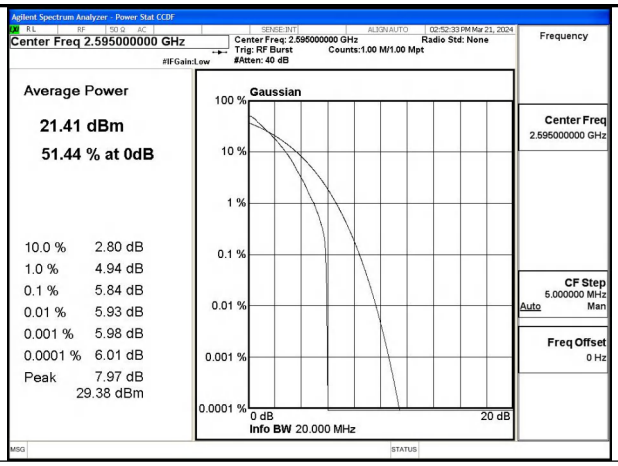

Fig.61

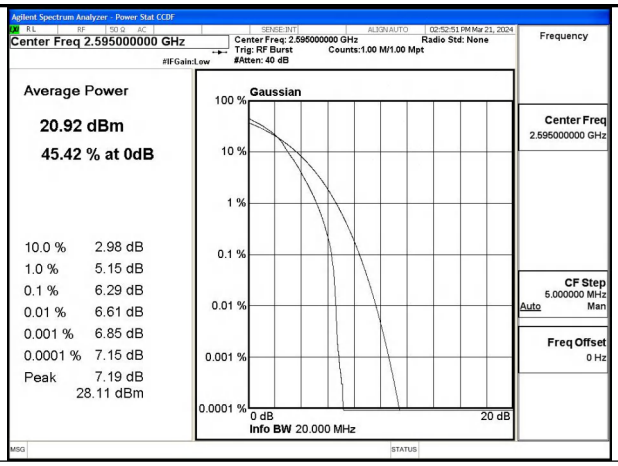

Fig.62

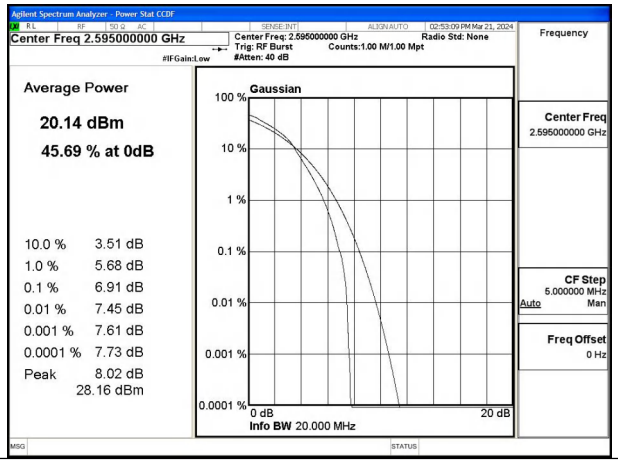

Fig.63

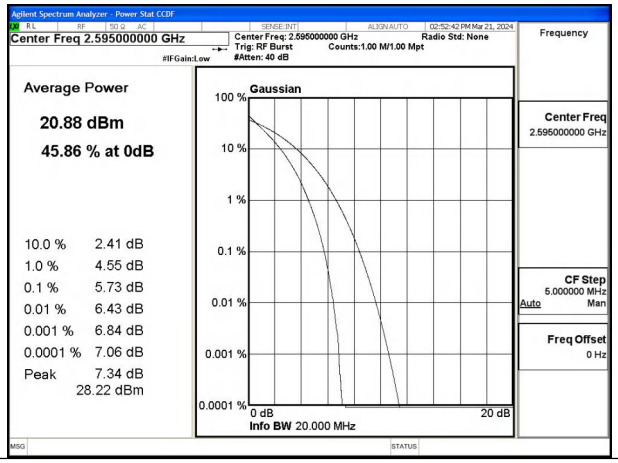

Fig.64

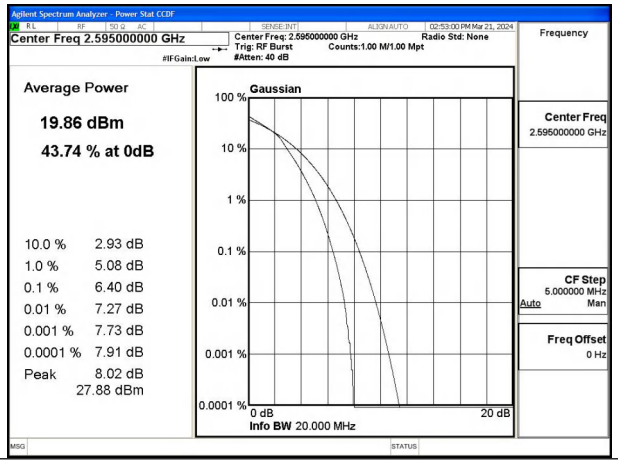

Fig.65

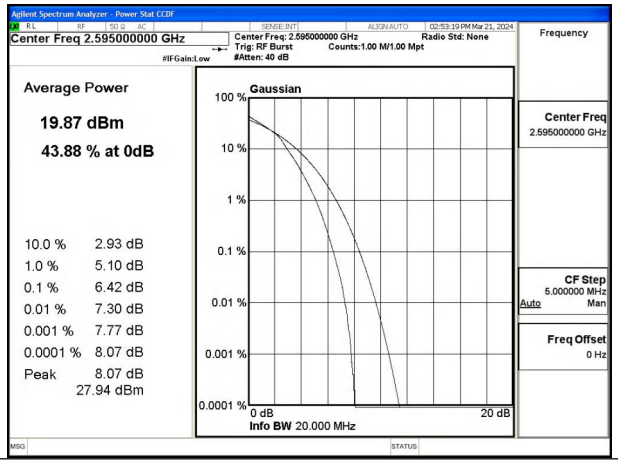

Fig.66

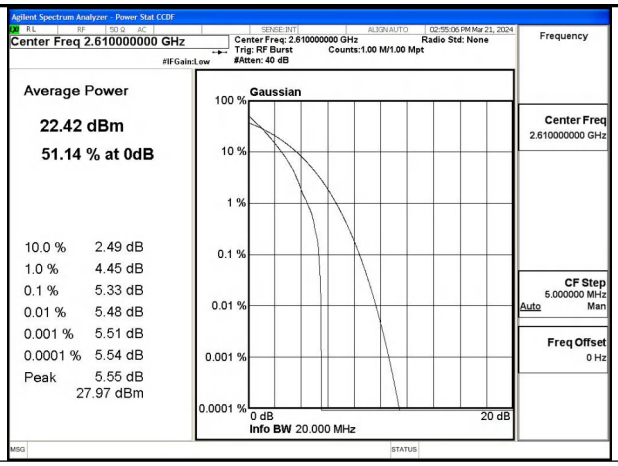

Fig.67

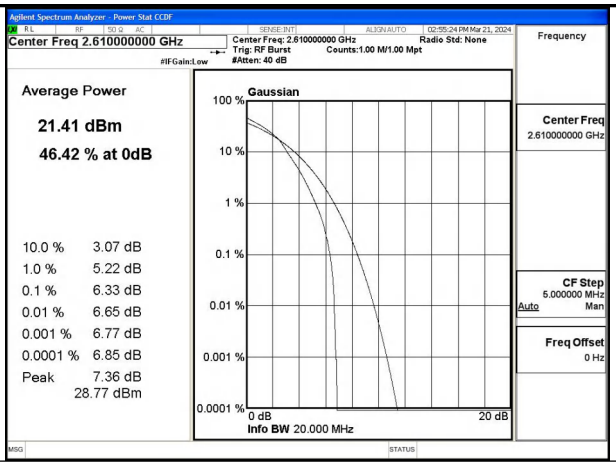

Fig.68

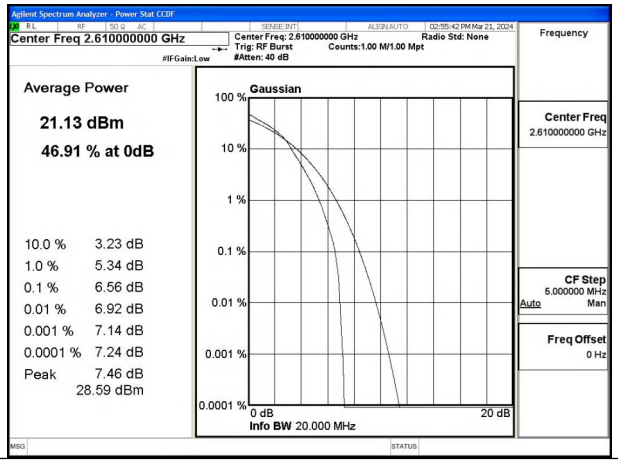

Fig.69

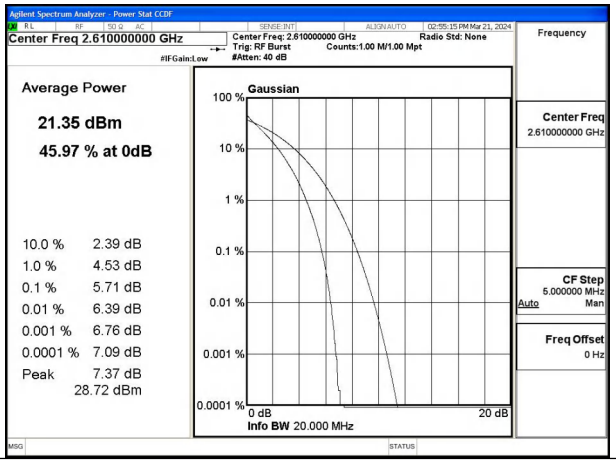

Fig.70

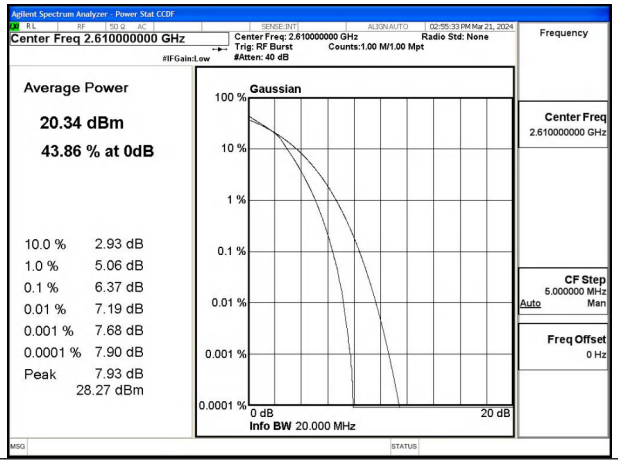

Fig.71

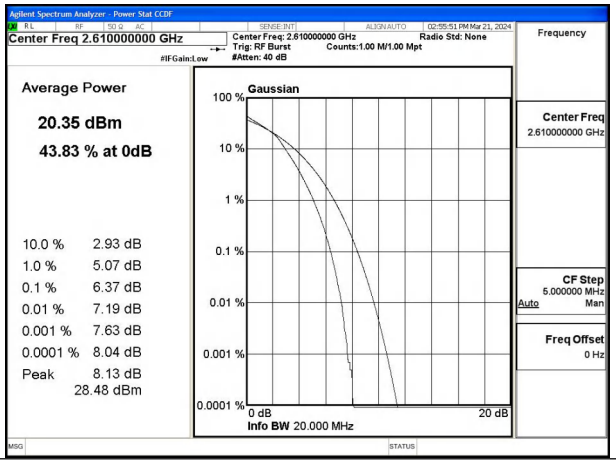

Fig.72

5 Spurious Emissions at antenna terminal

Band	Carrier frequency (MHz)	Channel	BW	RB Size	RB Offset	Conducted Spurious Plot
						QPSK
38	2572.5	37775	5	1	0	Fig.1
38	2595	38000	5	1	0	Fig.2
38	2617.5	38225	5	1	0	Fig.3
38	2575	37800	10	1	0	Fig.4
38	2595	38000	10	1	0	Fig.5
38	2615	38200	10	1	0	Fig.6
38	2577.5	37825	15	1	0	Fig.7
38	2595	38000	15	1	0	Fig.8
38	2612.5	38175	15	1	0	Fig.9
38	2580	37850	20	1	0	Fig.10
38	2595	38000	20	1	0	Fig.11
38	2610	38150	20	1	0	Fig.12

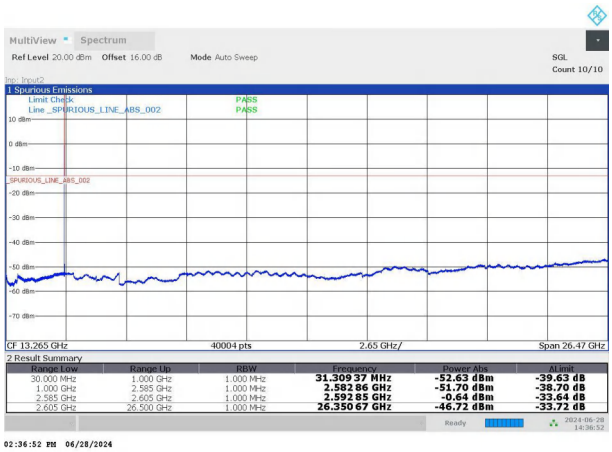

Fig.1

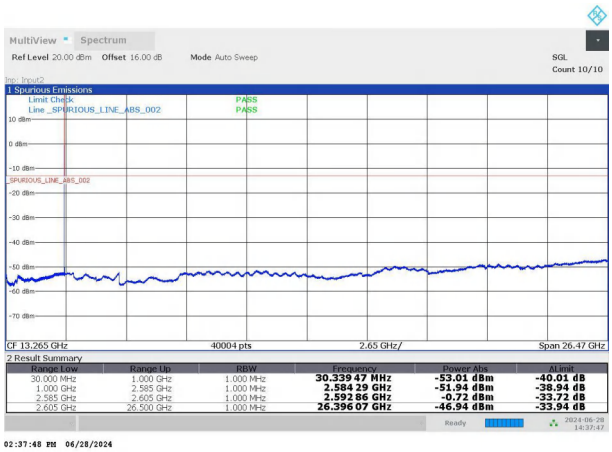

Fig.2

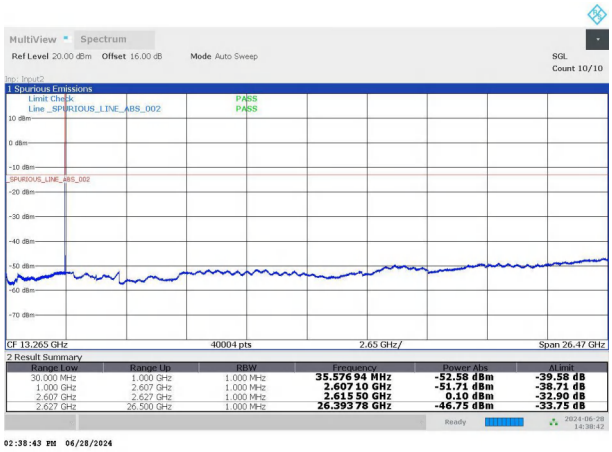

Fig.3

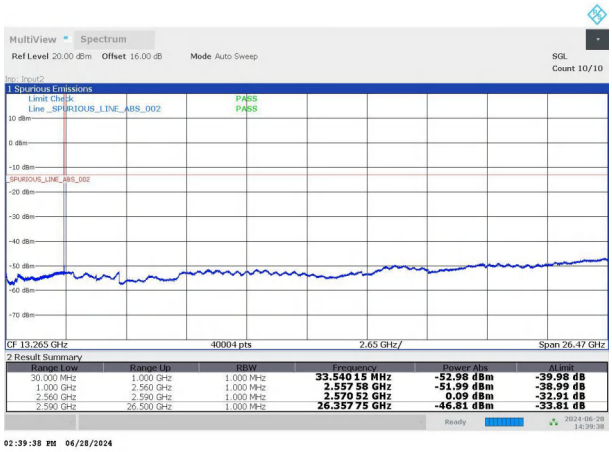

Fig.4

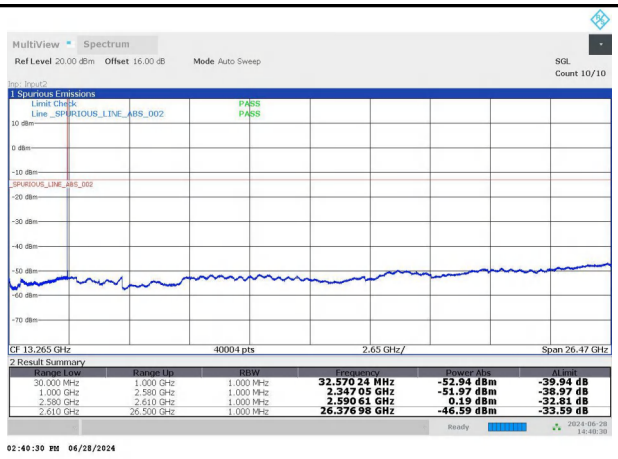

Fig.5

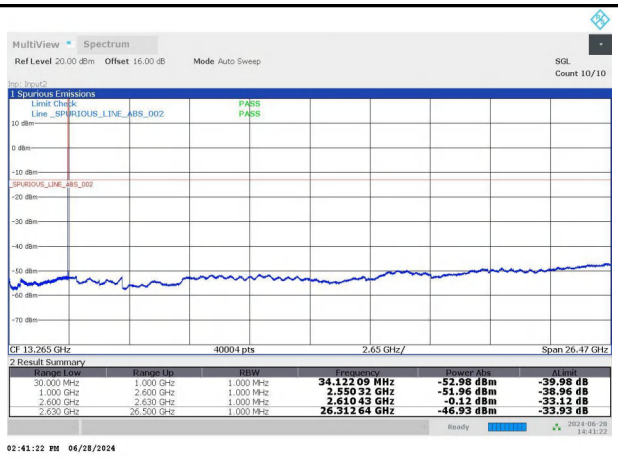

Fig.6

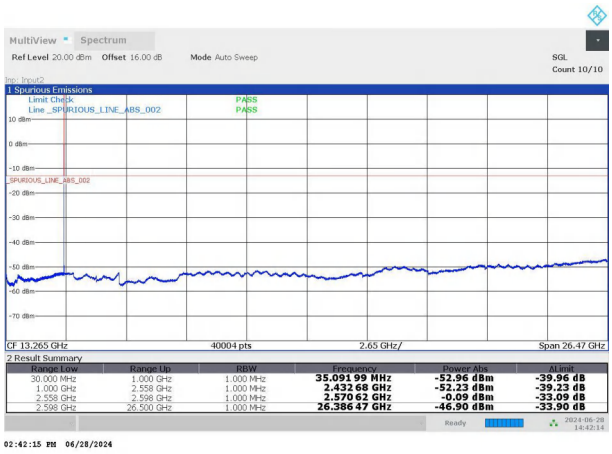

Fig.7

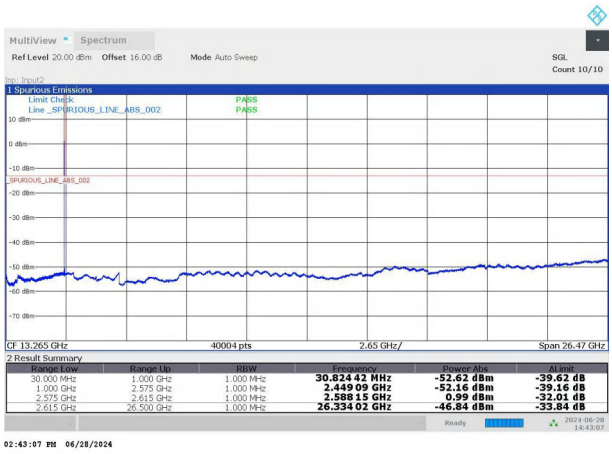

Fig.8

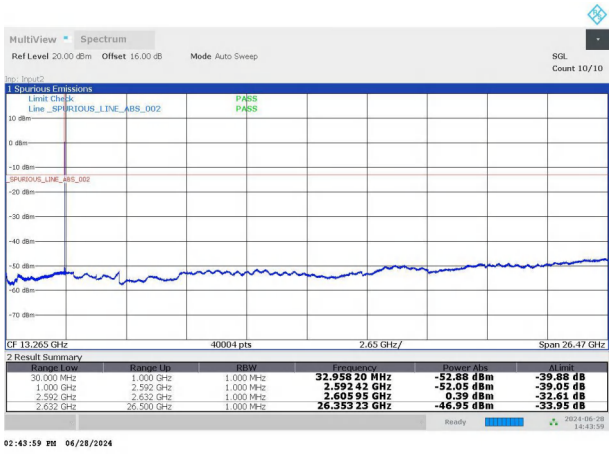

Fig.9

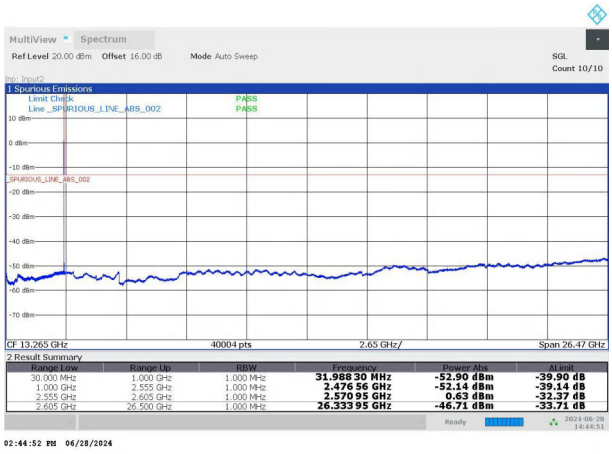

Fig.10

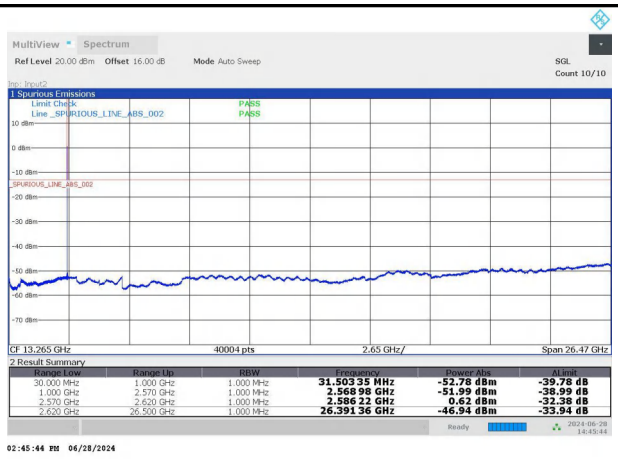

Fig.11

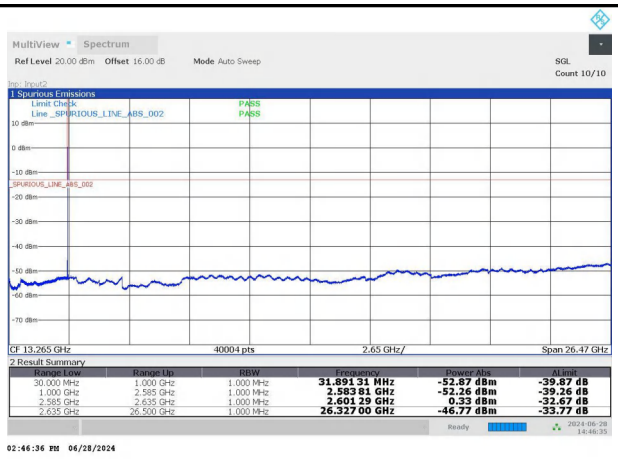

Fig.12

Band	Carrier frequency (MHz)	Channel	BW	RB Size	RB Offset	Conducted Spurious Plot
						16QAM
38	2572.5	37775	5	1	0	Fig.13
38	2595	38000	5	1	0	Fig.14
38	2617.5	38225	5	1	0	Fig.15
38	2575	37800	10	1	0	Fig.16
38	2595	38000	10	1	0	Fig.17
38	2615	38200	10	1	0	Fig.18
38	2577.5	37825	15	1	0	Fig.19
38	2595	38000	15	1	0	Fig.20
38	2612.5	38175	15	1	0	Fig.21
38	2580	37850	20	1	0	Fig.22
38	2595	38000	20	1	0	Fig.23
38	2610	38150	20	1	0	Fig.24

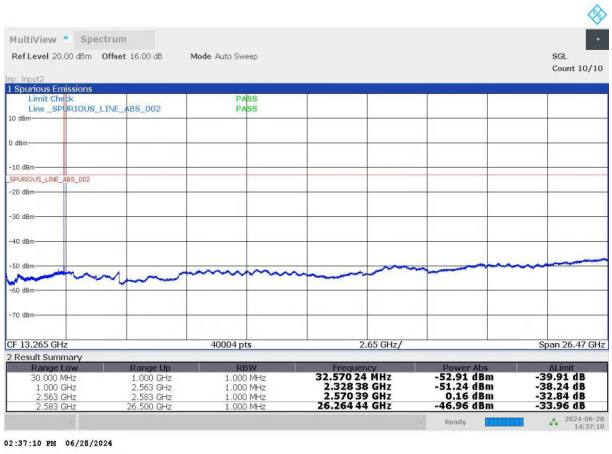

Fig.13

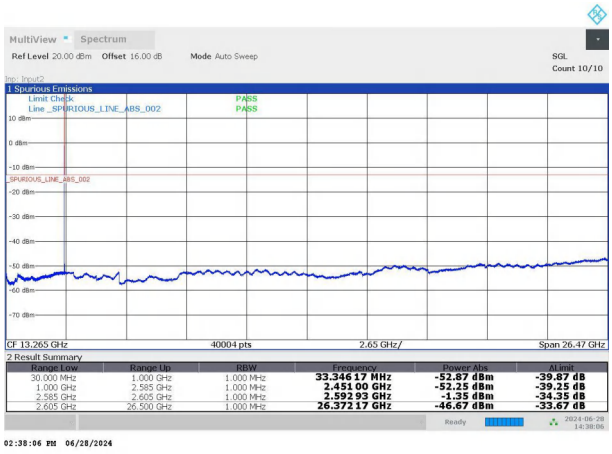

Fig.14

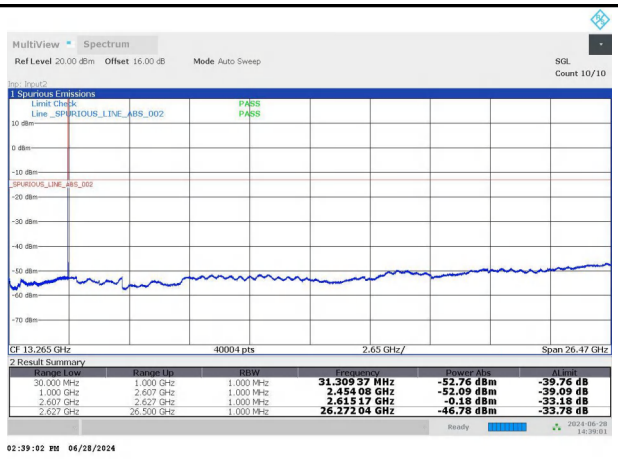

Fig.15

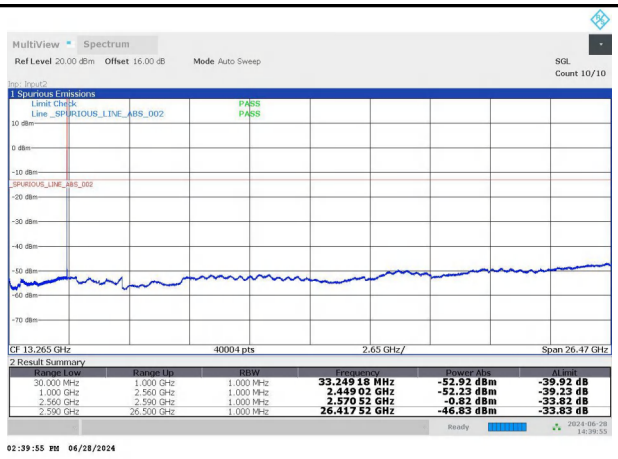

Fig.16

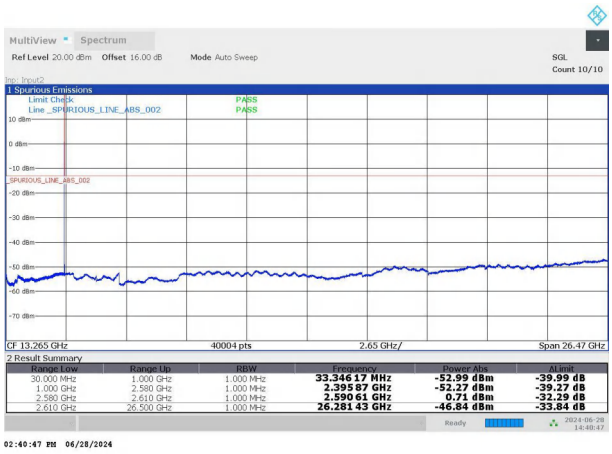

Fig.17

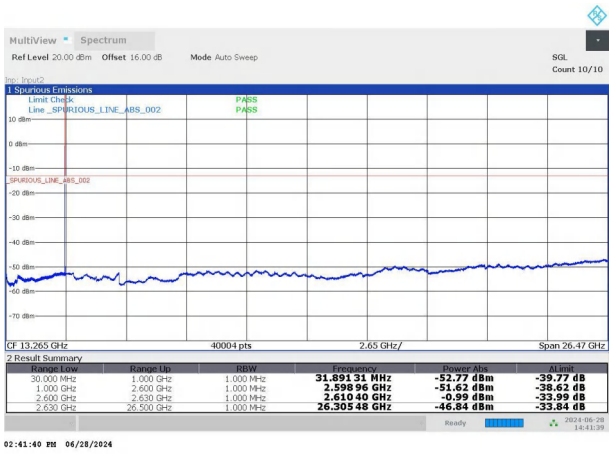

Fig.18

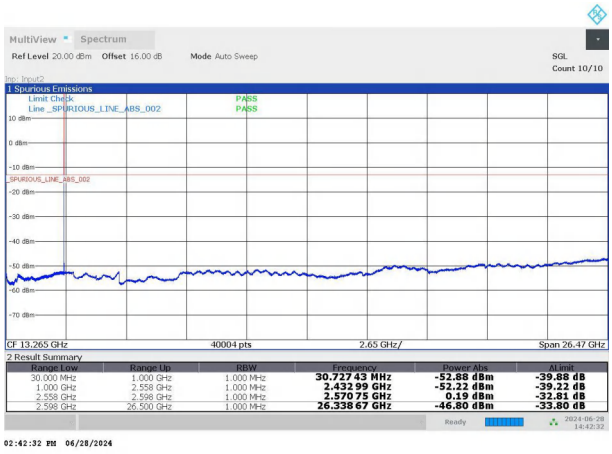

Fig.19

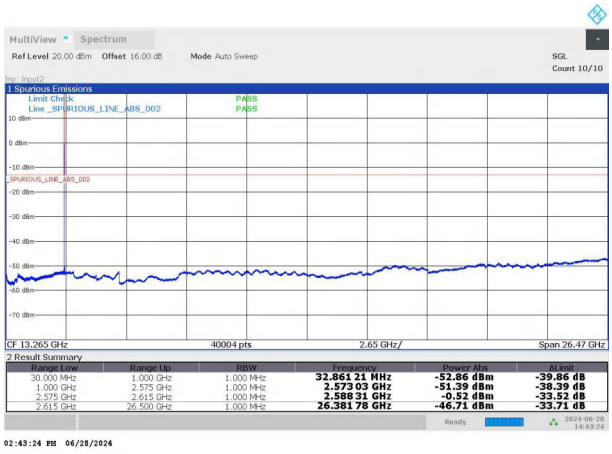

Fig.20

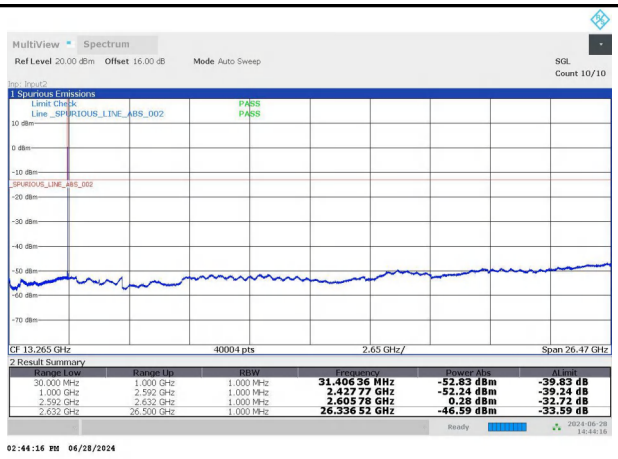

Fig.21

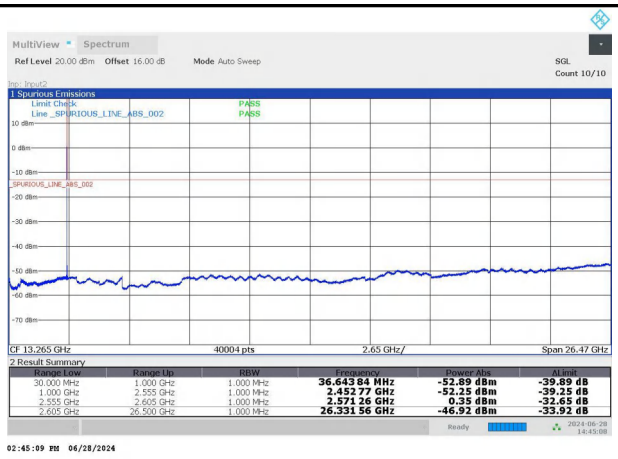

Fig.22

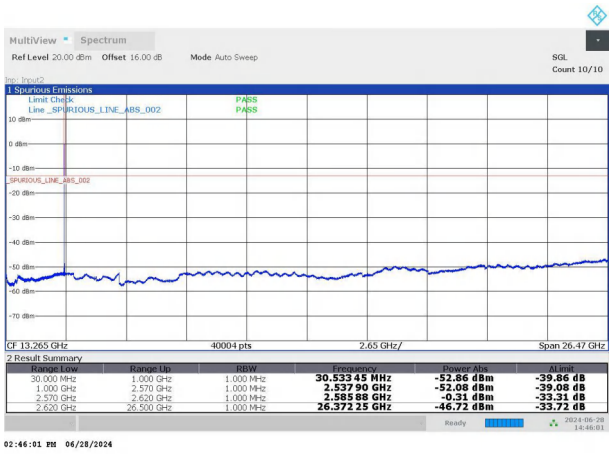

Fig.23

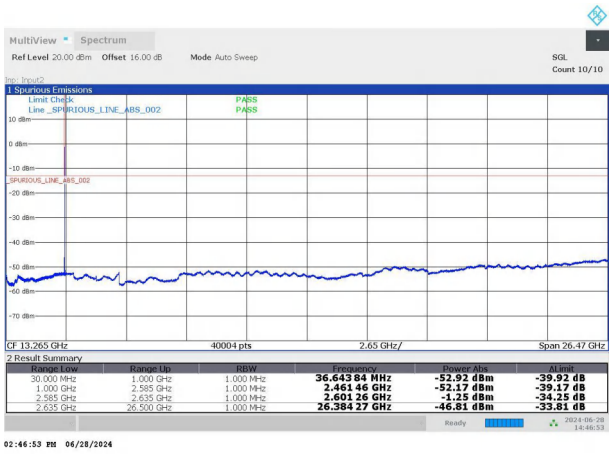

Fig.24

Band	Carrier frequency (MHz)	Channel	BW	RB Size	RB Offset	Conducted Spurious Plot
						64QAM
38	2572.5	37775	5	1	0	Fig.25
38	2595	38000	5	1	0	Fig.26
38	2617.5	38225	5	1	0	Fig.27
38	2575	37800	10	1	0	Fig.28
38	2595	38000	10	1	0	Fig.29
38	2615	38200	10	1	0	Fig.30
38	2577.5	37825	15	1	0	Fig.31
38	2595	38000	15	1	0	Fig.32
38	2612.5	38175	15	1	0	Fig.33
38	2580	37850	20	1	0	Fig.34
38	2595	38000	20	1	0	Fig.35
38	2610	38150	20	1	0	Fig.36

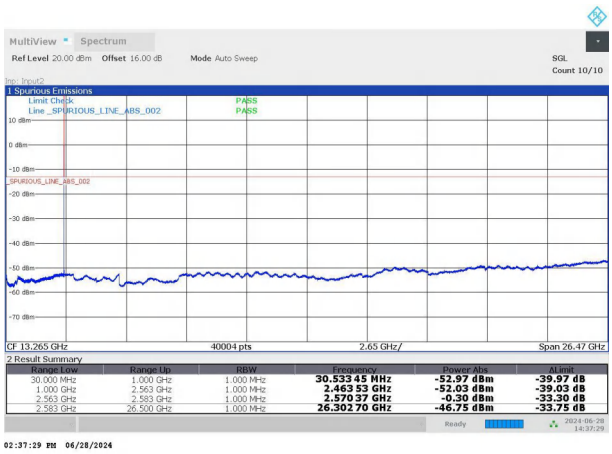

Fig.25

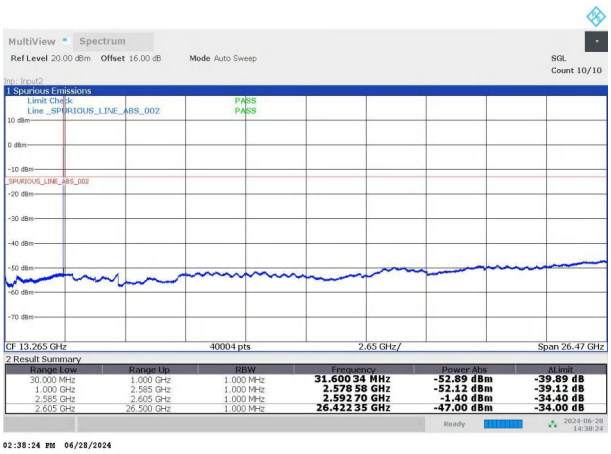

Fig.26

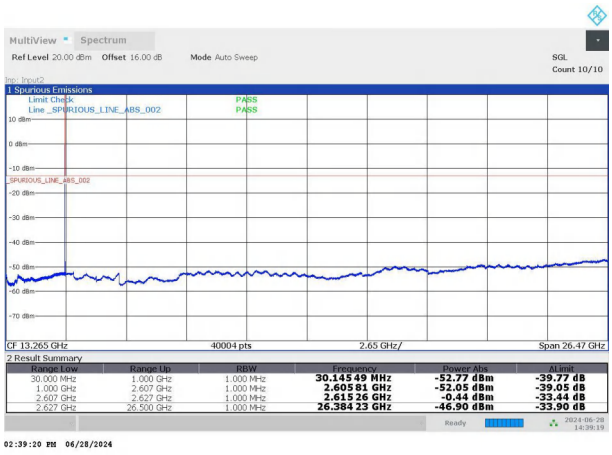

Fig.27

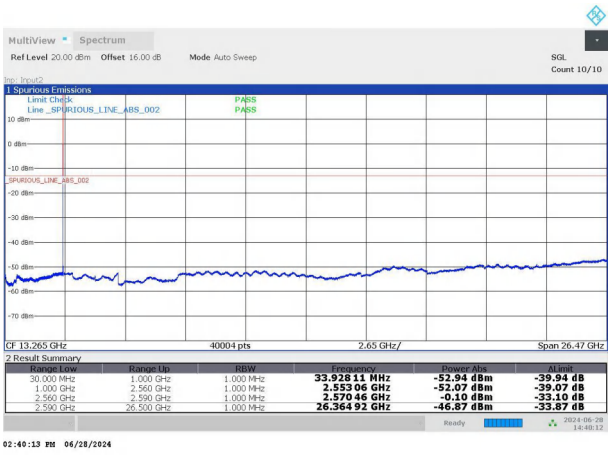

Fig.28

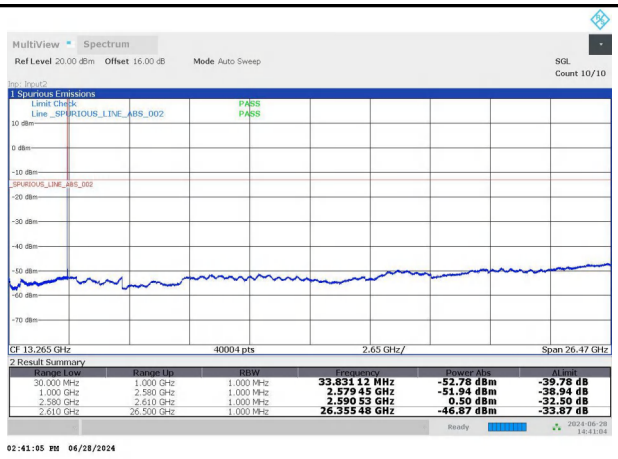

Fig.29

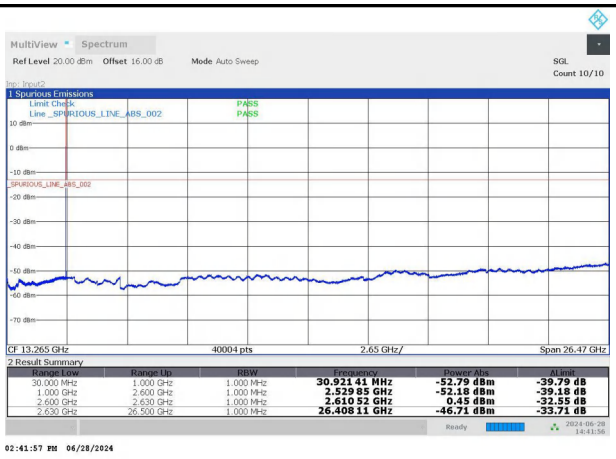

Fig.30

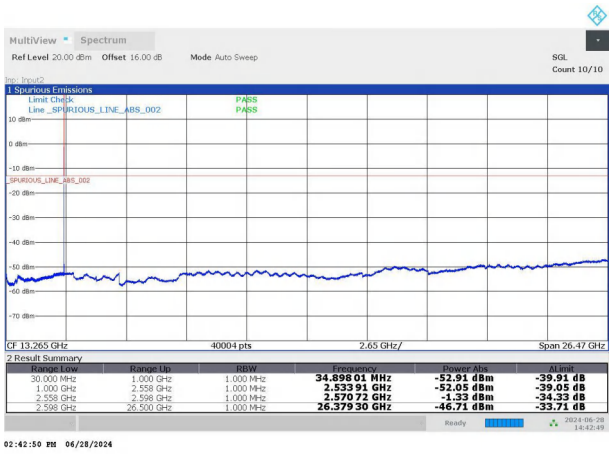

Fig.31

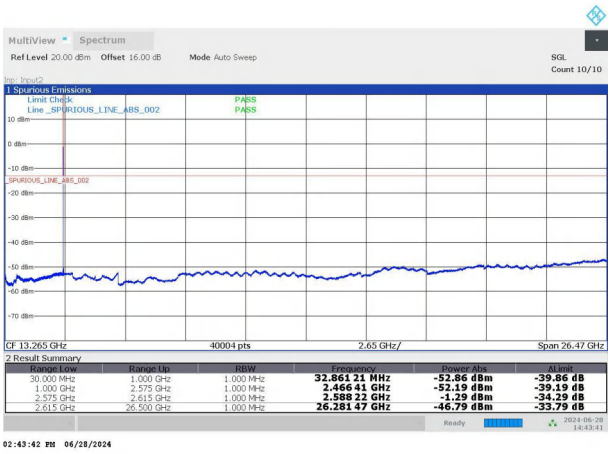

Fig.32

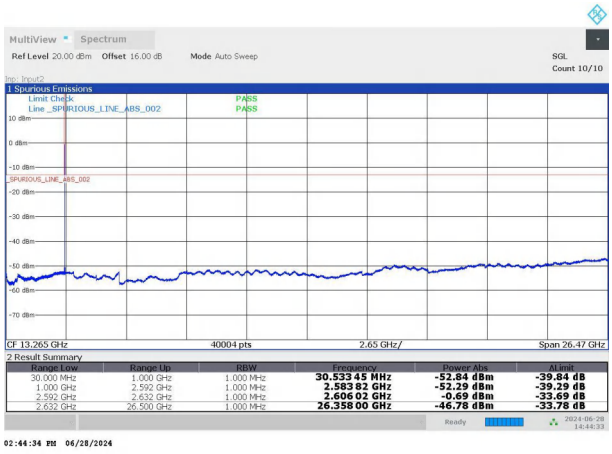

Fig.33

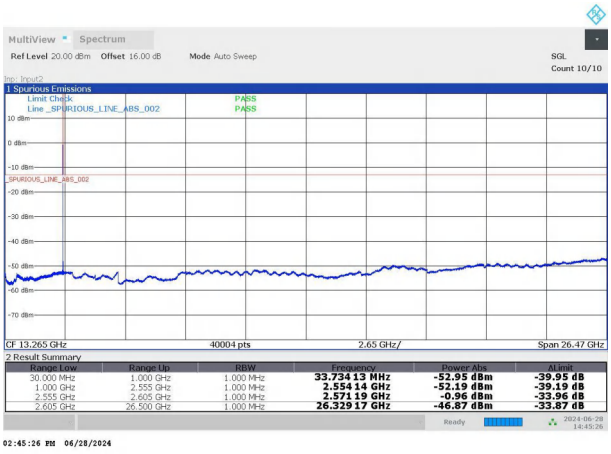

Fig.34

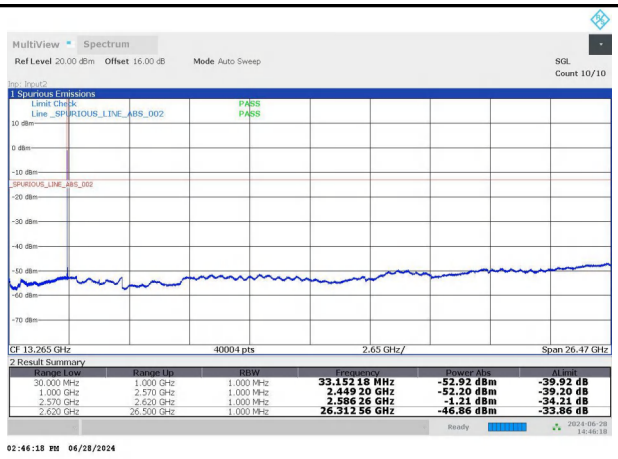
MultiView
Spectrum
Ref Level 20.00 dBm Offset 16.00 dB Mode Auto Sweep
SGL
Count 10/10
1 Spurious Emissions
Limit Check PASS
Line _SPURIOUS_LINE_ABS_002 PASS
CF 13.265 GHz 40004 pts 2.65 GHz/ Span 26.47 GHz
2 Result Summary
Range Low Range Up RBW Frequency Power Abs ALimit
30.000 MHz 1.000 GHz 1.000 MHz 33.152 18 MHz -52.92 dBm -39.92 dB
1.000 GHz 2.570 GHz 1.000 MHz 2.449 20 GHz -52.20 dBm -39.20 dB
2.570 GHz 2.620 GHz 1.000 MHz 2.586 26 GHz -1.21 dBm -34.21 dB
2.620 GHz 26.500 GHz 1.000 MHz 26.312 56 GHz -46.86 dBm -33.86 dB
02:46:18 PM 06/28/2024

Fig.35

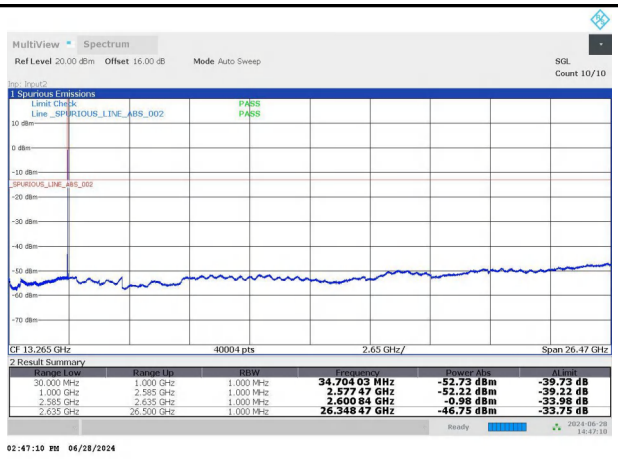
MultiView
Spectrum
Ref Level 20.00 dBm Offset 16.00 dB Mode Auto Sweep
SGL
Count 10/10
1 Spurious Emissions
Limit Check PASS
Line _SPURIOUS_LINE_ABS_002 PASS
CF 13.265 GHz 40004 pts 2.65 GHz/ Span 26.47 GHz
2 Result Summary
Range Low Range Up RBW Frequency Power Abs ALimit
30.000 MHz 1.000 GHz 1.000 MHz 34.704 03 MHz -52.73 dBm -39.73 dB
1.000 GHz 2.585 GHz 1.000 MHz 2.577 47 GHz -52.22 dBm -39.22 dB
2.585 GHz 2.635 GHz 1.000 MHz 2.600 84 GHz -0.98 dBm -33.98 dB
2.635 GHz 26.500 GHz 1.000 MHz 26.348 47 GHz -46.75 dBm -33.75 dB
02:47:10 PM 06/28/2024

Fig.36

6 Band Edges Compliance

Band	Mode	Carrier frequency (MHz)	Channel	BW	RB Size	RB Offset	Band Edges Plot
38	QPSK	2572.5	37775	5	1	0	Fig.1
38	QPSK	2572.5	37775	5	25	0	Fig.2
38	QPSK	2617.5	38225	5	1	24	Fig.3
38	QPSK	2617.5	38225	5	25	0	Fig.4
38	QPSK	2575	37800	10	1	0	Fig.5
38	QPSK	2575	37800	10	50	0	Fig.6
38	QPSK	2615	38200	10	1	49	Fig.7
38	QPSK	2615	38200	10	50	0	Fig.8
38	QPSK	2577.5	37825	15	1	0	Fig.9
38	QPSK	2577.5	37825	15	75	0	Fig.10
38	QPSK	2612.5	38175	15	1	74	Fig.11
38	QPSK	2612.5	38175	15	75	0	Fig.12
38	QPSK	2580	37850	20	1	0	Fig.13
38	QPSK	2580	37850	20	100	0	Fig.14
38	QPSK	2610	38150	20	1	99	Fig.15
38	QPSK	2610	38150	20	100	0	Fig.16

Band	Mode	Carrier frequency (MHz)	Channel	BW	RB Size	RB Offset	Band Edges Plot
38	16QAM	2572.5	37775	5	1	0	Fig.17
38	16QAM	2572.5	37775	5	25	0	Fig.18
38	16QAM	2617.5	38225	5	1	24	Fig.19
38	16QAM	2617.5	38225	5	25	0	Fig.20
38	16QAM	2575	37800	10	1	0	Fig.21
38	16QAM	2575	37800	10	50	0	Fig.22
38	16QAM	2615	38200	10	1	49	Fig.23
38	16QAM	2615	38200	10	50	0	Fig.24
38	16QAM	2577.5	37825	15	1	0	Fig.25
38	16QAM	2577.5	37825	15	75	0	Fig.26
38	16QAM	2612.5	38175	15	1	74	Fig.27
38	16QAM	2612.5	38175	15	75	0	Fig.28
38	16QAM	2580	37850	20	1	0	Fig.29
38	16QAM	2580	37850	20	100	0	Fig.30
38	16QAM	2610	38150	20	1	99	Fig.31
38	16QAM	2610	38150	20	100	0	Fig.32

Band	Mode	Carrier frequency (MHz)	Channel	BW	RB Size	RB Offset	Band Edges Plot
38	64QAM	2572.5	37775	5	1	0	Fig.33
38	64QAM	2572.5	37775	5	25	0	Fig.34
38	64QAM	2617.5	38225	5	1	24	Fig.35
38	64QAM	2617.5	38225	5	25	0	Fig.36
38	64QAM	2575	37800	10	1	0	Fig.37
38	64QAM	2575	37800	10	50	0	Fig.38
38	64QAM	2615	38200	10	1	49	Fig.39
38	64QAM	2615	38200	10	50	0	Fig.40
38	64QAM	2577.5	37825	15	1	0	Fig.41
38	64QAM	2577.5	37825	15	75	0	Fig.42
38	64QAM	2612.5	38175	15	1	74	Fig.43
38	64QAM	2612.5	38175	15	75	0	Fig.44
38	64QAM	2580	37850	20	1	0	Fig.45
38	64QAM	2580	37850	20	100	0	Fig.46
38	64QAM	2610	38150	20	1	99	Fig.47
38	64QAM	2610	38150	20	100	0	Fig.48

Test Mode: QPSK

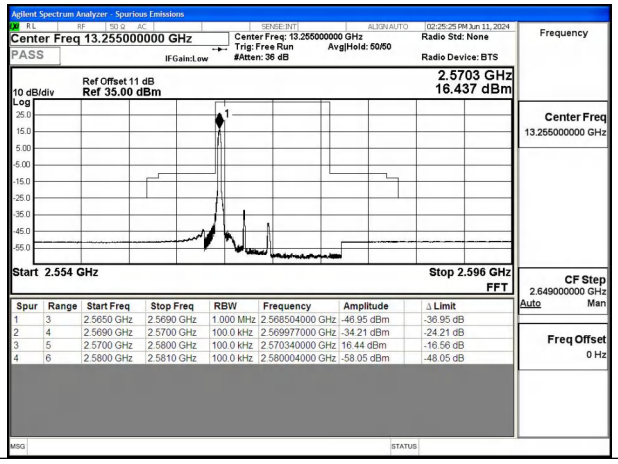

Fig.1

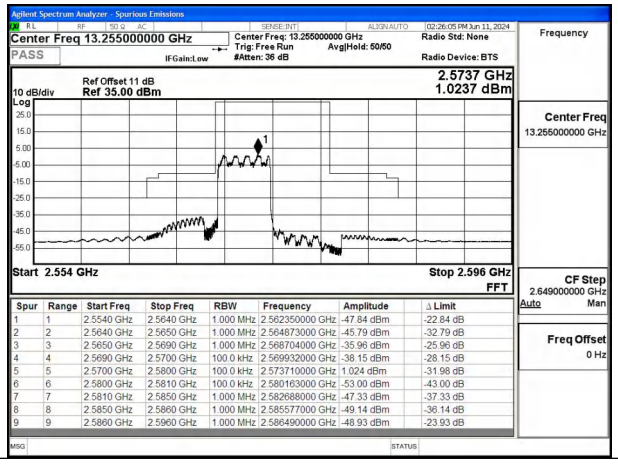

Fig.2

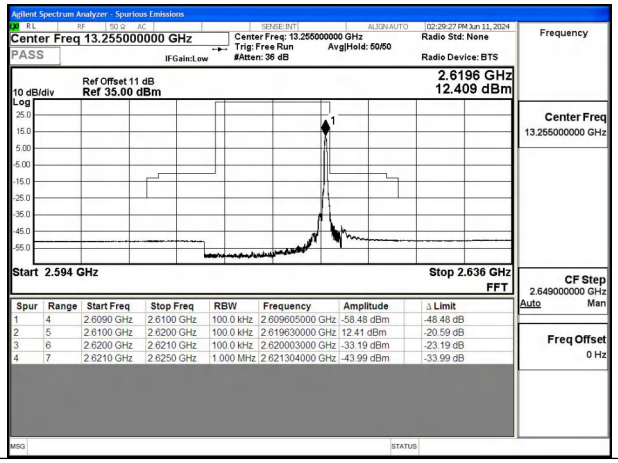

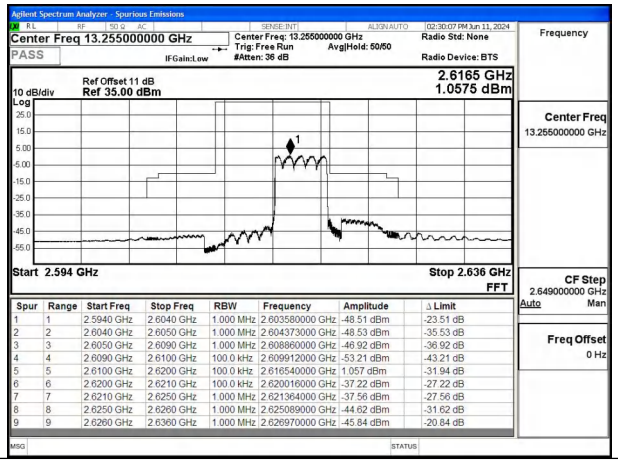

Fig.3

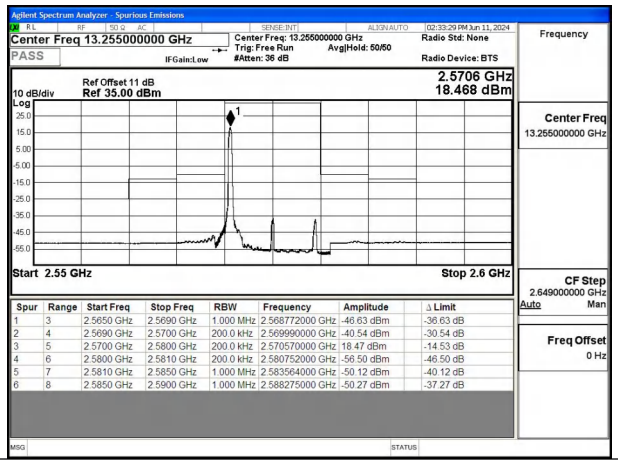

Fig.4

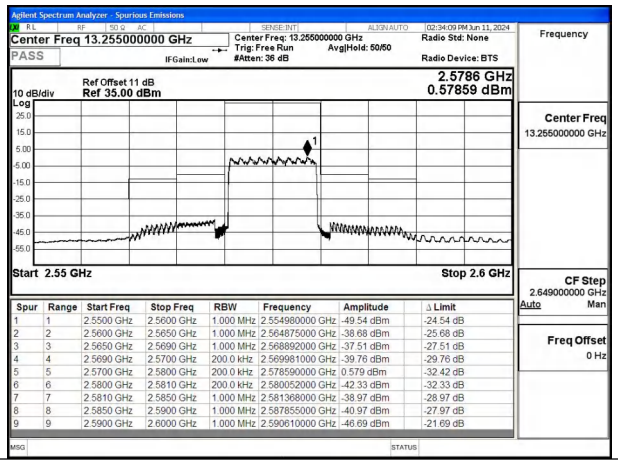

Fig.5

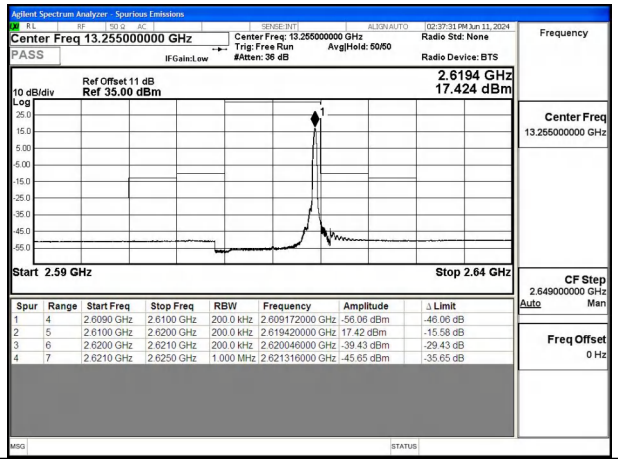

Fig.6

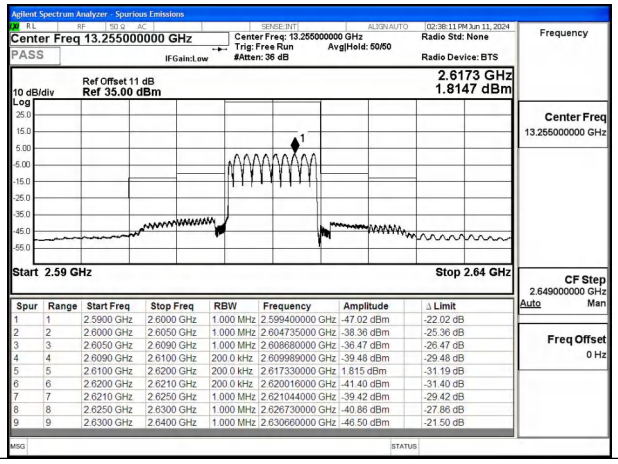

Fig.7

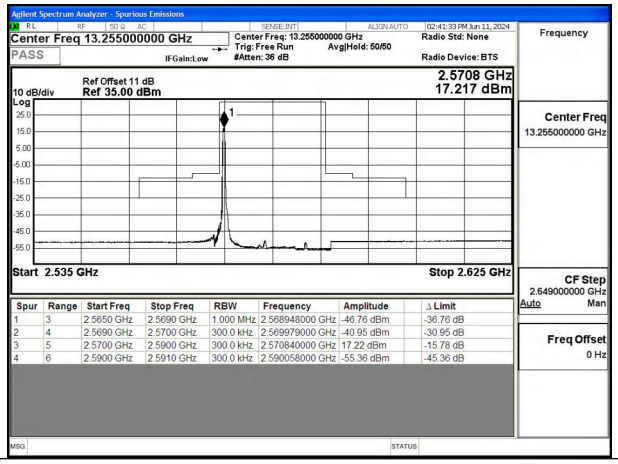

Fig.8

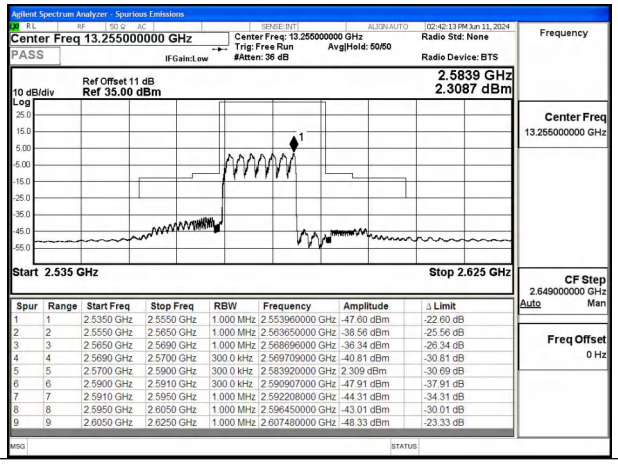

Fig.9

Fig.10

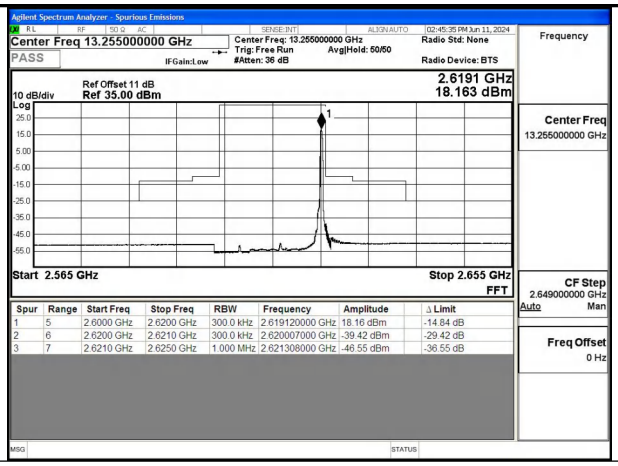

Fig.11

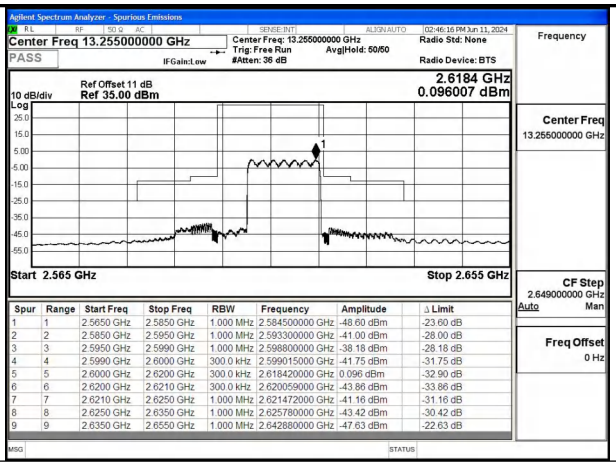

Fig.12

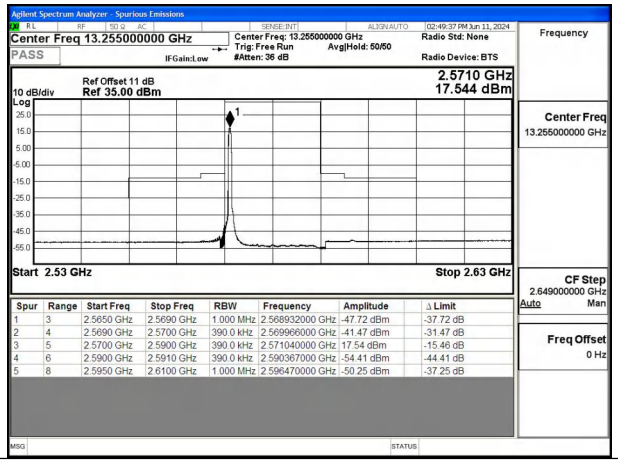

Fig.13

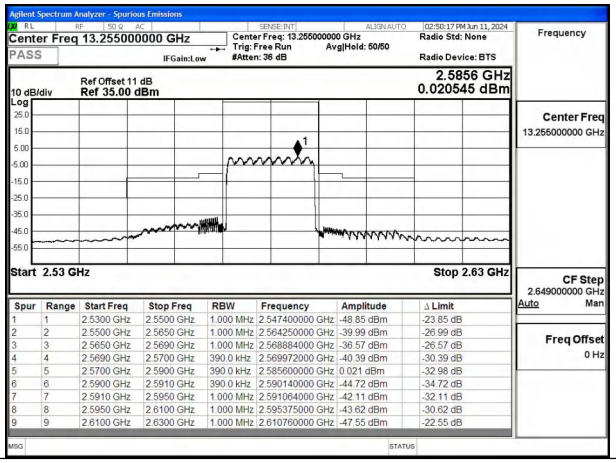

Fig.14

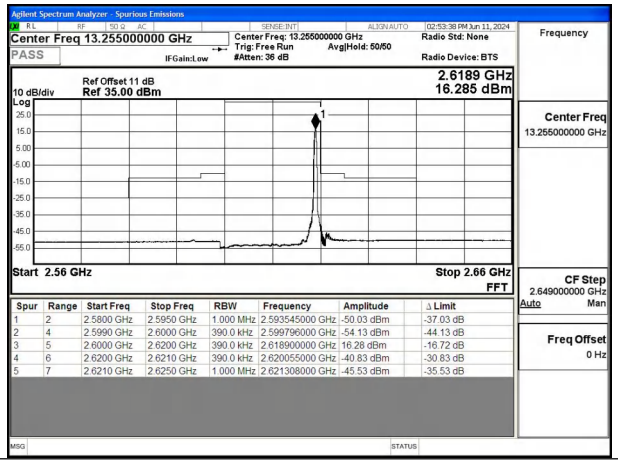

Fig.15

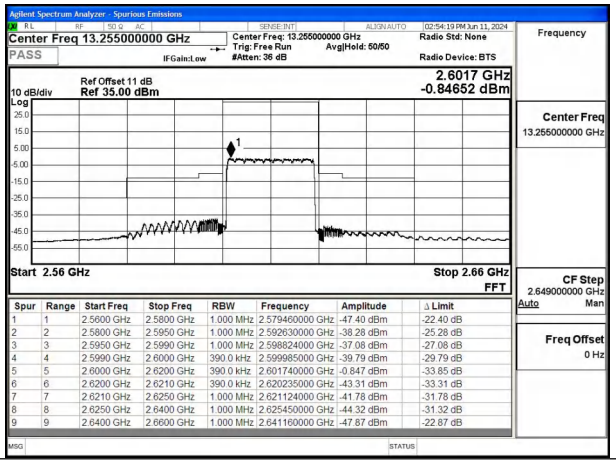

Fig.16

Test Mode: 16QAM

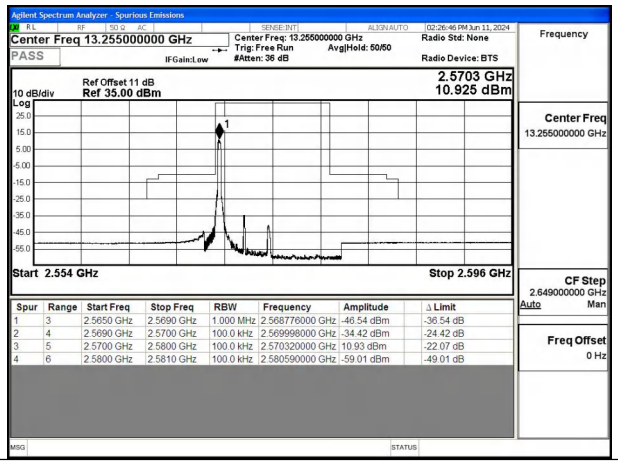

Fig.17

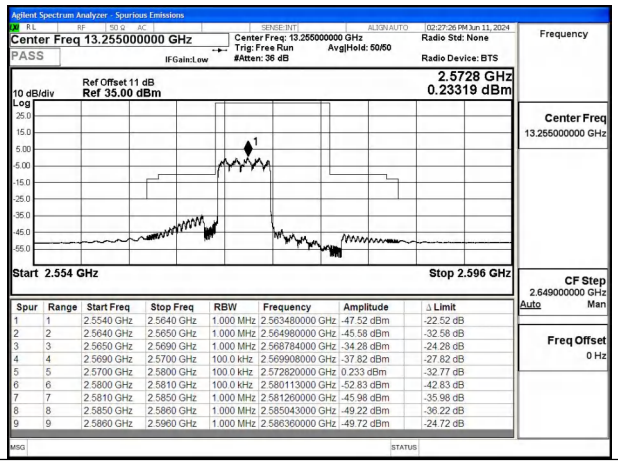

Fig.18

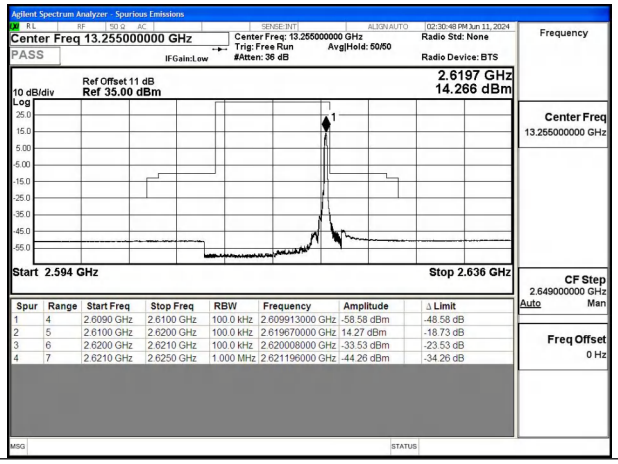

Fig.19

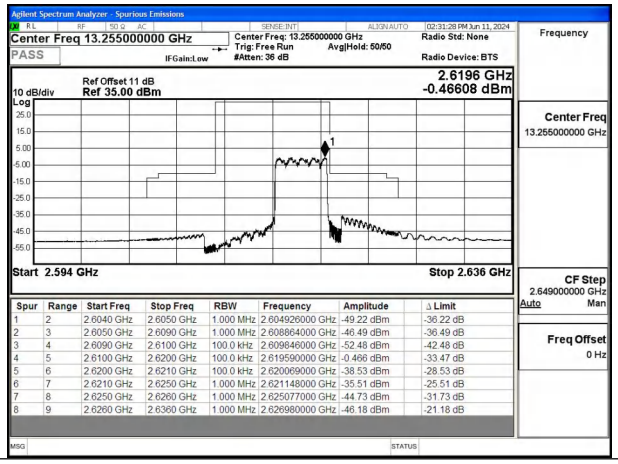

Fig.20

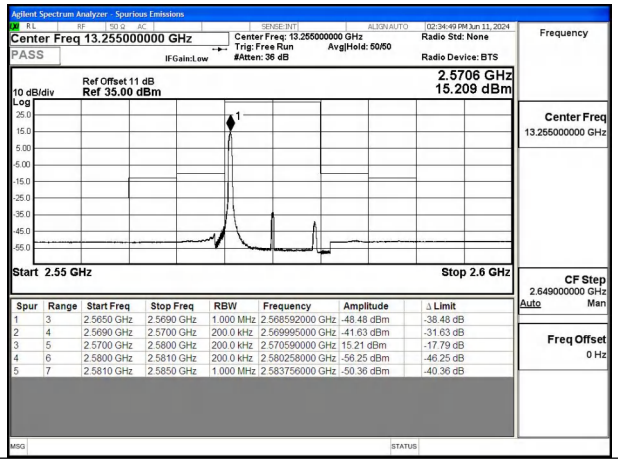

Fig.21

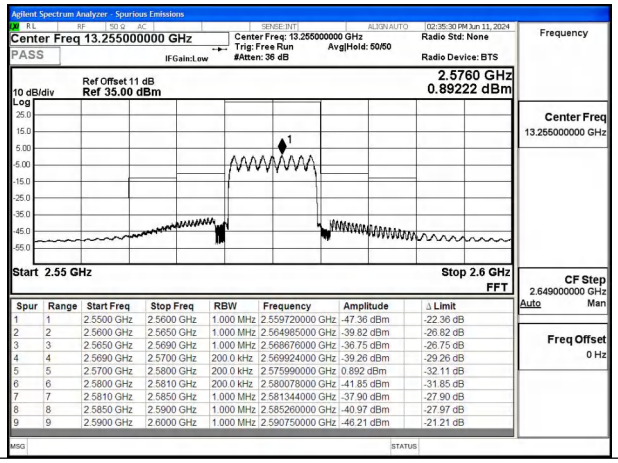

Fig.22