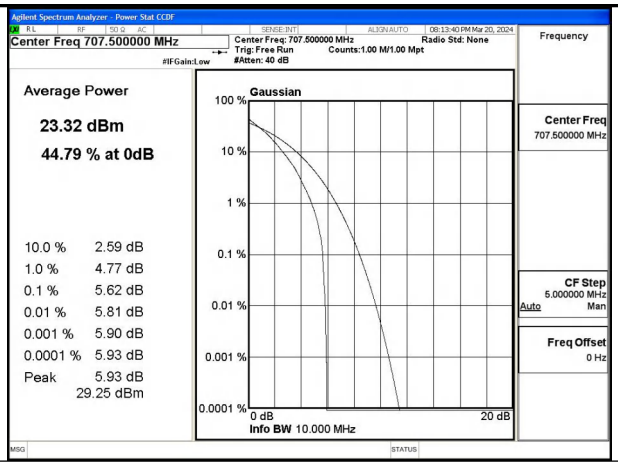

Fig.61

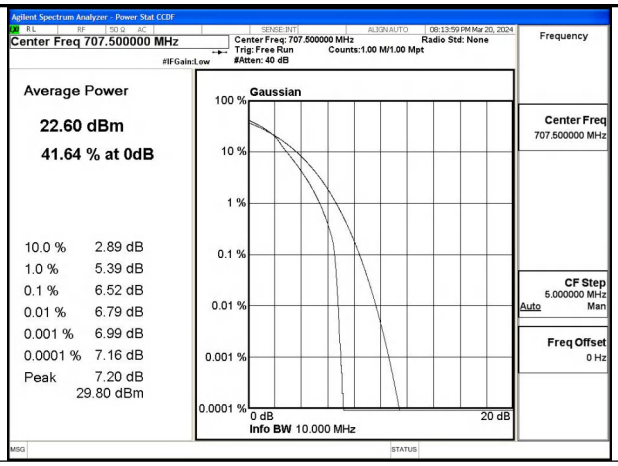

Fig.62

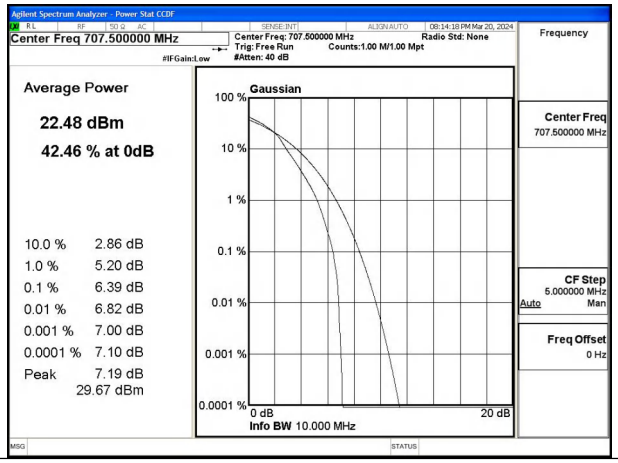

Fig.63

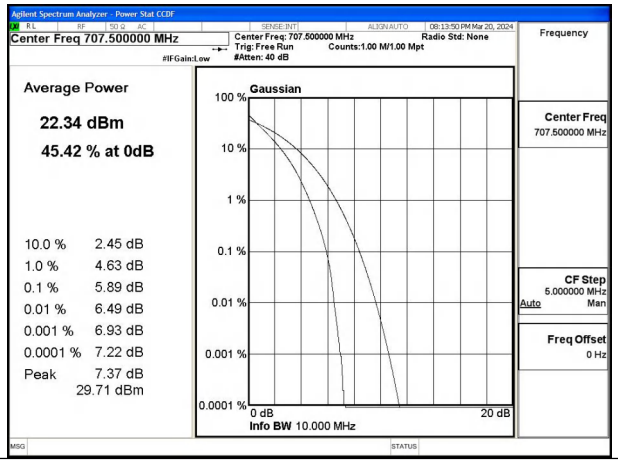

Fig.64

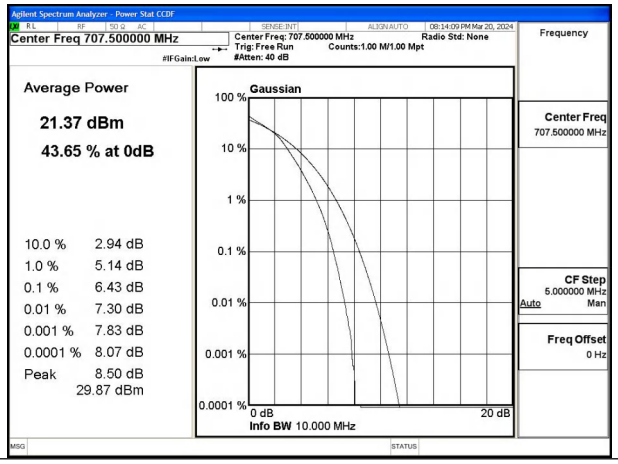

Fig.65

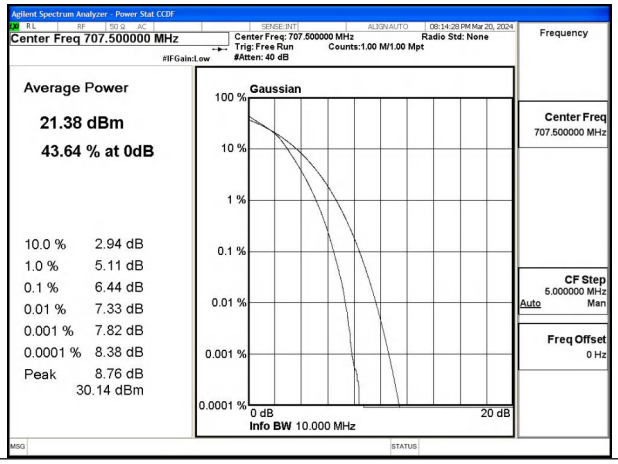

Fig.66

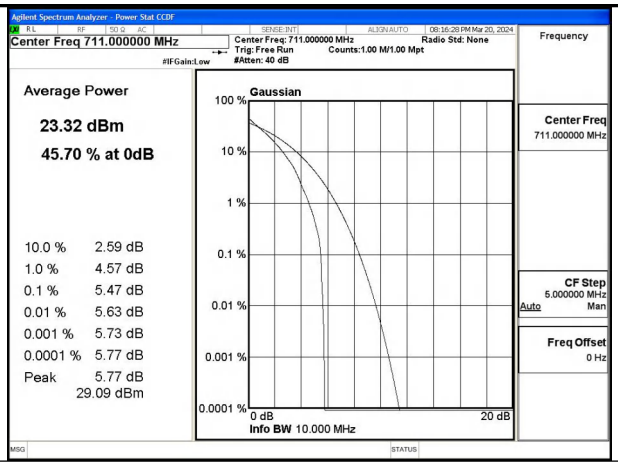

Fig.67

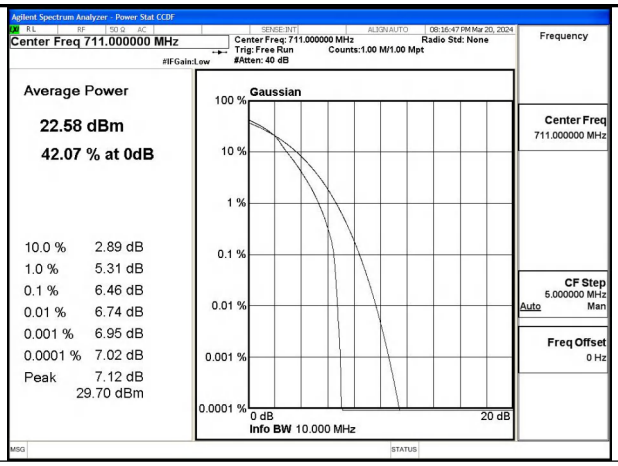

Fig.68

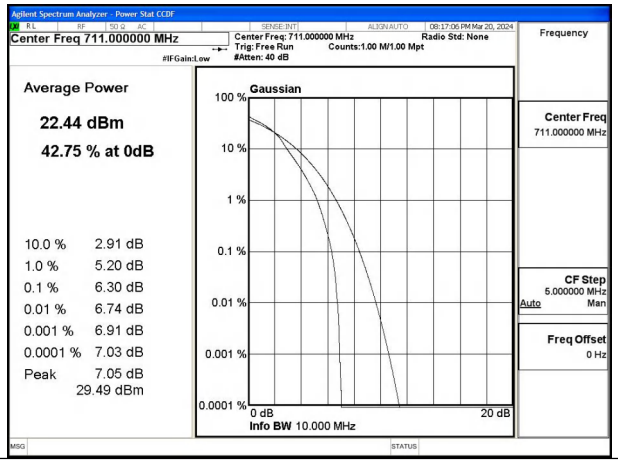

Fig.69

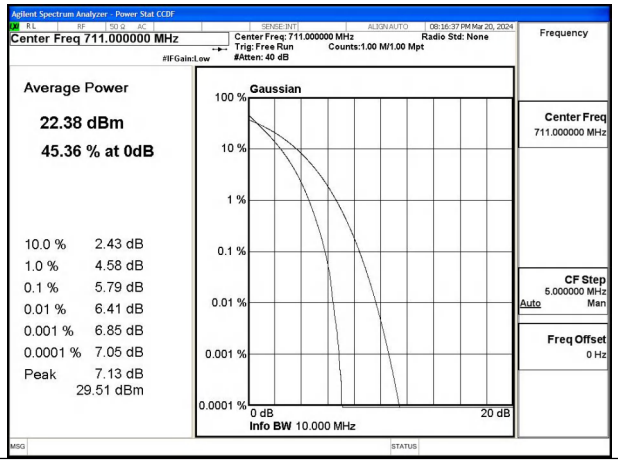

Fig.70

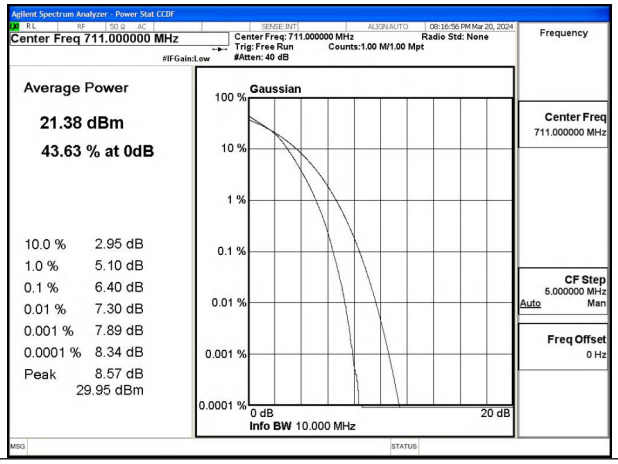

Fig.71

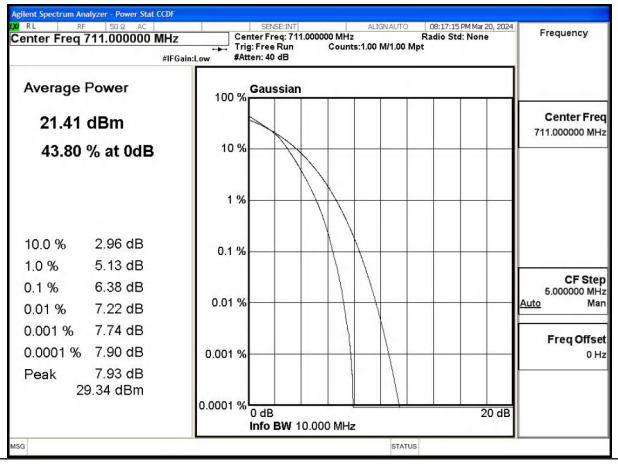

Fig.72

5 Spurious Emissions at antenna terminal

Band	Carrier frequency (MHz)	Channel	BW	RB Size	RB Offset	Conducted Spurious Plot
						QPSK
12	699.7	23017	1.4	1	0	Fig.1
12	707.5	23095	1.4	1	0	Fig.2
12	715.3	23173	1.4	1	0	Fig.3
12	700.5	23025	3	1	0	Fig.4
12	707.5	23095	3	1	0	Fig.5
12	714.5	23165	3	1	0	Fig.6
12	701.5	23035	5	1	0	Fig.7
12	707.5	23095	5	1	0	Fig.8
12	713.5	23155	5	1	0	Fig.9
12	704	23060	10	1	0	Fig.10
12	707.5	23095	10	1	0	Fig.11
12	711	23130	10	1	0	Fig.12

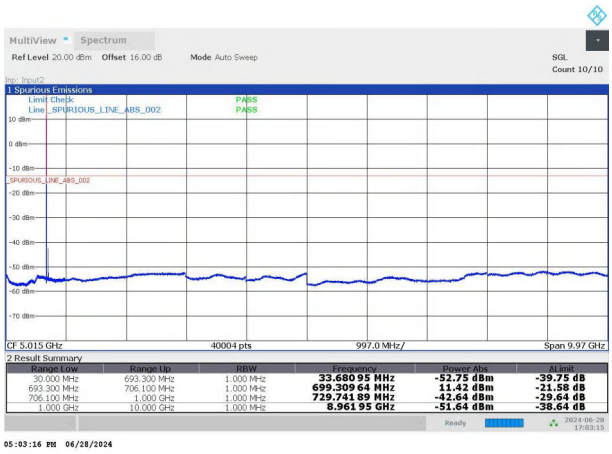

Fig.1

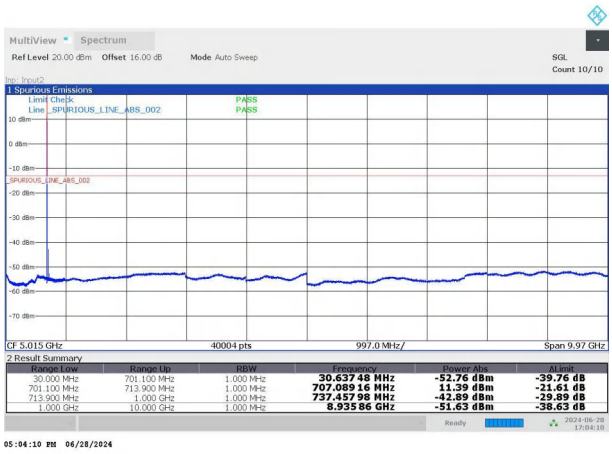

Fig.2

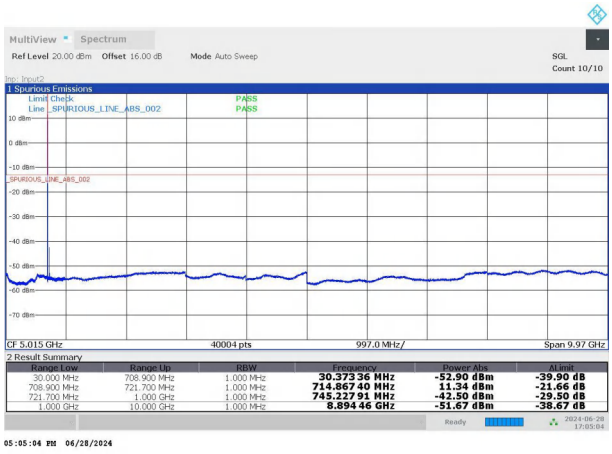

Fig.3

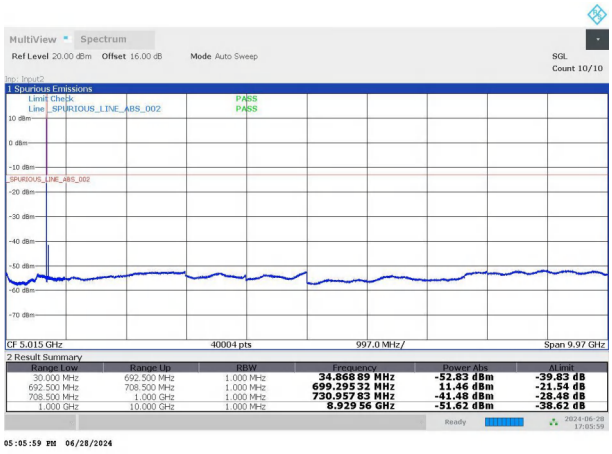

Fig.4

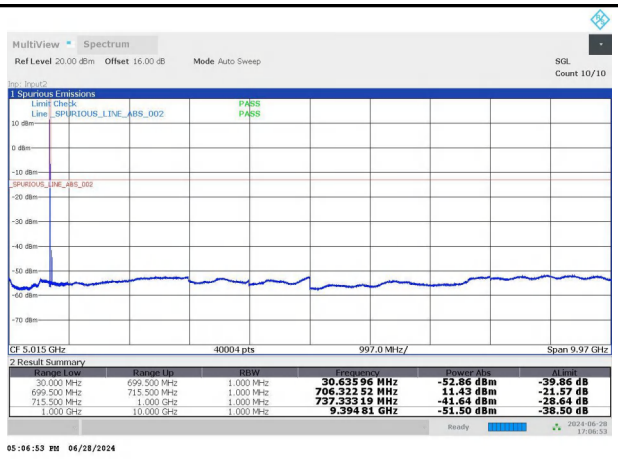

Fig.5

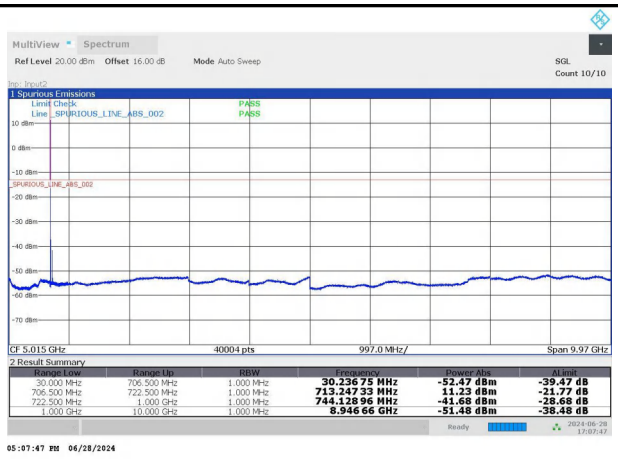

Fig.6

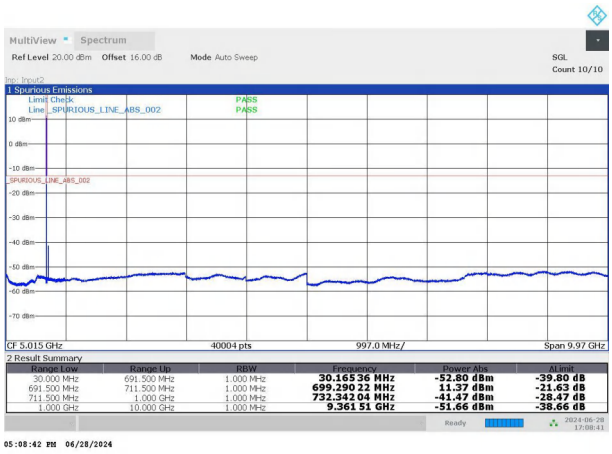

Fig.7

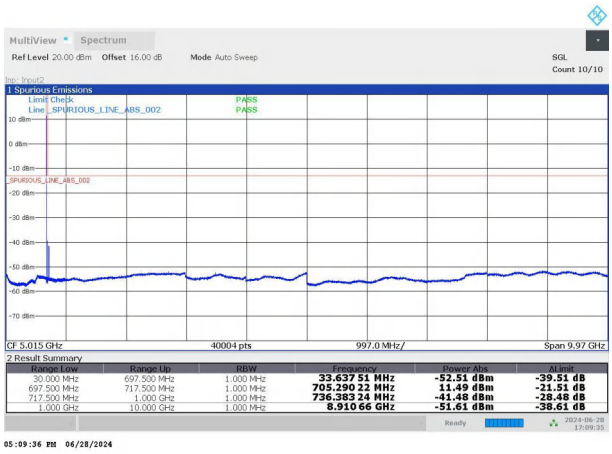

Fig.8

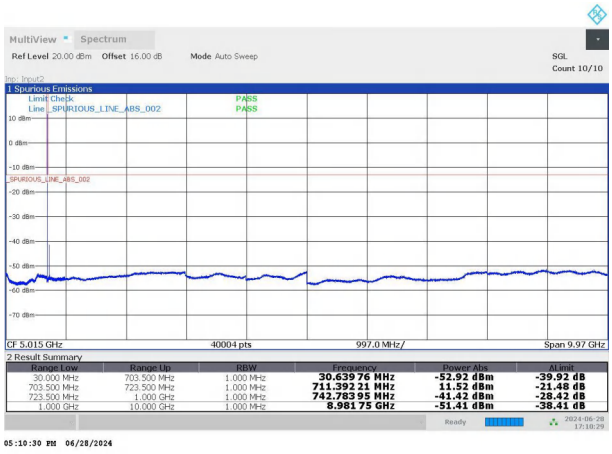

Fig.9

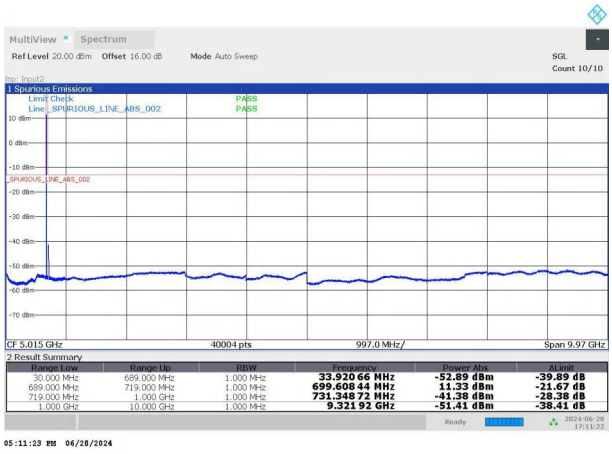

Fig.10

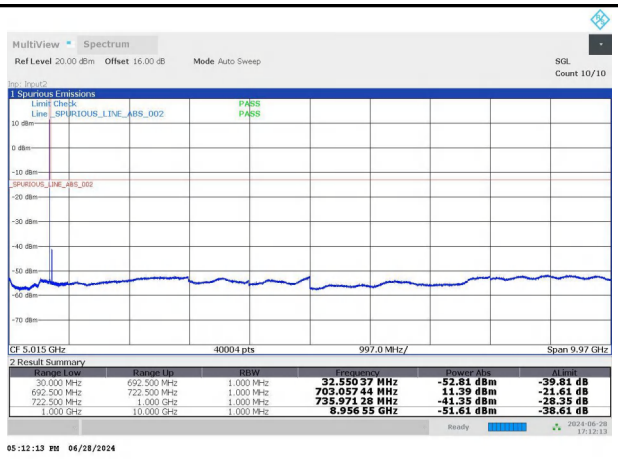

Fig.11

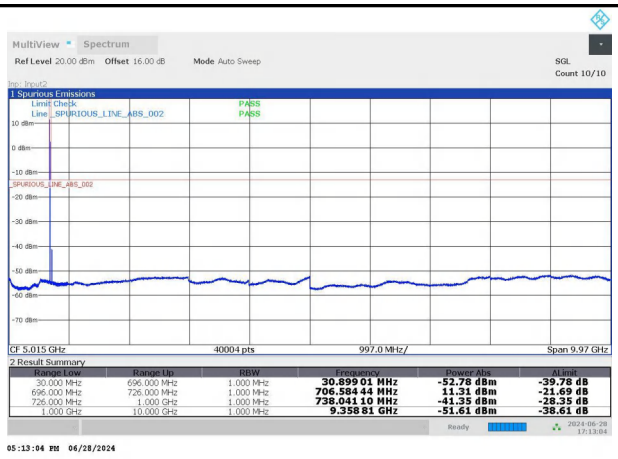

Fig.12

Band	Carrier frequency (MHz)	Channel	BW	RB Size	RB Offset	Conducted Spurious Plot
						16QAM
12	699.7	23017	1.4	1	0	Fig.13
12	707.5	23095	1.4	1	0	Fig.14
12	715.3	23173	1.4	1	0	Fig.15
12	700.5	23025	3	1	0	Fig.16
12	707.5	23095	3	1	0	Fig.17
12	714.5	23165	3	1	0	Fig.18
12	701.5	23035	5	1	0	Fig.19
12	707.5	23095	5	1	0	Fig.20
12	713.5	23155	5	1	0	Fig.21
12	704	23060	10	1	0	Fig.22
12	707.5	23095	10	1	0	Fig.23
12	711	23130	10	1	0	Fig.24

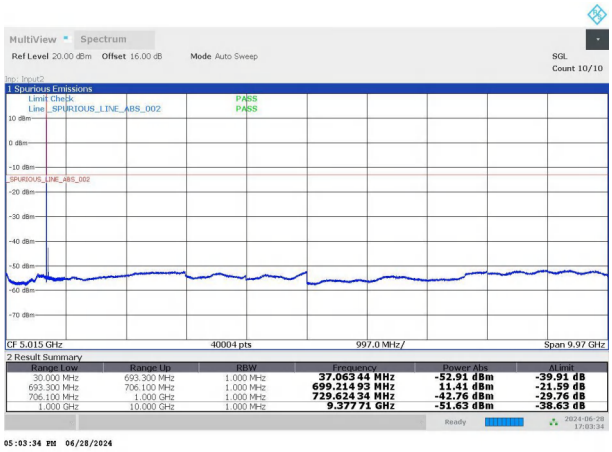

Fig.13

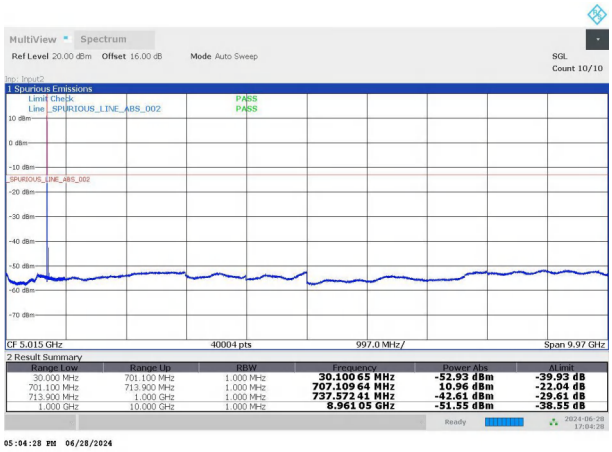

Fig.14

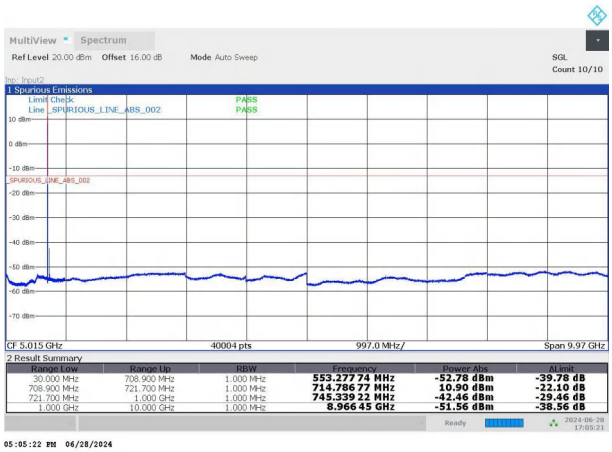

Fig.15

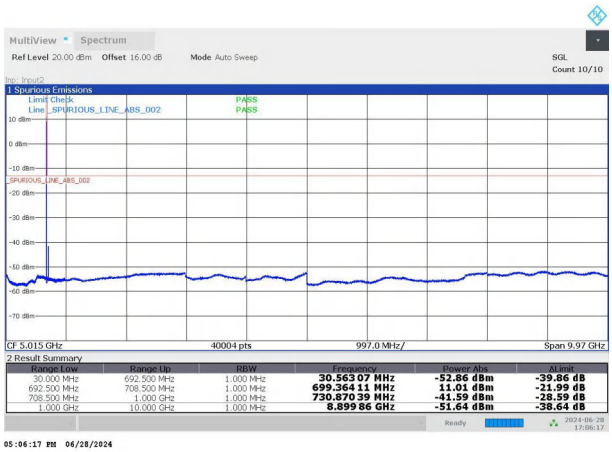

Fig.16

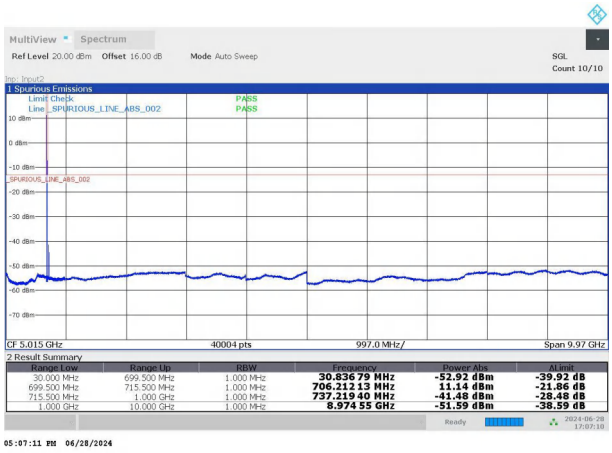

Fig.17

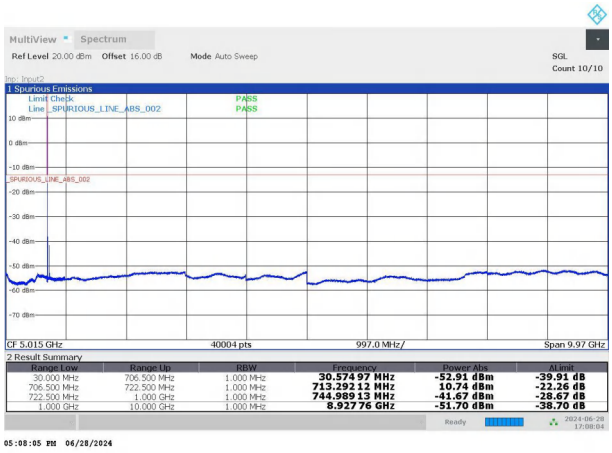

Fig.18

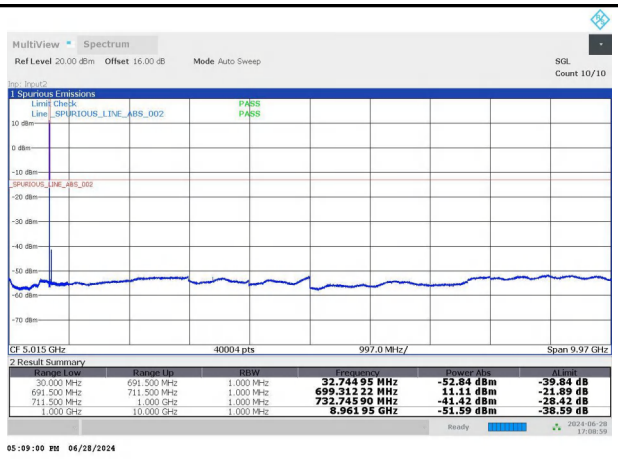

Fig.19

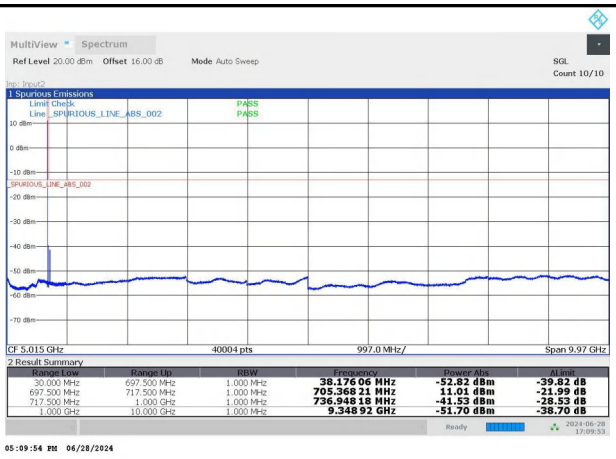

Fig.20

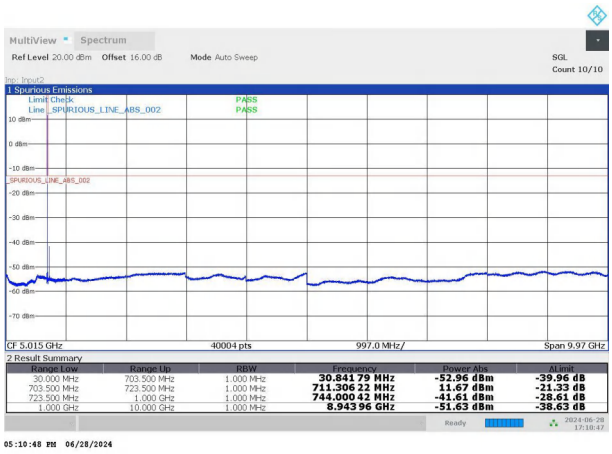

Fig.21

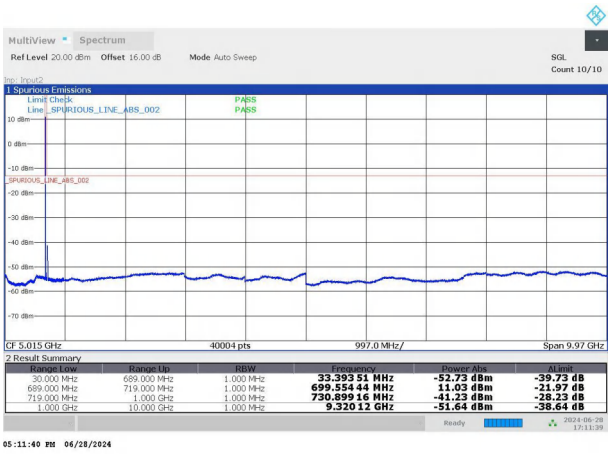

Fig.22

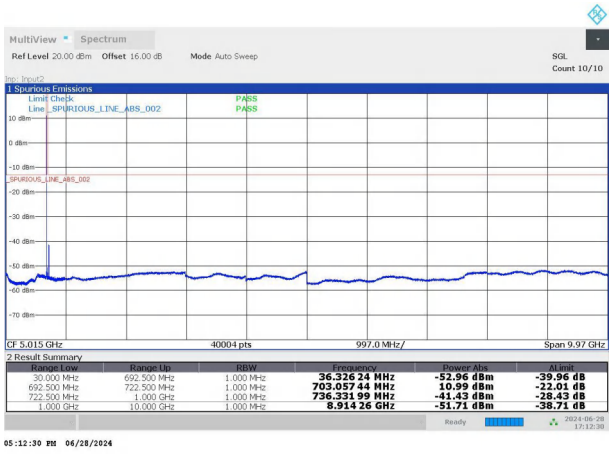

Fig.23

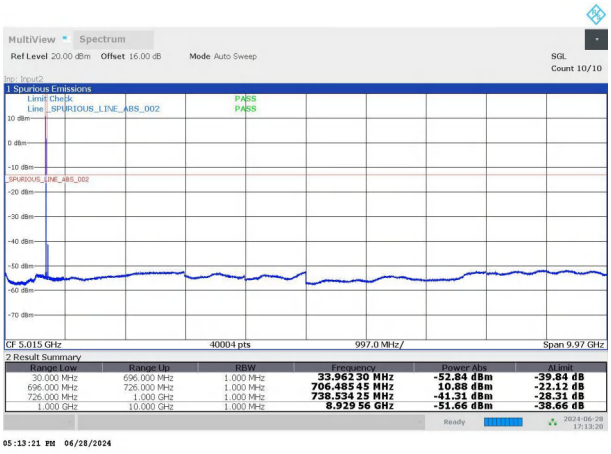

Fig.24

Band	Carrier frequency (MHz)	Channel	BW	RB Size	RB Offset	Conducted Spurious Plot
						64QAM
12	699.7	23017	1.4	1	0	Fig.25
12	707.5	23095	1.4	1	0	Fig.26
12	715.3	23173	1.4	1	0	Fig.27
12	700.5	23025	3	1	0	Fig.28
12	707.5	23095	3	1	0	Fig.29
12	714.5	23165	3	1	0	Fig.30
12	701.5	23035	5	1	0	Fig.31
12	707.5	23095	5	1	0	Fig.32
12	713.5	23155	5	1	0	Fig.33
12	704	23060	10	1	0	Fig.34
12	707.5	23095	10	1	0	Fig.35
12	711	23130	10	1	0	Fig.36

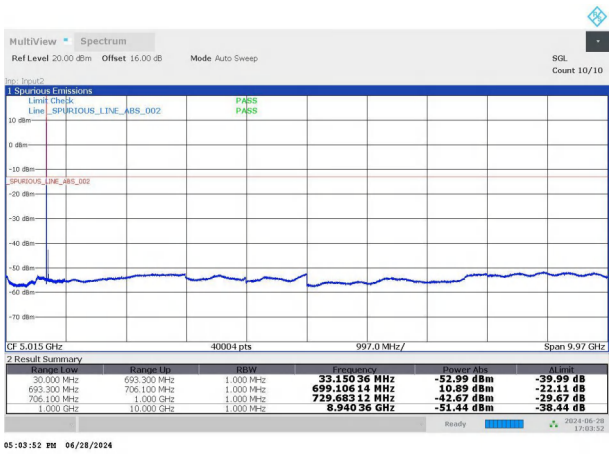

Fig.25

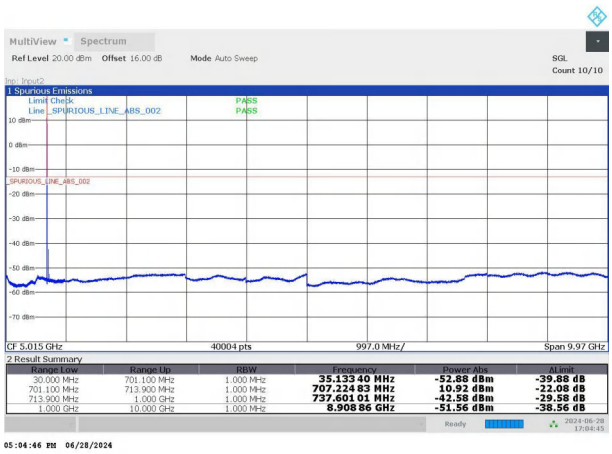

Fig.26

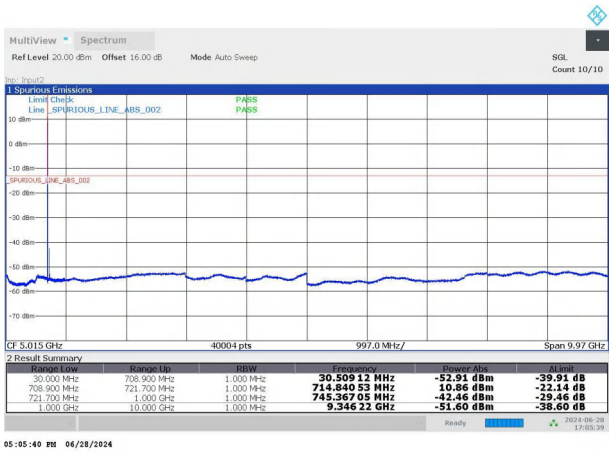

Fig.27

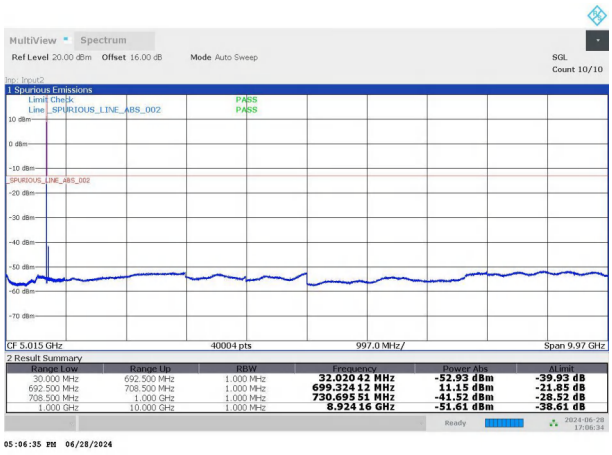

Fig.28

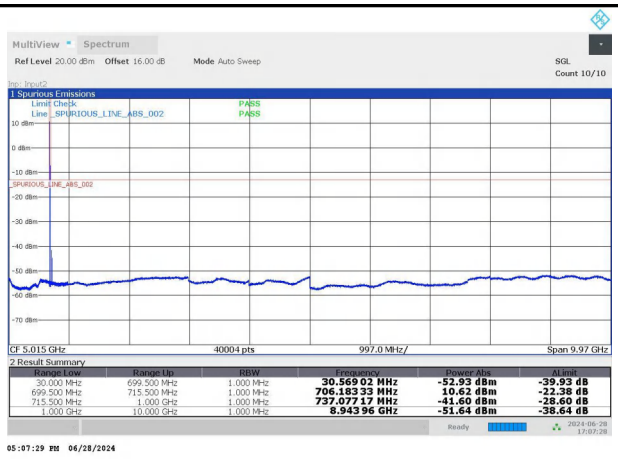

Fig.29

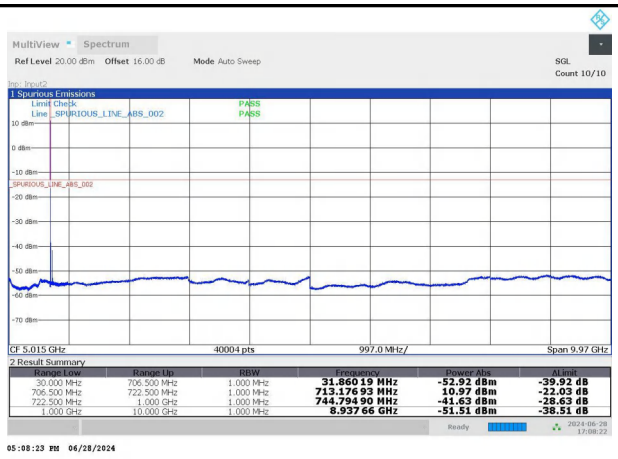

Fig.30

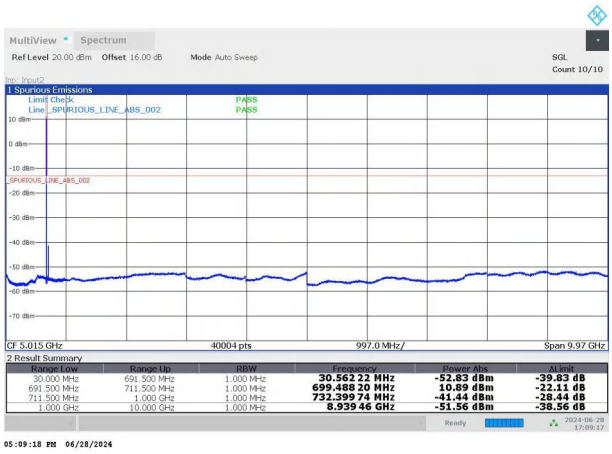

Fig.31

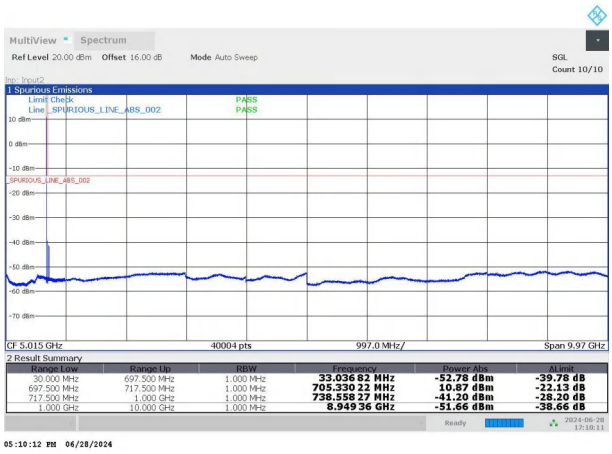

Fig.32

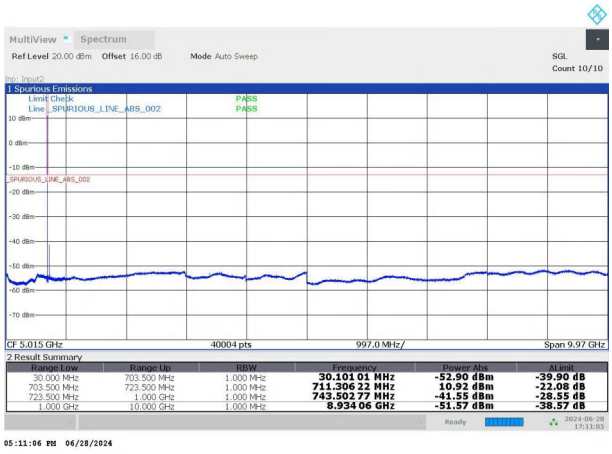

Fig.33

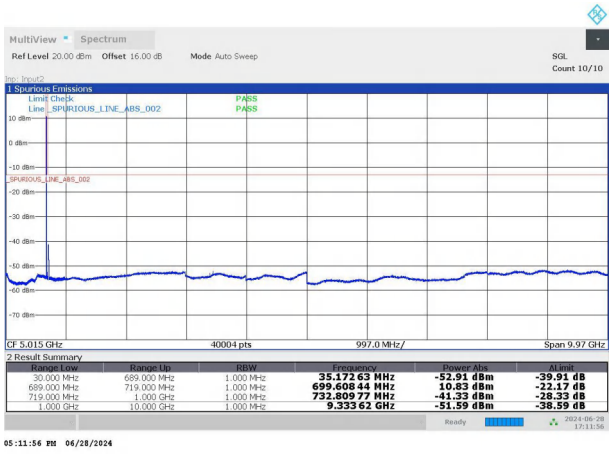

Fig.34

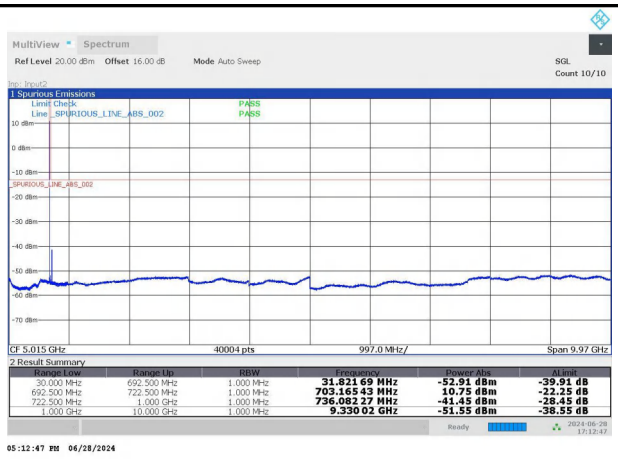
MultiView
Spectrum
Ref Level 20.00 dBm Offset 16.00 dB Mode Auto Sweep
SGL
Count 10/10
1 Spurious Emissions
Limit Check PASS
Line _SPURIOUS_LINE_ABS_002 PASS
CF 5.015 GHz 40004 pts 997.0 MHz/ Span 9.97 GHz
2 Result Summary
Range Low Range Up RBW Frequency Power Abs ALimit
30.000 MHz 692.500 MHz 1.000 MHz 31.821 69 MHz -52.91 dBm -39.91 dB
692.500 MHz 722.500 MHz 1.000 MHz 703.165 43 MHz 10.75 dBm -22.25 dB
722.500 MHz 1.000 GHz 1.000 MHz 736.082 27 MHz -41.45 dBm -28.45 dB
1.000 GHz 10.000 GHz 1.000 MHz 9.330 02 GHz -51.55 dBm -38.55 dB
05:12:47 PM 06/28/2024

Fig.35

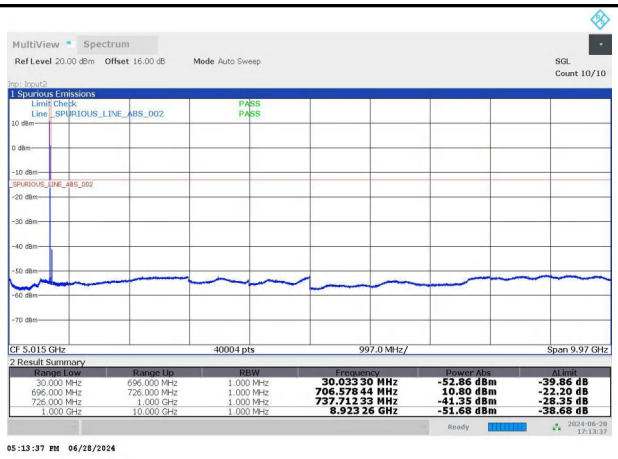
MultiView
Spectrum
Ref Level 20.00 dBm Offset 16.00 dB Mode Auto Sweep
SGL
Count 10/10
1 Spurious Emissions
Limit Check PASS
Line _SPURIOUS_LINE_ABS_002 PASS
CF 5.015 GHz 40004 pts 997.0 MHz/ Span 9.97 GHz
2 Result Summary
Range Low Range Up RBW Frequency Power Abs ALimit
30.000 MHz 696.000 MHz 1.000 MHz 30.033 30 MHz -52.86 dBm -39.86 dB
696.000 MHz 726.000 MHz 1.000 MHz 706.578 44 MHz 10.80 dBm -22.20 dB
726.000 MHz 1.000 GHz 1.000 MHz 737.712 33 MHz -41.35 dBm -28.35 dB
1.000 GHz 10.000 GHz 1.000 MHz 8.923 26 GHz -51.68 dBm -38.68 dB
05:13:37 PM 06/28/2024

Fig.36

6 Band Edges Compliance

Band	Mode	Carrier frequency (MHz)	Channel	BW	RB Size	RB Offset	Band Edges Plot
12	QPSK	699.7	23017	1.4	1	0	Fig.1
12	QPSK	699.7	23017	1.4	6	0	Fig.2
12	QPSK	715.3	23173	1.4	1	5	Fig.3
12	QPSK	715.3	23173	1.4	6	0	Fig.4
12	QPSK	700.5	23025	3	1	0	Fig.5
12	QPSK	700.5	23025	3	15	0	Fig.6
12	QPSK	714.5	23165	3	1	14	Fig.7
12	QPSK	714.5	23165	3	15	0	Fig.8
12	QPSK	701.5	23035	5	1	0	Fig.9
12	QPSK	701.5	23035	5	25	0	Fig.10
12	QPSK	713.5	23155	5	1	24	Fig.11
12	QPSK	713.5	23155	5	25	0	Fig.12
12	QPSK	704	23060	10	1	0	Fig.13
12	QPSK	704	23060	10	50	0	Fig.14
12	QPSK	711	23130	10	1	49	Fig.15
12	QPSK	711	23130	10	50	0	Fig.16

Band	Mode	Carrier frequency (MHz)	Channel	BW	RB Size	RB Offset	Band Edges Plot
12	16QAM	699.7	23017	1.4	1	0	Fig.17
12	16QAM	699.7	23017	1.4	6	0	Fig.18
12	16QAM	715.3	23173	1.4	1	5	Fig.19
12	16QAM	715.3	23173	1.4	6	0	Fig.20
12	16QAM	700.5	23025	3	1	0	Fig.21
12	16QAM	700.5	23025	3	15	0	Fig.22
12	16QAM	714.5	23165	3	1	14	Fig.23
12	16QAM	714.5	23165	3	15	0	Fig.24
12	16QAM	701.5	23035	5	1	0	Fig.25
12	16QAM	701.5	23035	5	25	0	Fig.26
12	16QAM	713.5	23155	5	1	24	Fig.27
12	16QAM	713.5	23155	5	25	0	Fig.28
12	16QAM	704	23060	10	1	0	Fig.29
12	16QAM	704	23060	10	50	0	Fig.30
12	16QAM	711	23130	10	1	49	Fig.31
12	16QAM	711	23130	10	50	0	Fig.32

Band	Mode	Carrier frequency (MHz)	Channel	BW	RB Size	RB Offset	Band Edges Plot
12	64QAM	699.7	23017	1.4	1	0	Fig.33
12	64QAM	699.7	23017	1.4	6	0	Fig.34
12	64QAM	715.3	23173	1.4	1	5	Fig.35
12	64QAM	715.3	23173	1.4	6	0	Fig.36
12	64QAM	700.5	23025	3	1	0	Fig.37
12	64QAM	700.5	23025	3	15	0	Fig.38
12	64QAM	714.5	23165	3	1	14	Fig.39
12	64QAM	714.5	23165	3	15	0	Fig.40
12	64QAM	701.5	23035	5	1	0	Fig.41
12	64QAM	701.5	23035	5	25	0	Fig.42
12	64QAM	713.5	23155	5	1	24	Fig.43
12	64QAM	713.5	23155	5	25	0	Fig.44
12	64QAM	704	23060	10	1	0	Fig.45
12	64QAM	704	23060	10	50	0	Fig.46
12	64QAM	711	23130	10	1	49	Fig.47
12	64QAM	711	23130	10	50	0	Fig.48

Test Mode: QPSK

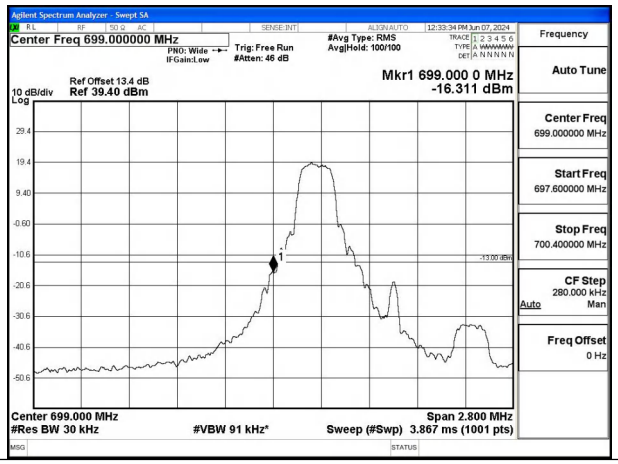

Fig.1

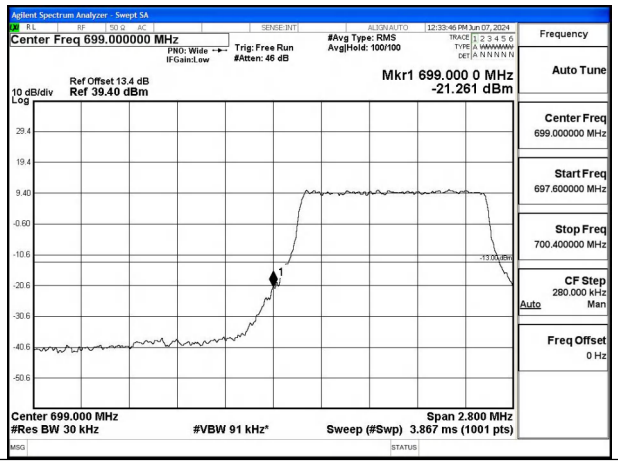

Fig.2

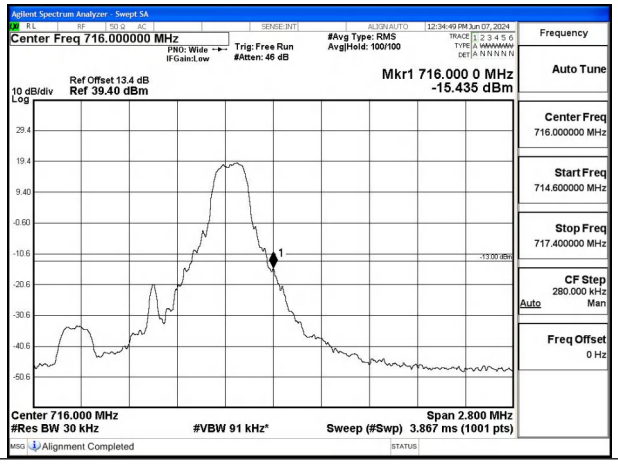

Fig.3

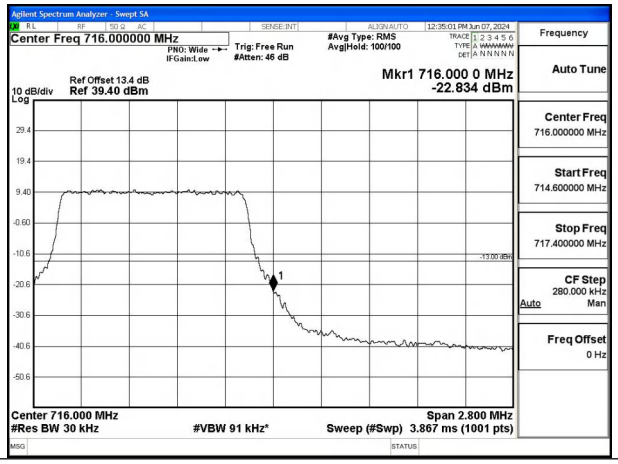

Fig.4

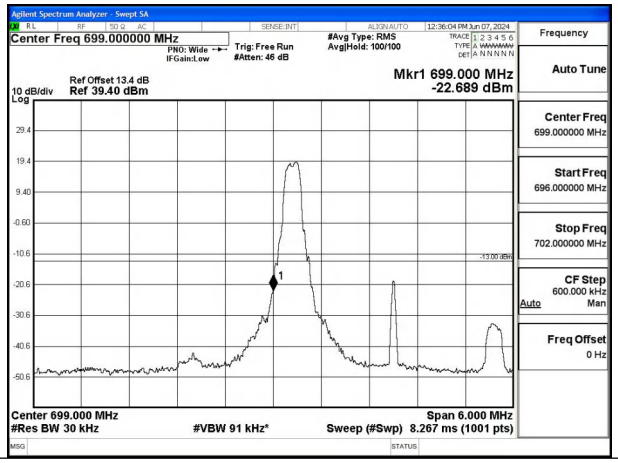

Fig.5

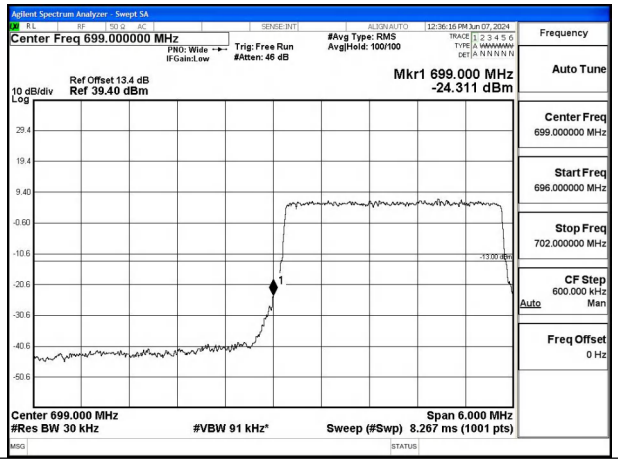

Fig.6

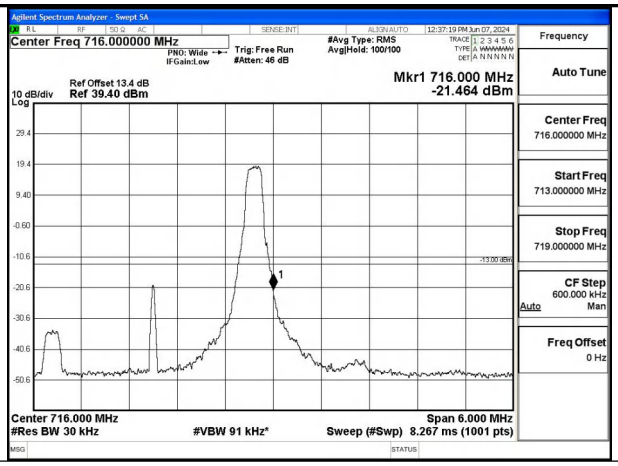

Fig.7

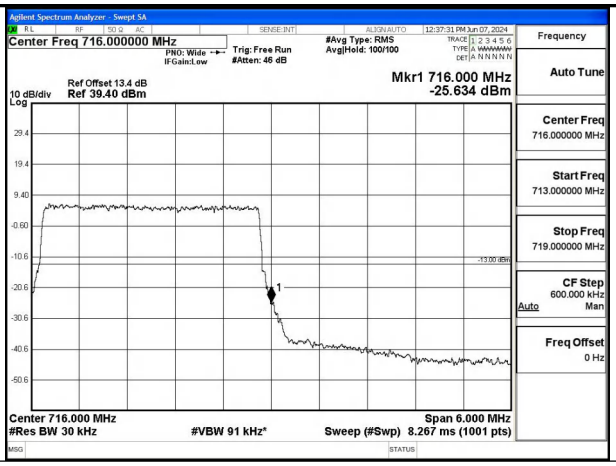

Fig.8

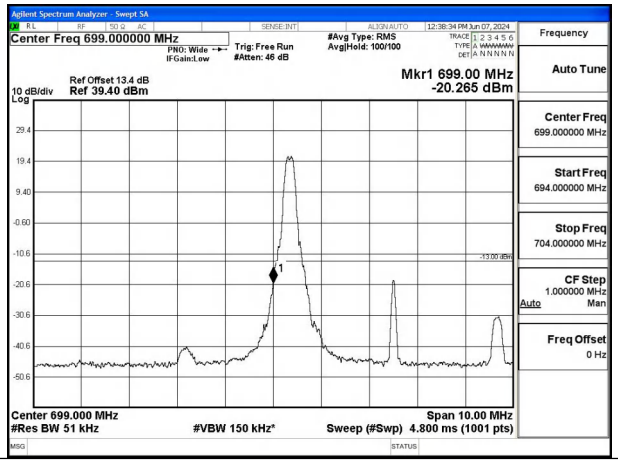

Fig.9

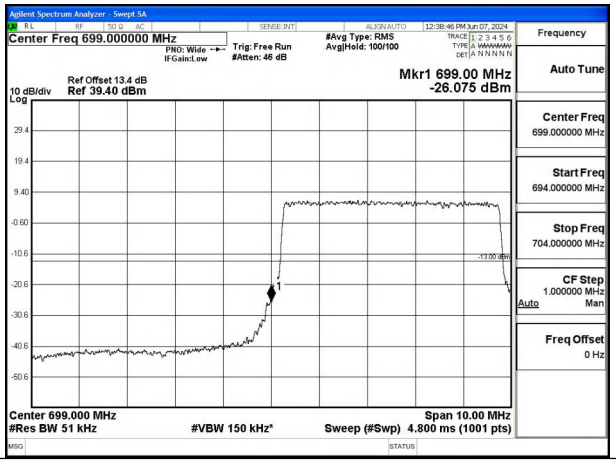

Fig.10

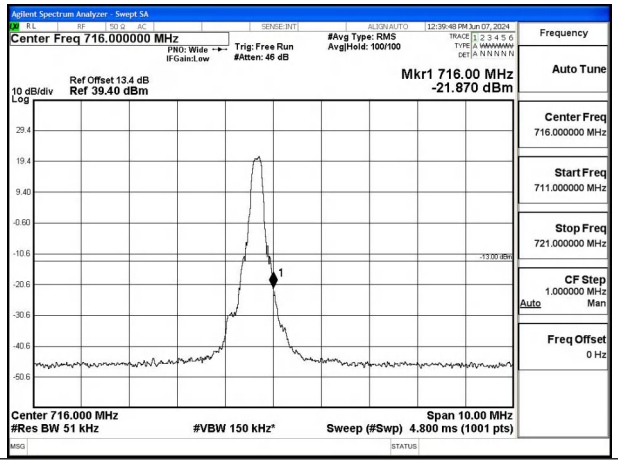

Fig.11

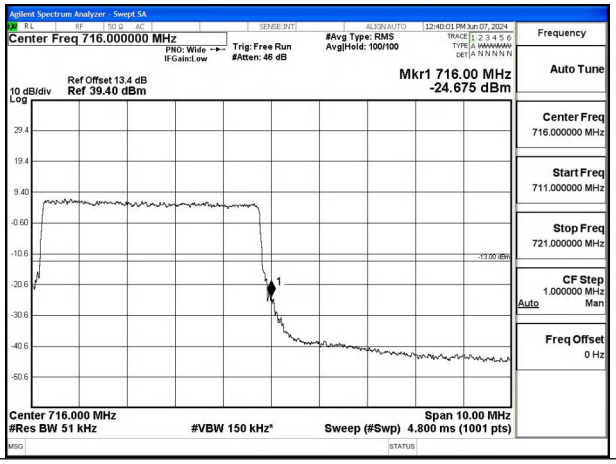

Fig.12

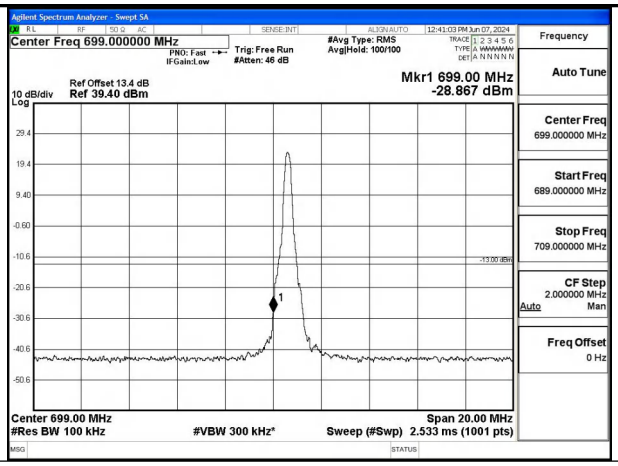

Fig.13

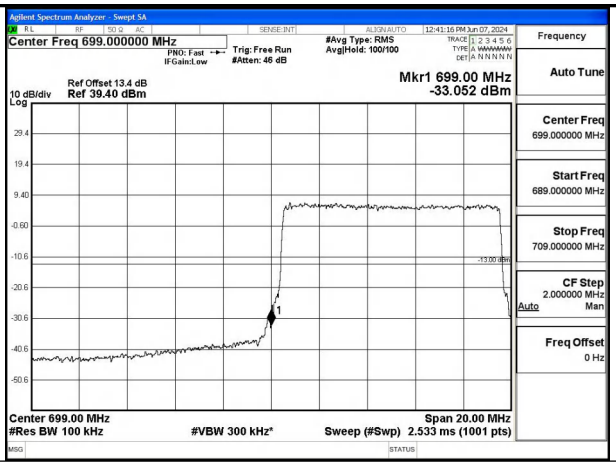

Fig.14

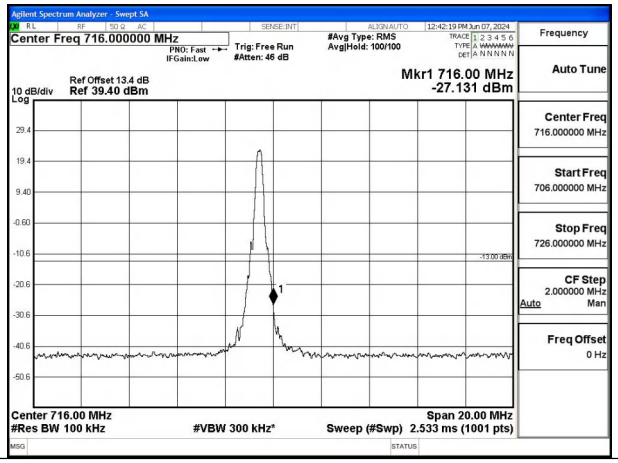

Fig.15

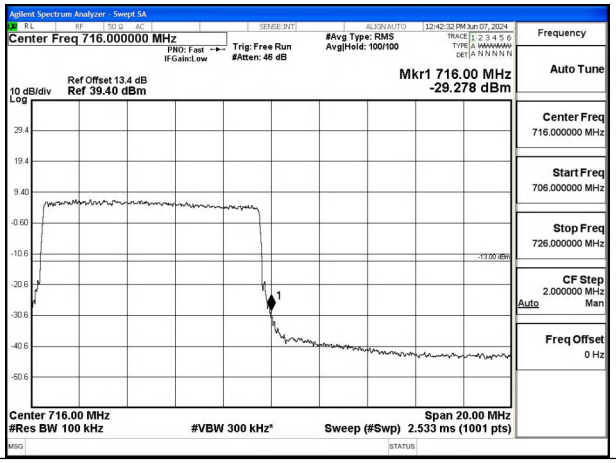

Fig.16

Test Mode: 16QAM

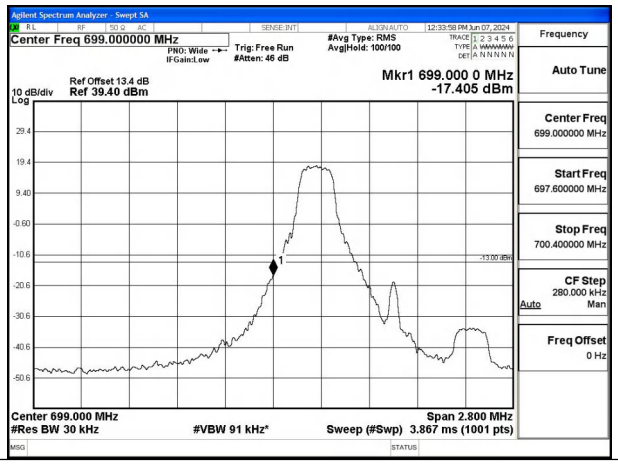

Fig.17

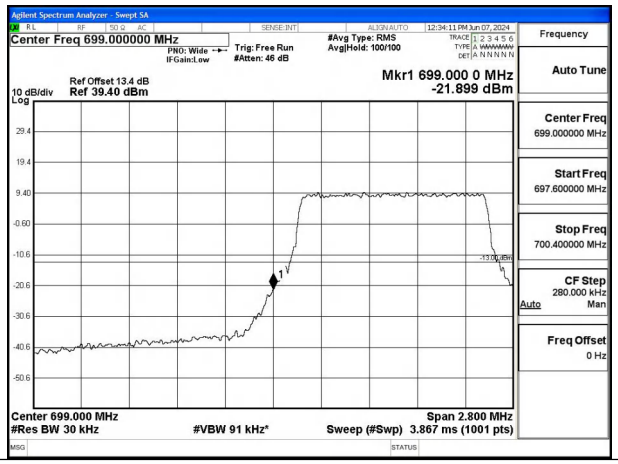

Fig.18

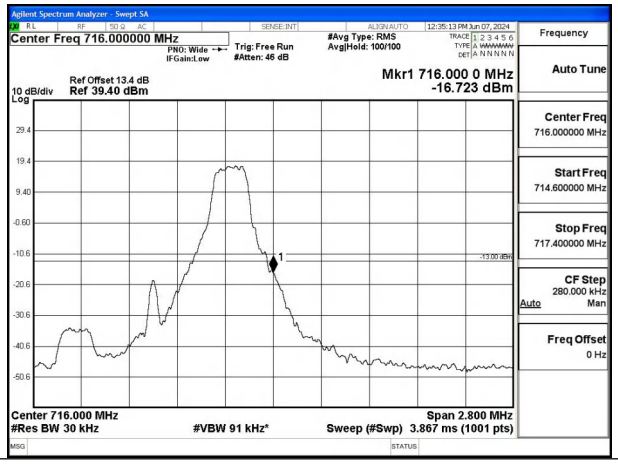

Fig.19

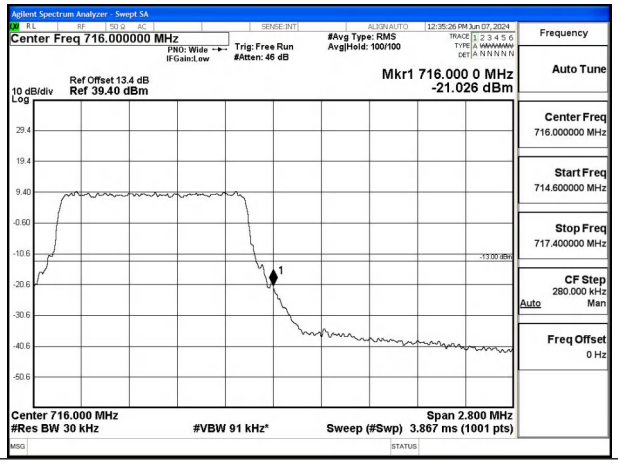

Fig.20

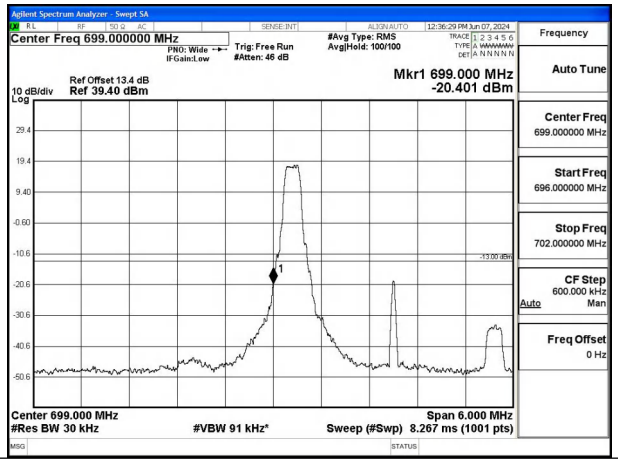

Fig.21

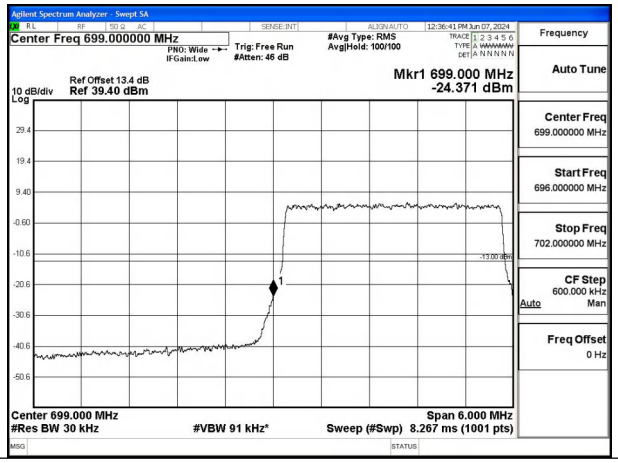

Fig.22