Mode	22	
	Mode Band Edge - L	
	Mode 2400-2483.5_802.11n HT40_CH06_2437MHz	
ANT	SISO	
Pol.	Horizontal	Fundamental
Peak	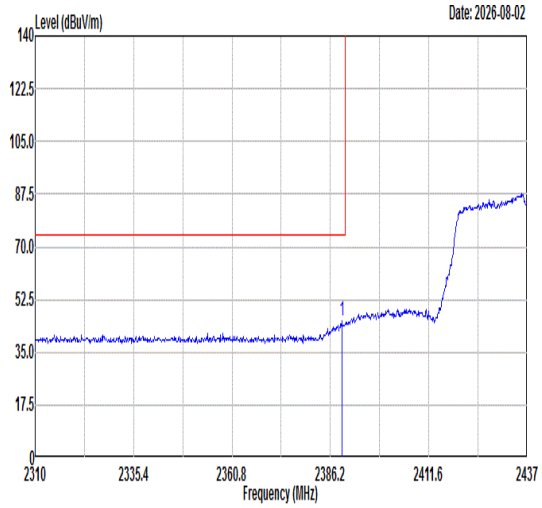 Freq Level Limit Line Margin (dB) Read Level Ant Factor Cable Loss Preamp Factor APos TPos Remark MHz dBuV/m dBuV/m dBuV dB/m dB dB cm deg 1 2389.12 45.39 74.00 -28.61 45.98 27.89 5.84 34.32 400 181 PEAK	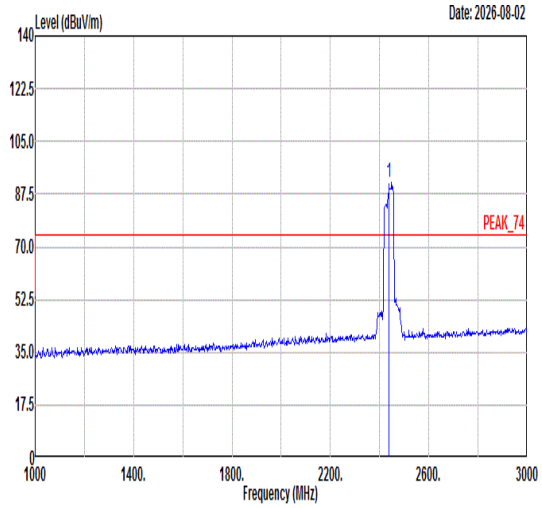 Freq Level Limit Line Margin (dB) Read Level Ant Factor Cable Loss Preamp Factor APos TPos Remark MHz dBuV/m dBuV/m dBuV dB/m dB dB cm deg 1 2437.00 91.20 ------ ------ 91.58 28.00 5.93 34.31 400 181 PEAK

Avg

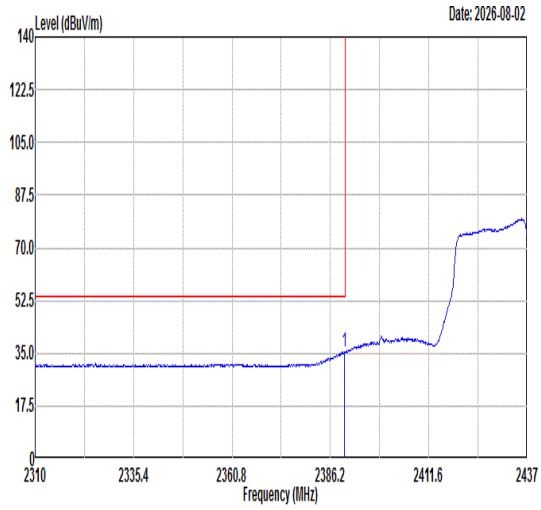

	Freq	Level	Limit Line	Margin (dB)	Read Level	Ant Factor	Cable Loss	Preamp Factor	APos	TPos	Remark
	MHz	dBuV/m	dBuV/m		dBuV	dB/m	dB	dB	cm	deg	
1	2389.76	35.39	54.00	-18.61	35.98	27.89	5.84	34.32	400	181	AVERAGE

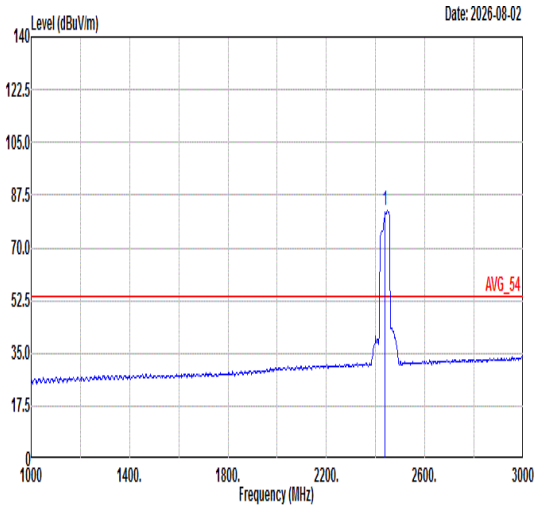

	Freq	Level	Limit Line	Margin (dB)	Read Level	Ant Factor	Cable Loss	Preamp Factor	APos	TPos	Remark
	MHz	dBuV/m	dBuV/m		dBuV	dB/m	dB	dB	cm	deg	
1	2437.00	82.44	------	------	82.83	27.99	5.93	34.31	400	181	AVERAGE

Mode	22	
	Mode Band Edge - R	
	Mode 2400-2483.5_802.11n HT40_CH06_2437MHz	
ANT	SISO	
Pol.	Horizontal	Fundamental
Peak	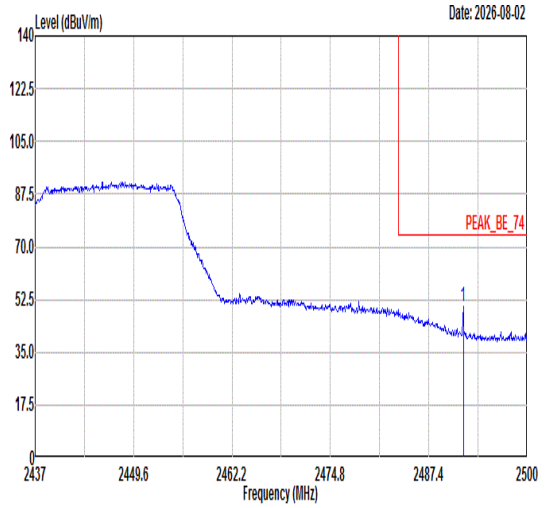 Freq Level Limit Line Margin (dB) Read Level Ant Factor Cable Loss Preamp Factor APos TPos Remark MHz dBuV/m dBuV/m dBuV dB/m dB dB cm deg 1 2491.81 50.30 74.00 -23.70 50.52 28.08 6.00 34.30 400 181 PEAK	Blank

Avg	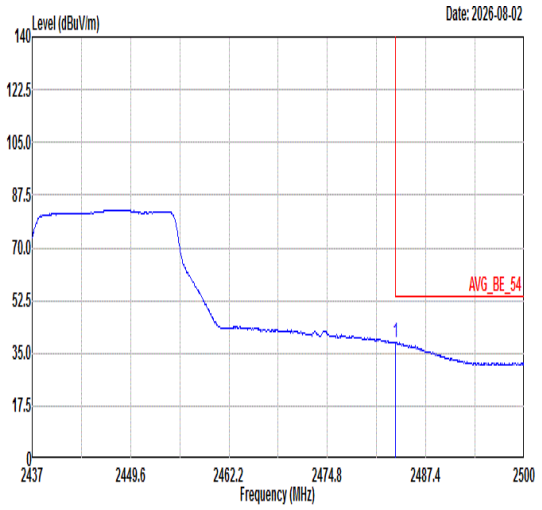 Freq Level Limit Line Margin (dB) Read Level Ant Factor Cable Loss Preamp Factor APos TPos Remark MHz dBuV/m dBuV/m dBuV dB/m dB dB cm deg 1 2483.56 38.57 54.00 -15.43 38.81 28.07 5.99 34.30 400 181 AVERAGE	**Blank**

Mode	22	
	Mode Band Edge - L	
	Mode 2400-2483.5_802.11n HT40_CH06_2437MHz	
ANT	SISO	
Pol.	Vertical	Fundamental
Peak	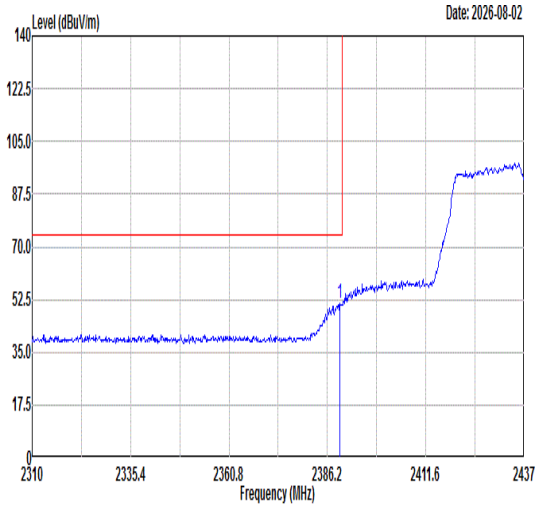 Freq Level Limit Line Margin (dB) Read Level Ant Factor Cable Loss Preamp Factor APos TPos Remark MHz dBuV/m dBuV/m dBuV dB/m dB dB cm deg 1 2389.38 51.05 74.00 -22.95 51.64 27.89 5.84 34.32 400 92 PEAK	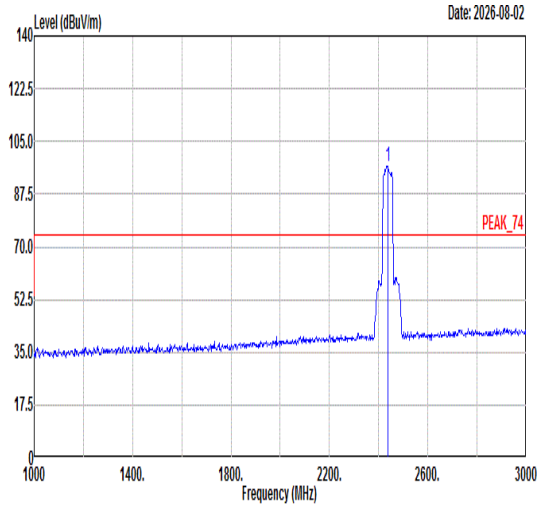 Freq Level Limit Line Margin (dB) Read Level Ant Factor Cable Loss Preamp Factor APos TPos Remark MHz dBuV/m dBuV/m dBuV dB/m dB dB cm deg 1 2437.00 96.92 ------ ------ 97.35 27.97 5.91 34.31 400 92 PEAK

Avg

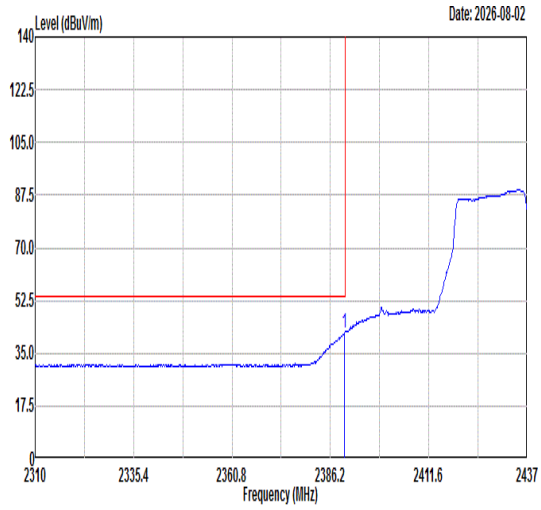

	Freq	Level	Limit Line	Margin (dB)	Read Level	Ant Factor	Cable Loss	Preamp Factor	APos	TPos	Remark
	MHz	dBuV/m	dBuV/m		dBuV	dB/m	dB	dB	cm	deg	
1	2389.88	41.62	54.00	-12.38	42.21	27.89	5.84	34.32	400	92	AVERAGE

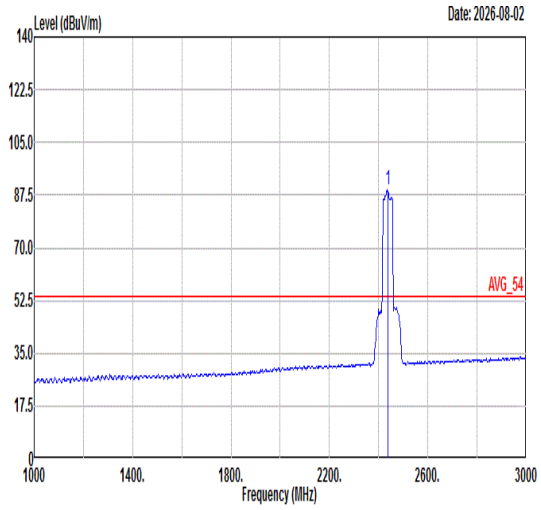

	Freq	Level	Limit Line	Margin (dB)	Read Level	Ant Factor	Cable Loss	Preamp Factor	APos	TPos	Remark
	MHz	dBuV/m	dBuV/m		dBuV	dB/m	dB	dB	cm	deg	
1	2437.00	89.03	------	------	89.46	27.97	5.91	34.31	400	92	AVERAGE

Mode	22	
	Mode Band Edge - R	
	Mode 2400-2483.5_802.11n HT40_CH06_2437MHz	
ANT	SISO	
Pol.	Vertical	Fundamental
Peak	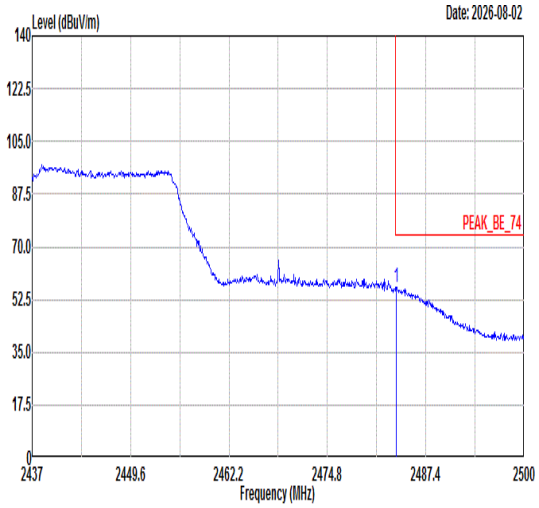 Freq Level Limit Line Margin (dB) Read Level Ant Factor Cable Loss Preamp Factor APos TPos Remark MHz dBuV/m dBuV/m dBuV dB/m dB dB cm deg 1 2483.62 56.71 74.00 -17.29 56.95 28.07 5.99 34.30 400 92 PEAK	Blank

Avg	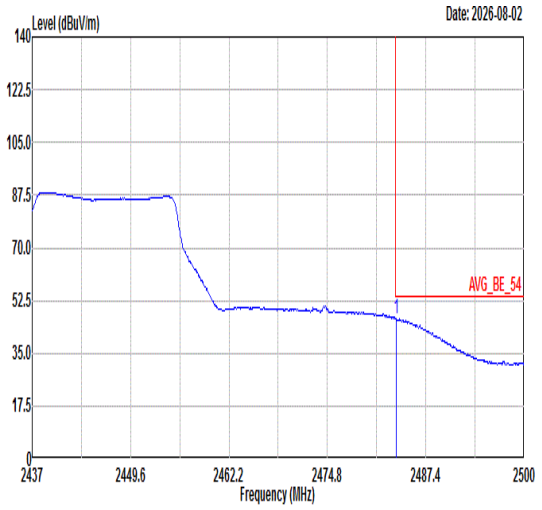 Freq Level Limit Line Margin (dB) Read Level Ant Factor Cable Loss Preamp Factor APos TPos Remark MHz dBuV/m dBuV/m dBuV dB/m dB dB cm deg 1 2483.62 46.35 54.00 -7.65 46.59 28.07 5.99 34.30 400 92 AVERAGE	**Blank**

Mode	23	
	Mode Band Edge - L	
	Mode 2400-2483.5_802.11n HT40_CH09_2452MHz	
ANT	SISO	
Pol.	Horizontal	Fundamental
Peak	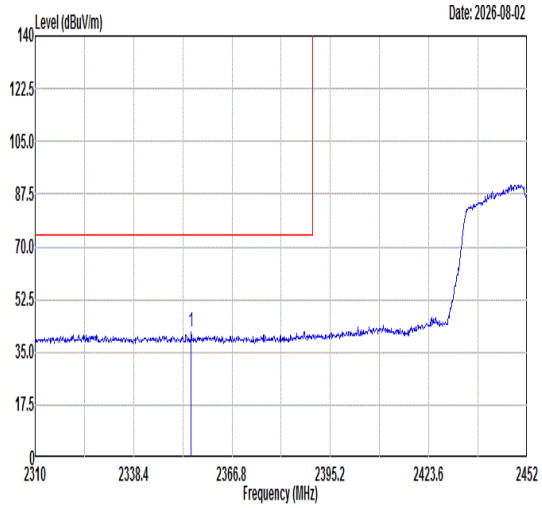 Freq Level Limit Line Margin (dB) Read Level Ant Factor Cable Loss Preamp Factor APos TPos Remark MHz dBuV/m dBuV/m dBuV dB/m dB dB cm deg 1 2355.01 41.95 74.00 -32.05 42.63 27.86 5.79 34.33 400 184 PEAK	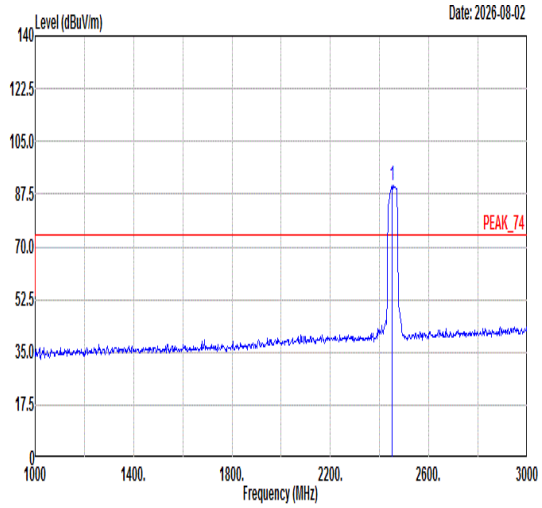 Freq Level Limit Line Margin (dB) Read Level Ant Factor Cable Loss Preamp Factor APos TPos Remark MHz dBuV/m dBuV/m dBuV dB/m dB dB cm deg 1 2452.00 90.47 ------ ------ 90.83 28.01 5.94 34.31 400 184 PEAK

Avg

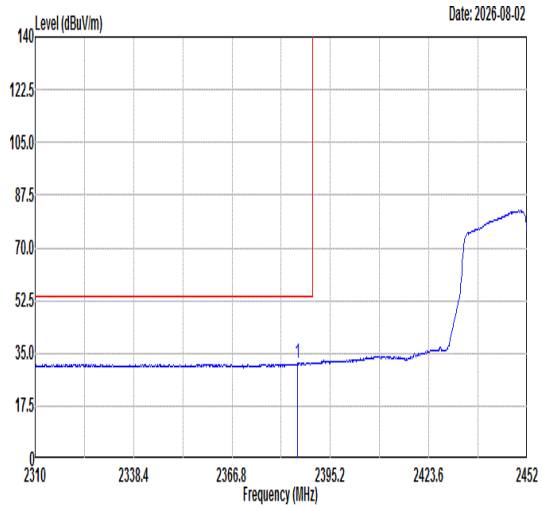

	Freq	Level	Limit Line	Margin (dB)	Read Level	Ant Factor	Cable Loss	Preamp Factor	APos	TPos	Remark
	MHz	dBuV/m	dBuV/m		dBuV	dB/m	dB	dB	cm	deg	
1	2385.69	31.82	54.00	-22.18	32.41	27.89	5.84	34.32	400	184	AVERAGE

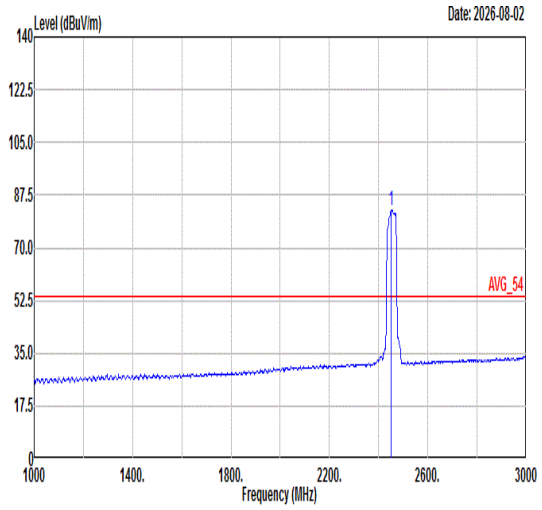

	Freq	Level	Limit Line	Margin (dB)	Read Level	Ant Factor	Cable Loss	Preamp Factor	APos	TPos	Remark
	MHz	dBuV/m	dBuV/m		dBuV	dB/m	dB	dB	cm	deg	
1	2452.00	82.37	------	------	82.73	28.01	5.94	34.31	400	184	AVERAGE

Mode	23	
	Mode Band Edge - R	
	Mode 2400-2483.5_802.11n HT40_CH09_2452MHz	
ANT	SISO	
Pol.	Horizontal	Fundamental
Peak	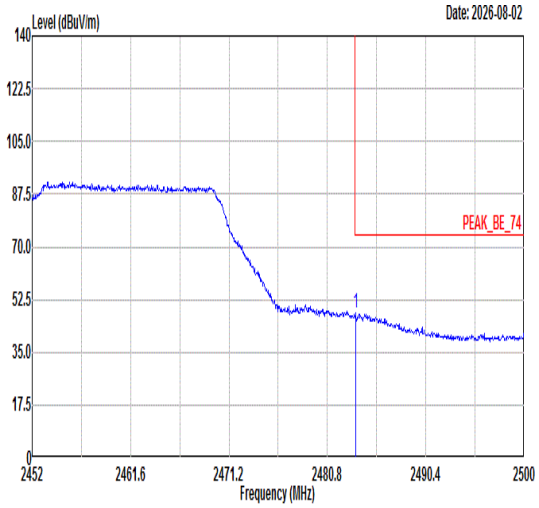 Freq Level Limit Line Margin (dB) Read Level Ant Factor Cable Loss Preamp Factor APos TPos Remark MHz dBuV/m dBuV/m dBuV dB/m dB dB cm deg 1 2483.54 47.81 74.00 -26.19 48.05 28.07 5.99 34.30 400 184 PEAK	Blank

Avg	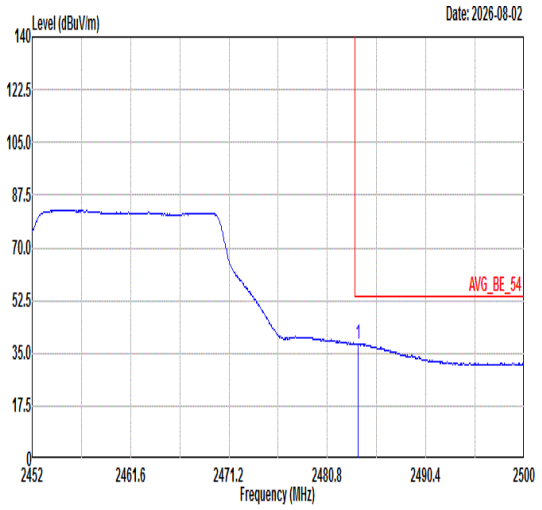 Freq Level Limit Line Margin (dB) Read Level Ant Factor Cable Loss Preamp Factor APos TPos Remark MHz dBuV/m dBuV/m dBuV dB/m dB dB cm deg 1 2483.82 38.29 54.00 -15.71 38.53 28.07 5.99 34.30 400 184 AVERAGE	**Blank**

Mode	23	
	Mode Band Edge - L	
	Mode 2400-2483.5_802.11n HT40_CH09_2452MHz	
ANT	SISO	
Pol.	Vertical	Fundamental
Peak	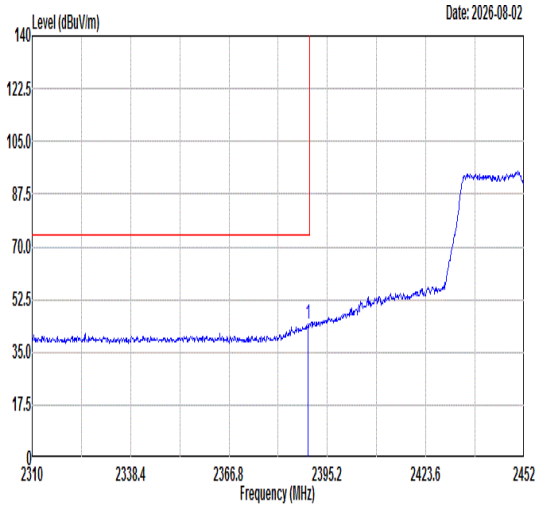 Freq Level Limit Line Margin (dB) Read Level Ant Factor Cable Loss Preamp Factor APos TPos Remark MHz dBuV/m dBuV/m dBuV dB/m dB dB cm deg 1 2389.66 44.19 74.00 -29.81 44.78 27.89 5.84 34.32 400 92 PEAK	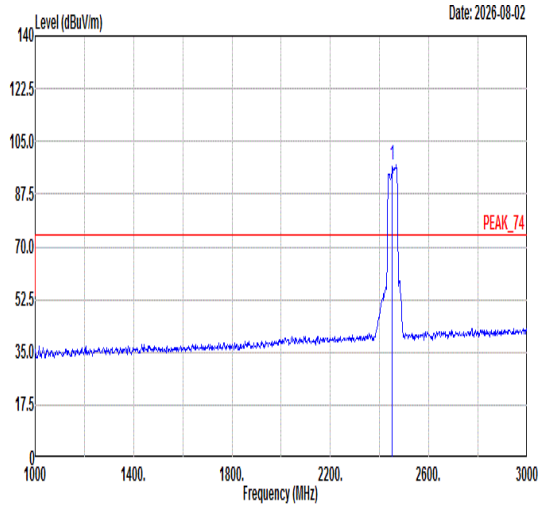 Freq Level Limit Line Margin (dB) Read Level Ant Factor Cable Loss Preamp Factor APos TPos Remark MHz dBuV/m dBuV/m dBuV dB/m dB dB cm deg 1 2452.00 96.96 ------ ------ 97.27 28.04 5.96 34.31 400 92 PEAK

Avg

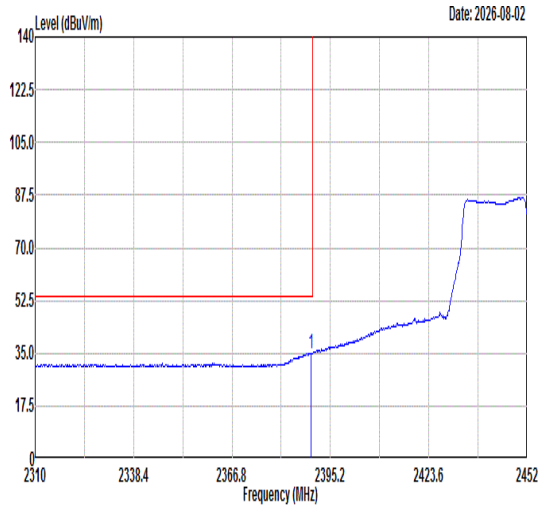

	Freq	Level	Limit Line	Margin (dB)	Read Level	Ant Factor	Cable Loss	Preamp Factor	APos	TPos	Remark
	MHz	dBuV/m	dBuV/m		dBuV	dB/m	dB	dB	cm	deg	
1	2389.66	35.02	54.00	-18.98	35.61	27.89	5.84	34.32	400	92	AVERAGE

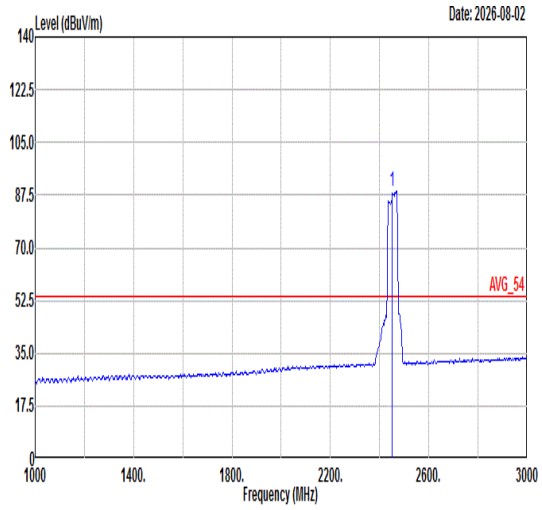

	Freq	Level	Limit Line	Margin (dB)	Read Level	Ant Factor	Cable Loss	Preamp Factor	APos	TPos	Remark
	MHz	dBuV/m	dBuV/m		dBuV	dB/m	dB	dB	cm	deg	
1	2452.00	88.95	------	------	89.25	28.04	5.97	34.31	400	92	AVERAGE

Mode	23	
	Mode Band Edge - R	
	Mode 2400-2483.5_802.11n HT40_CH09_2452MHz	
ANT	SISO	
Pol.	Vertical	Fundamental
Peak	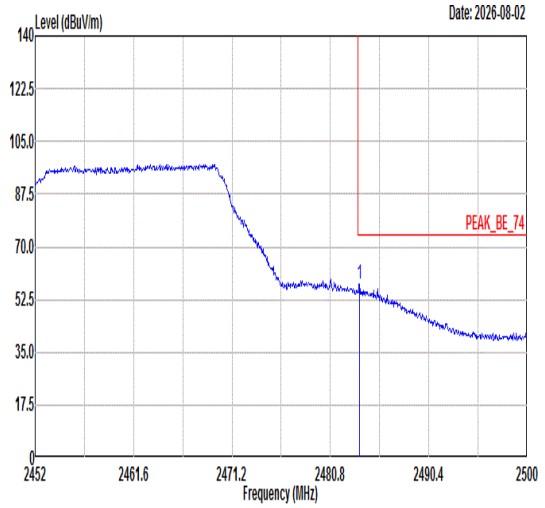 Freq Level Limit Line Margin (dB) Read Level Ant Factor Cable Loss Preamp Factor APos TPos Remark MHz dBuV/m dBuV/m dBuV dB/m dB dB cm deg 1 2483.63 57.45 74.00 -16.55 57.69 28.07 5.99 34.30 400 92 PEAK	Blank

Avg	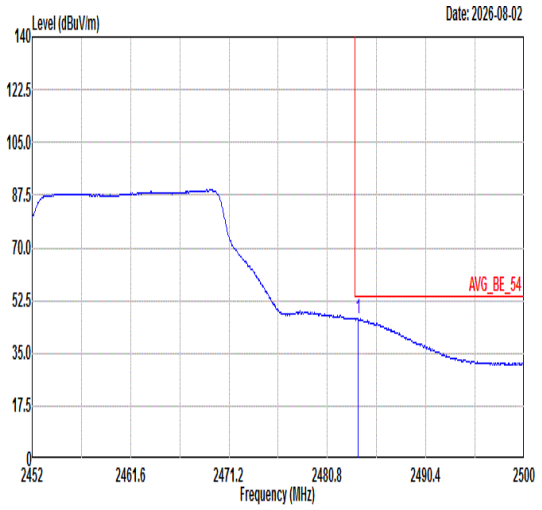 Freq Level Limit Line Margin (dB) Read Level Ant Factor Cable Loss Preamp Factor APos TPos Remark MHz dBuV/m dBuV/m dBuV dB/m dB dB cm deg 1 2483.78 46.39 54.00 -7.61 46.63 28.07 5.99 34.30 400 92 AVERAGE	**Blank**

Mode	23	
	Mode Harmonic	
	Mode 2400-2483.5_802.11n HT40_CH09_2452MHz	
ANT	SISO	
Pol.	Horizontal	Vertical
Peak Avg	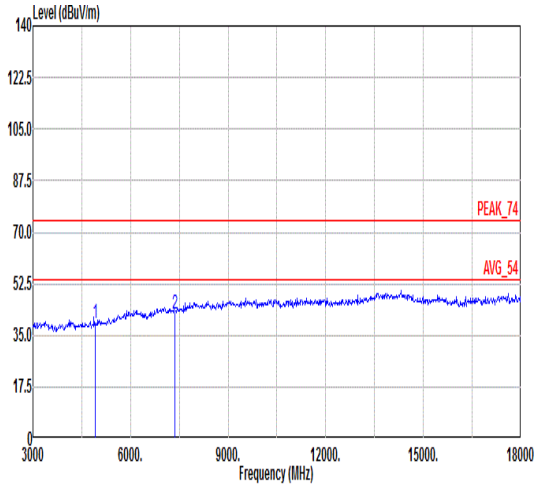 Freq Level Limit Line Margin Read Level Ant Factor Cable Loss Preamp Factor APos TPos Remark MHz dBuV/m dBuV/m dB dBuV dB/m dB dB cm deg 1 4904.00 39.08 74.00 -34.92 51.61 31.90 8.57 53.00 --- --- Peak 2 7356.00 42.52 74.00 -31.48 48.01 36.64 10.07 52.20 --- --- Peak	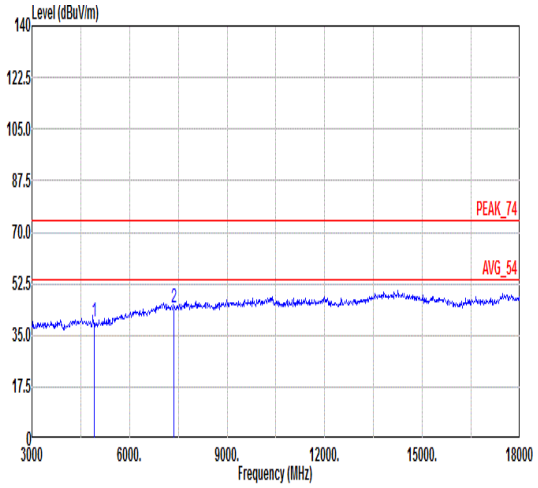 Freq Level Limit Line Margin Read Level Ant Factor Cable Loss Preamp Factor APos TPos Remark MHz dBuV/m dBuV/m dB dBuV dB/m dB dB cm deg 1 4904.00 39.62 74.00 -34.38 52.15 31.90 8.57 53.00 --- --- Peak 2 7356.00 44.32 74.00 -29.68 49.81 36.64 10.07 52.20 --- --- Peak

Mode	24	
	Mode LF	
	Mode 2400-2483.5_802.11g_LF_CH11_2462MHz	
ANT	SISO	
Pol.	Horizontal	Vertical
QP/ Peak	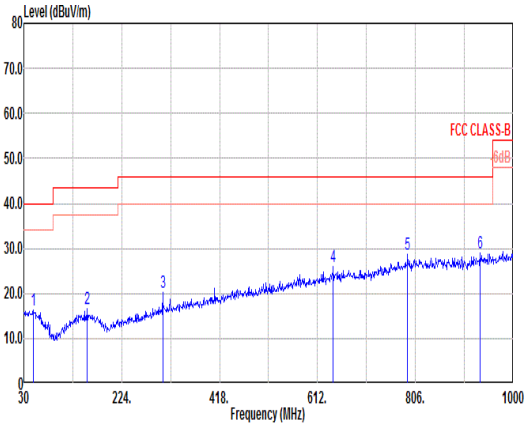 	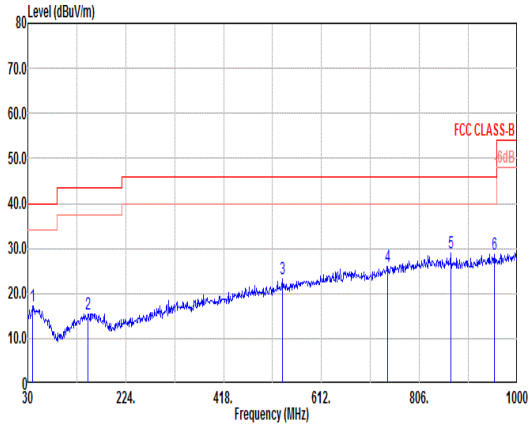

Horizontal:

	Freq	Level	Limit Line	Margin	Read Level	Ant Factor	Cable Loss	Preamp Factor	APos	TPos	Remark
	MHz	dBuV/m	dBuV/m	dB	dBuV	dB/m	dB	dB	cm	deg	
1	48.43	16.39	40.00	-23.61	35.92	19.52	0.73	39.78	---	---	Peak
2	156.10	16.47	43.50	-27.03	36.32	18.66	1.37	39.88	---	---	Peak
3	305.48	20.36	46.00	-25.64	38.52	19.46	1.97	39.59	---	---	Peak
4	643.04	26.10	46.00	-19.90	35.85	26.41	2.94	39.10	---	---	Peak
5	790.48	28.54	46.00	-17.46	35.28	28.73	3.25	38.72	---	---	Peak
6	934.04	29.00	46.00	-17.00	34.66	29.38	3.56	38.60	---	---	Peak

Vertical:

	Freq	Level	Limit Line	Margin	Read Level	Ant Factor	Cable Loss	Preamp Factor	APos	TPos	Remark
	MHz	dBuV/m	dBuV/m	dB	dBuV	dB/m	dB	dB	cm	deg	
1	39.70	17.28	40.00	-22.72	37.11	19.22	0.65	39.70	---	---	Peak
2	149.31	15.51	43.50	-27.99	35.47	18.59	1.35	39.90	---	---	Peak
3	534.40	23.10	46.00	-22.90	35.54	24.15	2.67	39.26	---	---	Peak
4	742.95	26.09	46.00	-19.91	34.02	27.75	3.16	38.84	---	---	Peak
5	868.08	28.88	46.00	-17.12	35.18	28.89	3.41	38.60	---	---	Peak
6	954.41	28.68	46.00	-17.32	34.03	29.62	3.62	38.59	---	---	Peak

Mode	27	
	Mode Harmonic	
	Mode 2400-2483.5_802.11g_SHF_CH11_2462MHz	
ANT	SISO	
Pol.	Horizontal	Vertical
Peak Avg	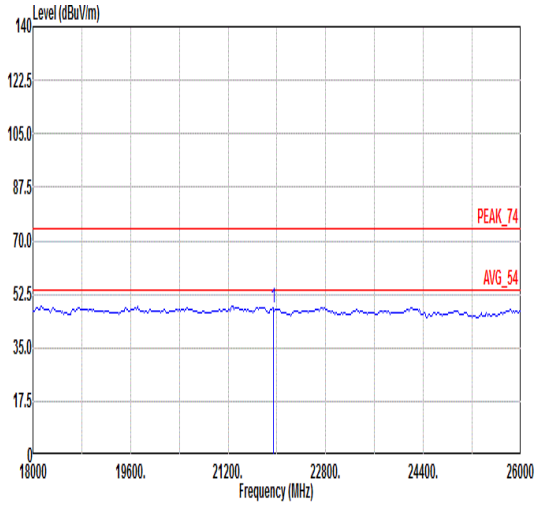 Freq Level Limit Line Margin Read Level Ant Factor Cable Loss Preamp Factor APos Remark TPos MHz dBuV/m dBuV/m dB dBuV dB/m dB dB cm deg 1 21938.00 47.93 74.00 -26.07 43.21 38.77 20.74 54.79 100 360 Peak	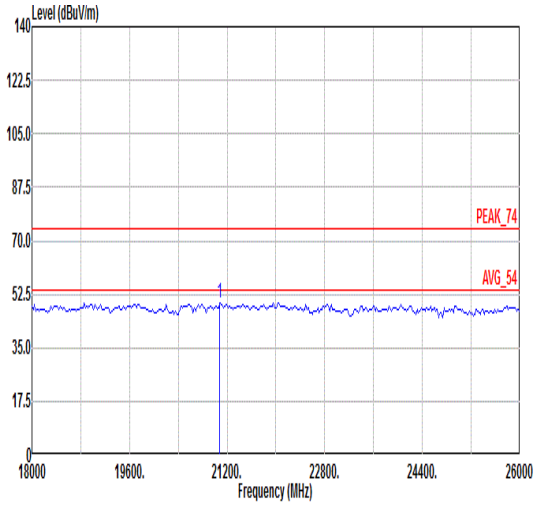 Freq Level Limit Line Margin Read Level Ant Factor Cable Loss Preamp Factor APos Remark TPos MHz dBuV/m dBuV/m dB dBuV dB/m dB dB cm deg 1 21080.00 49.54 74.00 -24.46 48.73 38.34 18.46 55.99 100 360 Peak

Appendix D. Duty Cycle Plots

Antenna	Band	Duty Cycle(%)	T(ms)	1/T(kHz)	VBW Setting
1	802.11b	100	-	-	10Hz
1	802.11g	98.54	-	-	10Hz
1	802.11n HT20	97.70	1.7	0.588	1KHz
1	802.11n HT40	92.13	0.82	1.220	3KHz

802.11b

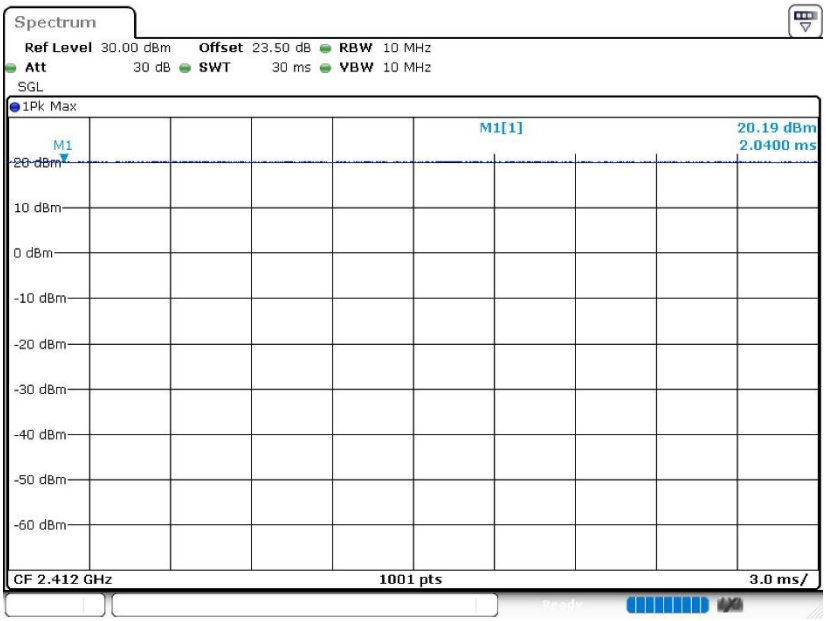

Date: 14.JUL.2026 17:44:27

802.11g

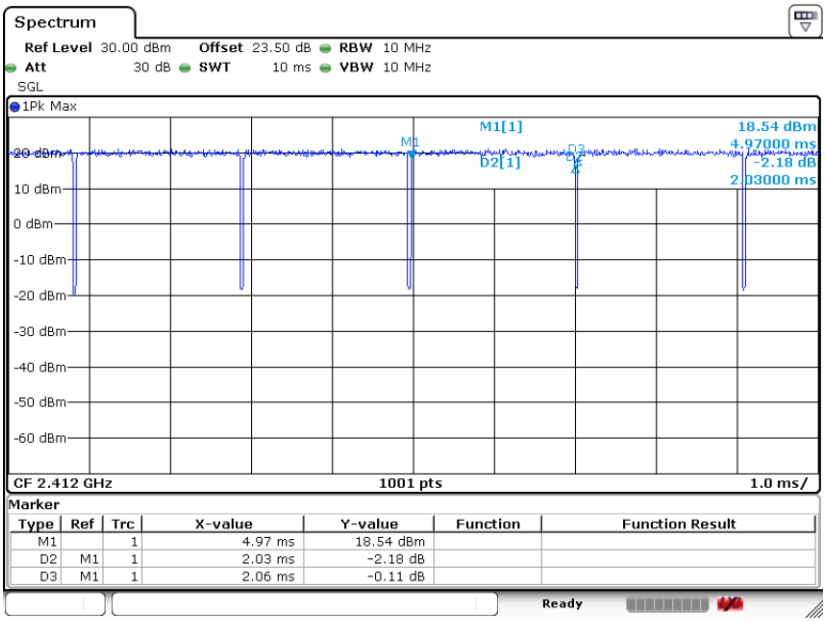

Date: 14.JUL.2026 18:05:51

802.11n HT20

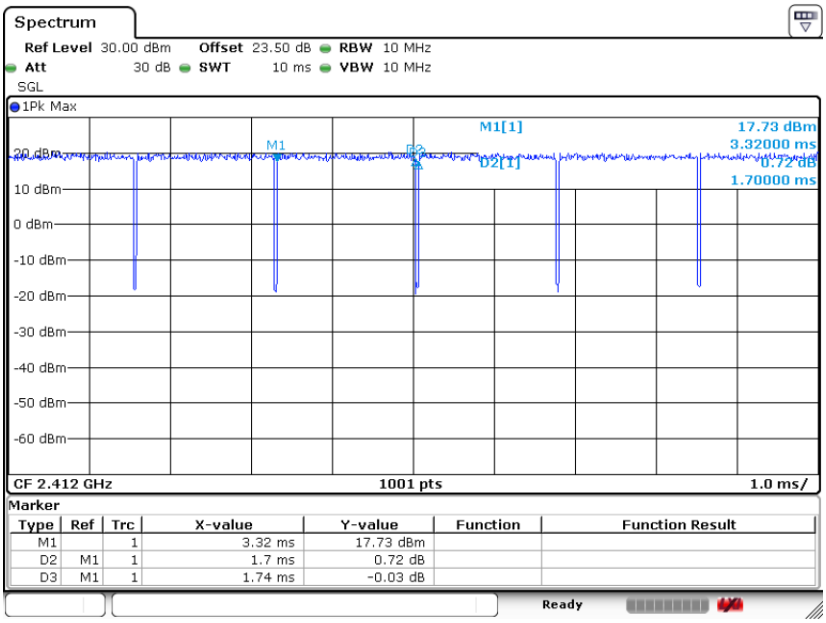

Date: 14.JUL.2026 18:11:57

802.11n HT40

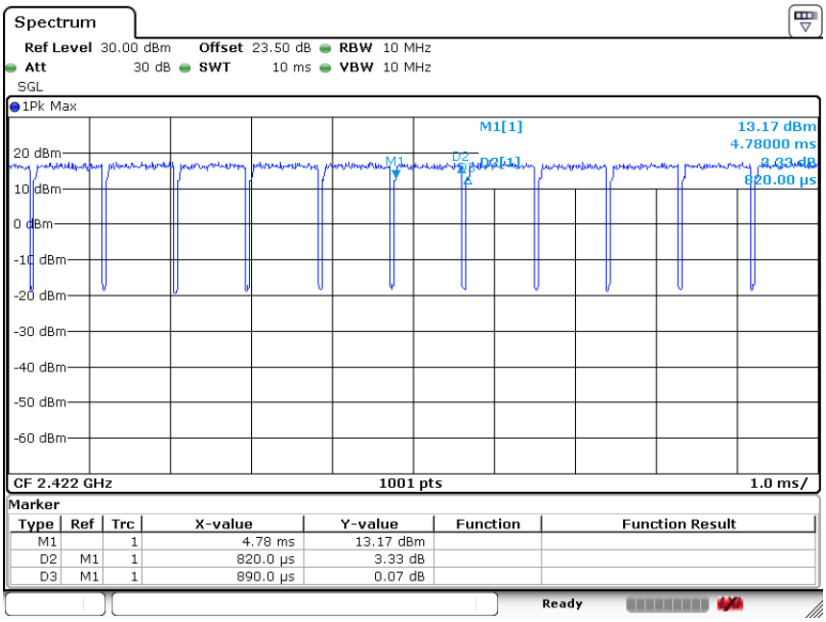

Date: 14.JUL.2026 18:30:24