Mode	22	
	Harmonic	
	U-NII-2A_5.25-5.35_802.11n HT40_CH62_Full_5310MHz	
ANT	SISO	
Pol.	Horizontal	Vertical
Peak Avg	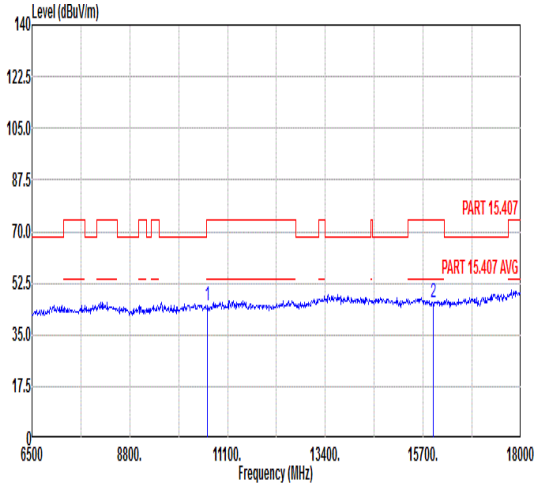 Freq Level Limit Line Margin Read Level Ant Factor Cable Loss Preamp Factor APos TPos Remark MHz dBuV/m dBuV/m dB dBuV dB/m dB dB cm deg 1 10620.00 44.66 74.00 -29.34 44.94 38.93 11.94 51.15 --- --- Peak 2 15930.00 45.75 74.00 -28.25 43.00 39.08 15.83 52.16 --- --- Peak	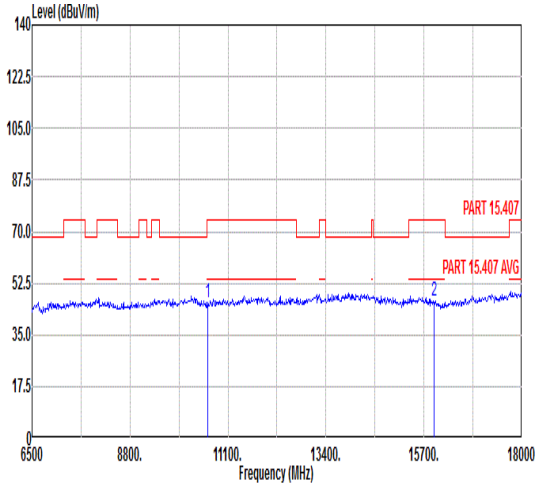 Freq Level Limit Line Margin Read Level Ant Factor Cable Loss Preamp Factor APos TPos Remark MHz dBuV/m dBuV/m dB dBuV dB/m dB dB cm deg 1 10620.00 46.14 74.00 -27.86 46.42 38.93 11.94 51.15 --- --- Peak 2 15930.00 46.61 74.00 -27.39 43.86 39.08 15.83 52.16 --- --- Peak

Mode	23	
	Band Edge - L	
	U-NII-2C_5.25-5.35_802.11n HT40_CH102_Full_5510MHz	
ANT	SISO	
Pol.	Horizontal	Fundamental
Peak	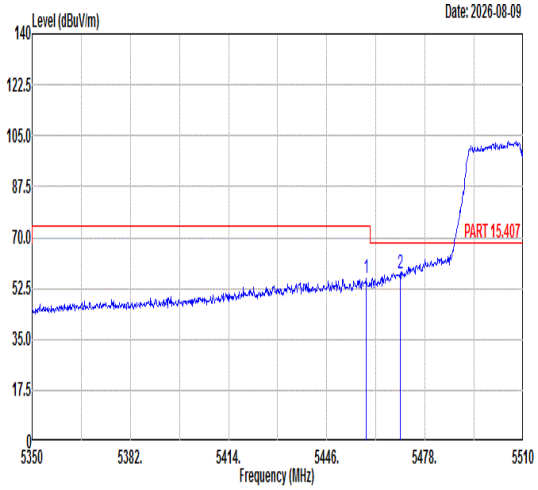 Freq Level Limit Line Margin (dB) Read Level Ant Factor Cable Loss Preamp Factor APos TPos Remark MHz dBuV/m dBuV/m dBuV dB/m dB dB cm deg 1 5458.80 55.87 74.00 -18.13 47.38 33.19 8.81 33.51 100 40 PEAK 2 5469.84 57.39 68.30 -10.91 48.87 33.22 8.81 33.51 100 40 PEAK	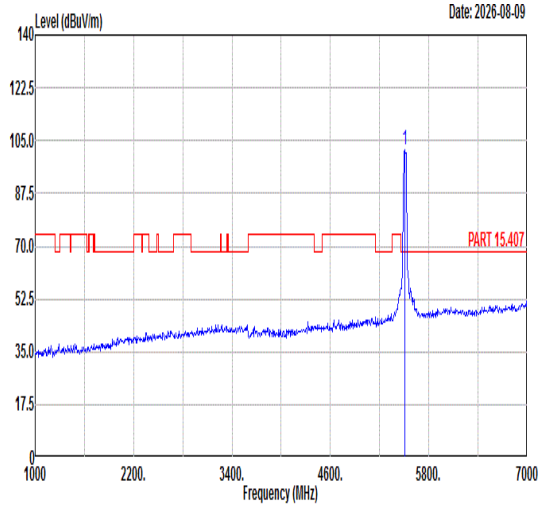 Freq Level Limit Line Margin (dB) Read Level Ant Factor Cable Loss Preamp Factor APos TPos Remark MHz dBuV/m dBuV/m dBuV dB/m dB dB cm deg 1 5510.00 102.14 ------ ------ 93.50 33.31 8.83 33.50 100 40 PEAK
Avg	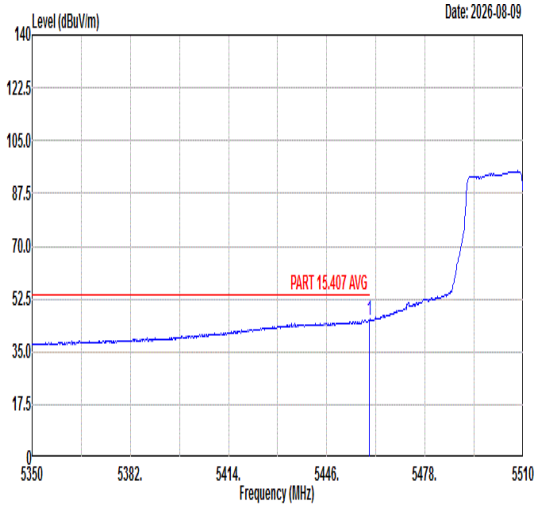 Freq Level Limit Line Margin (dB) Read Level Ant Factor Cable Loss Preamp Factor APos TPos Remark MHz dBuV/m dBuV/m dBuV dB/m dB dB cm deg 1 5459.76 45.48 54.00 -8.52 36.98 33.20 8.81 33.51 100 40 AVERAGE	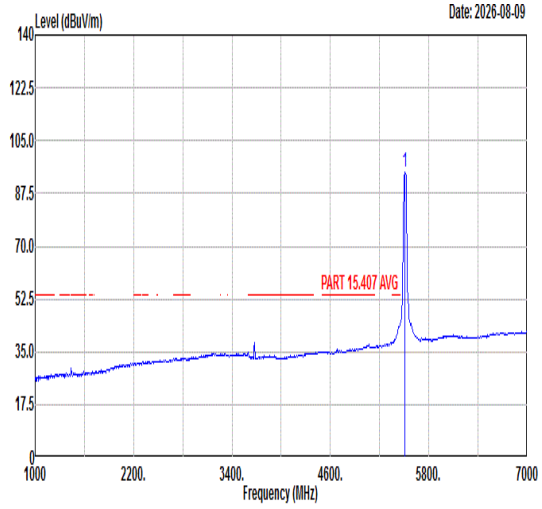 Freq Level Limit Line Margin (dB) Read Level Ant Factor Cable Loss Preamp Factor APos TPos Remark MHz dBuV/m dBuV/m dBuV dB/m dB dB cm deg 1 5510.00 94.35 ------ ------ 85.69 33.32 8.84 33.50 100 40 AVERAGE

Mode	23	
	Band Edge - R	
	U-NII-2C_5.25-5.35_802.11n HT40_CH102_Full_5510MHz	
ANT	SISO	
Pol.	Horizontal	Fundamental
Peak	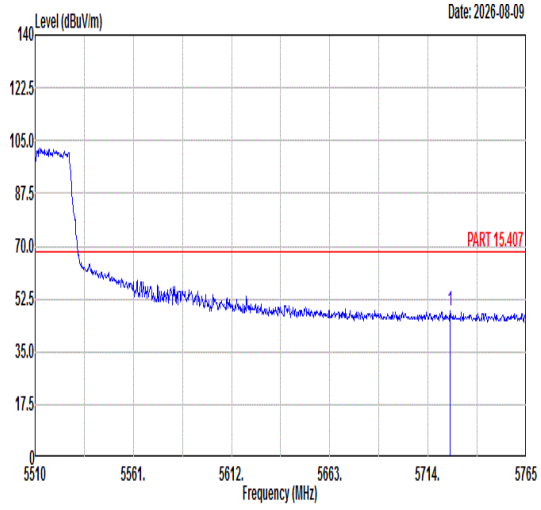 Freq Level Limit Line Margin (dB) Read Level Ant Factor Cable Loss Preamp Factor APos TPos Remark MHz dBuV/m dBuV/m dBuV dB/m dB dB cm deg 1 5725.48 48.39 68.30 -19.91 39.01 33.71 9.12 33.45 100 40 PEAK	Blank

Mode	23	
	Band Edge - L	
	U-NII-2C_5.25-5.35_802.11n HT40_CH102_Full_5510MHz	
ANT	SISO	
Pol.	Vertical	Fundamental
Peak	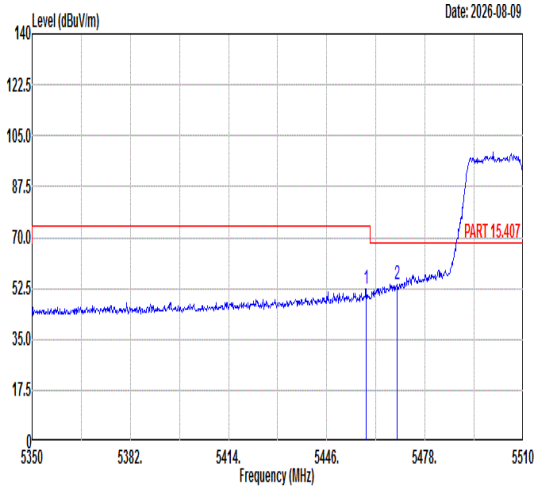 Freq Level Limit Line Margin (dB) Read Level Ant Factor Cable Loss Preamp Factor APos TPos Remark MHz dBuV/m dBuV/m dBuV dB/m dB dB cm deg 1 5458.80 52.53 74.00 -21.47 44.04 33.19 8.81 33.51 373 16 PEAK 2 5468.88 54.05 68.30 -14.25 45.53 33.22 8.81 33.51 373 16 PEAK	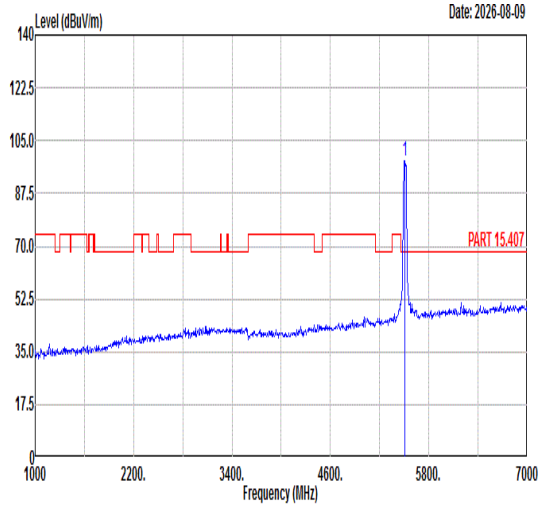 Freq Level Limit Line Margin (dB) Read Level Ant Factor Cable Loss Preamp Factor APos TPos Remark MHz dBuV/m dBuV/m dBuV dB/m dB dB cm deg 1 5510.00 98.48 ------ ------ 89.82 33.32 8.84 33.50 373 16 PEAK
Avg	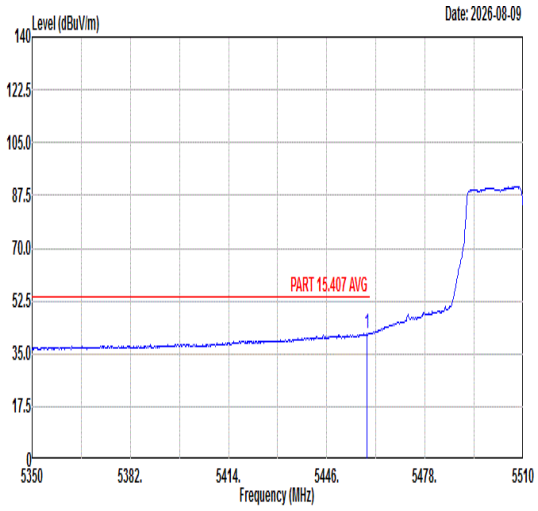 Freq Level Limit Line Margin (dB) Read Level Ant Factor Cable Loss Preamp Factor APos TPos Remark MHz dBuV/m dBuV/m dBuV dB/m dB dB cm deg 1 5459.12 41.70 54.00 -12.30 33.21 33.19 8.81 33.51 373 16 AVERAGE	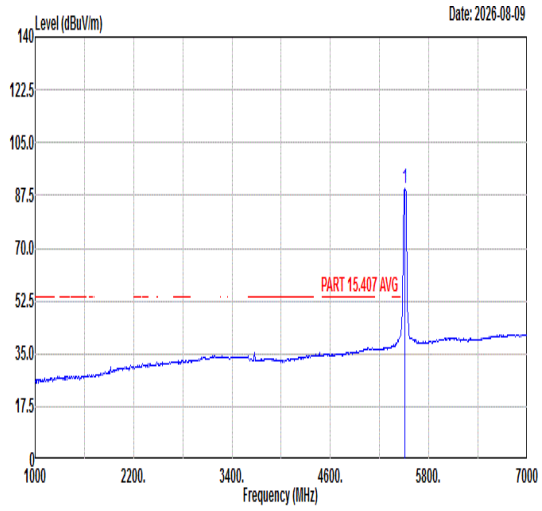 Freq Level Limit Line Margin (dB) Read Level Ant Factor Cable Loss Preamp Factor APos TPos Remark MHz dBuV/m dBuV/m dBuV dB/m dB dB cm deg 1 5510.00 89.79 ------ ------ 81.15 33.31 8.83 33.50 373 16 AVERAGE

Mode	23	
	Band Edge - R	
	U-NII-2C_5.25-5.35_802.11n HT40_CH102_Full_5510MHz	
ANT	SISO	
Pol.	Vertical	Fundamental
Peak	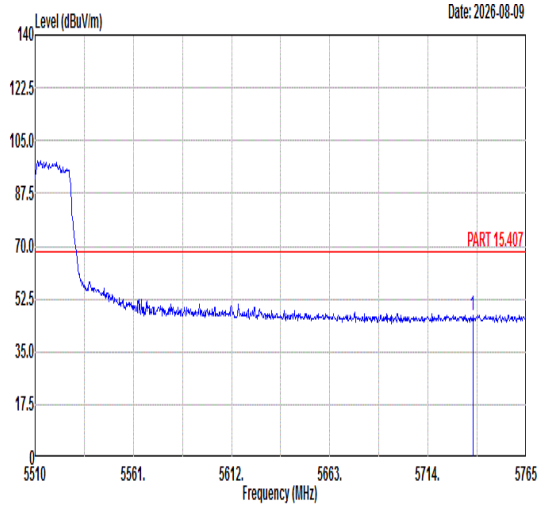 Freq Level Limit Line Margin (dB) Read Level Ant Factor Cable Loss Preamp Factor APos TPos Remark MHz dBuV/m dBuV/m dBuV dB/m dB dB cm deg 1 5737.21 47.27 68.30 -21.03 37.85 33.73 9.14 33.45 373 16 PEAK	Blank

Mode	23	
	Harmonic	
	U-NII-2C_5.25-5.35_802.11n HT40_CH102_Full_5510MHz	
ANT	SISO	
Pol.	Horizontal	Vertical
Peak Avg	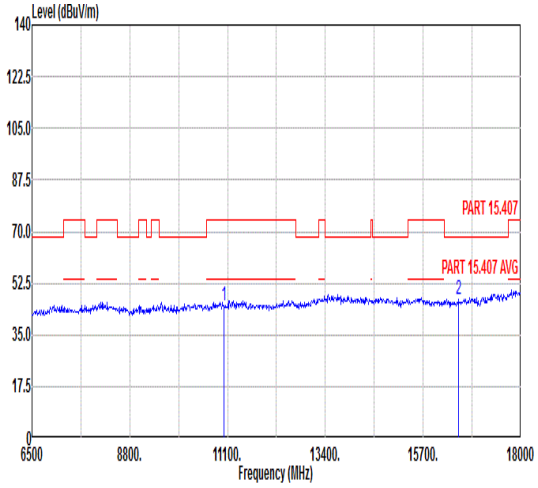 Freq Level Limit Line Margin Read Level Ant Factor Cable Loss Preamp Factor APos TPos Remark MHz dBuV/m dBuV/m dB dBuV dB/m dB dB cm deg 1 11020.00 44.88 74.00 -29.12 44.79 38.95 12.14 51.00 --- --- Peak 2 16530.00 47.00 68.30 -21.30 43.81 39.85 16.02 52.68 --- --- Peak	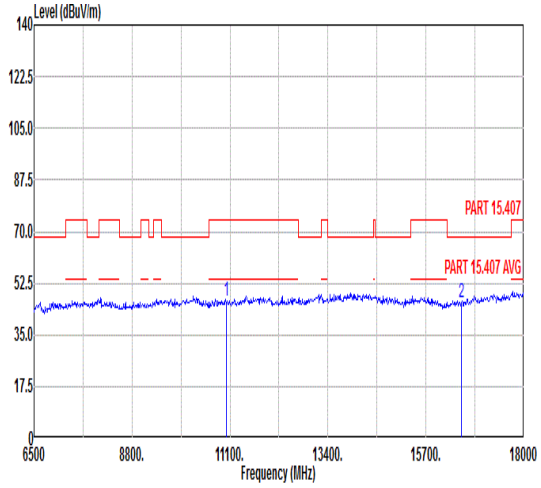 Freq Level Limit Line Margin Read Level Ant Factor Cable Loss Preamp Factor APos TPos Remark MHz dBuV/m dBuV/m dB dBuV dB/m dB dB cm deg 1 11020.00 46.34 74.00 -27.66 46.25 38.95 12.14 51.00 --- --- Peak 2 16530.00 46.00 68.30 -22.30 42.81 39.85 16.02 52.68 --- --- Peak

Mode	24	
	Band Edge - L	
	U-NII-2C_5.25-5.35_802.11n HT40_CH134_Full_5670MHz	
ANT	SISO	
Pol.	Horizontal	Fundamental
Peak	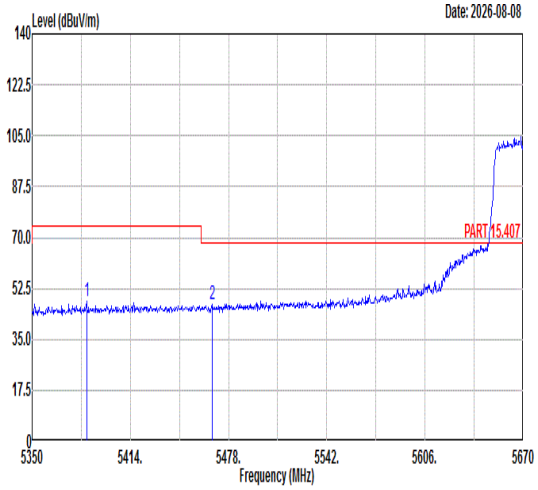 Freq Level Limit Line Margin (dB) Read Level Ant Factor Cable Loss Preamp Factor APos TPos Remark MHz dBuV/m dBuV/m dBuV dB/m dB dB cm deg 1 5385.52 47.91 74.00 -26.09 39.63 33.00 8.80 33.52 229 207 PEAK 2 5467.12 46.83 68.30 -21.47 38.32 33.21 8.81 33.51 229 207 PEAK	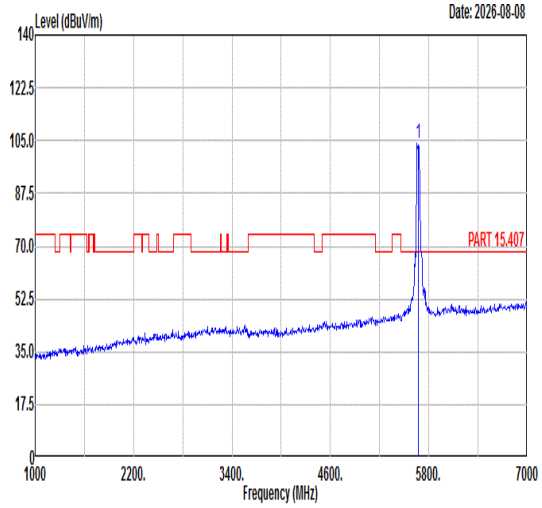 Freq Level Limit Line Margin (dB) Read Level Ant Factor Cable Loss Preamp Factor APos TPos Remark MHz dBuV/m dBuV/m dBuV dB/m dB dB cm deg 1 5670.00 104.09 ------ ------ 94.95 33.58 9.03 33.47 229 207 PEAK
Avg	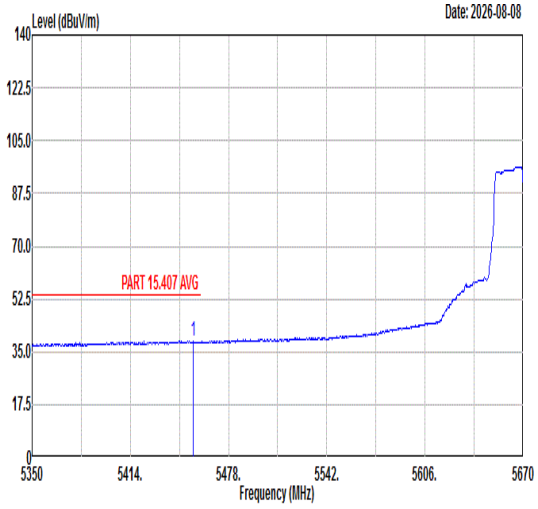 Freq Level Limit Line Margin (dB) Read Level Ant Factor Cable Loss Preamp Factor APos TPos Remark MHz dBuV/m dBuV/m dBuV dB/m dB dB cm deg 1 5454.96 38.57 54.00 -15.43 30.09 33.18 8.81 33.51 229 207 AVERAGE	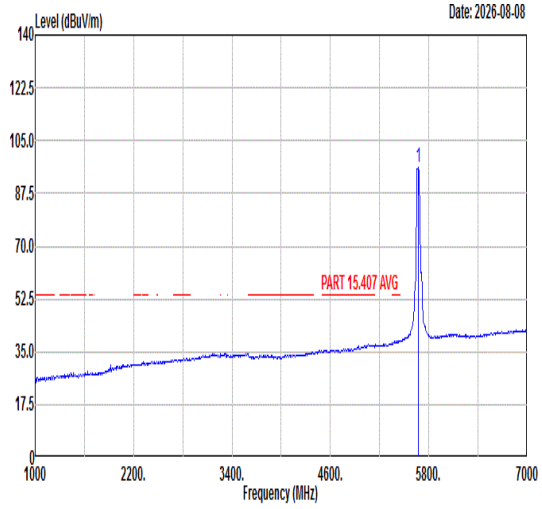 Freq Level Limit Line Margin (dB) Read Level Ant Factor Cable Loss Preamp Factor APos TPos Remark MHz dBuV/m dBuV/m dBuV dB/m dB dB cm deg 1 5670.00 96.22 ------ ------ 87.04 33.60 9.05 33.47 229 207 AVERAGE

Mode	24	
	Band Edge - R	
	U-NII-2C_5.25-5.35_802.11n HT40_CH134_Full_5670MHz	
ANT	SISO	
Pol.	Horizontal	Fundamental
Peak	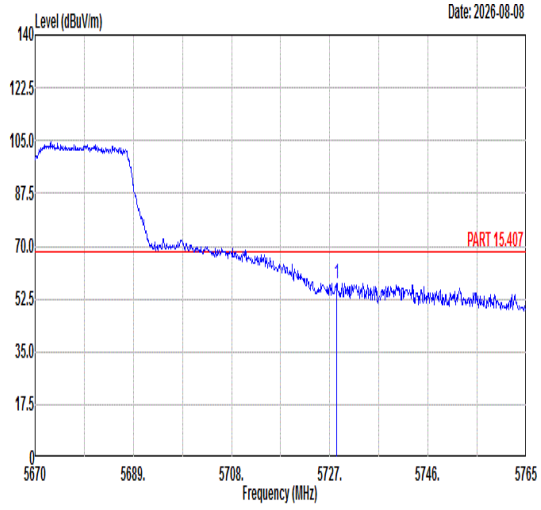 Freq Level Limit Line Margin (dB) Read Level Ant Factor Cable Loss Preamp Factor APos TPos Remark MHz dBuV/m dBuV/m dBuV dB/m dB dB cm deg 1 5728.33 57.77 68.30 -10.53 48.38 33.71 9.13 33.45 229 207 PEAK	Blank

Mode	24	
	Band Edge - L	
	U-NII-2C_5.25-5.35_802.11n HT40_CH134_Full_5670MHz	
ANT	SISO	
Pol.	Vertical	Fundamental
Peak	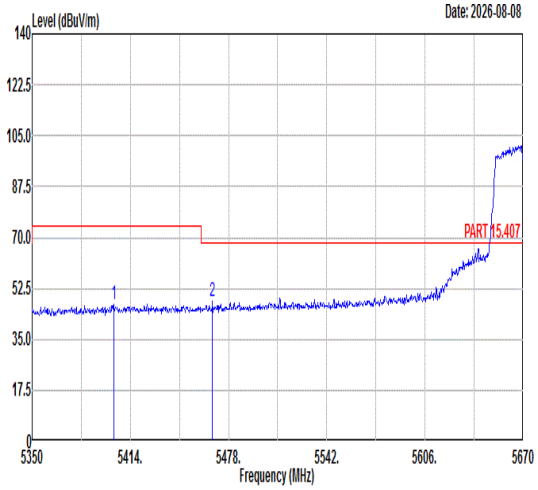 Freq Level Limit Line Margin (dB) Read Level Ant Factor Cable Loss Preamp Factor APos TPos Remark MHz dBuV/m dBuV/m dBuV dB/m dB dB cm deg 1 5403.44 47.25 74.00 -26.75 38.92 33.05 8.80 33.52 236 118 PEAK 2 5467.44 47.84 68.30 -20.46 39.32 33.22 8.81 33.51 236 118 PEAK	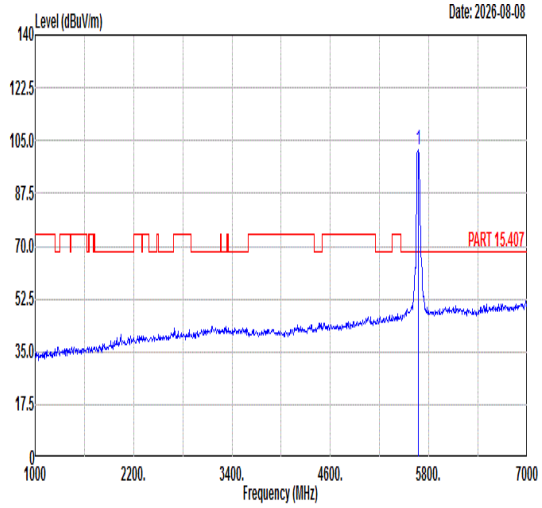 Freq Level Limit Line Margin (dB) Read Level Ant Factor Cable Loss Preamp Factor APos TPos Remark MHz dBuV/m dBuV/m dBuV dB/m dB dB cm deg 1 5670.00 101.93 ------ ------ 92.74 33.61 9.05 33.47 236 118 PEAK
Avg	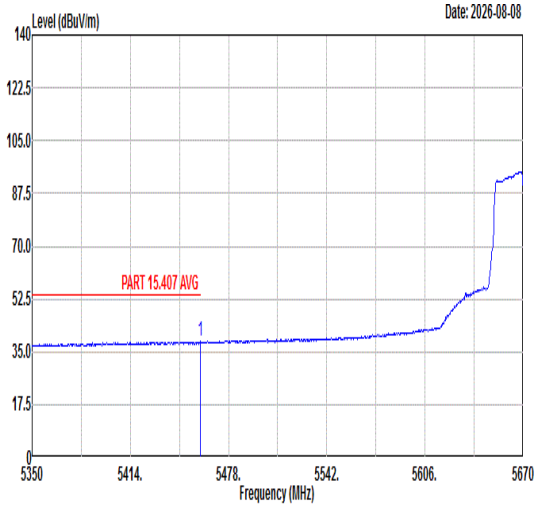 Freq Level Limit Line Margin (dB) Read Level Ant Factor Cable Loss Preamp Factor APos TPos Remark MHz dBuV/m dBuV/m dBuV dB/m dB dB cm deg 1 5459.44 38.54 54.00 -15.46 30.05 33.19 8.81 33.51 236 118 AVERAGE	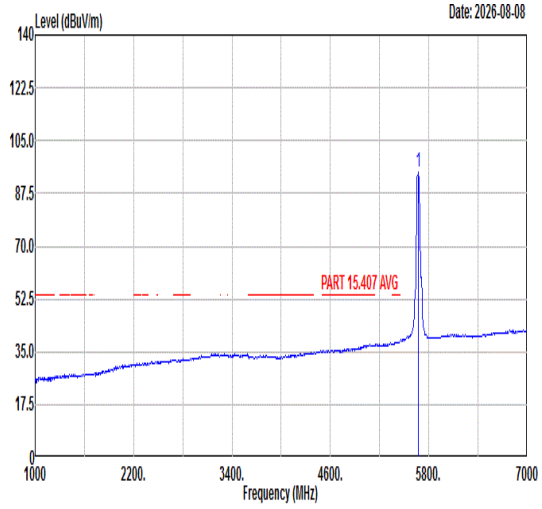 Freq Level Limit Line Margin (dB) Read Level Ant Factor Cable Loss Preamp Factor APos TPos Remark MHz dBuV/m dBuV/m dBuV dB/m dB dB cm deg 1 5670.00 94.35 ------ ------ 85.16 33.61 9.05 33.47 236 118 AVERAGE

Mode	24	
	Band Edge - R	
	U-NII-2C_5.25-5.35_802.11n HT40_CH134_Full_5670MHz	
ANT	SISO	
Pol.	Vertical	Fundamental
Peak	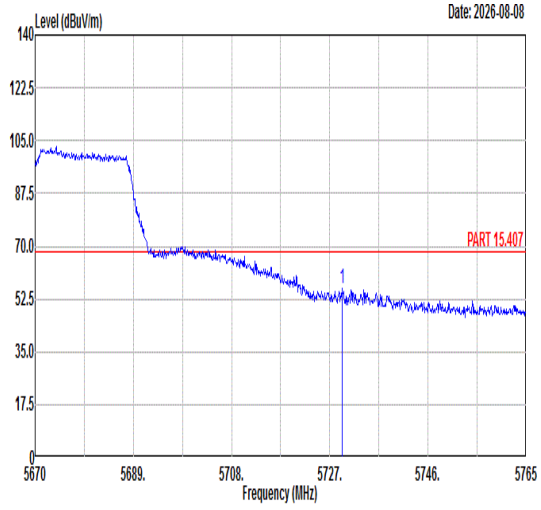 Freq Level Limit Line Margin (dB) Read Level Ant Factor Cable Loss Preamp Factor APos TPos Remark MHz dBuV/m dBuV/m dBuV dB/m dB dB cm deg 1 5729.38 55.78 68.30 -12.52 46.39 33.71 9.13 33.45 236 118 PEAK	Blank

Mode	24	
	Harmonic	
	U-NII-2C_5.25-5.35_802.11n HT40_CH134_Full_5670MHz	
ANT	SISO	
Pol.	Horizontal	Vertical
Peak Avg	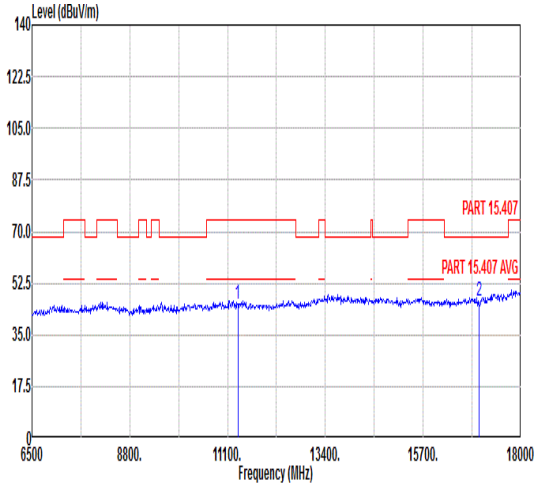 Freq Level Limit Line Margin Read Level Ant Factor Cable Loss Preamp Factor APos TPos Remark MHz dBuV/m dBuV/m dB dBuV dB/m dB dB cm deg 1 11340.00 45.59 74.00 -28.41 45.30 38.97 12.39 51.07 --- --- Peak 2 17010.00 46.71 68.30 -21.59 42.32 40.66 16.12 52.39 --- --- Peak	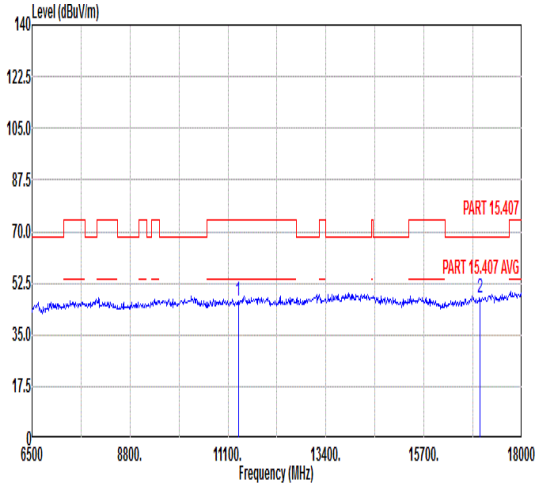 Freq Level Limit Line Margin Read Level Ant Factor Cable Loss Preamp Factor APos TPos Remark MHz dBuV/m dBuV/m dB dBuV dB/m dB dB cm deg 1 11340.00 46.45 74.00 -27.55 46.16 38.97 12.39 51.07 --- --- Peak 2 17010.00 47.51 68.30 -20.79 43.12 40.66 16.12 52.39 --- --- Peak

Mode	25	
	Band Edge - L	
	U-NII-1_5.25-5.35_802.11ac VHT80_CH42_Full_5210MHz	
ANT	SISO	
Pol.	Horizontal	Fundamental
Peak	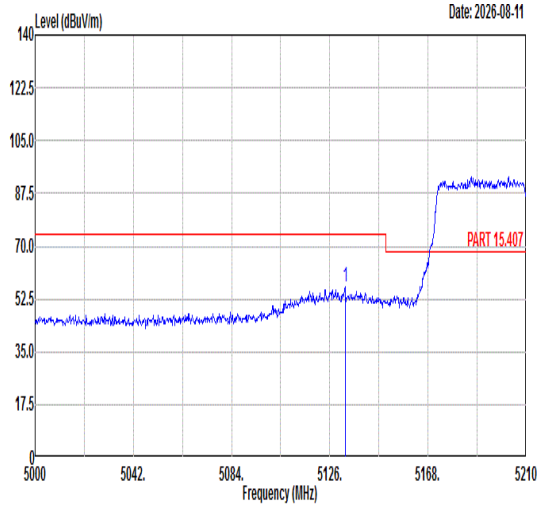 Freq Level Limit Line Margin (dB) Read Level Ant Factor Cable Loss Preamp Factor APos TPos Remark MHz dBuV/m dBuV/m dBuV dB/m dB dB cm deg 1 5132.51 56.41 74.00 -17.59 48.89 32.34 8.75 33.57 102 33 PEAK	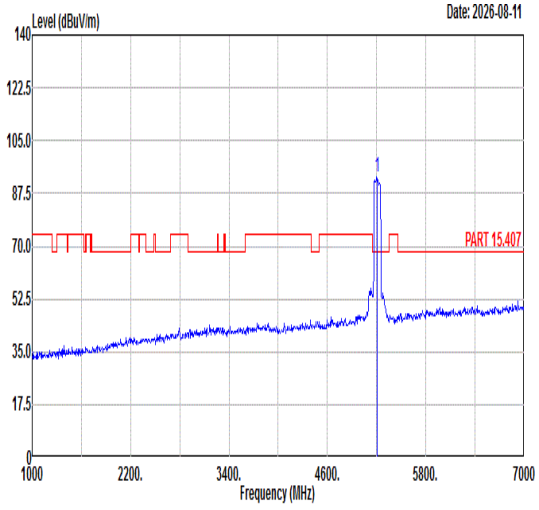 Freq Level Limit Line Margin (dB) Read Level Ant Factor Cable Loss Preamp Factor APos TPos Remark MHz dBuV/m dBuV/m dBuV dB/m dB dB cm deg 1 5210.00 92.90 ------ ------ 85.17 32.52 8.77 33.56 102 33 PEAK
Avg	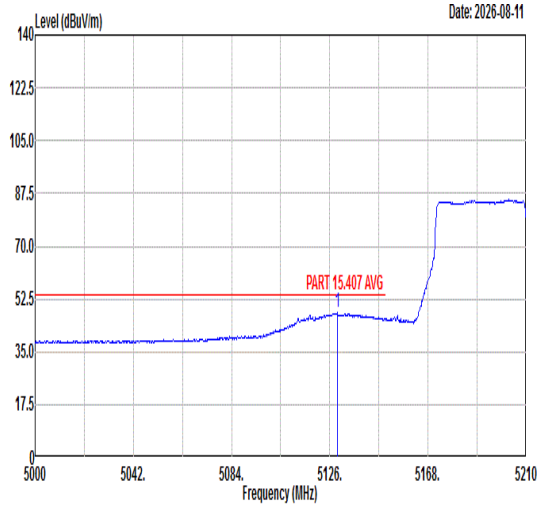 Freq Level Limit Line Margin (dB) Read Level Ant Factor Cable Loss Preamp Factor APos TPos Remark MHz dBuV/m dBuV/m dBuV dB/m dB dB cm deg 1 5129.15 47.86 54.00 -6.14 40.34 32.34 8.75 33.57 102 33 AVERAGE	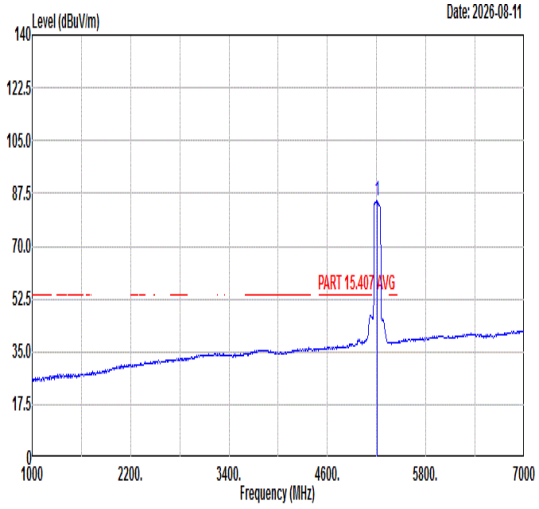 Freq Level Limit Line Margin (dB) Read Level Ant Factor Cable Loss Preamp Factor APos TPos Remark MHz dBuV/m dBuV/m dBuV dB/m dB dB cm deg 1 5210.00 84.88 ------ ------ 77.15 32.52 8.77 33.56 102 33 AVERAGE

Mode	25	
	Band Edge - R	
	U-NII-1_5.25-5.35_802.11ac VHT80_CH42_Full_5210MHz	
ANT	SISO	
Pol.	Horizontal	Fundamental
Peak	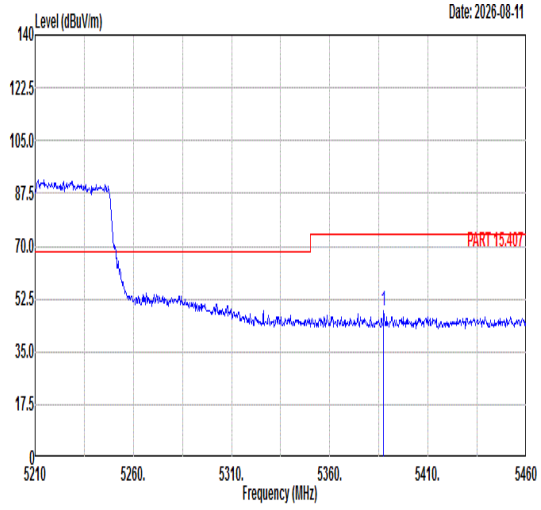 Freq Level Limit Line Margin (dB) Read Level Ant Factor Cable Loss Preamp Factor APos TPos Remark MHz dBuV/m dBuV/m dBuV dB/m dB dB cm deg 1 5387.50 48.53 74.00 -25.47 40.24 33.01 8.80 33.52 102 33 PEAK	Blank
Avg	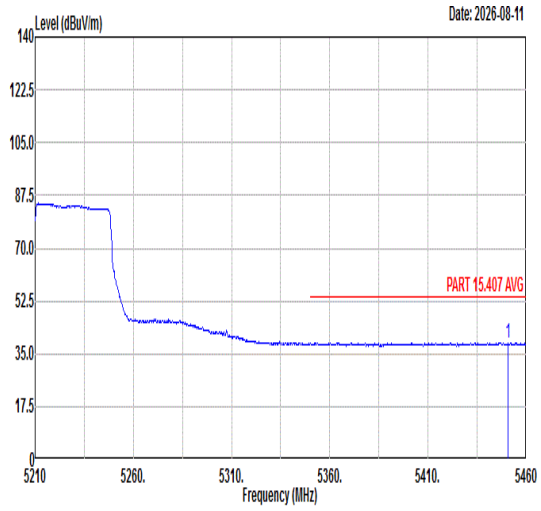 Freq Level Limit Line Margin (dB) Read Level Ant Factor Cable Loss Preamp Factor APos TPos Remark MHz dBuV/m dBuV/m dBuV dB/m dB dB cm deg 1 5450.75 38.67 54.00 -15.33 30.20 33.17 8.81 33.51 102 33 AVERAGE	Blank

Mode	25	
	Band Edge - L	
	U-NII-1_5.25-5.35_802.11ac VHT80_CH42_Full_5210MHz	
ANT	SISO	
Pol.	Vertical	Fundamental
Peak	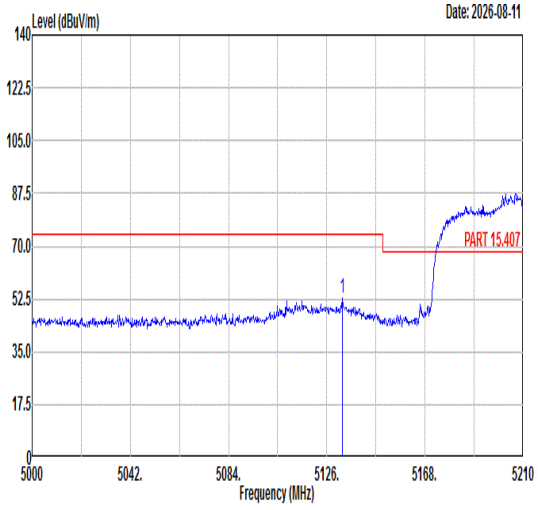 Freq Level Limit Line Margin (dB) Read Level Ant Factor Cable Loss Preamp Factor APos TPos Remark MHz dBuV/m dBuV/m dBuV dB/m dB dB cm deg 1 5132.51 52.84 74.00 -21.16 45.32 32.34 8.75 33.57 400 306 PEAK	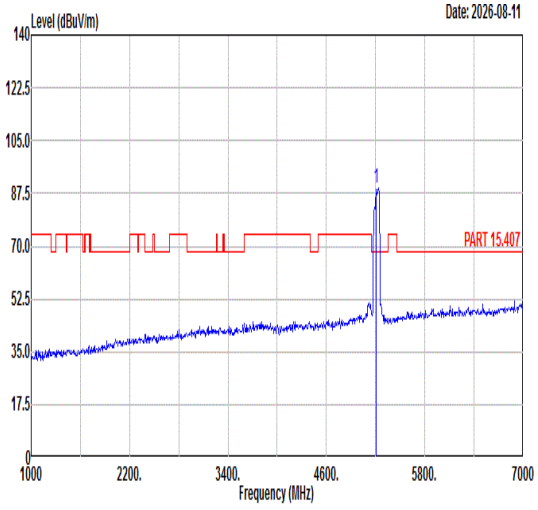 Freq Level Limit Line Margin (dB) Read Level Ant Factor Cable Loss Preamp Factor APos TPos Remark MHz dBuV/m dBuV/m dBuV dB/m dB dB cm deg 1 5210.00 89.20 ------ ------ 81.37 32.61 8.77 33.55 400 306 PEAK
Avg	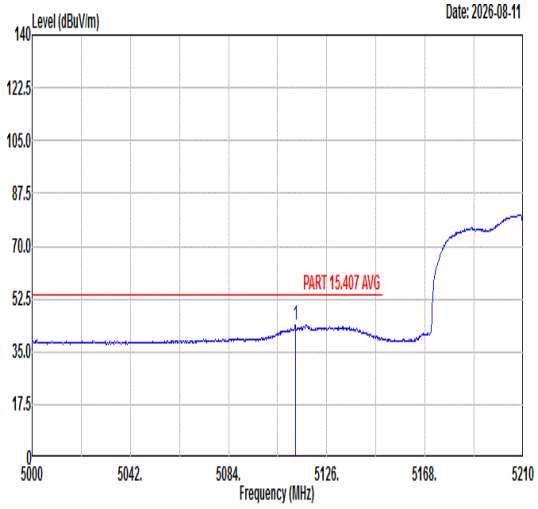 Freq Level Limit Line Margin (dB) Read Level Ant Factor Cable Loss Preamp Factor APos TPos Remark MHz dBuV/m dBuV/m dBuV dB/m dB dB cm deg 1 5112.56 43.88 54.00 -10.12 36.42 32.29 8.75 33.58 400 306 AVERAGE	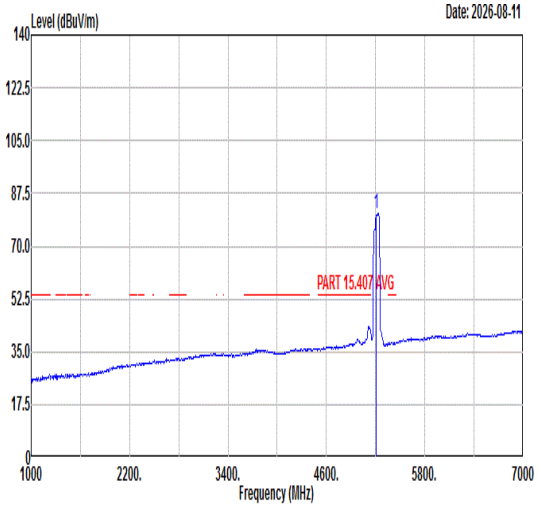 Freq Level Limit Line Margin (dB) Read Level Ant Factor Cable Loss Preamp Factor APos TPos Remark MHz dBuV/m dBuV/m dBuV dB/m dB dB cm deg 1 5210.00 81.00 ------ ------ 73.18 32.60 8.77 33.55 400 306 AVERAGE

Mode	25	
	Band Edge - R	
	U-NII-1_5.25-5.35_802.11ac VHT80_CH42_Full_5210MHz	
ANT	SISO	
Pol.	Vertical	Fundamental
Peak	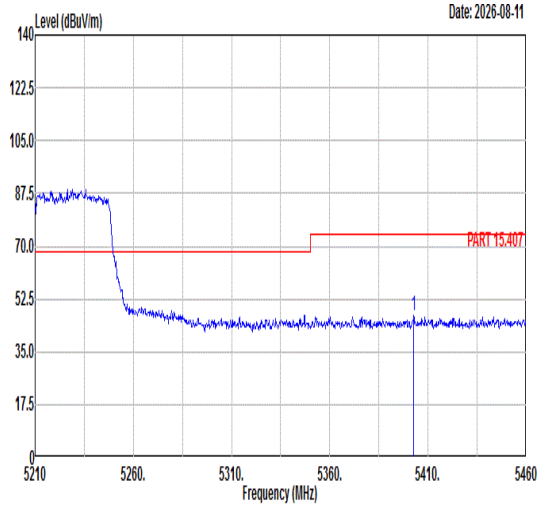 Freq Level Limit Line Margin (dB) Read Level Ant Factor Cable Loss Preamp Factor APos TPos Remark MHz dBuV/m dBuV/m dBuV dB/m dB dB cm deg 1 5402.75 46.99 74.00 -27.01 38.66 33.05 8.80 33.52 400 306 PEAK	Blank
Avg	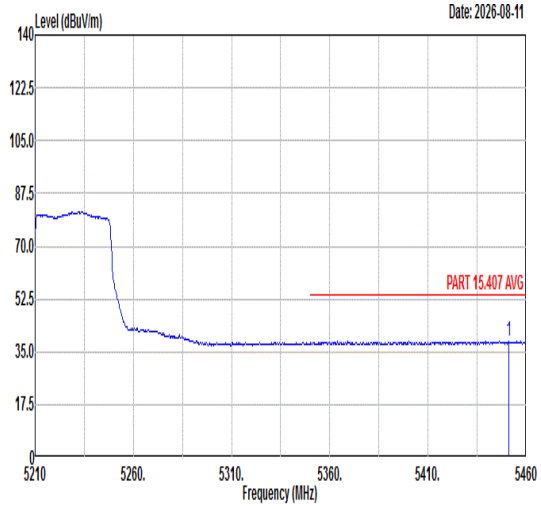 Freq Level Limit Line Margin (dB) Read Level Ant Factor Cable Loss Preamp Factor APos TPos Remark MHz dBuV/m dBuV/m dBuV dB/m dB dB cm deg 1 5451.25 38.63 54.00 -15.37 30.16 33.17 8.81 33.51 400 306 AVERAGE	Blank

Mode	25	
	Harmonic	
	U-NII-1_5.25-5.35_802.11ac VHT80_CH42_Full_5210MHz	
ANT	SISO	
Pol.	Horizontal	Vertical
Peak Avg	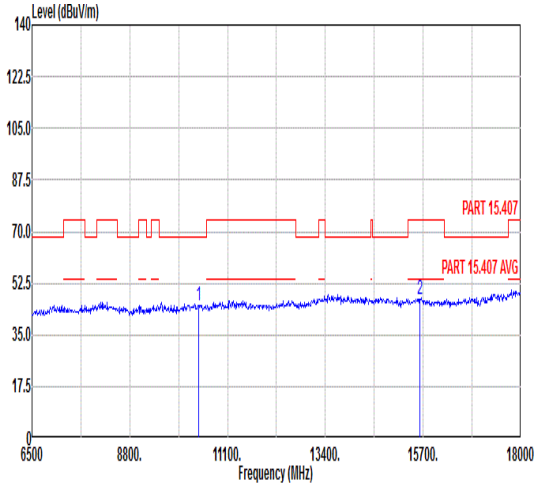 Freq Level Limit Line Margin Read Level Ant Factor Cable Loss Preamp Factor APos TPos Remark MHz dBuV/m dBuV/m dB dBuV dB/m dB dB cm deg 1 10420.00 45.00 68.30 -23.30 45.48 38.92 11.85 51.25 --- --- Peak 2 15630.00 47.23 74.00 -26.77 43.88 39.44 15.47 51.56 --- --- Peak	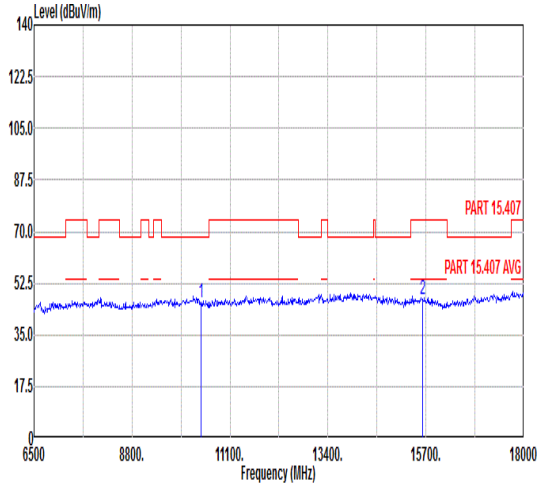 Freq Level Limit Line Margin Read Level Ant Factor Cable Loss Preamp Factor APos TPos Remark MHz dBuV/m dBuV/m dB dBuV dB/m dB dB cm deg 1 10420.00 45.74 68.30 -22.56 46.22 38.92 11.85 51.25 --- --- Peak 2 15630.00 46.84 74.00 -27.16 43.49 39.44 15.47 51.56 --- --- Peak

Mode	26	
	Band Edge - L	
	U-NII-2A_5.25-5.35_802.11ac VHT80_CH58_Full_5290MHz	
ANT	SISO	
Pol.	Horizontal	Fundamental
Peak	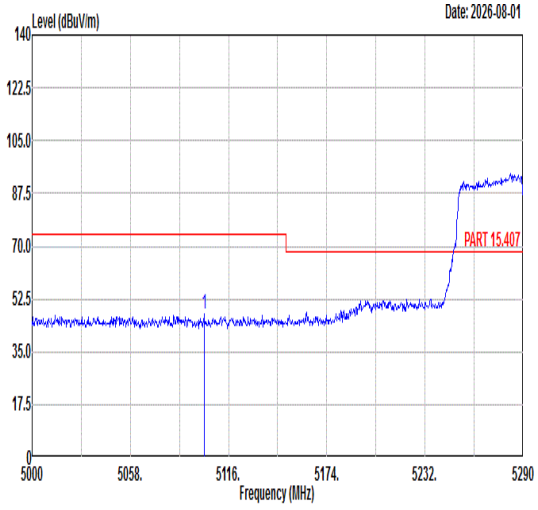 Freq Level Limit Line Margin (dB) Read Level Ant Factor Cable Loss Preamp Factor APos TPos Remark MHz dBuV/m dBuV/m dBuV dB/m dB dB cm deg 1 5101.50 47.34 74.00 -26.66 39.91 32.26 8.75 33.58 300 18 PEAK	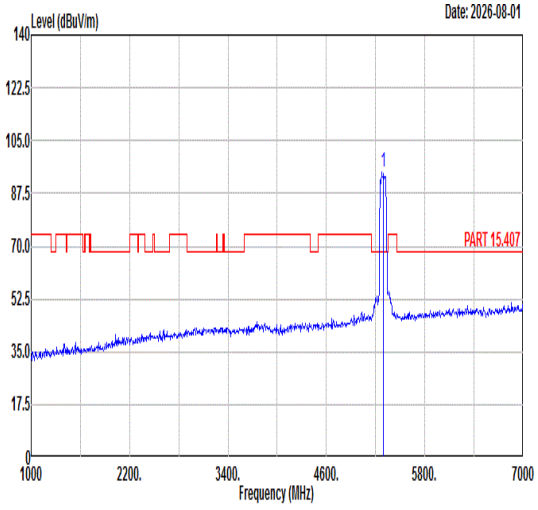 Freq Level Limit Line Margin (dB) Read Level Ant Factor Cable Loss Preamp Factor APos TPos Remark MHz dBuV/m dBuV/m dBuV dB/m dB dB cm deg 1 5290.00 94.53 ------ ------ 86.59 32.71 8.78 33.55 300 18 PEAK
Avg	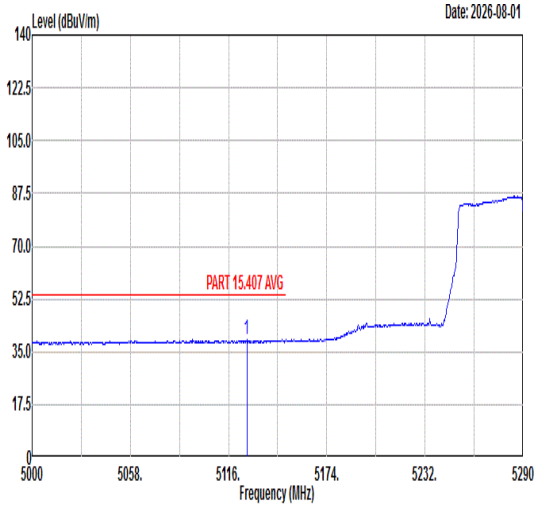 Freq Level Limit Line Margin (dB) Read Level Ant Factor Cable Loss Preamp Factor APos TPos Remark MHz dBuV/m dBuV/m dBuV dB/m dB dB cm deg 1 5126.73 38.98 54.00 -15.02 31.47 32.33 8.75 33.57 300 18 AVERAGE	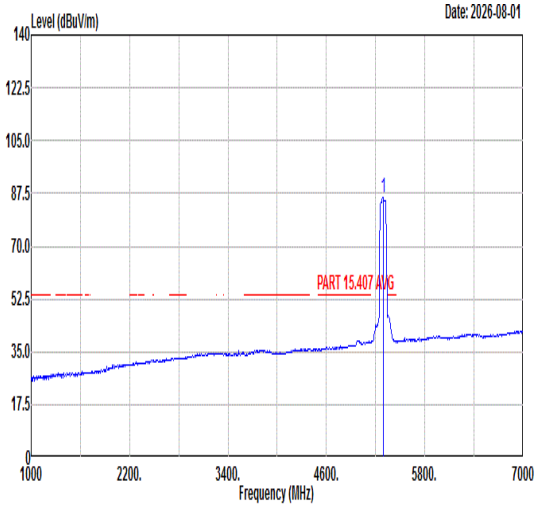 Freq Level Limit Line Margin (dB) Read Level Ant Factor Cable Loss Preamp Factor APos TPos Remark MHz dBuV/m dBuV/m dBuV dB/m dB dB cm deg 1 5290.00 86.05 ------ ------ 78.06 32.75 8.78 33.54 300 18 AVERAGE

Mode	26	
	Band Edge - R	
	U-NII-2A_5.25-5.35_802.11ac VHT80_CH58_Full_5290MHz	
ANT	SISO	
Pol.	Horizontal	Fundamental
Peak	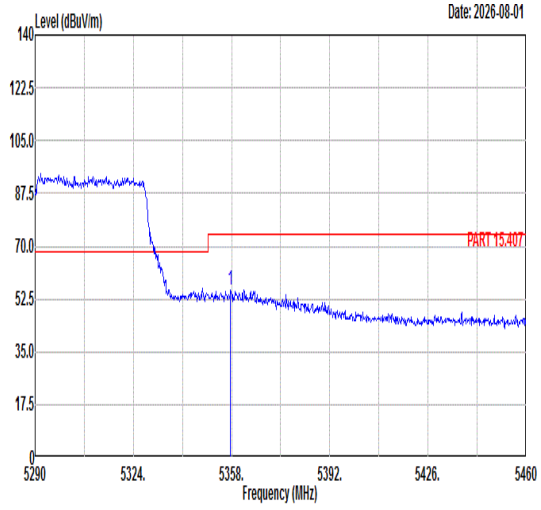 Freq Level Limit Line Margin (dB) Read Level Ant Factor Cable Loss Preamp Factor APos TPos Remark MHz dBuV/m dBuV/m dBuV dB/m dB dB cm deg 1 5357.66 55.46 74.00 -18.54 47.27 32.93 8.79 33.53 300 18 PEAK	Blank
Avg	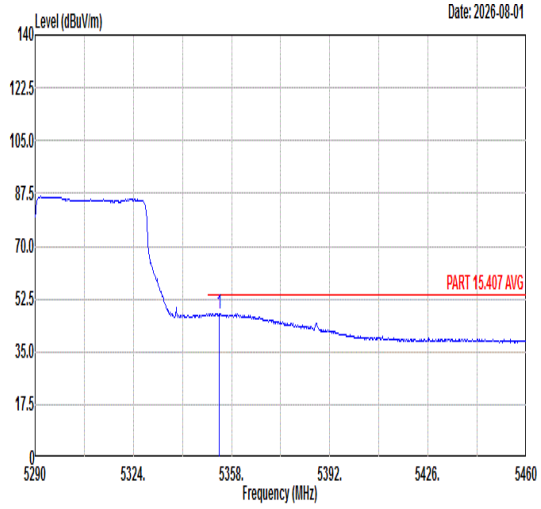 Freq Level Limit Line Margin (dB) Read Level Ant Factor Cable Loss Preamp Factor APos TPos Remark MHz dBuV/m dBuV/m dBuV dB/m dB dB cm deg 1 5353.75 47.72 54.00 -6.28 39.54 32.92 8.79 33.53 300 18 AVERAGE	Blank

Mode	26	
	Band Edge - L	
	U-NII-2A_5.25-5.35_802.11ac VHT80_CH58_Full_5290MHz	
ANT	SISO	
Pol.	Vertical	Fundamental
Peak	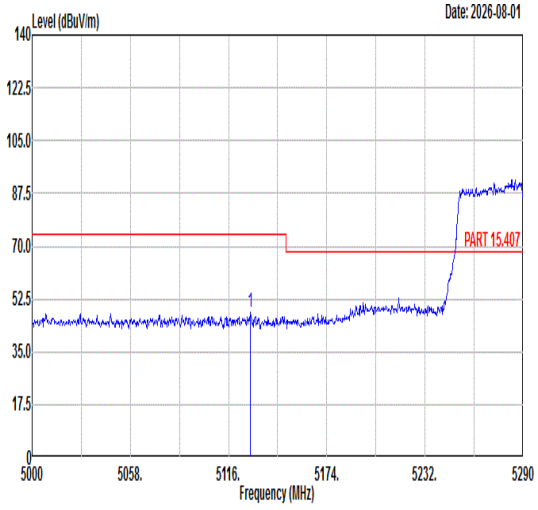 Freq Level Limit Line Margin (dB) Read Level Ant Factor Cable Loss Preamp Factor APos TPos Remark 1 5129.05 48.28 74.00 -25.72 40.76 32.34 8.75 33.57 210 113 PEAK	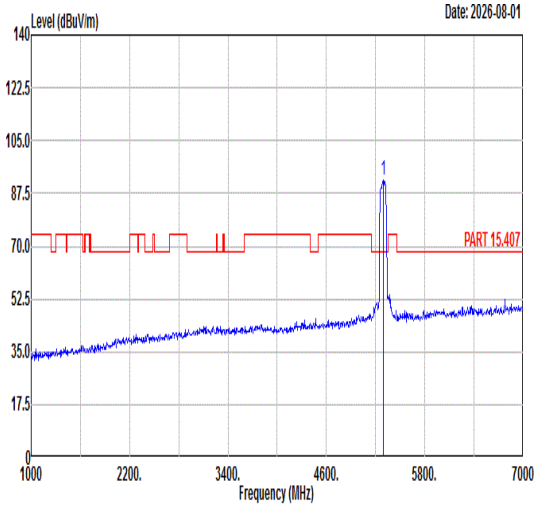 Freq Level Limit Line Margin (dB) Read Level Ant Factor Cable Loss Preamp Factor APos TPos Remark 1 5290.00 92.09 ------ ------ 84.10 32.75 8.78 33.54 210 113 PEAK
Avg	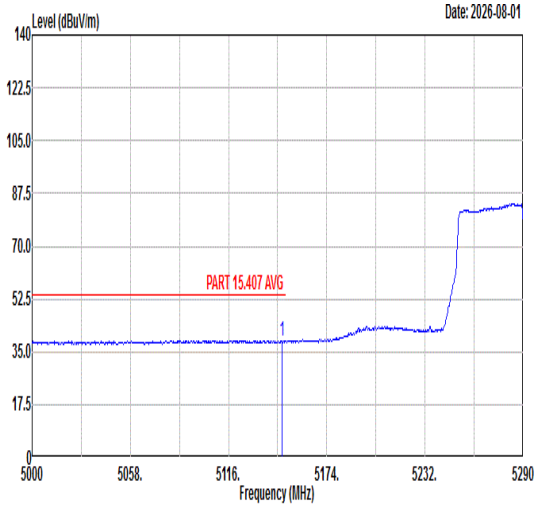 Freq Level Limit Line Margin (dB) Read Level Ant Factor Cable Loss Preamp Factor APos TPos Remark 1 5147.61 38.76 54.00 -15.24 31.19 32.38 8.76 33.57 210 113 AVERAGE	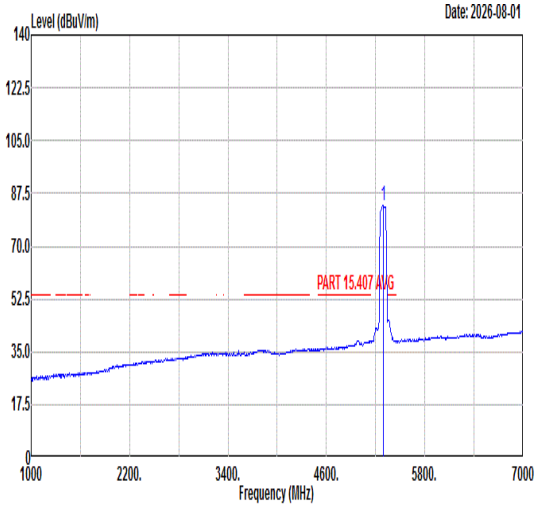 Freq Level Limit Line Margin (dB) Read Level Ant Factor Cable Loss Preamp Factor APos TPos Remark 1 5290.00 83.73 ------ ------ 75.75 32.74 8.78 33.54 210 113 AVERAGE

Mode	26	
	Band Edge - R	
	U-NII-2A_5.25-5.35_802.11ac VHT80_CH58_Full_5290MHz	
ANT	SISO	
Pol.	Vertical	Fundamental
Peak	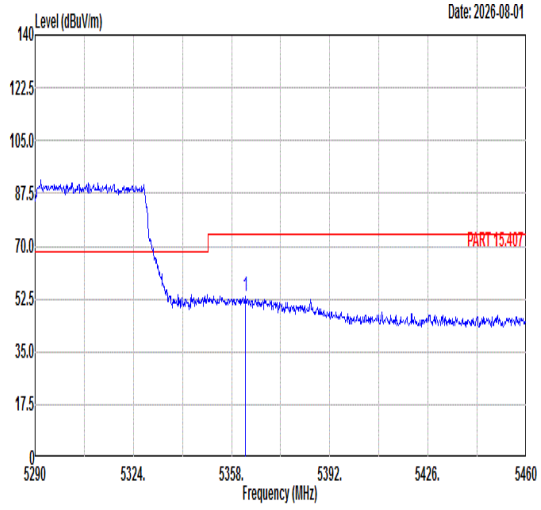 Freq Level Limit Line Margin (dB) Read Level Ant Factor Cable Loss Preamp Factor APos TPos Remark MHz dBuV/m dBuV/m dBuV dB/m dB dB cm deg 1 5362.76 53.43 74.00 -20.57 45.22 32.94 8.80 33.53 210 113 PEAK	Blank
Avg	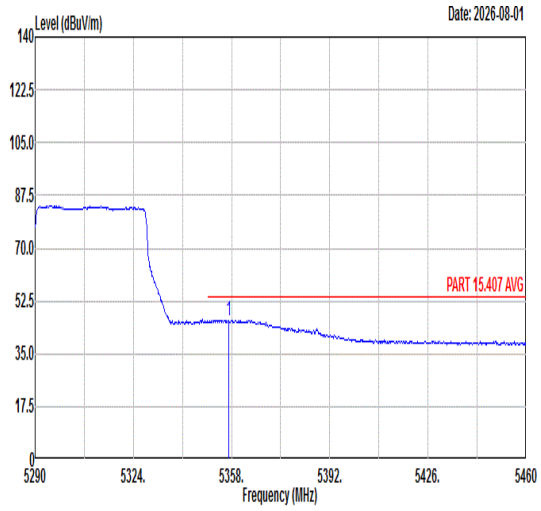 Freq Level Limit Line Margin (dB) Read Level Ant Factor Cable Loss Preamp Factor APos TPos Remark MHz dBuV/m dBuV/m dBuV dB/m dB dB cm deg 1 5356.98 46.16 54.00 -7.84 37.97 32.93 8.79 33.53 210 113 AVERAGE	Blank

Mode	26	
	Harmonic	
	U-NII-2A_5.25-5.35_802.11ac VHT80_CH58_Full_5290MHz	
ANT	SISO	
Pol.	Horizontal	Vertical
Peak Avg	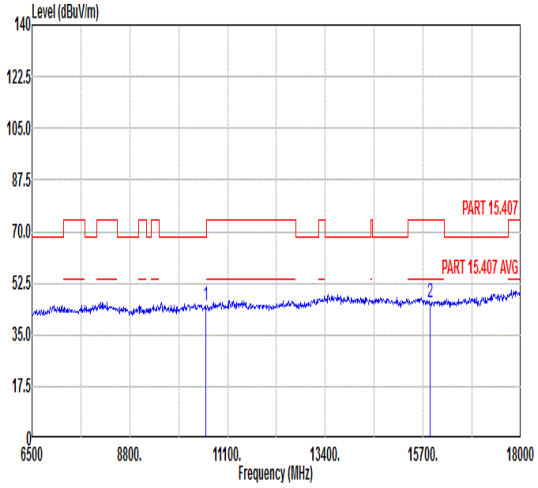 Freq Level Limit Line Margin Read Level Ant Factor Cable Loss Preamp Factor APos TPos Remark MHz dBuV/m dBuV/m dB dBuV dB/m dB dB cm deg 1 10580.00 44.99 68.30 -23.31 45.31 38.93 11.92 51.17 --- --- Peak 2 15870.00 45.92 74.00 -28.08 43.04 39.16 15.76 52.04 --- --- Peak	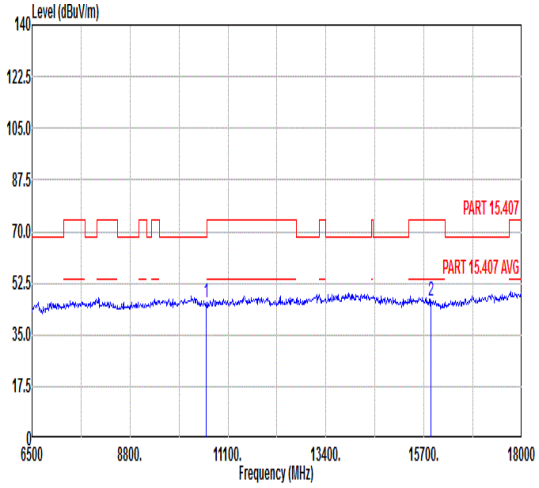 Freq Level Limit Line Margin Read Level Ant Factor Cable Loss Preamp Factor APos TPos Remark MHz dBuV/m dBuV/m dB dBuV dB/m dB dB cm deg 1 10580.00 45.92 68.30 -22.38 46.24 38.93 11.92 51.17 --- --- Peak 2 15870.00 46.24 74.00 -27.76 43.36 39.16 15.76 52.04 --- --- Peak

Mode	27	
	Band Edge - L	
	U-NII-2C_5.25-5.35_802.11ac VHT80_CH106_Full_5530MHz	
ANT	SISO	
Pol.	Horizontal	Fundamental
Peak	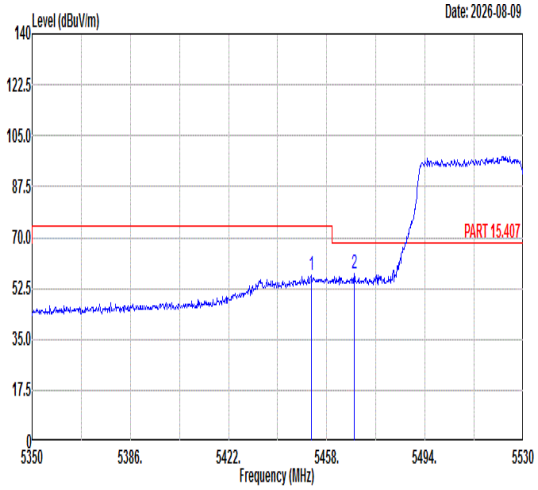 Freq Level Limit Line Margin (dB) Read Level Ant Factor Cable Loss Preamp Factor APos TPos Remark MHz dBuV/m dBuV/m dBuV dB/m dB dB cm deg 1 5452.24 57.10 74.00 -16.90 48.62 33.18 8.81 33.51 100 37 PEAK 2 5468.08 57.48 68.30 -10.82 48.96 33.22 8.81 33.51 100 37 PEAK	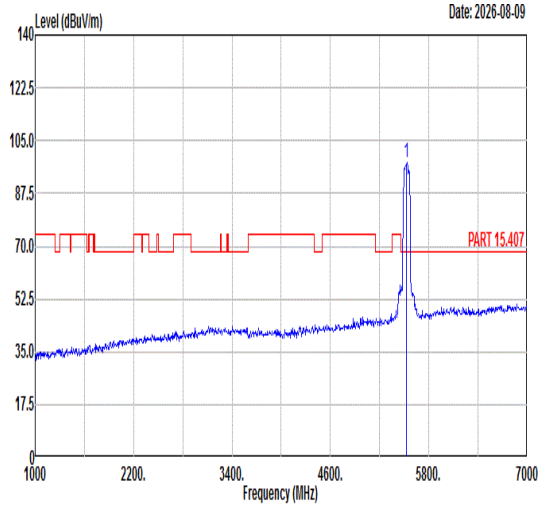 Freq Level Limit Line Margin (dB) Read Level Ant Factor Cable Loss Preamp Factor APos TPos Remark MHz dBuV/m dBuV/m dBuV dB/m dB dB cm deg 1 5530.00 97.50 ------ ------ 88.76 33.36 8.87 33.49 100 37 PEAK
Avg	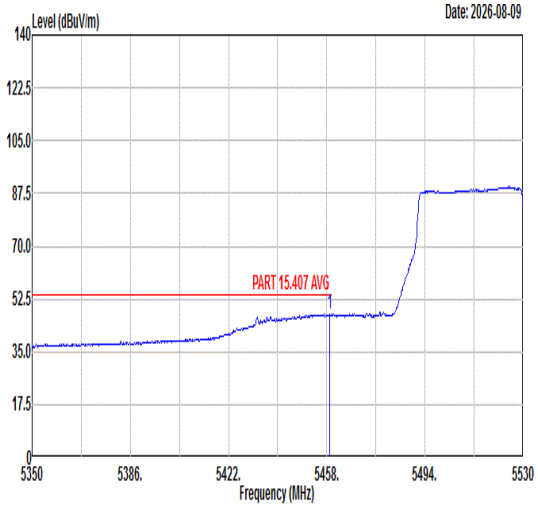 Freq Level Limit Line Margin (dB) Read Level Ant Factor Cable Loss Preamp Factor APos TPos Remark MHz dBuV/m dBuV/m dBuV dB/m dB dB cm deg 1 5459.08 47.59 54.00 -6.41 39.10 33.19 8.81 33.51 100 37 AVERAGE	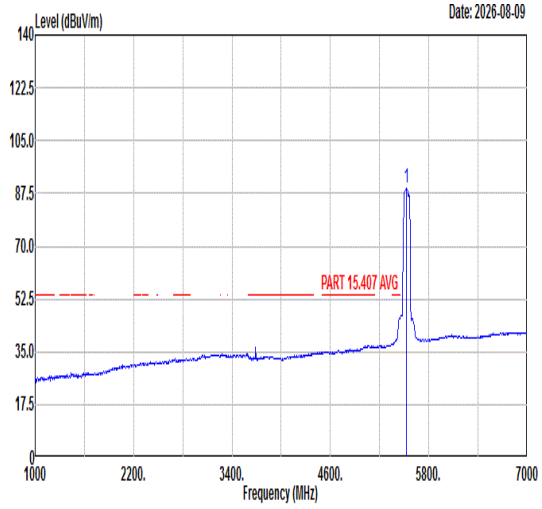 Freq Level Limit Line Margin (dB) Read Level Ant Factor Cable Loss Preamp Factor APos TPos Remark MHz dBuV/m dBuV/m dBuV dB/m dB dB cm deg 1 5530.00 89.18 ------ ------ 80.49 33.34 8.85 33.50 100 37 AVERAGE

Mode	27	
	Band Edge - R	
	U-NII-2C_5.25-5.35_802.11ac VHT80_CH106_Full_5530MHz	
ANT	SISO	
Pol.	Horizontal	Fundamental
Peak	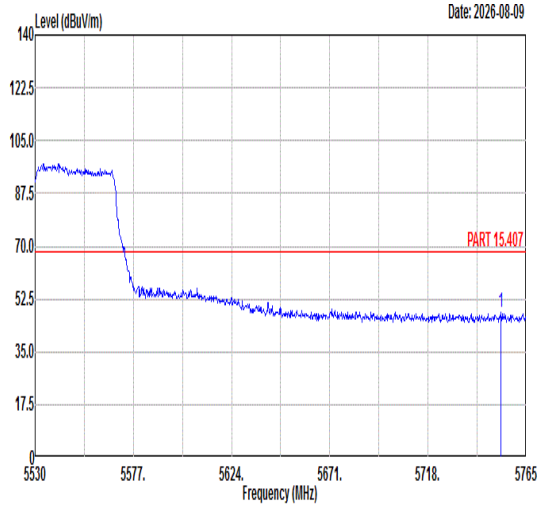 Freq Level Limit Line Margin (dB) Read Level Ant Factor Cable Loss Preamp Factor APos TPos Remark MHz dBuV/m dBuV/m dBuV dB/m dB dB cm deg 1 5753.02 48.05 68.30 -20.25 38.58 33.76 9.16 33.45 100 37 PEAK	Blank

Mode	27	
	Band Edge - L	
	U-NII-2C_5.25-5.35_802.11ac VHT80_CH106_Full_5530MHz	
ANT	SISO	
Pol.	Vertical	Fundamental
Peak	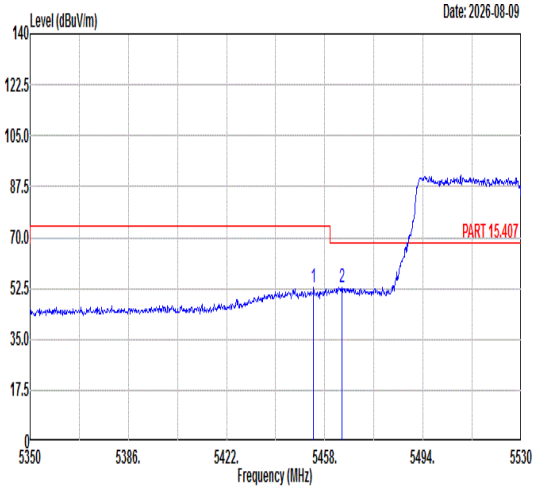 Freq Level Limit Line Margin (dB) Read Level Ant Factor Cable Loss Preamp Factor APos TPos Remark MHz dBuV/m dBuV/m dBuV dB/m dB dB cm deg 1 5453.86 52.80 74.00 -21.20 44.32 33.18 8.81 33.51 398 9 PEAK 2 5464.30 52.99 68.30 -15.31 44.48 33.21 8.81 33.51 398 9 PEAK	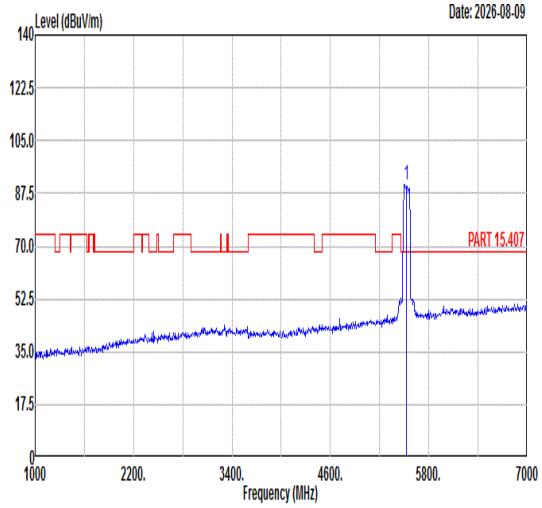 Freq Level Limit Line Margin (dB) Read Level Ant Factor Cable Loss Preamp Factor APos TPos Remark MHz dBuV/m dBuV/m dBuV dB/m dB dB cm deg 1 5530.00 90.32 ------ ------ 81.68 33.31 8.83 33.50 398 9 PEAK
Avg	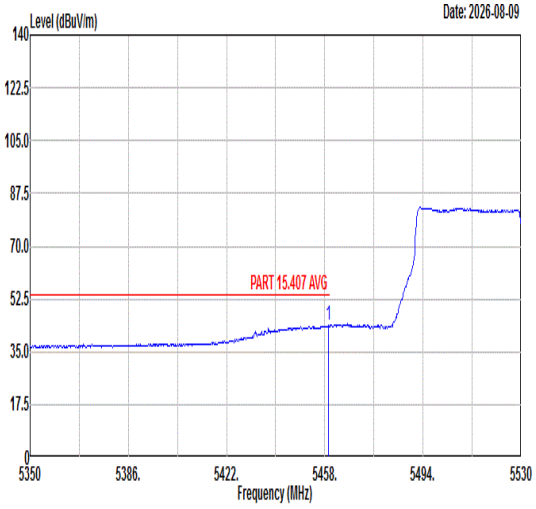 Freq Level Limit Line Margin (dB) Read Level Ant Factor Cable Loss Preamp Factor APos TPos Remark MHz dBuV/m dBuV/m dBuV dB/m dB dB cm deg 1 5459.44 43.73 54.00 -10.27 35.24 33.19 8.81 33.51 398 9 AVERAGE	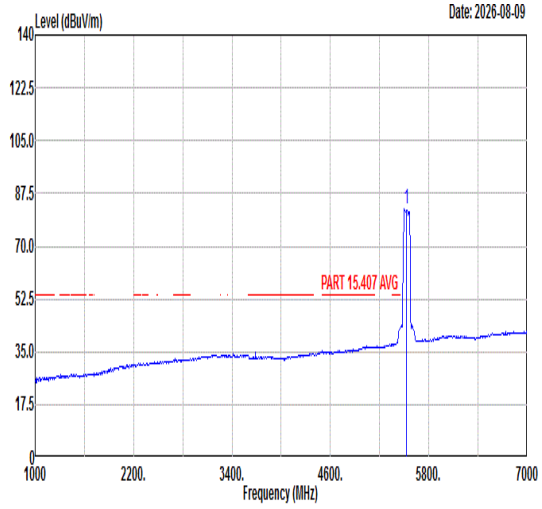 Freq Level Limit Line Margin (dB) Read Level Ant Factor Cable Loss Preamp Factor APos TPos Remark MHz dBuV/m dBuV/m dBuV dB/m dB dB cm deg 1 5530.00 82.47 ------ ------ 73.87 33.28 8.82 33.50 398 9 AVERAGE

Mode	27	
	Band Edge - R	
	U-NII-2C_5.25-5.35_802.11ac VHT80_CH106_Full_5530MHz	
ANT	SISO	
Pol.	Vertical	Fundamental
Peak	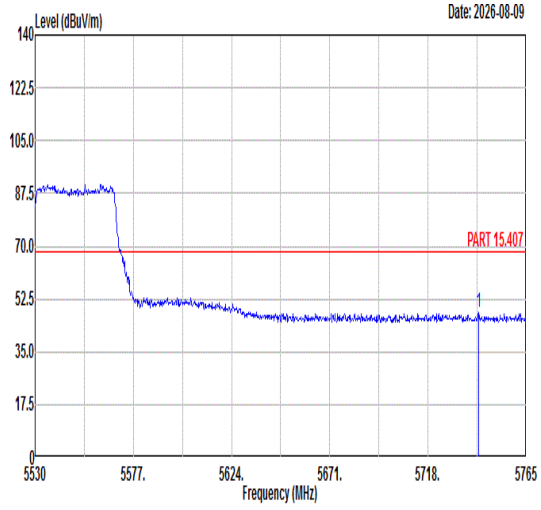 Freq Level Limit Line Margin (dB) Read Level Ant Factor Cable Loss Preamp Factor APos TPos Remark MHz dBuV/m dBuV/m dBuV dB/m dB dB cm deg 1 5742.21 48.17 68.30 -20.13 38.74 33.74 9.14 33.45 398 9 PEAK	Blank

Mode	27	
	Harmonic	
	U-NII-2C_5.25-5.35_802.11ac VHT80_CH106_Full_5530MHz	
ANT	SISO	
Pol.	Horizontal	Vertical
Peak Avg	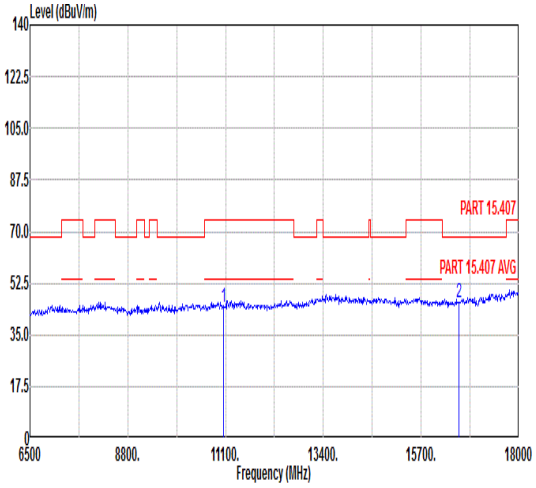 Freq Level Limit Line Margin Read Level Ant Factor Cable Loss Preamp Factor APos TPos Remark MHz dBuV/m dBuV/m dB dBuV dB/m dB dB cm deg 1 11060.00 44.40 74.00 -29.60 44.29 38.95 12.17 51.01 --- --- Peak 2 16590.00 45.72 68.30 -22.58 42.40 39.94 16.03 52.65 --- --- Peak	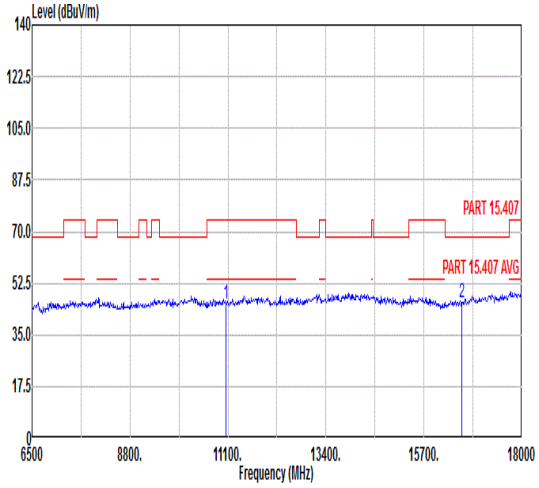 Freq Level Limit Line Margin Read Level Ant Factor Cable Loss Preamp Factor APos TPos Remark MHz dBuV/m dBuV/m dB dBuV dB/m dB dB cm deg 1 11060.00 45.57 74.00 -28.43 45.46 38.95 12.17 51.01 --- --- Peak 2 16590.00 45.93 68.30 -22.37 42.61 39.94 16.03 52.65 --- --- Peak

Mode	28	
	Band Edge	
	U-NII-3_5.25-5.35_802.11a_CH149_5745MHz	
ANT	SISO	
Pol.	Horizontal	Fundamental
Peak	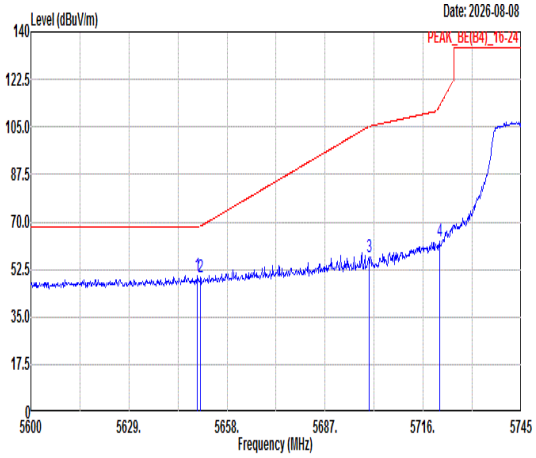 Freq Level Limit Line Margin (dB) Read Level Ant Factor Cable Loss Preamp Factor APos TPos Remark 1 5649.30 50.09 68.30 -18.21 40.97 33.57 9.02 33.47 113 159 PEAK 2 5650.17 49.75 68.43 -18.68 40.63 33.57 9.02 33.47 113 159 PEAK 3 5700.05 57.30 105.21 -47.91 48.01 33.66 9.09 33.46 113 159 PEAK 4 5720.79 62.81 112.59 -49.78 53.45 33.70 9.12 33.46 113 159 PEAK	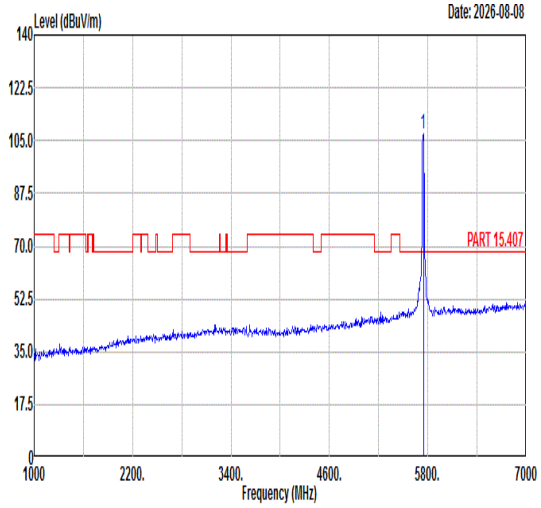 Freq Level Limit Line Margin (dB) Read Level Ant Factor Cable Loss Preamp Factor APos TPos Remark 1 5745.00 107.17 ------ ------ 97.73 33.74 9.15 33.45 113 159 PEAK
Avg	Blank	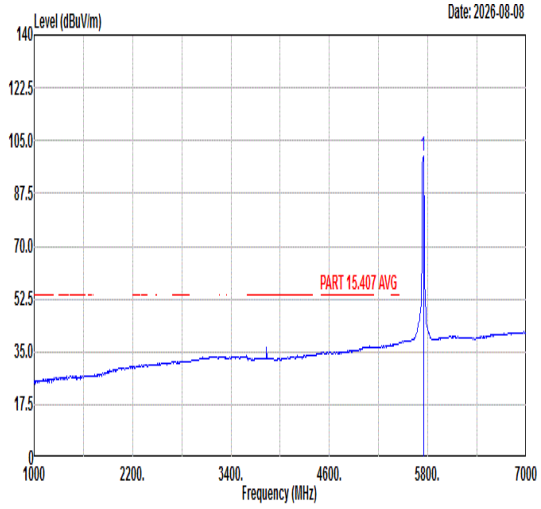 Freq Level Limit Line Margin (dB) Read Level Ant Factor Cable Loss Preamp Factor APos TPos Remark 1 5745.00 99.89 ------ ------ 90.45 33.74 9.15 33.45 113 159 AVERAGE

Mode	28	
	Band Edge	
	U-NII-3_5.25-5.35_802.11a_CH149_5745MHz	
ANT	SISO	
Pol.	Vertical	Fundamental
Peak	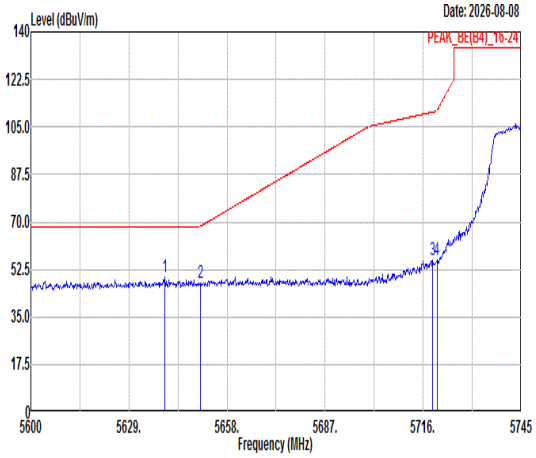 Freq Level Limit Line Margin (dB) Read Level Ant Factor Cable Loss Preamp Factor APos TPos Remark MHz dBuV/m dBuV/m dBuV dB/m dB dB cm deg 1 5639.59 49.45 68.30 -18.85 40.36 33.55 9.01 33.47 371 166 PEAK 2 5650.17 47.56 68.43 -20.87 38.44 33.57 9.02 33.47 371 166 PEAK 3 5718.76 56.11 110.45 -54.34 46.77 33.69 9.11 33.46 371 166 PEAK 4 5720.06 55.83 110.94 -55.11 46.48 33.70 9.11 33.46 371 166 PEAK	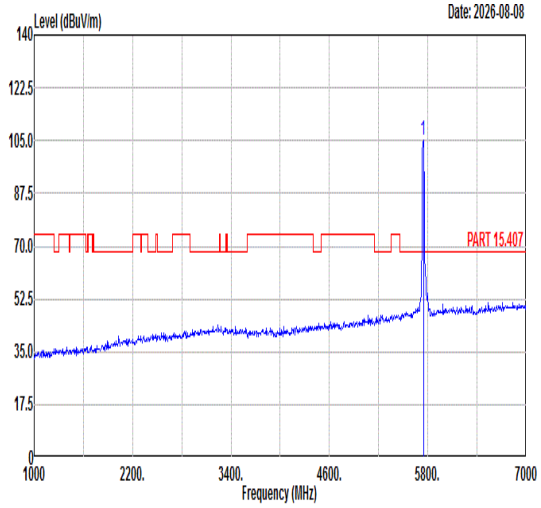 Freq Level Limit Line Margin (dB) Read Level Ant Factor Cable Loss Preamp Factor APos TPos Remark MHz dBuV/m dBuV/m dBuV dB/m dB dB cm deg 1 5745.00 105.20 ------ ------ 95.76 33.74 9.15 33.45 371 166 PEAK
Avg	Blank	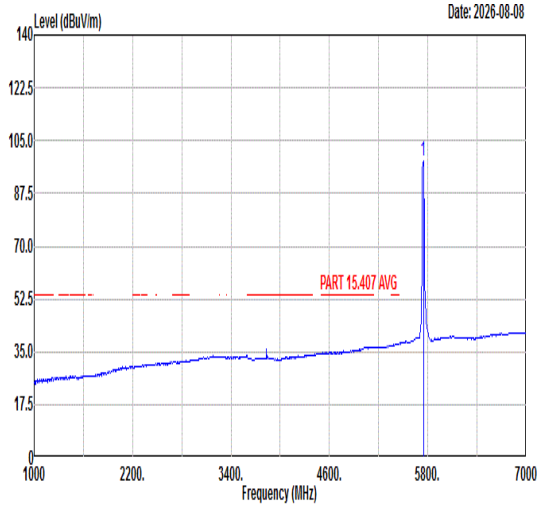 Freq Level Limit Line Margin (dB) Read Level Ant Factor Cable Loss Preamp Factor APos TPos Remark MHz dBuV/m dBuV/m dBuV dB/m dB dB cm deg 1 5745.00 98.13 ------ ------ 88.69 33.74 9.15 33.45 371 166 AVERAGE

Mode	28	
	Harmonic	
	U-NII-3_5.25-5.35_802.11a_CH149_5745MHz	
ANT	SISO	
Pol.	Horizontal	Vertical
Peak Avg	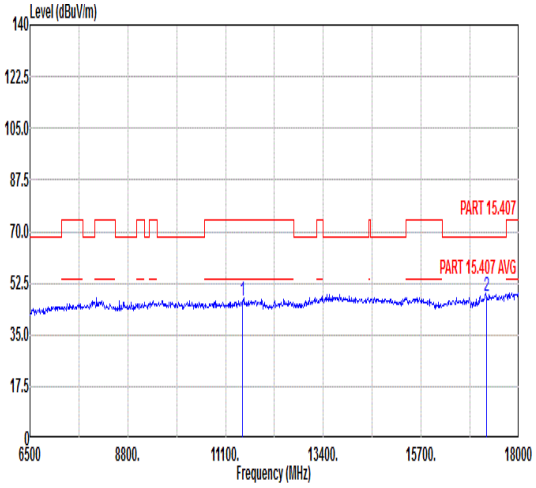 Freq Level Limit Line Margin Read Level Ant Factor Cable Loss Preamp Factor APos TPos Remark MHz dBuV/m dBuV/m dB dBuV dB/m dB dB cm deg 1 11490.00 46.49 74.00 -27.51 46.11 38.97 12.51 51.10 --- --- Peak 2 17235.00 47.94 68.30 -20.36 41.79 42.10 16.22 52.17 --- --- Peak	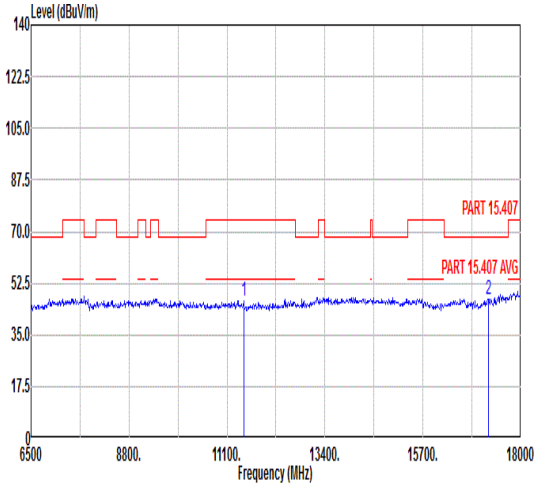 Freq Level Limit Line Margin Read Level Ant Factor Cable Loss Preamp Factor APos TPos Remark MHz dBuV/m dBuV/m dB dBuV dB/m dB dB cm deg 1 11490.00 46.52 74.00 -27.48 46.14 38.97 12.51 51.10 --- --- Peak 2 17235.00 47.26 68.30 -21.04 41.11 42.10 16.22 52.17 --- --- Peak

Mode	29	
	Harmonic	
	U-NII-3_5.25-5.35_802.11a_CH157_5785MHz	
ANT	SISO	
Pol.	Horizontal	Vertical
Peak Avg	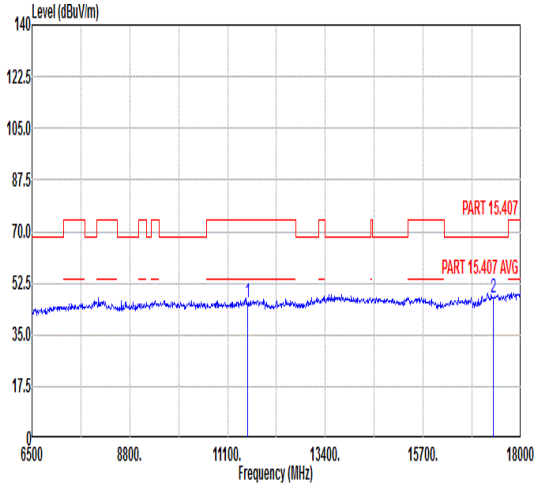 Freq Level Limit Line Margin Read Level Ant Factor Cable Loss Preamp Factor APos TPos Remark MHz dBuV/m dBuV/m dB dBuV dB/m dB dB cm deg 1 11570.00 45.74 74.00 -28.26 45.29 38.98 12.57 51.10 --- --- Peak 2 17355.00 47.55 68.30 -20.75 40.46 42.87 16.27 52.05 --- --- Peak	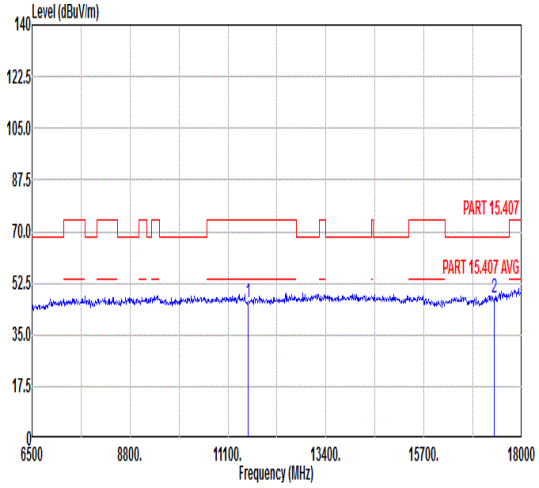 Freq Level Limit Line Margin Read Level Ant Factor Cable Loss Preamp Factor APos TPos Remark MHz dBuV/m dBuV/m dB dBuV dB/m dB dB cm deg 1 11570.00 45.83 74.00 -28.17 45.38 38.98 12.57 51.10 --- --- Peak 2 17355.00 47.66 68.30 -20.64 40.57 42.87 16.27 52.05 --- --- Peak

Mode	30	
	Band Edge	
	U-NII-3_5.25-5.35_802.11a_CH165_5825MHz	
ANT	SISO	
Pol.	Horizontal	Fundamental
Peak	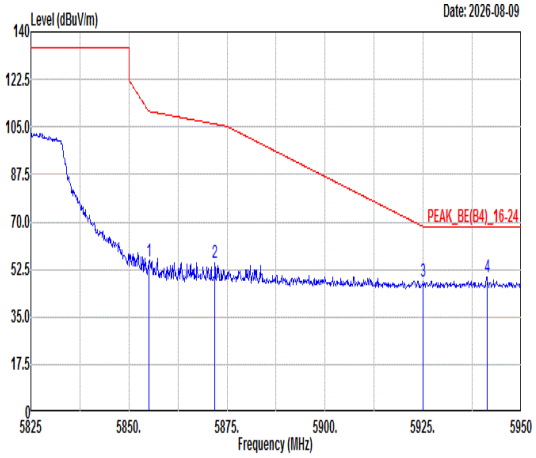 Freq Level Limit Line Margin (dB) Read Level Ant Factor Cable Loss Preamp Factor APos TPos Remark 1 5855.00 55.57 110.80 -55.23 45.76 33.94 9.30 33.43 249 82 PEAK 2 5871.88 55.12 106.07 -50.95 45.26 33.97 9.32 33.43 249 82 PEAK 3 5925.00 47.85 68.30 -20.45 37.82 34.06 9.39 33.42 249 82 PEAK 4 5941.25 49.54 68.30 -18.76 39.45 34.09 9.41 33.41 249 82 PEAK	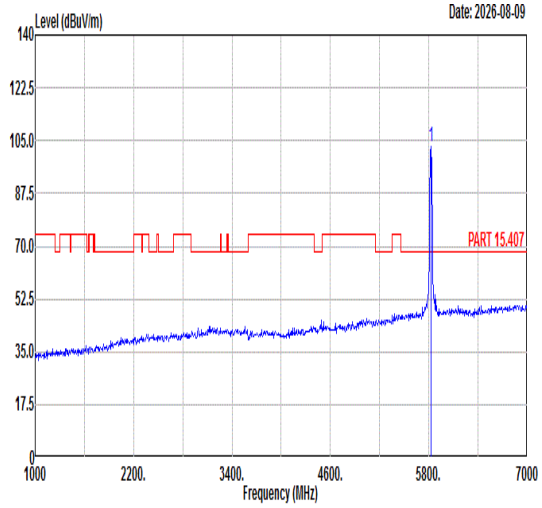 Freq Level Limit Line Margin (dB) Read Level Ant Factor Cable Loss Preamp Factor APos TPos Remark 1 5825.00 102.91 ------ ------ 93.19 33.89 9.26 33.43 249 82 PEAK
Avg	Blank	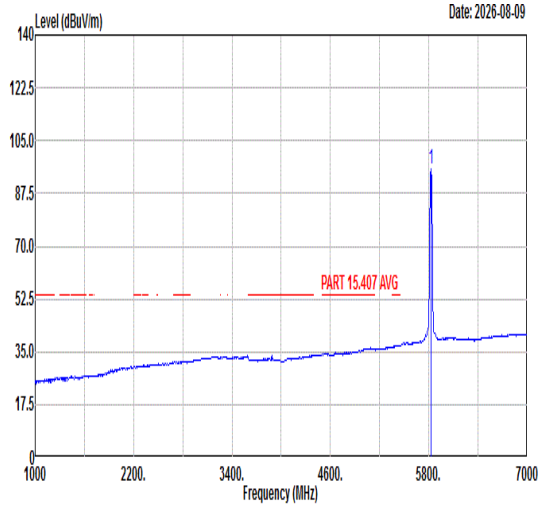 Freq Level Limit Line Margin (dB) Read Level Ant Factor Cable Loss Preamp Factor APos TPos Remark 1 5825.00 95.66 ------ ------ 85.97 33.88 9.25 33.44 249 82 AVERAGE

Mode	30	
	Band Edge	
	U-NII-3_5.25-5.35_802.11a_CH165_5825MHz	
ANT	SISO	
Pol.	Vertical	Fundamental
Peak	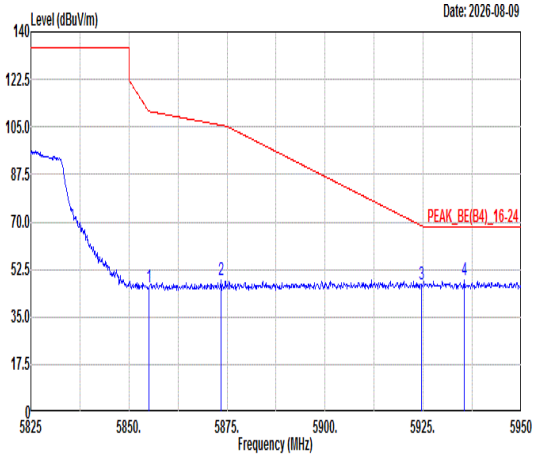 Freq Level Limit Line Margin (dB) Read Level Ant Factor Cable Loss Preamp Factor APos TPos Remark MHz dBuV/m dBuV/m dBuV dB/m dB dB cm deg 1 5855.00 46.16 110.80 -64.64 36.35 33.94 9.30 33.43 400 317 PEAK 2 5873.50 48.40 105.62 -57.22 38.54 33.97 9.32 33.43 400 317 PEAK 3 5924.50 47.04 68.67 -21.63 37.01 34.06 9.39 33.42 400 317 PEAK 4 5935.50 48.34 68.30 -19.96 38.27 34.08 9.40 33.41 400 317 PEAK	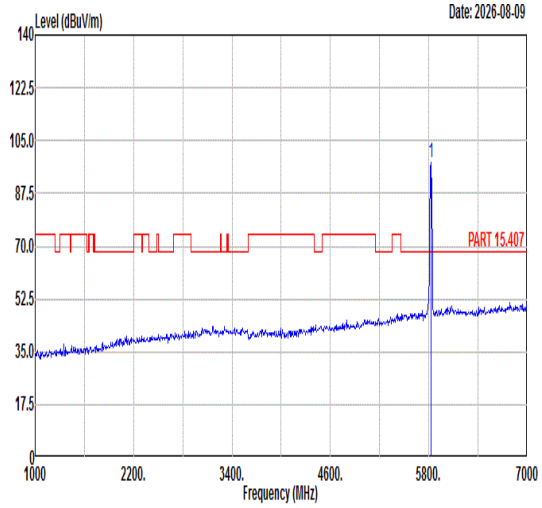 Freq Level Limit Line Margin (dB) Read Level Ant Factor Cable Loss Preamp Factor APos TPos Remark MHz dBuV/m dBuV/m dBuV dB/m dB dB cm deg 1 5825.00 97.87 ------ ------ 88.18 33.88 9.25 33.44 400 317 PEAK
Avg	Blank	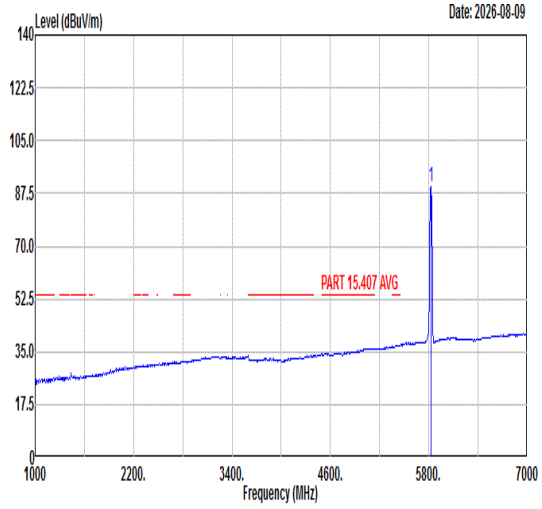 Freq Level Limit Line Margin (dB) Read Level Ant Factor Cable Loss Preamp Factor APos TPos Remark MHz dBuV/m dBuV/m dBuV dB/m dB dB cm deg 1 5825.00 89.57 ------ ------ 79.88 33.88 9.25 33.44 400 317 AVERAGE

Mode	30	
	Harmonic	
	U-NII-3_5.25-5.35_802.11a_CH165_5825MHz	
ANT	SISO	
Pol.	Horizontal	Vertical
Peak Avg	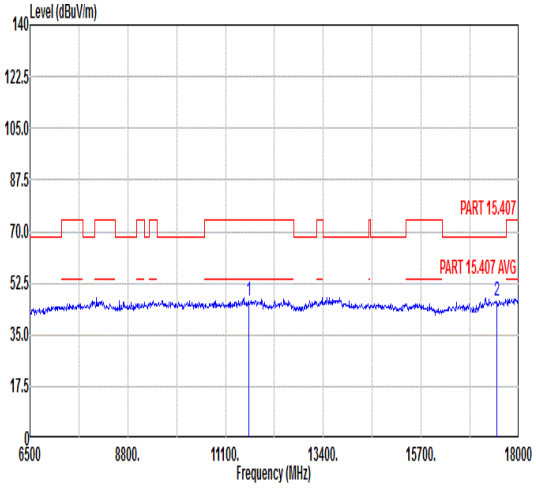 Freq Level Limit Line Margin Read Level Ant Factor Cable Loss Preamp Factor APos TPos Remark MHz dBuV/m dBuV/m dB dBuV dB/m dB dB cm deg 1 11650.00 46.31 74.00 -27.69 45.80 38.98 12.63 51.10 --- --- Peak 2 17475.00 46.36 68.30 -21.94 38.33 43.64 16.32 51.93 --- --- Peak	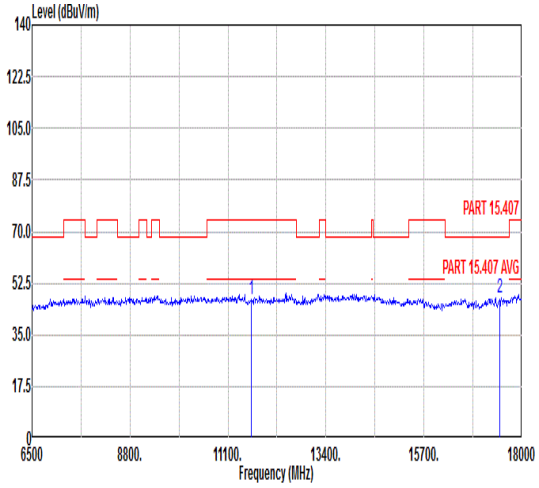 Freq Level Limit Line Margin Read Level Ant Factor Cable Loss Preamp Factor APos TPos Remark MHz dBuV/m dBuV/m dB dBuV dB/m dB dB cm deg 1 11650.00 46.81 74.00 -27.19 46.30 38.98 12.63 51.10 --- --- Peak 2 17475.00 47.75 68.30 -20.55 39.72 43.64 16.32 51.93 --- --- Peak

Mode	31	
	Band Edge	
	U-NII-3_5.25-5.35_802.11n HT20_CH149_Full_5745MHz	
ANT	SISO	
Pol.	Horizontal	Fundamental
Peak	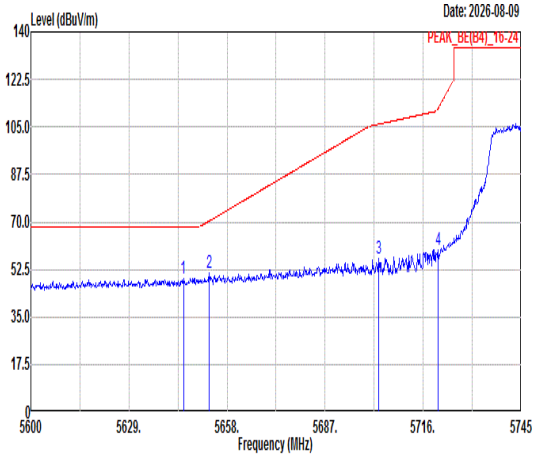 Freq Level Limit Line Margin (dB) Read Level Ant Factor Cable Loss Preamp Factor APos TPos Remark MHz dBuV/m dBuV/m dBuV dB/m dB dB cm deg 1 5645.10 49.38 68.30 -18.92 40.28 33.56 9.01 33.47 117 34 PEAK 2 5652.64 51.21 70.25 -19.04 42.09 33.57 9.02 33.47 117 34 PEAK 3 5702.81 56.58 105.99 -49.41 47.28 33.67 9.09 33.46 117 34 PEAK 4 5720.35 59.49 111.60 -52.11 50.13 33.70 9.12 33.46 117 34 PEAK	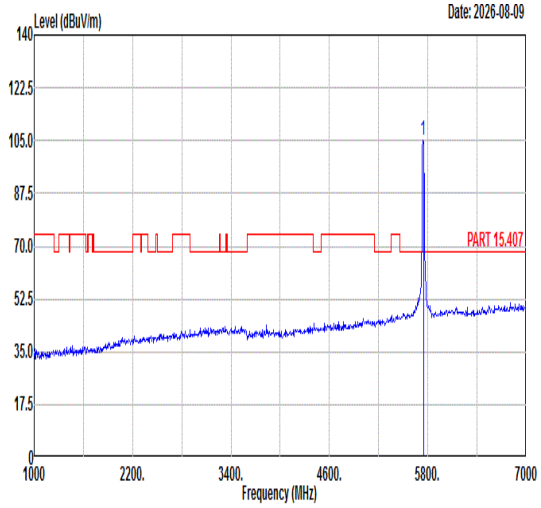 Freq Level Limit Line Margin (dB) Read Level Ant Factor Cable Loss Preamp Factor APos TPos Remark MHz dBuV/m dBuV/m dBuV dB/m dB dB cm deg 1 5745.00 105.02 ------ ------ 95.60 33.73 9.14 33.45 117 34 PEAK
Avg	Blank	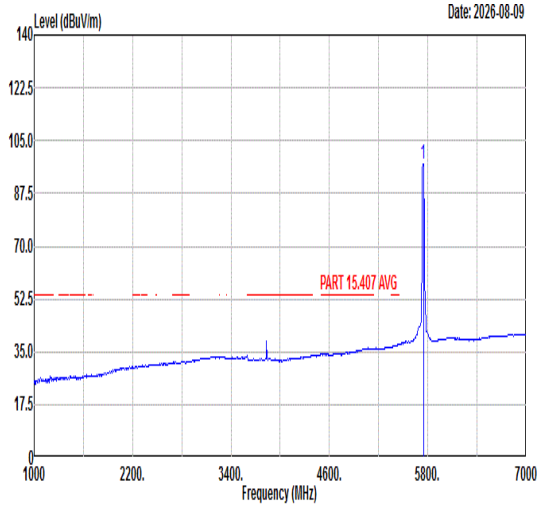 Freq Level Limit Line Margin (dB) Read Level Ant Factor Cable Loss Preamp Factor APos TPos Remark MHz dBuV/m dBuV/m dBuV dB/m dB dB cm deg 1 5745.00 97.35 ------ ------ 87.91 33.74 9.15 33.45 117 34 AVERAGE

Mode	31	
	Band Edge	
	U-NII-3_5.25-5.35_802.11n HT20_CH149_Full_5745MHz	
ANT	SISO	
Pol.	Vertical	Fundamental
Peak	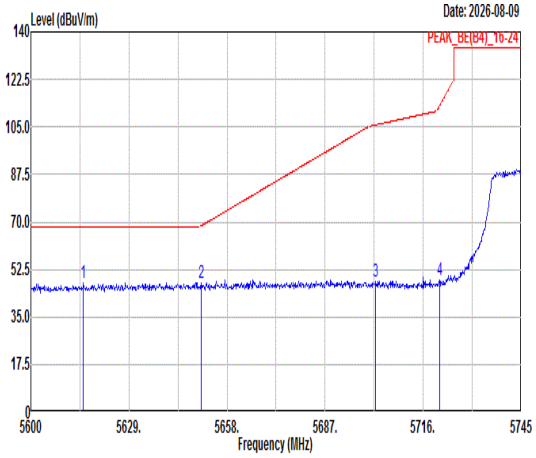 Freq Level Limit Line Margin (dB) Read Level Ant Factor Cable Loss Preamp Factor APos TPos Remark MHz dBuV/m dBuV/m dBuV dB/m dB dB cm deg 1 5615.52 47.54 68.30 -20.76 38.54 33.51 8.97 33.48 400 317 PEAK 2 5650.32 47.63 68.53 -20.90 38.51 33.57 9.02 33.47 400 317 PEAK 3 5701.94 48.19 105.74 -57.55 38.90 33.66 9.09 33.46 400 317 PEAK 4 5720.79 48.49 112.59 -64.10 39.13 33.70 9.12 33.46 400 317 PEAK	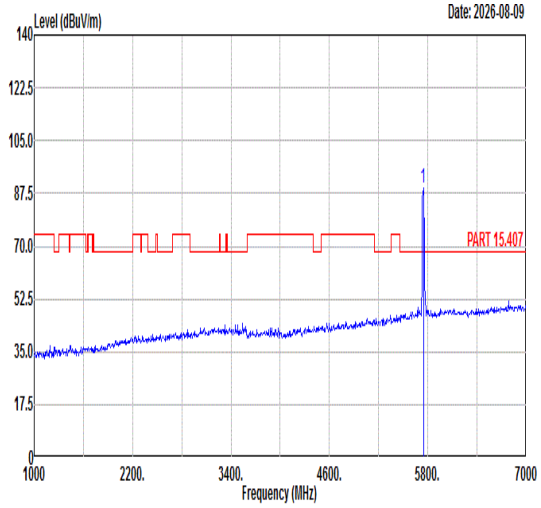 Freq Level Limit Line Margin (dB) Read Level Ant Factor Cable Loss Preamp Factor APos TPos Remark MHz dBuV/m dBuV/m dBuV dB/m dB dB cm deg 1 5745.00 89.07 ------ ------ 79.63 33.74 9.15 33.45 400 317 PEAK
Avg	Blank	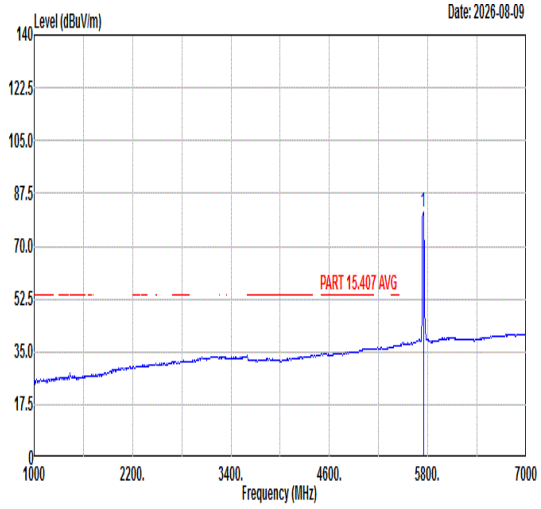 Freq Level Limit Line Margin (dB) Read Level Ant Factor Cable Loss Preamp Factor APos TPos Remark MHz dBuV/m dBuV/m dBuV dB/m dB dB cm deg 1 5745.00 81.44 ------ ------ 71.98 33.75 9.16 33.45 400 317 AVERAGE

Mode	31	
	Harmonic	
	U-NII-3_5.25-5.35_802.11n HT20_CH149_Full_5745MHz	
ANT	SISO	
Pol.	Horizontal	Vertical
Peak Avg	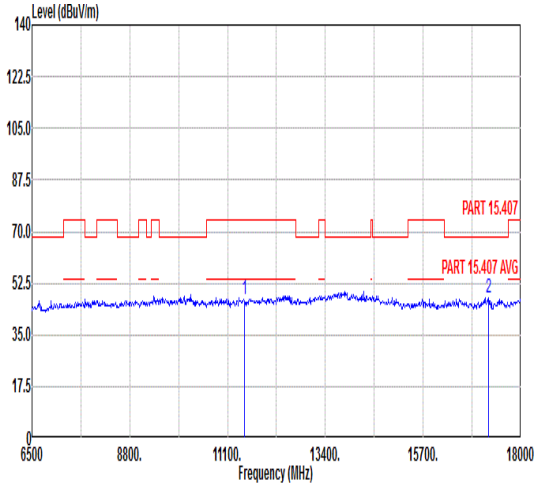 Freq Level Limit Line Margin Read Level Ant Factor Cable Loss Preamp Factor APos TPos Remark MHz dBuV/m dBuV/m dB dBuV dB/m dB dB cm deg 1 11490.00 47.13 74.00 -26.87 46.75 38.97 12.51 51.10 --- --- Peak 2 17235.00 47.80 68.30 -20.50 41.65 42.10 16.22 52.17 --- --- Peak	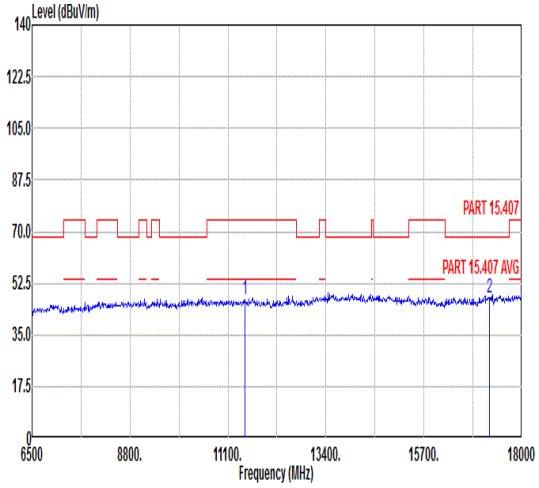 Freq Level Limit Line Margin Read Level Ant Factor Cable Loss Preamp Factor APos TPos Remark MHz dBuV/m dBuV/m dB dBuV dB/m dB dB cm deg 1 11490.00 47.05 74.00 -26.95 46.67 38.97 12.51 51.10 --- --- Peak 2 17235.00 47.44 68.30 -20.86 41.29 42.10 16.22 52.17 --- --- Peak

Mode	32	
	Harmonic	
	U-NII-3_5.25-5.35_802.11n HT20_CH157_Full_5785MHz	
ANT	SISO	
Pol.	Horizontal	Vertical
Peak Avg	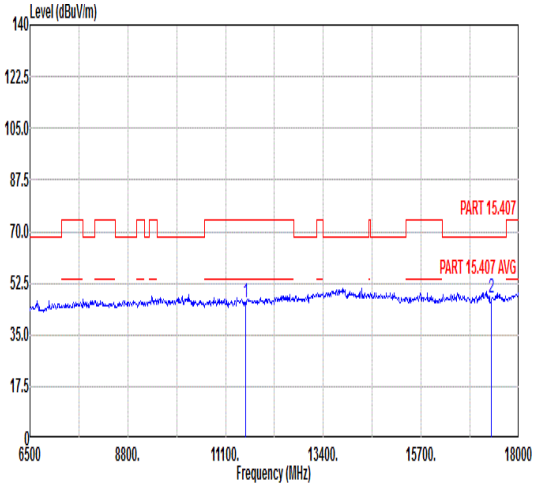 Freq Level Limit Line Margin Read Level Ant Factor Cable Loss Preamp Factor APos TPos Remark MHz dBuV/m dBuV/m dB dBuV dB/m dB dB cm deg 1 11570.00 45.88 74.00 -28.12 45.43 38.98 12.57 51.10 --- --- Peak 2 17355.00 47.46 68.30 -20.84 40.37 42.87 16.27 52.05 --- --- Peak	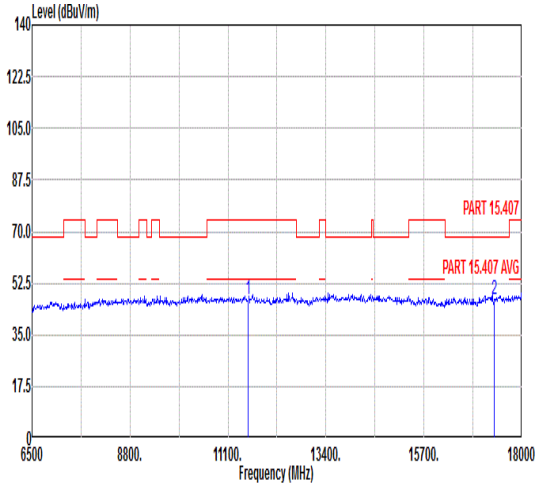 Freq Level Limit Line Margin Read Level Ant Factor Cable Loss Preamp Factor APos TPos Remark MHz dBuV/m dBuV/m dB dBuV dB/m dB dB cm deg 1 11570.00 46.91 74.00 -27.09 46.46 38.98 12.57 51.10 --- --- Peak 2 17355.00 47.27 68.30 -21.03 40.18 42.87 16.27 52.05 --- --- Peak

Mode	33	
	Band Edge	
	U-NII-3_5.25-5.35_802.11n HT20_CH165_Full_5825MHz	
ANT	SISO	
Pol.	Horizontal	Fundamental
Peak	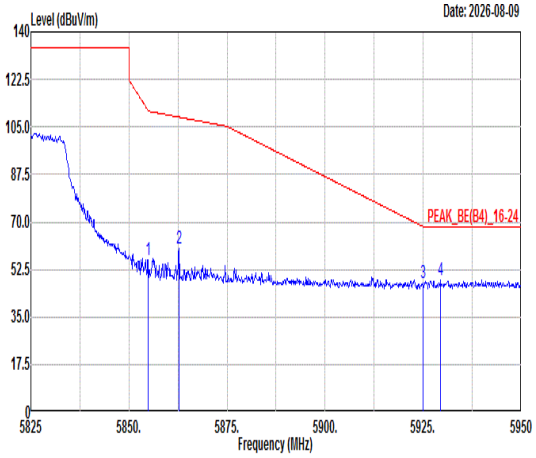 Freq Level Limit Line Margin (dB) Read Level Ant Factor Cable Loss Preamp Factor APos TPos Remark MHz dBuV/m dBuV/m dBuV dB/m dB dB cm deg 1 5854.88 56.08 111.08 -55.00 46.27 33.94 9.30 33.43 117 34 PEAK 2 5862.75 60.44 108.63 -48.19 50.61 33.95 9.31 33.43 117 34 PEAK 3 5925.00 47.55 68.30 -20.75 37.52 34.06 9.39 33.42 117 34 PEAK 4 5929.50 48.42 68.30 -19.88 38.36 34.07 9.40 33.41 117 34 PEAK	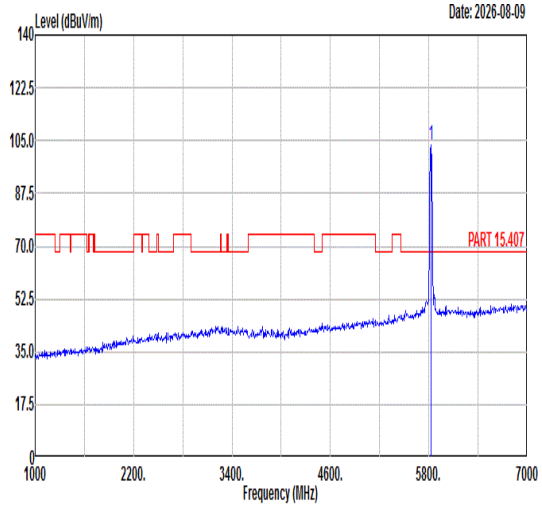 Freq Level Limit Line Margin (dB) Read Level Ant Factor Cable Loss Preamp Factor APos TPos Remark MHz dBuV/m dBuV/m dBuV dB/m dB dB cm deg 1 5825.00 103.50 ------ ------ 93.81 33.88 9.25 33.44 117 34 PEAK
Avg	Blank	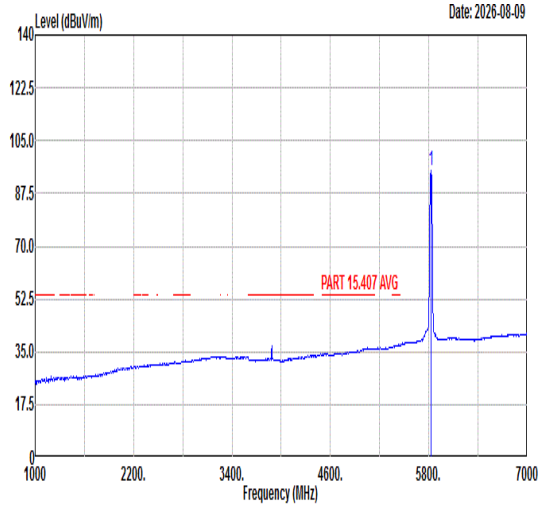 Freq Level Limit Line Margin (dB) Read Level Ant Factor Cable Loss Preamp Factor APos TPos Remark MHz dBuV/m dBuV/m dBuV dB/m dB dB cm deg 1 5825.00 95.11 ------ ------ 85.42 33.88 9.25 33.44 117 34 AVERAGE

Mode	33	
	Band Edge	
	U-NII-3_5.25-5.35_802.11n HT20_CH165_Full_5825MHz	
ANT	SISO	
Pol.	Vertical	Fundamental
Peak	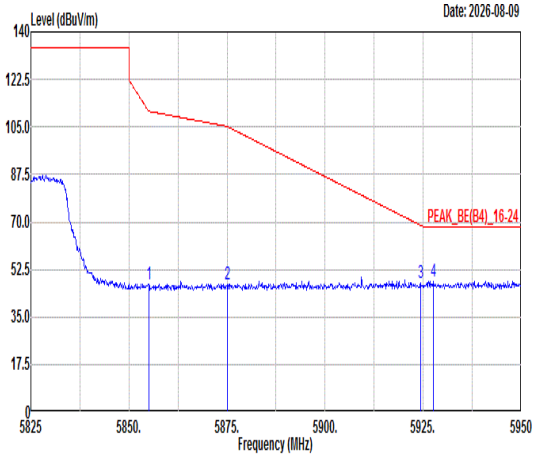 Freq Level Limit Line Margin (dB) Read Level Ant Factor Cable Loss Preamp Factor APos TPos Remark MHz dBuV/m dBuV/m dBuV dB/m dB dB cm deg 1 5855.00 47.21 110.80 -63.59 37.40 33.94 9.30 33.43 300 102 PEAK 2 5875.00 47.10 105.20 -58.10 37.23 33.97 9.32 33.42 300 102 PEAK 3 5924.38 47.38 68.76 -21.38 37.35 34.06 9.39 33.42 300 102 PEAK 4 5927.63 48.32 68.30 -19.98 38.27 34.07 9.39 33.41 300 102 PEAK	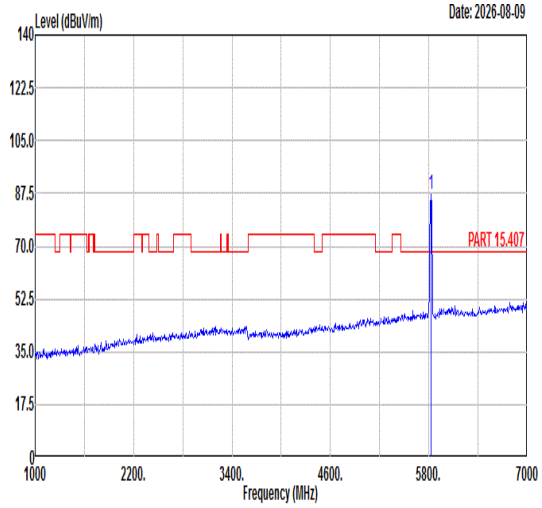 Freq Level Limit Line Margin (dB) Read Level Ant Factor Cable Loss Preamp Factor APos TPos Remark MHz dBuV/m dBuV/m dBuV dB/m dB dB cm deg 1 5825.00 87.32 ------ ------ 77.60 33.89 9.26 33.43 300 102 PEAK
Avg	Blank	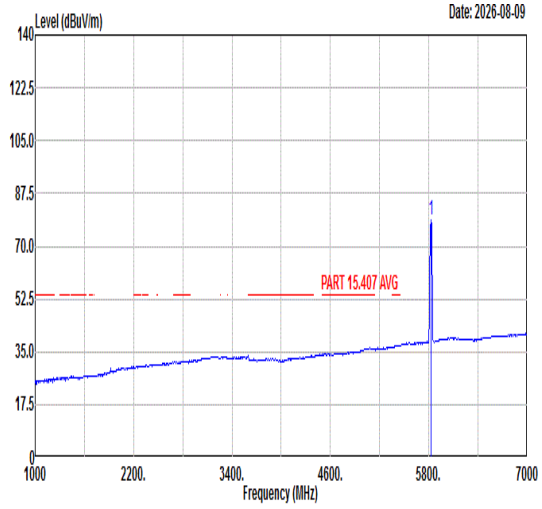 Freq Level Limit Line Margin (dB) Read Level Ant Factor Cable Loss Preamp Factor APos TPos Remark MHz dBuV/m dBuV/m dBuV dB/m dB dB cm deg 1 5825.00 78.83 ------ ------ 69.11 33.89 9.26 33.43 300 102 AVERAGE

Mode	33	
	Harmonic	
	U-NII-3_5.25-5.35_802.11n HT20_CH165_Full_5825MHz	
ANT	SISO	
Pol.	Horizontal	Vertical
Peak Avg	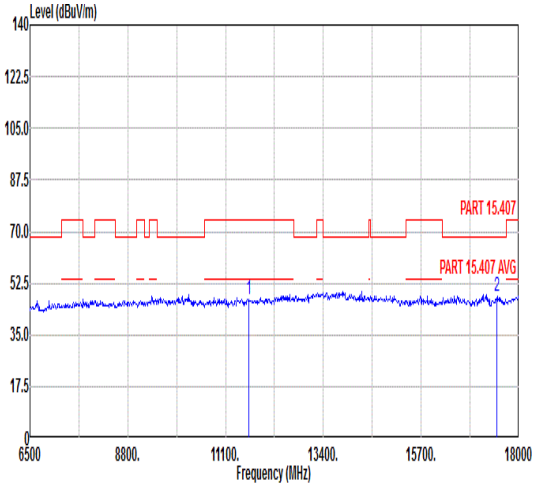 Freq Level Limit Line Margin Read Level Ant Factor Cable Loss Preamp Factor APos TPos Remark MHz dBuV/m dBuV/m dB dBuV dB/m dB dB cm deg 1 11650.00 46.82 74.00 -27.18 46.31 38.98 12.63 51.10 --- --- Peak 2 17475.00 47.94 68.30 -20.36 39.91 43.64 16.32 51.93 --- --- Peak	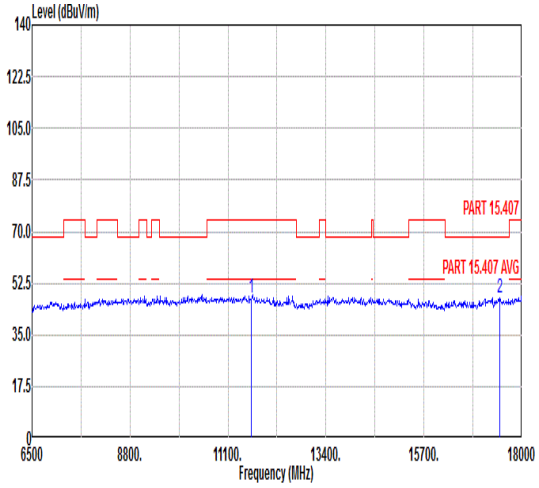 Freq Level Limit Line Margin Read Level Ant Factor Cable Loss Preamp Factor APos TPos Remark MHz dBuV/m dBuV/m dB dBuV dB/m dB dB cm deg 1 11650.00 47.52 74.00 -26.48 47.01 38.98 12.63 51.10 --- --- Peak 2 17475.00 47.32 68.30 -20.98 39.29 43.64 16.32 51.93 --- --- Peak

Mode	34	
	Band Edge - L	
	U-NII-3_5.25-5.35_802.11n HT40_CH151_Full_5755MHz	
ANT	SISO	
Pol.	Horizontal	Fundamental
Peak	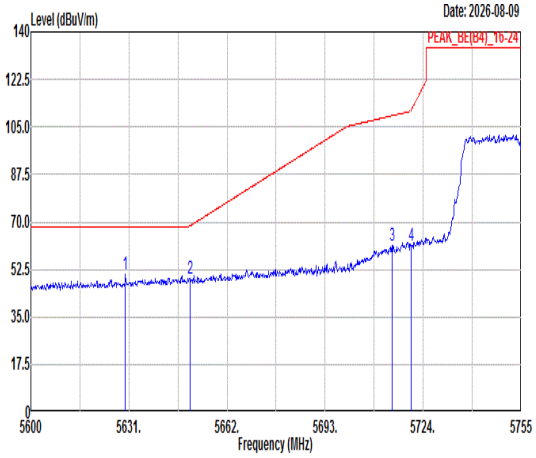 Freq Level Limit Line Margin (dB) Read Level Ant Factor Cable Loss Preamp Factor APos TPos Remark 1 5629.92 50.81 68.30 -17.49 41.76 33.53 8.99 33.47 100 83 PEAK 2 5650.22 49.39 68.46 -19.07 40.27 33.57 9.02 33.47 100 83 PEAK 3 5714.08 61.28 109.14 -47.86 51.94 33.69 9.11 33.46 100 83 PEAK 4 5720.28 61.34 111.44 -50.10 51.98 33.70 9.12 33.46 100 83 PEAK	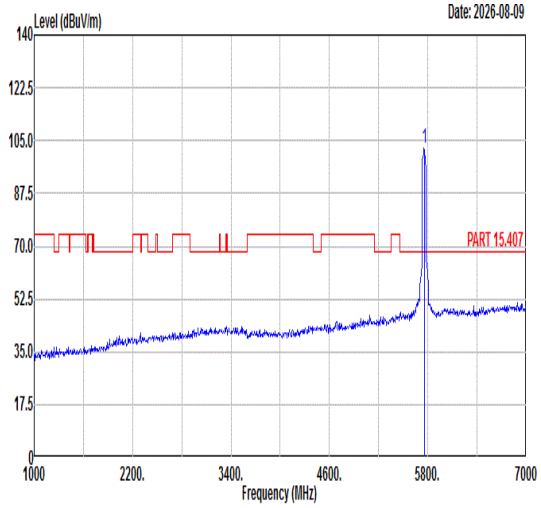 Freq Level Limit Line Margin (dB) Read Level Ant Factor Cable Loss Preamp Factor APos TPos Remark 1 5755.00 102.29 ------ ------ 92.83 33.75 9.16 33.45 100 83 PEAK
Avg	Blank	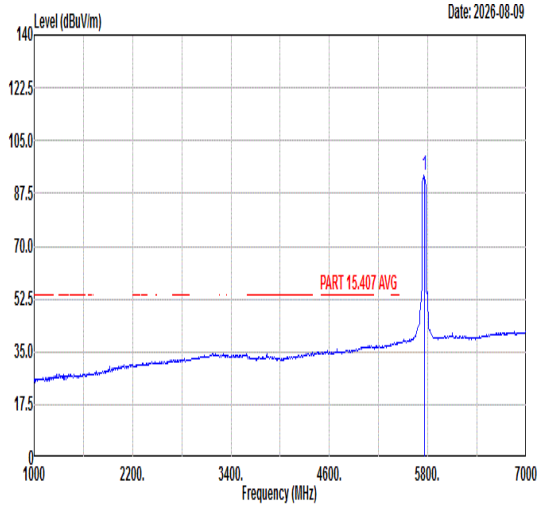 Freq Level Limit Line Margin (dB) Read Level Ant Factor Cable Loss Preamp Factor APos TPos Remark 1 5755.00 93.39 ------ ------ 83.93 33.75 9.16 33.45 100 83 AVERAGE

Mode	34	
	Band Edge - R	
	U-NII-3_5.25-5.35_802.11n HT40_CH151_Full_5755MHz	
ANT	SISO	
Pol.	Horizontal	Fundamental
Peak	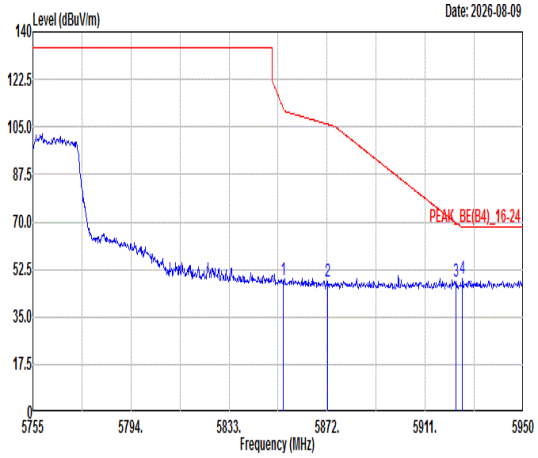 Freq Level Limit Line Margin (dB) Read Level Ant Factor Cable Loss Preamp Factor APos TPos Remark MHz dBuV/m dBuV/m dBuV dB/m dB dB cm deg 1 5854.65 48.56 111.61 -63.05 38.75 33.94 9.30 33.43 100 83 PEAK 2 5872.20 48.17 105.98 -57.81 38.31 33.97 9.32 33.43 100 83 PEAK 3 5923.29 47.94 69.56 -21.62 37.91 34.06 9.39 33.42 100 83 PEAK 4 5925.82 49.18 68.30 -19.12 39.13 34.07 9.39 33.41 100 83 PEAK	Blank

Mode	34	
	Band Edge - L	
	U-NII-3_5.25-5.35_802.11n HT40_CH151_Full_5755MHz	
ANT	SISO	
Pol.	Vertical	Fundamental
Peak	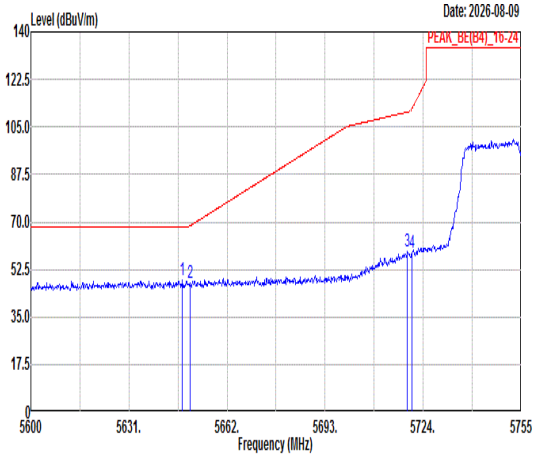 Freq Level Limit Line Margin (dB) Read Level Ant Factor Cable Loss Preamp Factor APos TPos Remark MHz dBuV/m dBuV/m dBuV dB/m dB dB cm deg 1 5647.90 48.59 68.30 -19.71 39.47 33.57 9.02 33.47 338 360 PEAK 2 5650.22 47.68 68.46 -20.78 38.56 33.57 9.02 33.47 338 360 PEAK 3 5719.04 59.39 110.53 -51.14 50.05 33.69 9.11 33.46 338 360 PEAK 4 5720.44 58.67 111.79 -53.12 49.31 33.70 9.12 33.46 338 360 PEAK	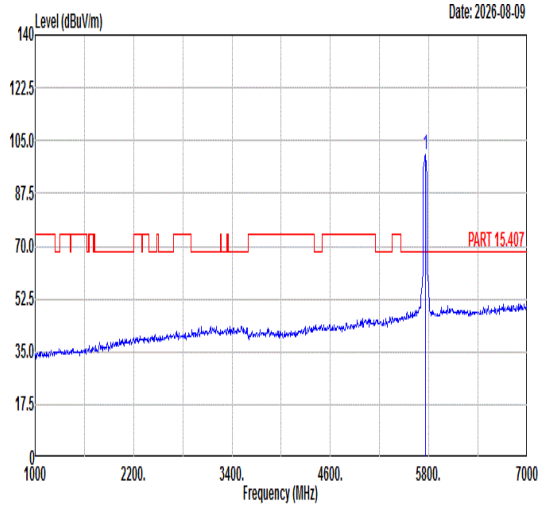 Freq Level Limit Line Margin (dB) Read Level Ant Factor Cable Loss Preamp Factor APos TPos Remark MHz dBuV/m dBuV/m dBuV dB/m dB dB cm deg 1 5755.00 100.51 ------ ------ 91.03 33.76 9.17 33.45 338 360 PEAK
Avg	Blank	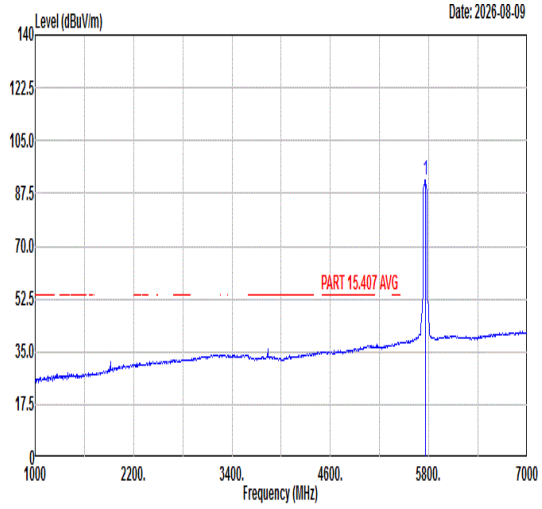 Freq Level Limit Line Margin (dB) Read Level Ant Factor Cable Loss Preamp Factor APos TPos Remark MHz dBuV/m dBuV/m dBuV dB/m dB dB cm deg 1 5755.00 91.92 ------ ------ 82.44 33.76 9.17 33.45 338 360 AVERAGE

Mode	34	
	Band Edge - R	
	U-NII-3_5.25-5.35_802.11n HT40_CH151_Full_5755MHz	
ANT	SISO	
Pol.	Vertical	Fundamental
Peak	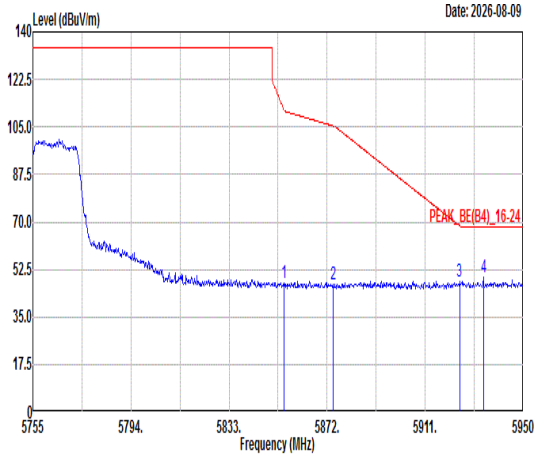 Freq Level Limit Line Margin (dB) Read Level Ant Factor Cable Loss Preamp Factor APos TPos Remark MHz dBuV/m dBuV/m dBuV dB/m dB dB cm deg 1 5854.84 47.33 111.17 -63.84 37.52 33.94 9.30 33.43 338 360 PEAK 2 5874.54 46.78 105.33 -58.55 36.92 33.97 9.32 33.43 338 360 PEAK 3 5924.65 47.87 68.56 -20.69 37.84 34.06 9.39 33.42 338 360 PEAK 4 5934.21 49.56 68.30 -18.74 39.49 34.08 9.40 33.41 338 360 PEAK	Blank

Mode	34	
	Harmonic	
	U-NII-3_5.25-5.35_802.11n HT40_CH151_Full_5755MHz	
ANT	SISO	
Pol.	Horizontal	Vertical
Peak Avg	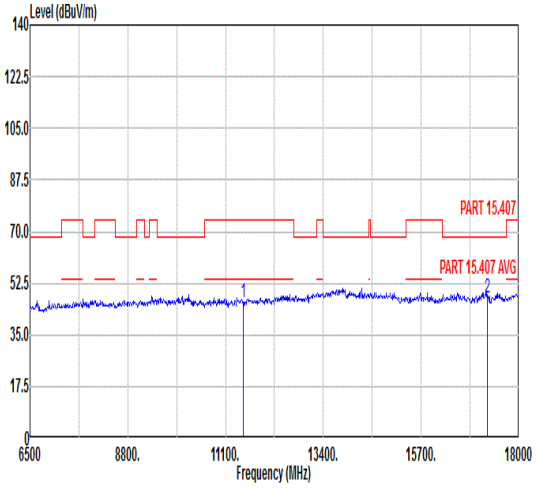 Freq Level Limit Line Margin Read Level Ant Factor Cable Loss Preamp Factor APos TPos Remark MHz dBuV/m dBuV/m dB dBuV dB/m dB dB cm deg 1 11510.00 46.10 74.00 -27.90 45.70 38.98 12.52 51.10 --- --- Peak 2 17265.00 47.46 68.30 -20.84 41.07 42.30 16.23 52.14 --- --- Peak	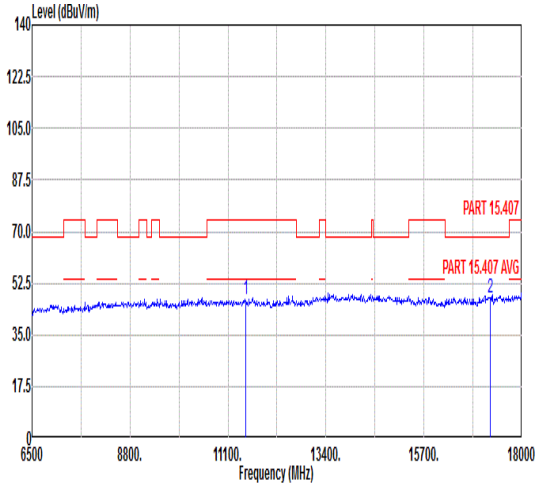 Freq Level Limit Line Margin Read Level Ant Factor Cable Loss Preamp Factor APos TPos Remark MHz dBuV/m dBuV/m dB dBuV dB/m dB dB cm deg 1 11510.00 47.05 74.00 -26.95 46.65 38.98 12.52 51.10 --- --- Peak 2 17265.00 47.42 68.30 -20.88 41.03 42.30 16.23 52.14 --- --- Peak

Mode	35	
	Band Edge - L	
	U-NII-3_5.25-5.35_802.11n HT40_CH159_Full_5795MHz	
ANT	SISO	
Pol.	Horizontal	Fundamental
Peak	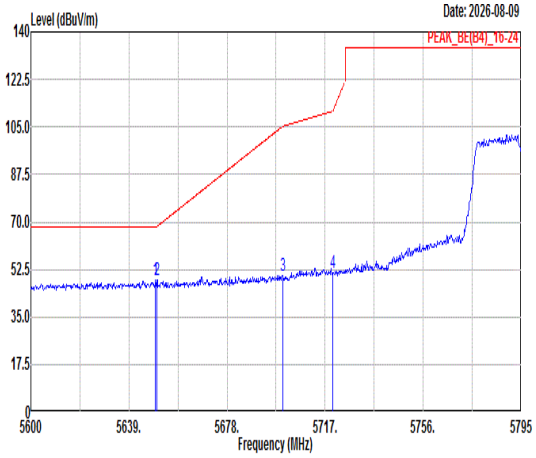 Freq Level Limit Line Margin (dB) Read Level Ant Factor Cable Loss Preamp Factor APos TPos Remark MHz dBuV/m dBuV/m dBuV dB/m dB dB cm deg 1 5649.53 48.35 68.30 -19.95 39.23 33.57 9.02 33.47 100 83 PEAK 2 5650.12 48.53 68.39 -19.86 39.41 33.57 9.02 33.47 100 83 PEAK 3 5700.04 50.29 105.21 -54.92 41.00 33.66 9.09 33.46 100 83 PEAK 4 5720.12 51.00 111.07 -60.07 41.65 33.70 9.11 33.46 100 83 PEAK	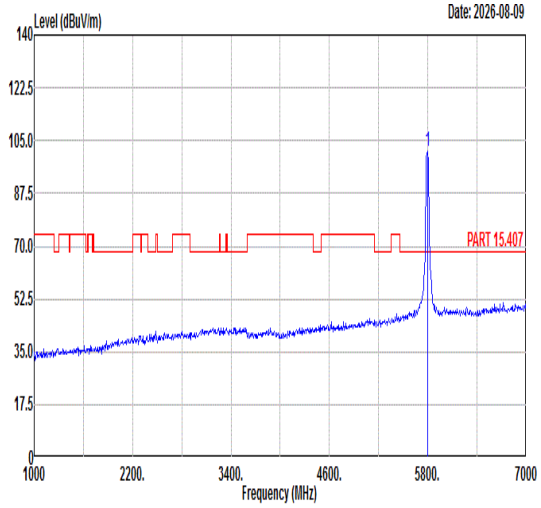 Freq Level Limit Line Margin (dB) Read Level Ant Factor Cable Loss Preamp Factor APos TPos Remark MHz dBuV/m dBuV/m dBuV dB/m dB dB cm deg 1 5795.00 101.26 ------ ------ 91.66 33.83 9.21 33.44 100 83 PEAK
Avg	Blank	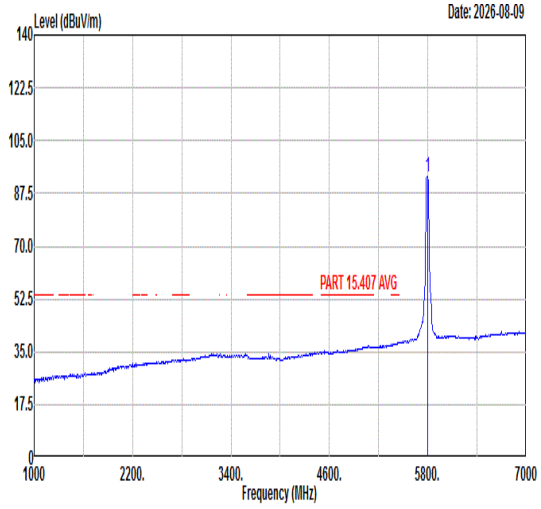 Freq Level Limit Line Margin (dB) Read Level Ant Factor Cable Loss Preamp Factor APos TPos Remark MHz dBuV/m dBuV/m dBuV dB/m dB dB cm deg 1 5795.00 92.80 ------ ------ 83.21 33.82 9.21 33.44 100 83 AVERAGE

Mode	35	
	Band Edge - R	
	U-NII-3_5.25-5.35_802.11n HT40_CH159_Full_5795MHz	
ANT	SISO	
Pol.	Horizontal	Fundamental
Peak	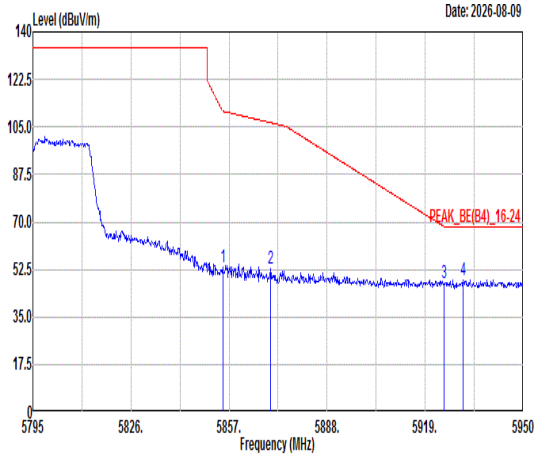 Freq Level Limit Line Margin (dB) Read Level Ant Factor Cable Loss Preamp Factor APos TPos Remark MHz dBuV/m dBuV/m dBuV dB/m dB dB cm deg 1 5854.99 53.31 110.83 -57.52 43.50 33.94 9.30 33.43 100 83 PEAK 2 5870.02 53.09 106.59 -53.50 43.23 33.97 9.32 33.43 100 83 PEAK 3 5924.89 47.71 68.38 -20.67 37.68 34.06 9.39 33.42 100 83 PEAK 4 5930.94 48.79 68.30 -19.51 38.72 34.08 9.40 33.41 100 83 PEAK	Blank

Mode	35	
	Band Edge - L	
	U-NII-3_5.25-5.35_802.11n HT40_CH159_Full_5795MHz	
ANT	SISO	
Pol.	Vertical	Fundamental
Peak	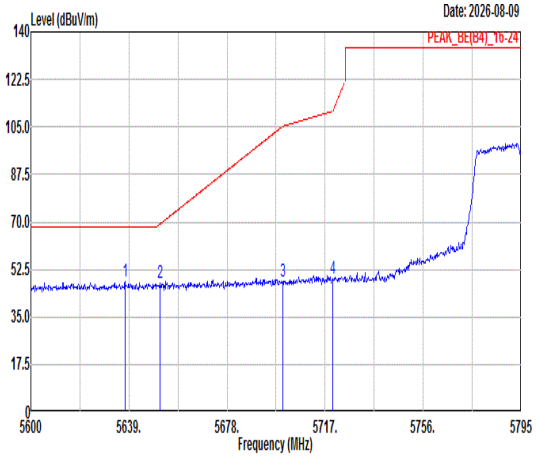 Freq Level Limit Line Margin (dB) Read Level Ant Factor Cable Loss Preamp Factor APos TPos Remark MHz dBuV/m dBuV/m dBuV dB/m dB dB cm deg 1 5637.44 48.01 68.30 -20.29 38.93 33.55 9.00 33.47 331 0 PEAK 2 5651.29 47.36 69.25 -21.89 38.24 33.57 9.02 33.47 331 0 PEAK 3 5700.23 48.34 105.26 -56.92 39.05 33.66 9.09 33.46 331 0 PEAK 4 5720.12 48.96 111.07 -62.11 39.61 33.70 9.11 33.46 331 0 PEAK	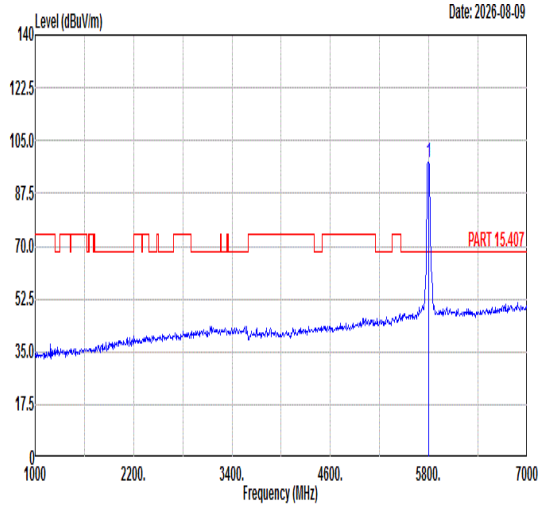 Freq Level Limit Line Margin (dB) Read Level Ant Factor Cable Loss Preamp Factor APos TPos Remark MHz dBuV/m dBuV/m dBuV dB/m dB dB cm deg 1 5795.00 97.99 ------ ------ 88.39 33.83 9.21 33.44 331 0 PEAK
Avg	Blank	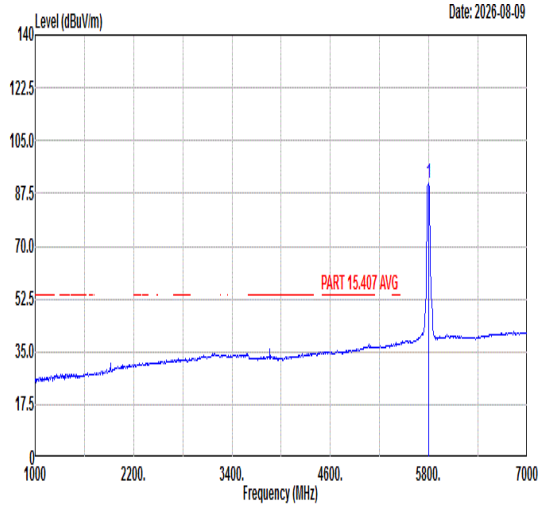 Freq Level Limit Line Margin (dB) Read Level Ant Factor Cable Loss Preamp Factor APos TPos Remark MHz dBuV/m dBuV/m dBuV dB/m dB dB cm deg 1 5795.00 90.72 ------ ------ 81.12 33.83 9.21 33.44 331 0 AVERAGE

Mode	35	
	Band Edge - R	
	U-NII-3_5.25-5.35_802.11n HT40_CH159_Full_5795MHz	
ANT	SISO	
Pol.	Vertical	Fundamental
Peak	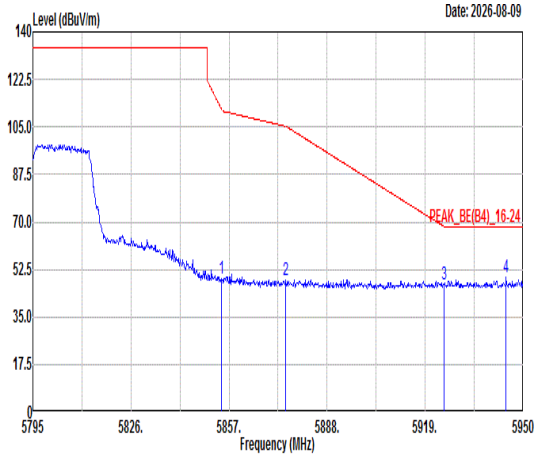 Freq Level Limit Line Margin (dB) Read Level Ant Factor Cable Loss Preamp Factor APos TPos Remark MHz dBuV/m dBuV/m dBuV dB/m dB dB cm deg 1 5854.68 49.21 111.54 -62.33 39.40 33.94 9.30 33.43 331 0 PEAK 2 5874.98 48.85 105.21 -56.36 38.99 33.97 9.32 33.43 331 0 PEAK 3 5924.89 46.89 68.38 -21.49 36.86 34.06 9.39 33.42 331 0 PEAK 4 5944.58 49.42 68.30 -18.88 39.31 34.10 9.42 33.41 331 0 PEAK	Blank

Mode	35	
	Harmonic	
	U-NII-3_5.25-5.35_802.11n HT40_CH159_Full_5795MHz	
ANT	SISO	
Pol.	Horizontal	Vertical
Peak Avg	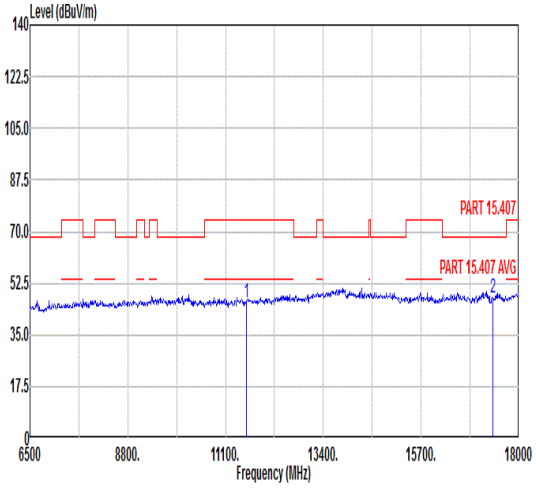 Freq Level Limit Line Margin Read Level Ant Factor Cable Loss Preamp Factor APos TPos Remark MHz dBuV/m dBuV/m dB dBuV dB/m dB dB cm deg 1 11590.00 46.02 74.00 -27.98 45.55 38.98 12.59 51.10 --- --- Peak 2 17385.00 47.65 68.30 -20.65 40.32 43.06 16.29 52.02 --- --- Peak	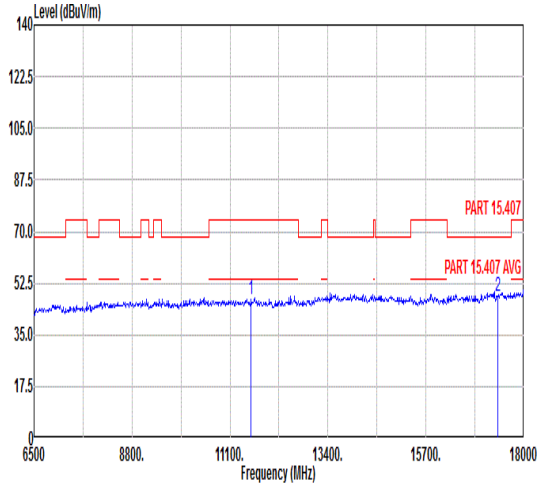 Freq Level Limit Line Margin Read Level Ant Factor Cable Loss Preamp Factor APos TPos Remark MHz dBuV/m dBuV/m dB dBuV dB/m dB dB cm deg 1 11590.00 47.26 74.00 -26.74 46.79 38.98 12.59 51.10 --- --- Peak 2 17385.00 47.96 68.30 -20.34 40.63 43.06 16.29 52.02 --- --- Peak

Mode	36	
	Band Edge - L	
	U-NII-3_5.25-5.35_802.11ac VHT80_CH155_Full_5775MHz	
ANT	SISO	
Pol.	Horizontal	Fundamental
Peak	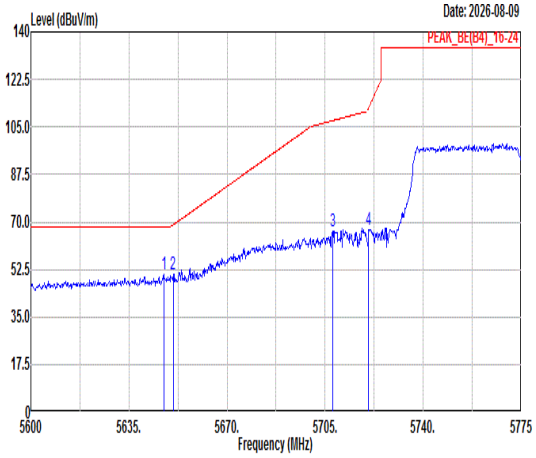 Freq Level Limit Line Margin (dB) Read Level Ant Factor Cable Loss Preamp Factor APos TPos Remark 1 5647.43 50.63 68.30 -17.67 41.51 33.57 9.02 33.47 100 31 PEAK 2 5650.75 50.73 68.86 -18.13 41.61 33.57 9.02 33.47 100 31 PEAK 3 5707.80 66.71 107.39 -40.68 57.40 33.67 9.10 33.46 100 31 PEAK 4 5720.58 66.95 112.11 -45.16 57.59 33.70 9.12 33.46 100 31 PEAK	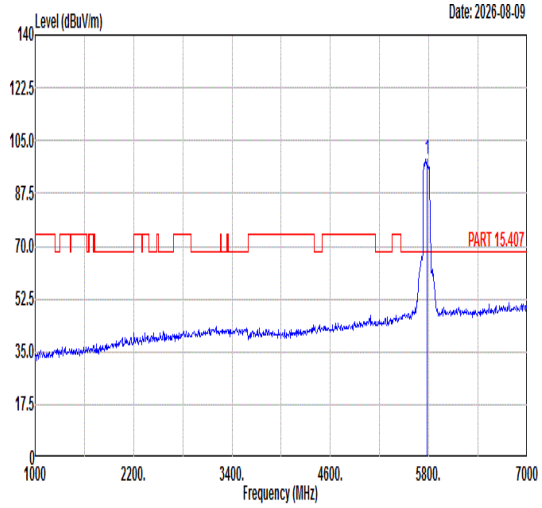 Freq Level Limit Line Margin (dB) Read Level Ant Factor Cable Loss Preamp Factor APos TPos Remark 1 5775.00 98.91 ------ ------ 89.41 33.78 9.17 33.45 100 31 PEAK
Avg	Blank	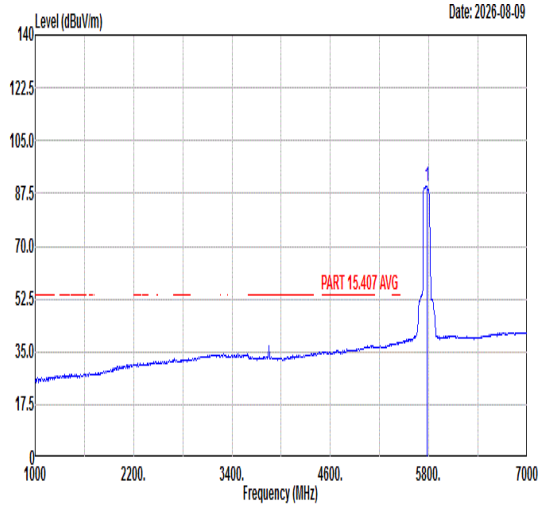 Freq Level Limit Line Margin (dB) Read Level Ant Factor Cable Loss Preamp Factor APos TPos Remark 1 5775.00 89.92 ------ ------ 80.35 33.81 9.20 33.44 100 31 AVERAGE

Mode	36	
	Band Edge - R	
	U-NII-3_5.25-5.35_802.11ac VHT80_CH155_Full_5775MHz	
ANT	SISO	
Pol.	Horizontal	Fundamental
Peak	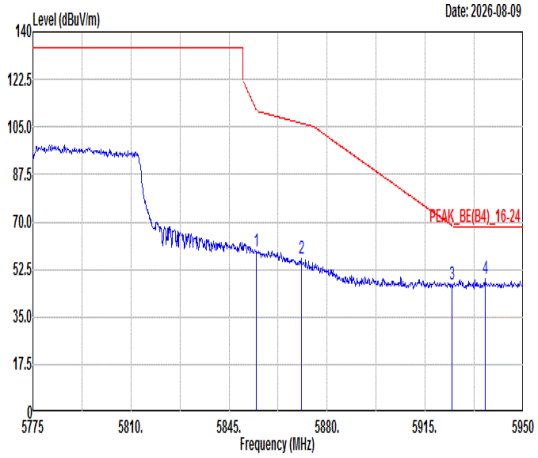 Freq Level Limit Line Margin (dB) Read Level Ant Factor Cable Loss Preamp Factor APos TPos Remark MHz dBuV/m dBuV/m dBuV dB/m dB dB cm deg 1 5854.80 59.02 111.26 -52.24 49.21 33.94 9.30 33.43 100 31 PEAK 2 5870.73 56.73 106.40 -49.67 46.87 33.97 9.32 33.43 100 31 PEAK 3 5924.45 47.05 68.70 -21.65 37.02 34.06 9.39 33.42 100 31 PEAK 4 5936.35 49.05 68.30 -19.25 38.97 34.09 9.40 33.41 100 31 PEAK	Blank

Mode	36	
	Band Edge - L	
	U-NII-3_5.25-5.35_802.11ac VHT80_CH155_Full_5775MHz	
ANT	SISO	
Pol.	Vertical	Fundamental
Peak	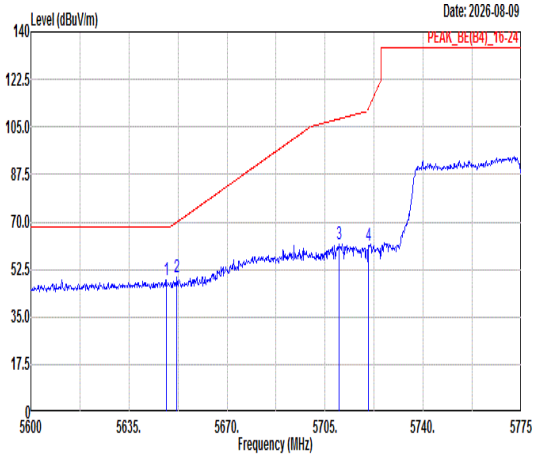 Freq Level Limit Line Margin (dB) Read Level Ant Factor Cable Loss Preamp Factor APos TPos Remark MHz dBuV/m dBuV/m dBuV dB/m dB dB cm deg 1 5648.30 48.48 68.30 -19.82 39.36 33.57 9.02 33.47 331 0 PEAK 2 5652.15 49.47 69.89 -20.42 40.35 33.57 9.02 33.47 331 0 PEAK 3 5709.90 61.92 107.97 -46.05 52.60 33.68 9.10 33.46 331 0 PEAK 4 5720.58 61.27 112.11 -50.84 51.91 33.70 9.12 33.46 331 0 PEAK	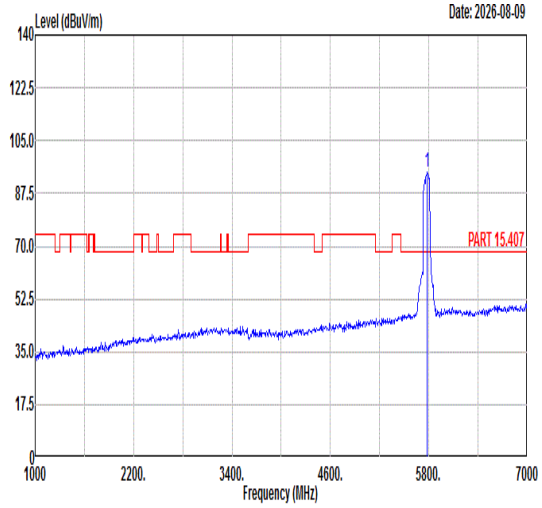 Freq Level Limit Line Margin (dB) Read Level Ant Factor Cable Loss Preamp Factor APos TPos Remark MHz dBuV/m dBuV/m dBuV dB/m dB dB cm deg 1 5775.00 94.32 ------ ------ 84.75 33.81 9.20 33.44 331 0 PEAK
Avg	Blank	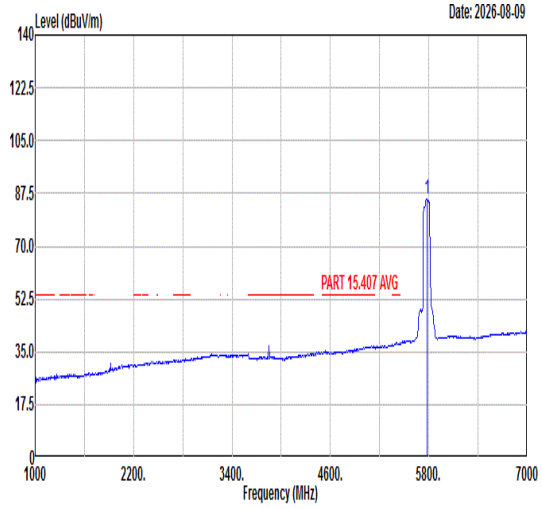 Freq Level Limit Line Margin (dB) Read Level Ant Factor Cable Loss Preamp Factor APos TPos Remark MHz dBuV/m dBuV/m dBuV dB/m dB dB cm deg 1 5775.00 85.77 ------ ------ 76.20 33.81 9.20 33.44 331 0 AVERAGE

Mode	36	
	Band Edge - R	
	U-NII-3_5.25-5.35_802.11ac VHT80_CH155_Full_5775MHz	
ANT	SISO	
Pol.	Vertical	Fundamental
Peak	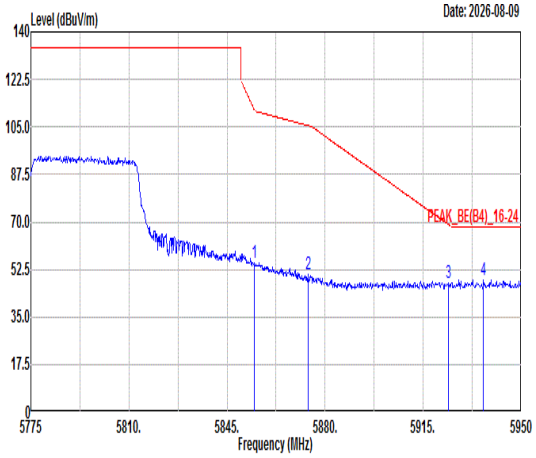 Freq Level Limit Line Margin (dB) Read Level Ant Factor Cable Loss Preamp Factor APos TPos Remark MHz dBuV/m dBuV/m dBuV dB/m dB dB cm deg 1 5854.80 54.82 111.26 -56.44 45.01 33.94 9.30 33.43 331 0 PEAK 2 5873.88 50.98 105.51 -54.53 41.12 33.97 9.32 33.43 331 0 PEAK 3 5924.10 47.34 68.96 -21.62 37.31 34.06 9.39 33.42 331 0 PEAK 4 5936.53 48.83 68.30 -19.47 38.75 34.09 9.40 33.41 331 0 PEAK	Blank

Mode	36	
	Harmonic	
	U-NII-3_5.25-5.35_802.11ac VHT80_CH155_Full_5775MHz	
ANT	SISO	
Pol.	Horizontal	Vertical
Peak Avg	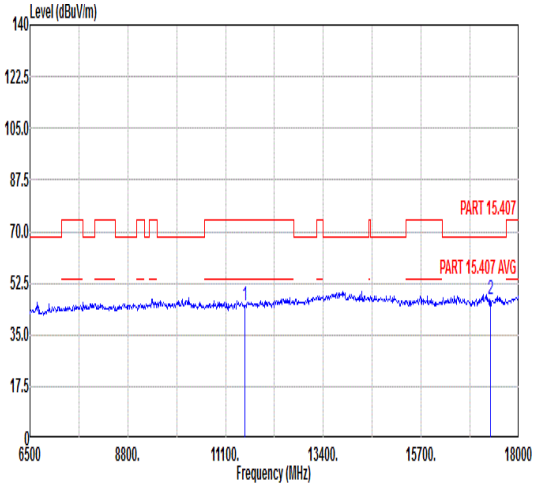 Freq Level Limit Line Margin Read Level Ant Factor Cable Loss Preamp Factor APos TPos Remark MHz dBuV/m dBuV/m dB dBuV dB/m dB dB cm deg 1 11550.00 44.87 74.00 -29.13 44.44 38.98 12.55 51.10 --- --- Peak 2 17325.00 46.89 68.30 -21.41 40.03 42.68 16.26 52.08 --- --- Peak	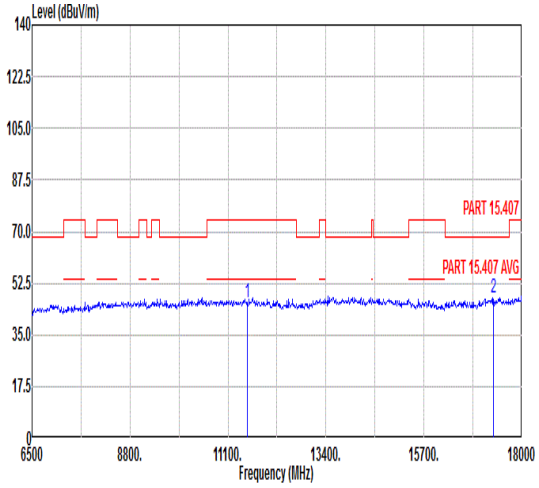 Freq Level Limit Line Margin Read Level Ant Factor Cable Loss Preamp Factor APos TPos Remark MHz dBuV/m dBuV/m dB dBuV dB/m dB dB cm deg 1 11550.00 46.06 74.00 -27.94 45.63 38.98 12.55 51.10 --- --- Peak 2 17325.00 47.69 68.30 -20.61 40.83 42.68 16.26 52.08 --- --- Peak

Mode	37	
	LF	
	U-NII-2C_5.15-5.25_802.11a_LF_CH140_5700MHz	
ANT	SISO	
Pol.	Horizontal	Vertical
QP/ Peak	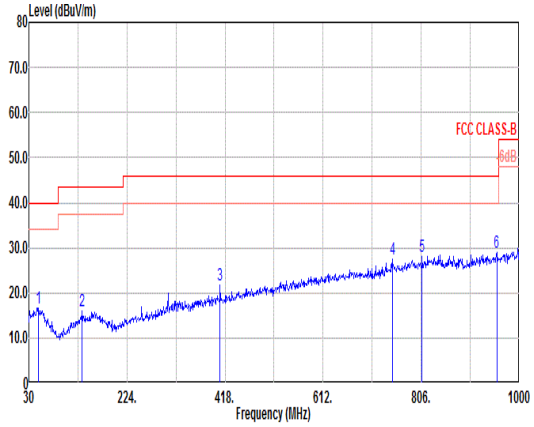	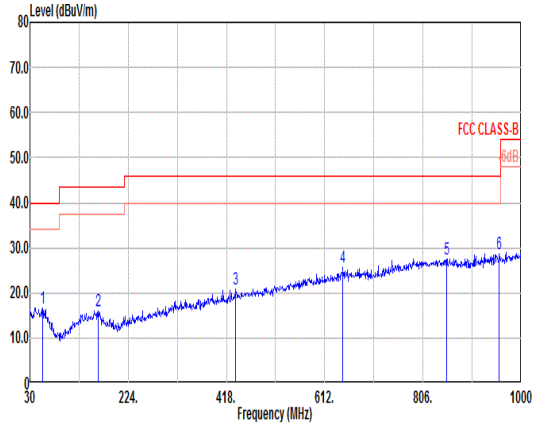

	Freq	Level	Limit Line	Margin	Read Level	Ant Factor	Cable Loss	Preamp Factor	APos	TPos	Remark
	MHz	dBuV/m	dBuV/m	dB	dBuV	dB/m	dB	dB	cm	deg	
1	49.40	16.73	40.00	-23.27	36.24	19.55	0.73	39.79	---	---	Peak
2	135.73	15.93	43.50	-27.57	36.41	18.17	1.25	39.90	---	---	Peak
3	408.30	21.68	46.00	-24.32	37.36	21.43	2.29	39.40	---	---	Peak
4	748.77	27.53	46.00	-18.47	35.30	27.86	3.18	38.81	---	---	Peak
5	807.94	28.05	46.00	-17.95	34.80	28.65	3.28	38.68	---	---	Peak
6	955.38	29.09	46.00	-16.91	34.42	29.64	3.62	38.59	---	---	Peak

	Freq	Level	Limit Line	Margin	Read Level	Ant Factor	Cable Loss	Preamp Factor	APos	TPos	Remark
	MHz	dBuV/m	dBuV/m	dB	dBuV	dB/m	dB	dB	cm	deg	
1	55.22	16.75	40.00	-23.25	36.60	19.18	0.78	39.81	---	---	Peak
2	164.83	15.99	43.50	-27.51	36.00	18.42	1.41	39.84	---	---	Peak
3	436.43	20.91	46.00	-25.09	35.56	22.34	2.41	39.40	---	---	Peak
4	647.89	25.77	46.00	-20.23	35.39	26.52	2.96	39.10	---	---	Peak
5	852.56	27.56	46.00	-18.44	33.87	28.91	3.38	38.60	---	---	Peak
6	956.35	28.80	46.00	-17.20	34.12	29.65	3.62	38.59	---	---	Peak

Mode	38	
	LF	
	U-NII-3_5.25-5.35_802.11n HT40_LF_CH151_Full_5755MHz	
ANT	SISO	
Pol.	Horizontal	Vertical
QP/ Peak	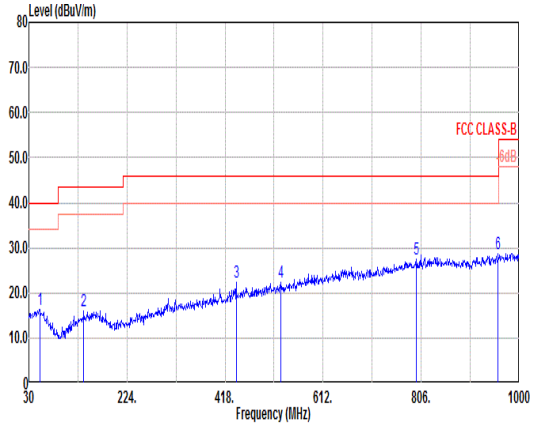	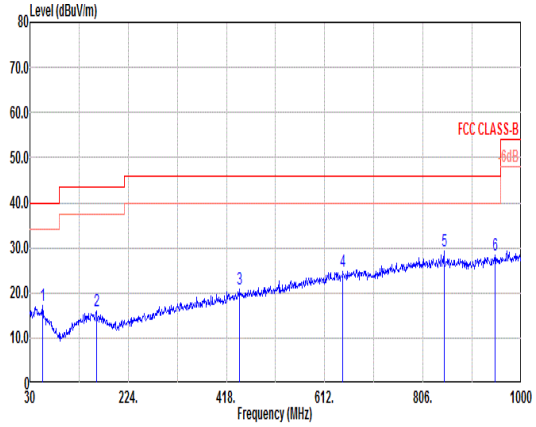

	Freq	Level	Limit Line	Margin	Read Level	Ant Factor	Cable Loss	Preamp Factor	APos	TPos	Remark
	MHz	dBuV/m	dBuV/m	dB	dBuV	dB/m	dB	dB	cm	deg	
1	51.34	16.31	40.00	-23.69	35.86	19.50	0.75	39.80	---	---	Peak
2	138.64	15.95	43.50	-27.55	36.23	18.35	1.27	39.90	---	---	Peak
3	440.31	22.22	46.00	-23.78	36.73	22.48	2.41	39.40	---	---	Peak
4	527.61	22.25	46.00	-23.75	34.84	24.05	2.65	39.29	---	---	Peak
5	796.30	27.48	46.00	-18.52	34.31	28.62	3.26	38.71	---	---	Peak
6	958.29	28.81	46.00	-17.19	34.09	29.67	3.63	38.58	---	---	Peak

	Freq	Level	Limit Line	Margin	Read Level	Ant Factor	Cable Loss	Preamp Factor	APos	TPos	Remark
	MHz	dBuV/m	dBuV/m	dB	dBuV	dB/m	dB	dB	cm	deg	
1	55.22	17.10	40.00	-22.90	36.95	19.18	0.78	39.81	---	---	Peak
2	160.95	15.90	43.50	-27.60	35.73	18.64	1.39	39.86	---	---	Peak
3	443.22	20.85	46.00	-25.15	35.27	22.57	2.41	39.40	---	---	Peak
4	647.89	24.73	46.00	-21.27	34.35	26.52	2.96	39.10	---	---	Peak
5	847.71	29.29	46.00	-16.71	35.63	28.90	3.36	38.60	---	---	Peak
6	947.62	28.34	46.00	-17.66	33.80	29.54	3.60	38.60	---	---	Peak

Mode	39	
	Band Edge	
	U-NII-2C_5.15-5.25_802.11a_CH136_5680MHz	
ANT	SISO	
Pol.	Horizontal	Fundamental
Peak	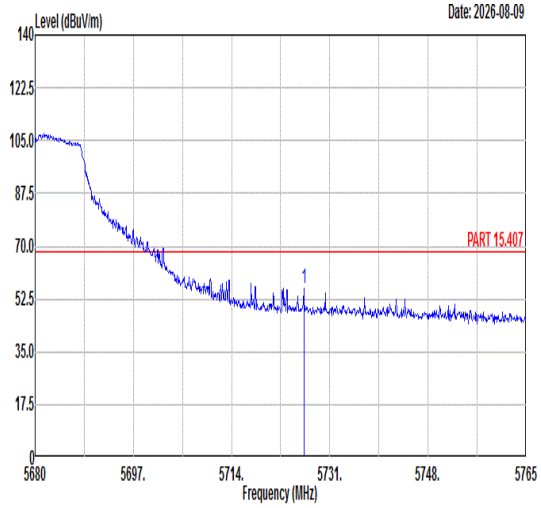 Freq Level Limit Line Margin (dB) Read Level Ant Factor Cable Loss Preamp Factor APos TPos Remark MHz dBuV/m dBuV/m dBuV dB/m dB dB cm deg 1 5726.50 55.89 68.30 -12.41 46.51 33.71 9.12 33.45 100 28 PEAK	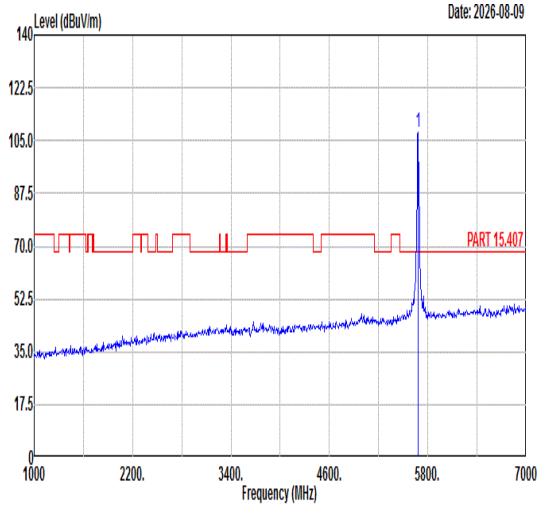 Freq Level Limit Line Margin (dB) Read Level Ant Factor Cable Loss Preamp Factor APos TPos Remark MHz dBuV/m dBuV/m dBuV dB/m dB dB cm deg 1 5680.00 107.63 ------ ------ 98.41 33.62 9.06 33.46 100 28 PEAK
Avg	Blank	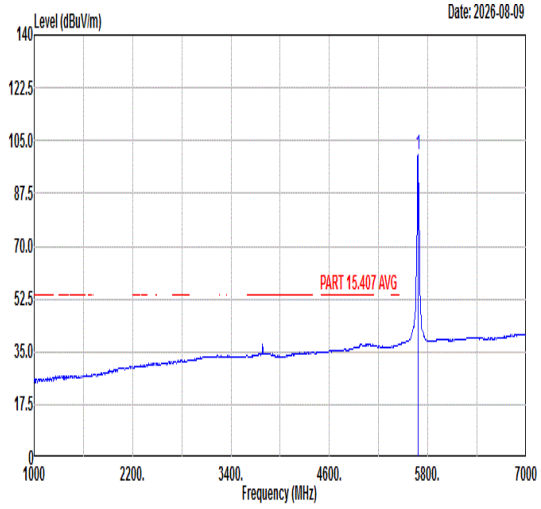 Freq Level Limit Line Margin (dB) Read Level Ant Factor Cable Loss Preamp Factor APos TPos Remark MHz dBuV/m dBuV/m dBuV dB/m dB dB cm deg 1 5680.00 100.56 ------ ------ 91.34 33.62 9.06 33.46 100 28 AVERAGE

Mode	39	
	Band Edge	
	U-NII-2C_5.15-5.25_802.11a_CH136_5680MHz	
ANT	SISO	
Pol.	Vertical	Fundamental
Peak	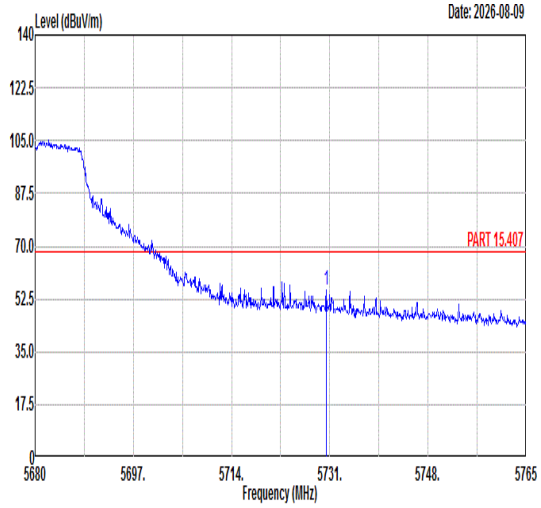 Freq Level Limit Line Margin (dB) Read Level Ant Factor Cable Loss Preamp Factor APos TPos Remark MHz dBuV/m dBuV/m dBuV dB/m dB dB cm deg 1 5730.41 55.24 68.30 -13.06 45.85 33.71 9.13 33.45 399 53 PEAK	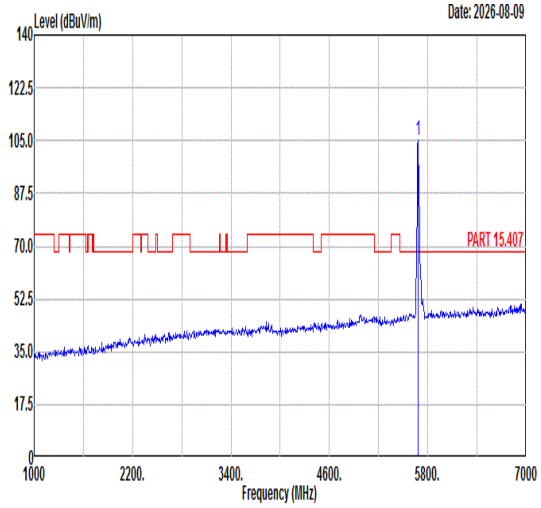 Freq Level Limit Line Margin (dB) Read Level Ant Factor Cable Loss Preamp Factor APos TPos Remark MHz dBuV/m dBuV/m dBuV dB/m dB dB cm deg 1 5680.00 105.14 ------ ------ 95.92 33.62 9.06 33.46 399 53 PEAK
Avg	Blank	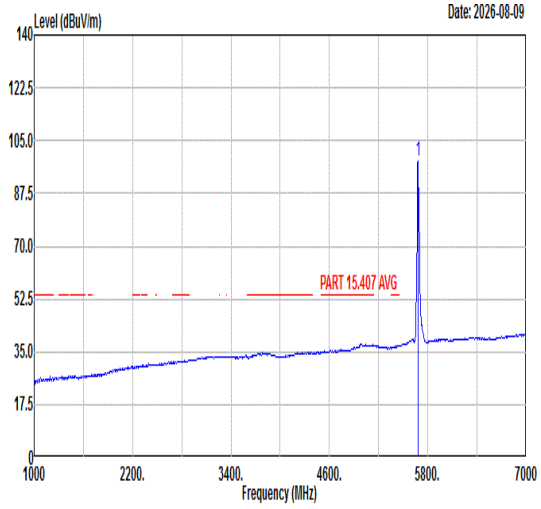 Freq Level Limit Line Margin (dB) Read Level Ant Factor Cable Loss Preamp Factor APos TPos Remark MHz dBuV/m dBuV/m dBuV dB/m dB dB cm deg 1 5680.00 98.05 ------ ------ 88.83 33.62 9.06 33.46 399 53 AVERAGE

Mode	40	
	Band Edge	
	U-NII-2C_5.15-5.25_802.11n HT20_CH136_5680MHz	
ANT	SISO	
Pol.	Horizontal	Fundamental
Peak	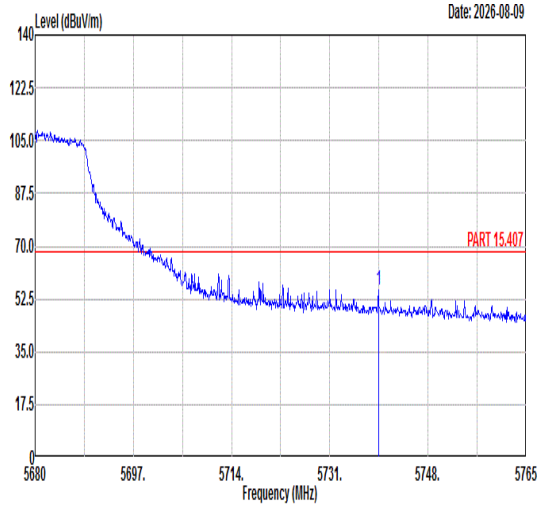 Freq Level Limit Line Margin (dB) Read Level Ant Factor Cable Loss Preamp Factor APos TPos Remark MHz dBuV/m dBuV/m dBuV dB/m dB dB cm deg 1 5739.42 55.42 68.30 -12.88 46.00 33.73 9.14 33.45 100 31 PEAK	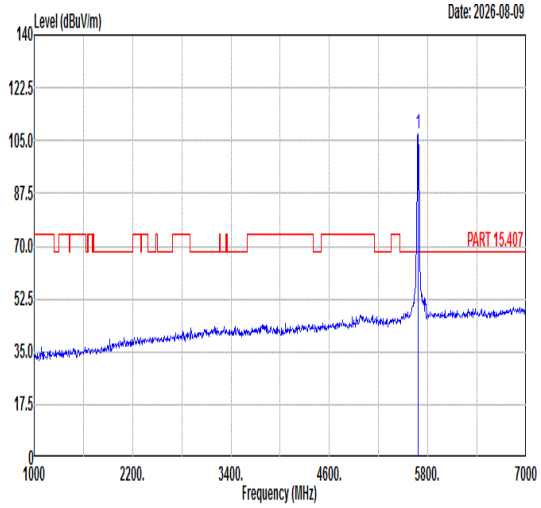 Freq Level Limit Line Margin (dB) Read Level Ant Factor Cable Loss Preamp Factor APos TPos Remark MHz dBuV/m dBuV/m dBuV dB/m dB dB cm deg 1 5680.00 107.31 ------ ------ 98.09 33.62 9.06 33.46 100 31 PEAK
Avg	Blank	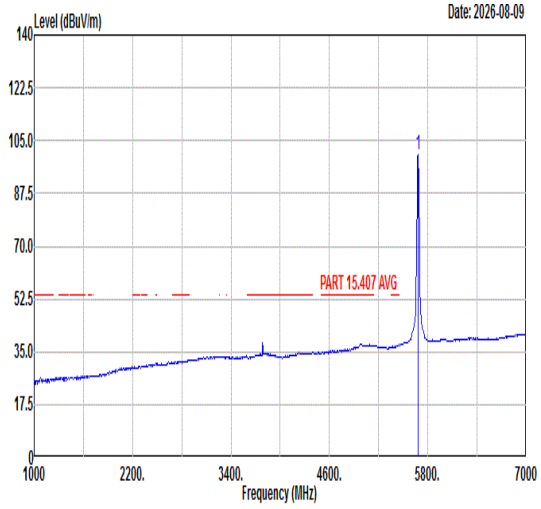 Freq Level Limit Line Margin (dB) Read Level Ant Factor Cable Loss Preamp Factor APos TPos Remark MHz dBuV/m dBuV/m dBuV dB/m dB dB cm deg 1 5680.00 100.36 ------ ------ 91.14 33.62 9.06 33.46 100 31 AVERAGE

Mode	40	
	Band Edge	
	U-NII-2C_5.15-5.25_802.11n HT20_CH136_5680MHz	
ANT	SISO	
Pol.	Vertical	Fundamental
Peak	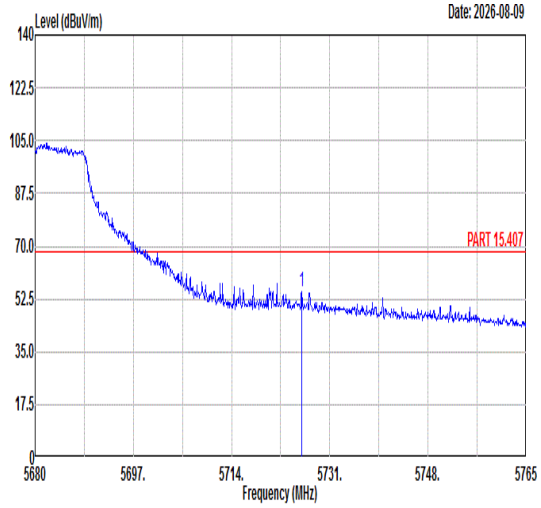 Freq Level Limit Line Margin (dB) Read Level Ant Factor Cable Loss Preamp Factor APos TPos Remark MHz dBuV/m dBuV/m dBuV dB/m dB dB cm deg 1 5726.16 54.96 68.30 -13.34 45.58 33.71 9.12 33.45 399 53 PEAK	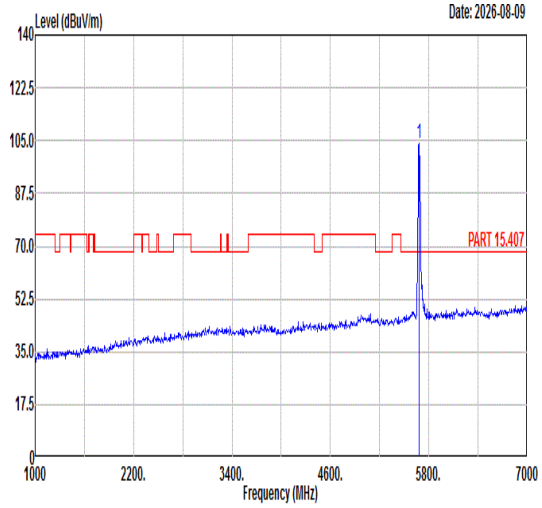 Freq Level Limit Line Margin (dB) Read Level Ant Factor Cable Loss Preamp Factor APos TPos Remark MHz dBuV/m dBuV/m dBuV dB/m dB dB cm deg 1 5680.00 104.22 ------ ------ 95.00 33.62 9.06 33.46 399 53 PEAK
Avg	Blank	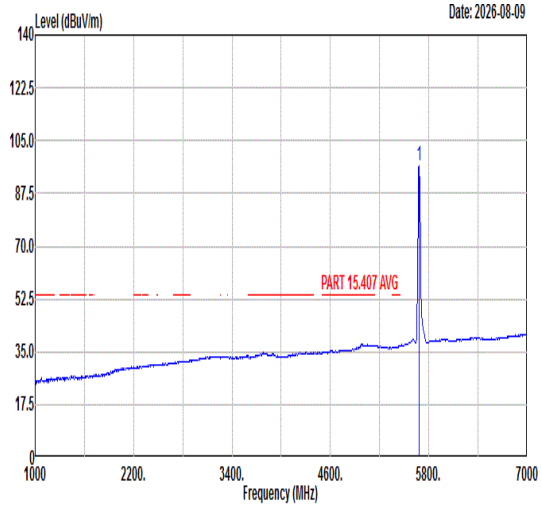 Freq Level Limit Line Margin (dB) Read Level Ant Factor Cable Loss Preamp Factor APos TPos Remark MHz dBuV/m dBuV/m dBuV dB/m dB dB cm deg 1 5680.00 96.64 ------ ------ 87.42 33.62 9.06 33.46 399 53 AVERAGE

Mode	41	
	Harmonic	
	U-NII-2C_5.15-5.25_802.11a_SHF_CH140__MHz	
ANT	SISO	
Pol.	Horizontal	Vertical
Peak Avg	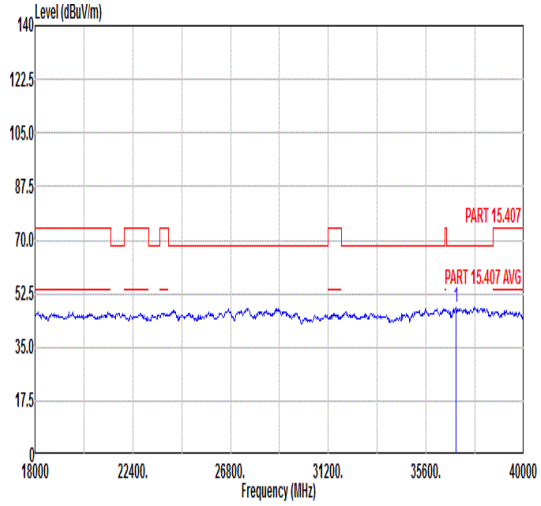 Freq Level Limit Line Margin Read Level Ant Factor Cable Loss Preamp Factor APos TPos Remark MHz dBuV/m dBuV/m dB dBuV dB/m dB dB cm deg 1 36942.00 47.97 68.30 -20.33 35.86 43.78 25.13 56.80 --- --- Peak	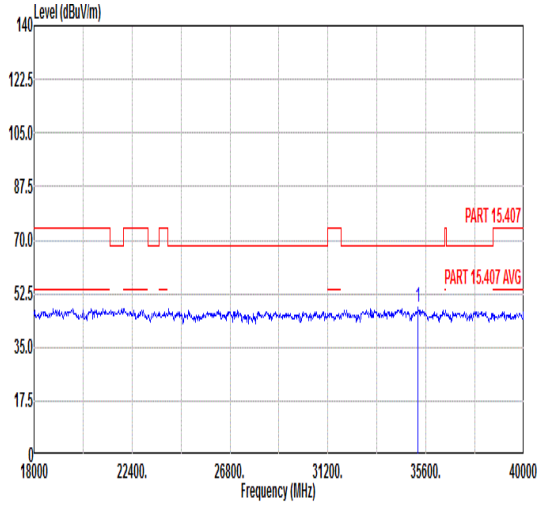 Freq Level Limit Line Margin Read Level Ant Factor Cable Loss Preamp Factor APos TPos Remark MHz dBuV/m dBuV/m dB dBuV dB/m dB dB cm deg 1 35248.00 48.09 68.30 -20.21 38.62 43.05 23.57 57.15 --- --- Peak

Mode	42	
	Harmonic	
	U-NII-3_5.25-5.35_802.11n HT40_SHF_CH151__MHz	
ANT	SISO	
Pol.	Horizontal	Vertical
Peak Avg	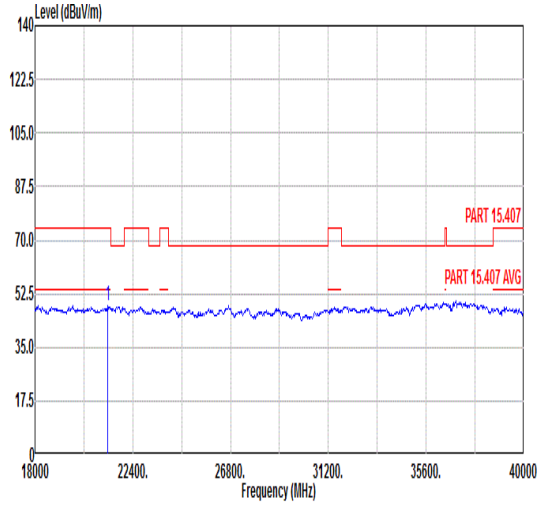 Freq Level Limit Line Margin Read Level Ant Factor Cable Loss Preamp Factor APos TPos Remark MHz dBuV/m dBuV/m dB dBuV dB/m dB dB cm deg 1 21278.00 48.43 74.00 -25.57 46.71 38.44 18.99 55.71 --- --- Peak	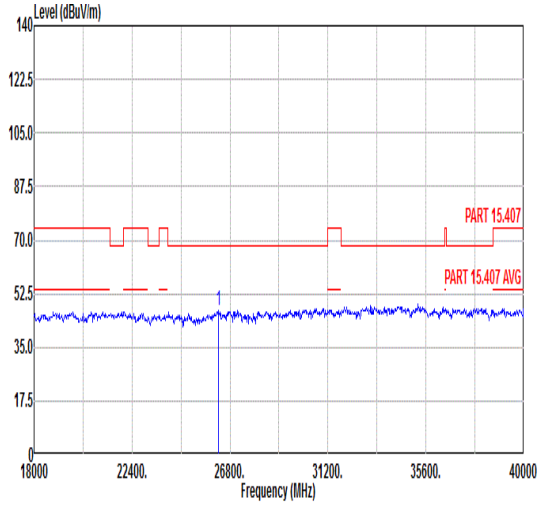 Freq Level Limit Line Margin Read Level Ant Factor Cable Loss Preamp Factor APos TPos Remark MHz dBuV/m dBuV/m dB dBuV dB/m dB dB cm deg 1 26272.00 47.05 68.30 -21.25 37.69 40.61 22.30 53.55 --- --- Peak

Mode	43
	Band Edge - L
	U-NII-2C_5.25-5.35_802.11n HT40_CH110_Full_5550MHz
ANT	SISO

Pol.	Horizontal	Fundamental
Peak	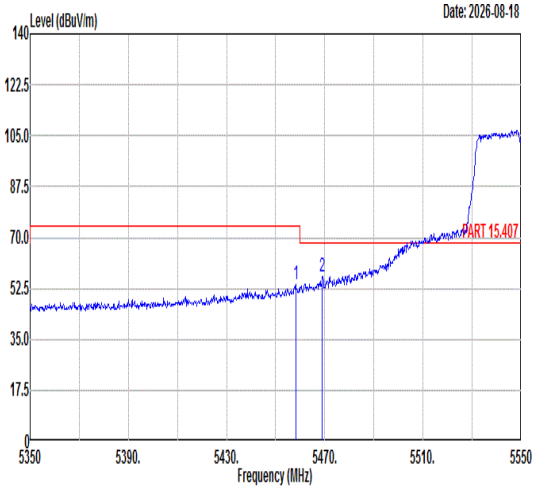 Freq Level Limit Line Margin (dB) Read Level Ant Factor Cable Loss Preamp Factor APos TPos Remark MHz dBuV/m dBuV/m dBuV dB/m dB dB cm deg 1 5458.20 54.13 74.00 -19.87 45.64 33.19 8.81 33.51 111 28 PEAK 2 5469.00 56.62 68.30 -11.68 48.10 33.22 8.81 33.51 111 28 PEAK	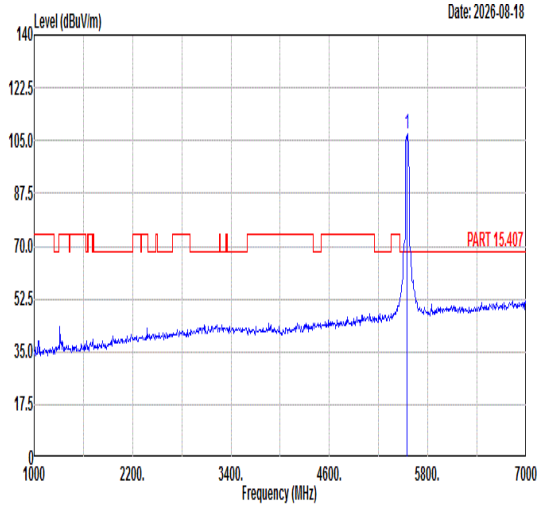 Freq Level Limit Line Margin (dB) Read Level Ant Factor Cable Loss Preamp Factor APos TPos Remark MHz dBuV/m dBuV/m dBuV dB/m dB dB cm deg 1 5550.00 107.00 ------ ------ 98.20 33.40 8.89 33.49 111 28 PEAK
Avg	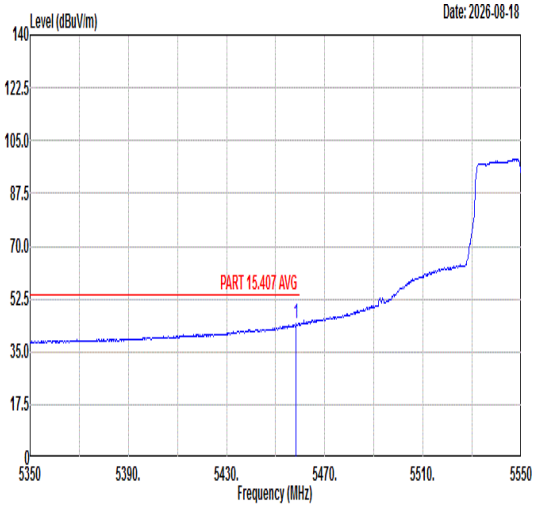 Freq Level Limit Line Margin (dB) Read Level Ant Factor Cable Loss Preamp Factor APos TPos Remark MHz dBuV/m dBuV/m dBuV dB/m dB dB cm deg 1 5458.40 44.37 54.00 -9.63 35.88 33.19 8.81 33.51 111 28 AVERAGE	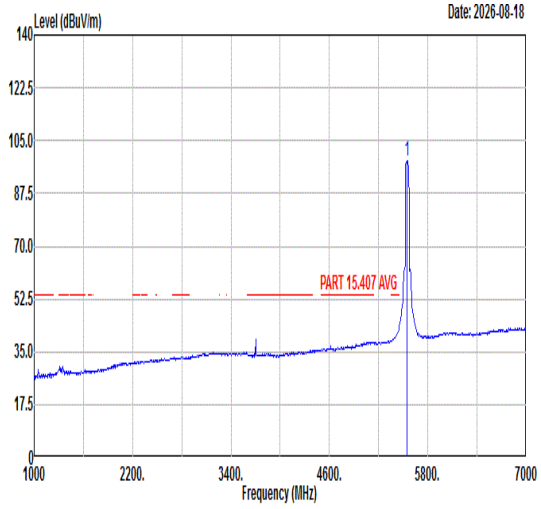 Freq Level Limit Line Margin (dB) Read Level Ant Factor Cable Loss Preamp Factor APos TPos Remark MHz dBuV/m dBuV/m dBuV dB/m dB dB cm deg 1 5550.00 98.42 ------ ------ 89.62 33.40 8.89 33.49 111 28 AVERAGE

Mode	43	
	Band Edge - R	
	U-NII-2C_5.25-5.35_802.11n HT40_CH110_Full_5550MHz	
ANT	SISO	
Pol.	Horizontal	Fundamental
Peak	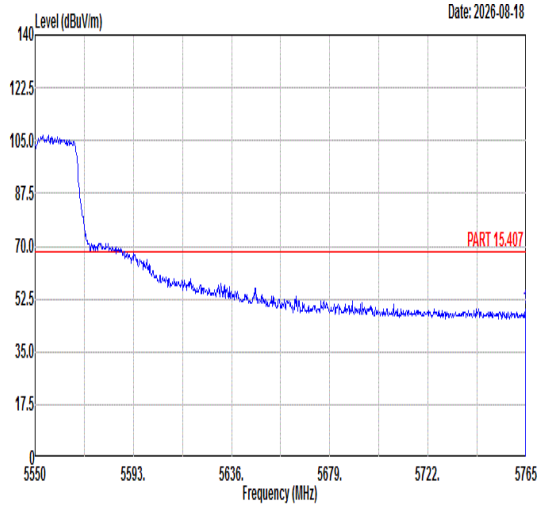 Freq Level Limit Line Margin (dB) Read Level Ant Factor Cable Loss Preamp Factor APos TPos Remark MHz dBuV/m dBuV/m dBuV dB/m dB dB cm deg 1 5764.79 49.31 68.30 -18.99 39.81 33.78 9.17 33.45 111 28 PEAK	Blank

Mode	43	
	Band Edge - L	
	U-NII-2C_5.25-5.35_802.11n HT40_CH110_Full_5550MHz	
ANT	SISO	
Pol.	Vertical	Fundamental
Peak	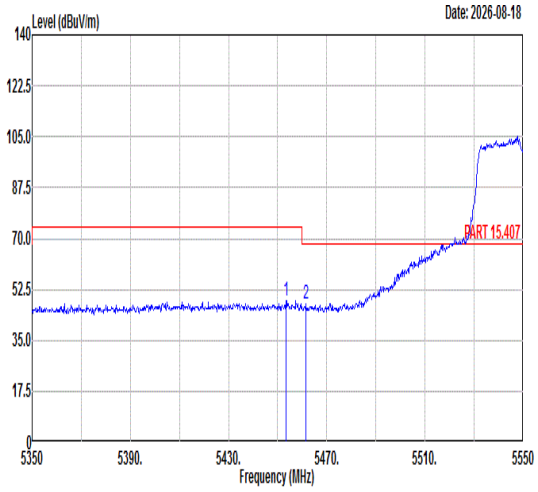 Freq Level Limit Line Margin (dB) Read Level Ant Factor Cable Loss Preamp Factor APos TPos Remark MHz dBuV/m dBuV/m dBuV dB/m dB dB cm deg 1 5453.40 48.74 74.00 -25.26 40.26 33.18 8.81 33.51 396 56 PEAK 2 5461.60 47.36 68.30 -20.94 38.86 33.20 8.81 33.51 396 56 PEAK	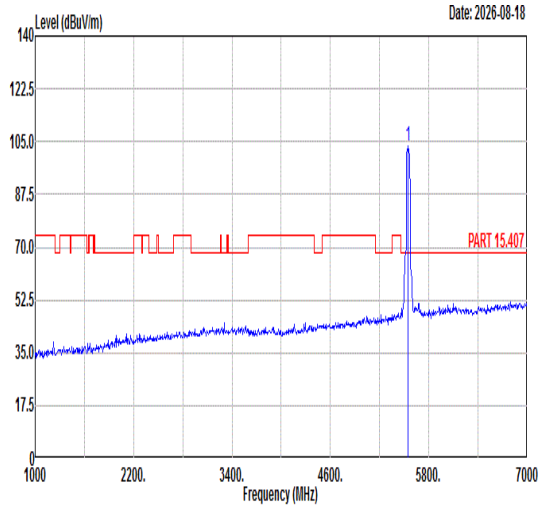 Freq Level Limit Line Margin (dB) Read Level Ant Factor Cable Loss Preamp Factor APos TPos Remark MHz dBuV/m dBuV/m dBuV dB/m dB dB cm deg 1 5550.00 103.30 ------ ------ 94.52 33.39 8.88 33.49 396 56 PEAK
Avg	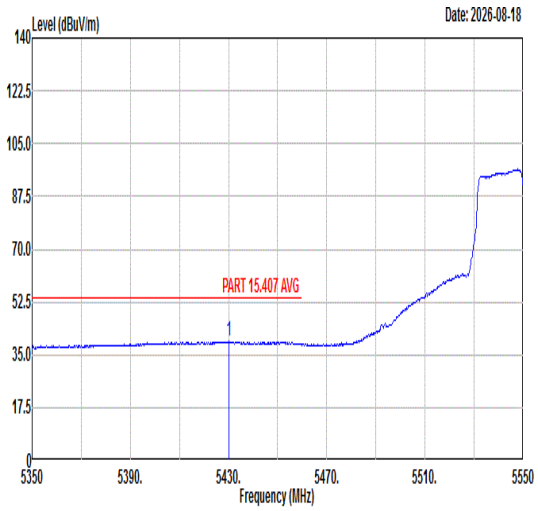 Freq Level Limit Line Margin (dB) Read Level Ant Factor Cable Loss Preamp Factor APos TPos Remark MHz dBuV/m dBuV/m dBuV dB/m dB dB cm deg 1 5430.00 39.38 54.00 -14.62 30.96 33.12 8.81 33.51 396 56 AVERAGE	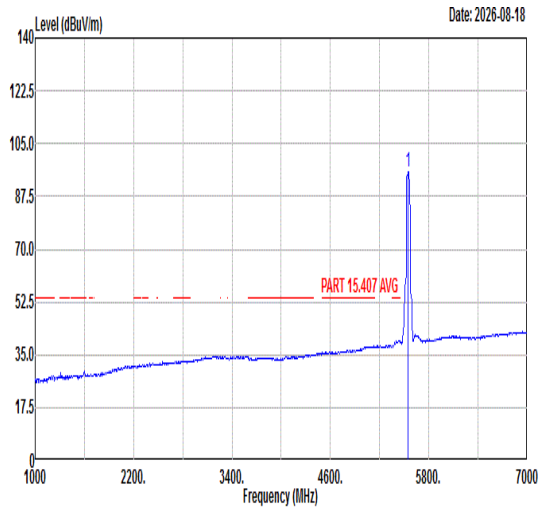 Freq Level Limit Line Margin (dB) Read Level Ant Factor Cable Loss Preamp Factor APos TPos Remark MHz dBuV/m dBuV/m dBuV dB/m dB dB cm deg 1 5550.00 95.81 ------ ------ 87.03 33.39 8.88 33.49 396 56 AVERAGE

Mode	43	
	Band Edge - R	
	U-NII-2C_5.25-5.35_802.11n HT40_CH110_Full_5550MHz	
ANT	SISO	
Pol.	Vertical	Fundamental
Peak	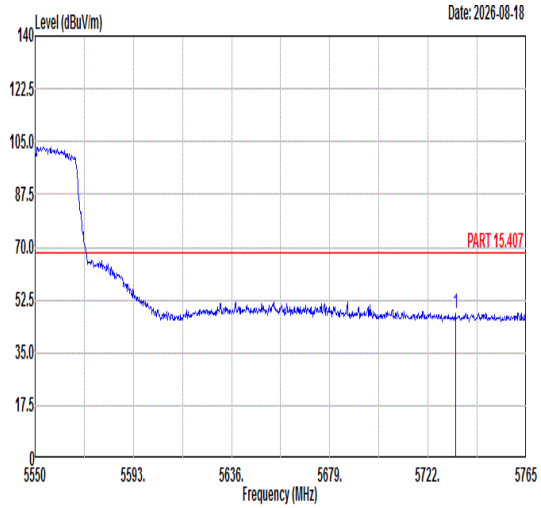 Freq Level Limit Line Margin (dB) Read Level Ant Factor Cable Loss Preamp Factor APos TPos Remark MHz dBuV/m dBuV/m dBuV dB/m dB dB cm deg 1 5734.04 48.19 68.30 -20.11 38.79 33.72 9.13 33.45 396 56 PEAK	Blank

Appendix D. Duty Cycle Plots

ANT1

Band	Duty Cycle(%)	T(ms)	1/T(kHz)	VBW Setting
802.11a	98.54	-	-	10Hz
802.11n HT20	98.28	-	-	10Hz
802.11n HT40	94.25	0.82	1.220	3KHz
802.11ac VHT20	97.71	1.71	0.585	1KHz
802.11ac VHT40	94.31	0.83	1.205	3KHz
802.11ac VHT80	92.00	0.414	2.415	3KHz

802.11a

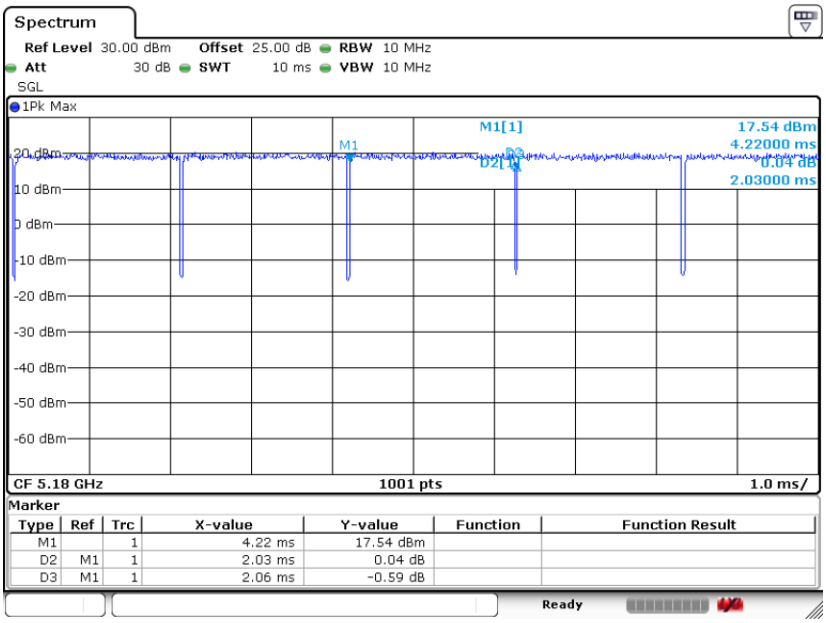

Date: 15.JUL.2026 11:10:30

802.11n HT20

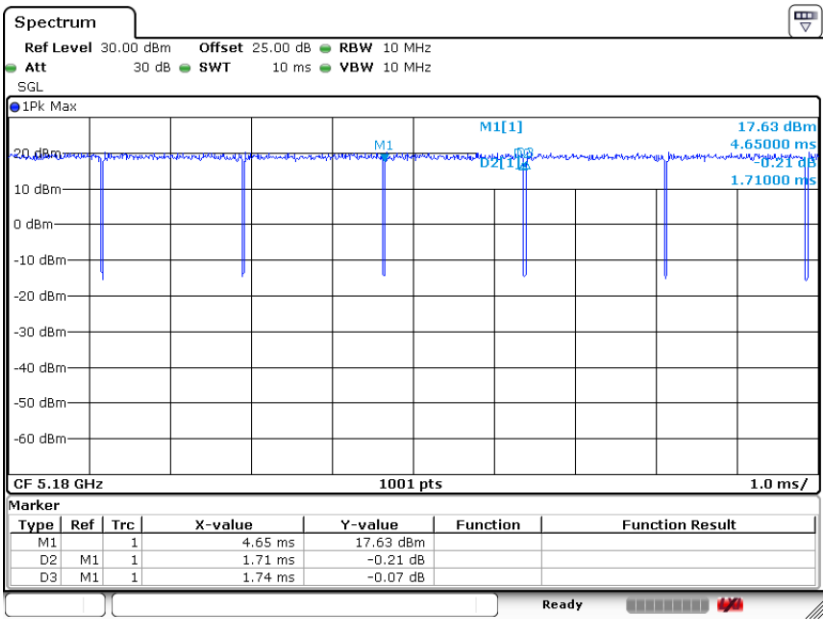

Date: 15.JUL.2026 11:32:05

802.11n HT40

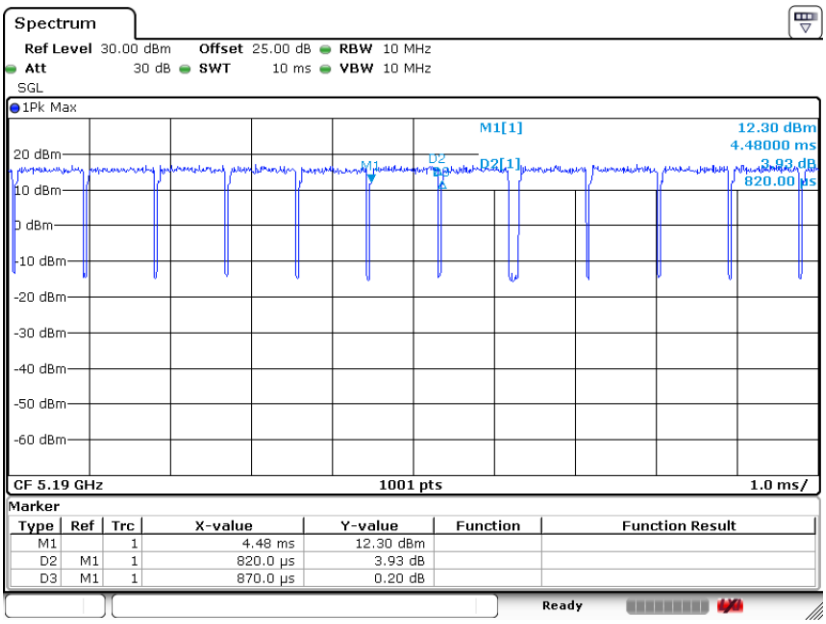

Date: 15.JUL.2026 11:41:33

802.11ac VHT20

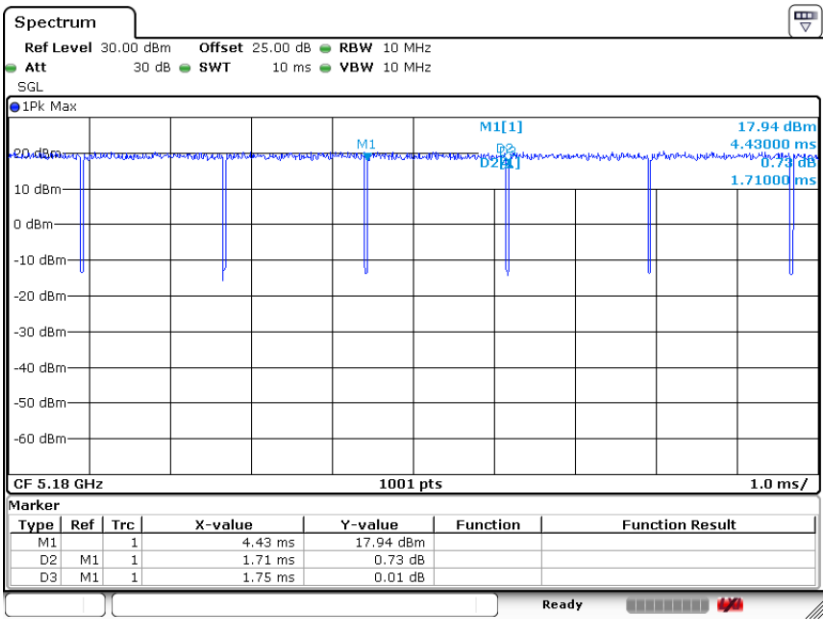

Date: 15.JUL.2026 11:55:31

802.11ac VHT40

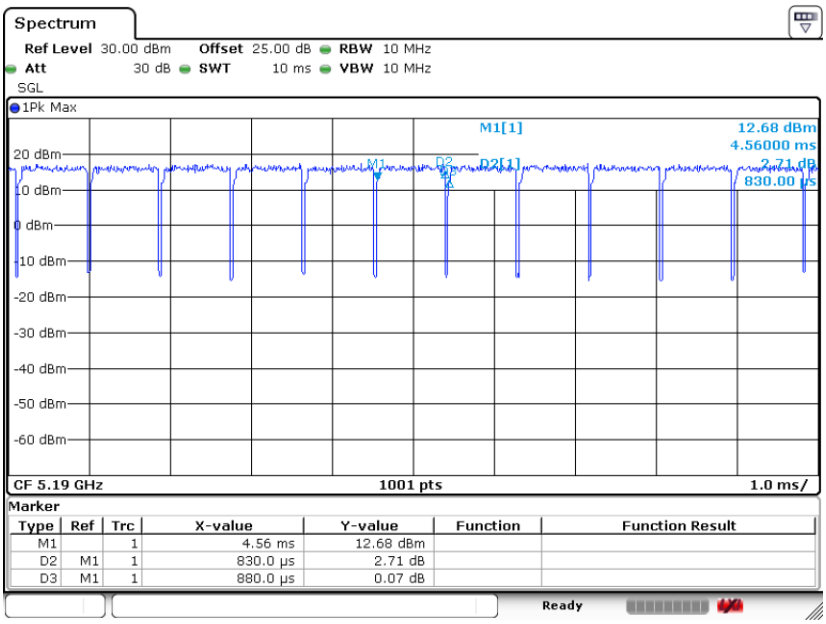

Date: 15.JUL.2026 13:08:19
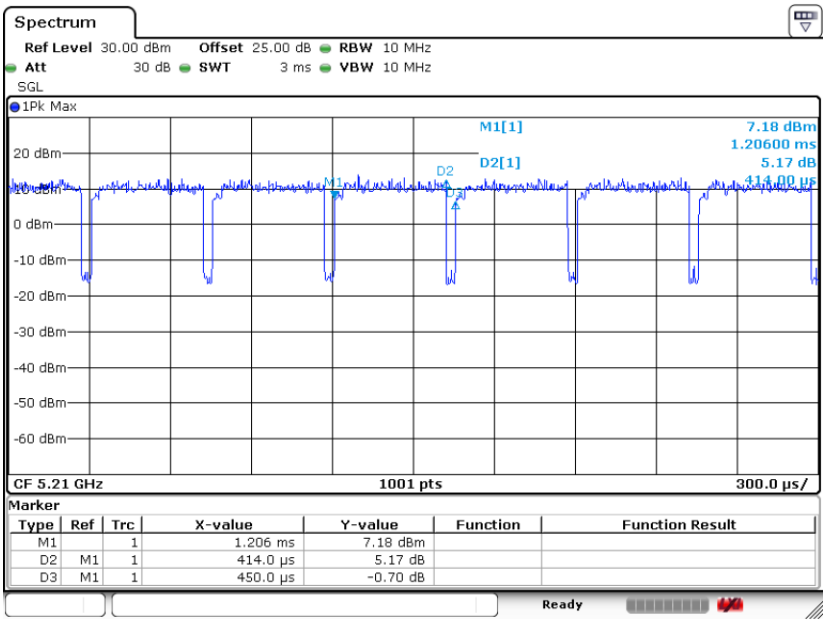
802.11ac VHT80