# FCC RF Test Report

| | | |
|---|---|---|
| APPLICANT | : | Fibocom Wireless Inc. |
| EQUIPMENT | : | 5G Dongle |
| BRAND NAME | : | Fibocom |
| MODEL NAME | : | ST151L-GL |
| FCC ID | : | ZMOST151LGL |
| STANDARD | : | 47 CFR Part 90(S) |
| CLASSIFICATION | : | PCS Licensed Transmitter (PCB) |
| TEST DATE(S) | : | Mar. 10, 2026 ~ Mar. 16, 2026 |

**We, Sporton International Inc. (ShenZhen), would like to declare that the tested sample has been evaluated in accordance with the procedures given in ANSI C63.26-2015 and shown compliance with the applicable technical standards.**

**The test results in this report apply exclusively to the tested model / sample. Without written approval of Sporton International Inc. (ShenZhen), the test report shall not be reproduced except in full.**

Fly Liang

**Approved by: Fly Liang**

ACCREDITED
Cert #5145.01

***Sporton International Inc. (ShenZhen)***

***1/F, 2/F, Bldg 5, Shiling Industrial Zone, Xinwei Village, Xili, Nanshan, Shenzhen, 518055***

***People's Republic of China***

# TABLE OF CONTENTS

**REVISION HISTORY** ..... **3**

**SUMMARY OF TEST RESULT** ..... **4**

**1 GENERAL DESCRIPTION** ..... **5**

1.1 Applicant ..... 5
1.2 Manufacturer ..... 5
1.3 Feature of Equipment Under Test ..... 5
1.4 Product Specification of Equipment Under Test ..... 5
1.5 Modification of EUT ..... 5
1.6 Maximum Conducted Power and Emission Designator ..... 6
1.7 Testing Site ..... 6
1.8 Test Software ..... 6
1.9 Applied Standards ..... 7

**2 TEST CONFIGURATION OF EQUIPMENT UNDER TEST** ..... **8**

2.1 Test Mode ..... 8
2.2 Connection Diagram of Test System ..... 9
2.3 Support Unit used in test configuration and system ..... 9
2.4 Measurement Results Explanation Example ..... 9
2.5 Frequency List of Low/Middle/High Channels ..... 10

**3 TEST RESULT** ..... **11**

3.1 Conducted Output Power Measurement ..... 11
3.2 99% Occupied Bandwidth and 26dB Bandwidth Measurement ..... 12
3.3 Emissions Mask Measurement ..... 13
3.4 Emissions Mask – Out Of Band Emissions Measurement ..... 15
3.5 Field Strength of Spurious Radiation Measurement ..... 16
3.6 Frequency Stability Measurement ..... 19

**4 LIST OF MEASURING EQUIPMENT** ..... **21**

**5 MEASUREMENT UNCERTAINTY** ..... **22**

**APPENDIX A. TEST RESULTS OF CONDUCTED TEST**

**APPENDIX B. TEST RESULTS OF RADIATED TEST**

**APPENDIX C. TEST SETUP PHOTOGRAPHS**

# REVISION HISTORY

| REPORT NO. | VERSION | DESCRIPTION | ISSUED DATE |
|---|---|---|---|
| FG620905-01E | Rev. 01 | Initial issue of report | May 19, 2026 |
| | | | |
| | | | |
| | | | |
| | | | |
| | | | |
| | | | |
| | | | |
| | | | |
| | | | |
| | | | |
| | | | |
| | | | |
| | | | |
| | | | |

# SUMMARY OF TEST RESULT

| Report Section | FCC Rule | Description | Limit | Result | Remark |
|---|---|---|---|---|---|
| 3.1 | §2.1046 | Conducted Output Power | — | Report only | - |
| 3.2 | §2.1049<br>§90.209 | Occupied Bandwidth and 26dB Bandwidth | — | Report only | - |
| 3.3 | §2.1051<br>§90.691 | Emission masks – In-band emissions | < 50+10log$_{10}$(P[Watts]) | PASS | - |
| 3.4 | §2.1051<br>§90.691 | Emission masks – Out of band emissions | < 43+10log$_{10}$(P[Watts]) | PASS | - |
| 3.5 | §2.1053<br>§90.691 | Field Strength of Spurious Radiation | < 43+10log$_{10}$(P[Watts]) | PASS | Under limit 26.15 dB at 7355.00 MHz |
| 3.6 | §2.1055<br>§90.213 | Frequency Stability for Temperature & Voltage | < 2.5 ppm | PASS | - |

**Note:** This is a variant report. The change note could be referred to the Product Equality Declaration which is exhibit separately. Since the differences have no influence on the test results, all the test results are leveraged from original report FG620905E.

**Conformity Assessment Condition:**

1. The test results (PASS/FAIL) with all measurement uncertainty excluded are presented against the regulation limits or in accordance with the requirements stipulated by the applicant/manufacturer who shall bear all the risks of non-compliance that may potentially occur if measurement uncertainty is taken into account.
2. The measurement uncertainty please refer to each test result in the section “Measurement Uncertainty”

**Disclaimer:**

The product specifications of the EUT presented in the test report that may affect the test assessments are declared by the manufacturer who shall take full responsibility for the authenticity.

# 1 General Description

## 1.1 Applicant

**Fibocom Wireless Inc.**
1101,Tower A, Building 6, Shenzhen International Innovation Valley, Dashi 1st Rd, Nanshan,Shenzhen, China.

## 1.2 Manufacturer

**Fibocom Wireless Inc.**
1101,Tower A, Building 6, Shenzhen International Innovation Valley, Dashi 1st Rd, Nanshan,Shenzhen, China.

## 1.3 Feature of Equipment Under Test

| Product Feature | |
|---|---|
| **Equipment** | 5G Dongle |
| **Brand Name** | Fibocom |
| **Model Name** | ST151L-GL |
| **FCC ID** | ZMOST151LGL |
| **SN Code** | Conducted: ZR60SB003X<br>Radiation: 2eab4f45 |
| **EUT Stage** | Production Unit |

**Remark:** The above EUT's information was declared by manufacturer. Please refer to the specifications or user's manual for more detailed description.

## 1.4 Product Specification of Equipment Under Test

| Product Specification subjective to this standard | |
|---|---|
| **Tx Frequency** | 814 ~ 824 MHz |
| **Rx Frequency** | 859 ~ 869 MHz |
| **Bandwidth** | 1.4MHz / 3MHz / 5MHz / 10MHz / 15MHz |
| **Maximum Output Power to Antenna** | 21.81 dBm |
| **Antenna Gain** | <Ant. 0>: 1.45 dBi |
| **Type of Modulation** | QPSK / 16QAM / 64QAM / 256QAM |

## 1.5 Modification of EUT

No modifications are made to the EUT during all test items.

## 1.6 Maximum Conducted Power and Emission Designator

| LTE Band 26 | | QPSK | | 16QAM/64QAM/256QAM | |
|---|---|---|---|---|---|
| BW (MHz) | Frequency Range (MHz) | Maximum Conducted power (W) | Emission Designator (99%OBW) | Maximum Conducted power (W) | Emission Designator (99%OBW) |
| **1.4** | 814.7 ~ 823.3 | 0.1483 | 1M09G7D | 0.1288 | 1M10W7D |
| **3** | 815.5 ~ 822.5 | 0.1469 | 2M73G7D | 0.1318 | 2M75W7D |
| **5** | 816.5 ~ 821.5 | 0.1476 | 4M50G7D | 0.1368 | 4M51W7D |
| **10** | 819.0 | 0.1476 | 9M01G7D | 0.1346 | 9M05W7D |
| **15** | 824 | 0.1517 | 13M4G7D | 0.1256 | 13M5W7D |

**Note:** All modulations have been tested, and only the worst test results of PSK & QAM are shown in the report.

## 1.7 Testing Site

Sporton International Inc. (ShenZhen) is accredited to ISO/IEC 17025:2017 by American Association for Laboratory Accreditation with Certificate Number 5145.01.

| | | | |
|---|---|---|---|
| **Test Firm** | Sporton International Inc. (ShenZhen) | | |
| **Test Site Location** | 101, 1st Floor, Block B, Building 1, No. 2, Tengfeng 4th Road, Fenghuang Community, Fuyong Street, Baoan District, Shenzhen City, Guangdong Province 518103 People's Republic of China<br>TEL: +86-755-86066985 | | |
| **Test Site No.** | **Sporton Site No.** | **FCC Designation No.** | **FCC Test Firm Registration No.** |
| | TH01-SZ<br>03CH02-SZ | CN1256 | 421272 |

## 1.8 Test Software

| Item | Site | Manufacture | Name | Version |
|---|---|---|---|---|
| 1. | 03CH02-SZ | AUDIX | E3 | 6.2009-8-24a |

## 1.9 Applied Standards

According to the specifications of the manufacturer, the EUT must comply with the requirements of the following standards:

- 47 CFR 90(S)
- ANSI C63.26-2015
- FCC KDB 971168 D01 Power Meas. License Digital Systems v03r01
- FCC KDB 971168 D02 Misc Rev Approv License Devices v02r02

**Remark:**

1. All test items were verified and recorded according to the standards and without any deviation during the test.
2. This EUT has also been tested and complied with the requirements of FCC Part 15, Subpart B, recorded in a separate test report.

# 2 Test Configuration of Equipment Under Test

## 2.1 Test Mode

During all testing, EUT is in link mode with base station emulator at maximum power level. The spurious emission measurements were carried out in semi-anechoic chamber with 3-meter test range, and EUT is rotated on three test planes to find out the worst emission.

Frequency range investigated for radiated emission is 30 MHz to 9000 MHz.

| Test Items | Band | Bandwidth (MHz) | | | | | | Modulation | | | | RB # | | | Test Channel | | |
|---|---|---|---|---|---|---|---|---|---|---|---|---|---|---|---|---|---|
| | | 1.4 | 3 | 5 | 10 | 15 | 20 | QPSK | 16 QAM | 64 QAM | 256 QAM | 1 | Half | Full | L | M | H |
| Max. Output Power | 26 | v | v | v | v | v | - | v | v | v | v | v | v | v | v | v | v |
| 26dB and 99% Bandwidth | 26 | | | | v | | - | v | v | v | | | | v | | v | |
| Emission masks In-band emissions | 26 | v | v | v | v | v | - | v | v | v | | v | | v | v | | v |
| Emission masks – Out of band emissions | 26 | v | v | v | v | v | - | v | | | | v | | | v | v | v |
| Frequency Stability | 26 | | | | v | | - | v | | | | | | v | | v | |
| Radiated Spurious Emission | 26 | | | v | v | v | - | v | | | | v | | | | v | v |
| Note | 1. The mark "**v** " means that this configuration is chosen for testing<br>2. The mark "-" means that this bandwidth is not supported.<br>3. LTE Band26 transmit frequency for part22 rule is 824MHz-849MHz, for part90 rule is 814MHz-824MHz. ERP over 15MHz bandwidth complies the ERP limit line of part22 rule, therefore ERP of the partial frequency spectrum which falls within part 22 also complies.<br>4. For QAM modulation mode, the whole testing has assessed 16QAM&64QAM mode by referring to the higher conducted power. | | | | | | | | | | | | | | | | |

## 2.2 Connection Diagram of Test System

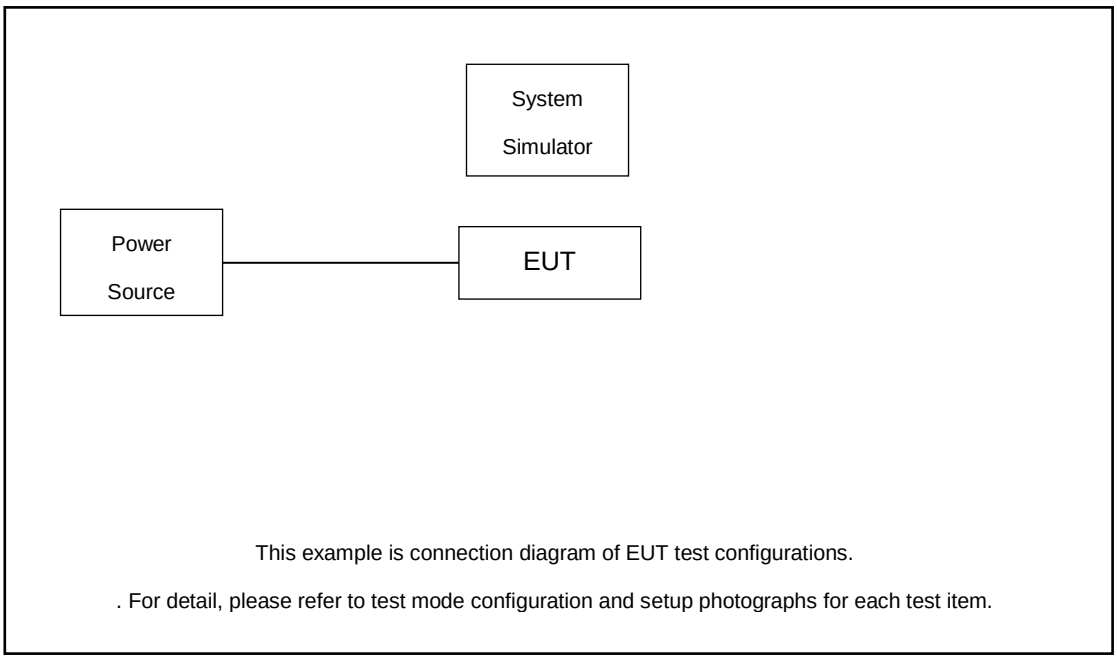


## 2.3 Support Unit used in test configuration and system

| Item | Equipment | Trade Name | Model No. | FCC ID | Data Cable | Power Cord |
|---|---|---|---|---|---|---|
| 1. | System Simulator | Anritsu | MT8820C | N/A | N/A | Unshielded, 1.8 m |

## 2.4 Measurement Results Explanation Example

**For all conducted test items:**

The offset level is set in the spectrum analyzer to compensate the RF cable loss and attenuator factor between RF conducted output port and spectrum analyzer. With the offset compensation, the spectrum analyzer reading level will be exactly the RF output level.

The spectrum analyzer offset is derived from RF cable loss and attenuator factor.

*Offset = RF cable loss + attenuator factor.*

The following shows an offset computation example with RF cable loss 4.0 dB and a 10dB attenuator.

Example :

*Offset(dB) = RF cable loss(dB) + attenuator factor(dB).*

= 4.0 + 10 = 14.0 (dB)

## 2.5 Frequency List of Low/Middle/High Channels

| LTE Band 26 Channel and Frequency List | | | | |
|---|---|---|---|---|
| **BW [MHz]** | **Channel/Frequency(MHz)** | **Lowest** | **Middle** | **Highest** |
| 10 | Channel | - | 26740 | - |
| | Frequency | - | 819 | - |
| 5 | Channel | 26715 | 26740 | 26765 |
| | Frequency | 816.5 | 819 | 821.5 |
| 3 | Channel | 26705 | 26740 | 26775 |
| | Frequency | 815.5 | 819 | 822.5 |
| 1.4 | Channel | 26697 | 26740 | 26783 |
| | Frequency | 814.7 | 819 | 823.3 |

| LTE Band 26 Cross-rule Channel and Frequency List | | | | |
|---|---|---|---|---|
| **BW [MHz]** | **Channel/Frequency(MHz)** | **-** | **Middle** | **-** |
| 15 | Channel | - | 26790 | - |
| | Frequency | - | 824 | - |
| 10 | Channel | - | 26790 | - |
| | Frequency | - | 824 | - |
| 5 | Channel | - | 26790 | - |
| | Frequency | - | 824 | - |
| 3 | Channel | - | 26790 | - |
| | Frequency | - | 824 | - |
| 1.4 | Channel | - | 26790 | - |
| | Frequency | - | 824 | - |

# 3 Test Result

## 3.1 Conducted Output Power Measurement

### 3.1.1 Description of the Conducted Output Power Measurement

A system simulator was used to establish communication with the EUT. Its parameters were set to enforce EUT transmitting at the maximum power. The measured power in the radio frequency on the transmitter output terminals shall be reported.

### 3.1.2 Measuring Instruments

The measuring equipment is listed in the section 4 of this test report.

### 3.1.3 Test Procedures

1. The transmitter output port was connected to the system simulator.
2. Set EUT at maximum power through the system simulator.
3. Select lowest, middle, and highest channels for each band and different modulation.
4. Measure and record the power level from the system simulator.

### 3.1.4 Test Setup




### 3.1.5 Test Result of Conducted Output Power

Please refer to Appendix A.

## 3.2 99% Occupied Bandwidth and 26dB Bandwidth Measurement

### 3.2.1 Description of (Occupied) Bandwidth Limitations Measurement

The 99% occupied bandwidth is the width of a frequency band such that, below the lower and above the upper frequency limits, the mean powers emitted are each equal to a specified percentage 0.5% of the total mean transmitted power.

The emission bandwidth is defined as the width of the signal between two points, located at the 2 sides of the carrier frequency, outside of which all emissions are attenuated at least 26 dB below the transmitter power.

### 3.2.2 Measuring Instruments

The measuring equipment is listed in the section 4 of this test report.

### 3.2.3 Test Procedures

1. The EUT was connected to spectrum analyzer and system simulator via a power divider.
2. The 26dB and 99% occupied bandwidth (BW) of the middle channel for the highest RF power with full RB sizes were measured.

### 3.2.4 Test Setup

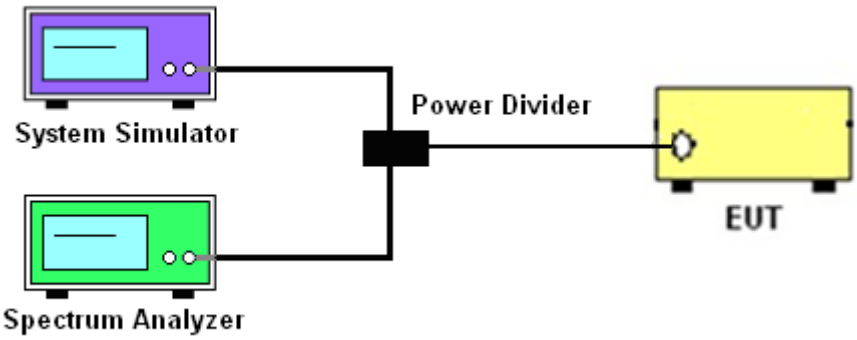


### 3.2.5 Test Result of 99% Occupied Bandwidth and 26dB Bandwidth

Please refer to Appendix A.

## 3.3 Emissions Mask Measurement

### 3.3.1 Description of Emissions Mask Measurement

Equipment used in this licensed to EA or non-EA systems shall comply with the emission mask provisions of FCC Part 90.691.(a):

(a) Out-of-band emission requirement shall apply only to the “outer” channels included in an EA license and to spectrum adjacent to interior channels used by incumbent licensees. The emission limits are as follows:

(1) For any frequency removed from the EA licensee's frequency block by up to and including 37.5 kHz, the power of any emission shall be attenuated below the transmitter power (P) in watts by at least 116 $Log_{10}(f/6.1)$ decibels or 50 + 10 $Log_{10}(P)$ decibels or 80 decibels, whichever is the lesser attenuation, where f is the frequency removed from the center of the outer channel in the block in kilohertz and where f is greater than 12.5 kHz.

(2) For any frequency removed from the EA licensee's frequency block greater than 37.5 kHz, the power of any emission shall be attenuated below the transmitter power (P) in watts by at least 43 + $10Log_{10}(P)$ decibels or 80 decibels, whichever is the lesser attenuation, where f is the frequency removed from the center of the outer channel in the block in kilohertz and where f is greater than 37.5 kHz.

### 3.3.2 Measuring Instruments

The measuring equipment is listed in the section 4 of this test report.

### 3.3.3 Test Procedures

1. The EUT was connected to spectrum analyzer and base station via power divider.
2. The emissions mask of low and high channels for the highest RF powers were measured.
3. The measured RBW and the VBW set 3 times of RBW are then set in spectrum analyzer, and the RBW correction factor 10log (1% of OBW/measured RBW)(dB) was compensated, if required.
4. The test results were shown below plots with a correction offset factor including cable loss, insertion loss of power divider.

### 3.3.4 Test Setup

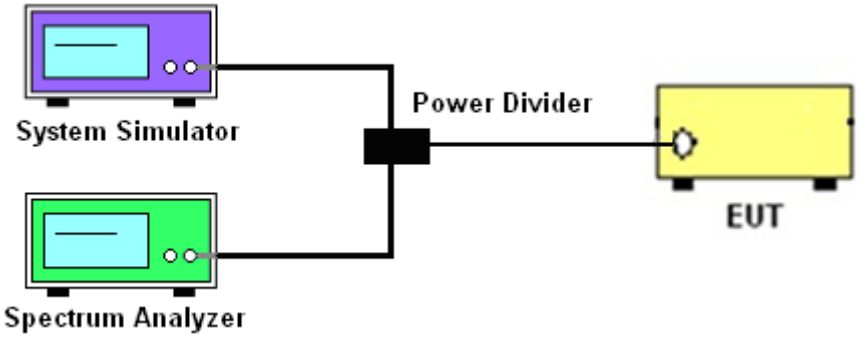


### 3.3.5 Test Result (Plots) of Conducted Emissions Mask

Please refer to Appendix A.

## 3.4 Emissions Mask – Out Of Band Emissions Measurement

### 3.4.1 Description of Conducted Emissions Out of band emissions measurement

The power of any emission FCC Part 90.691 (a)(2) on any frequency removed from the assigned frequency by out of the authorized bandwidth at least 43 + 10 log (P) dB. It is measured by means of a calibrated spectrum analyzer and scanned from 30 MHz up to a frequency including its 10th harmonic.

### 3.4.2 Measuring Instruments

The measuring equipment is listed in the section 4 of this test report.

### 3.4.3 Test Procedures

1. The EUT was connected to spectrum analyzer and system simulator via a power divider.
2. The RF output of EUT was connected to the spectrum analyzer by RF cable and attenuator. The path loss was compensated to the results for each measurement.
3. The middle channel for the highest RF power within the transmitting frequency was measured.
4. The conducted spurious emission for the whole frequency range was taken.
5. Make the measurement with the spectrum analyzer's RBW = 1MHz, VBW = 3MHz, taking the record of maximum spurious emission.
6. The RF fundamental frequency should be excluded against the limit line in the operating frequency band.
7. The limit line is derived from 43 + 10log(P)dB below the transmitter power P(Watts)

### 3.4.4 Test Setup

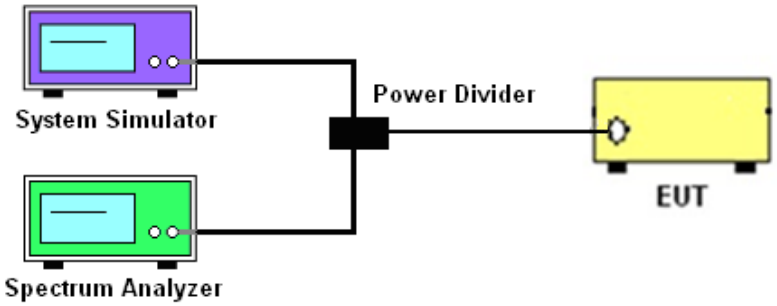


### 3.4.5 Test Result (Plots) of Conducted Emission

Please refer to Appendix A.

## 3.5 Field Strength of Spurious Radiation Measurement

### 3.5.1 Description of Field Strength of Spurious Radiated Measurement

The radiated spurious emission was measured by substitution method according to ANSI C63.26. The power of any emission FCC Part 90.691 on any frequency removed from the assigned frequency by more than 250 percent of the authorized bandwidth at least 43 + 10 log (P) dB. The spectrum is scanned from 30 MHz up to a frequency including its 10th harmonic.

The power of any emission outside of the authorized operating frequency ranges must be attenuated below the transmitter power (P) by a factor of at least $43+10\log_{10}(P[\text{Watts}])$ dB. The spectrum is scanned from 30 MHz up to a frequency including its 10th harmonic.

### 3.5.2 Measuring Instruments

The measuring equipment is listed in the section 4 of this test report.

### 3.5.3 Test Procedures

1. The EUT was placed on a turntable with 0.8 meter for frequency below 1GHz and 1.5 meter for frequency above 1GHz respectively above ground.
2. The EUT was set 3 meters from the receiving antenna, which was mounted on the antenna tower.
3. The table was rotated 360 degrees to determine the position of the highest spurious emission.
4. The height of the receiving antenna is varied between one meter and four meters to search the maximum spurious emission for both horizontal and vertical polarizations.
5. Make the measurement with the spectrum analyzer's RBW = 1MHz, VBW = 3MHz, Sweep = 500ms, Taking the record of maximum spurious emission.
6. A horn antenna was substituted in place of the EUT and was driven by a signal generator.
7. Tune the output power of signal generator to the same emission level with EUT maximum spurious emission.
8. Taking the record of output power at antenna port.
9. Repeat step 7 to step 8 for another polarization.
10. EIRP (dBm) = S.G. Power – Tx Cable Loss + Tx Antenna Gain
11. ERP (dBm) = EIRP - 2.15
12. The RF fundamental frequency should be excluded against the limit line in the operating frequency band.
13. The limit line is derived from 43 + 10log(P) dB below the transmitter power P(Watts)

### 3.5.4 Test Setup

**For radiated test from 30MHz**

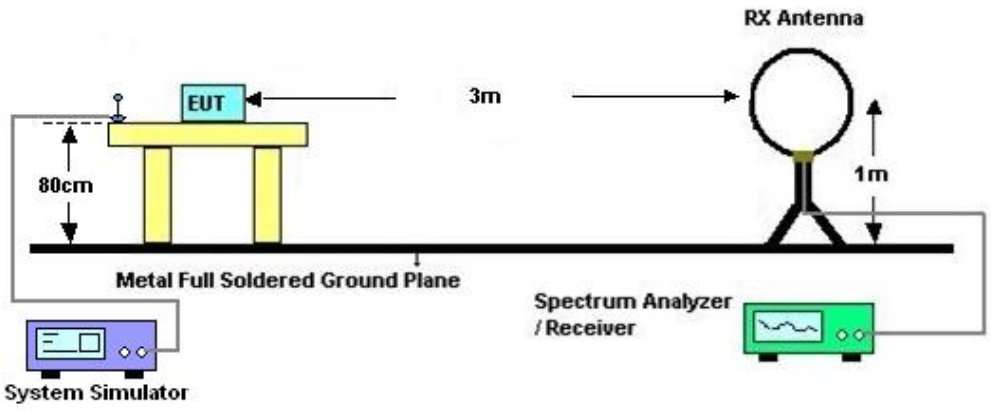


**For radiated test from 30MHz to 1GHz**

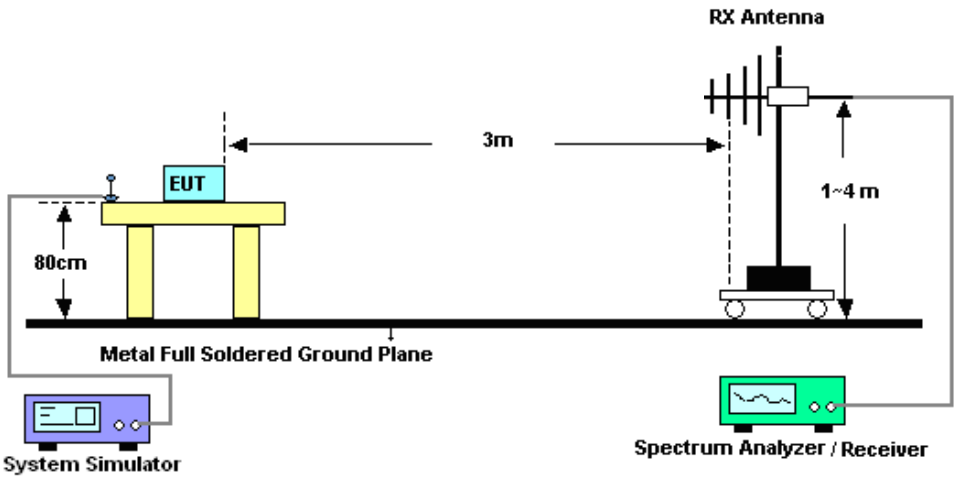

**For radiated test above 1GHz**

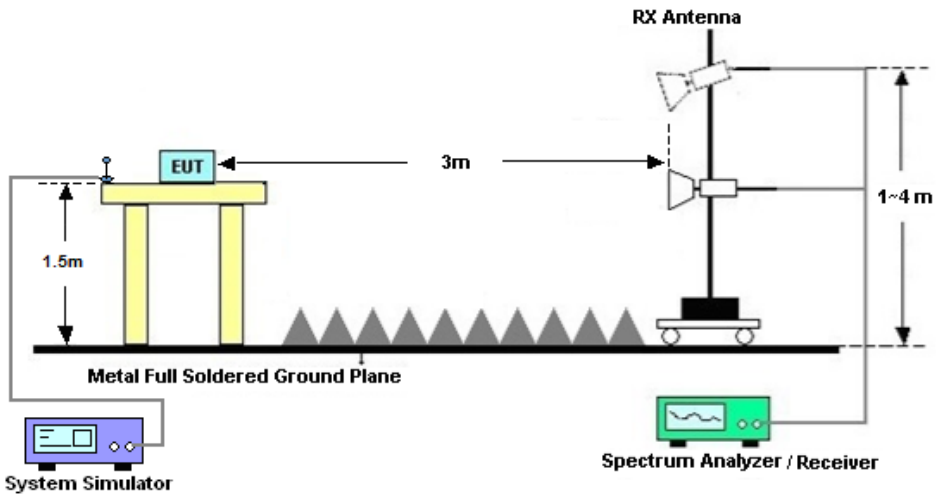


### 3.5.5 Test Result of Field Strength of Spurious Radiated

The low frequency, which started from 9 kHz to 30MHz, was pre-scanned and the result which was 20dB lower than the limit line was not reported.

Please refer to Appendix B.

## 3.6 Frequency Stability Measurement

### 3.6.1 Description of Frequency Stability Measurement

The frequency stability shall be measured by variation of ambient temperature and variation of primary supply voltage to ensure that the fundamental emission stays within the authorized frequency block. The frequency stability of the transmitter shall be maintained within ±0.00025% (±2.5ppm) of the center frequency according to FCC Part 90.213.

### 3.6.2 Measuring Instruments

The measuring equipment is listed in the section 4 of this test report.

### 3.6.3 Test Procedures for Temperature Variation

1. The EUT was set up in the thermal chamber and connected with the base station.
2. With power OFF, the temperature was decreased to -30°C and the EUT was stabilized for three hours. Power was applied and the maximum change in frequency was recorded within one minute.
3. With power OFF, the temperature was raised in 10°C step up to 50°C. The EUT was stabilized at each step for at least half an hour. Power was applied and the maximum frequency change was recorded within one minute.

### 3.6.4 Test Procedures for Voltage Variation

1. The EUT was placed in a temperature chamber at 20±5°C and connected with the system simulator.
2. The power supply voltage to the EUT was varied from 85% to 115% of the nominal value for other than hand carried battery equipment.
3. For hand carried, battery powered equipment, reduce the primary ac or dc supply voltage to the
4. battery operating end point, which shall be specified by the manufacturer.
5. The variation in frequency was measured for the worst case.

### 3.6.5 Test Setup

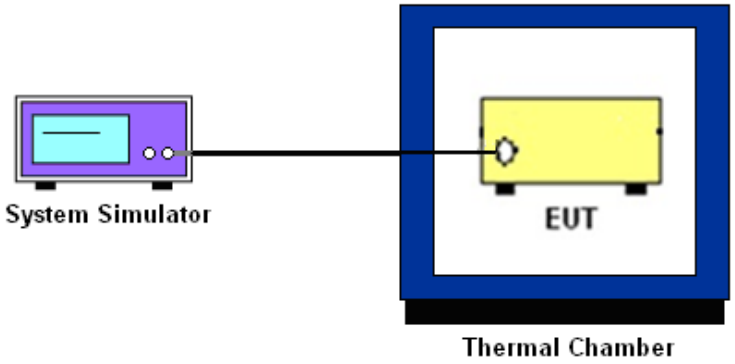


### 3.6.6 Test Result of Temperature Variation

Please refer to Appendix A.

# 4 List of Measuring Equipment

| Instrument | Manufacturer | Model No. | Serial No. | Characteristics | Calibration Date | Test Date | Due Date | Remark |
|---|---|---|---|---|---|---|---|---|
| Spectrum Analyzer | R&S | FSV40 | 101078 | 10Hz~40GHz | Apr. 02, 2025 | Mar. 10, 2026~ Mar. 16, 2026 | Apr. 01, 2026 | Conducted (TH01-SZ) |
| DC Power Supply | TTI | PL330P | 290070 | Max 32V，3A | Oct.13, 2025 | Mar. 10, 2026~ Mar. 16, 2026 | Oct. 12, 2026 | Conducted (TH01-SZ) |
| Power Divider | Titan | P02N005180 | 923402 | 0.4GHz~26.5GHz | Nov. 07, 2025 | Mar. 10, 2026~ Mar. 16, 2026 | Nov. 06, 2026 | Conducted (TH01-SZ) |
| Thermal Chamber | Ten Billion Hongzhangroup | LP-150U | H2014081803 | -40~+150°C | Jul. 02, 2025 | Mar. 10, 2026~ Mar. 16, 2026 | Jul. 01, 2026 | Conducted (TH01-SZ) |
| EXA Spectrum Analyzer | KEYSIGHT | N9010A | MY55150213 | 10Hz~44GHz | Jul. 03, 2025 | Mar. 12, 2026 | Jul. 02, 2026 | Radiation (03CH02-SZ) |
| Loop Antenna | R&S | HFH2-Z2E | 101141 | 9kHz~30MHz | Dec. 25, 2025 | Mar. 12, 2026 | Dec. 24, 2026 | Radiation (03CH02-SZ) |
| Bilog Antenna | TeseQ | CBL6112D | 35407 | 30MHz-2GHz | Dec. 23, 2025 | Mar. 12, 2026 | Dec. 22, 2027 | Radiation (03CH02-SZ) |
| Double Ridge Horn Antenna | ETS-Lindgren | 3117 | 00119436 | 1GHz~18GHz | Jul. 04, 2025 | Mar. 12, 2026 | Jul. 04, 2026 | Radiation (03CH02-SZ) |
| HF Amplifier | MITEQ | TTA1840-35-HG | 1871923 | 18GHz~40GHz | Jul. 03, 2025 | Mar. 12, 2026 | Jul. 03, 2026 | Radiation (03CH02-SZ) |
| SHF-EHF Horn | com-power | AH-840 | 101071 | 18Ghz-40GHz | Apr. 03, 2025 | Mar. 12, 2026 | Apr. 02, 2027 | Radiation (03CH02-SZ) |
| LF Amplifier | EM Electronics | EM330 | 060788 | 20MHz-3GHz | Dec. 25, 2025 | Mar. 12, 2026 | Dec. 24, 2026 | Radiation (03CH02-SZ) |
| HF Amplifier | KEYSIGHT | 83017A | MY53270105 | 0.5GHz~26.5Ghz | Oct. 13, 2025 | Mar. 12, 2026 | Oct. 12, 2026 | Radiation (03CH02-SZ) |
| AC Power Source | Chroma | 61601 | 616010003043 | N/A | Oct. 13, 2025 | Mar. 12, 2026 | Oct. 12, 2026 | Radiation (03CH02-SZ) |
| Turn Table | Chaintek | T-200 | N/A | 0~360 degree | NCR | Mar. 12, 2026 | NCR | Radiation (03CH02-SZ) |
| Antenna Mast | Chaintek | MBS-400 | N/A | 1 m~4 m | NCR | Mar. 12, 2026 | NCR | Radiation (03CH02-SZ) |

NCR: No Calibration Required

# 5 Measurement Uncertainty

The measurement uncertainties shown below were calculated in accordance with the requirements of ANSI 63.26-2015. All the measurement uncertainty value were shown with a coverage K=2 to indicate 95% level of confidence. The measurement data show herein meets or exceeds the CISPR measurement uncertainty values specified in CISPR 16-4-2 and can be compared directly to specified limit to determine compliance.

**Uncertainty of Conducted Measurement**

| Test Item | Uncertainty |
|---|---|
| Conducted Spurious Emission & Bandedge | ±1.34 dB |
| Occupied Channel Bandwidth | ±0.012 MHz |
| Conducted Power | ±1.34 dB |
| Peak to Average Ratio | ±1.34 dB |
| Frequency Stability | ±1.3 Hz |

**Uncertainty of Radiated Emission Measurement (30 MHz ~ 1 GHz)**

| | |
|---|---|
| Measuring Uncertainty for a Level of Confidence of 95% (U = 2Uc(y)) | 2.47 dB |

**Uncertainty of Radiated Emission Measurement (1 GHz ~ 18 GHz)**

| | |
|---|---|
| Measuring Uncertainty for a Level of Confidence of 95% (U = 2Uc(y)) | 3.31 dB |

**Uncertainty of Radiated Emission Measurement (18 GHz ~ 40 GHz)**

| | |
|---|---|
| Measuring Uncertainty for a Level of Confidence of 95% (U = 2Uc(y)) | 3.72 dB |

**---------- THE END ----------**

# Appendix A. Test Results of Conducted Test

| Test Engineer : | Nina Cheng | Temperature : | 24~26℃ |
|---|---|---|---|
| | | Relative Humidity : | 50~53% |

## Conducted Output Power (Average power)

| BW [MHz] | Modulation | RB Size | RB Offset | Power Low Ch. / Freq. | Power Middle Ch. / Freq. | Power High Ch. / Freq. |
|---|---|---|---|---|---|---|
| Channel | | | | 26790 | | |
| Frequency (MHz) | | | | 824 | | |
| 15 | QPSK | 1 | 0 | 21.81 | | |
| 15 | QPSK | 1 | 37 | 21.78 | | |
| 15 | QPSK | 1 | 74 | 21.63 | | |
| 15 | QPSK | 36 | 0 | 20.83 | | |
| 15 | QPSK | 36 | 20 | 20.87 | | |
| 15 | QPSK | 36 | 39 | 20.86 | | |
| 15 | QPSK | 75 | 0 | 20.80 | | |
| 15 | 16QAM | 1 | 0 | 20.94 | | |
| 15 | 16QAM | 1 | 37 | 20.99 | | |
| 15 | 16QAM | 1 | 74 | 20.54 | | |
| 15 | 16QAM | 36 | 0 | 19.69 | | |
| 15 | 16QAM | 36 | 20 | 19.78 | | |
| 15 | 16QAM | 36 | 39 | 19.89 | | |
| 15 | 16QAM | 75 | 0 | 19.77 | | |
| 15 | 64QAM | 1 | 0 | 19.95 | | |
| 15 | 64QAM | 1 | 37 | 19.96 | | |
| 15 | 64QAM | 1 | 74 | 19.68 | | |
| 15 | 64QAM | 36 | 0 | 18.80 | | |
| 15 | 64QAM | 36 | 20 | 18.78 | | |
| 15 | 64QAM | 36 | 39 | 18.88 | | |
| 15 | 64QAM | 75 | 0 | 18.78 | | |
| 15 | 256QAM | 1 | 0 | 16.70 | | |
| 15 | 256QAM | 1 | 37 | 16.59 | | |
| 15 | 256QAM | 1 | 74 | 16.54 | | |
| 15 | 256QAM | 36 | 0 | 16.54 | | |
| 15 | 256QAM | 36 | 20 | 16.65 | | |
| 15 | 256QAM | 36 | 39 | 16.58 | | |
| 15 | 256QAM | 75 | 0 | 16.55 | | |
| Channel | | | | | 26740 | |
| Frequency (MHz) | | | | | 819 | |
| 10 | QPSK | 1 | 0 | | 21.69 | |
| 10 | QPSK | 1 | 25 | | 21.43 | |
| 10 | QPSK | 1 | 49 | | 21.51 | |

| | | | | | | |
|---|---|---|---|---|---|---|
| 10 | QPSK | 25 | 0 | | 20.69 | |
| 10 | QPSK | 25 | 12 | | 20.60 | |
| 10 | QPSK | 25 | 25 | | 20.62 | |
| 10 | QPSK | 50 | 0 | | 20.69 | |
| 10 | 16QAM | 1 | 0 | | 20.53 | |
| 10 | 16QAM | 1 | 25 | | 21.29 | |
| 10 | 16QAM | 1 | 49 | | 20.67 | |
| 10 | 16QAM | 25 | 0 | | 19.60 | |
| 10 | 16QAM | 25 | 12 | | 19.53 | |
| 10 | 16QAM | 25 | 25 | | 19.60 | |
| 10 | 16QAM | 50 | 0 | | 19.62 | |
| 10 | 64QAM | 1 | 0 | | 19.50 | |
| 10 | 64QAM | 1 | 25 | | 19.67 | |
| 10 | 64QAM | 1 | 49 | | 19.79 | |
| 10 | 64QAM | 25 | 0 | | 18.56 | |
| 10 | 64QAM | 25 | 12 | | 18.67 | |
| 10 | 64QAM | 25 | 25 | | 18.65 | |
| 10 | 64QAM | 50 | 0 | | 18.69 | |
| 10 | 256QAM | 1 | 0 | | 16.66 | |
| 10 | 256QAM | 1 | 25 | | 16.67 | |
| 10 | 256QAM | 1 | 49 | | 16.65 | |
| 10 | 256QAM | 25 | 0 | | 16.54 | |
| 10 | 256QAM | 25 | 12 | | 16.65 | |
| 10 | 256QAM | 25 | 25 | | 16.62 | |
| 10 | 256QAM | 50 | 0 | | 16.63 | |
| Channel | | | | 26715 | 26740 | 26765 |
| Frequency (MHz) | | | | 816.5 | 819 | 821.5 |
| 5 | QPSK | 1 | 0 | 21.54 | 21.69 | 21.44 |
| 5 | QPSK | 1 | 12 | 21.58 | 21.46 | 21.68 |
| 5 | QPSK | 1 | 24 | 21.34 | 21.67 | 21.61 |
| 5 | QPSK | 12 | 0 | 20.67 | 20.54 | 20.62 |
| 5 | QPSK | 12 | 7 | 20.87 | 20.73 | 20.43 |
| 5 | QPSK | 12 | 13 | 20.58 | 20.65 | 20.56 |
| 5 | QPSK | 25 | 0 | 20.66 | 20.55 | 20.58 |
| 5 | 16QAM | 1 | 0 | 20.80 | 20.39 | 20.73 |
| 5 | 16QAM | 1 | 12 | 20.98 | 21.36 | 20.74 |
| 5 | 16QAM | 1 | 24 | 20.49 | 20.73 | 20.69 |
| 5 | 16QAM | 12 | 0 | 19.52 | 19.72 | 19.55 |
| 5 | 16QAM | 12 | 7 | 19.65 | 19.54 | 19.56 |
| 5 | 16QAM | 12 | 13 | 19.70 | 19.65 | 19.58 |
| 5 | 16QAM | 25 | 0 | 19.71 | 19.78 | 19.49 |
| 5 | 64QAM | 1 | 0 | 19.95 | 19.53 | 19.55 |
| 5 | 64QAM | 1 | 12 | 19.86 | 19.48 | 20.14 |
| 5 | 64QAM | 1 | 24 | 19.48 | 19.74 | 19.55 |
| 5 | 64QAM | 12 | 0 | 18.67 | 18.71 | 18.51 |
| 5 | 64QAM | 12 | 7 | 18.65 | 18.72 | 18.66 |
| 5 | 64QAM | 12 | 13 | 18.76 | 18.74 | 18.64 |

| | | | | | | |
|---|---|---|---|---|---|---|
| 5 | 64QAM | 25 | 0 | 18.67 | 18.68 | 18.48 |
| 5 | 256QAM | 1 | 0 | 16.60 | 16.68 | 16.56 |
| 5 | 256QAM | 1 | 12 | 16.57 | 16.67 | 16.61 |
| 5 | 256QAM | 1 | 24 | 16.41 | 16.69 | 16.56 |
| 5 | 256QAM | 12 | 0 | 16.51 | 16.69 | 16.66 |
| 5 | 256QAM | 12 | 7 | 16.54 | 16.64 | 16.65 |
| 5 | 256QAM | 12 | 13 | 16.52 | 16.64 | 16.67 |
| 5 | 256QAM | 25 | 0 | 16.38 | 16.54 | 16.71 |
| Channel | | | | 26705 | 26740 | 26775 |
| Frequency (MHz) | | | | 815.5 | 819 | 822.5 |
| 3 | QPSK | 1 | 0 | 21.47 | 21.67 | 21.57 |
| 3 | QPSK | 1 | 8 | 21.64 | 21.45 | 21.56 |
| 3 | QPSK | 1 | 14 | 21.46 | 21.60 | 21.54 |
| 3 | QPSK | 8 | 0 | 20.73 | 20.51 | 20.55 |
| 3 | QPSK | 8 | 4 | 20.89 | 20.75 | 20.47 |
| 3 | QPSK | 8 | 7 | 20.63 | 20.64 | 20.56 |
| 3 | QPSK | 15 | 0 | 20.75 | 20.61 | 20.63 |
| 3 | 16QAM | 1 | 0 | 20.85 | 20.47 | 20.76 |
| 3 | 16QAM | 1 | 8 | 20.83 | 21.20 | 20.90 |
| 3 | 16QAM | 1 | 14 | 20.43 | 20.72 | 20.62 |
| 3 | 16QAM | 8 | 0 | 19.67 | 19.60 | 19.52 |
| 3 | 16QAM | 8 | 4 | 19.74 | 19.55 | 19.57 |
| 3 | 16QAM | 8 | 7 | 19.80 | 19.67 | 19.58 |
| 3 | 16QAM | 15 | 0 | 19.68 | 19.66 | 19.51 |
| 3 | 64QAM | 1 | 0 | 19.83 | 19.68 | 19.56 |
| 3 | 64QAM | 1 | 8 | 19.78 | 19.62 | 20.14 |
| 3 | 64QAM | 1 | 14 | 19.63 | 19.82 | 19.61 |
| 3 | 64QAM | 8 | 0 | 18.66 | 18.74 | 18.63 |
| 3 | 64QAM | 8 | 4 | 18.69 | 18.54 | 18.69 |
| 3 | 64QAM | 8 | 7 | 18.85 | 18.71 | 18.63 |
| 3 | 64QAM | 15 | 0 | 18.68 | 18.68 | 18.56 |
| 3 | 256QAM | 1 | 0 | 16.62 | 16.80 | 16.60 |
| 3 | 256QAM | 1 | 8 | 16.44 | 16.60 | 16.71 |
| 3 | 256QAM | 1 | 14 | 16.46 | 16.79 | 16.52 |
| 3 | 256QAM | 8 | 0 | 16.37 | 16.60 | 16.48 |
| 3 | 256QAM | 8 | 4 | 16.64 | 16.72 | 16.69 |
| 3 | 256QAM | 8 | 7 | 16.46 | 16.75 | 16.63 |
| 3 | 256QAM | 15 | 0 | 16.53 | 16.55 | 16.68 |
| Channel | | | | 26697 | 26740 | 26783 |
| Frequency (MHz) | | | | 814.7 | 819 | 823.3 |
| 1.4 | QPSK | 1 | 0 | 21.64 | 21.68 | 21.55 |
| 1.4 | QPSK | 1 | 3 | 21.71 | 21.70 | 21.64 |
| 1.4 | QPSK | 1 | 5 | 21.68 | 21.69 | 21.57 |
| 1.4 | QPSK | 3 | 0 | 21.69 | 21.66 | 21.61 |
| 1.4 | QPSK | 3 | 1 | 21.70 | 21.66 | 21.64 |
| 1.4 | QPSK | 3 | 3 | 21.66 | 21.70 | 21.61 |
| 1.4 | QPSK | 6 | 0 | 20.77 | 20.74 | 20.69 |

| | | | | | | |
|---|---|---|---|---|---|---|
| 1.4 | 16QAM | 1 | 0 | 21.08 | 20.96 | 20.95 |
| 1.4 | 16QAM | 1 | 3 | 21.10 | 21.10 | 20.93 |
| 1.4 | 16QAM | 1 | 5 | 20.93 | 21.04 | 20.87 |
| 1.4 | 16QAM | 3 | 0 | 20.87 | 20.73 | 20.75 |
| 1.4 | 16QAM | 3 | 1 | 20.85 | 20.85 | 20.72 |
| 1.4 | 16QAM | 3 | 3 | 20.80 | 20.81 | 20.71 |
| 1.4 | 16QAM | 6 | 0 | 19.85 | 19.78 | 19.75 |
| 1.4 | 64QAM | 1 | 0 | 19.88 | 19.86 | 19.93 |
| 1.4 | 64QAM | 1 | 3 | 20.04 | 20.02 | 19.86 |
| 1.4 | 64QAM | 1 | 5 | 19.89 | 19.92 | 19.82 |
| 1.4 | 64QAM | 3 | 0 | 19.87 | 19.82 | 19.75 |
| 1.4 | 64QAM | 3 | 1 | 19.90 | 19.89 | 19.75 |
| 1.4 | 64QAM | 3 | 3 | 19.82 | 19.88 | 19.73 |
| 1.4 | 64QAM | 6 | 0 | 18.80 | 18.82 | 18.64 |
| 1.4 | 256QAM | 1 | 0 | 16.61 | 16.74 | 16.56 |
| 1.4 | 256QAM | 1 | 3 | 16.75 | 16.71 | 16.64 |
| 1.4 | 256QAM | 1 | 5 | 16.59 | 16.59 | 16.54 |
| 1.4 | 256QAM | 3 | 0 | 16.60 | 16.75 | 16.70 |
| 1.4 | 256QAM | 3 | 1 | 16.79 | 16.64 | 16.55 |
| 1.4 | 256QAM | 3 | 3 | 16.75 | 16.80 | 16.53 |
| 1.4 | 256QAM | 6 | 0 | 16.62 | 16.56 | 16.64 |

# LTE Band 26_Part 90S

## Peak-to-Average Ratio

| Mode | LTE Band 26 / 10MHz | | | |
|---|---|---|---|---|
| Mod. | QPSK | 16QAM | 64QAM | Limit: 13dB |
| RB Size | Full RB | Full RB | Full RB | Result |
| Middle CH | 4.87 | 5.77 | 6.26 | PASS |

| LTE Band 26 / 10MHz / QPSK | LTE Band 26 / 10MHz / 16QAM |
|---|---|
| **Middle Channel / Full RB** | **Middle Channel / Full RB** |
| 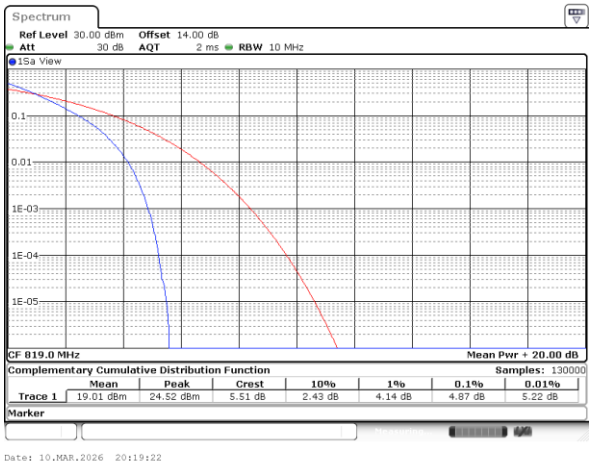 | 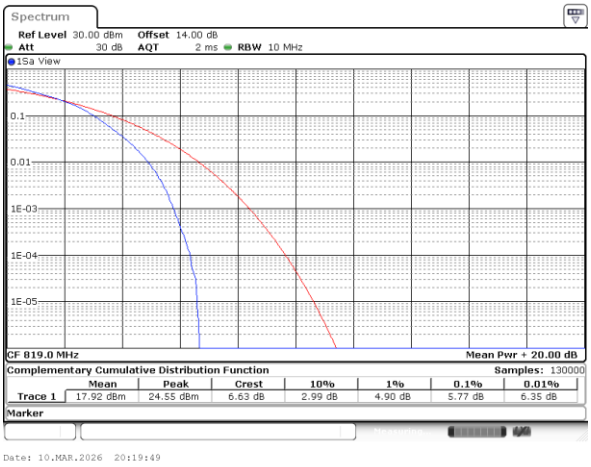 |
| **LTE Band 26 / 10MHz / 64QAM** | |
| **Middle Channel / Full RB** | |
| 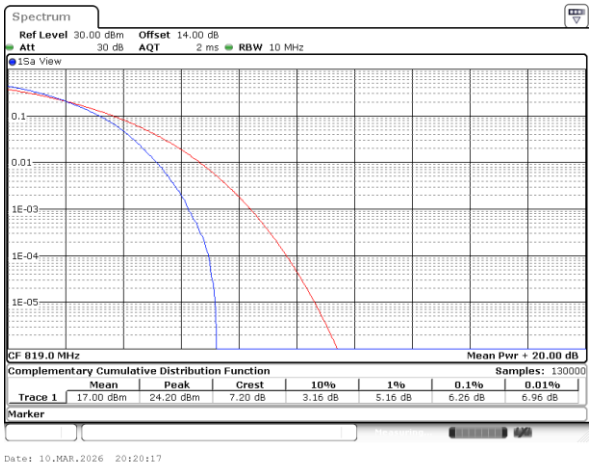 | |

# 26dB Bandwidth

| Mode | LTE Band 26 : 26dB BW(MHz) | | | | | | | | | | | |
|---|---|---|---|---|---|---|---|---|---|---|---|---|
| BW | 1.4MHz | | 3MHz | | 5MHz | | 10MHz | | 15MHz | | 20MHz | |
| Mod. | QPSK | 16QAM | QPSK | 16QAM | QPSK | 16QAM | QPSK | 16QAM | QPSK | 16QAM | QPSK | 16QAM |
| Middle CH | 1.33 | 1.30 | 3.16 | 3.10 | 5.01 | 5.04 | 9.71 | 10.13 | - | - | - | - |
| High CH | - | - | - | - | - | - | - | - | 14.90 | 14.24 | - | - |

## LTE Band 26

### Middle Channel / 1.4MHz / QPSK

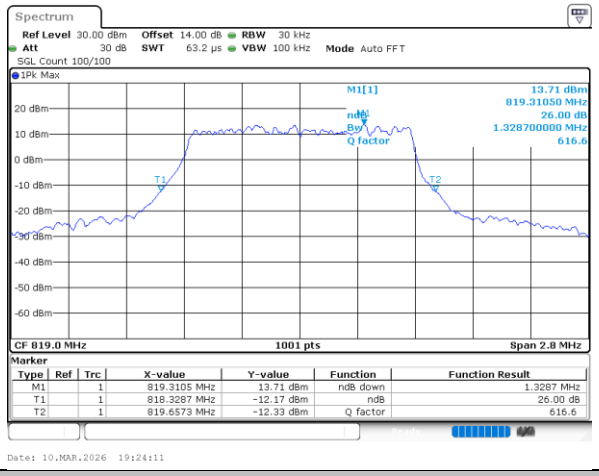


### Middle Channel / 1.4MHz / 16QAM

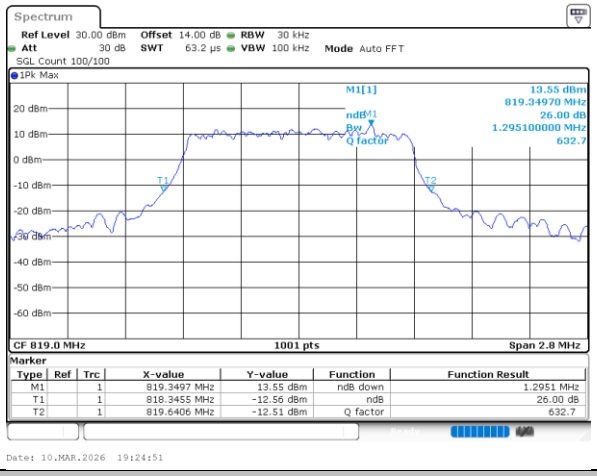


### Middle Channel / 3MHz / QPSK

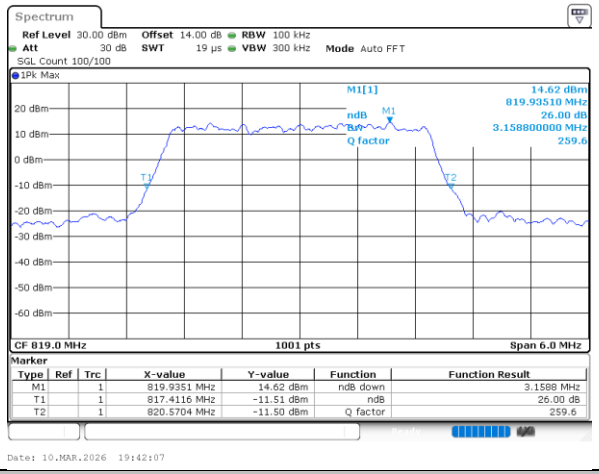


### Middle Channel / 3MHz / 16QAM

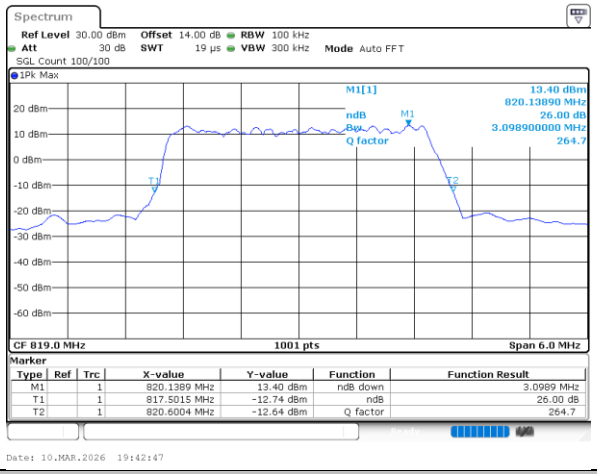


### Middle Channel / 5MHz / QPSK

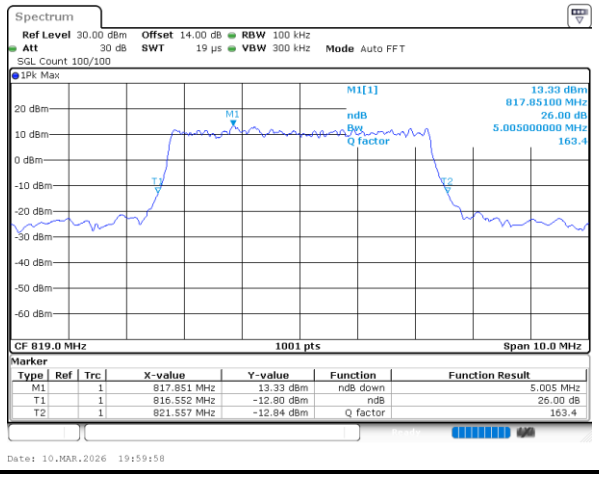


### Middle Channel / 5MHz / 16QAM

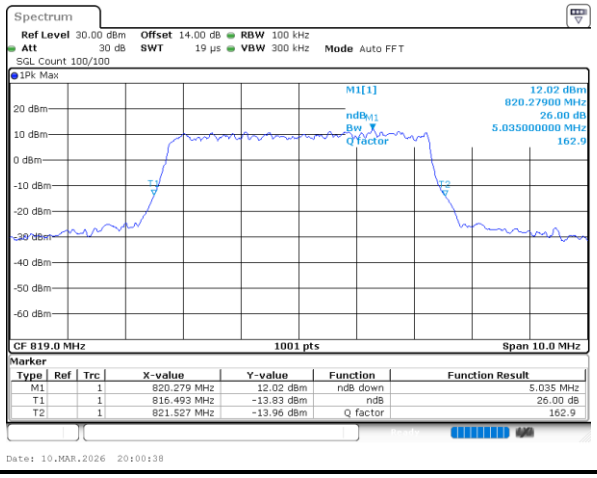

## LTE Band 26

### Middle Channel / 10MHz / QPSK

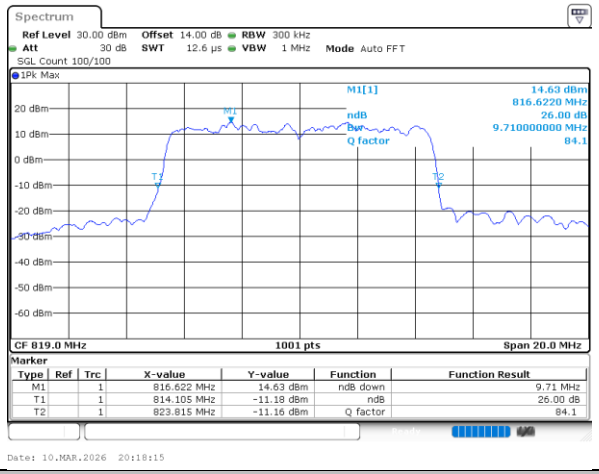


### Middle Channel / 10MHz / 16QAM

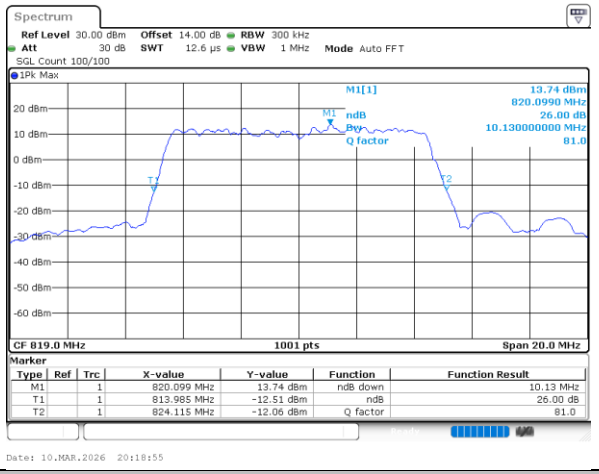


### High Channel / 15MHz / QPSK

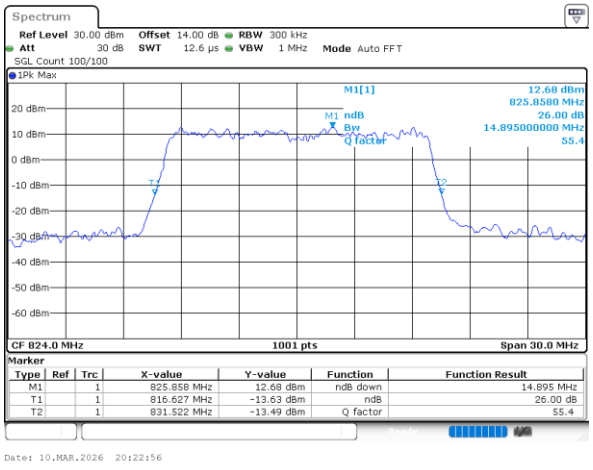


### High Channel / 15MHz / 16QAM

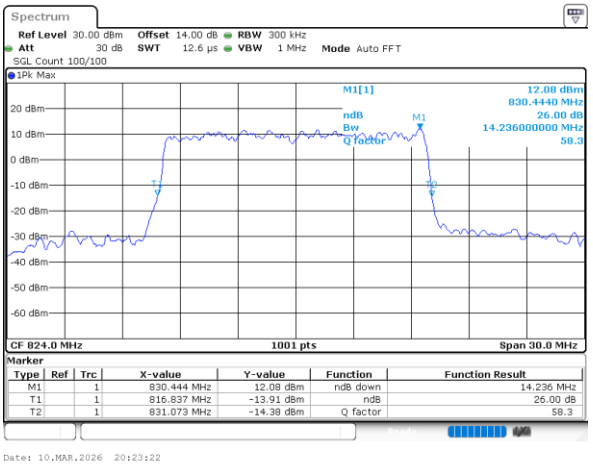

# Occupied Bandwidth

| Mode | LTE Band 26 : 99%OBW(MHz) | | | | | | | | | | | |
|---|---|---|---|---|---|---|---|---|---|---|---|---|
| BW | 1.4MHz | | 3MHz | | 5MHz | | 10MHz | | 15MHz | | 20MHz | |
| Mod. | QPSK | 16QAM | QPSK | 16QAM | QPSK | 16QAM | QPSK | 16QAM | QPSK | 16QAM | QPSK | 16QAM |
| Middle CH | 1.09 | 1.10 | 2.73 | 2.75 | 4.50 | 4.51 | 9.01 | 9.05 | - | - | - | - |
| High CH | - | - | - | - | - | - | - | - | 13.43 | 13.46 | - | - |

## LTE Band 26

### Middle Channel / 1.4MHz / QPSK

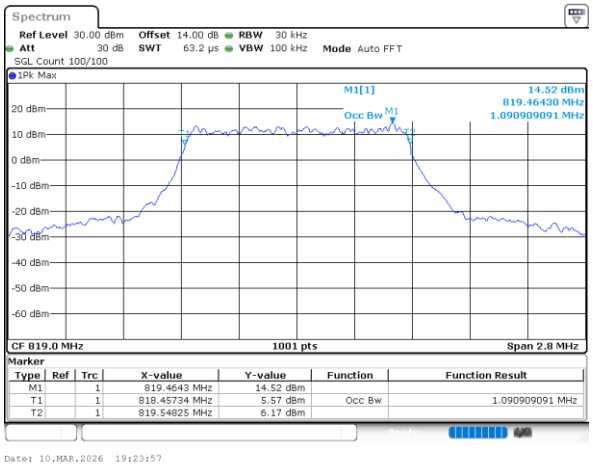


### Middle Channel / 1.4MHz / 16QAM

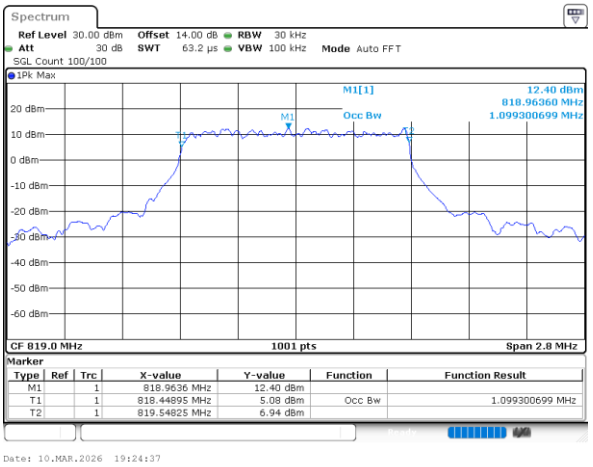


### Middle Channel / 3MHz / QPSK

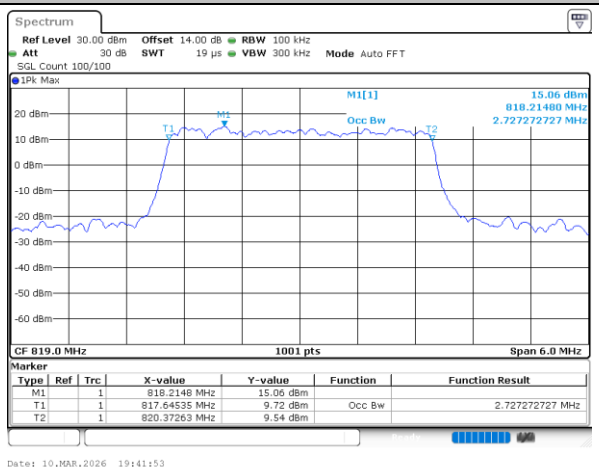


### Middle Channel / 3MHz / 16QAM

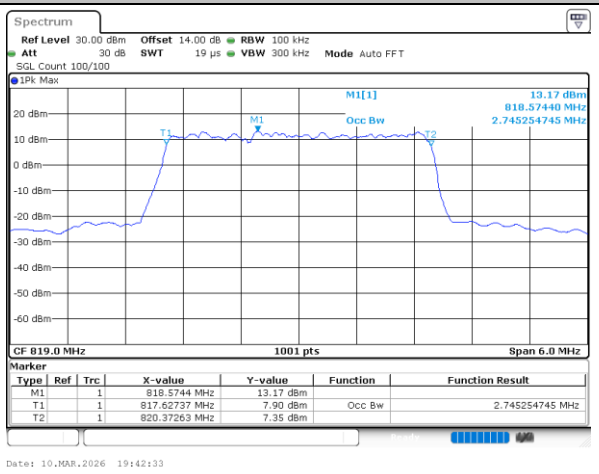


### Middle Channel / 5MHz / QPSK

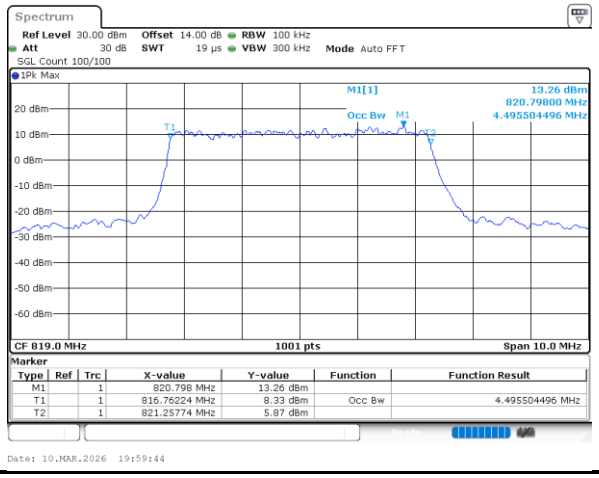


### Middle Channel / 5MHz / 16QAM

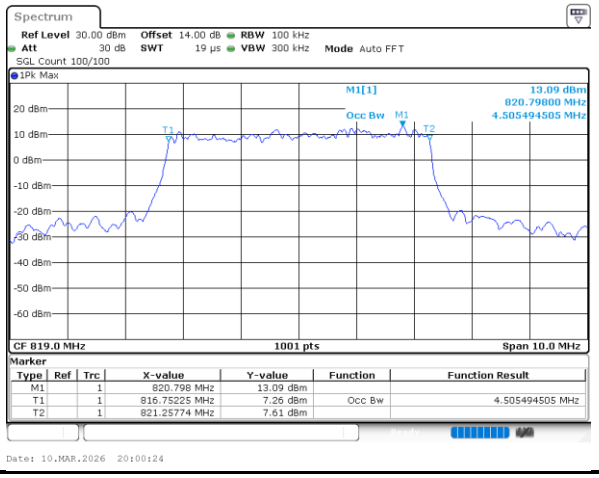

## LTE Band 26

### Middle Channel / 10MHz / QPSK

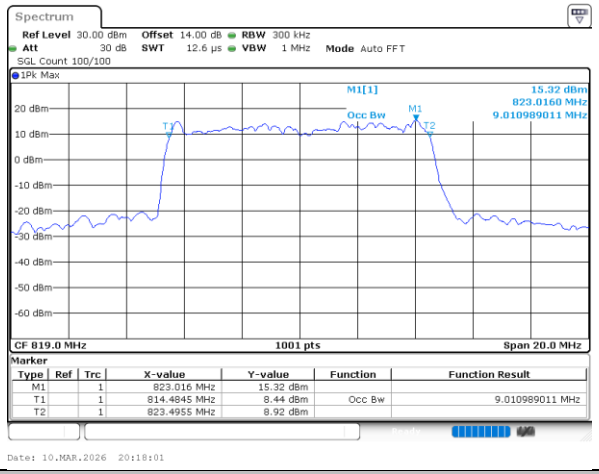


### Middle Channel / 10MHz / 16QAM

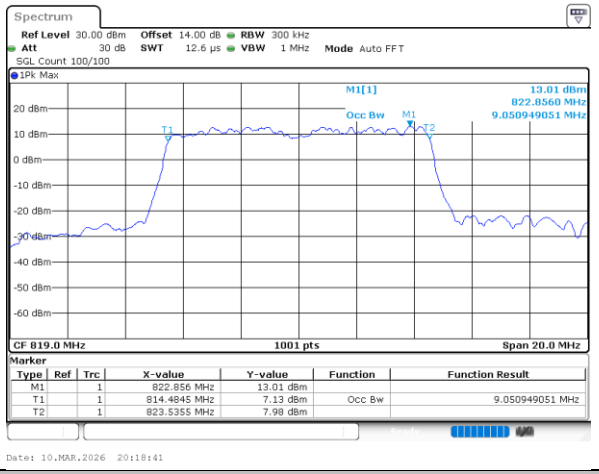


### High Channel / 15MHz / QPSK

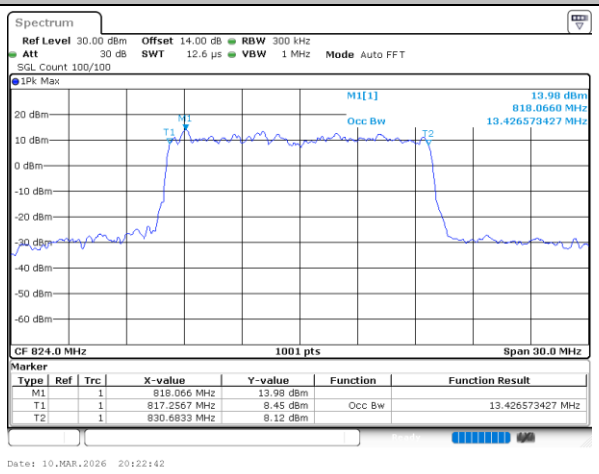


### High Channel / 15MHz / 16QAM

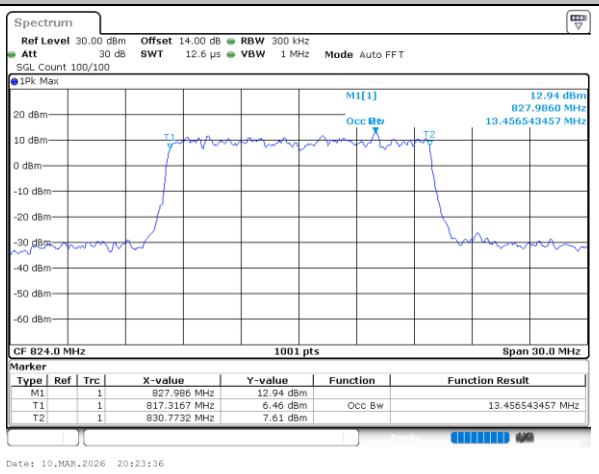

# Emission masks – In-band emissions

## LTE Band 26 / 1.4MHz / QPSK

### Lowest Band Edge / 1RB

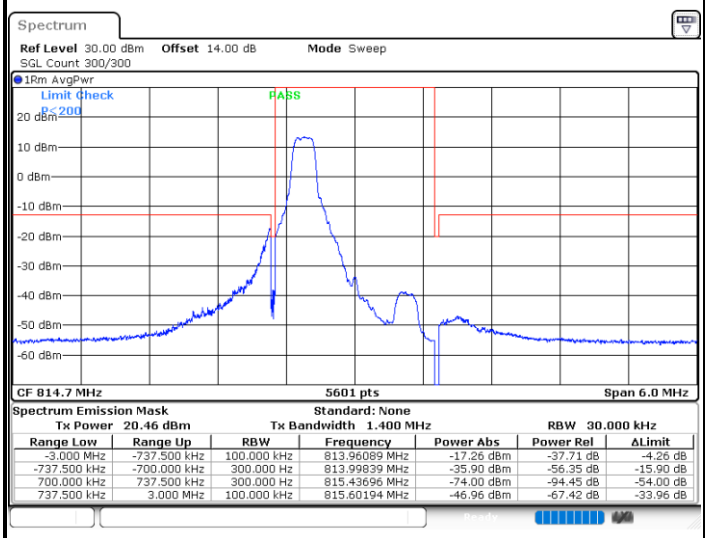


Spectrum Emission Mask Standard: None
Tx Power 20.46 dBm Tx Bandwidth 1.400 MHz RBW 30.000 kHz

| Range Low | Range Up | RBW | Frequency | Power Abs | Power Rel | ΔLimit |
|---|---|---|---|---|---|---|
| -3.000 MHz | -737.500 kHz | 100.000 kHz | 813.96089 MHz | -17.26 dBm | -37.71 dB | -4.26 dB |
| -737.500 kHz | -700.000 kHz | 300.000 Hz | 813.99839 MHz | -35.90 dBm | -56.35 dB | -15.90 dB |
| 700.000 kHz | 737.500 kHz | 300.000 Hz | 815.43696 MHz | -74.00 dBm | -94.45 dB | -54.00 dB |
| 737.500 kHz | 3.000 MHz | 100.000 kHz | 815.60194 MHz | -46.96 dBm | -67.42 dB | -33.96 dB |

Date: 13.MAR.2026 13:33:38

### Highest Band Edge / 1RB

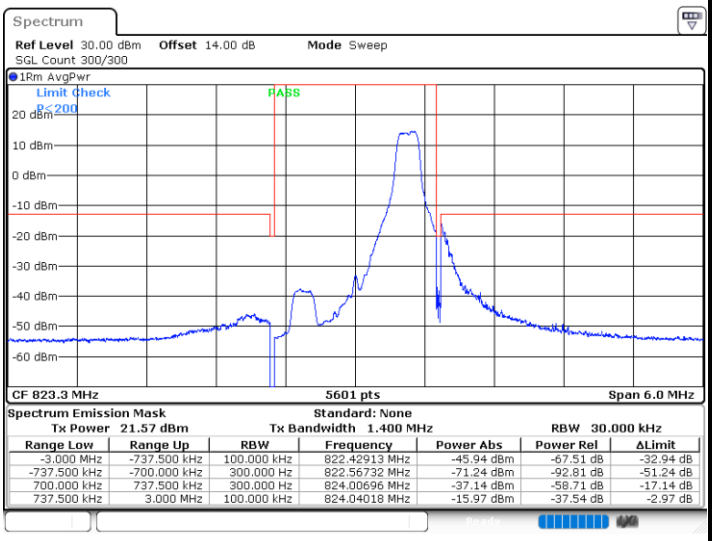


Spectrum Emission Mask Standard: None
Tx Power 21.57 dBm Tx Bandwidth 1.400 MHz RBW 30.000 kHz

| Range Low | Range Up | RBW | Frequency | Power Abs | Power Rel | ΔLimit |
|---|---|---|---|---|---|---|
| -3.000 MHz | -737.500 kHz | 100.000 kHz | 822.42913 MHz | -45.94 dBm | -67.51 dB | -32.94 dB |
| -737.500 kHz | -700.000 kHz | 300.000 Hz | 822.56732 MHz | -71.24 dBm | -92.81 dB | -51.24 dB |
| 700.000 kHz | 737.500 kHz | 300.000 Hz | 824.00696 MHz | -37.14 dBm | -58.71 dB | -17.14 dB |
| 737.500 kHz | 3.000 MHz | 100.000 kHz | 824.04018 MHz | -15.97 dBm | -37.54 dB | -2.97 dB |

Date: 16.MAR.2026 11:09:45

### Lowest Band Edge / 1RB-CP

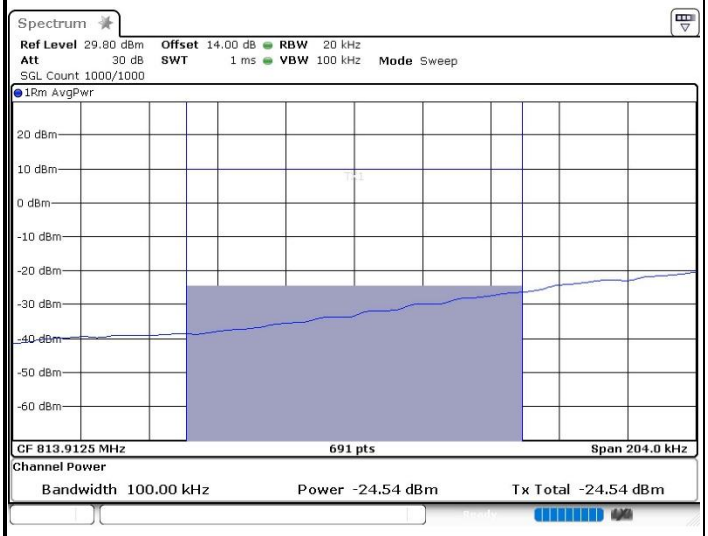


Channel Power
Bandwidth 100.00 kHz Power -24.54 dBm Tx Total -24.54 dBm

Date: 13.MAR.2026 13:34:45

### Highest Band Edge / 1RB-CP

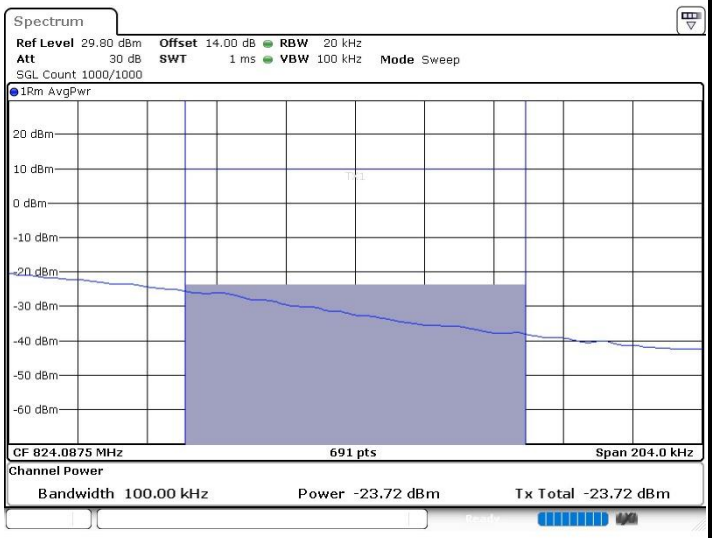


Channel Power
Bandwidth 100.00 kHz Power -23.72 dBm Tx Total -23.72 dBm

Date: 16.MAR.2026 11:10:42

| Lowest Band Edge / Full RB | Highest Band Edge / Full RB |
|---|---|

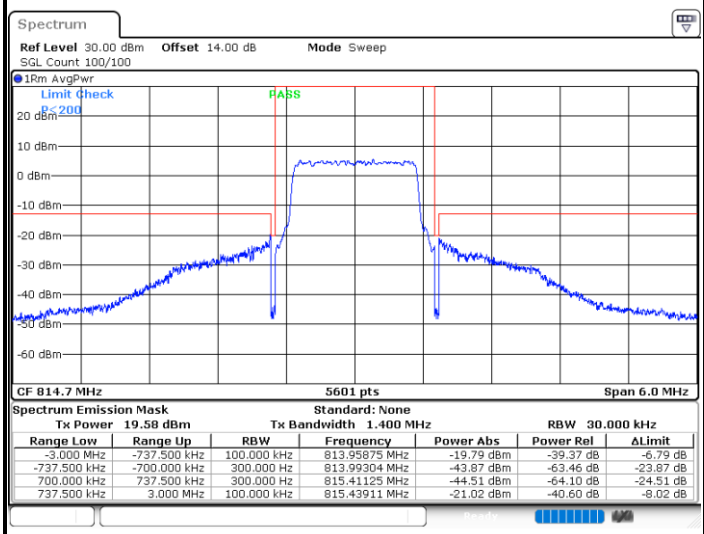


Spectrum Emission Mask Standard: None
Tx Power 19.58 dBm Tx Bandwidth 1.400 MHz RBW 30.000 kHz

| Range Low | Range Up | RBW | Frequency | Power Abs | Power Rel | ΔLimit |
|---|---|---|---|---|---|---|
| -3.000 MHz | -737.500 kHz | 100.000 kHz | 813.95875 MHz | -19.79 dBm | -39.37 dB | -6.79 dB |
| -737.500 kHz | -700.000 kHz | 300.000 Hz | 813.99304 MHz | -43.87 dBm | -63.46 dB | -23.87 dB |
| 700.000 kHz | 737.500 kHz | 300.000 Hz | 815.41125 MHz | -44.51 dBm | -64.10 dB | -24.51 dB |
| 737.500 kHz | 3.000 MHz | 100.000 kHz | 815.43911 MHz | -21.02 dBm | -40.60 dB | -8.02 dB |

Date: 10.MAR.2026 19:20:58

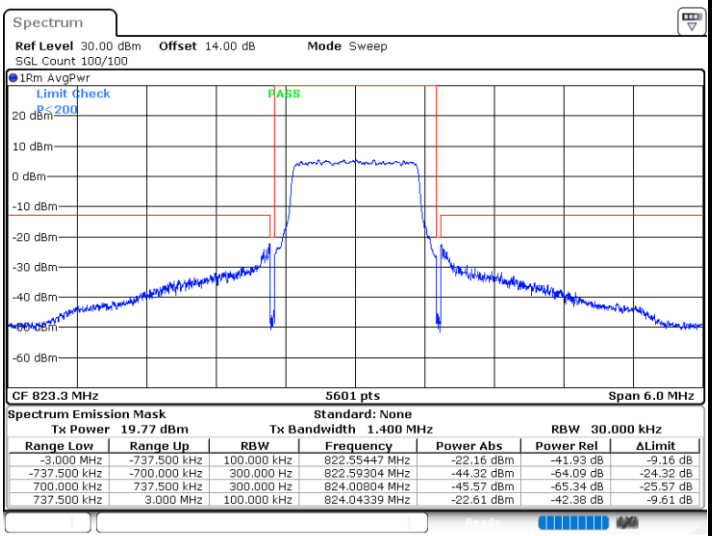


Spectrum Emission Mask Standard: None
Tx Power 19.77 dBm Tx Bandwidth 1.400 MHz RBW 30.000 kHz

| Range Low | Range Up | RBW | Frequency | Power Abs | Power Rel | ΔLimit |
|---|---|---|---|---|---|---|
| -3.000 MHz | -737.500 kHz | 100.000 kHz | 822.55447 MHz | -22.16 dBm | -41.93 dB | -9.16 dB |
| -737.500 kHz | -700.000 kHz | 300.000 Hz | 822.59304 MHz | -44.32 dBm | -64.09 dB | -24.32 dB |
| 700.000 kHz | 737.500 kHz | 300.000 Hz | 824.00804 MHz | -45.57 dBm | -65.34 dB | -25.57 dB |
| 737.500 kHz | 3.000 MHz | 100.000 kHz | 824.04339 MHz | -22.61 dBm | -42.38 dB | -9.61 dB |

Date: 10.MAR.2026 19:30:49

## LTE Band 26 / 1.4MHz / 16QAM

### Lowest Band Edge / 1 RB

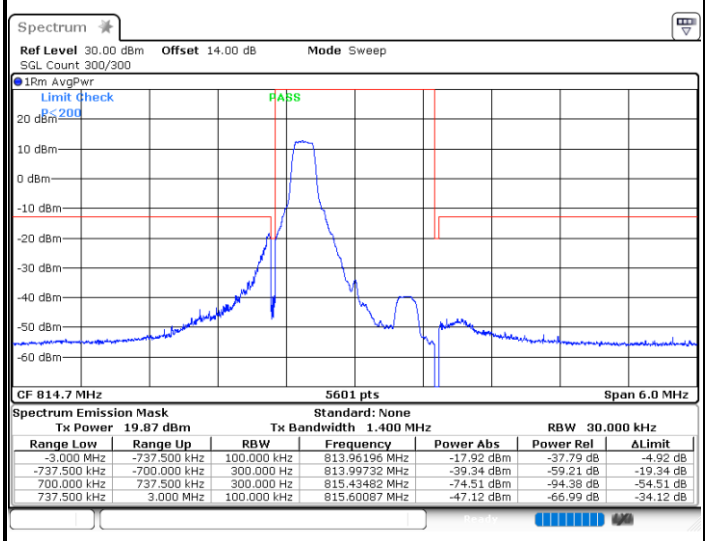


Spectrum Emission Mask Standard: None
Tx Power 19.87 dBm Tx Bandwidth 1.400 MHz RBW 30.000 kHz

| Range Low | Range Up | RBW | Frequency | Power Abs | Power Rel | ΔLimit |
|---|---|---|---|---|---|---|
| -3.000 MHz | -737.500 kHz | 100.000 kHz | 813.96196 MHz | -17.92 dBm | -37.79 dB | -4.92 dB |
| -737.500 kHz | -700.000 kHz | 300.000 Hz | 813.99732 MHz | -39.34 dBm | -59.21 dB | -19.34 dB |
| 700.000 kHz | 737.500 kHz | 300.000 Hz | 815.43482 MHz | -74.51 dBm | -94.38 dB | -54.51 dB |
| 737.500 kHz | 3.000 MHz | 100.000 kHz | 815.60087 MHz | -47.12 dBm | -66.99 dB | -34.12 dB |

Date: 13.MAR.2026 13:24:12

### Highest Band Edge / 1 RB

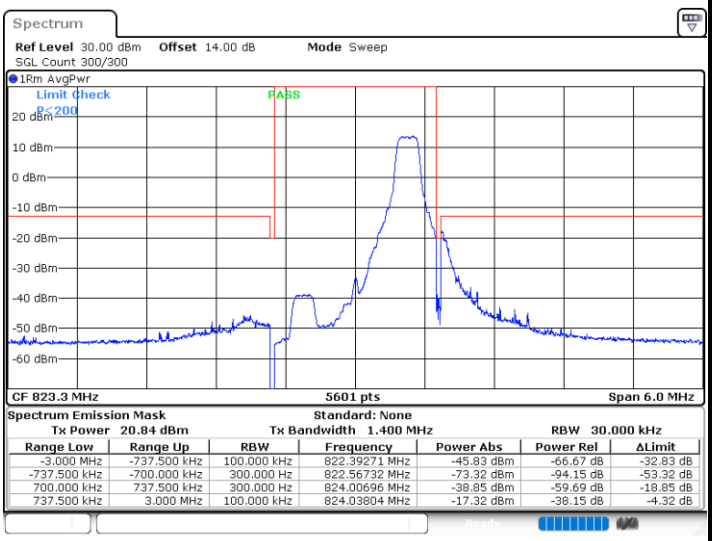


Spectrum Emission Mask Standard: None
Tx Power 20.84 dBm Tx Bandwidth 1.400 MHz RBW 30.000 kHz

| Range Low | Range Up | RBW | Frequency | Power Abs | Power Rel | ΔLimit |
|---|---|---|---|---|---|---|
| -3.000 MHz | -737.500 kHz | 100.000 kHz | 822.39271 MHz | -45.83 dBm | -66.67 dB | -32.83 dB |
| -737.500 kHz | -700.000 kHz | 300.000 Hz | 822.56732 MHz | -73.32 dBm | -94.15 dB | -53.32 dB |
| 700.000 kHz | 737.500 kHz | 300.000 Hz | 824.00696 MHz | -38.85 dBm | -59.69 dB | -18.85 dB |
| 737.500 kHz | 3.000 MHz | 100.000 kHz | 824.03804 MHz | -17.32 dBm | -38.15 dB | -4.32 dB |

Date: 16.MAR.2026 11:04:37

### Lowest Band Edge / 1 RB-CP

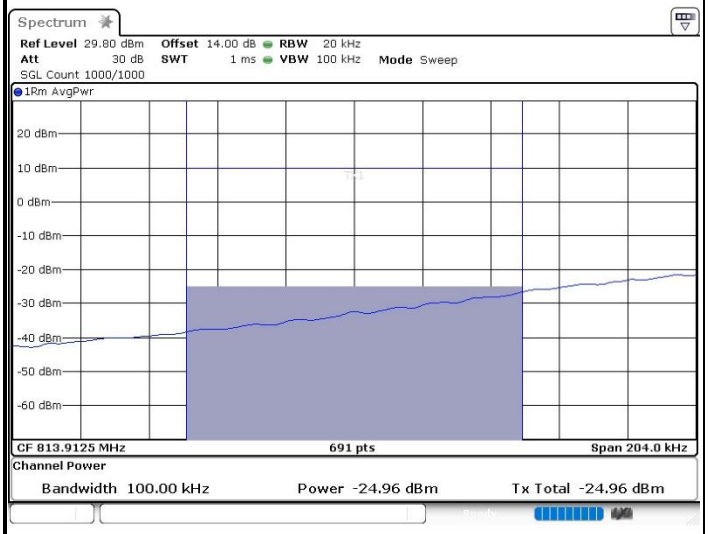


Channel Power
Bandwidth 100.00 kHz Power -24.96 dBm Tx Total -24.96 dBm

Date: 13.MAR.2026 13:25: 5

### Highest Band Edge / 1 RB-CP

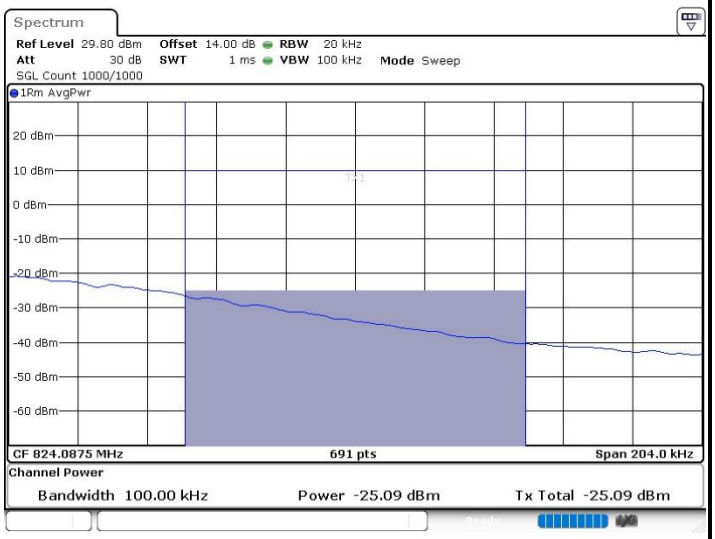


Channel Power
Bandwidth 100.00 kHz Power -25.09 dBm Tx Total -25.09 dBm

Date: 16.MAR.2026 11:05:34

| Lowest Band Edge / Full RB | Highest Band Edge / Full RB |
|---|---|

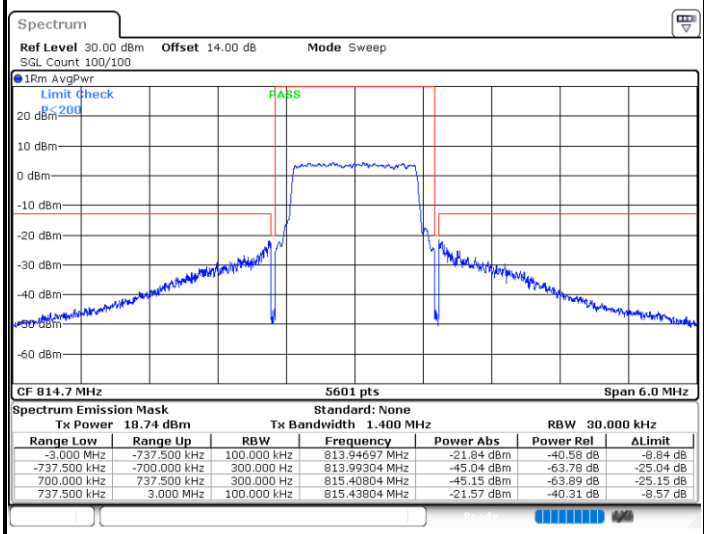


Spectrum Emission Mask Standard: None
Tx Power 18.74 dBm Tx Bandwidth 1.400 MHz RBW 30.000 kHz

| Range Low | Range Up | RBW | Frequency | Power Abs | Power Rel | ΔLimit |
|---|---|---|---|---|---|---|
| -3.000 MHz | -737.500 kHz | 100.000 kHz | 813.94697 MHz | -21.84 dBm | -40.58 dB | -8.84 dB |
| -737.500 kHz | -700.000 kHz | 300.000 Hz | 813.99304 MHz | -45.04 dBm | -63.78 dB | -25.04 dB |
| 700.000 kHz | 737.500 kHz | 300.000 Hz | 815.40804 MHz | -45.15 dBm | -63.89 dB | -25.15 dB |
| 737.500 kHz | 3.000 MHz | 100.000 kHz | 815.43804 MHz | -21.57 dBm | -40.31 dB | -8.57 dB |

Date: 10.MAR.2026 19:19:58

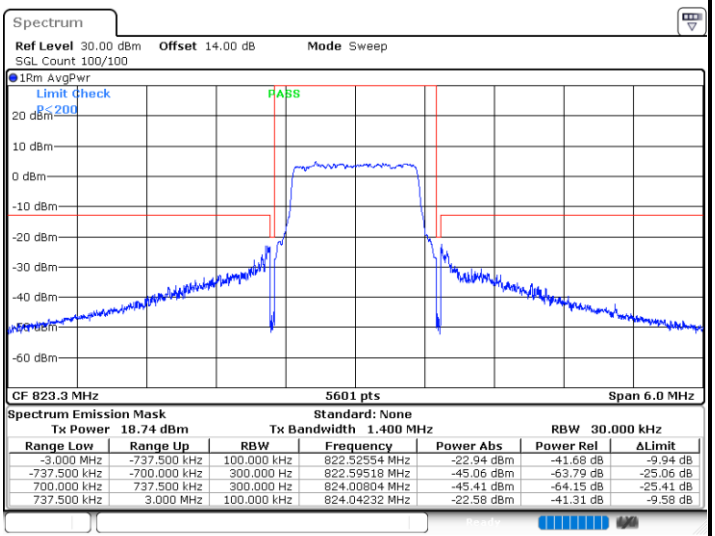


Spectrum Emission Mask Standard: None
Tx Power 18.74 dBm Tx Bandwidth 1.400 MHz RBW 30.000 kHz

| Range Low | Range Up | RBW | Frequency | Power Abs | Power Rel | ΔLimit |
|---|---|---|---|---|---|---|
| -3.000 MHz | -737.500 kHz | 100.000 kHz | 822.52554 MHz | -22.94 dBm | -41.68 dB | -9.94 dB |
| -737.500 kHz | -700.000 kHz | 300.000 Hz | 822.59518 MHz | -45.06 dBm | -63.79 dB | -25.06 dB |
| 700.000 kHz | 737.500 kHz | 300.000 Hz | 824.00804 MHz | -45.41 dBm | -64.15 dB | -25.41 dB |
| 737.500 kHz | 3.000 MHz | 100.000 kHz | 824.04232 MHz | -22.58 dBm | -41.31 dB | -9.58 dB |

Date: 10.MAR.2026 19:29:49

## LTE Band 26 / 1.4MHz / 64QAM

### Lowest Band Edge / 1 RB

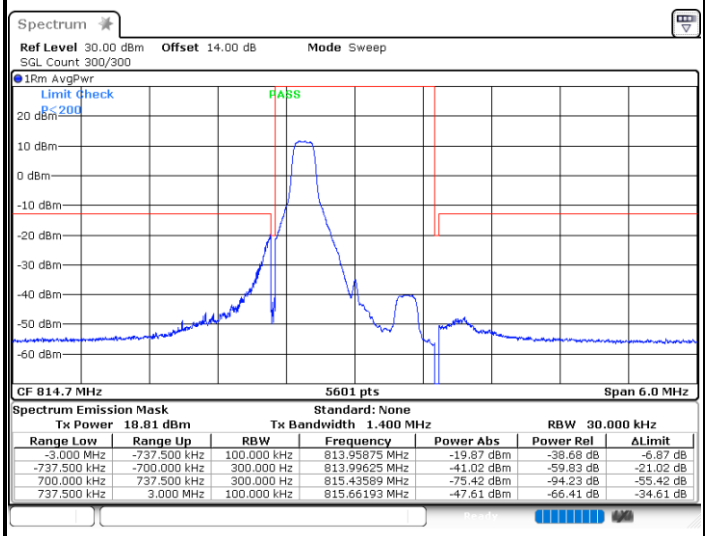


Spectrum Emission Mask Standard: None
Tx Power 18.81 dBm Tx Bandwidth 1.400 MHz RBW 30.000 kHz

| Range Low | Range Up | RBW | Frequency | Power Abs | Power Rel | ΔLimit |
|---|---|---|---|---|---|---|
| -3.000 MHz | -737.500 kHz | 100.000 kHz | 813.95875 MHz | -19.87 dBm | -38.68 dB | -6.87 dB |
| -737.500 kHz | -700.000 kHz | 300.000 Hz | 813.99625 MHz | -41.02 dBm | -59.83 dB | -21.02 dB |
| 700.000 kHz | 737.500 kHz | 300.000 Hz | 815.43589 MHz | -75.42 dBm | -94.23 dB | -55.42 dB |
| 737.500 kHz | 3.000 MHz | 100.000 kHz | 815.66193 MHz | -47.61 dBm | -66.41 dB | -34.61 dB |

Date: 13.MAR.2026 13:32:13

### Highest Band Edge / 1 RB

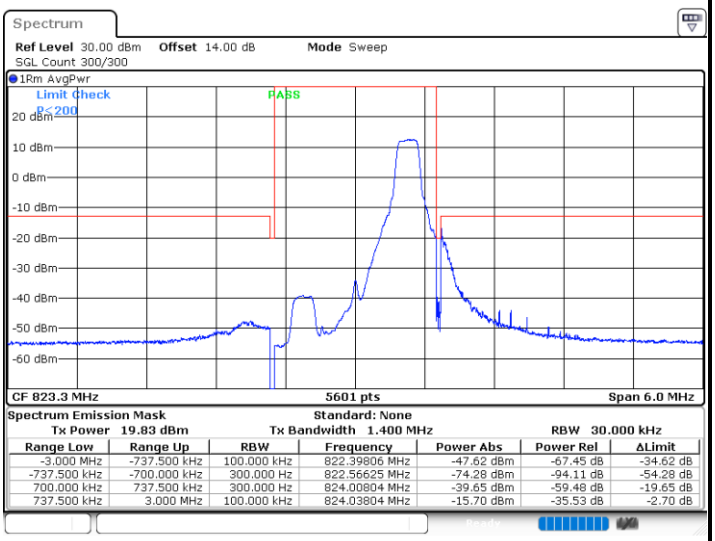


Spectrum Emission Mask Standard: None
Tx Power 19.83 dBm Tx Bandwidth 1.400 MHz RBW 30.000 kHz

| Range Low | Range Up | RBW | Frequency | Power Abs | Power Rel | ΔLimit |
|---|---|---|---|---|---|---|
| -3.000 MHz | -737.500 kHz | 100.000 kHz | 822.39806 MHz | -47.62 dBm | -67.45 dB | -34.62 dB |
| -737.500 kHz | -700.000 kHz | 300.000 Hz | 822.56625 MHz | -74.28 dBm | -94.11 dB | -54.28 dB |
| 700.000 kHz | 737.500 kHz | 300.000 Hz | 824.00804 MHz | -39.65 dBm | -59.48 dB | -19.65 dB |
| 737.500 kHz | 3.000 MHz | 100.000 kHz | 824.03804 MHz | -15.70 dBm | -35.53 dB | -2.70 dB |

Date: 16.MAR.2026 11:07:15

### Highest Band Edge / 1 RB-CP

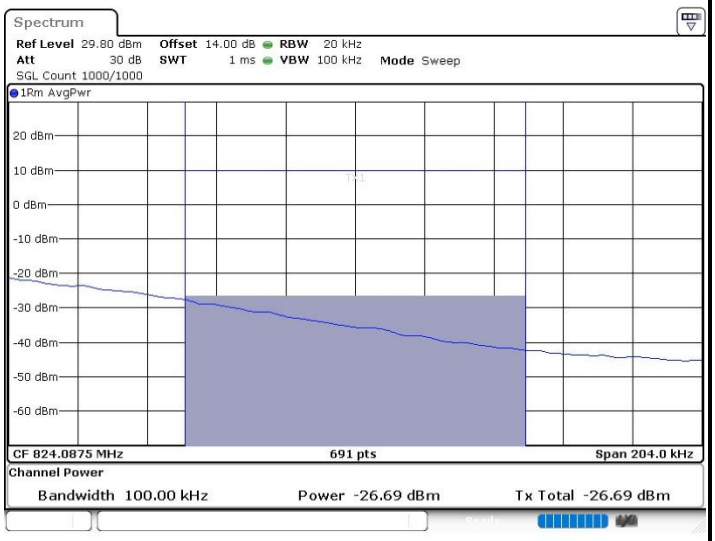


Date: 16.MAR.2026 11:08:17

## Lowest Band Edge / Full RB

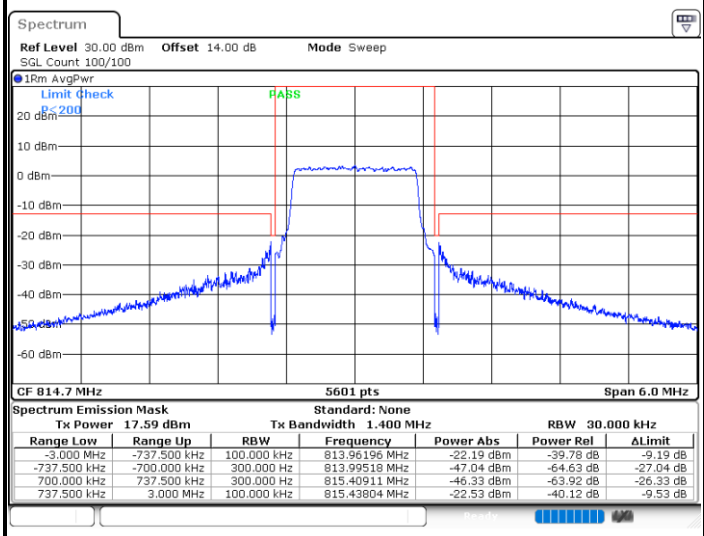


Spectrum Emission Mask Standard: None
Tx Power 17.59 dBm Tx Bandwidth 1.400 MHz RBW 30.000 kHz

| Range Low | Range Up | RBW | Frequency | Power Abs | Power Rel | ΔLimit |
|---|---|---|---|---|---|---|
| -3.000 MHz | -737.500 kHz | 100.000 kHz | 813.96196 MHz | -22.19 dBm | -39.78 dB | -9.19 dB |
| -737.500 kHz | -700.000 kHz | 300.000 Hz | 813.99518 MHz | -47.04 dBm | -64.63 dB | -27.04 dB |
| 700.000 kHz | 737.500 kHz | 300.000 Hz | 815.40911 MHz | -46.33 dBm | -63.92 dB | -26.33 dB |
| 737.500 kHz | 3.000 MHz | 100.000 kHz | 815.43804 MHz | -22.53 dBm | -40.12 dB | -9.53 dB |

Date: 10.MAR.2026 19:18:58

## Highest Band Edge / Full RB

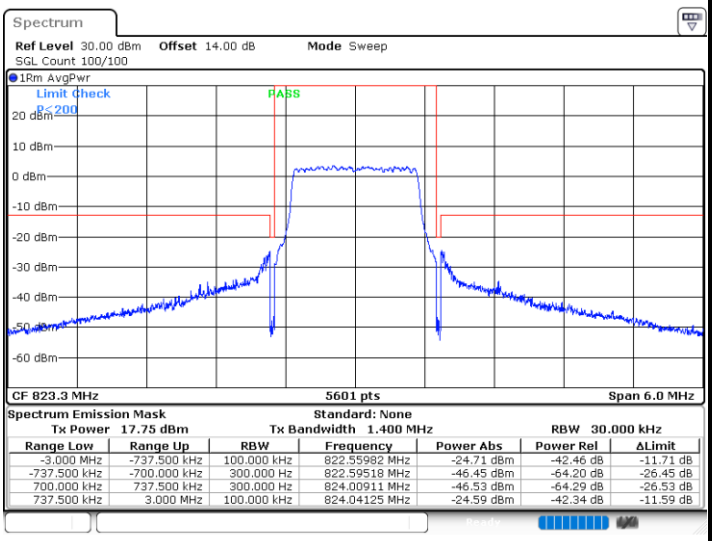


Spectrum Emission Mask Standard: None
Tx Power 17.75 dBm Tx Bandwidth 1.400 MHz RBW 30.000 kHz

| Range Low | Range Up | RBW | Frequency | Power Abs | Power Rel | ΔLimit |
|---|---|---|---|---|---|---|
| -3.000 MHz | -737.500 kHz | 100.000 kHz | 822.55982 MHz | -24.71 dBm | -42.46 dB | -11.71 dB |
| -737.500 kHz | -700.000 kHz | 300.000 Hz | 822.59518 MHz | -46.45 dBm | -64.20 dB | -26.45 dB |
| 700.000 kHz | 737.500 kHz | 300.000 Hz | 824.00911 MHz | -46.53 dBm | -64.29 dB | -26.53 dB |
| 737.500 kHz | 3.000 MHz | 100.000 kHz | 824.04125 MHz | -24.59 dBm | -42.34 dB | -11.59 dB |

Date: 10.MAR.2026 19:28:49

## LTE Band 26 / 3MHz / QPSK

### Lowest Band Edge / 1RB

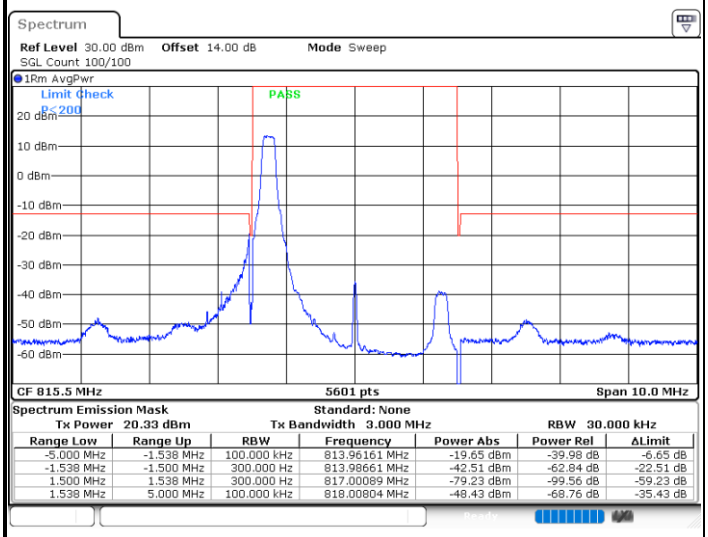


Spectrum Emission Mask Standard: None
Tx Power 20.33 dBm Tx Bandwidth 3.000 MHz RBW 30.000 kHz

| Range Low | Range Up | RBW | Frequency | Power Abs | Power Rel | ΔLimit |
|---|---|---|---|---|---|---|
| -5.000 MHz | -1.538 MHz | 100.000 kHz | 813.96161 MHz | -19.65 dBm | -39.98 dB | -6.65 dB |
| -1.538 MHz | -1.500 MHz | 300.000 Hz | 813.98661 MHz | -42.51 dBm | -62.84 dB | -22.51 dB |
| 1.500 MHz | 1.538 MHz | 300.000 Hz | 817.00089 MHz | -79.23 dBm | -99.56 dB | -59.23 dB |
| 1.538 MHz | 5.000 MHz | 100.000 kHz | 818.00804 MHz | -48.43 dBm | -68.76 dB | -35.43 dB |

Date: 10.MAR.2026 19:33:53

### Highest Band Edge / 1RB

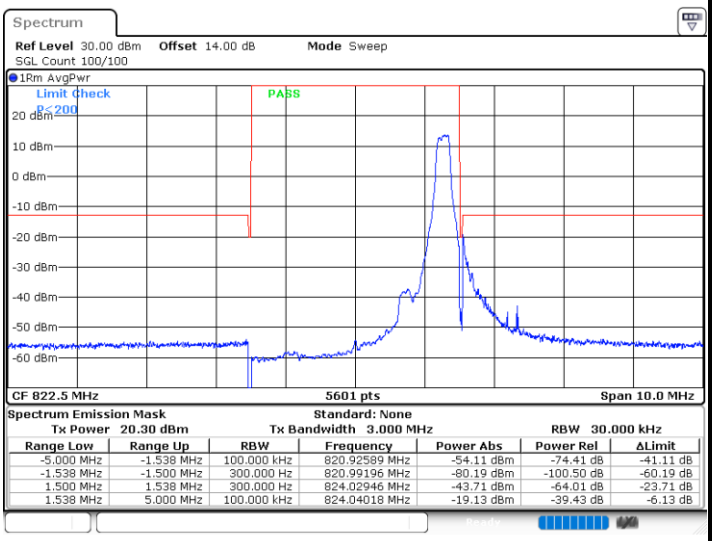


Spectrum Emission Mask Standard: None
Tx Power 20.30 dBm Tx Bandwidth 3.000 MHz RBW 30.000 kHz

| Range Low | Range Up | RBW | Frequency | Power Abs | Power Rel | ΔLimit |
|---|---|---|---|---|---|---|
| -5.000 MHz | -1.538 MHz | 100.000 kHz | 820.92589 MHz | -54.11 dBm | -74.41 dB | -41.11 dB |
| -1.538 MHz | -1.500 MHz | 300.000 Hz | 820.99196 MHz | -80.19 dBm | -100.50 dB | -60.19 dB |
| 1.500 MHz | 1.538 MHz | 300.000 Hz | 824.02946 MHz | -43.71 dBm | -64.01 dB | -23.71 dB |
| 1.538 MHz | 5.000 MHz | 100.000 kHz | 824.04018 MHz | -19.13 dBm | -39.43 dB | -6.13 dB |

Date: 10.MAR.2026 19:43:46

### Lowest Band Edge / Full RB

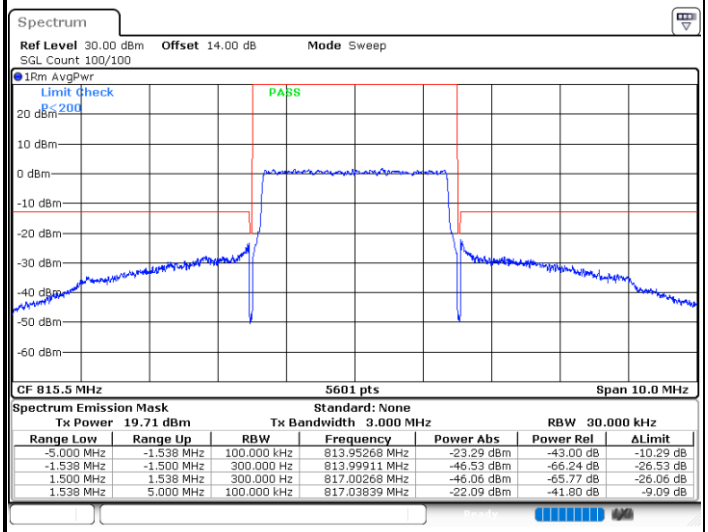


Spectrum Emission Mask Standard: None
Tx Power 19.71 dBm Tx Bandwidth 3.000 MHz RBW 30.000 kHz

| Range Low | Range Up | RBW | Frequency | Power Abs | Power Rel | ΔLimit |
|---|---|---|---|---|---|---|
| -5.000 MHz | -1.538 MHz | 100.000 kHz | 813.95268 MHz | -23.29 dBm | -43.00 dB | -10.29 dB |
| -1.538 MHz | -1.500 MHz | 300.000 Hz | 813.99911 MHz | -46.53 dBm | -66.24 dB | -26.53 dB |
| 1.500 MHz | 1.538 MHz | 300.000 Hz | 817.00268 MHz | -46.06 dBm | -65.77 dB | -26.06 dB |
| 1.538 MHz | 5.000 MHz | 100.000 kHz | 817.03839 MHz | -22.09 dBm | -41.80 dB | -9.09 dB |

Date: 10.MAR.2026 19:38:54

### Highest Band Edge / Full RB

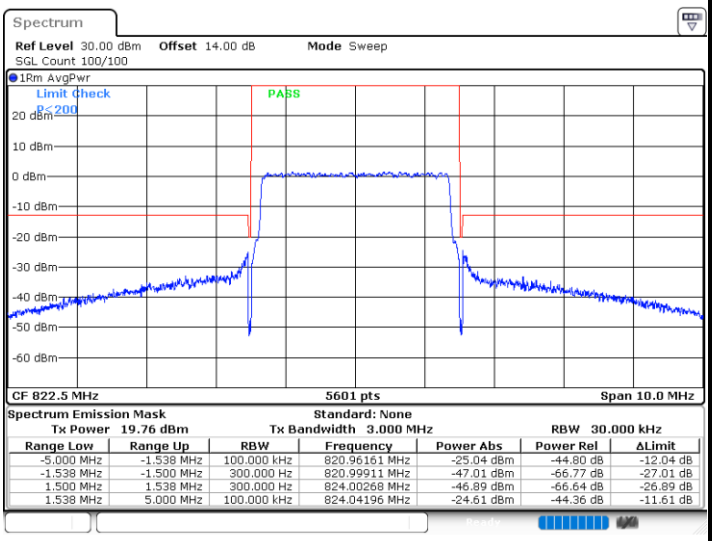


Spectrum Emission Mask Standard: None
Tx Power 19.76 dBm Tx Bandwidth 3.000 MHz RBW 30.000 kHz

| Range Low | Range Up | RBW | Frequency | Power Abs | Power Rel | ΔLimit |
|---|---|---|---|---|---|---|
| -5.000 MHz | -1.538 MHz | 100.000 kHz | 820.96161 MHz | -25.04 dBm | -44.80 dB | -12.04 dB |
| -1.538 MHz | -1.500 MHz | 300.000 Hz | 820.99911 MHz | -47.01 dBm | -66.77 dB | -27.01 dB |
| 1.500 MHz | 1.538 MHz | 300.000 Hz | 824.00268 MHz | -46.89 dBm | -66.64 dB | -26.89 dB |
| 1.538 MHz | 5.000 MHz | 100.000 kHz | 824.04196 MHz | -24.61 dBm | -44.36 dB | -11.61 dB |

Date: 10.MAR.2026 19:48:47

## LTE Band 26 / 3MHz / 16QAM

### Lowest Band Edge / 1 RB

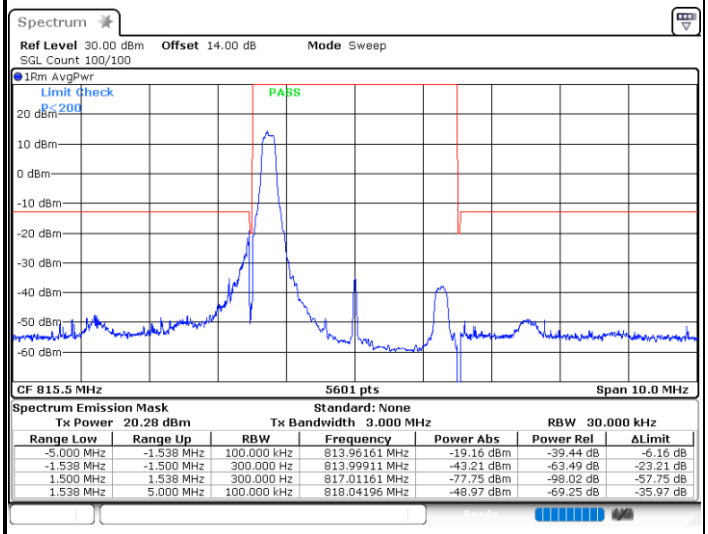


| Range Low | Range Up | RBW | Frequency | Power Abs | Power Rel | ΔLimit |
|---|---|---|---|---|---|---|
| -5.000 MHz | -1.538 MHz | 100.000 kHz | 813.96161 MHz | -19.16 dBm | -39.44 dB | -6.16 dB |
| -1.538 MHz | -1.500 MHz | 300.000 Hz | 813.99911 MHz | -43.21 dBm | -63.49 dB | -23.21 dB |
| 1.500 MHz | 1.538 MHz | 300.000 Hz | 817.01161 MHz | -77.75 dBm | -98.02 dB | -57.75 dB |
| 1.538 MHz | 5.000 MHz | 100.000 kHz | 818.04196 MHz | -48.97 dBm | -69.25 dB | -35.97 dB |

Date: 16.MAR.2026 11:12:57

### Highest Band Edge / 1 RB

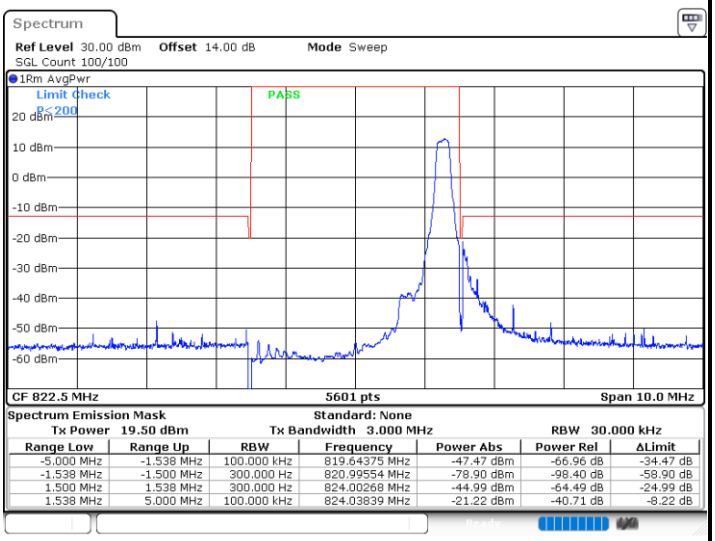


| Range Low | Range Up | RBW | Frequency | Power Abs | Power Rel | ΔLimit |
|---|---|---|---|---|---|---|
| -5.000 MHz | -1.538 MHz | 100.000 kHz | 819.64375 MHz | -47.47 dBm | -66.96 dB | -34.47 dB |
| -1.538 MHz | -1.500 MHz | 300.000 Hz | 820.99554 MHz | -78.90 dBm | -98.40 dB | -58.90 dB |
| 1.500 MHz | 1.538 MHz | 300.000 Hz | 824.00268 MHz | -44.99 dBm | -64.49 dB | -24.99 dB |
| 1.538 MHz | 5.000 MHz | 100.000 kHz | 824.03839 MHz | -21.22 dBm | -40.71 dB | -8.22 dB |

Date: 10.MAR.2026 19:44:47

### Lowest Band Edge / Full RB

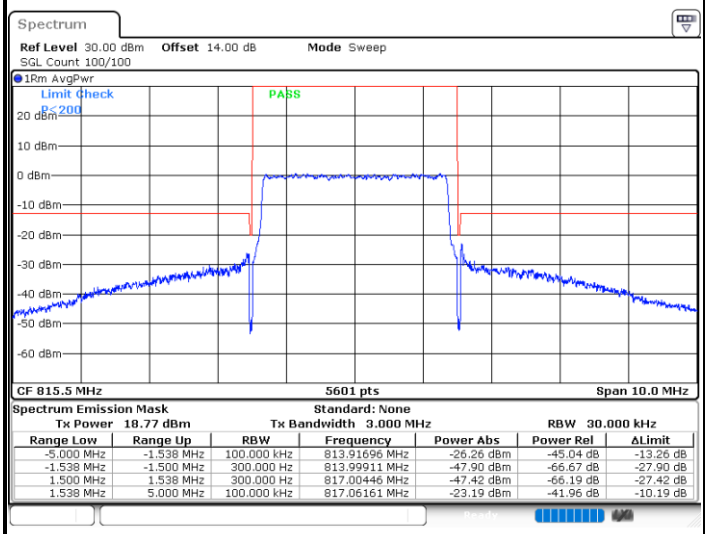


| Range Low | Range Up | RBW | Frequency | Power Abs | Power Rel | ΔLimit |
|---|---|---|---|---|---|---|
| -5.000 MHz | -1.538 MHz | 100.000 kHz | 813.91696 MHz | -26.26 dBm | -45.04 dB | -13.26 dB |
| -1.538 MHz | -1.500 MHz | 300.000 Hz | 813.99911 MHz | -47.90 dBm | -66.67 dB | -27.90 dB |
| 1.500 MHz | 1.538 MHz | 300.000 Hz | 817.00446 MHz | -47.42 dBm | -66.19 dB | -27.42 dB |
| 1.538 MHz | 5.000 MHz | 100.000 kHz | 817.06161 MHz | -23.19 dBm | -41.96 dB | -10.19 dB |

Date: 10.MAR.2026 19:37:54

### Highest Band Edge / Full RB

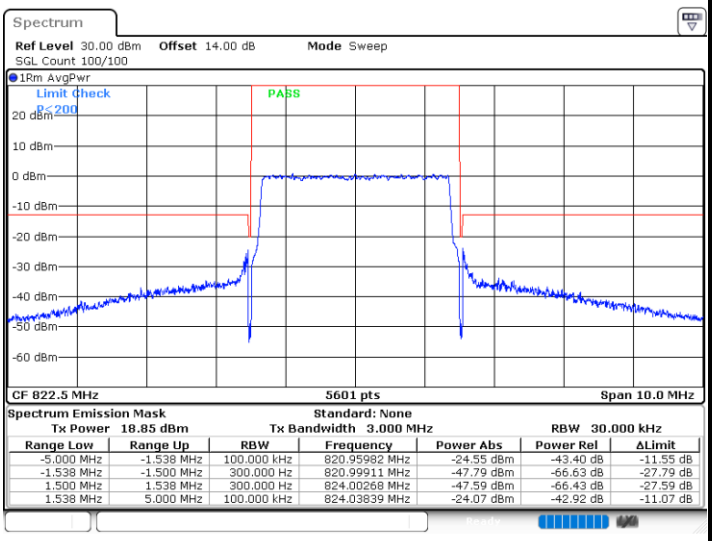


| Range Low | Range Up | RBW | Frequency | Power Abs | Power Rel | ΔLimit |
|---|---|---|---|---|---|---|
| -5.000 MHz | -1.538 MHz | 100.000 kHz | 820.95982 MHz | -24.55 dBm | -43.40 dB | -11.55 dB |
| -1.538 MHz | -1.500 MHz | 300.000 Hz | 820.99911 MHz | -47.79 dBm | -66.63 dB | -27.79 dB |
| 1.500 MHz | 1.538 MHz | 300.000 Hz | 824.00268 MHz | -47.59 dBm | -66.43 dB | -27.59 dB |
| 1.538 MHz | 5.000 MHz | 100.000 kHz | 824.03839 MHz | -24.07 dBm | -42.92 dB | -11.07 dB |

Date: 10.MAR.2026 19:47:47

## LTE Band 26 / 3MHz / 64QAM

### Lowest Band Edge / 1 RB

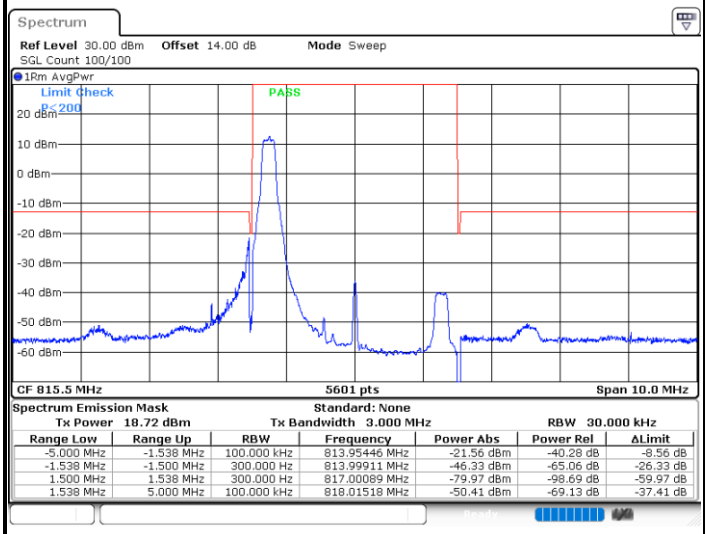


Spectrum Emission Mask — Standard: None
Tx Power 18.72 dBm — Tx Bandwidth 3.000 MHz — RBW 30.000 kHz

| Range Low | Range Up | RBW | Frequency | Power Abs | Power Rel | ΔLimit |
|---|---|---|---|---|---|---|
| -5.000 MHz | -1.538 MHz | 100.000 kHz | 813.95446 MHz | -21.56 dBm | -40.28 dB | -8.56 dB |
| -1.538 MHz | -1.500 MHz | 300.000 Hz | 813.99911 MHz | -46.33 dBm | -65.06 dB | -26.33 dB |
| 1.500 MHz | 1.538 MHz | 300.000 Hz | 817.00089 MHz | -79.97 dBm | -98.69 dB | -59.97 dB |
| 1.538 MHz | 5.000 MHz | 100.000 kHz | 818.01518 MHz | -50.41 dBm | -69.13 dB | -37.41 dB |

Date: 10.MAR.2026 19:35:53

### Highest Band Edge / 1 RB

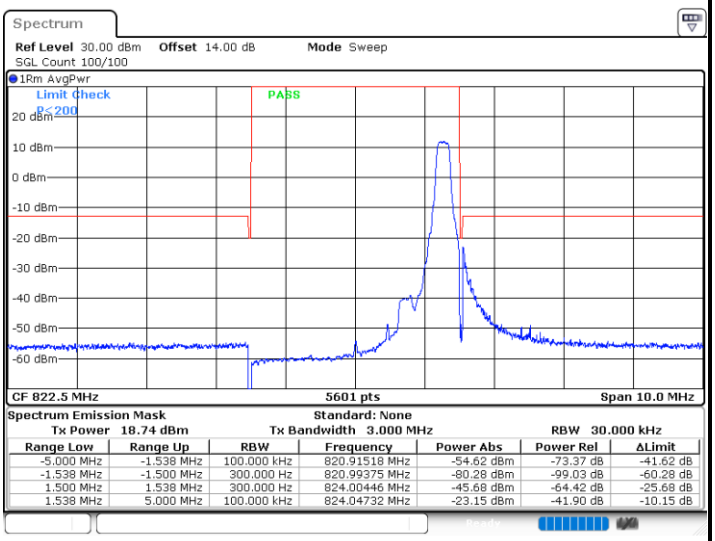


Spectrum Emission Mask — Standard: None
Tx Power 18.74 dBm — Tx Bandwidth 3.000 MHz — RBW 30.000 kHz

| Range Low | Range Up | RBW | Frequency | Power Abs | Power Rel | ΔLimit |
|---|---|---|---|---|---|---|
| -5.000 MHz | -1.538 MHz | 100.000 kHz | 820.91518 MHz | -54.62 dBm | -73.37 dB | -41.62 dB |
| -1.538 MHz | -1.500 MHz | 300.000 Hz | 820.99375 MHz | -80.28 dBm | -99.03 dB | -60.28 dB |
| 1.500 MHz | 1.538 MHz | 300.000 Hz | 824.00446 MHz | -45.68 dBm | -64.42 dB | -25.68 dB |
| 1.538 MHz | 5.000 MHz | 100.000 kHz | 824.04732 MHz | -23.15 dBm | -41.90 dB | -10.15 dB |

Date: 10.MAR.2026 19:45:47

### Lowest Band Edge / Full RB

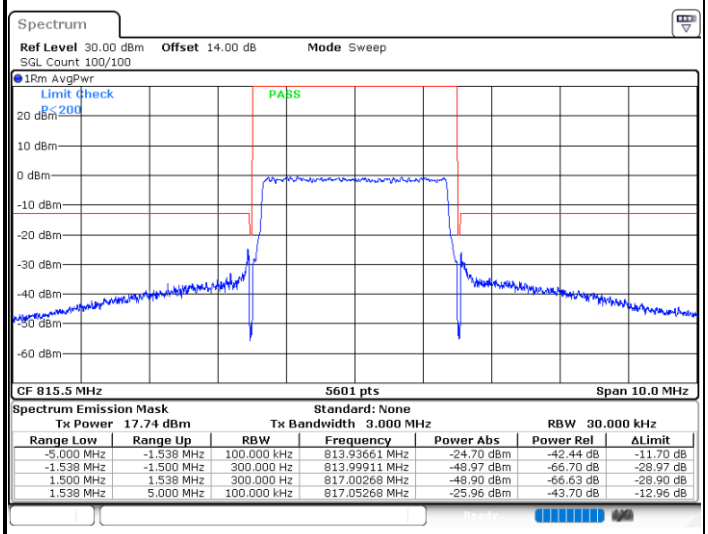


Spectrum Emission Mask — Standard: None
Tx Power 17.74 dBm — Tx Bandwidth 3.000 MHz — RBW 30.000 kHz

| Range Low | Range Up | RBW | Frequency | Power Abs | Power Rel | ΔLimit |
|---|---|---|---|---|---|---|
| -5.000 MHz | -1.538 MHz | 100.000 kHz | 813.93661 MHz | -24.70 dBm | -42.44 dB | -11.70 dB |
| -1.538 MHz | -1.500 MHz | 300.000 Hz | 813.99911 MHz | -48.97 dBm | -66.70 dB | -28.97 dB |
| 1.500 MHz | 1.538 MHz | 300.000 Hz | 817.00268 MHz | -48.90 dBm | -66.63 dB | -28.90 dB |
| 1.538 MHz | 5.000 MHz | 100.000 kHz | 817.05268 MHz | -25.96 dBm | -43.70 dB | -12.96 dB |

Date: 10.MAR.2026 19:36:54

### Highest Band Edge / Full RB

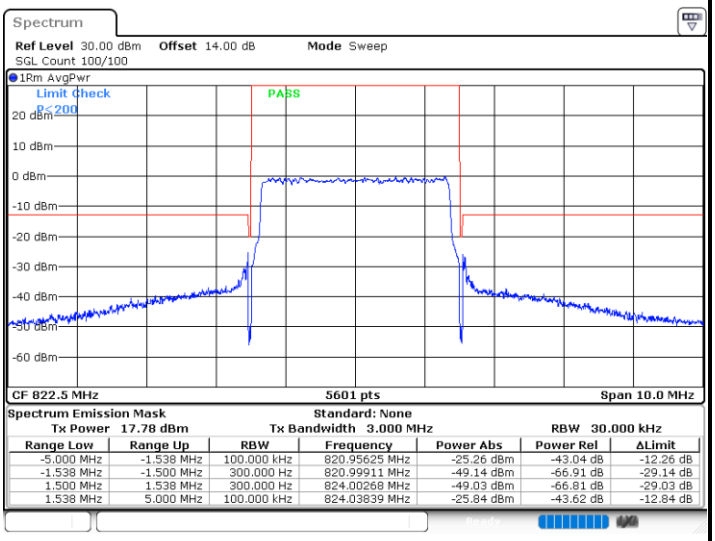


Spectrum Emission Mask — Standard: None
Tx Power 17.78 dBm — Tx Bandwidth 3.000 MHz — RBW 30.000 kHz

| Range Low | Range Up | RBW | Frequency | Power Abs | Power Rel | ΔLimit |
|---|---|---|---|---|---|---|
| -5.000 MHz | -1.538 MHz | 100.000 kHz | 820.95625 MHz | -25.26 dBm | -43.04 dB | -12.26 dB |
| -1.538 MHz | -1.500 MHz | 300.000 Hz | 820.99911 MHz | -49.14 dBm | -66.91 dB | -29.14 dB |
| 1.500 MHz | 1.538 MHz | 300.000 Hz | 824.00268 MHz | -49.03 dBm | -66.81 dB | -29.03 dB |
| 1.538 MHz | 5.000 MHz | 100.000 kHz | 824.03839 MHz | -25.84 dBm | -43.62 dB | -12.84 dB |

Date: 10.MAR.2026 19:46:47

## LTE Band 26 / 5MHz / QPSK

### Lowest Band Edge / 1RB

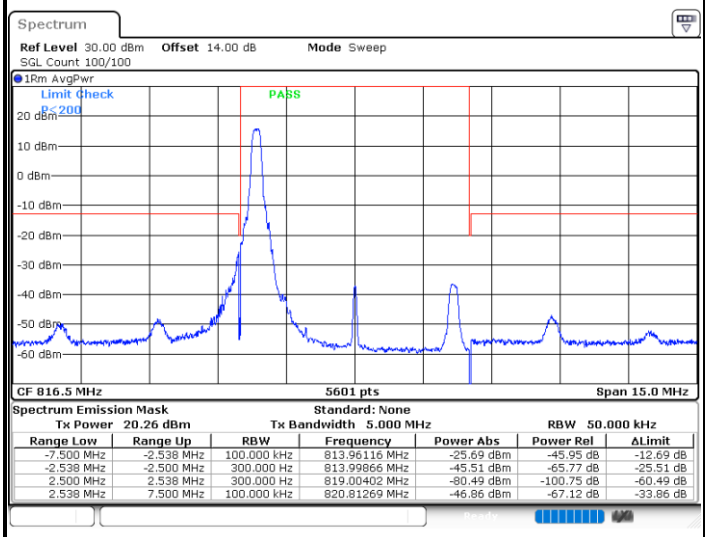


Spectrum Emission Mask Standard: None
Tx Power 20.26 dBm Tx Bandwidth 5.000 MHz RBW 50.000 kHz

| Range Low | Range Up | RBW | Frequency | Power Abs | Power Rel | ΔLimit |
|---|---|---|---|---|---|---|
| -7.500 MHz | -2.538 MHz | 100.000 kHz | 813.96116 MHz | -25.69 dBm | -45.95 dB | -12.69 dB |
| -2.538 MHz | -2.500 MHz | 300.000 Hz | 813.99866 MHz | -45.51 dBm | -65.77 dB | -25.51 dB |
| 2.500 MHz | 2.538 MHz | 300.000 Hz | 819.00402 MHz | -80.49 dBm | -100.75 dB | -60.49 dB |
| 2.538 MHz | 7.500 MHz | 100.000 kHz | 820.81269 MHz | -46.86 dBm | -67.12 dB | -33.86 dB |

Date: 10.MAR.2026 19:51:46

### Highest Band Edge / 1RB

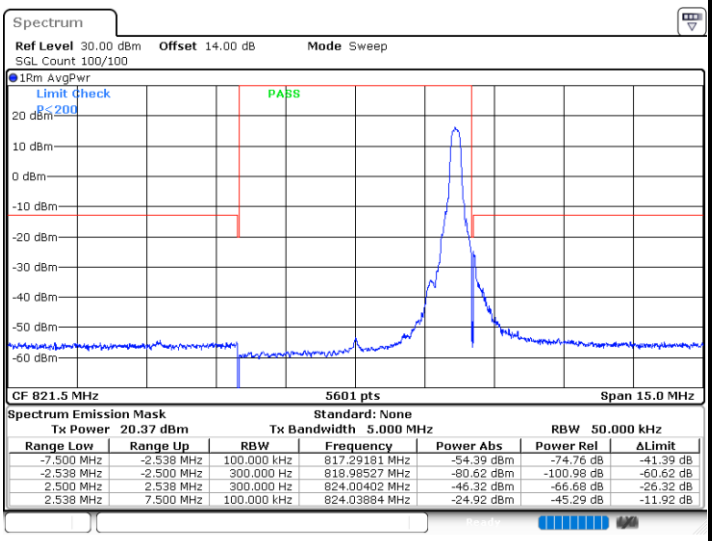


Spectrum Emission Mask Standard: None
Tx Power 20.37 dBm Tx Bandwidth 5.000 MHz RBW 50.000 kHz

| Range Low | Range Up | RBW | Frequency | Power Abs | Power Rel | ΔLimit |
|---|---|---|---|---|---|---|
| -7.500 MHz | -2.538 MHz | 100.000 kHz | 817.29181 MHz | -54.39 dBm | -74.76 dB | -41.39 dB |
| -2.538 MHz | -2.500 MHz | 300.000 Hz | 818.98527 MHz | -80.62 dBm | -100.98 dB | -60.62 dB |
| 2.500 MHz | 2.538 MHz | 300.000 Hz | 824.00402 MHz | -46.32 dBm | -66.68 dB | -26.32 dB |
| 2.538 MHz | 7.500 MHz | 100.000 kHz | 824.03884 MHz | -24.92 dBm | -45.29 dB | -11.92 dB |

Date: 10.MAR.2026 20:01:37

### Lowest Band Edge / Full RB

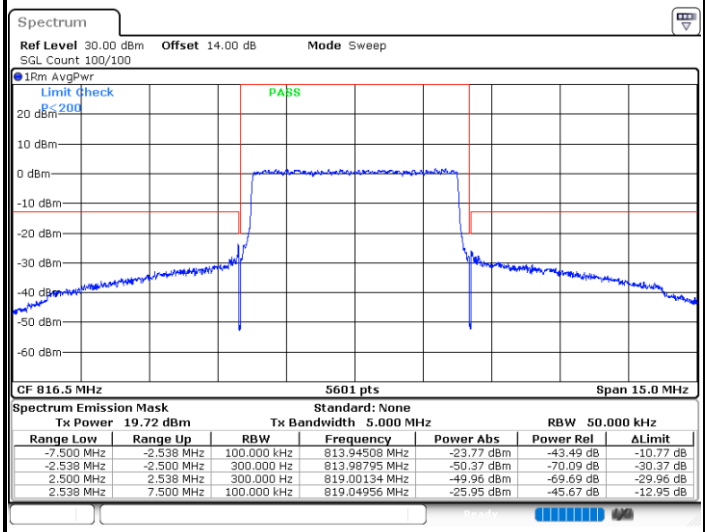


Spectrum Emission Mask Standard: None
Tx Power 19.72 dBm Tx Bandwidth 5.000 MHz RBW 50.000 kHz

| Range Low | Range Up | RBW | Frequency | Power Abs | Power Rel | ΔLimit |
|---|---|---|---|---|---|---|
| -7.500 MHz | -2.538 MHz | 100.000 kHz | 813.94508 MHz | -23.77 dBm | -43.49 dB | -10.77 dB |
| -2.538 MHz | -2.500 MHz | 300.000 Hz | 813.98795 MHz | -50.37 dBm | -70.09 dB | -30.37 dB |
| 2.500 MHz | 2.538 MHz | 300.000 Hz | 819.00134 MHz | -49.96 dBm | -69.69 dB | -29.96 dB |
| 2.538 MHz | 7.500 MHz | 100.000 kHz | 819.04956 MHz | -25.95 dBm | -45.67 dB | -12.95 dB |

Date: 10.MAR.2026 19:56:45

### Highest Band Edge / Full RB

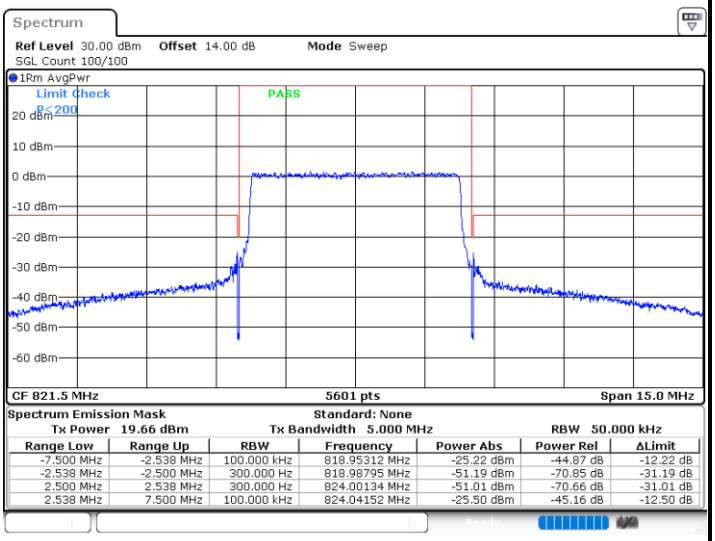


Spectrum Emission Mask Standard: None
Tx Power 19.66 dBm Tx Bandwidth 5.000 MHz RBW 50.000 kHz

| Range Low | Range Up | RBW | Frequency | Power Abs | Power Rel | ΔLimit |
|---|---|---|---|---|---|---|
| -7.500 MHz | -2.538 MHz | 100.000 kHz | 818.95312 MHz | -25.22 dBm | -44.87 dB | -12.22 dB |
| -2.538 MHz | -2.500 MHz | 300.000 Hz | 818.98795 MHz | -51.19 dBm | -70.85 dB | -31.19 dB |
| 2.500 MHz | 2.538 MHz | 300.000 Hz | 824.00134 MHz | -51.01 dBm | -70.66 dB | -31.01 dB |
| 2.538 MHz | 7.500 MHz | 100.000 kHz | 824.04152 MHz | -25.50 dBm | -45.16 dB | -12.50 dB |

Date: 10.MAR.2026 20:06:36

## LTE Band 26 / 5MHz / 16QAM

### Lowest Band Edge / 1 RB

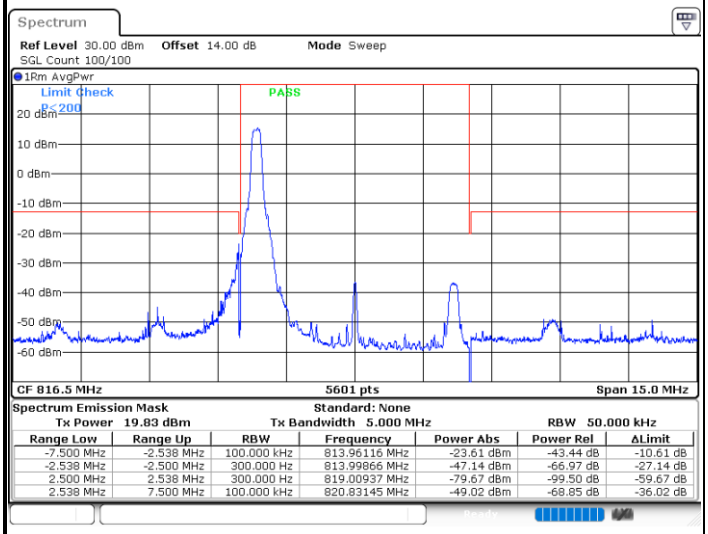


Spectrum Emission Mask Standard: None
Tx Power 19.83 dBm Tx Bandwidth 5.000 MHz RBW 50.000 kHz

| Range Low | Range Up | RBW | Frequency | Power Abs | Power Rel | ΔLimit |
|---|---|---|---|---|---|---|
| -7.500 MHz | -2.538 MHz | 100.000 kHz | 813.96116 MHz | -23.61 dBm | -43.44 dB | -10.61 dB |
| -2.538 MHz | -2.500 MHz | 300.000 Hz | 813.99866 MHz | -47.14 dBm | -66.97 dB | -27.14 dB |
| 2.500 MHz | 2.538 MHz | 300.000 Hz | 819.00937 MHz | -79.67 dBm | -99.50 dB | -59.67 dB |
| 2.538 MHz | 7.500 MHz | 100.000 kHz | 820.83145 MHz | -49.02 dBm | -68.85 dB | -36.02 dB |

Date: 10.MAR.2026 19:52:45

### Highest Band Edge / 1 RB

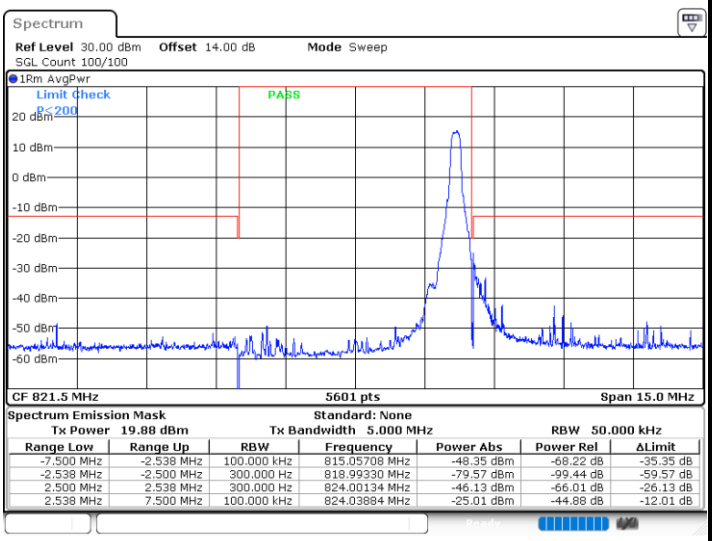


Spectrum Emission Mask Standard: None
Tx Power 19.88 dBm Tx Bandwidth 5.000 MHz RBW 50.000 kHz

| Range Low | Range Up | RBW | Frequency | Power Abs | Power Rel | ΔLimit |
|---|---|---|---|---|---|---|
| -7.500 MHz | -2.538 MHz | 100.000 kHz | 815.05708 MHz | -48.35 dBm | -68.22 dB | -35.35 dB |
| -2.538 MHz | -2.500 MHz | 300.000 Hz | 818.99330 MHz | -79.57 dBm | -99.44 dB | -59.57 dB |
| 2.500 MHz | 2.538 MHz | 300.000 Hz | 824.00134 MHz | -46.13 dBm | -66.01 dB | -26.13 dB |
| 2.538 MHz | 7.500 MHz | 100.000 kHz | 824.03884 MHz | -25.01 dBm | -44.88 dB | -12.01 dB |

Date: 10.MAR.2026 20:02:37

### Lowest Band Edge / Full RB

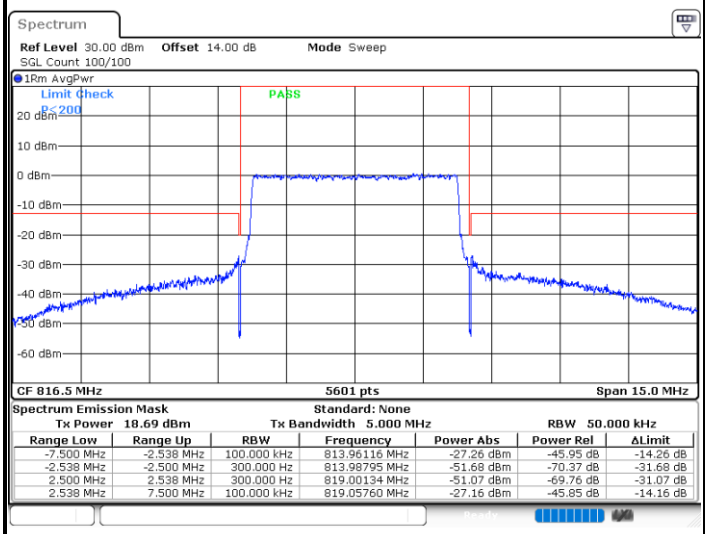


Spectrum Emission Mask Standard: None
Tx Power 18.69 dBm Tx Bandwidth 5.000 MHz RBW 50.000 kHz

| Range Low | Range Up | RBW | Frequency | Power Abs | Power Rel | ΔLimit |
|---|---|---|---|---|---|---|
| -7.500 MHz | -2.538 MHz | 100.000 kHz | 813.96116 MHz | -27.26 dBm | -45.95 dB | -14.26 dB |
| -2.538 MHz | -2.500 MHz | 300.000 Hz | 813.98795 MHz | -51.68 dBm | -70.37 dB | -31.68 dB |
| 2.500 MHz | 2.538 MHz | 300.000 Hz | 819.00134 MHz | -51.07 dBm | -69.76 dB | -31.07 dB |
| 2.538 MHz | 7.500 MHz | 100.000 kHz | 819.05760 MHz | -27.16 dBm | -45.85 dB | -14.16 dB |

Date: 10.MAR.2026 19:55:45

### Highest Band Edge / Full RB

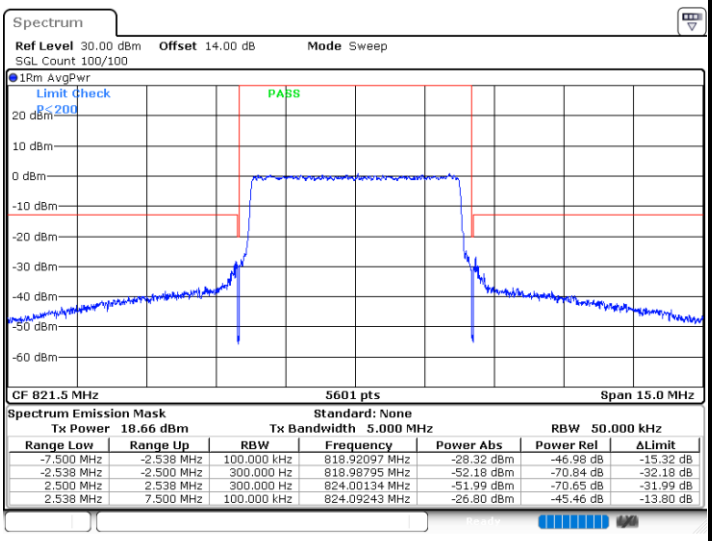


Spectrum Emission Mask Standard: None
Tx Power 18.66 dBm Tx Bandwidth 5.000 MHz RBW 50.000 kHz

| Range Low | Range Up | RBW | Frequency | Power Abs | Power Rel | ΔLimit |
|---|---|---|---|---|---|---|
| -7.500 MHz | -2.538 MHz | 100.000 kHz | 818.92097 MHz | -28.32 dBm | -46.98 dB | -15.32 dB |
| -2.538 MHz | -2.500 MHz | 300.000 Hz | 818.98795 MHz | -52.18 dBm | -70.84 dB | -32.18 dB |
| 2.500 MHz | 2.538 MHz | 300.000 Hz | 824.00134 MHz | -51.99 dBm | -70.65 dB | -31.99 dB |
| 2.538 MHz | 7.500 MHz | 100.000 kHz | 824.09243 MHz | -26.80 dBm | -45.46 dB | -13.80 dB |

Date: 10.MAR.2026 20:05:37

## LTE Band 26 / 5MHz / 64QAM

### Lowest Band Edge / 1 RB

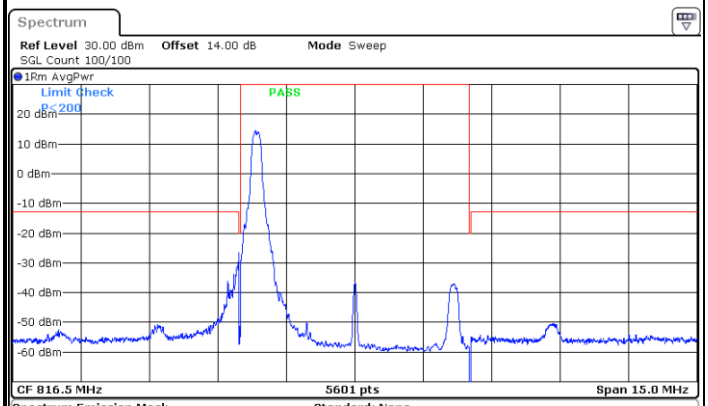


Spectrum Emission Mask Standard: None
Tx Power 18.57 dBm Tx Bandwidth 5.000 MHz RBW 50.000 kHz

| Range Low | Range Up | RBW | Frequency | Power Abs | Power Rel | ΔLimit |
|---|---|---|---|---|---|---|
| -7.500 MHz | -2.538 MHz | 100.000 kHz | 813.96116 MHz | -26.43 dBm | -44.99 dB | -13.43 dB |
| -2.538 MHz | -2.500 MHz | 300.000 Hz | 813.99866 MHz | -48.75 dBm | -67.32 dB | -28.75 dB |
| 2.500 MHz | 2.538 MHz | 300.000 Hz | 819.00670 MHz | -80.50 dBm | -99.07 dB | -60.50 dB |
| 2.538 MHz | 7.500 MHz | 100.000 kHz | 820.87164 MHz | -50.35 dBm | -68.92 dB | -37.35 dB |

Date: 10.MAR.2026 19:53:45

### Highest Band Edge / 1 RB

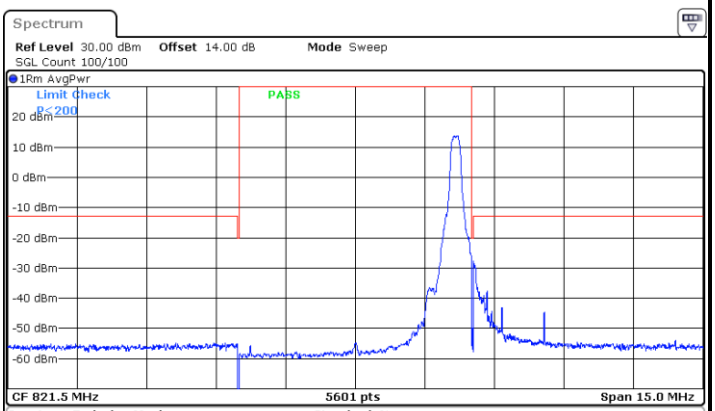


Spectrum Emission Mask Standard: None
Tx Power 18.38 dBm Tx Bandwidth 5.000 MHz RBW 50.000 kHz

| Range Low | Range Up | RBW | Frequency | Power Abs | Power Rel | ΔLimit |
|---|---|---|---|---|---|---|
| -7.500 MHz | -2.538 MHz | 100.000 kHz | 817.62407 MHz | -54.80 dBm | -73.18 dB | -41.80 dB |
| -2.538 MHz | -2.500 MHz | 300.000 Hz | 818.97991 MHz | -80.76 dBm | -99.14 dB | -60.76 dB |
| 2.500 MHz | 2.538 MHz | 300.000 Hz | 824.00134 MHz | -46.87 dBm | -65.25 dB | -26.87 dB |
| 2.538 MHz | 7.500 MHz | 100.000 kHz | 824.03884 MHz | -27.72 dBm | -46.11 dB | -14.72 dB |

Date: 10.MAR.2026 20:03:37

### Lowest Band Edge / Full RB

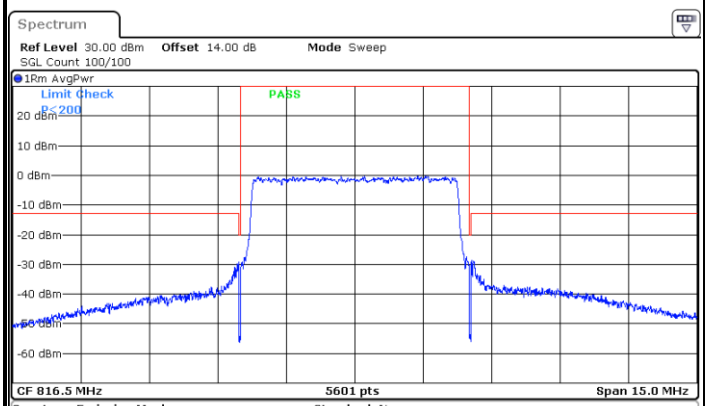


Spectrum Emission Mask Standard: None
Tx Power 17.78 dBm Tx Bandwidth 5.000 MHz RBW 50.000 kHz

| Range Low | Range Up | RBW | Frequency | Power Abs | Power Rel | ΔLimit |
|---|---|---|---|---|---|---|
| -7.500 MHz | -2.538 MHz | 100.000 kHz | 813.95044 MHz | -29.20 dBm | -46.99 dB | -16.20 dB |
| -2.538 MHz | -2.500 MHz | 300.000 Hz | 813.98795 MHz | -53.27 dBm | -71.06 dB | -33.27 dB |
| 2.500 MHz | 2.538 MHz | 300.000 Hz | 819.00134 MHz | -52.31 dBm | -70.09 dB | -32.31 dB |
| 2.538 MHz | 7.500 MHz | 100.000 kHz | 819.06028 MHz | -28.72 dBm | -46.50 dB | -15.72 dB |

Date: 10.MAR.2026 19:54:45

### Highest Band Edge / Full RB

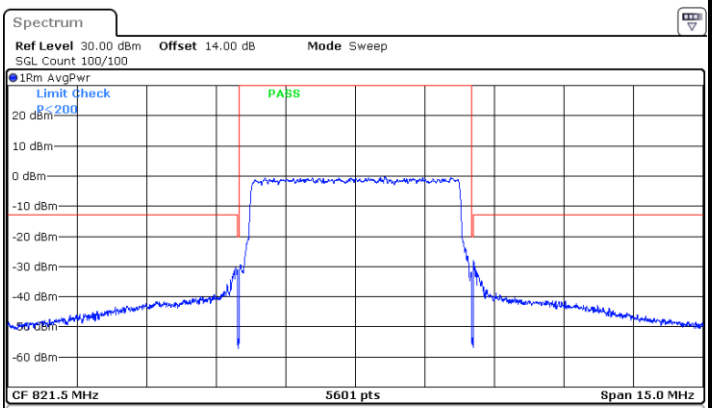


Spectrum Emission Mask Standard: None
Tx Power 17.70 dBm Tx Bandwidth 5.000 MHz RBW 50.000 kHz

| Range Low | Range Up | RBW | Frequency | Power Abs | Power Rel | ΔLimit |
|---|---|---|---|---|---|---|
| -7.500 MHz | -2.538 MHz | 100.000 kHz | 818.92365 MHz | -30.38 dBm | -48.08 dB | -17.38 dB |
| -2.538 MHz | -2.500 MHz | 300.000 Hz | 818.98795 MHz | -53.71 dBm | -71.40 dB | -33.71 dB |
| 2.500 MHz | 2.538 MHz | 300.000 Hz | 824.00134 MHz | -53.18 dBm | -70.88 dB | -33.18 dB |
| 2.538 MHz | 7.500 MHz | 100.000 kHz | 824.04956 MHz | -28.14 dBm | -45.83 dB | -15.14 dB |

Date: 10.MAR.2026 20:04:37

## LTE Band 26 / 10MHz / QPSK

### Lowest Band Edge / 1RB

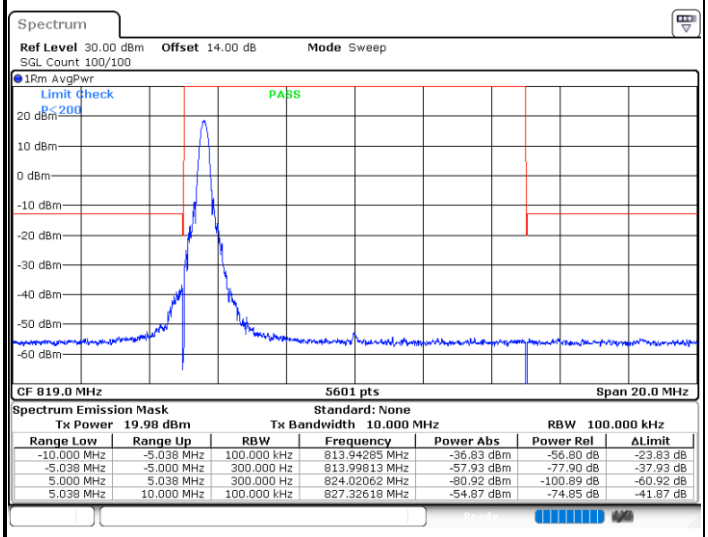


Spectrum Emission Mask Standard: None
Tx Power 19.98 dBm Tx Bandwidth 10.000 MHz RBW 100.000 kHz

| Range Low | Range Up | RBW | Frequency | Power Abs | Power Rel | ΔLimit |
|---|---|---|---|---|---|---|
| -10.000 MHz | -5.038 MHz | 100.000 kHz | 813.94285 MHz | -36.83 dBm | -56.80 dB | -23.83 dB |
| -5.038 MHz | -5.000 MHz | 300.000 Hz | 813.99813 MHz | -57.93 dBm | -77.90 dB | -37.93 dB |
| 5.000 MHz | 5.038 MHz | 300.000 Hz | 824.02062 MHz | -80.92 dBm | -100.89 dB | -60.92 dB |
| 5.038 MHz | 10.000 MHz | 100.000 kHz | 827.32618 MHz | -54.87 dBm | -74.85 dB | -41.87 dB |

Date: 10.MAR.2026 20:09:36

### Lowest Band Edge / 1RB

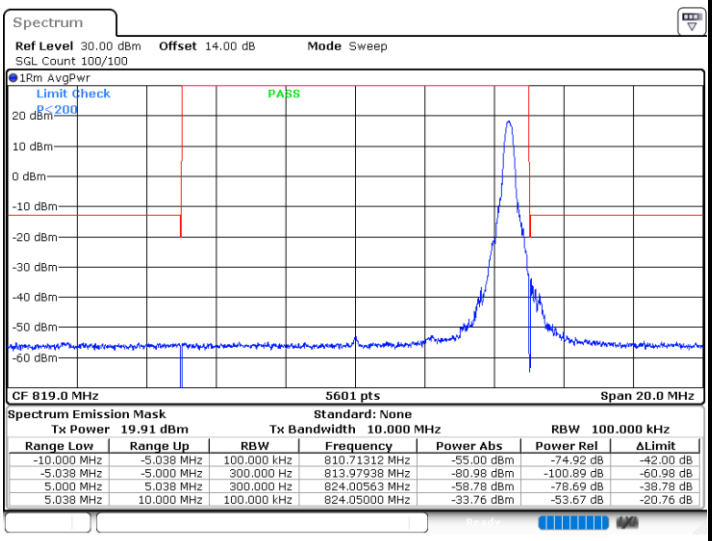


Spectrum Emission Mask Standard: None
Tx Power 19.91 dBm Tx Bandwidth 10.000 MHz RBW 100.000 kHz

| Range Low | Range Up | RBW | Frequency | Power Abs | Power Rel | ΔLimit |
|---|---|---|---|---|---|---|
| -10.000 MHz | -5.038 MHz | 100.000 kHz | 810.71312 MHz | -55.00 dBm | -74.92 dB | -42.00 dB |
| -5.038 MHz | -5.000 MHz | 300.000 Hz | 813.97938 MHz | -80.98 dBm | -100.89 dB | -60.98 dB |
| 5.000 MHz | 5.038 MHz | 300.000 Hz | 824.00563 MHz | -58.78 dBm | -78.69 dB | -38.78 dB |
| 5.038 MHz | 10.000 MHz | 100.000 kHz | 824.05000 MHz | -33.76 dBm | -53.67 dB | -20.76 dB |

Date: 10.MAR.2026 20:14:35

### Lowest Band Edge / Full RB

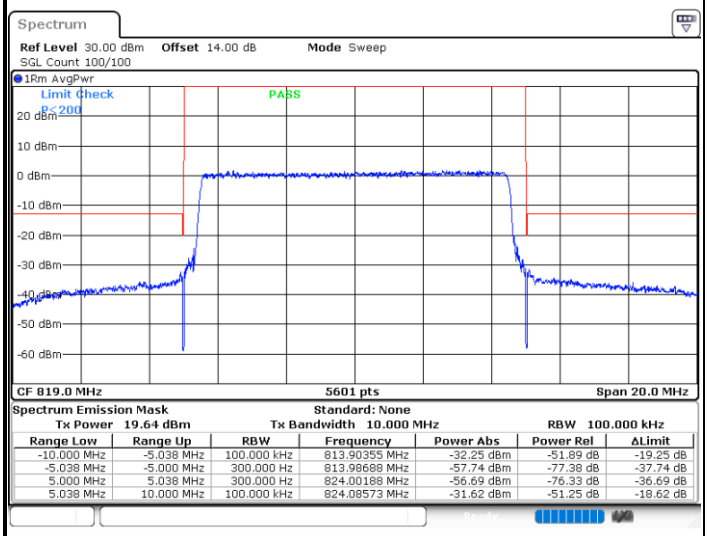


Spectrum Emission Mask Standard: None
Tx Power 19.64 dBm Tx Bandwidth 10.000 MHz RBW 100.000 kHz

| Range Low | Range Up | RBW | Frequency | Power Abs | Power Rel | ΔLimit |
|---|---|---|---|---|---|---|
| -10.000 MHz | -5.038 MHz | 100.000 kHz | 813.90355 MHz | -32.25 dBm | -51.89 dB | -19.25 dB |
| -5.038 MHz | -5.000 MHz | 300.000 Hz | 813.98688 MHz | -57.74 dBm | -77.38 dB | -37.74 dB |
| 5.000 MHz | 5.038 MHz | 300.000 Hz | 824.00188 MHz | -56.69 dBm | -76.33 dB | -36.69 dB |
| 5.038 MHz | 10.000 MHz | 100.000 kHz | 824.08573 MHz | -31.62 dBm | -51.25 dB | -18.62 dB |

Date: 10.MAR.2026 20:15:35

## LTE Band 26 / 10MHz / 16QAM

### Lowest Band Edge / 1 RB

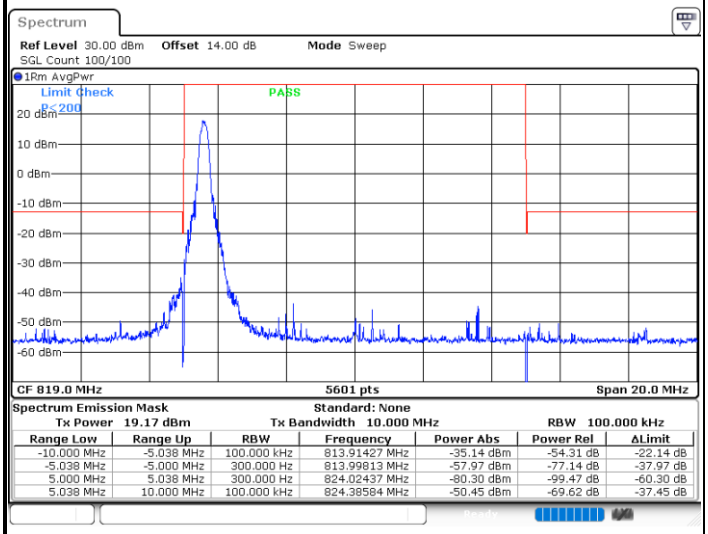


Spectrum Emission Mask — Standard: None
Tx Power 19.17 dBm — Tx Bandwidth 10.000 MHz — RBW 100.000 kHz

| Range Low | Range Up | RBW | Frequency | Power Abs | Power Rel | ΔLimit |
|---|---|---|---|---|---|---|
| -10.000 MHz | -5.038 MHz | 100.000 kHz | 813.91427 MHz | -35.14 dBm | -54.31 dB | -22.14 dB |
| -5.038 MHz | -5.000 MHz | 300.000 Hz | 813.99813 MHz | -57.97 dBm | -77.14 dB | -37.97 dB |
| 5.000 MHz | 5.038 MHz | 300.000 Hz | 824.02437 MHz | -80.30 dBm | -99.47 dB | -60.30 dB |
| 5.038 MHz | 10.000 MHz | 100.000 kHz | 824.38584 MHz | -50.45 dBm | -69.62 dB | -37.45 dB |

Date: 10.MAR.2026 20:10:35

### Lowest Band Edge / 1 RB

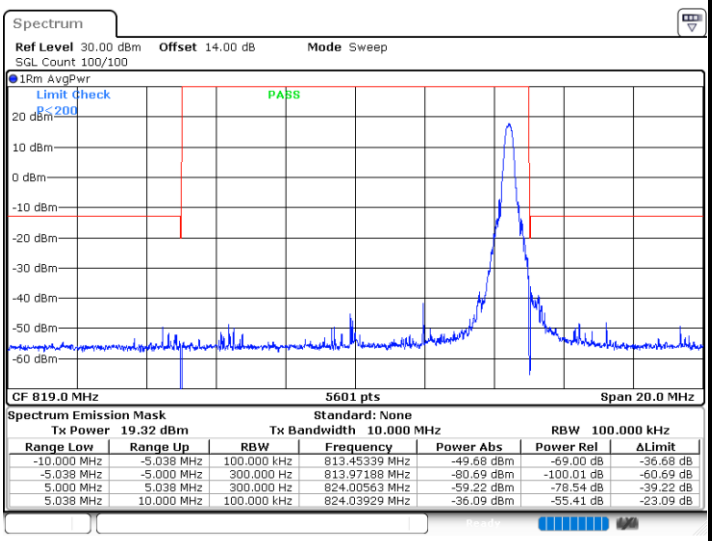


Spectrum Emission Mask — Standard: None
Tx Power 19.32 dBm — Tx Bandwidth 10.000 MHz — RBW 100.000 kHz

| Range Low | Range Up | RBW | Frequency | Power Abs | Power Rel | ΔLimit |
|---|---|---|---|---|---|---|
| -10.000 MHz | -5.038 MHz | 100.000 kHz | 813.45339 MHz | -49.68 dBm | -69.00 dB | -36.68 dB |
| -5.038 MHz | -5.000 MHz | 300.000 Hz | 813.97188 MHz | -80.69 dBm | -100.01 dB | -60.69 dB |
| 5.000 MHz | 5.038 MHz | 300.000 Hz | 824.00563 MHz | -59.22 dBm | -78.54 dB | -39.22 dB |
| 5.038 MHz | 10.000 MHz | 100.000 kHz | 824.03929 MHz | -36.09 dBm | -55.41 dB | -23.09 dB |

Date: 10.MAR.2026 20:13:35

### Lowest Band Edge / Full RB

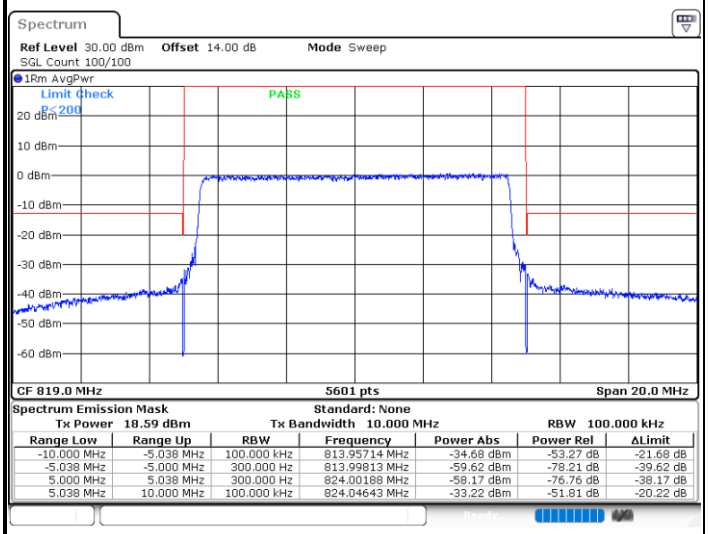


Spectrum Emission Mask — Standard: None
Tx Power 18.59 dBm — Tx Bandwidth 10.000 MHz — RBW 100.000 kHz

| Range Low | Range Up | RBW | Frequency | Power Abs | Power Rel | ΔLimit |
|---|---|---|---|---|---|---|
| -10.000 MHz | -5.038 MHz | 100.000 kHz | 813.95714 MHz | -34.68 dBm | -53.27 dB | -21.68 dB |
| -5.038 MHz | -5.000 MHz | 300.000 Hz | 813.99813 MHz | -59.62 dBm | -78.21 dB | -39.62 dB |
| 5.000 MHz | 5.038 MHz | 300.000 Hz | 824.00188 MHz | -58.17 dBm | -76.76 dB | -38.17 dB |
| 5.038 MHz | 10.000 MHz | 100.000 kHz | 824.04643 MHz | -33.22 dBm | -51.81 dB | -20.22 dB |

Date: 10.MAR.2026 20:16:34

## LTE Band 26 / 10MHz / 64QAM

### Lowest Band Edge / 1 RB

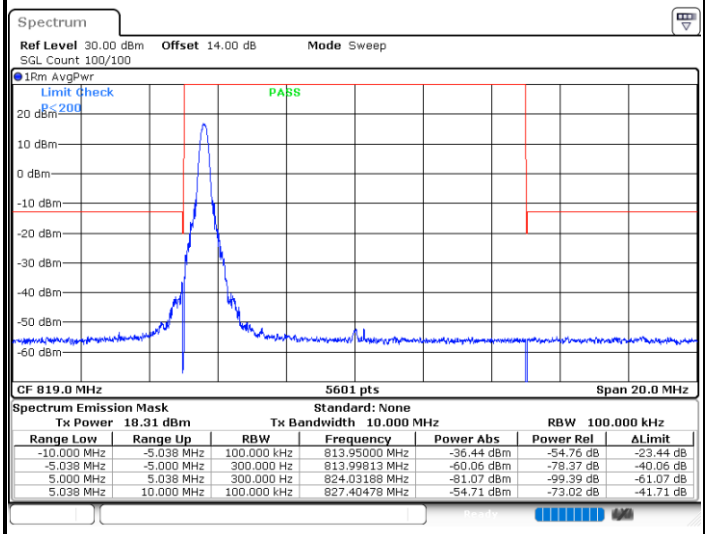


Spectrum Emission Mask — Standard: None
Tx Power 18.31 dBm — Tx Bandwidth 10.000 MHz — RBW 100.000 kHz

| Range Low | Range Up | RBW | Frequency | Power Abs | Power Rel | ΔLimit |
|---|---|---|---|---|---|---|
| -10.000 MHz | -5.038 MHz | 100.000 kHz | 813.95000 MHz | -36.44 dBm | -54.76 dB | -23.44 dB |
| -5.038 MHz | -5.000 MHz | 300.000 Hz | 813.99813 MHz | -60.06 dBm | -78.37 dB | -40.06 dB |
| 5.000 MHz | 5.038 MHz | 300.000 Hz | 824.03188 MHz | -81.07 dBm | -99.39 dB | -61.07 dB |
| 5.038 MHz | 10.000 MHz | 100.000 kHz | 827.40478 MHz | -54.71 dBm | -73.02 dB | -41.71 dB |

Date: 10.MAR.2026 20:11:35

### Lowest Band Edge / 1 RB

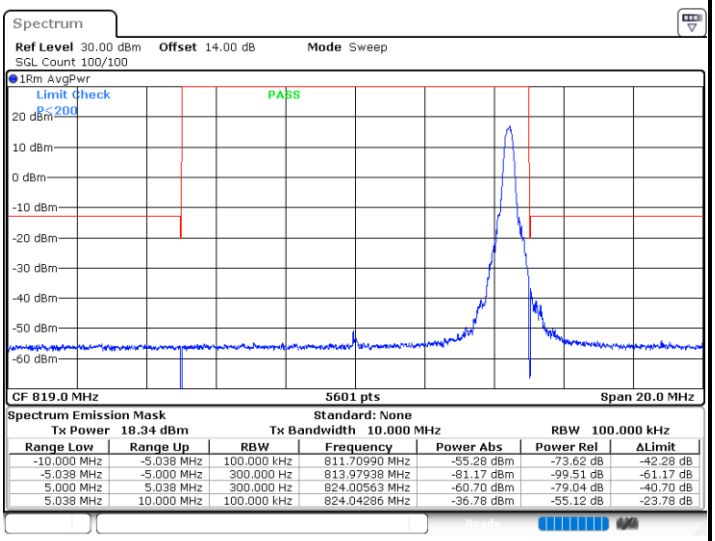


Spectrum Emission Mask — Standard: None
Tx Power 18.34 dBm — Tx Bandwidth 10.000 MHz — RBW 100.000 kHz

| Range Low | Range Up | RBW | Frequency | Power Abs | Power Rel | ΔLimit |
|---|---|---|---|---|---|---|
| -10.000 MHz | -5.038 MHz | 100.000 kHz | 811.70990 MHz | -55.28 dBm | -73.62 dB | -42.28 dB |
| -5.038 MHz | -5.000 MHz | 300.000 Hz | 813.97938 MHz | -81.17 dBm | -99.51 dB | -61.17 dB |
| 5.000 MHz | 5.038 MHz | 300.000 Hz | 824.00563 MHz | -60.70 dBm | -79.04 dB | -40.70 dB |
| 5.038 MHz | 10.000 MHz | 100.000 kHz | 824.04286 MHz | -36.78 dBm | -55.12 dB | -23.78 dB |

Date: 10.MAR.2026 20:12:35

### Lowest Band Edge / Full RB

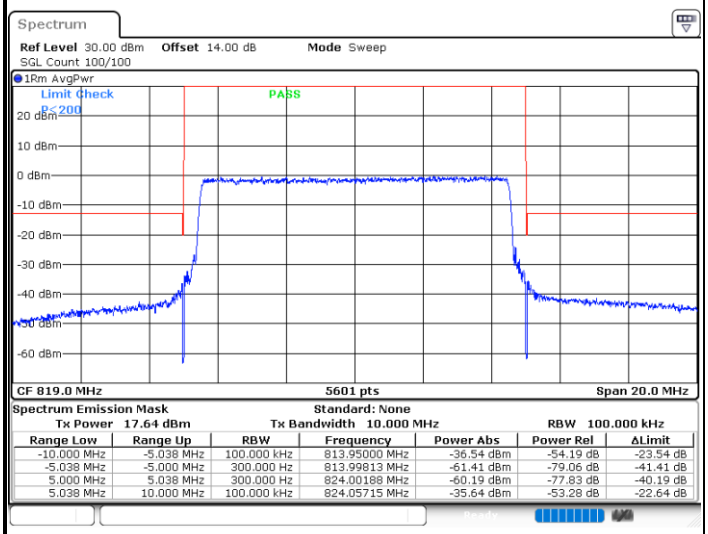


Spectrum Emission Mask — Standard: None
Tx Power 17.64 dBm — Tx Bandwidth 10.000 MHz — RBW 100.000 kHz

| Range Low | Range Up | RBW | Frequency | Power Abs | Power Rel | ΔLimit |
|---|---|---|---|---|---|---|
| -10.000 MHz | -5.038 MHz | 100.000 kHz | 813.95000 MHz | -36.54 dBm | -54.19 dB | -23.54 dB |
| -5.038 MHz | -5.000 MHz | 300.000 Hz | 813.99813 MHz | -61.41 dBm | -79.06 dB | -41.41 dB |
| 5.000 MHz | 5.038 MHz | 300.000 Hz | 824.00188 MHz | -60.19 dBm | -77.83 dB | -40.19 dB |
| 5.038 MHz | 10.000 MHz | 100.000 kHz | 824.05715 MHz | -35.64 dBm | -53.28 dB | -22.64 dB |

Date: 10.MAR.2026 20:17:34

## LTE Band 26 / 15MHz

### Highest Band Edge / 1RB QPSK

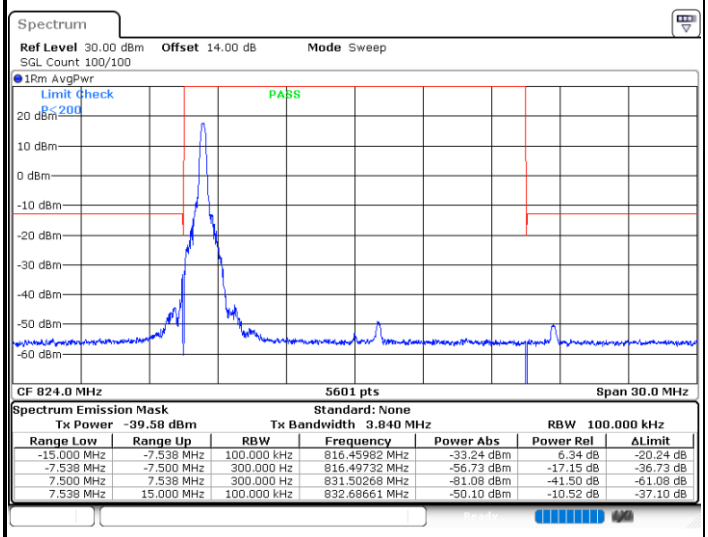


Spectrum Emission Mask Standard: None
Tx Power -39.58 dBm Tx Bandwidth 3.840 MHz RBW 100.000 kHz

| Range Low | Range Up | RBW | Frequency | Power Abs | Power Rel | ΔLimit |
|---|---|---|---|---|---|---|
| -15.000 MHz | -7.538 MHz | 100.000 kHz | 816.45982 MHz | -33.24 dBm | 6.34 dB | -20.24 dB |
| -7.538 MHz | -7.500 MHz | 300.000 Hz | 816.49732 MHz | -56.73 dBm | -17.15 dB | -36.73 dB |
| 7.500 MHz | 7.538 MHz | 300.000 Hz | 831.50268 MHz | -81.08 dBm | -41.50 dB | -61.08 dB |
| 7.538 MHz | 15.000 MHz | 100.000 kHz | 832.68661 MHz | -50.10 dBm | -10.52 dB | -37.10 dB |

Date: 10.MAR.2026 20:29:33

### Highest Band Edge / Full RB QPSK

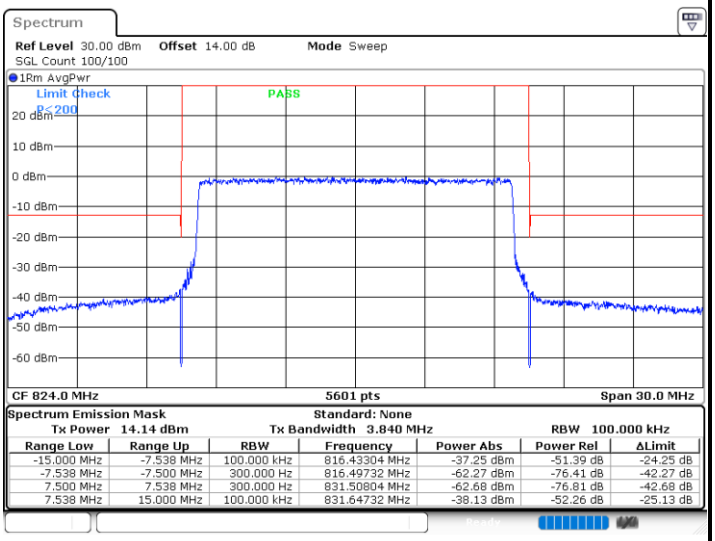


Spectrum Emission Mask Standard: None
Tx Power 14.14 dBm Tx Bandwidth 3.840 MHz RBW 100.000 kHz

| Range Low | Range Up | RBW | Frequency | Power Abs | Power Rel | ΔLimit |
|---|---|---|---|---|---|---|
| -15.000 MHz | -7.538 MHz | 100.000 kHz | 816.43304 MHz | -37.25 dBm | -51.39 dB | -24.25 dB |
| -7.538 MHz | -7.500 MHz | 300.000 Hz | 816.49732 MHz | -62.27 dBm | -76.41 dB | -42.27 dB |
| 7.500 MHz | 7.538 MHz | 300.000 Hz | 831.50804 MHz | -62.68 dBm | -76.81 dB | -42.68 dB |
| 7.538 MHz | 15.000 MHz | 100.000 kHz | 831.64732 MHz | -38.13 dBm | -52.26 dB | -25.13 dB |

Date: 10.MAR.2026 20:24:35

### Highest Band Edge / 1 RB 16QAM

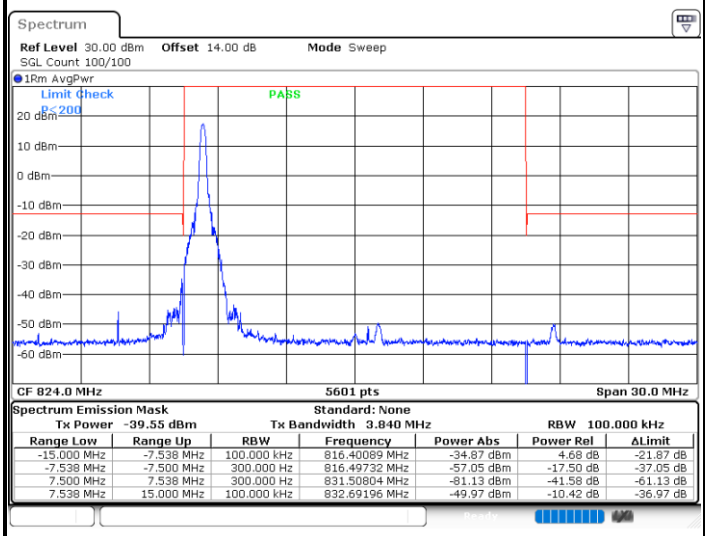


Spectrum Emission Mask Standard: None
Tx Power -39.55 dBm Tx Bandwidth 3.840 MHz RBW 100.000 kHz

| Range Low | Range Up | RBW | Frequency | Power Abs | Power Rel | ΔLimit |
|---|---|---|---|---|---|---|
| -15.000 MHz | -7.538 MHz | 100.000 kHz | 816.40089 MHz | -34.87 dBm | 4.68 dB | -21.87 dB |
| -7.538 MHz | -7.500 MHz | 300.000 Hz | 816.49732 MHz | -57.05 dBm | -17.50 dB | -37.05 dB |
| 7.500 MHz | 7.538 MHz | 300.000 Hz | 831.50804 MHz | -81.13 dBm | -41.58 dB | -61.13 dB |
| 7.538 MHz | 15.000 MHz | 100.000 kHz | 832.69196 MHz | -49.97 dBm | -10.42 dB | -36.97 dB |

Date: 10.MAR.2026 20:28:34

### Highest Band Edge / Full RB 16QAM

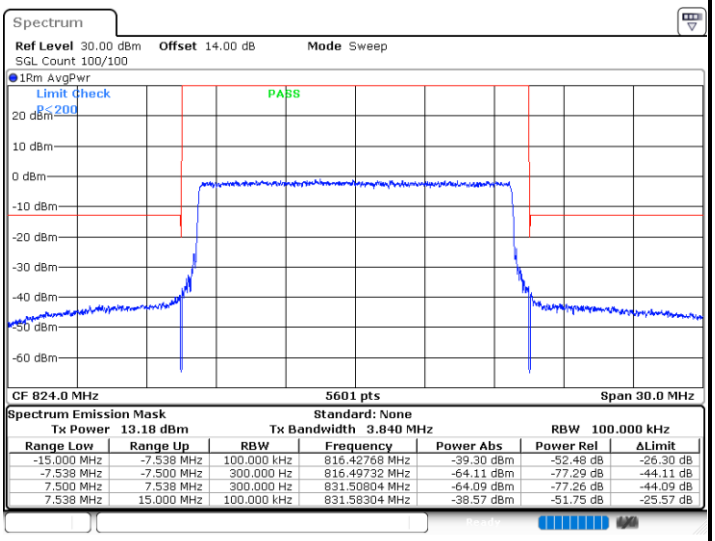


Spectrum Emission Mask Standard: None
Tx Power 13.18 dBm Tx Bandwidth 3.840 MHz RBW 100.000 kHz

| Range Low | Range Up | RBW | Frequency | Power Abs | Power Rel | ΔLimit |
|---|---|---|---|---|---|---|
| -15.000 MHz | -7.538 MHz | 100.000 kHz | 816.42768 MHz | -39.30 dBm | -52.48 dB | -26.30 dB |
| -7.538 MHz | -7.500 MHz | 300.000 Hz | 816.49732 MHz | -64.11 dBm | -77.29 dB | -44.11 dB |
| 7.500 MHz | 7.538 MHz | 300.000 Hz | 831.50804 MHz | -64.09 dBm | -77.26 dB | -44.09 dB |
| 7.538 MHz | 15.000 MHz | 100.000 kHz | 831.58304 MHz | -38.57 dBm | -51.75 dB | -25.57 dB |

Date: 10.MAR.2026 20:25:35

## LTE Band 26 / 15MHz

### Highest Band Edge / 1 RB 64QAM

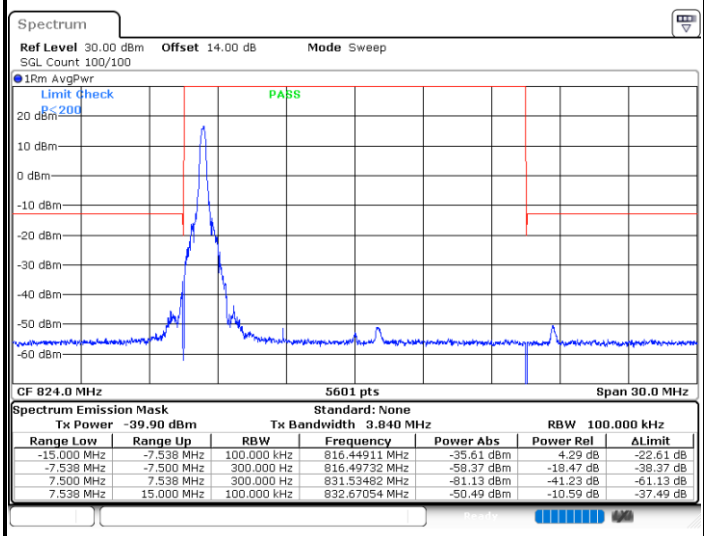


| Range Low | Range Up | RBW | Frequency | Power Abs | Power Rel | ΔLimit |
|---|---|---|---|---|---|---|
| -15.000 MHz | -7.538 MHz | 100.000 kHz | 816.44911 MHz | -35.61 dBm | 4.29 dB | -22.61 dB |
| -7.538 MHz | -7.500 MHz | 300.000 Hz | 816.49732 MHz | -58.37 dBm | -18.47 dB | -38.37 dB |
| 7.500 MHz | 7.538 MHz | 300.000 Hz | 831.53482 MHz | -81.13 dBm | -41.23 dB | -61.13 dB |
| 7.538 MHz | 15.000 MHz | 100.000 kHz | 832.67054 MHz | -50.49 dBm | -10.59 dB | -37.49 dB |

### Highest Band Edge / Full RB 64QAM

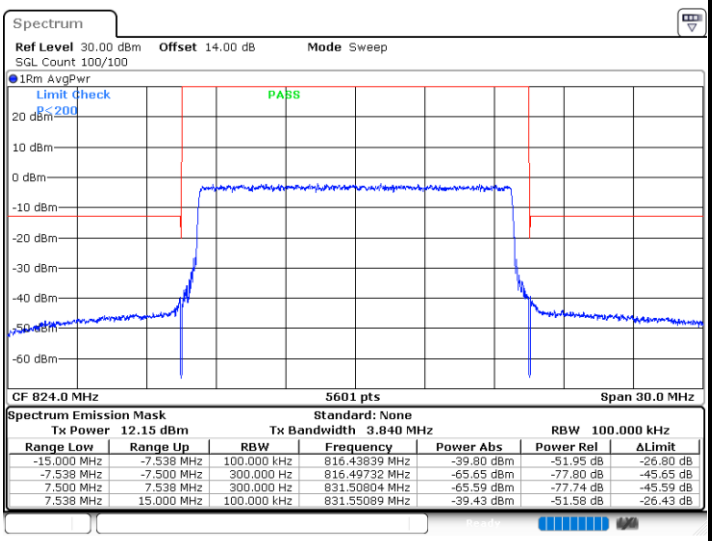


| Range Low | Range Up | RBW | Frequency | Power Abs | Power Rel | ΔLimit |
|---|---|---|---|---|---|---|
| -15.000 MHz | -7.538 MHz | 100.000 kHz | 816.43839 MHz | -39.80 dBm | -51.95 dB | -26.80 dB |
| -7.538 MHz | -7.500 MHz | 300.000 Hz | 816.49732 MHz | -65.65 dBm | -77.80 dB | -45.65 dB |
| 7.500 MHz | 7.538 MHz | 300.000 Hz | 831.50804 MHz | -65.59 dBm | -77.74 dB | -45.59 dB |
| 7.538 MHz | 15.000 MHz | 100.000 kHz | 831.55089 MHz | -39.43 dBm | -51.58 dB | -26.43 dB |

# Emission masks – Out of band emissions

## LTE Band 26 / 1.4MHz

### Lowest Channel / QPSK

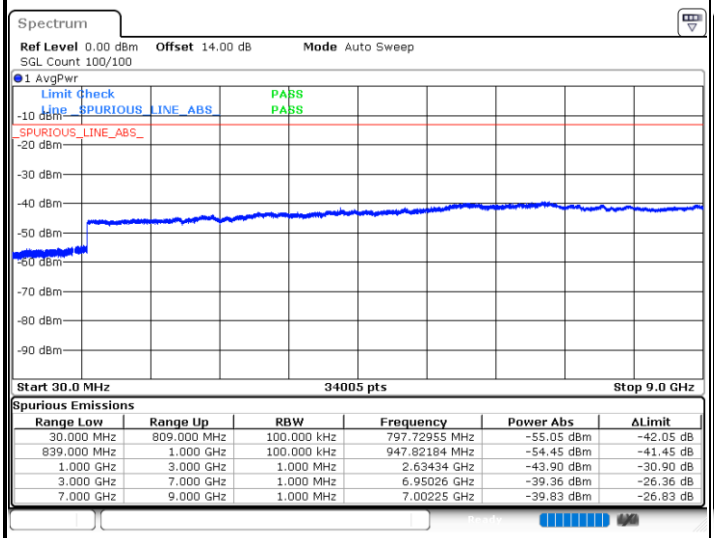


Spurious Emissions

| Range Low | Range Up | RBW | Frequency | Power Abs | ΔLimit |
|---|---|---|---|---|---|
| 30.000 MHz | 809.000 MHz | 100.000 kHz | 797.72955 MHz | -55.05 dBm | -42.05 dB |
| 839.000 MHz | 1.000 GHz | 100.000 kHz | 947.82184 MHz | -54.45 dBm | -41.45 dB |
| 1.000 GHz | 3.000 GHz | 1.000 MHz | 2.63434 GHz | -43.90 dBm | -30.90 dB |
| 3.000 GHz | 7.000 GHz | 1.000 MHz | 6.95026 GHz | -39.36 dBm | -26.36 dB |
| 7.000 GHz | 9.000 GHz | 1.000 MHz | 7.00225 GHz | -39.83 dBm | -26.83 dB |

Date: 10.MAR.2026 19:22:14

### Middle Channel / QPSK

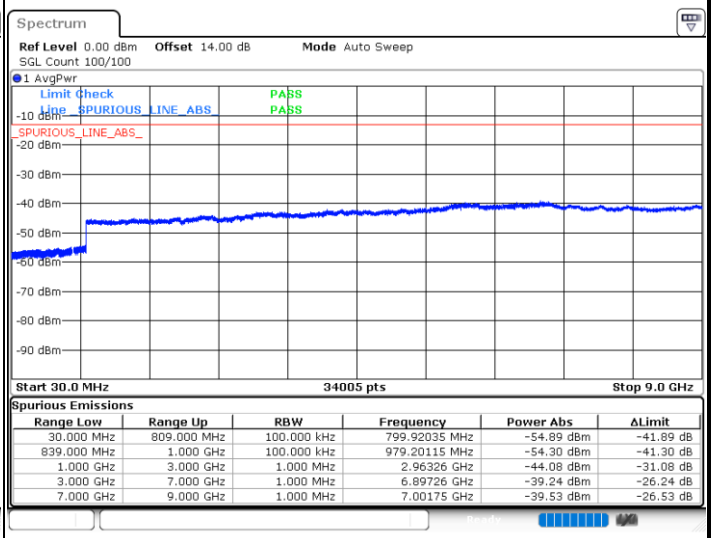


Spurious Emissions

| Range Low | Range Up | RBW | Frequency | Power Abs | ΔLimit |
|---|---|---|---|---|---|
| 30.000 MHz | 809.000 MHz | 100.000 kHz | 799.92035 MHz | -54.89 dBm | -41.89 dB |
| 839.000 MHz | 1.000 GHz | 100.000 kHz | 979.20115 MHz | -54.30 dBm | -41.30 dB |
| 1.000 GHz | 3.000 GHz | 1.000 MHz | 2.96326 GHz | -44.08 dBm | -31.08 dB |
| 3.000 GHz | 7.000 GHz | 1.000 MHz | 6.89726 GHz | -39.24 dBm | -26.24 dB |
| 7.000 GHz | 9.000 GHz | 1.000 MHz | 7.00175 GHz | -39.53 dBm | -26.53 dB |

Date: 10.MAR.2026 19:23:30

### Highest Channel / QPSK

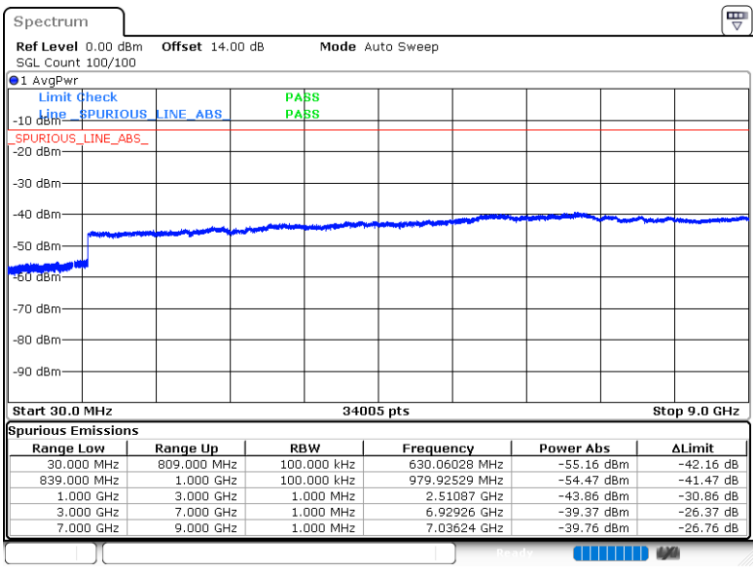


Spurious Emissions

| Range Low | Range Up | RBW | Frequency | Power Abs | ΔLimit |
|---|---|---|---|---|---|
| 30.000 MHz | 809.000 MHz | 100.000 kHz | 630.06028 MHz | -55.16 dBm | -42.16 dB |
| 839.000 MHz | 1.000 GHz | 100.000 kHz | 979.92529 MHz | -54.47 dBm | -41.47 dB |
| 1.000 GHz | 3.000 GHz | 1.000 MHz | 2.51087 GHz | -43.86 dBm | -30.86 dB |
| 3.000 GHz | 7.000 GHz | 1.000 MHz | 6.92926 GHz | -39.37 dBm | -26.37 dB |
| 7.000 GHz | 9.000 GHz | 1.000 MHz | 7.03624 GHz | -39.76 dBm | -26.76 dB |

Date: 10.MAR.2026 19:32:05

## LTE Band 26 / 3MHz

### Lowest Channel / QPSK

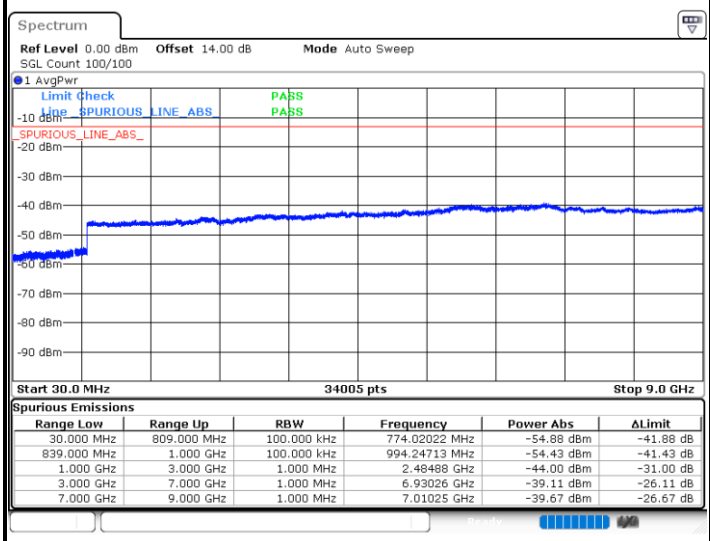


Spurious Emissions

| Range Low | Range Up | RBW | Frequency | Power Abs | ΔLimit |
|---|---|---|---|---|---|
| 30.000 MHz | 809.000 MHz | 100.000 kHz | 774.02022 MHz | -54.88 dBm | -41.88 dB |
| 839.000 MHz | 1.000 GHz | 100.000 kHz | 994.24713 MHz | -54.43 dBm | -41.43 dB |
| 1.000 GHz | 3.000 GHz | 1.000 MHz | 2.48488 GHz | -44.00 dBm | -31.00 dB |
| 3.000 GHz | 7.000 GHz | 1.000 MHz | 6.93026 GHz | -39.11 dBm | -26.11 dB |
| 7.000 GHz | 9.000 GHz | 1.000 MHz | 7.01025 GHz | -39.67 dBm | -26.67 dB |

Date: 10.MAR.2026 19:40:10

### Middle Channel / QPSK

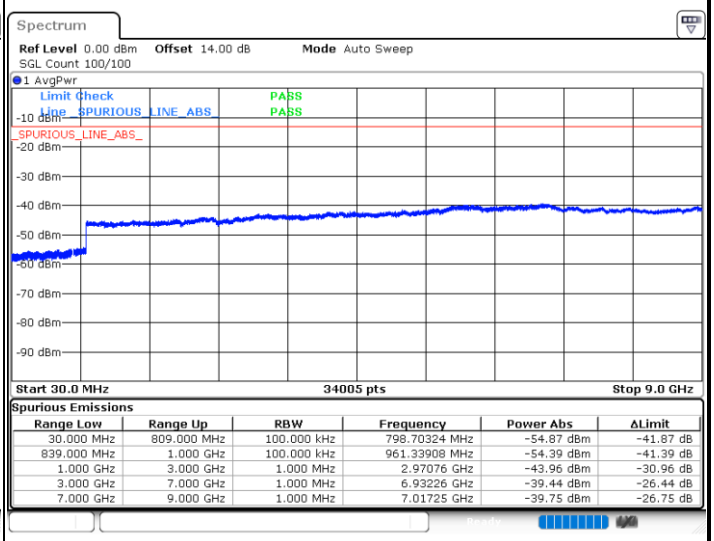


Spurious Emissions

| Range Low | Range Up | RBW | Frequency | Power Abs | ΔLimit |
|---|---|---|---|---|---|
| 30.000 MHz | 809.000 MHz | 100.000 kHz | 798.70324 MHz | -54.87 dBm | -41.87 dB |
| 839.000 MHz | 1.000 GHz | 100.000 kHz | 961.33908 MHz | -54.39 dBm | -41.39 dB |
| 1.000 GHz | 3.000 GHz | 1.000 MHz | 2.97076 GHz | -43.96 dBm | -30.96 dB |
| 3.000 GHz | 7.000 GHz | 1.000 MHz | 6.93226 GHz | -39.44 dBm | -26.44 dB |
| 7.000 GHz | 9.000 GHz | 1.000 MHz | 7.01725 GHz | -39.75 dBm | -26.75 dB |

Date: 10.MAR.2026 19:41:27

### Highest Channel / QPSK

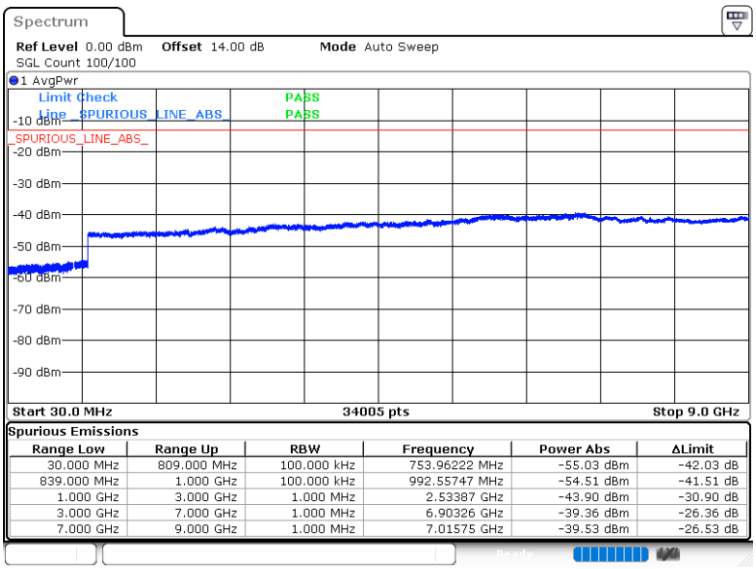


Spurious Emissions

| Range Low | Range Up | RBW | Frequency | Power Abs | ΔLimit |
|---|---|---|---|---|---|
| 30.000 MHz | 809.000 MHz | 100.000 kHz | 753.96222 MHz | -55.03 dBm | -42.03 dB |
| 839.000 MHz | 1.000 GHz | 100.000 kHz | 992.55747 MHz | -54.51 dBm | -41.51 dB |
| 1.000 GHz | 3.000 GHz | 1.000 MHz | 2.53387 GHz | -43.90 dBm | -30.90 dB |
| 3.000 GHz | 7.000 GHz | 1.000 MHz | 6.90326 GHz | -39.36 dBm | -26.36 dB |
| 7.000 GHz | 9.000 GHz | 1.000 MHz | 7.01575 GHz | -39.53 dBm | -26.53 dB |

Date: 10.MAR.2026 19:50:03

## LTE Band 26 / 5MHz

### Lowest Channel / QPSK

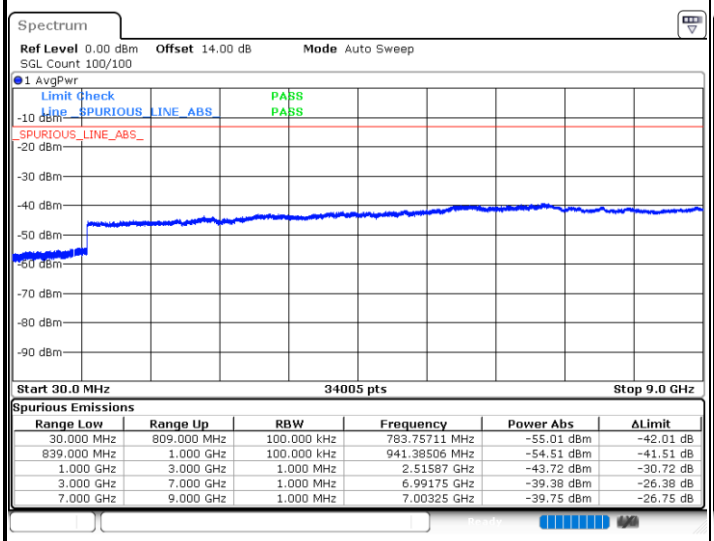


Spurious Emissions

| Range Low | Range Up | RBW | Frequency | Power Abs | ΔLimit |
|---|---|---|---|---|---|
| 30.000 MHz | 809.000 MHz | 100.000 kHz | 783.75711 MHz | -55.01 dBm | -42.01 dB |
| 839.000 MHz | 1.000 GHz | 100.000 kHz | 941.38506 MHz | -54.51 dBm | -41.51 dB |
| 1.000 GHz | 3.000 GHz | 1.000 MHz | 2.51587 GHz | -43.72 dBm | -30.72 dB |
| 3.000 GHz | 7.000 GHz | 1.000 MHz | 6.99175 GHz | -39.38 dBm | -26.38 dB |
| 7.000 GHz | 9.000 GHz | 1.000 MHz | 7.00325 GHz | -39.75 dBm | -26.75 dB |

Date: 10.MAR.2026 19:58:01

### Middle Channel / QPSK

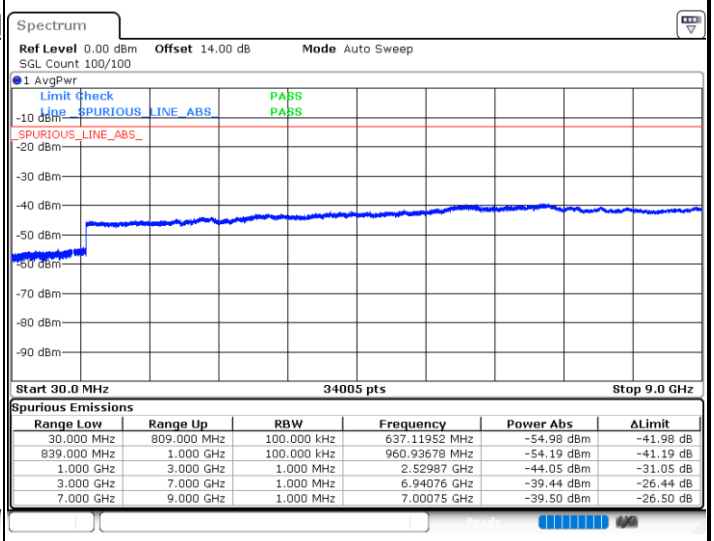


Spurious Emissions

| Range Low | Range Up | RBW | Frequency | Power Abs | ΔLimit |
|---|---|---|---|---|---|
| 30.000 MHz | 809.000 MHz | 100.000 kHz | 637.11952 MHz | -54.98 dBm | -41.98 dB |
| 839.000 MHz | 1.000 GHz | 100.000 kHz | 960.93678 MHz | -54.19 dBm | -41.19 dB |
| 1.000 GHz | 3.000 GHz | 1.000 MHz | 2.52987 GHz | -44.05 dBm | -31.05 dB |
| 3.000 GHz | 7.000 GHz | 1.000 MHz | 6.94076 GHz | -39.44 dBm | -26.44 dB |
| 7.000 GHz | 9.000 GHz | 1.000 MHz | 7.00075 GHz | -39.50 dBm | -26.50 dB |

Date: 10.MAR.2026 19:59:18

### Highest Channel / QPSK

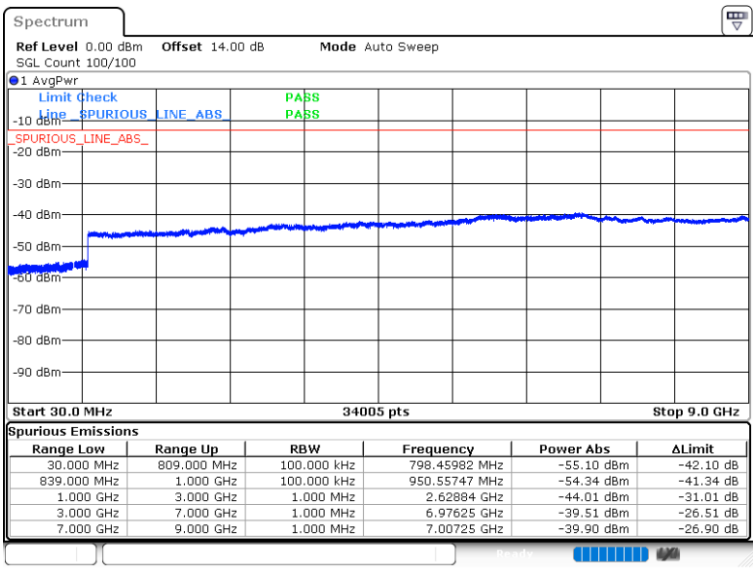


Spurious Emissions

| Range Low | Range Up | RBW | Frequency | Power Abs | ΔLimit |
|---|---|---|---|---|---|
| 30.000 MHz | 809.000 MHz | 100.000 kHz | 798.45982 MHz | -55.10 dBm | -42.10 dB |
| 839.000 MHz | 1.000 GHz | 100.000 kHz | 950.55747 MHz | -54.34 dBm | -41.34 dB |
| 1.000 GHz | 3.000 GHz | 1.000 MHz | 2.62884 GHz | -44.01 dBm | -31.01 dB |
| 3.000 GHz | 7.000 GHz | 1.000 MHz | 6.97625 GHz | -39.51 dBm | -26.51 dB |
| 7.000 GHz | 9.000 GHz | 1.000 MHz | 7.00725 GHz | -39.90 dBm | -26.90 dB |

Date: 10.MAR.2026 20:07:53

| LTE Band 26 / 10MHz |
|---|
| Middle Channel / QPSK |

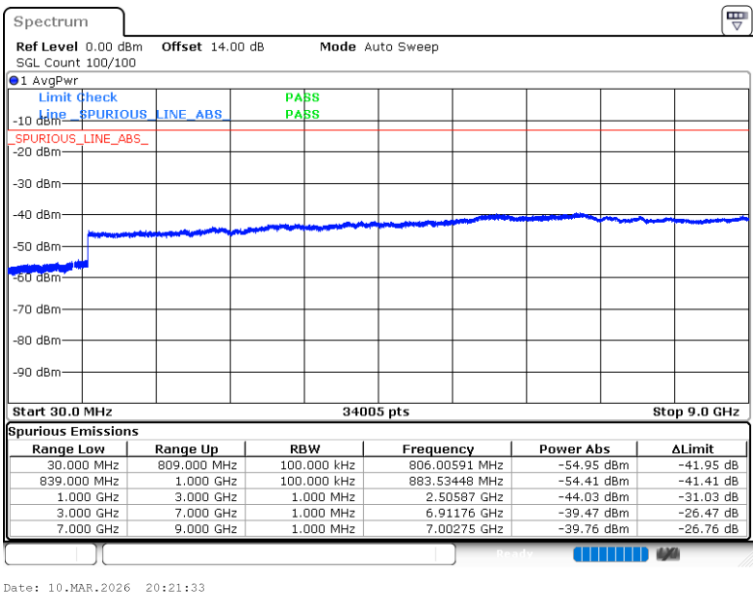


Spurious Emissions

| Range Low | Range Up | RBW | Frequency | Power Abs | ΔLimit |
|---|---|---|---|---|---|
| 30.000 MHz | 809.000 MHz | 100.000 kHz | 806.00591 MHz | -54.95 dBm | -41.95 dB |
| 839.000 MHz | 1.000 GHz | 100.000 kHz | 883.53448 MHz | -54.41 dBm | -41.41 dB |
| 1.000 GHz | 3.000 GHz | 1.000 MHz | 2.50587 GHz | -44.03 dBm | -31.03 dB |
| 3.000 GHz | 7.000 GHz | 1.000 MHz | 6.91176 GHz | -39.47 dBm | -26.47 dB |
| 7.000 GHz | 9.000 GHz | 1.000 MHz | 7.00275 GHz | -39.76 dBm | -26.76 dB |

Date: 10.MAR.2026 20:21:33

| LTE Band 26 / 15MHz |
|---|
| **Highest Channel / QPSK** |

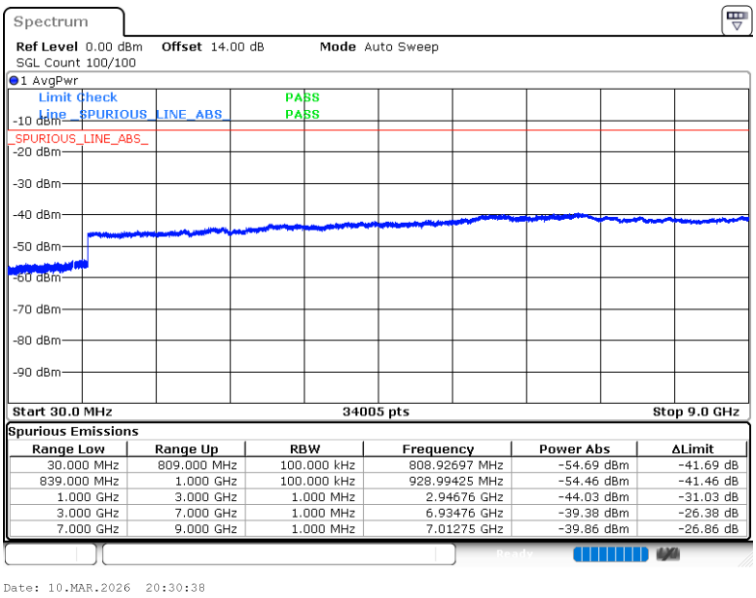


Spurious Emissions

| Range Low | Range Up | RBW | Frequency | Power Abs | ΔLimit |
|---|---|---|---|---|---|
| 30.000 MHz | 809.000 MHz | 100.000 kHz | 808.92697 MHz | -54.69 dBm | -41.69 dB |
| 839.000 MHz | 1.000 GHz | 100.000 kHz | 928.99425 MHz | -54.46 dBm | -41.46 dB |
| 1.000 GHz | 3.000 GHz | 1.000 MHz | 2.94676 GHz | -44.03 dBm | -31.03 dB |
| 3.000 GHz | 7.000 GHz | 1.000 MHz | 6.93476 GHz | -39.38 dBm | -26.38 dB |
| 7.000 GHz | 9.000 GHz | 1.000 MHz | 7.01275 GHz | -39.86 dBm | -26.86 dB |

Date: 10.MAR.2026 20:30:38

# Frequency Stability

| Test Conditions | | LTE Band 26 (QPSK) / Middle Channel | Limit |
|---|---|---|---|
| Temperature (°C) | Voltage (Volt) | BW 10MHz | ≤2.5ppm |
| | | Deviation (ppm) | Result |
| 50 | Normal Voltage | 0.0004 | PASS |
| 40 | Normal Voltage | 0.0007 | |
| 30 | Normal Voltage | 0.0004 | |
| 20(Ref.) | Normal Voltage | 0.0000 | |
| 10 | Normal Voltage | 0.0026 | |
| 0 | Normal Voltage | 0.0018 | |
| -10 | Normal Voltage | 0.0001 | |
| -20 | Normal Voltage | 0.0010 | |
| -30 | Normal Voltage | 0.0002 | |
| 20 | Maximum Voltage | 0.0023 | |
| 20 | Normal Voltage | 0.0000 | |
| 20 | Minimum Voltage | 0.0022 | |

**Note:**

1. Normal Voltage = 5 V. ; Minimum Voltage = 4.75 V. ; Maximum Voltage = 5.25 V..
2. The frequency fundamental emissions stay within the authorized frequency block.

# Appendix B. Test Results of Radiated Test

## Radiated Spurious Emission

| Test Engineer : | LiangPing Zhou | Temperature : | 22~25℃ |
|---|---|---|---|
| | | Relative Humidity : | 48~52% |

| LTE Band 26 / 5MHz / QPSK | | | | | | | | | |
|---|---|---|---|---|---|---|---|---|---|
| Channel | Frequency ( MHz ) | ERP ( dBm ) | Limit ( dBm ) | Over Limit ( dB ) | SPA Reading (dBm) | S.G. Power ( dBm ) | TX Cable loss ( dB ) | TX Antenna Gain (dBi) | Polarization (H/V) |
| Middle | 1633.5 | -57.93 | -13 | -44.93 | -67.42 | -61.18 | 4.00 | 9.40 | H |
| | 2450.25 | -59.43 | -13 | -46.43 | -73.43 | -63.00 | 4.88 | 10.60 | H |
| | 3267 | -49.68 | -13 | -36.68 | -66.05 | -54.61 | 5.52 | 12.60 | H |
| | 4084 | -49.98 | -13 | -36.98 | -69.03 | -54.45 | 6.00 | 12.62 | H |
| | 4900 | -55.69 | -13 | -42.69 | -77.51 | -59.10 | 7.14 | 12.70 | H |
| | 5717 | -46.58 | -13 | -33.58 | -69.48 | -49.81 | 7.62 | 13.00 | H |
| | 6534 | -50.01 | -13 | -37.01 | -75.56 | -52.56 | 8.00 | 12.70 | H |
| | 7350 | -39.40 | -13 | -26.40 | -65.56 | -40.35 | 8.40 | 11.50 | H |
| | 1633.5 | -62.49 | -13 | -49.49 | -71.88 | -65.74 | 4.00 | 9.40 | V |
| | 2450.25 | -62.74 | -13 | -49.74 | -76.72 | -66.31 | 4.88 | 10.60 | V |
| | 3267 | -58.62 | -13 | -45.62 | -74.85 | -63.55 | 5.52 | 12.60 | V |
| | 4084 | -57.16 | -13 | -44.16 | -76.22 | -61.63 | 6.00 | 12.62 | V |
| | 4900 | -57.21 | -13 | -44.21 | -79.24 | -60.62 | 7.14 | 12.70 | V |
| | 5717 | -55.95 | -13 | -42.95 | -78.57 | -59.18 | 7.62 | 13.00 | V |
| | 6534 | -50.06 | -13 | -37.06 | -76.34 | -52.61 | 8.00 | 12.70 | V |
| | 7350 | -44.41 | -13 | -31.41 | -70.66 | -45.36 | 8.40 | 11.50 | V |

Remark: Spurious emissions within 30-1000MHz were found more than 20dB below limit line.

| LTE Band 26 / 10MHz / QPSK | | | | | | | | | |
|---|---|---|---|---|---|---|---|---|---|
| Channel | Frequency ( MHz ) | ERP ( dBm ) | Limit ( dBm ) | Over Limit ( dB ) | SPA Reading (dBm) | S.G. Power ( dBm ) | TX Cable loss ( dB ) | TX Antenna Gain (dBi) | Polarization (H/V) |
| Middle | 1629 | -57.50 | -13 | -44.50 | -66.99 | -60.75 | 4.00 | 9.40 | H |
| | 2443.5 | -59.91 | -13 | -46.91 | -73.91 | -63.48 | 4.88 | 10.60 | H |
| | 3258 | -50.54 | -13 | -37.54 | -66.91 | -55.47 | 5.52 | 12.60 | H |
| | 4072 | -50.16 | -13 | -37.16 | -69.19 | -54.63 | 6.00 | 12.62 | H |
| | 4887 | -55.22 | -13 | -42.22 | -77.04 | -58.63 | 7.14 | 12.70 | H |
| | 5701 | -48.63 | -13 | -35.63 | -71.56 | -51.86 | 7.62 | 13.00 | H |
| | 6516 | -49.92 | -13 | -36.92 | -75.46 | -52.47 | 8.00 | 12.70 | H |
| | 7330 | -40.32 | -13 | -27.32 | -66.44 | -41.27 | 8.40 | 11.50 | H |
| | 1629 | -62.37 | -13 | -49.37 | -71.76 | -65.62 | 4.00 | 9.40 | V |
| | 2443.5 | -62.66 | -13 | -49.66 | -76.64 | -66.23 | 4.88 | 10.60 | V |
| | 3258 | -58.87 | -13 | -45.87 | -75.10 | -63.80 | 5.52 | 12.60 | V |
| | 4072 | -59.11 | -13 | -46.11 | -78.15 | -63.58 | 6.00 | 12.62 | V |
| | 4887 | -57.39 | -13 | -44.39 | -79.42 | -60.80 | 7.14 | 12.70 | V |
| | 5701 | -57.63 | -13 | -44.63 | -80.28 | -60.86 | 7.62 | 13.00 | V |
| | 6516 | -51.91 | -13 | -38.91 | -78.20 | -54.46 | 8.00 | 12.70 | V |
| | 7330 | -45.29 | -13 | -32.29 | -71.57 | -46.24 | 8.40 | 11.50 | V |

Remark: Spurious emissions within 30-1000MHz were found more than 20dB below limit line.

| LTE Band 26 / 15MHz / QPSK | | | | | | | | | |
|---|---|---|---|---|---|---|---|---|---|
| Channel | Frequency ( MHz ) | ERP ( dBm ) | Limit ( dBm ) | Over Limit ( dB ) | SPA Reading (dBm) | S.G. Power ( dBm ) | TX Cable loss ( dB ) | TX Antenna Gain (dBi) | Polarization (H/V) |
| Highest | 1634.5 | -58.27 | -13 | -45.27 | -67.76 | -61.52 | 4.00 | 9.40 | H |
| | 2451.75 | -59.07 | -13 | -46.07 | -73.07 | -62.64 | 4.88 | 10.60 | H |
| | 3269 | -50.07 | -13 | -37.07 | -66.44 | -55.00 | 5.52 | 12.60 | H |
| | 4086 | -49.56 | -13 | -36.56 | -68.63 | -54.03 | 6.00 | 12.62 | H |
| | 4903 | -55.41 | -13 | -42.41 | -77.24 | -58.82 | 7.14 | 12.70 | H |
| | 5720 | -48.50 | -13 | -35.50 | -71.44 | -51.73 | 7.62 | 13.00 | H |
| | 6538 | -48.59 | -13 | -35.59 | -74.14 | -51.14 | 8.00 | 12.70 | H |
| | 7355 | -39.15 | -13 | -26.15 | -65.31 | -40.10 | 8.40 | 11.50 | H |
| | 1634.5 | -61.79 | -13 | -48.79 | -71.18 | -65.04 | 4.00 | 9.40 | V |
| | 2451.75 | -62.64 | -13 | -49.64 | -76.62 | -66.21 | 4.88 | 10.60 | V |
| | 3269 | -58.93 | -13 | -45.93 | -75.16 | -63.86 | 5.52 | 12.60 | V |
| | 4086 | -57.67 | -13 | -44.67 | -76.76 | -62.14 | 6.00 | 12.62 | V |
| | 4903 | -57.52 | -13 | -44.52 | -79.53 | -60.93 | 7.14 | 12.70 | V |
| | 5720 | -56.91 | -13 | -43.91 | -79.67 | -60.14 | 7.62 | 13.00 | V |
| | 6538 | -50.67 | -13 | -37.67 | -76.95 | -53.22 | 8.00 | 12.70 | V |
| | 7355 | -44.48 | -13 | -31.48 | -70.73 | -45.43 | 8.40 | 11.50 | V |

Remark: Spurious emissions within 30-1000MHz were found more than 20dB below limit line.