12. SETUP PHOTOS

ANTENNA PORT CONDUCTED RF MEASUREMENT SETUP

ANTENNA PORT CONDUCTED PHOTO

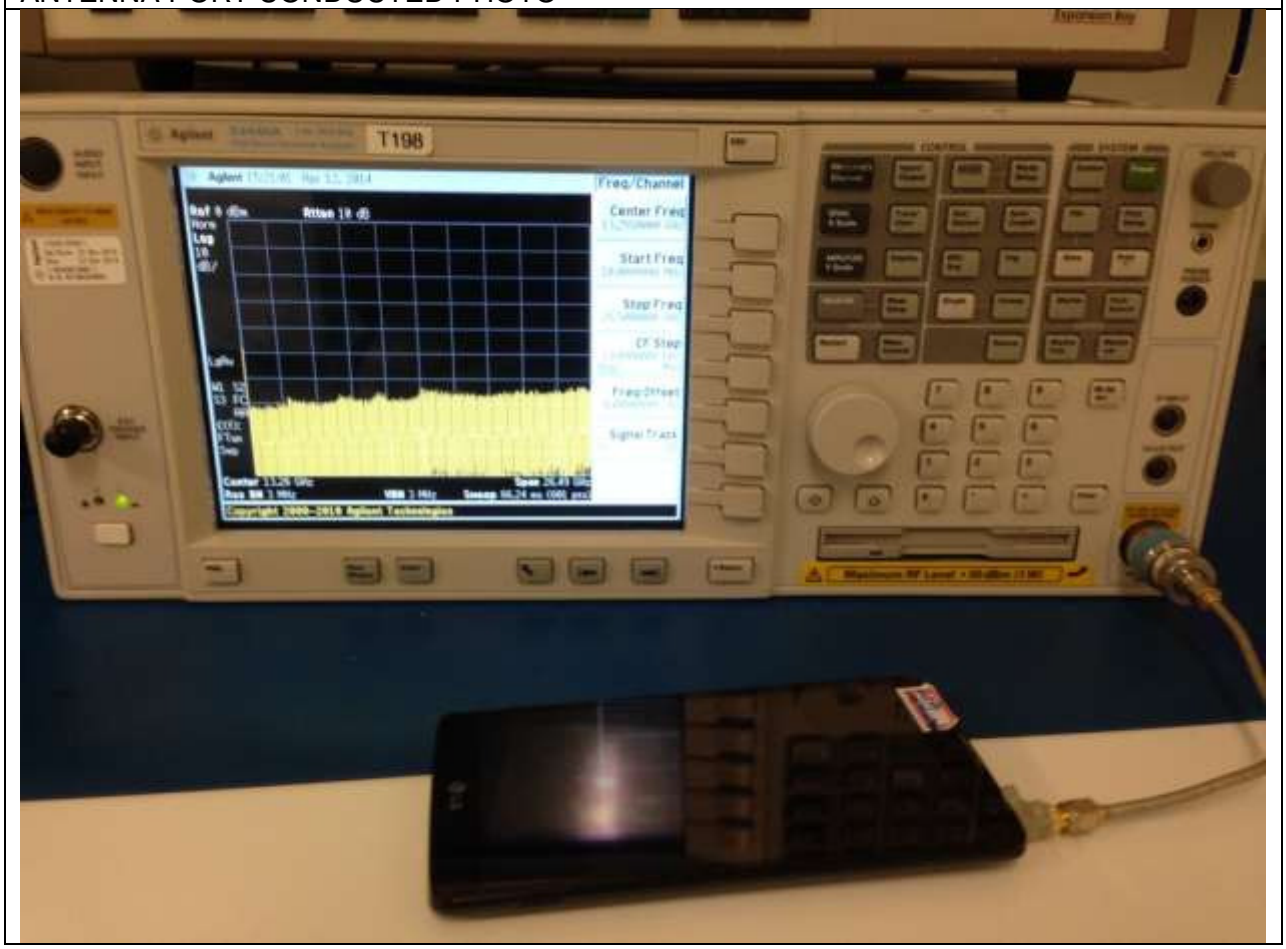

This report shall not be reproduced except in full, without the written approval of UL Verification Services Inc.

RADIATED RF MEASUREMENT SETUP (BELOW 1 GHz)

RADIATED FRONT=PHOTO (BELOW 1 GHz)



This report shall not be reproduced except in full, without the written approval of UL Verification Services Inc.

RADIATED BACK PHOTO (BELOW 1 GHz)

This report shall not be reproduced except in full, without the written approval of UL Verification Services Inc.

RADIATED RF MEASUREMENT SETUP (ABOVE 1 GHz)

RADIATED FRONT PHOTO (ABOVE 1 GHz)



This report shall not be reproduced except in full, without the written approval of UL Verification Services Inc.

RADIATED BACK PHOTO (ABOVE 1 GHz)



This report shall not be reproduced except in full, without the written approval of UL Verification Services Inc.

RADIATED RF MEASUREMENT SETUP FOR PORTABLE CONFIGURATION

X-AXIS FRONT PHOTO



UL VERIFICATION SERVICES INC. FORM NO: CCSUP4701H
47173 BENICIA STREET, FREMONT, CA 94538, USA TEL: (510) 771-1000 FAX: (510) 661-0888

This report shall not be reproduced except in full, without the written approval of UL Verification Services Inc.

Y-AXIS FRONT PHOTO



This report shall not be reproduced except in full, without the written approval of UL Verification Services Inc.

Z-AXIS FRONT PHOTO



This report shall not be reproduced except in full, without the written approval of UL Verification Services Inc.

POWERLINE CONDUCTED EMISSIONS MEASUREMENT SETUP

LINE CONDUCTED FRONT PHOTO

This report shall not be reproduced except in full, without the written approval of UL Verification Services Inc.

LINE CONDUCTED BACK PHOTO



END OF REPORT

This report shall not be reproduced except in full, without the written approval of UL Verification Services Inc.