# 20140627_SystemPerformanceCheck-D835V2 SN 4d002

Frequency: 835 MHz; Duty Cycle: 1:1; Room Ambient Temperature: 24.0°C; Liquid Temperature: 23.0°C
Medium parameters used: f = 835 MHz; $\sigma$ = 1.008 S/m; $\varepsilon_r$ = 53.765; $\rho$ = 1000 kg/m$^3$
DASY5 Configuration:
- Area Scan Setting: Find Secondary Maximum Within: 2.0 dB and with a peak SAR value greater than 0.0012W/kg
- Averaged Fast SAR: Polynomial fit
- Electronics: DAE4 Sn1352; Calibrated: 9/11/2013
- Probe: EX3DV4 - SN3929; ConvF(9.21, 9.21, 9.21); Calibrated: 5/9/2014;
- Sensor-Surface: 2.5mm (Mechanical Surface Detection)
- Phantom: ELI A (v5.0); Type: QDOVA001BB; Serial: S/n:1212

## Body/Pin=100 mW/Area Scan (61x61x1): Interpolated grid: dx=1.500 mm, dy=1.500 mm

Reference Value = 35.06 V/m; Power Drift = 0.12 dB
**Fast SAR: SAR(1 g) = 1.03 W/kg; SAR(10 g) = 0.690 W/kg**
Maximum value of SAR (interpolated) = 1.22 W/kg

## Body/Pin=100 mW/Zoom Scan (7x7x7)/Cube 0: Measurement grid: dx=5mm, dy=5mm, dz=5mm

Reference Value = 35.06 V/m; Power Drift = 0.12 dB
Peak SAR (extrapolated) = 1.52 W/kg
**SAR(1 g) = 1.02 W/kg; SAR(10 g) = 0.670 W/kg**
Maximum value of SAR (measured) = 1.24 W/kg

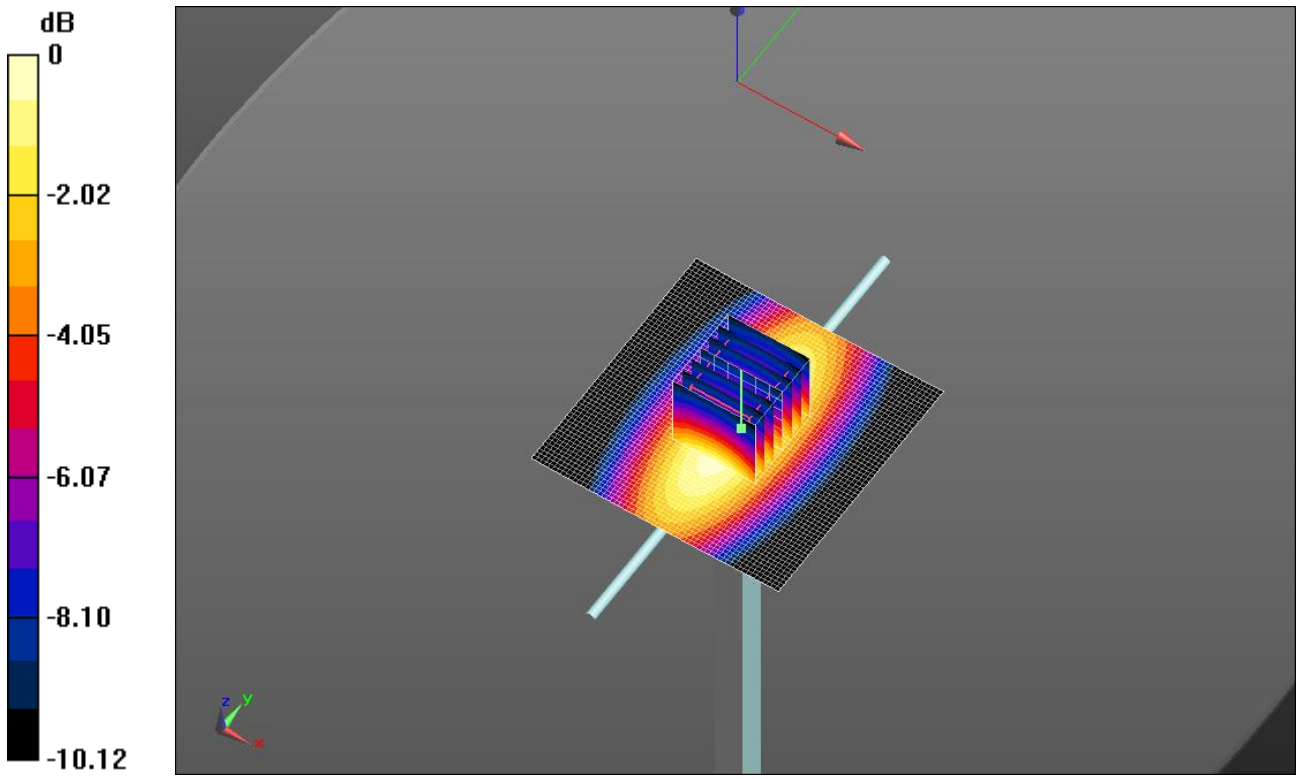


0 dB = 1.24 W/kg = 0.93 dBW/kg

## 20140627_SystemPerformanceCheck-D835V2 SN 4d002

Frequency: 835 MHz; Duty Cycle: 1:1

**Body/Pin=100 mW/Z Scan (1x1x21):** Measurement grid: dx=20mm, dy=20mm, dz=5mm
Maximum value of SAR (measured) = 1.25 W/kg

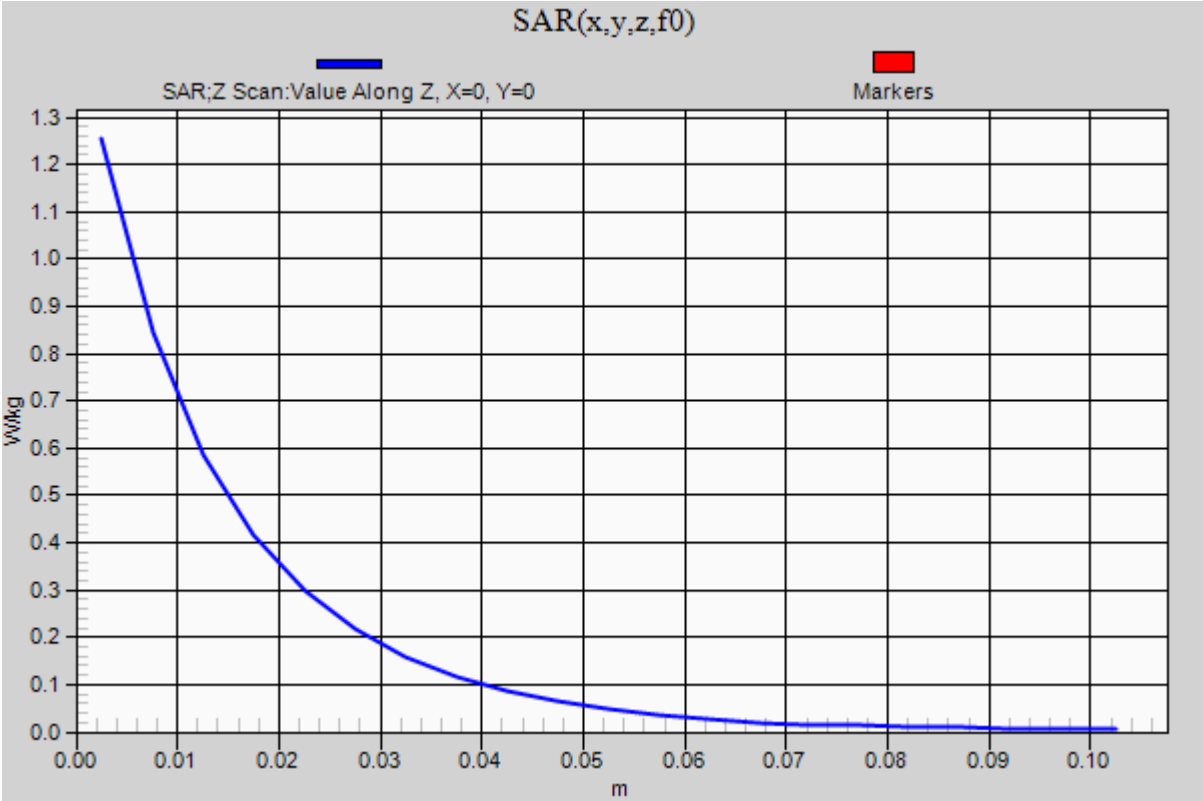

# 20140701_SystemPerformanceCheck-D1900V2 SN 5d043

Frequency: 1900 MHz; Duty Cycle: 1:1; Room Ambient Temperature: 24.0°C; Liquid Temperature: 23.0°C
Medium parameters used: f = 1900 MHz; $\sigma$ = 1.553 S/m; $\varepsilon_r$ = 52.075; $\rho$ = 1000 kg/m$^3$
DASY5 Configuration:
- Area Scan Setting: Find Secondary Maximum Within: 2.0 dB and with a peak SAR value greater than 0.0012W/kg
- Averaged Fast SAR: Polynomial fit
- Electronics: DAE4 Sn1352; Calibrated: 9/11/2013
- Probe: EX3DV4 - SN3929; ConvF(7.25, 7.25, 7.25); Calibrated: 5/9/2014;
- Sensor-Surface: 2.5mm (Mechanical Surface Detection)
- Phantom: ELI A (v5.0); Type: QDOVA001BB; Serial: S/n:1212

## Body/Pin=100 mW/Area Scan (61x61x1): Interpolated grid: dx=1.500 mm, dy=1.500 mm

Reference Value = 59.97 V/m; Power Drift = -0.01 dB
**Fast SAR: SAR(1 g) = 4.07 W/kg; SAR(10 g) = 2.03 W/kg**
Maximum value of SAR (interpolated) = 5.45 W/kg

## Body/Pin=100 mW/Zoom Scan (7x7x7)/Cube 0: Measurement grid: dx=5mm, dy=5mm, dz=5mm

Reference Value = 59.97 V/m; Power Drift = -0.01 dB
Peak SAR (extrapolated) = 7.21 W/kg
**SAR(1 g) = 4.08 W/kg; SAR(10 g) = 2.17 W/kg**
Maximum value of SAR (measured) = 5.44 W/kg

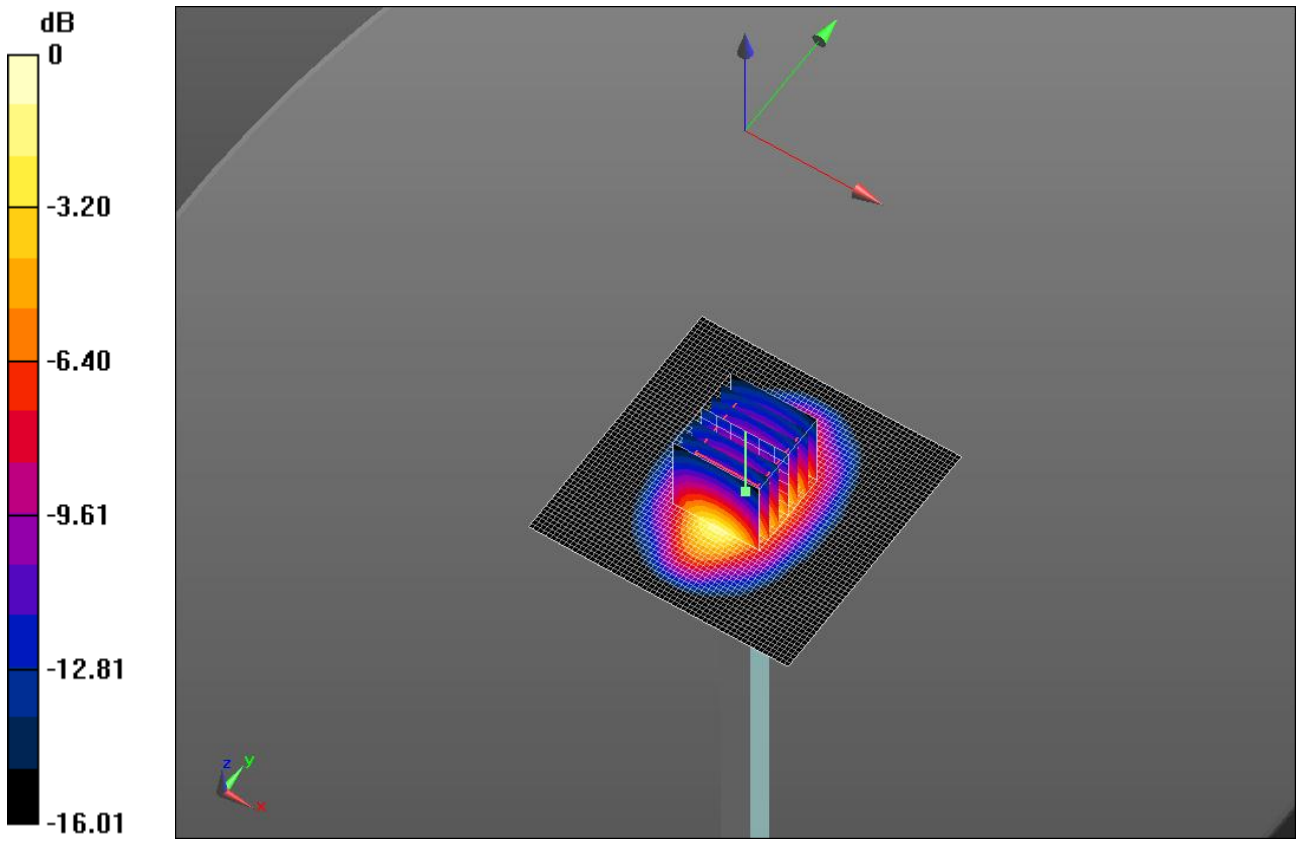


0 dB = 5.44 W/kg = 7.36 dBW/kg

## 20140701_SystemPerformanceCheck-D1900V2 SN 5d043

Frequency: 1900 MHz; Duty Cycle: 1:1

**Body/Pin=100 mW/Z Scan (1x1x21):** Measurement grid: dx=20mm, dy=20mm, dz=5mm
Maximum value of SAR (measured) = 5.45 W/kg

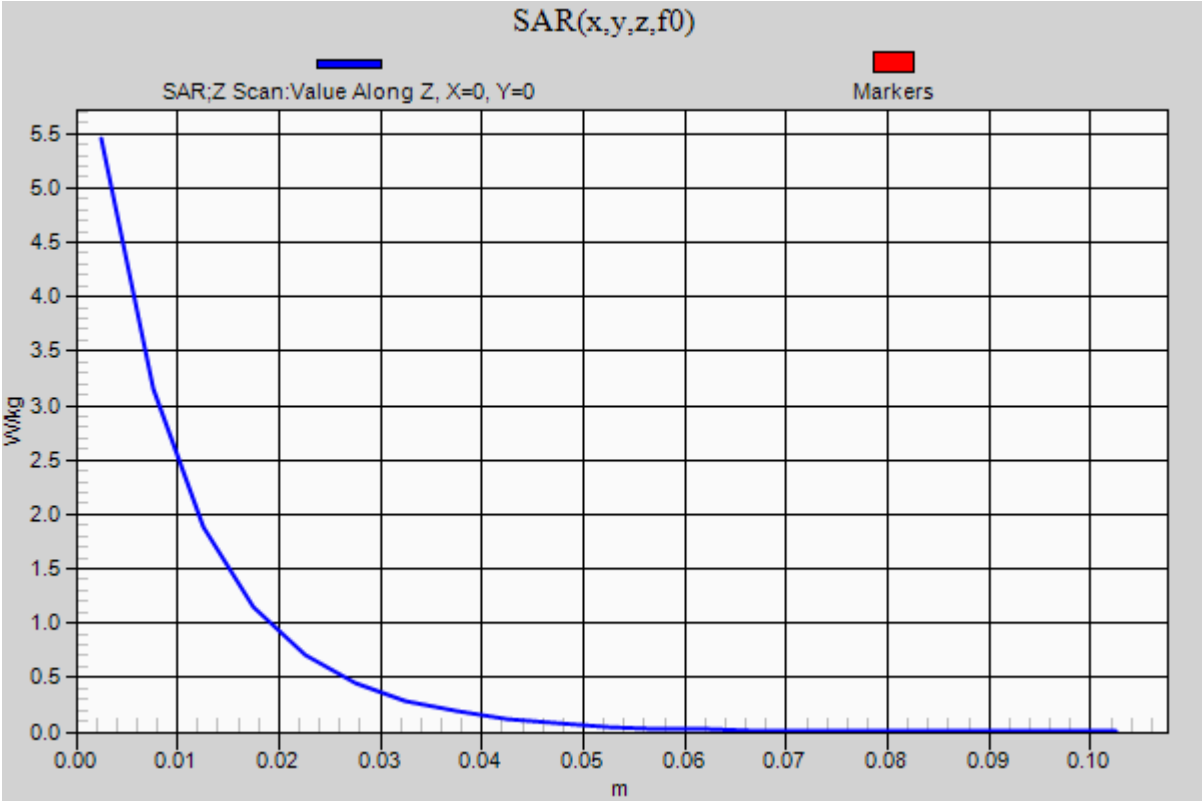

## SystemPerformanceCheck-D2600V2 SN 1006

Frequency: 2600 MHz; Duty Cycle: 1:1; Room Ambient Temperature: 24.0°C; Liquid Temperature: 23.0°C
Medium parameters used: f = 2600 MHz; σ = 2.013 S/m; $\varepsilon_r$ = 38.426; ρ = 1000 kg/m$^3$
DASY5 Configuration:
- Area Scan Setting: Find Secondary Maximum Within: 2.0 dB and with a peak SAR value greater than 0.0012W/kg
- Averaged Fast SAR: Polynomial fit
- Electronics: DAE4 Sn1352; Calibrated: 9/11/2013
- Probe: EX3DV4 - SN3929; ConvF(6.37, 6.37, 6.37); Calibrated: 5/9/2014;
- Sensor-Surface: 2.5mm (Mechanical Surface Detection)
- Phantom: SAM with CRP; Type: QD000P40CD; Serial: 1768

### Head/Pin=100 mW/Area Scan (71x71x1): Interpolated grid: dx=1.200 mm, dy=1.200 mm

Reference Value = 66.82 V/m; Power Drift = -0.01 dB
**Fast SAR: SAR(1 g) = 6.35 W/kg; SAR(10 g) = 2.82 W/kg**
Maximum value of SAR (interpolated) = 9.20 W/kg

### Head/Pin=100 mW/Zoom Scan (7x7x7)/Cube 0: Measurement grid: dx=5mm, dy=5mm, dz=5mm

Reference Value = 66.82 V/m; Power Drift = -0.01 dB
Peak SAR (extrapolated) = 13.2 W/kg
**SAR(1 g) = 6.09 W/kg; SAR(10 g) = 2.7 W/kg**
Maximum value of SAR (measured) = 8.85 W/kg

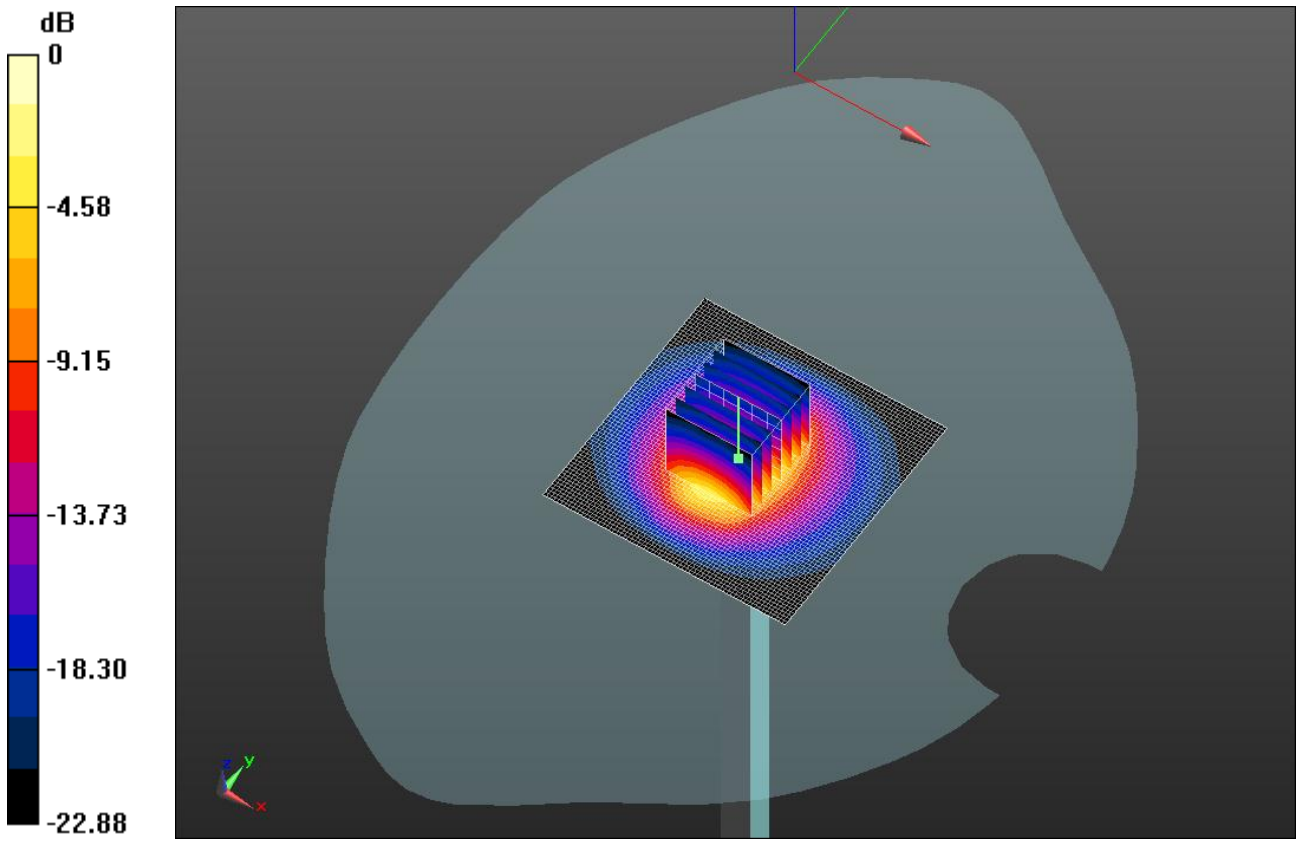


0 dB = 8.85 W/kg = 9.47 dBW/kg

## SystemPerformanceCheck-D2600V2 SN 1006

Frequency: 2600 MHz; Duty Cycle: 1:1

**Head/Pin=100 mW/Z Scan (1x1x21):** Measurement grid: dx=20mm, dy=20mm, dz=5mm
Maximum value of SAR (measured) = 8.61 W/kg

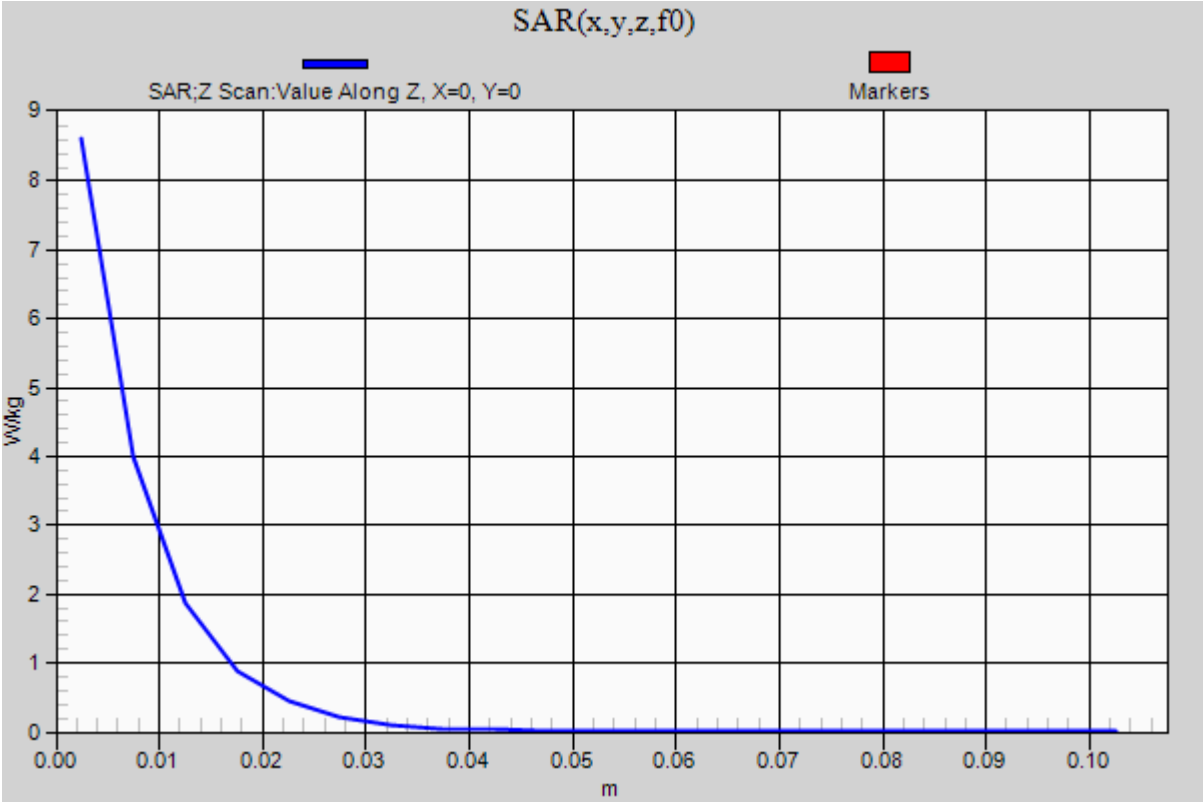

# 20140710_SystemPerformanceCheck-D1750V2 SN 1050

Frequency: 1750 MHz; Duty Cycle: 1:1; Room Ambient Temperature: 24.0°C; Liquid Temperature: 23.0°C
Medium parameters used: f = 1750 MHz; σ = 1.543 S/m; $\varepsilon_r$ = 51.919; ρ = 1000 kg/m$^3$
DASY5 Configuration:
- Area Scan Setting: Find Secondary Maximum Within: 2.0 dB and with a peak SAR value greater than 0.0012W/kg
- Averaged Fast SAR: Polynomial fit
- Electronics: DAE4 Sn1352; Calibrated: 9/11/2013
- Probe: EX3DV4 - SN3929; ConvF(7.47, 7.47, 7.47); Calibrated: 5/9/2014;
- Sensor-Surface: 2.5mm (Mechanical Surface Detection)
- Phantom: ELI A (v5.0); Type: QDOVA001BB; Serial: S/n:1212

## Body/Pin=100 mW/Area Scan (61x61x1): Interpolated grid: dx=1.500 mm, dy=1.500 mm

Reference Value = 56.39 V/m; Power Drift = 0.05 dB
**Fast SAR: SAR(1 g) = 3.73 W/kg; SAR(10 g) = 1.94 W/kg**
Maximum value of SAR (interpolated) = 4.88 W/kg

## Body/Pin=100 mW/Zoom Scan (7x7x7)/Cube 0: Measurement grid: dx=5mm, dy=5mm, dz=5mm

Reference Value = 56.39 V/m; Power Drift = 0.05 dB
Peak SAR (extrapolated) = 6.55 W/kg
**SAR(1 g) = 3.65 W/kg; SAR(10 g) = 1.94 W/kg**
Maximum value of SAR (measured) = 4.88 W/kg

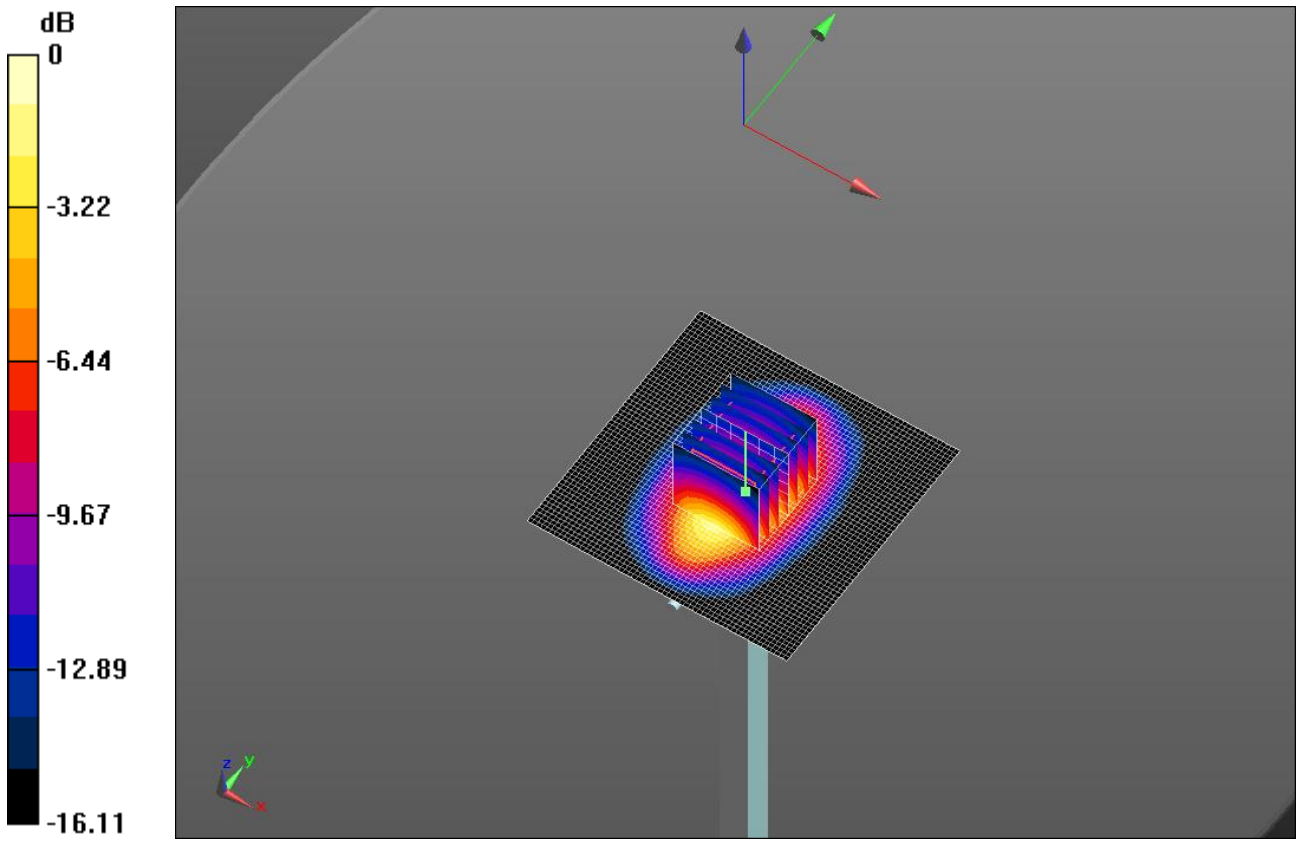


0 dB = 4.88 W/kg = 6.88 dBW/kg

## 20140710_SystemPerformanceCheck-D1750V2 SN 1050

Frequency: 1750 MHz; Duty Cycle: 1:1

**Body/Pin=100 mW/Z Scan (1x1x21):** Measurement grid: dx=20mm, dy=20mm, dz=5mm
Maximum value of SAR (measured) = 4.88 W/kg

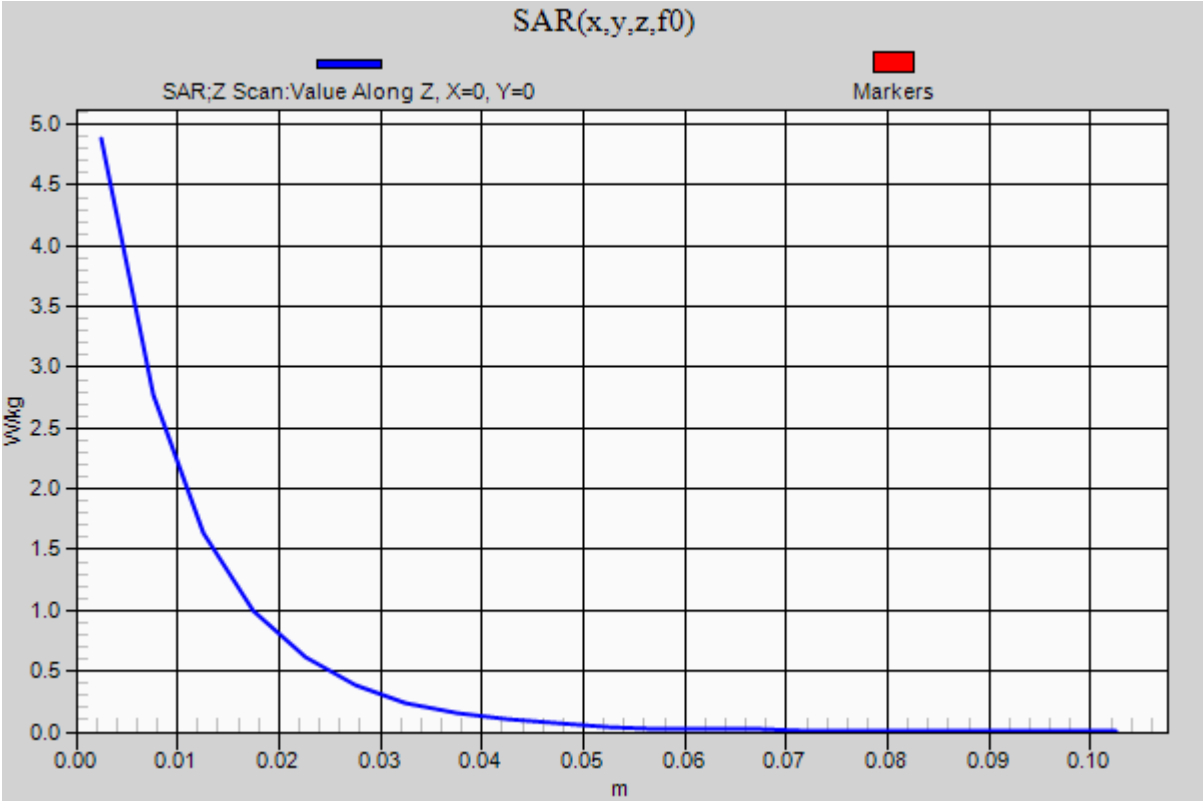

## SystemPerformanceCheck-D2450V2 SN 899

Frequency: 2450 MHz; Duty Cycle: 1:1; Room Ambient Temperature: 24.0°C; Liquid Temperature: 23.0°C
Medium parameters used: f = 2450 MHz; $\sigma$ = 1.874 S/m; $\varepsilon_r$ = 38.68; $\rho$ = 1000 kg/m$^3$
DASY5 Configuration:
- Area Scan Setting: Find Secondary Maximum Within: 2.0 dB and with a peak SAR value greater than 0.0012W/kg
- Averaged Fast SAR: Polynomial fit
- Electronics: DAE4 Sn1439; Calibrated: 5/14/2014
- Probe: EX3DV4 - SN3991; ConvF(7.45, 7.45, 7.45); Calibrated: 5/16/2014;
- Sensor-Surface: 2.5mm (Mechanical Surface Detection)
- Phantom: TWIN SAM v5.0; Type: QD000P40CD; Serial: TP:1829

### Head/Pin=100 mW/Area Scan (71x71x1): Interpolated grid: dx=1.200 mm, dy=1.200 mm

Reference Value = 61.00 V/m; Power Drift = -0.03 dB
**Fast SAR: SAR(1 g) = 5.1 W/kg; SAR(10 g) = 2.23 W/kg**
Maximum value of SAR (interpolated) = 7.44 W/kg

### Head/Pin=100 mW/Zoom Scan (7x7x7)/Cube 0: Measurement grid: dx=5mm, dy=5mm, dz=5mm

Reference Value = 61.00 V/m; Power Drift = -0.03 dB
Peak SAR (extrapolated) = 10.8 W/kg
**SAR(1 g) = 5.05 W/kg; SAR(10 g) = 2.3 W/kg**
Maximum value of SAR (measured) = 7.27 W/kg

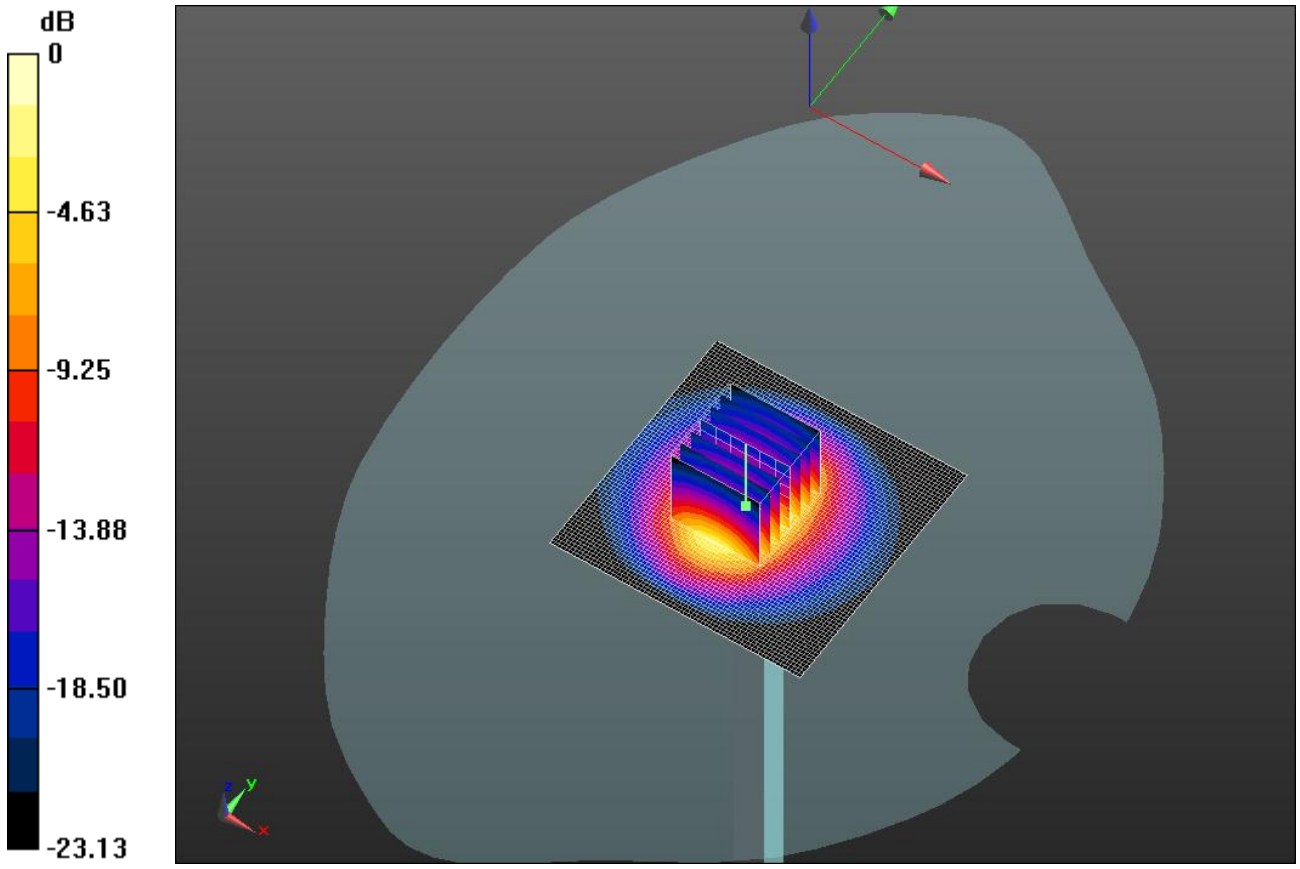


0 dB = 7.27 W/kg = 8.62 dBW/kg

## SystemPerformanceCheck-D2450V2 SN 899

Frequency: 2450 MHz; Duty Cycle: 1:1

**Head/Pin=100 mW/Z Scan (1x1x21):** Measurement grid: dx=20mm, dy=20mm, dz=5mm
Maximum value of SAR (measured) = 6.72 W/kg

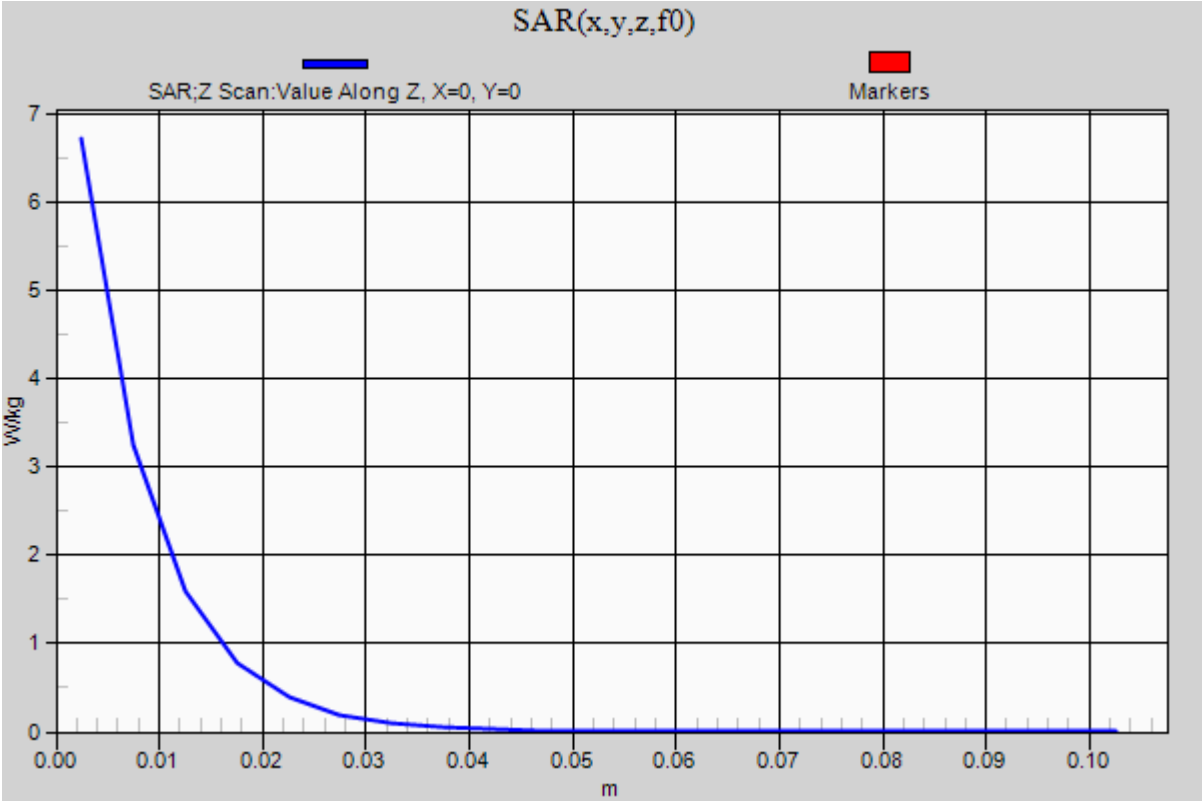

## SystemPerformanceCheck-D5GHzV2 SN 1138

Frequency: 5200 MHz; Duty Cycle: 1:1; Room Ambient Temperature: 24.0°C; Liquid Temperature: 23.0°C
Medium parameters used: f = 5200 MHz; $\sigma$ = 5.469 S/m; $\varepsilon_r$ = 47.105; $\rho$ = 1000 kg/m$^3$
DASY5 Configuration:
- Area Scan Setting: Find Secondary Maximum Within: 2.0 dB and with a peak SAR value greater than 0.0012W/kg
- Averaged Fast SAR: Polynomial fit
- Electronics: DAE4 Sn1439; Calibrated: 5/14/2014
- Probe: EX3DV4 - SN3991; ConvF(4.66, 4.66, 4.66); Calibrated: 5/16/2014;
- Sensor-Surface: 1.4mm (Mechanical Surface Detection)
- Phantom: ELI v5.0 (A); Type: QDOVA001BB; Serial: 1213

**Body/5.2 GHz, Pin=100mW/Area Scan (61x61x1):** Interpolated grid: dx=1.000 mm, dy=1.000 mm
Reference Value = 47.23 V/m; Power Drift = 0.19 dB
**Fast SAR: SAR(1 g) = 6.45 W/kg; SAR(10 g) = 1.86 W/kg**
Maximum value of SAR (interpolated) = 16.3 W/kg

**Body/5.2 GHz, Pin=100mW/Zoom Scan (8x8x7)/Cube 0:** Measurement grid: dx=4mm, dy=4mm, dz=1.4mm
Reference Value = 47.23 V/m; Power Drift = 0.19 dB
Peak SAR (extrapolated) = 27.5 W/kg
**SAR(1 g) = 6.59 W/kg; SAR(10 g) = 1.97 W/kg**
Maximum value of SAR (measured) = 15.4 W/kg

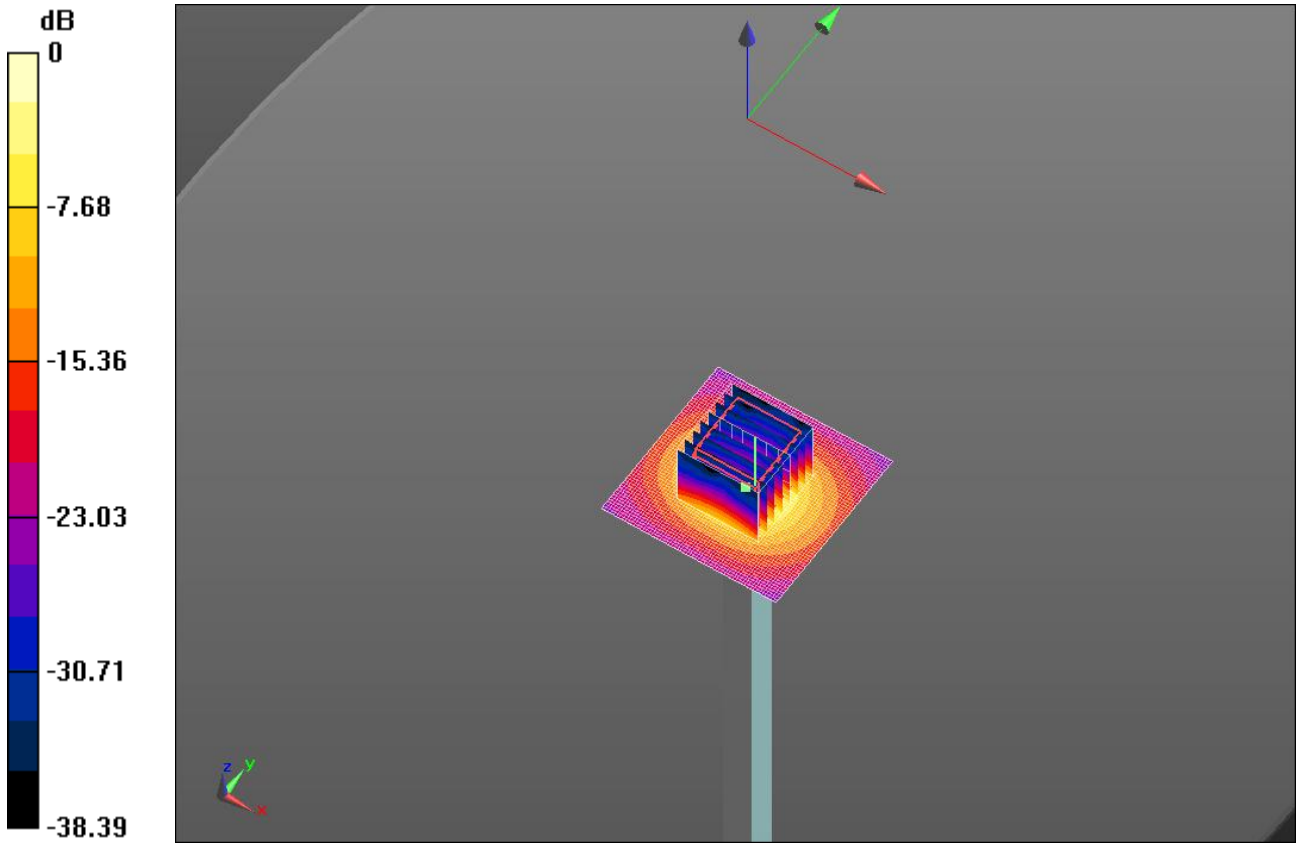


0 dB = 15.4 W/kg = 11.88 dBW/kg

## SystemPerformanceCheck-D5GHzV2 SN 1138

Frequency: 5200 MHz; Duty Cycle: 1:1

**Body/5.2 GHz, Pin=100mW/Z Scan (1x1x21):** Measurement grid: dx=20mm, dy=20mm, dz=5mm
Maximum value of SAR (measured) = 11.3 W/kg

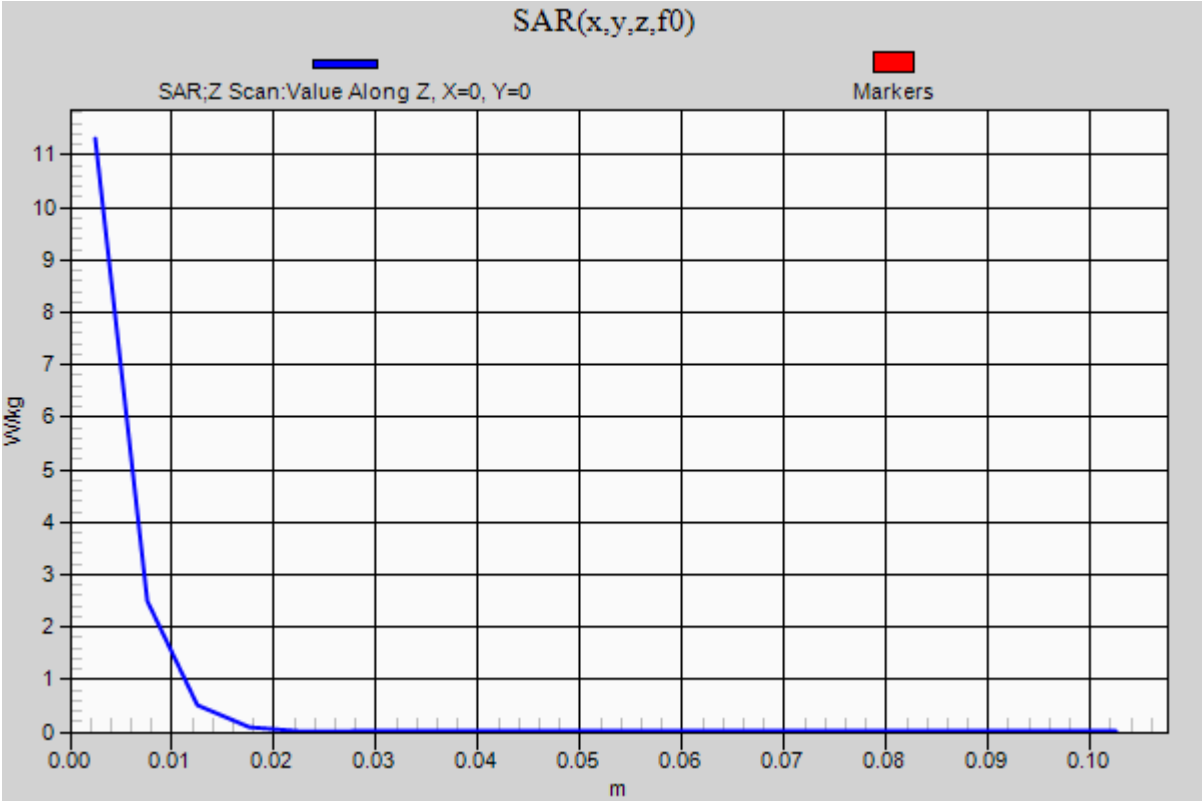

## SystemPerformanceCheck-D750V3 SN 1071

Frequency: 750 MHz; Duty Cycle: 1:1; Room Ambient Temperature: 24.0°C; Liquid Temperature: 23.0°C
Medium parameters used: f = 750 MHz; σ = 0.903 S/m; $\varepsilon_r$ = 41.703; ρ = 1000 kg/m$^3$
DASY5 Configuration:
- Area Scan Setting: Find Secondary Maximum Within: 2.0 dB and with a peak SAR value greater than 0.0012W/kg
- Averaged Fast SAR: Polynomial fit
- Electronics: DAE4 Sn1439; Calibrated: 5/14/2014
- Probe: EX3DV4 - SN3991; ConvF(10.46, 10.46, 10.46); Calibrated: 5/16/2014;
- Sensor-Surface: 2.5mm (Mechanical Surface Detection)
- Phantom: TWIN SAM v5.0; Type: QD000P40CD; Serial: TP:1829

**Head/Pin=100 mW/Area Scan (61x61x1):** Interpolated grid: dx=1.500 mm, dy=1.500 mm
Reference Value = 32.51 V/m; Power Drift = 0.07 dB
**Fast SAR: SAR(1 g) = 0.813 W/kg; SAR(10 g) = 0.552 W/kg**
Maximum value of SAR (interpolated) = 0.959 W/kg

**Head/Pin=100 mW/Zoom Scan (7x7x7)/Cube 0:** Measurement grid: dx=5mm, dy=5mm, dz=5mm
Reference Value = 32.51 V/m; Power Drift = 0.07 dB
Peak SAR (extrapolated) = 1.23 W/kg
**SAR(1 g) = 0.802 W/kg; SAR(10 g) = 0.523 W/kg**
Maximum value of SAR (measured) = 0.986 W/kg

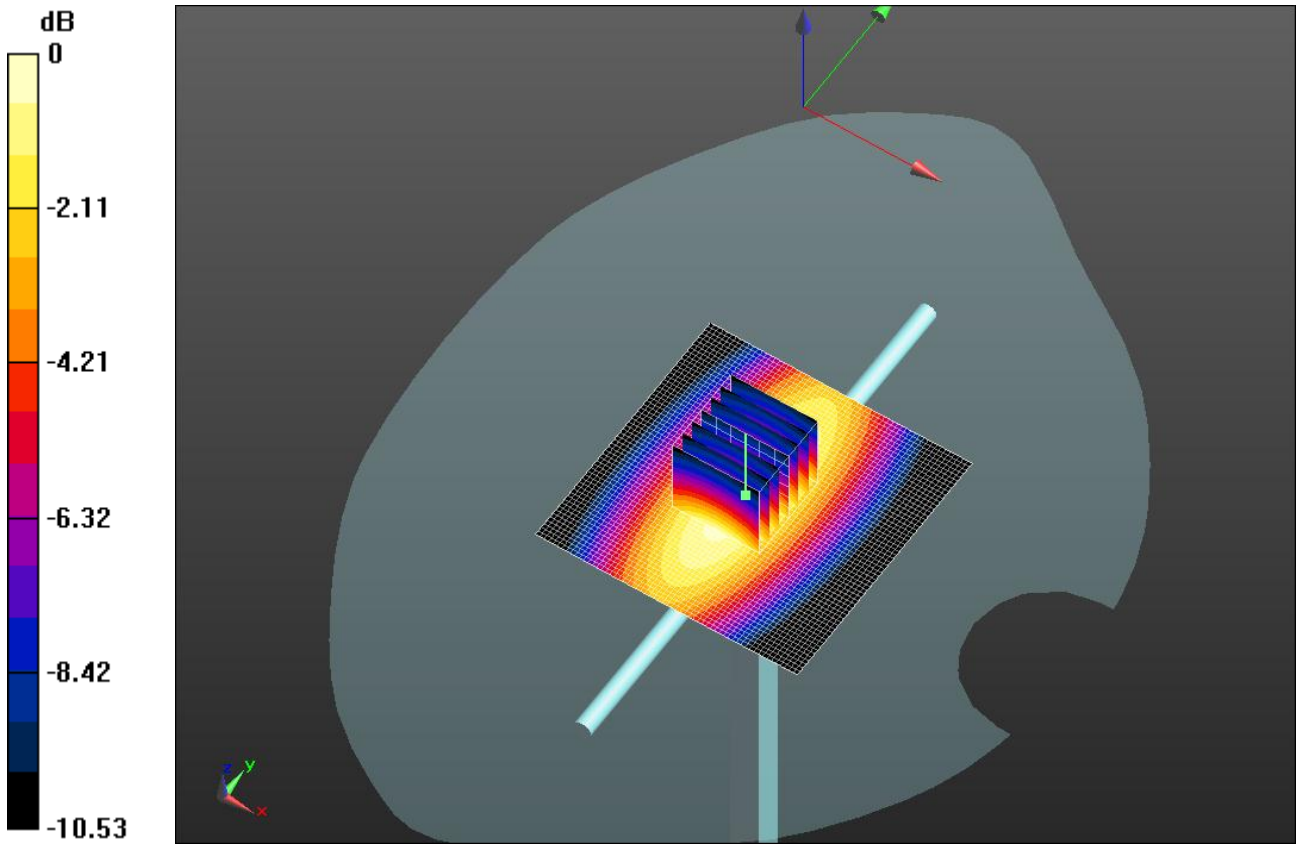


0 dB = 0.986 W/kg = -0.06 dBW/kg

## SystemPerformanceCheck-D750V3 SN 1071

Frequency: 750 MHz; Duty Cycle: 1:1

**Head/Pin=100 mW/Z Scan (1x1x21):** Measurement grid: dx=20mm, dy=20mm, dz=5mm
Maximum value of SAR (measured) = 0.955 W/kg

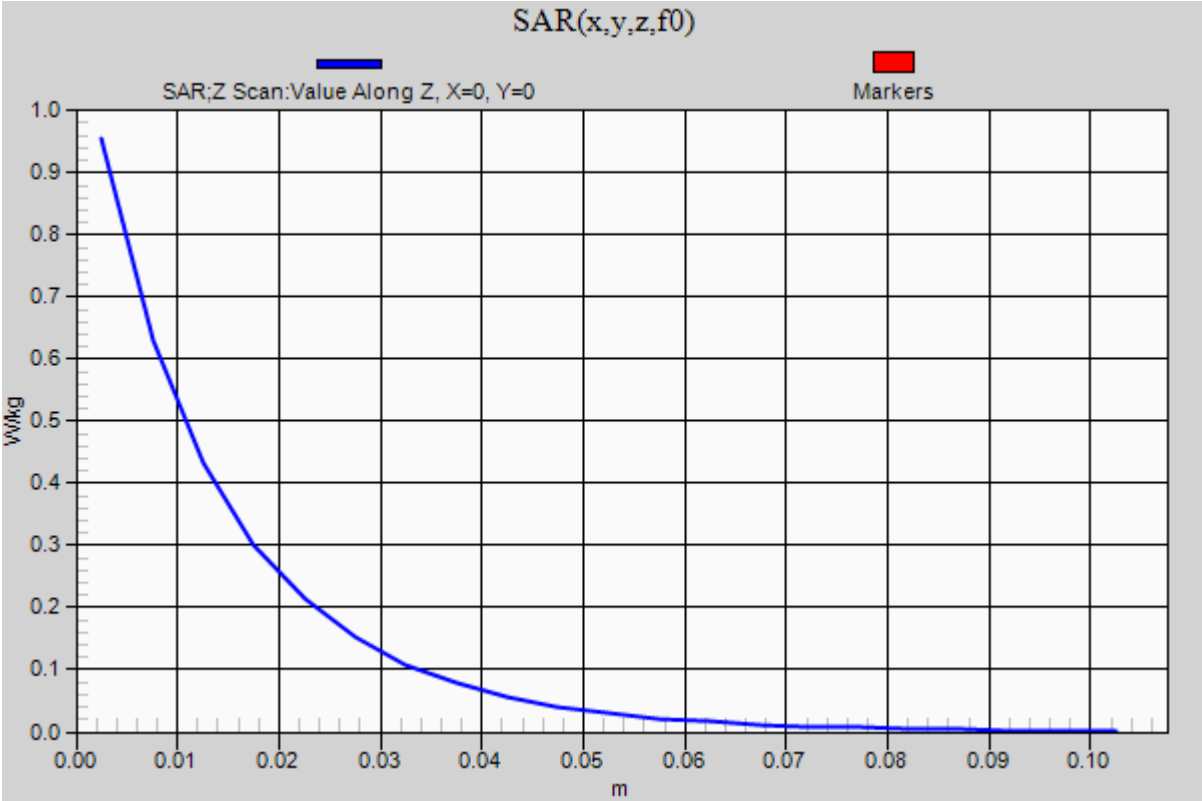

## SystemPerformanceCheck-D1750V2 SN 1077

Frequency: 1750 MHz; Duty Cycle: 1:1; Room Ambient Temperature: 24.0°C; Liquid Temperature: 23.0°C
Medium parameters used: f = 1750 MHz; $\sigma$ = 1.353 S/m; $\varepsilon_r$ = 38.791; $\rho$ = 1000 kg/m$^3$
DASY5 Configuration:
- Area Scan Setting: Find Secondary Maximum Within: 2.0 dB and with a peak SAR value greater than 0.0012W/kg
- Averaged Fast SAR: Polynomial fit
- Electronics: DAE4 Sn1439; Calibrated: 5/14/2014
- Probe: EX3DV4 - SN3991; ConvF(8.83, 8.83, 8.83); Calibrated: 5/16/2014;
- Sensor-Surface: 2.5mm (Mechanical Surface Detection)
- Phantom: TWIN SAM v5.0; Type: QD000P40CD; Serial: TP:1829

### Head/Pin=100 mW/Area Scan (61x61x1): Interpolated grid: dx=1.500 mm, dy=1.500 mm

Reference Value = 57.894 V/m; Power Drift = 0.01 dB
**Fast SAR: SAR(1 g) = 3.51 W/kg; SAR(10 g) = 1.88 W/kg**
Maximum value of SAR (interpolated) = 4.56 W/kg

### Head/Pin=100 mW/Zoom Scan (7x7x7)/Cube 0: Measurement grid: dx=5mm, dy=5mm, dz=5mm

Reference Value = 57.894 V/m; Power Drift = 0.01 dB
Peak SAR (extrapolated) = 6.20 W/kg
**SAR(1 g) = 3.43 W/kg; SAR(10 g) = 1.82 W/kg**
Maximum value of SAR (measured) = 4.60 W/kg

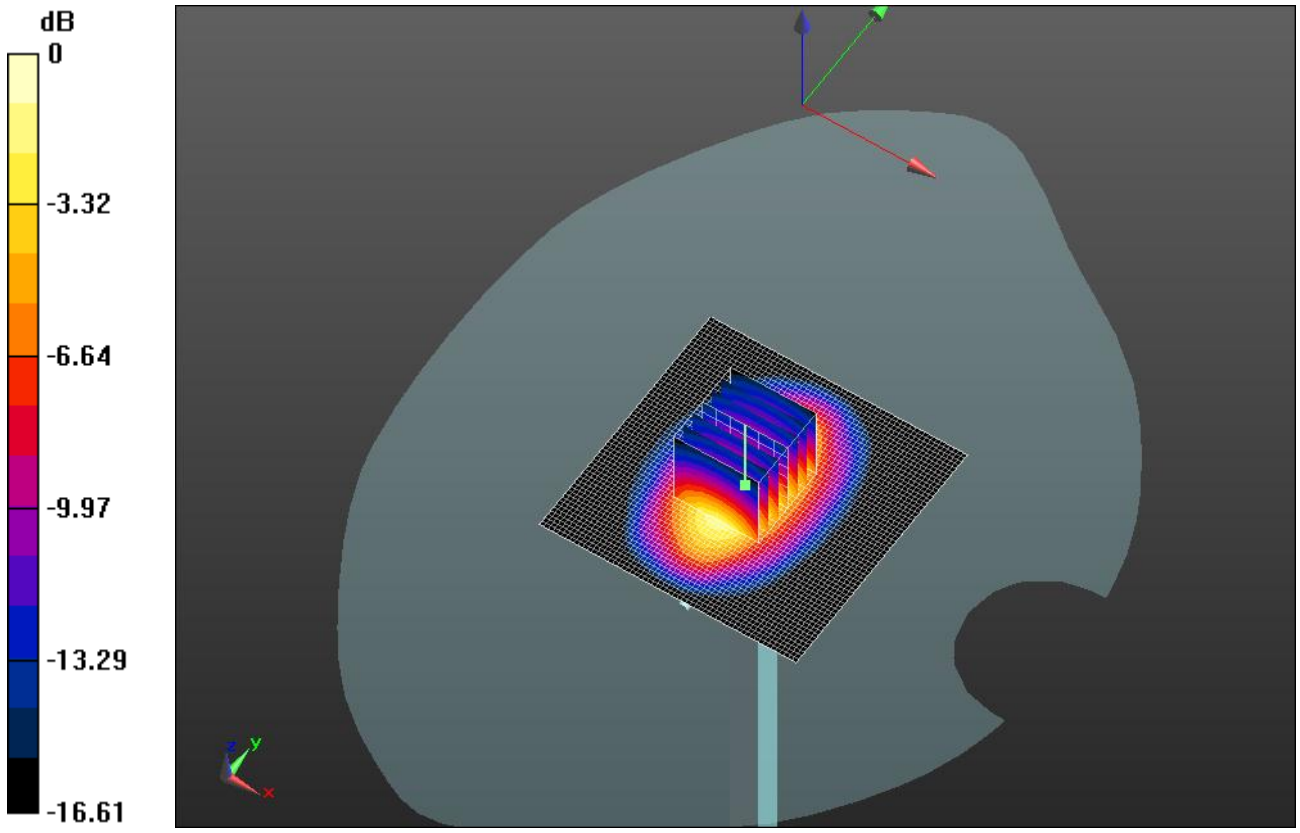


0 dB = 4.60 W/kg = 6.63 dBW/kg

## SystemPerformanceCheck-D1750V2 SN 1077

Frequency: 1750 MHz; Duty Cycle: 1:1

**Head/Pin=100 mW/Z Scan (1x1x21):** Measurement grid: dx=20mm, dy=20mm, dz=5mm
Maximum value of SAR (measured) = 4.43 W/kg

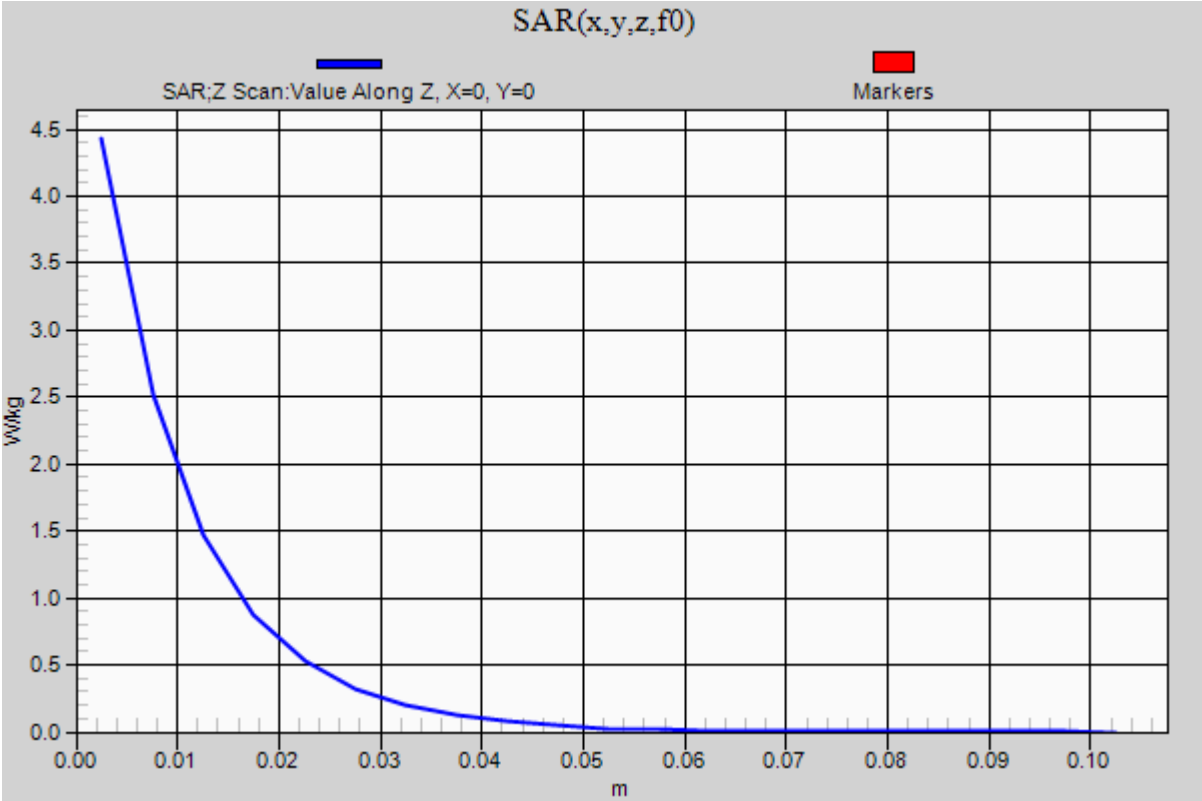

# GSM850

Frequency: 836.6 MHz; Duty Cycle: 1:8.00018; Room Ambient Temperature: 24.0°C; Liquid Temperature: 23.0°C
Medium parameters used (interpolated): f = 836.6 MHz; $\sigma$ = 0.88 S/m; $\varepsilon_r$ = 39.924; $\rho$ = 1000 kg/m$^3$
DASY5 Configuration:
- Area Scan Setting: Find Secondary Maximum Within: 2.0 dB and with a peak SAR value greater than 0.0012W/kg
- Electronics: DAE4 Sn1352; Calibrated: 9/11/2013
- Probe: EX3DV4 - SN3929; ConvF(9.01, 9.01, 9.01); Calibrated: 5/9/2014;
- Sensor-Surface: 2.5mm (Mechanical Surface Detection)
- Phantom: SAM with CRP; Type: QD000P40CD; Serial: 1768

## RHS/Touch_GSM_Voice_ch 190/Area Scan (8x12x1): Measurement grid: dx=15mm, dy=15mm

Info: Interpolated medium parameters used for SAR evaluation.
Maximum value of SAR (measured) = 0.389 W/kg

## RHS/Touch_GSM_Voice_ch 190/Zoom Scan (5x5x7)/Cube 0: Measurement grid: dx=8mm, dy=8mm, dz=5mm

Reference Value = 20.66 V/m; Power Drift = -0.10 dB
Peak SAR (extrapolated) = 0.455 W/kg
**SAR(1 g) = 0.351 W/kg; SAR(10 g) = 0.268 W/kg**
Info: Interpolated medium parameters used for SAR evaluation.
Maximum value of SAR (measured) = 0.393 W/kg

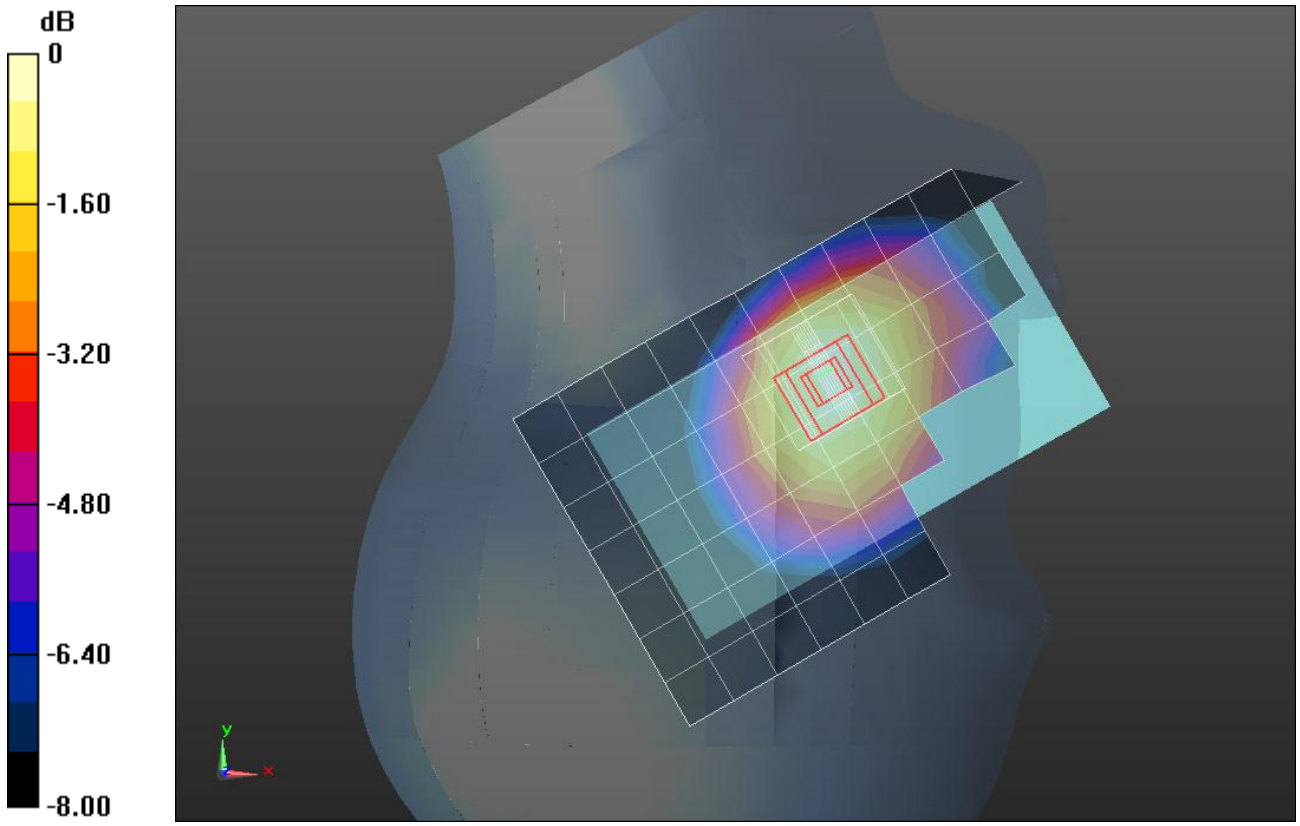


0 dB = 0.393 W/kg = -4.06 dBW/kg

# GSM850

Frequency: 836.6 MHz; Duty Cycle: 1:4.00037; Room Ambient Temperature: 24.0°C; Liquid Temperature: 23.0°C
Medium parameters used (interpolated): f = 836.6 MHz; $\sigma$ = 0.88 S/m; $\varepsilon_r$ = 39.924; $\rho$ = 1000 kg/m$^3$
DASY5 Configuration:
- Area Scan Setting: Find Secondary Maximum Within: 2.0 dB and with a peak SAR value greater than 0.0012W/kg
- Electronics: DAE4 Sn1352; Calibrated: 9/11/2013
- Probe: EX3DV4 - SN3929; ConvF(9.01, 9.01, 9.01); Calibrated: 5/9/2014;
- Sensor-Surface: 2.5mm (Mechanical Surface Detection (Locations From Previous Scan Used)), Sensor-Surface: 2.5mm (Mechanical Surface Detection)
- Phantom: SAM with CRP; Type: QD000P40CD; Serial: 1768

## RHS/Touch_GPRS_2 Slots_ch 190/Area Scan (8x12x1): Measurement grid: dx=15mm, dy=15mm

Info: Interpolated medium parameters used for SAR evaluation.
Maximum value of SAR (measured) = 0.416 W/kg

## RHS/Touch_GPRS_2 Slots_ch 190/Zoom Scan (5x5x7)/Cube 0: Measurement grid: dx=8mm, dy=8mm, dz=5mm

Reference Value = 21.47 V/m; Power Drift = -0.05 dB
Peak SAR (extrapolated) = 0.473 W/kg
**SAR(1 g) = 0.370 W/kg; SAR(10 g) = 0.285 W/kg**
Info: Interpolated medium parameters used for SAR evaluation.
Maximum value of SAR (measured) = 0.411 W/kg

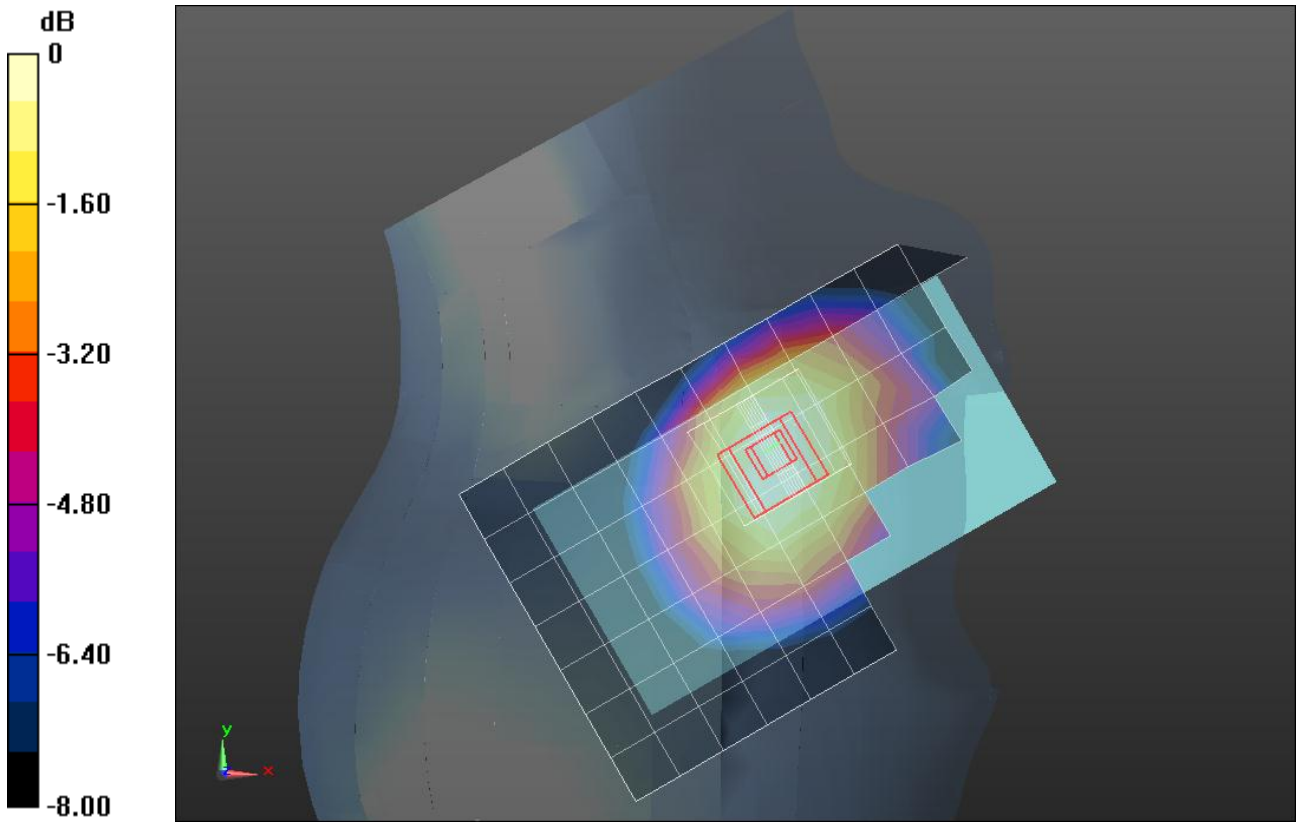


0 dB = 0.411 W/kg = -3.86 dBW/kg

# GSM850

Frequency: 836.6 MHz; Duty Cycle: 1:8.00018; Room Ambient Temperature: 24.0°C; Liquid Temperature: 23.0°C
Medium parameters used (interpolated): f = 836.6 MHz; σ = 0.88 S/m; $\varepsilon_r$ = 39.924; ρ = 1000 kg/m$^3$
DASY5 Configuration:
- Area Scan Setting: Find Secondary Maximum Within: 2.0 dB and with a peak SAR value greater than 0.0012W/kg
- Electronics: DAE4 Sn1352; Calibrated: 9/11/2013
- Probe: EX3DV4 - SN3929; ConvF(9.01, 9.01, 9.01); Calibrated: 5/9/2014;
- Sensor-Surface: 2.5mm (Mechanical Surface Detection)
- Phantom: ELI A (v5.0); Type: QDOVA001BB; Serial: S/n:1212

## Rear/GSM Voice Channel 190/Area Scan (8x13x1): Measurement grid: dx=15mm, dy=15mm

Info: Interpolated medium parameters used for SAR evaluation.
Maximum value of SAR (measured) = 0.463 W/kg

## Rear/GSM Voice Channel 190/Zoom Scan (6x6x7)/Cube 0: Measurement grid: dx=8mm, dy=8mm, dz=5mm

Reference Value = 23.30 V/m; Power Drift = -0.03 dB
Peak SAR (extrapolated) = 0.543 W/kg
**SAR(1 g) = 0.429 W/kg; SAR(10 g) = 0.328 W/kg**
Info: Interpolated medium parameters used for SAR evaluation.
Maximum value of SAR (measured) = 0.483 W/kg

## Rear/GSM Voice Channel 190/Zoom Scan (6x6x7)/Cube 1: Measurement grid: dx=8mm, dy=8mm, dz=5mm

Reference Value = 23.30 V/m; Power Drift = -0.03 dB
Peak SAR (extrapolated) = 0.492 W/kg
**SAR(1 g) = 0.353 W/kg; SAR(10 g) = 0.233 W/kg**
Info: Interpolated medium parameters used for SAR evaluation.
Maximum value of SAR (measured) = 0.432 W/kg

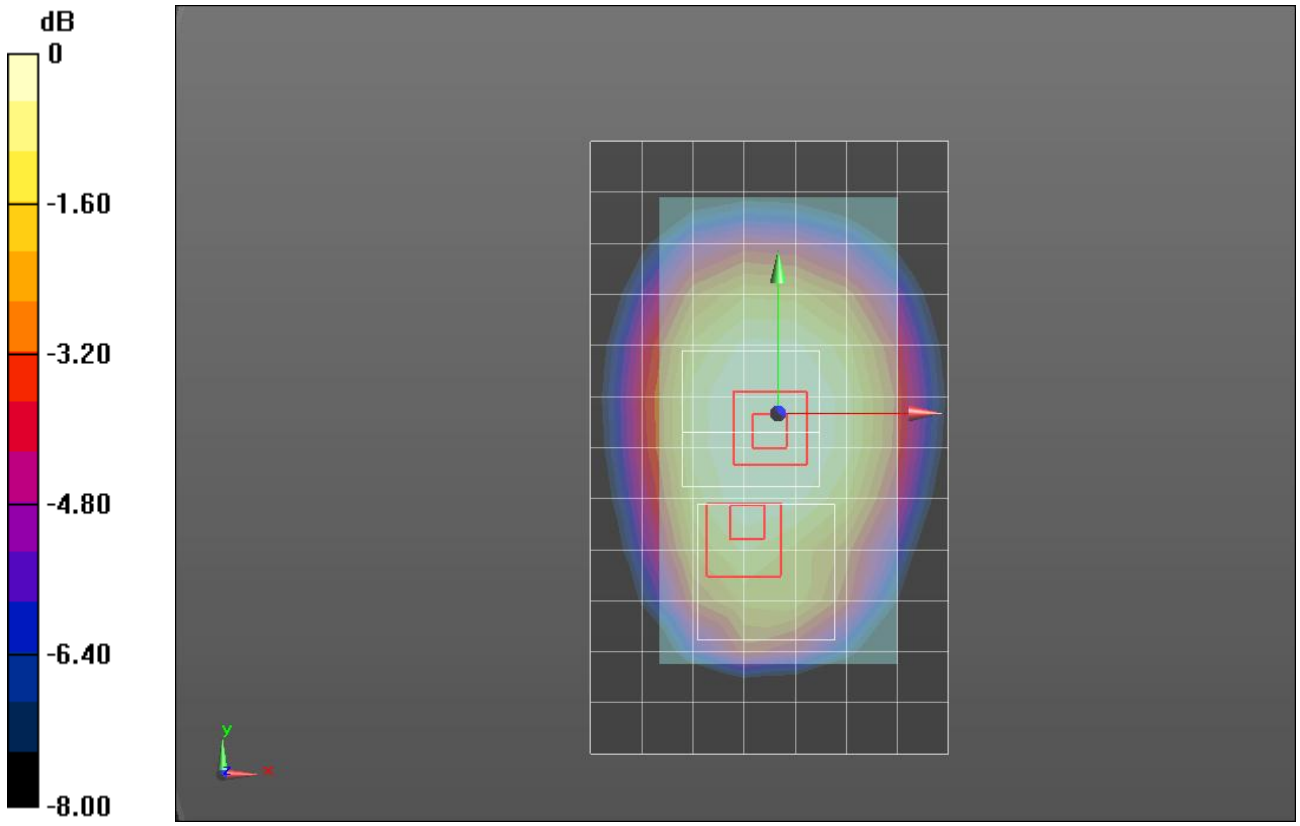


0 dB = 0.432 W/kg = -3.65 dBW/kg

# GSM850

Frequency: 836.6 MHz; Duty Cycle: 1:4.00037; Room Ambient Temperature: 24.0°C; Liquid Temperature: 23.0°C
Medium parameters used (interpolated): f = 836.6 MHz; σ = 0.88 S/m; $\varepsilon_r$ = 39.924; ρ = 1000 kg/m$^3$
DASY5 Configuration:
- Area Scan Setting: Find Secondary Maximum Within: 2.0 dB and with a peak SAR value greater than 0.0012W/kg
- Electronics: DAE4 Sn1352; Calibrated: 9/11/2013
- Probe: EX3DV4 - SN3929; ConvF(9.01, 9.01, 9.01); Calibrated: 5/9/2014;
- Sensor-Surface: 2.5mm (Mechanical Surface Detection)
- Phantom: ELI A (v5.0); Type: QDOVA001BB; Serial: S/n:1212

## Rear/GPRS 2 slot Channel 190/Area Scan (8x13x1): Measurement grid: dx=15mm, dy=15mm

Info: Interpolated medium parameters used for SAR evaluation.
Maximum value of SAR (measured) = 0.547 W/kg

## Rear/GPRS 2 slot Channel 190/Zoom Scan (5x5x7)/Cube 0: Measurement grid: dx=8mm, dy=8mm, dz=5mm

Reference Value = 25.84 V/m; Power Drift = 0.04 dB
Peak SAR (extrapolated) = 0.662 W/kg
**SAR(1 g) = 0.526 W/kg**
Info: Interpolated medium parameters used for SAR evaluation.
Maximum value of SAR (measured) = 0.591 W/kg

## Rear/GPRS 2 slot Channel 190/Zoom Scan (5x5x7)/Cube 1: Measurement grid: dx=8mm, dy=8mm, dz=5mm

Reference Value = 25.84 V/m; Power Drift = 0.04 dB
Peak SAR (extrapolated) = 0.536 W/kg
**SAR(1 g) = 0.307 W/kg**
Info: Interpolated medium parameters used for SAR evaluation.
Maximum value of SAR (measured) = 0.397 W/kg

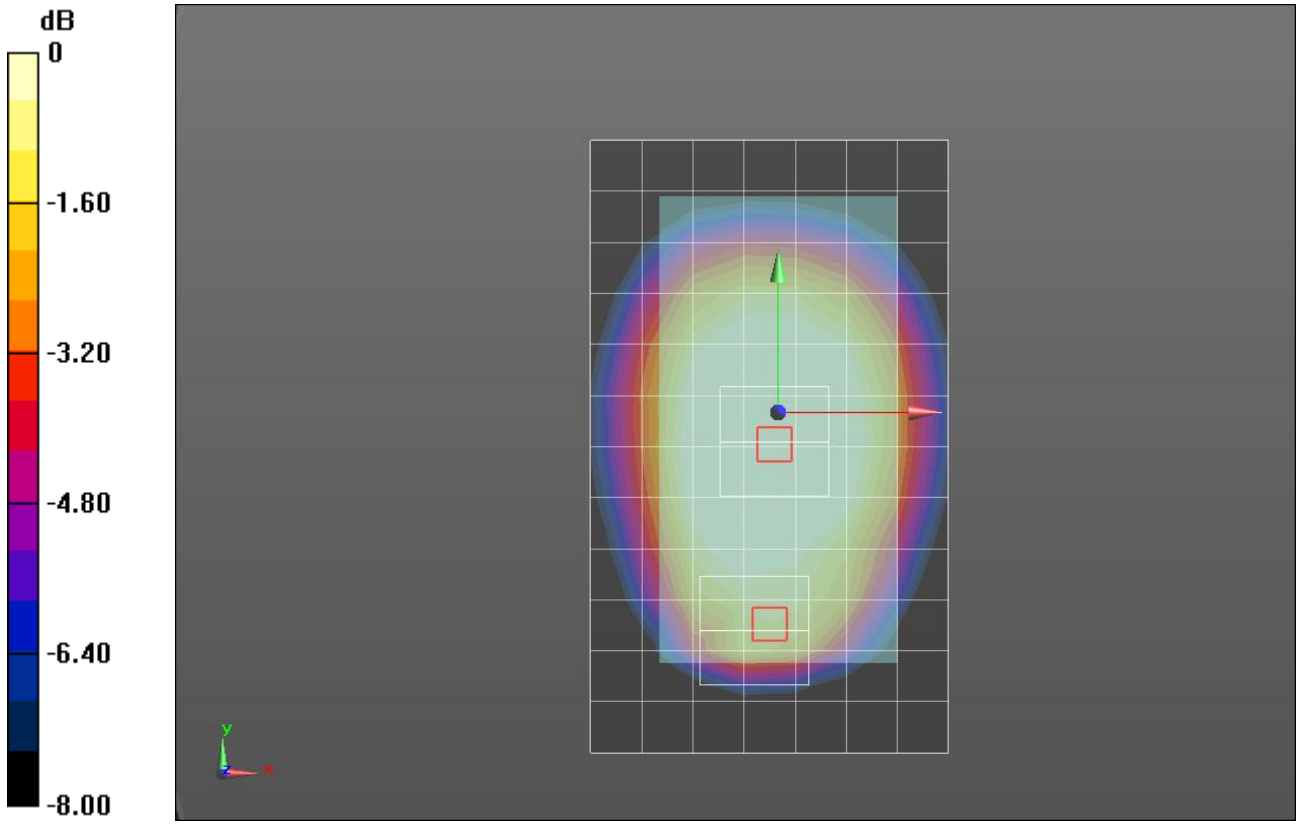


0 dB = 0.397 W/kg = -4.01 dBW/kg

# GSM1900

Frequency: 1880 MHz; Duty Cycle: 1:8.00018; Room Ambient Temperature: 24.0°C; Liquid Temperature: 23.0°C
Medium parameters used: f = 1880 MHz; $\sigma$ = 1.373 S/m; $\varepsilon_r$ = 39.953; $\rho$ = 1000 kg/m$^3$
DASY5 Configuration:
- Area Scan Setting: Find Secondary Maximum Within: 2.0 dB and with a peak SAR value greater than 0.0012W/kg
- Electronics: DAE4 Sn1352; Calibrated: 9/11/2013
- Probe: EX3DV4 - SN3929; ConvF(7.23, 7.23, 7.23); Calibrated: 5/9/2014;
- Sensor-Surface: 2.5mm (Mechanical Surface Detection)
- Phantom: SAM with CRP; Type: QD000P40CD; Serial: 1768

## LHS/Touch GSM Voice Channel 661/Area Scan (7x13x1): Measurement grid: dx=15mm, dy=15mm

Maximum value of SAR (measured) = 0.287 W/kg

## LHS/Touch GSM Voice Channel 661/Zoom Scan (5x5x7)/Cube 0: Measurement grid: dx=8mm, dy=8mm, dz=5mm

Reference Value = 14.25 V/m; Power Drift = -0.01 dB
Peak SAR (extrapolated) = 0.408 W/kg
**SAR(1 g) = 0.277 W/kg; SAR(10 g) = 0.182 W/kg**
Maximum value of SAR (measured) = 0.337 W/kg

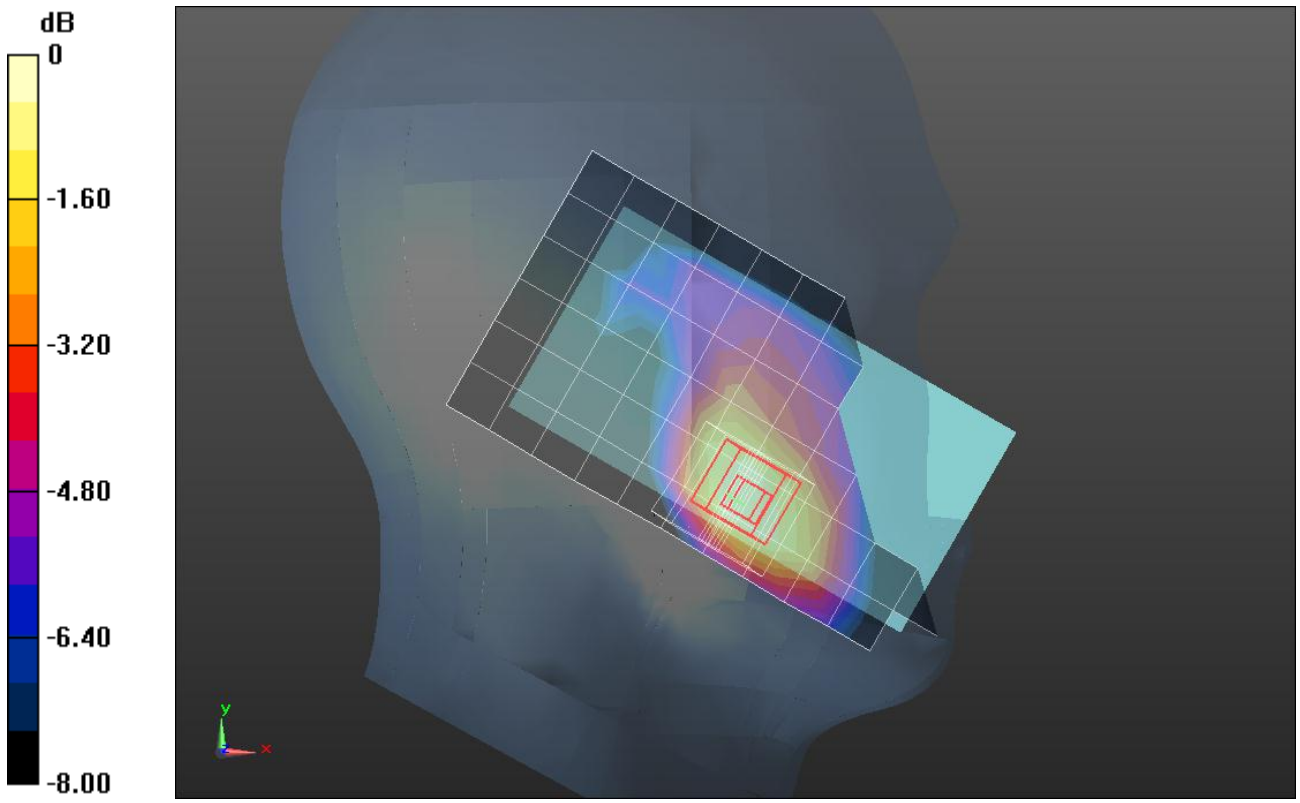


0 dB = 0.337 W/kg = -4.72 dBW/kg

## GSM1900

Frequency: 1880 MHz; Duty Cycle: 1:4.00037; Room Ambient Temperature: 24.0°C; Liquid Temperature: 23.0°C
Medium parameters used: f = 1880 MHz; $\sigma$ = 1.373 S/m; $\varepsilon_r$ = 39.953; $\rho$ = 1000 kg/m$^3$
DASY5 Configuration:
- Area Scan Setting: Find Secondary Maximum Within: 2.0 dB and with a peak SAR value greater than 0.0012W/kg
- Electronics: DAE4 Sn1352; Calibrated: 9/11/2013
- Probe: EX3DV4 - SN3929; ConvF(7.23, 7.23, 7.23); Calibrated: 5/9/2014;
- Sensor-Surface: 2.5mm (Mechanical Surface Detection (Locations From Previous Scan Used)), Sensor-Surface: 2.5mm (Mechanical Surface Detection)
- Phantom: SAM with CRP; Type: QD000P40CD; Serial: 1768

**LHS/Touch GPRS 2 slot Channel 661/Area Scan (7x13x1):** Measurement grid: dx=15mm, dy=15mm
Maximum value of SAR (measured) = 0.345 W/kg

**LHS/Touch GPRS 2 slot Channel 661/Zoom Scan (5x5x7)/Cube 0:** Measurement grid: dx=8mm, dy=8mm, dz=5mm
Reference Value = 16.32 V/m; Power Drift = -0.09 dB
Peak SAR (extrapolated) = 0.474 W/kg
**SAR(1 g) = 0.326 W/kg; SAR(10 g) = 0.212 W/kg**
Maximum value of SAR (measured) = 0.394 W/kg

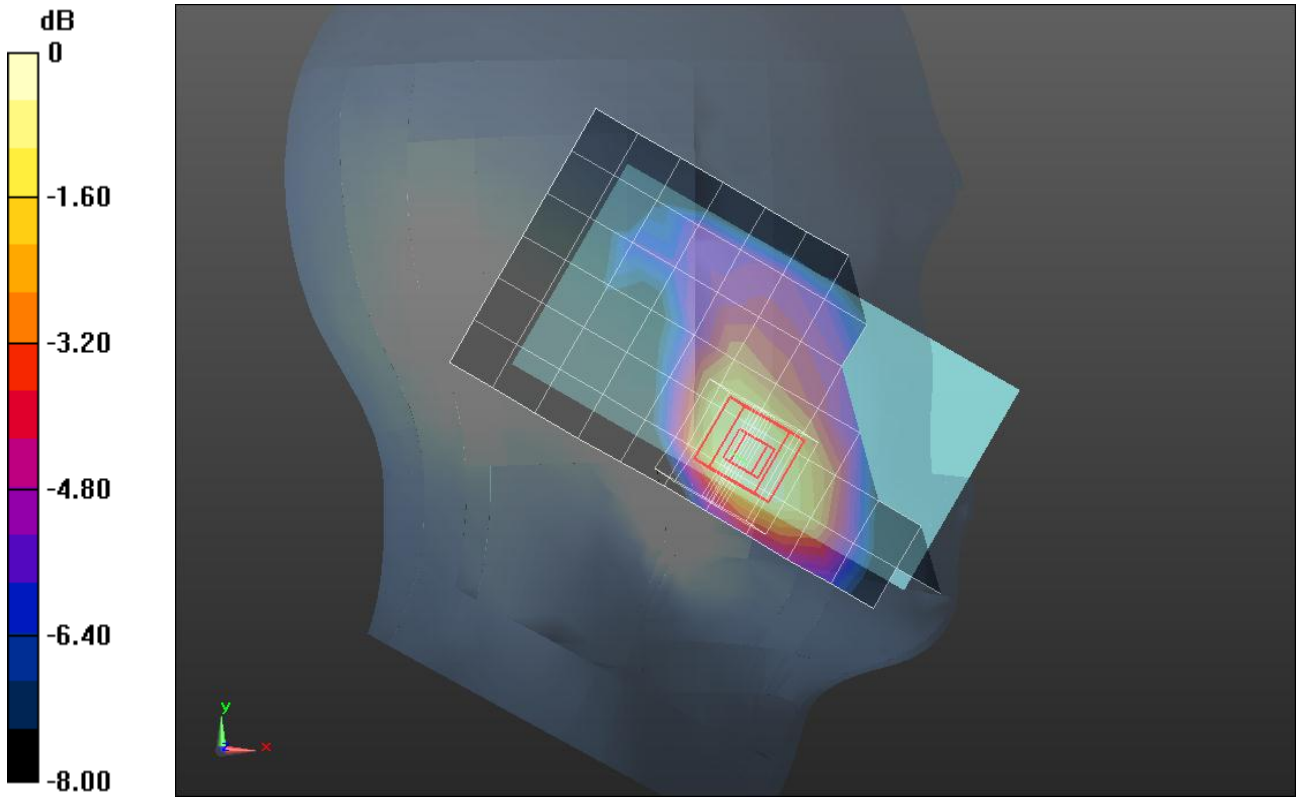


0 dB = 0.394 W/kg = -4.05 dBW/kg

# GSM1900

Frequency: 1880 MHz; Duty Cycle: 1:8.00018; Room Ambient Temperature: 24.0°C; Liquid Temperature: 23.0°C
Medium parameters used: f = 1880 MHz; σ = 1.491 S/m; $\varepsilon_r$ = 52.806; ρ = 1000 kg/m$^3$
DASY5 Configuration:
- Area Scan Setting: Find Secondary Maximum Within: 2.0 dB and with a peak SAR value greater than 0.0012W/kg
- Electronics: DAE4 Sn1352; Calibrated: 9/11/2013
- Probe: EX3DV4 - SN3929; ConvF(7.25, 7.25, 7.25); Calibrated: 5/9/2014;
- Sensor-Surface: 2.5mm (Mechanical Surface Detection)
- Phantom: ELI A (v5.0); Type: QDOVA001BB; Serial: S/n:1212

## Front/GSM Voice Channel 661/Area Scan (8x13x1): Measurement grid: dx=15mm, dy=15mm

Maximum value of SAR (measured) = 0.300 W/kg

## Front/GSM Voice Channel 661/Zoom Scan (5x5x7)/Cube 0: Measurement grid: dx=8mm, dy=8mm, dz=5mm

Reference Value = 14.39 V/m; Power Drift = -0.04 dB
Peak SAR (extrapolated) = 0.403 W/kg
**SAR(1 g) = 0.275 W/kg; SAR(10 g) = 0.183 W/kg**
Maximum value of SAR (measured) = 0.332 W/kg




0 dB = 0.332 W/kg = -4.79 dBW/kg

## GSM1900

Frequency: 1880 MHz; Duty Cycle: 1:4.00037; Room Ambient Temperature: 24.0°C; Liquid Temperature: 23.0°C
Medium parameters used: f = 1880 MHz; σ = 1.491 S/m; $\varepsilon_r$ = 52.806; ρ = 1000 kg/m$^3$
DASY5 Configuration:
- Area Scan Setting: Find Secondary Maximum Within: 2.0 dB and with a peak SAR value greater than 0.0012W/kg
- Electronics: DAE4 Sn1352; Calibrated: 9/11/2013
- Probe: EX3DV4 - SN3929; ConvF(7.25, 7.25, 7.25); Calibrated: 5/9/2014;
- Sensor-Surface: 2.5mm (Mechanical Surface Detection)
- Phantom: ELI A (v5.0); Type: QDOVA001BB; Serial: S/n:1212

**Edge 4/GPRS 2 slot Channel 661/Area Scan (6x13x1):** Measurement grid: dx=15mm, dy=15mm
Maximum value of SAR (measured) = 0.404 W/kg

**Edge 4/GPRS 2 slot Channel 661/Zoom Scan (5x5x7)/Cube 0:** Measurement grid: dx=8mm, dy=8mm, dz=5mm
Reference Value = 16.60 V/m; Power Drift = -0.04 dB
Peak SAR (extrapolated) = 0.554 W/kg
**SAR(1 g) = 0.342 W/kg; SAR(10 g) = 0.198 W/kg**
Maximum value of SAR (measured) = 0.432 W/kg

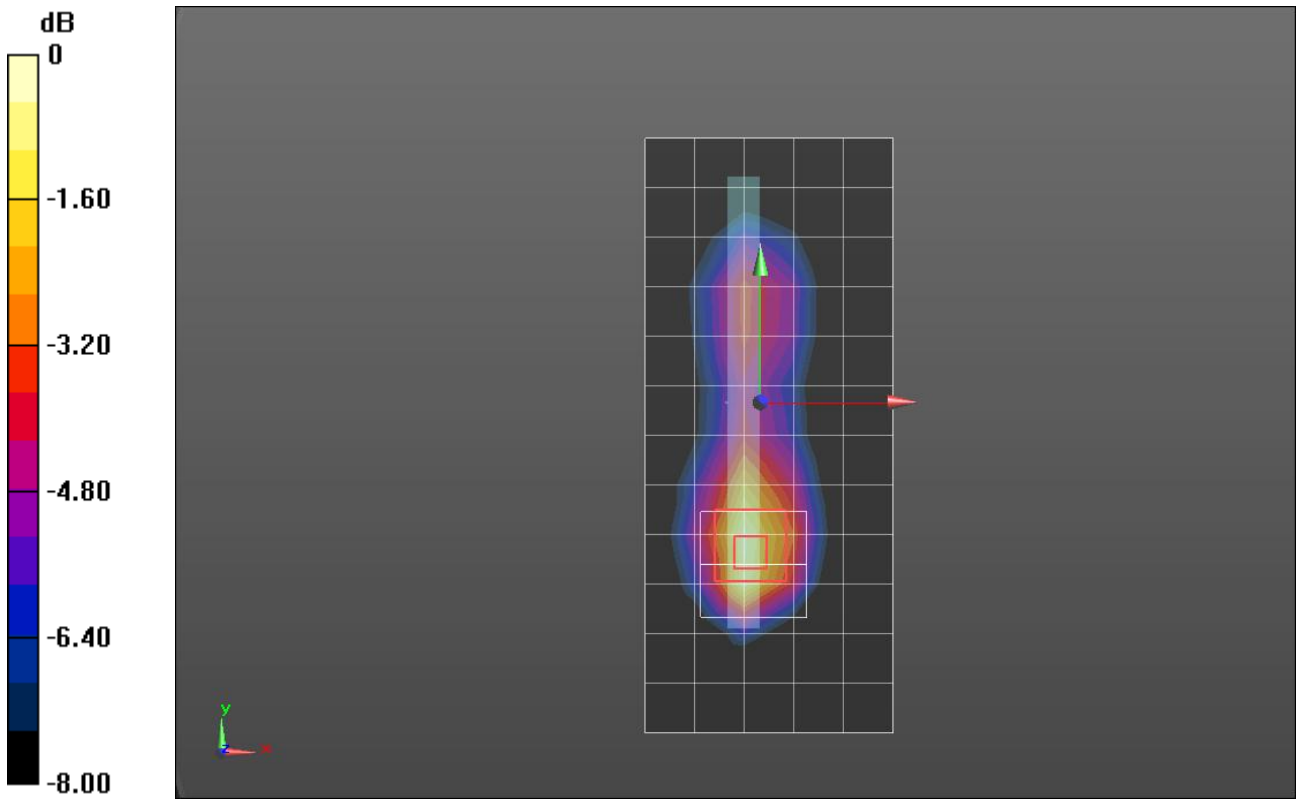


0 dB = 0.432 W/kg = -3.65 dBW/kg

## WCDMA Band V

Frequency: 1880 MHz; Duty Cycle: 1:1; Room Ambient Temperature: 24.0°C; Liquid Temperature: 23.0°C
Medium parameters used: f = 1880 MHz; $\sigma$ = 1.373 S/m; $\varepsilon_r$ = 39.953; $\rho$ = 1000 kg/m$^3$
DASY5 Configuration:
- Area Scan Setting: Find Secondary Maximum Within: 2.0 dB and with a peak SAR value greater than 0.0012W/kg
- Electronics: DAE4 Sn1352; Calibrated: 9/11/2013
- Probe: EX3DV4 - SN3929; ConvF(7.23, 7.23, 7.23); Calibrated: 5/9/2014;
- Sensor-Surface: 2.5mm (Mechanical Surface Detection)
- Phantom: SAM with CRP; Type: QD000P40CD; Serial: 1768

**RHS/Touch_RMC Rel .99_ch 4183/Area Scan (8x13x1):** Measurement grid: dx=15mm, dy=15mm
Maximum value of SAR (measured) = 0.781 W/kg

**RHS/Touch_RMC Rel .99_ch 4183/Zoom Scan (5x5x7)/Cube 0:** Measurement grid: dx=8mm, dy=8mm, dz=5mm
Reference Value = 24.27 V/m; Power Drift = 0.03 dB
Peak SAR (extrapolated) = 0.899 W/kg
**SAR(1 g) = 0.734 W/kg; SAR(10 g) = 0.567 W/kg**
Maximum value of SAR (measured) = 0.808 W/kg

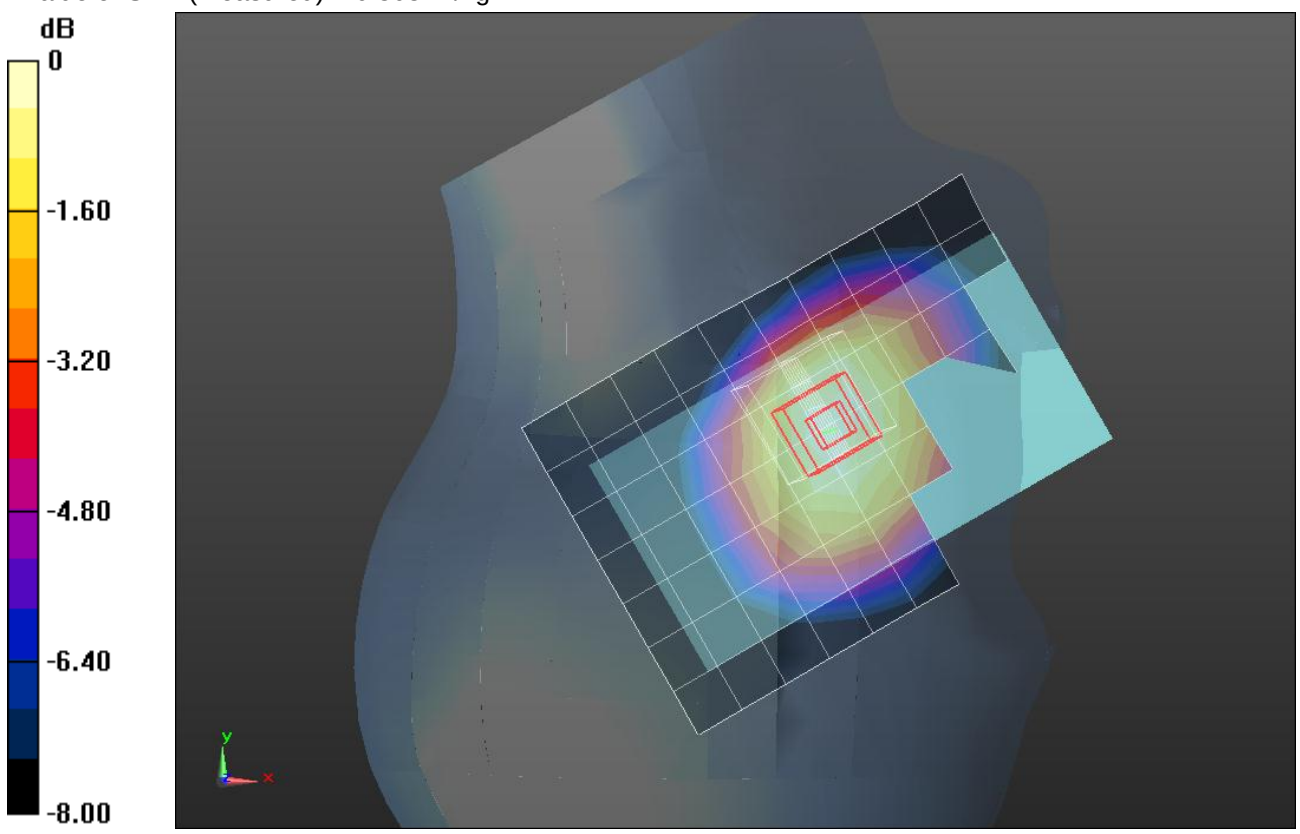


0 dB = 0.808 W/kg = -0.93 dBW/kg

## WCDMA Band V

Frequency: 836.6 MHz; Duty Cycle: 1:1; Room Ambient Temperature: 24.0°C; Liquid Temperature: 23.0°C
Medium parameters used (interpolated): f = 836.6 MHz; σ = 1.01 S/m; $\varepsilon_r$ = 53.75; ρ = 1000 kg/m$^3$
DASY5 Configuration:
- Area Scan Setting: Find Secondary Maximum Within: 2.0 dB and with a peak SAR value greater than 0.0012W/kg
- Electronics: DAE4 Sn1352; Calibrated: 9/11/2013
- Probe: EX3DV4 - SN3929; ConvF(9.21, 9.21, 9.21); Calibrated: 5/9/2014;
- Sensor-Surface: 2.5mm (Mechanical Surface Detection)
- Phantom: ELI A (v5.0); Type: QDOVA001BB; Serial: S/n:1212

### Rear/RMC Rel .99_ch 4183 2/Area Scan (8x13x1): Measurement grid: dx=15mm, dy=15mm

Info: Interpolated medium parameters used for SAR evaluation.
Maximum value of SAR (measured) = 0.674 W/kg

### Rear/RMC Rel .99_ch 4183 2/Zoom Scan (5x5x7)/Cube 0: Measurement grid: dx=8mm, dy=8mm, dz=5mm

Reference Value = 25.98 V/m; Power Drift = 0.07 dB
Peak SAR (extrapolated) = 0.759 W/kg
**SAR(1 g) = 0.595 W/kg; SAR(10 g) = 0.453 W/kg**
Info: Interpolated medium parameters used for SAR evaluation.
Maximum value of SAR (measured) = 0.672 W/kg

### Rear/RMC Rel .99_ch 4183 2/Zoom Scan (5x5x7)/Cube 1: Measurement grid: dx=8mm, dy=8mm, dz=5mm

Reference Value = 25.98 V/m; Power Drift = 0.07 dB
Peak SAR (extrapolated) = 0.653 W/kg
**SAR(1 g) = 0.366 W/kg; SAR(10 g) = 0.238 W/kg**
Info: Interpolated medium parameters used for SAR evaluation.
Maximum value of SAR (measured) = 0.478 W/kg

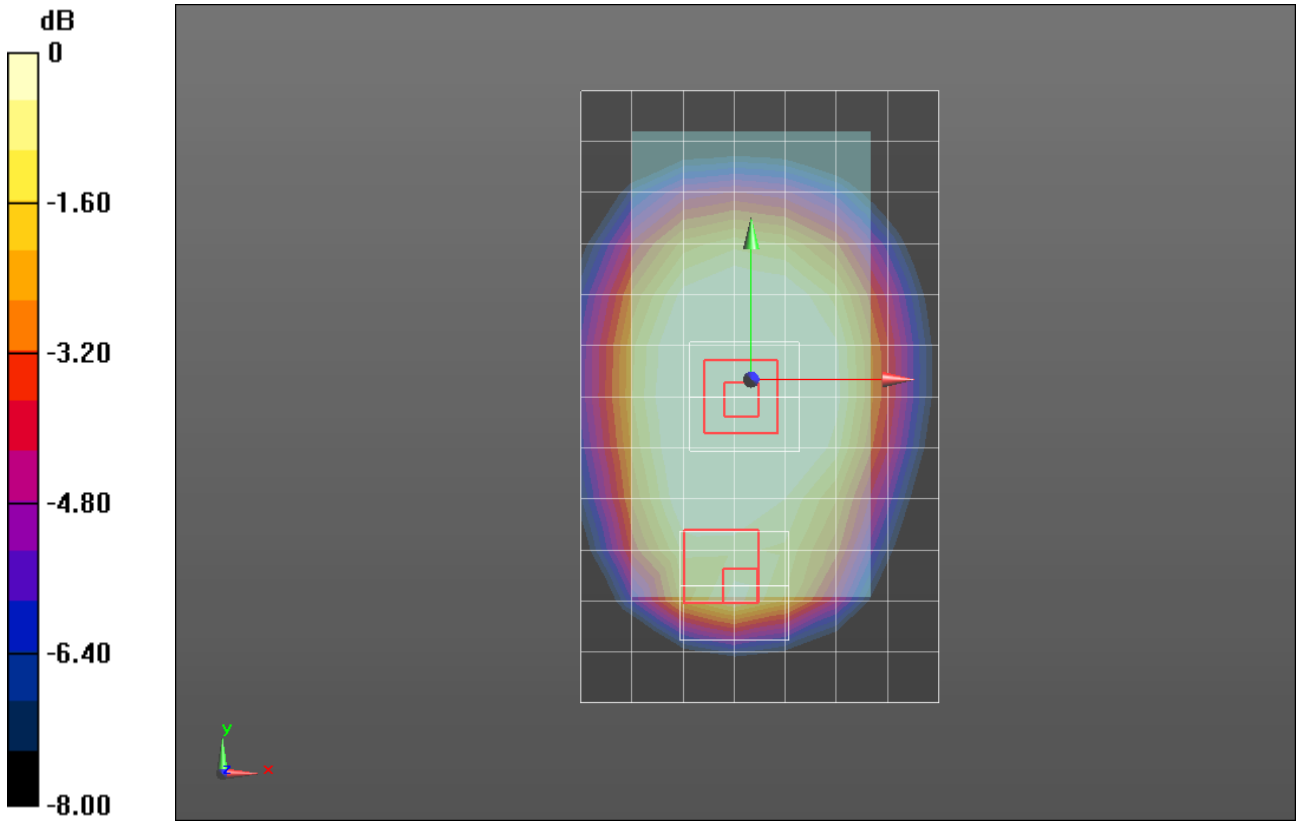


0 dB = 0.478 W/kg = -3.21 dBW/kg

## WCDMA Band II

Frequency: 1880 MHz; Duty Cycle: 1:1; Room Ambient Temperature: 24.0°C; Liquid Temperature: 23.0°C
Medium parameters used: f = 1880 MHz; $\sigma$ = 1.373 S/m; $\varepsilon_r$ = 39.953; $\rho$ = 1000 kg/m$^3$
DASY5 Configuration:
- Area Scan Setting: Find Secondary Maximum Within: 2.0 dB and with a peak SAR value greater than 0.0012W/kg
- Electronics: DAE4 Sn1352; Calibrated: 9/11/2013
- Probe: EX3DV4 - SN3929; ConvF(7.23, 7.23, 7.23); Calibrated: 5/9/2014;
- Sensor-Surface: 2.5mm (Mechanical Surface Detection)
- Phantom: SAM with CRP; Type: QD000P40CD; Serial: 1768

**LHS/Touch_RMC Rel .99_ch 9400/Area Scan (8x13x1):** Measurement grid: dx=15mm, dy=15mm
Maximum value of SAR (measured) = 0.517 W/kg

**LHS/Touch_RMC Rel .99_ch 9400/Zoom Scan (5x5x7)/Cube 0:** Measurement grid: dx=8mm, dy=8mm, dz=5mm
Reference Value = 19.50 V/m; Power Drift = 0.04 dB
Peak SAR (extrapolated) = 0.706 W/kg
**SAR(1 g) = 0.476 W/kg; SAR(10 g) = 0.303 W/kg**
Maximum value of SAR (measured) = 0.573 W/kg




0 dB = 0.573 W/kg = -2.42 dBW/kg

## WCDMA Band II

Frequency: 1880 MHz; Duty Cycle: 1:1; Room Ambient Temperature: 24.0°C; Liquid Temperature: 23.0°C
Medium parameters used: f = 1880 MHz; $\sigma$ = 1.491 S/m; $\varepsilon_r$ = 52.806; $\rho$ = 1000 kg/m$^3$
DASY5 Configuration:
- Area Scan Setting: Find Secondary Maximum Within: 2.0 dB and with a peak SAR value greater than 0.0012W/kg
- Electronics: DAE4 Sn1352; Calibrated: 9/11/2013
- Probe: EX3DV4 - SN3929; ConvF(7.25, 7.25, 7.25); Calibrated: 5/9/2014;
- Sensor-Surface: 2.5mm (Mechanical Surface Detection)
- Phantom: ELI A (v5.0); Type: QDOVA001BB; Serial: S/n:1212

**Front/RMC Rel .99_ch 9400/Area Scan (9x13x1):** Measurement grid: dx=15mm, dy=15mm
Maximum value of SAR (measured) = 0.483 W/kg

**Front/RMC Rel .99_ch 9400/Zoom Scan (5x5x7)/Cube 0:** Measurement grid: dx=8mm, dy=8mm, dz=5mm
Reference Value = 18.26 V/m; Power Drift = -0.05 dB
Peak SAR (extrapolated) = 0.613 W/kg
**SAR(1 g) = 0.414 W/kg; SAR(10 g) = 0.268 W/kg**
Maximum value of SAR (measured) = 0.500 W/kg

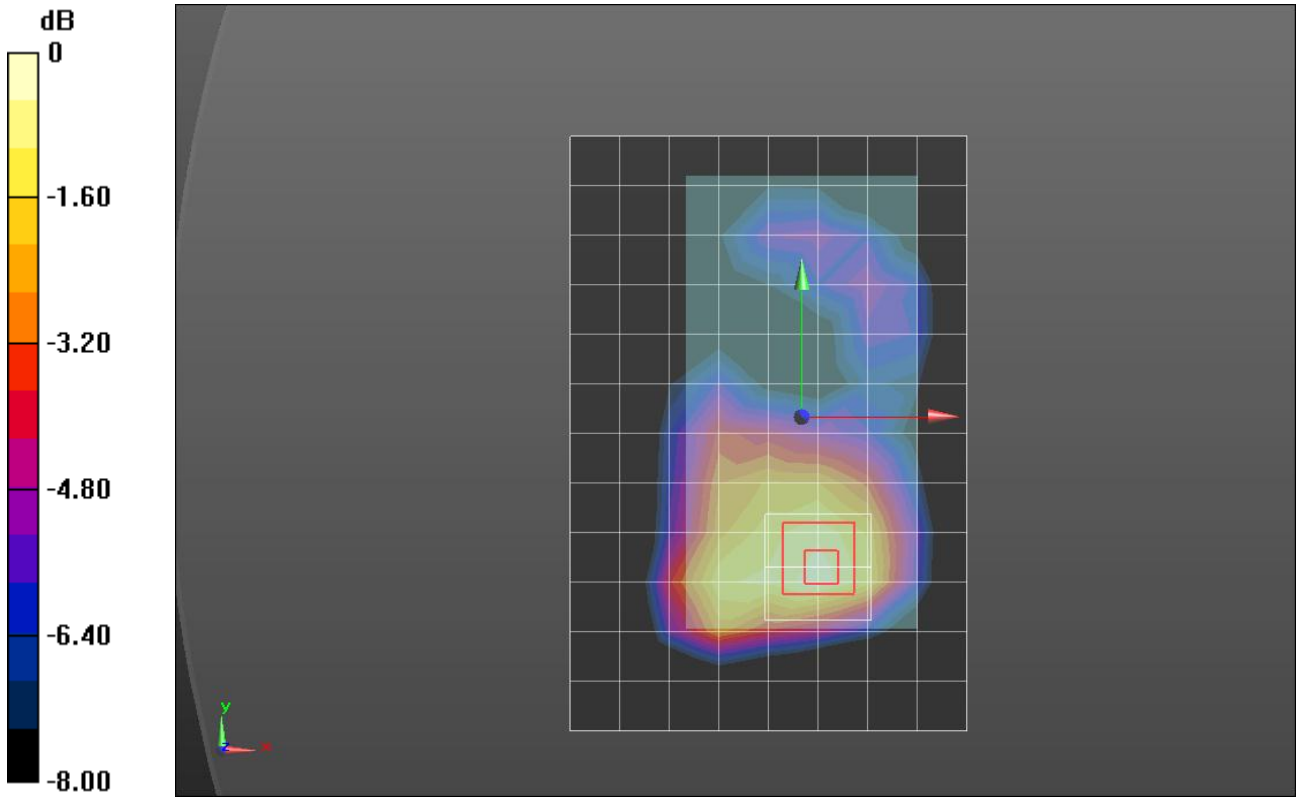


0 dB = 0.500 W/kg = -3.01 dBW/kg

## LTE Band 2

Frequency: 1880 MHz; Duty Cycle: 1:1; Room Ambient Temperature: 24.0°C; Liquid Temperature: 23.0°C
Medium parameters used: f = 1880 MHz; $\sigma$ = 1.385 S/m; $\varepsilon_r$ = 38.399; $\rho$ = 1000 kg/m$^3$
DASY5 Configuration:
- Area Scan Setting: Find Secondary Maximum Within: 2.0 dB and with a peak SAR value greater than 0.0012W/kg
- Electronics: DAE4 Sn1352; Calibrated: 9/11/2013
- Probe: EX3DV4 - SN3929; ConvF(7.23, 7.23, 7.23); Calibrated: 5/9/2014;
- Sensor-Surface: 2.5mm (Mechanical Surface Detection)
- Phantom: SAM with CRP; Type: QD000P40CD; Serial: S/n:1772

**LHS/Touch_QPSK_1/49 RB_Ch.18900/Area Scan (8x13x1):** Measurement grid: dx=15mm, dy=15mm
Maximum value of SAR (measured) = 0.795 W/kg

**LHS/Touch_QPSK_1/49 RB_Ch.18900/Zoom Scan (5x5x7)/Cube 0:** Measurement grid: dx=8mm, dy=8mm, dz=5mm
Reference Value = 23.70 V/m; Power Drift = 0.07 dB
Peak SAR (extrapolated) = 1.06 W/kg
**SAR(1 g) = 0.709 W/kg; SAR(10 g) = 0.451 W/kg**
Maximum value of SAR (measured) = 0.864 W/kg

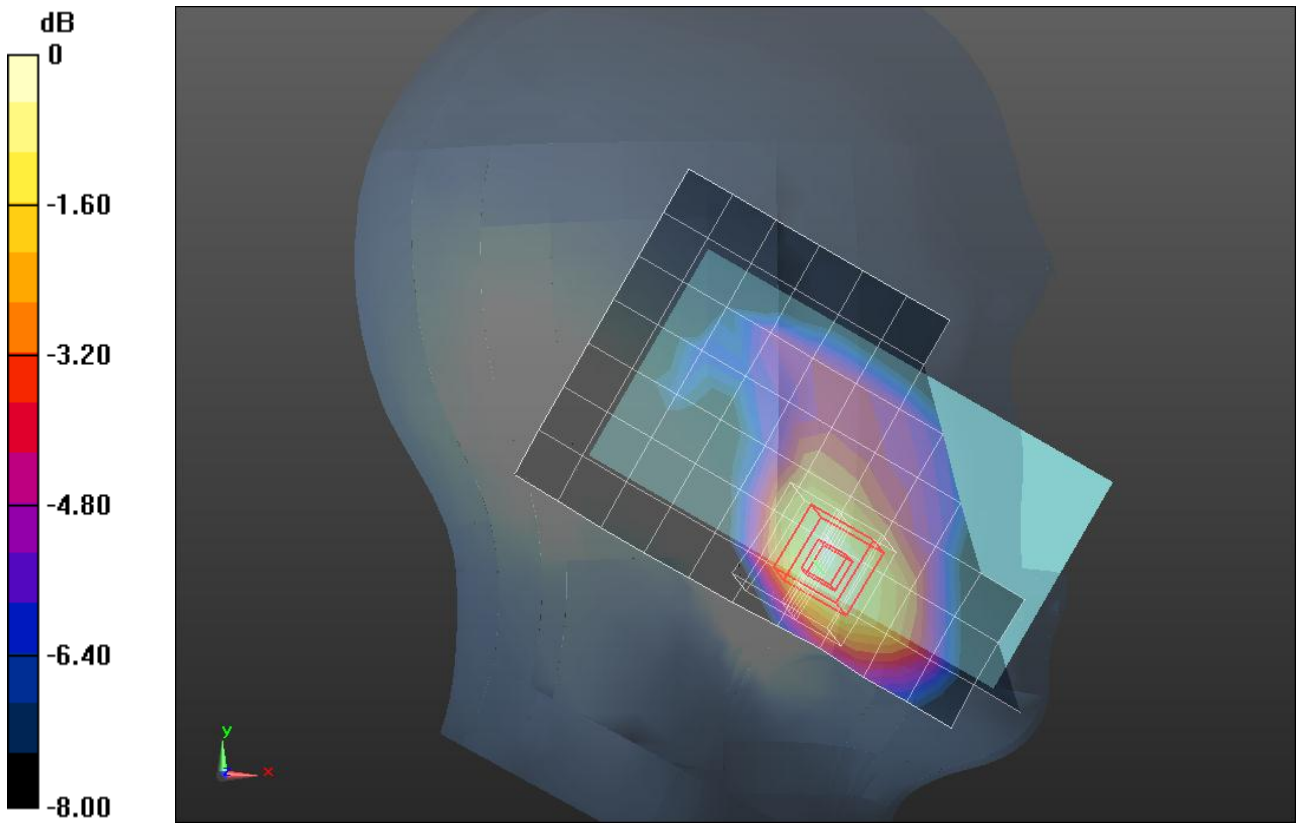


0 dB = 0.864 W/kg = -0.63 dBW/kg

## LTE Band 2

Frequency: 1880 MHz; Duty Cycle: 1:1; Room Ambient Temperature: 24.0°C; Liquid Temperature: 23.0°C
Medium parameters used: f = 1880 MHz; σ = 1.536 S/m; $\varepsilon_r$ = 52.138; ρ = 1000 kg/m$^3$
DASY5 Configuration:
- Area Scan Setting: Find Secondary Maximum Within: 2.0 dB and with a peak SAR value greater than 0.0012W/kg
- Electronics: DAE4 Sn1352; Calibrated: 9/11/2013
- Probe: EX3DV4 - SN3929; ConvF(7.25, 7.25, 7.25); Calibrated: 5/9/2014;
- Sensor-Surface: 2.5mm (Mechanical Surface Detection)
- Phantom: ELI A (v5.0); Type: QDOVA001BB; Serial: S/n:1212

**Rear/QPSK_1/49 RB_Ch. 18900/Area Scan (8x12x1):** Measurement grid: dx=15mm, dy=15mm
Maximum value of SAR (measured) = 0.894 W/kg

**Rear/QPSK_1/49 RB_Ch. 18900/Zoom Scan (5x5x7)/Cube 0:** Measurement grid: dx=8mm, dy=8mm, dz=5mm
Reference Value = 24.62 V/m; Power Drift = 0.07 dB
Peak SAR (extrapolated) = 1.14 W/kg
**SAR(1 g) = 0.791 W/kg; SAR(10 g) = 0.525 W/kg**
Maximum value of SAR (measured) = 0.934 W/kg




0 dB = 0.934 W/kg = -0.30 dBW/kg

## LTE Band 4

Frequency: 1732.5 MHz; Duty Cycle: 1:1; Room Ambient Temperature: 24.0°C; Liquid Temperature: 23.0°C
Medium parameters used (interpolated): f = 1732.5 MHz; σ = 1.336 S/m; $\varepsilon_r$ = 38.85; ρ = 1000 kg/m$^3$
DASY5 Configuration:
- Area Scan Setting: Find Secondary Maximum Within: 2.0 dB and with a peak SAR value greater than 0.0012W/kg
- Electronics: DAE4 Sn1439; Calibrated: 5/14/2014
- Probe: EX3DV4 - SN3991; ConvF(8.83, 8.83, 8.83); Calibrated: 5/16/2014;
- Sensor-Surface: 2.5mm (Mechanical Surface Detection)
- Phantom: TWIN SAM v5.0; Type: QD000P40CD; Serial: TP:1829

### LHS/Touch_QPSK_1/0 RB_Ch 20175/Area Scan (8x13x1): Measurement grid: dx=15mm, dy=15mm

Info: Interpolated medium parameters used for SAR evaluation.
Maximum value of SAR (measured) = 0.538 W/kg

### LHS/Touch_QPSK_1/0 RB_Ch 20175/Zoom Scan (5x5x7)/Cube 0: Measurement grid: dx=8mm, dy=8mm, dz=5mm

Reference Value = 20.72 V/m; Power Drift = 0.06 dB
Peak SAR (extrapolated) = 0.706 W/kg
**SAR(1 g) = 0.481 W/kg; SAR(10 g) = 0.310 W/kg**
Info: Interpolated medium parameters used for SAR evaluation.
Maximum value of SAR (measured) = 0.581 W/kg

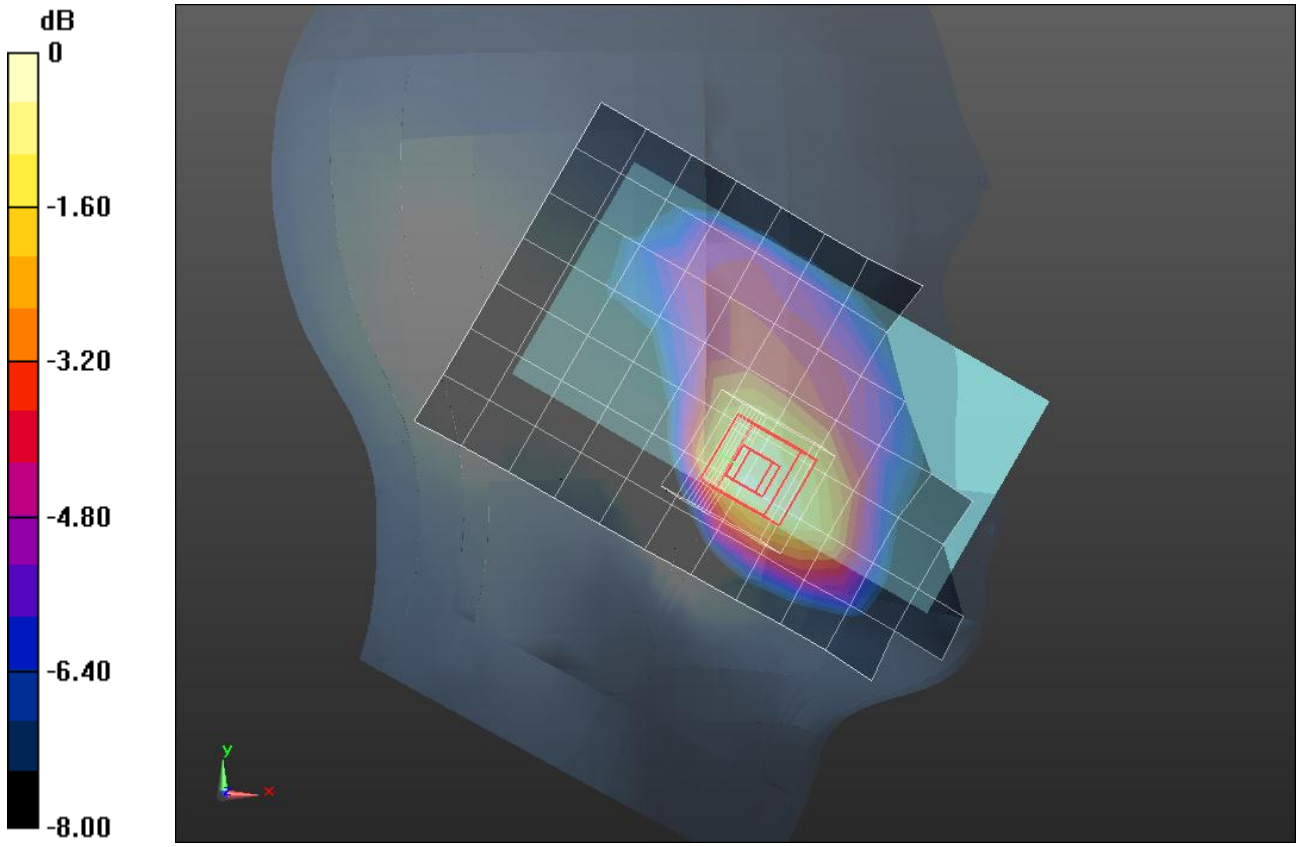


0 dB = 0.581 W/kg = -2.36 dBW/kg

## LTE Band 4

Frequency: 1750 MHz; Duty Cycle: 1:1; Room Ambient Temperature: 24.0°C; Liquid Temperature: 23.0°C
Medium parameters used: f = 1750 MHz; $\sigma$ = 1.543 S/m; $\varepsilon_r$ = 51.919; $\rho$ = 1000 kg/m$^3$
DASY5 Configuration:
- Area Scan Setting: Find Secondary Maximum Within: 2.0 dB and with a peak SAR value greater than 0.0012W/kg
- Electronics: DAE4 Sn1439; Calibrated: 5/14/2014
- Probe: EX3DV4 - SN3991; ConvF(8.08, 8.08, 8.08); Calibrated: 5/16/2014;
- Sensor-Surface: 2.5mm (Mechanical Surface Detection)
- Phantom: ELI A (v5.0); Type: QDOVA001BB; Serial: S/n:1212

**Rear/Repeated_QPSK_1/25 RB_Ch.20350 2/Area Scan (8x12x1):** Measurement grid: dx=15mm, dy=15mm
Maximum value of SAR (measured) = 1.09 W/kg

**Rear/Repeated_QPSK_1/25 RB_Ch.20350 2/Zoom Scan (5x5x7)/Cube 0:** Measurement grid: dx=8mm, dy=8mm, dz=5mm
Reference Value = 27.13 V/m; Power Drift = -0.02 dB
Peak SAR (extrapolated) = 1.42 W/kg
**SAR(1 g) = 0.937 W/kg; SAR(10 g) = 0.612 W/kg**
Maximum value of SAR (measured) = 1.13 W/kg

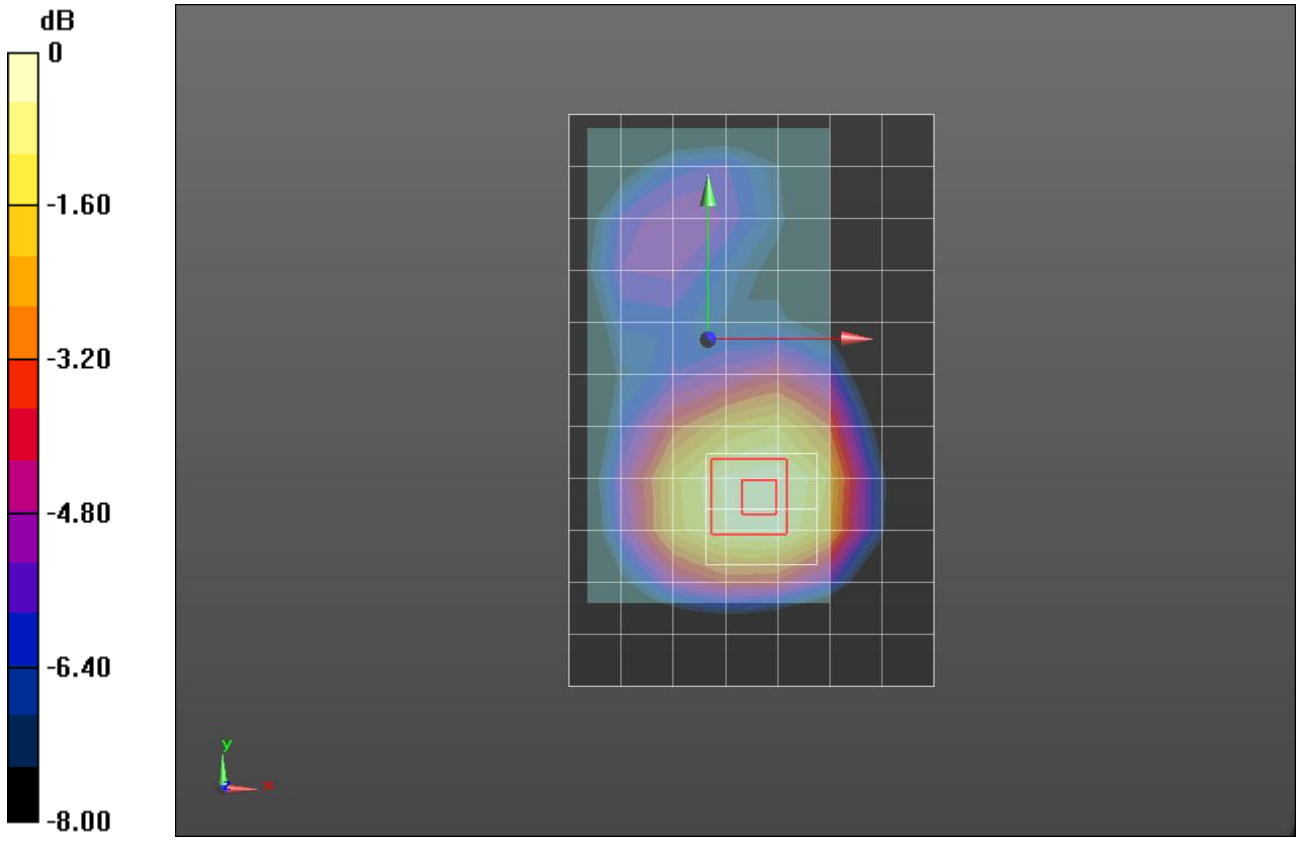


0 dB = 1.13 W/kg = 0.53 dBW/kg

# LTE Band 5

Frequency: 836.5 MHz; Duty Cycle: 1:1; Room Ambient Temperature: 24.0°C; Liquid Temperature: 23.0°C
Medium parameters used (interpolated): f = 836.5 MHz; σ = 0.88 S/m; $\varepsilon_r$ = 39.925; ρ = 1000 kg/m$^3$
DASY5 Configuration:
- Area Scan Setting: Find Secondary Maximum Within: 2.0 dB and with a peak SAR value greater than 0.0012W/kg
- Electronics: DAE4 Sn1352; Calibrated: 9/11/2013
- Probe: EX3DV4 - SN3929; ConvF(9.01, 9.01, 9.01); Calibrated: 5/9/2014;
- Sensor-Surface: 2.5mm (Mechanical Surface Detection)
- Phantom: SAM with CRP; Type: QD000P40CD; Serial: 1768

## RHS/Touch_QPSK_1/49 RB_Ch.20525/Area Scan (8x13x1): Measurement grid: dx=15mm, dy=15mm

Info: Interpolated medium parameters used for SAR evaluation.
Maximum value of SAR (measured) = 0.468 W/kg

## RHS/Touch_QPSK_1/49 RB_Ch.20525/Zoom Scan (5x5x7)/Cube 0: Measurement grid: dx=8mm, dy=8mm, dz=5mm

Reference Value = 23.24 V/m; Power Drift = 0.03 dB
Peak SAR (extrapolated) = 0.564 W/kg
**SAR(1 g) = 0.446 W/kg; SAR(10 g) = 0.341 W/kg**
Info: Interpolated medium parameters used for SAR evaluation.
Maximum value of SAR (measured) = 0.496 W/kg

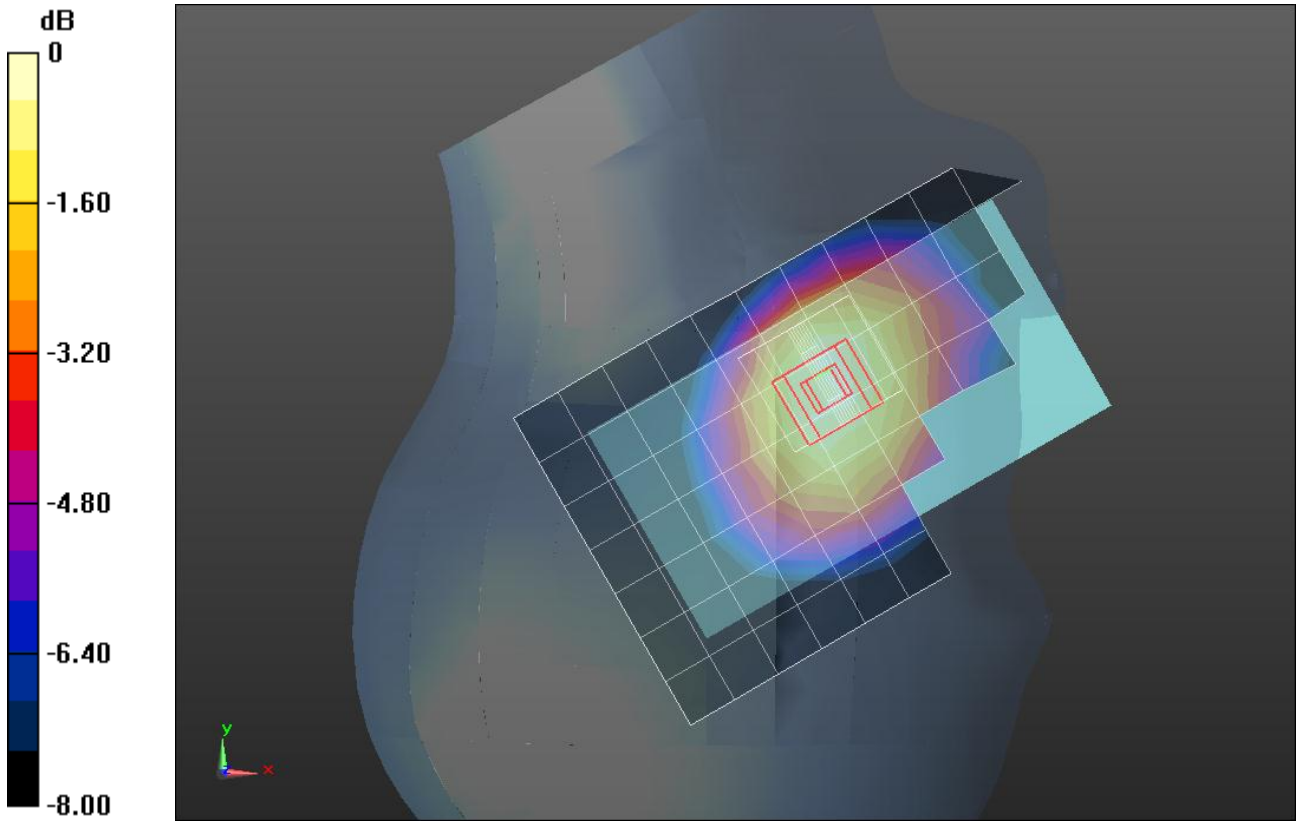


0 dB = 0.496 W/kg = -3.05 dBW/kg

## LTE Band 5

Frequency: 836.5 MHz; Duty Cycle: 1:1; Room Ambient Temperature: 24.0°C; Liquid Temperature: 23.0°C
Medium parameters used (interpolated): f = 836.5 MHz; σ = 1.01 S/m; $\varepsilon_r$ = 53.751; ρ = 1000 kg/m$^3$
DASY5 Configuration:
- Area Scan Setting: Find Secondary Maximum Within: 2.0 dB and with a peak SAR value greater than 0.0012W/kg
- Electronics: DAE4 Sn1352; Calibrated: 9/11/2013
- Probe: EX3DV4 - SN3929; ConvF(9.21, 9.21, 9.21); Calibrated: 5/9/2014;
- Sensor-Surface: 2.5mm (Mechanical Surface Detection)
- Phantom: ELI A (v5.0); Type: QDOVA001BB; Serial: S/n:1212

**Rear/QPSK_1/49 RB_Ch.20525/Area Scan (8x12x1):** Measurement grid: dx=15mm, dy=15mm
Maximum value of SAR (measured) = 0.602 W/kg

**Rear/QPSK_1/49 RB_Ch.20525/Zoom Scan (5x5x7)/Cube 0:** Measurement grid: dx=8mm, dy=8mm, dz=5mm
Reference Value = 24.61 V/m; Power Drift = 0.02 dB
Peak SAR (extrapolated) = 0.694 W/kg
**SAR(1 g) = 0.546 W/kg; SAR(10 g) = 0.418 W/kg**
Maximum value of SAR (measured) = 0.614 W/kg

**Rear/QPSK_1/49 RB_Ch.20525/Zoom Scan 2 (5x5x7)/Cube 0:** Measurement grid: dx=8mm, dy=8mm, dz=5mm
Reference Value = 24.61 V/m; Power Drift = 0.02 dB
Peak SAR (extrapolated) = 0.742 W/kg
**SAR(1 g) = 0.410 W/kg; SAR(10 g) = 0.249 W/kg**
Maximum value of SAR (measured) = 0.536 W/kg




0 dB = 0.536 W/kg = -2.71 dBW/kg

## LTE Band 7

Frequency: 2535 MHz; Duty Cycle: 1:1; Room Ambient Temperature: 24.0°C; Liquid Temperature: 23.0°C
Medium parameters used: f = 2535 MHz; $\sigma$ = 1.942 S/m; $\varepsilon_r$ = 38.712; $\rho$ = 1000 kg/m$^3$
DASY5 Configuration:
- Area Scan Setting: Find Secondary Maximum Within: 2.0 dB and with a peak SAR value greater than 0.0012W/kg
- Electronics: DAE4 Sn1352; Calibrated: 9/11/2013
- Probe: EX3DV4 - SN3929; ConvF(6.37, 6.37, 6.37); Calibrated: 5/9/2014;
- Sensor-Surface: 2.5mm (Mechanical Surface Detection)
- Phantom: SAM with CRP; Type: SAM;

**RHS/Touch_QPSK_RB 1/0_Ch 21100/Area Scan (10x15x1):** Measurement grid: dx=12mm, dy=12mm
Maximum value of SAR (measured) = 0.410 W/kg

**RHS/Touch_QPSK_RB 1/0_Ch 21100/Zoom Scan (7x7x7)/Cube 0:** Measurement grid: dx=5mm, dy=5mm, dz=5mm
Reference Value = 14.53 V/m; Power Drift = 0.03 dB
Peak SAR (extrapolated) = 0.607 W/kg
**SAR(1 g) = 0.334 W/kg; SAR(10 g) = 0.181 W/kg**
Maximum value of SAR (measured) = 0.444 W/kg

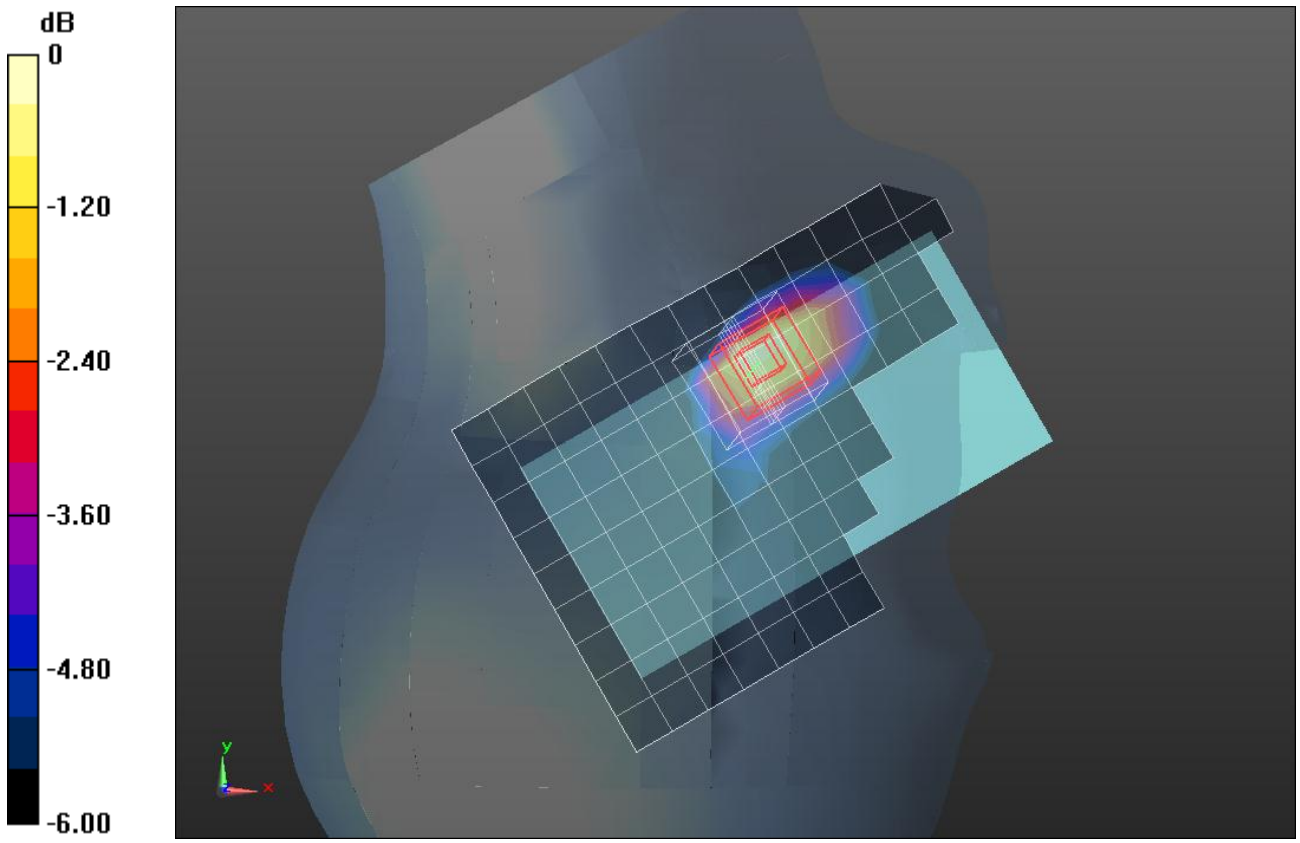


0 dB = 0.444 W/kg = -3.53 dBW/kg

## LTE Band 7

Frequency: 2535 MHz; Duty Cycle: 1:1; Room Ambient Temperature: 24.0°C; Liquid Temperature: 23.0°C
Medium parameters used: f = 2535 MHz; $\sigma$ = 2.009 S/m; $\varepsilon_r$ = 52.059; $\rho$ = 1000 kg/m$^3$
DASY5 Configuration:
- Area Scan Setting: Find Secondary Maximum Within: 2.0 dB and with a peak SAR value greater than 0.0012W/kg
- Electronics: DAE4 Sn1352; Calibrated: 9/11/2013
- Probe: EX3DV4 - SN3929; ConvF(6.64, 6.64, 6.64); Calibrated: 5/9/2014;
- Sensor-Surface: 2.5mm (Mechanical Surface Detection)
- Phantom: ELI-B V5.0; Type: QDOVA001BB; Serial: S/n:1216

**Front/QPSK_1/0 RB_Ch.21100/Area Scan (9x15x1):** Measurement grid: dx=12mm, dy=12mm
Maximum value of SAR (measured) = 0.719 W/kg

**Front/QPSK_1/0 RB_Ch.21100/Zoom Scan (7x7x7)/Cube 0:** Measurement grid: dx=5mm, dy=5mm, dz=5mm
Reference Value = 18.94 V/m; Power Drift = 0.06 dB
Peak SAR (extrapolated) = 1.05 W/kg
**SAR(1 g) = 0.568 W/kg; SAR(10 g) = 0.301 W/kg**
Maximum value of SAR (measured) = 0.754 W/kg




0 dB = 0.754 W/kg = -1.23 dBW/kg

## LTE Band 17

Frequency: 710 MHz; Duty Cycle: 1:1; Room Ambient Temperature: 24.0°C; Liquid Temperature: 23.0°C
Medium parameters used: f = 710 MHz; $\sigma$ = 0.867 S/m; $\varepsilon_r$ = 42.161; $\rho$ = 1000 kg/m$^3$
DASY5 Configuration:
- Area Scan Setting: Find Secondary Maximum Within: 2.0 dB and with a peak SAR value greater than 0.0012W/kg
- Electronics: DAE4 Sn1439; Calibrated: 5/14/2014
- Probe: EX3DV4 - SN3991; ConvF(10.46, 10.46, 10.46); Calibrated: 5/16/2014;
- Sensor-Surface: 2.5mm (Mechanical Surface Detection)
- Phantom: TWIN SAM v5.0; Type: QD000P40CD; Serial: TP:1829

**RHS/Touch_QPSK_1/0 RB_Ch.23790/Area Scan (8x13x1):** Measurement grid: dx=15mm, dy=15mm
Maximum value of SAR (measured) = 0.223 W/kg

**RHS/Touch_QPSK_1/0 RB_Ch.23790/Zoom Scan (5x5x7)/Cube 0:** Measurement grid: dx=8mm, dy=8mm, dz=5mm
Reference Value = 16.17 V/m; Power Drift = 0.05 dB
Peak SAR (extrapolated) = 0.255 W/kg
**SAR(1 g) = 0.206 W/kg; SAR(10 g) = 0.160 W/kg**
Maximum value of SAR (measured) = 0.227 W/kg

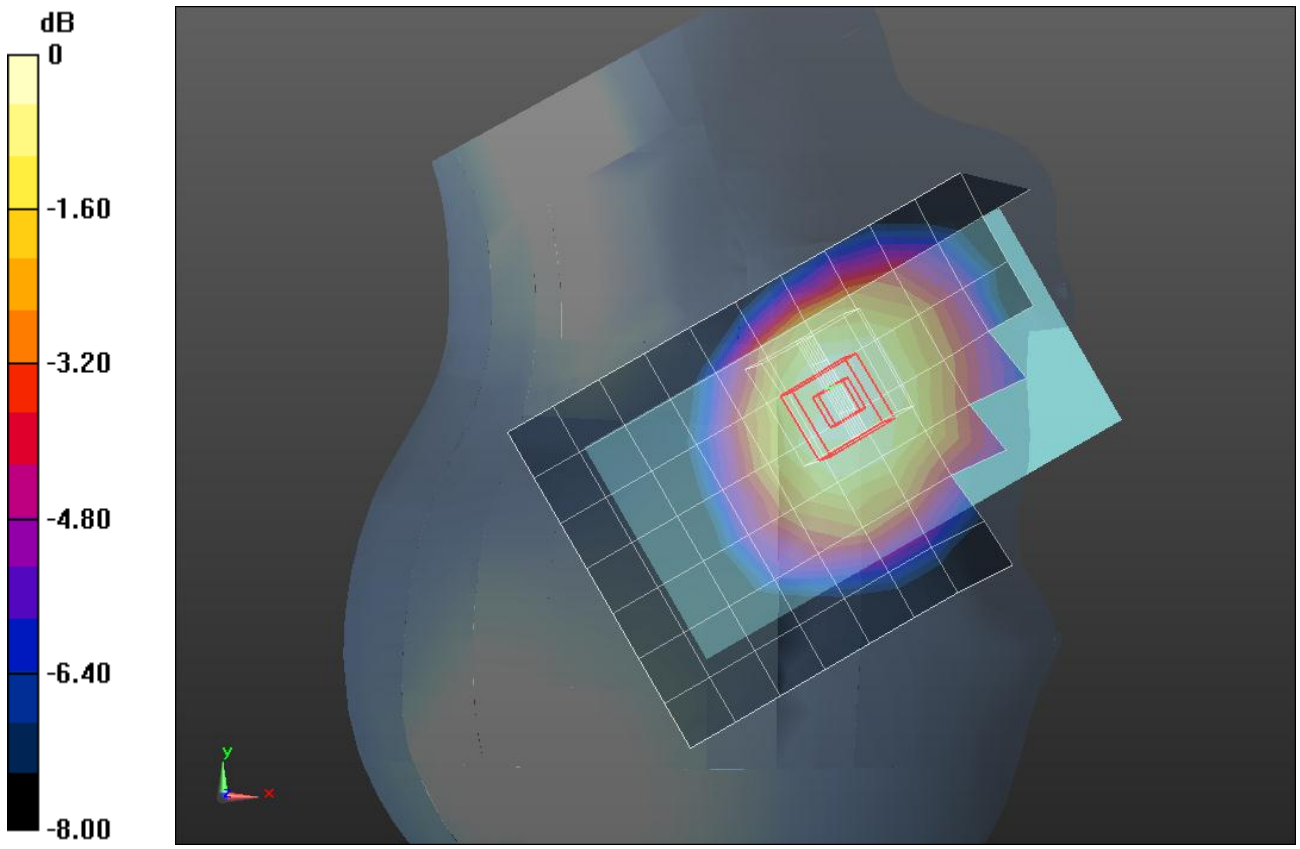


0 dB = 0.227 W/kg = -6.44 dBW/kg

## LTE Band 17

Frequency: 710 MHz; Duty Cycle: 1:1; Room Ambient Temperature: 24.0°C; Liquid Temperature: 23.0°C
Medium parameters used: f = 710 MHz; $\sigma$ = 0.939 S/m; $\varepsilon_r$ = 54.836; $\rho$ = 1000 kg/m$^3$
DASY5 Configuration:
- Area Scan Setting: Find Secondary Maximum Within: 2.0 dB and with a peak SAR value greater than 0.0012W/kg
- Electronics: DAE4 Sn1439; Calibrated: 5/14/2014
- Probe: EX3DV4 - SN3991; ConvF(9.85, 9.85, 9.85); Calibrated: 5/16/2014;
- Sensor-Surface: 2.5mm (Mechanical Surface Detection)
- Phantom: ELI v5.0 (A); Type: QDOVA001BB; Serial: 1213

**Rear/QPSK_1/0 RB_Ch 23790/10mm/Area Scan (7x13x1):** Measurement grid: dx=15mm, dy=15mm
Maximum value of SAR (measured) = 0.488 W/kg

**Rear/QPSK_1/0 RB_Ch 23790/10mm/Zoom Scan (5x5x7)/Cube 0:** Measurement grid: dx=8mm, dy=8mm, dz=5mm
Reference Value = 23.18 V/m; Power Drift = -0.01 dB
Peak SAR (extrapolated) = 0.547 W/kg
**SAR(1 g) = 0.436 W/kg; SAR(10 g) = 0.332 W/kg**
Maximum value of SAR (measured) = 0.490 W/kg




0 dB = 0.490 W/kg = -3.10 dBW/kg

## WiFi 2.4GHz

Frequency: 2437 MHz; Duty Cycle: 1:1; Room Ambient Temperature: 24.0°C; Liquid Temperature: 23.0°C
Medium parameters used (interpolated): f = 2437 MHz; σ = 1.86 S/m; $\varepsilon_r$ = 38.732; ρ = 1000 kg/m$^3$
DASY5 Configuration:
- Area Scan Setting: Find Secondary Maximum Within: 2.0 dB and with a peak SAR value greater than 0.0012W/kg
- Electronics: DAE4 Sn1439; Calibrated: 5/14/2014
- Probe: EX3DV4 - SN3991; ConvF(7.45, 7.45, 7.45); Calibrated: 5/16/2014;
- Sensor-Surface: 2.5mm (Mechanical Surface Detection)
- Phantom: TWIN SAM v5.0; Type: QD000P40CD; Serial: TP:1829

### RHS/Touch/802.11b/ch 6/Area Scan (9x16x1): Measurement grid: dx=12mm, dy=12mm

Info: Interpolated medium parameters used for SAR evaluation.
Maximum value of SAR (measured) = 0.260 W/kg

### RHS/Touch/802.11b/ch 6/Zoom Scan (7x7x7)/Cube 0: Measurement grid: dx=5mm, dy=5mm, dz=5mm

Reference Value = 12.46 V/m; Power Drift = 0.00 dB
Peak SAR (extrapolated) = 0.428 W/kg
**SAR(1 g) = 0.204 W/kg; SAR(10 g) = 0.095 W/kg**
Info: Interpolated medium parameters used for SAR evaluation.
Maximum value of SAR (measured) = 0.281 W/kg

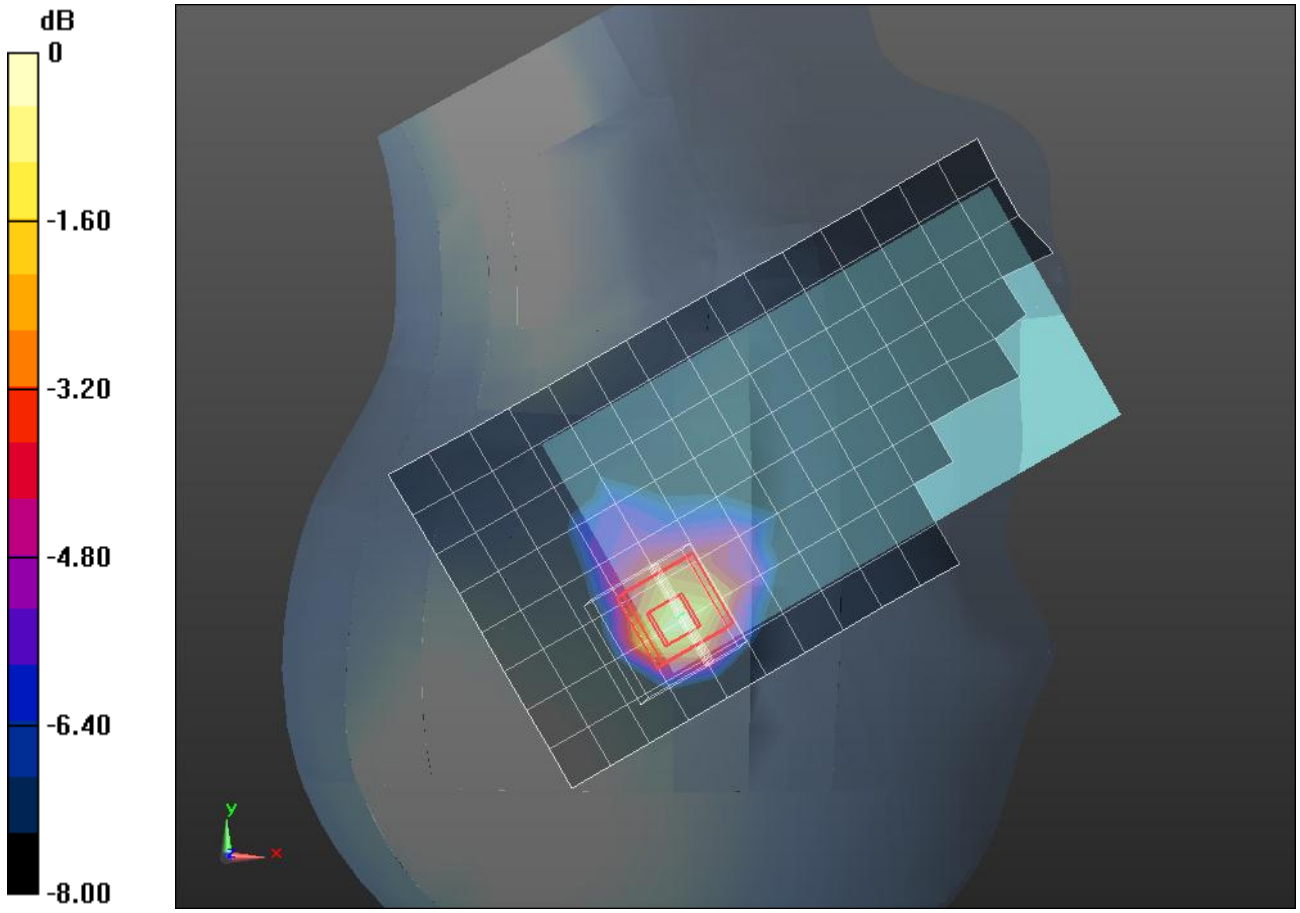


0 dB = 0.281 W/kg = -5.51 dBW/kg

## Wi-Fi 2.4GHz

Frequency: 2437 MHz; Duty Cycle: 1:1; Room Ambient Temperature: 24.0°C; Liquid Temperature: 23.0°C
Medium parameters used (interpolated): f = 2437 MHz; σ = 1.94 S/m; $\varepsilon_r$ = 51.92; ρ = 1000 kg/m$^3$
DASY5 Configuration:
- Area Scan Setting: Find Secondary Maximum Within: 2.0 dB and with a peak SAR value greater than 0.0012W/kg
- Electronics: DAE4 Sn1439; Calibrated: 5/14/2014
- Probe: EX3DV4 - SN3991; ConvF(7.23, 7.23, 7.23); Calibrated: 5/16/2014;
- Sensor-Surface: 2.5mm (Mechanical Surface Detection)
- Phantom: ELI v5.0 (A); Type: QDOVA002AA; Serial: TP:1256

### Front/802.11b_ch 6/Area Scan (10x15x1): Measurement grid: dx=12mm, dy=12mm

Info: Interpolated medium parameters used for SAR evaluation.
Maximum value of SAR (measured) = 0.0572 W/kg

### Front/802.11b_ch 6/Zoom Scan (7x7x7)/Cube 0: Measurement grid: dx=5mm, dy=5mm, dz=5mm

Reference Value = 5.441 V/m; Power Drift = -0.03 dB
Peak SAR (extrapolated) = 0.0880 W/kg
**SAR(1 g) = 0.047 W/kg; SAR(10 g) = 0.025 W/kg**
Info: Interpolated medium parameters used for SAR evaluation.
Maximum value of SAR (measured) = 0.0625 W/kg

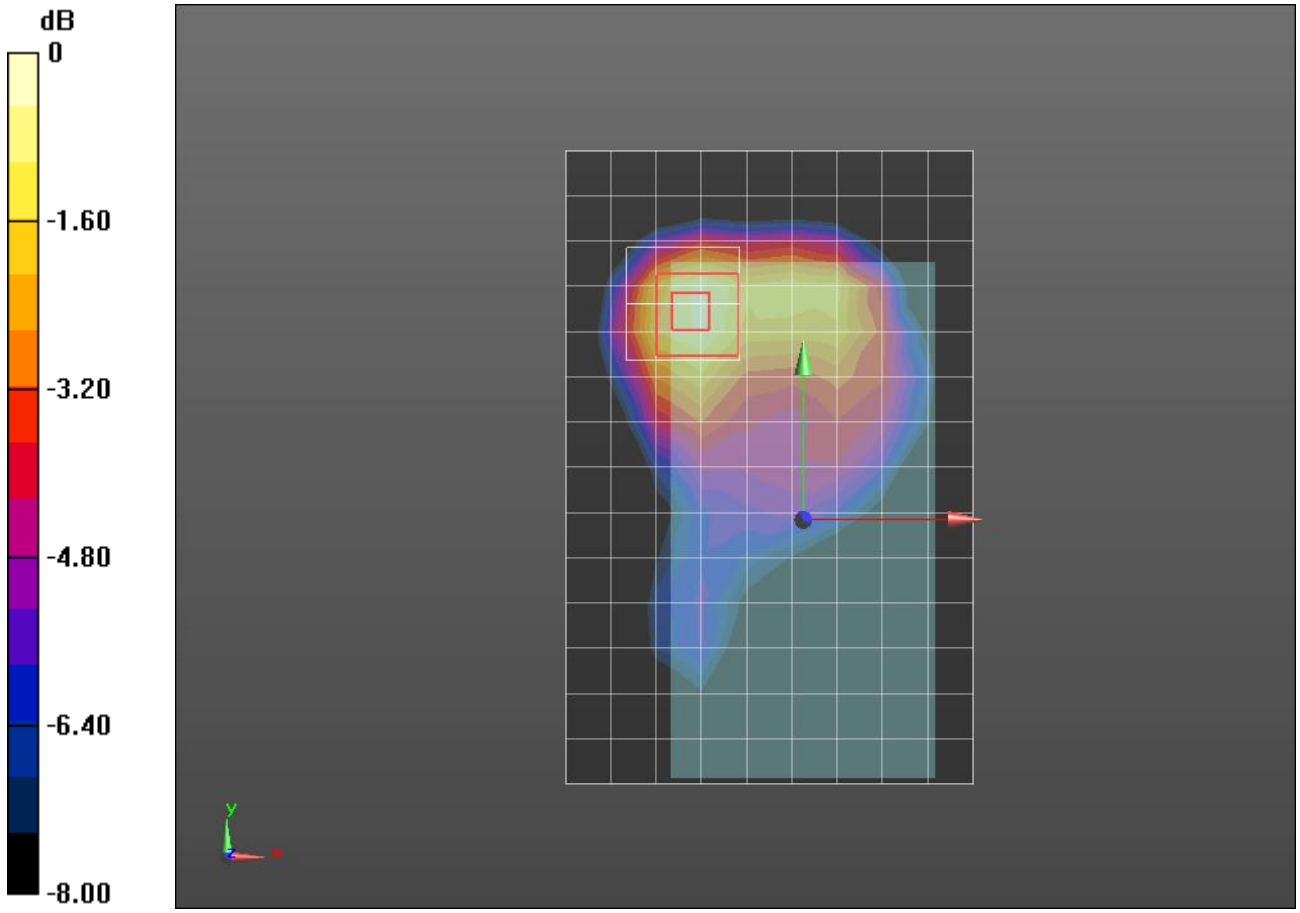


0 dB = 0.0625 W/kg = -12.04 dBW/kg

## WiFi 5GHz

Frequency: 5785 MHz; Duty Cycle: 1:1; Room Ambient Temperature: 24.0°C; Liquid Temperature: 23.0°C
Medium parameters used: f = 5785 MHz; $\sigma$ = 5.047 S/m; $\varepsilon_r$ = 34.671; $\rho$ = 1000 kg/m$^3$
DASY5 Configuration:
- Area Scan Setting: Find Secondary Maximum Within: 2.0 dB and with a peak SAR value greater than 0.0012W/kg
- Electronics: DAE4 Sn1439; Calibrated: 5/14/2014
- Probe: EX3DV4 - SN3991; ConvF(4.66, 4.66, 4.66); Calibrated: 5/16/2014;
- Sensor-Surface: 2mm (Mechanical Surface Detection (Locations From Previous Scan Used)), Sensor-Surface: 2mm (Mechanical Surface Detection)
- Phantom: TWIN SAM v5.0; Type: QD000P40CD; Serial: TP:1829

**RHS/Touch_802.11a_Ch 157/Area Scan (12x18x1):** Measurement grid: dx=10mm, dy=10mm
Maximum value of SAR (measured) = 0.229 W/kg

**RHS/Touch_802.11a_Ch 157/Zoom Scan (7x7x12)/Cube 0:** Measurement grid: dx=4mm, dy=4mm, dz=2mm
Reference Value = 4.888 V/m; Power Drift = 0.05 dB
Peak SAR (extrapolated) = 0.500 W/kg
**SAR(1 g) = 0.115 W/kg; SAR(10 g) = 0.028 W/kg**
Maximum value of SAR (measured) = 0.260 W/kg

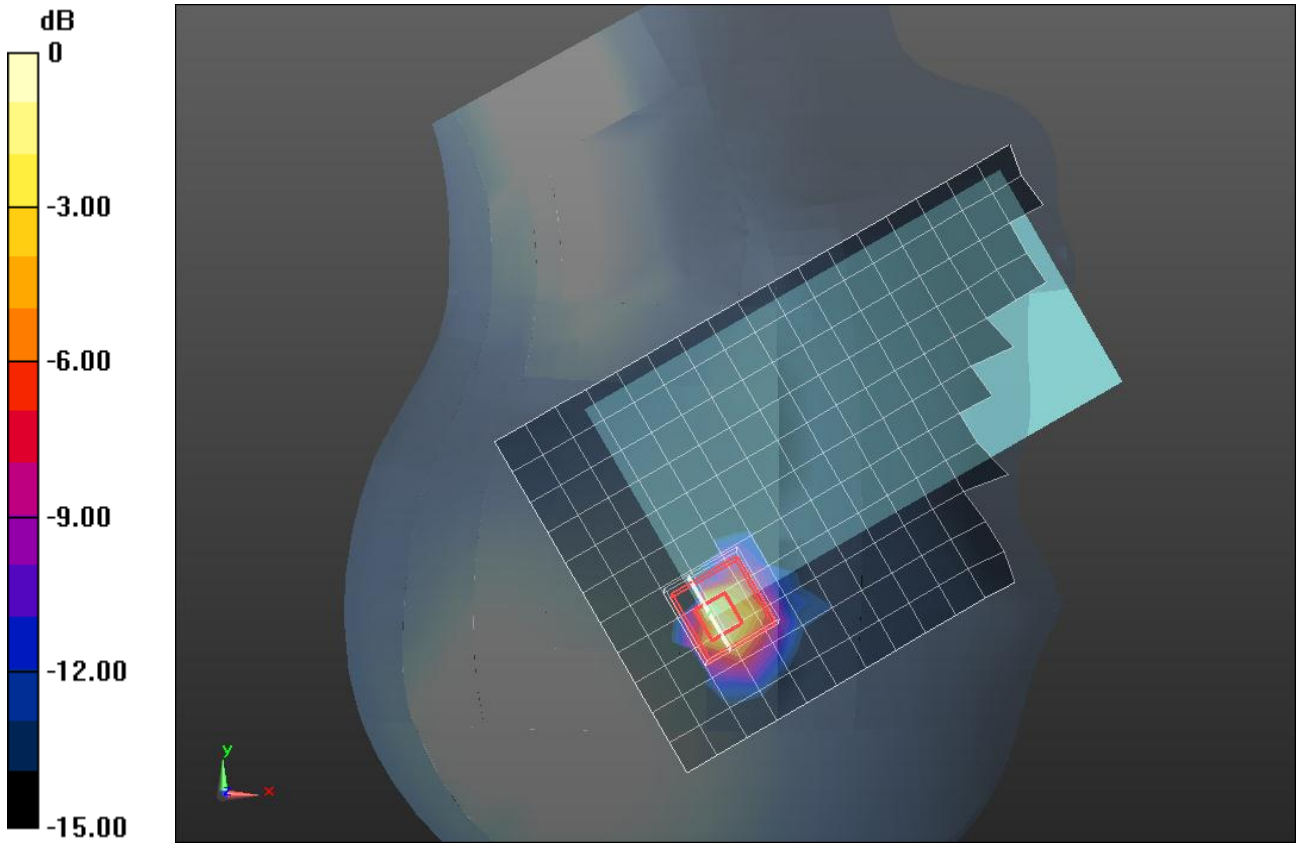


0 dB = 0.260 W/kg = -5.85 dBW/kg

## WiFi 5GHz

Frequency: 5785 MHz; Duty Cycle: 1:1; Room Ambient Temperature: 24.0°C; Liquid Temperature: 23.0°C
Medium parameters used: f = 5785 MHz; $\sigma$ = 6.255 S/m; $\varepsilon_r$ = 46.118; $\rho$ = 1000 kg/m$^3$
DASY5 Configuration:
- Area Scan Setting: Find Secondary Maximum Within: 2.0 dB and with a peak SAR value greater than 0.0012W/kg
- Electronics: DAE4 Sn1439; Calibrated: 5/14/2014
- Probe: EX3DV4 - SN3991; ConvF(4.32, 4.32, 4.32); Calibrated: 5/16/2014;
- Sensor-Surface: 2.5mm (Mechanical Surface Detection), Sensor-Surface: 2mm (Mechanical Surface Detection)
- Phantom: ELI v5.0 (A); Type: QDOVA001BB; Serial: 1213

### Rear/802.11a_Ch 157/Area Scan (13x19x1): Measurement grid: dx=10mm, dy=10mm
Maximum value of SAR (measured) = 0.192 W/kg

### Rear/802.11a_Ch 157/Zoom Scan (7x7x12)/Cube 0: Measurement grid: dx=4mm, dy=4mm, dz=2mm
Reference Value = 5.940 V/m; Power Drift = -0.12 dB
Peak SAR (extrapolated) = 0.632 W/kg
**SAR(1 g) = 0.132 W/kg; SAR(10 g) = 0.044 W/kg**
Maximum value of SAR (measured) = 0.255 W/kg




0 dB = 0.255 W/kg = -5.93 dBW/kg

## WiFi 5GHz

Frequency: 5700 MHz; Duty Cycle: 1:1; Room Ambient Temperature: 24.0°C; Liquid Temperature: 23.0°C
Medium parameters used: f = 5700 MHz; $\sigma$ = 4.953 S/m; $\varepsilon_r$ = 34.804; $\rho$ = 1000 kg/m$^3$
DASY5 Configuration:
- Area Scan Setting: Find Secondary Maximum Within: 2.0 dB and with a peak SAR value greater than 0.0012W/kg
- Electronics: DAE4 Sn1439; Calibrated: 5/14/2014
- Probe: EX3DV4 - SN3991; ConvF(4.73, 4.73, 4.73); Calibrated: 5/16/2014;
- Sensor-Surface: 2mm (Mechanical Surface Detection (Locations From Previous Scan Used)), Sensor-Surface: 2mm (Mechanical Surface Detection)
- Phantom: TWIN SAM v5.0; Type: QD000P40CD; Serial: TP:1829

**RHS/Touch_802.11a_Ch 140/Area Scan (12x18x1):** Measurement grid: dx=10mm, dy=10mm
Maximum value of SAR (measured) = 0.303 W/kg

**RHS/Touch_802.11a_Ch 140/Zoom Scan (7x7x12)/Cube 0:** Measurement grid: dx=4mm, dy=4mm, dz=2mm
Reference Value = 5.455 V/m; Power Drift = 0.16 dB
Peak SAR (extrapolated) = 0.727 W/kg
**SAR(1 g) = 0.153 W/kg; SAR(10 g) = 0.038 W/kg**
Maximum value of SAR (measured) = 0.349 W/kg

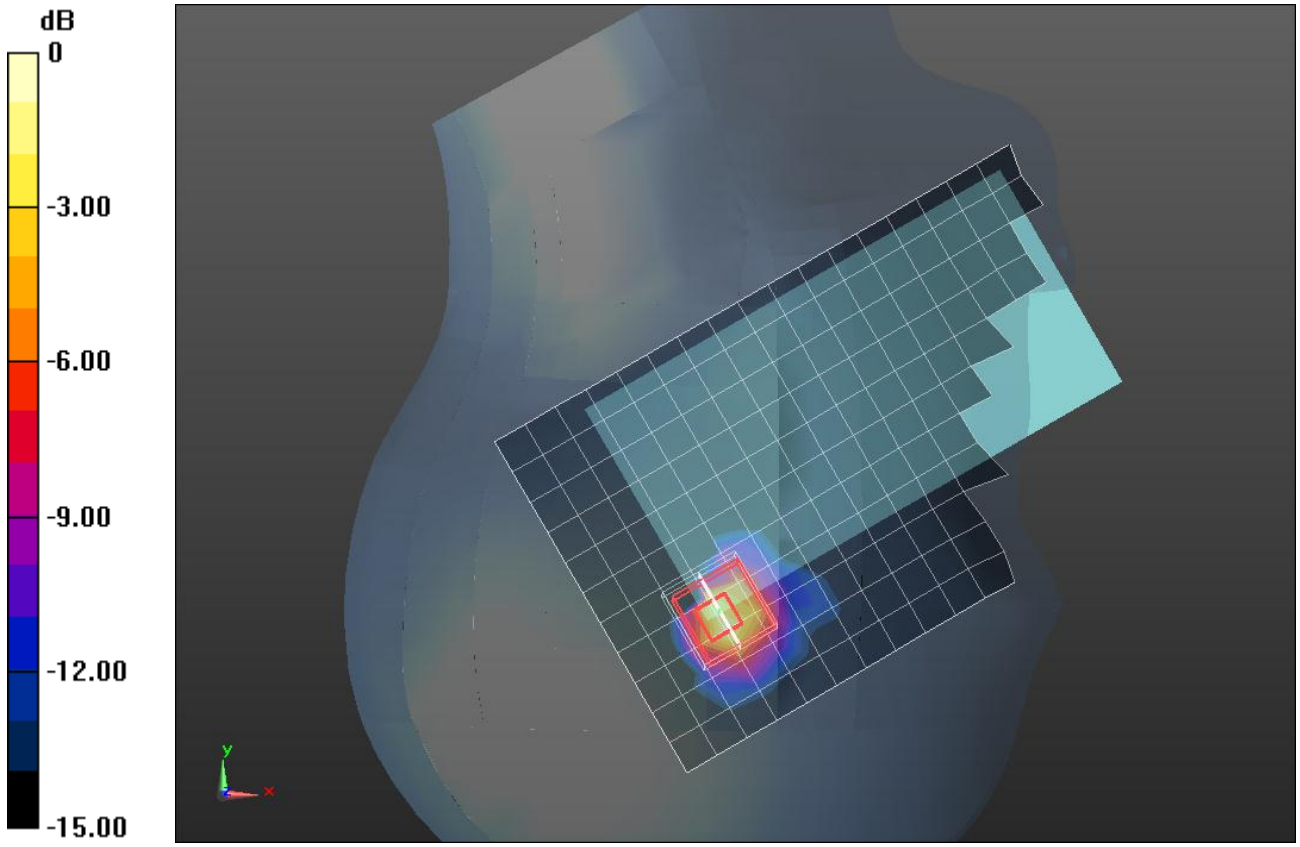


0 dB = 0.349 W/kg = -4.57 dBW/kg

## WiFi 5GHz

Frequency: 5700 MHz; Duty Cycle: 1:1; Room Ambient Temperature: 24.0°C; Liquid Temperature: 23.0°C
Medium parameters used: f = 5700 MHz; $\sigma$ = 6.131 S/m; $\varepsilon_r$ = 46.258; $\rho$ = 1000 kg/m$^3$
DASY5 Configuration:
- Area Scan Setting: Find Secondary Maximum Within: 2.0 dB and with a peak SAR value greater than 0.0012W/kg
- Electronics: DAE4 Sn1439; Calibrated: 5/14/2014
- Probe: EX3DV4 - SN3991; ConvF(4.32, 4.32, 4.32); Calibrated: 5/16/2014;
- Sensor-Surface: 2mm (Mechanical Surface Detection (Locations From Previous Scan Used)), Sensor-Surface: 2mm (Mechanical Surface Detection)
- Phantom: ELI v5.0 (A); Type: QDOVA001BB; Serial: 1213

### Rear/802.11a_ch 140/ Area Scan (12x19x1): Measurement grid: dx=10mm, dy=10mm
Maximum value of SAR (measured) = 0.352 W/kg

### Rear/802.11a_ch 140/ /Zoom Scan (7x7x12)/Cube 0: Measurement grid: dx=4mm, dy=4mm, dz=2mm
Reference Value = 7.335 V/m; Power Drift = 0.01 dB
Peak SAR (extrapolated) = 0.862 W/kg
**SAR(1 g) = 0.187 W/kg; SAR(10 g) = 0.060 W/kg**
Maximum value of SAR (measured) = 0.368 W/kg




0 dB = 0.368 W/kg = -4.34 dBW/kg