SAR Plots

- Verification Plots
- SAR Test Plots

Copyright © 2020, DT&C Co., Ltd.

DT&C Co., Ltd.

DUT: Dipole 750 MHz; Type: D750V3; Serial: D750V3 - SN: 1049

Communication System: UID 0, CW (0); Frequency: 750 MHz; Duty Cycle: 1:1
Medium parameters used: f = 750 MHz; σ = 0.903 S/m; ε_r = 41.68; ρ = 1000 kg/m^3
Phantom section: Flat Section

DASY5 Configuration:
Probe: ES3DV3 - SN3328; ConvF(6.34, 6.34, 6.34); Calibrated: 3/25/2020 Electronics: DAE4 Sn1392
Sensor-Surface: 3mm (Mechanical Surface Detection)
Phantom: SAM-twin right_2013_09_24; Type: QD000P40CD; Serial: TP:1783
Measurement SW: DASY52, Version 52.10 (3); SEMCAD X Version 14.6.13 (7474)

Test Date: 2020-08-18; Ambient Temp: 21.5; Tissue Temp: 21.7

750 MHz System Head Verification (250 mW)

Area Scan (6x15x1): Measurement grid: dx=15mm, dy=15mm
Zoom Scan (7x7x7)/Cube 0: Measurement grid: dx=5mm, dy=5mm, dz=5mm
Power Drift = -0.05 dB
Peak SAR (extrapolated) = 2.35 W/kg
SAR(1 g) = 2.11 W/kg; SAR(10 g) = 1.40 W/kg

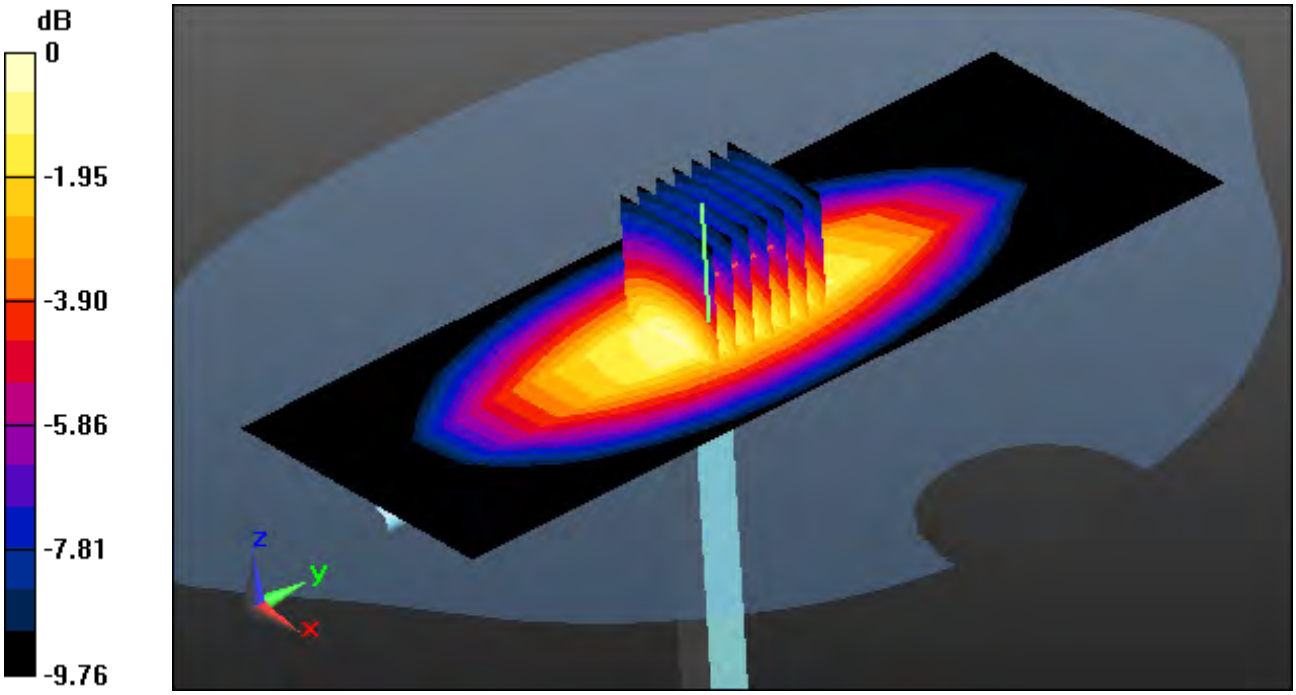

0 dB = 2.29 W/kg

DT&C Co., Ltd.

DUT: Dipole 750 MHz; Type: D750V3; Serial: D750V3 - SN: 1049

Communication System: UID 0, CW (0); Frequency: 750 MHz; Duty Cycle: 1:1
Medium parameters used: f = 750 MHz; σ = 0.972 S/m; ε_r = 56.154; ρ = 1000 kg/m^3
Phantom section: Flat Section

DASY5 Configuration:
Probe: ES3DV3 - SN3328; ConvF(6.18, 6.18, 6.18); Calibrated: 3/25/2020 Electronics: DAE4 Sn1392
Sensor-Surface: 3mm (Mechanical Surface Detection)
Phantom: SAM-twin middle_2013_09_24; Type: QD000P40CD; Serial: 1782
Measurement SW: DASY52, Version 52.10 (3); SEMCAD X Version 14.6.13 (7474)

Test Date: 2020-08-19; Ambient Temp: 21.7; Tissue Temp: 21.7

750 MHz System Body Verification (250 mW)

Area Scan (6x15x1): Measurement grid: dx=15mm, dy=15mm
Zoom Scan (7x7x7)/Cube 0: Measurement grid: dx=5mm, dy=5mm, dz=5mm
Power Drift = -0.07 dB
Peak SAR (extrapolated) = 2.48 W/kg
SAR(1 g) = 2.11 W/kg; SAR(10 g) = 1.39 W/kg

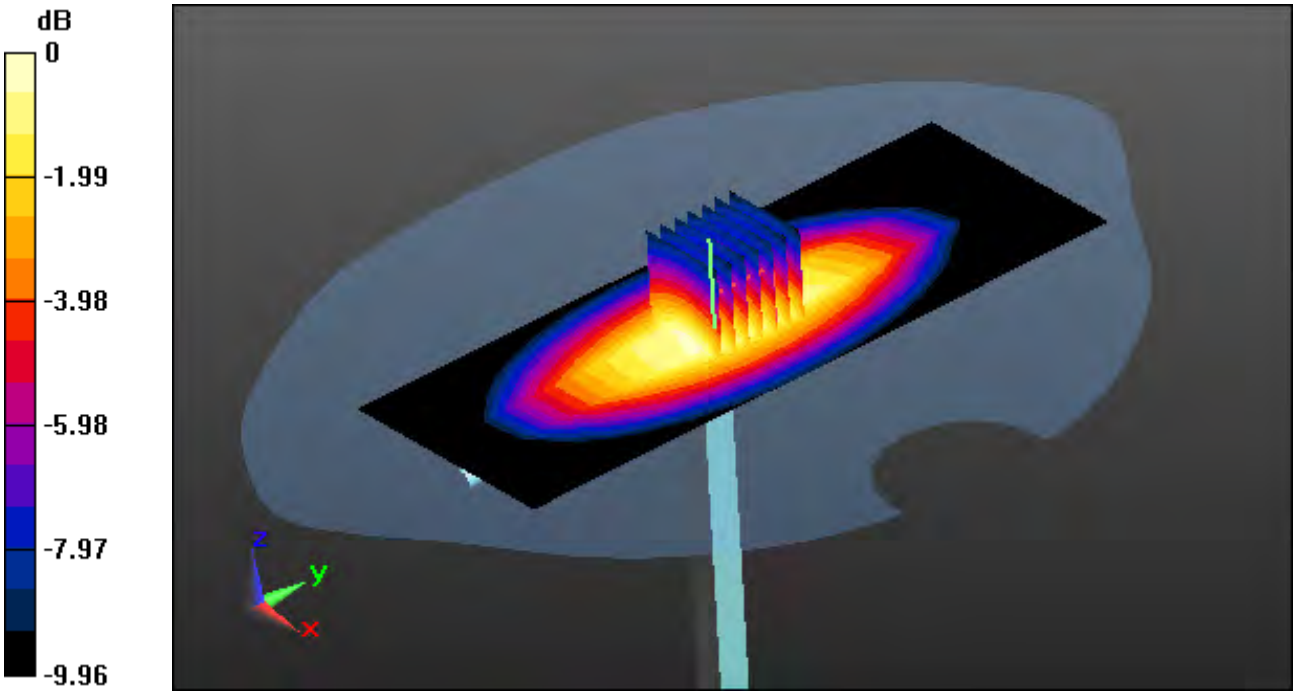

0 dB = 2.35 W/kg

DT&C Co., Ltd.

DUT: Dipole 835 MHz; Type: D835V2; Serial: D835V2 - SN:4d159

Communication System: UID 0, CW (0); Frequency: 835 MHz; Duty Cycle: 1:1
Medium parameters used: f = 835 MHz; σ = 0.884 S/m; ε_r = 40.572; ρ = 1000 kg/m^3
Phantom section: Flat Section

DASY5 Configuration:
Probe: ES3DV3 - SN3328; ConvF(6.19, 6.19, 6.19); Calibrated: 3/25/2020 Electronics: DAE4 Sn1392
Sensor-Surface: 3mm (Mechanical Surface Detection)
Phantom: SAM-twin right_2013_09_24; Type: QD000P40CD; Serial: TP:1783
Measurement SW: DASY52, Version 52.10 (3); SEMCAD X Version 14.6.13 (7474)

Test Date: 2020-08-13; Ambient Temp: 20.9; Tissue Temp: 21.1

835 MHz System Head Verification (250 mW)

Area Scan (6x11x1): Measurement grid: dx=15mm, dy=15mm
Zoom Scan (7x7x7)/Cube 0: Measurement grid: dx=5mm, dy=5mm, dz=5mm
Power Drift = -0.04 dB
Peak SAR (extrapolated) = 2.77 W/kg
SAR(1 g) = 2.35 W/kg; SAR(10 g) = 1.52 W/kg

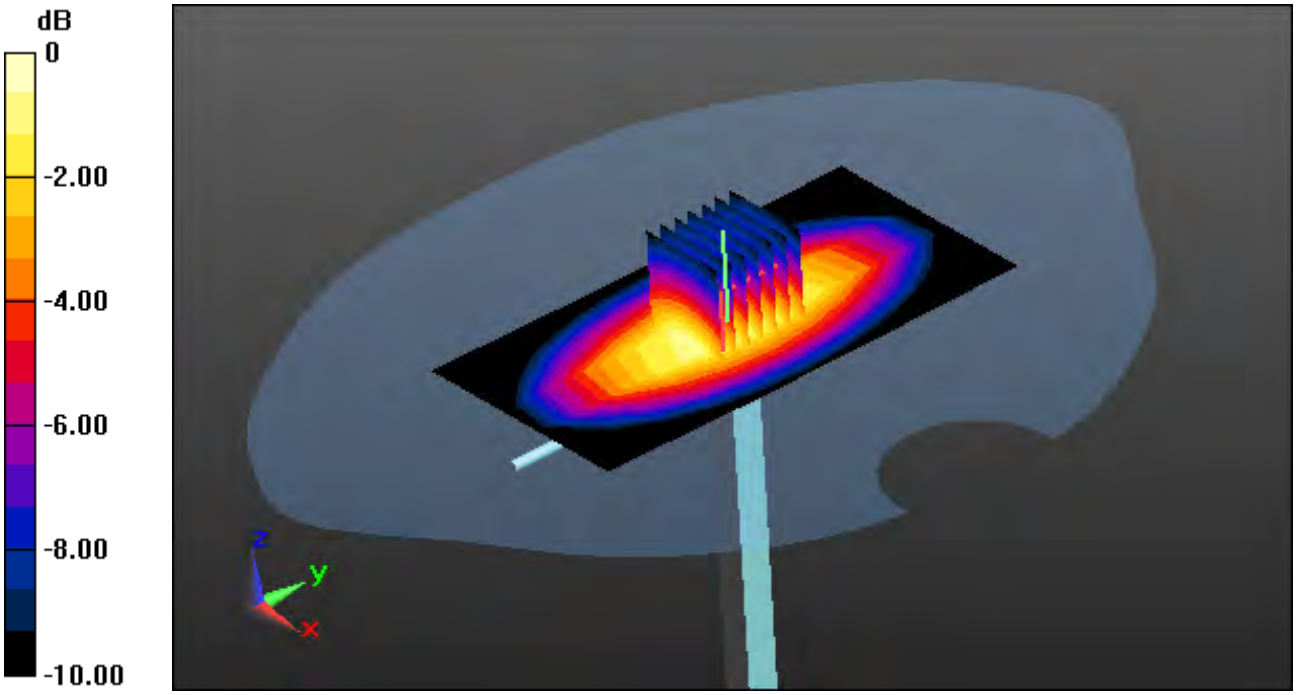

0 dB = 2.59 W/kg

DT&C Co., Ltd.

DUT: Dipole 835 MHz; Type: D835V2; Serial: D835V2 - SN:4d159

Communication System: UID 0, CW (0); Frequency: 835 MHz; Duty Cycle: 1:1
Medium parameters used: f = 835 MHz; σ = 1.005 S/m; ε_r = 53.348; ρ = 1000 kg/m^3
Phantom section: Flat Section

DASY5 Configuration:
Probe: ES3DV3 - SN3328; ConvF(6.11, 6.11, 6.11); Calibrated: 3/25/2020 Electronics: DAE4 Sn1392
Sensor-Surface: 3mm (Mechanical Surface Detection)
Phantom: SAM-twin middle_2013_09_24; Type: QD000P40CD; Serial: 1782
Measurement SW: DASY52, Version 52.10 (3); SEMCAD X Version 14.6.13 (7474)

Test Date: 2020-08-14; Ambient Temp: 21.6; Tissue Temp: 21.4

835 MHz System Body Verification (250 mW)

Area Scan (6x11x1): Measurement grid: dx=15mm, dy=15mm
Zoom Scan (7x7x7)/Cube 0: Measurement grid: dx=5mm, dy=5mm, dz=5mm
Power Drift = 0.09 dB
Peak SAR (extrapolated) = 2.92 W/kg
SAR(1 g) = 2.41 W/kg; SAR(10 g) = 1.59 W/kg

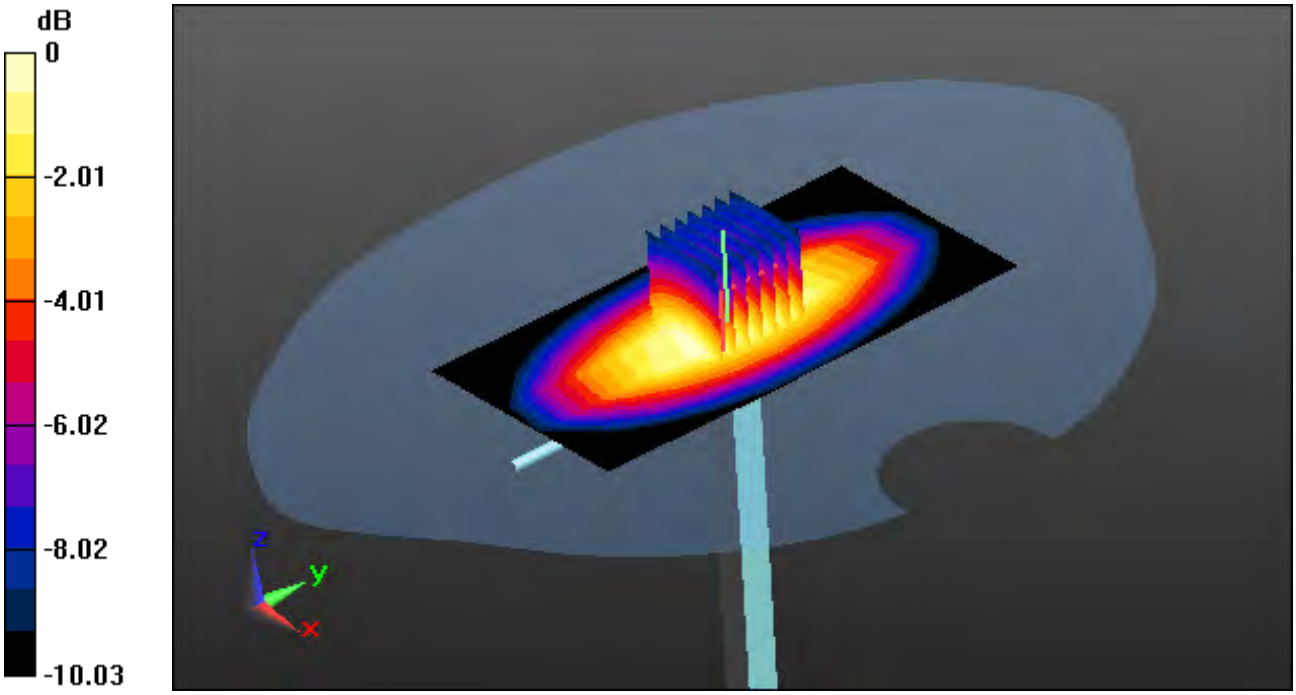

0 dB = 2.69 W/kg

DT&C Co., Ltd.

DUT: Dipole 1800 MHz; Type: D1800V2; Serial: D1800V2 - SN:2d202

Communication System: UID 0, CW (0); Frequency: 1800 MHz;Duty Cycle: 1:1
Medium parameters used: f = 1800 MHz; σ = 1.403 S/m; ε_r = 38.604; ρ = 1000 kg/m^3
Phantom section: Flat Section

DASY5 Configuration:
Probe: EX3DV4 - SN3933; ConvF(8.87, 8.87, 8.87); Calibrated: 9/27/2019 Electronics: DAE3 Sn520
Sensor-Surface: 2mm (Mechanical Surface Detection)
Phantom: SAM with CRP_2013_10_08_right; Type: QD000P40CD; Serial: TP:1785
Measurement SW: DASY52, Version 52.10 (3); SEMCAD X Version 14.6.13 (7474)

Test Date: 2020-08-19; Ambient Temp: 21.2; Tissue Temp: 21.0

1800 MHz System Head Verification (100 mW)

Area Scan (5x7x1): Measurement grid: dx=15mm, dy=15mm
Zoom Scan (7x7x7)/Cube 0: Measurement grid: dx=5mm, dy=5mm, dz=5mm
Power Drift = -0.09 dB
Peak SAR (extrapolated) = 7.42 W/kg
SAR(1 g) = 3.87 W/kg; SAR(10 g) = 2.03 W/kg

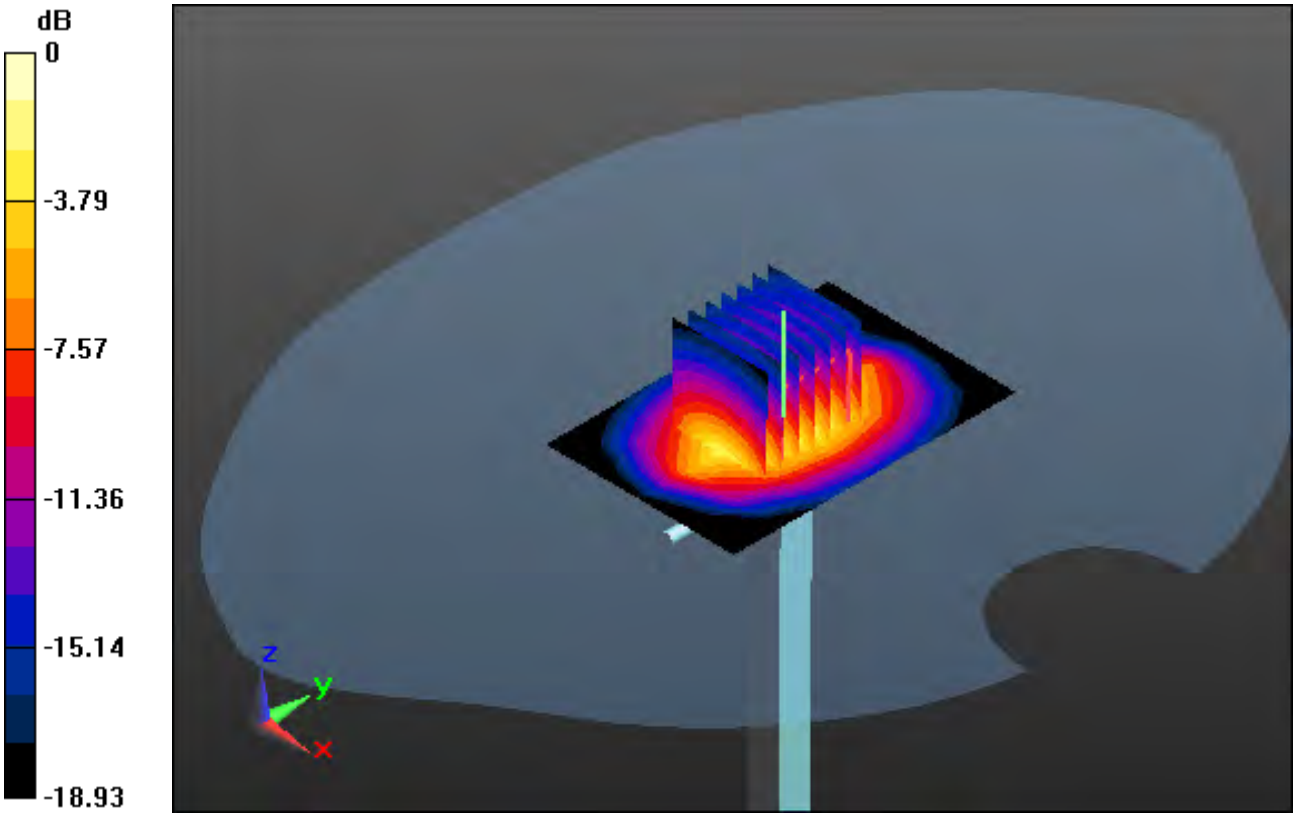

0 dB = 4.05 W/kg

DT&C Co., Ltd.

DUT: Dipole 1800 MHz; Type: D1800V2; Serial: D1800V2 - SN:2d202

Communication System: UID 0, CW (0); Frequency: 1800 MHz;Duty Cycle: 1:1
Medium parameters used: f = 1800 MHz; σ = 1.501 S/m; ε_r = 52.126; ρ = 1000 kg/m^3
Phantom section: Flat Section

DASY5 Configuration:
Probe: EX3DV4 - SN3933; ConvF(8.64, 8.64, 8.64); Calibrated: 9/27/2019 Electronics: DAE3 Sn520
Sensor-Surface: 2mm (Mechanical Surface Detection)
Phantom: SAM with CRP_2016_07_22_middle; Type: QD000P40CD; Serial: TP:1786
Measurement SW: DASY52, Version 52.10 (3); SEMCAD X Version 14.6.13 (7474)

Test Date: 2020-08-21; Ambient Temp: 21.7; Tissue Temp: 21.5

1800 MHz System Body Verification (100 mW)

Area Scan (5x7x1): Measurement grid: dx=15mm, dy=15mm
Zoom Scan (7x7x7)/Cube 0: Measurement grid: dx=5mm, dy=5mm, dz=5mm
Power Drift = 0.02 dB
Peak SAR (extrapolated) = 5.15 W/kg
SAR(1 g) = 3.91 W/kg; SAR(10 g) = 2.05 W/kg

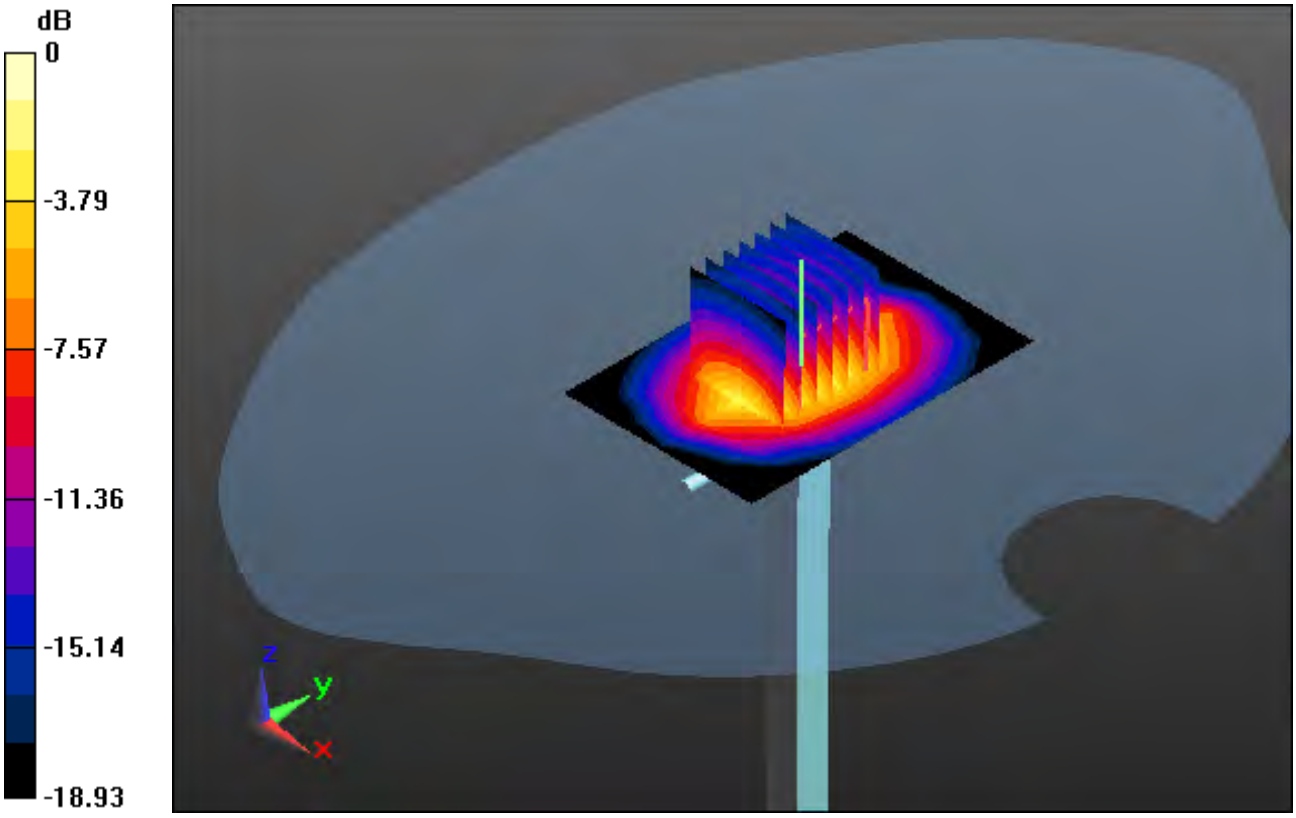

0 dB = 5.12 W/kg

DT&C Co., Ltd.

DUT: Dipole 1900 MHz; Type: D1900V2; Serial: D1900V2 - SN:5d176

Communication System: UID 0, CW (0); Frequency: 1900 MHz;Duty Cycle: 1:1
Medium parameters used: f = 1900 MHz; σ = 1.447 S/m; ε_r = 38.944; ρ = 1000 kg/m^3
Phantom section: Flat Section

DASY5 Configuration:
Probe: EX3DV4 - SN3933; ConvF(8.57, 8.57, 8.57); Calibrated: 9/27/2019 Electronics: DAE3 Sn520
Sensor-Surface: 2mm (Mechanical Surface Detection)
Phantom: SAM with CRP_2013_10_08_right; Type: QD000P40CD; Serial: TP:1785
Measurement SW: DASY52, Version 52.10 (3); SEMCAD X Version 14.6.13 (7474)

Test Date: 2020-08-18; Ambient Temp: 21.5; Tissue Temp: 20.9

1900 MHz System Head Verification (100 mW)

Area Scan (5x7x1): Measurement grid: dx=15mm, dy=15mm
Zoom Scan (7x7x7)/Cube 0: Measurement grid: dx=5mm, dy=5mm, dz=5mm
Power Drift = 0.04 dB
Peak SAR (extrapolated) = 7.1 W/kg
SAR(1 g) = 3.84 W/kg; SAR(10 g) = 2.01 W/kg

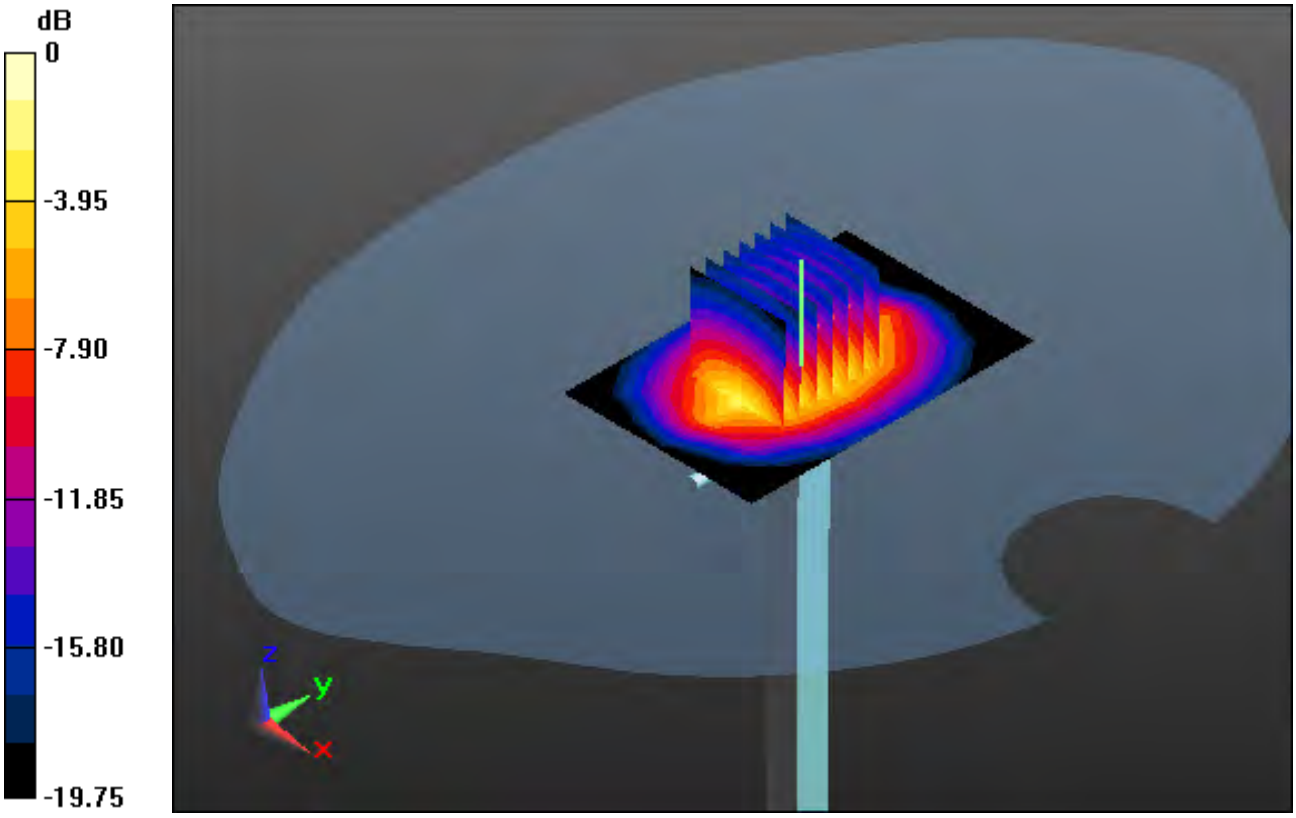

0 dB = 3.96 W/kg

DT&C Co., Ltd.

DUT: Dipole 1900 MHz; Type: D1900V2; Serial: D1900V2 - SN:5d176

Communication System: UID 0, CW (0); Frequency: 1900 MHz;Duty Cycle: 1:1
Medium parameters used: f = 1900 MHz; σ = 1.554 S/m; ε_r = 54.329; ρ = 1000 kg/m^3
Phantom section: Flat Section

DASY5 Configuration:
Probe: EX3DV4 - SN3933; ConvF(8.15, 8.15, 8.15); Calibrated: 9/27/2019 Electronics: DAE3 Sn520
Sensor-Surface: 2mm (Mechanical Surface Detection)
Phantom: SAM with CRP_2016_07_22_middle; Type: QD000P40CD; Serial: TP:1786
Measurement SW: DASY52, Version 52.10 (3); SEMCAD X Version 14.6.13 (7474)

Test Date: 2020-08-20; Ambient Temp: 21.4; Tissue Temp: 21.2

1900 MHz System Body Verification (100 mW)

Area Scan (5x7x1): Measurement grid: dx=15mm, dy=15mm
Zoom Scan (7x7x7)/Cube 0: Measurement grid: dx=5mm, dy=5mm, dz=5mm
Power Drift = 0.09 dB
Peak SAR (extrapolated) = 5.48 W/kg
SAR(1 g) = 4.02 W/kg; SAR(10 g) = 2.13 W/kg

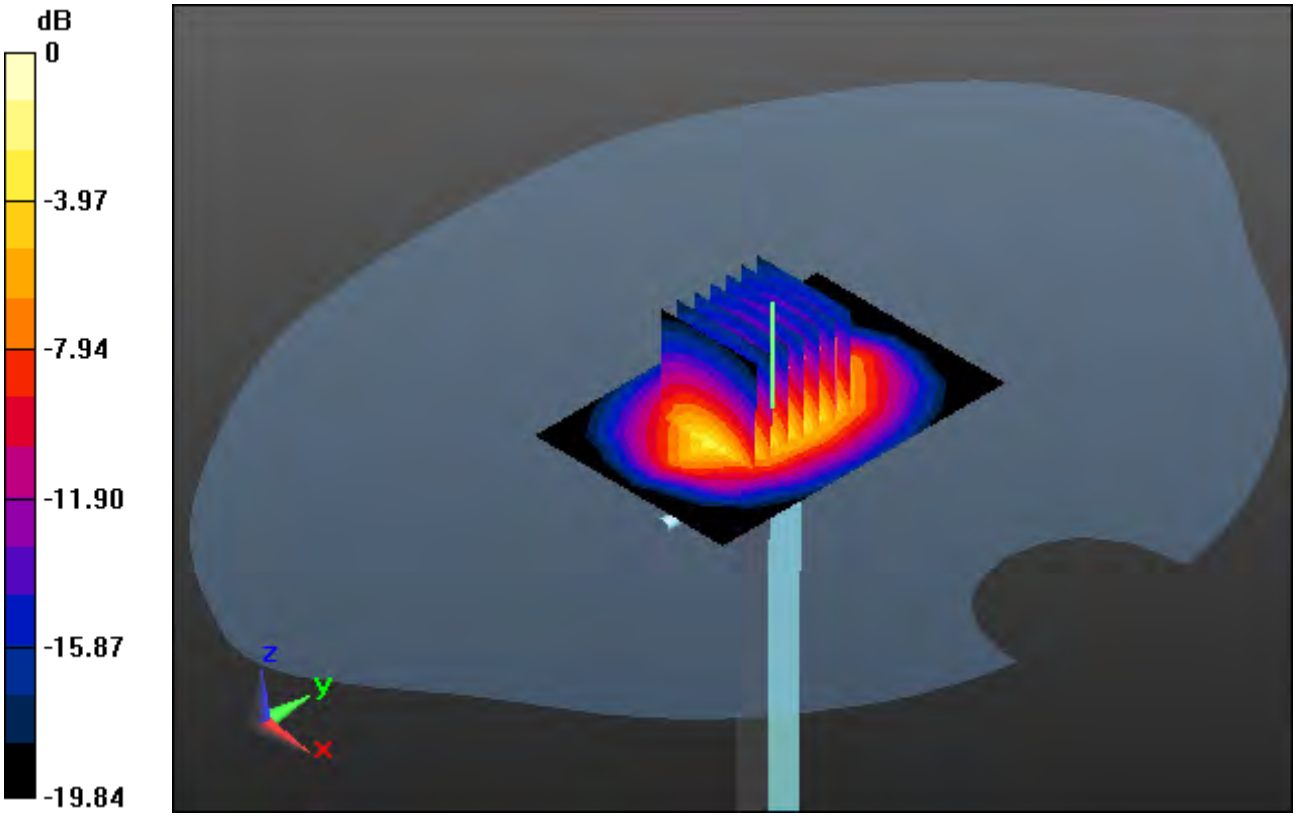

0 dB = 7.62 W/kg

DT&C Co., Ltd.

DUT: Dipole 2450 MHz; Type: D2450V2; Serial: D2450V2 - SN:726

Communication System: UID 0, CW; Frequency: 2450 MHz;Duty Cycle: 1:1
Medium parameters used: f = 2450 MHz; σ = 1.78 S/m; ε_r = 38.224; ρ = 1000 kg/m^3
Phantom section: Flat Section

DASY5 Configuration:
Probe: EX3DV4 - SN3933; ConvF(7.84, 7.84, 7.84); Calibrated: 9/27/2019 Electronics: DAE3 Sn520
Sensor-Surface: 2mm (Mechanical Surface Detection)
Phantom: SAM with CRP_2013_10_08_right; Type: QD000P40CD; Serial: TP:1785
Measurement SW: DASY52, Version 52.10 (3); SEMCAD X Version 14.6.13 (7474)

Test Date: 2020-08-24; Ambient Temp: 21.4; Tissue Temp: 21.1

2450 MHz System Head Verification (100 mW)

Area Scan (7x9x1): Measurement grid: dx=12mm, dy=12mm
Zoom Scan (7x7x7)/Cube 0: Measurement grid: dx=5mm, dy=5mm, dz=5mm
Power Drift = 0.02 dB
Peak SAR (extrapolated) = 11.4 W/kg
SAR(1 g) = 5.19 W/kg; SAR(10 g) = 2.46 W/kg

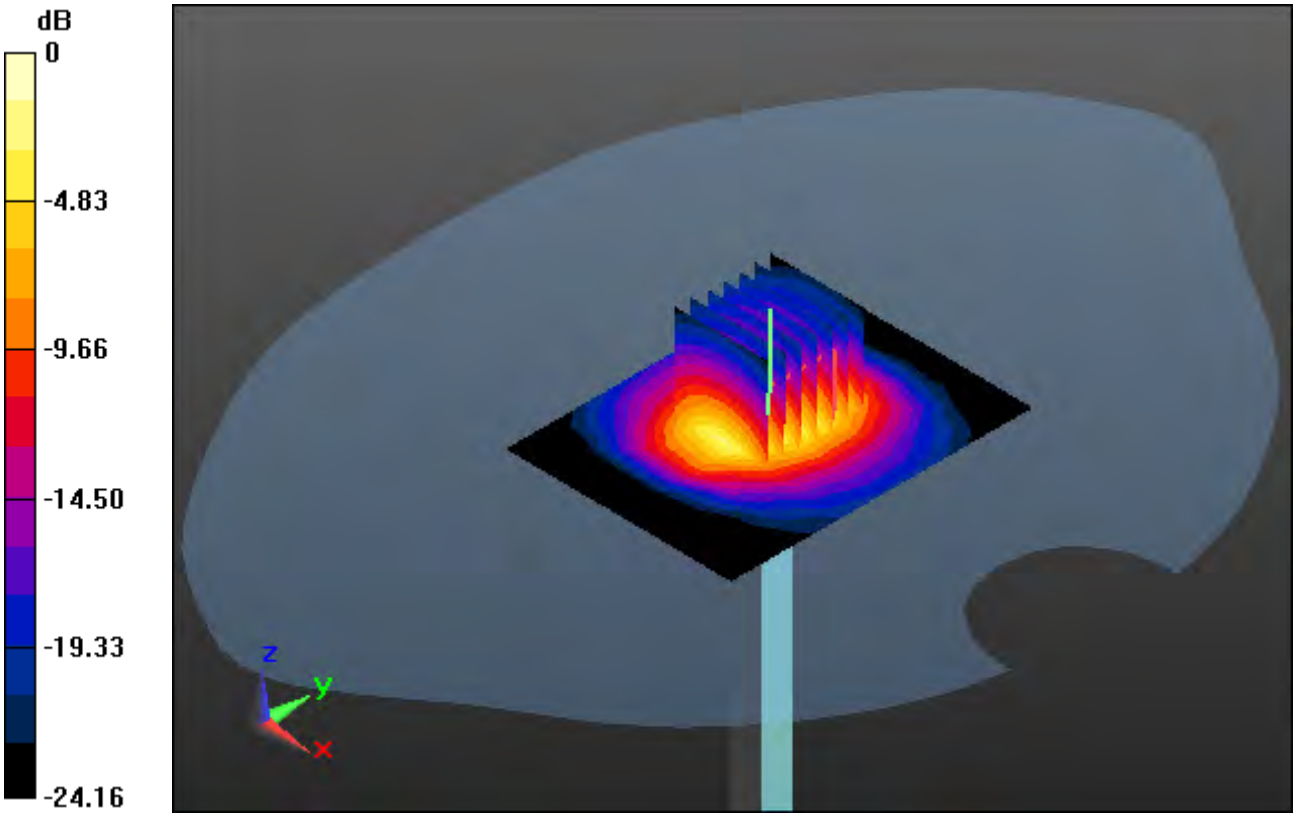

0 dB = 8.39 W/kg

DT&C Co., Ltd.

DUT: Dipole 2450 MHz; Type: D2450V2; Serial: D2450V2 - SN:726

Communication System: UID 0, CW; Frequency: 2450 MHz;Duty Cycle: 1:1
Medium parameters used: f = 2450 MHz; σ = 1.928 S/m; ε_r = 51.191; ρ = 1000 kg/m^3
Phantom section: Flat Section

DASY5 Configuration:
Probe: EX3DV4 - SN3933; ConvF(7.75, 7.75, 7.75); Calibrated: 9/27/2019 Electronics: DAE3 Sn520
Sensor-Surface: 2mm (Mechanical Surface Detection)
Phantom: SAM with CRP_2016_07_22_middle; Type: QD000P40CD; Serial: TP:1786
Measurement SW: DASY52, Version 52.10 (3); SEMCAD X Version 14.6.13 (7474)

Test Date: 2020-08-28; Ambient Temp: 21.5; Tissue Temp: 21.3

2450 MHz System Body Verification (100 mW)

Area Scan (7x9x1): Measurement grid: dx=12mm, dy=12mm
Zoom Scan (7x7x7)/Cube 0: Measurement grid: dx=5mm, dy=5mm, dz=5mm
Power Drift = 0.07 dB
Peak SAR (extrapolated) = 12.7 W/kg
SAR(1 g) = 5.06 W/kg; SAR(10 g) = 2.42 W/kg

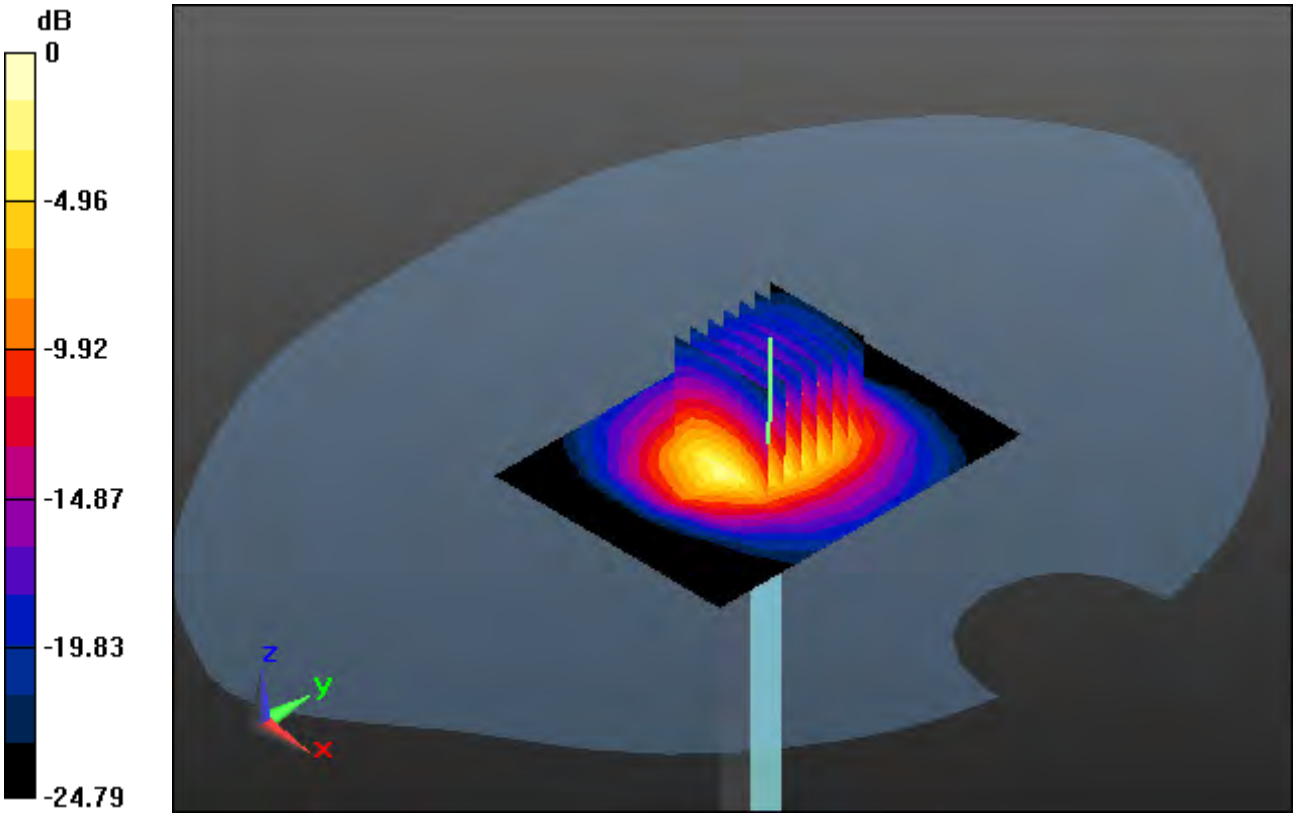

0 dB = 8.32 W/kg

DT&C Co., Ltd.

DUT: Dipole 2600 MHz; Type: D2600V2; Serial: D2600V2 - SN:1103

Communication System: UID 0, CW (0); Frequency: 2600 MHz;Duty Cycle: 1:1
Medium parameters used: f = 2600 MHz; σ = 1.949 S/m; ε_r = 38.865; ρ = 1000 kg/m^3
Phantom section: Flat Section

DASY5 Configuration:
Probe: EX3DV4 - SN3933; ConvF(7.62, 7.62, 7.62); Calibrated: 9/27/2019 Electronics: DAE3 Sn520
Sensor-Surface: 2mm (Mechanical Surface Detection)
Phantom: SAM with CRP_2013_10_08_right; Type: QD000P40CD; Serial: TP:1785
Measurement SW: DASY52, Version 52.10 (3); SEMCAD X Version 14.6.13 (7474)

Test Date: 2020-08-31; Ambient Temp: 21.7; Tissue Temp: 21.5

2600 MHz System Head Verification (100 mW)

Area Scan (6x8x1): Measurement grid: dx=12mm, dy=12mm
Zoom Scan (7x7x7)/Cube 0: Measurement grid: dx=5mm, dy=5mm, dz=5mm
Power Drift = 0.04 dB
Peak SAR (extrapolated) = 12.1 W/kg
SAR(1 g) = 5.71 W/kg; SAR(10 g) = 2.55 W/kg

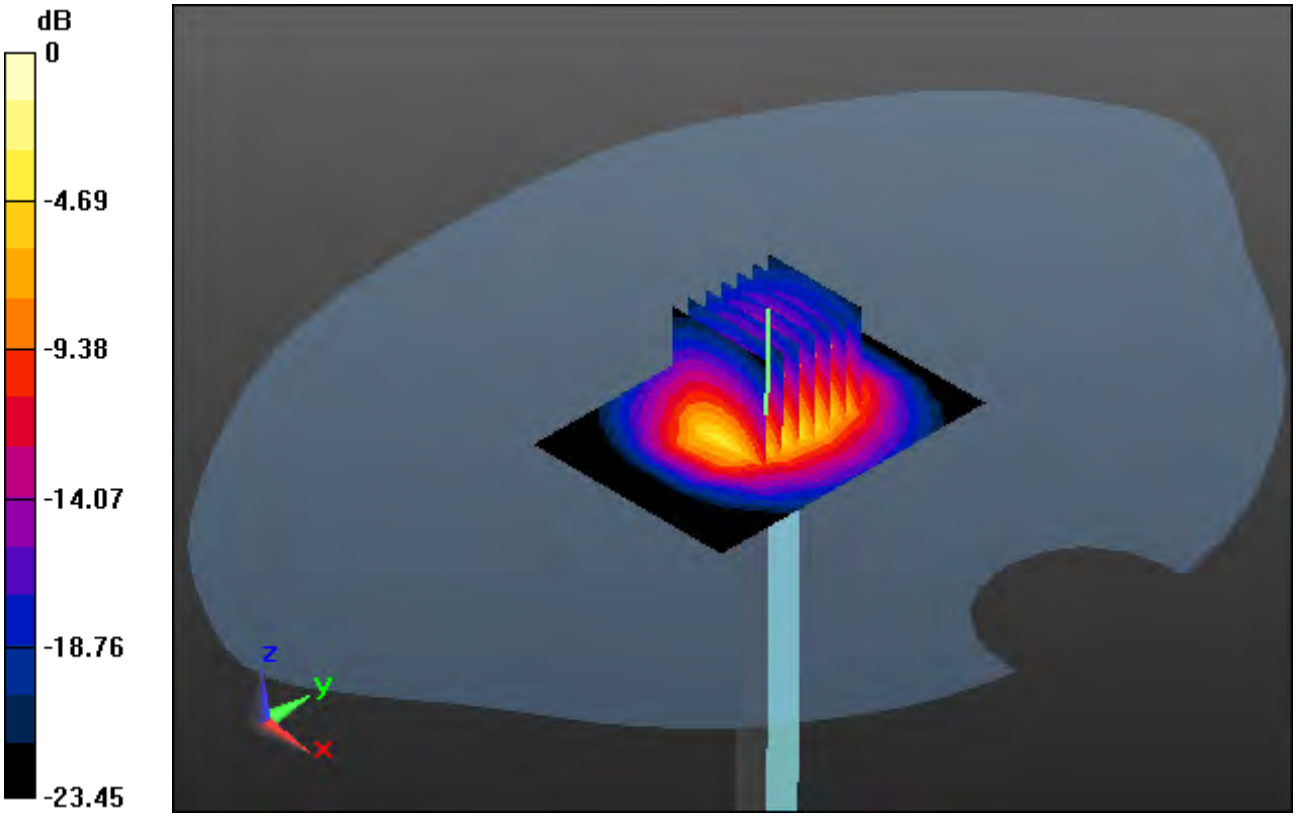

0 dB = 8.89 W/kg

DT&C Co., Ltd.

DUT: Dipole 2600 MHz; Type: D2600V2; Serial: D2600V2 - SN:1103

Communication System: UID 0, CW (0); Frequency: 2600 MHz;Duty Cycle: 1:1
Medium parameters used: f = 2600 MHz; σ = 2.1 S/m; ε_r = 50.858; ρ = 1000 kg/m^3
Phantom section: Flat Section

DASY5 Configuration:
Probe: EX3DV4 - SN3933; ConvF(7.57, 7.57, 7.57); Calibrated: 9/27/2019 Electronics: DAE3 Sn520
Sensor-Surface: 2mm (Mechanical Surface Detection)
Phantom: SAM with CRP_2016_07_22_middle; Type: QD000P40CD; Serial: TP:1786
Measurement SW: DASY52, Version 52.10 (3); SEMCAD X Version 14.6.13 (7474)

Test Date: 2020-08-31; Ambient Temp: 21.7; Tissue Temp: 21.4

2600 MHz System Body Verification (100 mW)

Area Scan (6x8x1): Measurement grid: dx=12mm, dy=12mm
Zoom Scan (7x7x7)/Cube 0: Measurement grid: dx=5mm, dy=5mm, dz=5mm
Power Drift = 0.01 dB
Peak SAR (extrapolated) = 11.6 W/kg
SAR(1 g) = 5.49 W/kg; SAR(10 g) = 2.45 W/kg

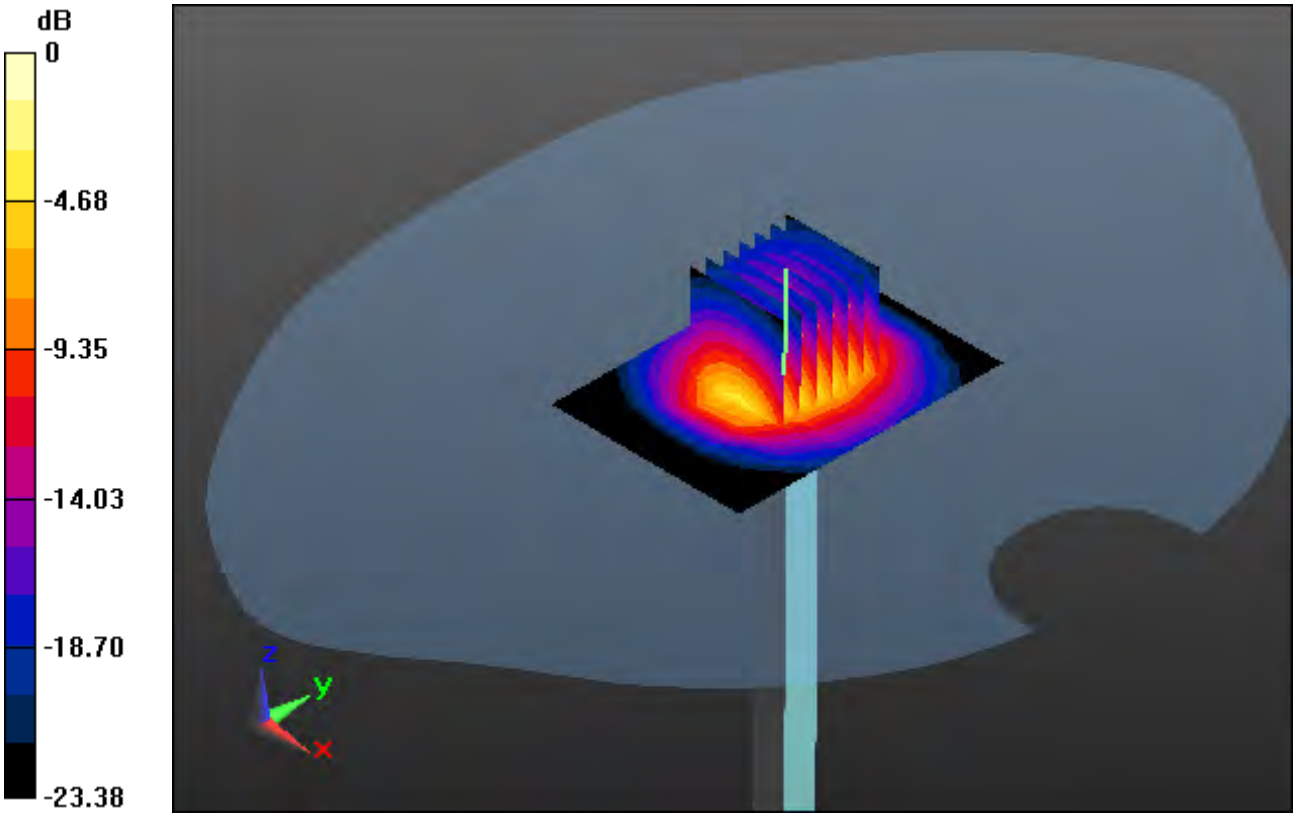

0 dB = 8.56 W/kg

DT&C Co., Ltd.

DUT: Dipole 5000 MHz; Type: D5GHzV2; Serial: D5GHzV2 - SN:1212

Communication System: UID 0, CW (0); Frequency: 5200 MHz; Duty Cycle: 1:1
Medium parameters used: f = 5200 MHz; σ = 5.411 S/m; ε_r = 47.27; ρ = 1000 kg/m^3
Phantom section: Flat Section

DASY5 Configuration:
Probe: EX3DV4 - SN3866; ConvF(4.7, 4.7, 4.7); Calibrated: 5/27/2020 Electronics: DAE4 Sn1392
Sensor-Surface: 1.4mm (Mechanical Surface Detection)
Phantom: SAM-twin middle_2013_09_24; Type: QD000P40CD; Serial: 1782
Measurement SW: DASY52, Version 52.10 (3); SEMCAD X Version 14.6.13 (7474)

Test Date: 2020-08-20; Ambient Temp: 21.8; Tissue Temp: 21.5

5200 MHz System Body Verification (100 mW)

Area Scan (7x8x1): Measurement grid: dx=10mm, dy=10mm
Zoom Scan (8x8x7)/Cube 0: Measurement grid: dx=4mm, dy=4mm, dz=1.4mm, Graded Ratio: 1.4
Power Drift = 0.03 dB
Peak SAR (extrapolated) = 32.9 W/kg
SAR(1 g) = 7.60 W/kg; SAR(10 g) = 2.14 W/kg

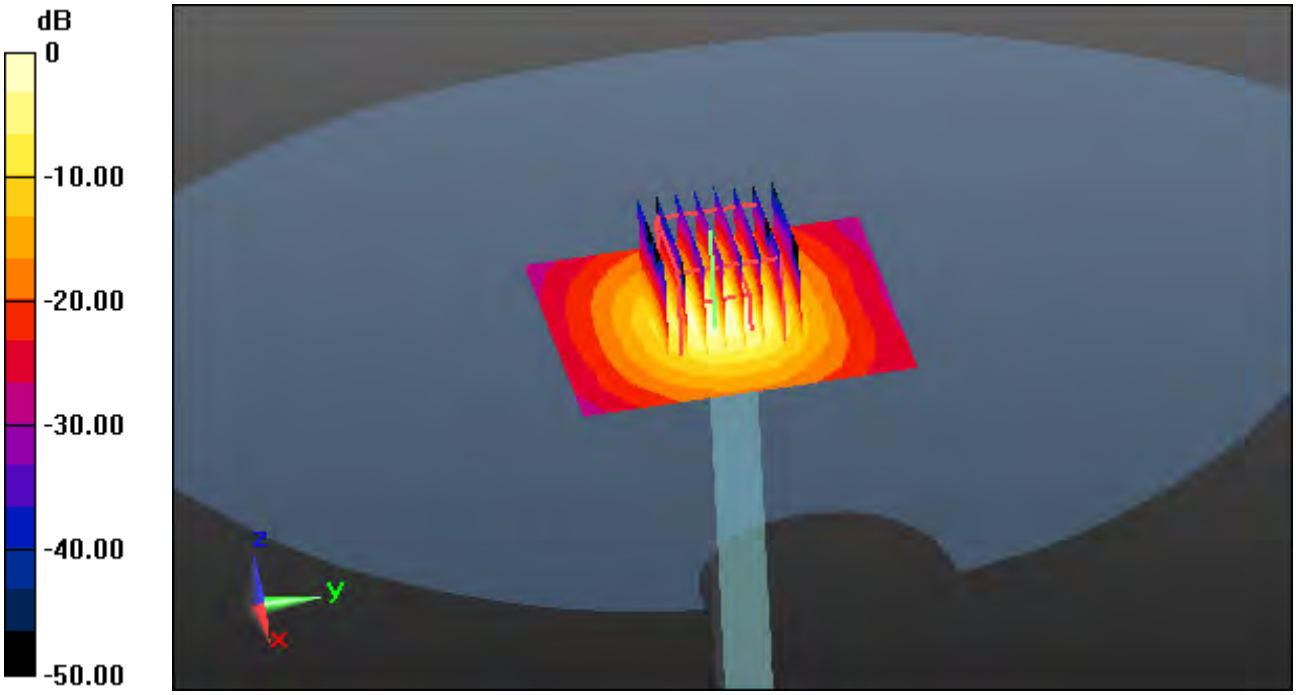

0 dB = 17.1 W/kg

DT&C Co., Ltd.

DUT: Dipole 5000 MHz; Type: D5GHzV2; Serial: D5GHzV2 - SN:1212

Communication System: UID 0, CW (0); Frequency: 5300 MHz;Duty Cycle: 1:1
Medium parameters used: f = 5300 MHz; σ = 4.863 S/m; ε_r = 35.035; ρ = 1000 kg/m^3
Phantom section: Flat Section

DASY5 Configuration:
Probe: EX3DV4 - SN3933; ConvF(5.1, 5.1, 5.1); Calibrated: 9/27/2019 Electronics: DAE3 Sn520
Sensor-Surface: 1.4mm (Mechanical Surface Detection)
Phantom: SAM with CRP_2013_10_08_right; Type: QD000P40CD; Serial: TP:1785
Measurement SW: DASY52, Version 52.10 (3); SEMCAD X Version 14.6.13 (7474)

Test Date: 2020-08-25; Ambient Temp: 21.3; Tissue Temp: 21.0

5300 MHz System Head Verification (100 mW)

Area Scan (7x8x1): Measurement grid: dx=10mm, dy=10mm
Zoom Scan (8x8x7)/Cube 0: Measurement grid: dx=4mm, dy=4mm, dz=1.4mm, Graded Ratio:1.4
Power Drift = 0.03 dB
Peak SAR (extrapolated) = 35.4 W/kg
SAR(1 g) = 8.29 W/kg; SAR(10 g) = 2.36 W/kg

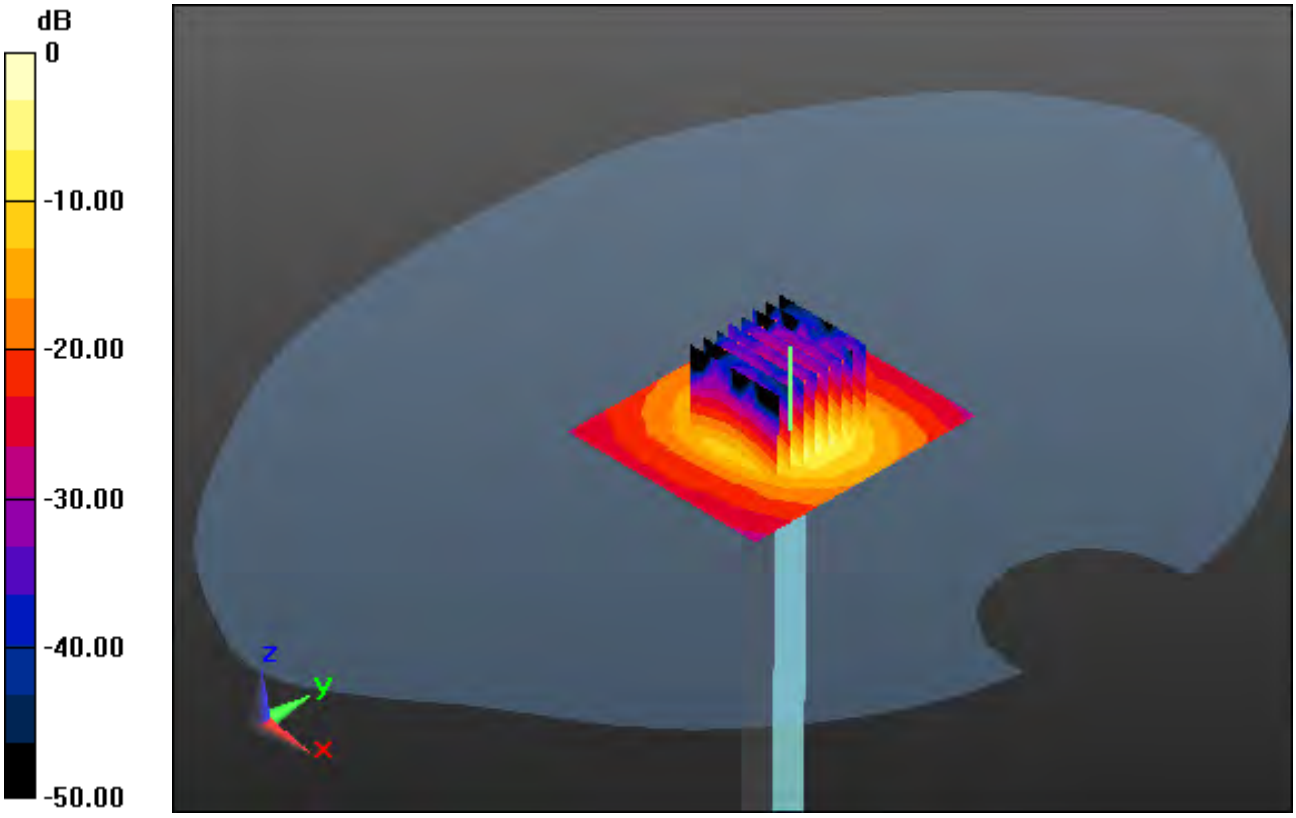

0 dB = 19.2 W/kg

DT&C Co., Ltd.

DUT: Dipole 5000 MHz; Type: D5GHzV2; Serial: D5GHzV2 - SN:1212

Communication System: UID 0, CW (0); Frequency: 5300 MHz; Duty Cycle: 1:1
Medium parameters used: f = 5300 MHz; σ = 5.54 S/m; ε_r = 48.358; ρ = 1000 kg/m^3
Phantom section: Flat Section

DASY5 Configuration:
Probe: EX3DV4 - SN3866; ConvF(4.51, 4.51, 4.51); Calibrated: 5/27/2020 Electronics: DAE4 Sn1392
Sensor-Surface: 1.4mm (Mechanical Surface Detection)
Phantom: SAM-twin middle_2013_09_24; Type: QD000P40CD; Serial: 1782
Measurement SW: DASY52, Version 52.10 (3); SEMCAD X Version 14.6.13 (7474)

Test Date: 2020-08-21; Ambient Temp: 21.6; Tissue Temp: 21.7

5300 MHz System Body Verification (100 mW)

Area Scan (7x8x1): Measurement grid: dx=10mm, dy=10mm
Zoom Scan (8x8x7)/Cube 0: Measurement grid: dx=4mm, dy=4mm, dz=1.4mm, Graded Ratio: 1.4
Power Drift = -0.05 dB
Peak SAR (extrapolated) = 31.7 W/kg
SAR(1 g) = 7.51 W/kg; SAR(10 g) = 2.09 W/kg

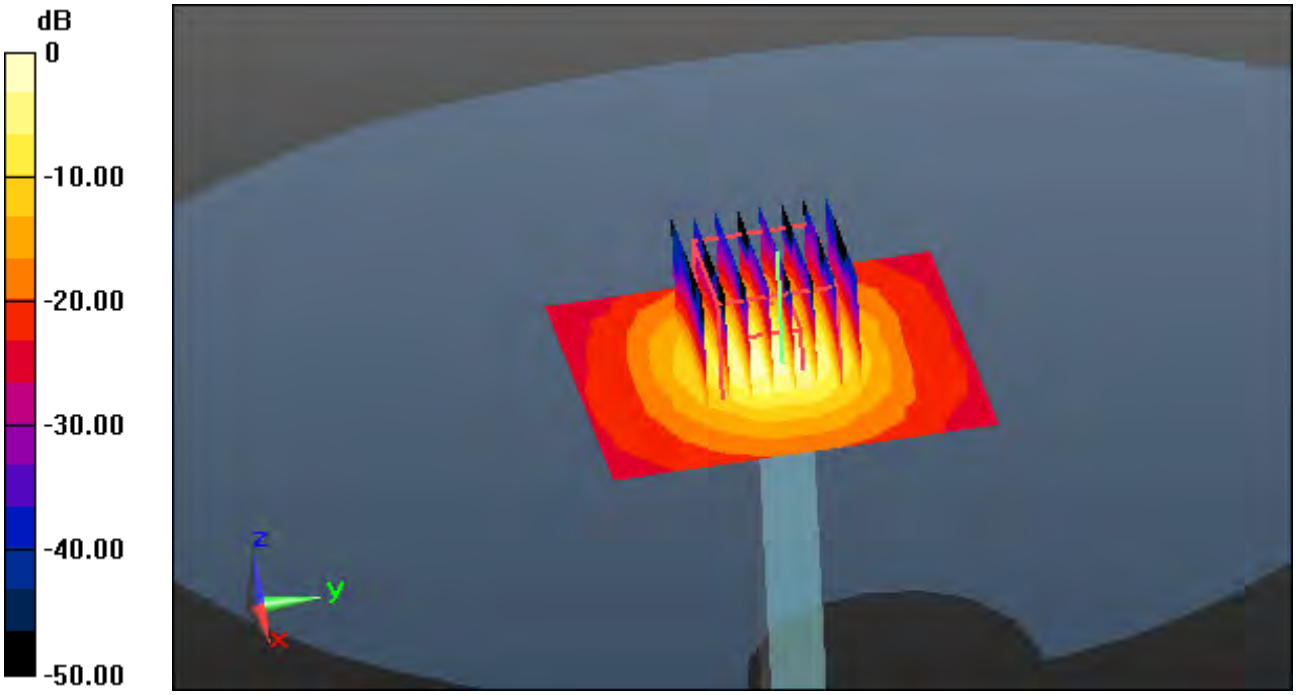

0 dB = 19.2 W/kg

DT&C Co., Ltd.

DUT: Dipole 5000 MHz; Type: D5GHzV2; Serial: D5GHzV2 - SN:1212

Communication System: UID 0, CW (0); Frequency: 5500 MHz;Duty Cycle: 1:1
Medium parameters used: f = 5500 MHz; σ = 5.121 S/m; ε_r = 35.016; ρ = 1000 kg/m^3
Phantom section: Flat Section

DASY5 Configuration:
Probe: EX3DV4 - SN3933; ConvF(4.95, 4.95, 4.95); Calibrated: 9/27/2019 Electronics: DAE3 Sn520
Sensor-Surface: 1.4mm (Mechanical Surface Detection)
Phantom: SAM with CRP_2013_10_08_right; Type: QD000P40CD; Serial: TP:1785
Measurement SW: DASY52, Version 52.10 (3); SEMCAD X Version 14.6.13 (7474)

Test Date: 2020-08-26; Ambient Temp: 21.6; Tissue Temp: 21.3

5500 MHz System Head Verification (100 mW)

Area Scan (7x8x1): Measurement grid: dx=10mm, dy=10mm
Zoom Scan (8x8x7)/Cube 0: Measurement grid: dx=4mm, dy=4mm, dz=1.4mm, Graded Ratio:1.4
Power Drift = -0.07 dB
Peak SAR (extrapolated) = 38.6 W/kg
SAR(1 g) = 8.84 W/kg; SAR(10 g) = 2.51 W/kg

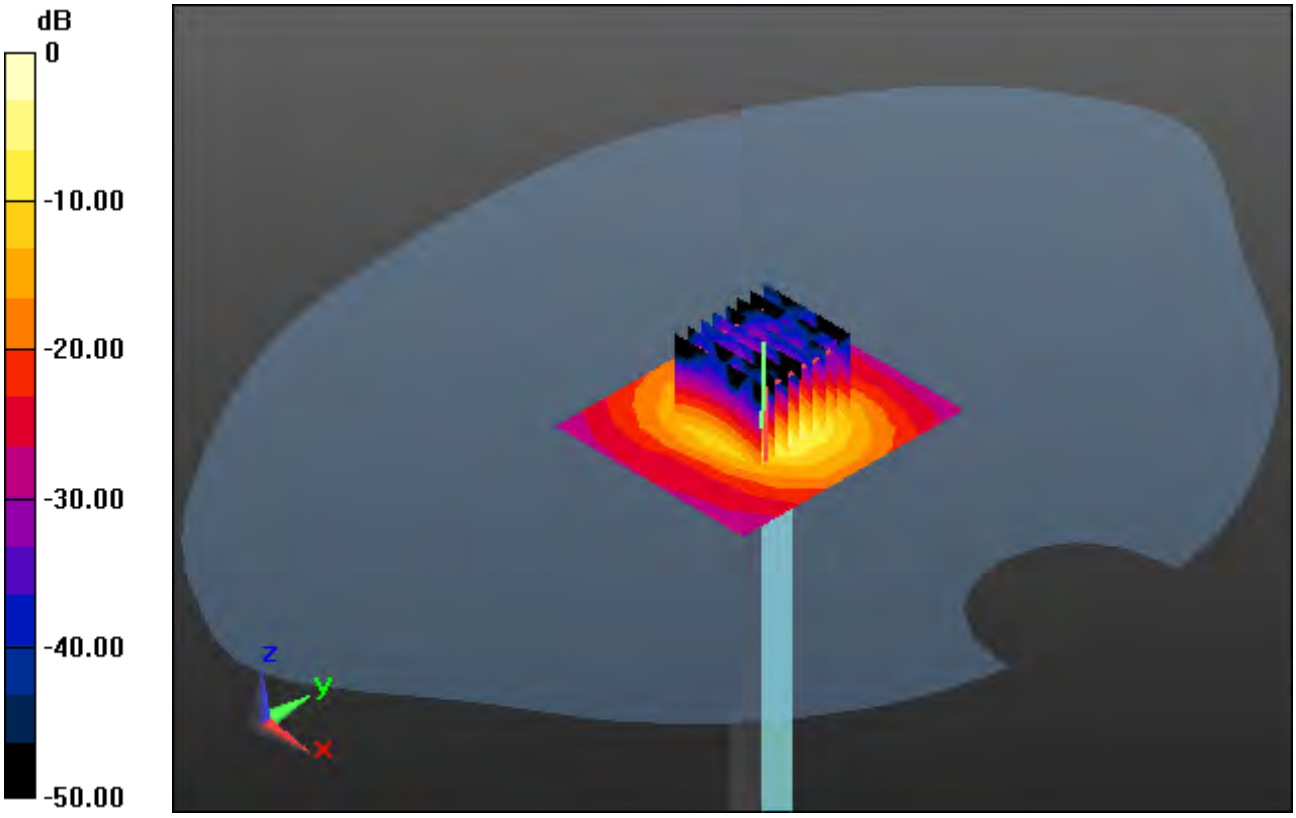

0 dB = 19.9 W/kg

DT&C Co., Ltd.

DUT: Dipole 5000 MHz; Type: D5GHzV2; Serial: D5GHzV2 - SN:1212

Communication System: UID 0, CW (0); Frequency: 5500 MHz; Duty Cycle: 1:1
Medium parameters used: f = 5500 MHz; σ = 5.794 S/m; ε_r = 46.753; ρ = 1000 kg/m^3
Phantom section: Flat Section

DASY5 Configuration:
Probe: EX3DV4 - SN3866; ConvF(4.03, 4.03, 4.03); Calibrated: 5/27/2020 Electronics: DAE4 Sn1392
Sensor-Surface: 1.4mm (Mechanical Surface Detection)
Phantom: SAM-twin middle_2013_09_24; Type: QD000P40CD; Serial: 1782
Measurement SW: DASY52, Version 52.10 (3); SEMCAD X Version 14.6.13 (7474)

Test Date: 2020-08-24; Ambient Temp: 20.9; Tissue Temp: 21.0

5500 MHz System Body Verification (100 mW)

Area Scan (7x8x1): Measurement grid: dx=10mm, dy=10mm
Zoom Scan (8x8x7)/Cube 0: Measurement grid: dx=4mm, dy=4mm, dz=1.4mm, Graded Ratio: 1.4
Power Drift = 0.04 dB
Peak SAR (extrapolated) = 32.7 W/kg
SAR(1 g) = 7.88 W/kg; SAR(10 g) = 2.17 W/kg

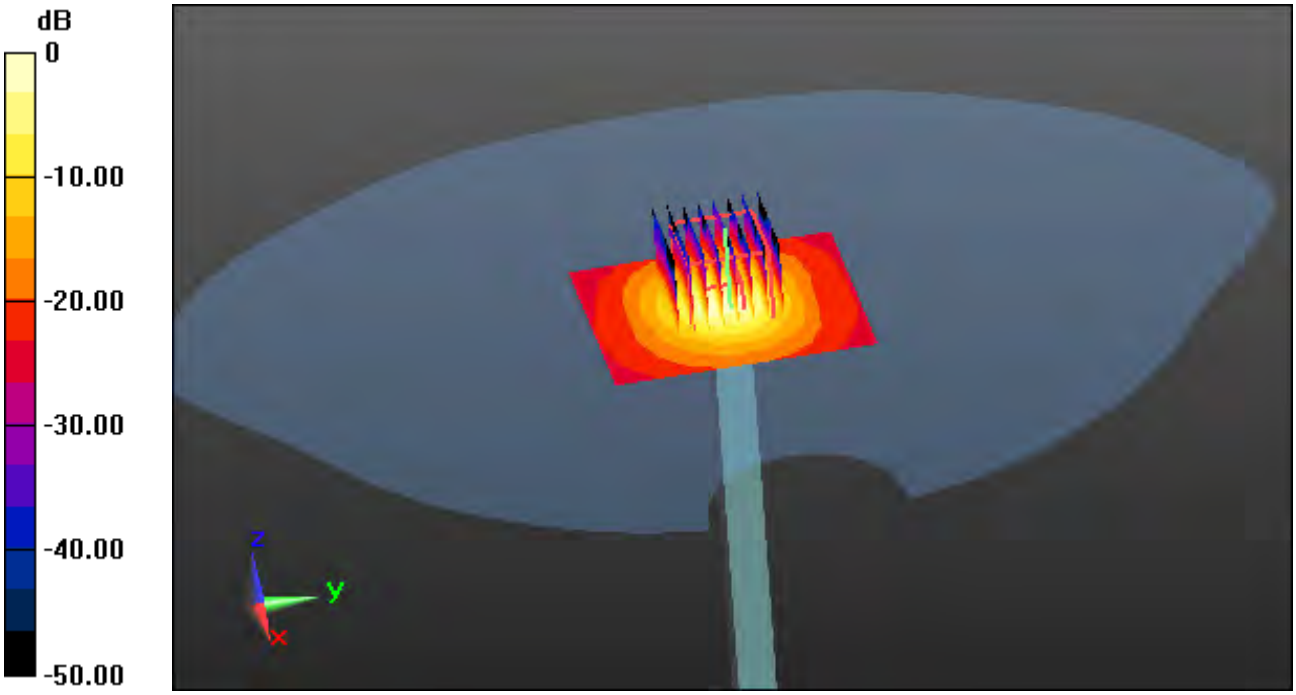

0 dB = 20.1 W/kg

DT&C Co., Ltd.

DUT: Dipole 5000 MHz; Type: D5GHzV2; Serial: D5GHzV2 - SN:1212

Communication System: UID 0, CW (0); Frequency: 5600 MHz;Duty Cycle: 1:1
Medium parameters used: f = 5600 MHz; σ = 5.242 S/m; ε_r = 34.849; ρ = 1000 kg/m^3
Phantom section: Flat Section

DASY5 Configuration:
Probe: EX3DV4 - SN3933; ConvF(4.8, 4.8, 4.8); Calibrated: 9/27/2019 Electronics: DAE3 Sn520
Sensor-Surface: 1.4mm (Mechanical Surface Detection)
Phantom: SAM with CRP_2013_10_08_right; Type: QD000P40CD; Serial: TP:1785
Measurement SW: DASY52, Version 52.10 (3); SEMCAD X Version 14.6.13 (7474)

Test Date: 2020-08-26; Ambient Temp: 21.6; Tissue Temp: 21.3

5600 MHz System Head Verification (100 mW)

Area Scan (7x8x1): Measurement grid: dx=10mm, dy=10mm
Zoom Scan (8x8x7)/Cube 0: Measurement grid: dx=4mm, dy=4mm, dz=1.4mm, Graded Ratio:1.4
Power Drift = 0.09 dB
Peak SAR (extrapolated) = 36.9 W/kg
SAR(1 g) = 8.54 W/kg; SAR(10 g) = 2.43 W/kg

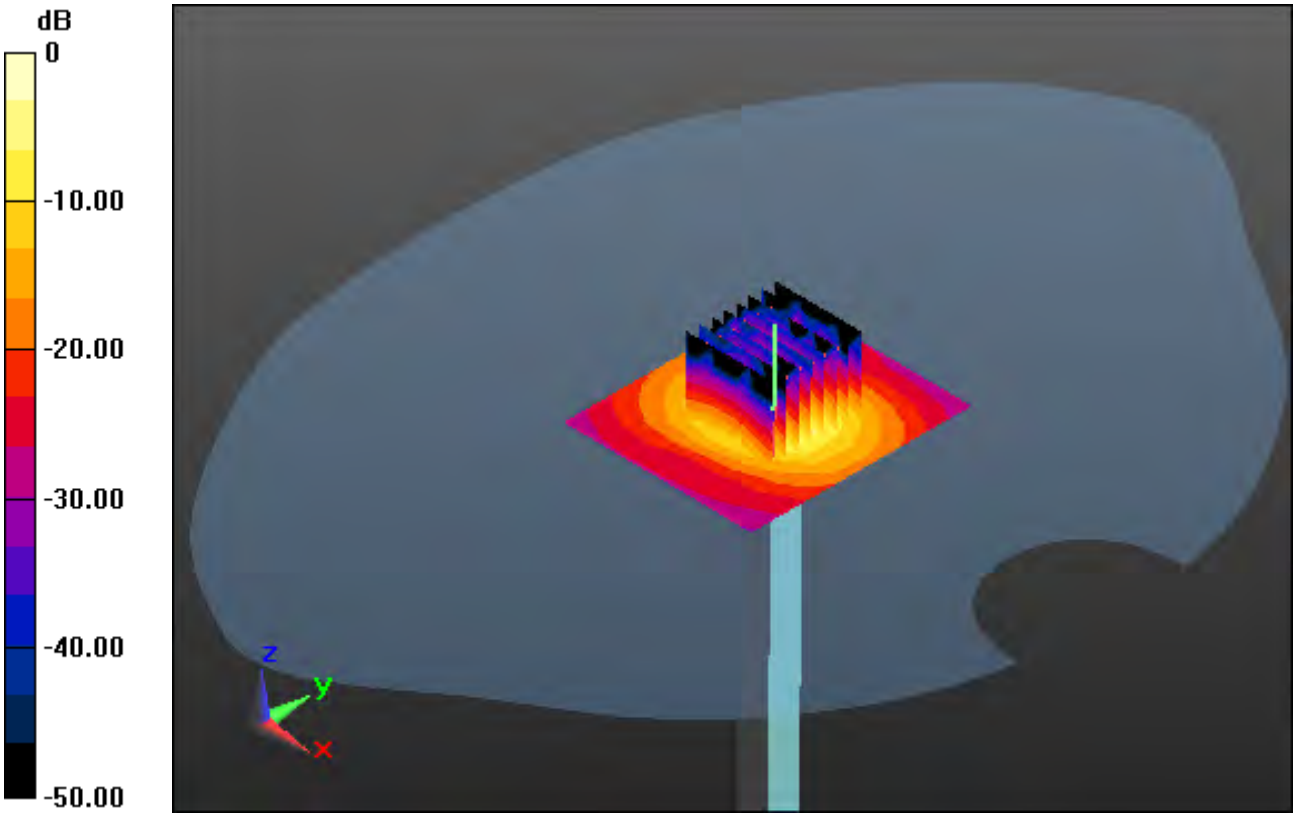

0 dB = 20.3 W/kg

DT&C Co., Ltd.

DUT: Dipole 5000 MHz; Type: D5GHzV2; Serial: D5GHzV2 - SN:1212

Communication System: UID 0, CW (0); Frequency: 5600 MHz; Duty Cycle: 1:1
Medium parameters used: f = 5600 MHz; σ = 5.928 S/m; ε_r = 46.556; ρ = 1000 kg/m^3
Phantom section: Flat Section

DASY5 Configuration:
Probe: EX3DV4 - SN3866; ConvF(3.87, 3.87, 3.87); Calibrated: 5/27/2020 Electronics: DAE4 Sn1392
Sensor-Surface: 1.4mm (Mechanical Surface Detection)
Phantom: SAM-twin middle_2013_09_24; Type: QD000P40CD; Serial: 1782
Measurement SW: DASY52, Version 52.10 (3); SEMCAD X Version 14.6.13 (7474)

Test Date: 2020-08-24; Ambient Temp: 20.9; Tissue Temp: 21.0

5600 MHz System Body Verification (100 mW)

Area Scan (7x8x1): Measurement grid: dx=10mm, dy=10mm
Zoom Scan (8x8x7)/Cube 0: Measurement grid: dx=4mm, dy=4mm, dz=1.4mm, Graded Ratio: 1.4
Power Drift = 0.07 dB
Peak SAR (extrapolated) = 33.1 W/kg
SAR(1 g) = 8.06 W/kg; SAR(10 g) = 2.24 W/kg

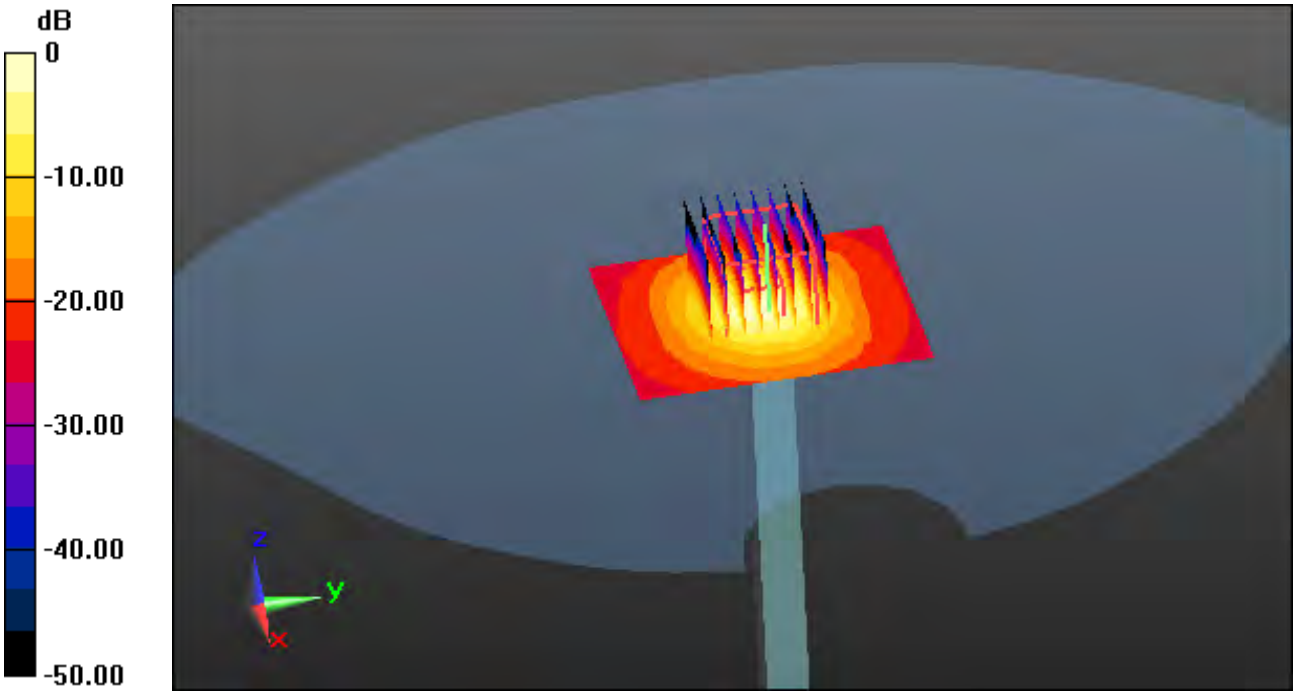

0 dB = 20.3 W/kg

DT&C Co., Ltd.

DUT: Dipole 5000 MHz; Type: D5GHzV2; Serial: D5GHzV2 - SN:1212

Communication System: UID 0, CW (0); Frequency: 5800 MHz;Duty Cycle: 1:1
Medium parameters used: f = 5800 MHz; σ = 5.46 S/m; ε_r = 34.042; ρ = 1000 kg/m^3
Phantom section: Flat Section

DASY5 Configuration:
Probe: EX3DV4 - SN3933; ConvF(4.75, 4.75, 4.75); Calibrated: 9/27/2019 Electronics: DAE3 Sn520
Sensor-Surface: 1.4mm (Mechanical Surface Detection)
Phantom: SAM with CRP_2013_10_08_right; Type: QD000P40CD; Serial: TP:1785
Measurement SW: DASY52, Version 52.10 (3); SEMCAD X Version 14.6.13 (7474)

Test Date: 2020-08-27; Ambient Temp: 21.4; Tissue Temp: 21.2

5800 MHz System Head Verification (100 mW)

Area Scan (7x8x1): Measurement grid: dx=10mm, dy=10mm
Zoom Scan (8x8x7)/Cube 0: Measurement grid: dx=4mm, dy=4mm, dz=1.4mm, Graded Ratio:1.4
Power Drift = 0.06 dB
Peak SAR (extrapolated) = 34.8 W/kg
SAR(1 g) = 8.44 W/kg; SAR(10 g) = 2.37 W/kg

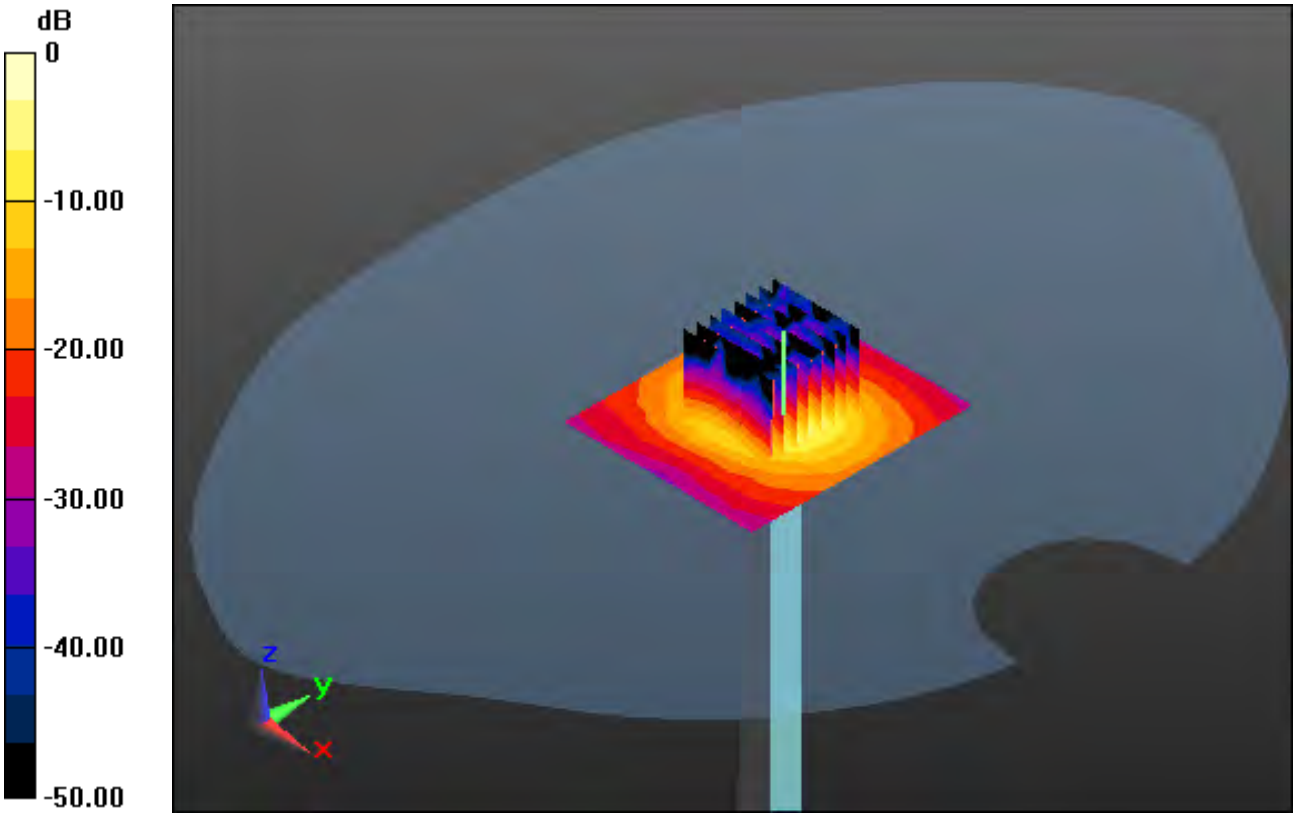

0 dB = 18.7 W/kg

DT&C Co., Ltd.

DUT: Dipole 5000 MHz; Type: D5GHzV2; Serial: D5GHzV2 - SN:1212

Communication System: UID 0, CW (0); Frequency: 5800 MHz; Duty Cycle: 1:1
Medium parameters used: f = 5800 MHz; σ = 6.028 S/m; ε_r = 47.045; ρ = 1000 kg/m^3
Phantom section: Flat Section

DASY5 Configuration:
Probe: EX3DV4 - SN3866; ConvF(4, 4, 4); Calibrated: 5/27/2020 Electronics: DAE4 Sn1392
Sensor-Surface: 1.4mm (Mechanical Surface Detection)
Phantom: SAM-twin middle_2013_09_24; Type: QD000P40CD; Serial: 1782
Measurement SW: DASY52, Version 52.10 (3); SEMCAD X Version 14.6.13 (7474)

Test Date: 2020-08-25; Ambient Temp: 20.6; Tissue Temp: 20.5

5800 MHz System Body Verification (100 mW)

Area Scan (7x8x1): Measurement grid: dx=10mm, dy=10mm
Zoom Scan (8x8x7)/Cube 0: Measurement grid: dx=4mm, dy=4mm, dz=1.4mm, Graded Ratio: 1.4
Power Drift = -0.06 dB
Peak SAR (extrapolated) = 29.8 W/kg
SAR(1 g) = 7.56 W/kg; SAR(10 g) = 2.08 W/kg

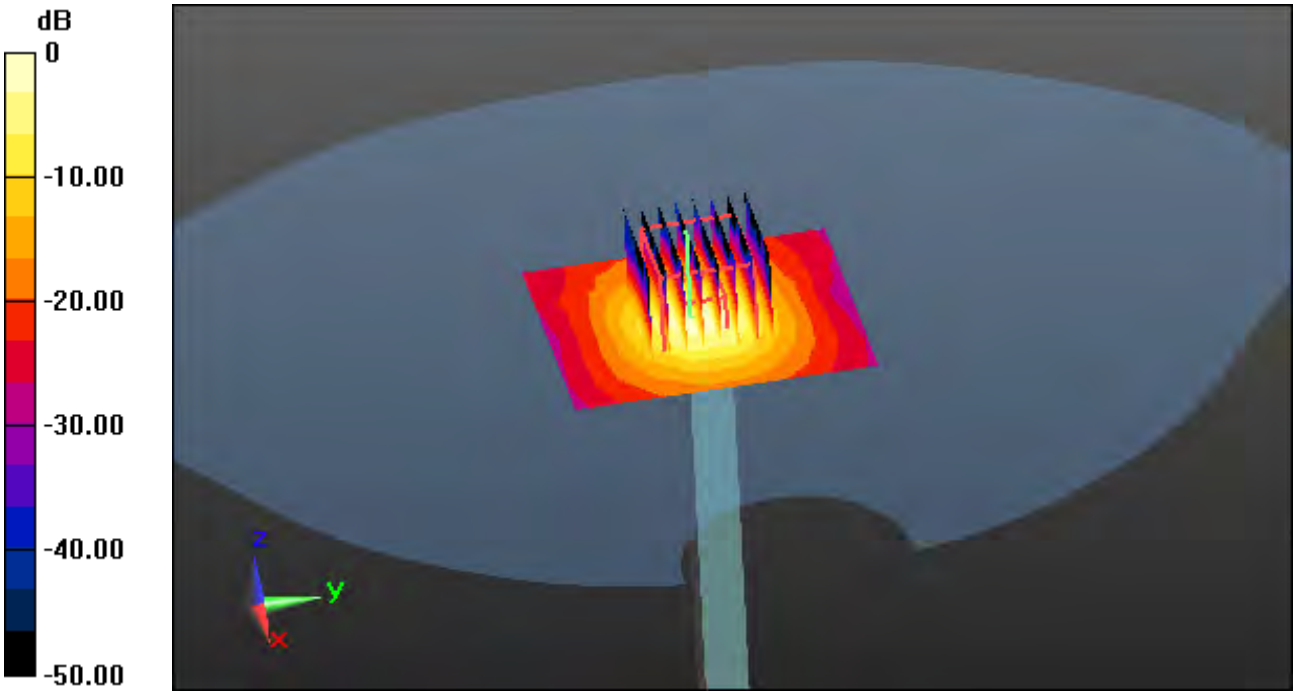

0 dB = 18.8 W/kg

DT&C Co., Ltd.

DUT: LM-F100EMW; Type: Bar;

Communication System: UID 0, GSM 850 (0); Frequency: 836.6 MHz; Duty Cycle: 1:8.3
Medium parameters used: f = 836.6 MHz; σ = 0.885 S/m; ε_r = 40.558; ρ = 1000 kg/m^3
Phantom section: Left Section

DASY5 Configuration:
Probe: ES3DV3 - SN3328; ConvF(6.19, 6.19, 6.19); Calibrated: 3/25/2020 Electronics: DAE4 Sn1392
Sensor-Surface: 3mm (Mechanical Surface Detection)
Phantom: SAM-twin right_2013_09_24; Type: QD000P40CD; Serial: TP:1783
Measurement SW: DASY52, Version 52.10 (3); SEMCAD X Version 14.6.13 (7474)

Test Date: 2020-08-13; Ambient Temp: 20.9; Tissue Temp: 21.1

Left Touch, GSM850 Ch. 190, Ant Internal, Standard Battery

Area Scan (9x14x1): Measurement grid: dx=15mm, dy=15mm
Zoom Scan (5x5x7)/Cube 0: Measurement grid: dx=8mm, dy=8mm, dz=5mm
Power Drift = 0.09 dB
Peak SAR (extrapolated) = 0.0180 W/kg
SAR(1 g) = 0.00689 W/kg; SAR(10 g) = 0.00419 W/kg

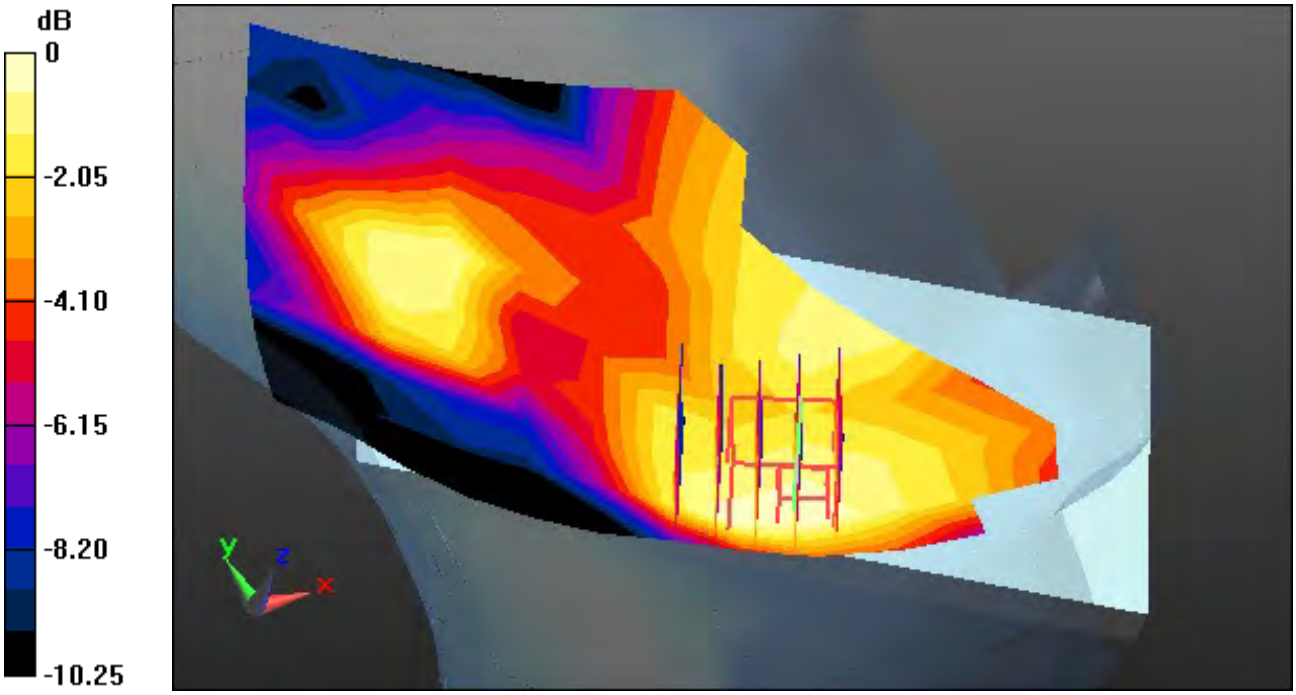

0 dB = 0.00823 W/kg

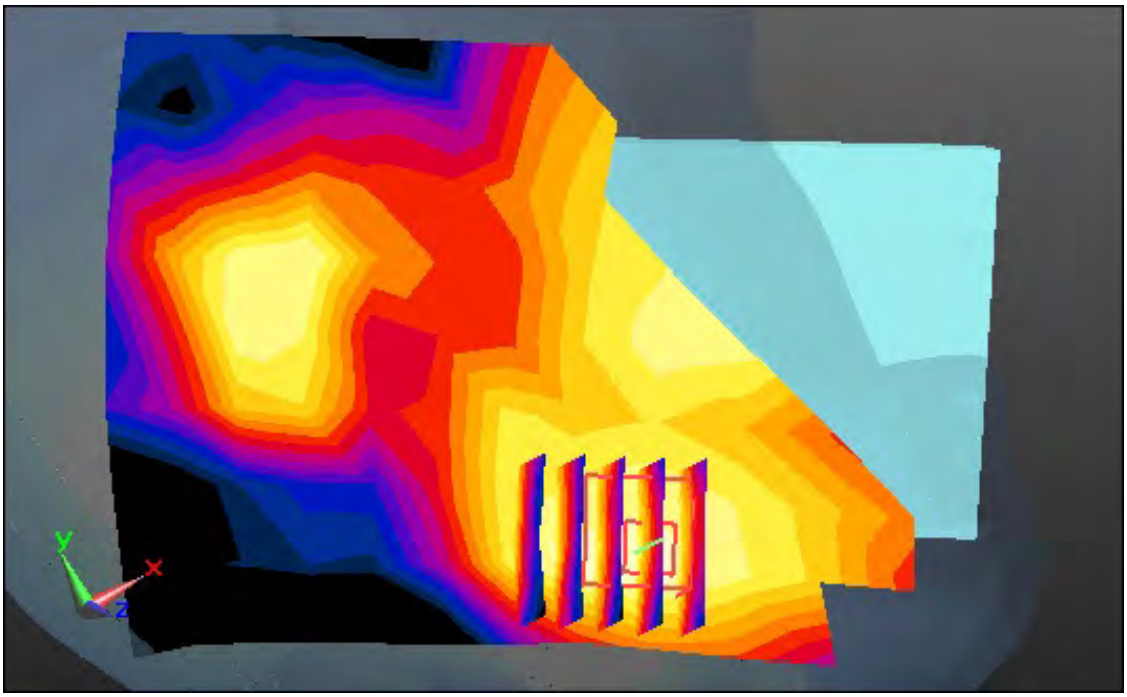

Enlarged Plot for A1

DT&C Co., Ltd.

DUT: LM-F100EMW; Type: Bar;

Communication System: UID 0, GSM 850_4 Tx (0); Frequency: 836.6 MHz; Duty Cycle: 1:2.075
Medium parameters used: f = 836.6 MHz; σ = 0.885 S/m; ε_r = 40.558; ρ = 1000 kg/m^3
Phantom section: Left Section

DASY5 Configuration:
Probe: ES3DV3 - SN3328; ConvF(6.19, 6.19, 6.19); Calibrated: 3/25/2020 Electronics: DAE4 Sn1392
Sensor-Surface: 3mm (Mechanical Surface Detection)
Phantom: SAM-twin right_2013_09_24; Type: QD000P40CD; Serial: TP:1783
Measurement SW: DASY52, Version 52.10 (3); SEMCAD X Version 14.6.13 (7474)

Test Date: 2020-08-13; Ambient Temp: 20.9; Tissue Temp: 21.1

Left Touch, GSM850 GPRS 4 Tx Ch. 190, Ant Internal, Standard Battery

Swivel Mode

Area Scan (14x14x1): Measurement grid: dx=15mm, dy=15mm
Zoom Scan (5x5x7)/Cube 0: Measurement grid: dx=8mm, dy=8mm, dz=5mm
Power Drift = 0.08 dB
Peak SAR (extrapolated) = 0.0470 W/kg
SAR(1 g) = 0.035 W/kg; SAR(10 g) = 0.026 W/kg

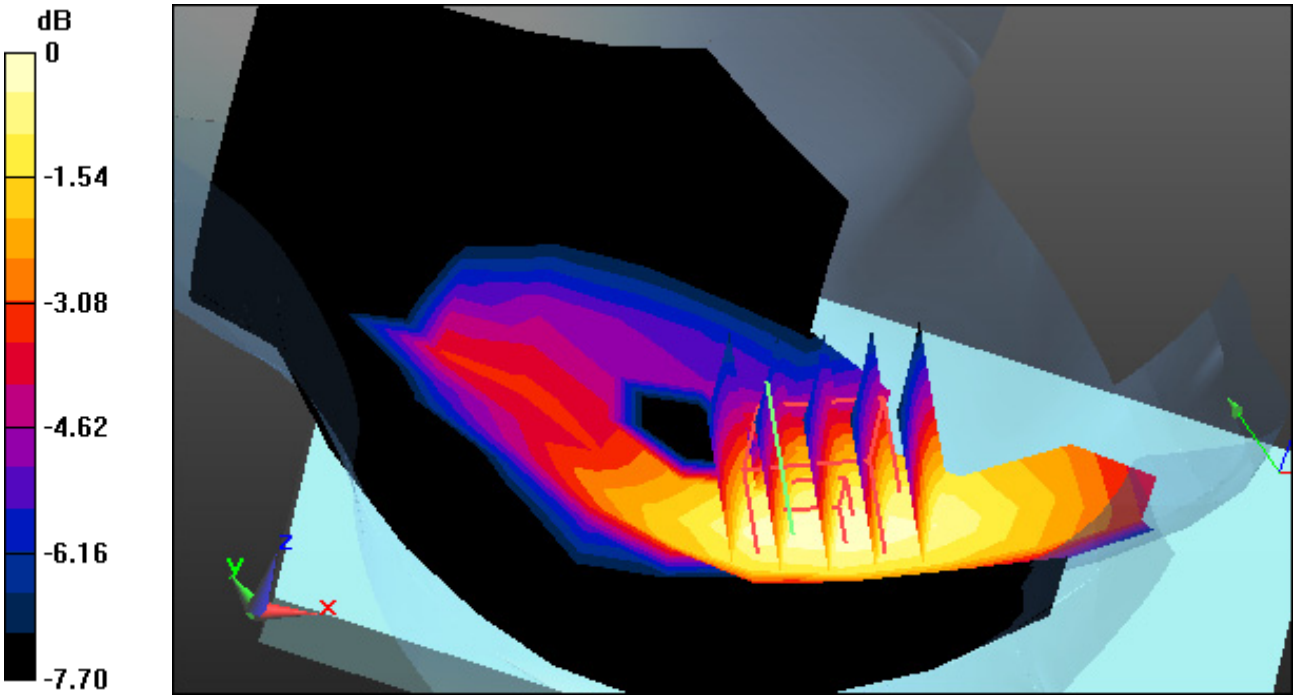

0 dB = 0.0386 W/kg

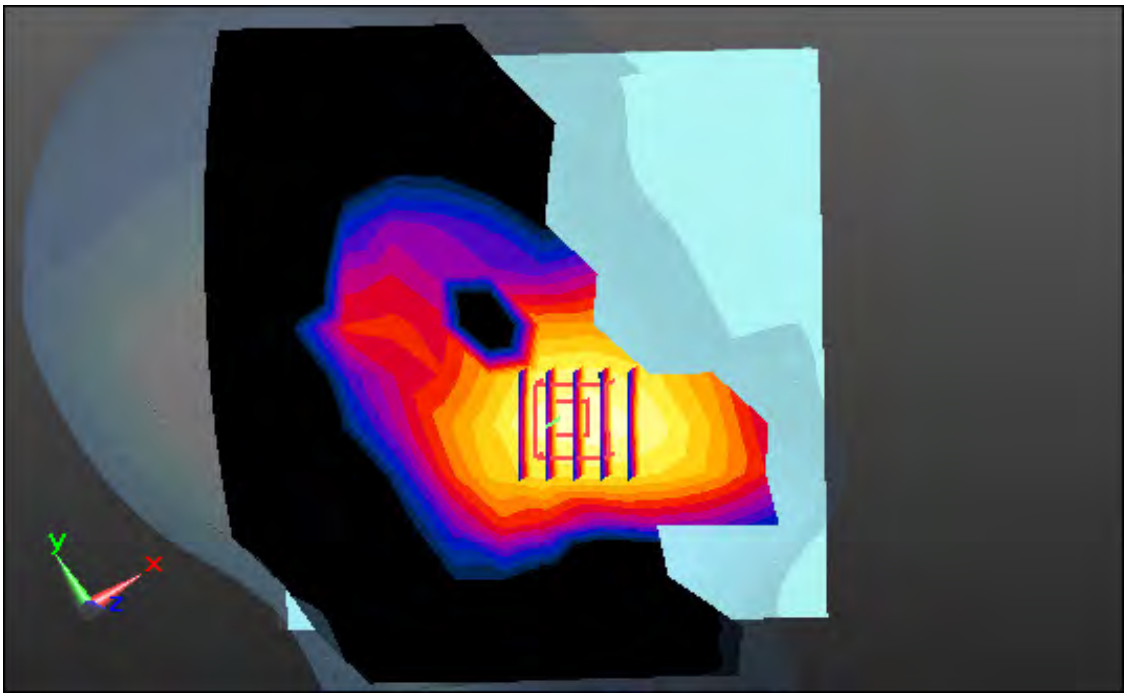

Enlarged Plot for A2

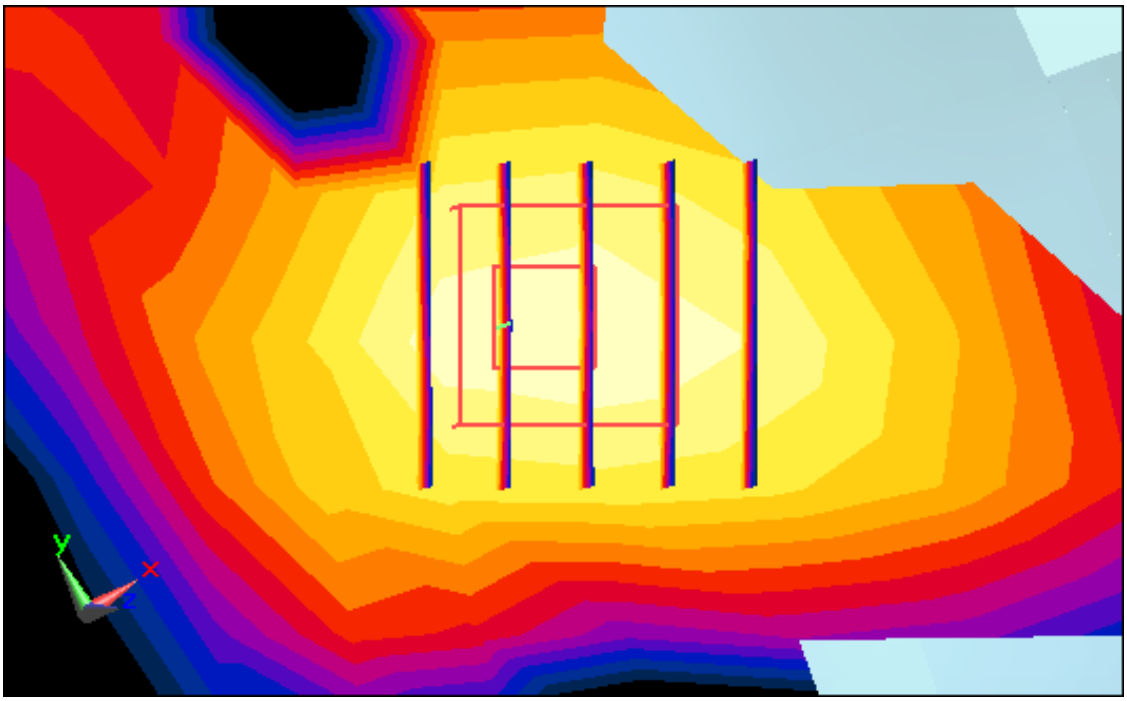

Enlarged Plot for A2

DT&C Co., Ltd.

DUT: LM-F100EMW; Type: Bar

Communication System: UID 0, PCS 1900 (0); Frequency: 1880 MHz; Duty Cycle: 1:8.3
Medium parameters used: f = 1880 MHz; σ = 1.428 S/m; ε_r = 39.008; ρ = 1000 kg/m^3
Phantom section: Right Section

DASY5 Configuration:
Probe: EX3DV4 - SN3933; ConvF(8.57, 8.57, 8.57); Calibrated: 9/27/2019 Electronics: DAE3 Sn520
Sensor-Surface: 2mm (Mechanical Surface Detection)
Phantom: SAM with CRP_2013_10_08_right; Type: QD000P40CD; Serial: TP:1785
Measurement SW: DASY52, Version 52.10 (3); SEMCAD X Version 14.6.13 (7474)

Test Date: 2020-08-18; Ambient Temp: 21.5; Tissue Temp: 20.9

Right Touch, PCS1900 Ch. 661, Ant Internal, Standard Battery

Area Scan (9x14x1): Measurement grid: dx=15mm, dy=15mm
Zoom Scan (5x5x7)/Cube 0: Measurement grid: dx=8mm, dy=8mm, dz=5mm
Power Drift = -0.09 dB
Peak SAR (extrapolated) = 0.0740 W/kg
SAR(1 g) = 0.049 W/kg; SAR(10 g) = 0.030 W/kg

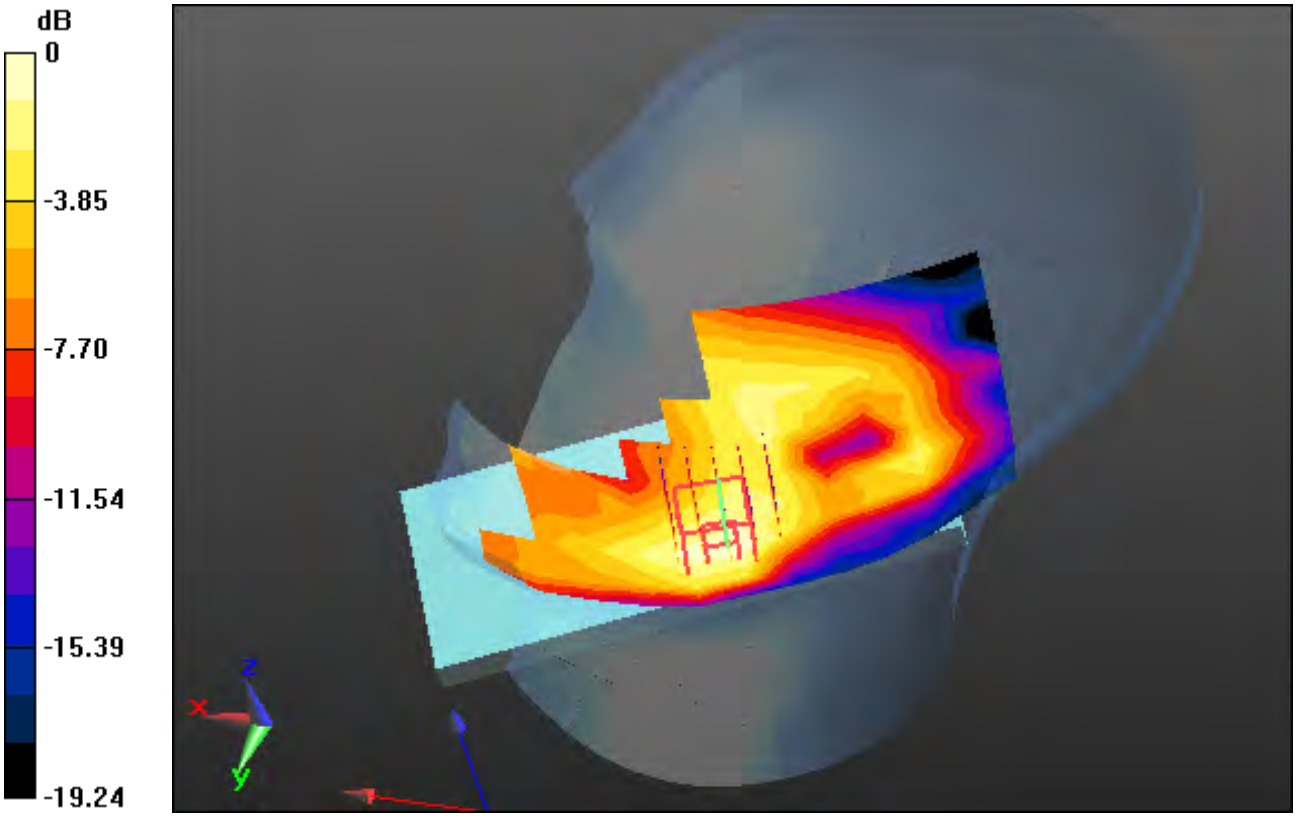

0 dB = 0.0610 W/kg

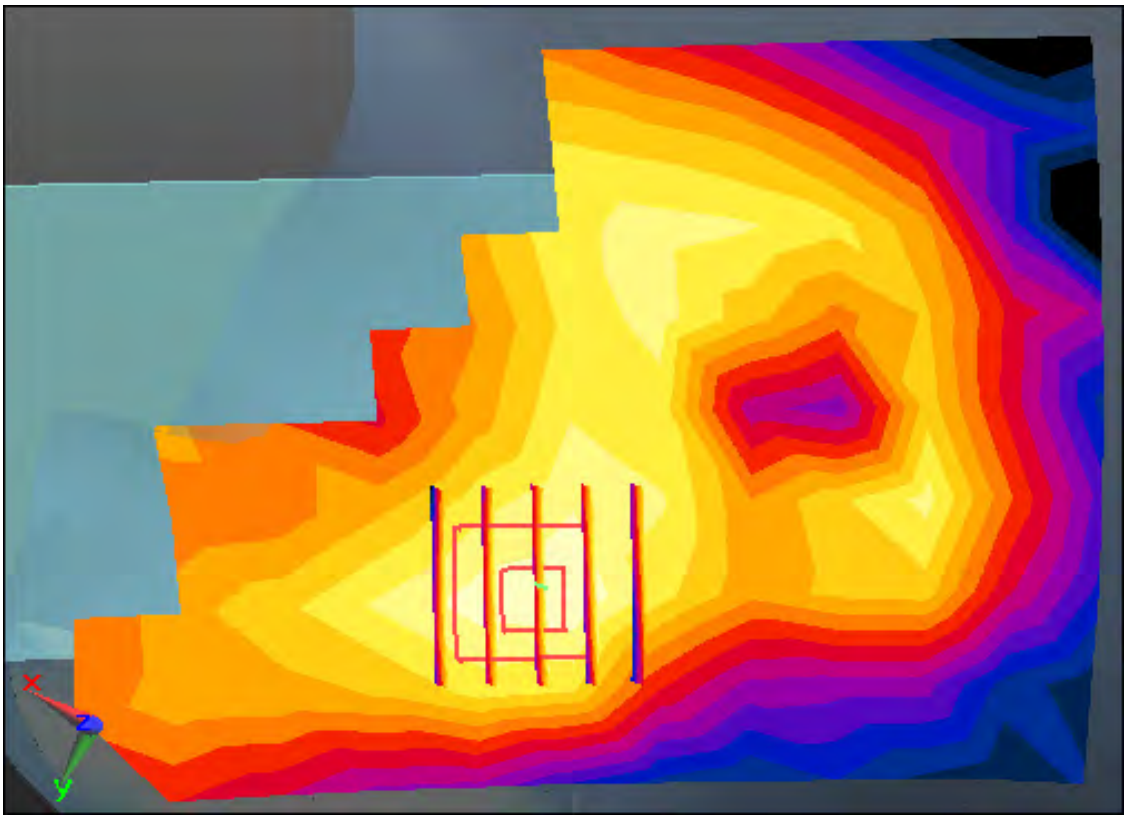

Enlarged Plot for A3

DT&C Co., Ltd.

DUT: LM-F100EMW; Type: Bar

Communication System: UID 0, PCS1900_Class 11 (0); Frequency: 1880 MHz; Duty Cycle: 1:2.77
Medium parameters used: f = 1880 MHz; σ = 1.428 S/m; ε_r = 39.008; ρ = 1000 kg/m^3
Phantom section: Right Section

DASY5 Configuration:
Probe: EX3DV4 - SN3933; ConvF(8.57, 8.57, 8.57); Calibrated: 9/27/2019 Electronics: DAE3 Sn520
Sensor-Surface: 2mm (Mechanical Surface Detection)
Phantom: SAM with CRP_2013_10_08_right; Type: QD000P40CD; Serial: TP:1785
Measurement SW: DASY52, Version 52.10 (3); SEMCAD X Version 14.6.13 (7474)

Test Date: 2020-08-18; Ambient Temp: 21.5; Tissue Temp: 20.9

Right Touch, PCS1900 GPRS 3 Tx Ch. 661, Ant Internal, Standard Battery

Swivel Mode

Area Scan (14x14x1): Measurement grid: dx=15mm, dy=15mm
Zoom Scan (5x5x7)/Cube 0: Measurement grid: dx=8mm, dy=8mm, dz=5mm
Power Drift = -0.05 dB
Peak SAR (extrapolated) = 0.0940 W/kg
SAR(1 g) = 0.062 W/kg; SAR(10 g) = 0.038 W/kg

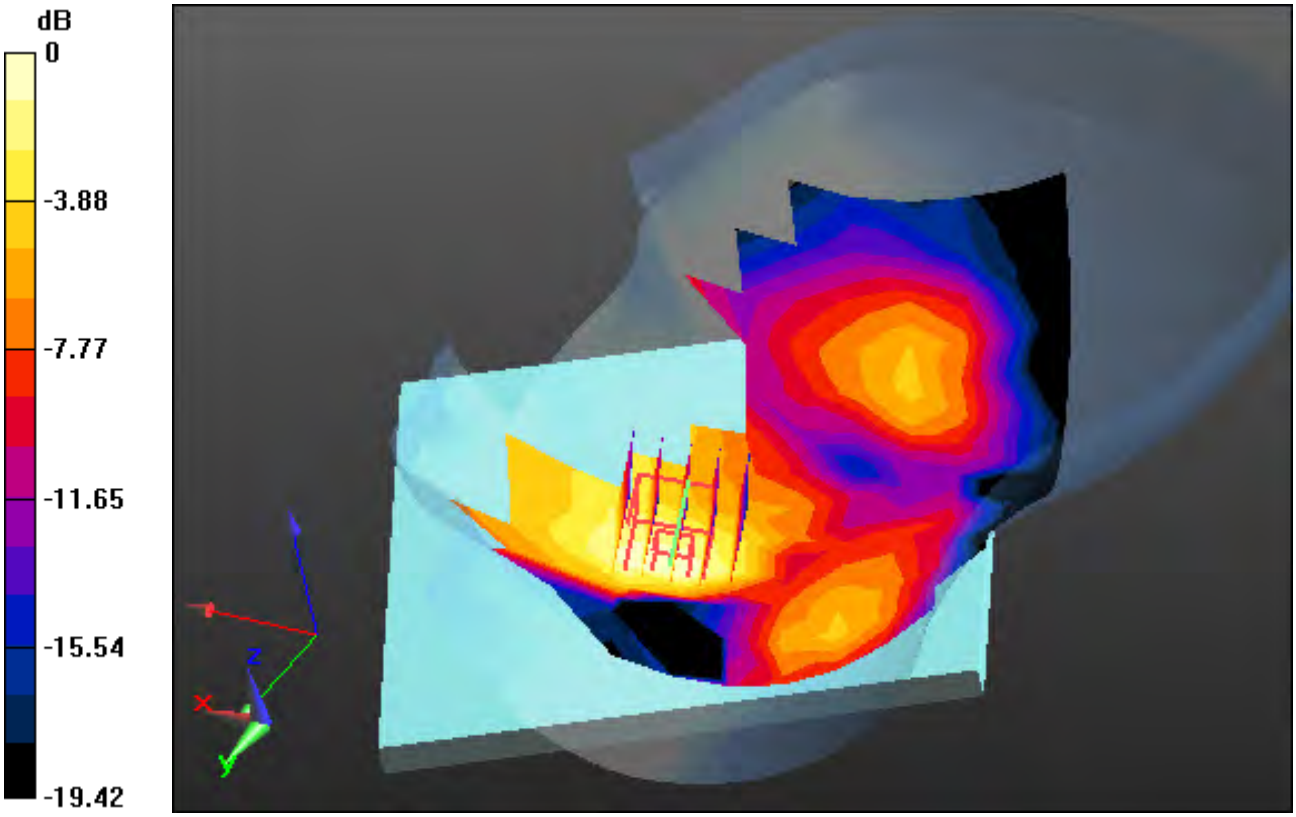

0 dB = 0.0784 W/kg

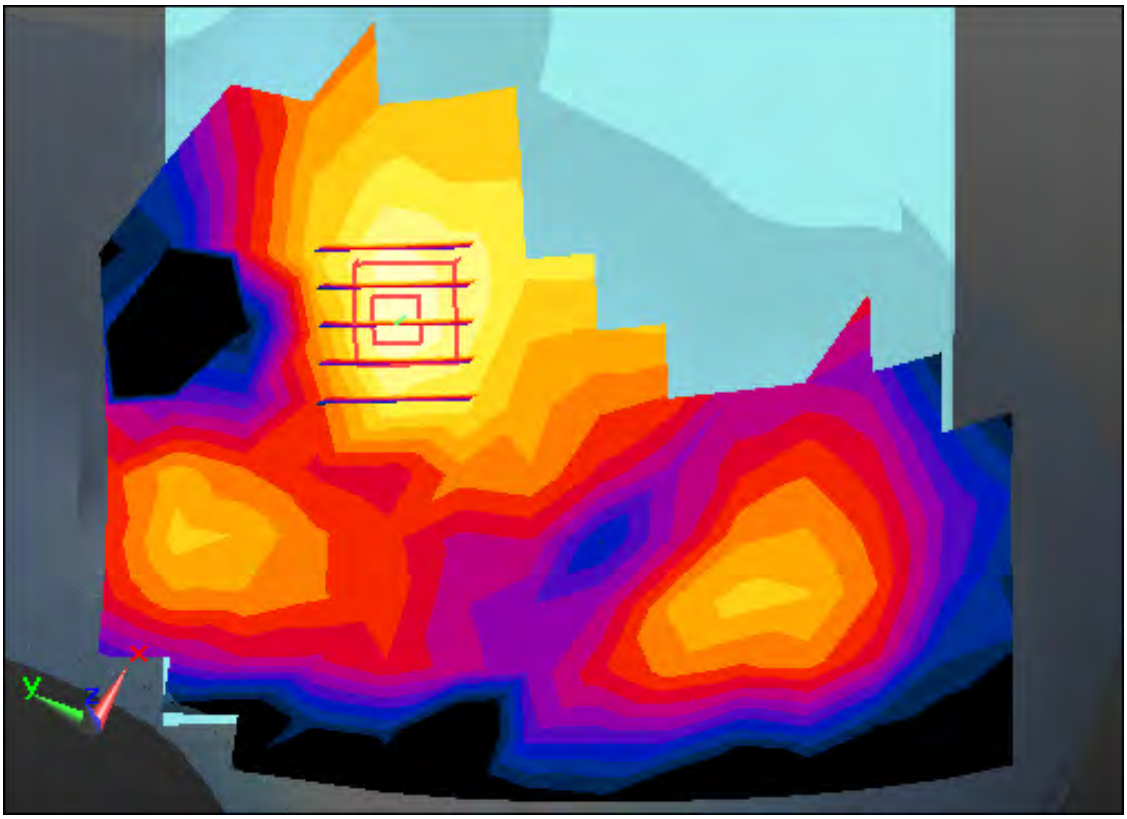

Enlarged Plot for A4

DT&C Co., Ltd.

DUT: LM-F100EMW; Type: Bar;

Communication System: UID 0, WCDMA 850 (0); Frequency: 836.6 MHz; Duty Cycle: 1:1
Medium parameters used: f = 836.6 MHz; σ = 0.885 S/m; ε_r = 40.558; ρ = 1000 kg/m^3
Phantom section: Left Section

DASY5 Configuration:
Probe: ES3DV3 - SN3328; ConvF(6.19, 6.19, 6.19); Calibrated: 3/25/2020 Electronics: DAE4 Sn1392
Sensor-Surface: 3mm (Mechanical Surface Detection)
Phantom: SAM-twin right_2013_09_24; Type: QD000P40CD; Serial: TP:1783
Measurement SW: DASY52, Version 52.10 (3); SEMCAD X Version 14.6.13 (7474)

Test Date: 2020-08-13; Ambient Temp: 20.9; Tissue Temp: 21.1

Left Touch, WCDMA Band 5 Ch. 4183, Ant Internal, Standard Battery

Swivel Mode

Area Scan (14x14x1): Measurement grid: dx=15mm, dy=15mm
Zoom Scan (5x5x7)/Cube 0: Measurement grid: dx=8mm, dy=8mm, dz=5mm
Power Drift = 0.01 dB
Peak SAR (extrapolated) = 0.190 W/kg
SAR(1 g) = 0.147 W/kg; SAR(10 g) = 0.110 W/kg

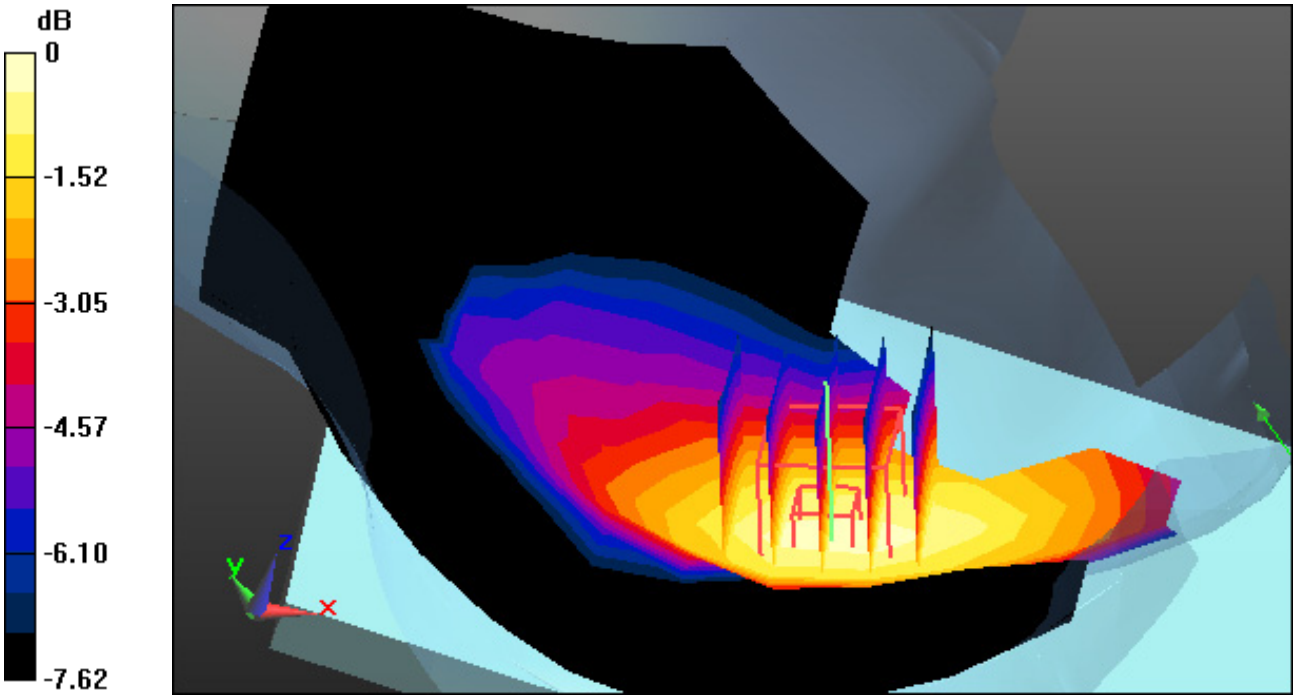

0 dB = 0.163 W/kg

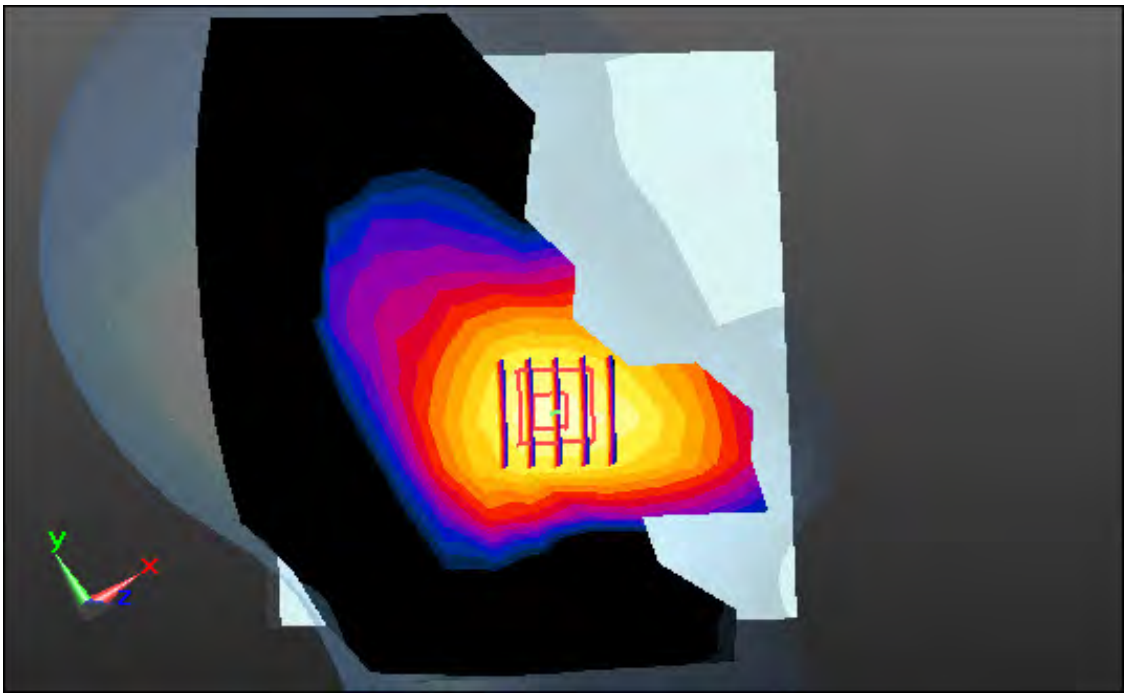

Enlarged Plot for A5

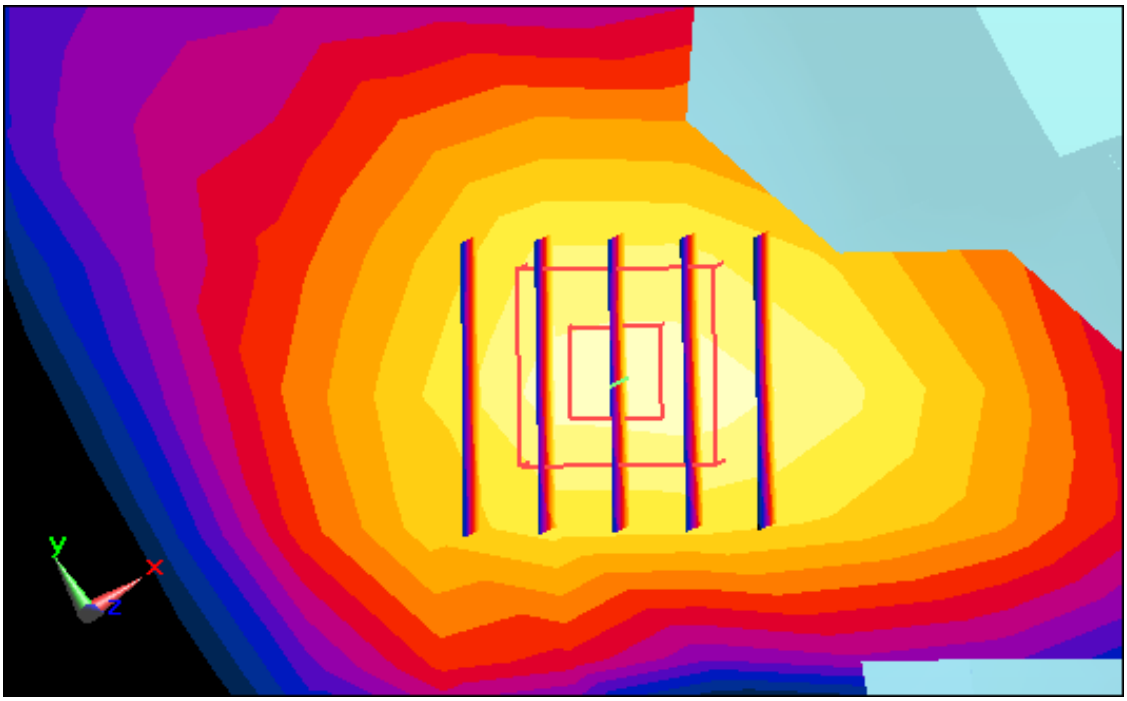

Enlarged Plot for A5

DT&C Co., Ltd.

DUT: LM-F100EMW; Type: Bar

Communication System: UID 0, WCDMA 1900 (0); Frequency: 1880 MHz; Duty Cycle: 1:1
Medium parameters used: f = 1880 MHz; σ = 1.428 S/m; ε_r = 39.008; ρ = 1000 kg/m^3
Phantom section: Right Section

DASY5 Configuration:
Probe: EX3DV4 - SN3933; ConvF(8.57, 8.57, 8.57); Calibrated: 9/27/2019 Electronics: DAE3 Sn520
Sensor-Surface: 2mm (Mechanical Surface Detection)
Phantom: SAM with CRP_2013_10_08_right; Type: QD000P40CD; Serial: TP:1785
Measurement SW: DASY52, Version 52.10 (3); SEMCAD X Version 14.6.13 (7474)

Test Date: 2020-08-18; Ambient Temp: 21.5; Tissue Temp: 20.9

Right Touch, WCDMA Band 2 Ch. 9400, Ant Internal, Standard Battery

Area Scan (9x14x1): Measurement grid: dx=15mm, dy=15mm
Zoom Scan (5x5x7)/Cube 0: Measurement grid: dx=8mm, dy=8mm, dz=5mm
Power Drift = 0.09 dB
Peak SAR (extrapolated) = 0.183 W/kg
SAR(1 g) = 0.122 W/kg; SAR(10 g) = 0.075 W/kg

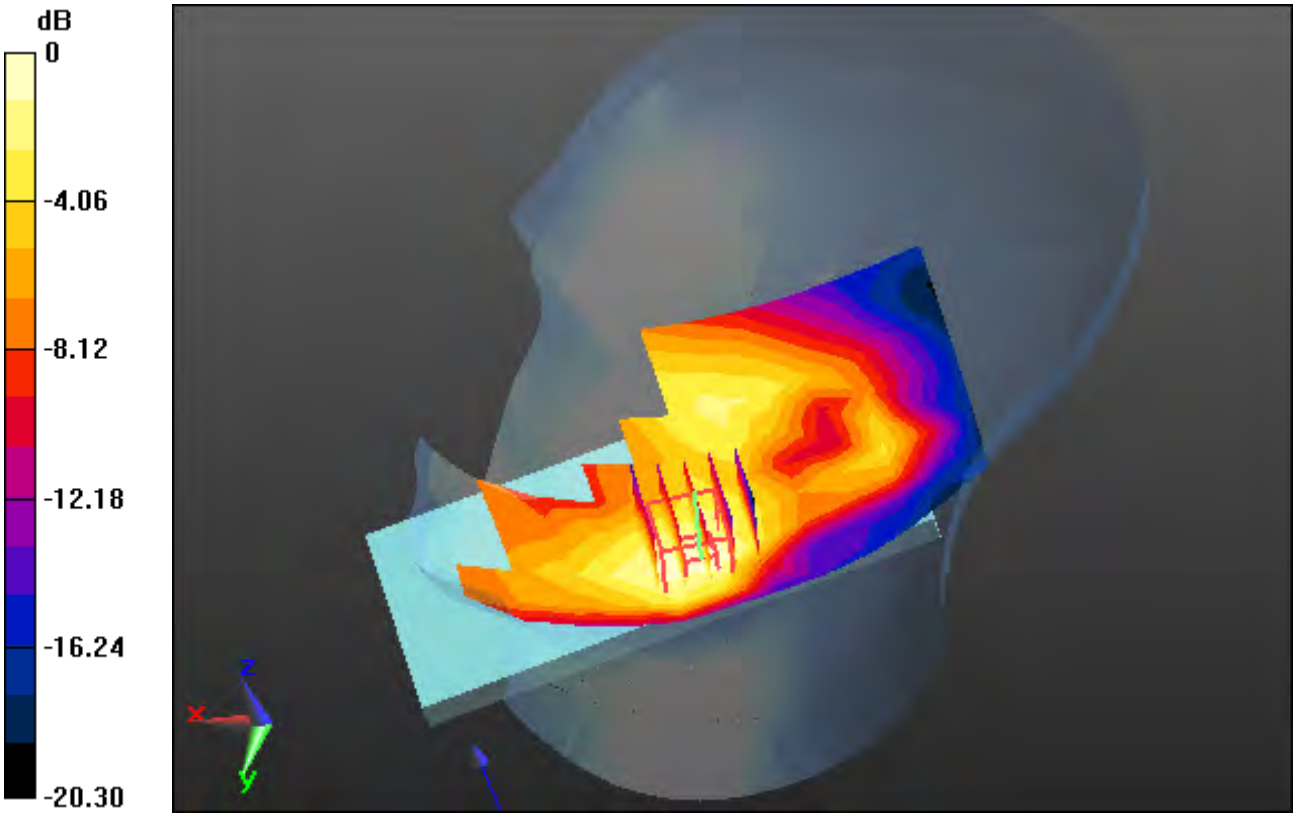

0 dB = 0.152 W/kg

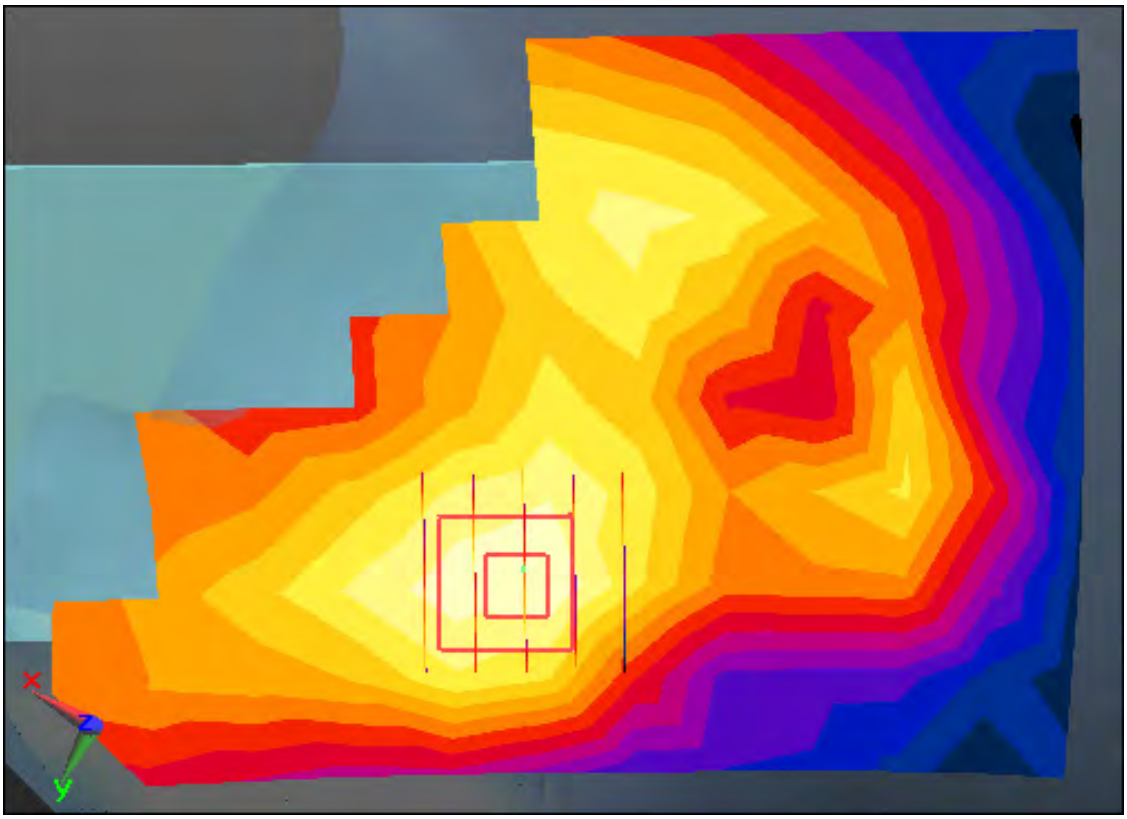

Enlarged Plot for A6

DT&C Co., Ltd.

DUT: LM-F100EMW; Type: Bar

Communication System: UID 0, LTE Band 12 (FCC) (0); Frequency: 707.5 MHz;Duty Cycle: 1:1
Medium parameters used: f = 707.5 MHz; σ = 0.869 S/m; ε_r = 42.401; ρ = 1000 kg/m^3
Phantom section: Left Section

DASY5 Configuration:
Probe: ES3DV3 - SN3328; ConvF(6.34, 6.34, 6.34); Calibrated: 3/25/2020 Electronics: DAE4 Sn1392
Sensor-Surface: 3mm (Mechanical Surface Detection)
Phantom: SAM-twin right_2013_09_24; Type: QD000P40CD; Serial: TP:1783
Measurement SW: DASY52, Version 52.10 (3); SEMCAD X Version 14.6.13 (7474)

Test Date: 2020-08-18; Ambient Temp: 21.5; Tissue Temp: 21.7

Left Touch, LTE Band 12 Ch. 23095, Ant Internal, Standard Battery

Mode : BandWidth 10 MHz, QPSK, RB Size: 1

Swivel Mode

Area Scan (14x14x1): Measurement grid: dx=15mm, dy=15mm
Zoom Scan (5x5x7)/Cube 0: Measurement grid: dx=8mm, dy=8mm, dz=5mm
Power Drift = 0.16 dB
Peak SAR (extrapolated) = 0.123 W/kg
SAR(1 g) = 0.102 W/kg; SAR(10 g) = 0.082 W/kg

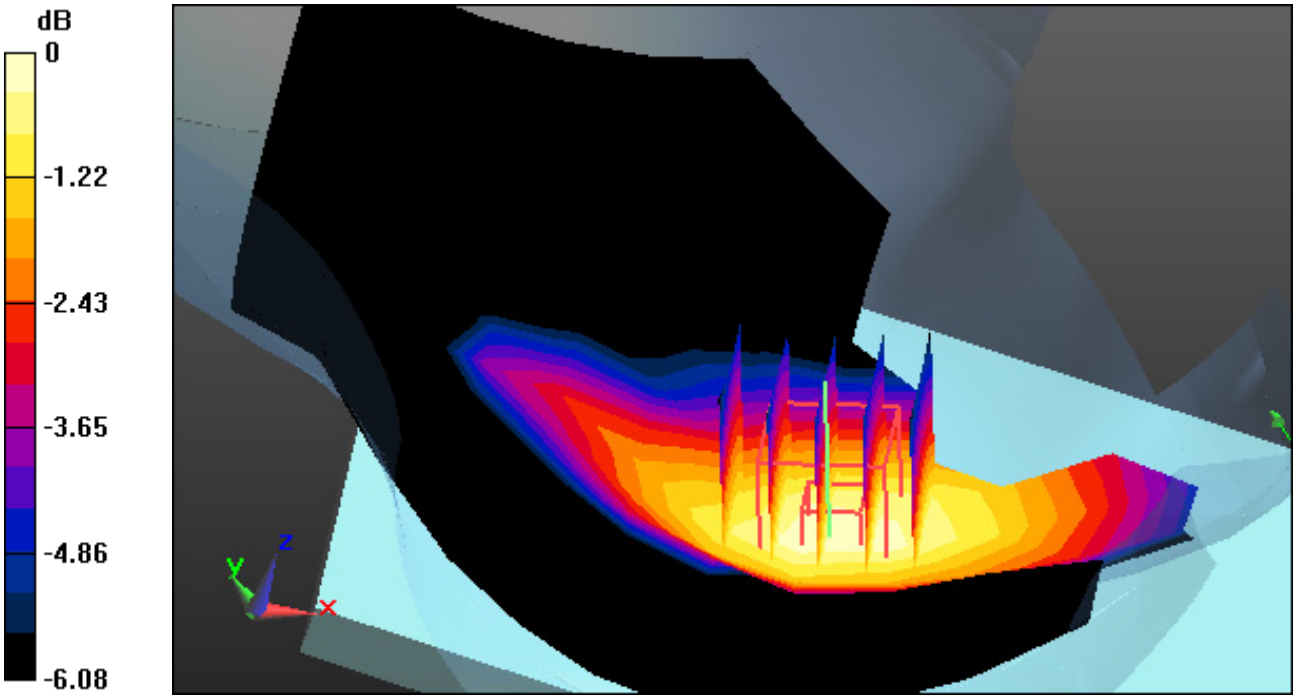

0 dB = 0.112 W/kg

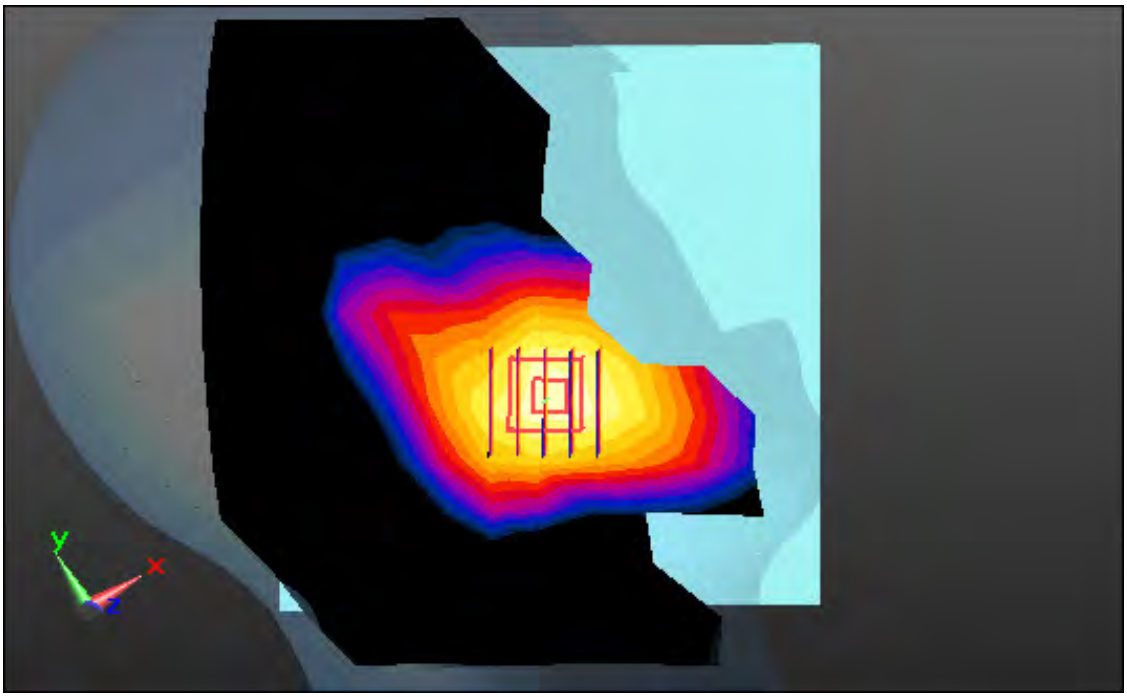

Enlarged Plot for A7

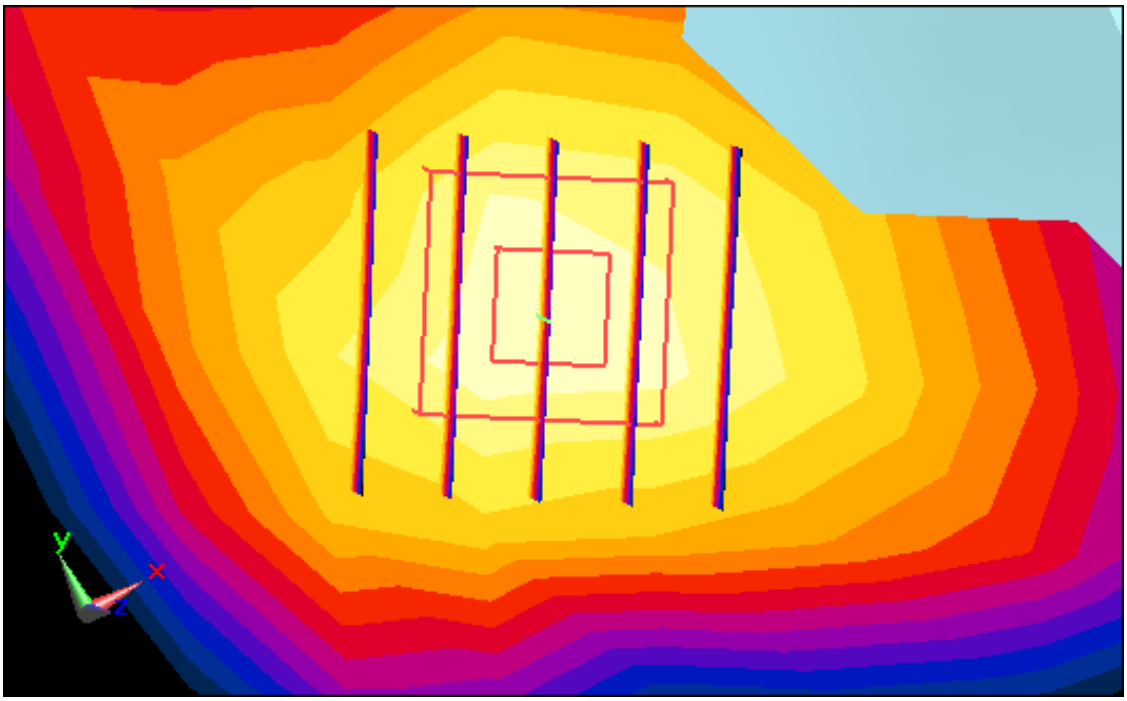

Enlarged Plot for A7

DT&C Co., Ltd.

DUT: LM-F100EMW; Type: Bar

Communication System: UID 0, LTE Band 13 (0); Frequency: 782 MHz;Duty Cycle: 1:1
Medium parameters used: f = 782 MHz; σ = 0.912 S/m; ε_r = 41.212; ρ = 1000 kg/m^3
Phantom section: Left Section

DASY5 Configuration:
Probe: ES3DV3 - SN3328; ConvF(6.34, 6.34, 6.34); Calibrated: 3/25/2020 Electronics: DAE4 Sn1392
Sensor-Surface: 3mm (Mechanical Surface Detection)
Phantom: SAM-twin right_2013_09_24; Type: QD000P40CD; Serial: TP:1783
Measurement SW: DASY52, Version 52.10 (3); SEMCAD X Version 14.6.13 (7474)

Test Date: 2020-08-18; Ambient Temp: 21.5; Tissue Temp: 21.7

Left Touch, LTE Band 13 Ch. 23230, Ant Internal, Standard Battery

Mode : BandWidth 10 MHz, QPSK, RB Size: 1

Swivel Mode

Area Scan (14x14x1): Measurement grid: dx=15mm, dy=15mm
Zoom Scan (5x5x7)/Cube 0: Measurement grid: dx=8mm, dy=8mm, dz=5mm
Power Drift = 0.08 dB
Peak SAR (extrapolated) = 0.184 W/kg
SAR(1 g) = 0.149 W/kg; SAR(10 g) = 0.116 W/kg

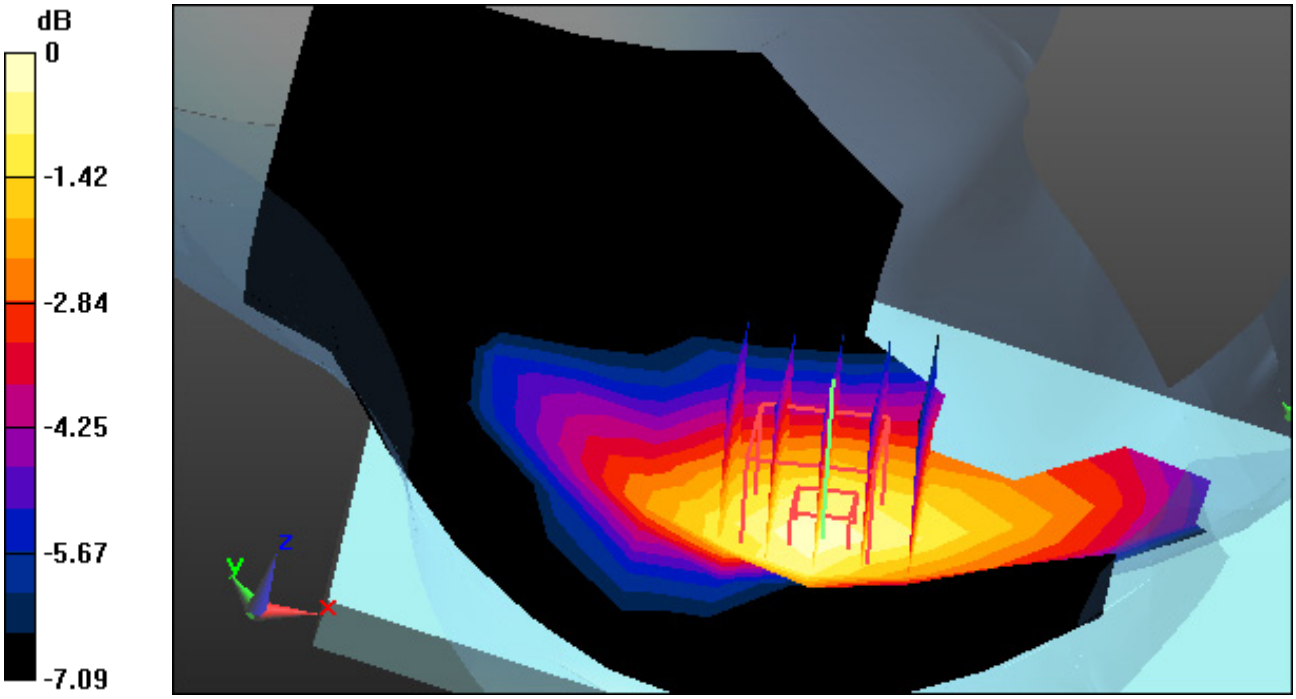

0 dB = 0.164 W/kg

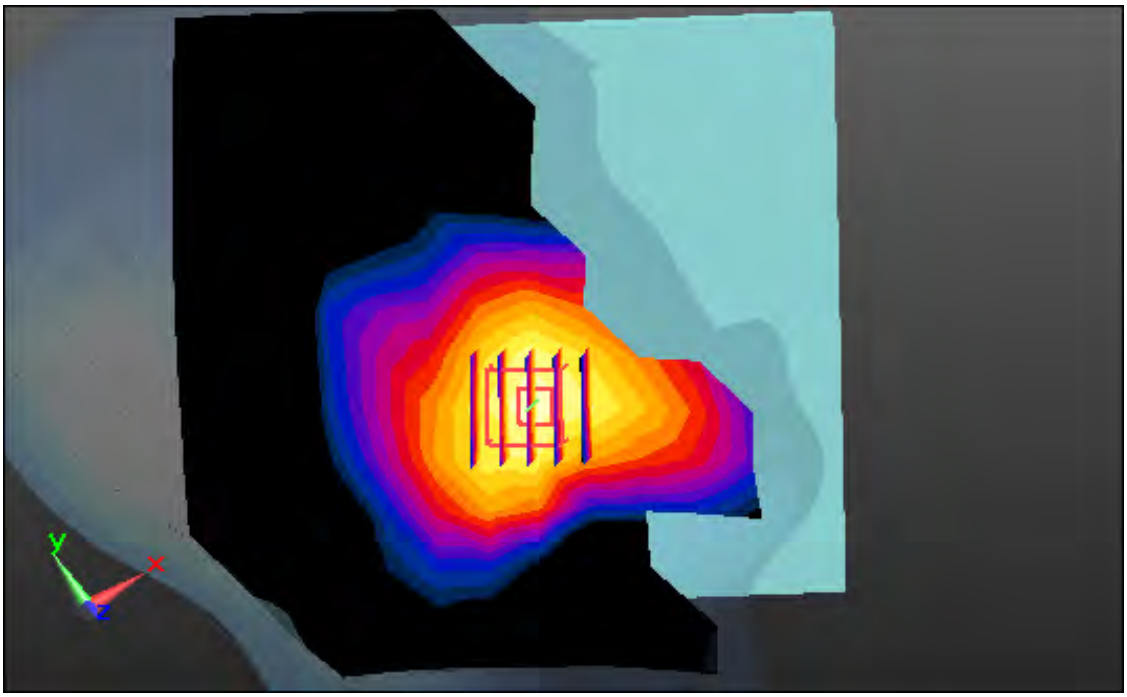

Enlarged Plot for A8

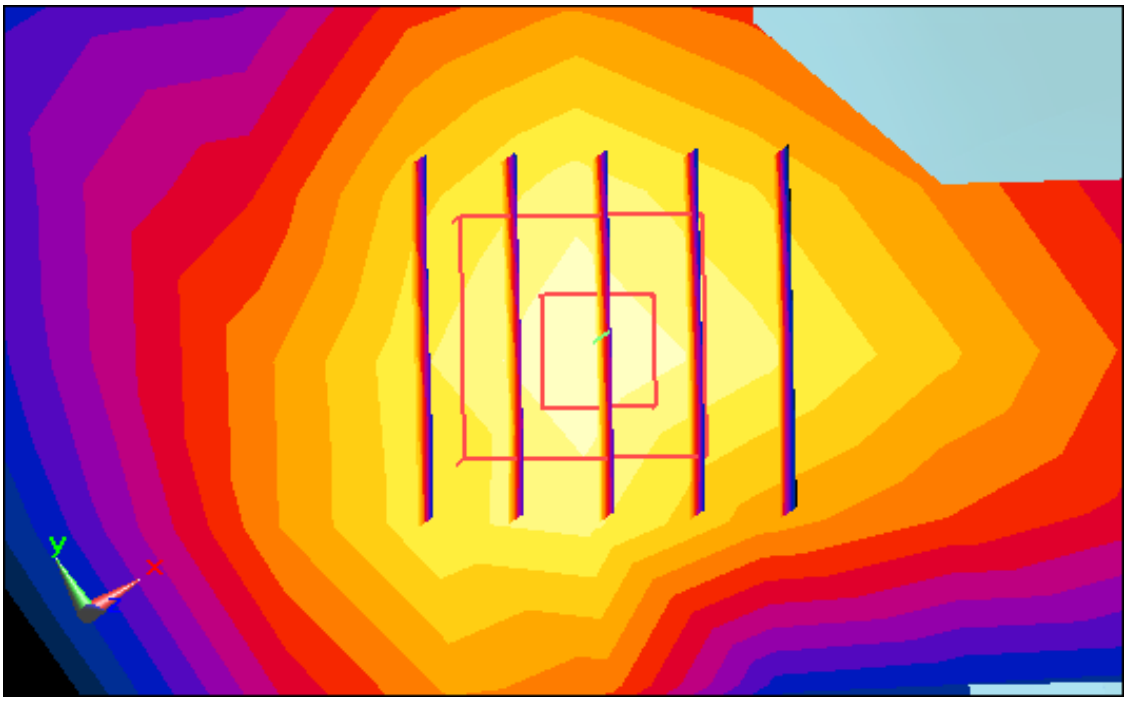

Enlarged Plot for A8

DT&C Co., Ltd.

DUT: LM-F100EMW; Type: Bar

Communication System: UID 0, LTE Band 5 (FCC) (0); Frequency: 836.5 MHz;Duty Cycle: 1:1
Medium parameters used: f = 836.5 MHz; σ = 0.885 S/m; ε_r = 40.558; ρ = 1000 kg/m^3
Phantom section: Left Section

DASY5 Configuration:
Probe: ES3DV3 - SN3328; ConvF(6.19, 6.19, 6.19); Calibrated: 3/25/2020 Electronics: DAE4 Sn1392
Sensor-Surface: 3mm (Mechanical Surface Detection)
Phantom: SAM-twin right_2013_09_24; Type: QD000P40CD; Serial: TP:1783
Measurement SW: DASY52, Version 52.10 (3); SEMCAD X Version 14.6.13 (7474)

Test Date: 2020-08-13; Ambient Temp: 20.9; Tissue Temp: 21.1

Left Tilt, LTE Band 5 Ch. 20525, Ant Internal, Standard Battery

Mode : BandWidth 10 MHz, QPSK, RB Size: 1

Swivel Mode

Area Scan (14x14x1): Measurement grid: dx=15mm, dy=15mm
Zoom Scan (5x5x7)/Cube 0: Measurement grid: dx=8mm, dy=8mm, dz=5mm
Power Drift = -0.09 dB
Peak SAR (extrapolated) = 0.186 W/kg
SAR(1 g) = 0.146 W/kg; SAR(10 g) = 0.109 W/kg

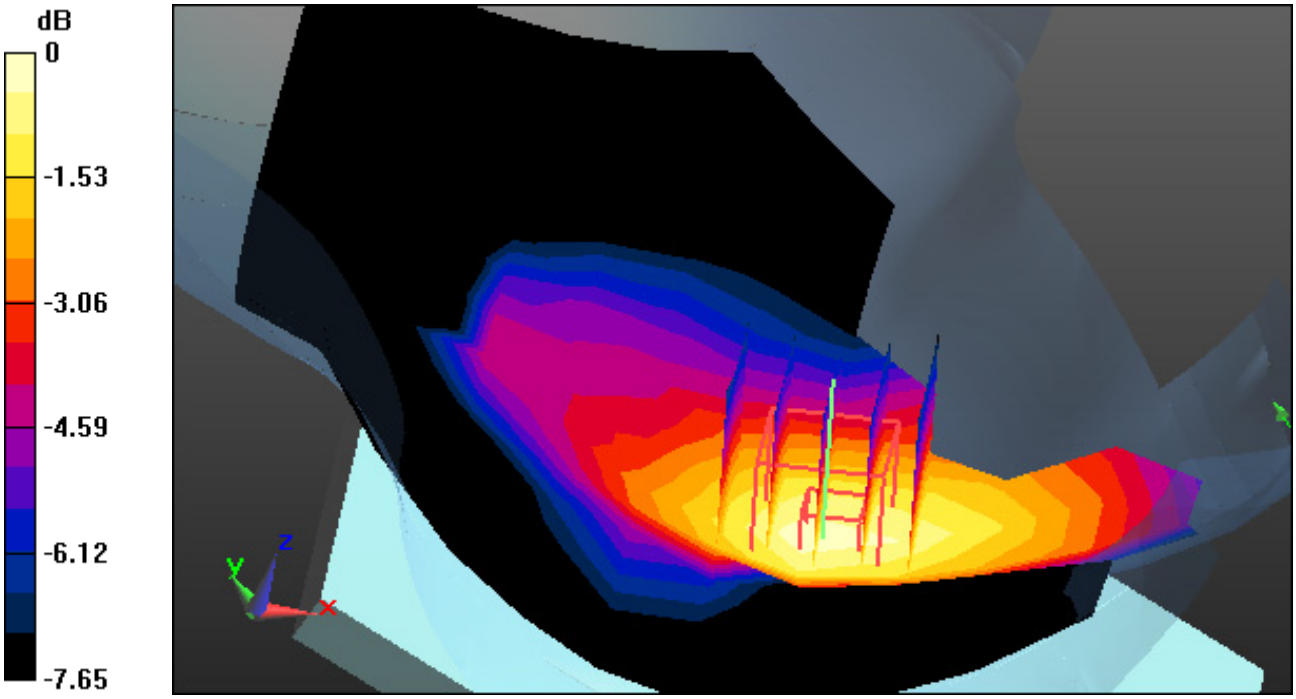

0 dB = 0.162 W/kg

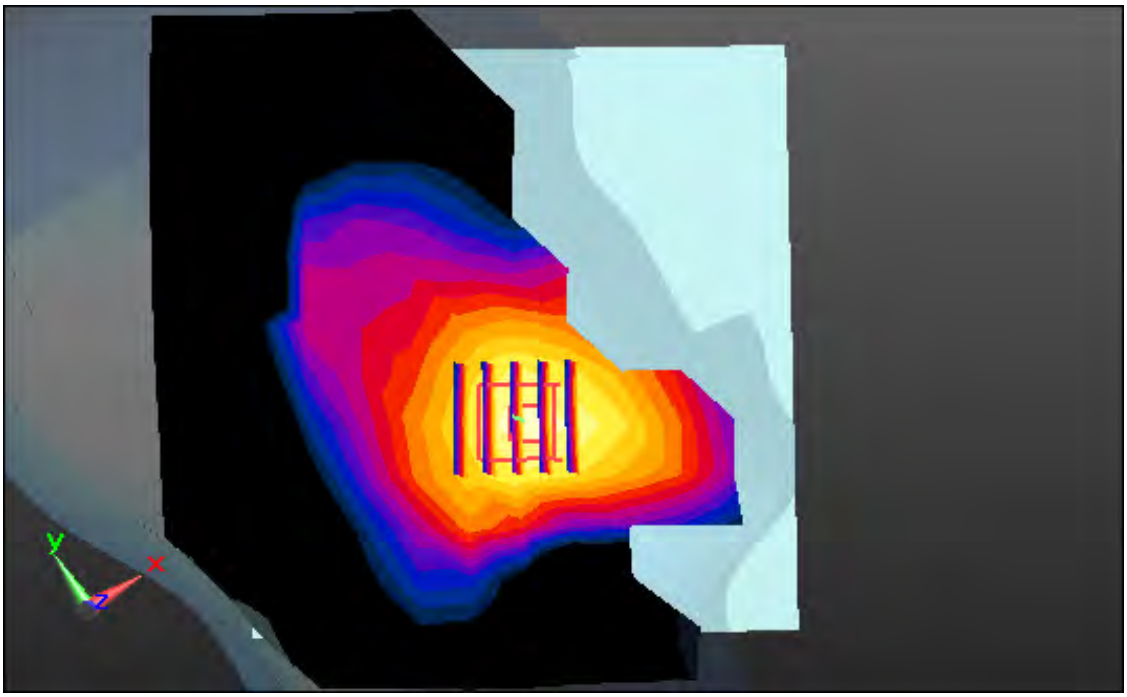

Enlarged Plot for A9

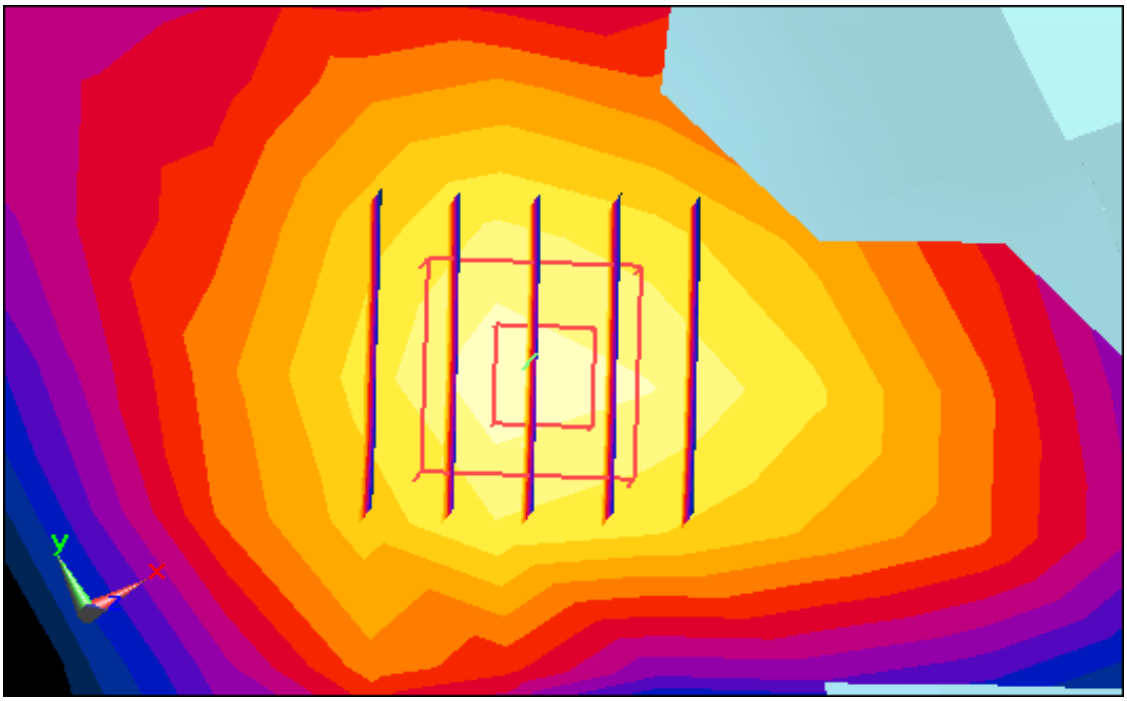

Enlarged Plot for A9

DT&C Co., Ltd.

DUT: LM-F100EMW; Type: Bar

Communication System: UID 0, LTE Band 66 (0); Frequency: 1770 MHz;Duty Cycle: 1:1
Medium parameters used: f = 1770 MHz; σ = 1.37 S/m; ε_r = 38.703; ρ = 1000 kg/m^3
Phantom section: Left Section

DASY5 Configuration:
Probe: EX3DV4 - SN3933; ConvF(8.87, 8.87, 8.87); Calibrated: 9/27/2019 Electronics: DAE3 Sn520
Sensor-Surface: 2mm (Mechanical Surface Detection)
Phantom: SAM with CRP_2013_10_08_right; Type: QD000P40CD; Serial: TP:1785
Measurement SW: DASY52, Version 52.10 (3); SEMCAD X Version 14.6.13 (7474)

Test Date: 2020-08-19; Ambient Temp: 21.2; Tissue Temp: 21.0

Left Touch, LTE Band 66 Ch. 132572, Ant Internal, Standard Battery

Mode : BandWidth 20 MHz, QPSK, RB Size: 1

Swivel Mode

Area Scan (14x14x1): Measurement grid: dx=15mm, dy=15mm
Zoom Scan (5x5x7)/Cube 0: Measurement grid: dx=8mm, dy=8mm, dz=5mm
Power Drift = -0.07 dB
Peak SAR (extrapolated) = 0.139 W/kg
SAR(1 g) = 0.093 W/kg; SAR(10 g) = 0.058 W/kg

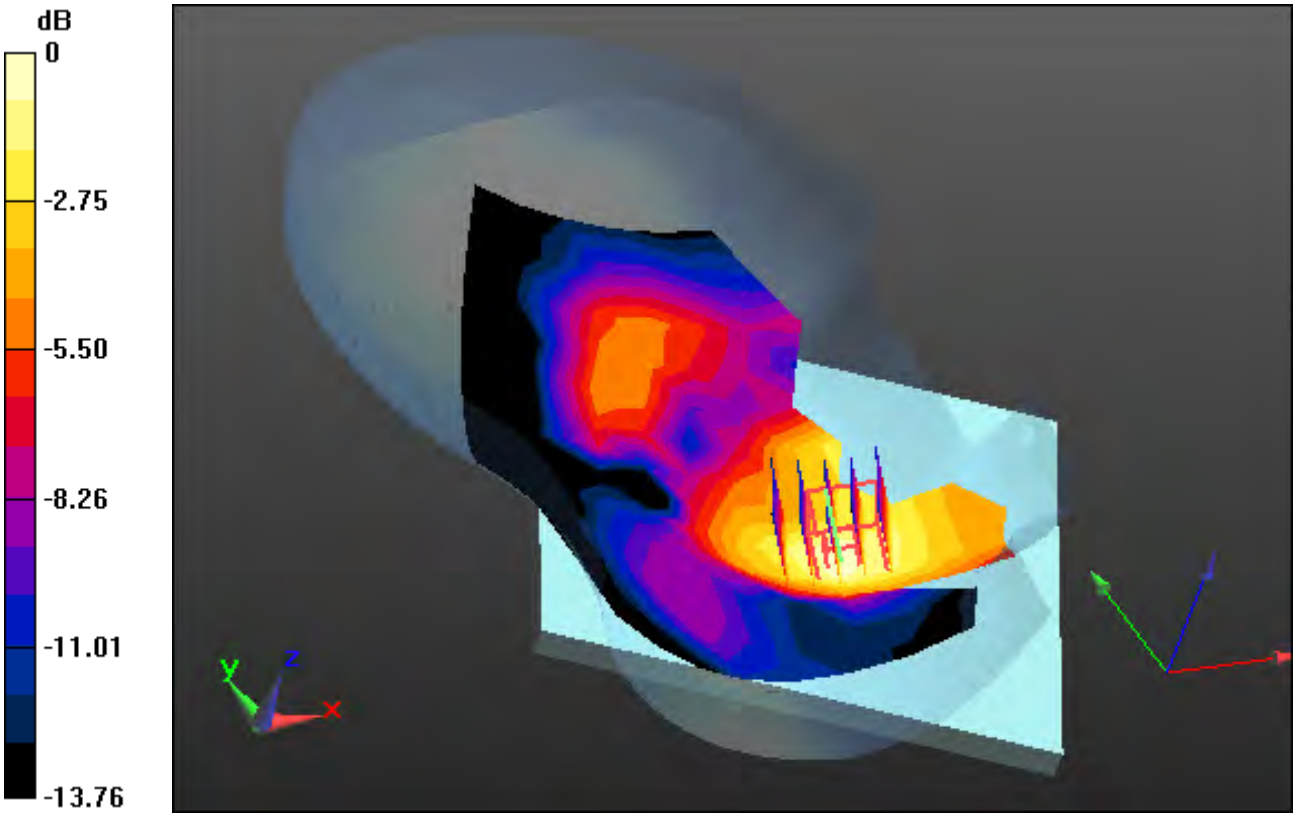

0 dB = 0.119 W/kg

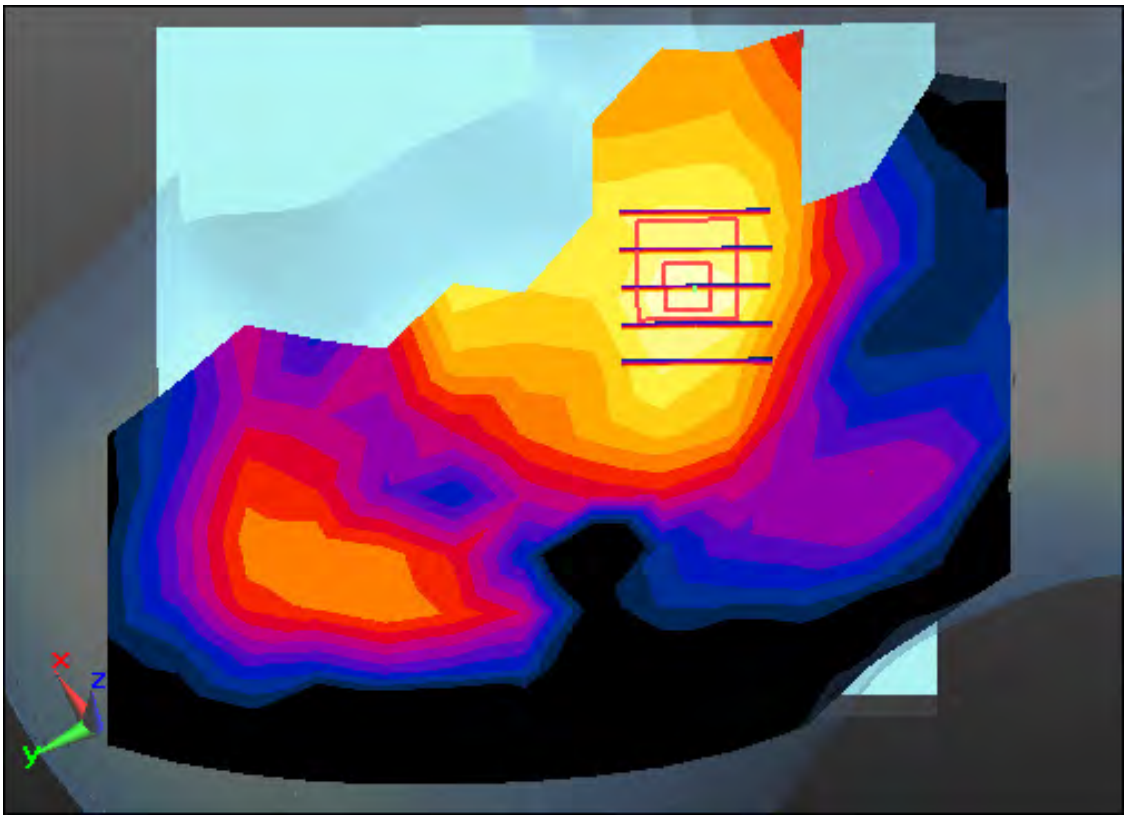

Enlarged Plot for A10

DT&C Co., Ltd.

DUT: LM-F100EMW; Type: Bar

Communication System: UID 0, LTE Band 2 (0); Frequency: 1860 MHz;Duty Cycle: 1:1
Medium parameters used: f = 1860 MHz; σ = 1.409 S/m; ε_r = 39.064; ρ = 1000 kg/m^3
Phantom section: Left Section

DASY5 Configuration:
Probe: EX3DV4 - SN3933; ConvF(8.57, 8.57, 8.57); Calibrated: 9/27/2019 Electronics: DAE3 Sn520
Sensor-Surface: 2mm (Mechanical Surface Detection)
Phantom: SAM with CRP_2013_10_08_right; Type: QD000P40CD; Serial: TP:1785
Measurement SW: DASY52, Version 52.10 (3); SEMCAD X Version 14.6.13 (7474)

Test Date: 2020-08-18; Ambient Temp: 21.5; Tissue Temp: 20.9

Left Tilt, LTE Band 2 Ch. 18700, Ant Internal, Standard Battery

Mode : BandWidth 20 MHz, QPSK, RB Size: 1

Area Scan (9x14x1): Measurement grid: dx=15mm, dy=15mm
Zoom Scan (5x5x7)/Cube 0: Measurement grid: dx=8mm, dy=8mm, dz=5mm
Power Drift = 0.14 dB
Peak SAR (extrapolated) = 0.132 W/kg
SAR(1 g) = 0.089 W/kg; SAR(10 g) = 0.053 W/kg

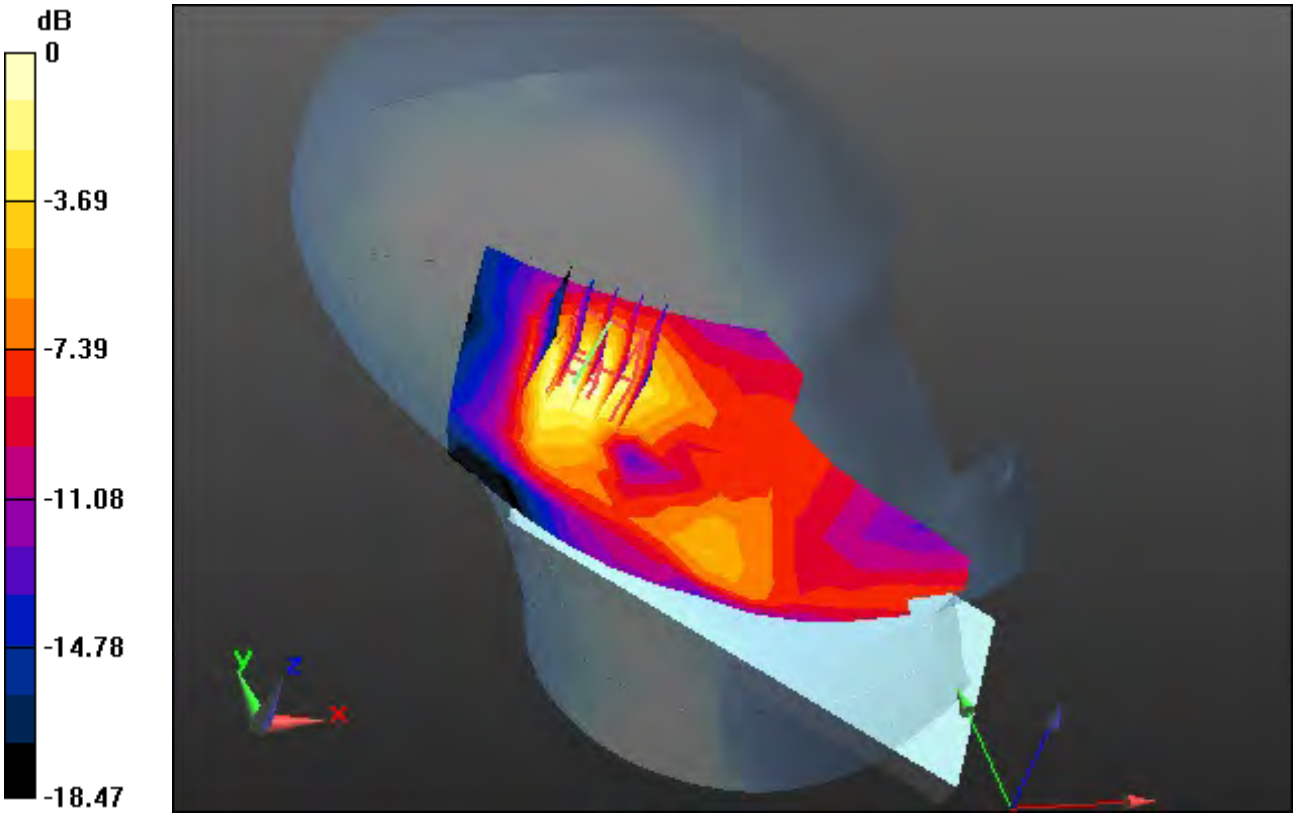

0 dB = 0.110 W/kg



Enlarged Plot for A11

DT&C Co., Ltd.

DUT: LM-F100EMW; Type: Bar

Communication System: UID 0, LTE Band 41 (0); Frequency: 2506 MHz;Duty Cycle: 1:1.58
Medium parameters used: f = 2506 MHz; σ = 1.84 S/m; ε_r = 39.146; ρ = 1000 kg/m^3
Phantom section: Left Section

DASY5 Configuration:
Probe: EX3DV4 - SN3933; ConvF(7.62, 7.62, 7.62); Calibrated: 9/27/2019 Electronics: DAE3 Sn520
Sensor-Surface: 2mm (Mechanical Surface Detection)
Phantom: SAM with CRP_2013_10_08_right; Type: QD000P40CD; Serial: TP:1785
Measurement SW: DASY52, Version 52.10 (3); SEMCAD X Version 14.6.13 (7474)

Test Date: 2020-08-31; Ambient Temp: 21.7; Tissue Temp: 21.5

Left Touch, LTE Band 41 Ch. 39750, Ant Internal, Standard Battery

Mode : BandWidth 20 MHz, QPSK, RB Size: 1

Swivel Mode

Area Scan (17x17x1): Measurement grid: dx=12mm, dy=12mm
Zoom Scan (7x7x7)/Cube 0: Measurement grid: dx=5mm, dy=5mm, dz=5mm
Power Drift = 0.00 dB
Peak SAR (extrapolated) = 0.138 W/kg
SAR(1 g) = 0.076 W/kg; SAR(10 g) = 0.040 W/kg

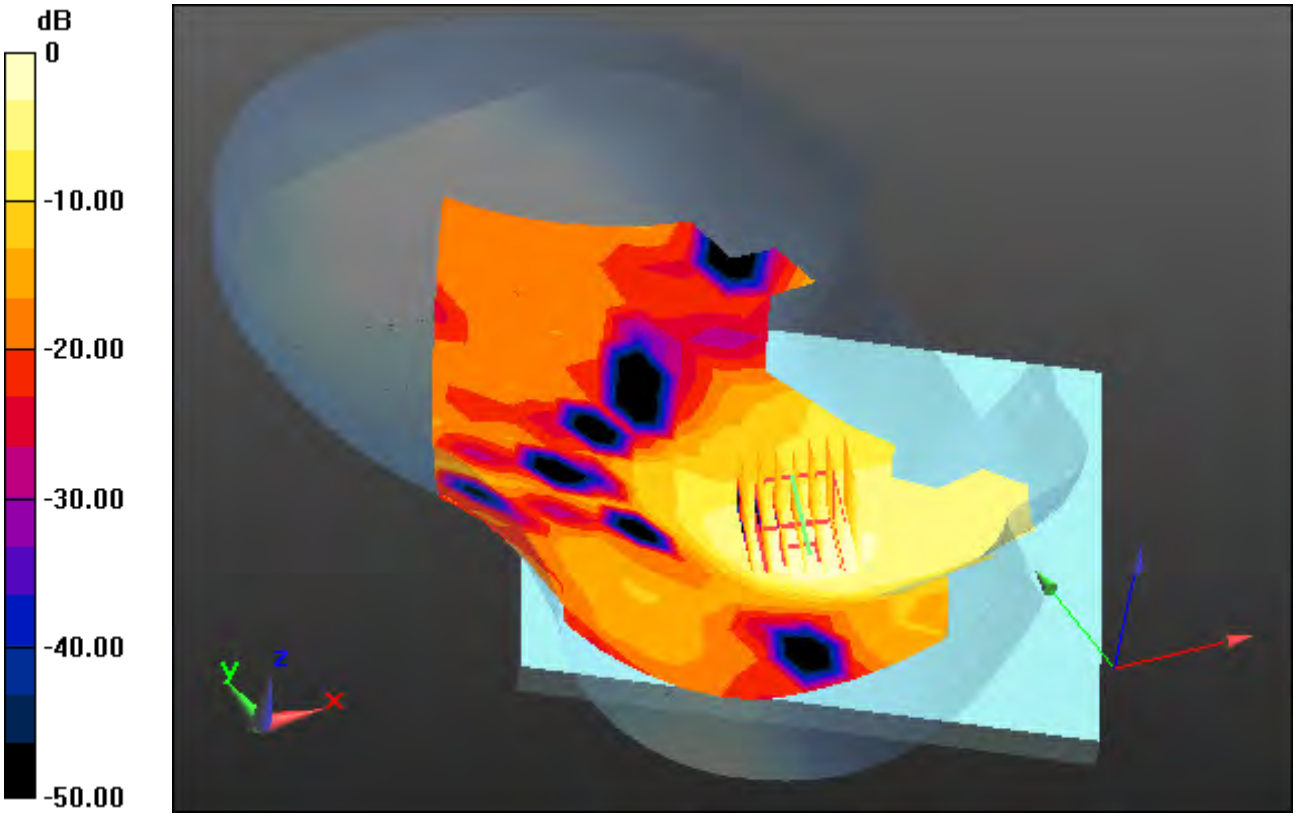

0 dB = 0.113 W/kg

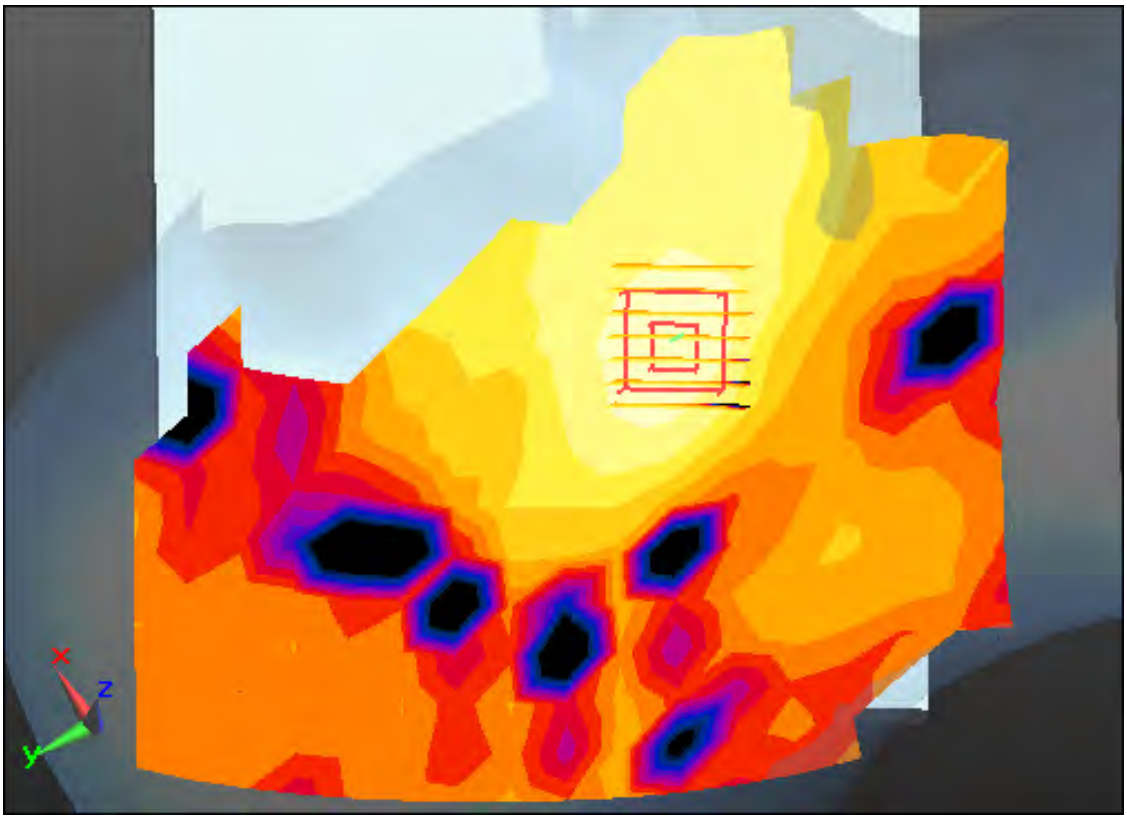

Enlarged Plot for A12

DT&C Co., Ltd.

DUT: LM-F100EMW; Type: Bar

Communication System: UID 0, 2.4 GHz W-LAN (0); Frequency: 2412 MHz;Duty Cycle: 1:1
Medium parameters used: f = 2412 MHz; σ = 1.735 S/m; ε_r = 38.325; ρ = 1000 kg/m^3
Phantom section: Right Section

DASY5 Configuration:
Probe: EX3DV4 - SN3933; ConvF(7.84, 7.84, 7.84); Calibrated: 9/27/2019 Electronics: DAE3 Sn520
Sensor-Surface: 2mm (Mechanical Surface Detection)
Phantom: SAM with CRP_2013_10_08_right; Type: QD000P40CD; Serial: TP:1785
Measurement SW: DASY52, Version 52.10 (3); SEMCAD X Version 14.6.13 (7474)

Test Date: 2020-08-24; Ambient Temp: 21.4; Tissue Temp: 21.1

Right Touch, WLAN(802.11b) Ch. 1, Ant Internal, Standard Battery, Ant.1

Swivel Mode

Area Scan (17x17x1): Measurement grid: dx=12mm, dy=12mm
Zoom Scan (7x7x7)/Cube 0: Measurement grid: dx=5mm, dy=5mm, dz=5mm Power Drift = -0.08 dB
Peak SAR (extrapolated) = 0.821 W/kg
SAR(1 g) = 0.378 W/kg; SAR(10 g) = 0.166 W/kg

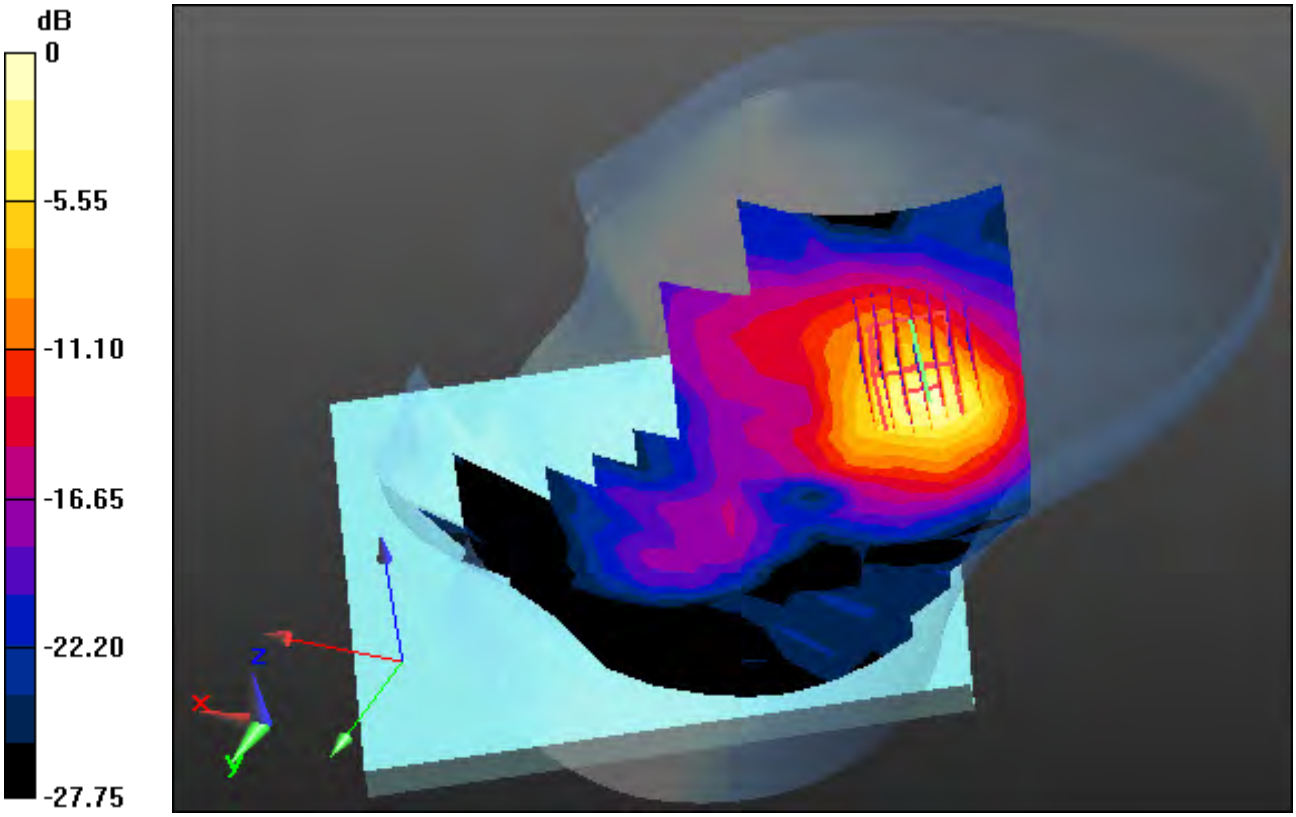

0 dB = 0.602 W/kg

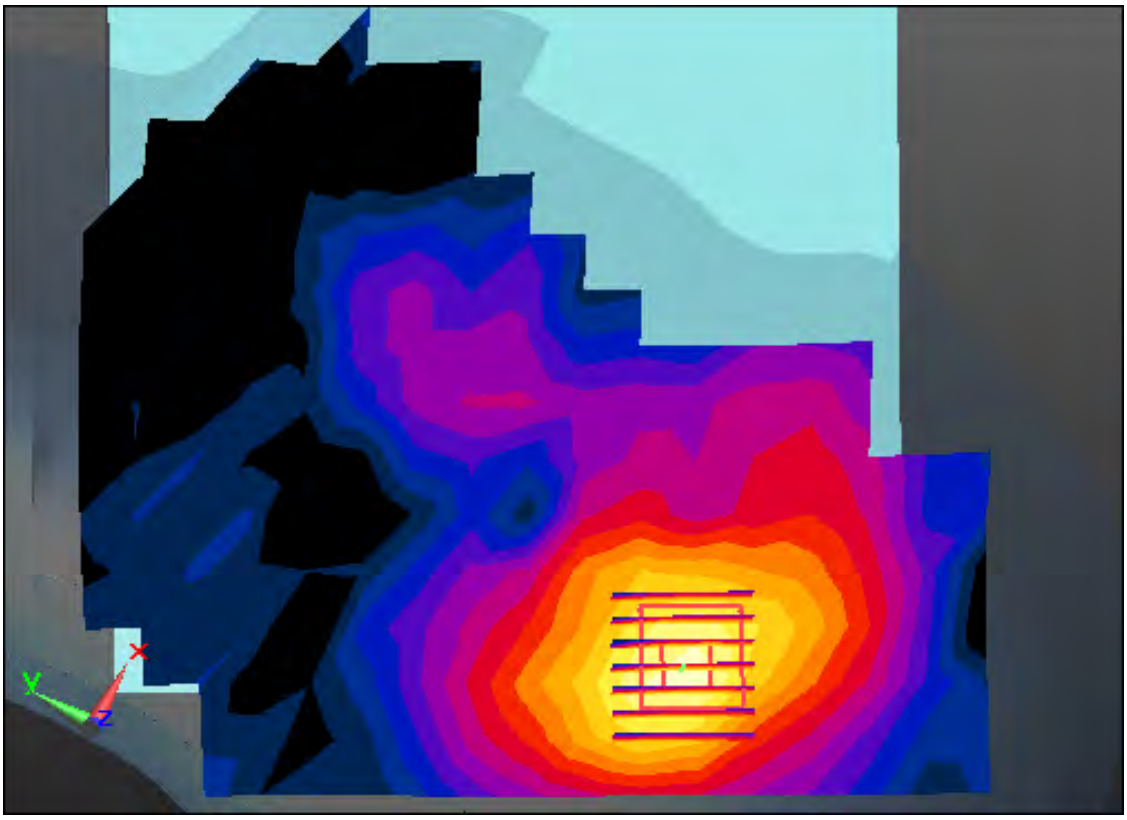

Enlarged Plot for A13

DT&C Co., Ltd.

DUT: LM-F100EMW; Type: Bar

Communication System: UID 0, 2.4 GHz W-LAN (0); Frequency: 2412 MHz;Duty Cycle: 1:1
Medium parameters used: f = 2412 MHz; σ = 1.735 S/m; ε_r = 38.325; ρ = 1000 kg/m^3
Phantom section: Right Section

DASY5 Configuration:
Probe: EX3DV4 - SN3933; ConvF(7.84, 7.84, 7.84); Calibrated: 9/27/2019 Electronics: DAE3 Sn520
Sensor-Surface: 2mm (Mechanical Surface Detection)
Phantom: SAM with CRP_2013_10_08_right; Type: QD000P40CD; Serial: TP:1785
Measurement SW: DASY52, Version 52.10 (3); SEMCAD X Version 14.6.13 (7474)

Test Date: 2020-08-24; Ambient Temp: 21.4; Tissue Temp: 21.1

Right Tilt, WLAN(802.11b) Ch. 1, Ant Internal, Standard Battery, Ant.2

Swivel Mode

Area Scan (17x17x1): Measurement grid: dx=12mm, dy=12mm
Zoom Scan (7x7x7)/Cube 0: Measurement grid: dx=5mm, dy=5mm, dz=5mm
Power Drift = 0.15 dB
Peak SAR (extrapolated) = 0.987 W/kg
SAR(1 g) = 0.378 W/kg; SAR(10 g) = 0.145 W/kg

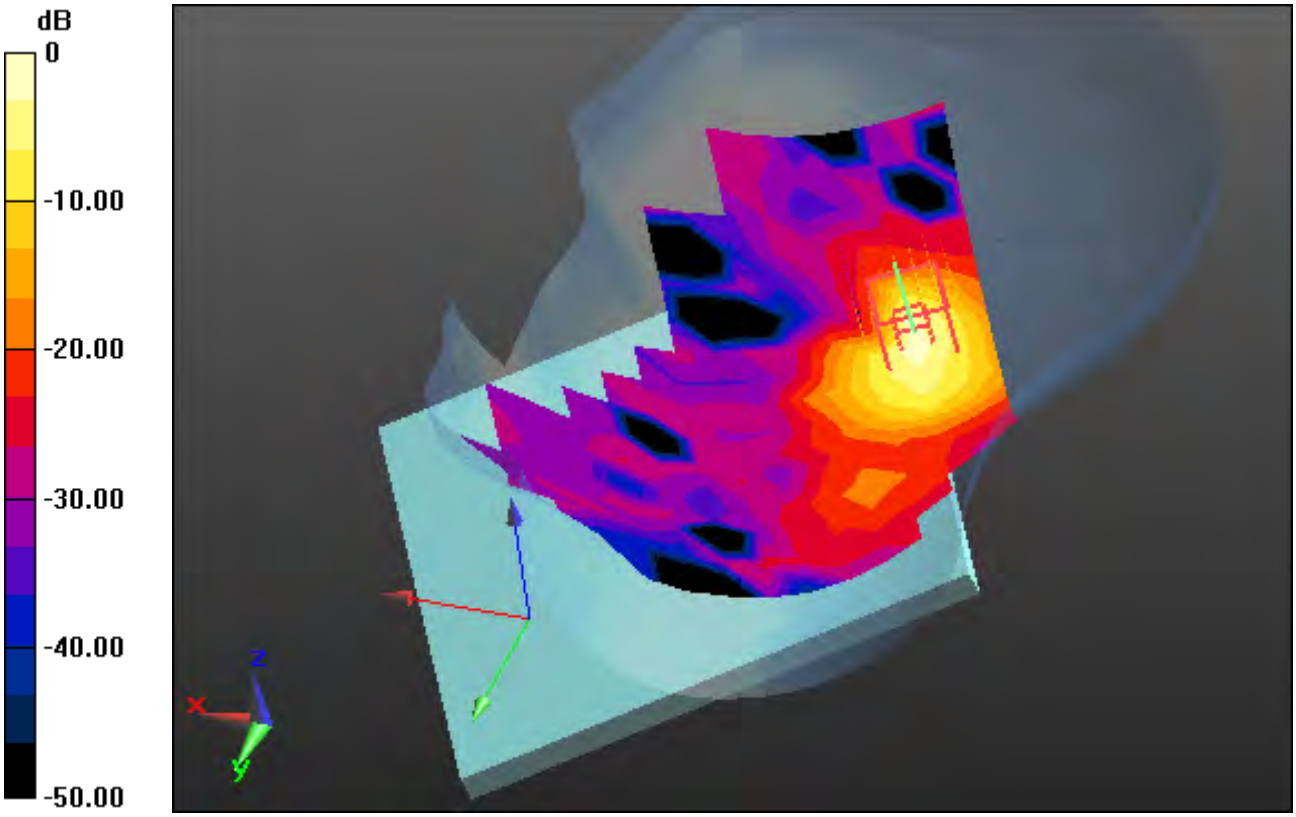

0 dB = 0.669 W/kg

0 dB = 0.669 W/kg

Enlarged Plot for A14

DT&C Co., Ltd.

DUT: LM-F100EMW; Type: Bar

Communication System: UID 0, 2.4 GHz W-LAN (0); Frequency: 2412 MHz;Duty Cycle: 1:1
Medium parameters used: f = 2412 MHz; σ = 1.735 S/m; ε_r = 38.325; ρ = 1000 kg/m^3
Phantom section: Right Section

DASY5 Configuration:
Probe: EX3DV4 - SN3933; ConvF(7.84, 7.84, 7.84); Calibrated: 9/27/2019 Electronics: DAE3 Sn520
Sensor-Surface: 2mm (Mechanical Surface Detection)
Phantom: SAM with CRP_2013_10_08_right; Type: QD000P40CD; Serial: TP:1785
Measurement SW: DASY52, Version 52.10 (3); SEMCAD X Version 14.6.13 (7474)

Test Date: 2020-08-24; Ambient Temp: 21.4; Tissue Temp: 21.1

Right Tilt, WLAN(802.11g) Ch. 1, Ant Internal, Standard Battery, MIMO

Swivel Mode

Area Scan (17x17x1): Measurement grid: dx=12mm, dy=12mm
Zoom Scan (7x7x7)/Cube 0: Measurement grid: dx=5mm, dy=5mm, dz=5mm
Power Drift = -0.11 dB
Peak SAR (extrapolated) = 0.873 W/kg
SAR(1 g) = 0.387 W/kg; SAR(10 g) = 0.173 W/kg

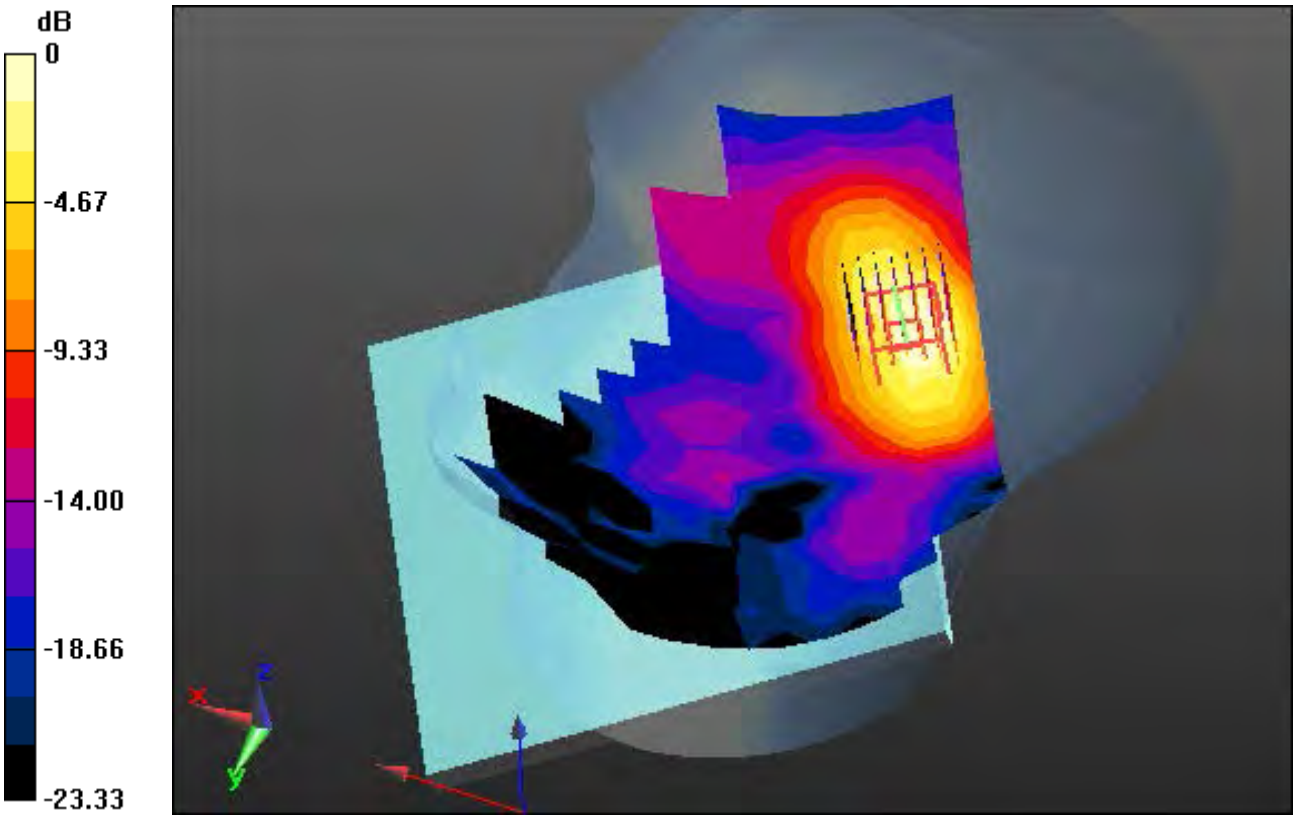

0 dB = 0.610 W/kg

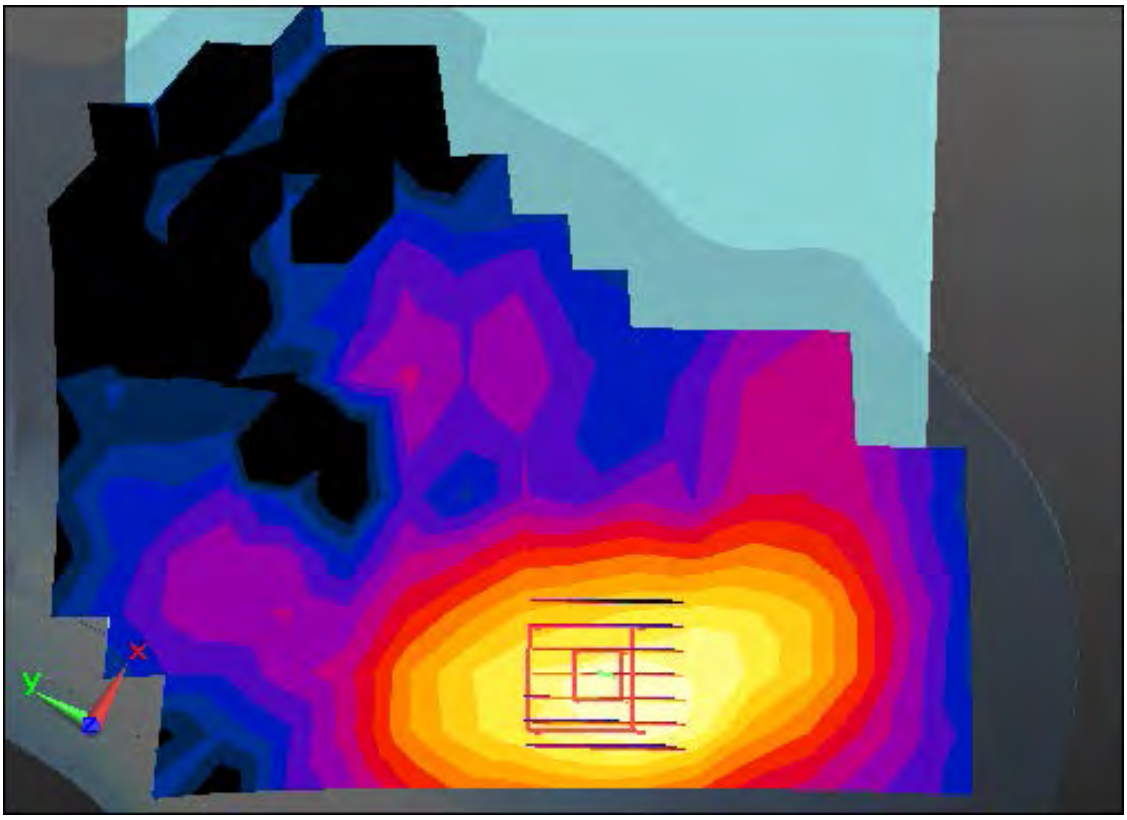

Enlarged Plot for A15

DT&C Co., Ltd.

DUT: LM-F100EMW; Type: Bar

Communication System: UID 0, W-LAN_5300 (0); Frequency: 5260 MHz;Duty Cycle: 1:1
Medium parameters used: f = 5260 MHz; σ = 4.819 S/m; ε_r = 35.101; ρ = 1000 kg/m^3
Phantom section: Right Section

DASY5 Configuration:
Probe: EX3DV4 - SN3933; ConvF(5.1, 5.1, 5.1); Calibrated: 9/27/2019 Electronics: DAE3 Sn520
Sensor-Surface: 1.4mm (Mechanical Surface Detection)
Phantom: SAM with CRP_2013_10_08_right; Type: QD000P40CD; Serial: TP:1785
Measurement SW: DASY52, Version 52.10 (3); SEMCAD X Version 14.6.13 (7474)

Test Date: 2020-08-25; Ambient Temp: 21.3; Tissue Temp: 21.0

Right Touch, WLAN(802.11a) Ch. 52, Ant Internal, Standard Battery, Ant.1

Area Scan (13x21x1): Measurement grid: dx=10mm, dy=10mm
Zoom Scan (8x8x7)/Cube 0: Measurement grid: dx=4mm, dy=4mm, dz=1.4mm, Graded Ratio:1.4
Power Drift = 0.10 dB
Peak SAR (extrapolated) = 1.23 W/kg
SAR(1 g) = 0.349 W/kg; SAR(10 g) = 0.102 W/kg

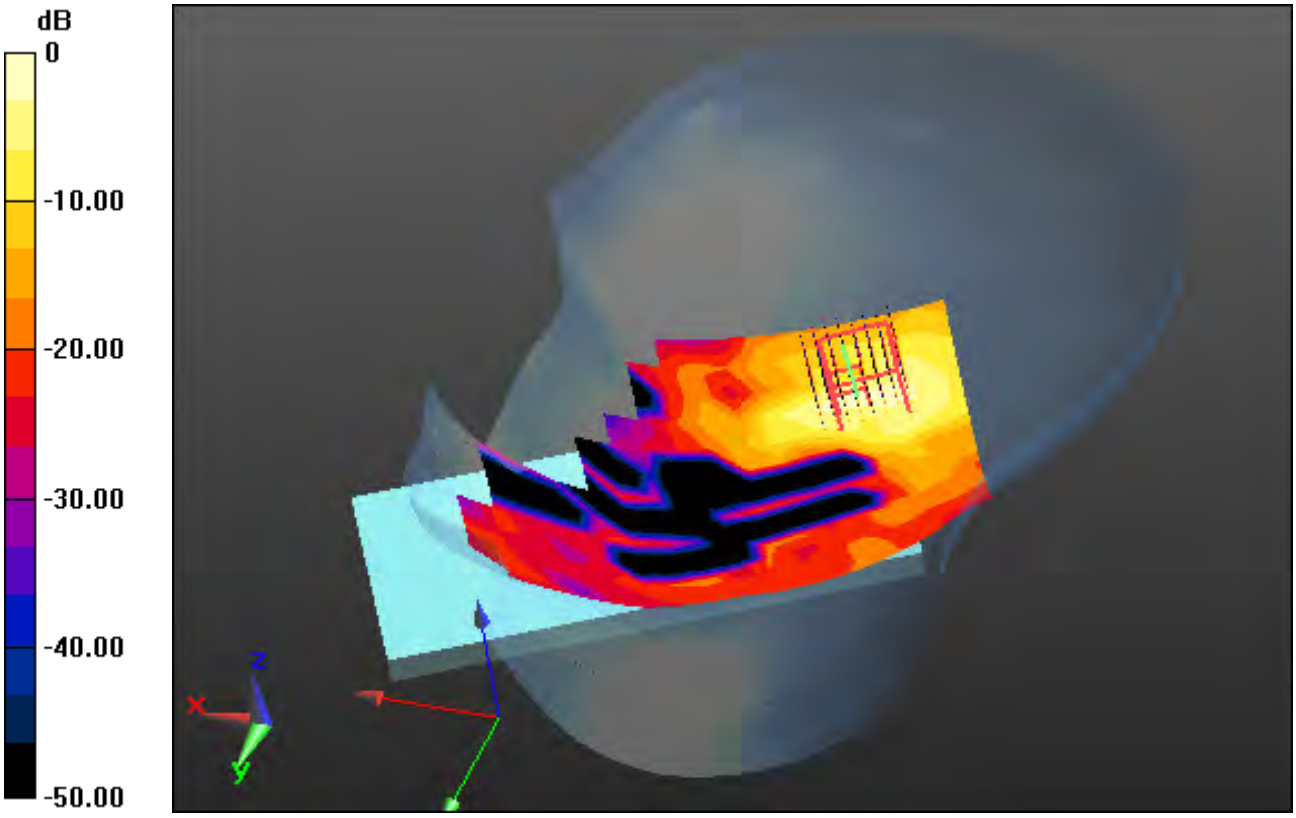

0 dB = 0.844 W/kg



Enlarged Plot for A16

DT&C Co., Ltd.

DUT: LM-F100EMW; Type: Bar

Communication System: UID 0, W-LAN_5300 (0); Frequency: 5300 MHz;Duty Cycle: 1:1
Medium parameters used: f = 5300 MHz; σ = 4.863 S/m; ε_r = 35.035; ρ = 1000 kg/m^3
Phantom section: Right Section

DASY5 Configuration:
Probe: EX3DV4 - SN3933; ConvF(5.1, 5.1, 5.1); Calibrated: 9/27/2019 Electronics: DAE3 Sn520
Sensor-Surface: 1.4mm (Mechanical Surface Detection)
Phantom: SAM with CRP_2013_10_08_right; Type: QD000P40CD; Serial: TP:1785
Measurement SW: DASY52, Version 52.10 (3); SEMCAD X Version 14.6.13 (7474)

Test Date: 2020-08-25; Ambient Temp: 21.3; Tissue Temp: 21.0

Right Tilt, WLAN(802.11a) Ch. 60, Ant Internal, Standard Battery, Ant.2

Swivel Mode

Area Scan (21x21x1): Measurement grid: dx=10mm, dy=10mm
Zoom Scan (8x8x7)/Cube 0: Measurement grid: dx=4mm, dy=4mm, dz=1.4mm, Graded Ratio:1.4
Power Drift = -0.12 dB
Peak SAR (extrapolated) = 0.905 W/kg
SAR(1 g) = 0.203 W/kg; SAR(10 g) = 0.049 W/kg

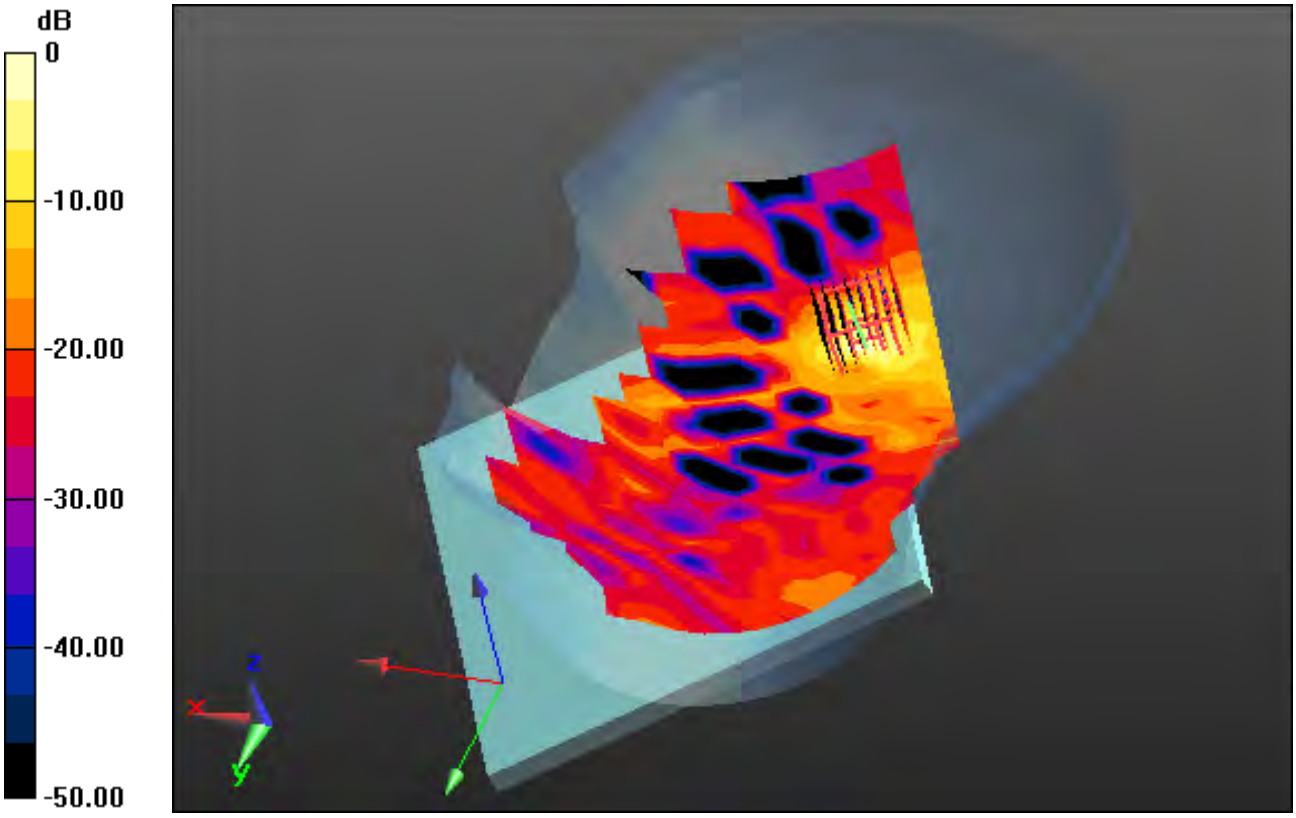

0 dB = 0.568 W/kg



Enlarged Plot for A17

DT&C Co., Ltd.

DUT: LM-F100EMW; Type: Bar

Communication System: UID 0, W-LAN_5300 (0); Frequency: 5260 MHz;Duty Cycle: 1:1
Medium parameters used: f = 5260 MHz; σ = 4.819 S/m; ε_r = 35.101; ρ = 1000 kg/m^3
Phantom section: Left Section

DASY5 Configuration:
Probe: EX3DV4 - SN3933; ConvF(5.1, 5.1, 5.1); Calibrated: 9/27/2019 Electronics: DAE3 Sn520
Sensor-Surface: 1.4mm (Mechanical Surface Detection)
Phantom: SAM with CRP_2013_10_08_right; Type: QD000P40CD; Serial: TP:1785
Measurement SW: DASY52, Version 52.10 (3); SEMCAD X Version 14.6.13 (7474)

Test Date: 2020-08-25; Ambient Temp: 21.3; Tissue Temp: 21.0

Right Touch, WLAN(802.11a) Ch. 52, Ant Internal, Standard Battery, MIMO

Area Scan (13x21x1): Measurement grid: dx=10mm, dy=10mm
Zoom Scan (8x8x7)/Cube 0: Measurement grid: dx=4mm, dy=4mm, dz=1.4mm, Graded Ratio:1.4
Power Drift = 0.19 dB
Peak SAR (extrapolated) = 1.15 W/kg
SAR(1 g) = 0.359 W/kg; SAR(10 g) = 0.123 W/kg

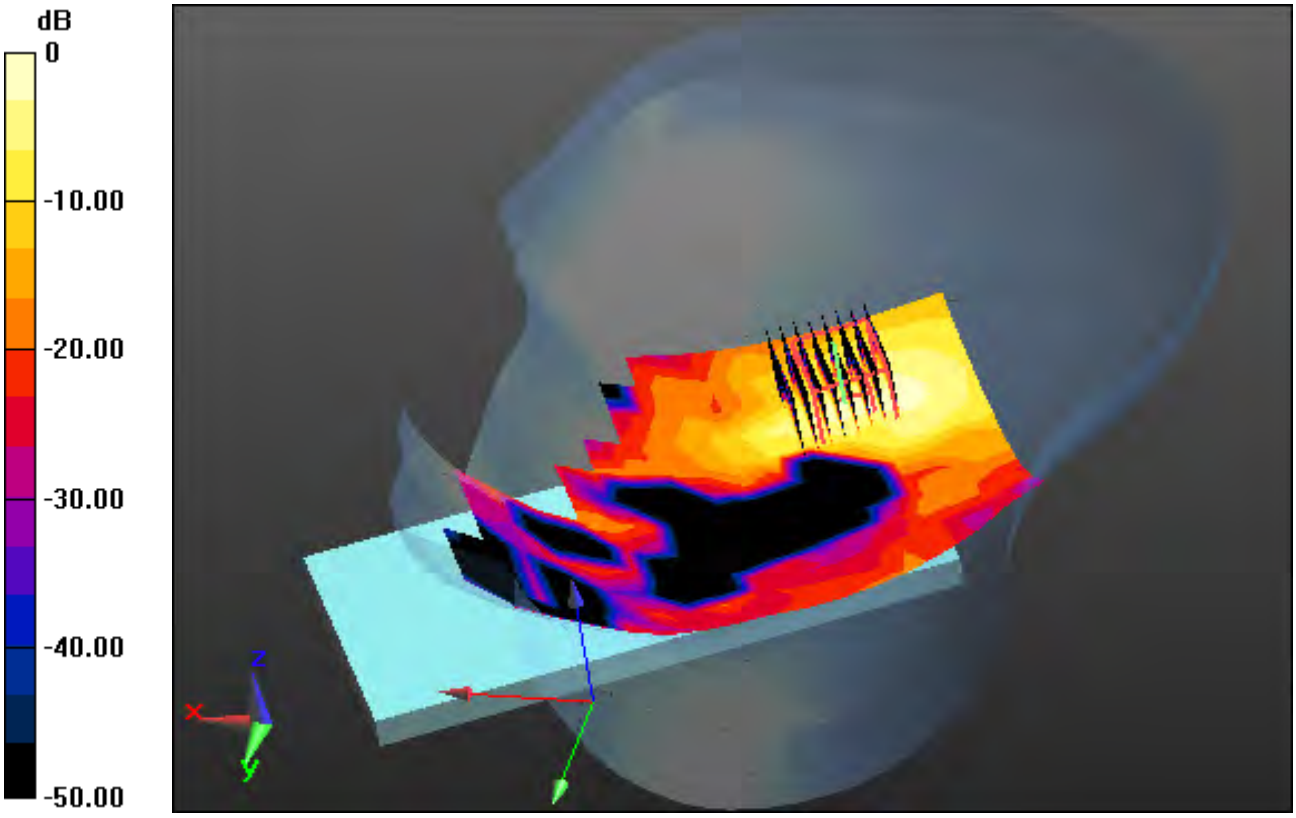

0 dB = 0.778 W/kg



Enlarged Plot for A18

DT&C Co., Ltd.

DUT: LM-F100EMW; Type: Bar

Communication System: UID 0, W-LAN_5600 (0); Frequency: 5660 MHz;Duty Cycle: 1:1
Medium parameters used: f = 5660 MHz; σ = 5.309 S/m; ε_r = 34.753; ρ = 1000 kg/m^3
Phantom section: Right Section

DASY5 Configuration:
Probe: EX3DV4 - SN3933; ConvF(4.8, 4.8, 4.8); Calibrated: 9/27/2019 Electronics: DAE3 Sn520
Sensor-Surface: 1.4mm (Mechanical Surface Detection)
Phantom: SAM with CRP_2013_10_08_right; Type: QD000P40CD; Serial: TP:1785
Measurement SW: DASY52, Version 52.10 (3); SEMCAD X Version 14.6.13 (7474)

Test Date: 2020-08-26; Ambient Temp: 21.6; Tissue Temp: 21.3

Right Touch, WLAN(802.11a) Ch. 132, Ant Internal, Standard Battery, Ant.1

Area Scan (13x21x1): Measurement grid: dx=10mm, dy=10mm
Zoom Scan (8x8x7)/Cube 0: Measurement grid: dx=4mm, dy=4mm, dz=1.4mm, Graded Ratio:1.4
Power Drift = 0.01 dB
Peak SAR (extrapolated) = 2.44 W/kg
SAR(1 g) = 0.315 W/kg; SAR(10 g) = 0.092 W/kg

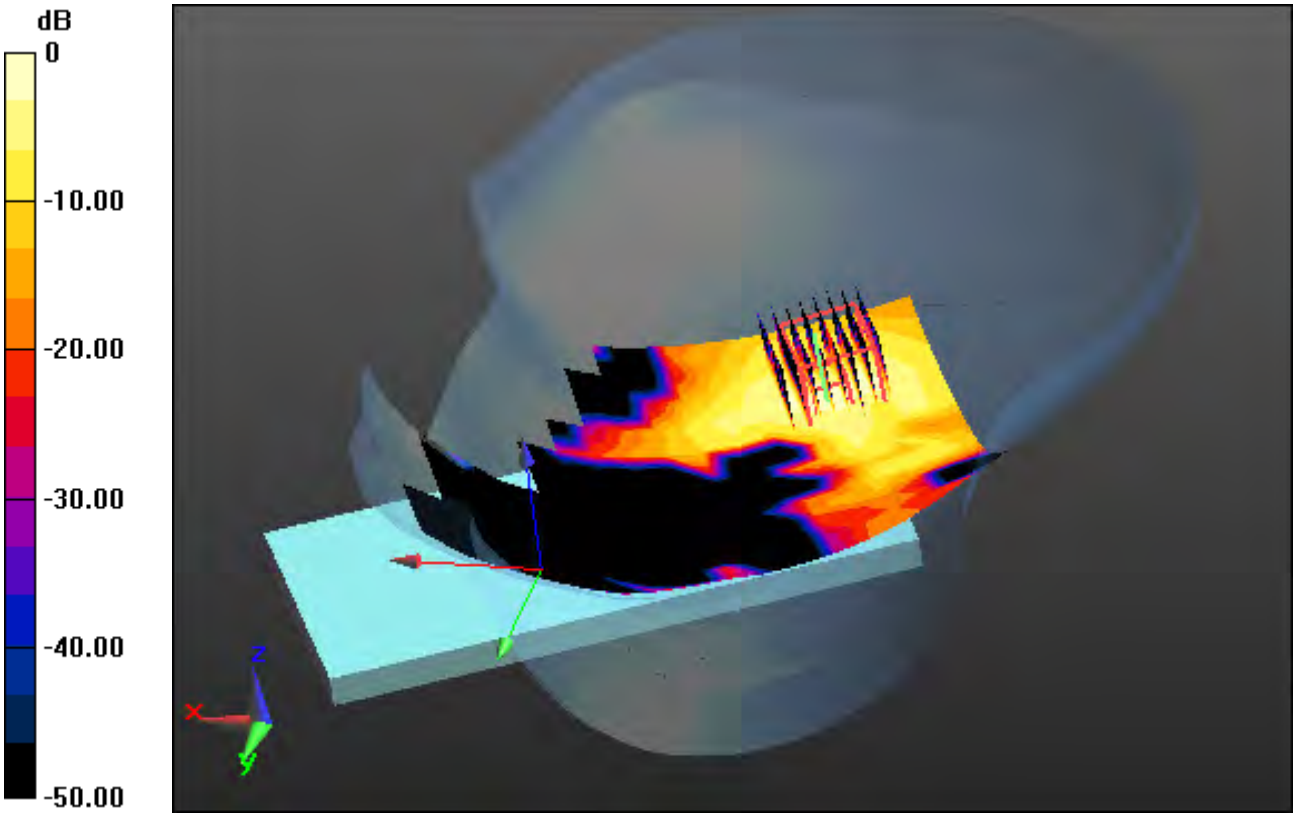

0 dB = 0.752 W/kg



Enlarged Plot for A19

DT&C Co., Ltd.

DUT: LM-F100EMW; Type: Bar

Communication System: UID 0, W-LAN_5600 (0); Frequency: 5500 MHz;Duty Cycle: 1:1
Medium parameters used: f = 5500 MHz; σ = 5.121 S/m; ε_r = 35.016; ρ = 1000 kg/m^3
Phantom section: Left Section

DASY5 Configuration:
Probe: EX3DV4 - SN3933; ConvF(4.95, 4.95, 4.95); Calibrated: 9/27/2019 Electronics: DAE3 Sn520
Sensor-Surface: 1.4mm (Mechanical Surface Detection)
Phantom: SAM with CRP_2013_10_08_right; Type: QD000P40CD; Serial: TP:1785
Measurement SW: DASY52, Version 52.10 (3); SEMCAD X Version 14.6.13 (7474)

Test Date: 2020-08-26; Ambient Temp: 21.6; Tissue Temp: 21.3

Left Tilt, WLAN(802.11a) Ch. 100, Ant Internal, Standard Battery, Ant.2

Area Scan (13x21x1): Measurement grid: dx=10mm, dy=10mm
Zoom Scan (8x8x7)/Cube 0: Measurement grid: dx=4mm, dy=4mm, dz=1.4mm, Graded Ratio:1.4
Power Drift = -0.07 dB
Peak SAR (extrapolated) = 0.256 W/kg
SAR(1 g) = 0.080 W/kg; SAR(10 g) = 0.029 W/kg

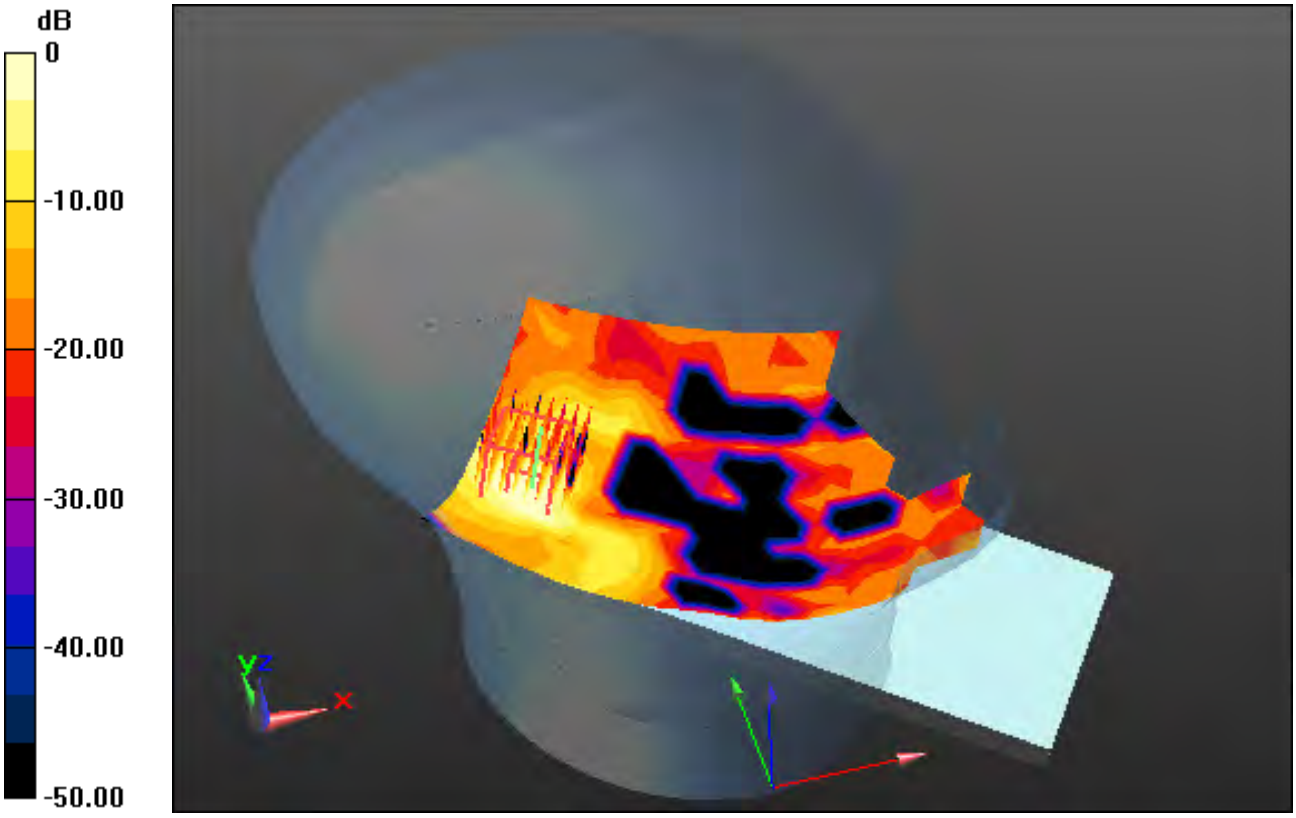

0 dB = 0.178 W/kg

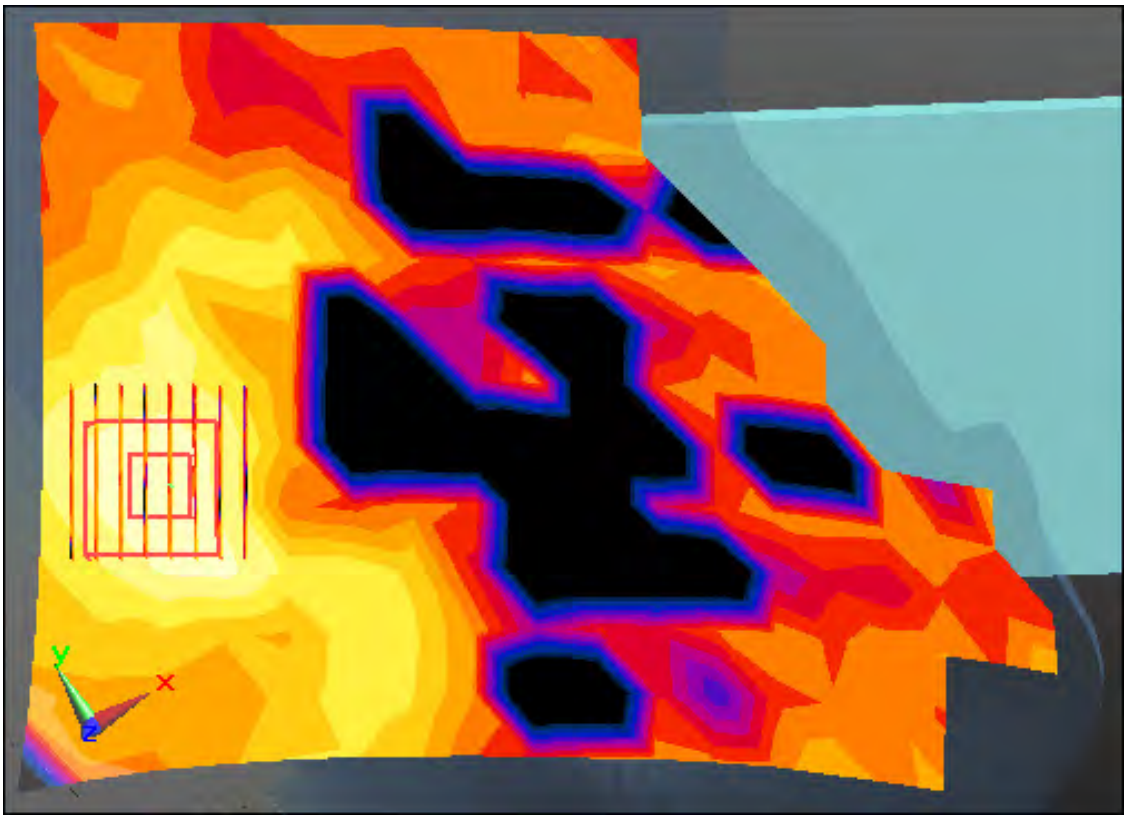

Enlarged Plot for A20

DT&C Co., Ltd.

DUT: LM-F100EMW; Type: Bar

Communication System: UID 0, W-LAN_5600 (0); Frequency: 5660 MHz;Duty Cycle: 1:1
Medium parameters used: f = 5660 MHz; σ = 5.309 S/m; ε_r = 34.753; ρ = 1000 kg/m^3
Phantom section: Right Section

DASY5 Configuration:
Probe: EX3DV4 - SN3933; ConvF(4.8, 4.8, 4.8); Calibrated: 9/27/2019 Electronics: DAE3 Sn520
Sensor-Surface: 1.4mm (Mechanical Surface Detection)
Phantom: SAM with CRP_2013_10_08_right; Type: QD000P40CD; Serial: TP:1785
Measurement SW: DASY52, Version 52.10 (3); SEMCAD X Version 14.6.13 (7474)

Test Date: 2020-08-26; Ambient Temp: 21.6; Tissue Temp: 21.3

Right Touch, WLAN(802.11a) Ch. 132, Ant Internal, Standard Battery, MIMO

Area Scan (13x21x1): Measurement grid: dx=10mm, dy=10mm
Zoom Scan (8x8x7)/Cube 0: Measurement grid: dx=4mm, dy=4mm, dz=1.4mm, Graded Ratio:1.4
Power Drift = 0.07 dB
Peak SAR (extrapolated) = 2.52 W/kg
SAR(1 g) = 0.317 W/kg; SAR(10 g) = 0.096 W/kg



0 dB = 0.794 W/kg



Enlarged Plot for A21

DT&C Co., Ltd.

DUT: LM-F100EMW; Type: Bar

Communication System: UID 0, W-LAN_5800 (0); Frequency: 5745 MHz;Duty Cycle: 1:1
Medium parameters used: f = 5745 MHz; σ = 5.393 S/m; ε_r = 34.133; ρ = 1000 kg/m^3
Phantom section: Right Section

DASY5 Configuration:
Probe: EX3DV4 - SN3933; ConvF(4.75, 4.75, 4.75); Calibrated: 9/27/2019 Electronics: DAE3 Sn520
Sensor-Surface: 1.4mm (Mechanical Surface Detection)
Phantom: SAM with CRP_2013_10_08_right; Type: QD000P40CD; Serial: TP:1785
Measurement SW: DASY52, Version 52.10 (3); SEMCAD X Version 14.6.13 (7474)

Test Date: 2020-08-27; Ambient Temp: 21.4; Tissue Temp: 21.2

Right Touch, WLAN(802.11a) Ch. 149, Ant Internal, Standard Battery, Ant.1

Area Scan (13x21x1): Measurement grid: dx=10mm, dy=10mm
Zoom Scan (8x8x7)/Cube 0: Measurement grid: dx=4mm, dy=4mm, dz=1.4mm, Graded Ratio:1.4
Power Drift = 0.12 dB
Peak SAR (extrapolated) = 0.925 W/kg
SAR(1 g) = 0.225 W/kg; SAR(10 g) = 0.064 W/kg

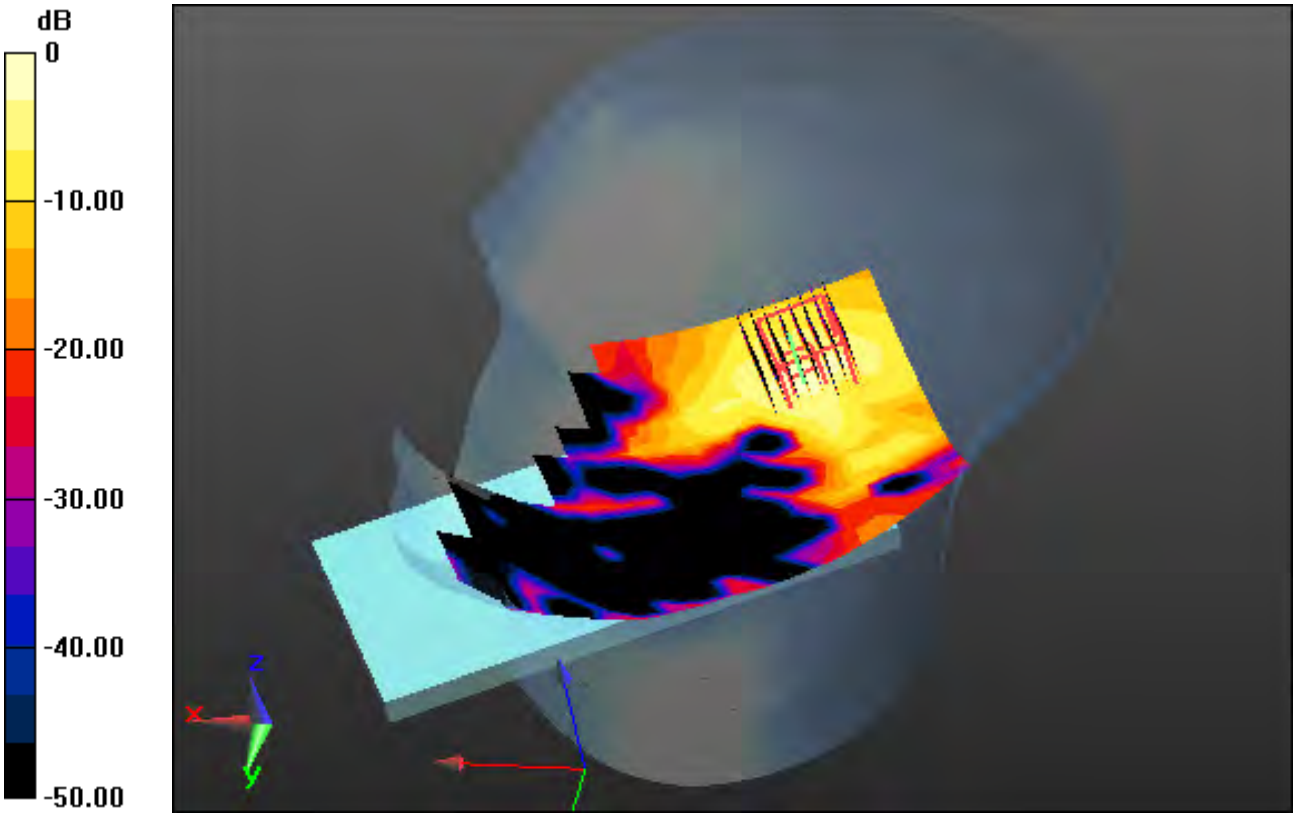

0 dB = 0.586 W/kg



Enlarged Plot for A22

DT&C Co., Ltd.

DUT: LM-F100EMW; Type: Bar

Communication System: UID 0, W-LAN_5800 (0); Frequency: 5745 MHz;Duty Cycle: 1:1
Medium parameters used: f = 5745 MHz; σ = 5.393 S/m; ε_r = 34.133; ρ = 1000 kg/m^3
Phantom section: Left Section

DASY5 Configuration:
Probe: EX3DV4 - SN3933; ConvF(4.75, 4.75, 4.75); Calibrated: 9/27/2019 Electronics: DAE3 Sn520
Sensor-Surface: 1.4mm (Mechanical Surface Detection)
Phantom: SAM with CRP_2013_10_08_right; Type: QD000P40CD; Serial: TP:1785
Measurement SW: DASY52, Version 52.10 (3); SEMCAD X Version 14.6.13 (7474)

Test Date: 2020-08-27; Ambient Temp: 21.4; Tissue Temp: 21.2

Left Tilt, WLAN(802.11a) Ch. 149, Ant Internal, Standard Battery, Ant.2

Area Scan (13x21x1): Measurement grid: dx=10mm, dy=10mm
Zoom Scan (8x8x7)/Cube 0: Measurement grid: dx=4mm, dy=4mm, dz=1.4mm, Graded Ratio:1.4
Power Drift = -0.05 dB
Peak SAR (extrapolated) = 0.151 W/kg
SAR(1 g) = 0.036 W/kg; SAR(10 g) = 0.012 W/kg

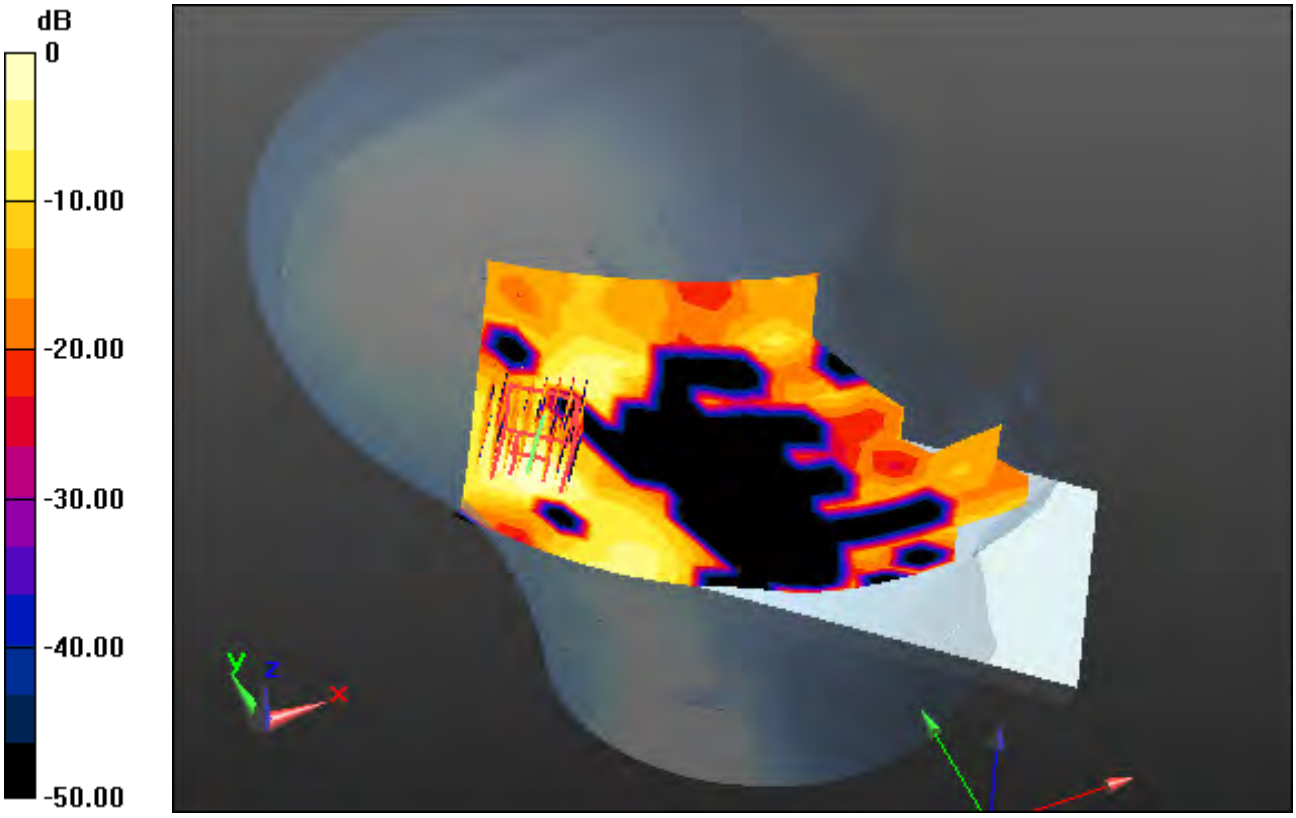

0 dB = 0.0900 W/kg

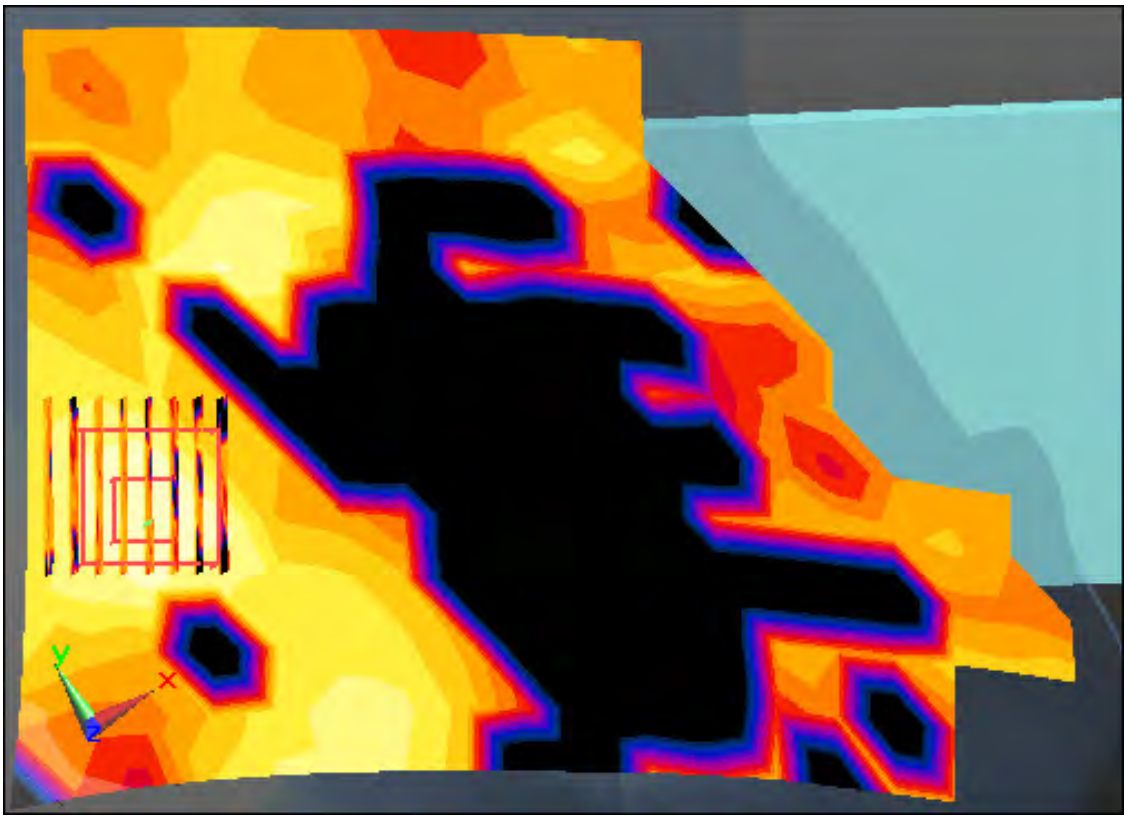

Enlarged Plot for A23

DT&C Co., Ltd.

DUT: LM-F100EMW; Type: Bar

Communication System: UID 0, W-LAN_5800 (0); Frequency: 5745 MHz;Duty Cycle: 1:1
Medium parameters used: f = 5745 MHz; σ = 5.393 S/m; ε_r = 34.133; ρ = 1000 kg/m^3
Phantom section: Right Section

DASY5 Configuration:
Probe: EX3DV4 - SN3933; ConvF(4.75, 4.75, 4.75); Calibrated: 9/27/2019 Electronics: DAE3 Sn520
Sensor-Surface: 1.4mm (Mechanical Surface Detection)
Phantom: SAM with CRP_2013_10_08_right; Type: QD000P40CD; Serial: TP:1785
Measurement SW: DASY52, Version 52.10 (3); SEMCAD X Version 14.6.13 (7474)

Test Date: 2020-08-27; Ambient Temp: 21.4; Tissue Temp: 21.2

Right Touch, WLAN(802.11a) Ch. 149, Ant Internal, Standard Battery, MIMO

Area Scan (13x21x1): Measurement grid: dx=10mm, dy=10mm
Zoom Scan (8x8x7)/Cube 0: Measurement grid: dx=4mm, dy=4mm, dz=1.4mm, Graded Ratio:1.4
Power Drift = 0.09 dB
Peak SAR (extrapolated) = 1.13 W/kg
SAR(1 g) = 0.240 W/kg; SAR(10 g) = 0.076 W/kg



0 dB = 0.578 W/kg



Enlarged Plot for A24

DT&C Co., Ltd.

DUT: LM-F100EMW; Type: Bar

Communication System: UID 0, Bluetooth (0); Frequency: 2441 MHz;Duty Cycle: 1:1.302
Medium parameters used: f = 2441 MHz; σ = 1.77 S/m; ε_r = 38.246; ρ = 1000 kg/m^3
Phantom section: Right Section

DASY5 Configuration:
Probe: EX3DV4 - SN3933; ConvF(7.84, 7.84, 7.84); Calibrated: 9/27/2019 Electronics: DAE3 Sn520
Sensor-Surface: 2mm (Mechanical Surface Detection)
Phantom: SAM with CRP_2013_10_08_right; Type: QD000P40CD; Serial: TP:1785
Measurement SW: DASY52, Version 52.10 (3); SEMCAD X Version 14.6.13 (7474)

Test Date: 2020-08-24; Ambient Temp: 21.4; Tissue Temp: 21.1

Right Touch, Bluetooth 1 Mbps Ch. 39, Ant Internal, Standard Battery

Area Scan (11x17x1): Measurement grid: dx=12mm, dy=12mm
Zoom Scan (7x7x7)/Cube 0: Measurement grid: dx=5mm, dy=5mm, dz=5mm
Power Drift = 0.09 dB
Peak SAR (extrapolated) = 0.186 W/kg
SAR(1 g) = 0.083 W/kg; SAR(10 g) = 0.036 W/kg

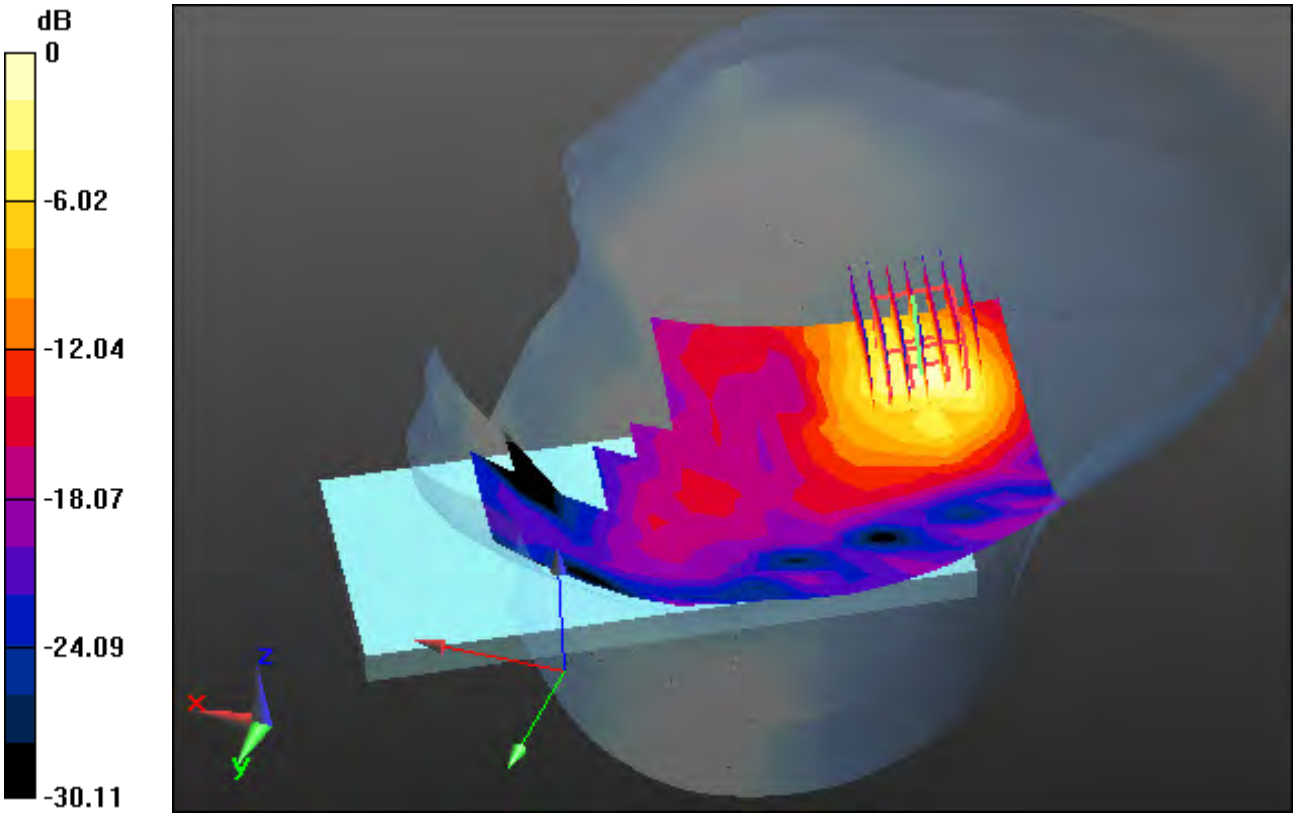

0 dB = 0.134 W/kg

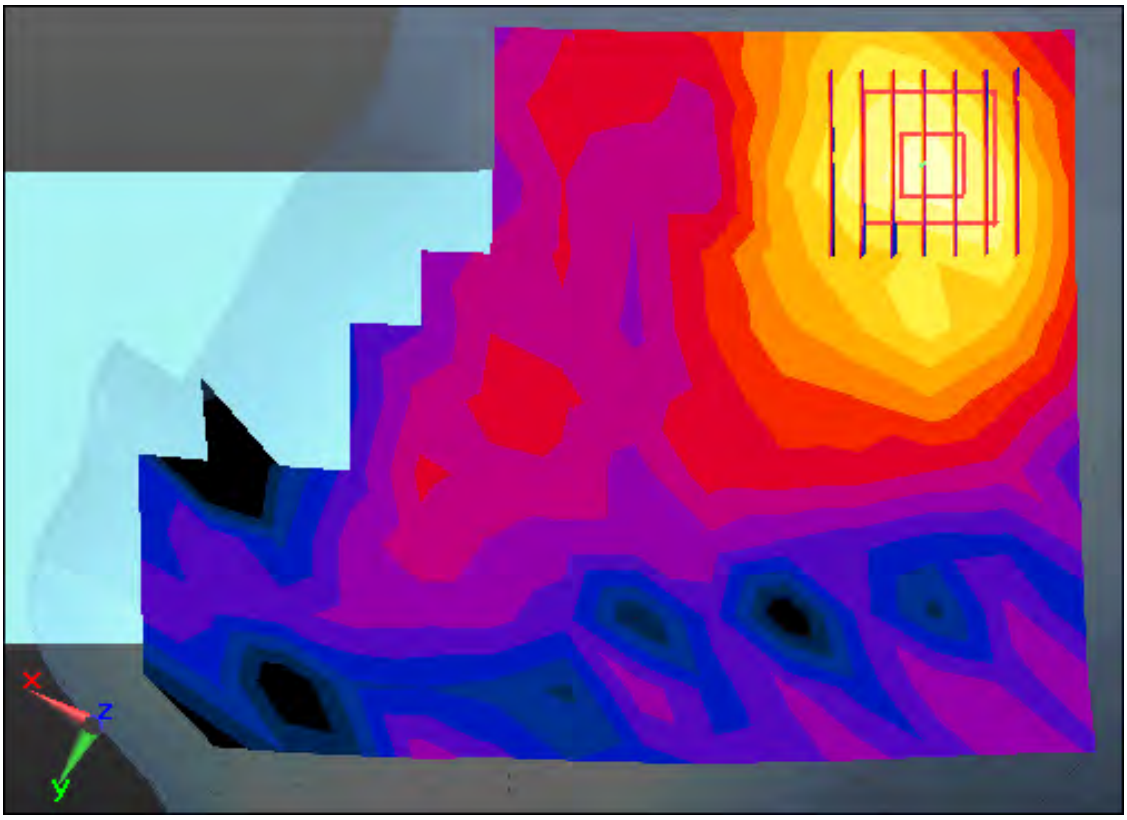

Enlarged Plot for A25

DT&C Co., Ltd.

DUT: LM-F100EMW; Type: Bar;

Communication System: UID 0, GSM 850 (0); Frequency: 836.6 MHz; Duty Cycle: 1:8.3
Medium parameters used: f = 836.6 MHz; σ = 1.007 S/m; ε_r = 53.332; ρ = 1000 kg/m^3
Phantom section: Flat Section

DASY5 Configuration:
Probe: ES3DV3 - SN3328; ConvF(6.11, 6.11, 6.11); Calibrated: 3/25/2020 Electronics: DAE4 Sn1392
Sensor-Surface: 3mm (Mechanical Surface Detection)
Phantom: SAM-twin middle_2013_09_24; Type: QD000P40CD; Serial: 1782
Measurement SW: DASY52, Version 52.10 (3); SEMCAD X Version 14.6.13 (7474)

Test Date: 2020-08-14; Ambient Temp: 21.6; Tissue Temp: 21.4

1 cm space from Body, Rear, GSM850 Ch. 190, Ant Internal

Area Scan (10x15x1): Measurement grid: dx=15mm, dy=15mm
Zoom Scan (5x5x7)/Cube 0: Measurement grid: dx=8mm, dy=8mm, dz=5mm
Power Drift = 0.00 dB
Peak SAR (extrapolated) = 0.170 W/kg
SAR(1 g) = 0.102 W/kg; SAR(10 g) = 0.062 W/kg

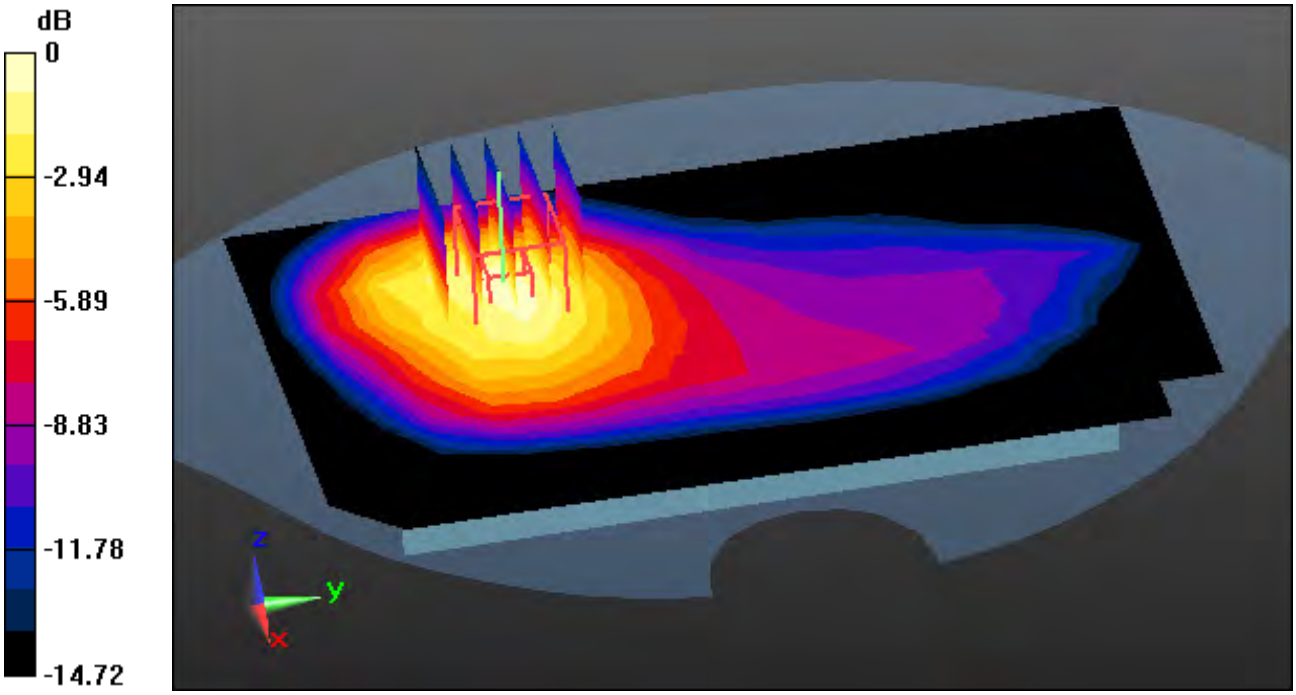

0 dB = 0.124 W/kg

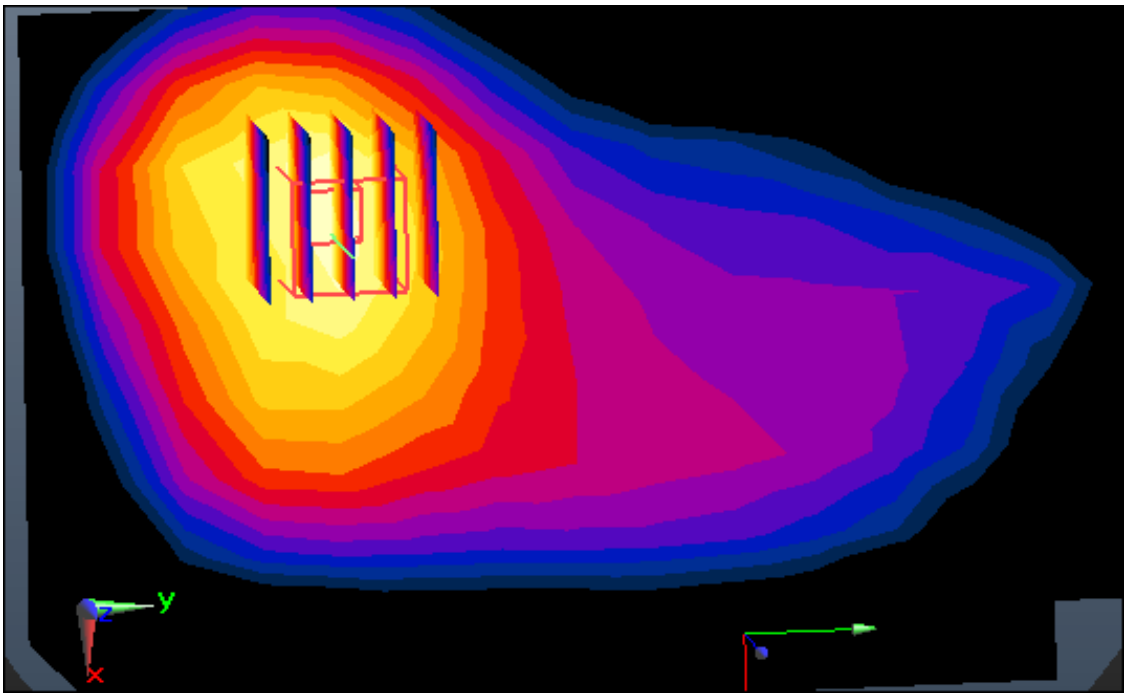

Enlarged Plot for A26

DT&C Co., Ltd.

DUT: LM-F100EMW; Type: Bar;

Communication System: UID 0, GSM 850_4 Tx (0); Frequency: 836.6 MHz; Duty Cycle: 1:2.075
Medium parameters used: f = 836.6 MHz; σ = 1.007 S/m; ε_r = 53.332; ρ = 1000 kg/m^3
Phantom section: Flat Section

DASY5 Configuration:
Probe: ES3DV3 - SN3328; ConvF(6.11, 6.11, 6.11); Calibrated: 3/25/2020 Electronics: DAE4 Sn1392
Sensor-Surface: 3mm (Mechanical Surface Detection)
Phantom: SAM-twin middle_2013_09_24; Type: QD000P40CD; Serial: 1782
Measurement SW: DASY52, Version 52.10 (3); SEMCAD X Version 14.6.13 (7474)

Test Date: 2020-08-14; Ambient Temp: 21.6; Tissue Temp: 21.4

1 cm space from Body, Rear, GSM850 GPRS 4 Tx Ch. 190, Ant Internal

Area Scan (10x15x1): Measurement grid: dx=15mm, dy=15mm
Zoom Scan (5x5x7)/Cube 0: Measurement grid: dx=8mm, dy=8mm, dz=5mm
Power Drift = -0.04 dB
Peak SAR (extrapolated) = 0.182 W/kg
SAR(1 g) = 0.111 W/kg; SAR(10 g) = 0.068 W/kg

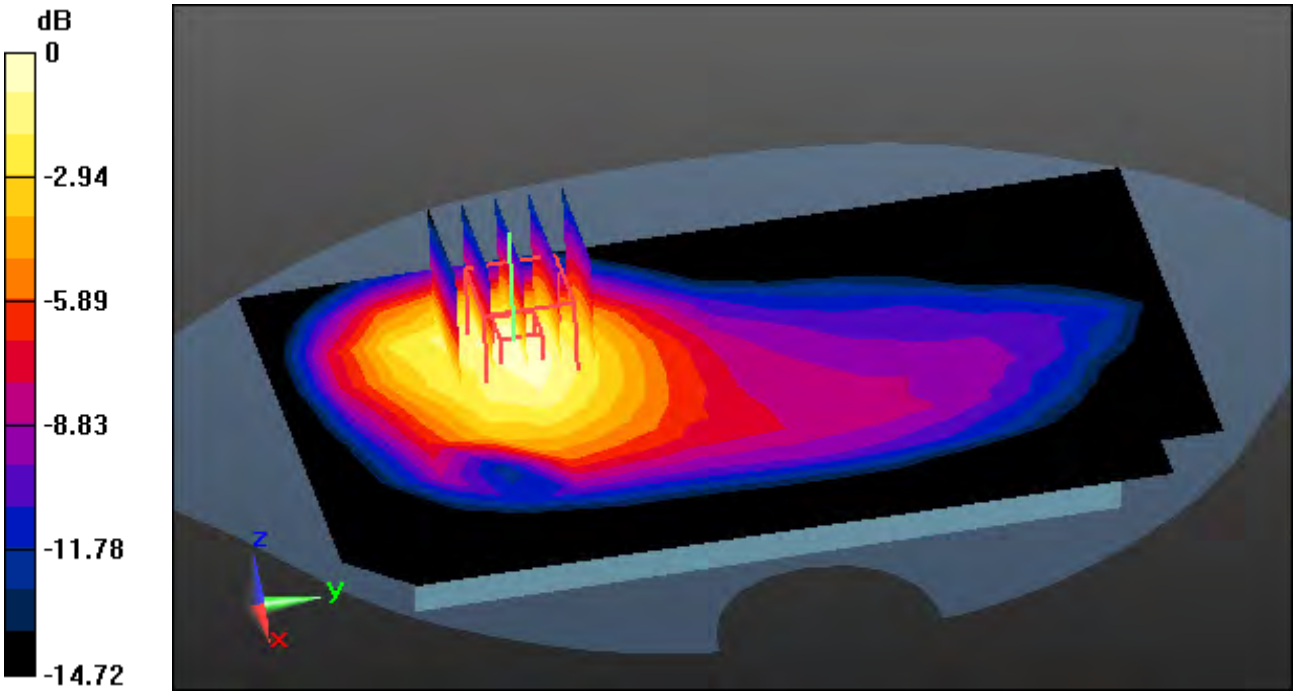

0 dB = 0.132 W/kg

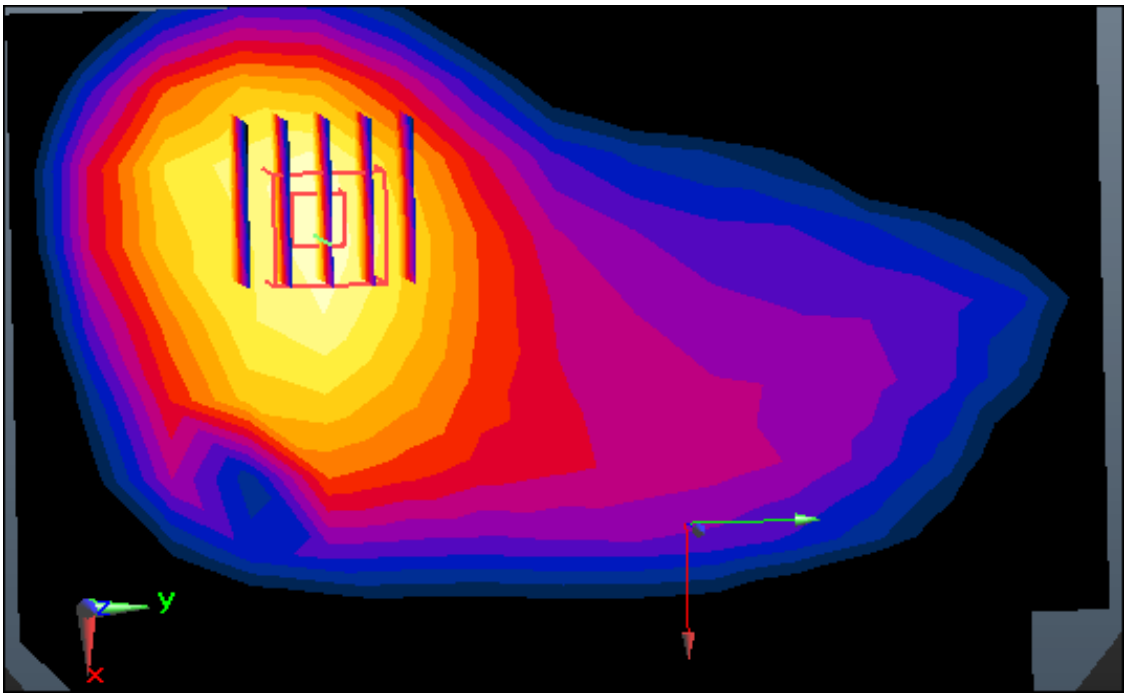

Enlarged Plot for A27

DT&C Co., Ltd.

DUT: LM-F100EMW; Type: Bar

Communication System: UID 0, PCS 1900 (0); Frequency: 1880 MHz; Duty Cycle: 1:8.3
Medium parameters used: f = 1880 MHz; σ = 1.534 S/m; ε_r = 54.361; ρ = 1000 kg/m^3
Phantom section: Flat Section

DASY5 Configuration:
Probe: EX3DV4 - SN3933; ConvF(8.15, 8.15, 8.15); Calibrated: 9/27/2019 Electronics: DAE3 Sn520
Sensor-Surface: 2mm (Mechanical Surface Detection)
Phantom: SAM with CRP_2016_07_22_middle; Type: QD000P40CD; Serial: TP:1786
Measurement SW: DASY52, Version 52.10 (3); SEMCAD X Version 14.6.13 (7474)

Test Date: 2020-08-20; Ambient Temp: 21.4; Tissue Temp: 21.2

1 cm space from Body, Rear, PCS1900 Ch. 661, Ant Internal

Area Scan (10x15x1): Measurement grid: dx=15mm, dy=15mm
Zoom Scan (5x5x7)/Cube 0: Measurement grid: dx=8mm, dy=8mm, dz=5mm
Power Drift = -0.14 dB
Peak SAR (extrapolated) = 0.602 W/kg
SAR(1 g) = 0.366 W/kg; SAR(10 g) = 0.203 W/kg

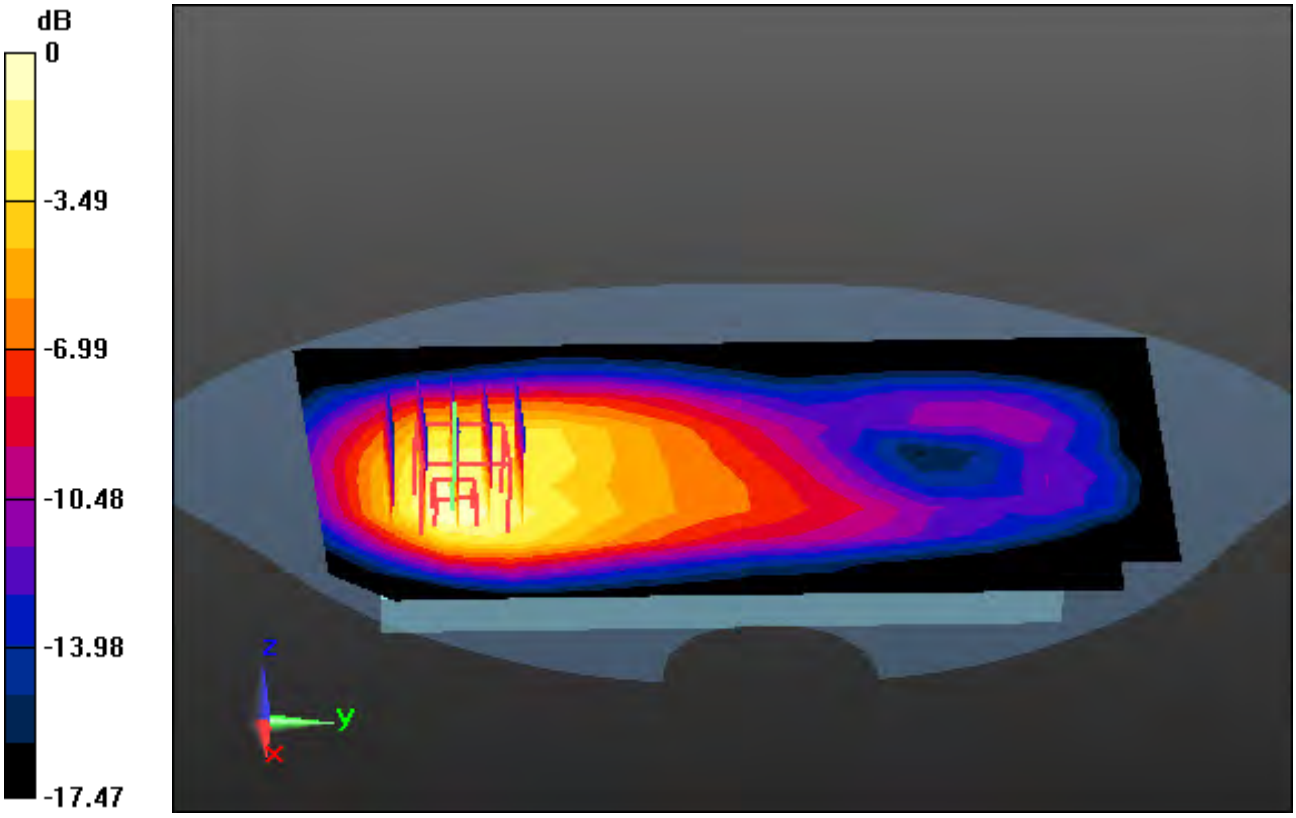

0 dB = 0.509 W/kg

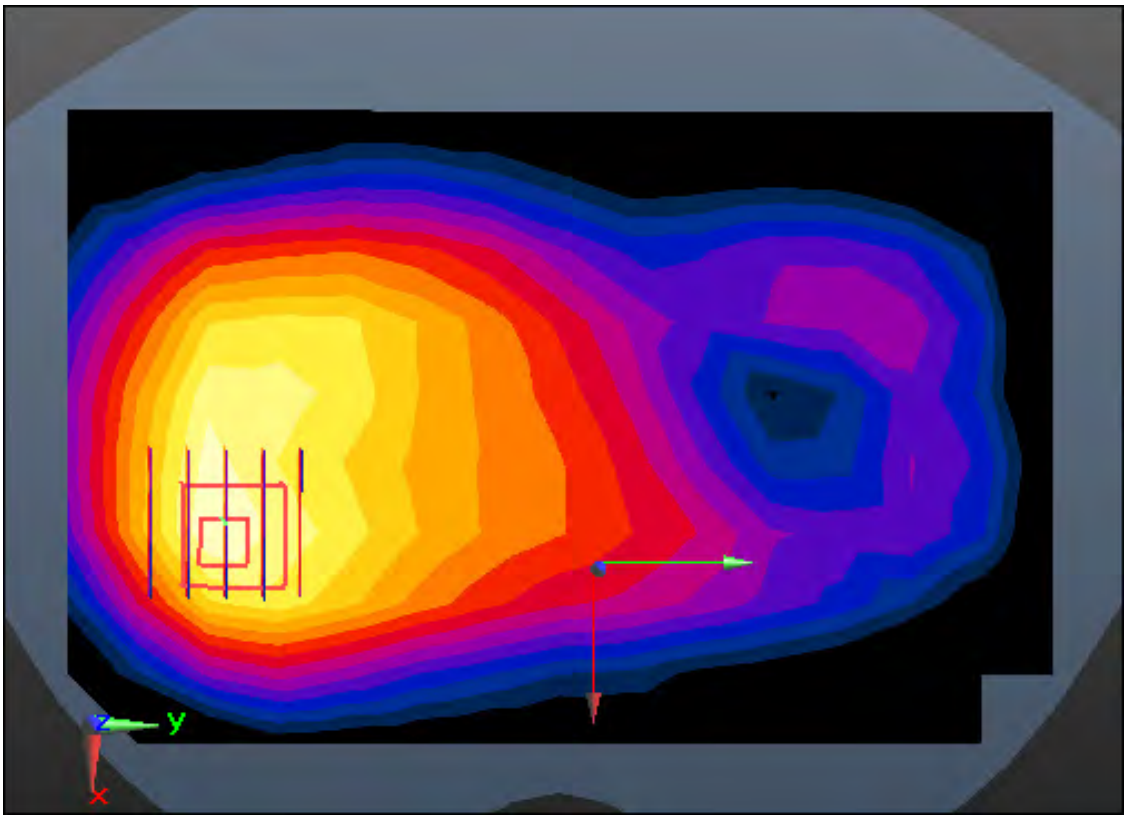

Enlarged Plot for A28

DT&C Co., Ltd.

DUT: LM-F100EMW; Type: Bar

Communication System: UID 0, PCS1900_Class 11 (0); Frequency: 1880 MHz; Duty Cycle: 1:2.77
Medium parameters used: f = 1880 MHz; σ = 1.534 S/m; ε_r = 54.361; ρ = 1000 kg/m^3
Phantom section: Flat Section

DASY5 Configuration:
Probe: EX3DV4 - SN3933; ConvF(8.15, 8.15, 8.15); Calibrated: 9/27/2019 Electronics: DAE3 Sn520
Sensor-Surface: 2mm (Mechanical Surface Detection)
Phantom: SAM with CRP_2016_07_22_middle; Type: QD000P40CD; Serial: TP:1786
Measurement SW: DASY52, Version 52.10 (3); SEMCAD X Version 14.6.13 (7474)

Test Date: 2020-08-20; Ambient Temp: 21.4; Tissue Temp: 21.2

1 cm space from Body, Rear, PCS1900 GPRS 3 Tx Ch. 661, Ant Internal

Area Scan (10x15x1): Measurement grid: dx=15mm, dy=15mm
Zoom Scan (5x5x7)/Cube 0: Measurement grid: dx=8mm, dy=8mm, dz=5mm
Power Drift = -0.09 dB
Peak SAR (extrapolated) = 0.696 W/kg
SAR(1 g) = 0.431 W/kg; SAR(10 g) = 0.252 W/kg

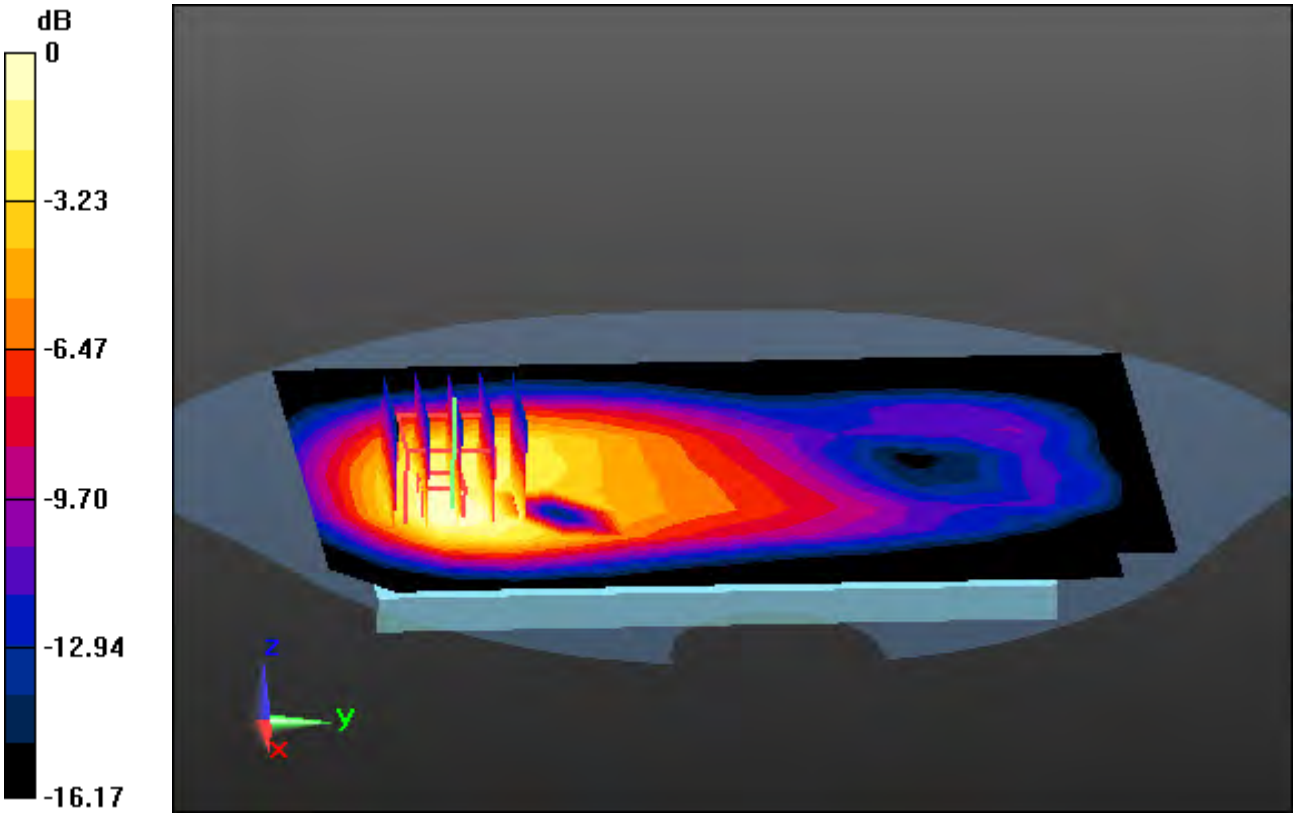

0 dB = 0.543 W/kg

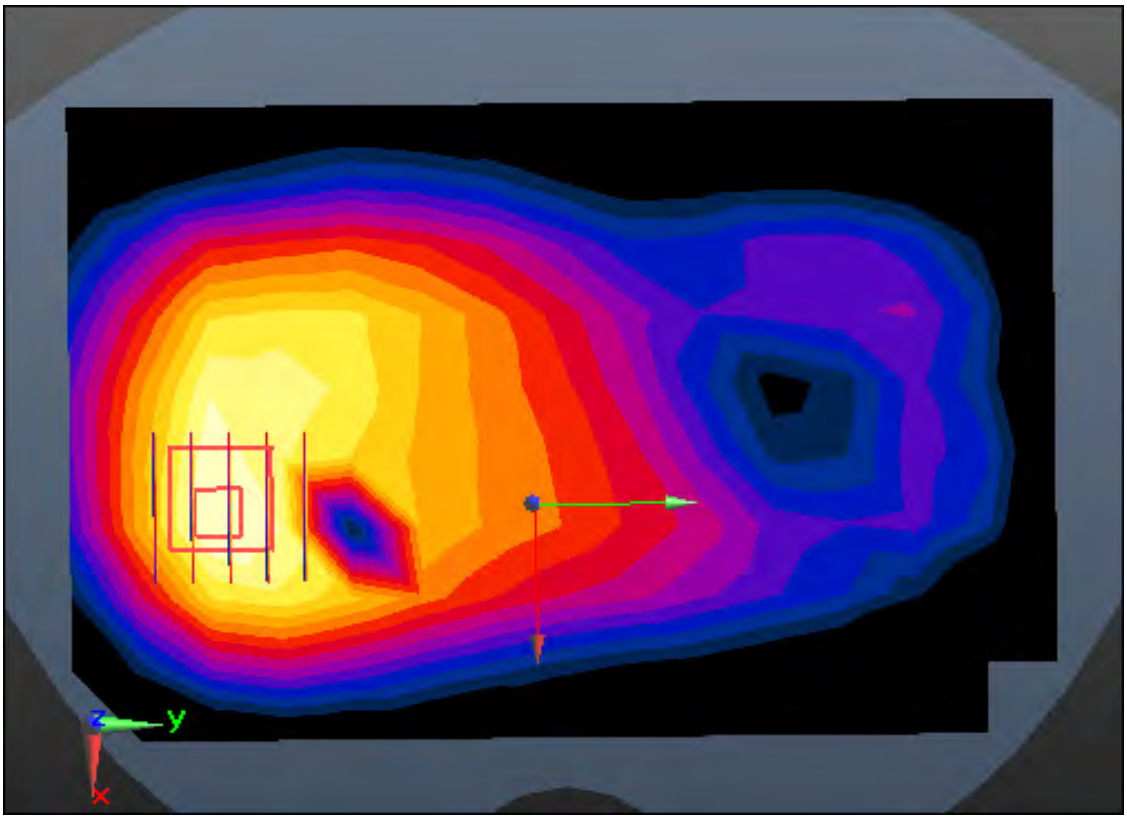

Enlarged Plot for A29

DT&C Co., Ltd.

DUT: LM-F100EMW; Type: Bar

Communication System: UID 0, WCDMA 850 (0); Frequency: 836.6 MHz; Duty Cycle: 1:1
Medium parameters used: f = 836.6 MHz; σ = 1.007 S/m; ε_r = 53.332; ρ = 1000 kg/m^3
Phantom section: Flat Section

DASY5 Configuration:
Probe: ES3DV3 - SN3328; ConvF(6.11, 6.11, 6.11); Calibrated: 3/25/2020 Electronics: DAE4 Sn1392
Sensor-Surface: 3mm (Mechanical Surface Detection)
Phantom: SAM-twin middle_2013_09_24; Type: QD000P40CD; Serial: 1782
Measurement SW: DASY52, Version 52.10 (3); SEMCAD X Version 14.6.13 (7474)

Test Date: 2020-08-14; Ambient Temp: 21.6; Tissue Temp: 21.4

1 cm space from Body, Rear, WCDMA Band 5 Ch. 4183, Ant Internal

Area Scan (10x15x1): Measurement grid: dx=15mm, dy=15mm
Zoom Scan (5x5x7)/Cube 0: Measurement grid: dx=8mm, dy=8mm, dz=5mm
Power Drift = 0.06 dB
Peak SAR (extrapolated) = 0.880 W/kg
SAR(1 g) = 0.545 W/kg; SAR(10 g) = 0.342 W/kg

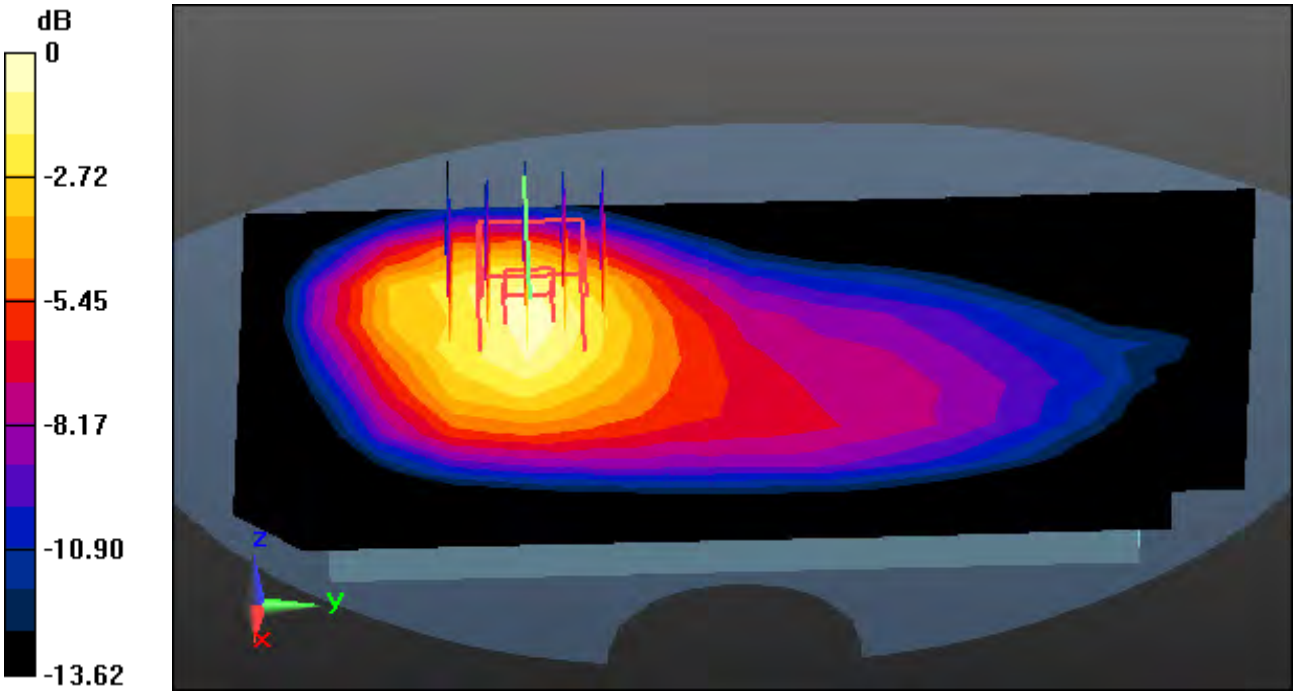

0 dB = 0.650 W/kg

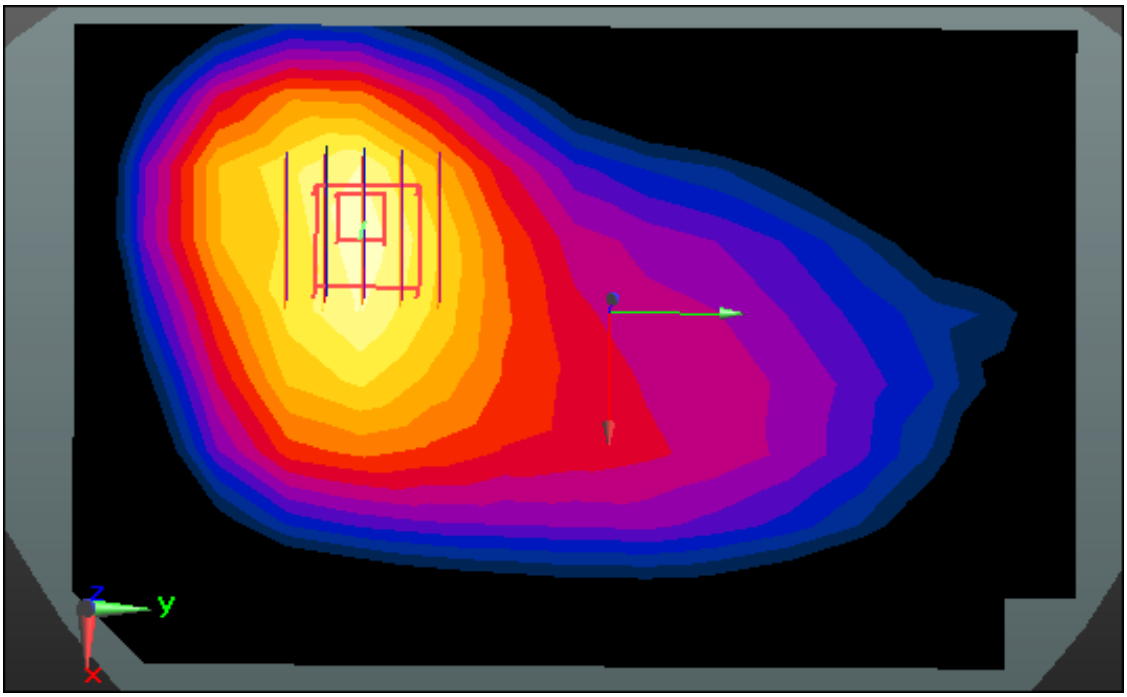

Enlarged Plot for A30

DT&C Co., Ltd.

DUT: LM-F100EMW; Type: Bar

Communication System: UID 0, WCDMA 1900 (0); Frequency: 1880 MHz; Duty Cycle: 1:1
Medium parameters used: f = 1880 MHz; σ = 1.534 S/m; ε_r = 54.361; ρ = 1000 kg/m^3
Phantom section: Flat Section

DASY5 Configuration:
Probe: EX3DV4 - SN3933; ConvF(8.15, 8.15, 8.15); Calibrated: 9/27/2019 Electronics: DAE3 Sn520
Sensor-Surface: 2mm (Mechanical Surface Detection)
Phantom: SAM with CRP_2016_07_22_middle; Type: QD000P40CD; Serial: TP:1786
Measurement SW: DASY52, Version 52.10 (3); SEMCAD X Version 14.6.13 (7474)

Test Date: 2020-08-20; Ambient Temp: 21.4; Tissue Temp: 21.2

1 cm space from Body, Rear, WCDMA Band 2 Ch. 9400, Ant Internal

Area Scan (10x15x1): Measurement grid: dx=15mm, dy=15mm
Zoom Scan (5x5x7)/Cube 0: Measurement grid: dx=8mm, dy=8mm, dz=5mm
Power Drift = -0.15 dB
Peak SAR (extrapolated) = 1.15 W/kg
SAR(1 g) = 0.701 W/kg; SAR(10 g) = 0.416 W/kg

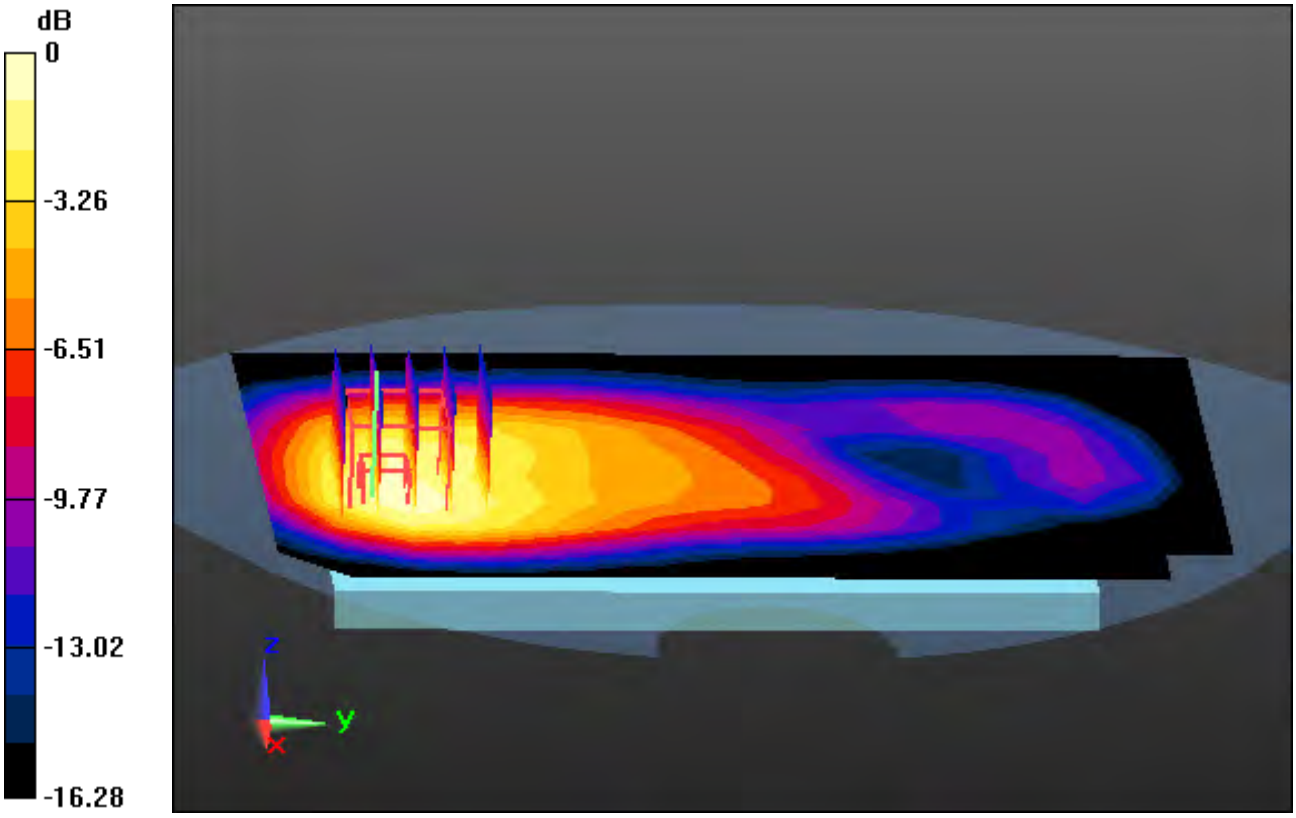

0 dB = 0.908 W/kg

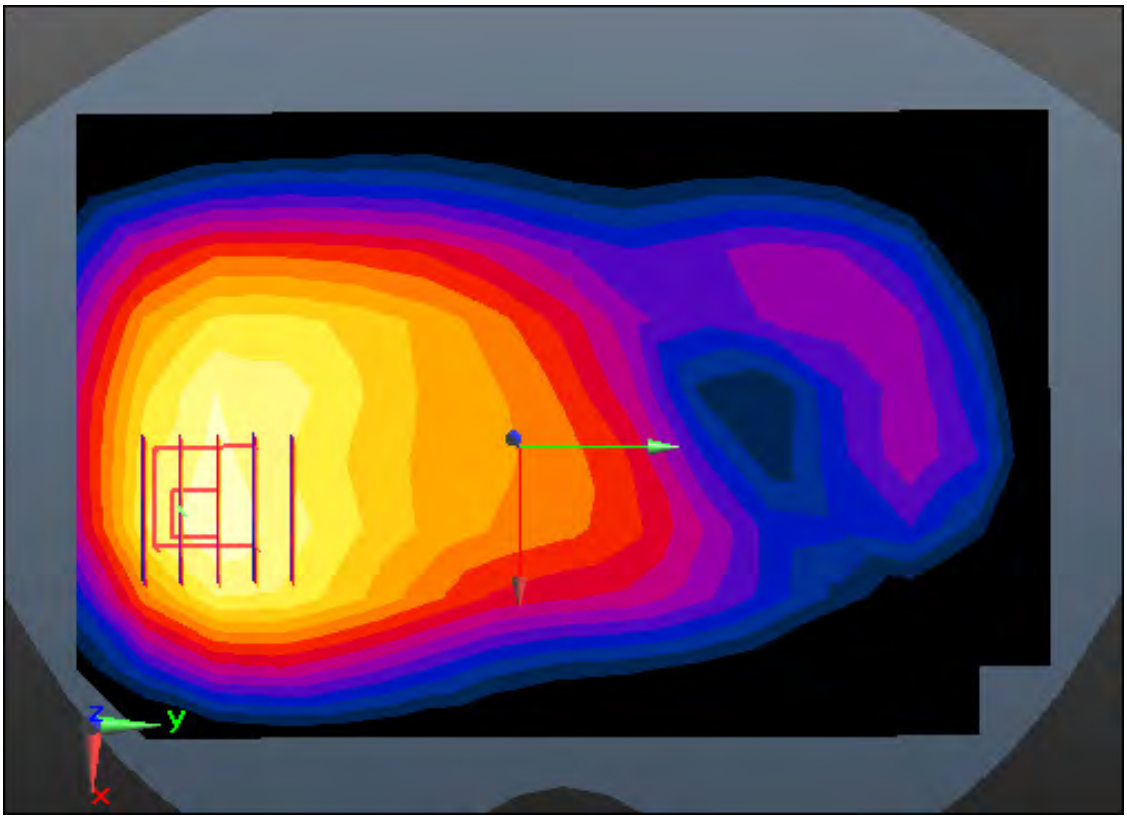

Enlarged Plot for A31

DT&C Co., Ltd.

DUT: LM-F100EMW; Type: Bar

Communication System: UID 0, LTE Band 12 (FCC) (0); Frequency: 707.5 MHz;Duty Cycle: 1:1
Medium parameters used: f = 707.5 MHz; σ = 0.932 S/m; ε_r = 56.579; ρ = 1000 kg/m^3
Phantom section: Flat Section

DASY5 Configuration:
Probe: ES3DV3 - SN3328; ConvF(6.18, 6.18, 6.18); Calibrated: 3/25/2020 Electronics: DAE4 Sn1392
Sensor-Surface: 3mm (Mechanical Surface Detection)
Phantom: SAM-twin middle_2013_09_24; Type: QD000P40CD; Serial: 1782
Measurement SW: DASY52, Version 52.10 (3); SEMCAD X Version 14.6.13 (7474)

Test Date: 2020-08-19; Ambient Temp: 21.7; Tissue Temp: 21.7

1 cm space from Body, Rear, LTE Band 12 Ch. 23095, Ant Internal

Mode : BandWidth 10 MHz, QPSK, RB Size: 1

Area Scan (10x15x1): Measurement grid: dx=15mm, dy=15mm
Zoom Scan (5x5x7)/Cube 0: Measurement grid: dx=8mm, dy=8mm, dz=5mm
Power Drift = 0.03 dB
Peak SAR (extrapolated) = 0.371 W/kg
SAR(1 g) = 0.258 W/kg; SAR(10 g) = 0.174 W/kg

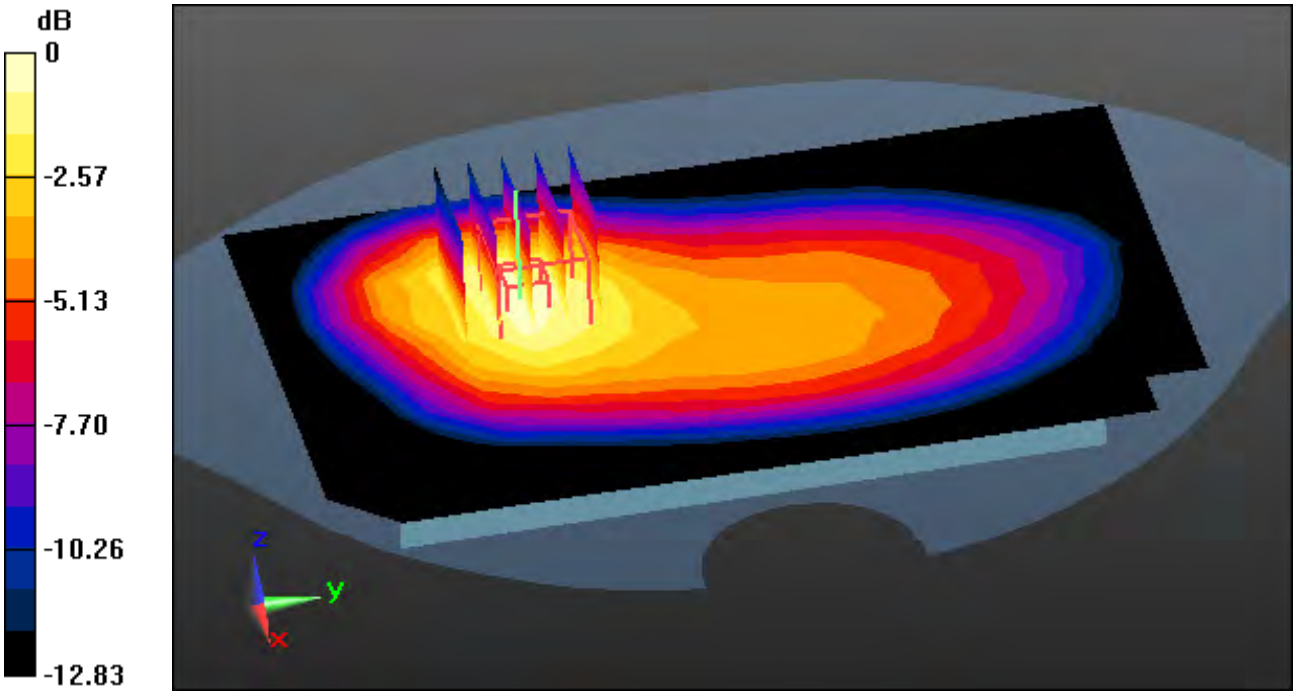

0 dB = 0.299 W/kg

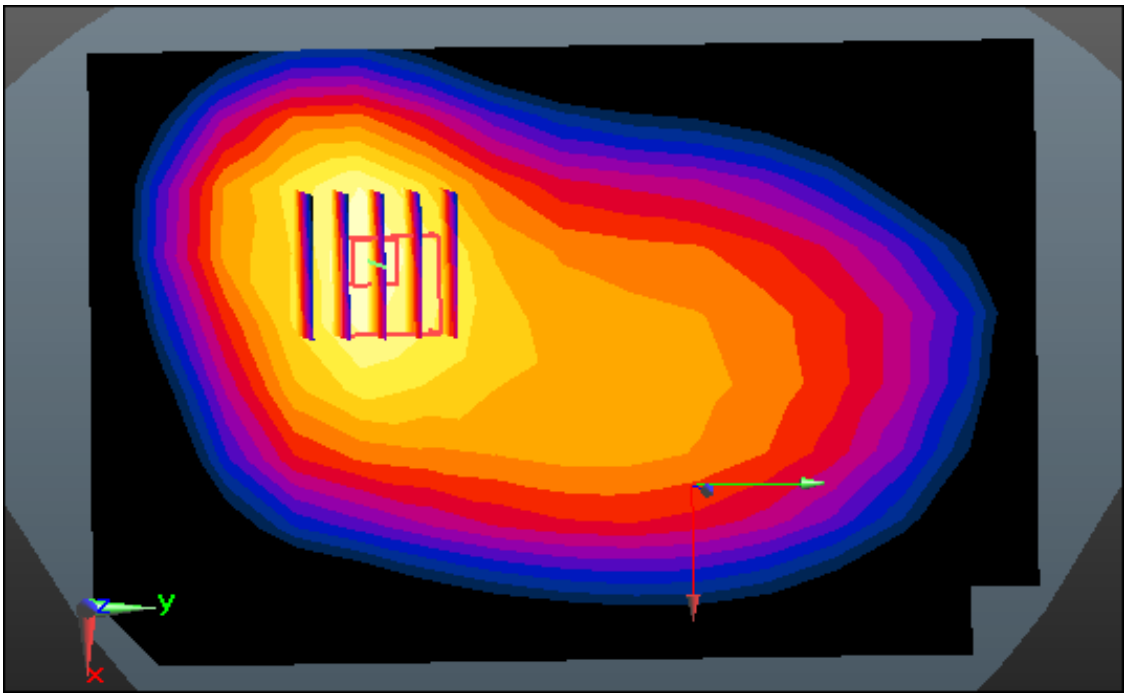

Enlarged Plot for A32

DT&C Co., Ltd.

DUT: LM-F100EMW; Type: Bar

Communication System: UID 0, LTE Band 13 (0); Frequency: 782 MHz;Duty Cycle: 1:1
Medium parameters used: f = 782 MHz; σ = 0.991 S/m; ε_r = 55.792; ρ = 1000 kg/m^3
Phantom section: Flat Section

DASY5 Configuration:
Probe: ES3DV3 - SN3328; ConvF(6.18, 6.18, 6.18); Calibrated: 3/25/2020 Electronics: DAE4 Sn1392
Sensor-Surface: 3mm (Mechanical Surface Detection)
Phantom: SAM-twin middle_2013_09_24; Type: QD000P40CD; Serial: 1782
Measurement SW: DASY52, Version 52.10 (3); SEMCAD X Version 14.6.13 (7474)

Test Date: 2020-08-19; Ambient Temp: 21.7; Tissue Temp: 21.7

1 cm space from Body, Rear, LTE Band 13 Ch. 23230, Ant Internal

Mode : BandWidth 10 MHz, QPSK, RB Size: 1

Area Scan (10x15x1): Measurement grid: dx=15mm, dy=15mm
Zoom Scan (5x5x7)/Cube 0: Measurement grid: dx=8mm, dy=8mm, dz=5mm
Power Drift = -0.07 dB
Peak SAR (extrapolated) = 0.690 W/kg
SAR(1 g) = 0.449 W/kg; SAR(10 g) = 0.292 W/kg

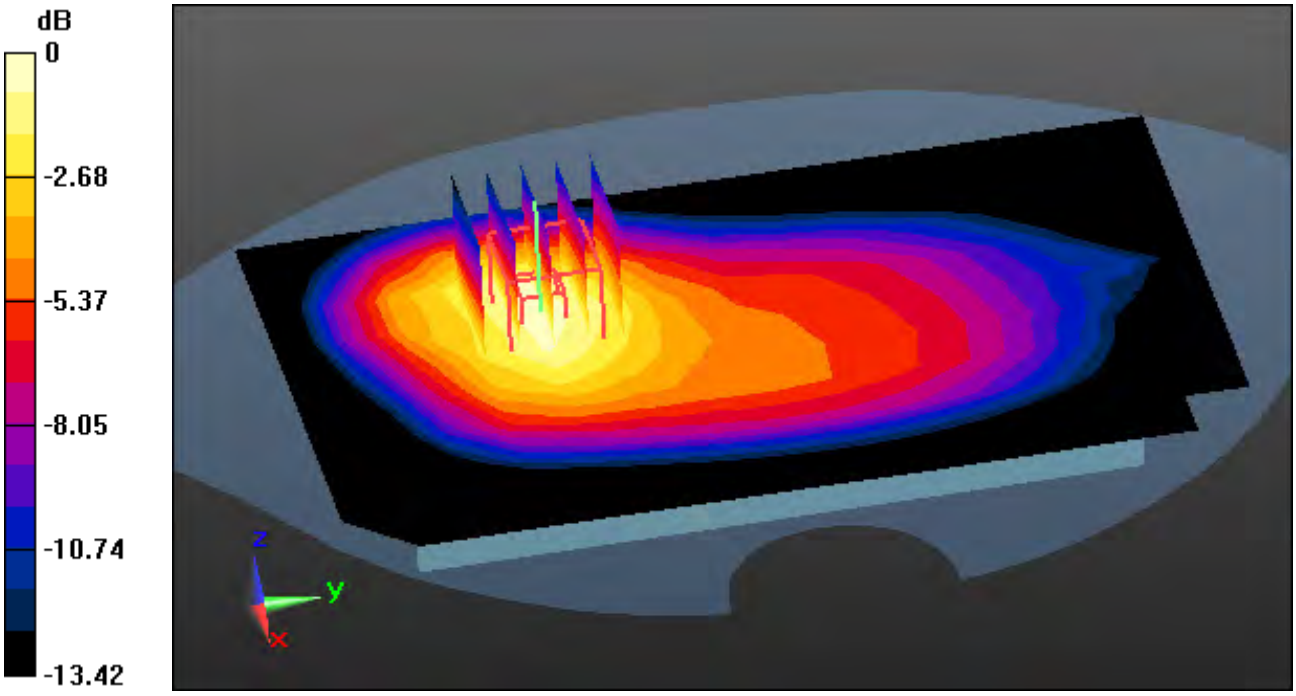

0 dB = 0.523 W/kg

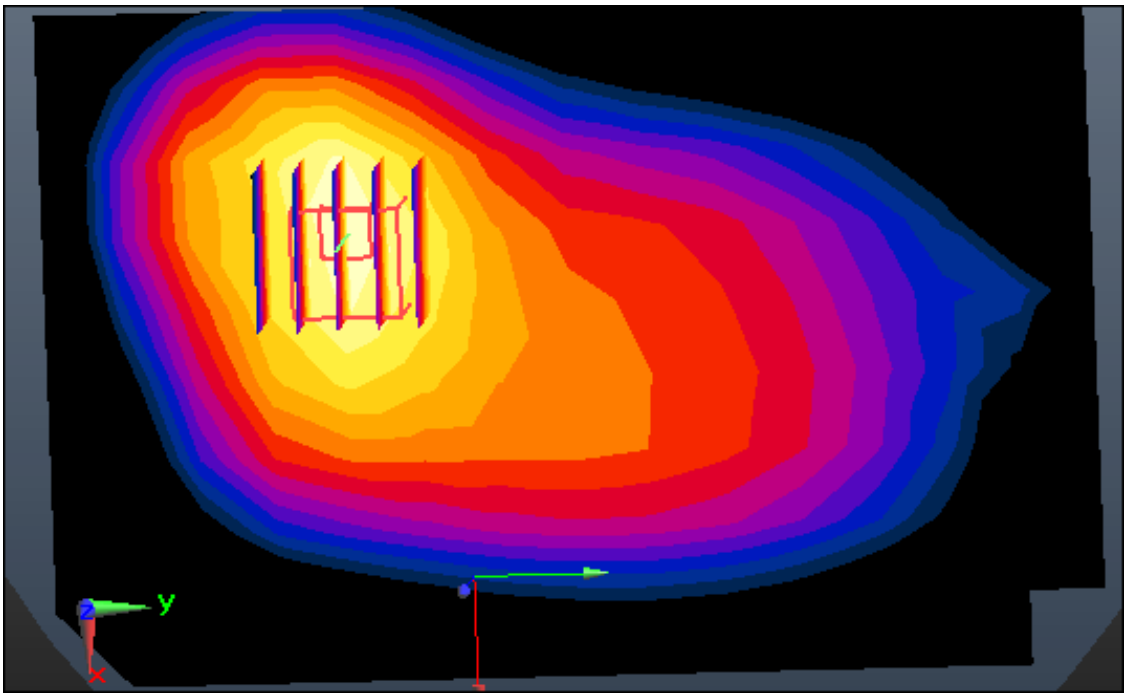

Enlarged Plot for A33

DT&C Co., Ltd.

DUT: LM-F100EMW; Type: Bar

Communication System: UID 0, LTE Band 5 (FCC) (0); Frequency: 836.5 MHz;Duty Cycle: 1:1
Medium parameters used: f = 836.5 MHz; σ = 1.007 S/m; ε_r = 53.332; ρ = 1000 kg/m^3
Phantom section: Flat Section

DASY5 Configuration:
Probe: ES3DV3 - SN3328; ConvF(6.11, 6.11, 6.11); Calibrated: 3/25/2020 Electronics: DAE4 Sn1392
Sensor-Surface: 3mm (Mechanical Surface Detection)
Phantom: SAM-twin middle_2013_09_24; Type: QD000P40CD; Serial: 1782
Measurement SW: DASY52, Version 52.10 (3); SEMCAD X Version 14.6.13 (7474)

Test Date: 2020-08-14; Ambient Temp: 21.6; Tissue Temp: 21.4

1 cm space from Body, Rear, LTE Band 5 Ch. 20525, Ant Internal

Mode : BandWidth 10 MHz, QPSK, RB Size: 1

Area Scan (10x15x1): Measurement grid: dx=15mm, dy=15mm
Zoom Scan (5x5x7)/Cube 0: Measurement grid: dx=8mm, dy=8mm, dz=5mm
Power Drift = -0.03 dB
Peak SAR (extrapolated) = 0.819 W/kg
SAR(1 g) = 0.516 W/kg; SAR(10 g) = 0.326 W/kg

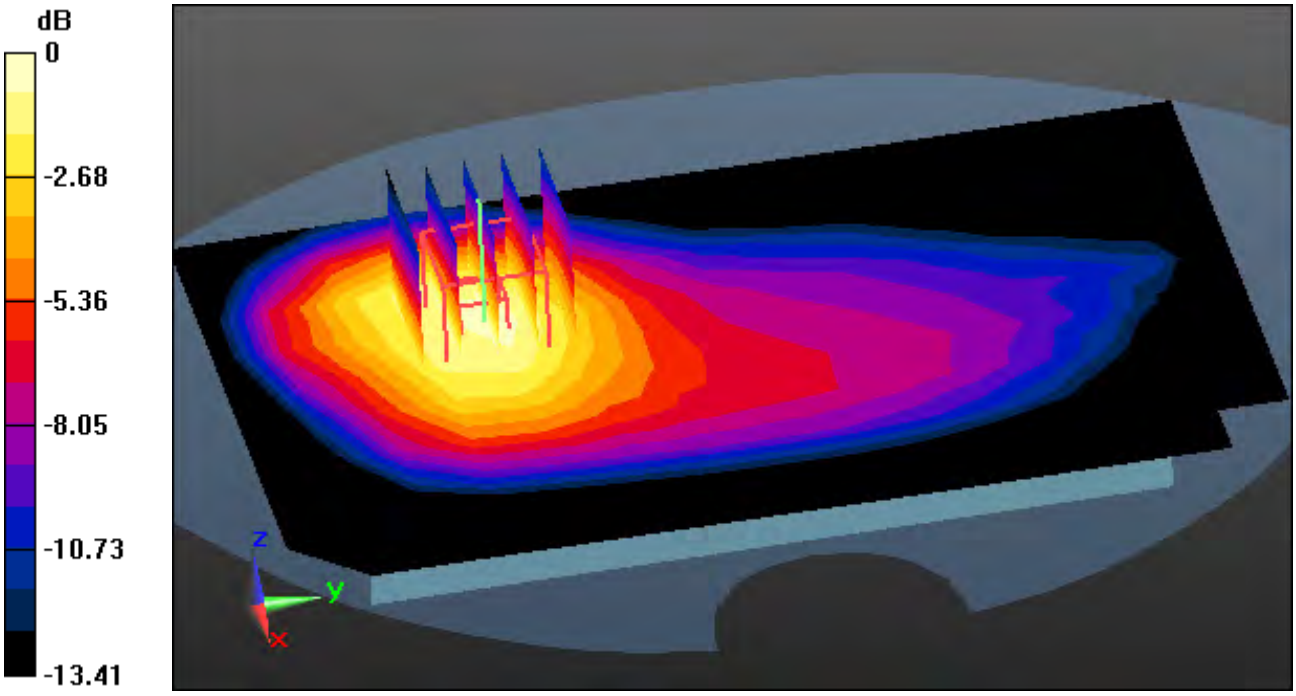

0 dB = 0.604 W/kg

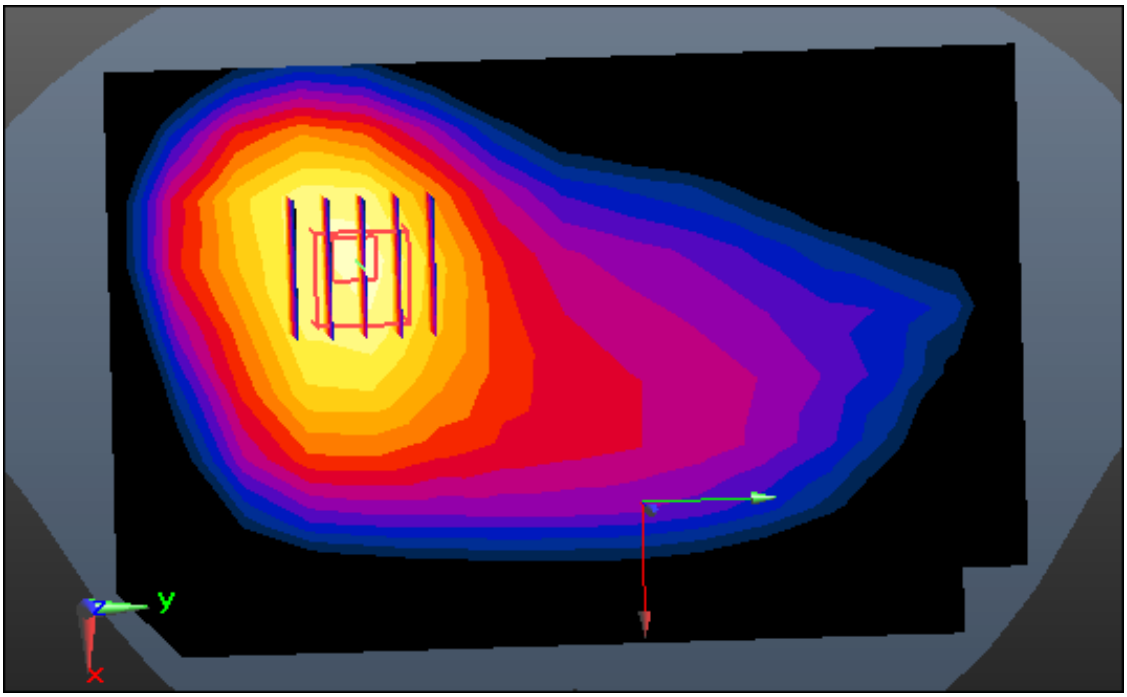

Enlarged Plot for A34

DT&C Co., Ltd.

DUT: LM-F100EMW; Type: Bar

Communication System: UID 0, LTE Band 66 (0); Frequency: 1720 MHz;Duty Cycle: 1:1
Medium parameters used: f = 1720 MHz; σ = 1.422 S/m; ε_r = 52.305; ρ = 1000 kg/m^3
Phantom section: Flat Section

DASY5 Configuration:
Probe: EX3DV4 - SN3933; ConvF(8.64, 8.64, 8.64); Calibrated: 9/27/2019 Electronics: DAE3 Sn520
Sensor-Surface: 2mm (Mechanical Surface Detection)
Phantom: SAM with CRP_2016_07_22_middle; Type: QD000P40CD; Serial: TP:1786
Measurement SW: DASY52, Version 52.10 (3); SEMCAD X Version 14.6.13 (7474)

Test Date: 2020-08-21; Ambient Temp: 21.7; Tissue Temp: 21.5

1 cm space from Body, Rear, LTE Band 66 Ch. 132072, Ant Internal

Mode : BandWidth 20 MHz, QPSK, RB Size: 1

Area Scan (10x15x1): Measurement grid: dx=15mm, dy=15mm
Zoom Scan (5x5x7)/Cube 0: Measurement grid: dx=8mm, dy=8mm, dz=5mm
Power Drift = -0.09 dB
Peak SAR (extrapolated) = 1.31 W/kg
SAR(1 g) = 0.817 W/kg; SAR(10 g) = 0.477 W/kg

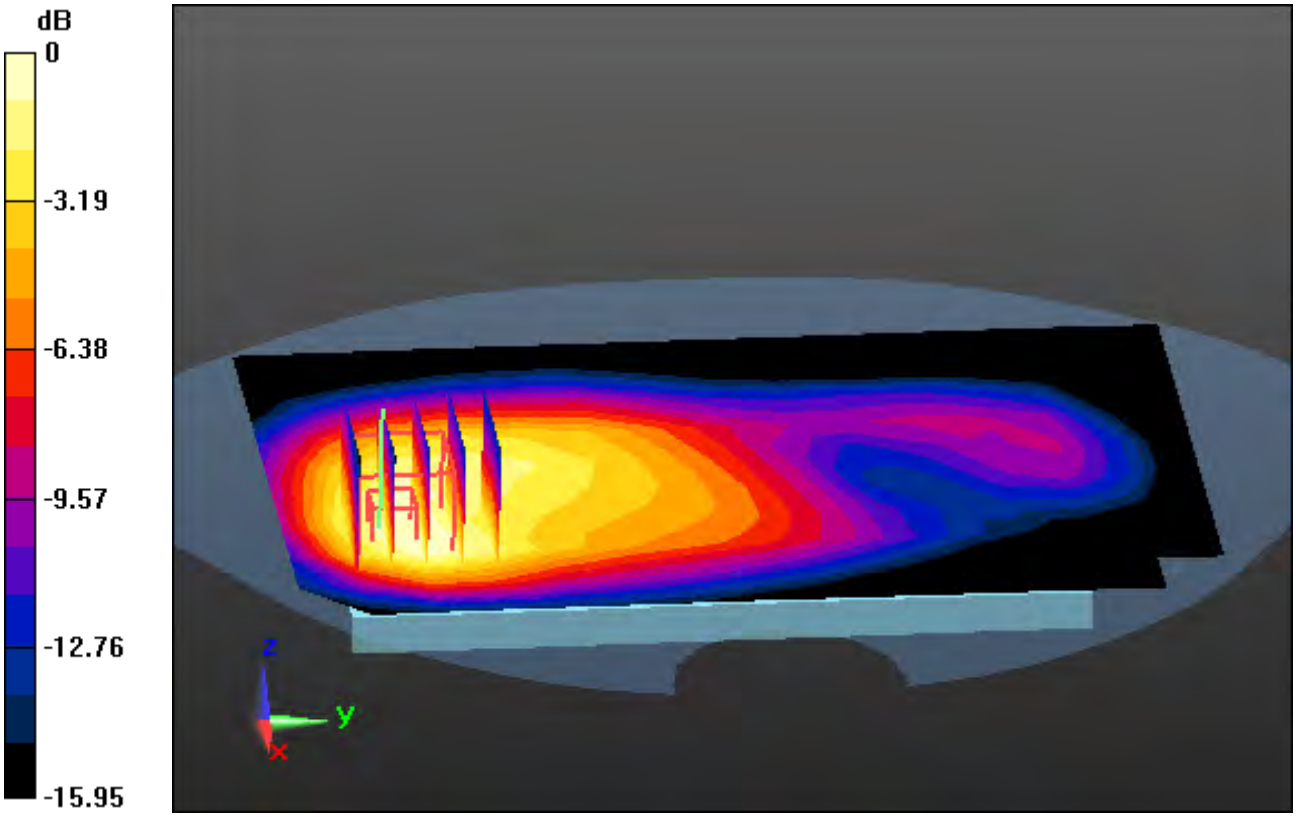

0 dB = 1.03 W/kg

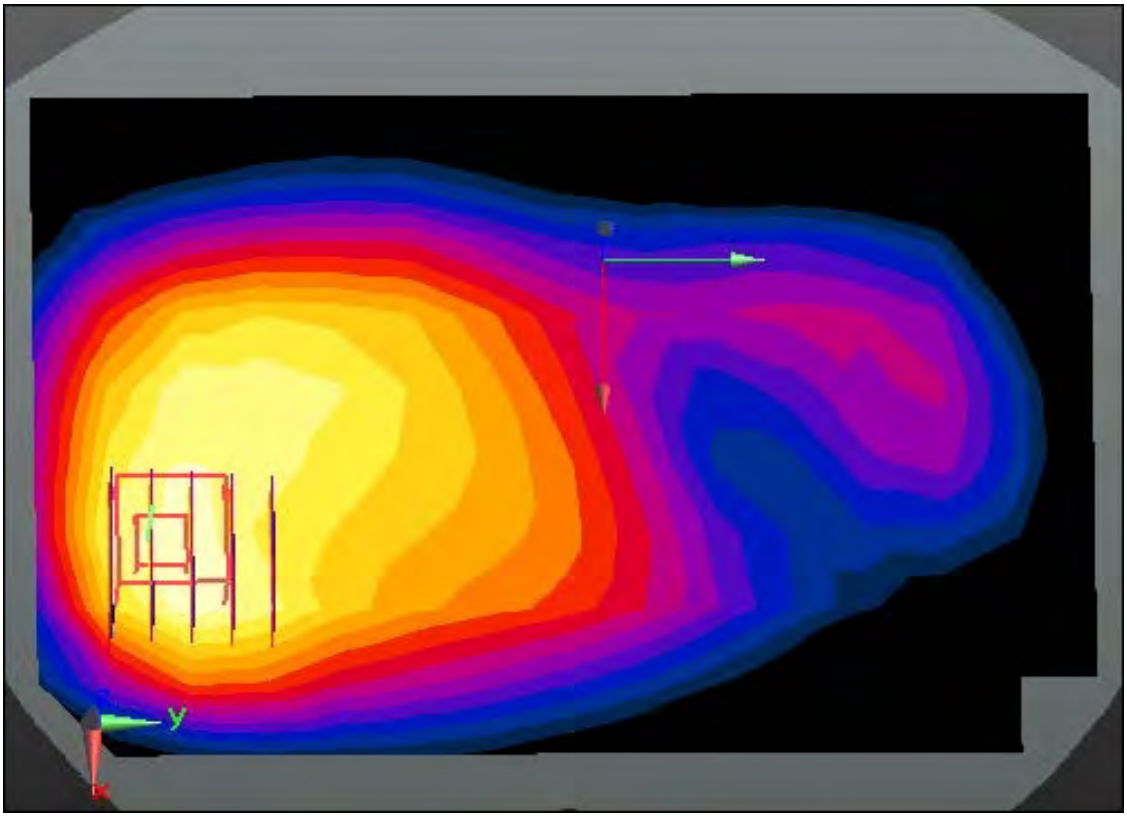

Enlarged Plot for A35

DT&C Co., Ltd.

DUT: LM-F100EMW; Type: Bar

Communication System: UID 0, LTE Band 2 (0); Frequency: 1860 MHz;Duty Cycle: 1:1
Medium parameters used: f = 1860 MHz; σ = 1.515 S/m; ε_r = 54.398; ρ = 1000 kg/m^3
Phantom section: Flat Section

DASY5 Configuration:
Probe: EX3DV4 - SN3933; ConvF(8.15, 8.15, 8.15); Calibrated: 9/27/2019 Electronics: DAE3 Sn520
Sensor-Surface: 2mm (Mechanical Surface Detection)
Phantom: SAM with CRP_2013_10_08_right; Type: QD000P40CD; Serial: TP:1786
Measurement SW: DASY52, Version 52.10 (3); SEMCAD X Version 14.6.13 (7474)

Test Date: 2020-08-20; Ambient Temp: 21.4; Tissue Temp: 21.2

1 cm space from Body, Rear, LTE Band 2 Ch. 18700, Ant Internal

Mode : BandWidth 20 MHz, QPSK, RB Size: 1

Area Scan (10x15x1): Measurement grid: dx=15mm, dy=15mm
Zoom Scan (5x5x7)/Cube 0: Measurement grid: dx=8mm, dy=8mm, dz=5mm
Power Drift = -0.01 dB
Peak SAR (extrapolated) = 1.10 W/kg
SAR(1 g) = 0.674 W/kg; SAR(10 g) = 0.389 W/kg

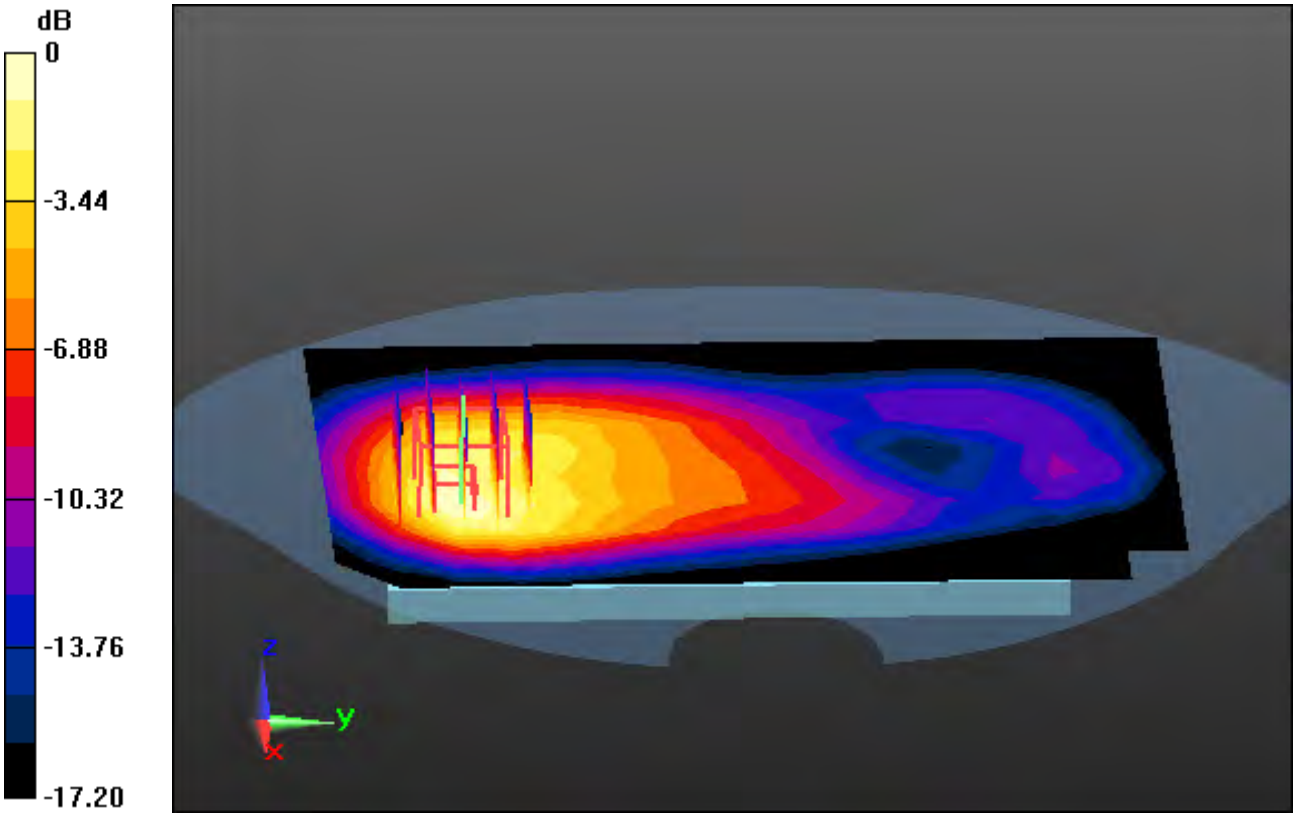

0 dB = 0.896 W/kg

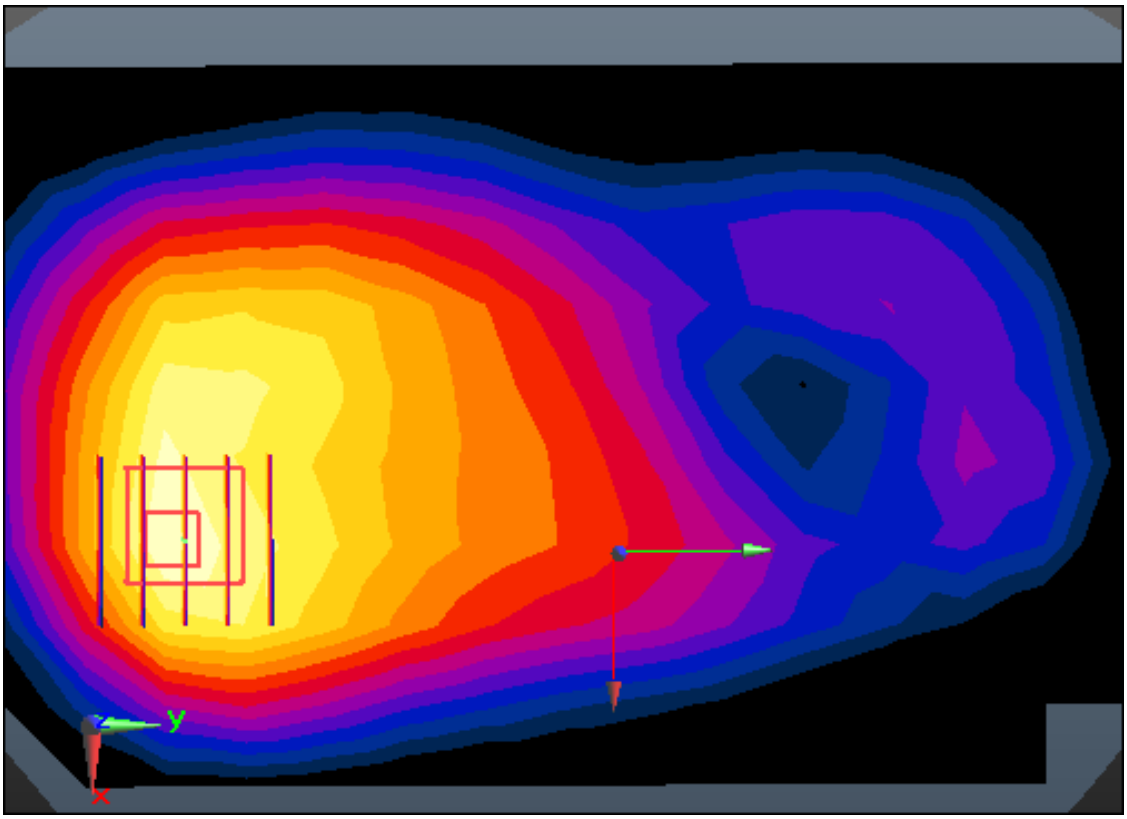

Enlarged Plot for A36

DT&C Co., Ltd.

DUT: LM-F100EMW; Type: Bar

Communication System: UID 0, LTE Band 41 (0); Frequency: 2506 MHz;Duty Cycle: 1:1.58
Medium parameters used: f = 2506 MHz; σ = 1.987 S/m; ε_r = 51.075; ρ = 1000 kg/m^3
Phantom section: Flat Section

DASY5 Configuration:
Probe: EX3DV4 - SN3933; ConvF(7.57, 7.57, 7.57); Calibrated: 9/27/2019 Electronics: DAE3 Sn520
Sensor-Surface: 2mm (Mechanical Surface Detection)
Phantom: SAM with CRP_2016_07_22_middle; Type: QD000P40CD; Serial: TP:1786
Measurement SW: DASY52, Version 52.10 (3); SEMCAD X Version 14.6.13 (7474)

Test Date: 2020-08-31; Ambient Temp: 21.7; Tissue Temp: 21.4

1 cm space from Body, Rear, LTE Band 41 Ch. 39750, Ant Internal

Mode : BandWidth 20 MHz, QPSK, RB Size: 1

Area Scan (12x19x1): Measurement grid: dx=12mm, dy=12mm
Zoom Scan (7x7x7)/Cube 0: Measurement grid: dx=5mm, dy=5mm, dz=5mm
Power Drift = -0.09 dB
Peak SAR (extrapolated) = 0.707 W/kg
SAR(1 g) = 0.369 W/kg; SAR(10 g) = 0.188 W/kg

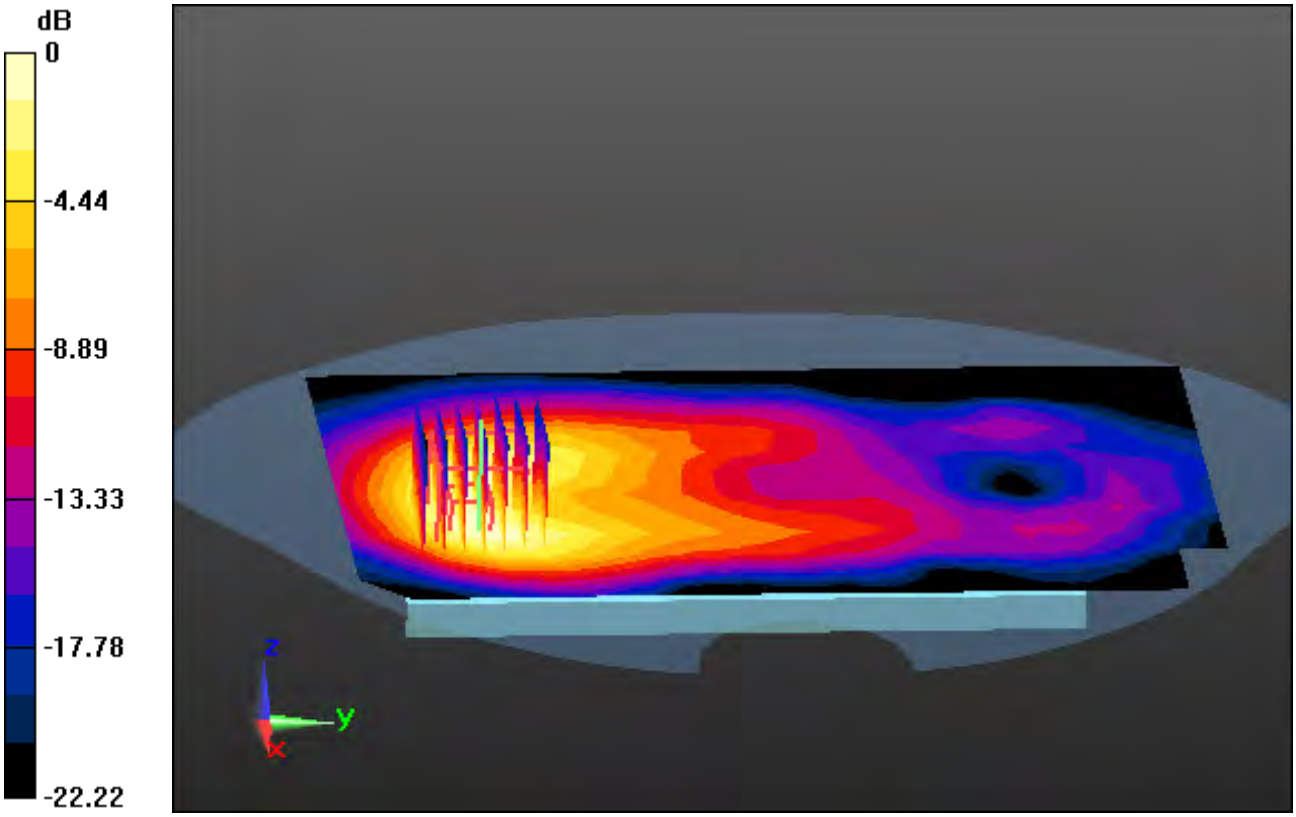

0 dB = 0.528 W/kg

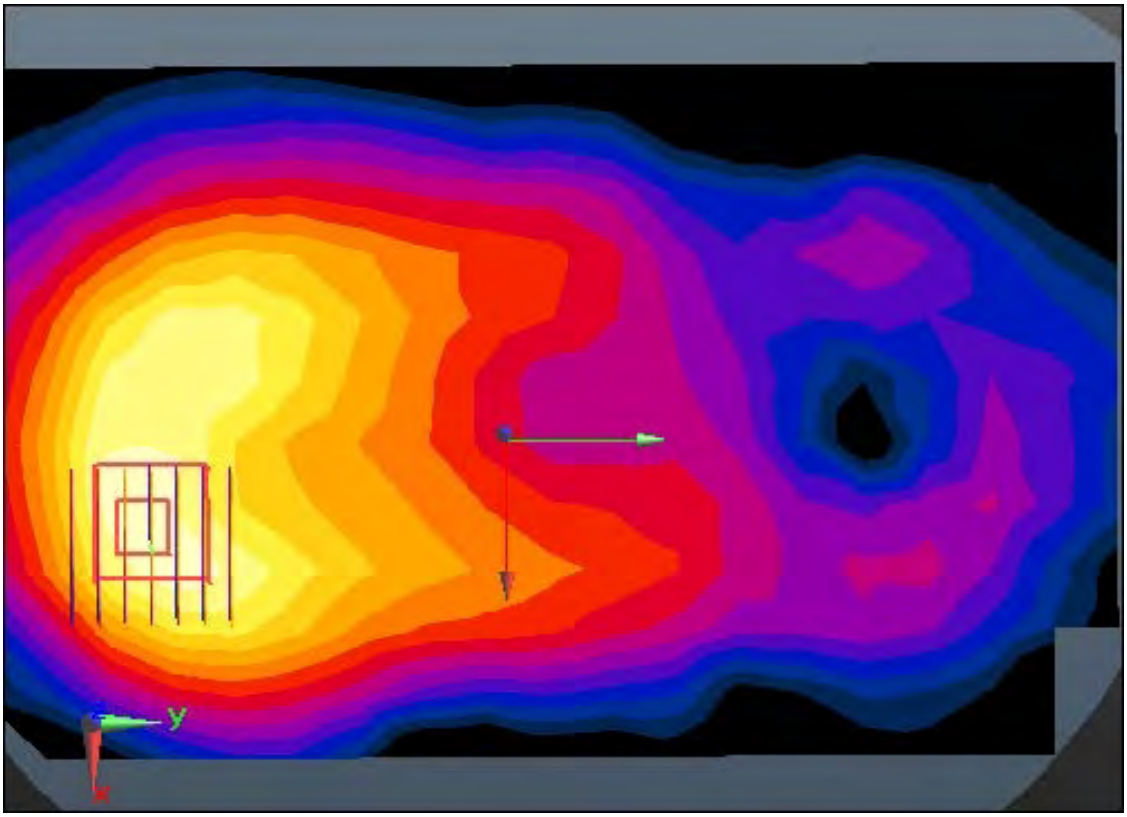

Enlarged Plot for A37

DT&C Co., Ltd.

DUT: LM-F100EMW; Type: Bar

Communication System: UID 0, 2.4 GHz W-LAN (0); Frequency: 2412 MHz;Duty Cycle: 1:1
Medium parameters used: f = 2412 MHz; σ = 1.882 S/m; ε_r = 51.277; ρ = 1000 kg/m^3
Phantom section: Flat Section

DASY5 Configuration:
Probe: EX3DV4 - SN3933; ConvF(7.75, 7.75, 7.75); Calibrated: 9/27/2019 Electronics: DAE3 Sn520
Sensor-Surface: 2mm (Mechanical Surface Detection)
Phantom: SAM with CRP_2016_07_22_middle; Type: QD000P40CD; Serial: TP:1786
Measurement SW: DASY52, Version 52.10 (3); SEMCAD X Version 14.6.13 (7474)

Test Date: 2020-08-28; Ambient Temp: 21.5; Tissue Temp: 21.3

1 cm space from Body, Rear, WLAN(802.11b) Ch. 1, Ant Internal, Ant.1

Area Scan (12x19x1): Measurement grid: dx=12mm, dy=12mm
Zoom Scan (7x7x7)/Cube 0: Measurement grid: dx=5mm, dy=5mm, dz=5mm
Power Drift = -0.10 dB
Peak SAR (extrapolated) = 0.229 W/kg
SAR(1 g) = 0.123 W/kg; SAR(10 g) = 0.062 W/kg

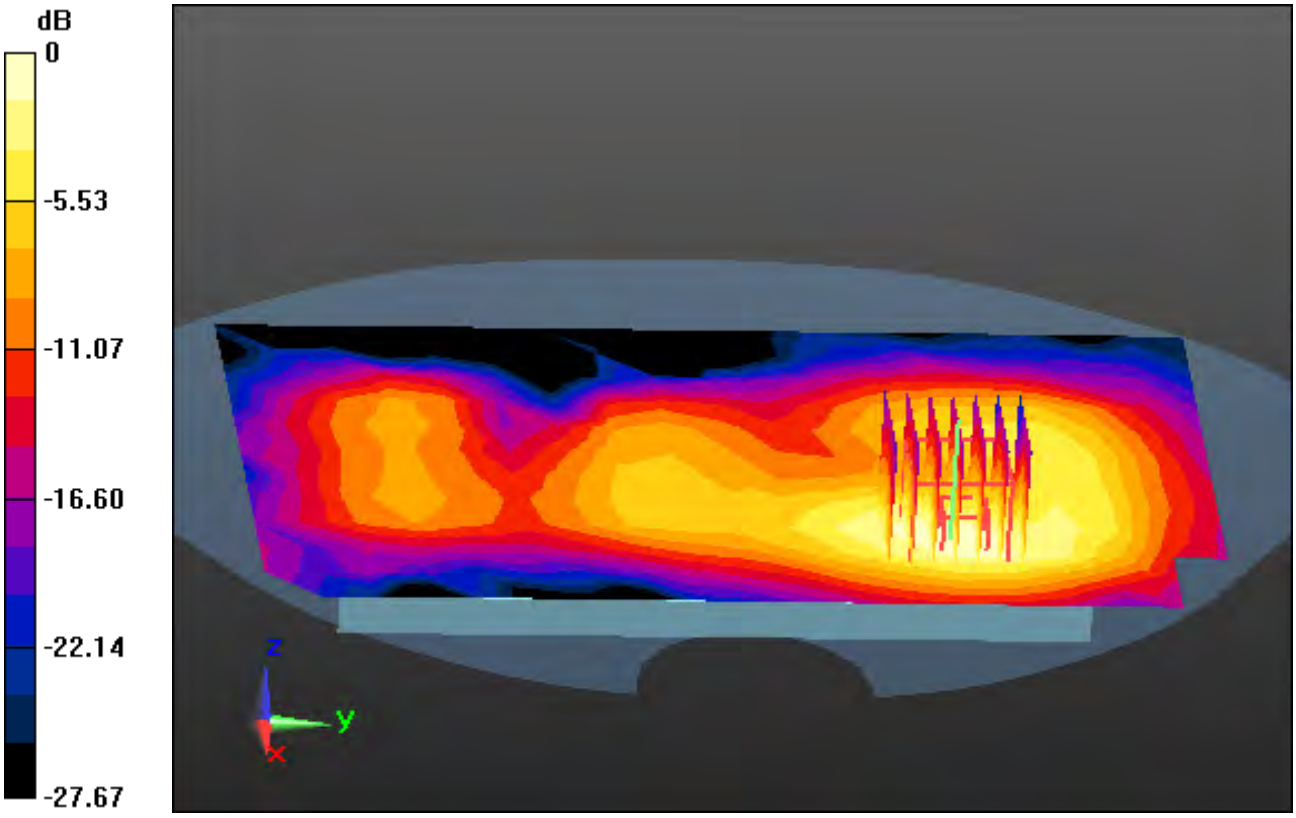

0 dB = 0.178 W/kg

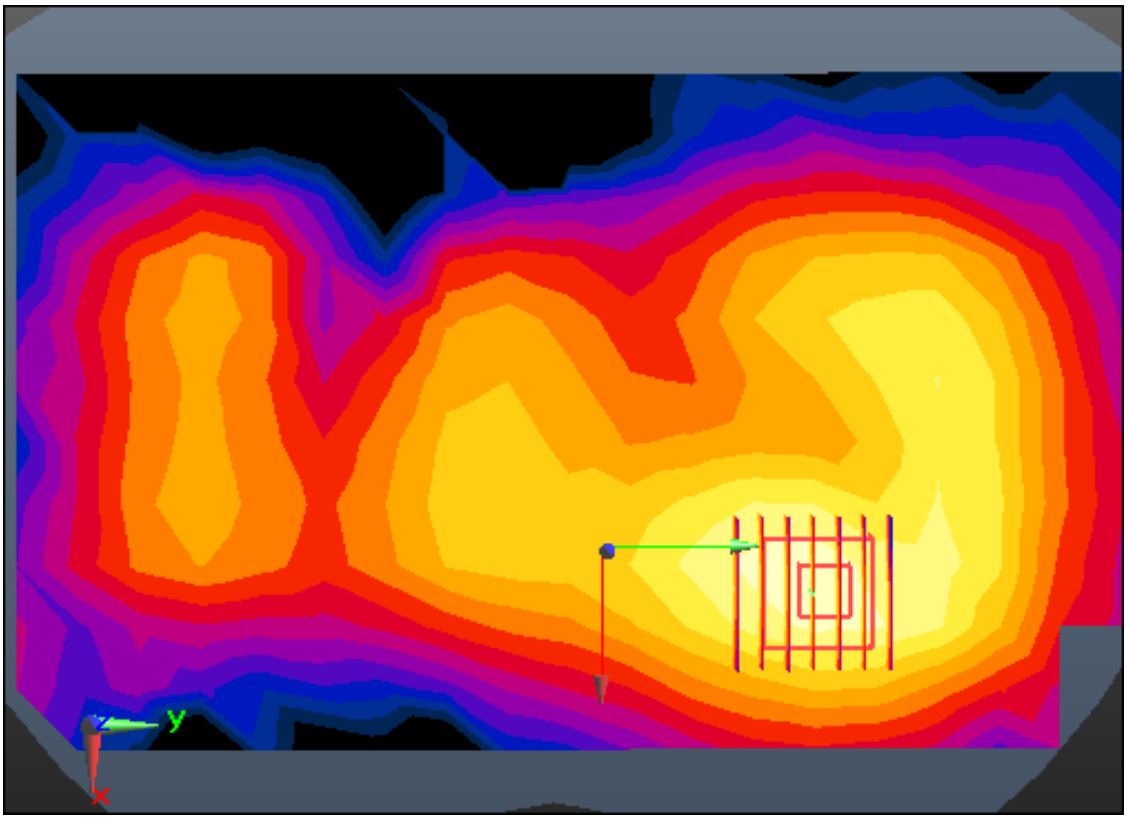

Enlarged Plot for A38

DT&C Co., Ltd.

DUT: LM-F100EMW; Type: Bar

Communication System: UID 0, 2.4 GHz W-LAN (0); Frequency: 2412 MHz;Duty Cycle: 1:1
Medium parameters used: f = 2412 MHz; σ = 1.882 S/m; ε_r = 51.277; ρ = 1000 kg/m^3
Phantom section: Flat Section

DASY5 Configuration:
Probe: EX3DV4 - SN3933; ConvF(7.75, 7.75, 7.75); Calibrated: 9/27/2019 Electronics: DAE3 Sn520
Sensor-Surface: 2mm (Mechanical Surface Detection)
Phantom: SAM with CRP_2016_07_22_middle; Type: QD000P40CD; Serial: TP:1786
Measurement SW: DASY52, Version 52.10 (3); SEMCAD X Version 14.6.13 (7474)

Test Date: 2020-08-28; Ambient Temp: 21.5; Tissue Temp: 21.3

1 cm space from Body, Rear, WLAN(802.11b) Ch. 1, Ant Internal, Ant.2

Area Scan (12x19x1): Measurement grid: dx=12mm, dy=12mm
Zoom Scan (7x7x7)/Cube 0: Measurement grid: dx=5mm, dy=5mm, dz=5mm
Power Drift = -0.13 dB
Peak SAR (extrapolated) = 0.107 W/kg
SAR(1 g) = 0.063 W/kg; SAR(10 g) = 0.036 W/kg

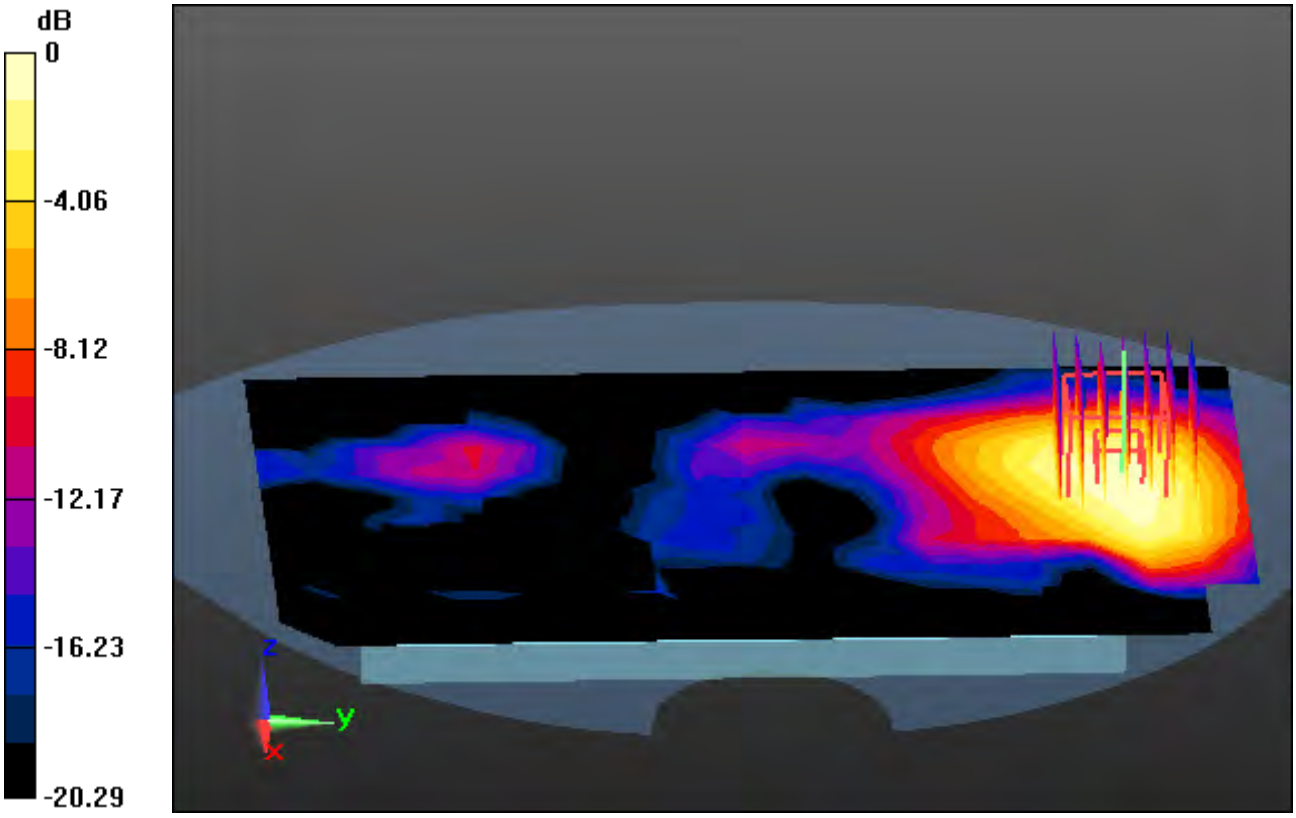

0 dB = 0.0863 W/kg

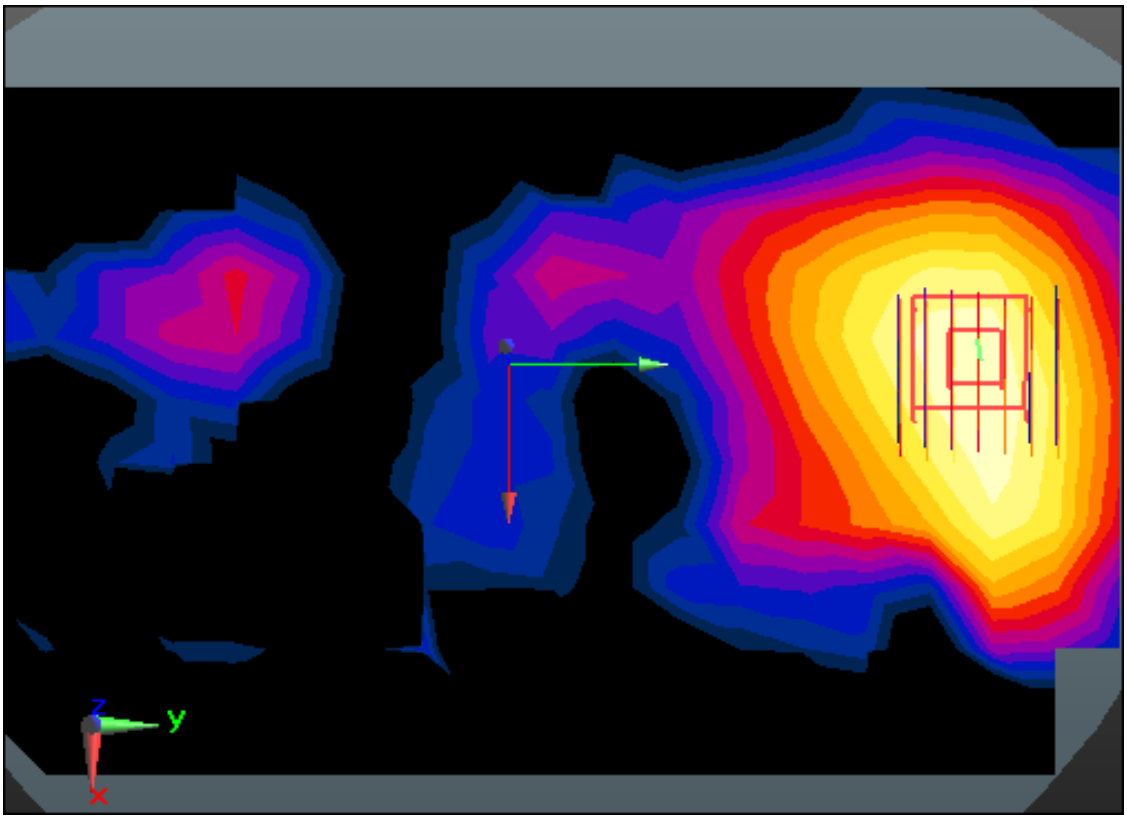

Enlarged Plot for A39

DT&C Co., Ltd.

DUT: LM-F100EMW; Type: Bar

Communication System: UID 0, 2.4 GHz W-LAN (0); Frequency: 2412 MHz;Duty Cycle: 1:1
Medium parameters used: f = 2412 MHz; σ = 1.882 S/m; ε_r = 51.277; ρ = 1000 kg/m^3
Phantom section: Flat Section

DASY5 Configuration:
Probe: EX3DV4 - SN3933; ConvF(7.75, 7.75, 7.75); Calibrated: 9/27/2019 Electronics: DAE3 Sn520
Sensor-Surface: 2mm (Mechanical Surface Detection)
Phantom: SAM with CRP_2016_07_22_middle; Type: QD000P40CD; Serial: TP:1786
Measurement SW: DASY52, Version 52.10 (3); SEMCAD X Version 14.6.13 (7474)

Test Date: 2020-08-28; Ambient Temp: 21.5; Tissue Temp: 21.3

1 cm space from Body, Rear, WLAN(802.11g) Ch. 1, Ant Internal, MIMO

Area Scan (12x19x1): Measurement grid: dx=12mm, dy=12mm
Zoom Scan (7x7x7)/Cube 0: Measurement grid: dx=5mm, dy=5mm, dz=5mm
Power Drift = -0.07 dB
Peak SAR (extrapolated) = 0.173 W/kg
SAR(1 g) = 0.093 W/kg; SAR(10 g) = 0.047 W/kg

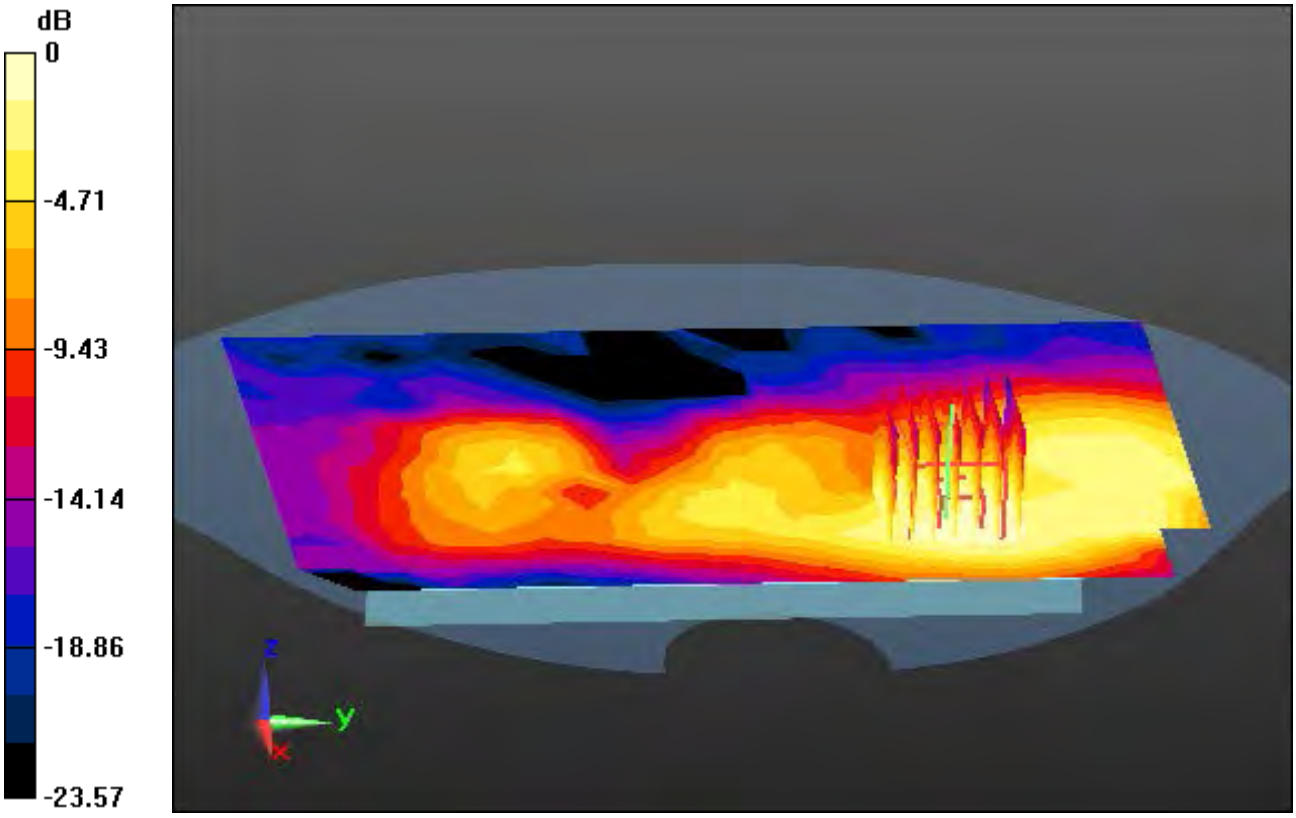

0 dB = 0.133 W/kg

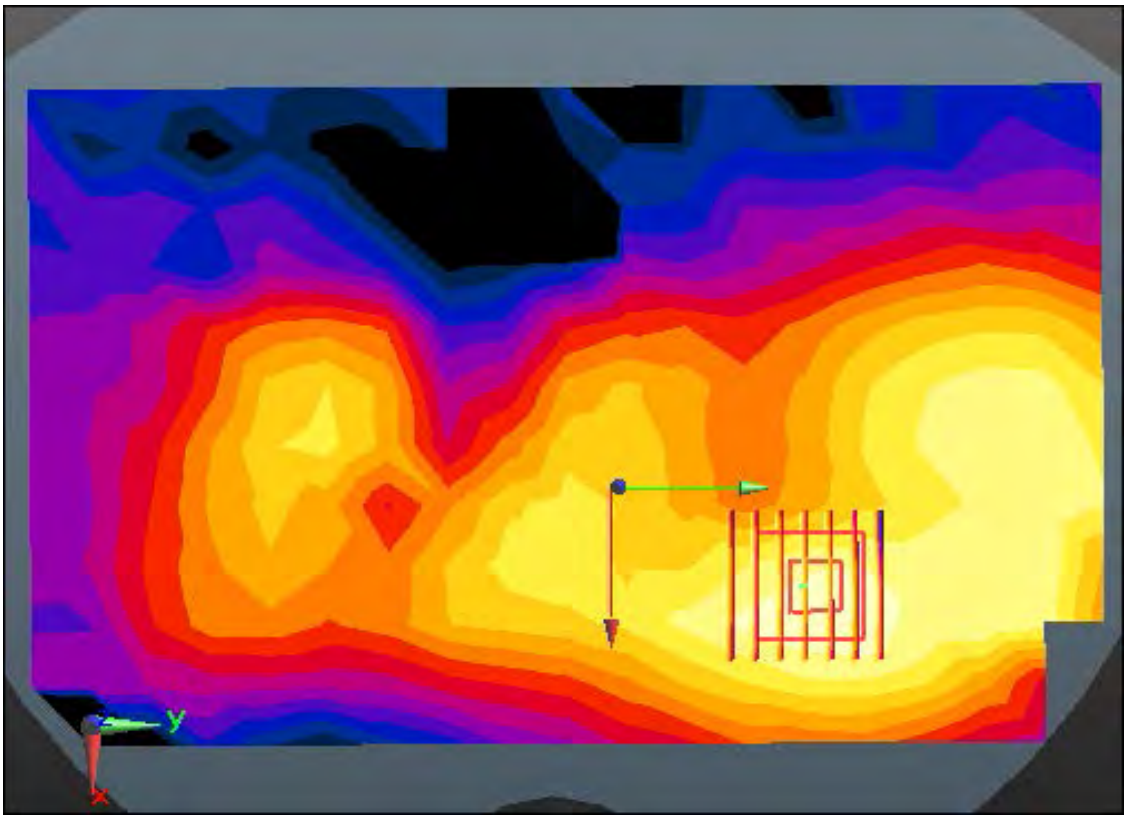

Enlarged Plot for A40

DT&C Co., Ltd.

DUT: LM-F100EMW; Type: Bar

Communication System: UID 0, W-LAN_5 GHz(FCC) (0); Frequency: 5260 MHz;Duty Cycle: 1:1
Medium parameters used: f = 5260 MHz; σ = 5.486 S/m; ε_r = 48.424; ρ = 1000 kg/m^3
Phantom section: Flat Section

DASY5 Configuration:
Probe: EX3DV4 - SN3866; ConvF(4.51, 4.51, 4.51); Calibrated: 5/27/2020 Electronics: DAE4 Sn1392
Sensor-Surface: 1.4mm (Mechanical Surface Detection)
Phantom: SAM-twin middle_2013_09_24; Type: QD000P40CD; Serial: 1782
Measurement SW: DASY52, Version 52.10 (3); SEMCAD X Version 14.6.13 (7474)

Test Date: 2020-08-21; Ambient Temp: 21.6; Tissue Temp: 21.7

1 cm space from Body, Rear, WLAN(802.11a) Ch. 52, Ant Internal, Ant.1

Area Scan (15x23x1): Measurement grid: dx=10mm, dy=10mm
Zoom Scan (8x8x7)/Cube 0: Measurement grid: dx=4mm, dy=4mm, dz=1.4mm, Graded Ratio: 1.4
Power Drift = -0.07 dB
Peak SAR (extrapolated) = 0.943 W/kg
SAR(1 g) = 0.242 W/kg; SAR(10 g) = 0.075 W/kg

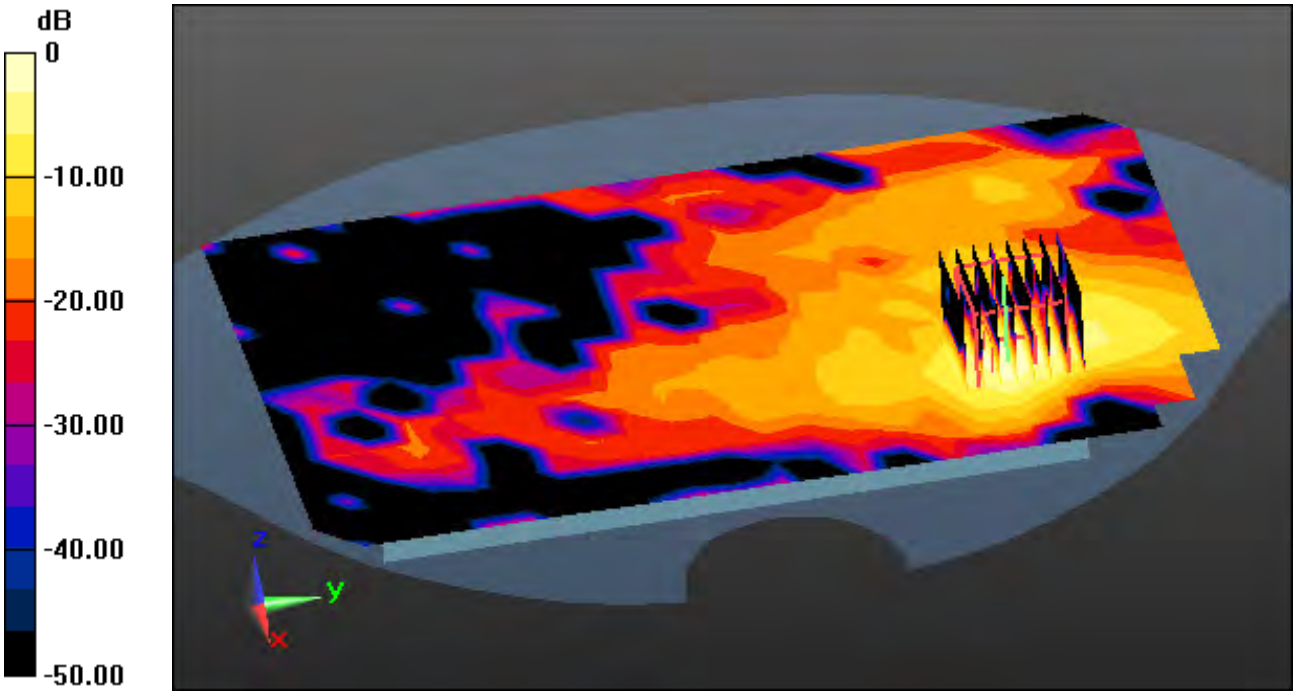

0 dB = 0.569 W/kg

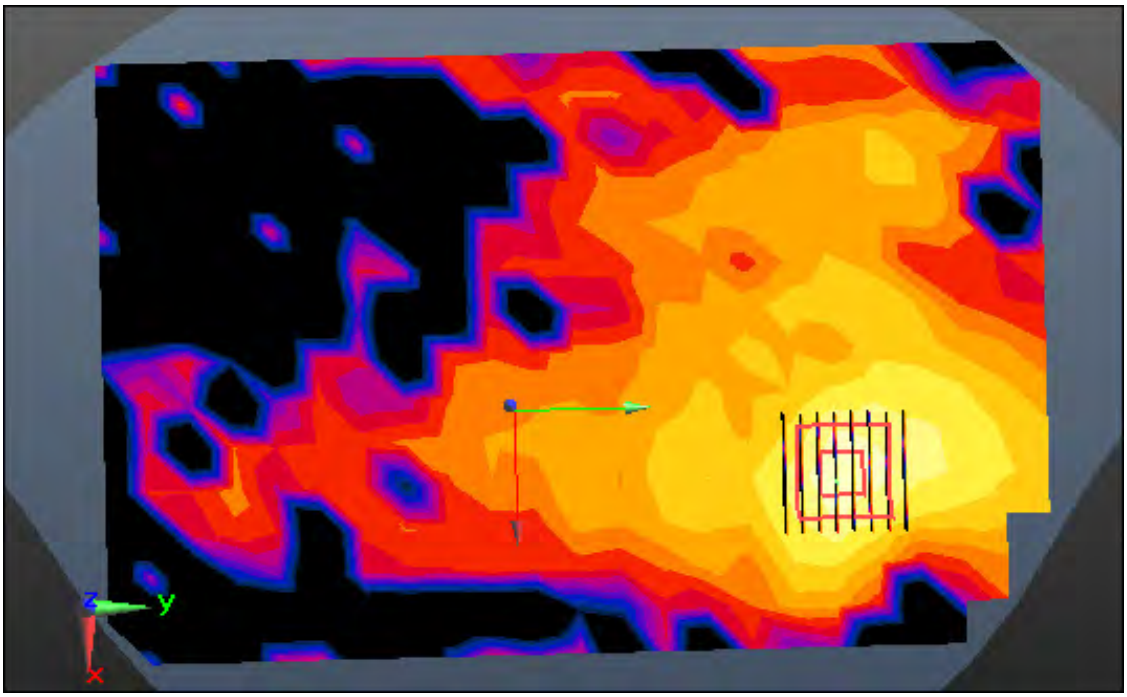

Enlarged Plot for A41

DT&C Co., Ltd.

DUT: LM-F100EMW; Type: Bar

Communication System: UID 0, W-LAN_5 GHz(FCC) (0); Frequency: 5300 MHz;Duty Cycle: 1:1
Medium parameters used: f = 5300 MHz; σ = 5.54 S/m; ε_r = 48.358; ρ = 1000 kg/m^3
Phantom section: Flat Section

DASY5 Configuration:
Probe: EX3DV4 - SN3866; ConvF(4.51, 4.51, 4.51); Calibrated: 5/27/2020 Electronics: DAE4 Sn1392
Sensor-Surface: 1.4mm (Mechanical Surface Detection)
Phantom: SAM-twin middle_2013_09_24; Type: QD000P40CD; Serial: 1782
Measurement SW: DASY52, Version 52.10 (3); SEMCAD X Version 14.6.13 (7474)

Test Date: 2020-08-21; Ambient Temp: 21.6; Tissue Temp: 21.7

1 cm space from Body, Rear, WLAN(802.11a) Ch. 60, Ant Internal, Ant.2

Area Scan (15x23x1): Measurement grid: dx=10mm, dy=10mm
Zoom Scan (8x8x7)/Cube 0: Measurement grid: dx=4mm, dy=4mm, dz=1.4mm, Graded Ratio: 1.4
Power Drift = 0.11 dB
Peak SAR (extrapolated) = 0.545 W/kg
SAR(1 g) = 0.134 W/kg; SAR(10 g) = 0.045 W/kg

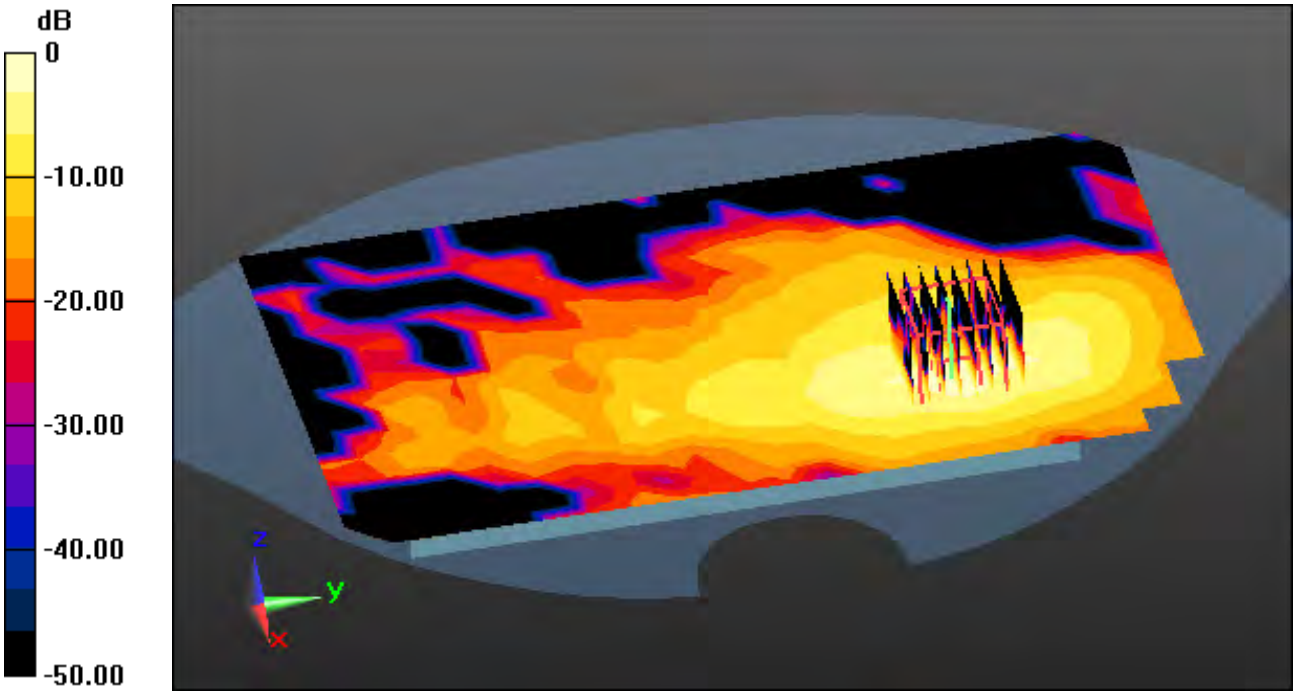

0 dB = 0.329 W/kg

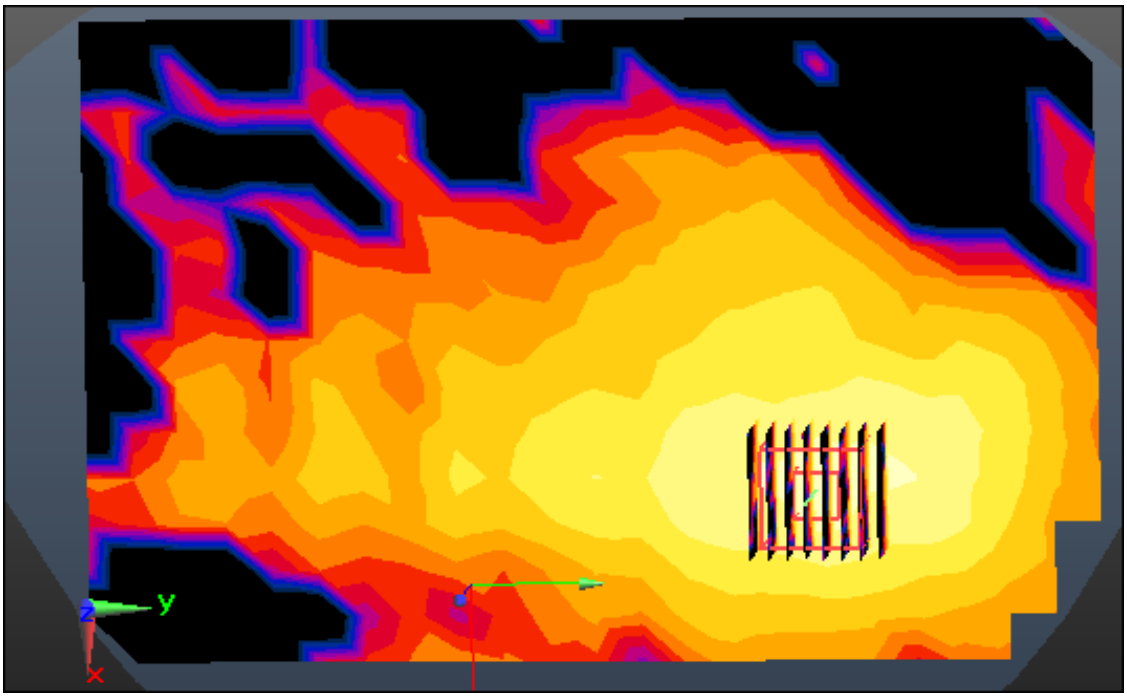

Enlarged Plot for A42

DT&C Co., Ltd.

DUT: LM-F100EMW; Type: Bar

Communication System: UID 0, W-LAN_5 GHz(FCC) (0); Frequency: 5260 MHz;Duty Cycle: 1:1
Medium parameters used: f = 5260 MHz; σ = 5.486 S/m; ε_r = 48.424; ρ = 1000 kg/m^3
Phantom section: Flat Section

DASY5 Configuration:
Probe: EX3DV4 - SN3866; ConvF(4.51, 4.51, 4.51); Calibrated: 5/27/2020 Electronics: DAE4 Sn1392
Sensor-Surface: 1.4mm (Mechanical Surface Detection)
Phantom: SAM-twin middle_2013_09_24; Type: QD000P40CD; Serial: 1782
Measurement SW: DASY52, Version 52.10 (3); SEMCAD X Version 14.6.13 (7474)

Test Date: 2020-08-21; Ambient Temp: 21.6; Tissue Temp: 21.7

1 cm space from Body, Rear, WLAN(802.11a) Ch. 52, Ant Internal, MIMO

Area Scan (15x23x1): Measurement grid: dx=10mm, dy=10mm
Zoom Scan (8x8x7)/Cube 0: Measurement grid: dx=4mm, dy=4mm, dz=1.4mm, Graded Ratio: 1.4
Power Drift = -0.04 dB
Peak SAR (extrapolated) = 0.926 W/kg
SAR(1 g) = 0.252 W/kg; SAR(10 g) = 0.097 W/kg

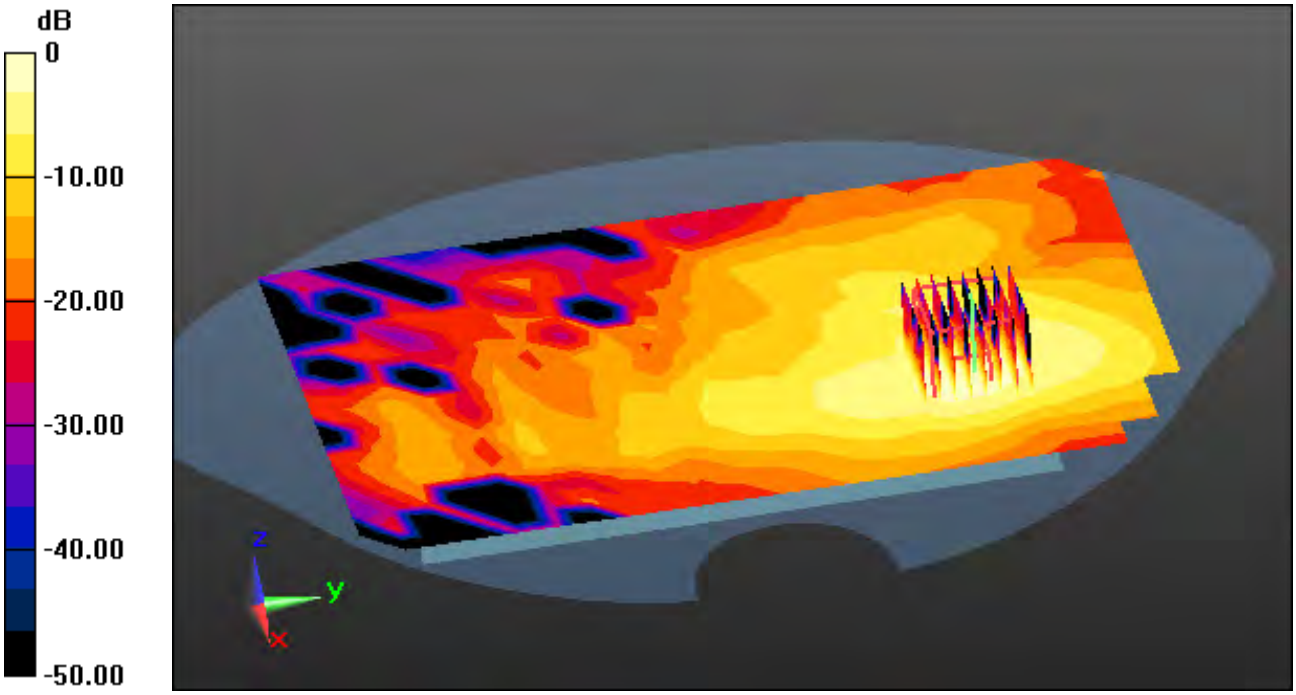

0 dB = 0.566 W/kg

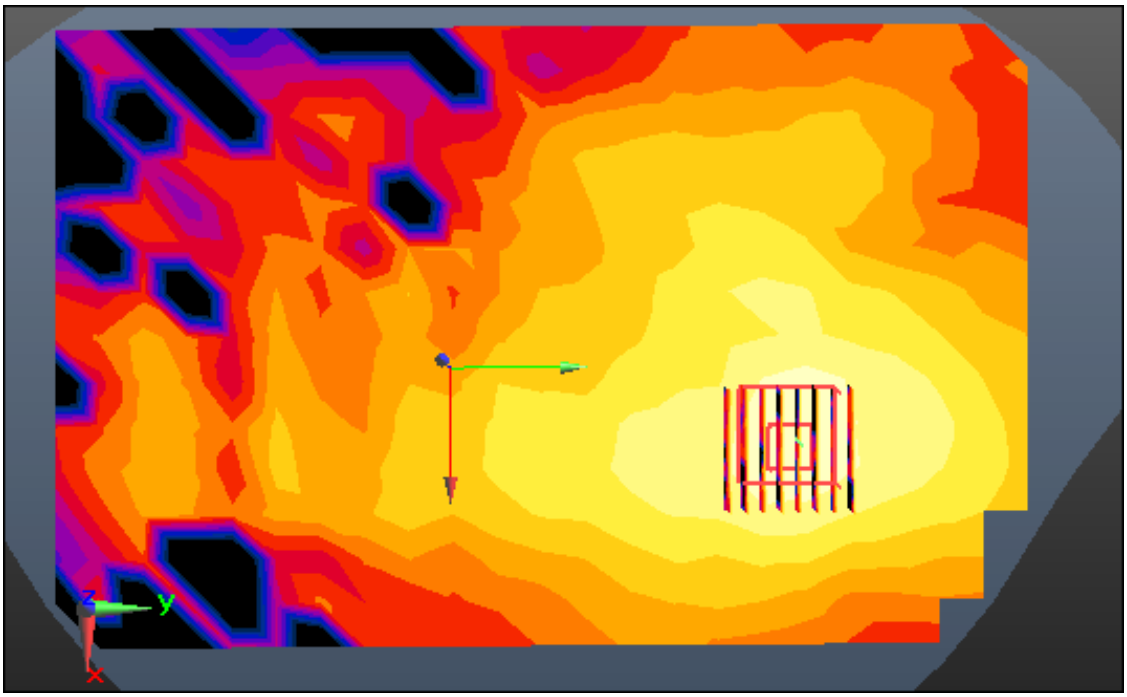

Enlarged Plot for A43

DT&C Co., Ltd.

DUT: LM-F100EMW; Type: Bar

Communication System: UID 0, W-LAN_5 GHz(FCC) (0); Frequency: 5660 MHz;Duty Cycle: 1:1
Medium parameters used: f = 5660 MHz; σ = 6.009 S/m; ε_r = 46.534; ρ = 1000 kg/m^3
Phantom section: Flat Section

DASY5 Configuration:
Probe: EX3DV4 - SN3866; ConvF(3.87, 3.87, 3.87); Calibrated: 5/27/2020 Electronics: DAE4 Sn1392
Sensor-Surface: 1.4mm (Mechanical Surface Detection)
Phantom: SAM-twin middle_2013_09_24; Type: QD000P40CD; Serial: 1782
Measurement SW: DASY52, Version 52.10 (3); SEMCAD X Version 14.6.13 (7474)

Test Date: 2020-08-24; Ambient Temp: 20.9; Tissue Temp: 21.0

1 cm space from Body, Rear, WLAN(802.11a) Ch. 132, Ant Internal, Ant.1

Area Scan (15x23x1): Measurement grid: dx=10mm, dy=10mm
Zoom Scan (8x8x7)/Cube 0: Measurement grid: dx=4mm, dy=4mm, dz=1.4mm, Graded Ratio: 1.4
Power Drift = 0.00 dB
Peak SAR (extrapolated) = 0.745 W/kg
SAR(1 g) = 0.178 W/kg; SAR(10 g) = 0.058 W/kg

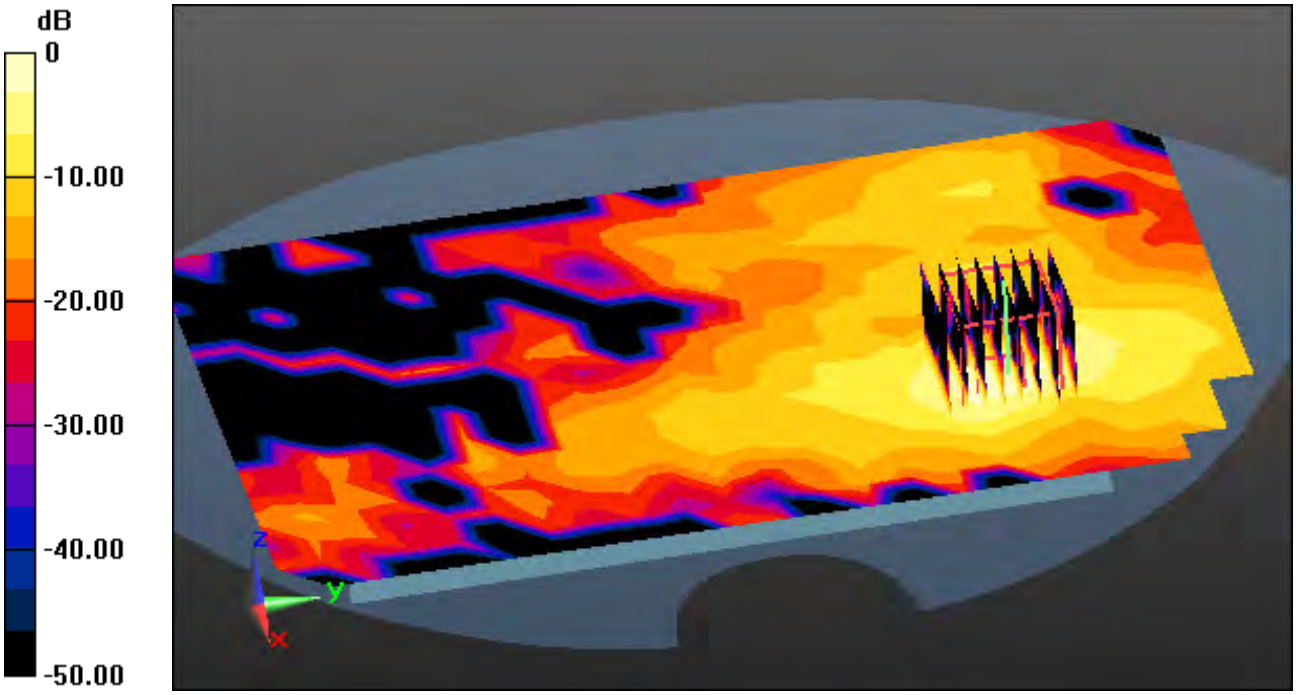

0 dB = 0.449 W/kg

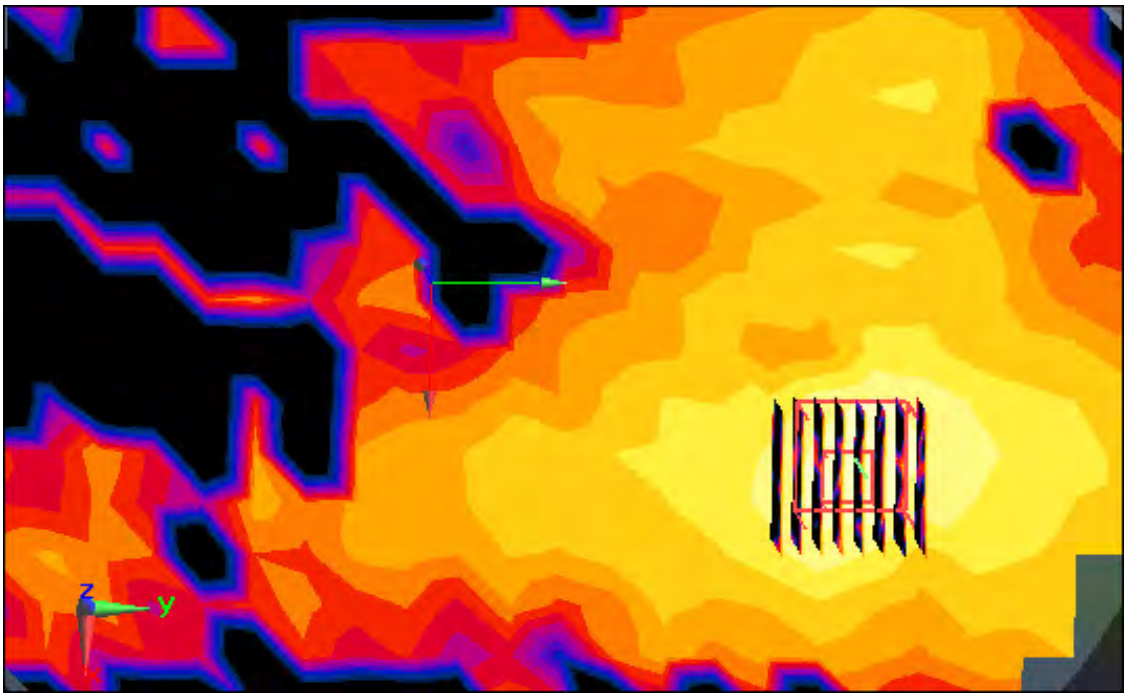

Enlarged Plot for A44

DT&C Co., Ltd.

DUT: LM-F100EMW; Type: Bar

Communication System: UID 0, W-LAN_5 GHz(FCC) (0); Frequency: 5500 MHz;Duty Cycle: 1:1
Medium parameters used: f = 5500 MHz; σ = 5.794 S/m; ε_r = 46.753; ρ = 1000 kg/m^3
Phantom section: Flat Section

DASY5 Configuration:
Probe: EX3DV4 - SN3866; ConvF(4.03, 4.03, 4.03); Calibrated: 5/27/2020 Electronics: DAE4 Sn1392
Sensor-Surface: 1.4mm (Mechanical Surface Detection)
Phantom: SAM-twin middle_2013_09_24; Type: QD000P40CD; Serial: 1782
Measurement SW: DASY52, Version 52.10 (3); SEMCAD X Version 14.6.13 (7474)

Test Date: 2020-08-24; Ambient Temp: 20.9; Tissue Temp: 21.0

1 cm space from Body, Rear, WLAN(802.11a) Ch. 100, Ant Internal, Ant.2

Area Scan (15x23x1): Measurement grid: dx=10mm, dy=10mm
Zoom Scan (8x8x7)/Cube 0: Measurement grid: dx=4mm, dy=4mm, dz=1.4mm, Graded Ratio: 1.4
Power Drift = -0.03 dB
Peak SAR (extrapolated) = 0.458 W/kg
SAR(1 g) = 0.105 W/kg; SAR(10 g) = 0.034 W/kg

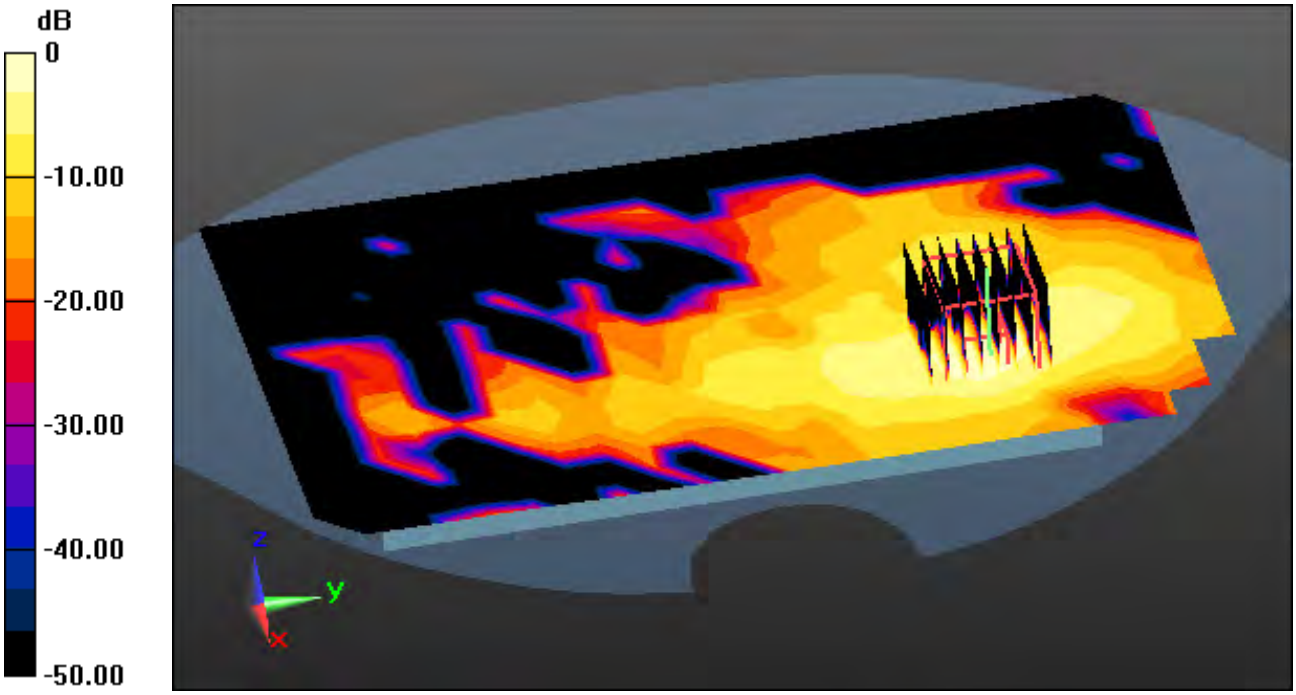

0 dB = 0.289 W/kg

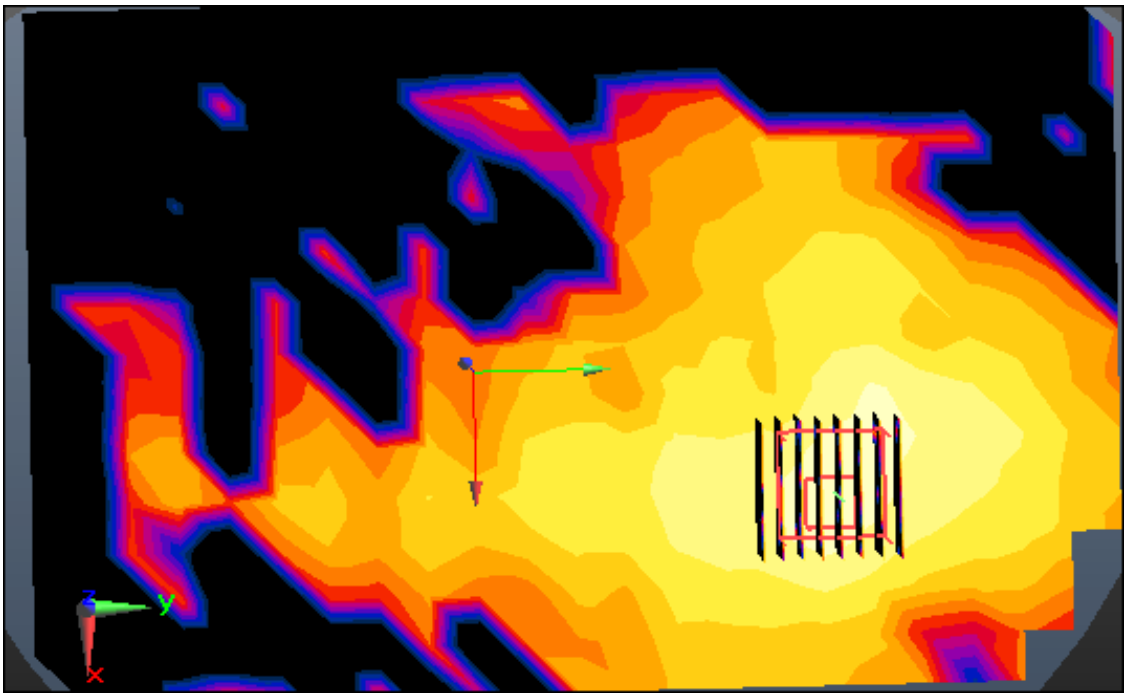

Enlarged Plot for A45

DT&C Co., Ltd.

DUT: LM-F100EMW; Type: Bar

Communication System: UID 0, W-LAN_5 GHz(FCC) (0); Frequency: 5660 MHz;Duty Cycle: 1:1
Medium parameters used: f = 5660 MHz; σ = 6.009 S/m; ε_r = 46.534; ρ = 1000 kg/m^3
Phantom section: Flat Section

DASY5 Configuration:
Probe: EX3DV4 - SN3866; ConvF(3.87, 3.87, 3.87); Calibrated: 5/27/2020 Electronics: DAE4 Sn1392
Sensor-Surface: 1.4mm (Mechanical Surface Detection)
Phantom: SAM-twin middle_2013_09_24; Type: QD000P40CD; Serial: 1782
Measurement SW: DASY52, Version 52.10 (3); SEMCAD X Version 14.6.13 (7474)

Test Date: 2020-08-24; Ambient Temp: 20.9; Tissue Temp: 21.0

1 cm space from Body, Rear, WLAN(802.11a) Ch. 132, Ant Internal, MIMO

Area Scan (15x23x1): Measurement grid: dx=10mm, dy=10mm
Zoom Scan (8x8x7)/Cube 0: Measurement grid: dx=4mm, dy=4mm, dz=1.4mm, Graded Ratio: 1.4
Power Drift = -0.14 dB
Peak SAR (extrapolated) = 1.09 W/kg
SAR(1 g) = 0.247 W/kg; SAR(10 g) = 0.090 W/kg

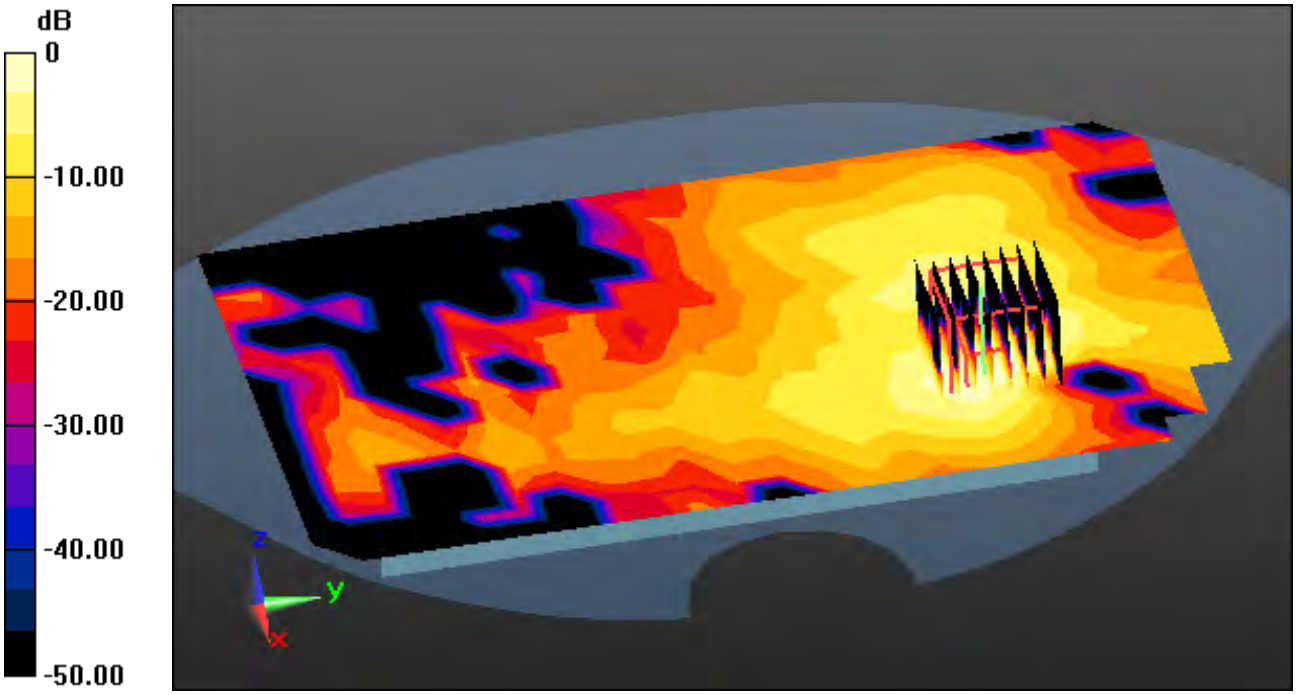

0 dB = 0.623 W/kg

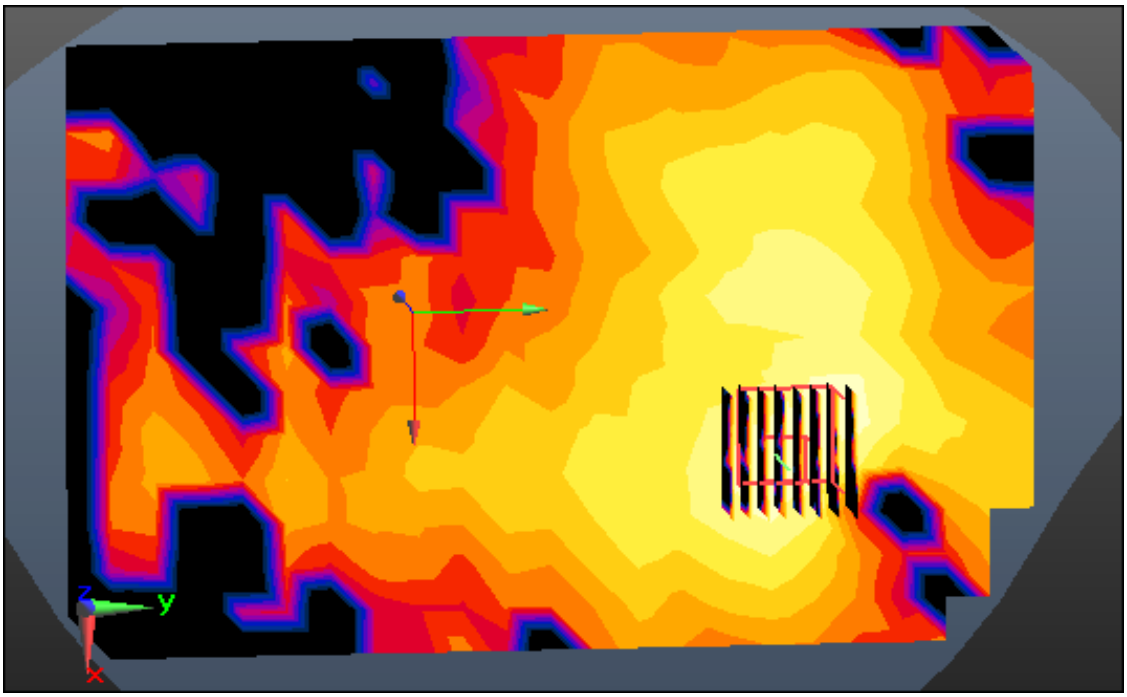

Enlarged Plot for A46

DT&C Co., Ltd.

DUT: LM-F100EMW; Type: Bar

Communication System: UID 0, W-LAN_5 GHz(FCC) (0); Frequency: 5745 MHz;Duty Cycle: 1:1
Medium parameters used: f = 5745 MHz; σ = 5.952 S/m; ε_r = 47.144; ρ = 1000 kg/m^3
Phantom section: Flat Section

DASY5 Configuration:
Probe: EX3DV4 - SN3866; ConvF(4, 4, 4); Calibrated: 5/27/2020 Electronics: DAE4 Sn1392
Sensor-Surface: 1.4mm (Mechanical Surface Detection)
Phantom: SAM-twin middle_2013_09_24; Type: QD000P40CD; Serial: 1782
Measurement SW: DASY52, Version 52.10 (3); SEMCAD X Version 14.6.13 (7474)

Test Date: 2020-08-25; Ambient Temp: 20.6; Tissue Temp: 20.5

1 cm space from Body, Rear, WLAN(802.11a) Ch. 149, Ant Internal, Ant.1

Area Scan (15x23x1): Measurement grid: dx=10mm, dy=10mm
Zoom Scan (8x8x7)/Cube 0: Measurement grid: dx=4mm, dy=4mm, dz=1.4mm, Graded Ratio: 1.4
Power Drift = 0.09 dB
Peak SAR (extrapolated) = 0.429 W/kg
SAR(1 g) = 0.097 W/kg; SAR(10 g) = 0.029 W/kg

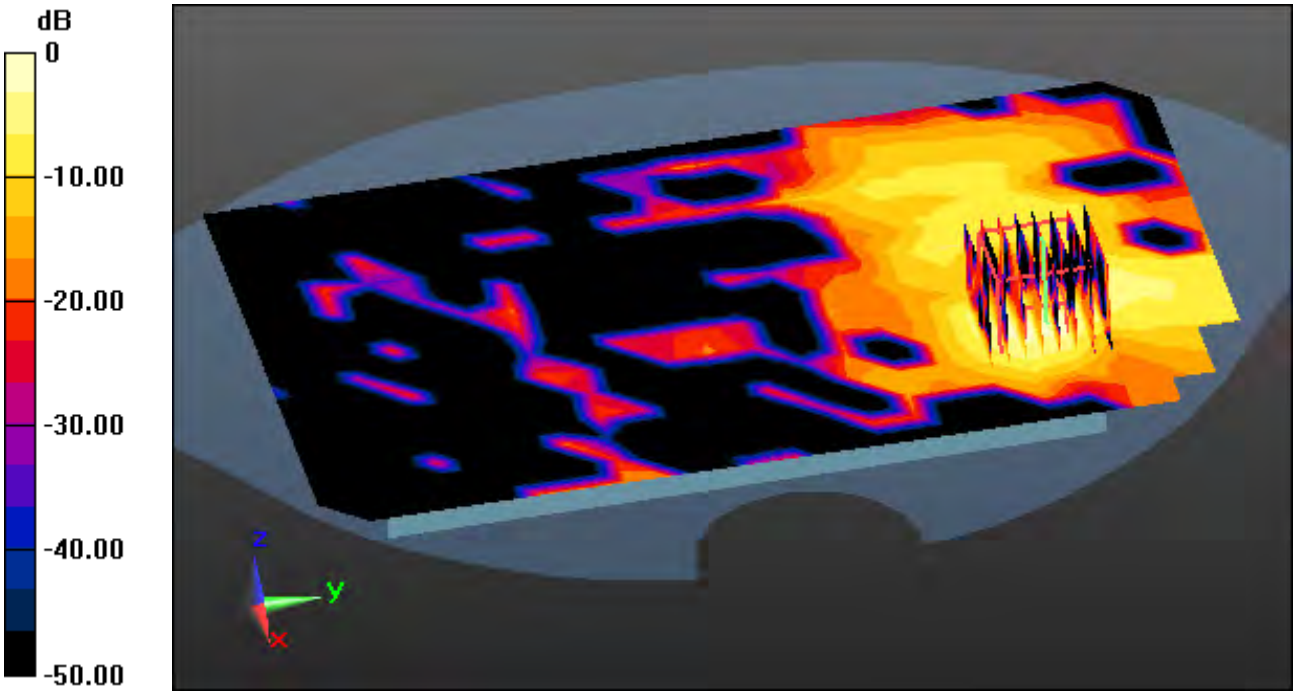

0 dB = 0.277 W/kg

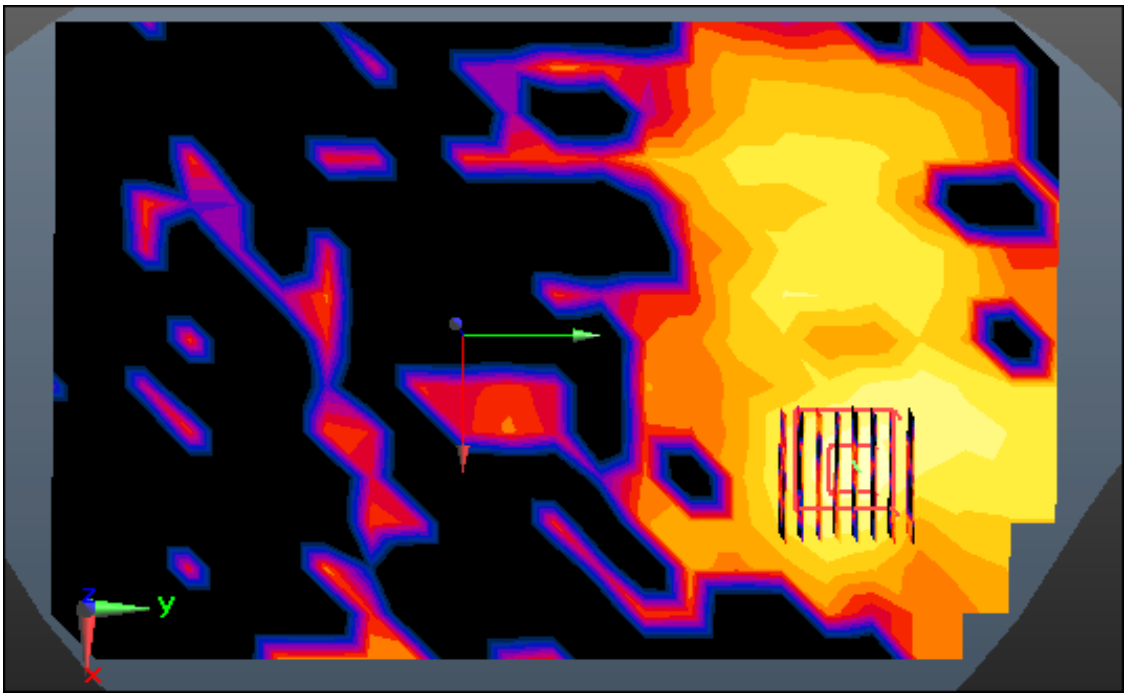

Enlarged Plot for A47

DT&C Co., Ltd.

DUT: LM-F100EMW; Type: Bar

Communication System: UID 0, W-LAN_5 GHz(FCC) (0); Frequency: 5745 MHz;Duty Cycle: 1:1
Medium parameters used: f = 5745 MHz; σ = 5.952 S/m; ε_r = 47.144; ρ = 1000 kg/m^3
Phantom section: Flat Section

DASY5 Configuration:
Probe: EX3DV4 - SN3866; ConvF(4, 4, 4); Calibrated: 5/27/2020 Electronics: DAE4 Sn1392
Sensor-Surface: 1.4mm (Mechanical Surface Detection)
Phantom: SAM-twin middle_2013_09_24; Type: QD000P40CD; Serial: 1782
Measurement SW: DASY52, Version 52.10 (3); SEMCAD X Version 14.6.13 (7474)

Test Date: 2020-08-25; Ambient Temp: 20.6; Tissue Temp: 20.5

1 cm space from Body, Rear, WLAN(802.11a) Ch. 149, Ant Internal, Ant.2

Area Scan (15x23x1): Measurement grid: dx=10mm, dy=10mm
Zoom Scan (8x8x7)/Cube 0: Measurement grid: dx=4mm, dy=4mm, dz=1.4mm, Graded Ratio: 1.4
Power Drift = 0.07 dB
Peak SAR (extrapolated) = 0.618 W/kg
SAR(1 g) = 0.146 W/kg; SAR(10 g) = 0.052 W/kg

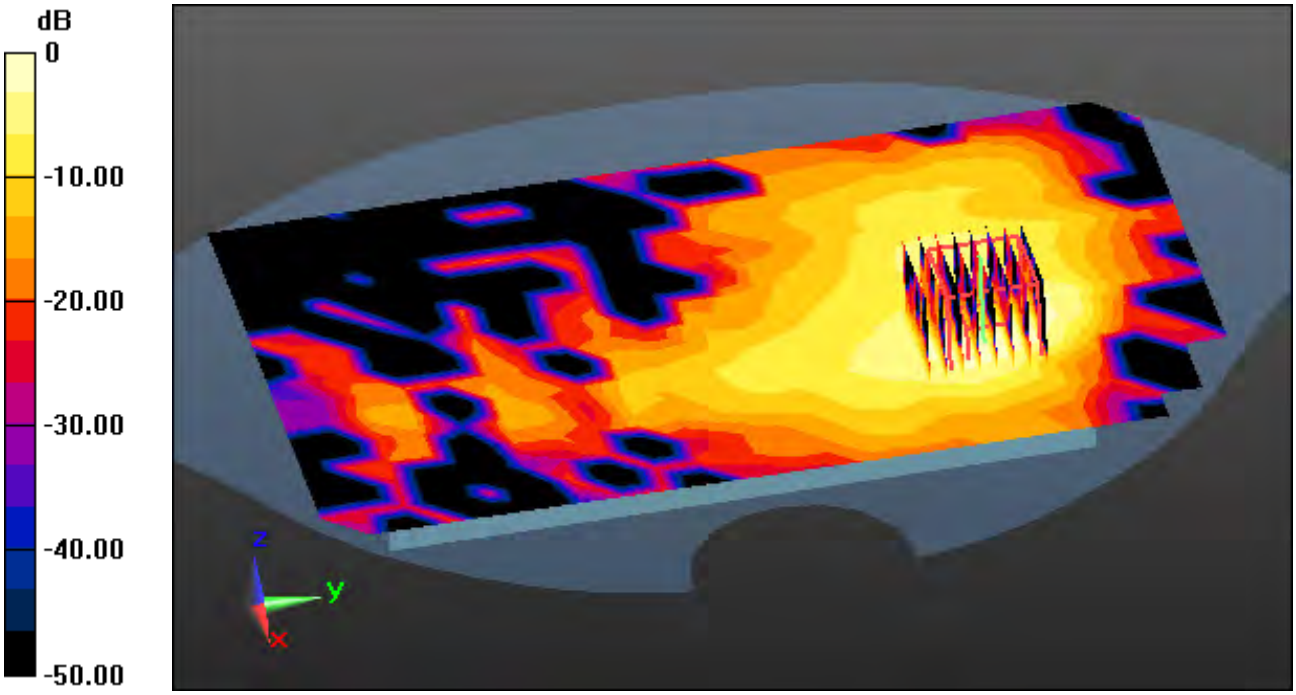

0 dB = 0.382 W/kg

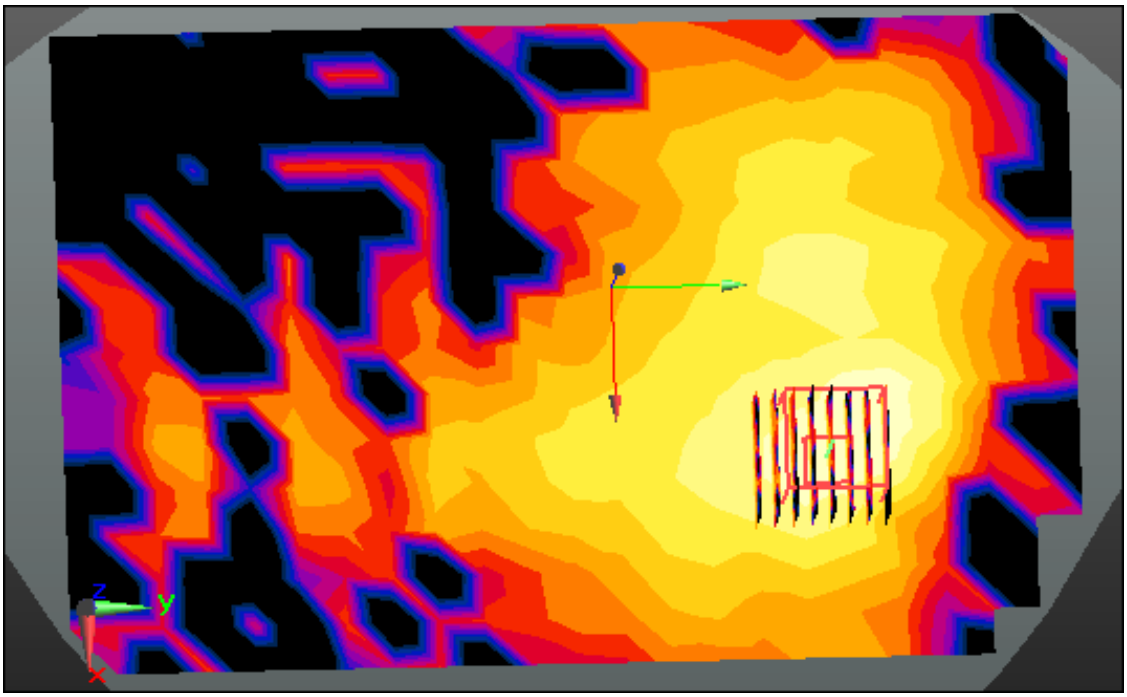

Enlarged Plot for A48

DT&C Co., Ltd.

DUT: LM-F100EMW; Type: Bar

Communication System: UID 0, W-LAN_5 GHz(FCC) (0); Frequency: 5745 MHz;Duty Cycle: 1:1
Medium parameters used: f = 5745 MHz; σ = 5.952 S/m; ε_r = 47.144; ρ = 1000 kg/m^3
Phantom section: Flat Section

DASY5 Configuration:
Probe: EX3DV4 - SN3866; ConvF(4, 4, 4); Calibrated: 5/27/2020 Electronics: DAE4 Sn1392
Sensor-Surface: 1.4mm (Mechanical Surface Detection)
Phantom: SAM-twin middle_2013_09_24; Type: QD000P40CD; Serial: 1782
Measurement SW: DASY52, Version 52.10 (3); SEMCAD X Version 14.6.13 (7474)

Test Date: 2020-08-25; Ambient Temp: 20.6; Tissue Temp: 20.5

1 cm space from Body, Rear, WLAN(802.11a) Ch. 149, Ant Internal, MIMO

Area Scan (15x23x1): Measurement grid: dx=10mm, dy=10mm
Zoom Scan (8x8x7)/Cube 0: Measurement grid: dx=4mm, dy=4mm, dz=1.4mm, Graded Ratio: 1.4
Power Drift = -0.17 dB
Peak SAR (extrapolated) = 1.06 W/kg
SAR(1 g) = 0.233 W/kg; SAR(10 g) = 0.084 W/kg



0 dB = 0.578 W/kg

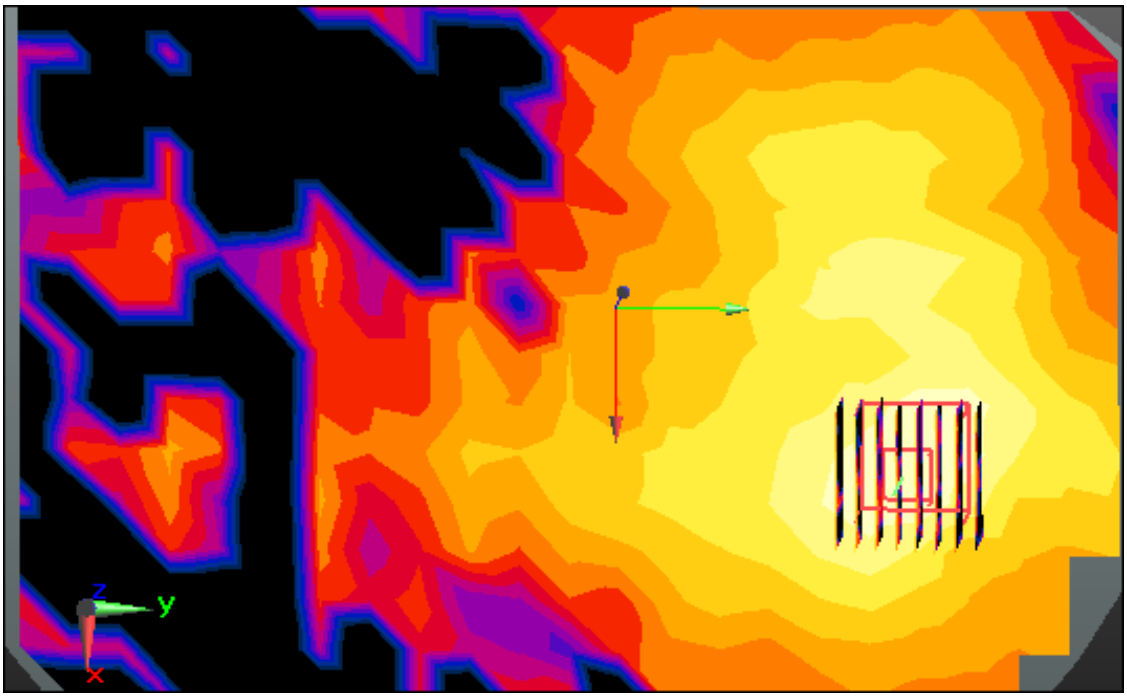

Enlarged Plot for A49

DT&C Co., Ltd.

DUT: LM-F100EMW; Type: Bar

Communication System: UID 0, Bluetooth (0); Frequency: 2441 MHz;Duty Cycle: 1:1.302
Medium parameters used: f = 2441 MHz; σ = 1.919 S/m; ε_r = 51.213; ρ = 1000 kg/m^3
Phantom section: Flat Section

DASY5 Configuration:
Probe: EX3DV4 - SN3933; ConvF(7.75, 7.75, 7.75); Calibrated: 9/27/2019 Electronics: DAE3 Sn520
Sensor-Surface: 2mm (Mechanical Surface Detection)
Phantom: SAM with CRP_2016_07_22_middle; Type: QD000P40CD; Serial: TP:1786
Measurement SW: DASY52, Version 52.10 (3); SEMCAD X Version 14.6.13 (7474)

Test Date: 2020-08-28; Ambient Temp: 21.5; Tissue Temp: 21.3

1 cm space from Body, Rear, Bluetooth 1 Mbps Ch. 39, Ant Internal

Area Scan (12x19x1): Measurement grid: dx=12mm, dy=12mm
Zoom Scan (7x7x7)/Cube 0: Measurement grid: dx=5mm, dy=5mm, dz=5mm
Power Drift = -0.09 dB
Peak SAR (extrapolated) = 0.0420 W/kg
SAR(1 g) = 0.022 W/kg; SAR(10 g) = 0.011 W/kg



0 dB = 0.0337 W/kg

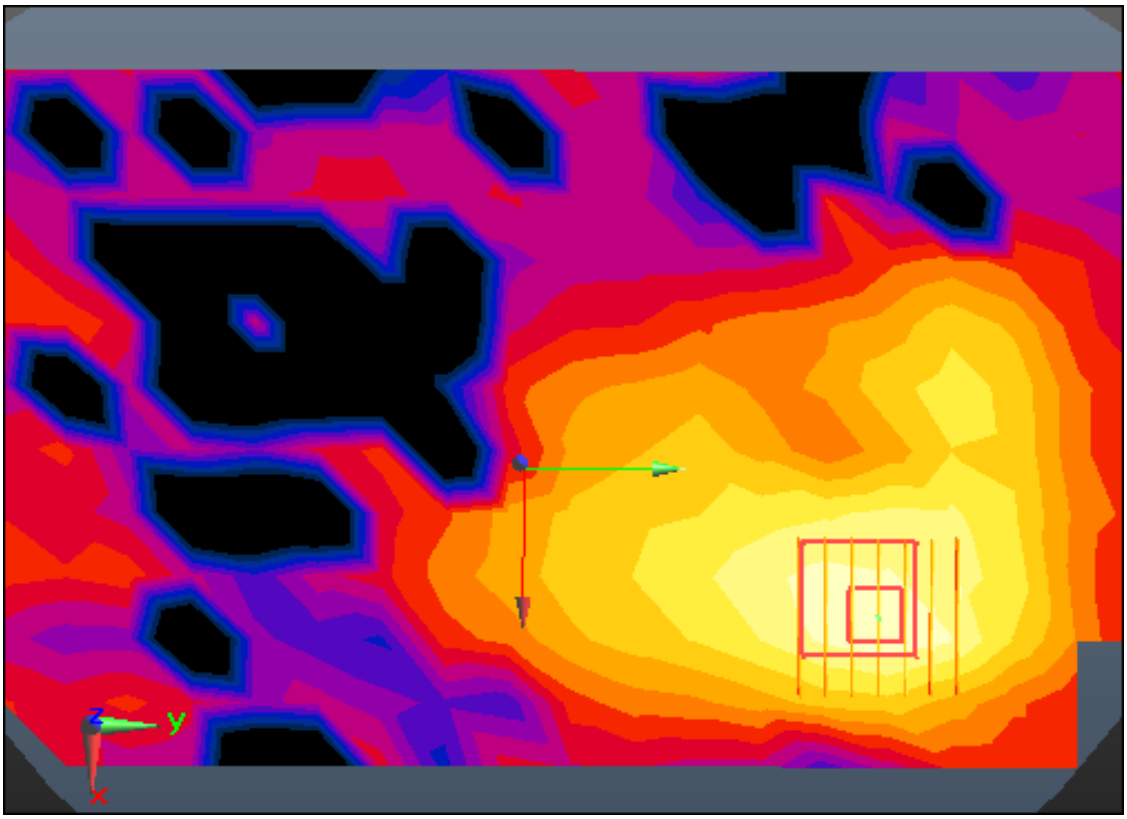

Enlarged Plot for A50

DT&C Co., Ltd.

DUT: LM-F100EMW; Type: Bar

Communication System: UID 0, PCS1900_Class 11 (0); Frequency: 1880 MHz; Duty Cycle: 1:2.77
Medium parameters used: f = 1880 MHz; σ = 1.534 S/m; ε_r = 54.361; ρ = 1000 kg/m^3
Phantom section: Flat Section

DASY5 Configuration:
Probe: EX3DV4 - SN3933; ConvF(8.15, 8.15, 8.15); Calibrated: 9/27/2019 Electronics: DAE3 Sn520
Sensor-Surface: 2mm (Mechanical Surface Detection)
Phantom: SAM with CRP_2016_07_22_middle; Type: QD000P40CD; Serial: TP:1786
Measurement SW: DASY52, Version 52.10 (3); SEMCAD X Version 14.6.13 (7474)

Test Date: 2020-08-20; Ambient Temp: 21.4; Tissue Temp: 21.2

1 cm space from Body, Bottom, PCS1900 GPRS 3 Tx Ch. 661, Ant Internal

Area Scan (6x10x1): Measurement grid: dx=15mm, dy=15mm
Zoom Scan (5x5x7)/Cube 0: Measurement grid: dx=8mm, dy=8mm, dz=5mm
Power Drift = -0.19 dB
Peak SAR (extrapolated) = 0.843 W/kg
SAR(1 g) = 0.515 W/kg; SAR(10 g) = 0.293 W/kg

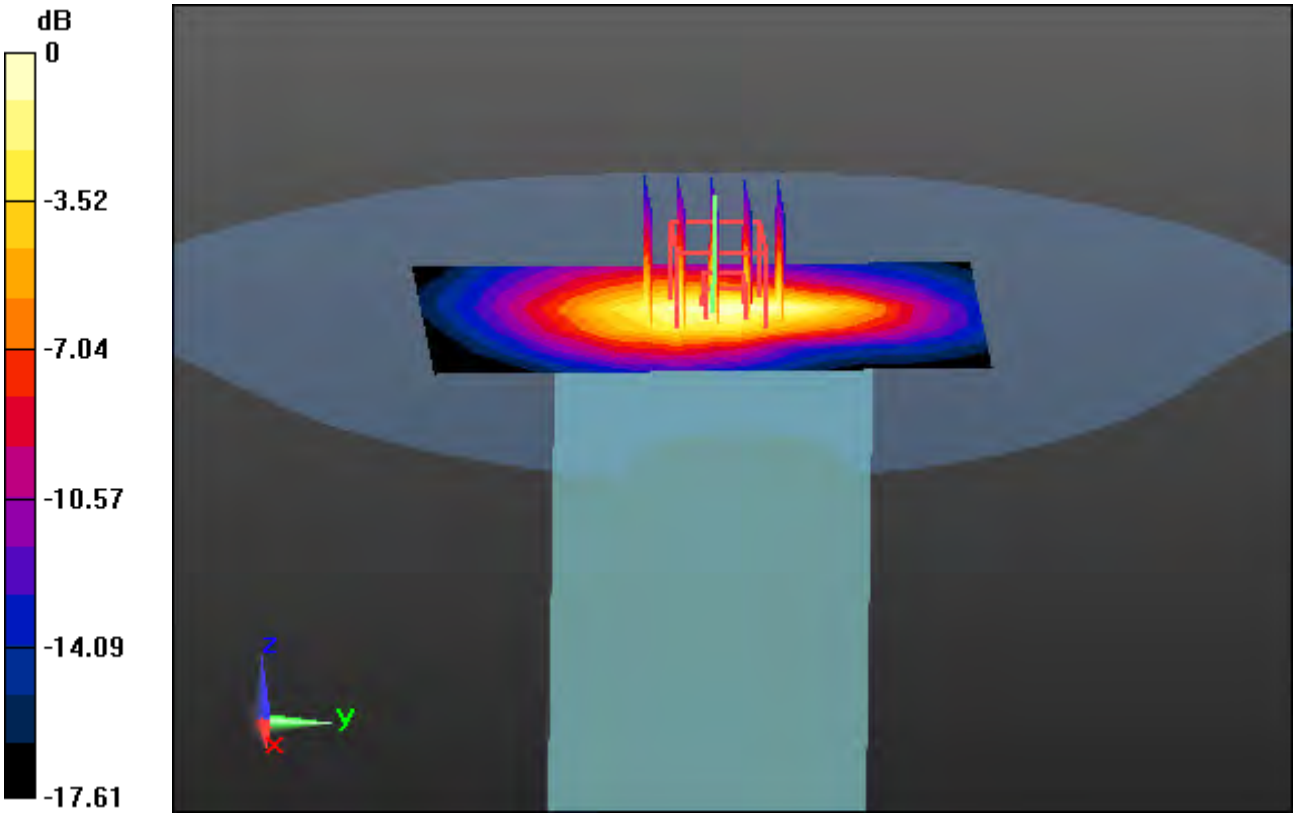

0 dB = 0.682 W/kg

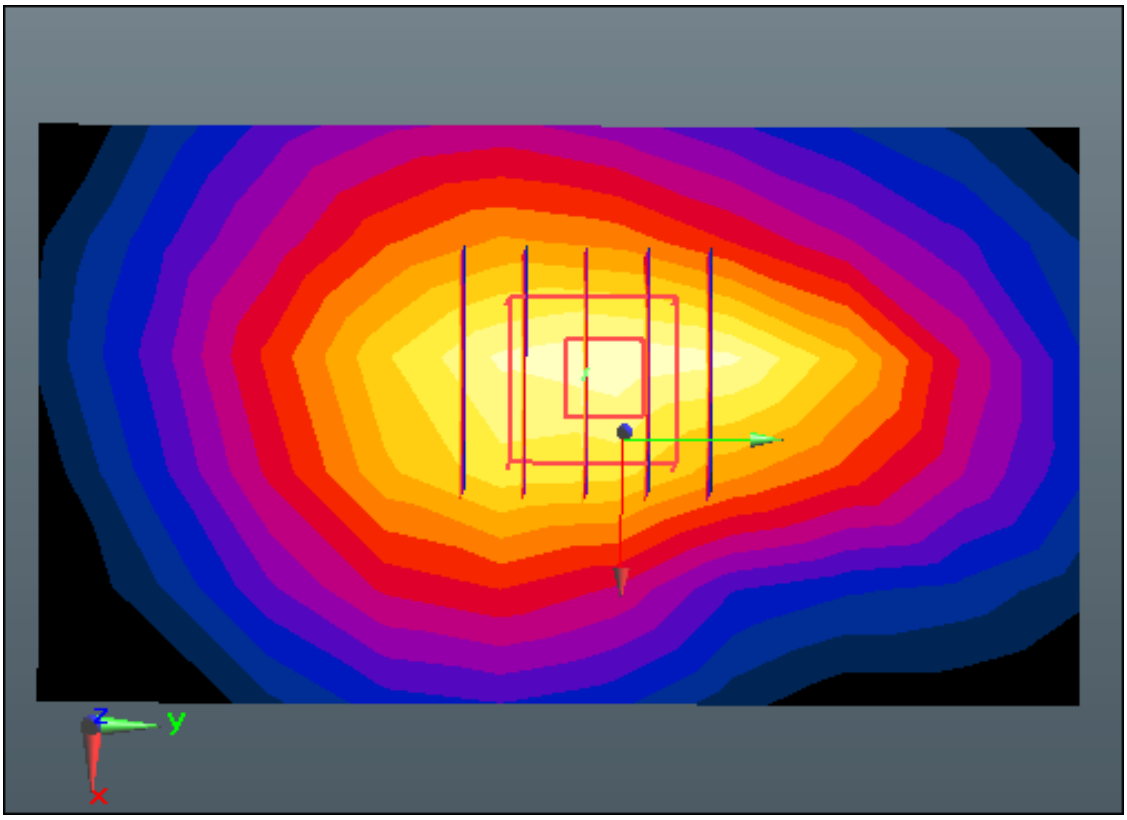

Enlarged Plot for A51

DT&C Co., Ltd.

DUT: LM-F100EMW; Type: Bar

Communication System: UID 0, WCDMA 1900 (0); Frequency: 1852.4 MHz; Duty Cycle: 1:1
Medium parameters used: f = 1852.4 MHz; σ = 1.509 S/m; ε_r = 54.42; ρ = 1000 kg/m^3
Phantom section: Flat Section

DASY5 Configuration:
Probe: EX3DV4 - SN3933; ConvF(8.15, 8.15, 8.15); Calibrated: 9/27/2019 Electronics: DAE3 Sn520
Sensor-Surface: 2mm (Mechanical Surface Detection)
Phantom: SAM with CRP_2016_07_22_middle; Type: QD000P40CD; Serial: TP:1786
Measurement SW: DASY52, Version 52.10 (3); SEMCAD X Version 14.6.13 (7474)

Test Date: 2020-08-20; Ambient Temp: 21.4; Tissue Temp: 21.2

1 cm space from Body, Bottom, WCDMA Band 2 Ch. 9262, Ant Internal

Area Scan (6x10x1): Measurement grid: dx=15mm, dy=15mm
Zoom Scan (5x5x7)/Cube 0: Measurement grid: dx=8mm, dy=8mm, dz=5mm
Power Drift = -0.03 dB
Peak SAR (extrapolated) = 1.72 W/kg
SAR(1 g) = 1.07 W/kg; SAR(10 g) = 0.614 W/kg

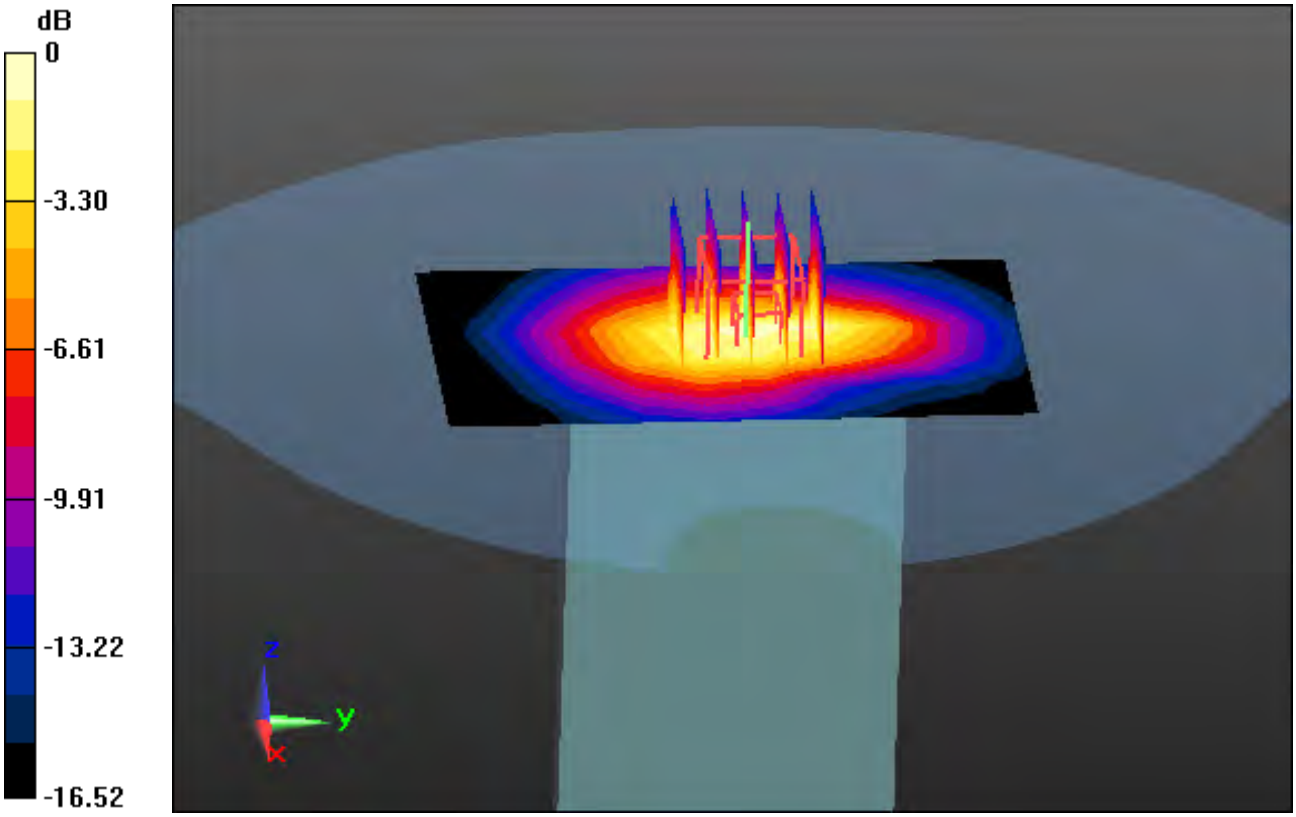

0 dB = 1.43 W/kg

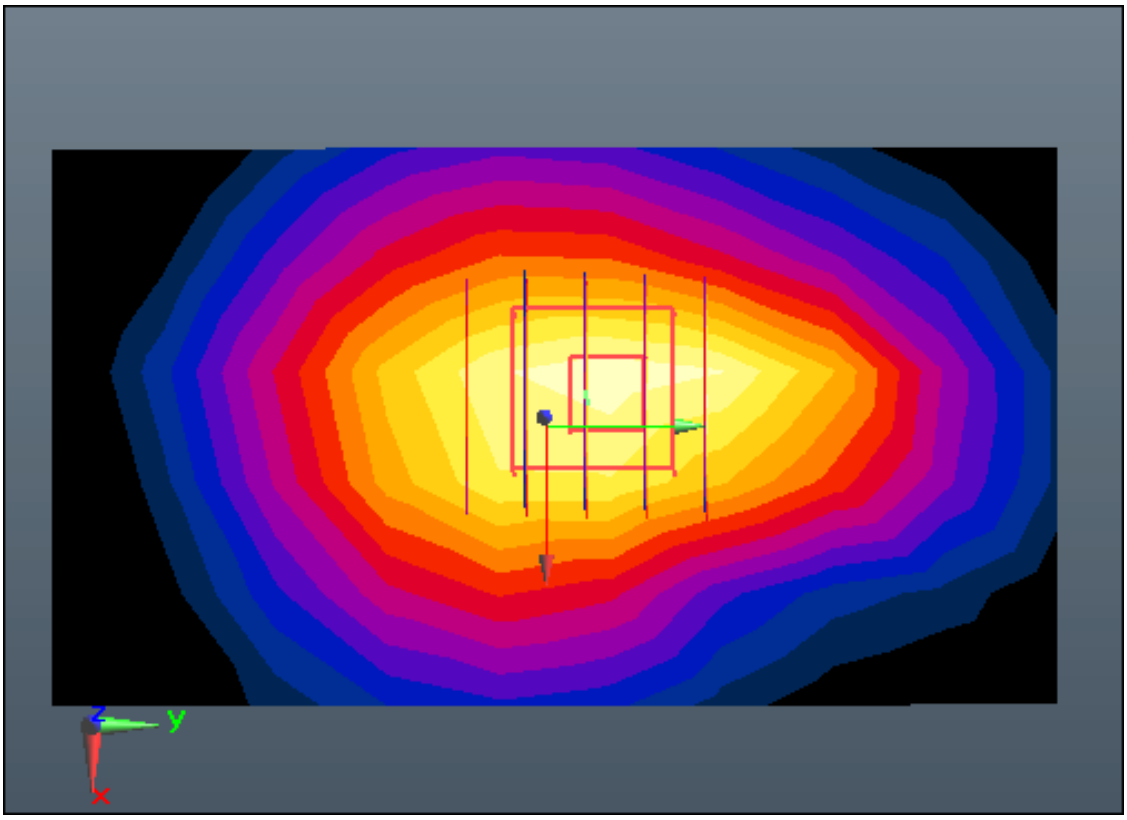

Enlarged Plot for A52

DT&C Co., Ltd.

DUT: LM-F100EMW; Type: Bar

Communication System: UID 0, LTE Band 66 (0); Frequency: 1770 MHz;Duty Cycle: 1:1
Medium parameters used: f = 1770 MHz; σ = 1.468 S/m; ε_r = 52.172; ρ = 1000 kg/m^3
Phantom section: Flat Section

DASY5 Configuration:
Probe: EX3DV4 - SN3933; ConvF(8.64, 8.64, 8.64); Calibrated: 9/27/2019 Electronics: DAE3 Sn520
Sensor-Surface: 2mm (Mechanical Surface Detection)
Phantom: SAM with CRP_2016_07_22_middle; Type: QD000P40CD; Serial: TP:1786
Measurement SW: DASY52, Version 52.10 (3); SEMCAD X Version 14.6.13 (7474)

Test Date: 2020-08-21; Ambient Temp: 21.7; Tissue Temp: 21.5

1 cm space from Body, Bottom, LTE Band 66 Ch. 132572, Ant Internal

Mode : BandWidth 20 MHz, QPSK, RB Size: 1

Area Scan 2 (6x10x1): Measurement grid: dx=15mm, dy=15mm
Zoom Scan (5x5x7)/Cube 0: Measurement grid: dx=8mm, dy=8mm, dz=5mm
Power Drift = -0.01 dB
Peak SAR (extrapolated) = 1.79 W/kg
SAR(1 g) = 1.13 W/kg; SAR(10 g) = 0.656 W/kg

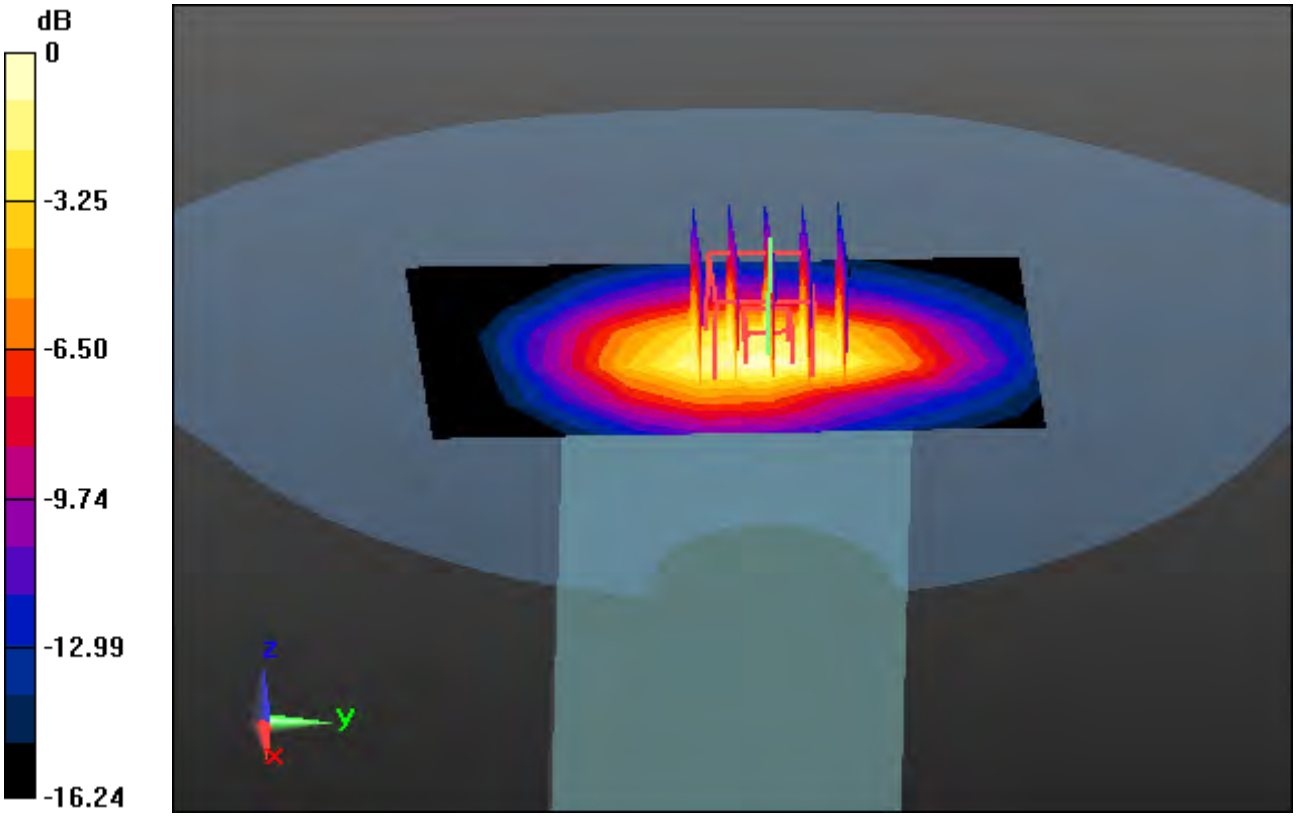

0 dB = 1.43 W/kg

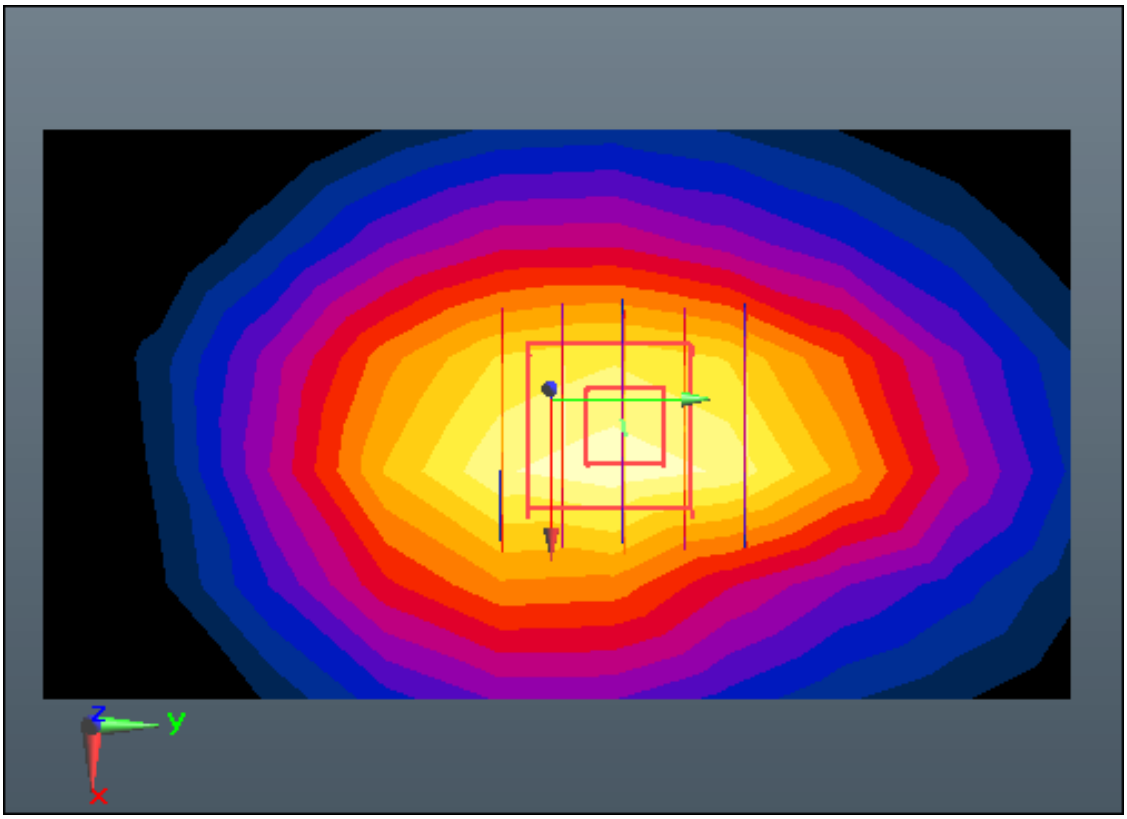

Enlarged Plot for A53

DT&C Co., Ltd.

DUT: LM-F100EMW; Type: Bar

Communication System: UID 0, LTE Band 2 (0); Frequency: 1860 MHz;Duty Cycle: 1:1
Medium parameters used: f = 1860 MHz; σ = 1.515 S/m; ε_r = 54.398; ρ = 1000 kg/m^3
Phantom section: Flat Section

DASY5 Configuration:
Probe: EX3DV4 - SN3933; ConvF(8.15, 8.15, 8.15); Calibrated: 9/27/2019 Electronics: DAE3 Sn520
Sensor-Surface: 2mm (Mechanical Surface Detection)
Phantom: SAM with CRP_2013_10_08_right; Type: QD000P40CD; Serial: TP:1786
Measurement SW: DASY52, Version 52.10 (3); SEMCAD X Version 14.6.13 (7474)

Test Date: 2020-08-20; Ambient Temp: 21.4; Tissue Temp: 21.2

1 cm space from Body, Bottom, LTE Band 2 Ch. 18700, Ant Internal

Mode : BandWidth 20 MHz, QPSK, RB Size: 1

Area Scan (6x10x1): Measurement grid: dx=15mm, dy=15mm
Zoom Scan (5x5x7)/Cube 0: Measurement grid: dx=8mm, dy=8mm, dz=5mm
Power Drift = -0.02 dB
Peak SAR (extrapolated) = 1.35 W/kg
SAR(1 g) = 0.829 W/kg; SAR(10 g) = 0.477 W/kg

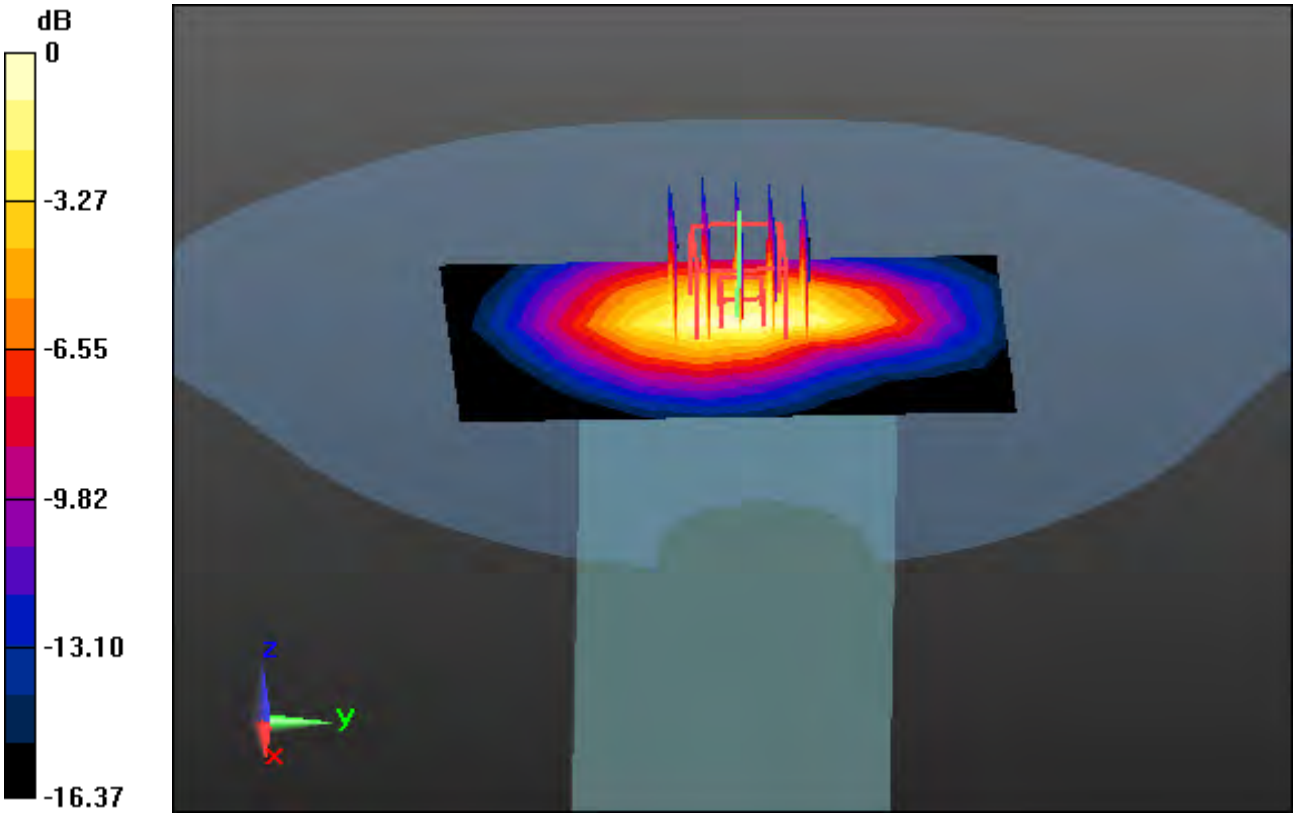

0 dB = 1.11 W/kg

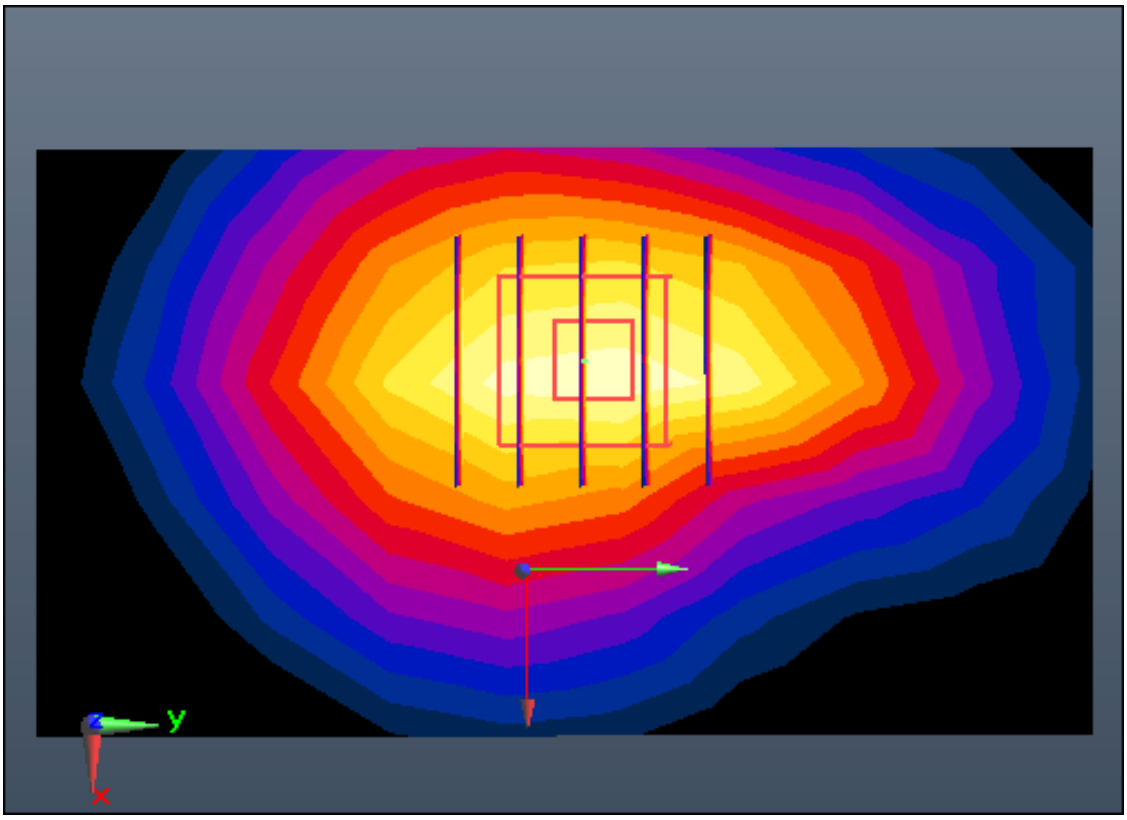

Enlarged Plot for A54

DT&C Co., Ltd.

DUT: LM-F100EMW; Type: Bar

Communication System: UID 0, LTE Band 41 (0); Frequency: 2506 MHz;Duty Cycle: 1:1.58
Medium parameters used: f = 2506 MHz; σ = 1.987 S/m; ε_r = 51.075; ρ = 1000 kg/m^3
Phantom section: Flat Section

DASY5 Configuration:
Probe: EX3DV4 - SN3933; ConvF(7.57, 7.57, 7.57); Calibrated: 9/27/2019 Electronics: DAE3 Sn520
Sensor-Surface: 2mm (Mechanical Surface Detection)
Phantom: SAM with CRP_2016_07_22_middle; Type: QD000P40CD; Serial: TP:1786
Measurement SW: DASY52, Version 52.10 (3); SEMCAD X Version 14.6.13 (7474)

Test Date: 2020-08-31; Ambient Temp: 21.7; Tissue Temp: 21.4

1 cm space from Body, Bottom, LTE Band 41 Ch. 39750, Ant Internal

Mode : BandWidth 20 MHz, QPSK, RB Size: 1

Area Scan (7x12x1): Measurement grid: dx=12mm, dy=12mm
Zoom Scan (7x7x7)/Cube 0: Measurement grid: dx=5mm, dy=5mm, dz=5mm
Power Drift = -0.17 dB
Peak SAR (extrapolated) = 0.839 W/kg
SAR(1 g) = 0.453 W/kg; SAR(10 g) = 0.231 W/kg

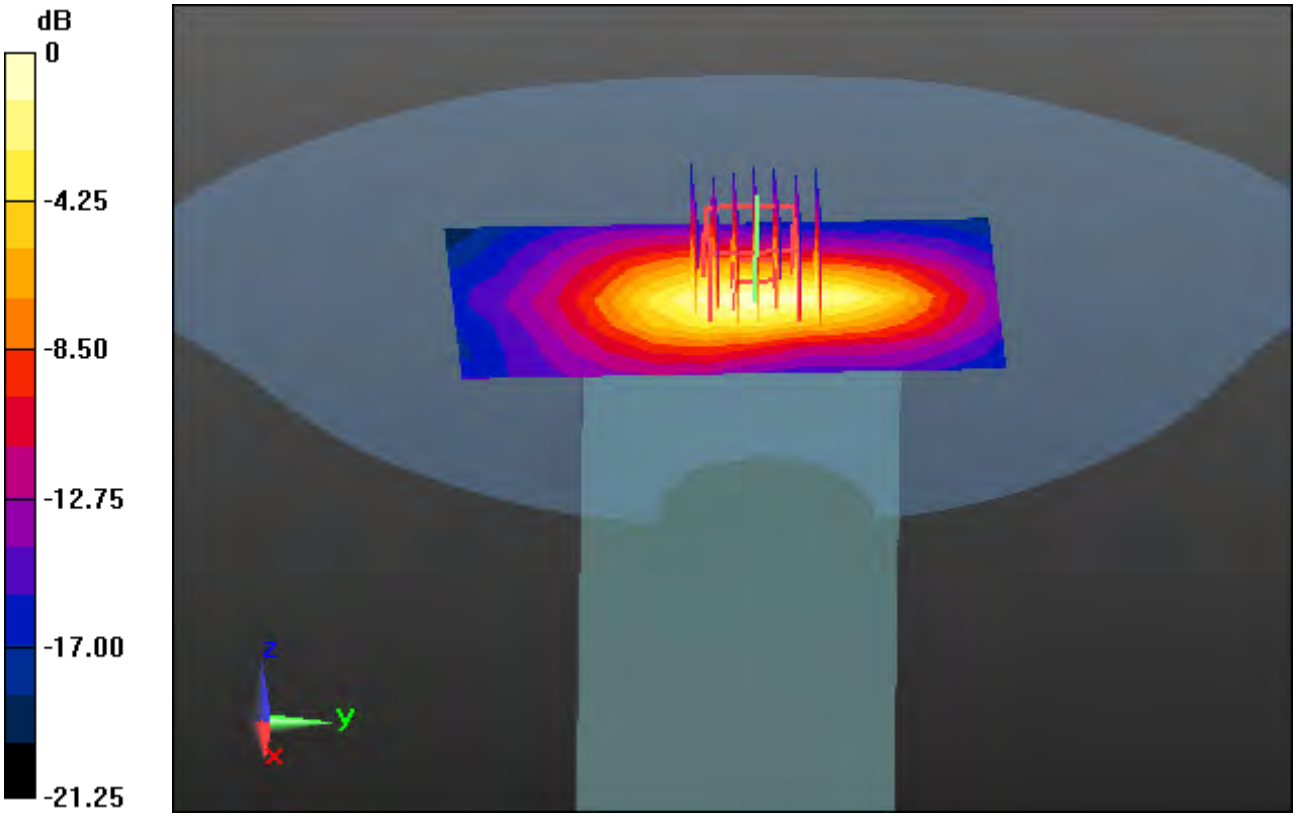

0 dB = 0.651 W/kg

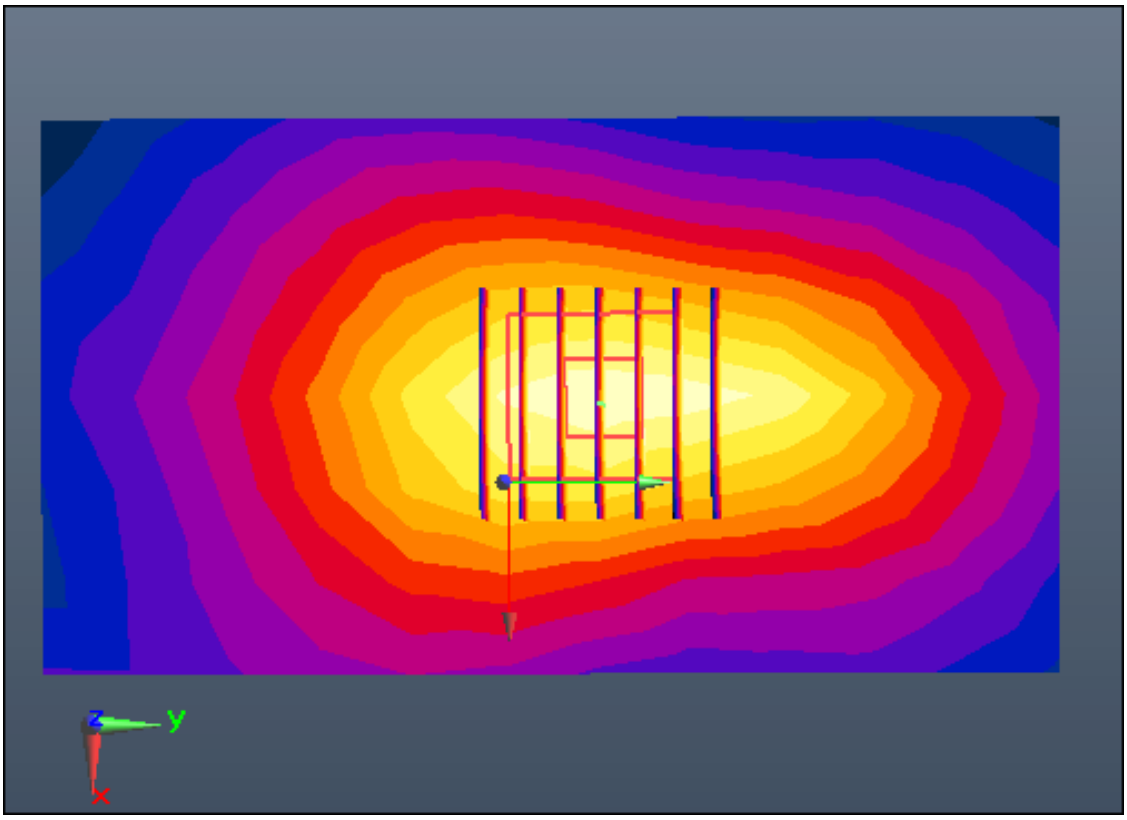

Enlarged Plot for A55

DT&C Co., Ltd.

DUT: LM-F100EMW; Type: Bar

Communication System: UID 0, 2.4 GHz W-LAN (0); Frequency: 2412 MHz;Duty Cycle: 1:1
Medium parameters used: f = 2412 MHz; σ = 1.882 S/m; ε_r = 51.277; ρ = 1000 kg/m^3
Phantom section: Flat Section

DASY5 Configuration:
Probe: EX3DV4 - SN3933; ConvF(7.75, 7.75, 7.75); Calibrated: 9/27/2019 Electronics: DAE3 Sn520
Sensor-Surface: 2mm (Mechanical Surface Detection)
Phantom: SAM with CRP_2016_07_22_middle; Type: QD000P40CD; Serial: TP:1786
Measurement SW: DASY52, Version 52.10 (3); SEMCAD X Version 14.6.13 (7474)

Test Date: 2020-08-28; Ambient Temp: 21.5; Tissue Temp: 21.3

1 cm space from Body, Left, WLAN(802.11b) Ch. 1, Ant Internal, Ant.1

Area Scan (7x19x1): Measurement grid: dx=12mm, dy=12mm
Zoom Scan (7x7x7)/Cube 0: Measurement grid: dx=5mm, dy=5mm, dz=5mm
Power Drift = 0.16 dB
Peak SAR (extrapolated) = 0.404 W/kg
SAR(1 g) = 0.212 W/kg; SAR(10 g) = 0.102 W/kg

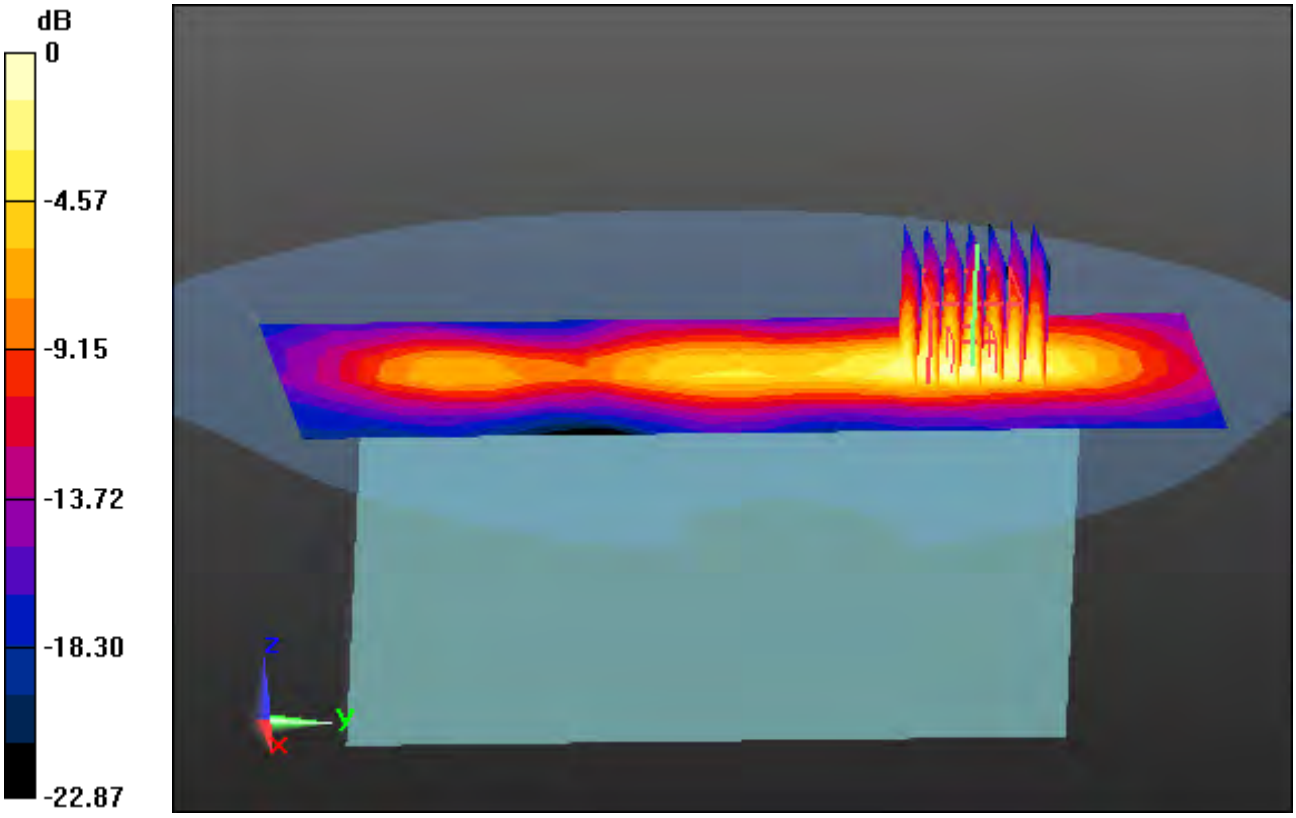

0 dB = 0.314 W/kg

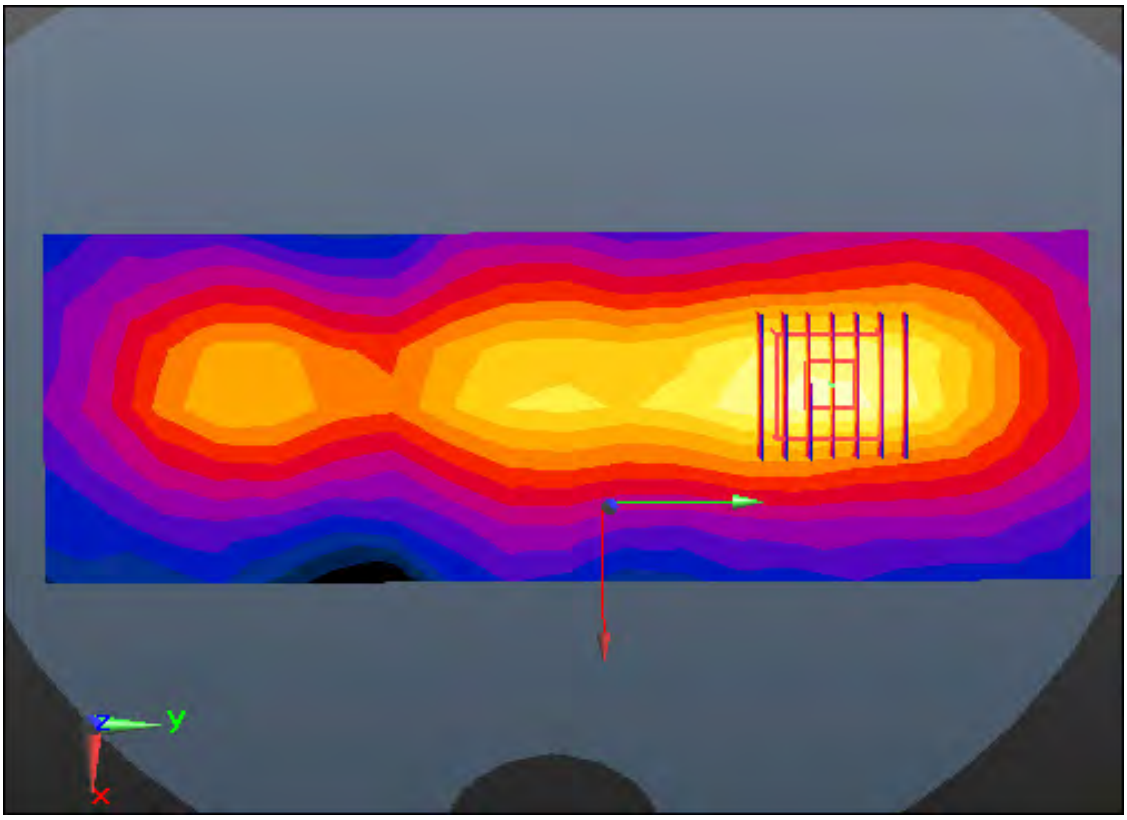

Enlarged Plot for A56

DT&C Co., Ltd.

DUT: LM-F100EMW; Type: Bar

Communication System: UID 0, 2.4 GHz W-LAN (0); Frequency: 2412 MHz;Duty Cycle: 1:1
Medium parameters used: f = 2412 MHz; σ = 1.882 S/m; ε_r = 51.277; ρ = 1000 kg/m^3
Phantom section: Flat Section

DASY5 Configuration:
Probe: EX3DV4 - SN3933; ConvF(7.75, 7.75, 7.75); Calibrated: 9/27/2019 Electronics: DAE3 Sn520
Sensor-Surface: 2mm (Mechanical Surface Detection)
Phantom: SAM with CRP_2016_07_22_middle; Type: QD000P40CD; Serial: TP:1786
Measurement SW: DASY52, Version 52.10 (3); SEMCAD X Version 14.6.13 (7474)

Test Date: 2020-08-28; Ambient Temp: 21.5; Tissue Temp: 21.3

1 cm space from Body, Top, WLAN(802.11b) Ch. 1, Ant Internal, Ant.2

Area Scan (7x12x1): Measurement grid: dx=12mm, dy=12mm
Zoom Scan (7x7x7)/Cube 0: Measurement grid: dx=5mm, dy=5mm, dz=5mm
Power Drift = -0.05 dB
Peak SAR (extrapolated) = 0.131 W/kg
SAR(1 g) = 0.074 W/kg; SAR(10 g) = 0.039 W/kg

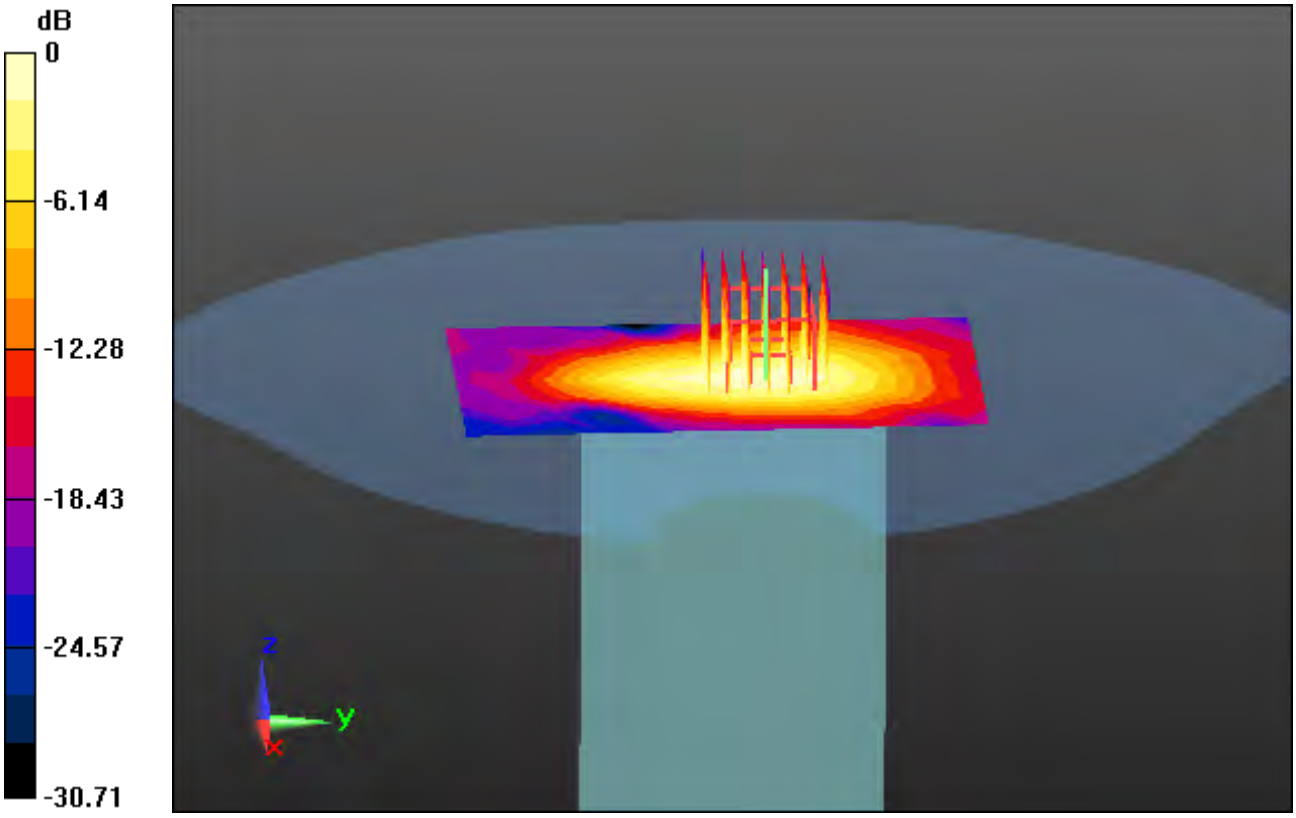

0 dB = 0.103 W/kg

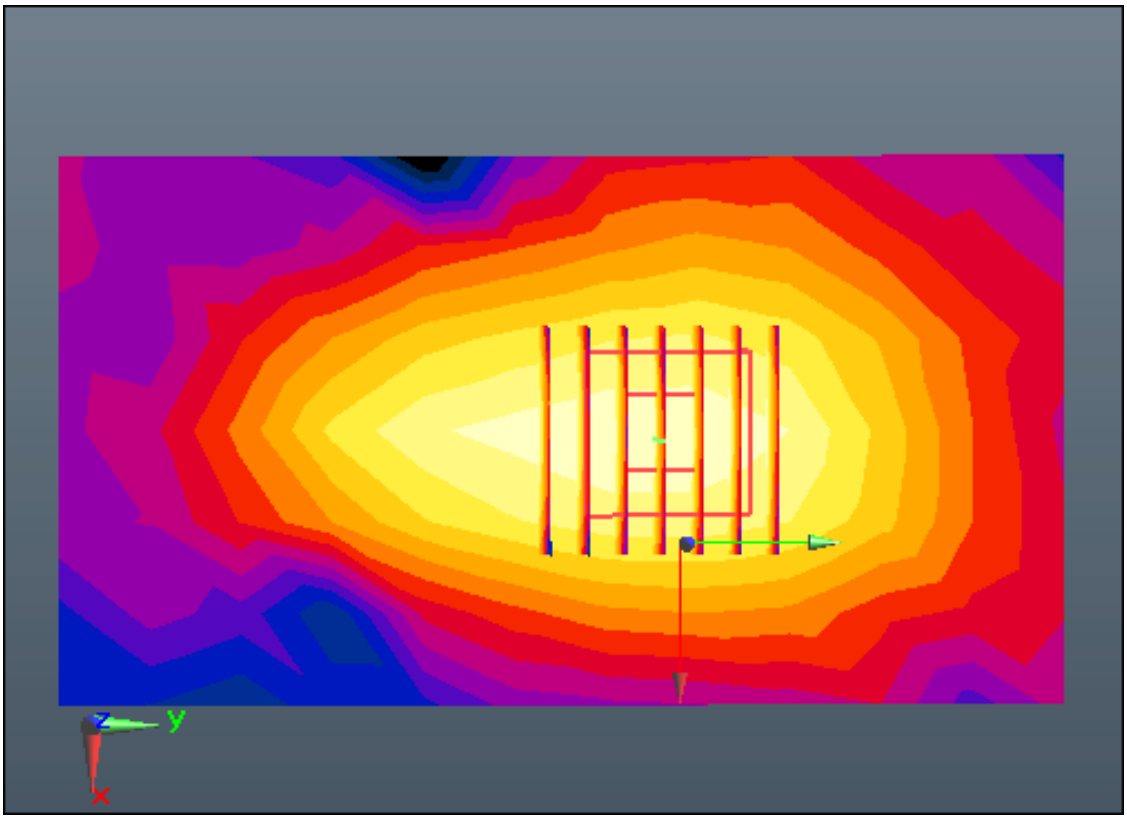

Enlarged Plot for A57

DT&C Co., Ltd.

DUT: LM-F100EMW; Type: Bar

Communication System: UID 0, 2.4 GHz W-LAN (0); Frequency: 2412 MHz;Duty Cycle: 1:1
Medium parameters used: f = 2412 MHz; σ = 1.882 S/m; ε_r = 51.277; ρ = 1000 kg/m^3
Phantom section: Flat Section

DASY5 Configuration:
Probe: EX3DV4 - SN3933; ConvF(7.75, 7.75, 7.75); Calibrated: 9/27/2019 Electronics: DAE3 Sn520
Sensor-Surface: 2mm (Mechanical Surface Detection)
Phantom: SAM with CRP_2016_07_22_middle; Type: QD000P40CD; Serial: TP:1786
Measurement SW: DASY52, Version 52.10 (3); SEMCAD X Version 14.6.13 (7474)

Test Date: 2020-08-28; Ambient Temp: 21.5; Tissue Temp: 21.3

1 cm space from Body, Left, WLAN(802.11g) Ch. 1, Ant Internal, MIMO

Area Scan (7x19x1): Measurement grid: dx=12mm, dy=12mm
Zoom Scan (7x7x7)/Cube 0: Measurement grid: dx=5mm, dy=5mm, dz=5mm
Power Drift = 0.16 dB
Peak SAR (extrapolated) = 0.294 W/kg
SAR(1 g) = 0.157 W/kg; SAR(10 g) = 0.078 W/kg

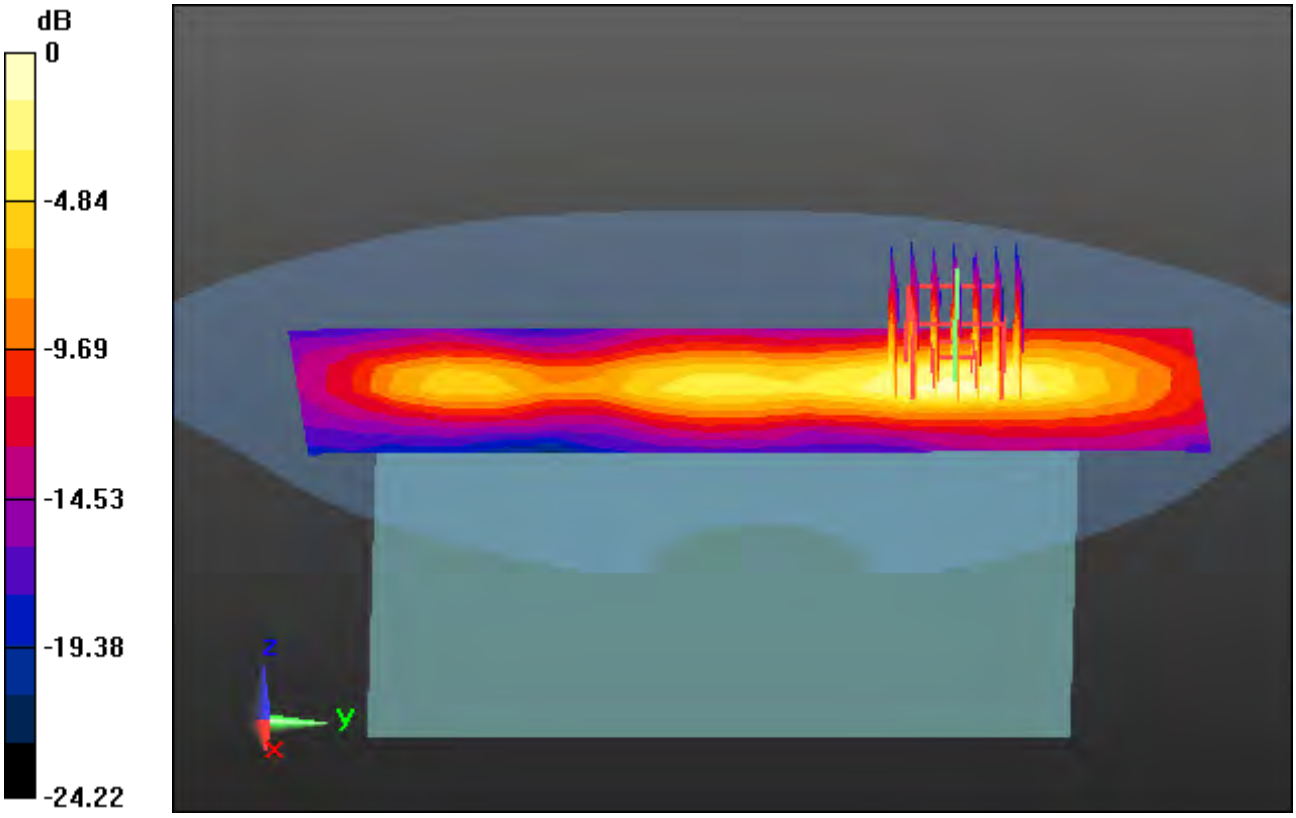

0 dB = 0.229 W/kg

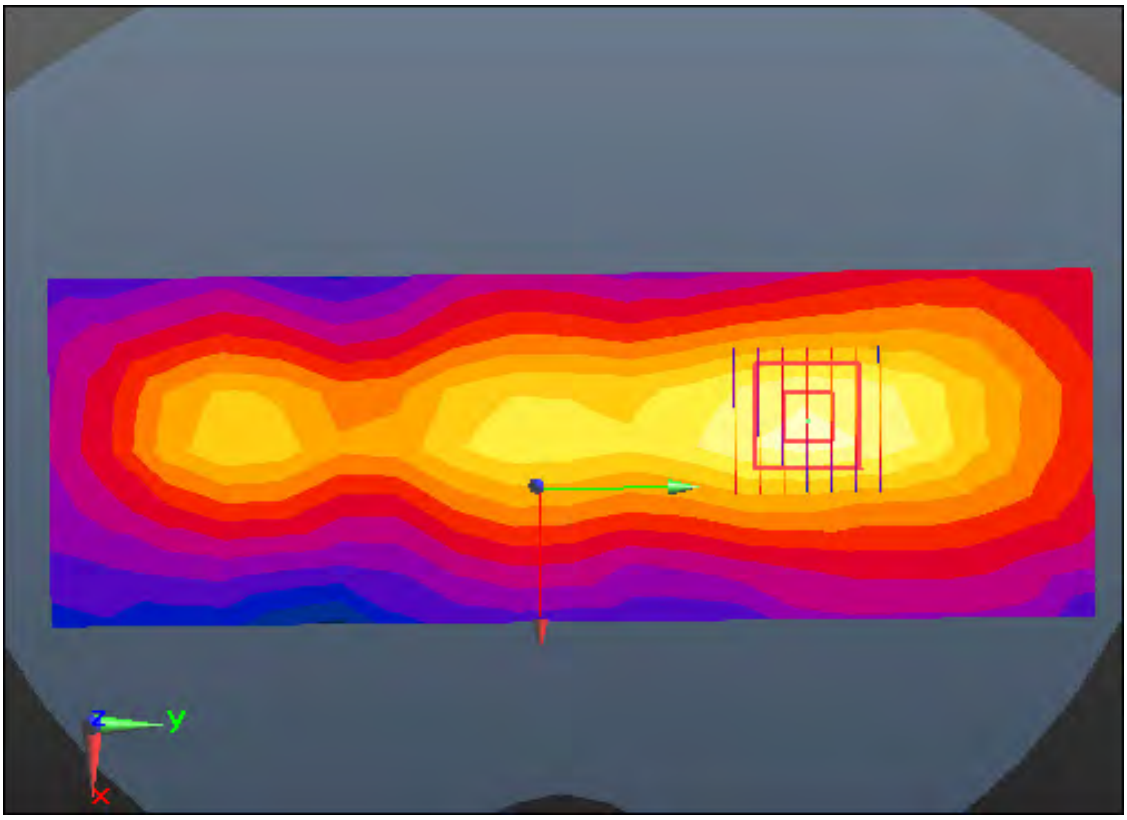

Enlarged Plot for A58

DT&C Co., Ltd.

DUT: LM-F100EMW; Type: Bar

Communication System: UID 0, W-LAN_5 GHz(FCC) (0); Frequency: 5220 MHz;Duty Cycle: 1:1
Medium parameters used: f = 5220 MHz; σ = 5.439 S/m; ε_r = 47.255; ρ = 1000 kg/m^3
Phantom section: Flat Section

DASY5 Configuration:
Probe: EX3DV4 - SN3866; ConvF(4.7, 4.7, 4.7); Calibrated: 5/27/2020 Electronics: DAE4 Sn1392
Sensor-Surface: 1.4mm (Mechanical Surface Detection)
Phantom: SAM-twin middle_2013_09_24; Type: QD000P40CD; Serial: 1782
Measurement SW: DASY52, Version 52.10 (3); SEMCAD X Version 14.6.13 (7474)

Test Date: 2020-08-20; Ambient Temp: 21.8; Tissue Temp: 21.5

1 cm space from Body, Rear, WLAN(802.11a) Ch. 44, Ant Internal, Ant.1

Area Scan (15x23x1): Measurement grid: dx=10mm, dy=10mm
Zoom Scan (8x8x7)/Cube 0: Measurement grid: dx=4mm, dy=4mm, dz=1.4mm, Graded Ratio: 1.4
Power Drift = -0.08 dB
Peak SAR (extrapolated) = 1.10 W/kg
SAR(1 g) = 0.299 W/kg; SAR(10 g) = 0.090 W/kg

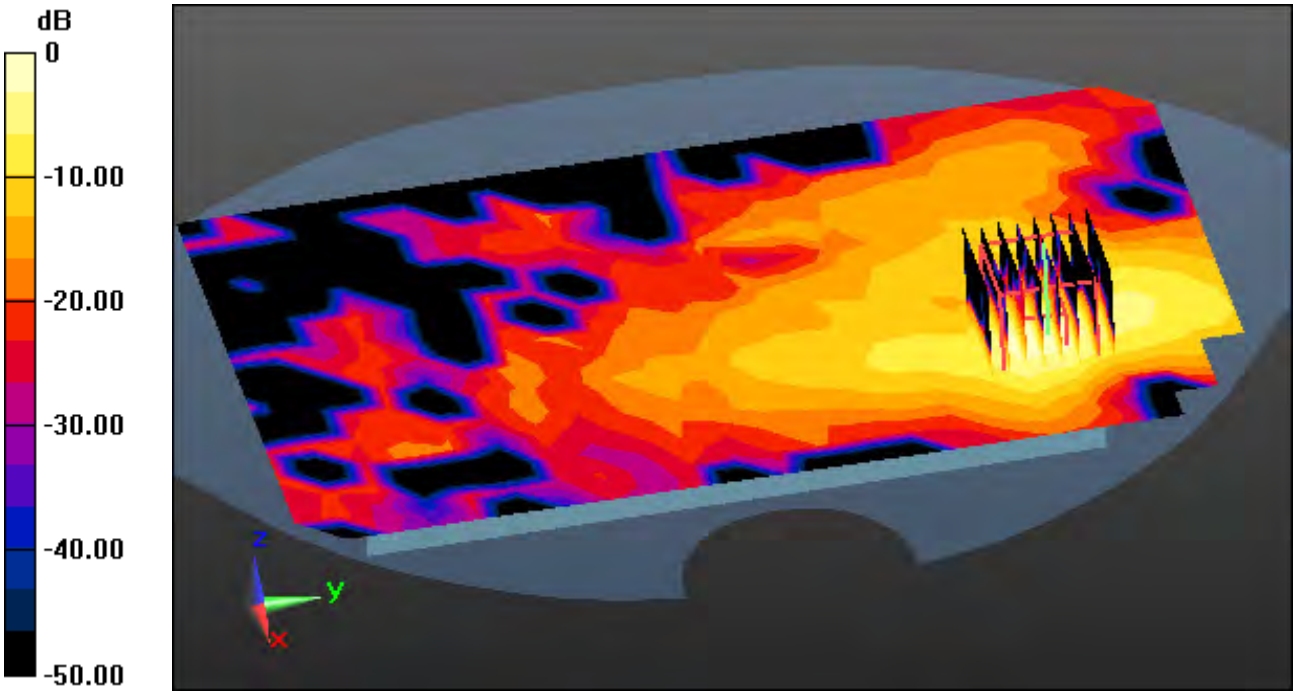

0 dB = 0.687 W/kg

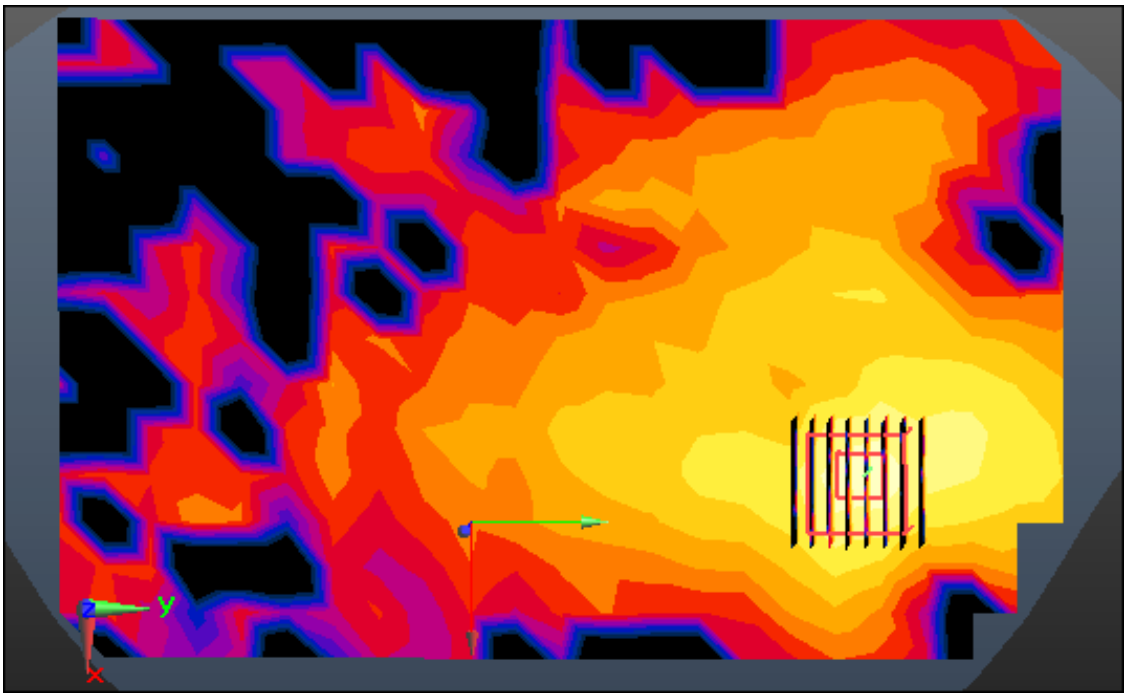

Enlarged Plot for A59

DT&C Co., Ltd.

DUT: LM-F100EMW; Type: Bar

Communication System: UID 0, W-LAN_5 GHz(FCC) (0); Frequency: 5200 MHz;Duty Cycle: 1:1
Medium parameters used: f = 5200 MHz; σ = 5.411 S/m; ε_r = 47.27; ρ = 1000 kg/m^3
Phantom section: Flat Section

DASY5 Configuration:
Probe: EX3DV4 - SN3866; ConvF(4.7, 4.7, 4.7); Calibrated: 5/27/2020 Electronics: DAE4 Sn1392
Sensor-Surface: 1.4mm (Mechanical Surface Detection)
Phantom: SAM-twin middle_2013_09_24; Type: QD000P40CD; Serial: 1782
Measurement SW: DASY52, Version 52.10 (3); SEMCAD X Version 14.6.13 (7474)

Test Date: 2020-08-20; Ambient Temp: 21.8; Tissue Temp: 21.5

1 cm space from Body, Rear, WLAN(802.11a) Ch. 40, Ant Internal, Ant.2

Area Scan (15x23x1): Measurement grid: dx=10mm, dy=10mm
Zoom Scan (8x8x7)/Cube 0: Measurement grid: dx=4mm, dy=4mm, dz=1.4mm, Graded Ratio: 1.4
Power Drift = -0.02 dB
Peak SAR (extrapolated) = 0.345 W/kg
SAR(1 g) = 0.092 W/kg; SAR(10 g) = 0.031 W/kg

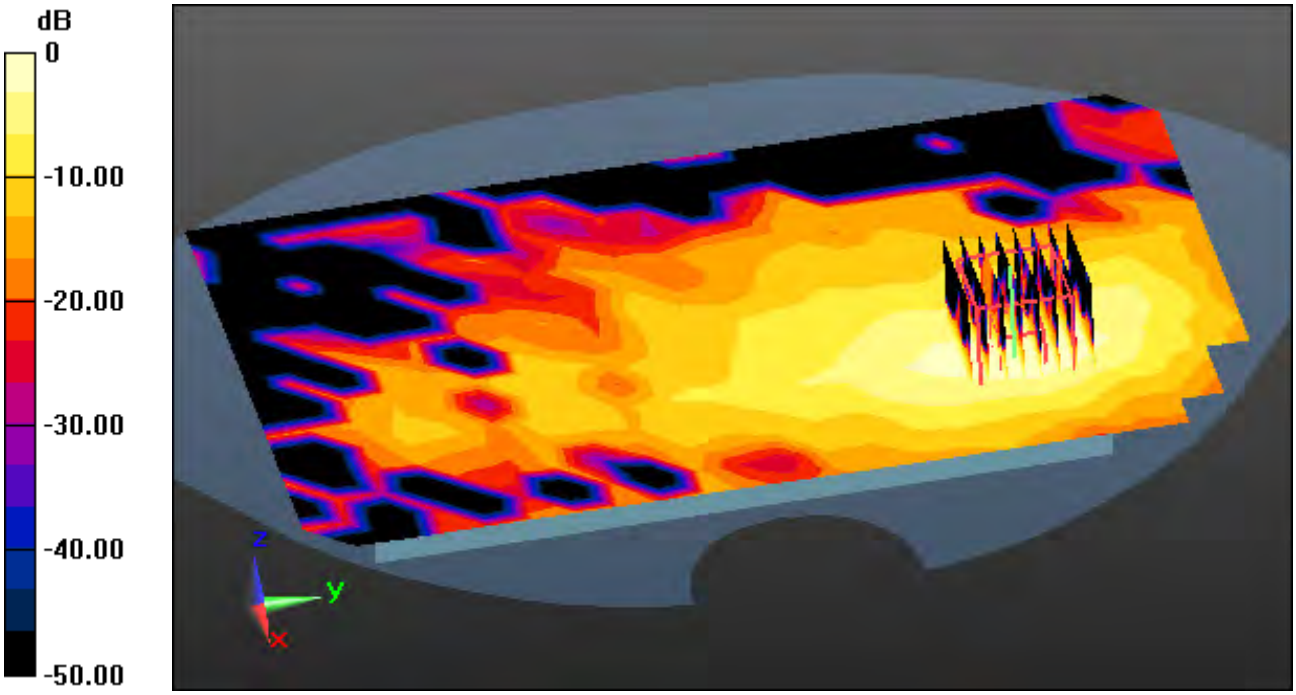

0 dB = 0.216 W/kg

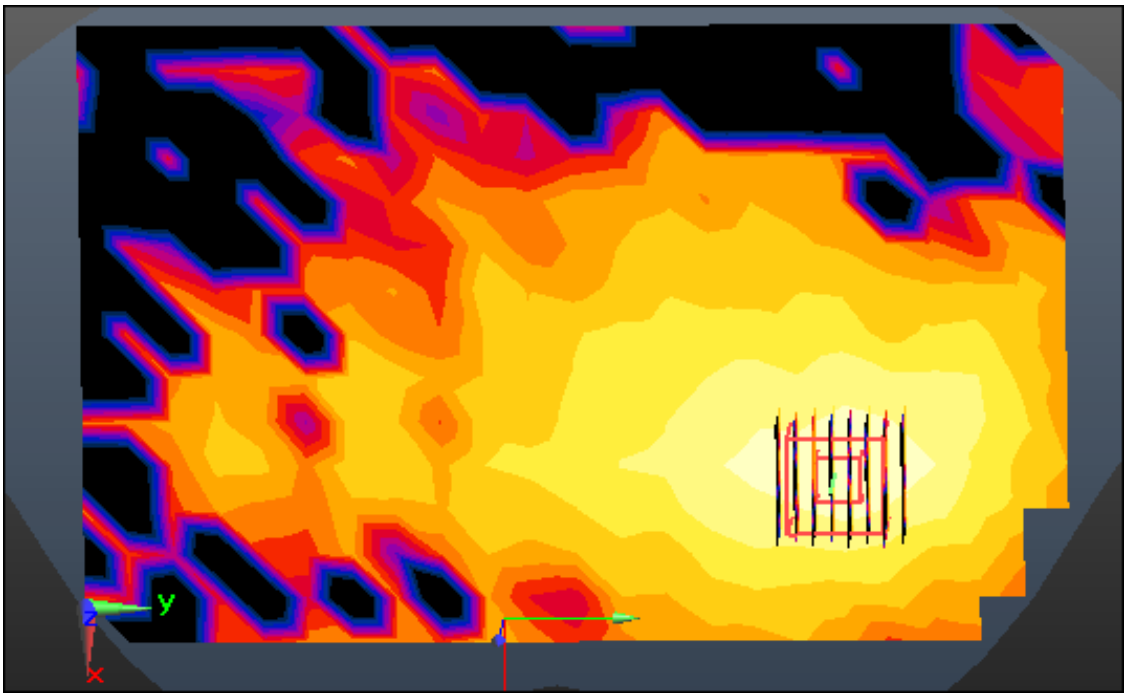

Enlarged Plot for A60

DT&C Co., Ltd.

DUT: LM-F100EMW; Type: Bar

Communication System: UID 0, W-LAN_5 GHz(FCC) (0); Frequency: 5220 MHz;Duty Cycle: 1:1
Medium parameters used: f = 5220 MHz; σ = 5.439 S/m; ε_r = 47.255; ρ = 1000 kg/m^3
Phantom section: Flat Section

DASY5 Configuration:
Probe: EX3DV4 - SN3866; ConvF(4.7, 4.7, 4.7); Calibrated: 5/27/2020 Electronics: DAE4 Sn1392
Sensor-Surface: 1.4mm (Mechanical Surface Detection)
Phantom: SAM-twin middle_2013_09_24; Type: QD000P40CD; Serial: 1782
Measurement SW: DASY52, Version 52.10 (3); SEMCAD X Version 14.6.13 (7474)

Test Date: 2020-08-20; Ambient Temp: 21.8; Tissue Temp: 21.5

1 cm space from Body, Rear, WLAN(802.11a) Ch. 44, Ant Internal, MIMO

Area Scan (15x23x1): Measurement grid: dx=10mm, dy=10mm
Zoom Scan (8x8x7)/Cube 0: Measurement grid: dx=4mm, dy=4mm, dz=1.4mm, Graded Ratio: 1.4
Power Drift = -0.13 dB
Peak SAR (extrapolated) = 1.13 W/kg
SAR(1 g) = 0.316 W/kg; SAR(10 g) = 0.105 W/kg

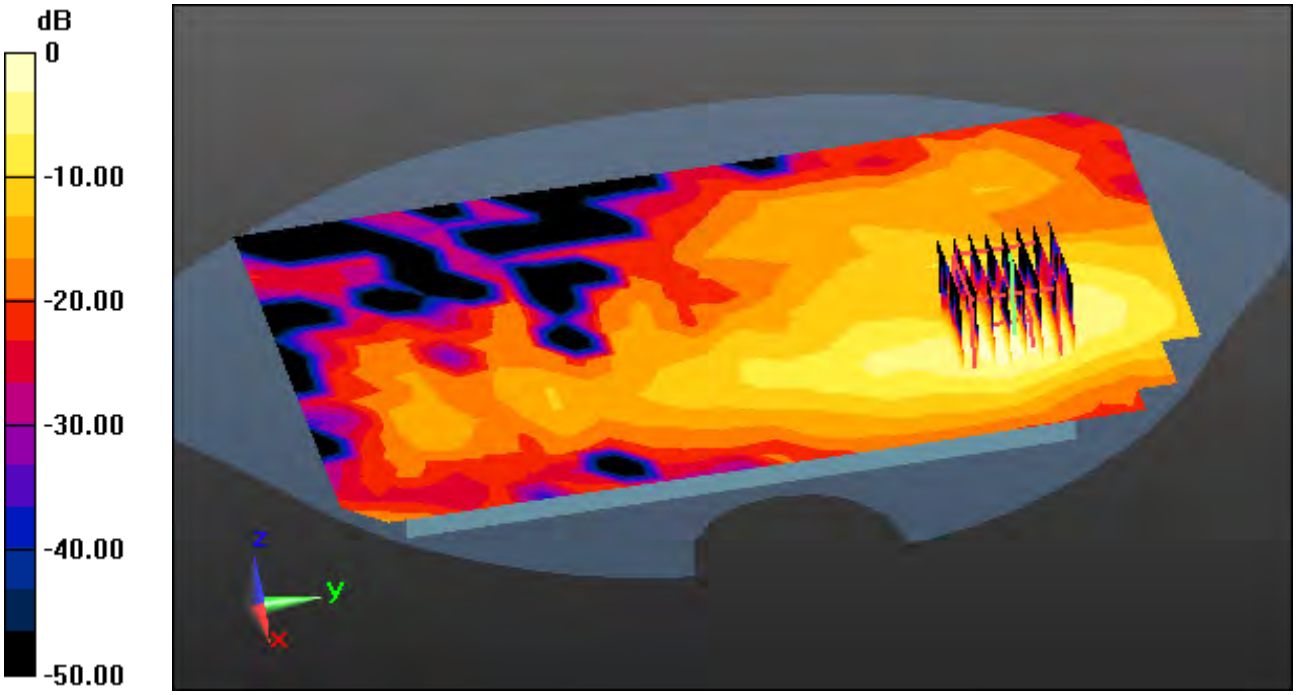

0 dB = 0.721 W/kg

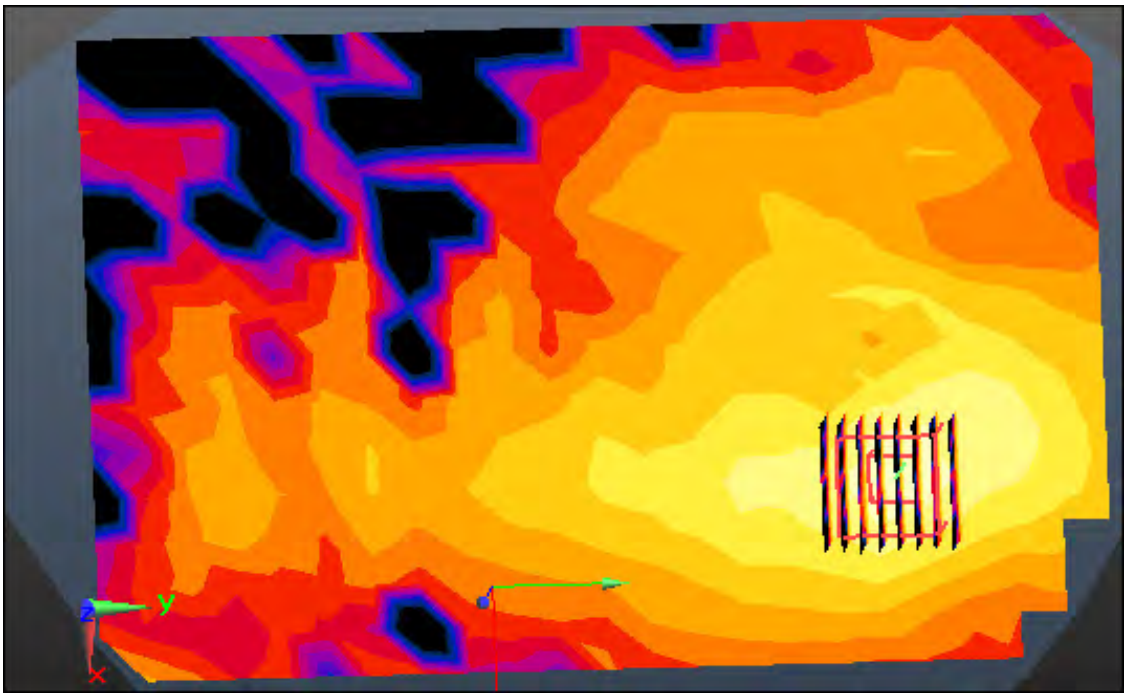

Enlarged Plot for A61

DT&C Co., Ltd.

DUT: LM-F100EMW; Type: Bar

Communication System: UID 0, Bluetooth (0); Frequency: 2441 MHz;Duty Cycle: 1:1.302
Medium parameters used: f = 2441 MHz; σ = 1.919 S/m; ε_r = 51.213; ρ = 1000 kg/m^3
Phantom section: Flat Section

DASY5 Configuration:
Probe: EX3DV4 - SN3933; ConvF(7.75, 7.75, 7.75); Calibrated: 9/27/2019 Electronics: DAE3 Sn520
Sensor-Surface: 2mm (Mechanical Surface Detection)
Phantom: SAM with CRP_2016_07_22_middle; Type: QD000P40CD; Serial: TP:1786
Measurement SW: DASY52, Version 52.10 (3); SEMCAD X Version 14.6.13 (7474)

Test Date: 2020-08-28; Ambient Temp: 21.5; Tissue Temp: 21.3

1 cm space from Body, Left, Bluetooth 1 Mbps Ch. 39, Ant Internal

Area Scan (7x19x1): Measurement grid: dx=12mm, dy=12mm
Zoom Scan (7x7x7)/Cube 0: Measurement grid: dx=5mm, dy=5mm, dz=5mm
Power Drift = -0.03 dB
Peak SAR (extrapolated) = 0.0740 W/kg
SAR(1 g) = 0.038 W/kg; SAR(10 g) = 0.018 W/kg

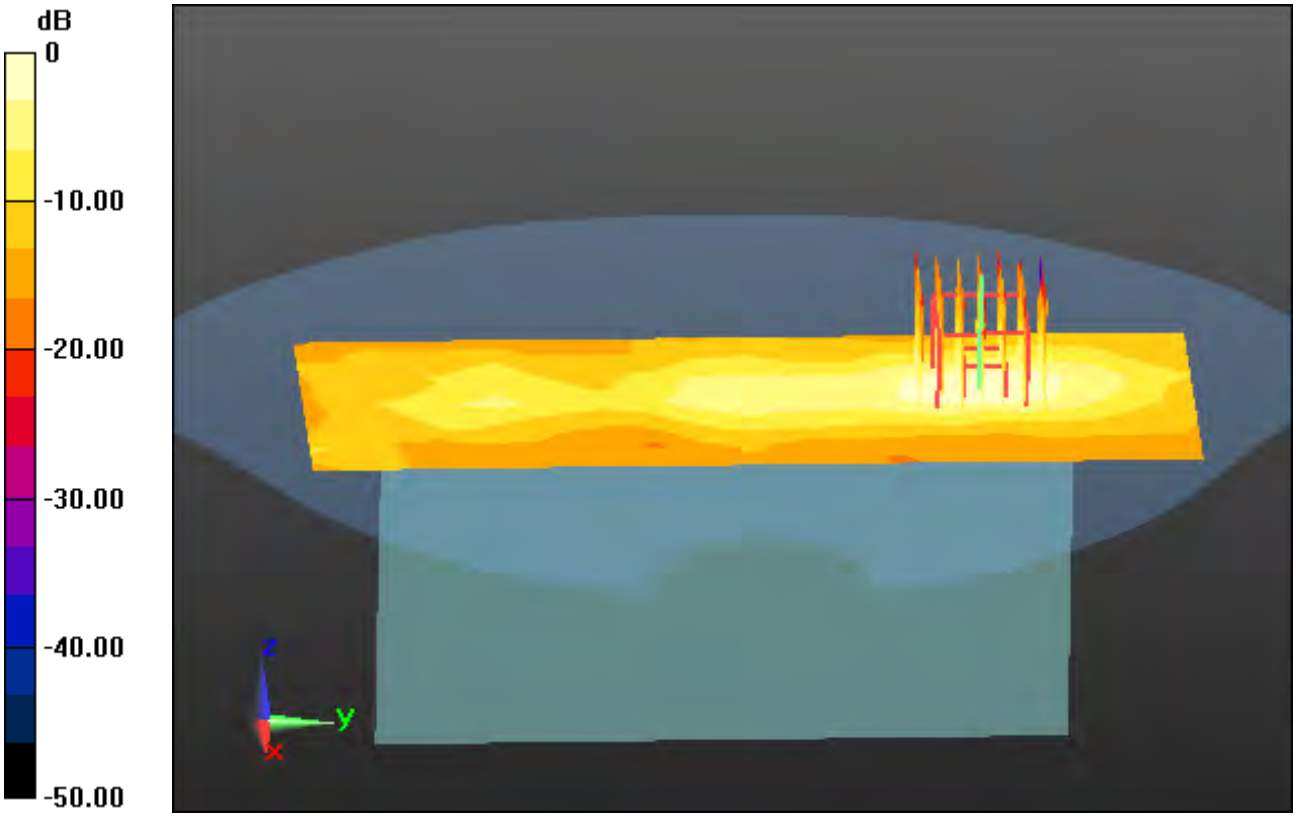

0 dB = 0.0567 W/kg

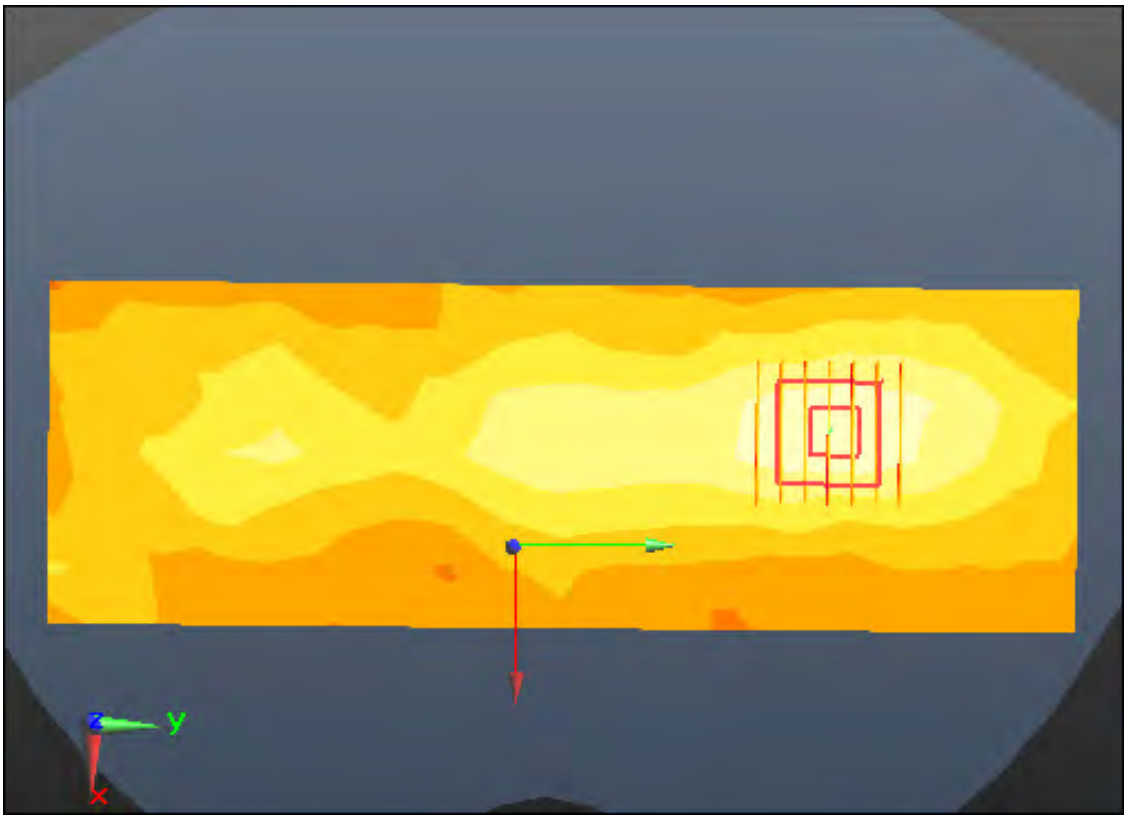

Enlarged Plot for A62

DT&C Co., Ltd.

DUT: LM-F100EMW; Type: Bar

Communication System: UID 0, W-LAN_5 GHz(FCC) (0); Frequency: 5260 MHz;Duty Cycle: 1:1
Medium parameters used: f = 5260 MHz; σ = 5.486 S/m; ε_r = 48.424; ρ = 1000 kg/m^3
Phantom section: Flat Section

DASY5 Configuration:
Probe: EX3DV4 - SN3866; ConvF(4.51, 4.51, 4.51); Calibrated: 5/27/2020 Electronics: DAE4 Sn1392
Sensor-Surface: 1.4mm (Mechanical Surface Detection)
Phantom: SAM-twin middle_2013_09_24; Type: QD000P40CD; Serial: 1782
Measurement SW: DASY52, Version 52.10 (3); SEMCAD X Version 14.6.13 (7474)

Test Date: 2020-08-21; Ambient Temp: 21.6; Tissue Temp: 21.7

Touch from Body, Rear, WLAN(802.11a) Ch. 52, Ant Internal, Ant.1

Area Scan (15x23x1): Measurement grid: dx=10mm, dy=10mm
Zoom Scan (9x9x7)/Cube 0: Measurement grid: dx=4mm, dy=4mm, dz=1.4mm, Graded Ratio: 1.4
Power Drift = 0.01 dB
Peak SAR (extrapolated) = 8.80 W/kg
SAR(1 g) = 1.75 W/kg; SAR(10 g) = 0.390 W/kg

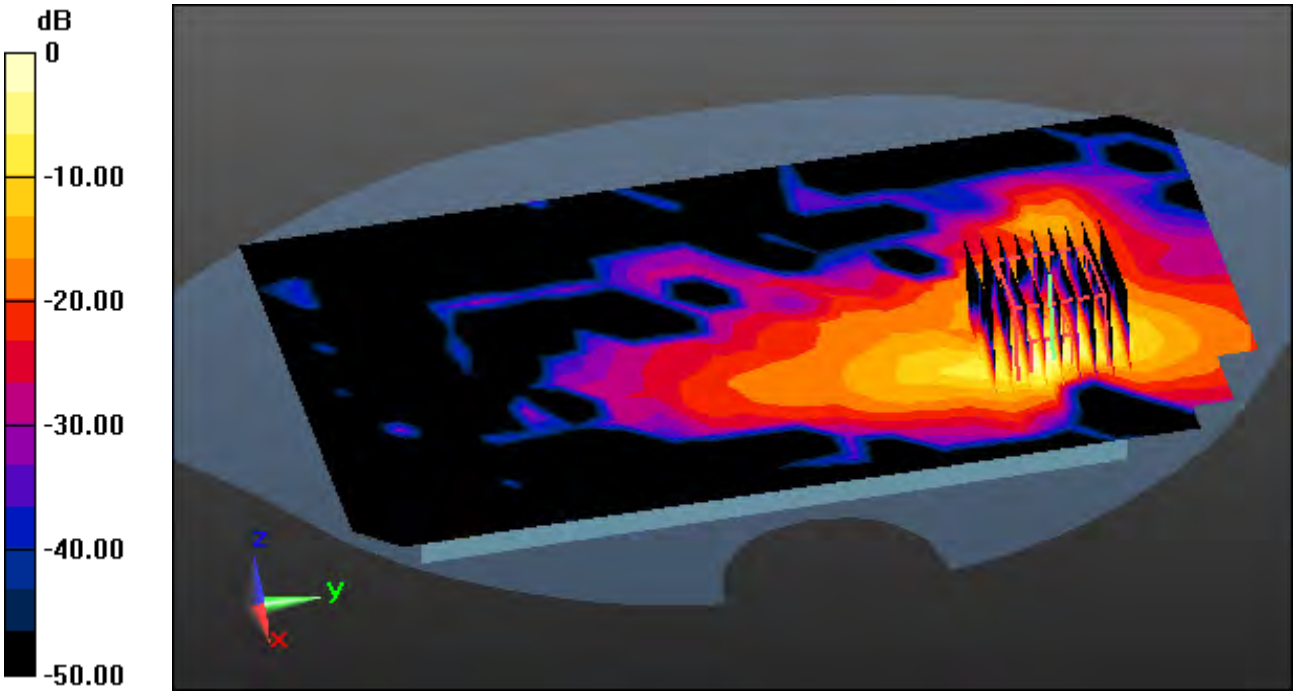

0 dB = 5.01 W/kg

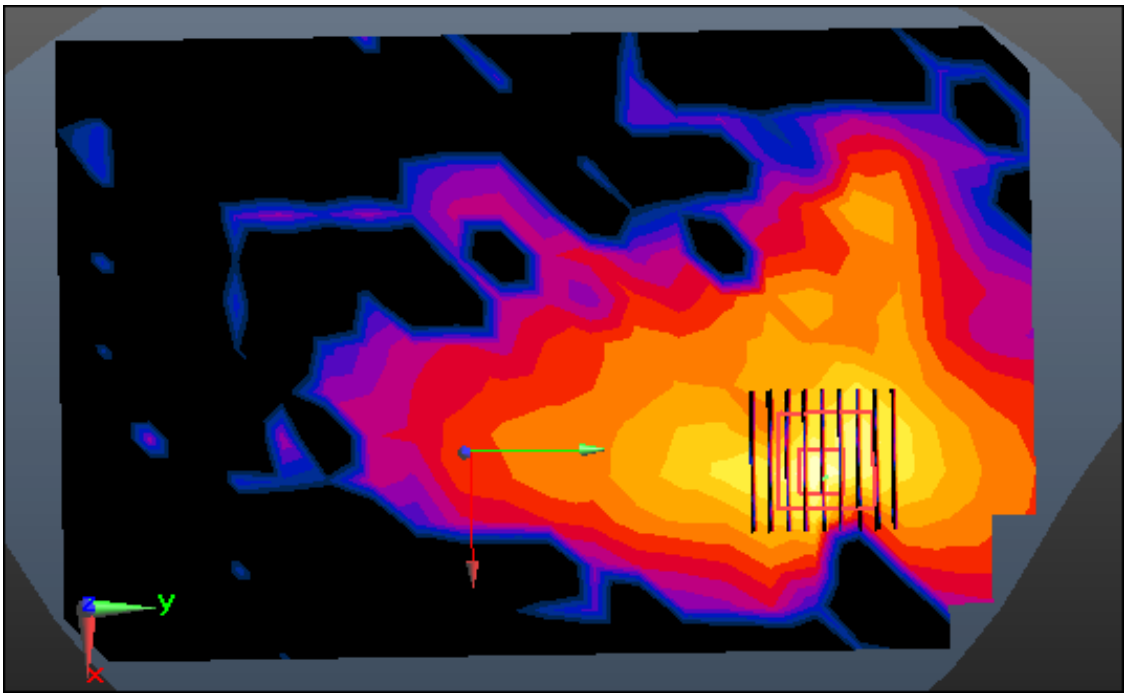

Enlarged Plot for A63

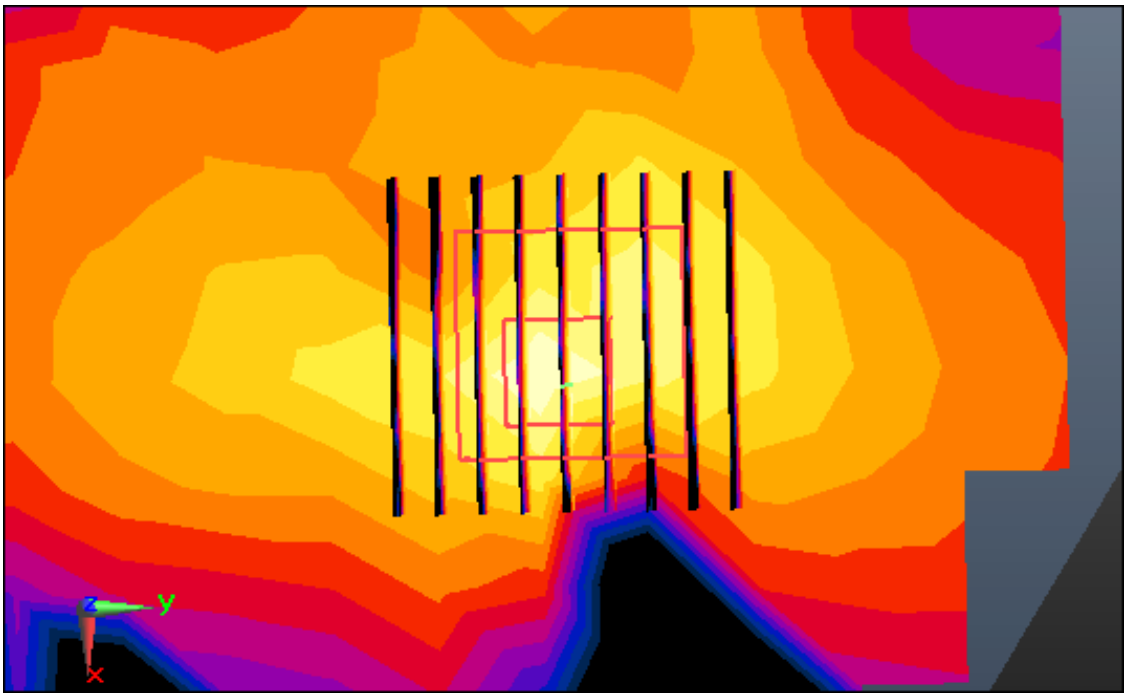

Enlarged Plot for A63

DT&C Co., Ltd.

DUT: LM-F100EMW; Type: Bar

Communication System: UID 0, W-LAN_5 GHz(FCC) (0); Frequency: 5300 MHz;Duty Cycle: 1:1
Medium parameters used: f = 5300 MHz; σ = 5.54 S/m; ε_r = 48.358; ρ = 1000 kg/m^3
Phantom section: Flat Section

DASY5 Configuration:
Probe: EX3DV4 - SN3866; ConvF(4.51, 4.51, 4.51); Calibrated: 5/27/2020 Electronics: DAE4 Sn1392
Sensor-Surface: 1.4mm (Mechanical Surface Detection)
Phantom: SAM-twin middle_2013_09_24; Type: QD000P40CD; Serial: 1782
Measurement SW: DASY52, Version 52.10 (3); SEMCAD X Version 14.6.13 (7474)

Test Date: 2020-08-21; Ambient Temp: 21.6; Tissue Temp: 21.7

Touch from Body, Rear, WLAN(802.11a) Ch. 60, Ant Internal, Ant.2

Swivel Mode

Area Scan (16x23x1): Measurement grid: dx=10mm, dy=10mm
Zoom Scan (9x9x7)/Cube 0: Measurement grid: dx=4mm, dy=4mm, dz=1.4mm, Graded Ratio: 1.4
Power Drift = 0.08 dB
Peak SAR (extrapolated) = 9.11 W/kg
SAR(1 g) = 1.66 W/kg; SAR(10 g) = 0.455 W/kg

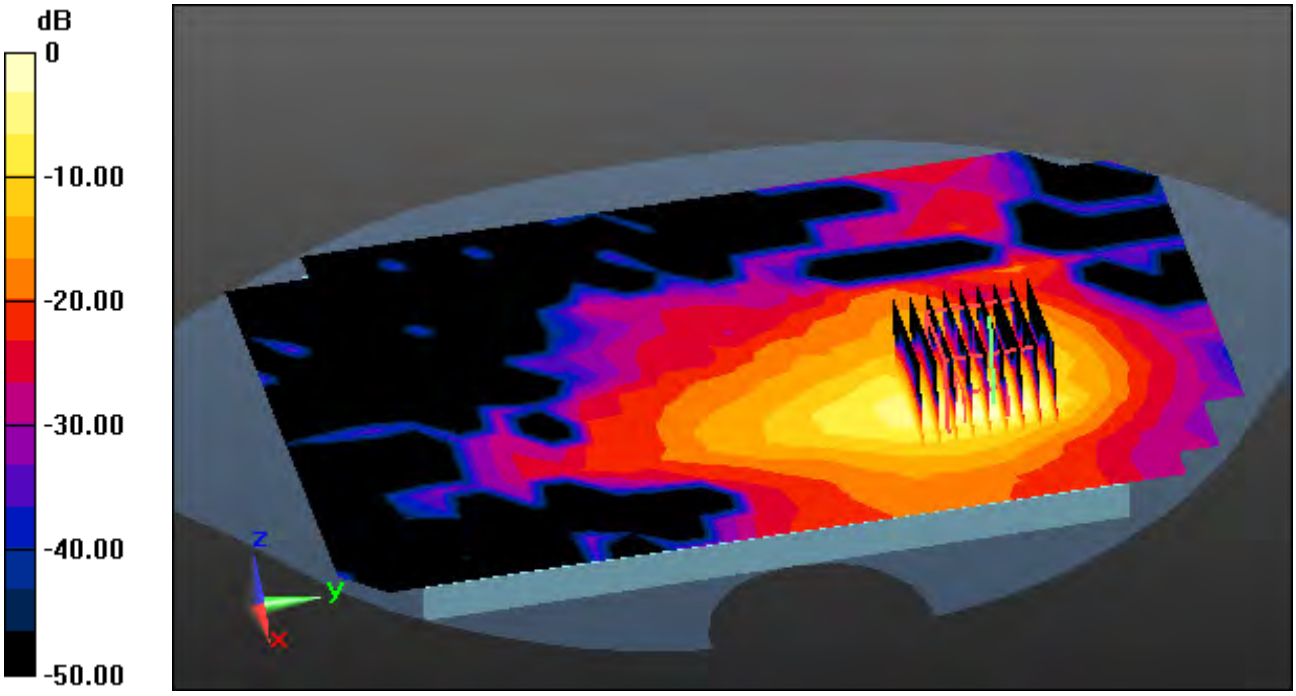

0 dB = 4.52 W/kg

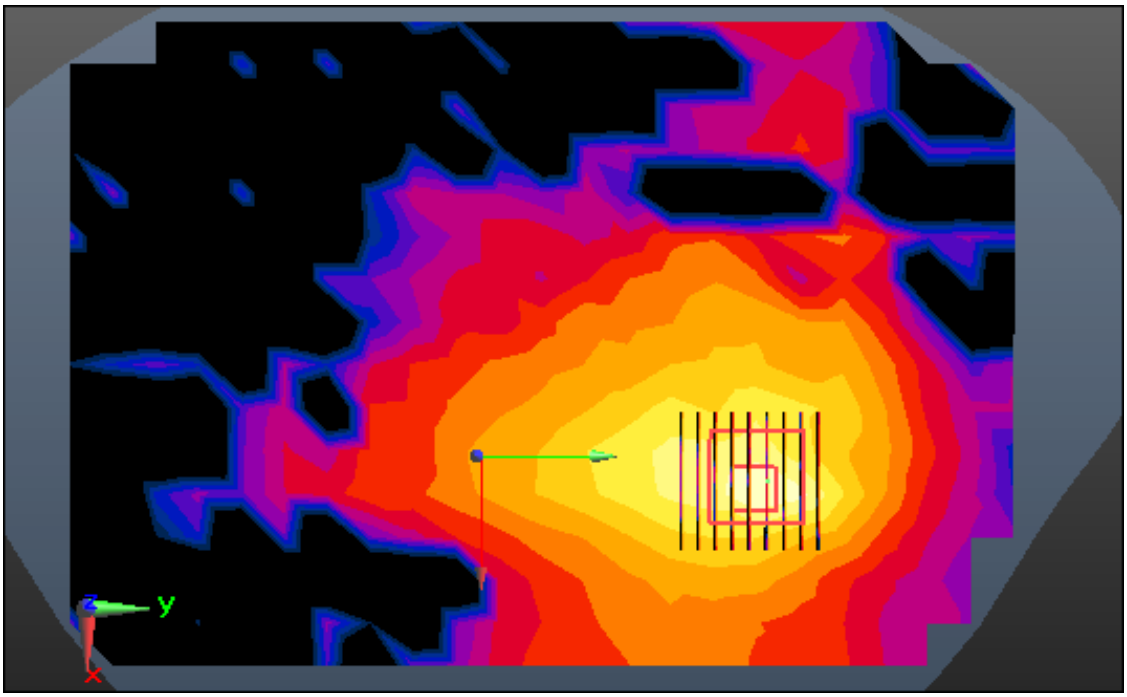

Enlarged Plot for A64

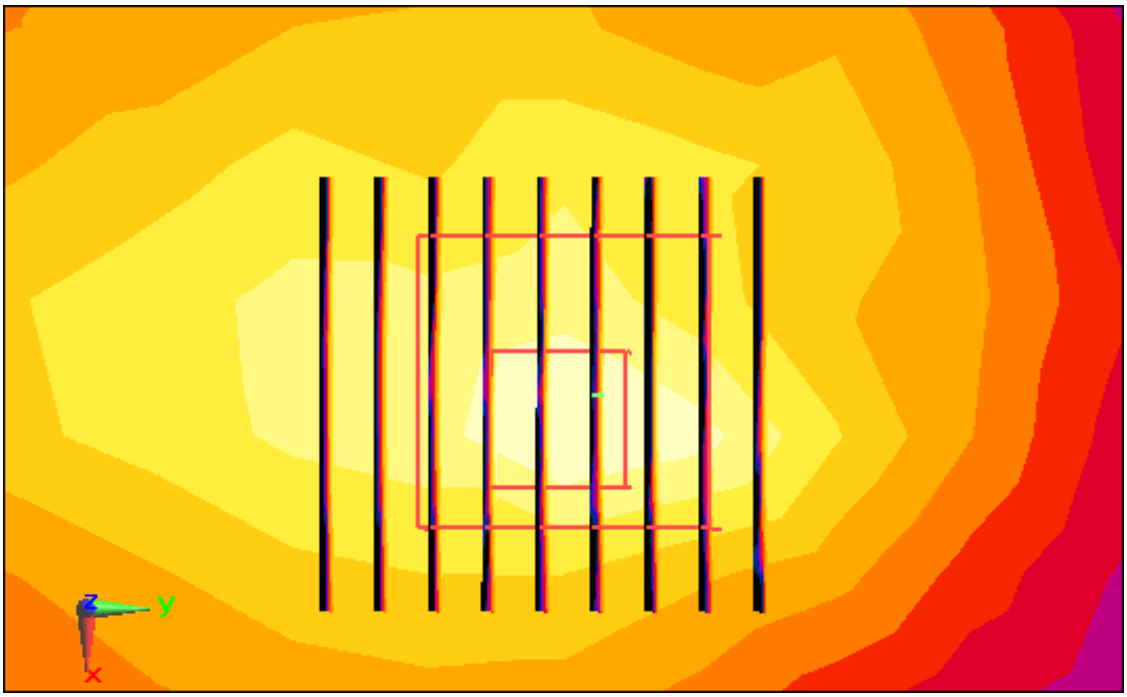

Enlarged Plot for A64

DT&C Co., Ltd.

DUT: LM-F100EMW; Type: Bar

Communication System: UID 0, W-LAN_5 GHz(FCC) (0); Frequency: 5260 MHz;Duty Cycle: 1:1
Medium parameters used: f = 5260 MHz; σ = 5.486 S/m; ε_r = 48.424; ρ = 1000 kg/m^3
Phantom section: Flat Section

DASY5 Configuration:
Probe: EX3DV4 - SN3866; ConvF(4.51, 4.51, 4.51); Calibrated: 5/27/2020 Electronics: DAE4 Sn1392
Sensor-Surface: 1.4mm (Mechanical Surface Detection)
Phantom: SAM-twin middle_2013_09_24; Type: QD000P40CD; Serial: 1782
Measurement SW: DASY52, Version 52.10 (3); SEMCAD X Version 14.6.13 (7474)

Test Date: 2020-08-21; Ambient Temp: 21.6; Tissue Temp: 21.7

Touch from Body, Rear, WLAN(802.11a) Ch. 52, Ant Internal, MIMO

Swivel Mode

Area Scan (16x23x1): Measurement grid: dx=10mm, dy=10mm
Zoom Scan (9x9x7)/Cube 0: Measurement grid: dx=4mm, dy=4mm, dz=1.4mm, Graded Ratio: 1.4
Power Drift = 0.05 dB
Peak SAR (extrapolated) = 12.9 W/kg
SAR(1 g) = 2.48 W/kg; SAR(10 g) = 0.749 W/kg

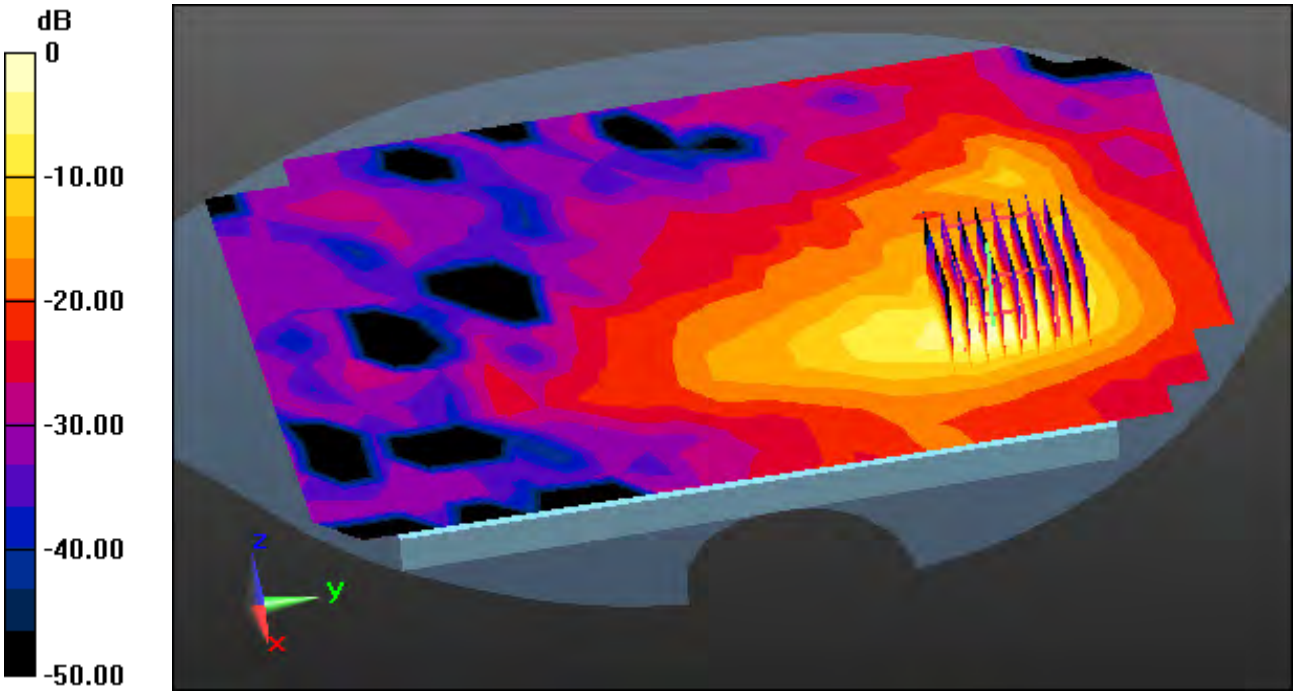

0 dB = 6.69 W/kg

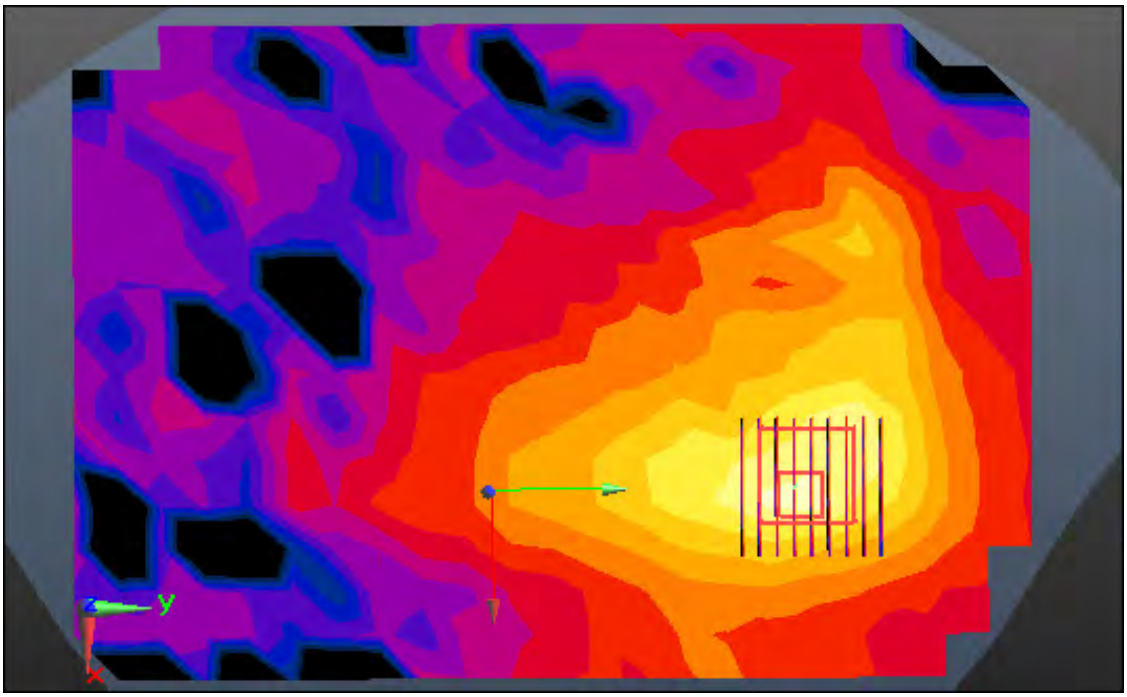

Enlarged Plot for A65

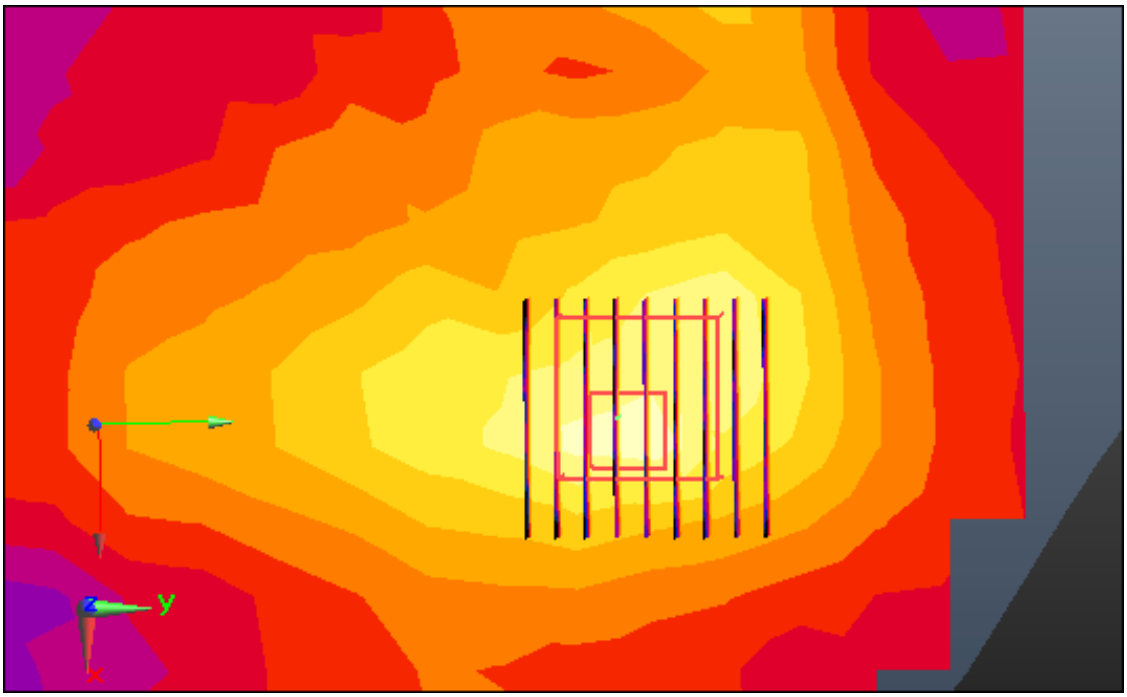

Enlarged Plot for A65

DT&C Co., Ltd.

DUT: LM-F100EMW; Type: Bar

Communication System: UID 0, W-LAN_5 GHz(FCC) (0); Frequency: 5660 MHz;Duty Cycle: 1:1
Medium parameters used: f = 5660 MHz; σ = 6.009 S/m; ε_r = 46.534; ρ = 1000 kg/m^3
Phantom section: Flat Section

DASY5 Configuration:
Probe: EX3DV4 - SN3866; ConvF(3.87, 3.87, 3.87); Calibrated: 5/27/2020 Electronics: DAE4 Sn1392
Sensor-Surface: 1.4mm (Mechanical Surface Detection)
Phantom: SAM-twin middle_2013_09_24; Type: QD000P40CD; Serial: 1782
Measurement SW: DASY52, Version 52.10 (3); SEMCAD X Version 14.6.13 (7474)

Test Date: 2020-08-24; Ambient Temp: 20.9; Tissue Temp: 21.0

Touch from Body, Rear, WLAN(802.11a) Ch. 132, Ant Internal, Ant.1

Swivel Mode

Area Scan (16x23x1): Measurement grid: dx=10mm, dy=10mm
Zoom Scan (9x10x7)/Cube 0: Measurement grid: dx=4mm, dy=4mm, dz=1.4mm, Graded Ratio: 1.4
Power Drift = 0.01 dB
Peak SAR (extrapolated) = 8.37 W/kg
SAR(1 g) = 1.65 W/kg; SAR(10 g) = 0.533 W/kg

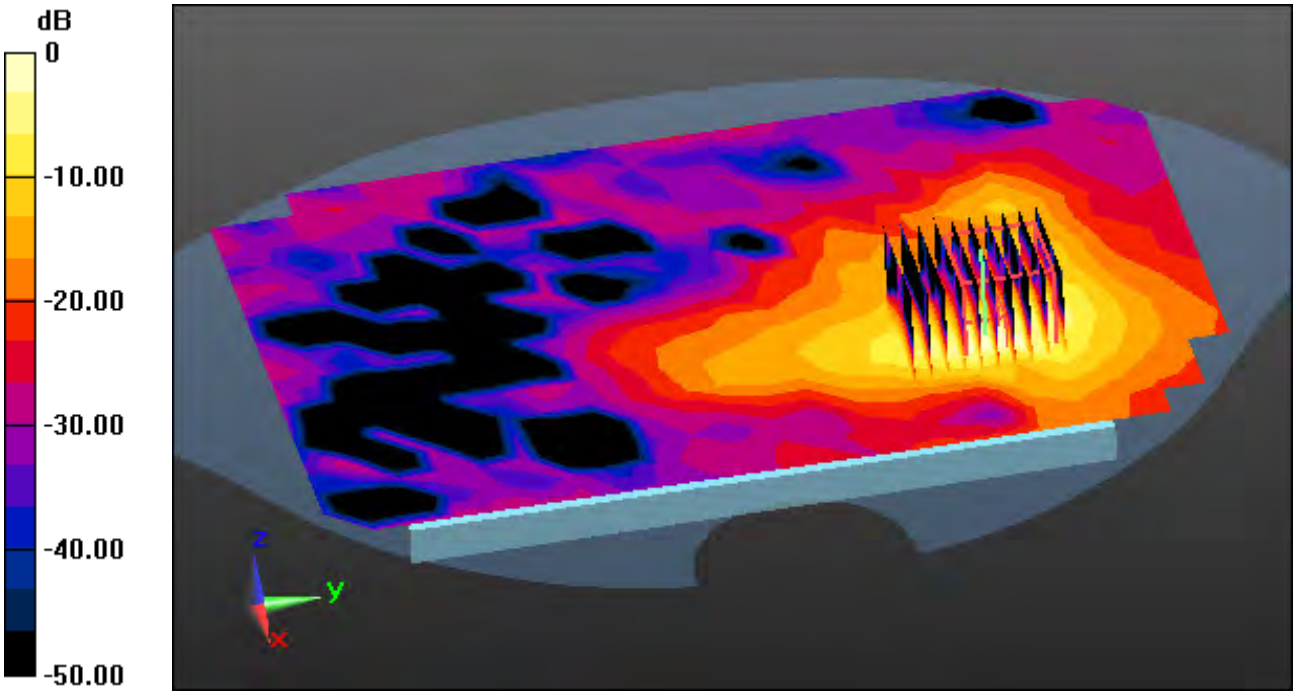

0 dB = 4.52 W/kg

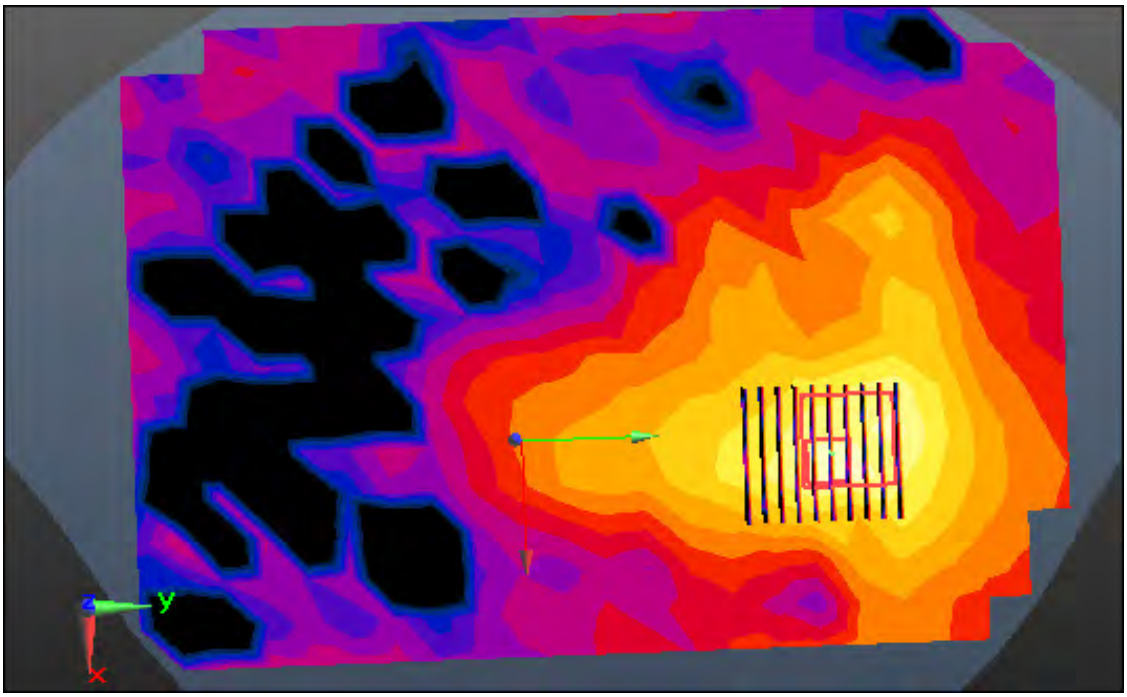

Enlarged Plot for A66

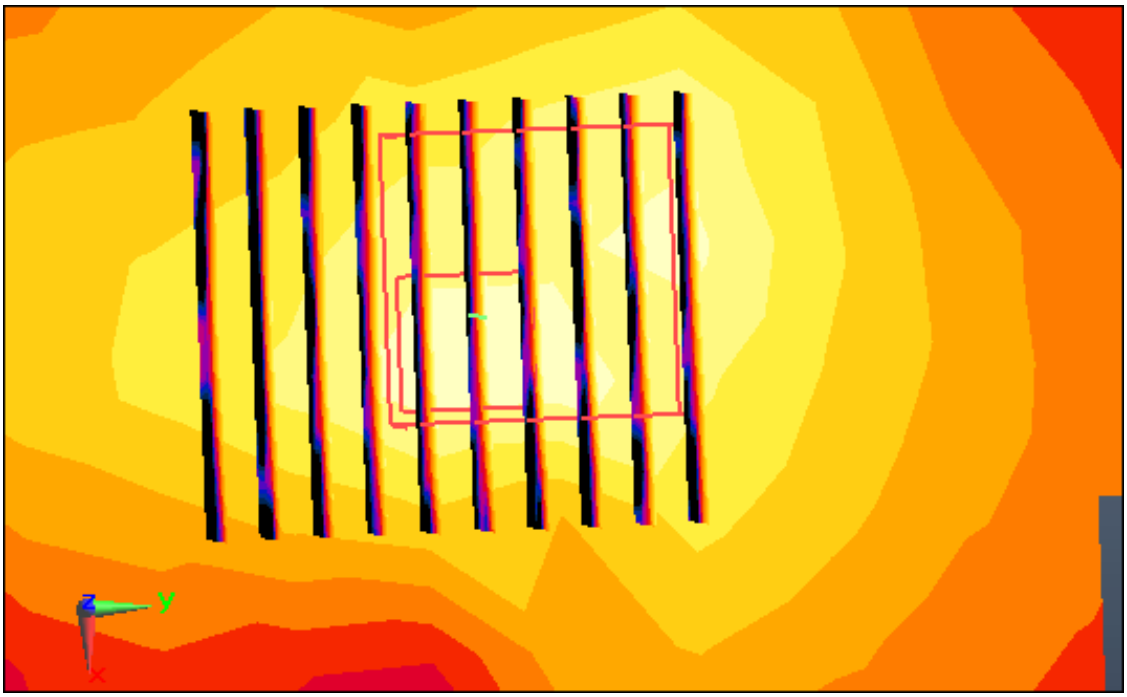

Enlarged Plot for A66

DT&C Co., Ltd.

DUT: LM-F100EMW; Type: Bar

Communication System: UID 0, W-LAN_5 GHz(FCC) (0); Frequency: 5500 MHz;Duty Cycle: 1:1
Medium parameters used: f = 5500 MHz; σ = 5.794 S/m; ε_r = 46.753; ρ = 1000 kg/m^3
Phantom section: Flat Section

DASY5 Configuration:
Probe: EX3DV4 - SN3866; ConvF(4.03, 4.03, 4.03); Calibrated: 5/27/2020 Electronics: DAE4 Sn1392
Sensor-Surface: 1.4mm (Mechanical Surface Detection)
Phantom: SAM-twin middle_2013_09_24; Type: QD000P40CD; Serial: 1782
Measurement SW: DASY52, Version 52.10 (3); SEMCAD X Version 14.6.13 (7474)

Test Date: 2020-08-24; Ambient Temp: 20.9; Tissue Temp: 21.0

Touch from Body, Rear, WLAN(802.11a) Ch. 100, Ant Internal, Ant.2

Swivel Mode

Area Scan (16x23x1): Measurement grid: dx=10mm, dy=10mm
Zoom Scan (9x10x7)/Cube 0: Measurement grid: dx=4mm, dy=4mm, dz=1.4mm, Graded Ratio: 1.4
Power Drift = 0.00 dB
Peak SAR (extrapolated) = 8.96 W/kg
SAR(1 g) = 1.41 W/kg; SAR(10 g) = 0.348 W/kg

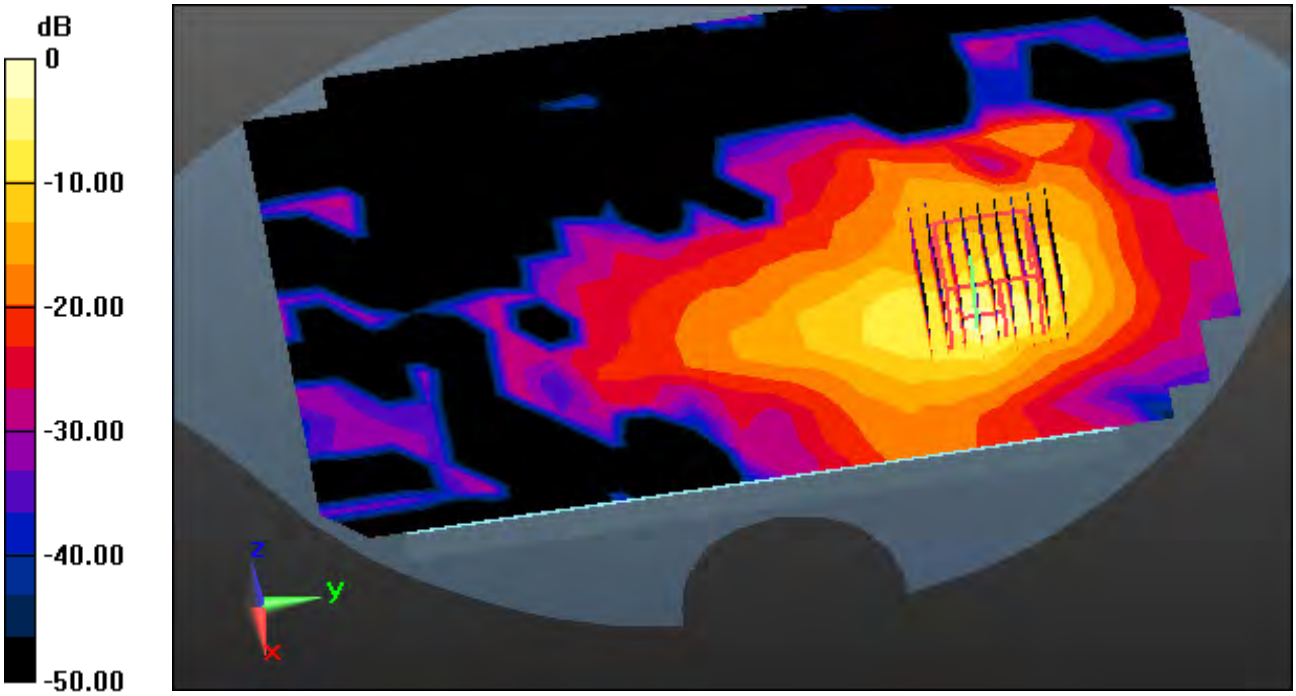

0 dB = 4.39 W/kg

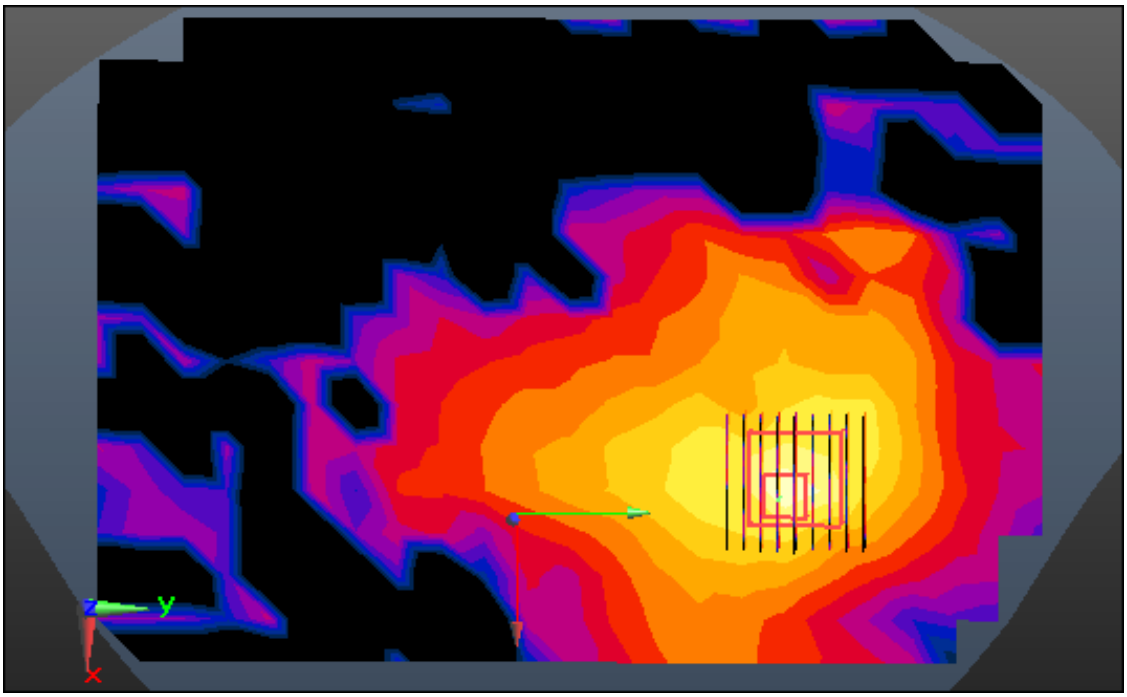

Enlarged Plot for A67

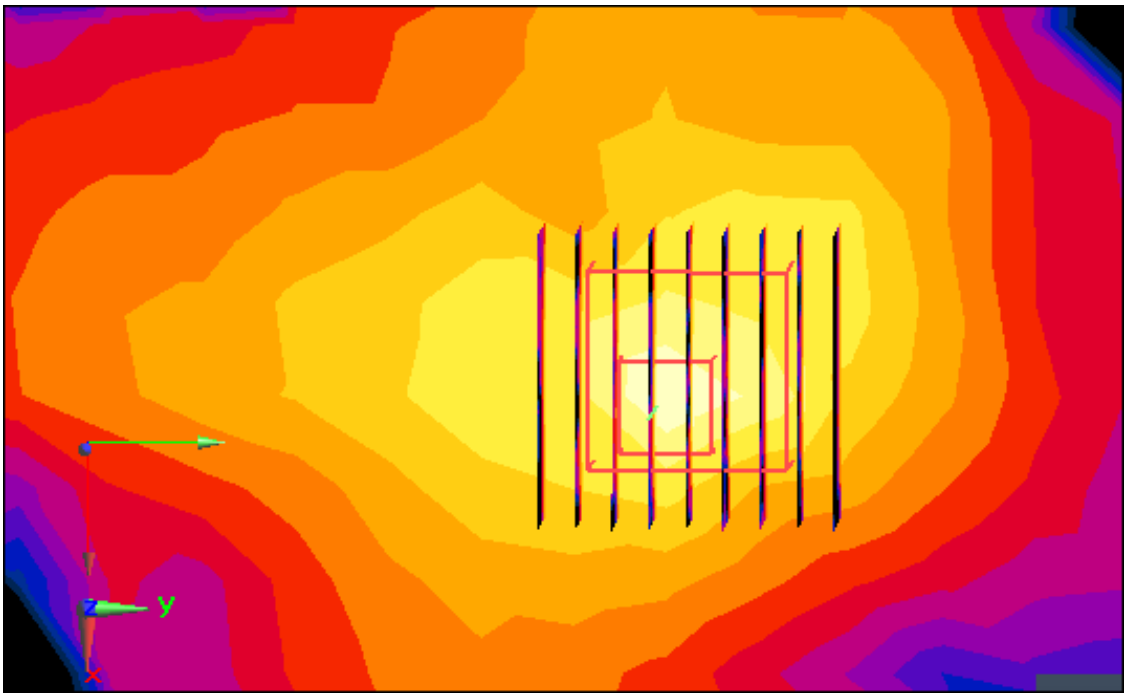

Enlarged Plot for A67

DT&C Co., Ltd.

DUT: LM-F100EMW; Type: Bar

Communication System: UID 0, W-LAN_5 GHz(FCC) (0); Frequency: 5660 MHz;Duty Cycle: 1:1
Medium parameters used: f = 5660 MHz; σ = 6.009 S/m; ε_r = 46.534; ρ = 1000 kg/m^3
Phantom section: Flat Section

DASY5 Configuration:
Probe: EX3DV4 - SN3866; ConvF(3.87, 3.87, 3.87); Calibrated: 5/27/2020 Electronics: DAE4 Sn1392
Sensor-Surface: 1.4mm (Mechanical Surface Detection)
Phantom: SAM-twin middle_2013_09_24; Type: QD000P40CD; Serial: 1782
Measurement SW: DASY52, Version 52.10 (3); SEMCAD X Version 14.6.13 (7474)

Test Date: 2020-08-24; Ambient Temp: 20.9; Tissue Temp: 21.0

Touch from Body, Rear, WLAN(802.11a) Ch. 132, Ant Internal, MIMO

Area Scan (15x23x1): Measurement grid: dx=10mm, dy=10mm
Zoom Scan (9x9x7)/Cube 0: Measurement grid: dx=4mm, dy=4mm, dz=1.4mm, Graded Ratio: 1.4
Power Drift = 0.17 dB
Peak SAR (extrapolated) = 12.2 W/kg
SAR(1 g) = 2.2 W/kg; SAR(10 g) = 0.672 W/kg

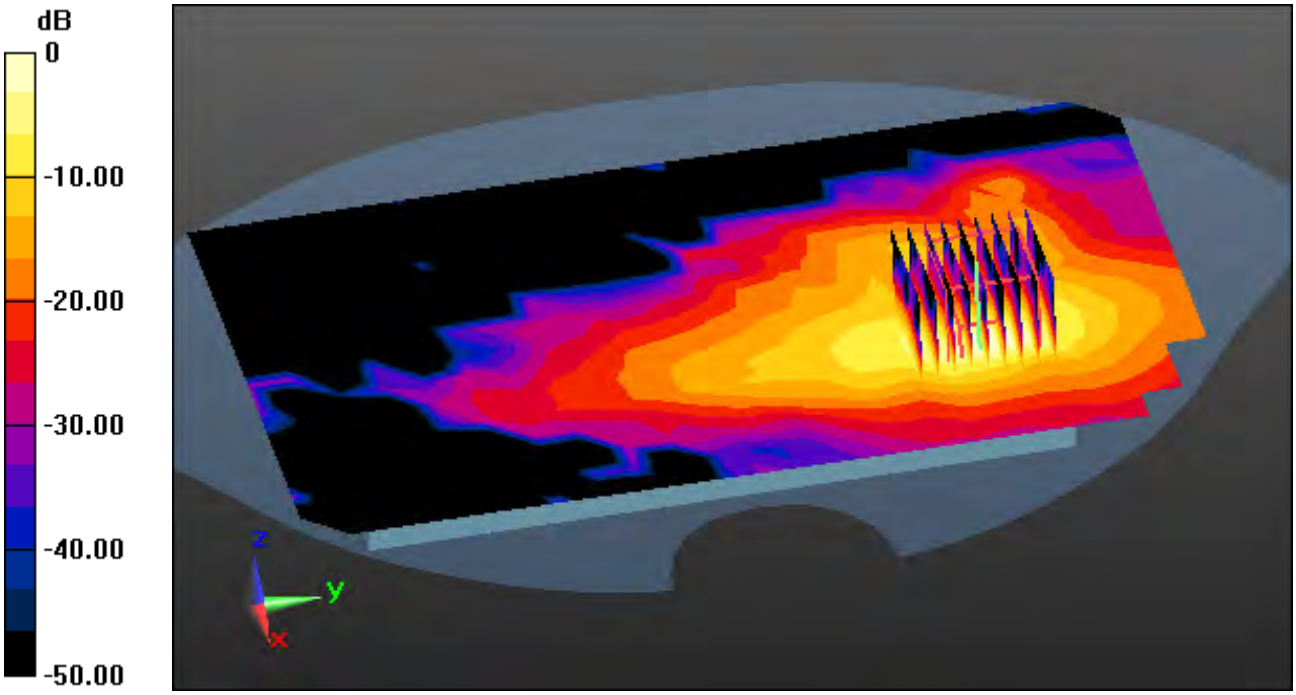

0 dB = 6.33 W/kg

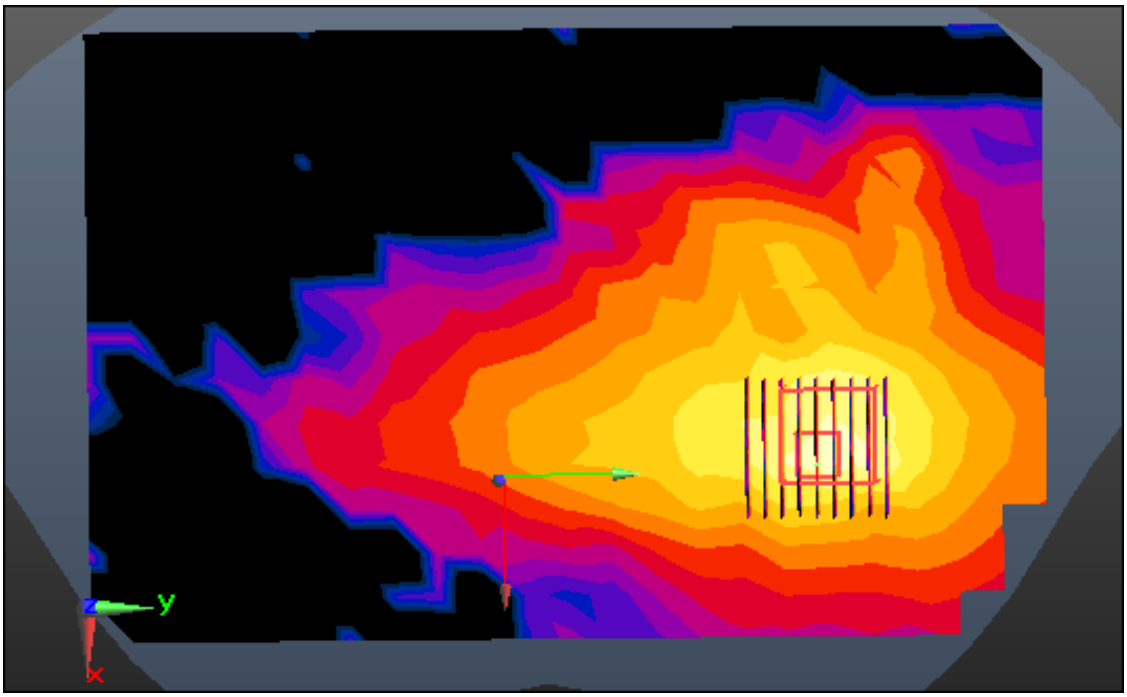

Enlarged Plot for A68

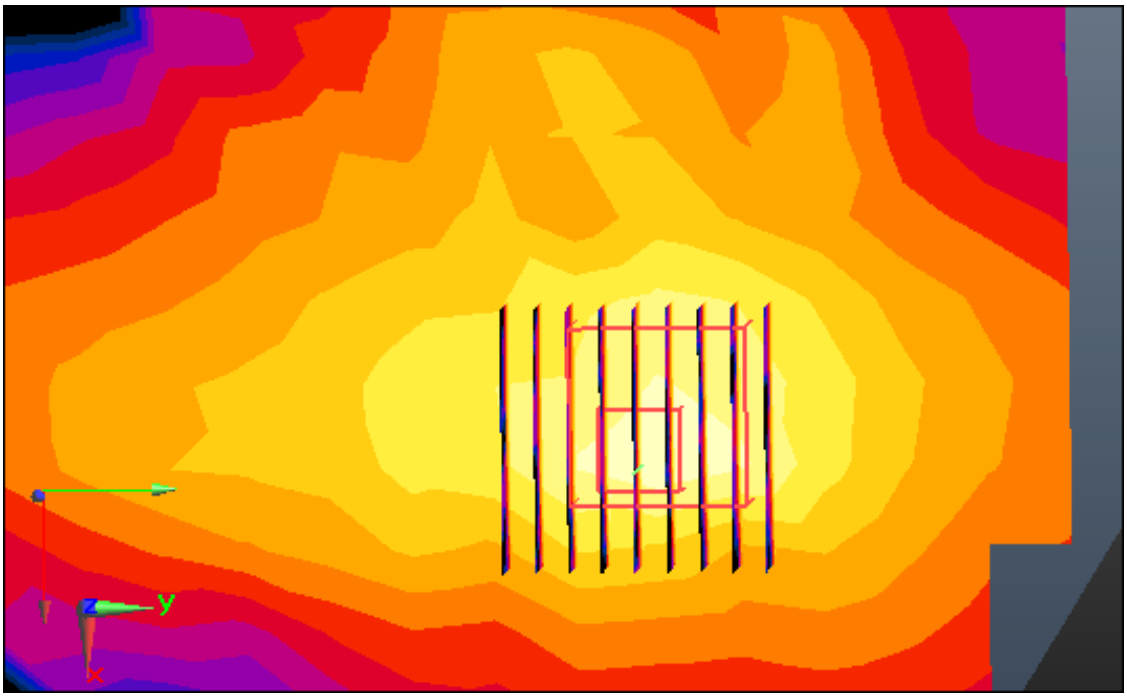

Enlarged Plot for A68

DT&C Co., Ltd.

DUT: LM-F100EMW; Type: Bar

Communication System: UID 0, W-LAN_5 GHz(FCC) (0); Frequency: 5825 MHz;Duty Cycle: 1:1
Medium parameters used: f = 5825 MHz; σ = 6.066 S/m; ε_r = 47.008; ρ = 1000 kg/m^3
Phantom section: Flat Section

DASY5 Configuration:
Probe: EX3DV4 - SN3866; ConvF(4, 4, 4); Calibrated: 5/27/2020 Electronics: DAE4 Sn1392
Sensor-Surface: 1.4mm (Mechanical Surface Detection)
Phantom: SAM-twin middle_2013_09_24; Type: QD000P40CD; Serial: 1782
Measurement SW: DASY52, Version 52.10 (3); SEMCAD X Version 14.6.13 (7474)

Test Date: 2020-08-25; Ambient Temp: 20.6; Tissue Temp: 20.5

Touch from Body, Rear, WLAN(802.11a) Ch. 165, Ant Internal, Ant.1

Swivel Mode

Area Scan (16x23x1): Measurement grid: dx=10mm, dy=10mm
Zoom Scan (9x9x7)/Cube 0: Measurement grid: dx=4mm, dy=4mm, dz=1.4mm, Graded Ratio: 1.4
Power Drift = -0.08 dB
Peak SAR (extrapolated) = 7.22 W/kg
SAR(1 g) = 0.986 W/kg; SAR(10 g) = 0.311 W/kg

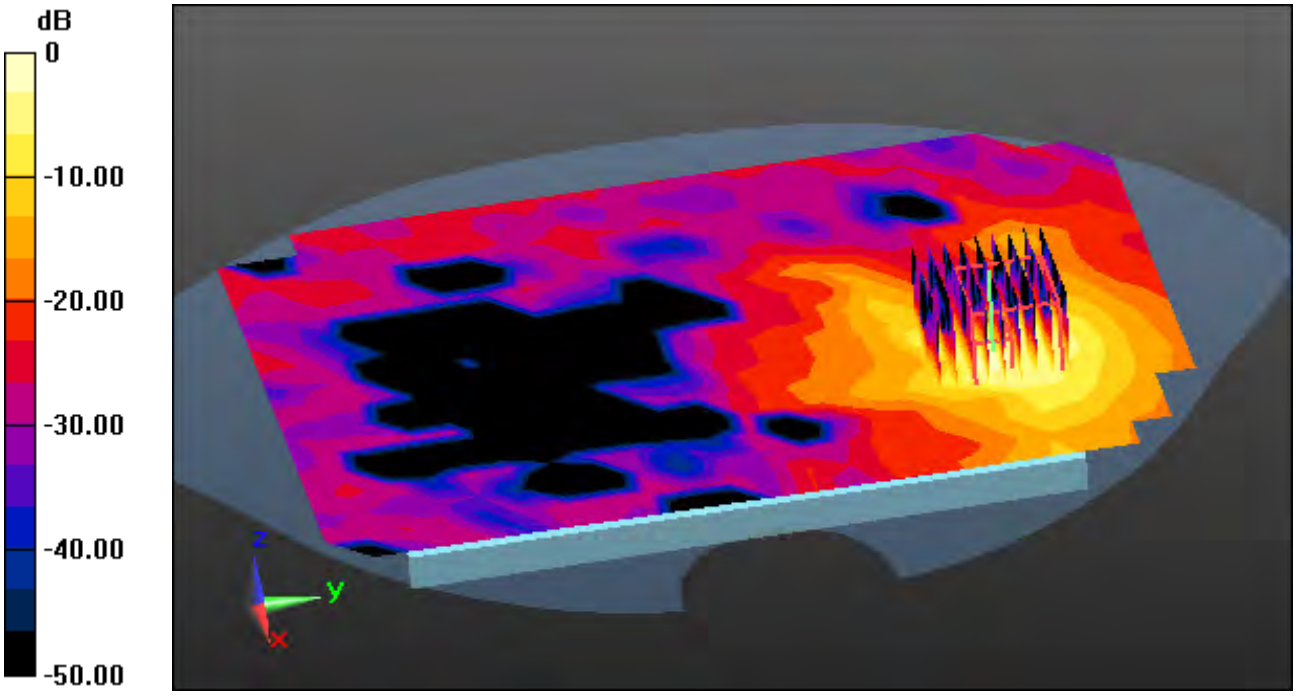

0 dB = 3.37 W/kg

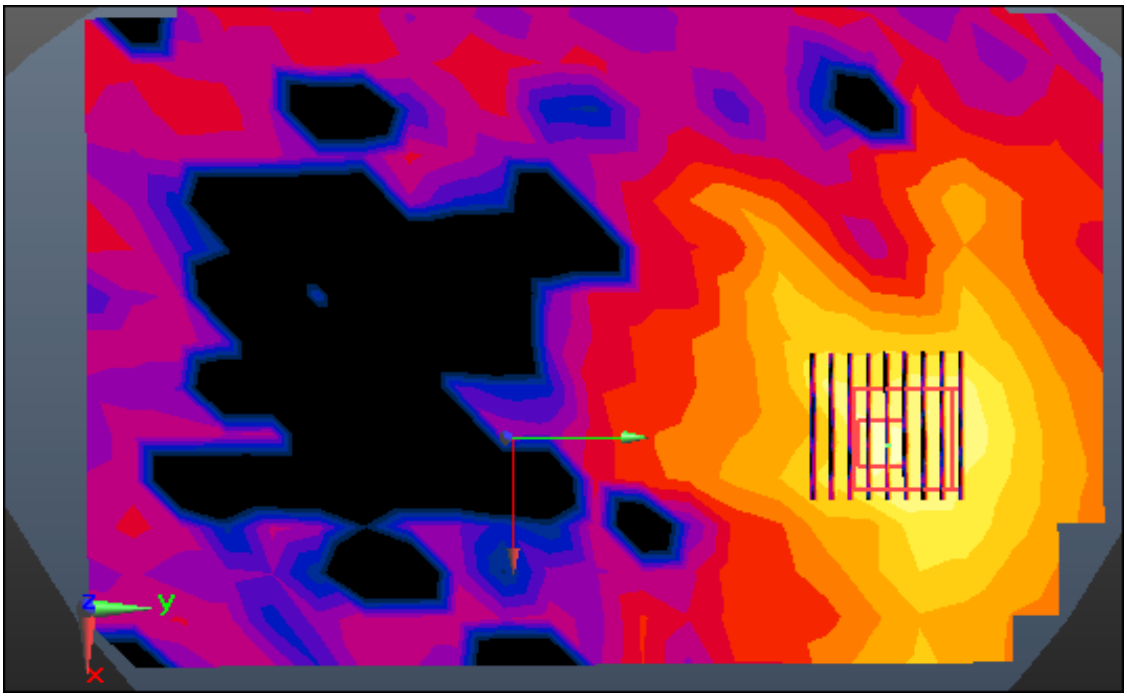

Enlarged Plot for A69



Enlarged Plot for A69

DT&C Co., Ltd.

DUT: LM-F100EMW; Type: Bar

Communication System: UID 0, W-LAN_5 GHz(FCC) (0); Frequency: 5825 MHz;Duty Cycle: 1:1
Medium parameters used: f = 5825 MHz; σ = 6.066 S/m; ε_r = 47.008; ρ = 1000 kg/m^3
Phantom section: Flat Section

DASY5 Configuration:
Probe: EX3DV4 - SN3866; ConvF(4, 4, 4); Calibrated: 5/27/2020 Electronics: DAE4 Sn1392
Sensor-Surface: 1.4mm (Mechanical Surface Detection)
Phantom: SAM-twin middle_2013_09_24; Type: QD000P40CD; Serial: 1782
Measurement SW: DASY52, Version 52.10 (3); SEMCAD X Version 14.6.13 (7474)

Test Date: 2020-08-25; Ambient Temp: 20.6; Tissue Temp: 20.5

Touch from Body, Rear, WLAN(802.11a) Ch. 165, Ant Internal, Ant.2

Area Scan (15x23x1): Measurement grid: dx=10mm, dy=10mm
Zoom Scan (9x9x7)/Cube 0: Measurement grid: dx=4mm, dy=4mm, dz=1.4mm, Graded Ratio: 1.4
Power Drift = -0.02 dB
Peak SAR (extrapolated) = 13.2 W/kg
SAR(1 g) = 1.78 W/kg; SAR(10 g) = 0.432 W/kg

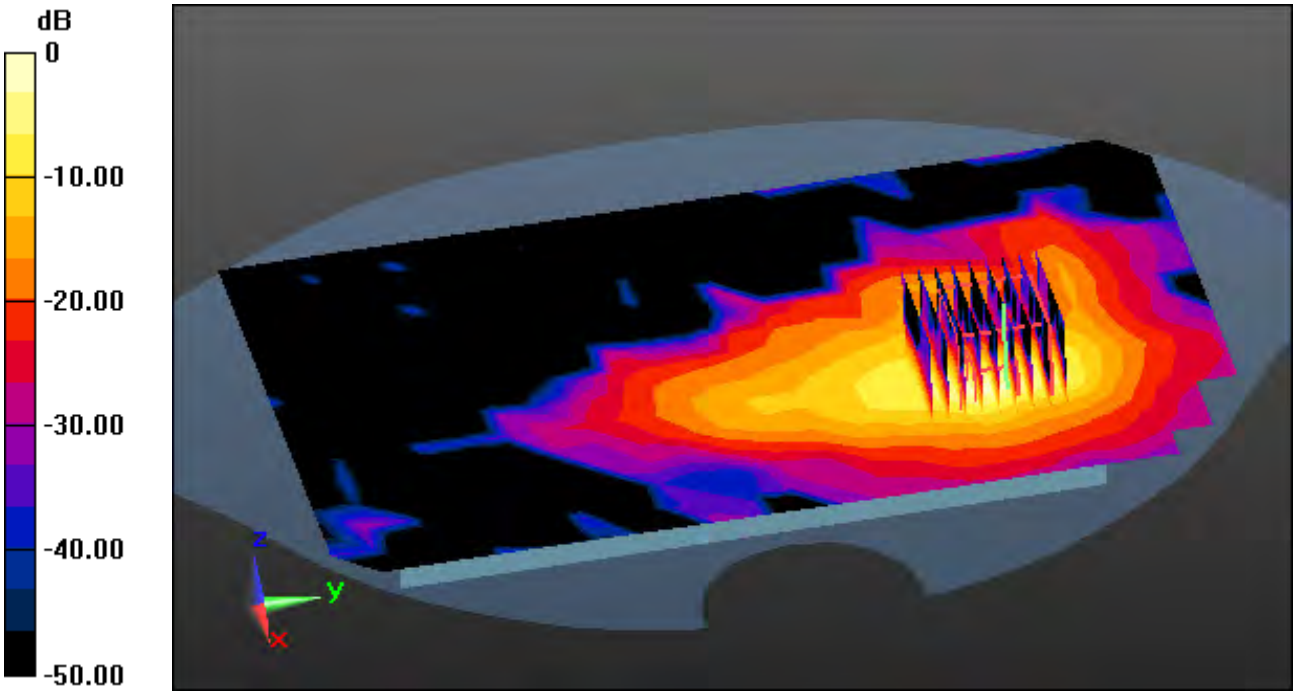

0 dB = 5.42 W/kg

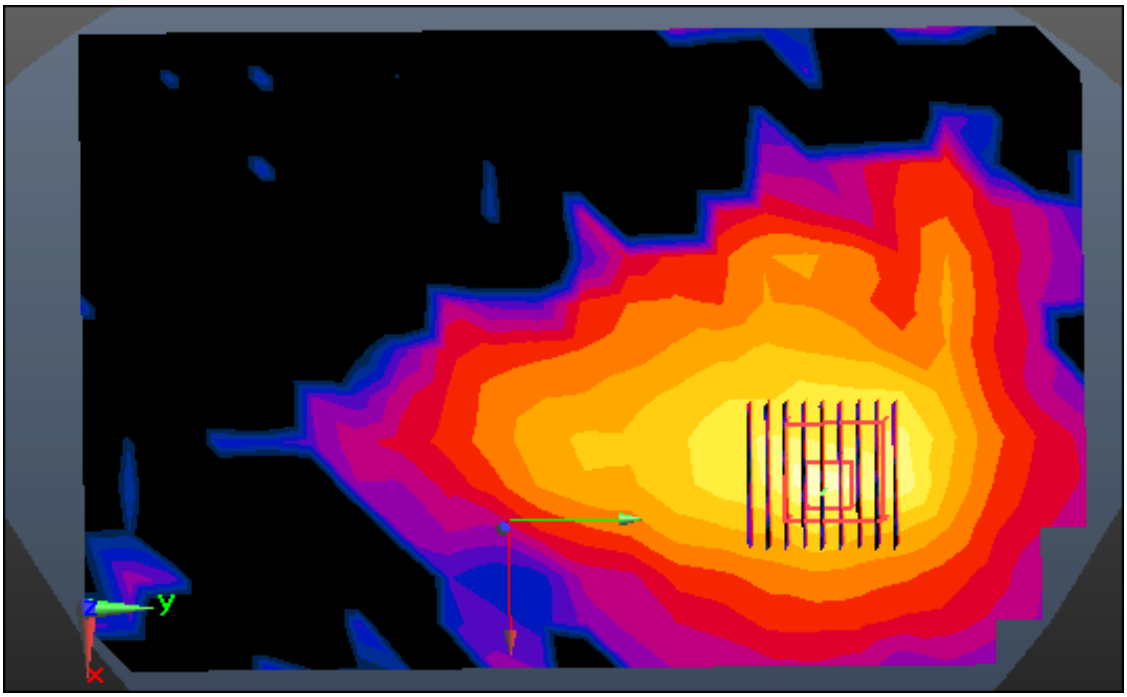

Enlarged Plot for A70

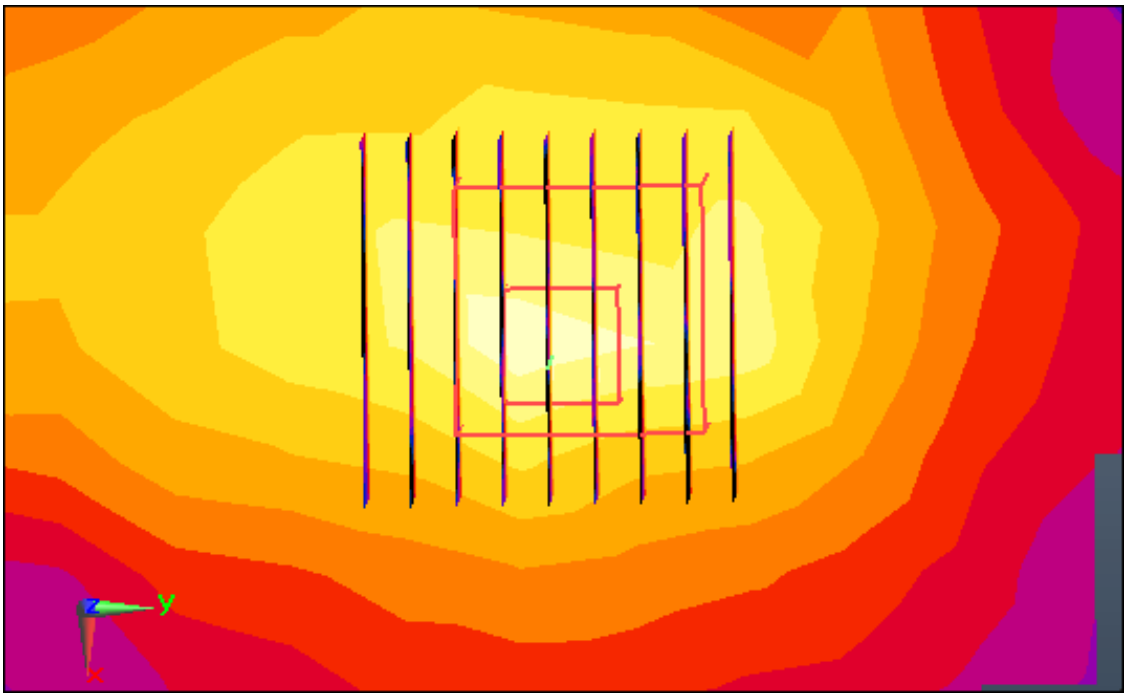

Enlarged Plot for A70

DT&C Co., Ltd.

DUT: LM-F100EMW; Type: Bar

Communication System: UID 0, W-LAN_5 GHz(FCC) (0); Frequency: 5825 MHz;Duty Cycle: 1:1
Medium parameters used: f = 5825 MHz; σ = 6.066 S/m; ε_r = 47.008; ρ = 1000 kg/m^3
Phantom section: Flat Section

DASY5 Configuration:
Probe: EX3DV4 - SN3866; ConvF(4, 4, 4); Calibrated: 5/27/2020 Electronics: DAE4 Sn1392
Sensor-Surface: 1.4mm (Mechanical Surface Detection)
Phantom: SAM-twin middle_2013_09_24; Type: QD000P40CD; Serial: 1782
Measurement SW: DASY52, Version 52.10 (3); SEMCAD X Version 14.6.13 (7474)

Test Date: 2020-08-25; Ambient Temp: 20.6; Tissue Temp: 20.5

Touch from Body, Rear, WLAN(802.11a) Ch. 165, Ant Internal, MIMO

Area Scan (15x23x1): Measurement grid: dx=10mm, dy=10mm
Zoom Scan (9x9x7)/Cube 0: Measurement grid: dx=4mm, dy=4mm, dz=1.4mm, Graded Ratio: 1.4
Power Drift = 0.14 dB
Peak SAR (extrapolated) = 14.2 W/kg
SAR(1 g) = 2.31 W/kg; SAR(10 g) = 0.675 W/kg

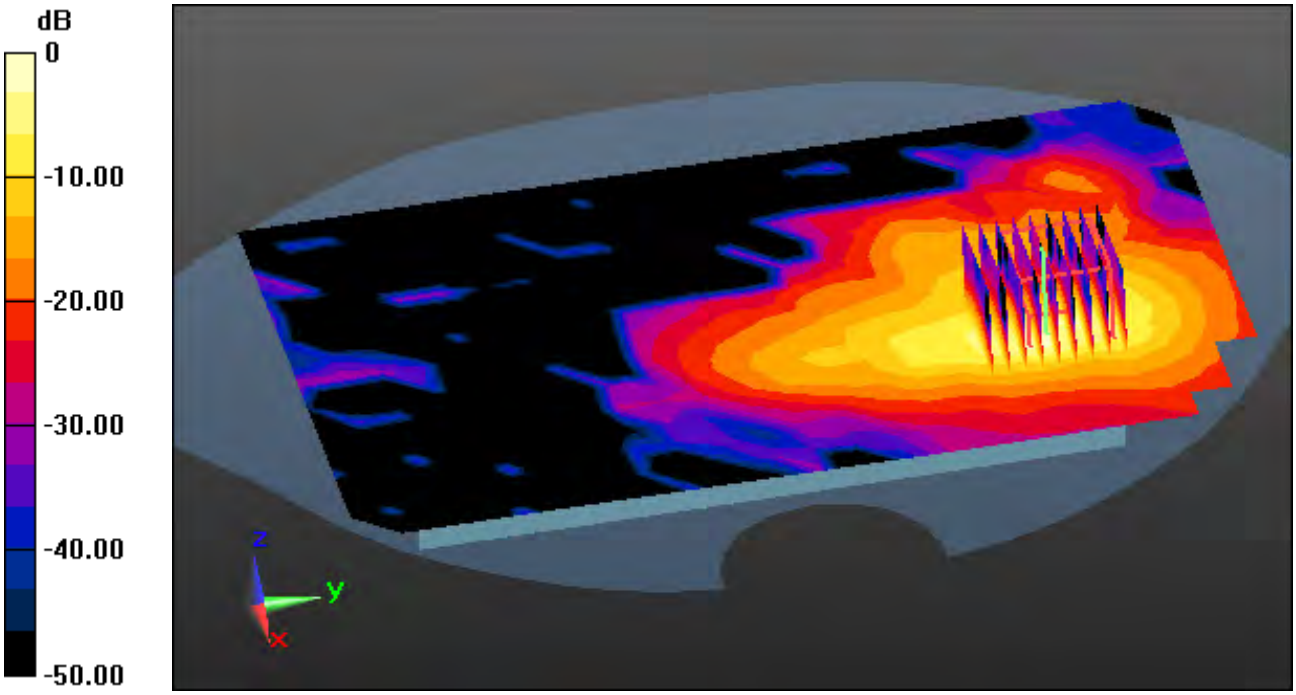

0 dB = 7.51 W/kg

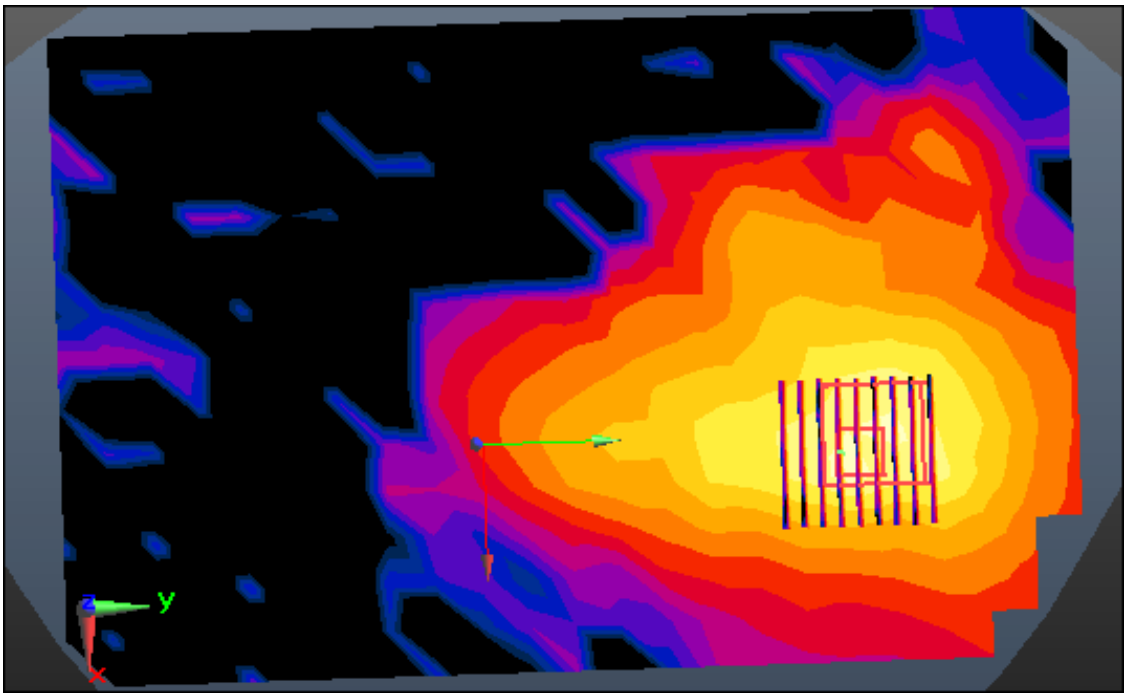

Enlarged Plot for A71



Enlarged Plot for A71

DT&C Co., Ltd.

DUT: LM-F100EMW; Type: Bar;

Communication System: UID 0, GSM 850_4 Tx (0); Frequency: 836.6 MHz; Duty Cycle: 1:2.075
Medium parameters used: f = 836.6 MHz; σ = 0.885 S/m; ε_r = 40.558; ρ = 1000 kg/m^3
Phantom section: Left Section

DASY5 Configuration:
Probe: ES3DV3 - SN3328; ConvF(6.19, 6.19, 6.19); Calibrated: 3/25/2020 Electronics: DAE4 Sn1392
Sensor-Surface: 3mm (Mechanical Surface Detection)
Phantom: SAM-twin right_2013_09_24; Type: QD000P40CD; Serial: TP:1783
Measurement SW: DASY52, Version 52.10 (3); SEMCAD X Version 14.6.13 (7474)

Test Date: 2020-08-13; Ambient Temp: 20.9; Tissue Temp: 21.1

Left Touch, GSM850 GPRS 4 Tx Ch. 190, Ant Internal, Standard Battery

Area Scan (9x14x1): Measurement grid: dx=15mm, dy=15mm
Zoom Scan (5x5x7)/Cube 0: Measurement grid: dx=8mm, dy=8mm, dz=5mm
Power Drift = 0.13 dB
Peak SAR (extrapolated) = 0.00997 W/kg
SAR(1 g) = 0.00774 W/kg; SAR(10 g) = 0.00492 W/kg

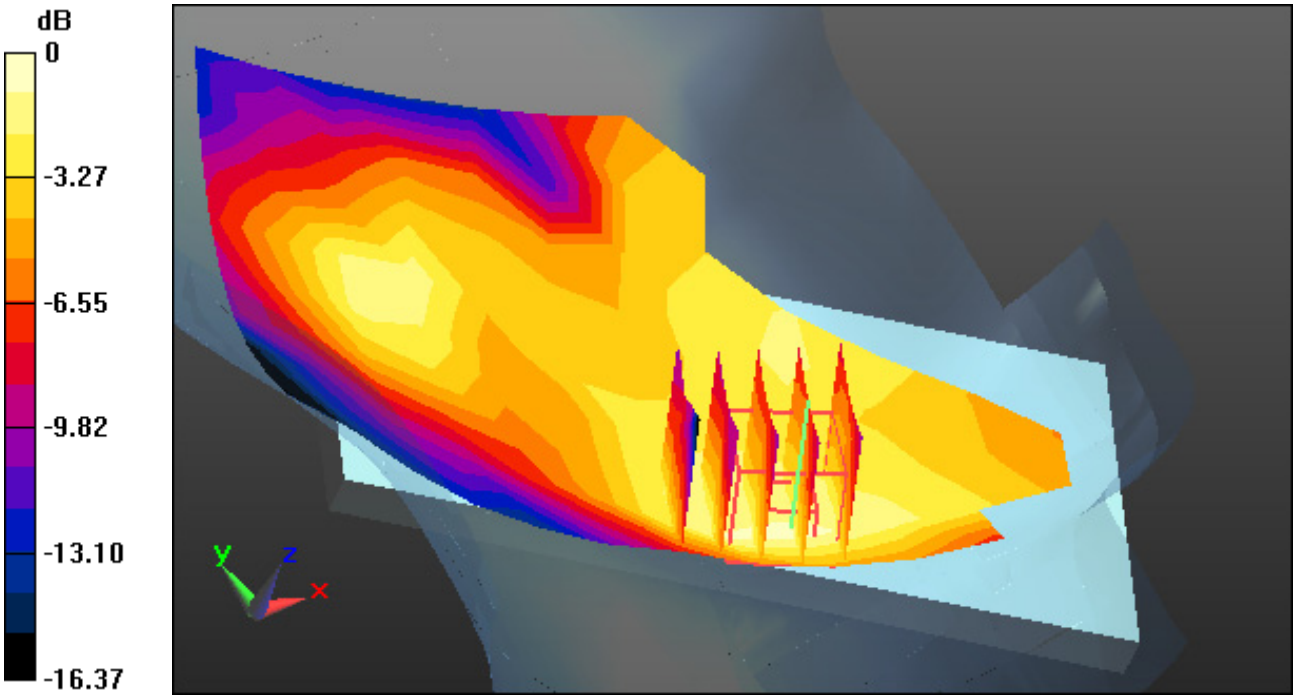

0 dB = 0.00852 W/kg

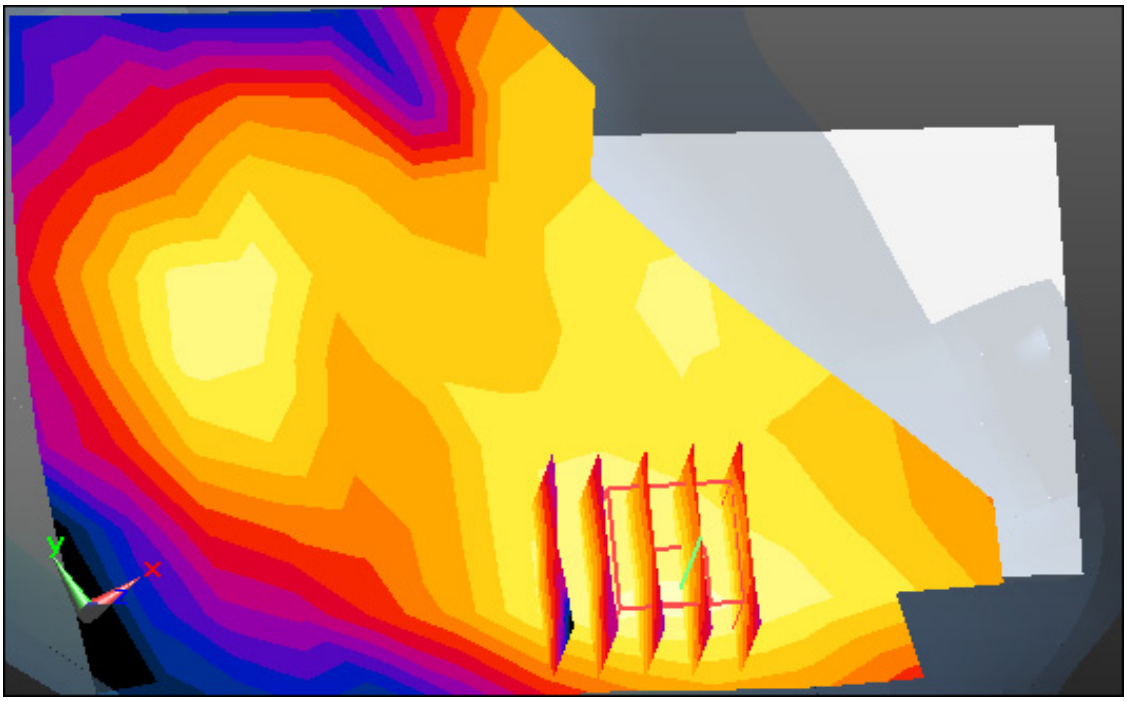

Enlarged Plot for A72

DT&C Co., Ltd.

DUT: LM-F100EMW; Type: Bar

Communication System: UID 0, PCS1900_Class 11 (0); Frequency: 1880 MHz; Duty Cycle: 1:2.77
Medium parameters used: f = 1880 MHz; σ = 1.428 S/m; ε_r = 39.008; ρ = 1000 kg/m^3
Phantom section: Right Section

DASY5 Configuration:
Probe: EX3DV4 - SN3933; ConvF(8.57, 8.57, 8.57); Calibrated: 9/27/2019 Electronics: DAE3 Sn520
Sensor-Surface: 2mm (Mechanical Surface Detection)
Phantom: SAM with CRP_2013_10_08_right; Type: QD000P40CD; Serial: TP:1785
Measurement SW: DASY52, Version 52.10 (3); SEMCAD X Version 14.6.13 (7474)

Test Date: 2020-08-18; Ambient Temp: 21.5; Tissue Temp: 20.9

Right Touch, PCS1900 GPRS 3 Tx Ch. 661, Ant Internal, Standard Battery

Area Scan (9x14x1): Measurement grid: dx=15mm, dy=15mm
Zoom Scan (5x5x7)/Cube 0: Measurement grid: dx=8mm, dy=8mm, dz=5mm
Power Drift = 0.03 dB
Peak SAR (extrapolated) = 0.0830 W/kg
SAR(1 g) = 0.055 W/kg; SAR(10 g) = 0.034 W/kg

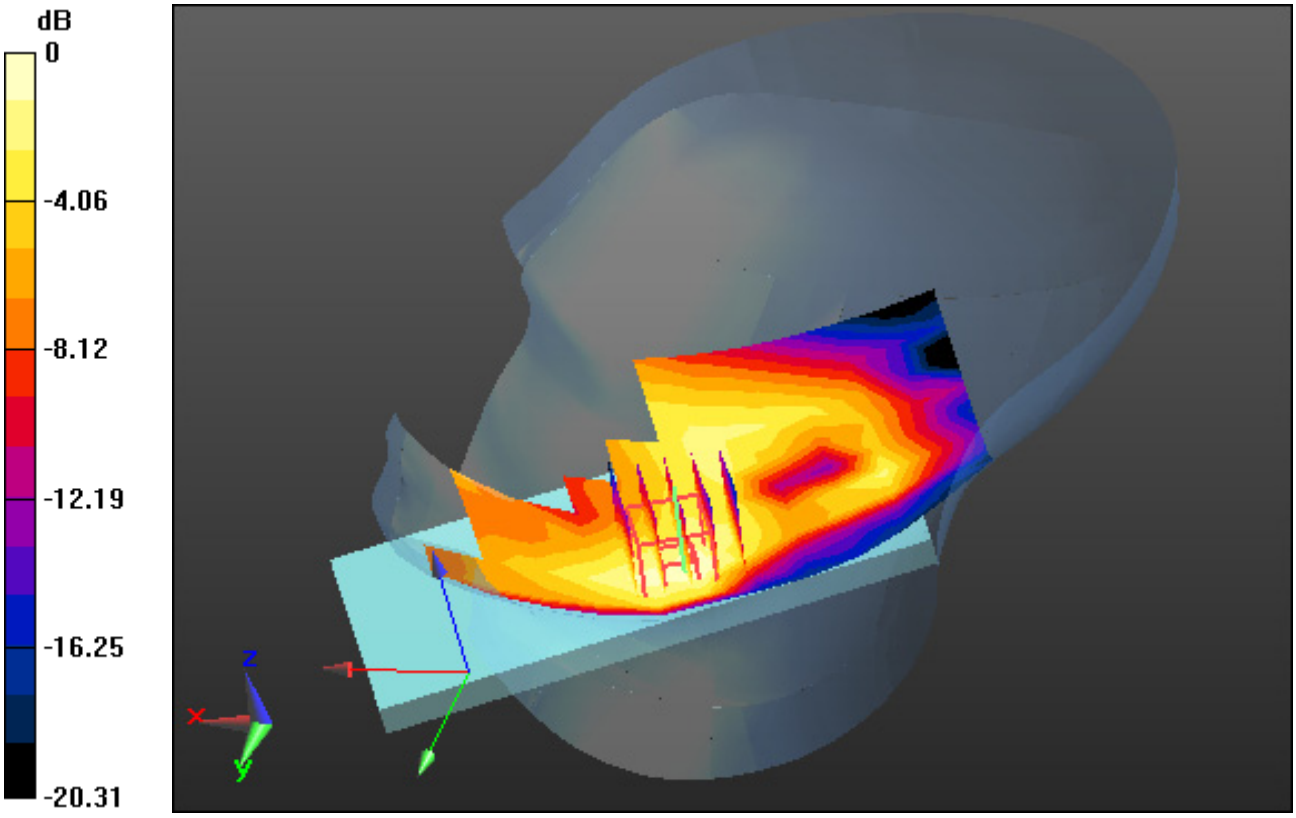

0 dB = 0.0686 W/kg

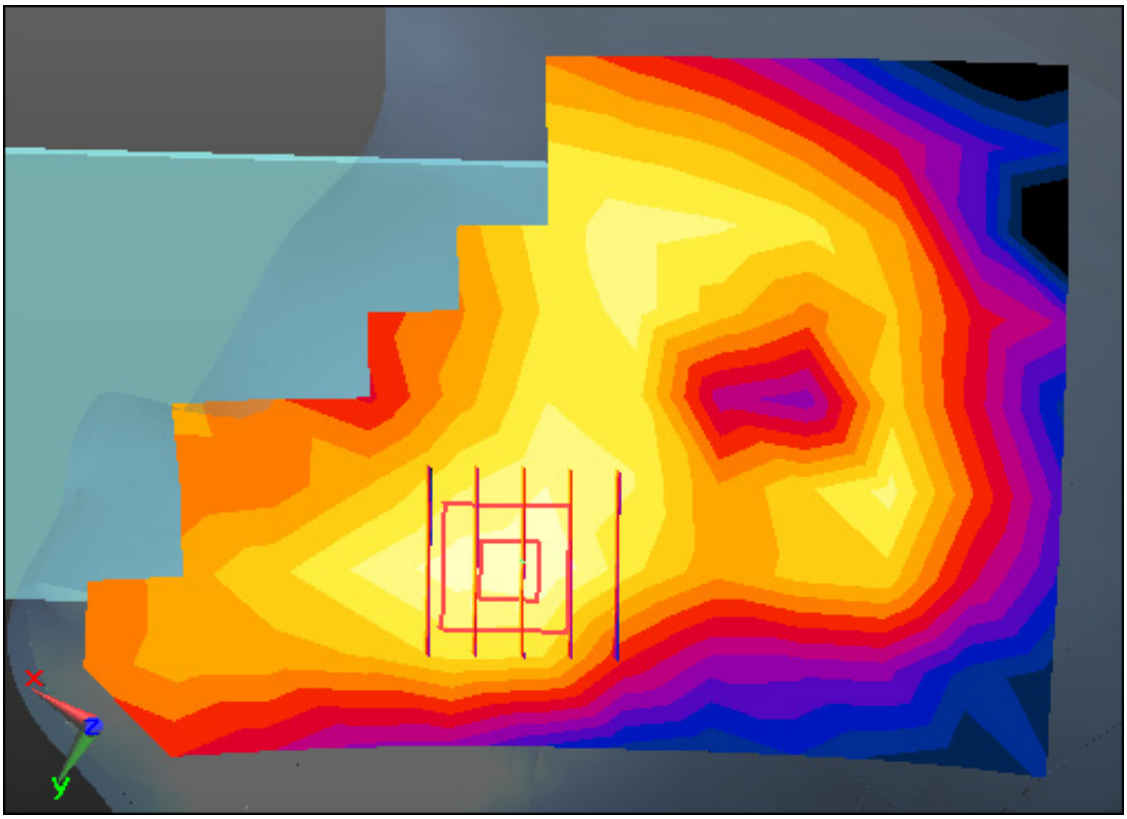

Enlarged Plot for A73

DT&C Co., Ltd.

DUT: LM-F100EMW; Type: Bar;

Communication System: UID 0, WCDMA 850 (0); Frequency: 836.6 MHz; Duty Cycle: 1:1
Medium parameters used: f = 836.6 MHz; σ = 0.885 S/m; ε_r = 40.558; ρ = 1000 kg/m^3
Phantom section: Left Section

DASY5 Configuration:
Probe: ES3DV3 - SN3328; ConvF(6.19, 6.19, 6.19); Calibrated: 3/25/2020 Electronics: DAE4 Sn1392
Sensor-Surface: 3mm (Mechanical Surface Detection)
Phantom: SAM-twin right_2013_09_24; Type: QD000P40CD; Serial: TP:1783
Measurement SW: DASY52, Version 52.10 (3); SEMCAD X Version 14.6.13 (7474)

Test Date: 2020-08-13; Ambient Temp: 20.9; Tissue Temp: 21.1

Left Touch, WCDMA Band 5 Ch. 4183, Ant Internal, Standard Battery

Area Scan (9x14x1): Measurement grid: dx=15mm, dy=15mm
Zoom Scan (5x5x7)/Cube 0: Measurement grid: dx=8mm, dy=8mm, dz=5mm
Power Drift = 0.08 dB
Peak SAR (extrapolated) = 0.0550 W/kg
SAR(1 g) = 0.041 W/kg; SAR(10 g) = 0.031 W/kg

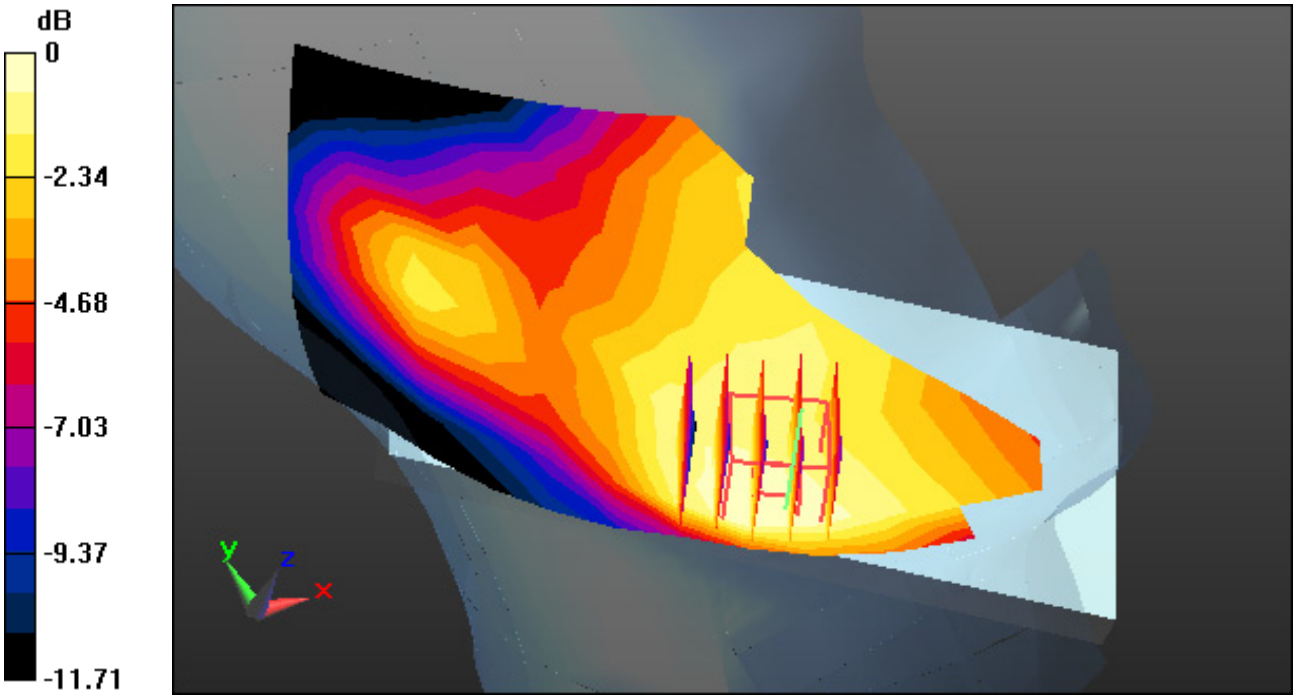

0 dB = 0.0460 W/kg

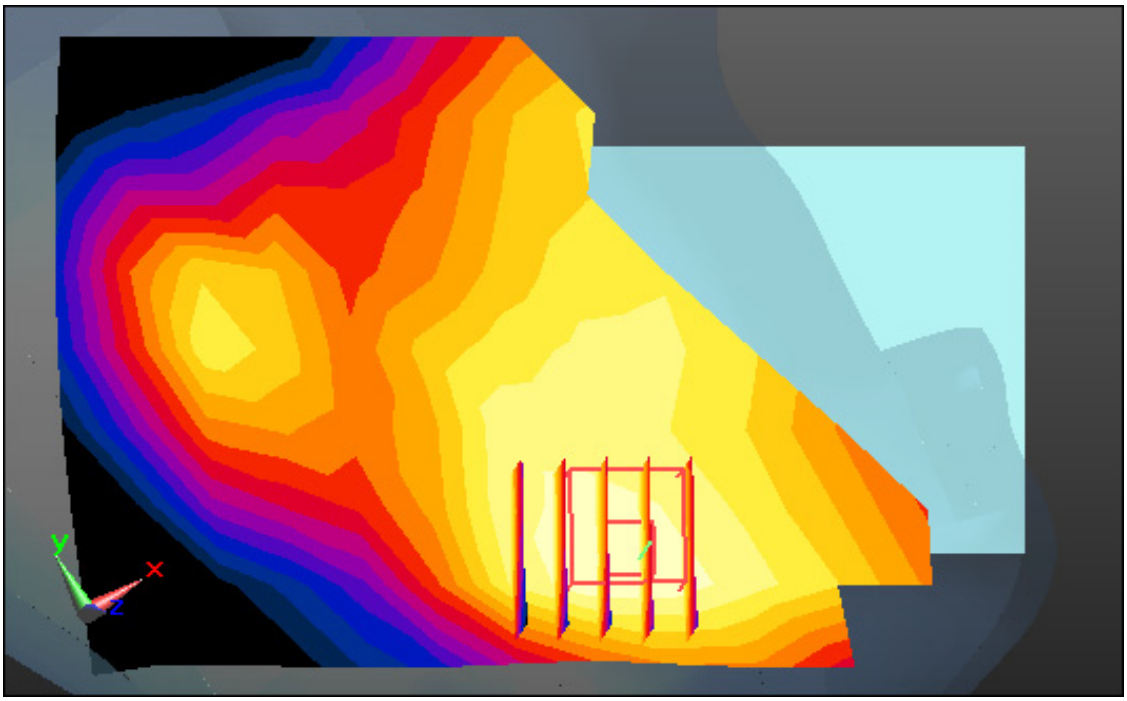

Enlarged Plot for A74

DT&C Co., Ltd.

DUT: LM-F100EMW; Type: Bar

Communication System: UID 0, LTE Band 12 (FCC) (0); Frequency: 707.5 MHz;Duty Cycle: 1:1
Medium parameters used: f = 707.5 MHz; σ = 0.869 S/m; ε_r = 42.401; ρ = 1000 kg/m^3
Phantom section: Left Section

DASY5 Configuration:
Probe: ES3DV3 - SN3328; ConvF(6.34, 6.34, 6.34); Calibrated: 3/25/2020 Electronics: DAE4 Sn1392
Sensor-Surface: 3mm (Mechanical Surface Detection)
Phantom: SAM-twin right_2013_09_24; Type: QD000P40CD; Serial: TP:1783
Measurement SW: DASY52, Version 52.10 (3); SEMCAD X Version 14.6.13 (7474)

Test Date: 2020-08-18; Ambient Temp: 21.5; Tissue Temp: 21.7

Left Touch, LTE Band 12 Ch. 23095, Ant Internal, Standard Battery

Mode : BandWidth 10 MHz, QPSK, RB Size: 1

Area Scan (9x14x1): Measurement grid: dx=15mm, dy=15mm
Zoom Scan (5x5x7)/Cube 0: Measurement grid: dx=8mm, dy=8mm, dz=5mm
Power Drift = 0.14 dB
Peak SAR (extrapolated) = 0.0520 W/kg
SAR(1 g) = 0.039 W/kg; SAR(10 g) = 0.030 W/kg

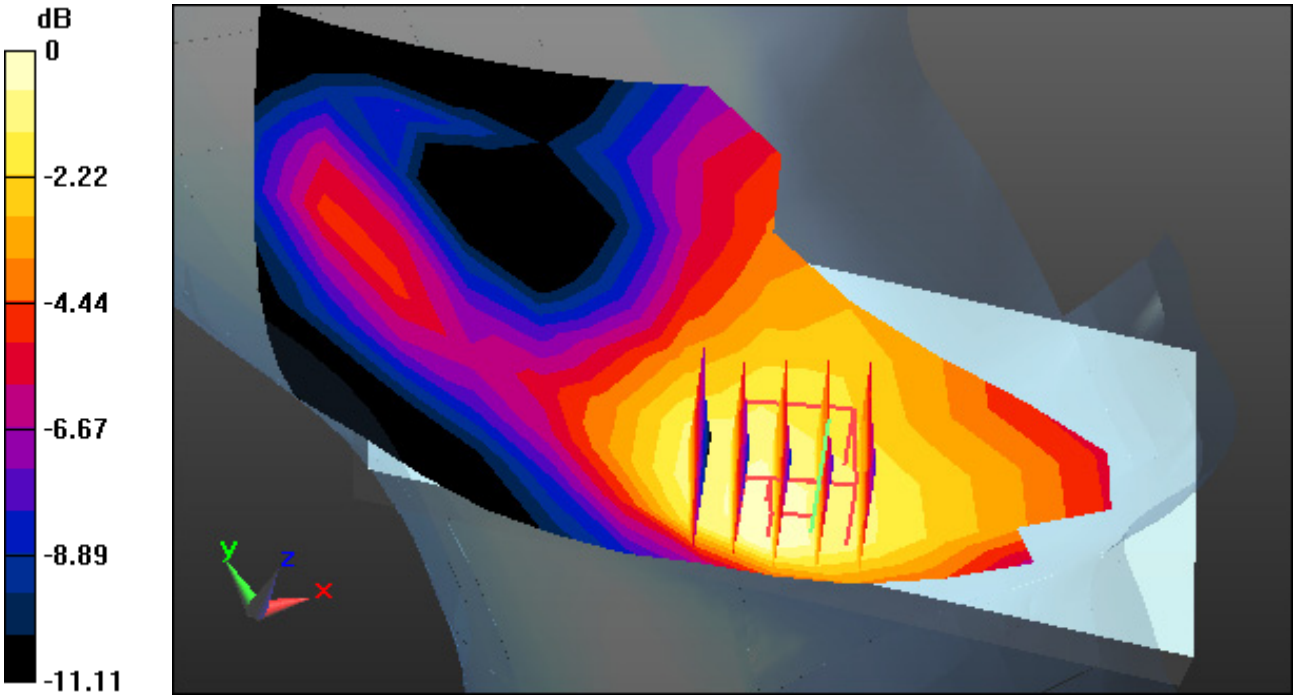

0 dB = 0.0441 W/kg

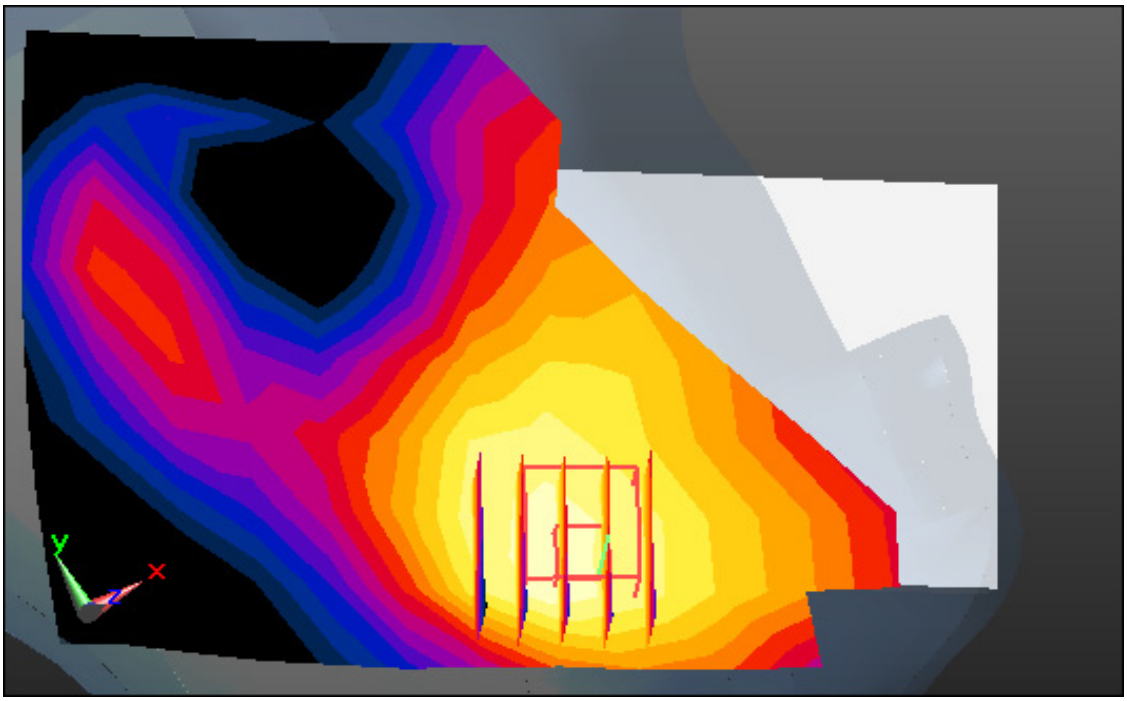

Enlarged Plot for A75

DT&C Co., Ltd.

DUT: LM-F100EMW; Type: Bar

Communication System: UID 0, LTE Band 13 (0); Frequency: 782 MHz;Duty Cycle: 1:1
Medium parameters used: f = 782 MHz; σ = 0.932 S/m; ε_r = 41.212; ρ = 1000 kg/m^3
Phantom section: Left Section

DASY5 Configuration:
Probe: ES3DV3 - SN3328; ConvF(6.34, 6.34, 6.34); Calibrated: 3/25/2020 Electronics: DAE4 Sn1392
Sensor-Surface: 3mm (Mechanical Surface Detection)
Phantom: SAM-twin right_2013_09_24; Type: QD000P40CD; Serial: TP:1783
Measurement SW: DASY52, Version 52.10 (3); SEMCAD X Version 14.6.13 (7474)

Test Date: 2020-08-18; Ambient Temp: 21.5; Tissue Temp: 21.7

Left Touch, LTE Band 13 Ch. 23230, Ant Internal, Standard Battery

Mode : BandWidth 10 MHz, QPSK, RB Size: 1

Area Scan (9x14x1): Measurement grid: dx=15mm, dy=15mm
Zoom Scan (5x5x7)/Cube 0: Measurement grid: dx=8mm, dy=8mm, dz=5mm
Power Drift = 0.13 dB
Peak SAR (extrapolated) = 0.0740 W/kg
SAR(1 g) = 0.056 W/kg; SAR(10 g) = 0.043 W/kg

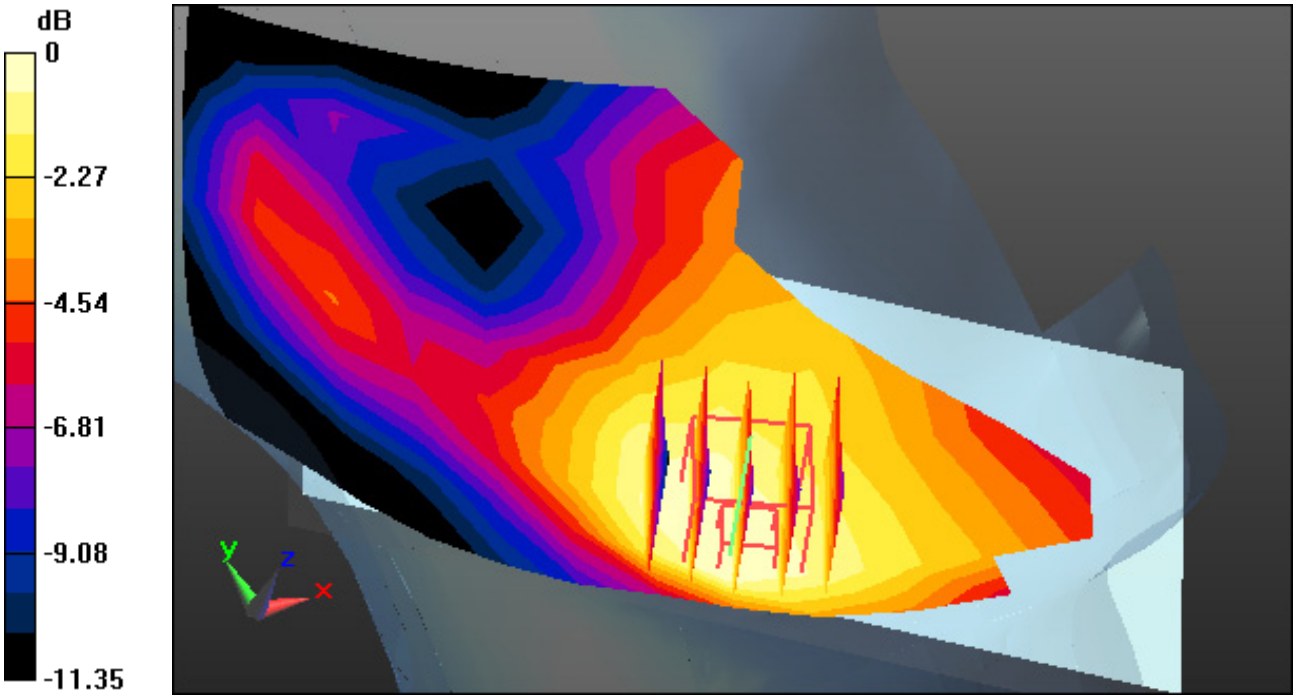

0 dB = 0.0602 W/kg

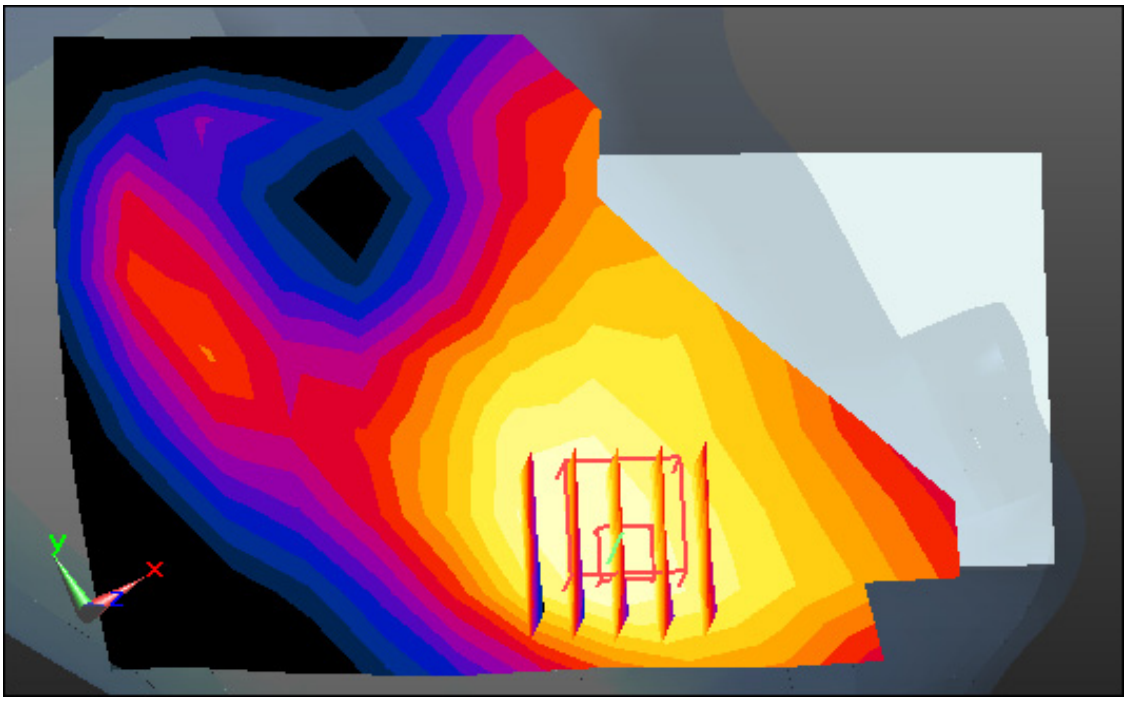

Enlarged Plot for A76

DT&C Co., Ltd.

DUT: LM-F100EMW; Type: Bar

Communication System: UID 0, LTE Band 5 (FCC) (0); Frequency: 836.5 MHz;Duty Cycle: 1:1
Medium parameters used: f = 836.5 MHz; σ = 0.885 S/m; ε_r = 40.558; ρ = 1000 kg/m^3
Phantom section: Left Section

DASY5 Configuration:
Probe: ES3DV3 - SN3328; ConvF(6.19, 6.19, 6.19); Calibrated: 3/25/2020 Electronics: DAE4 Sn1392
Sensor-Surface: 3mm (Mechanical Surface Detection)
Phantom: SAM-twin right_2013_09_24; Type: QD000P40CD; Serial: TP:1783
Measurement SW: DASY52, Version 52.10 (3); SEMCAD X Version 14.6.13 (7474)

Test Date: 2020-08-13; Ambient Temp: 20.9; Tissue Temp: 21.1

Left Tilt, LTE Band 5 Ch. 20525, Ant Internal, Standard Battery

Mode : BandWidth 10 MHz, QPSK, RB Size: 1

Area Scan (9x14x1): Measurement grid: dx=15mm, dy=15mm
Zoom Scan (5x5x7)/Cube 0: Measurement grid: dx=8mm, dy=8mm, dz=5mm
Power Drift = 0.11 dB
Peak SAR (extrapolated) = 0.0680 W/kg
SAR(1 g) = 0.045 W/kg; SAR(10 g) = 0.029 W/kg

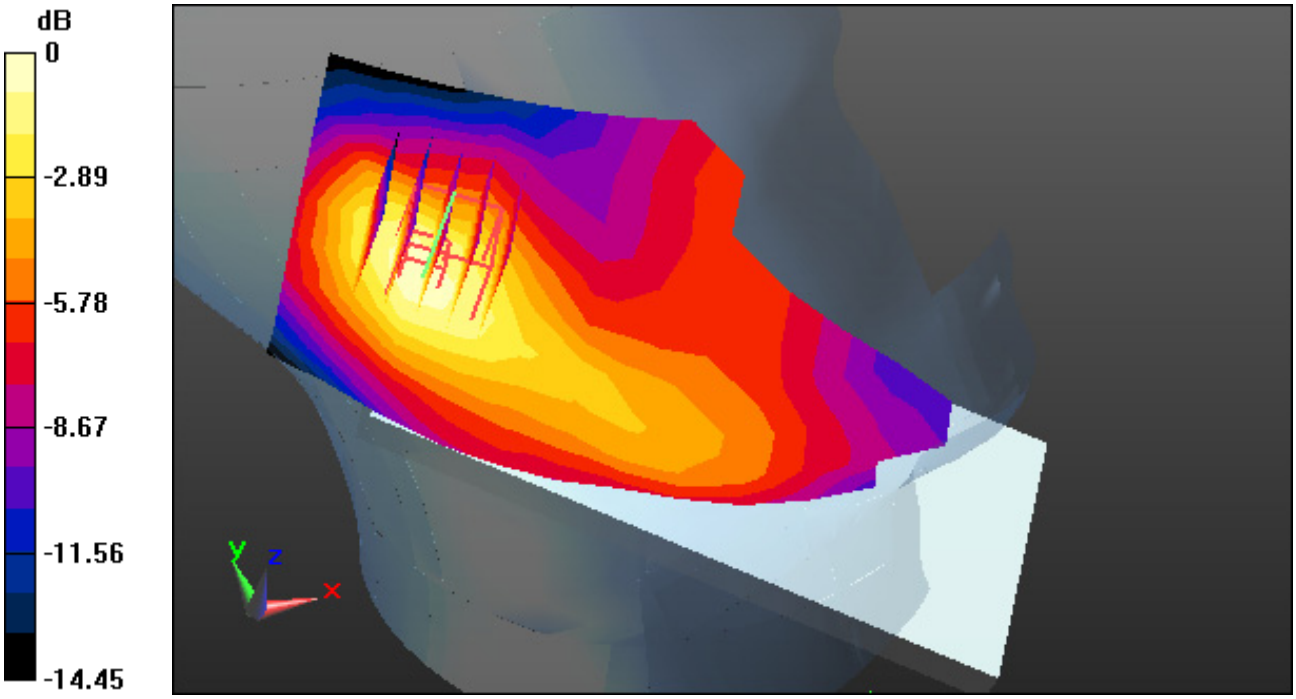

0 dB = 0.0520 W/kg

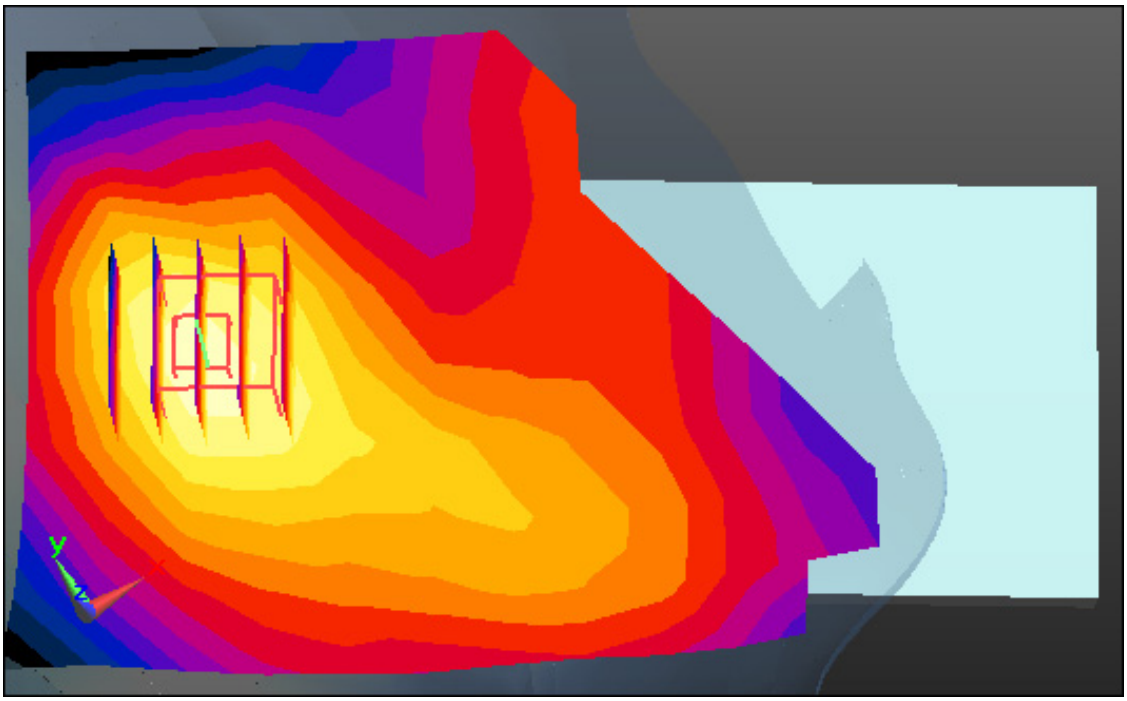

Enlarged Plot for A77

DT&C Co., Ltd.

DUT: LM-F100EMW; Type: Bar

Communication System: UID 0, LTE Band 66 (0); Frequency: 1770 MHz;Duty Cycle: 1:1
Medium parameters used: f = 1770 MHz; σ = 1.37 S/m; ε_r = 38.703; ρ = 1000 kg/m^3
Phantom section: Left Section

DASY5 Configuration:
Probe: EX3DV4 - SN3933; ConvF(8.87, 8.87, 8.87); Calibrated: 9/27/2019 Electronics: DAE3 Sn520
Sensor-Surface: 2mm (Mechanical Surface Detection)
Phantom: SAM with CRP_2013_10_08_right; Type: QD000P40CD; Serial: TP:1785
Measurement SW: DASY52, Version 52.10 (3); SEMCAD X Version 14.6.13 (7474)

Test Date: 2020-08-19; Ambient Temp: 21.2; Tissue Temp: 21.0

Left Touch, LTE Band 66 Ch. 132572, Ant Internal, Standard Battery

Mode : BandWidth 20 MHz, QPSK, RB Size: 1

Area Scan (9x14x1): Measurement grid: dx=15mm, dy=15mm
Zoom Scan (5x5x7)/Cube 0: Measurement grid: dx=8mm, dy=8mm, dz=5mm
Power Drift = 0.13 dB
Peak SAR (extrapolated) = 0.129 W/kg
SAR(1 g) = 0.086 W/kg; SAR(10 g) = 0.054 W/kg

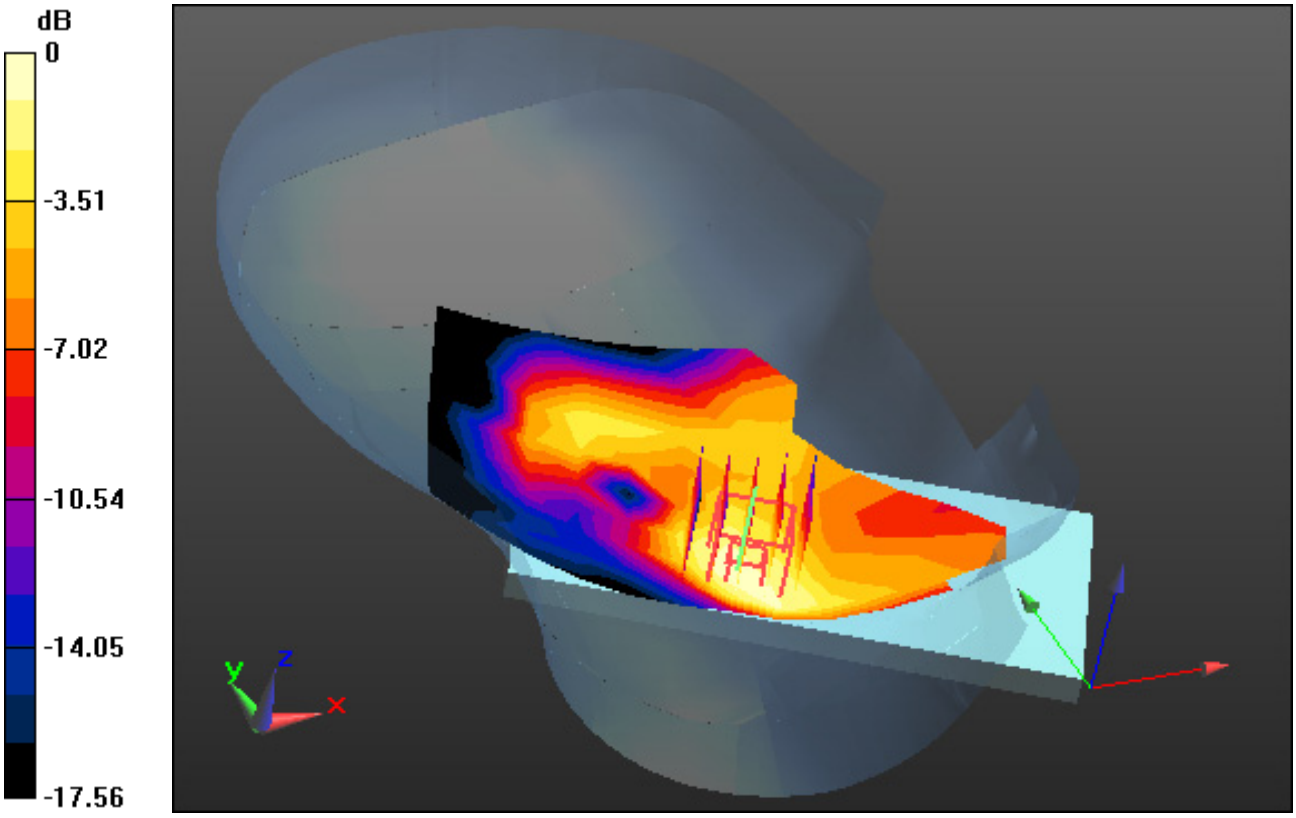

0 dB = 0.109 W/kg

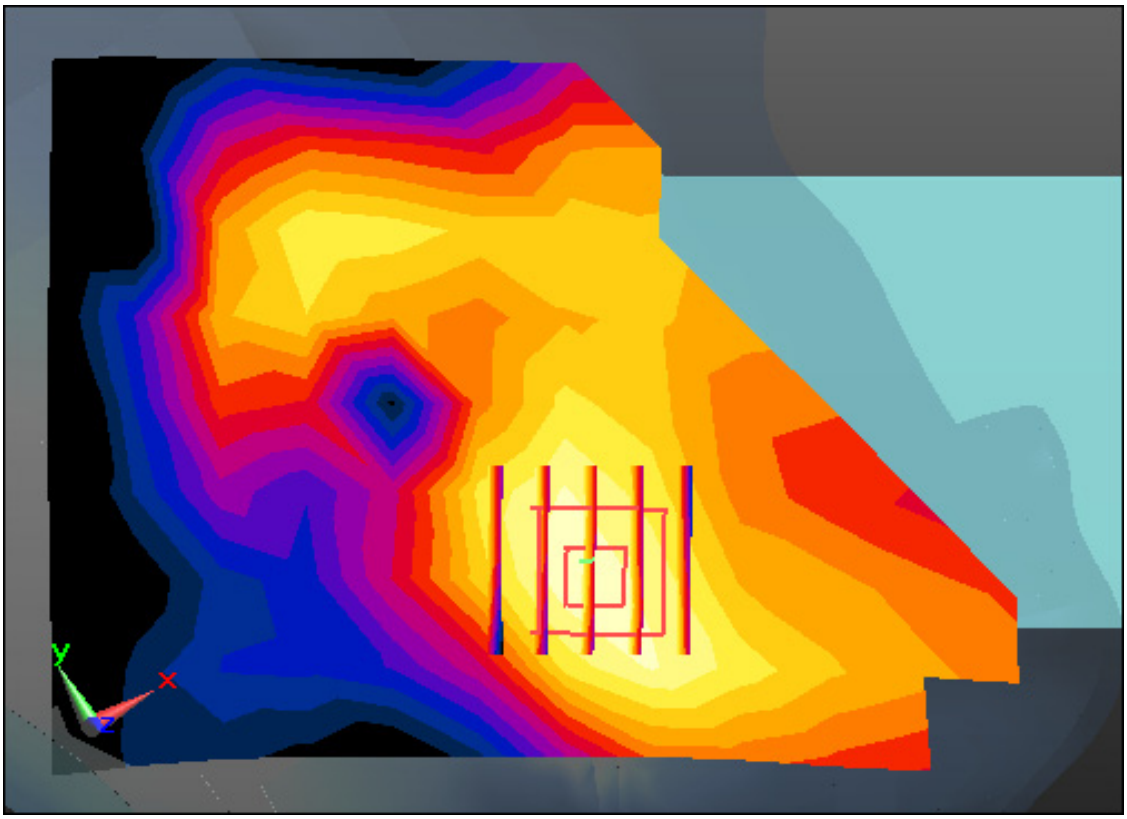

Enlarged Plot for A78

DT&C Co., Ltd.

DUT: LM-F100EMW; Type: Bar

Communication System: UID 0, LTE Band 41 (0); Frequency: 2506 MHz;Duty Cycle: 1:1.58
Medium parameters used: f = 2506 MHz; σ = 1.84 S/m; ε_r = 39.146; ρ = 1000 kg/m^3
Phantom section: Left Section

DASY5 Configuration:
Probe: EX3DV4 - SN3933; ConvF(7.62, 7.62, 7.62); Calibrated: 9/27/2019 Electronics: DAE3 Sn520
Sensor-Surface: 2mm (Mechanical Surface Detection)
Phantom: SAM with CRP_2013_10_08_right; Type: QD000P40CD; Serial: TP:1785
Measurement SW: DASY52, Version 52.10 (3); SEMCAD X Version 14.6.13 (7474)

Test Date: 2020-08-31; Ambient Temp: 21.7; Tissue Temp: 21.5

Left Touch, LTE Band 41 Ch. 39750, Ant Internal, Standard Battery

Mode : BandWidth 20 MHz, QPSK, RB Size: 1

Area Scan (11x17x1): Measurement grid: dx=12mm, dy=12mm
Zoom Scan (7x7x7)/Cube 0: Measurement grid: dx=5mm, dy=5mm, dz=5mm
Power Drift = 0.01 dB
Peak SAR (extrapolated) = 0.0780 W/kg
SAR(1 g) = 0.044 W/kg; SAR(10 g) = 0.024 W/kg

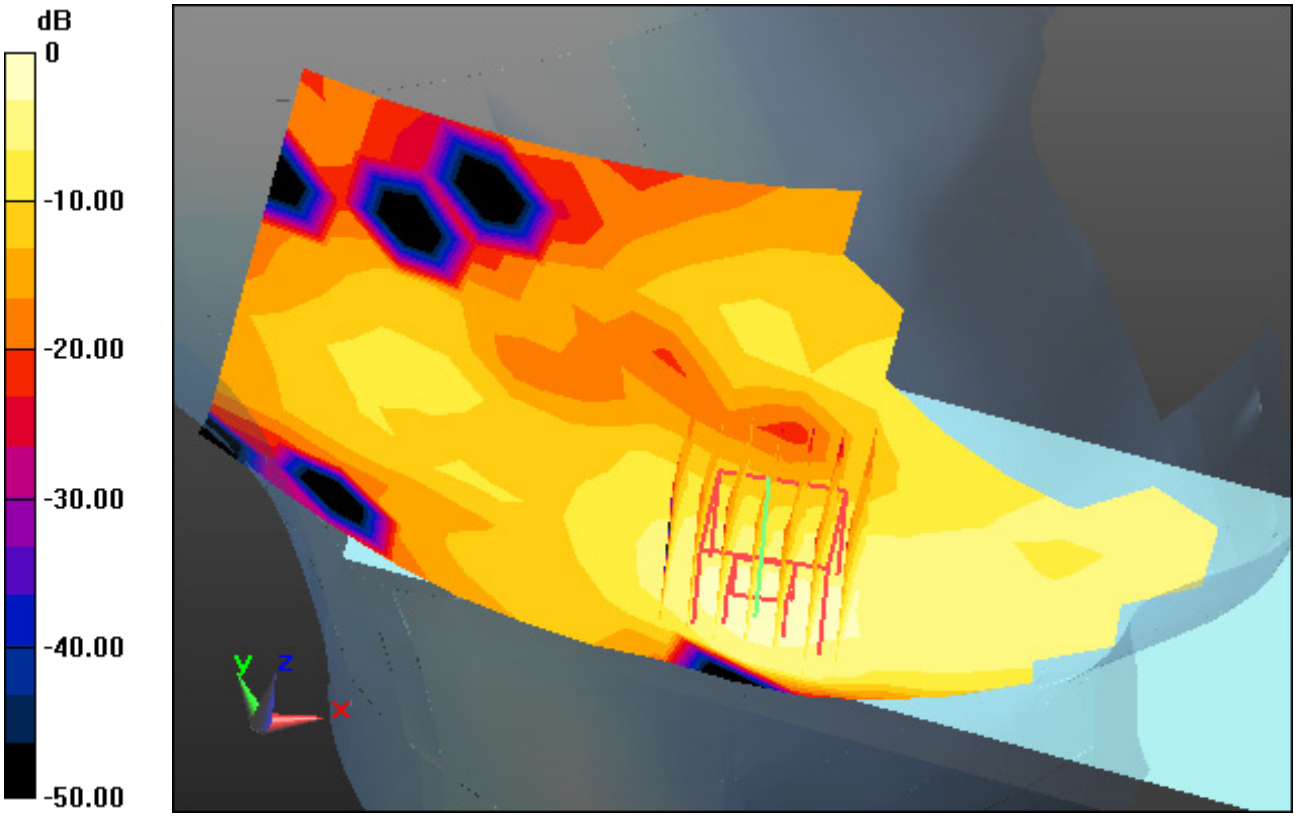

0 dB = 0.0606 W/kg

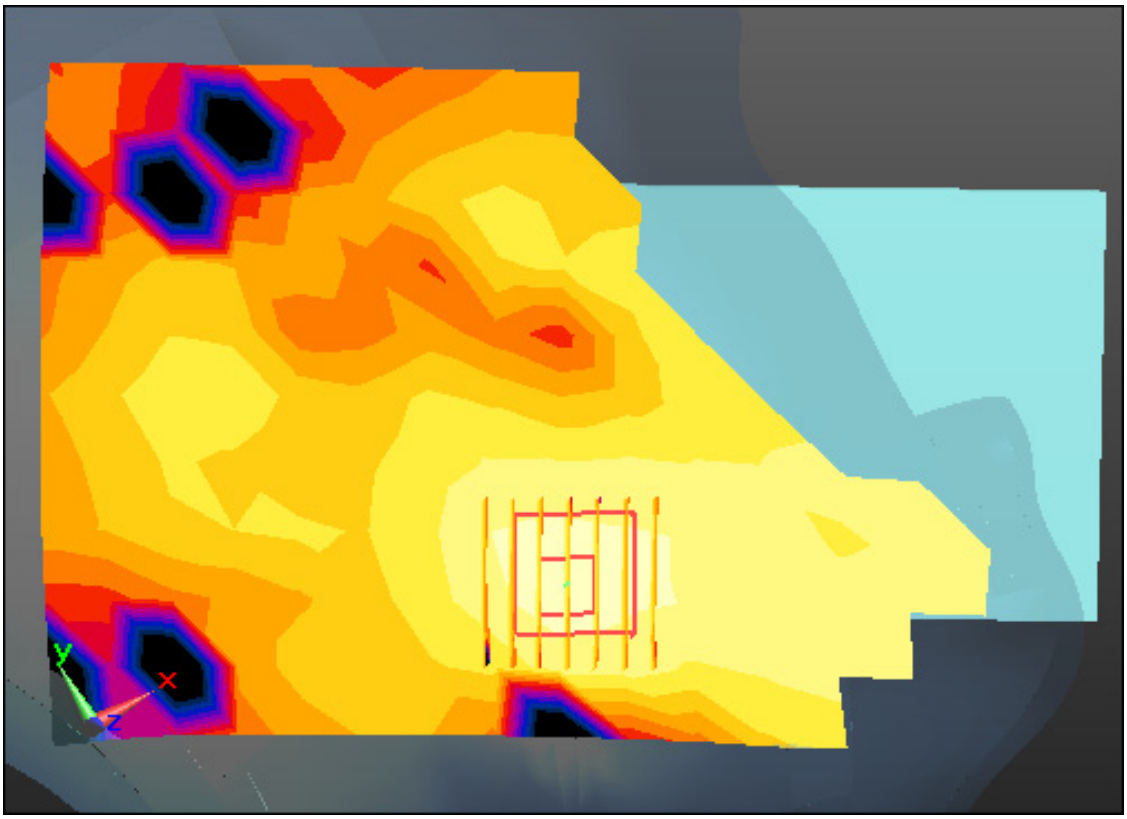

Enlarged Plot for A79

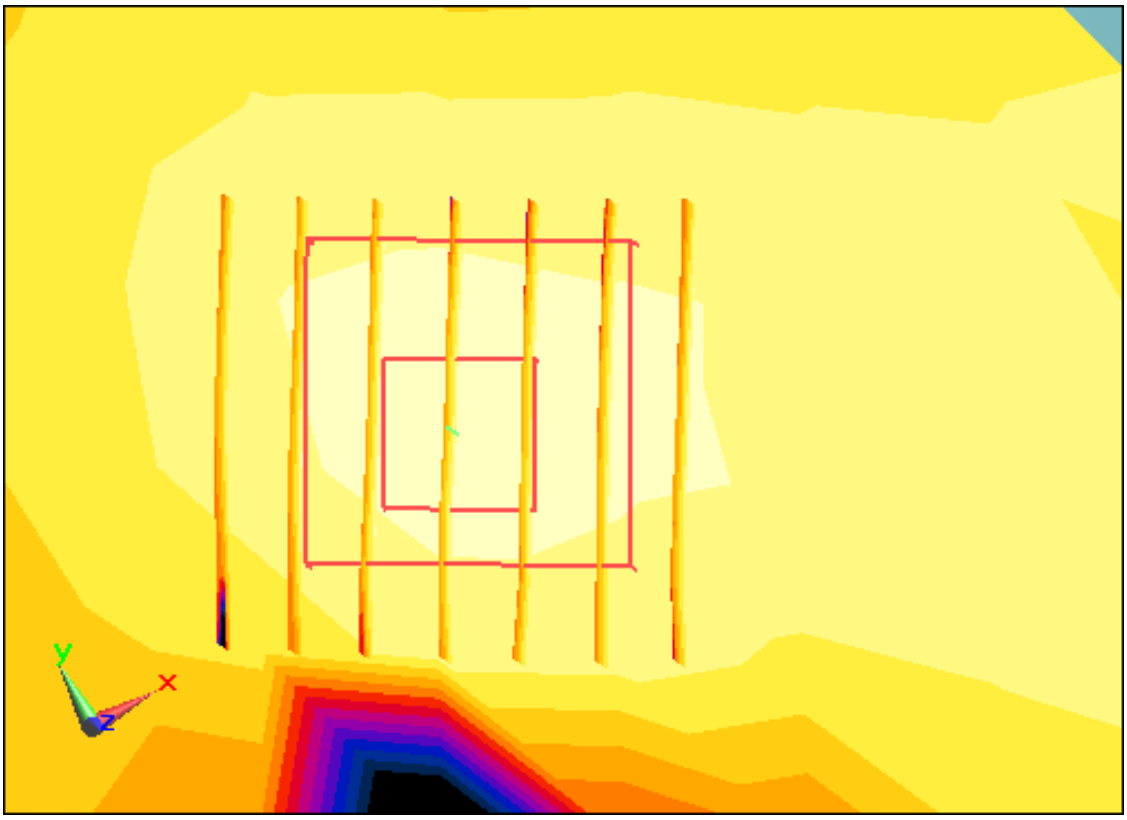

Enlarged Plot for A79

DT&C Co., Ltd.

DUT: LM-F100EMW; Type: Bar

Communication System: UID 0, 2.4 GHz W-LAN (0); Frequency: 2412 MHz;Duty Cycle: 1:1
Medium parameters used: f = 2412 MHz; σ = 1.735 S/m; ε_r = 38.325; ρ = 1000 kg/m^3
Phantom section: Right Section

DASY5 Configuration:
Probe: EX3DV4 - SN3933; ConvF(7.84, 7.84, 7.84); Calibrated: 9/27/2019 Electronics: DAE3 Sn520
Sensor-Surface: 2mm (Mechanical Surface Detection)
Phantom: SAM with CRP_2013_10_08_right; Type: QD000P40CD; Serial: TP:1785
Measurement SW: DASY52, Version 52.10 (3); SEMCAD X Version 14.6.13 (7474)

Test Date: 2020-08-24; Ambient Temp: 21.4; Tissue Temp: 21.1

Right Touch, WLAN(802.11b) Ch. 1, Ant Internal, Standard Battery, Ant.1

/Area Scan (11x17x1): Measurement grid: dx=12mm, dy=12mm
Zoom Scan (7x7x7)/Cube 0: Measurement grid: dx=5mm, dy=5mm, dz=5mm
Power Drift = 0.19 dB
Peak SAR (extrapolated) = 0.403 W/kg
SAR(1 g) = 0.192 W/kg; SAR(10 g) = 0.101 W/kg

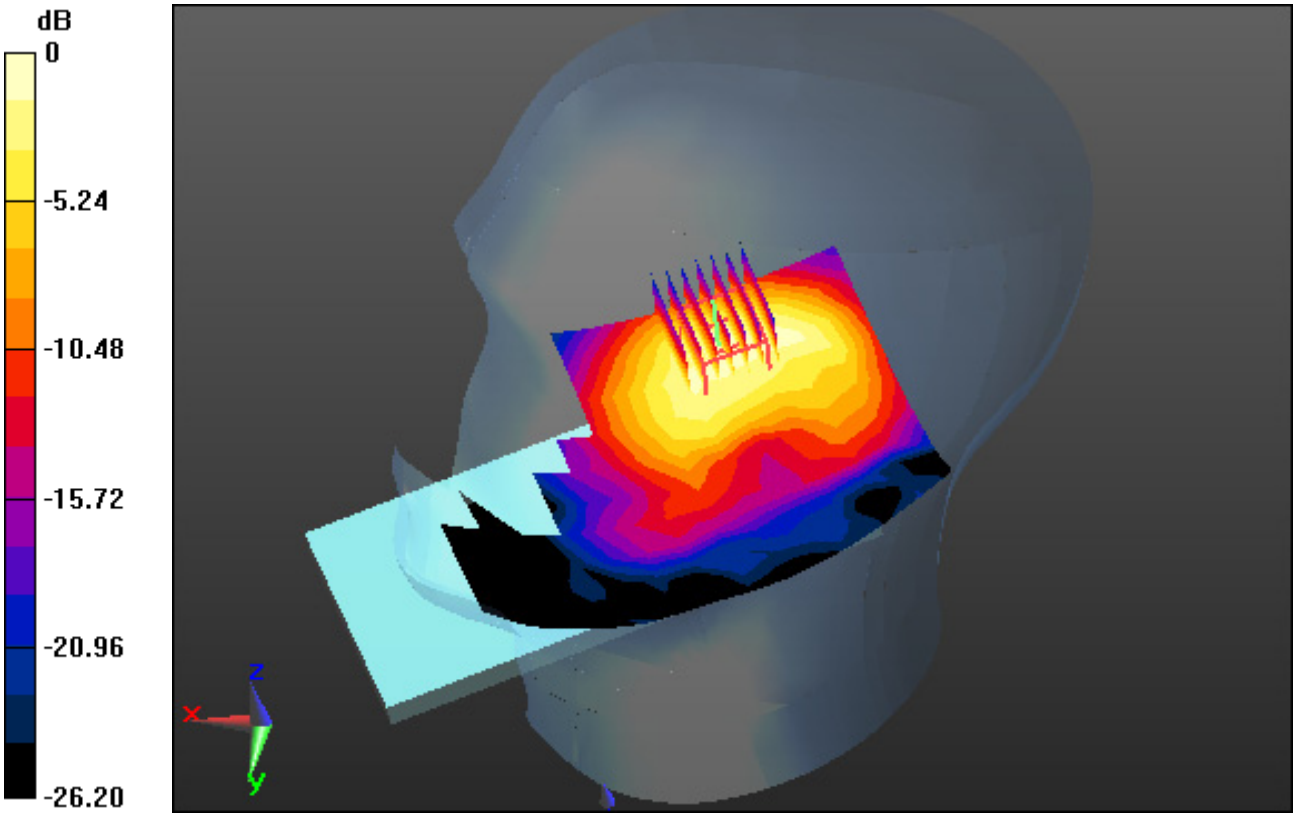

0 dB = 0.294 W/kg



Enlarged Plot for A80

DT&C Co., Ltd.

DUT: LM-F100EMW; Type: Bar

Communication System: UID 0, 2.4 GHz W-LAN (0); Frequency: 2412 MHz;Duty Cycle: 1:1
Medium parameters used: f = 2412 MHz; σ = 1.735 S/m; ε_r = 38.325; ρ = 1000 kg/m^3
Phantom section: Right Section

DASY5 Configuration:
Probe: EX3DV4 - SN3933; ConvF(7.84, 7.84, 7.84); Calibrated: 9/27/2019 Electronics: DAE3 Sn520
Sensor-Surface: 2mm (Mechanical Surface Detection)
Phantom: SAM with CRP_2013_10_08_right; Type: QD000P40CD; Serial: TP:1785
Measurement SW: DASY52, Version 52.10 (3); SEMCAD X Version 14.6.13 (7474)

Test Date: 2020-08-24; Ambient Temp: 21.4; Tissue Temp: 21.1

Right Tilt, WLAN(802.11b) Ch. 1, Ant Internal, Standard Battery, Ant.2

Area Scan (11x17x1): Measurement grid: dx=12mm, dy=12mm
Zoom Scan (7x7x7)/Cube 0: Measurement grid: dx=5mm, dy=5mm, dz=5mm
Power Drift = -0.17 dB
Peak SAR (extrapolated) = 0.255 W/kg
SAR(1 g) = 0.111 W/kg; SAR(10 g) = 0.049 W/kg

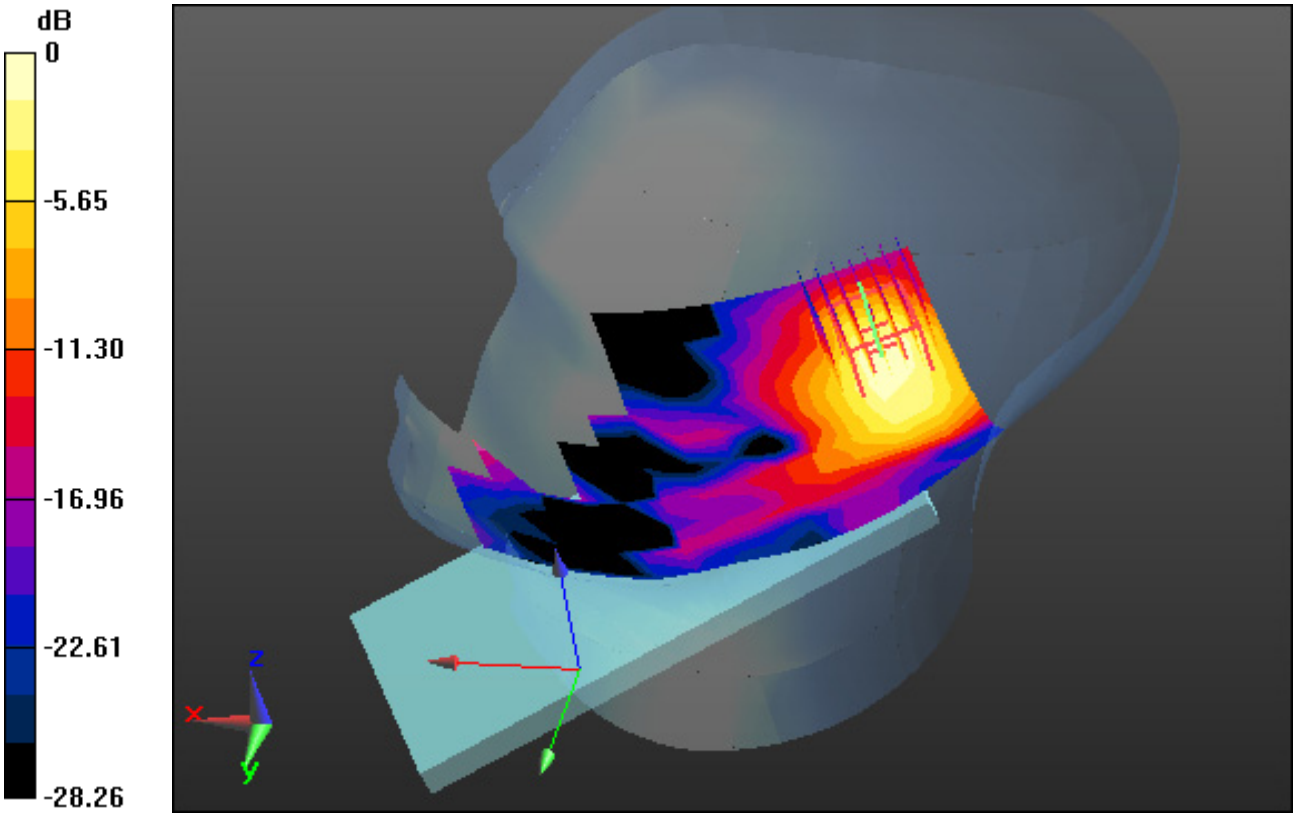

0 dB = 0.138 W/kg



Enlarged Plot for A81

DT&C Co., Ltd.

DUT: LM-F100EMW; Type: Bar

Communication System: UID 0, 2.4 GHz W-LAN (0); Frequency: 2412 MHz;Duty Cycle: 1:1
Medium parameters used: f = 2412 MHz; σ = 1.735 S/m; ε_r = 38.325; ρ = 1000 kg/m^3
Phantom section: Right Section

DASY5 Configuration:
Probe: EX3DV4 - SN3933; ConvF(7.84, 7.84, 7.84); Calibrated: 9/27/2019 Electronics: DAE3 Sn520
Sensor-Surface: 2mm (Mechanical Surface Detection)
Phantom: SAM with CRP_2013_10_08_right; Type: QD000P40CD; Serial: TP:1785
Measurement SW: DASY52, Version 52.10 (3); SEMCAD X Version 14.6.13 (7474)

Test Date: 2020-08-24; Ambient Temp: 21.4; Tissue Temp: 21.1

Right Tilt, WLAN(802.11g) Ch. 1, Ant Internal, Standard Battery, MIMO

Area Scan (11x17x1): Measurement grid: dx=12mm, dy=12mm
Zoom Scan (7x7x7)/Cube 0: Measurement grid: dx=5mm, dy=5mm, dz=5mm
Power Drift = 0.08 dB
Peak SAR (extrapolated) = 0.521 W/kg
SAR(1 g) = 0.232 W/kg; SAR(10 g) = 0.106 W/kg

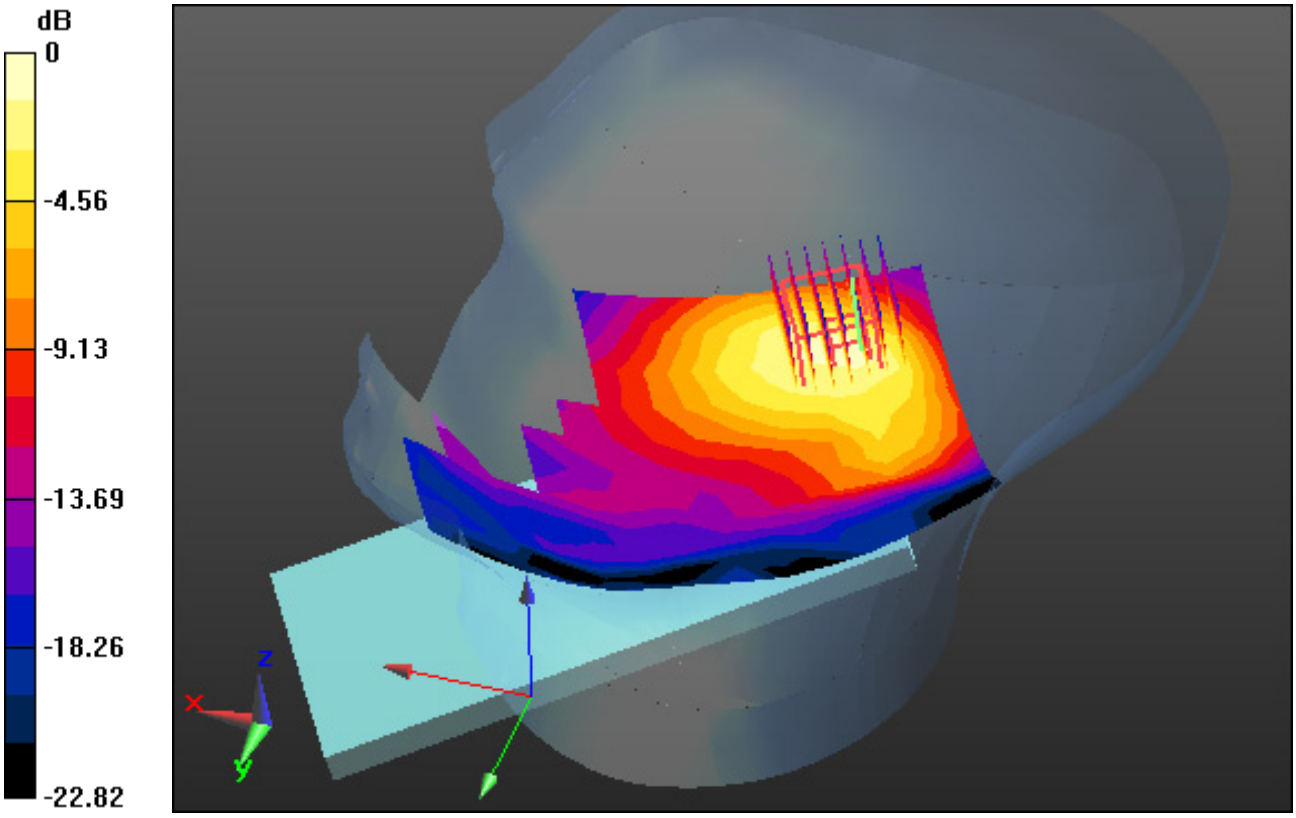

0 dB = 0.315 W/kg

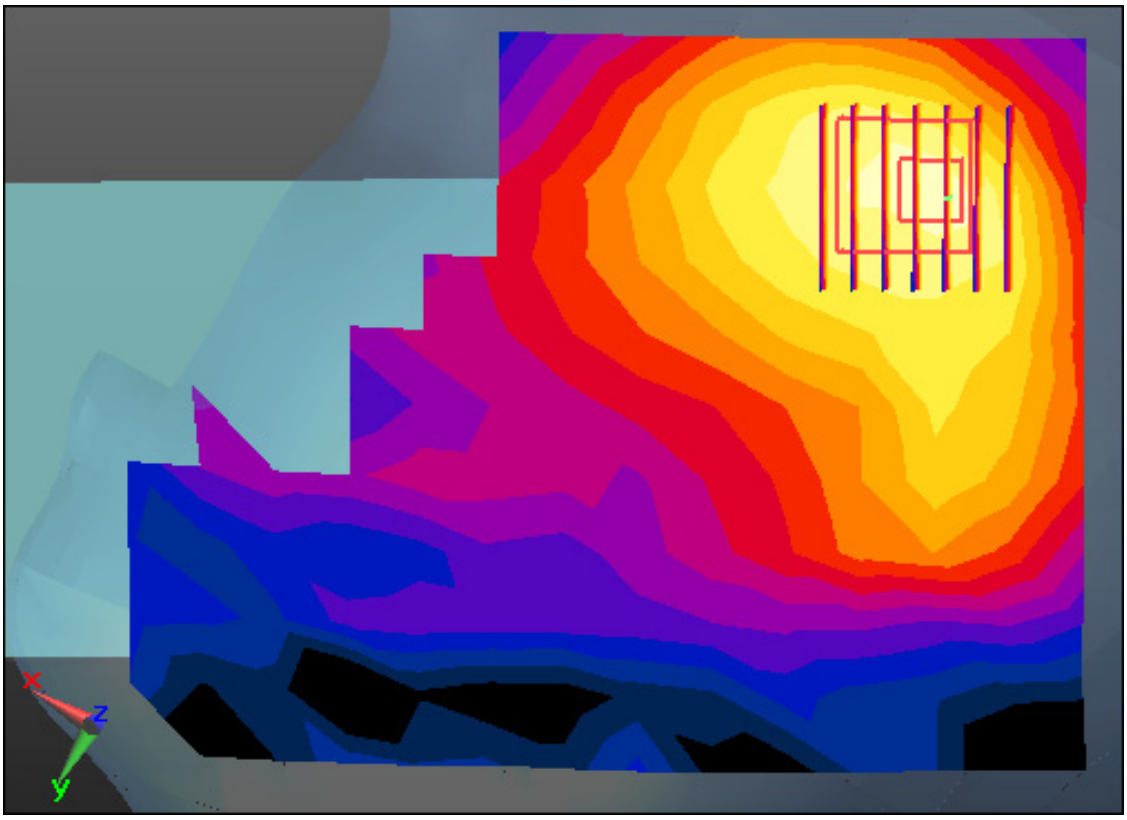

Enlarged Plot for A82

DT&C Co., Ltd.

DUT: LM-F100EMW; Type: Bar

Communication System: UID 0, W-LAN_5300 (0); Frequency: 5300 MHz;Duty Cycle: 1:1
Medium parameters used: f = 5300 MHz; σ = 4.863 S/m; ε_r = 35.035; ρ = 1000 kg/m^3
Phantom section: Right Section

DASY5 Configuration:
Probe: EX3DV4 - SN3933; ConvF(5.1, 5.1, 5.1); Calibrated: 9/27/2019 Electronics: DAE3 Sn520
Sensor-Surface: 1.4mm (Mechanical Surface Detection)
Phantom: SAM with CRP_2013_10_08_right; Type: QD000P40CD; Serial: TP:1785
Measurement SW: DASY52, Version 52.10 (3); SEMCAD X Version 14.6.13 (7474)

Test Date: 2020-08-25; Ambient Temp: 21.3; Tissue Temp: 21.0

Right Tilt, WLAN(802.11a) Ch. 60, Ant Internal, Standard Battery, Ant.2

Area Scan (13x21x1): Measurement grid: dx=10mm, dy=10mm
Zoom Scan (8x8x7)/Cube 0: Measurement grid: dx=4mm, dy=4mm, dz=1.4mm, Graded Ratio:1.4
Power Drift = 0.00 dB
Peak SAR (extrapolated) = 0.351 W/kg
SAR(1 g) = 0.088 W/kg; SAR(10 g) = 0.023 W/kg

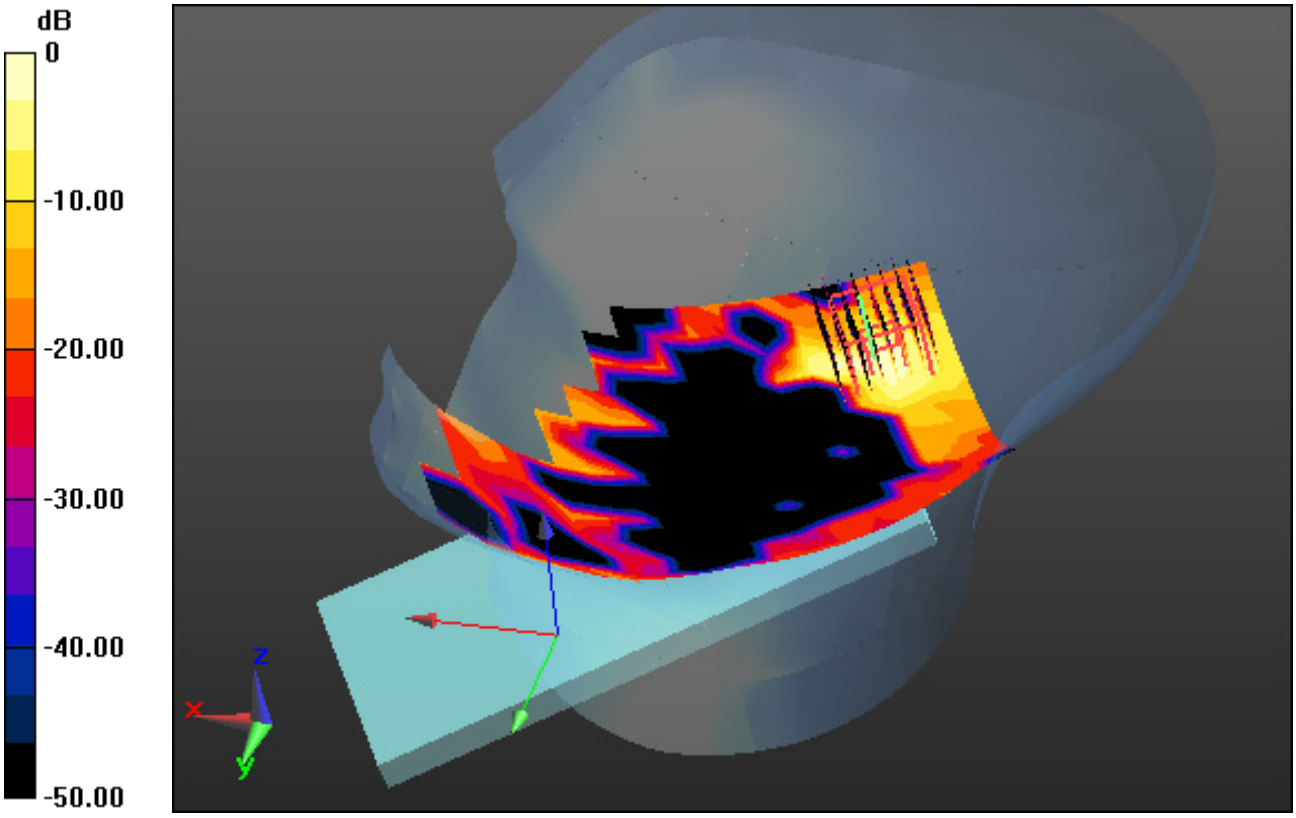

0 dB = 0.220 W/kg



Enlarged Plot for A83

DT&C Co., Ltd.

DUT: LM-F100EMW; Type: Bar

Communication System: UID 0, W-LAN_5 GHz(FCC) (0); Frequency: 5300 MHz;Duty Cycle: 1:1
Medium parameters used: f = 5300 MHz; σ = 5.54 S/m; ε_r = 48.358; ρ = 1000 kg/m^3
Phantom section: Flat Section

DASY5 Configuration:
Probe: EX3DV4 - SN3866; ConvF(4.51, 4.51, 4.51); Calibrated: 5/27/2020 Electronics: DAE4 Sn1392
Sensor-Surface: 1.4mm (Mechanical Surface Detection)
Phantom: SAM-twin middle_2013_09_24; Type: QD000P40CD; Serial: 1782
Measurement SW: DASY52, Version 52.10 (3); SEMCAD X Version 14.6.13 (7474)

Test Date: 2020-08-21; Ambient Temp: 21.6; Tissue Temp: 21.7

Touch from Body, Rear, WLAN(802.11a) Ch. 60, Ant Internal, Ant.2

Area Scan (15x23x1): Measurement grid: dx=10mm, dy=10mm
Zoom Scan (8x8x7)/Cube 0: Measurement grid: dx=4mm, dy=4mm, dz=1.4mm, Graded Ratio: 1.4
Power Drift = -0.18 dB
Peak SAR (extrapolated) = 10.0 W/kg
SAR(1 g) = 1.69 W/kg; SAR(10 g) = 0.453 W/kg

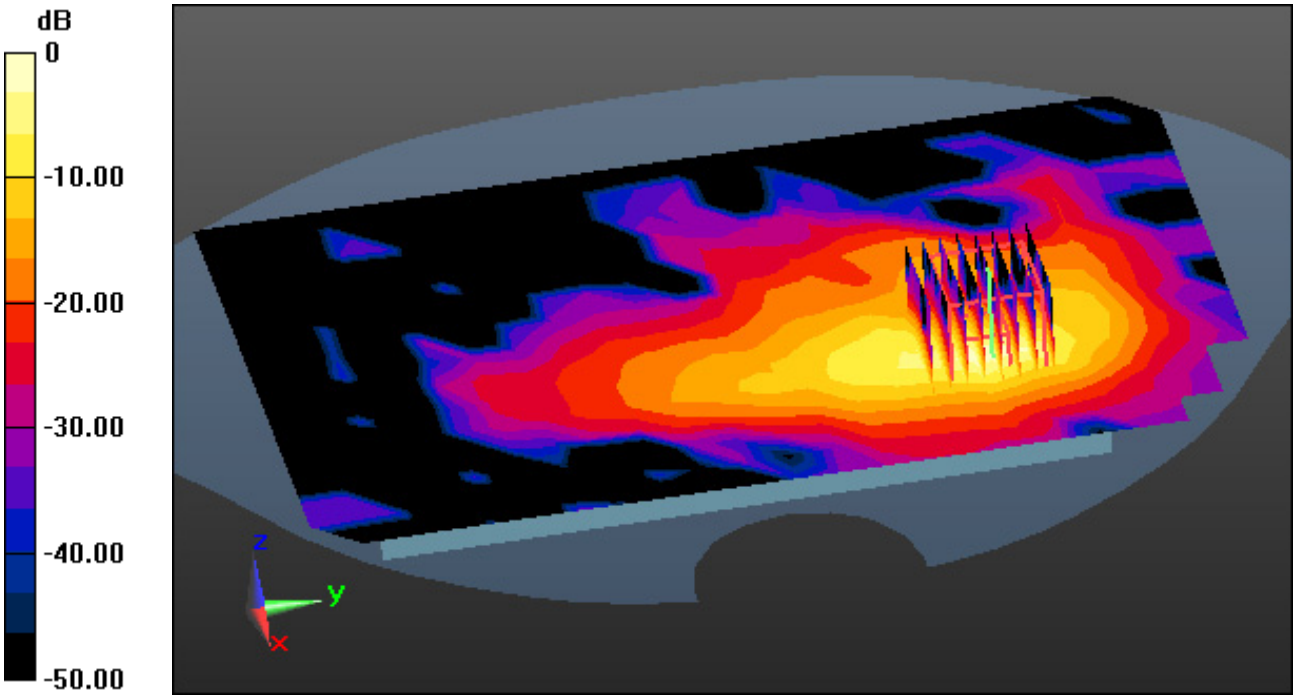

0 dB = 5.62 W/kg

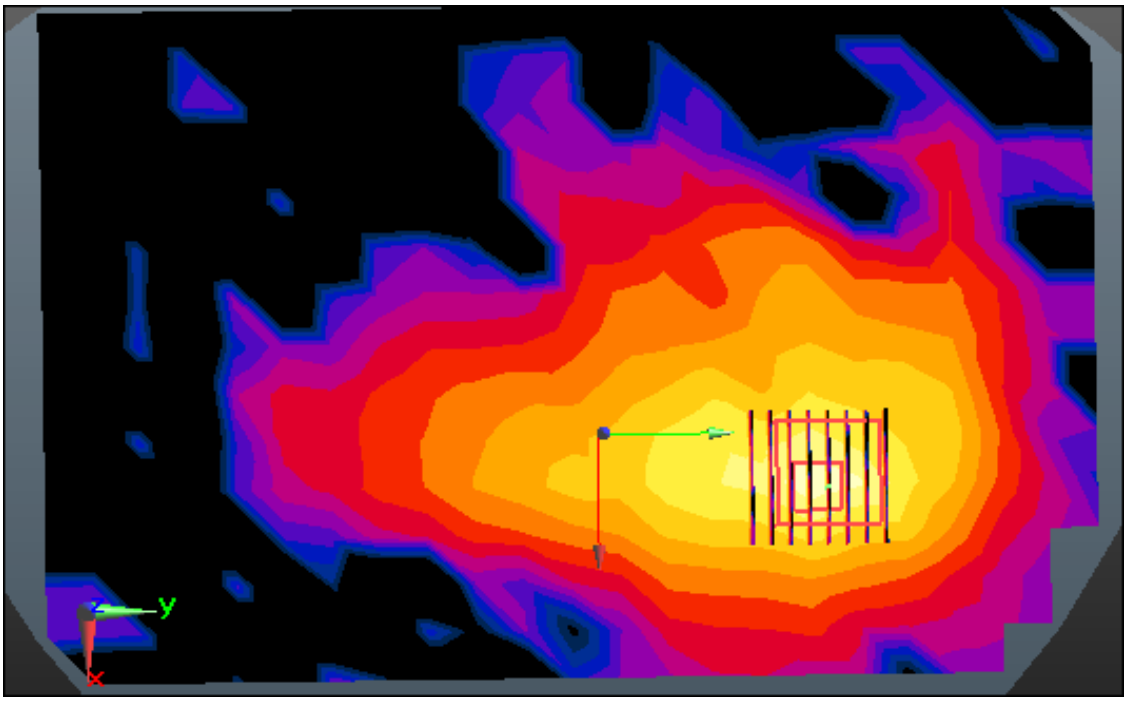

Enlarged Plot for A84

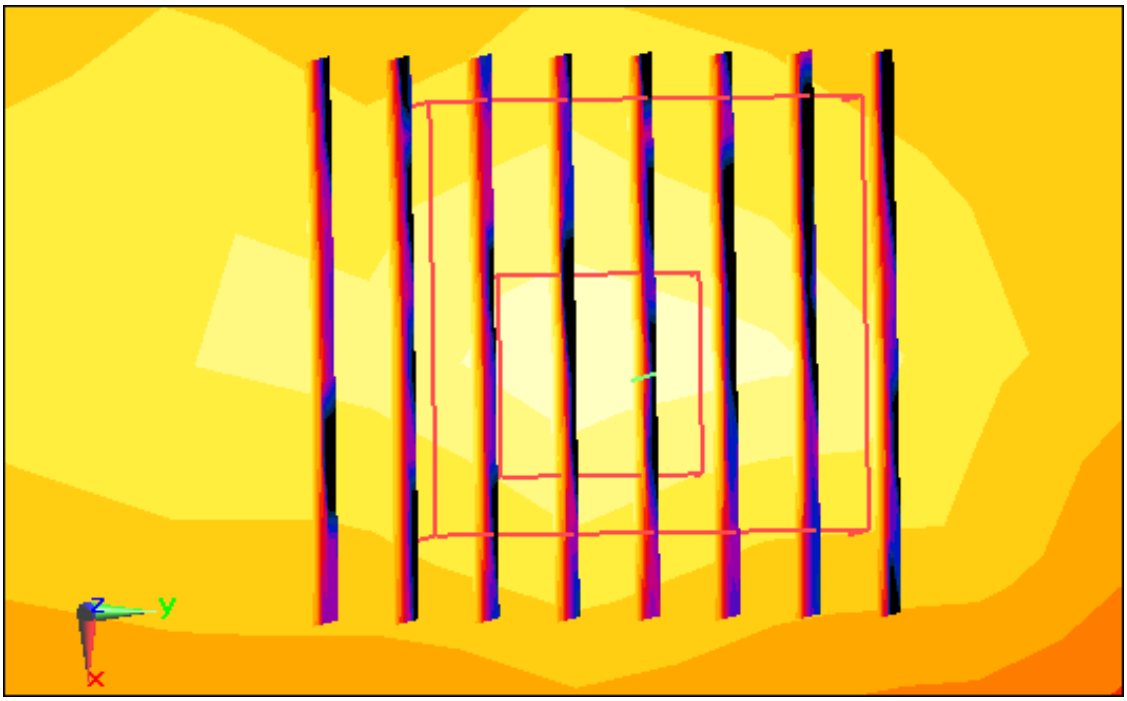

Enlarged Plot for A84

DT&C Co., Ltd.

DUT: LM-F100EMW; Type: Bar

Communication System: UID 0, W-LAN_5 GHz(FCC) (0); Frequency: 5260 MHz;Duty Cycle: 1:1
Medium parameters used: f = 5260 MHz; σ = 5.486 S/m; ε_r = 48.424; ρ = 1000 kg/m^3
Phantom section: Flat Section

DASY5 Configuration:
Probe: EX3DV4 - SN3866; ConvF(4.51, 4.51, 4.51); Calibrated: 5/27/2020 Electronics: DAE4 Sn1392
Sensor-Surface: 1.4mm (Mechanical Surface Detection)
Phantom: SAM-twin middle_2013_09_24; Type: QD000P40CD; Serial: 1782
Measurement SW: DASY52, Version 52.10 (3); SEMCAD X Version 14.6.13 (7474)

Test Date: 2020-08-21; Ambient Temp: 21.6; Tissue Temp: 21.7

Touch from Body, Rear, WLAN(802.11a) Ch. 52, Ant Internal, MIMO

Area Scan (15x23x1): Measurement grid: dx=10mm, dy=10mm
Zoom Scan (9x9x7)/Cube 0: Measurement grid: dx=4mm, dy=4mm, dz=1.4mm, Graded Ratio: 1.4
Power Drift = 0.05 dB
Peak SAR (extrapolated) = 10.7 W/kg
SAR(1 g) = 2.2 W/kg; SAR(10 g) = 0.658 W/kg

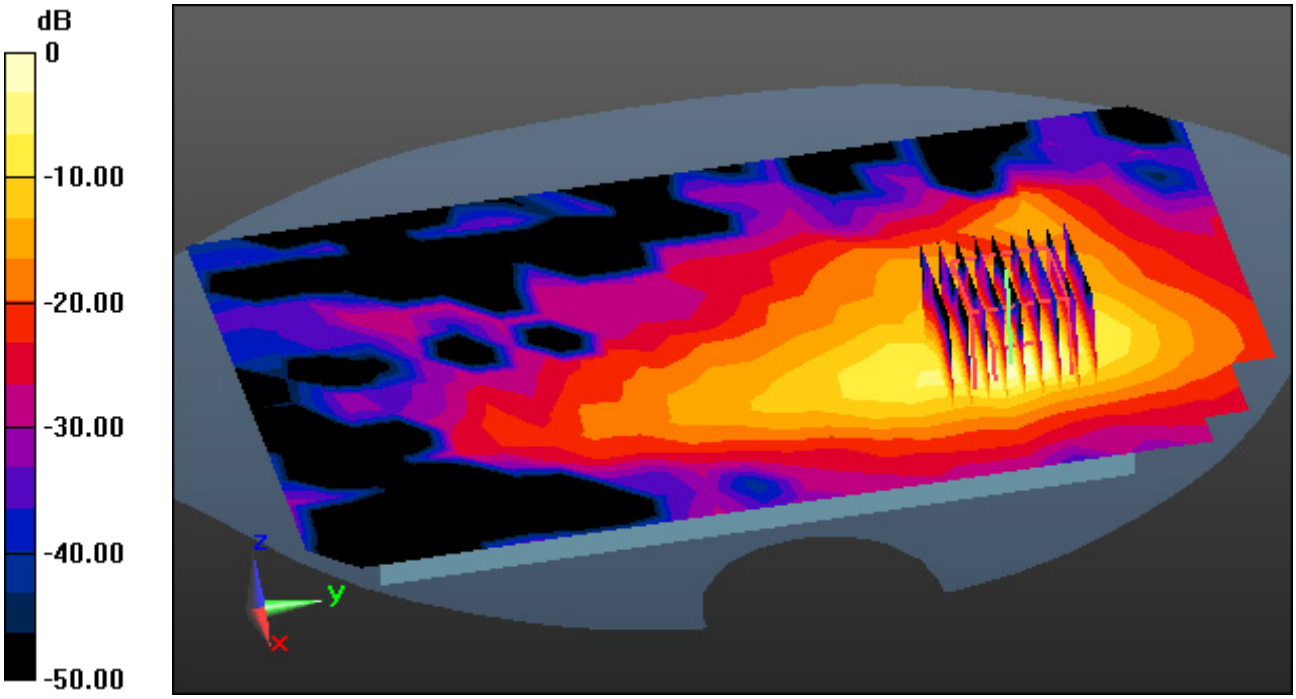

0 dB = 5.76 W/kg

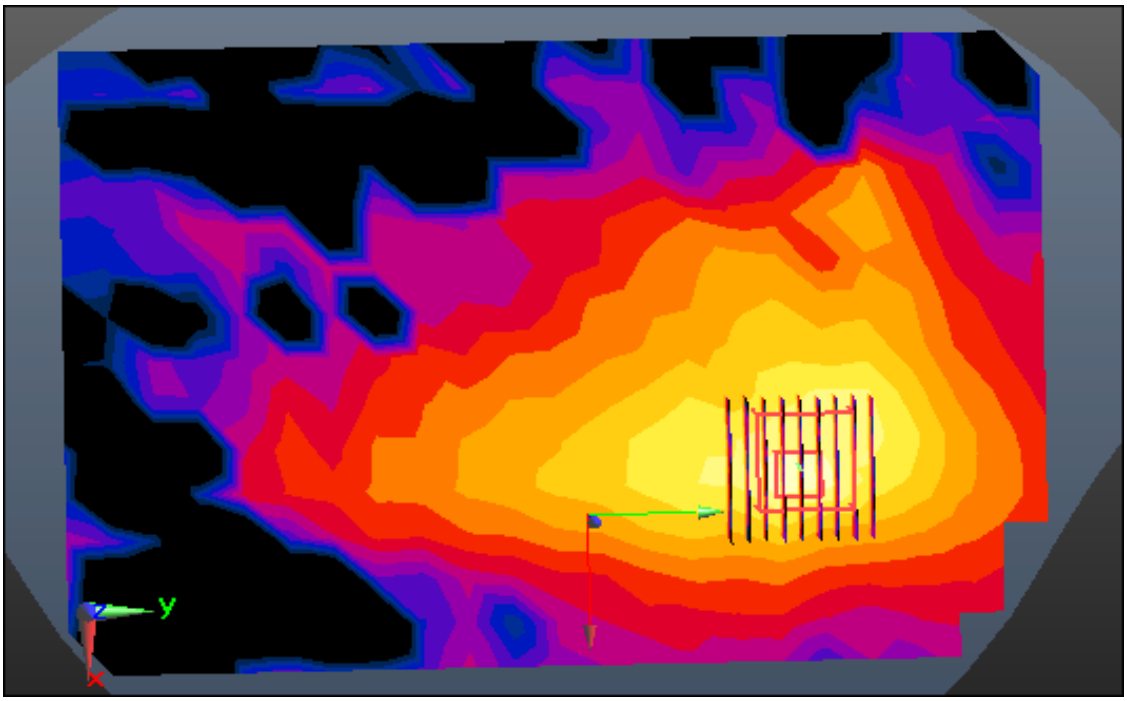

Enlarged Plot for A85



Enlarged Plot for A85

DT&C Co., Ltd.

DUT: LM-F100EMW; Type: Bar

Communication System: UID 0, W-LAN_5 GHz(FCC) (0); Frequency: 5660 MHz;Duty Cycle: 1:1
Medium parameters used: f = 5660 MHz; σ = 6.009 S/m; ε_r = 46.534; ρ = 1000 kg/m^3
Phantom section: Flat Section

DASY5 Configuration:
Probe: EX3DV4 - SN3866; ConvF(3.87, 3.87, 3.87); Calibrated: 5/27/2020 Electronics: DAE4 Sn1392
Sensor-Surface: 1.4mm (Mechanical Surface Detection)
Phantom: SAM-twin middle_2013_09_24; Type: QD000P40CD; Serial: 1782
Measurement SW: DASY52, Version 52.10 (3); SEMCAD X Version 14.6.13 (7474)

Test Date: 2020-08-24; Ambient Temp: 20.9; Tissue Temp: 21.0

Touch from Body, Rear, WLAN(802.11a) Ch. 132, Ant Internal, Ant.1

Area Scan (15x23x1): Measurement grid: dx=10mm, dy=10mm
Zoom Scan (8x8x7)/Cube 0: Measurement grid: dx=4mm, dy=4mm, dz=1.4mm, Graded Ratio: 1.4
Power Drift = 0.02 dB
Peak SAR (extrapolated) = 6.51 W/kg
SAR(1 g) = 1.39 W/kg; SAR(10 g) = 0.384 W/kg

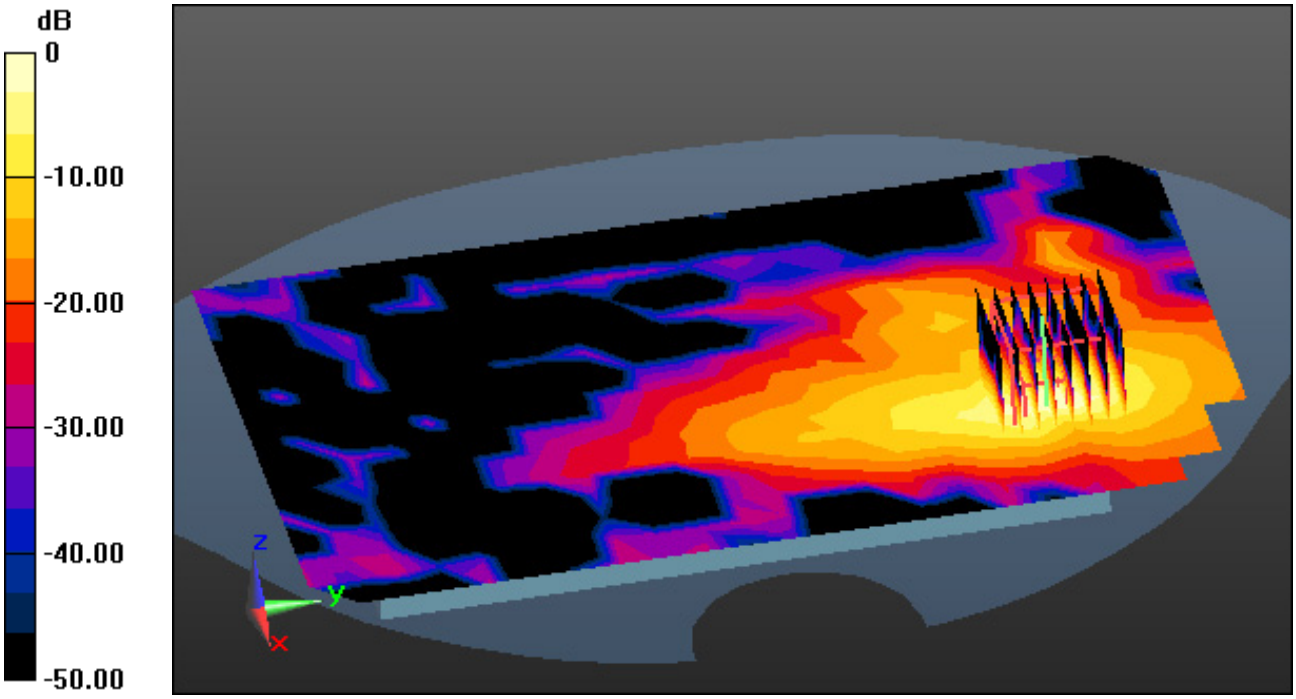

0 dB = 3.56 W/kg

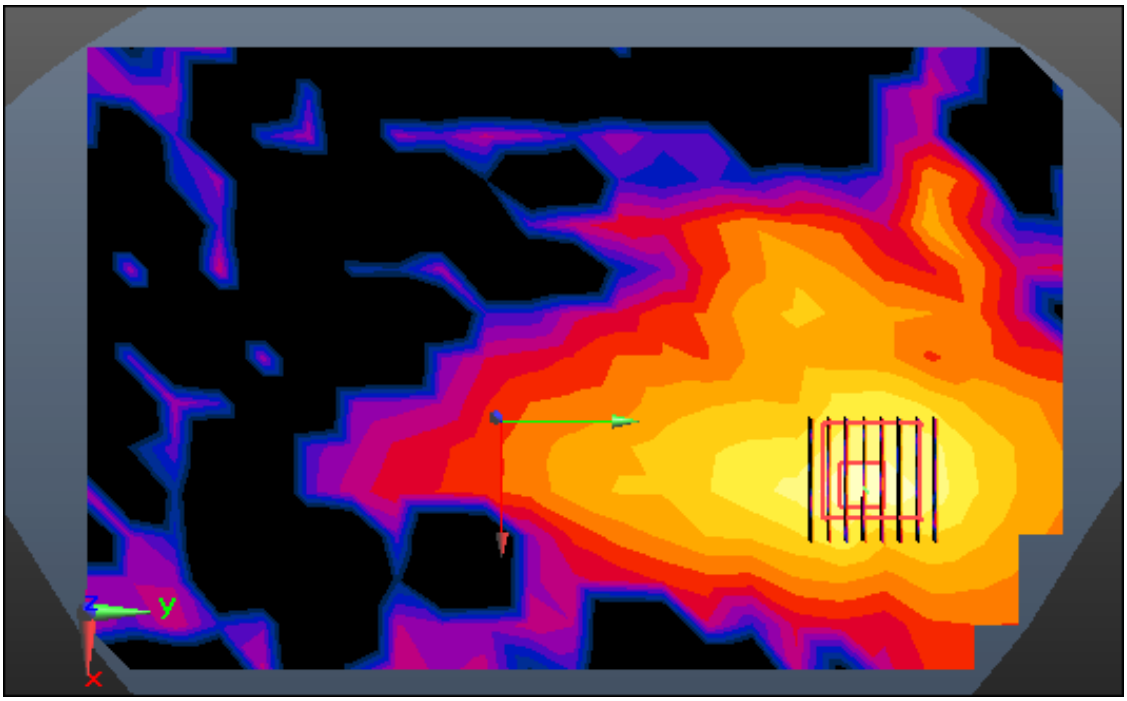

Enlarged Plot for A86

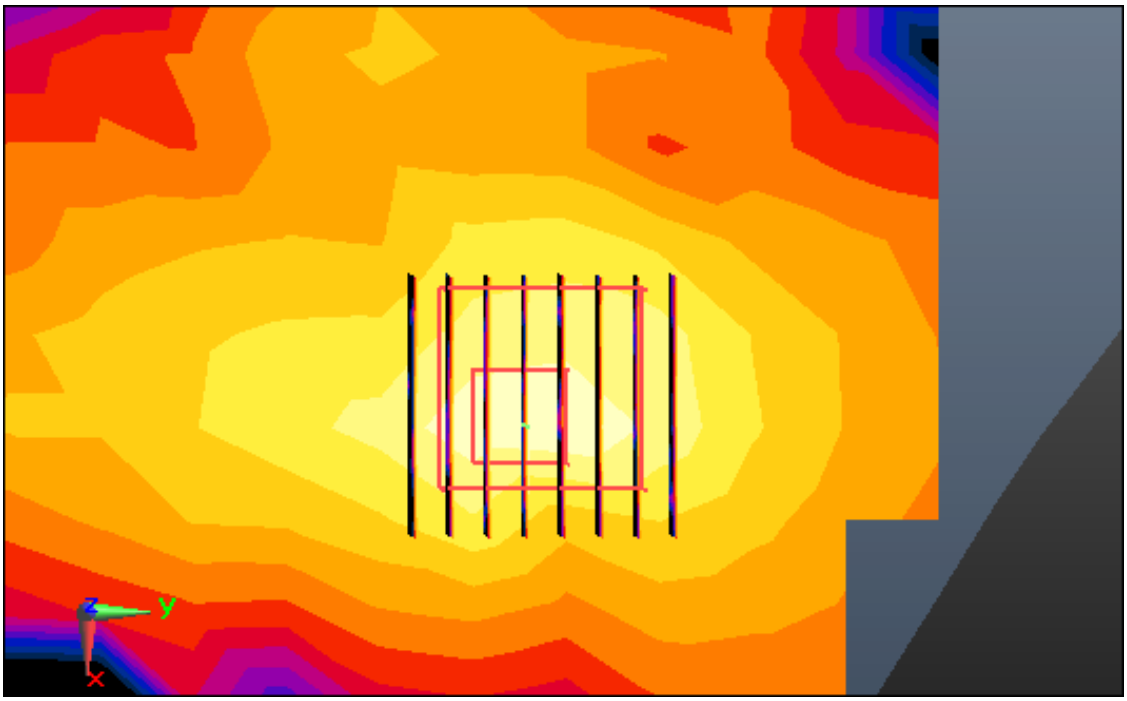

Enlarged Plot for A86

DT&C Co., Ltd.

DUT: LM-F100EMW; Type: Bar

Communication System: UID 0, W-LAN_5 GHz(FCC) (0); Frequency: 5500 MHz;Duty Cycle: 1:1
Medium parameters used: f = 5500 MHz; σ = 5.794 S/m; ε_r = 46.753; ρ = 1000 kg/m^3
Phantom section: Flat Section

DASY5 Configuration:
Probe: EX3DV4 - SN3866; ConvF(4.03, 4.03, 4.03); Calibrated: 5/27/2020 Electronics: DAE4 Sn1392
Sensor-Surface: 1.4mm (Mechanical Surface Detection)
Phantom: SAM-twin middle_2013_09_24; Type: QD000P40CD; Serial: 1782
Measurement SW: DASY52, Version 52.10 (3); SEMCAD X Version 14.6.13 (7474)

Test Date: 2020-08-24; Ambient Temp: 20.9; Tissue Temp: 21.0

Touch from Body, Rear, WLAN(802.11a) Ch. 100, Ant Internal, Ant.2

Area Scan (15x23x1): Measurement grid: dx=10mm, dy=10mm
Zoom Scan (9x9x7)/Cube 0: Measurement grid: dx=4mm, dy=4mm, dz=1.4mm, Graded Ratio: 1.4
Power Drift = -0.07 dB
Peak SAR (extrapolated) = 7.81 W/kg
SAR(1 g) = 1.4 W/kg; SAR(10 g) = 0.346 W/kg

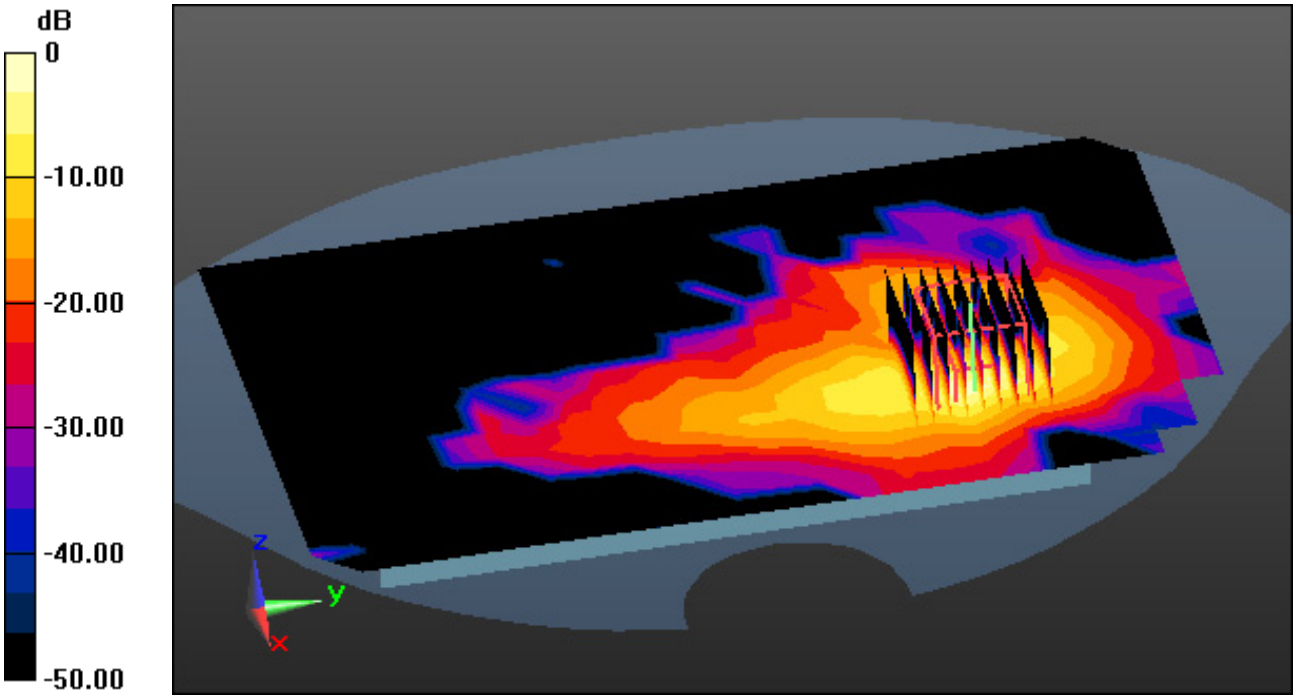

0 dB = 4.40 W/kg

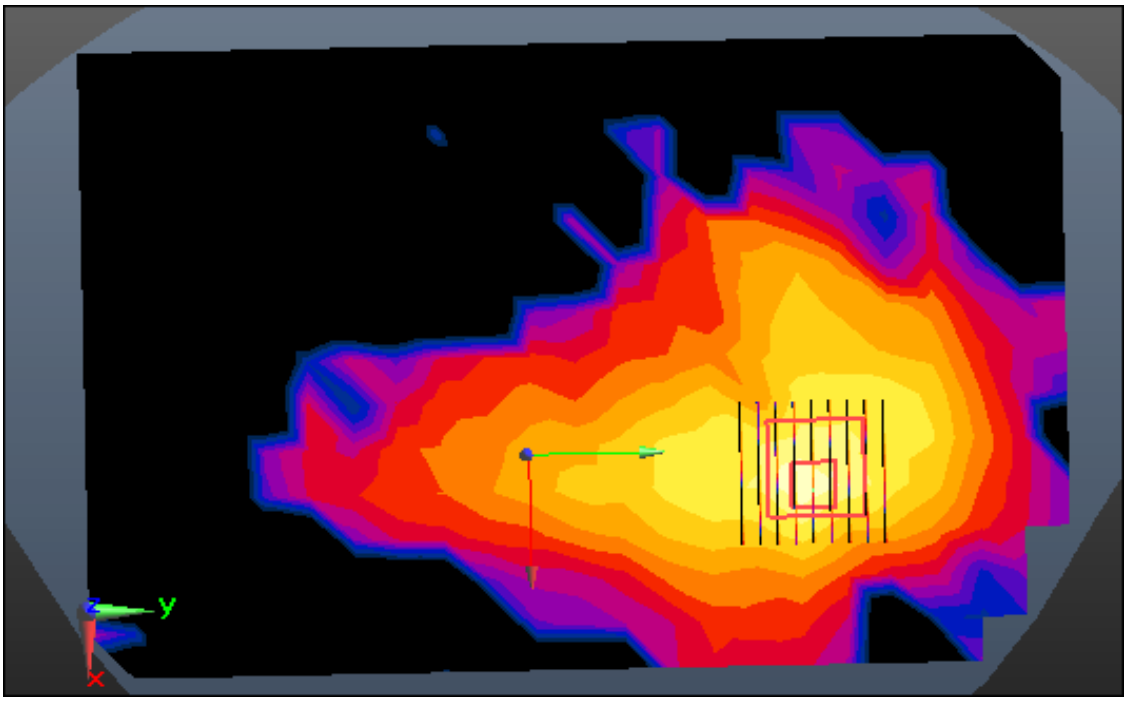

Enlarged Plot for A87

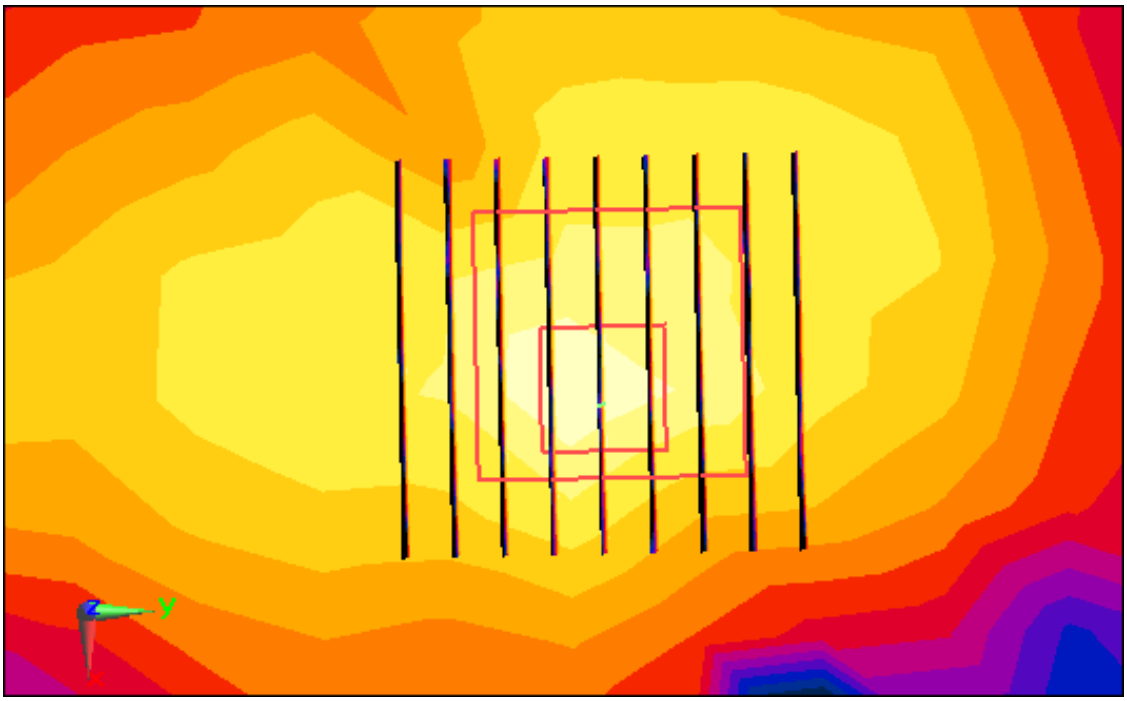

Enlarged Plot for A87

DT&C Co., Ltd.

DUT: LM-F100EMW; Type: Bar

Communication System: UID 0, W-LAN_5 GHz(FCC) (0); Frequency: 5825 MHz;Duty Cycle: 1:1
Medium parameters used: f = 5825 MHz; σ = 6.066 S/m; ε_r = 47.008; ρ = 1000 kg/m^3
Phantom section: Flat Section

DASY5 Configuration:
Probe: EX3DV4 - SN3866; ConvF(4, 4, 4); Calibrated: 5/27/2020 Electronics: DAE4 Sn1392
Sensor-Surface: 1.4mm (Mechanical Surface Detection)
Phantom: SAM-twin middle_2013_09_24; Type: QD000P40CD; Serial: 1782
Measurement SW: DASY52, Version 52.10 (3); SEMCAD X Version 14.6.13 (7474)

Test Date: 2020-08-25; Ambient Temp: 20.6; Tissue Temp: 20.5

Touch from Body, Rear, WLAN(802.11a) Ch. 165, Ant Internal, Ant.1

Area Scan (15x23x1): Measurement grid: dx=10mm, dy=10mm
Zoom Scan (9x9x7)/Cube 0: Measurement grid: dx=4mm, dy=4mm, dz=1.4mm, Graded Ratio: 1.4
Power Drift = -0.18 dB
Peak SAR (extrapolated) = 5.51 W/kg
SAR(1 g) = 1 W/kg; SAR(10 g) = 0.310 W/kg

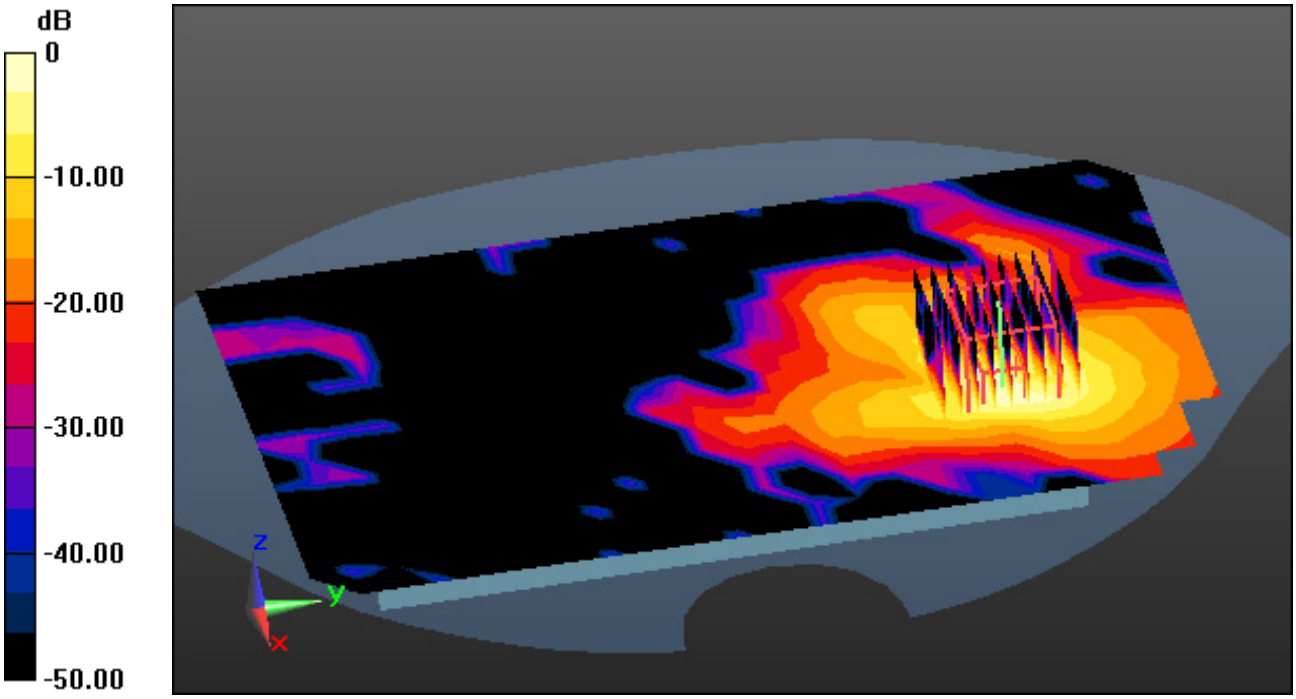

0 dB = 2.96 W/kg

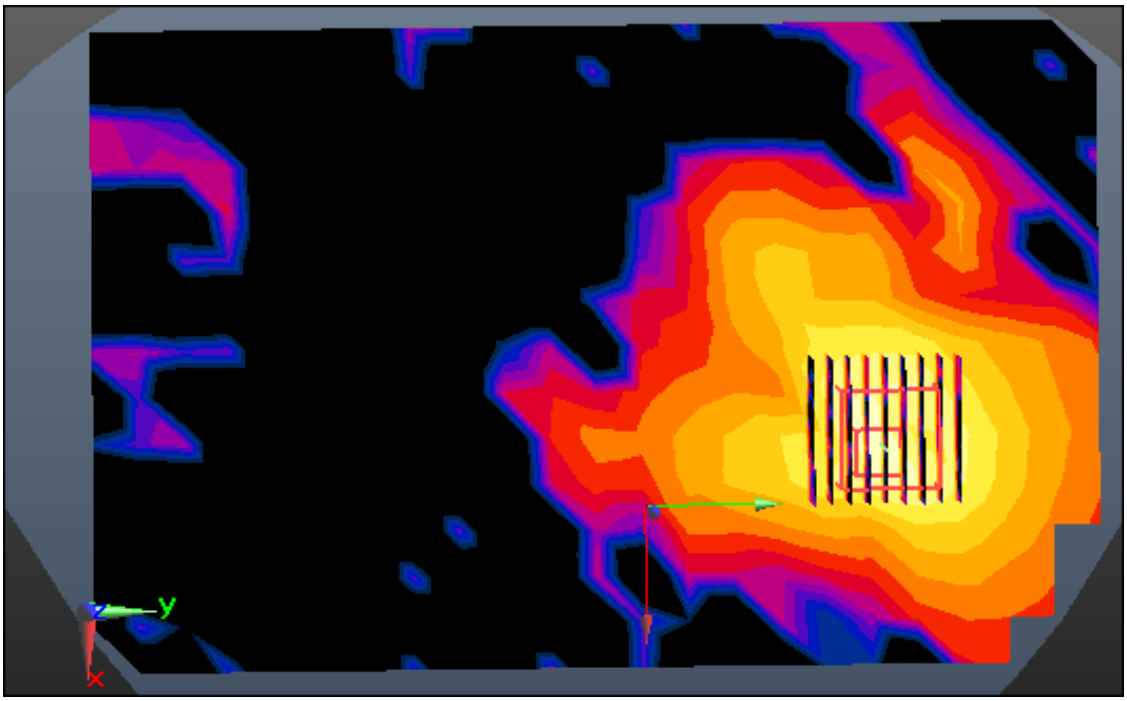

Enlarged Plot for A88



Enlarged Plot for A88