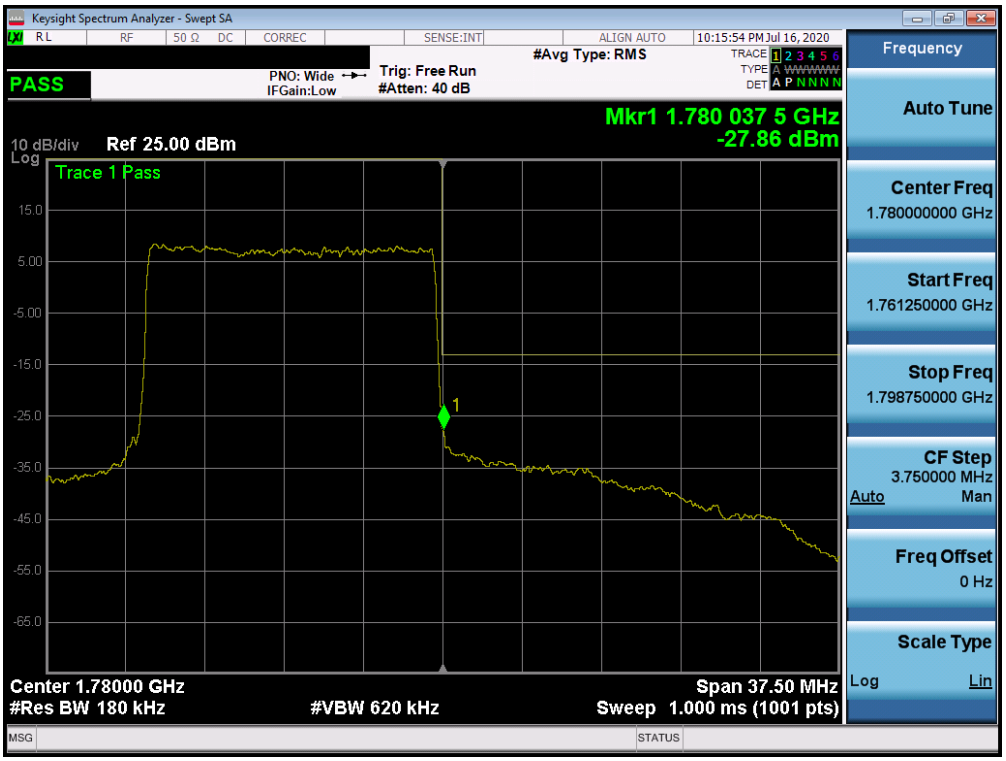

Plot 7-478. Upper Band Edge Plot (n66 - 15MHz DFT-s-OFDM-QPSK - Full RB Configuration)

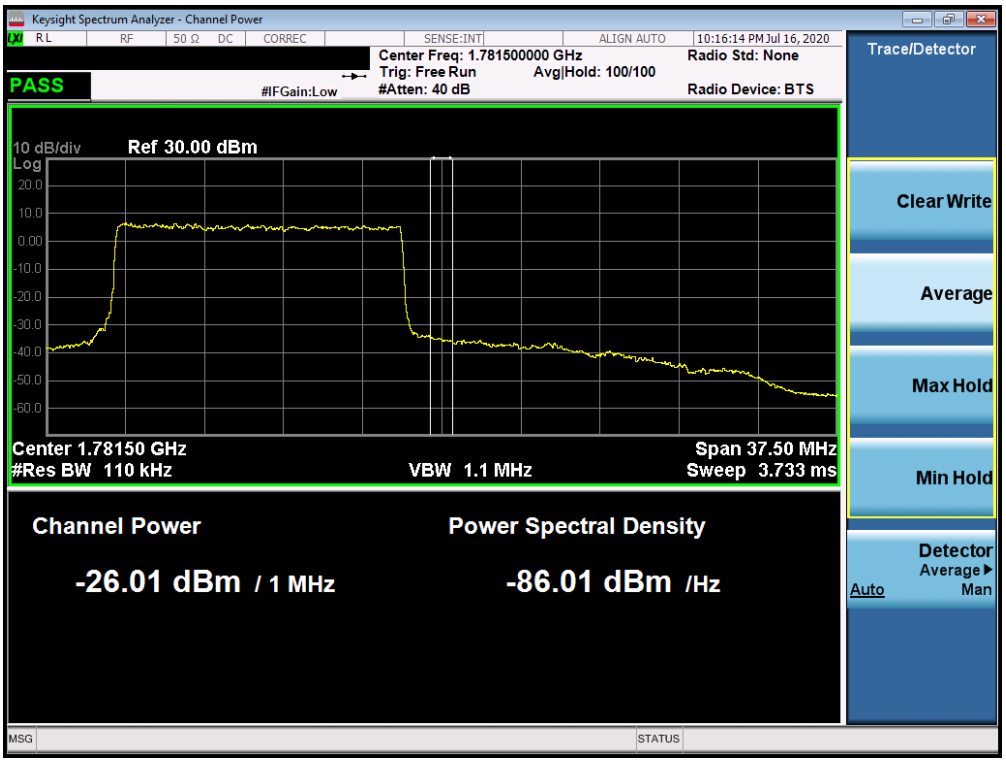

Plot 7-479. Upper Extended Band Edge Plot (n66 - 15MHz DFT-s-OFDM-QPSK - Full RB Configuration)

© 2020 PCTEST
All rights reserved. Unless otherwise specified, no part of this report may be reproduced or utilized in any part, form or by any means, electronic or mechanical, including photocopying and microfilm, without permission in writing from PCTEST. If you have any questions about this international copyright or have an enquiry about obtaining additional rights to this report or assembly of contents thereof, please contact INFO@PCTEST.COM.

Plot 7-480. Lower Band Edge Plot (n66 - 20MHz DFT-s-OFDM-QPSK - Full RB Configuration)

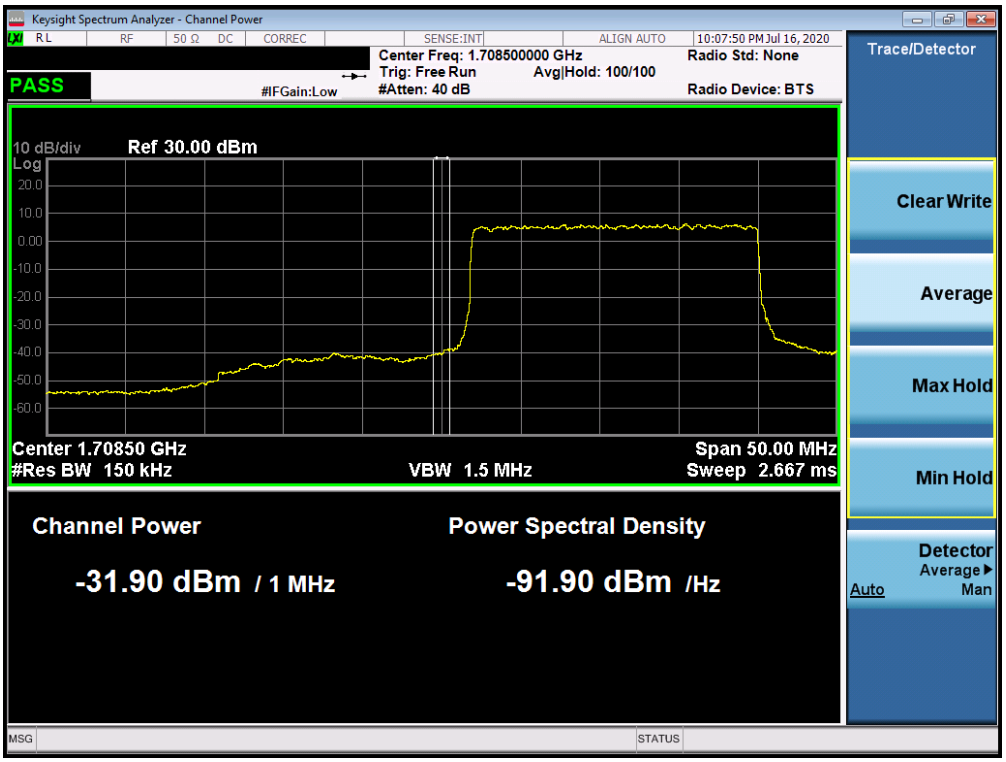

Plot 7-481. Lower Extended Band Edge Plot (n66 - 20MHz DFT-s-OFDM-QPSK - Full RB Configuration)

© 2020 PCTEST
All rights reserved. Unless otherwise specified, no part of this report may be reproduced or utilized in any part, form or by any means, electronic or mechanical, including photocopying and microfilm, without permission in writing from PCTEST. If you have any questions about this international copyright or have an enquiry about obtaining additional rights to this report or assembly of contents thereof, please contact INFO@PCTEST.COM.

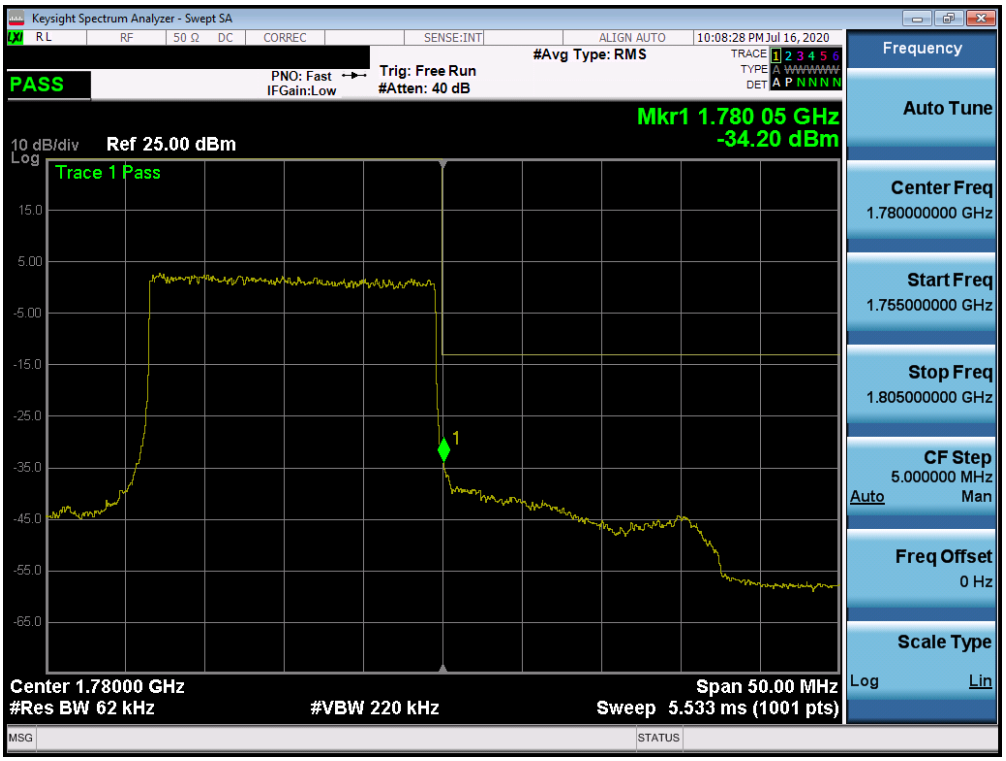

Plot 7-482. Upper Band Edge Plot (n66 - 20MHz DFT-s-OFDM-QPSK - Full RB Configuration)

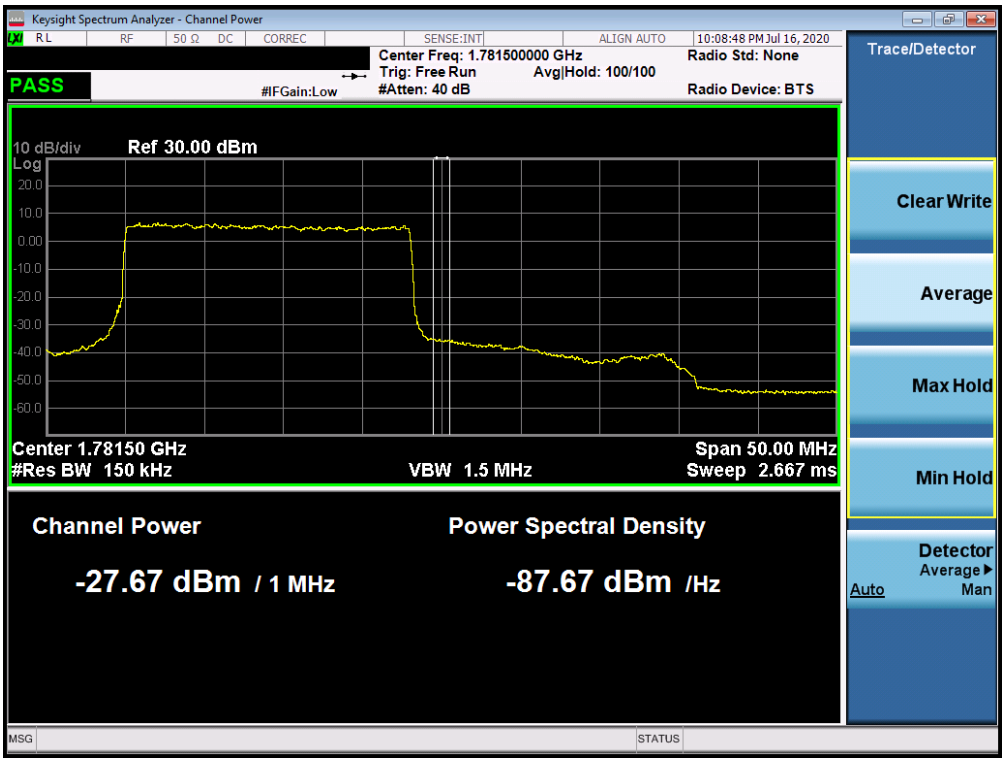

Plot 7-483. Upper Extended Band Edge Plot (n66 - 20MHz DFT-s-OFDM-QPSK - Full RB Configuration)

© 2020 PCTEST
All rights reserved. Unless otherwise specified, no part of this report may be reproduced or utilized in any part, form or by any means, electronic or mechanical, including photocopying and microfilm, without permission in writing from PCTEST. If you have any questions about this international copyright or have an enquiry about obtaining additional rights to this report or assembly of contents thereof, please contact INFO@PCTEST.COM.

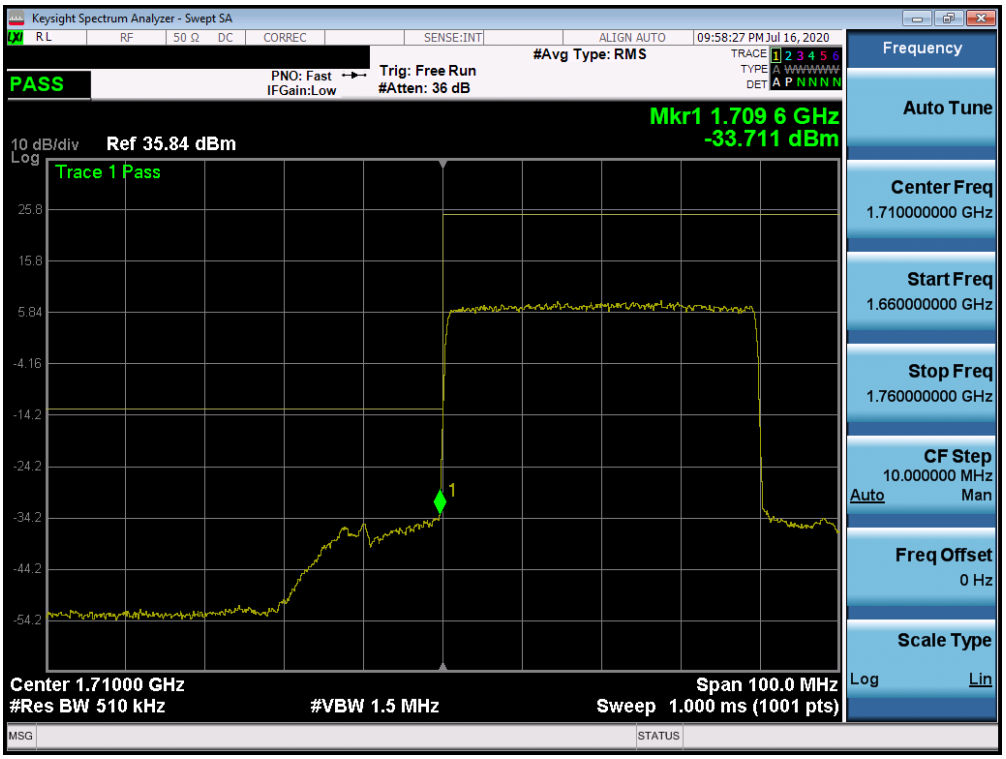

Plot 7-484. Lower Band Edge Plot (n66 - 40MHz DFT-s-OFDM-QPSK - Full RB Configuration)

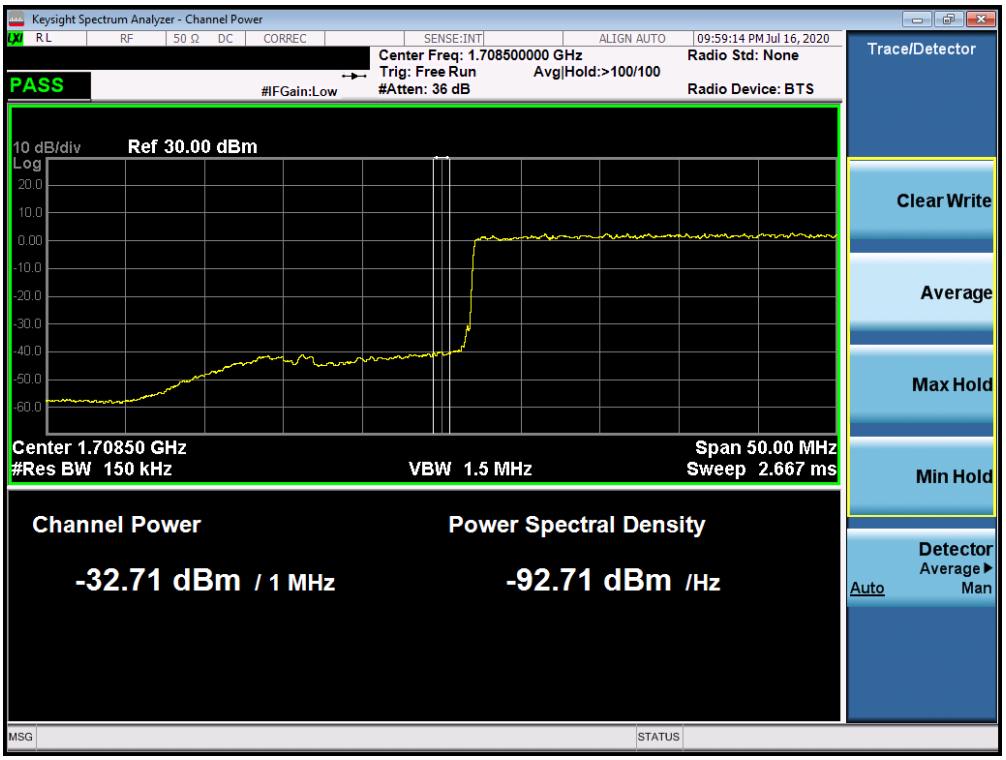

Plot 7-485. Lower Extended Band Edge Plot (n66 - 40MHz DFT-s-OFDM-QPSK - Full RB Configuration)

© 2020 PCTEST
All rights reserved. Unless otherwise specified, no part of this report may be reproduced or utilized in any part, form or by any means, electronic or mechanical, including photocopying and microfilm, without permission in writing from PCTEST. If you have any questions about this international copyright or have an enquiry about obtaining additional rights to this report or assembly of contents thereof, please contact INFO@PCTEST.COM.

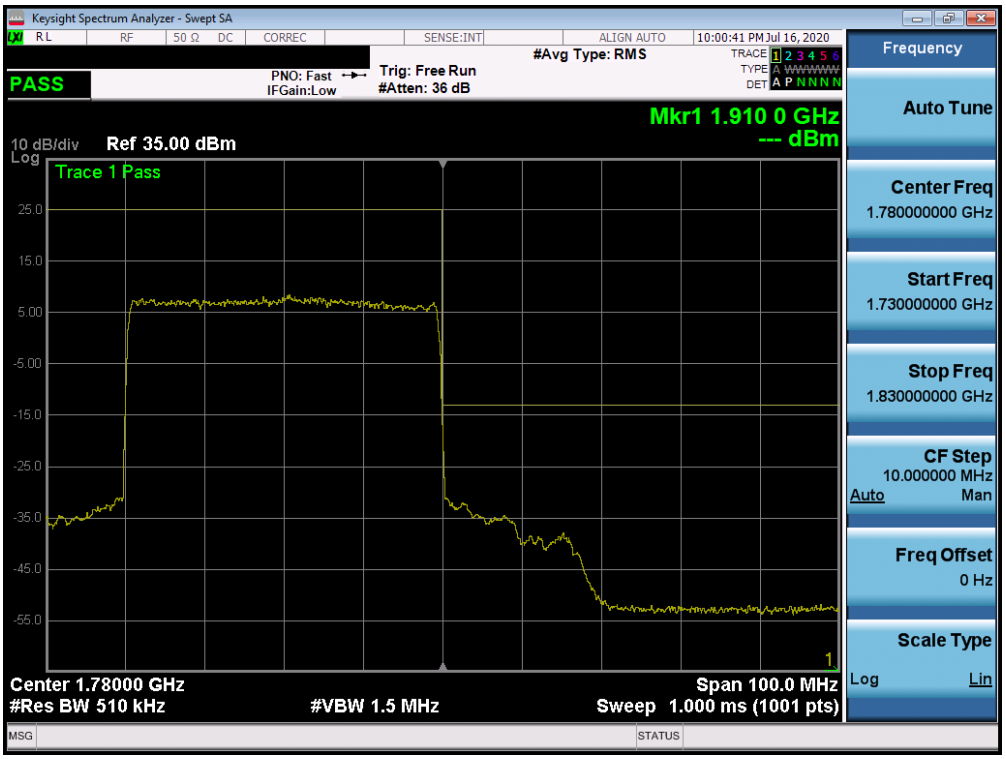

Plot 7-486. Upper Band Edge Plot (n66 - 40MHz DFT-s-OFDM-QPSK - Full RB Configuration)

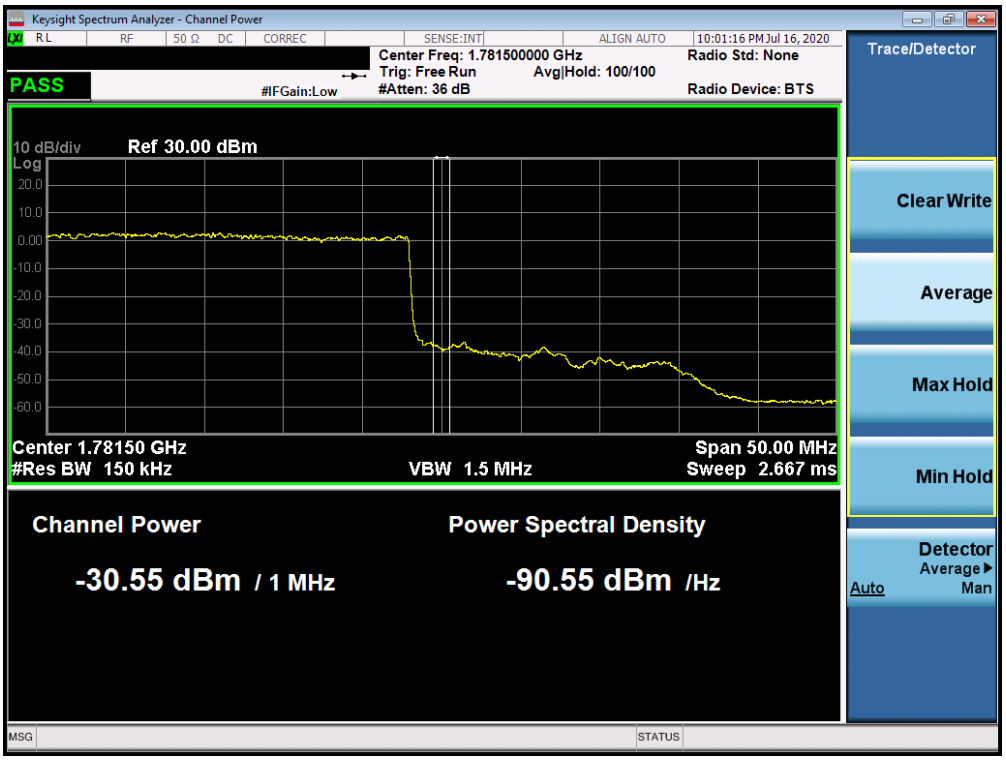

Plot 7-487. Upper Extended Band Edge Plot (n66 - 40MHz DFT-s-OFDM-QPSK - Full RB Configuration)

© 2020 PCTEST
All rights reserved. Unless otherwise specified, no part of this report may be reproduced or utilized in any part, form or by any means, electronic or mechanical, including photocopying and microfilm, without permission in writing from PCTEST. If you have any questions about this international copyright or have an enquiry about obtaining additional rights to this report or assembly of contents thereof, please contact INFO@PCTEST.COM.

Band 25/2

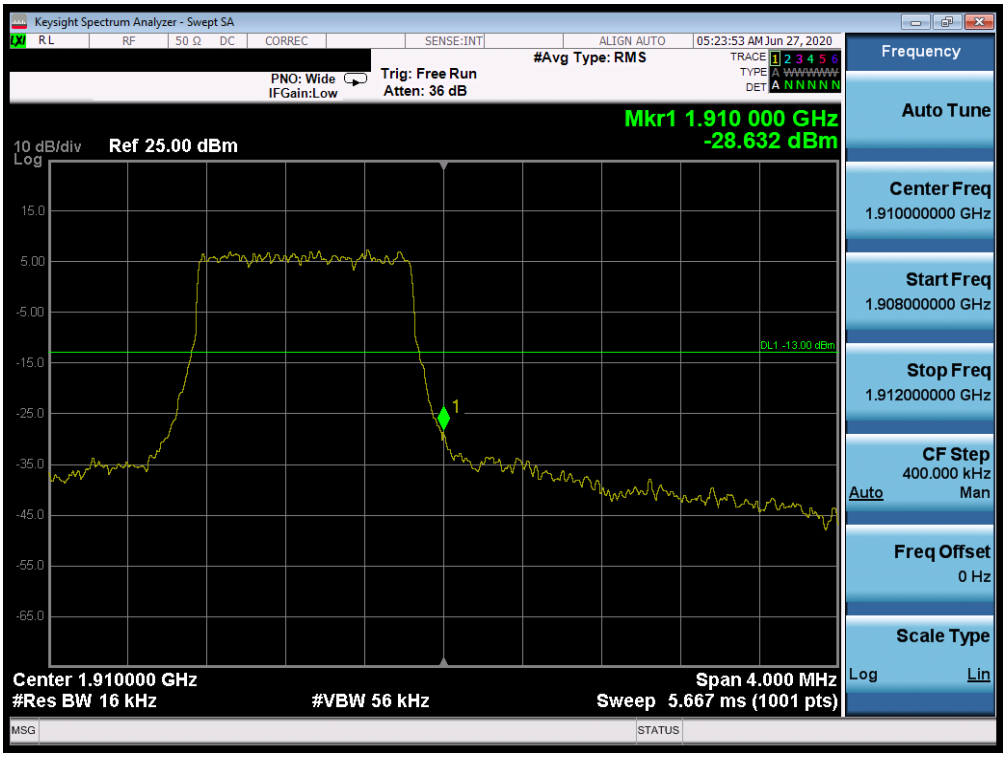

Plot 7-488. Upper Band Edge Plot (Band 2 - 1.4MHz QPSK - Full RB Configuration)

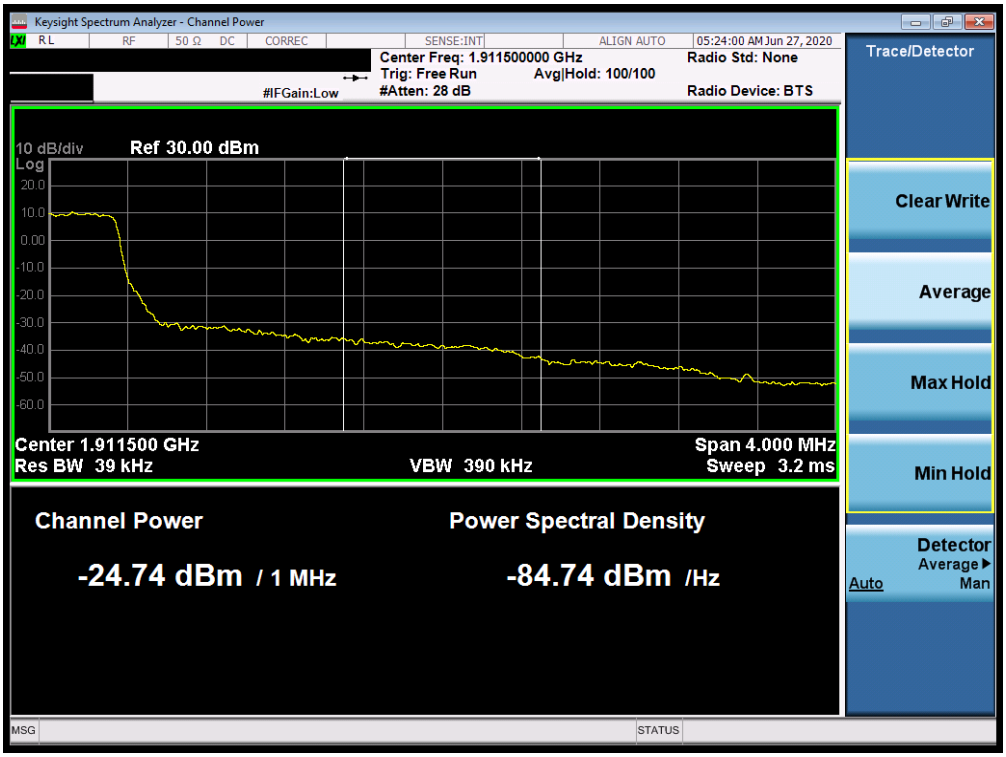

Plot 7-489. Upper Extended Band Edge Plot (Band 2 - 1.4MHz QPSK - Full RB Configuration)

© 2020 PCTEST
All rights reserved. Unless otherwise specified, no part of this report may be reproduced or utilized in any part, form or by any means, electronic or mechanical, including photocopying and microfilm, without permission in writing from PCTEST. If you have any questions about this international copyright or have an enquiry about obtaining additional rights to this report or assembly of contents thereof, please contact INFO@PCTEST.COM.

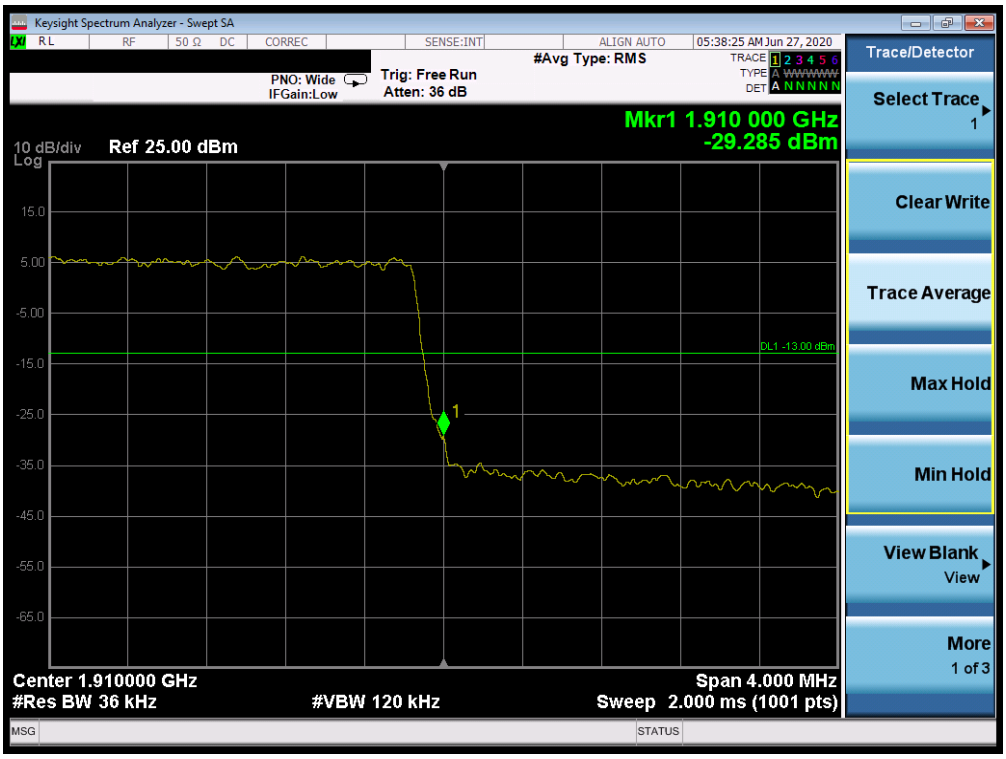

Plot 7-490. Upper Band Edge Plot (Band 2 - 3.0MHz QPSK - Full RB Configuration)

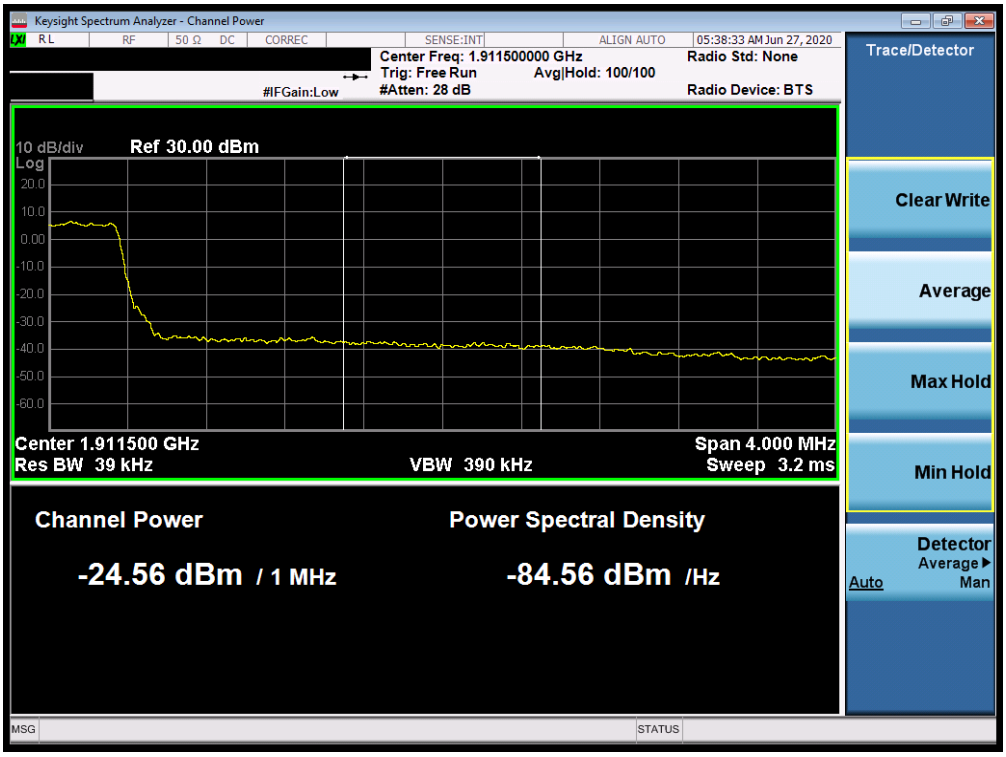

Plot 7-491. Upper Extended Band Edge Plot (Band 2 - 3.0MHz QPSK - Full RB Configuration)

© 2020 PCTEST
All rights reserved. Unless otherwise specified, no part of this report may be reproduced or utilized in any part, form or by any means, electronic or mechanical, including photocopying and microfilm, without permission in writing from PCTEST. If you have any questions about this international copyright or have an enquiry about obtaining additional rights to this report or assembly of contents thereof, please contact INFO@PCTEST.COM.

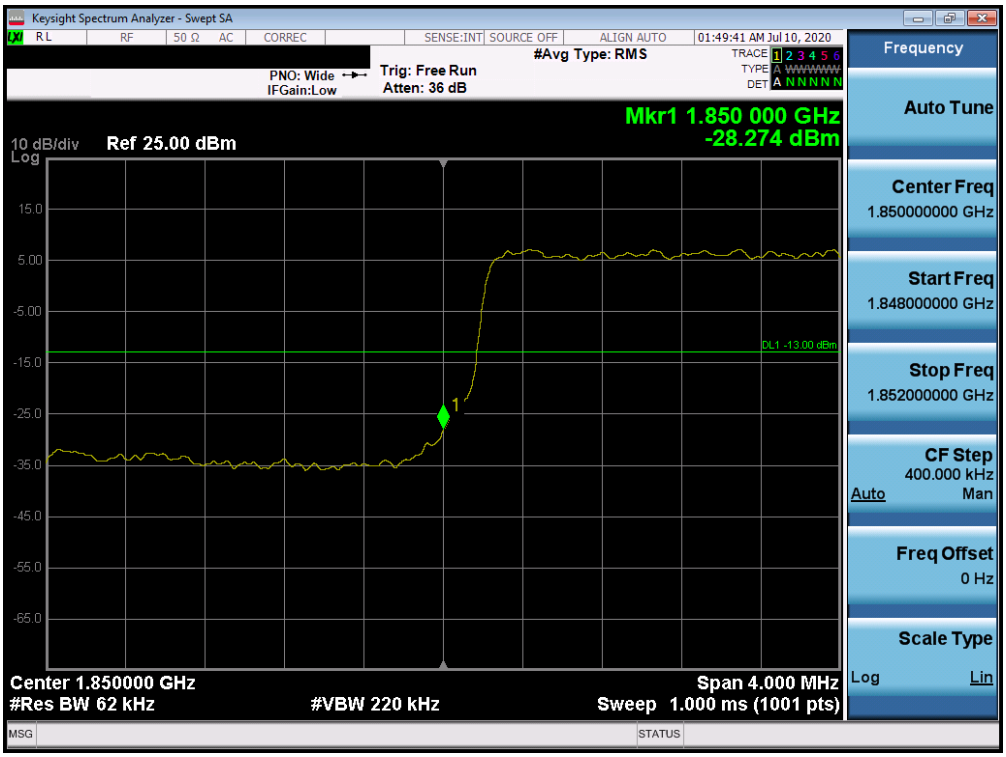

Plot 7-492. Lower Band Edge Plot (Band 25/2 - 5.0MHz QPSK - Full RB Configuration)

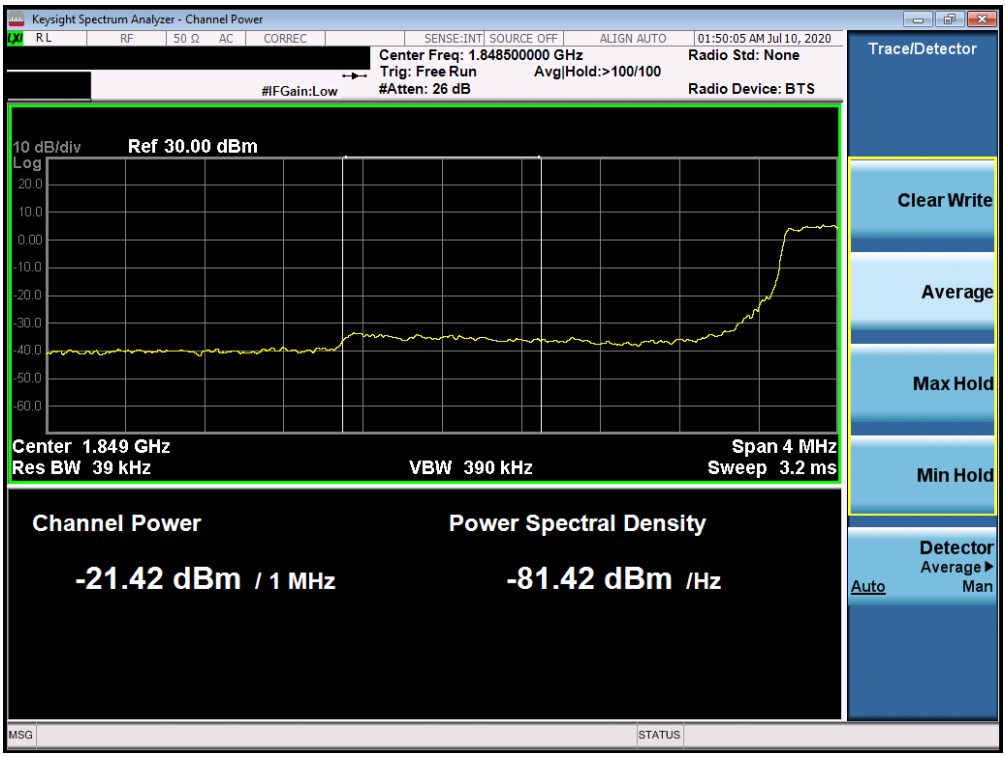

Plot 7-493. Lower Extended Band Edge Plot (Band 25/2 - 5.0MHz QPSK - Full RB Configuration)

© 2020 PCTEST
All rights reserved. Unless otherwise specified, no part of this report may be reproduced or utilized in any part, form or by any means, electronic or mechanical, including photocopying and microfilm, without permission in writing from PCTEST. If you have any questions about this international copyright or have an enquiry about obtaining additional rights to this report or assembly of contents thereof, please contact INFO@PCTEST.COM.

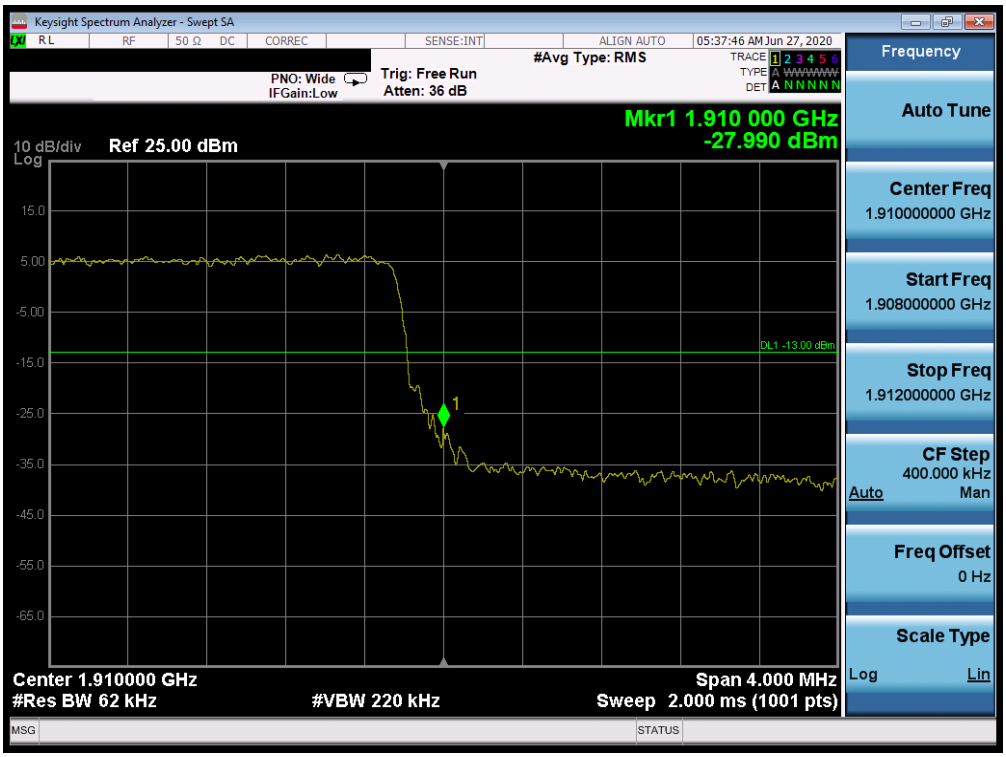

Plot 7-494. Upper Band Edge Plot (Band 2 - 5.0MHz QPSK - Full RB Configuration)

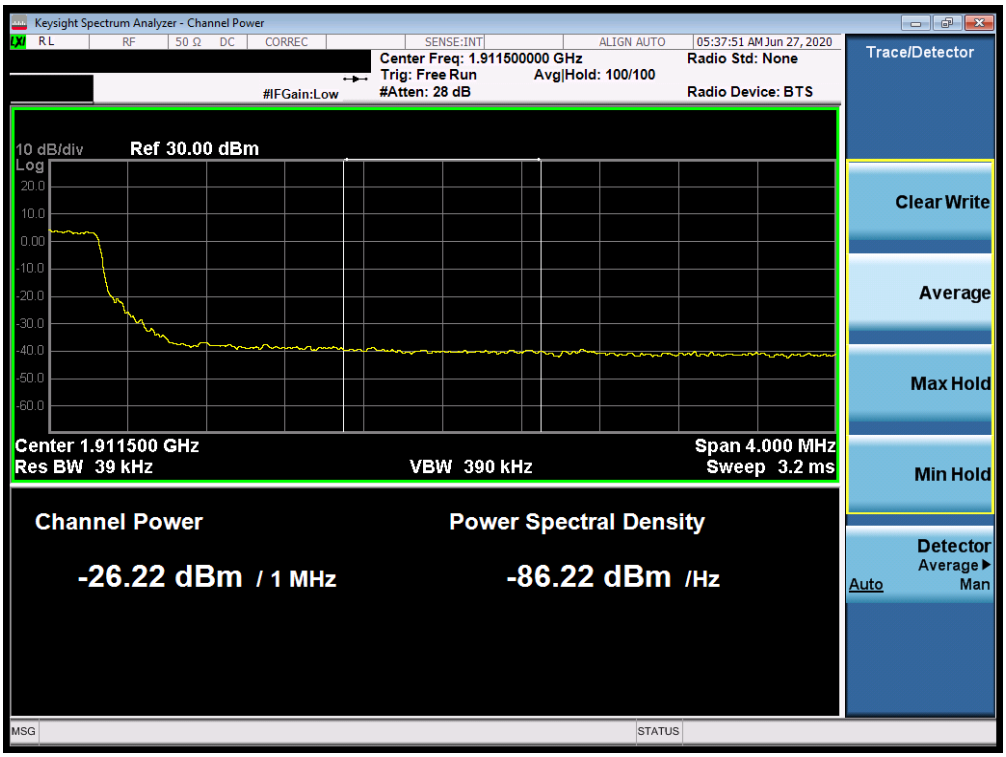

Plot 7-495. Upper Extended Band Edge Plot (Band 2 - 5.0MHz QPSK - Full RB Configuration)

© 2020 PCTEST
All rights reserved. Unless otherwise specified, no part of this report may be reproduced or utilized in any part, form or by any means, electronic or mechanical, including photocopying and microfilm, without permission in writing from PCTEST. If you have any questions about this international copyright or have an enquiry about obtaining additional rights to this report or assembly of contents thereof, please contact INFO@PCTEST.COM.

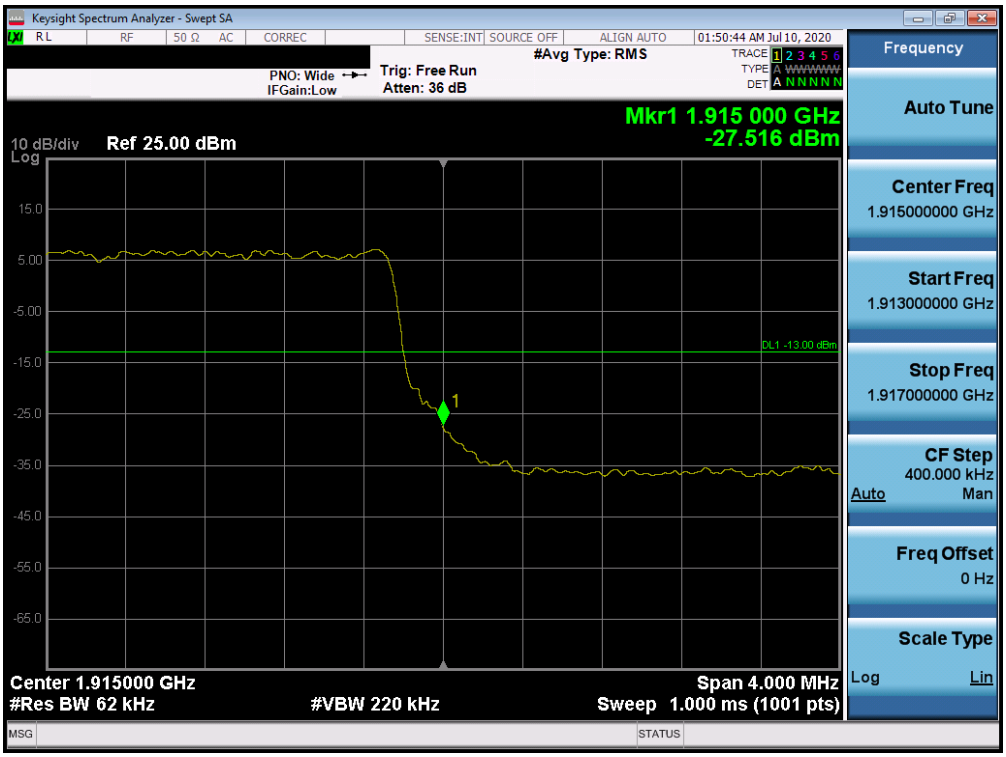

Plot 7-496. Upper Band Edge Plot (Band 25 - 5.0MHz QPSK - Full RB Configuration)

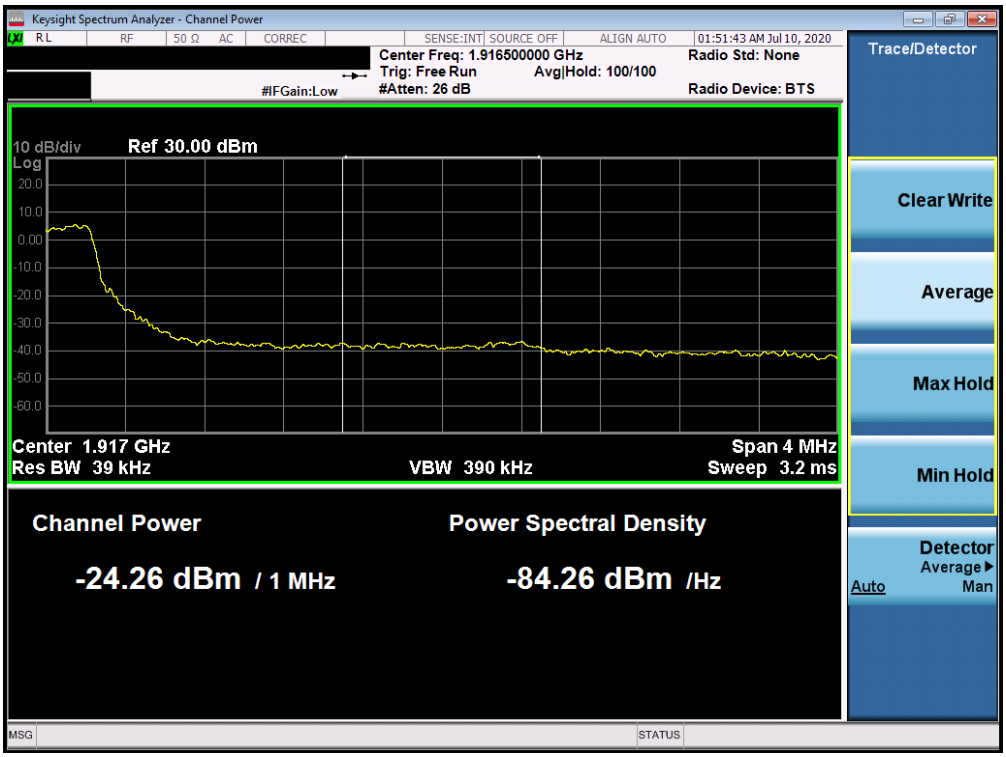

Plot 7-497. Upper Extended Band Edge Plot (Band 25 - 5.0MHz QPSK - Full RB Configuration)

© 2020 PCTEST
All rights reserved. Unless otherwise specified, no part of this report may be reproduced or utilized in any part, form or by any means, electronic or mechanical, including photocopying and microfilm, without permission in writing from PCTEST. If you have any questions about this international copyright or have an enquiry about obtaining additional rights to this report or assembly of contents thereof, please contact INFO@PCTEST.COM.

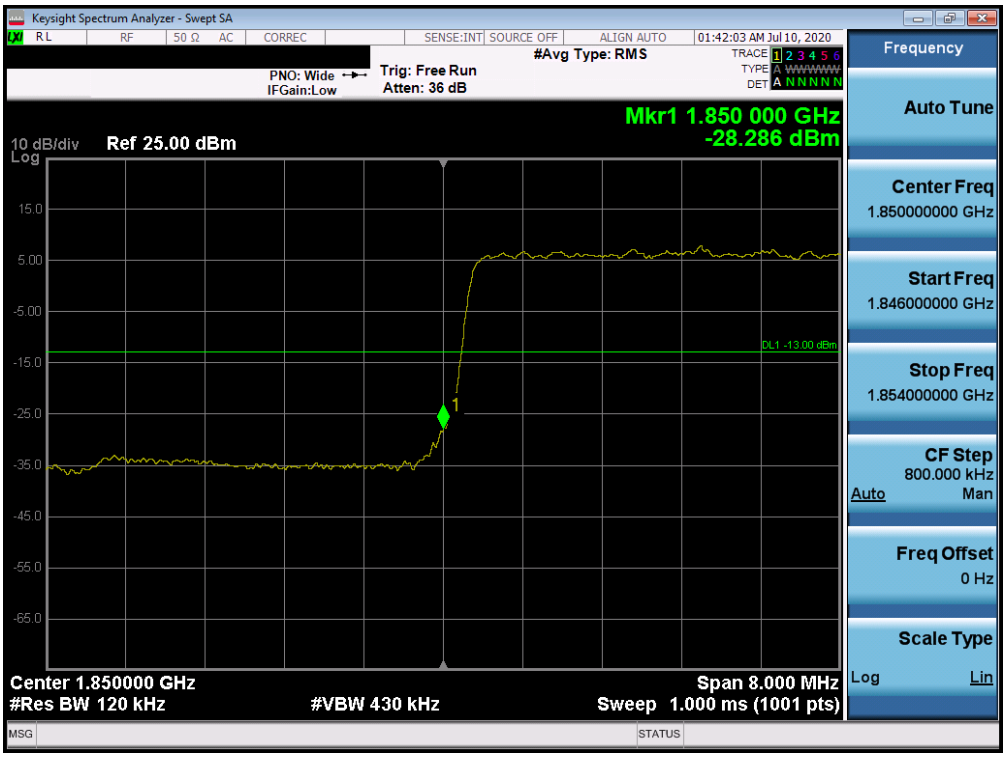

Plot 7-498. Lower Band Edge Plot (Band 25/2 - 10.0MHz QPSK - Full RB Configuration)

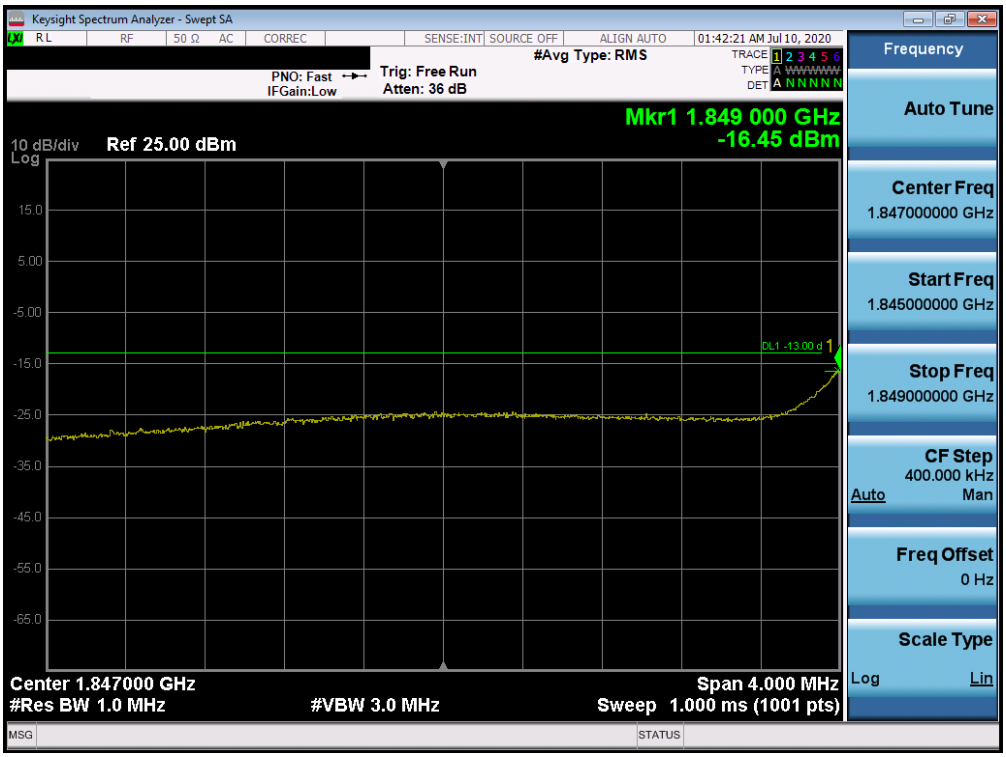

Plot 7-499. Lower Extended Band Edge Plot (Band 25/2 - 10.0MHz QPSK - Full RB Configuration)

© 2020 PCTEST
All rights reserved. Unless otherwise specified, no part of this report may be reproduced or utilized in any part, form or by any means, electronic or mechanical, including photocopying and microfilm, without permission in writing from PCTEST. If you have any questions about this international copyright or have an enquiry about obtaining additional rights to this report or assembly of contents thereof, please contact INFO@PCTEST.COM.

Plot 7-500. Upper Band Edge Plot (Band 2 - 10.0MHz QPSK - Full RB Configuration)

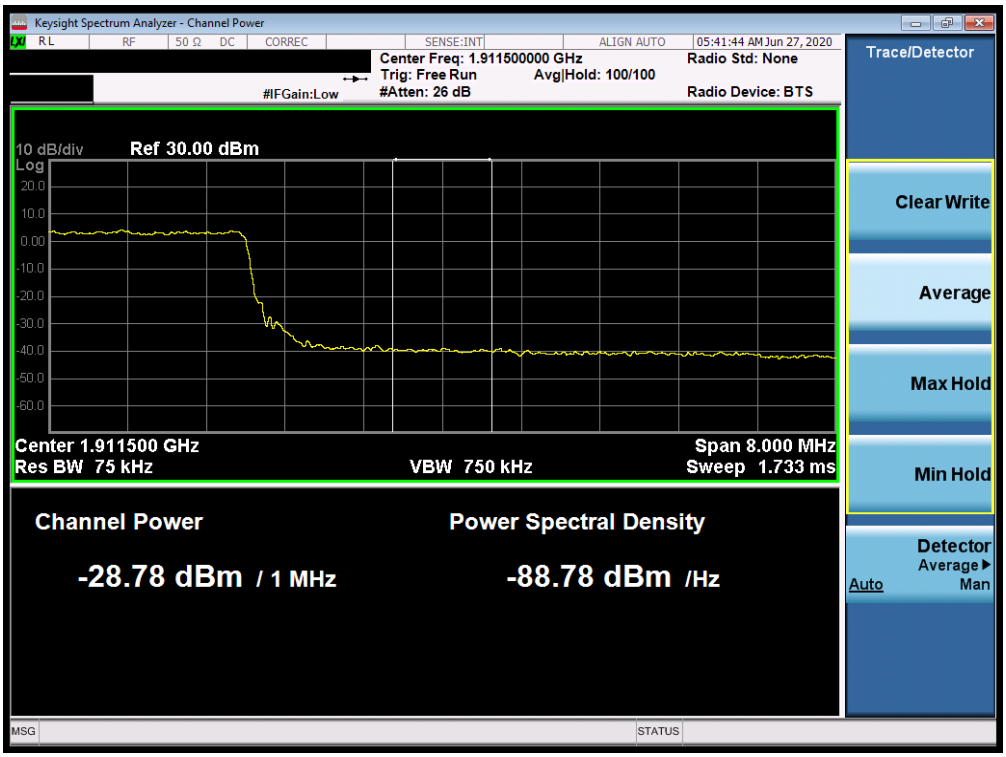

Plot 7-501. Upper Extended Band Edge Plot (Band 2 - 10.0MHz QPSK - Full RB Configuration)

© 2020 PCTEST
All rights reserved. Unless otherwise specified, no part of this report may be reproduced or utilized in any part, form or by any means, electronic or mechanical, including photocopying and microfilm, without permission in writing from PCTEST. If you have any questions about this international copyright or have an enquiry about obtaining additional rights to this report or assembly of contents thereof, please contact INFO@PCTEST.COM.

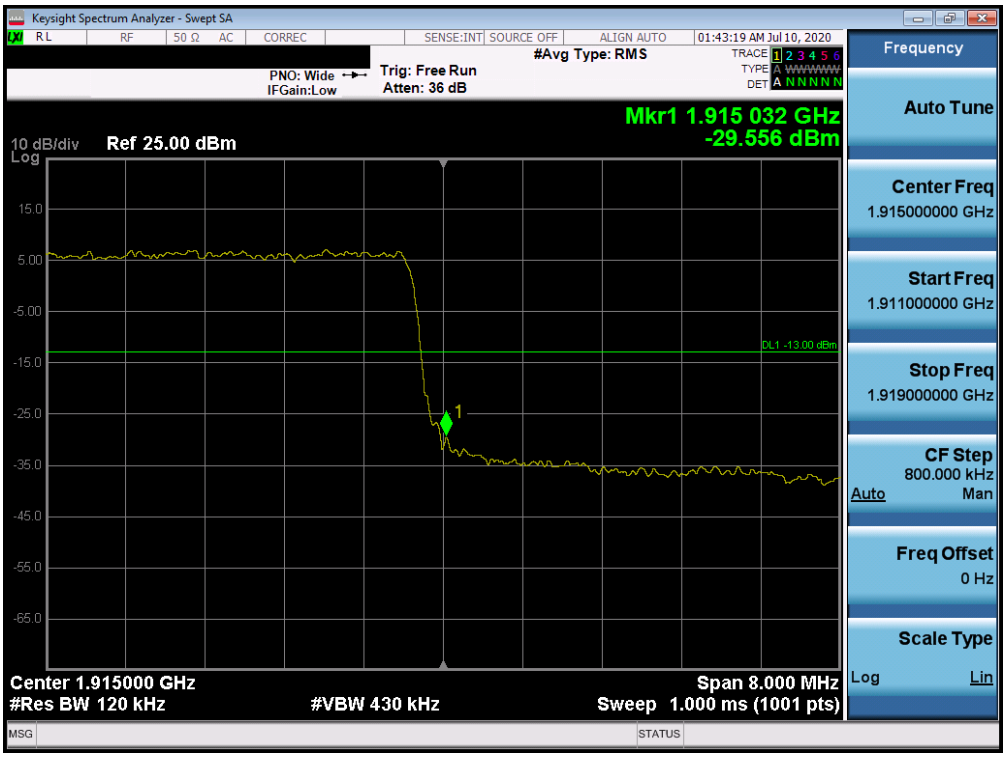

Plot 7-502. Upper Band Edge Plot (Band 25 - 10.0MHz QPSK - Full RB Configuration)

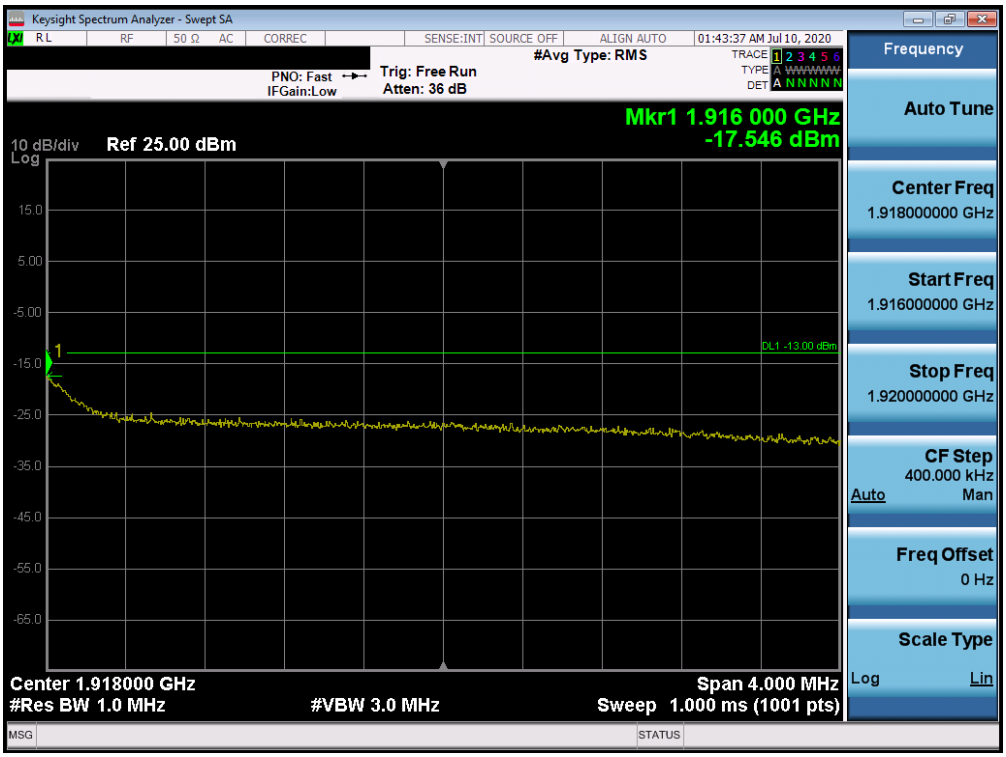

Plot 7-503. Upper Extended Band Edge Plot (Band 25 - 10.0MHz QPSK - Full RB Configuration)

© 2020 PCTEST
All rights reserved. Unless otherwise specified, no part of this report may be reproduced or utilized in any part, form or by any means, electronic or mechanical, including photocopying and microfilm, without permission in writing from PCTEST. If you have any questions about this international copyright or have an enquiry about obtaining additional rights to this report or assembly of contents thereof, please contact INFO@PCTEST.COM.

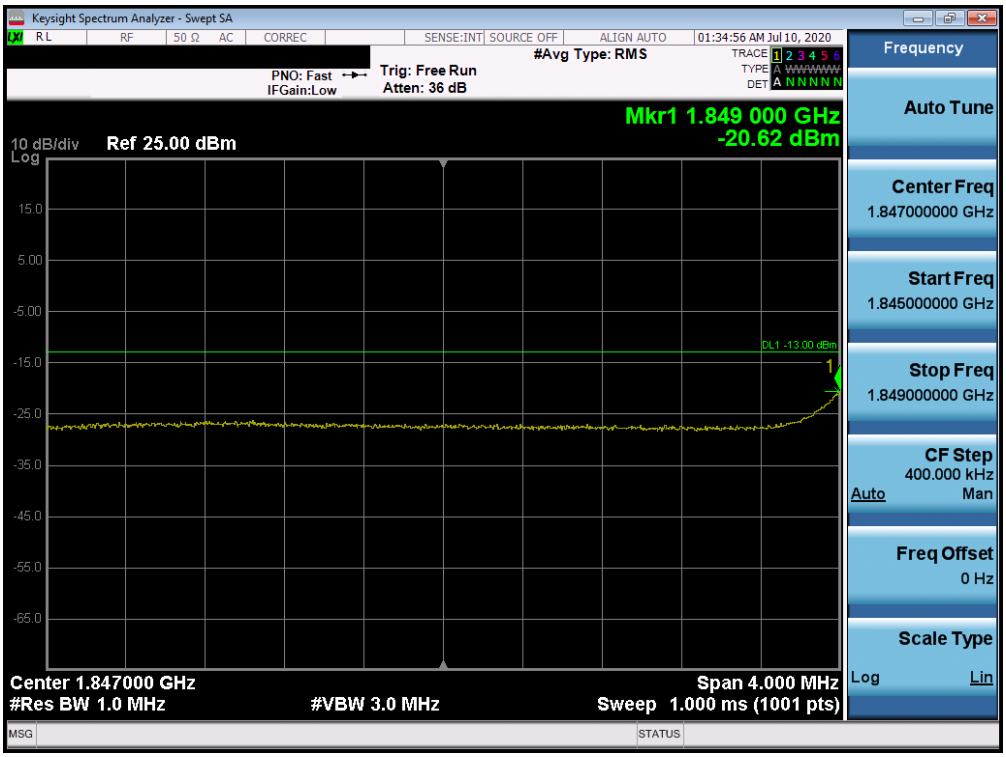

Plot 7-504. Lower Extended Band Edge Plot (Band 25/2 - 15.0MHz QPSK - Full RB Configuration)

Plot 7-505. Upper Band Edge Plot (Band 2 - 15.0MHz QPSK - Full RB Configuration)

© 2020 PCTEST
All rights reserved. Unless otherwise specified, no part of this report may be reproduced or utilized in any part, form or by any means, electronic or mechanical, including photocopying and microfilm, without permission in writing from PCTEST. If you have any questions about this international copyright or have an enquiry about obtaining additional rights to this report or assembly of contents thereof, please contact INFO@PCTEST.COM.

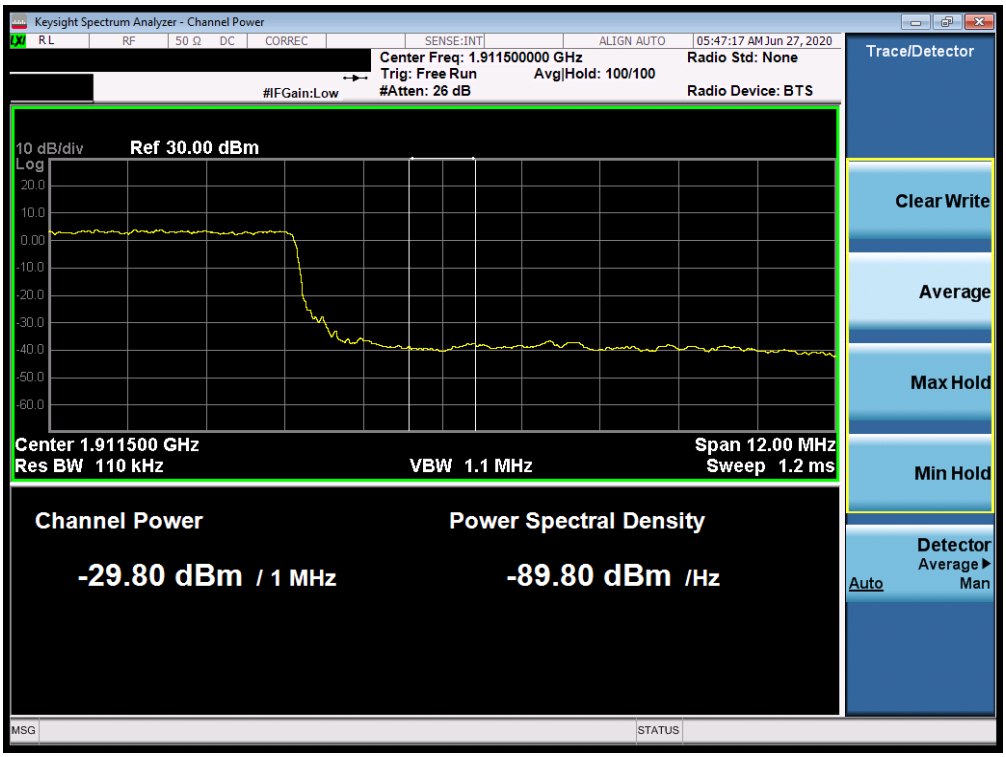

Plot 7-506. Upper Extended Band Edge Plot (Band 2 - 15.0MHz QPSK - Full RB Configuration)

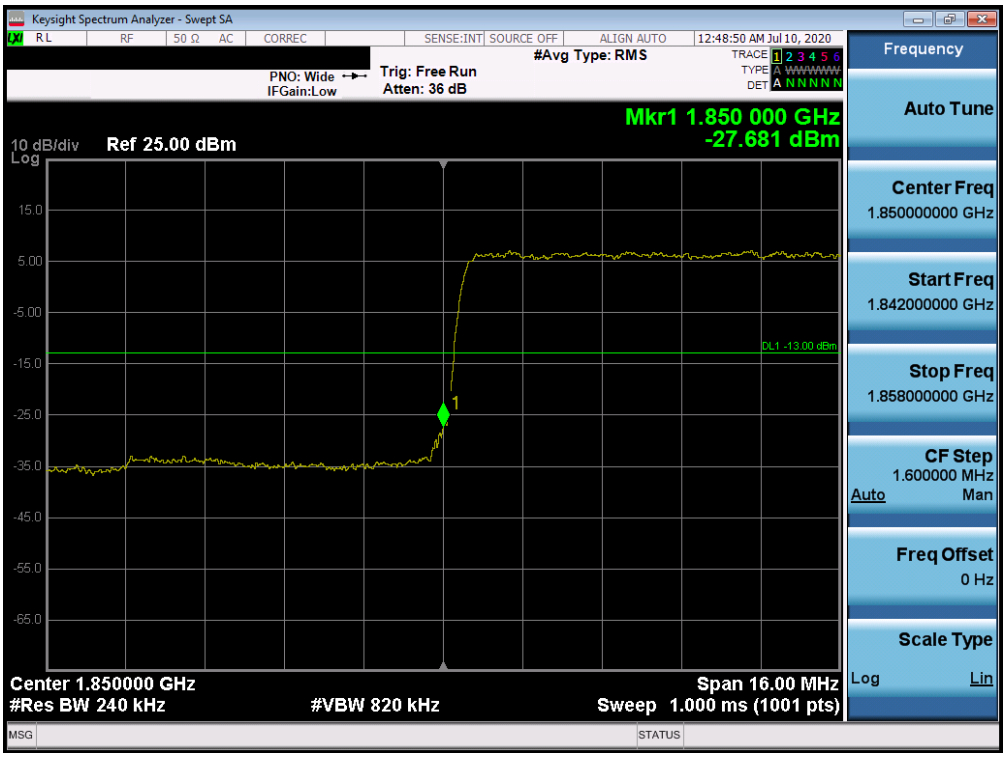

Plot 7-507. Lower Band Edge Plot (Band 25/2 - 20.0MHz QPSK - Full RB Configuration)

© 2020 PCTEST
All rights reserved. Unless otherwise specified, no part of this report may be reproduced or utilized in any part, form or by any means, electronic or mechanical, including photocopying and microfilm, without permission in writing from PCTEST. If you have any questions about this international copyright or have an enquiry about obtaining additional rights to this report or assembly of contents thereof, please contact INFO@PCTEST.COM.

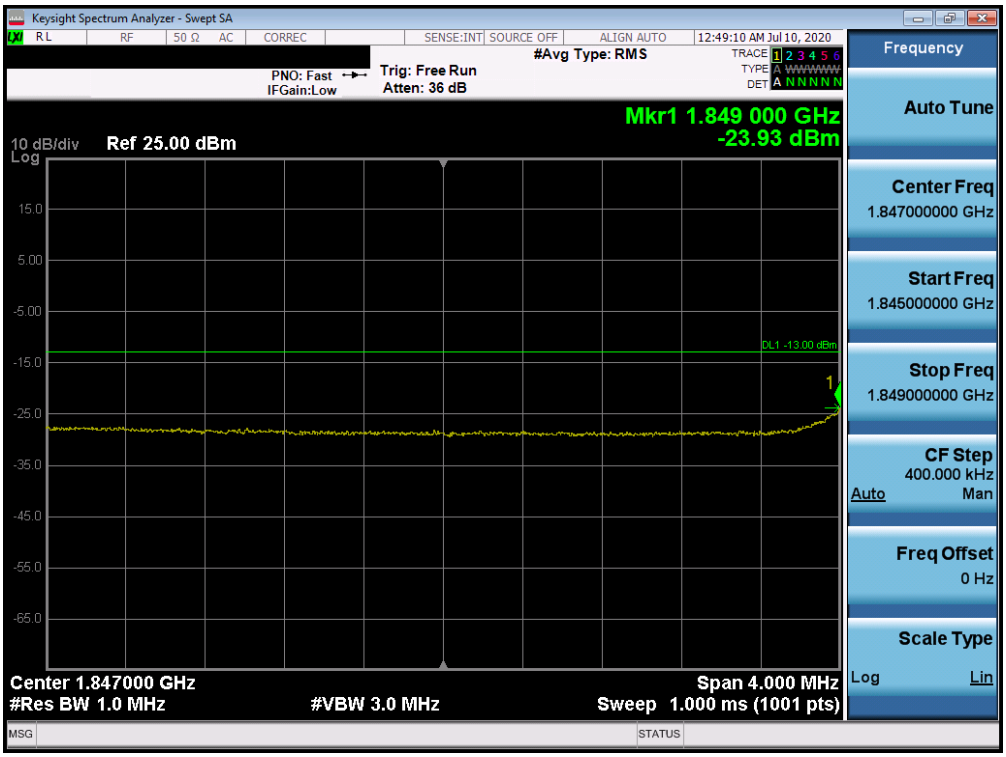

Plot 7-508. Lower Extended Band Edge Plot (Band 25/2 - 20.0MHz QPSK - Full RB Configuration)

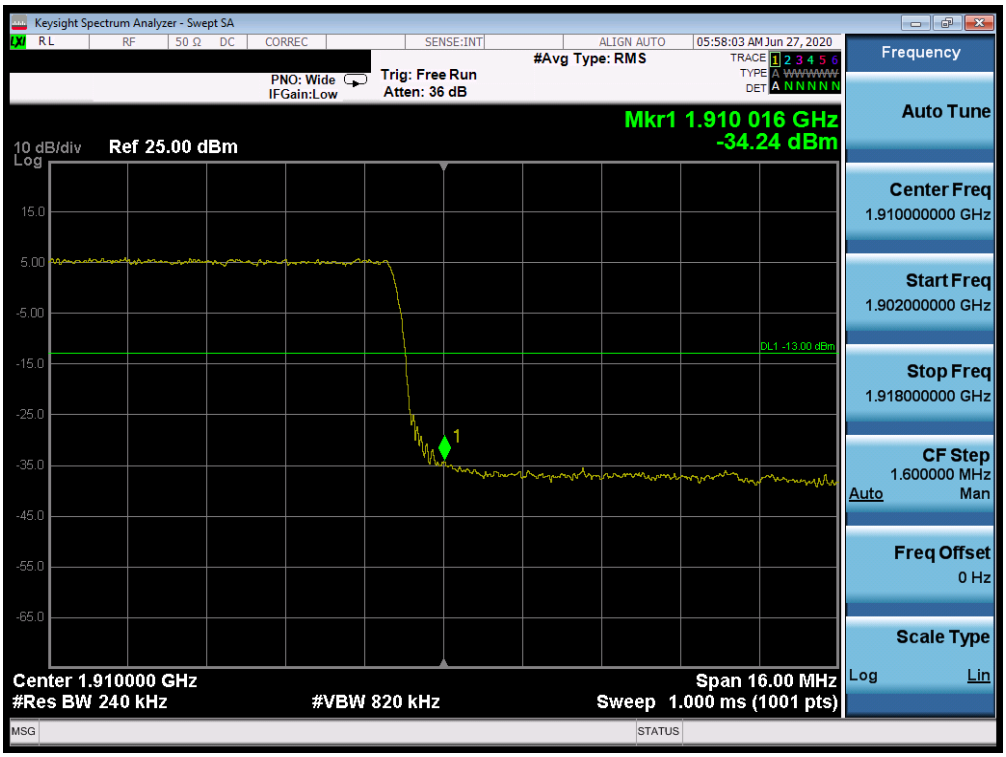

Plot 7-509. Upper Band Edge Plot (Band 2 - 20.0MHz QPSK - Full RB Configuration)

© 2020 PCTEST
All rights reserved. Unless otherwise specified, no part of this report may be reproduced or utilized in any part, form or by any means, electronic or mechanical, including photocopying and microfilm, without permission in writing from PCTEST. If you have any questions about this international copyright or have an enquiry about obtaining additional rights to this report or assembly of contents thereof, please contact INFO@PCTEST.COM.

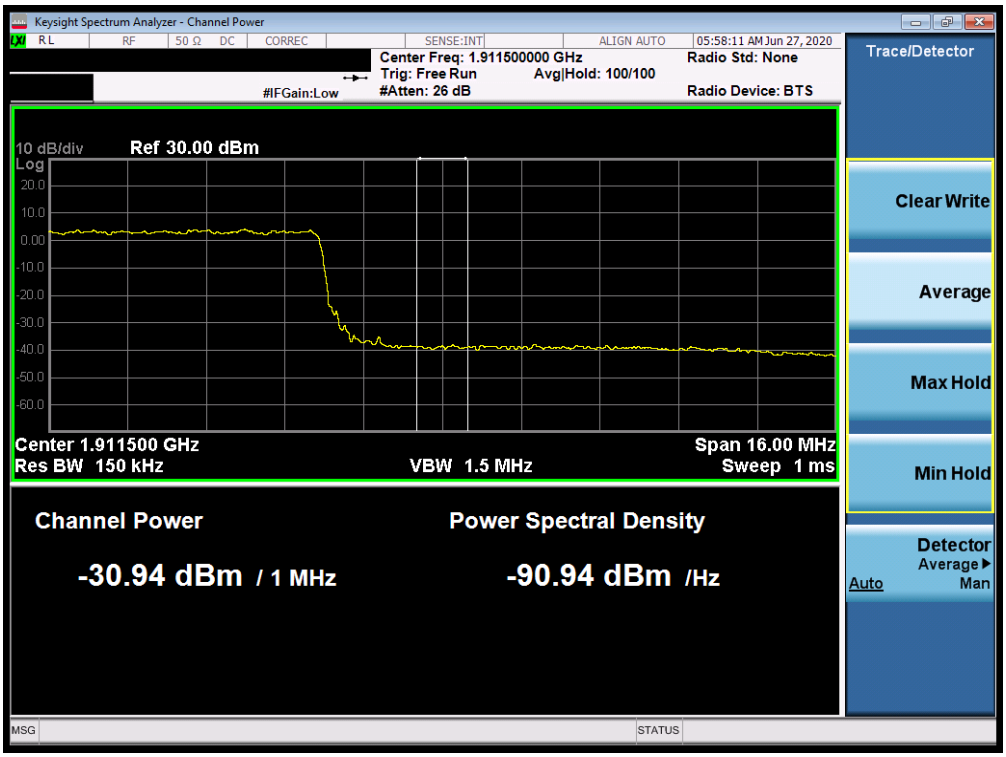

Plot 7-510. Upper Extended Band Edge Plot (Band 2 - 20.0MHz QPSK - Full RB Configuration)

© 2020 PCTEST
All rights reserved. Unless otherwise specified, no part of this report may be reproduced or utilized in any part, form or by any means, electronic or mechanical, including photocopying and microfilm, without permission in writing from PCTEST. If you have any questions about this international copyright or have an enquiry about obtaining additional rights to this report or assembly of contents thereof, please contact INFO@PCTEST.COM.

NR Band n25 (SA Ant2)

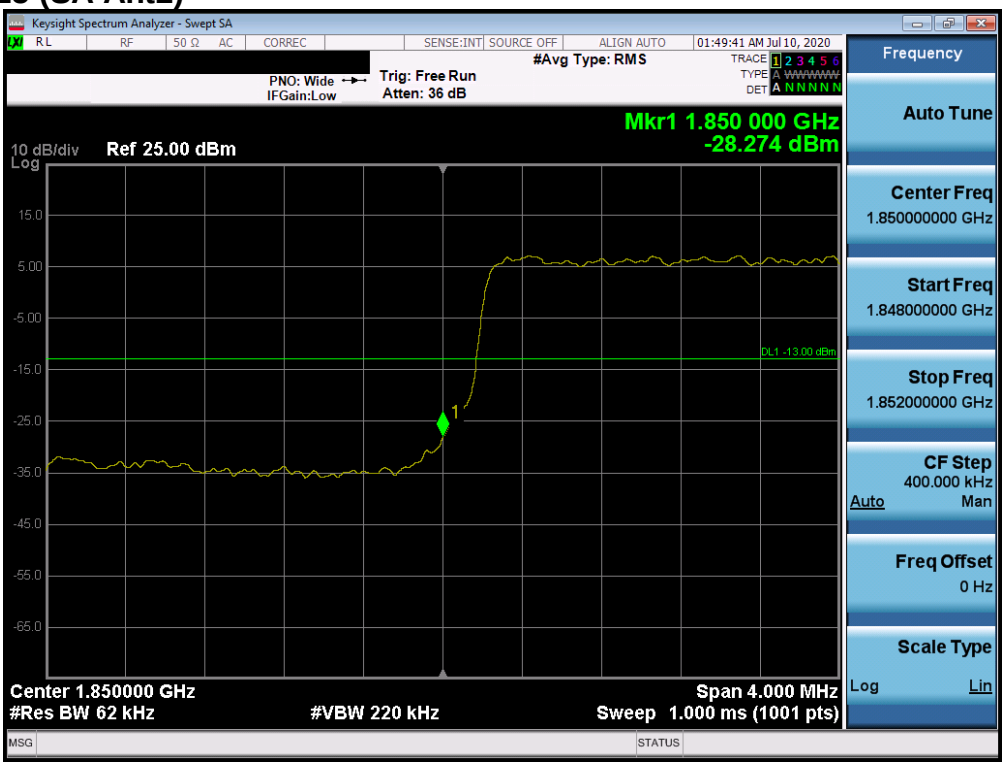

Plot 7-511. Lower Band Edge Plot (n25 - 5MHz DFT-s-OFDM-QPSK - Full RB Configuration)

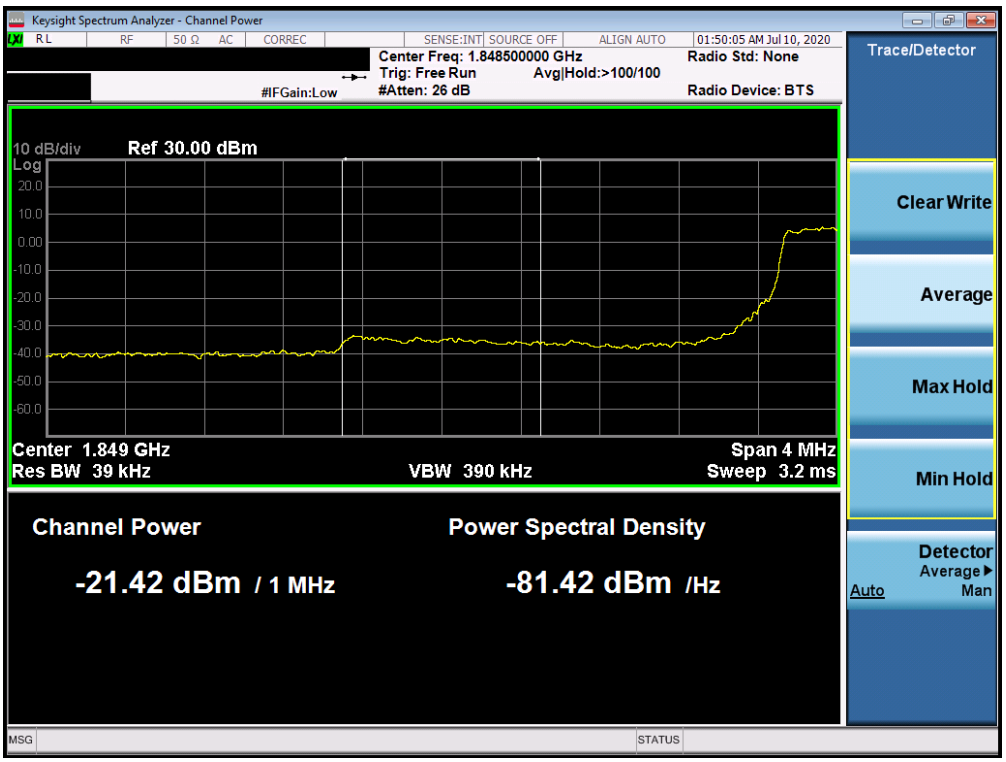

Plot 7-512. Lower Extended Band Edge Plot (n25 - 5MHz DFT-s-OFDM-QPSK - Full RB Configuration)

© 2020 PCTEST
All rights reserved. Unless otherwise specified, no part of this report may be reproduced or utilized in any part, form or by any means, electronic or mechanical, including photocopying and microfilm, without permission in writing from PCTEST. If you have any questions about this international copyright or have an enquiry about obtaining additional rights to this report or assembly of contents thereof, please contact INFO@PCTEST.COM.

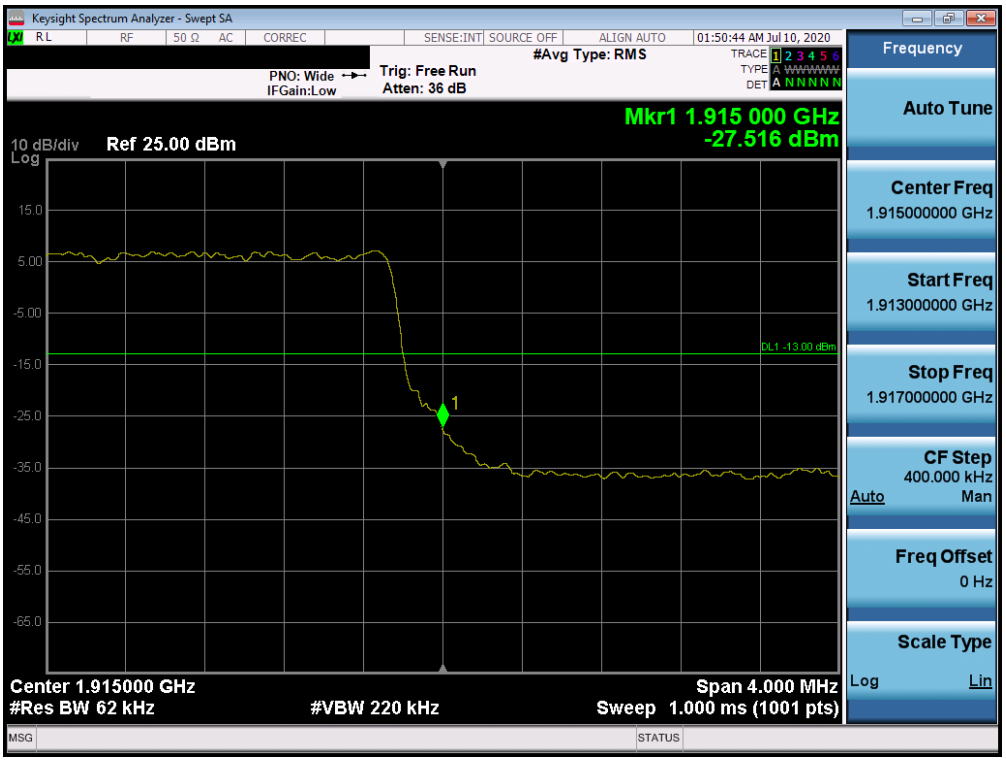

Plot 7-513. Upper Band Edge Plot (n25 - 5MHz DFT-s-OFDM-QPSK - Full RB Configuration)

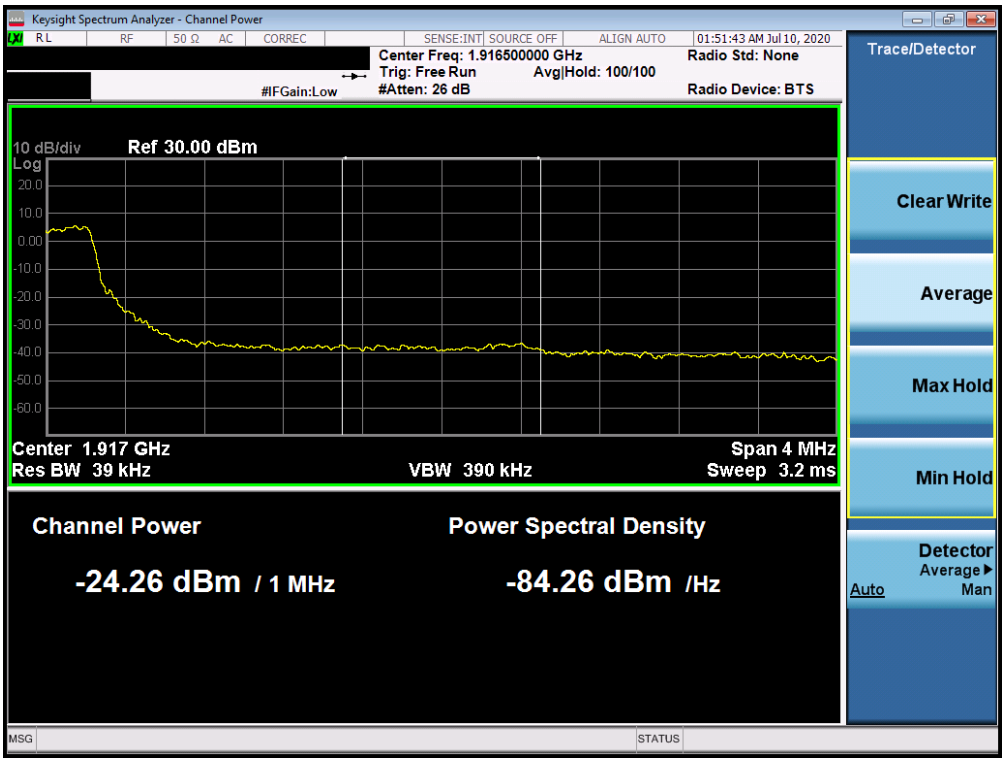

Plot 7-514. Upper Extended Band Edge Plot (n25 - 5MHz DFT-s-OFDM-QPSK - Full RB Configuration)

© 2020 PCTEST
All rights reserved. Unless otherwise specified, no part of this report may be reproduced or utilized in any part, form or by any means, electronic or mechanical, including photocopying and microfilm, without permission in writing from PCTEST. If you have any questions about this international copyright or have an enquiry about obtaining additional rights to this report or assembly of contents thereof, please contact INFO@PCTEST.COM.

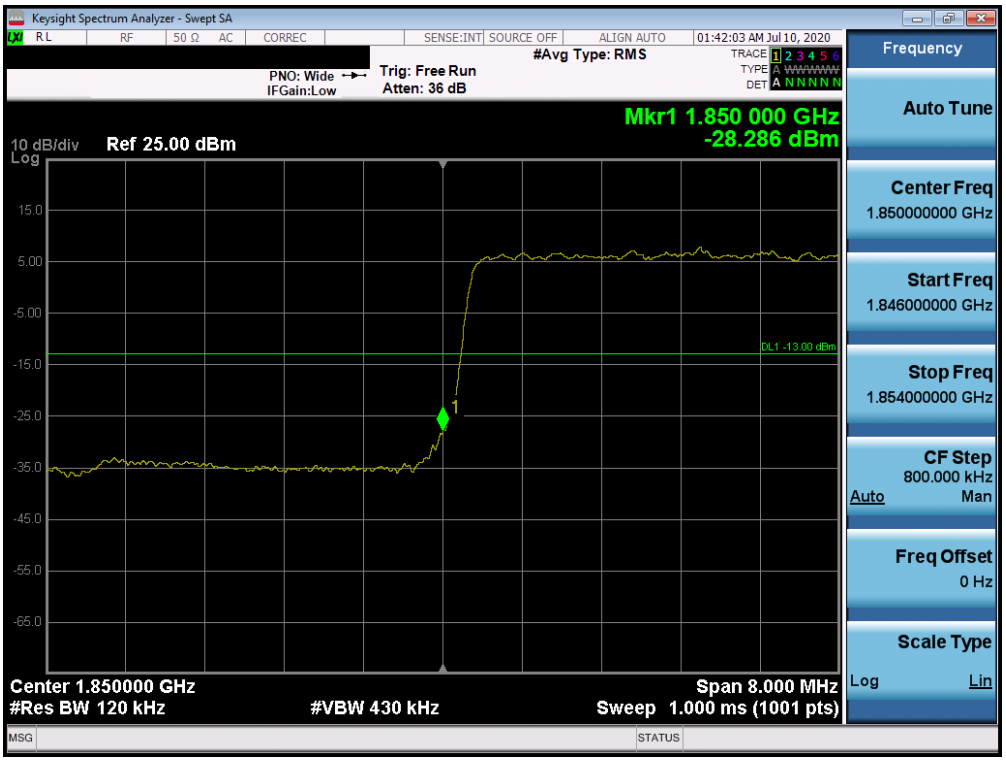

Plot 7-515. Lower Band Edge Plot (n25 - 10MHz DFT-s-OFDM-QPSK - Full RB Configuration)

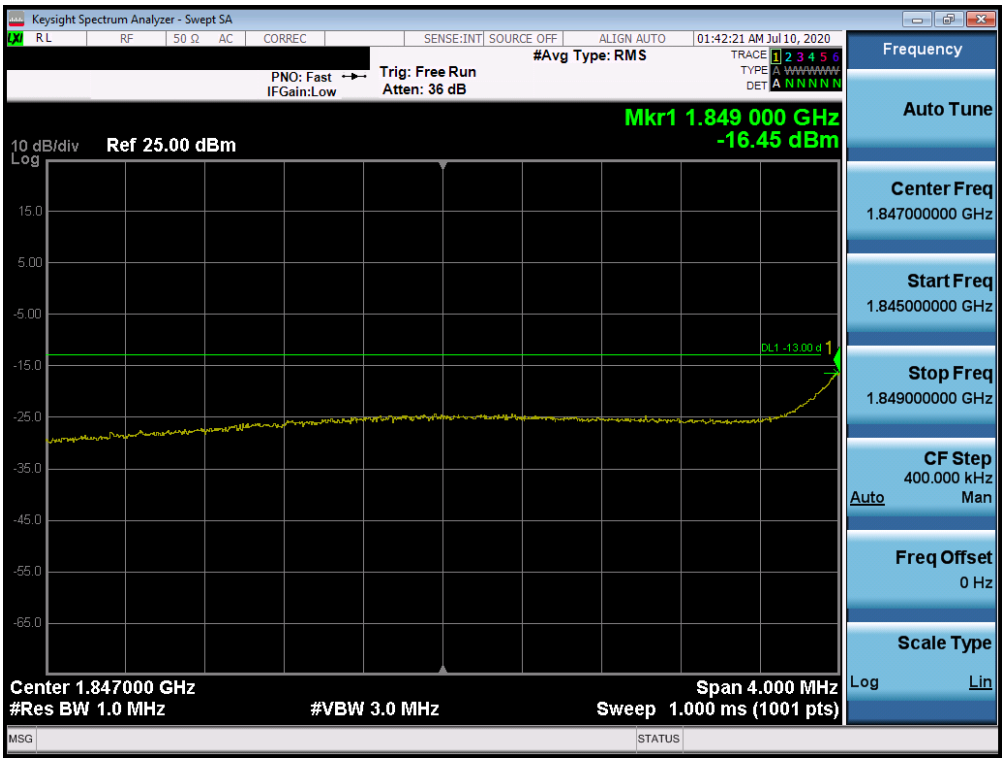

Plot 7-516. Lower Extended Band Edge Plot (n25 - 10MHz DFT-s-OFDM-QPSK - Full RB Configuration)

© 2020 PCTEST
All rights reserved. Unless otherwise specified, no part of this report may be reproduced or utilized in any part, form or by any means, electronic or mechanical, including photocopying and microfilm, without permission in writing from PCTEST. If you have any questions about this international copyright or have an enquiry about obtaining additional rights to this report or assembly of contents thereof, please contact INFO@PCTEST.COM.

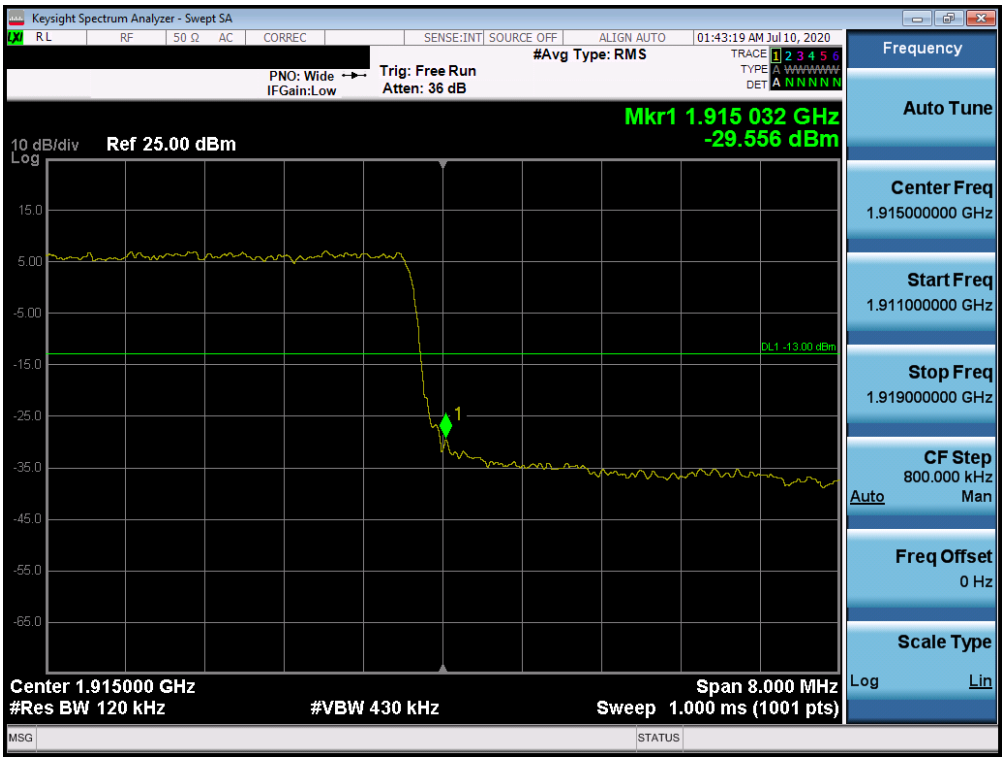

Plot 7-517. Upper Band Edge Plot (n25 - 10MHz DFT-s-OFDM-QPSK - Full RB Configuration)

Plot 7-518. Upper Extended Band Edge Plot (n25 - 10MHz DFT-s-OFDM-QPSK - Full RB Configuration)

© 2020 PCTEST
All rights reserved. Unless otherwise specified, no part of this report may be reproduced or utilized in any part, form or by any means, electronic or mechanical, including photocopying and microfilm, without permission in writing from PCTEST. If you have any questions about this international copyright or have an enquiry about obtaining additional rights to this report or assembly of contents thereof, please contact INFO@PCTEST.COM.

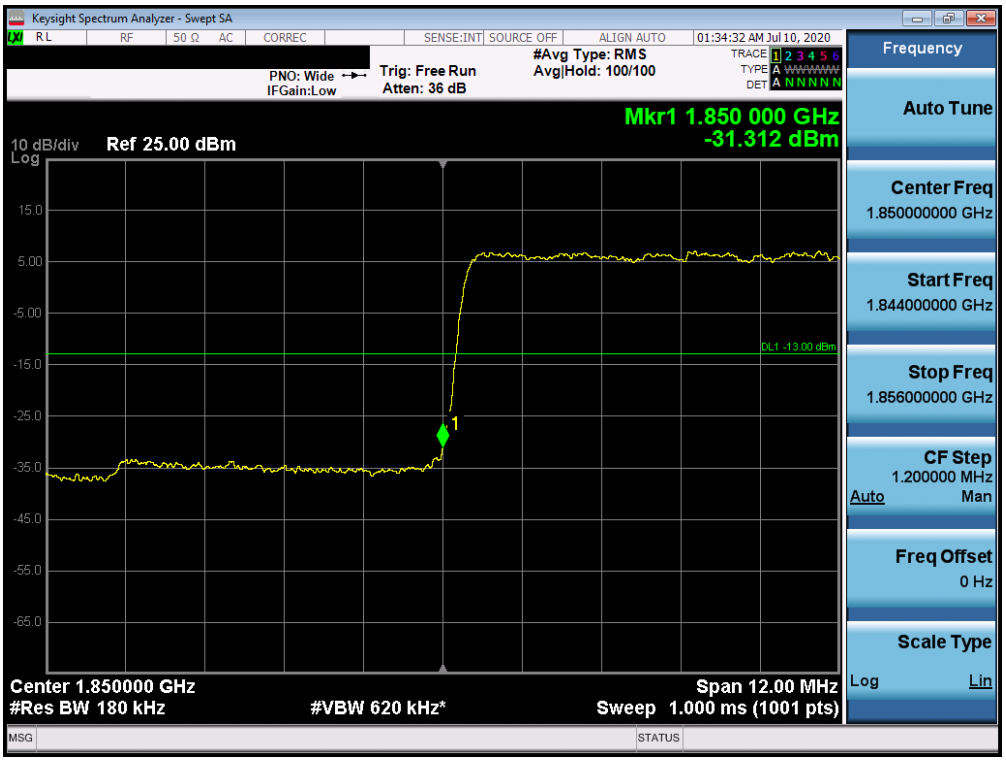

Plot 7-519. Lower Band Edge Plot (n25 - 15MHz DFT-s-OFDM-QPSK - Full RB Configuration)

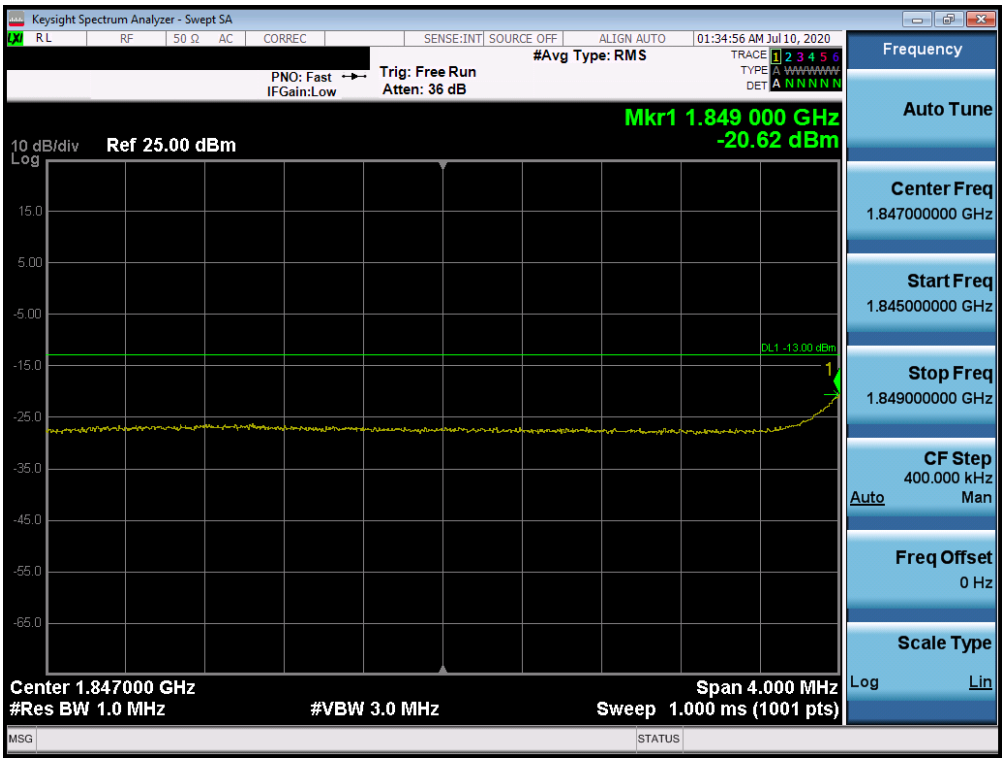

Plot 7-520. Lower Extended Band Edge Plot (n25 - 15MHz DFT-s-OFDM-QPSK - Full RB Configuration)

© 2020 PCTEST
All rights reserved. Unless otherwise specified, no part of this report may be reproduced or utilized in any part, form or by any means, electronic or mechanical, including photocopying and microfilm, without permission in writing from PCTEST. If you have any questions about this international copyright or have an enquiry about obtaining additional rights to this report or assembly of contents thereof, please contact INFO@PCTEST.COM.

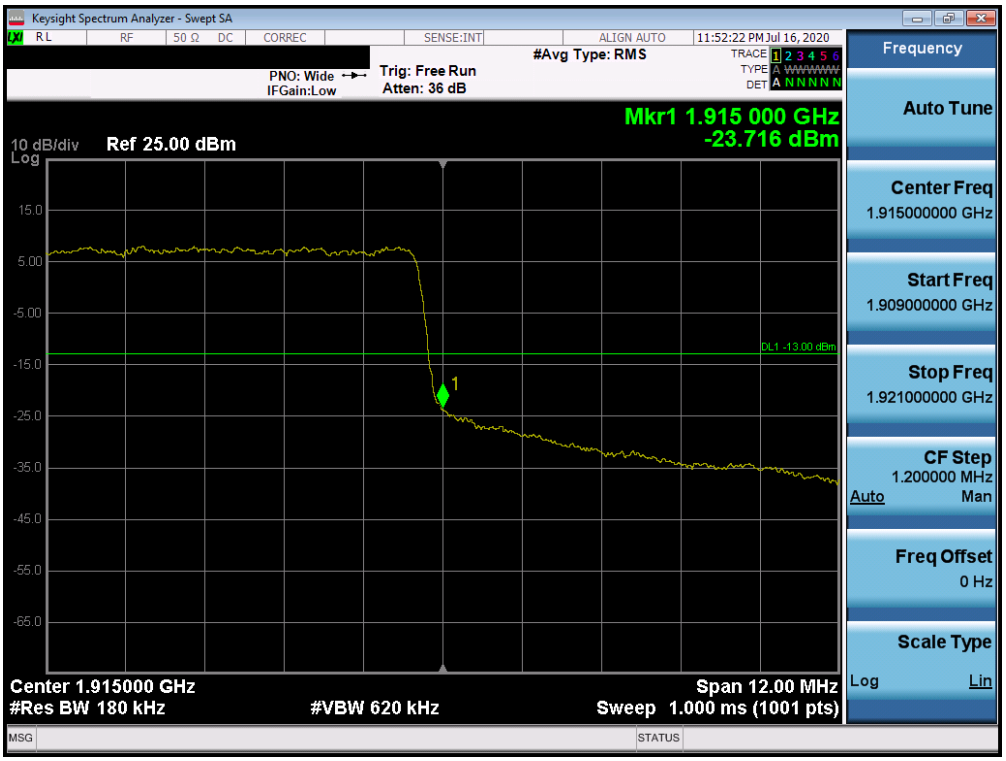

Plot 7-521. Upper Band Edge Plot (n25 - 15MHz DFT-s-OFDM-QPSK - Full RB Configuration)

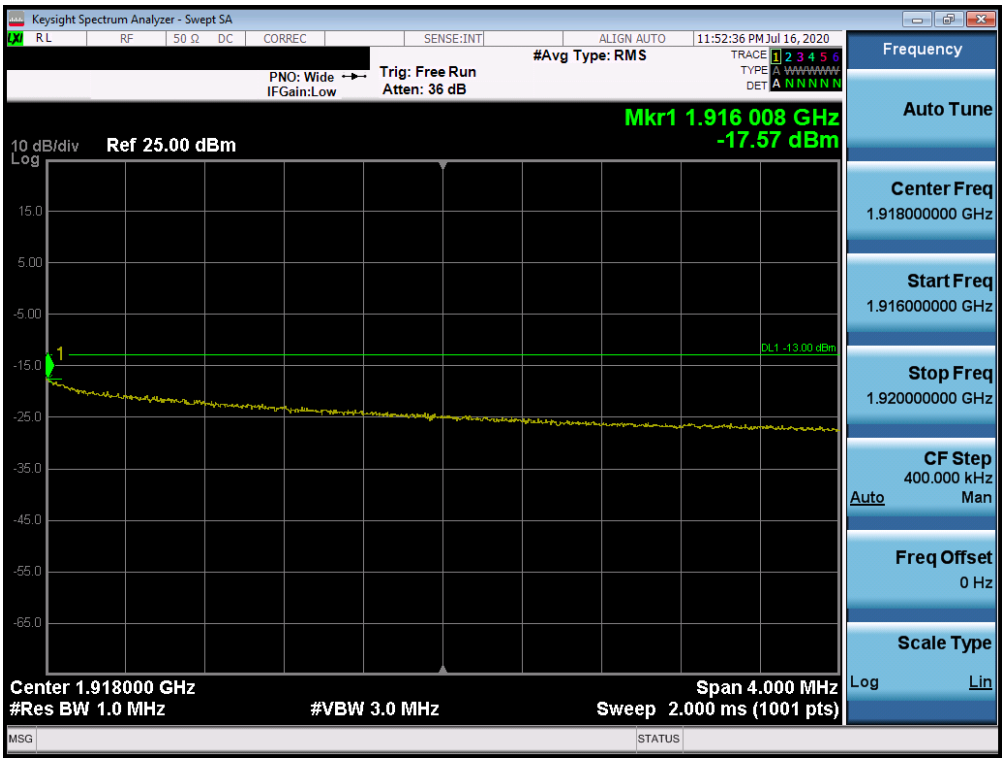

Plot 7-522. Upper Extended Band Edge Plot (n25- 15MHz DFT-s-OFDM-QPSK - Full RB Configuration)

© 2020 PCTEST
All rights reserved. Unless otherwise specified, no part of this report may be reproduced or utilized in any part, form or by any means, electronic or mechanical, including photocopying and microfilm, without permission in writing from PCTEST. If you have any questions about this international copyright or have an enquiry about obtaining additional rights to this report or assembly of contents thereof, please contact INFO@PCTEST.COM.

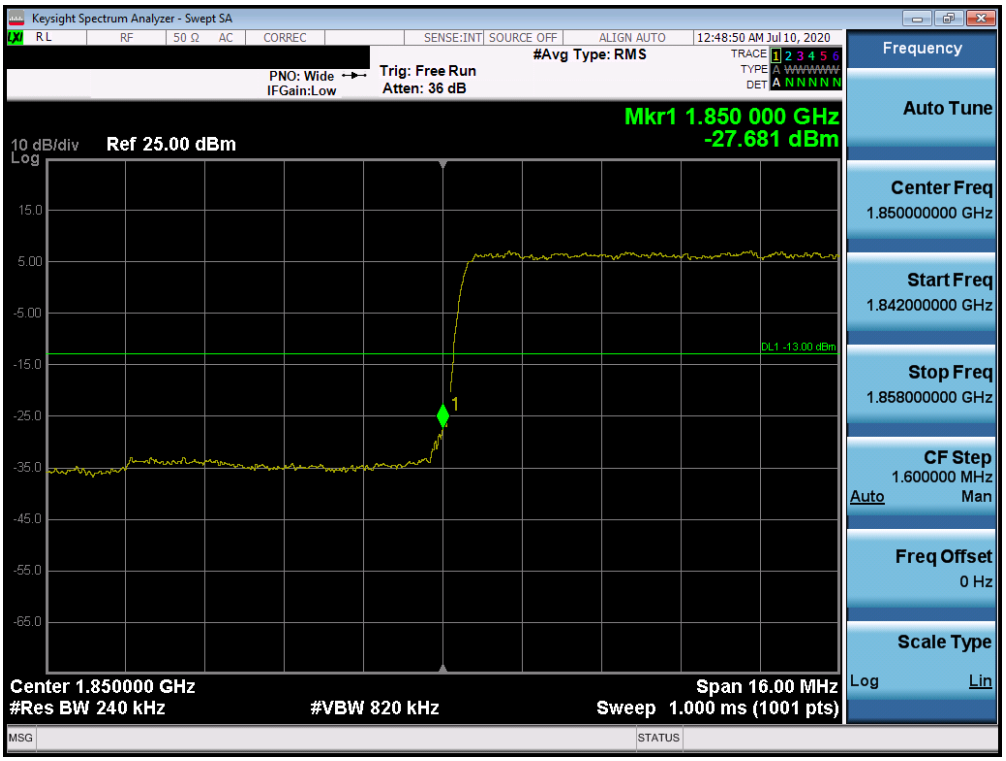

Plot 7-523. Lower Band Edge Plot (n25 - 20MHz DFT-s-OFDM-QPSK - Full RB Configuration)

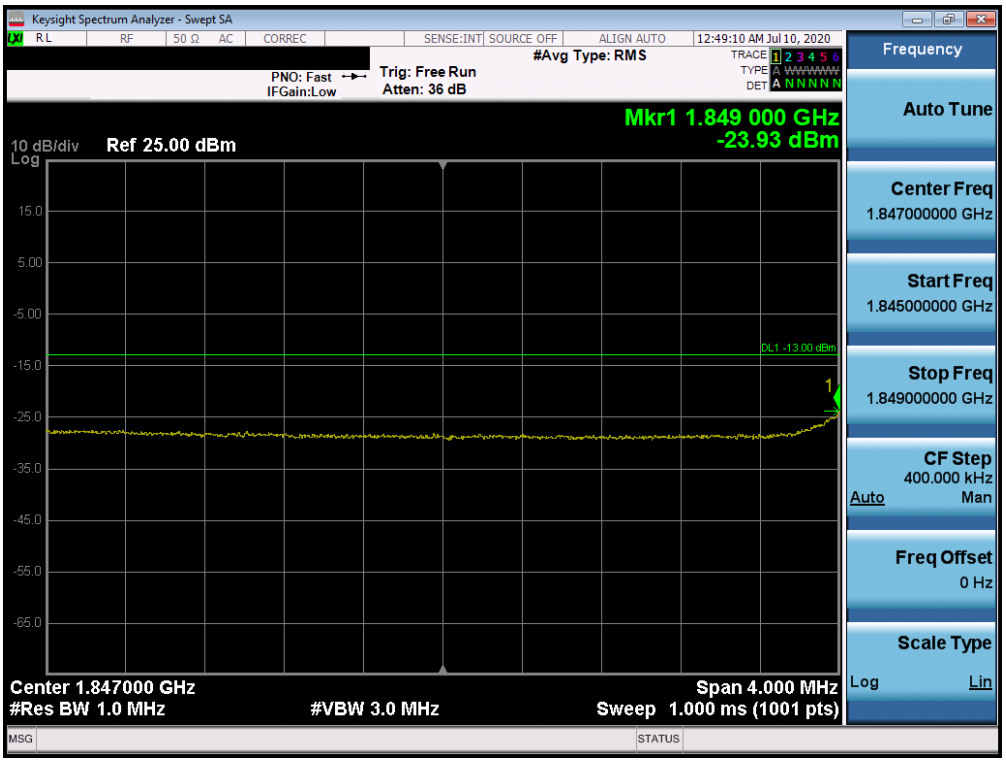

Plot 7-524. Lower Extended Band Edge Plot (n25 - 20MHz DFT-s-OFDM-QPSK - Full RB Configuration)

© 2020 PCTEST
All rights reserved. Unless otherwise specified, no part of this report may be reproduced or utilized in any part, form or by any means, electronic or mechanical, including photocopying and microfilm, without permission in writing from PCTEST. If you have any questions about this international copyright or have an enquiry about obtaining additional rights to this report or assembly of contents thereof, please contact INFO@PCTEST.COM.

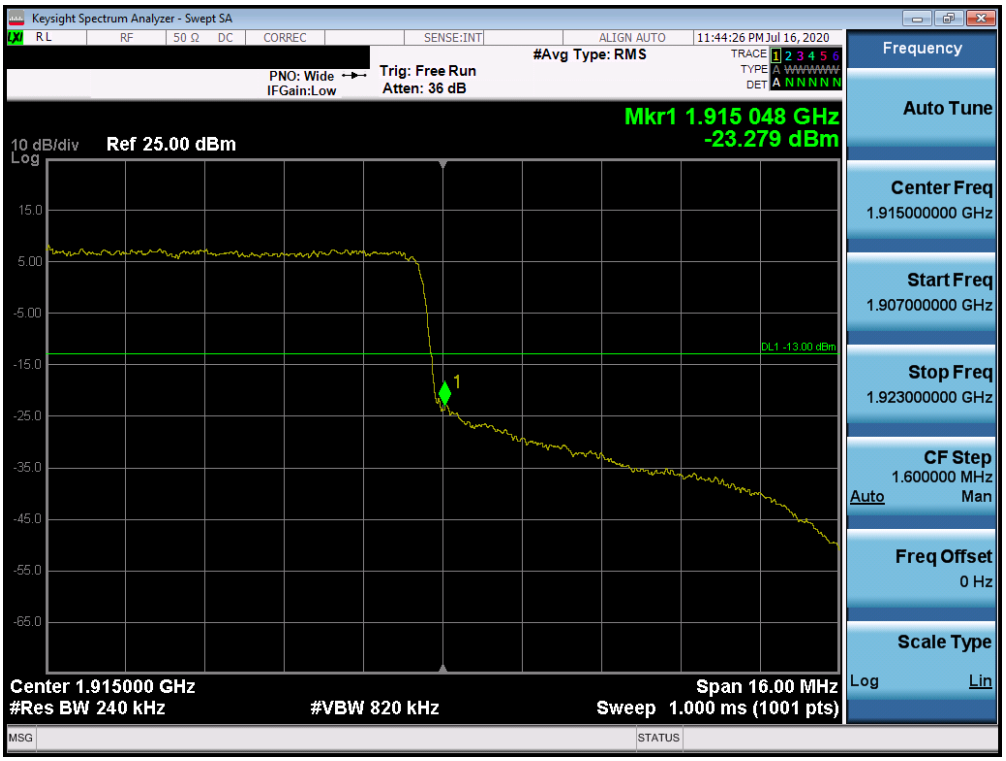

Plot 7-525. Upper Band Edge Plot (n25 - 20MHz DFT-s-OFDM-QPSK - Full RB Configuration)

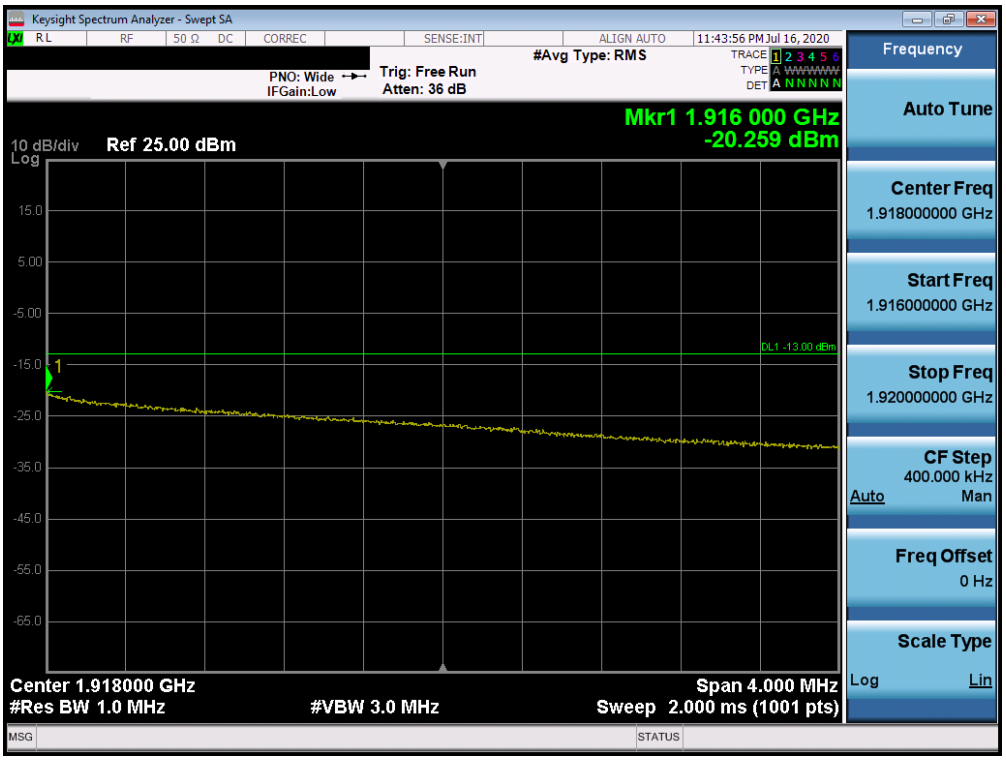

Plot 7-526. Upper Extended Band Edge Plot (n25 - 20MHz DFT-s-OFDM-QPSK - Full RB Configuration)

© 2020 PCTEST
All rights reserved. Unless otherwise specified, no part of this report may be reproduced or utilized in any part, form or by any means, electronic or mechanical, including photocopying and microfilm, without permission in writing from PCTEST. If you have any questions about this international copyright or have an enquiry about obtaining additional rights to this report or assembly of contents thereof, please contact INFO@PCTEST.COM.

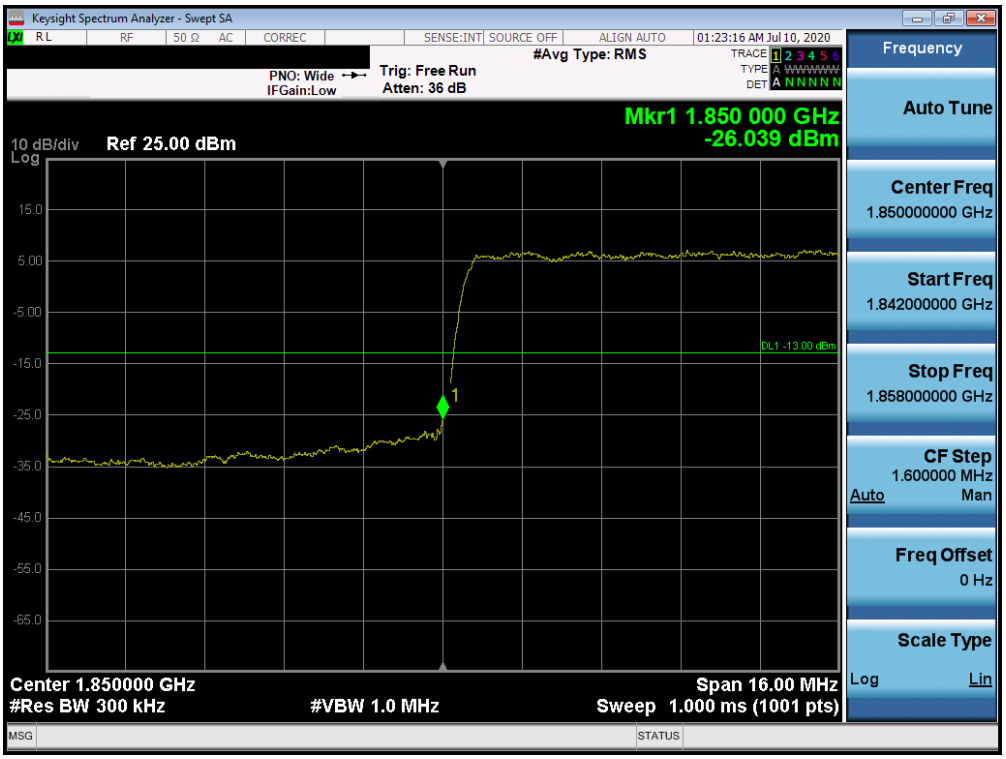

Plot 7-527. Lower Band Edge Plot (n25 - 25MHz DFT-s-OFDM-QPSK - Full RB Configuration)

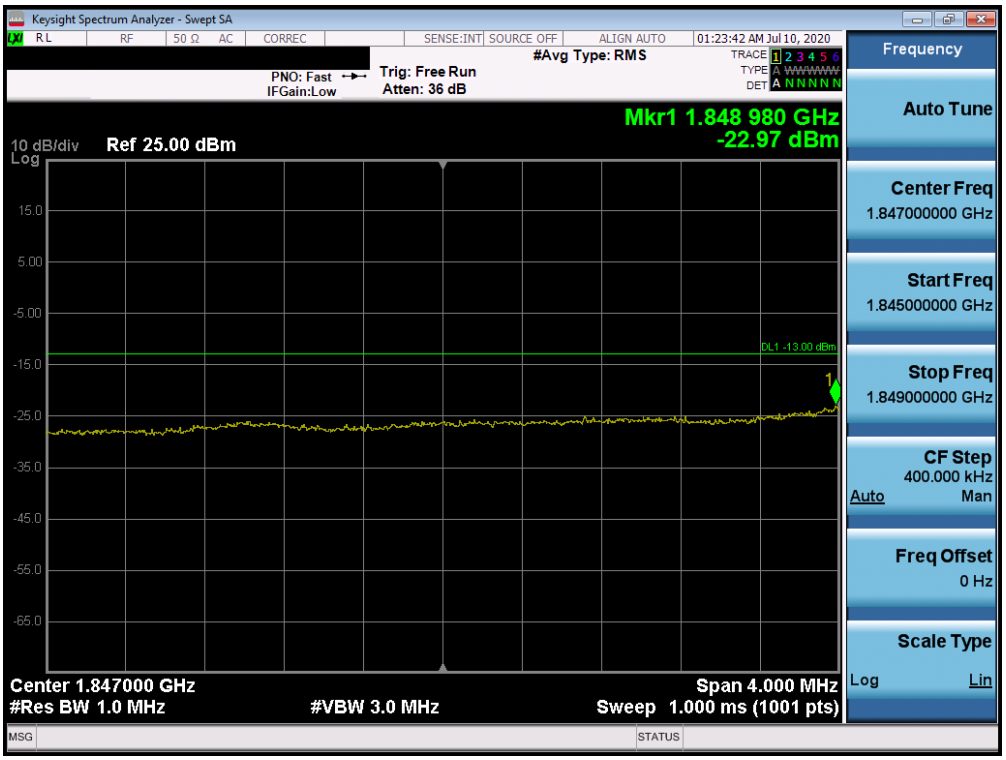

Plot 7-528. Lower Extended Band Edge Plot (n25 - 25MHz DFT-s-OFDM-QPSK - Full RB Configuration)

© 2020 PCTEST
All rights reserved. Unless otherwise specified, no part of this report may be reproduced or utilized in any part, form or by any means, electronic or mechanical, including photocopying and microfilm, without permission in writing from PCTEST. If you have any questions about this international copyright or have an enquiry about obtaining additional rights to this report or assembly of contents thereof, please contact INFO@PCTEST.COM.

Plot 7-529. Upper Band Edge Plot (n25 - 25MHz DFT-s-OFDM-QPSK - Full RB Configuration)

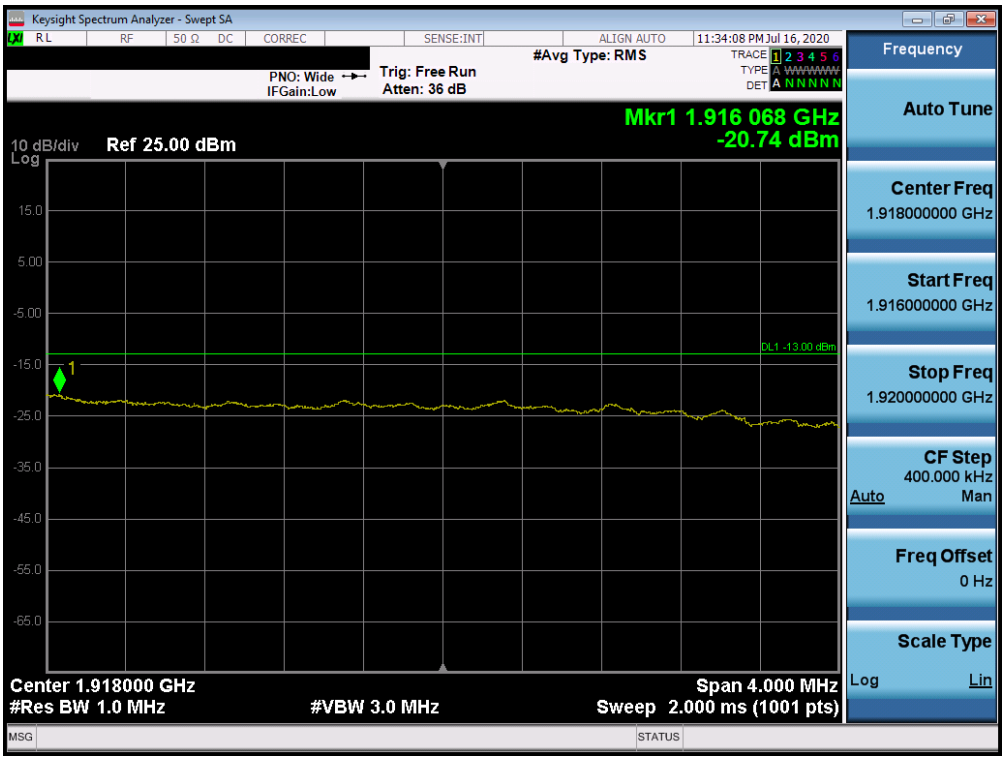

Plot 7-530. Upper Extended Band Edge Plot (n25- 25MHz DFT-s-OFDM-QPSK - Full RB Configuration)

© 2020 PCTEST
All rights reserved. Unless otherwise specified, no part of this report may be reproduced or utilized in any part, form or by any means, electronic or mechanical, including photocopying and microfilm, without permission in writing from PCTEST. If you have any questions about this international copyright or have an enquiry about obtaining additional rights to this report or assembly of contents thereof, please contact INFO@PCTEST.COM.

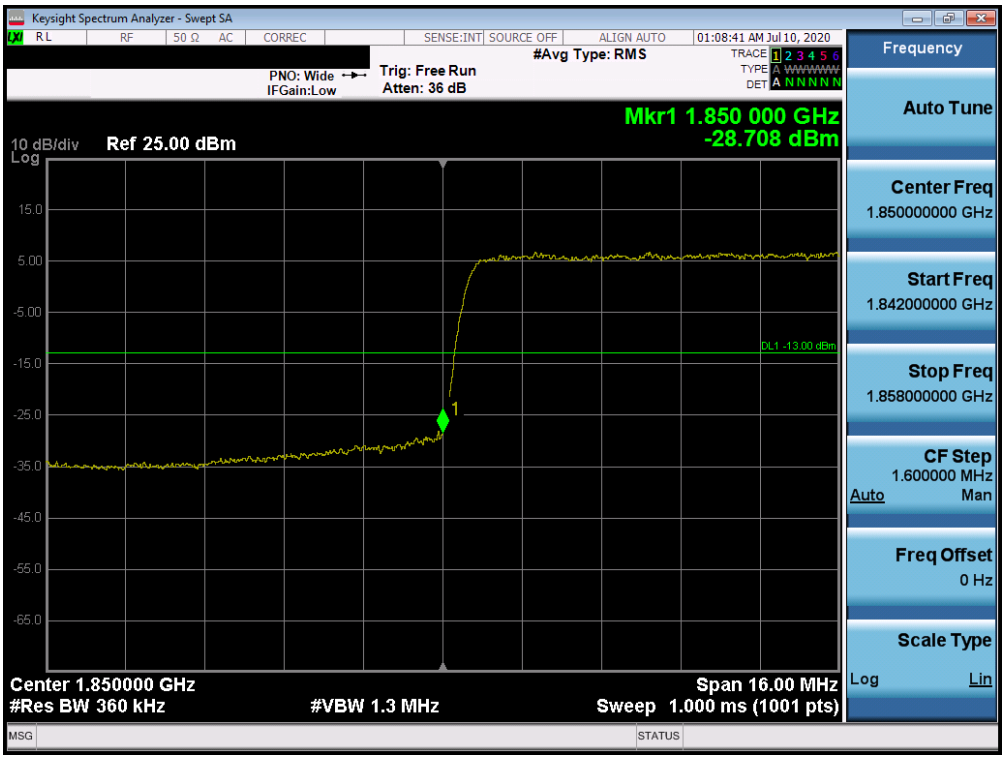

Plot 7-531. Lower Band Edge Plot (n25 - 30MHz DFT-s-OFDM-QPSK - Full RB Configuration)

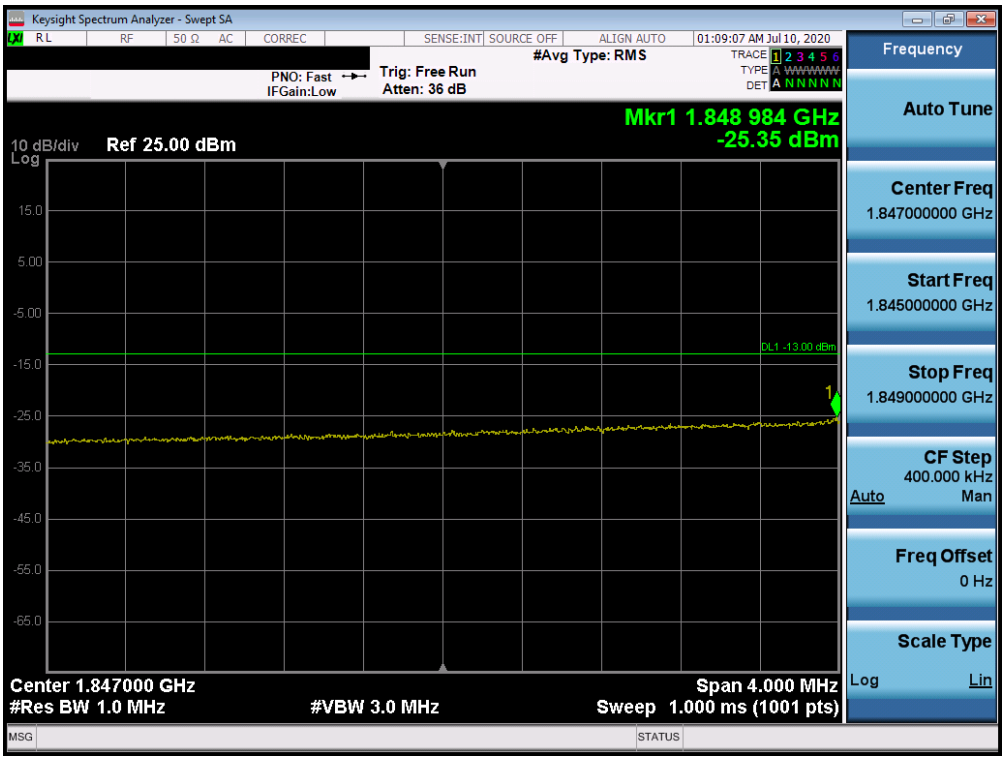

Plot 7-532. Lower Extended Band Edge Plot (n25 - 30MHz DFT-s-OFDM-QPSK - Full RB Configuration)

© 2020 PCTEST
All rights reserved. Unless otherwise specified, no part of this report may be reproduced or utilized in any part, form or by any means, electronic or mechanical, including photocopying and microfilm, without permission in writing from PCTEST. If you have any questions about this international copyright or have an enquiry about obtaining additional rights to this report or assembly of contents thereof, please contact INFO@PCTEST.COM.

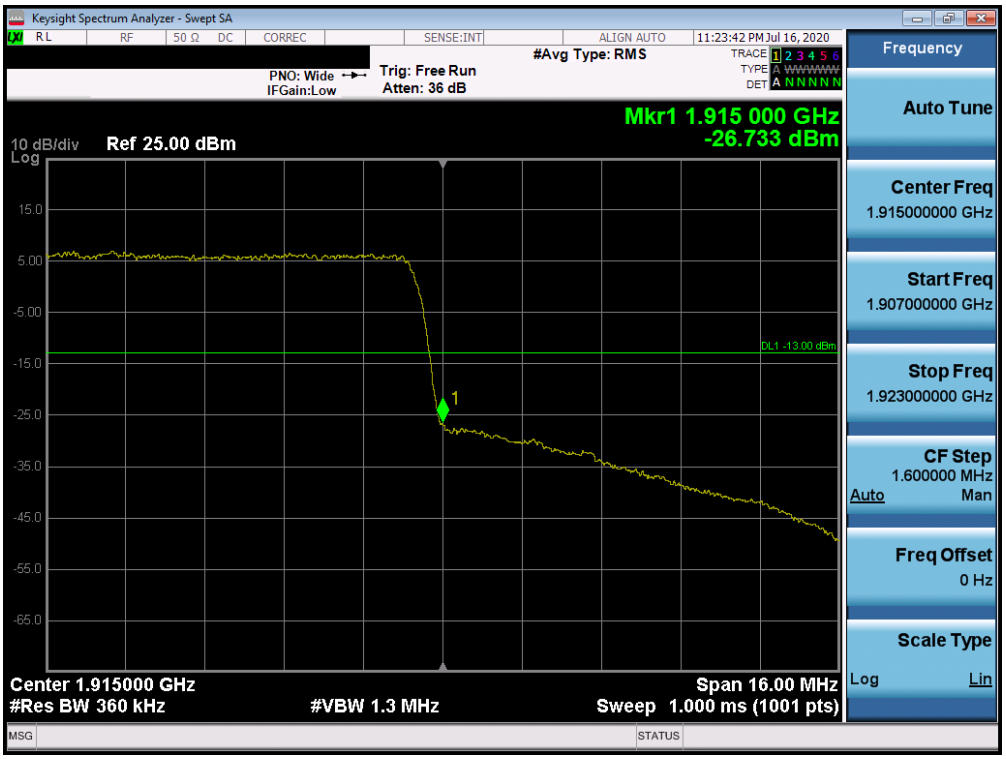

Plot 7-533. Upper Band Edge Plot (n25 - 30MHz DFT-s-OFDM-QPSK - Full RB Configuration)

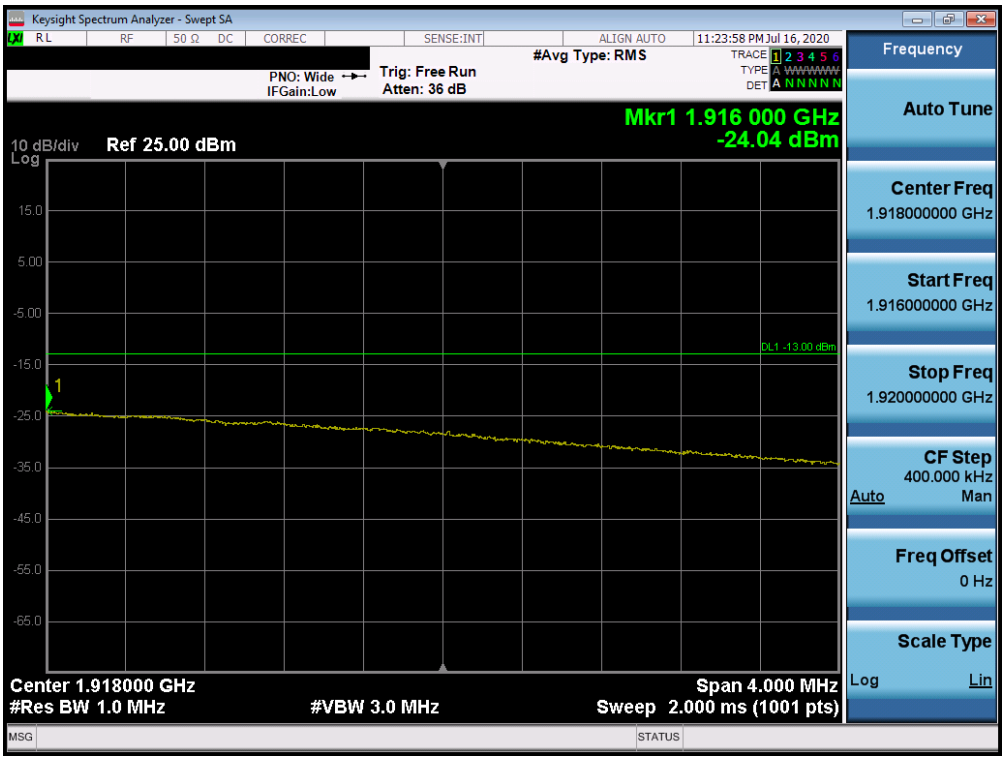

Plot 7-534. Upper Extended Band Edge Plot (n25 - 30MHz DFT-s-OFDM-QPSK - Full RB Configuration)

© 2020 PCTEST
All rights reserved. Unless otherwise specified, no part of this report may be reproduced or utilized in any part, form or by any means, electronic or mechanical, including photocopying and microfilm, without permission in writing from PCTEST. If you have any questions about this international copyright or have an enquiry about obtaining additional rights to this report or assembly of contents thereof, please contact INFO@PCTEST.COM.

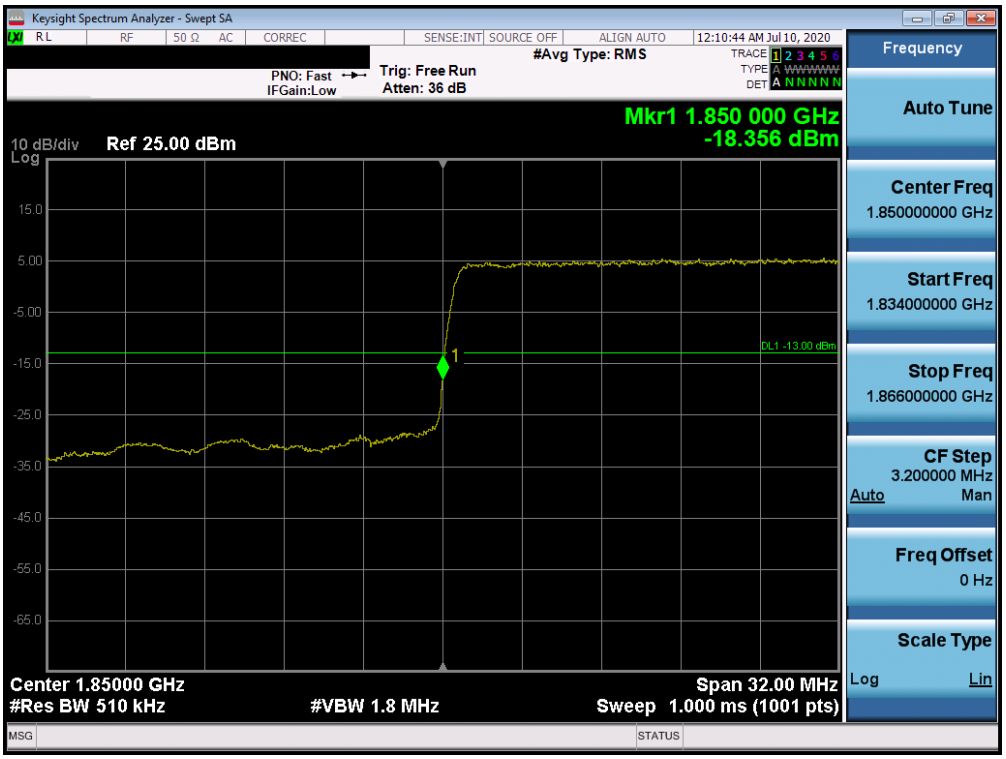

Plot 7-535. Lower Band Edge Plot (n25 - 40MHz DFT-s-OFDM-QPSK - Full RB Configuration)

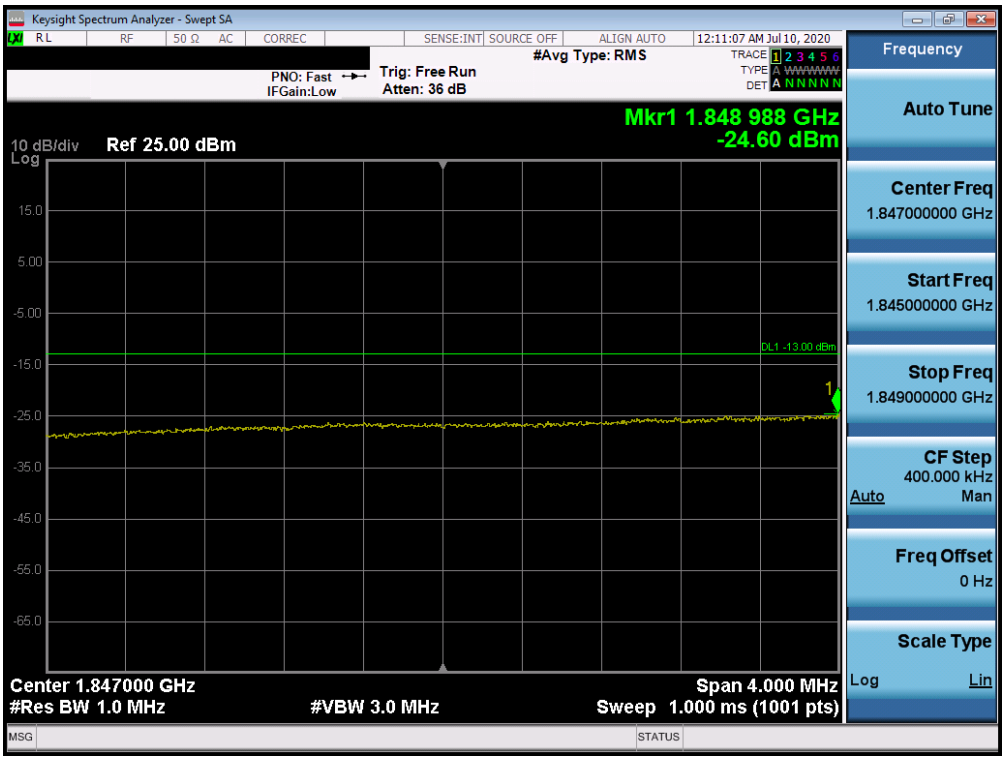

Plot 7-536. Lower Extended Band Edge Plot (n25 - 40MHz DFT-s-OFDM-QPSK - Full RB Configuration)

© 2020 PCTEST
All rights reserved. Unless otherwise specified, no part of this report may be reproduced or utilized in any part, form or by any means, electronic or mechanical, including photocopying and microfilm, without permission in writing from PCTEST. If you have any questions about this international copyright or have an enquiry about obtaining additional rights to this report or assembly of contents thereof, please contact INFO@PCTEST.COM.

Plot 7-537. Upper Band Edge Plot (n25 - 40MHz DFT-s-OFDM-QPSK - Full RB Configuration)

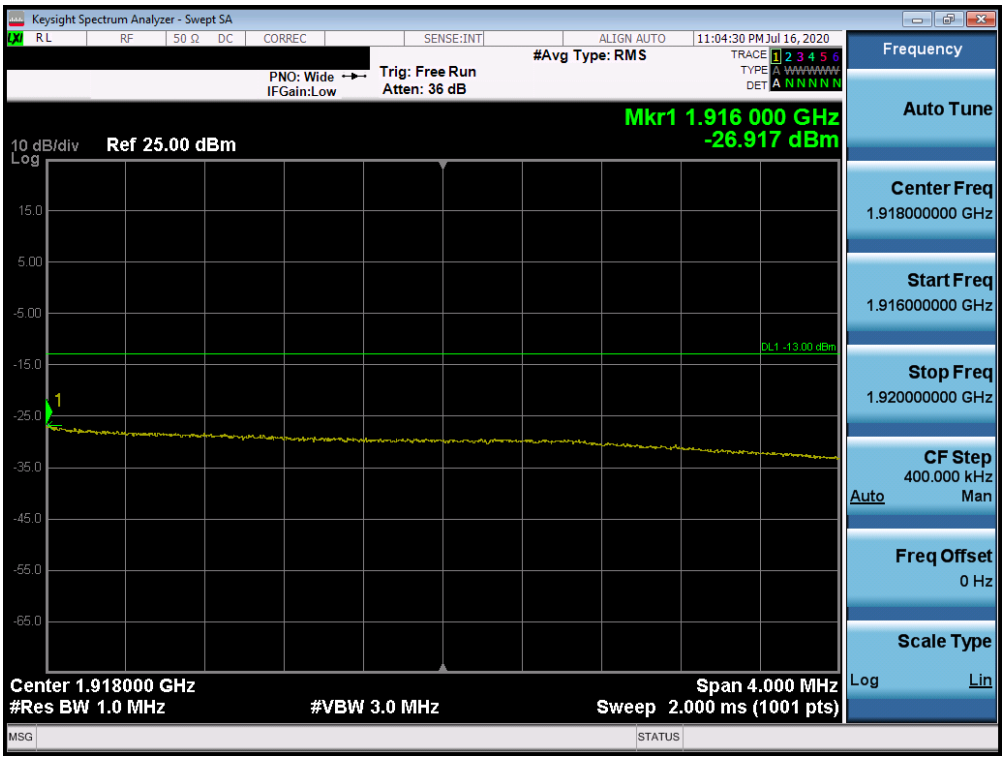

Plot 7-538. Upper Extended Band Edge Plot (n25 - 40MHz DFT-s-OFDM-QPSK - Full RB Configuration)

© 2020 PCTEST
All rights reserved. Unless otherwise specified, no part of this report may be reproduced or utilized in any part, form or by any means, electronic or mechanical, including photocopying and microfilm, without permission in writing from PCTEST. If you have any questions about this international copyright or have an enquiry about obtaining additional rights to this report or assembly of contents thereof, please contact INFO@PCTEST.COM.

NR Band n25 (SA/NSA Ant3)

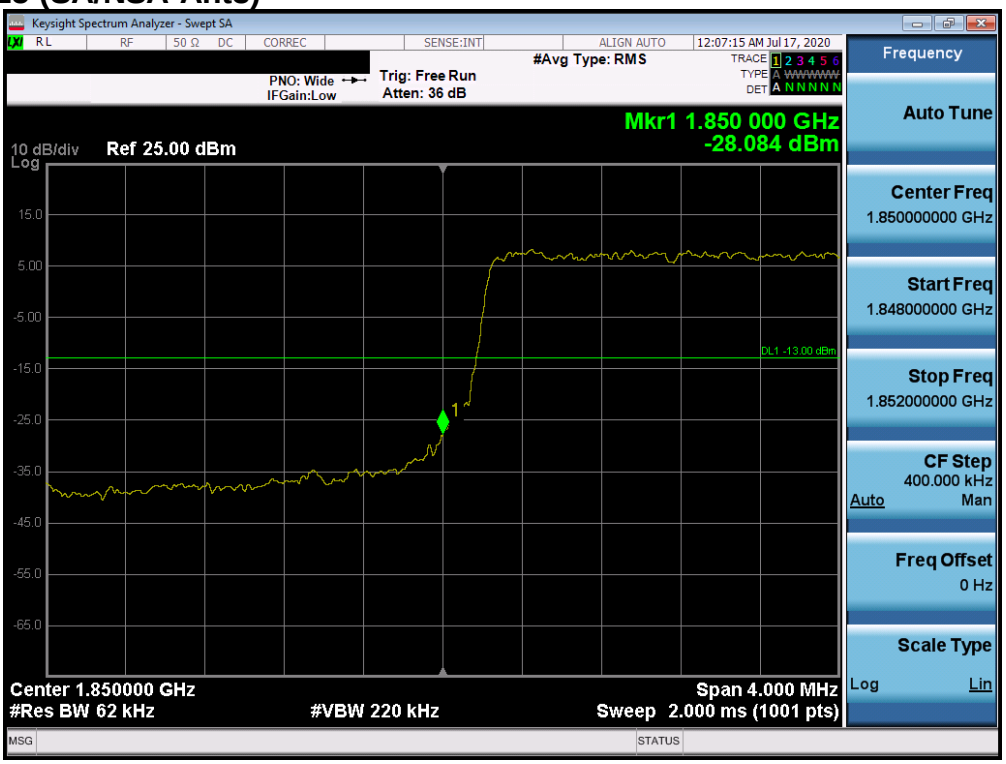

Plot 7-539. Lower Band Edge Plot (n25 - 5MHz DFT-s-OFDM-QPSK - Full RB Configuration)

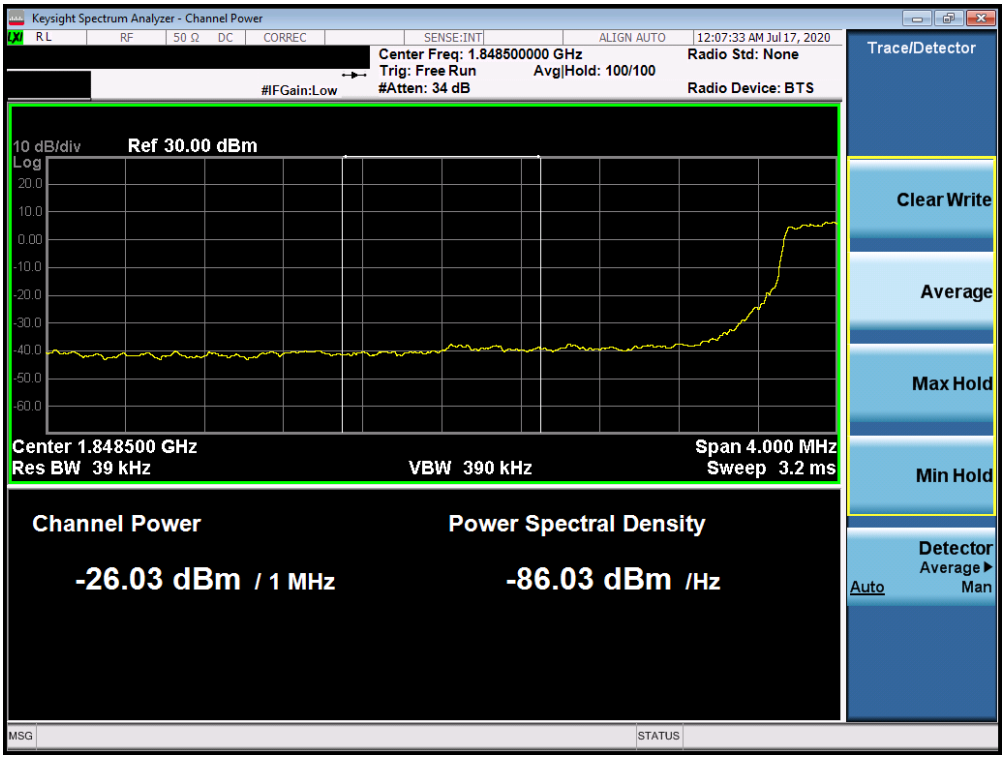

Plot 7-540. Lower Extended Band Edge Plot (n25 - 5MHz DFT-s-OFDM-QPSK - Full RB Configuration)

© 2020 PCTEST
All rights reserved. Unless otherwise specified, no part of this report may be reproduced or utilized in any part, form or by any means, electronic or mechanical, including photocopying and microfilm, without permission in writing from PCTEST. If you have any questions about this international copyright or have an enquiry about obtaining additional rights to this report or assembly of contents thereof, please contact INFO@PCTEST.COM.

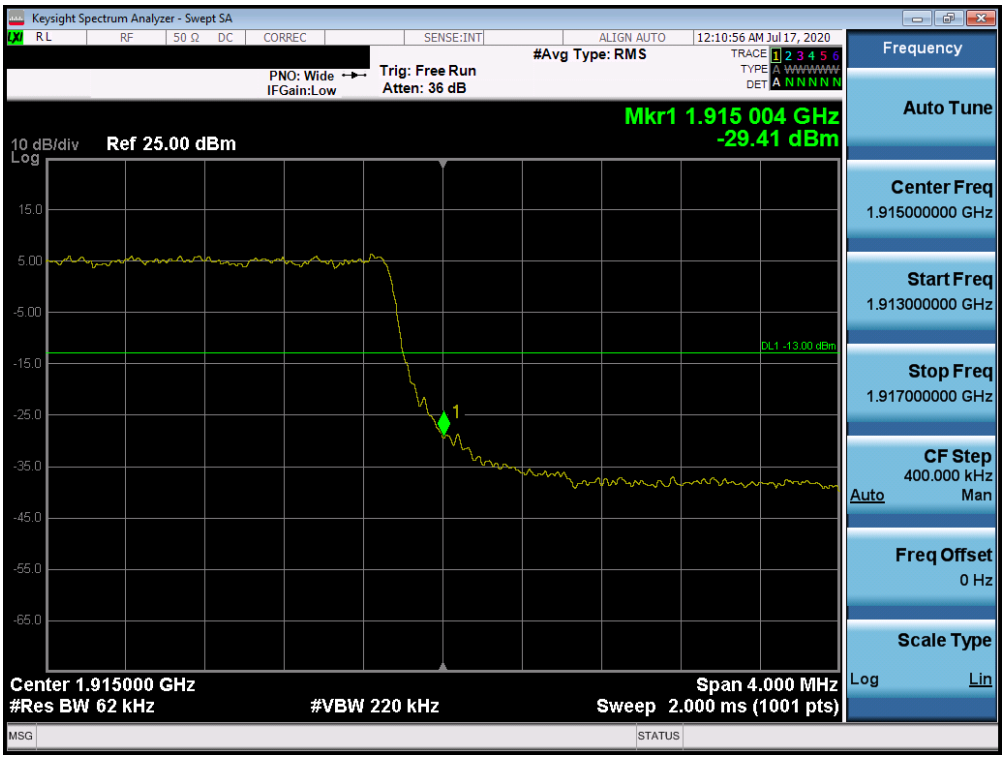

Plot 7-541. Upper Band Edge Plot (n25 - 5MHz DFT-s-OFDM-QPSK - Full RB Configuration)

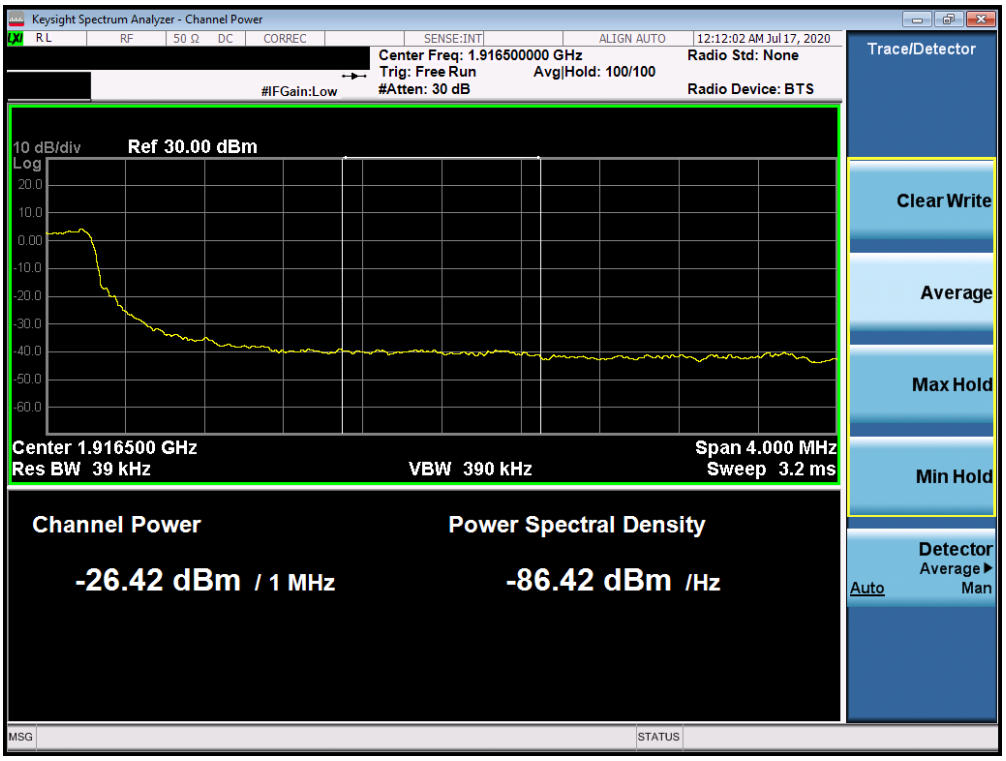

Plot 7-542. Upper Extended Band Edge Plot (n25 - 5MHz DFT-s-OFDM-QPSK - Full RB Configuration)

© 2020 PCTEST
All rights reserved. Unless otherwise specified, no part of this report may be reproduced or utilized in any part, form or by any means, electronic or mechanical, including photocopying and microfilm, without permission in writing from PCTEST. If you have any questions about this international copyright or have an enquiry about obtaining additional rights to this report or assembly of contents thereof, please contact INFO@PCTEST.COM.

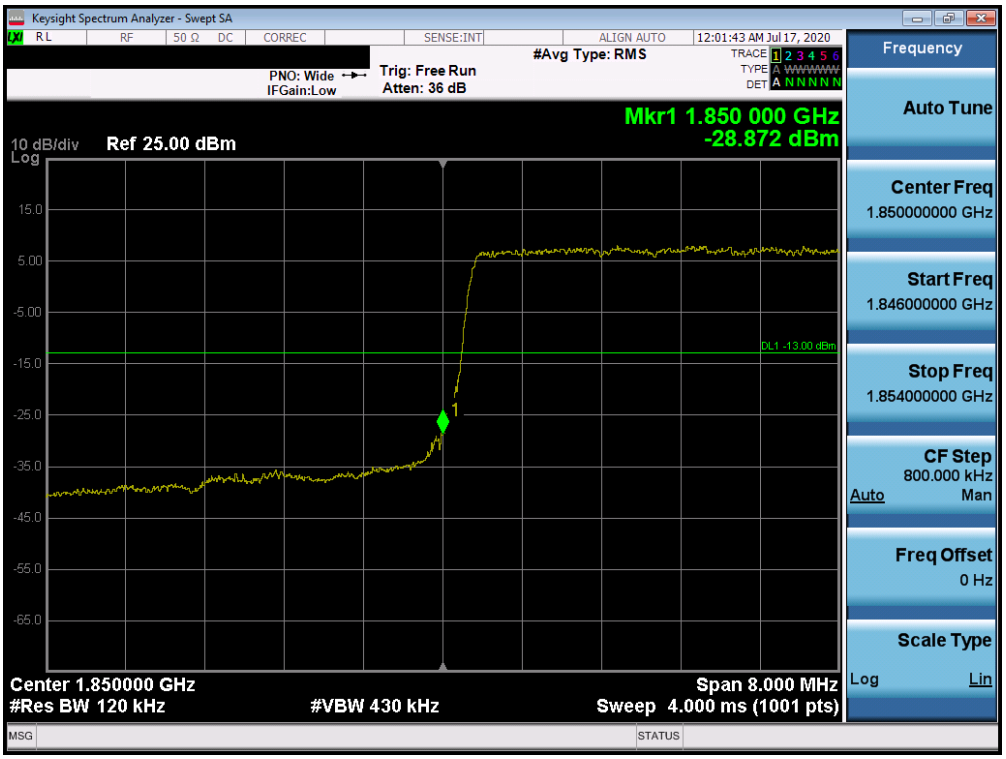

Plot 7-543. Lower Band Edge Plot (n25 - 10MHz DFT-s-OFDM-QPSK - Full RB Configuration)

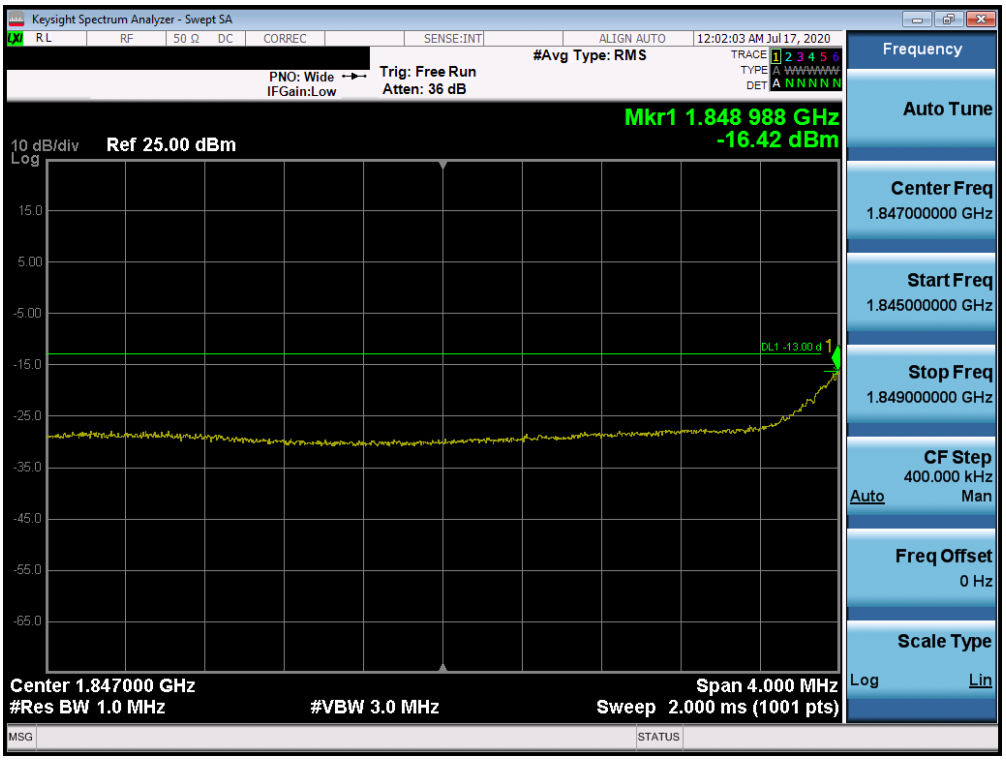

Plot 7-544. Lower Extended Band Edge Plot (n25 - 10MHz DFT-s-OFDM-QPSK - Full RB Configuration)

© 2020 PCTEST
All rights reserved. Unless otherwise specified, no part of this report may be reproduced or utilized in any part, form or by any means, electronic or mechanical, including photocopying and microfilm, without permission in writing from PCTEST. If you have any questions about this international copyright or have an enquiry about obtaining additional rights to this report or assembly of contents thereof, please contact INFO@PCTEST.COM.

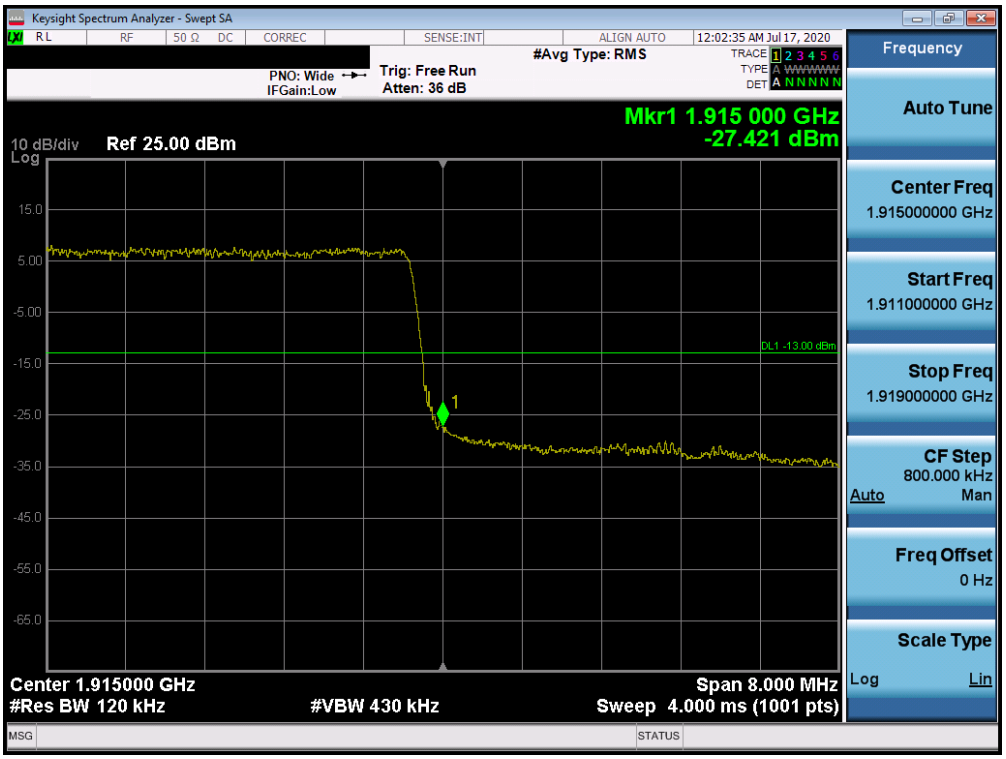

Plot 7-545. Upper Band Edge Plot (n25 - 10MHz DFT-s-OFDM-QPSK - Full RB Configuration)

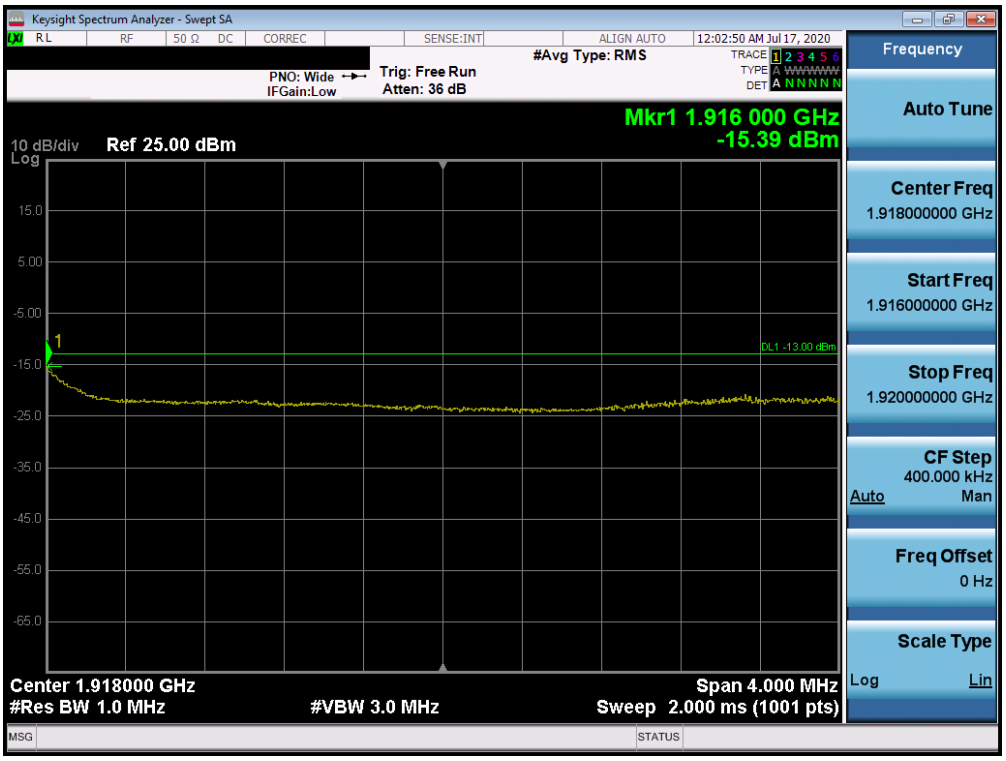

Plot 7-546. Upper Extended Band Edge Plot (n25 - 10MHz DFT-s-OFDM-QPSK - Full RB Configuration)

© 2020 PCTEST V 9.0 02/01/2019

All rights reserved. Unless otherwise specified, no part of this report may be reproduced or utilized in any part, form or by any means, electronic or mechanical, including photocopying and microfilm, without permission in writing from PCTEST. If you have any questions about this international copyright or have an enquiry about obtaining additional rights to this report or assembly of contents thereof, please contact INFO@PCTEST.COM.

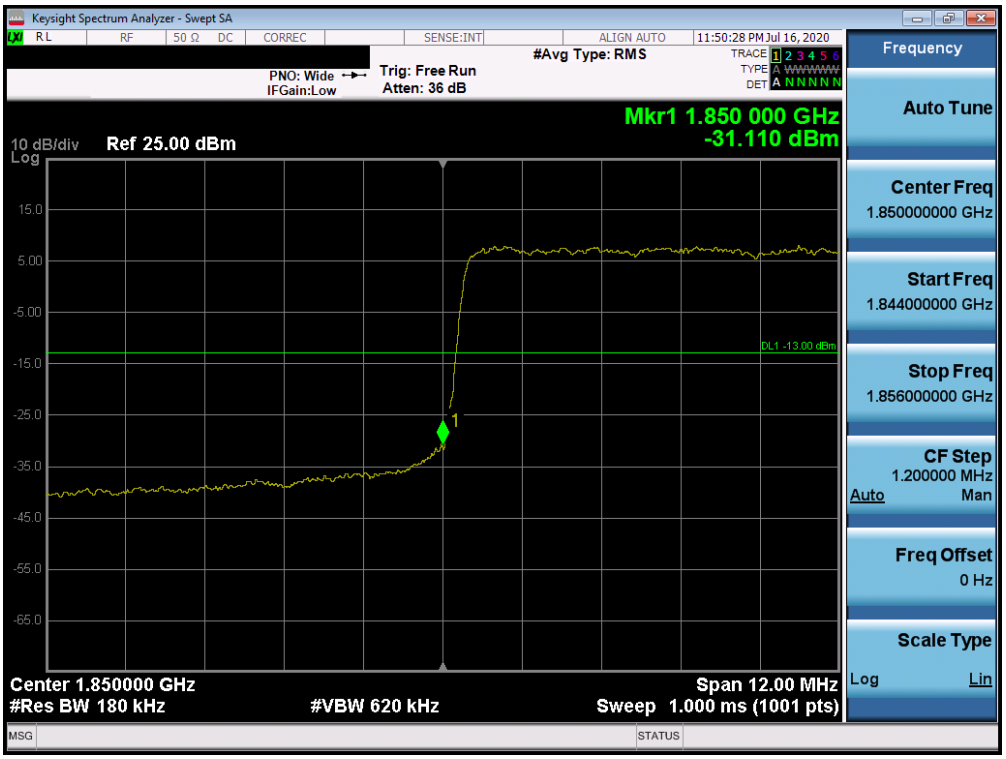

Plot 7-547. Lower Band Edge Plot (n25 - 15MHz DFT-s-OFDM-QPSK - Full RB Configuration)

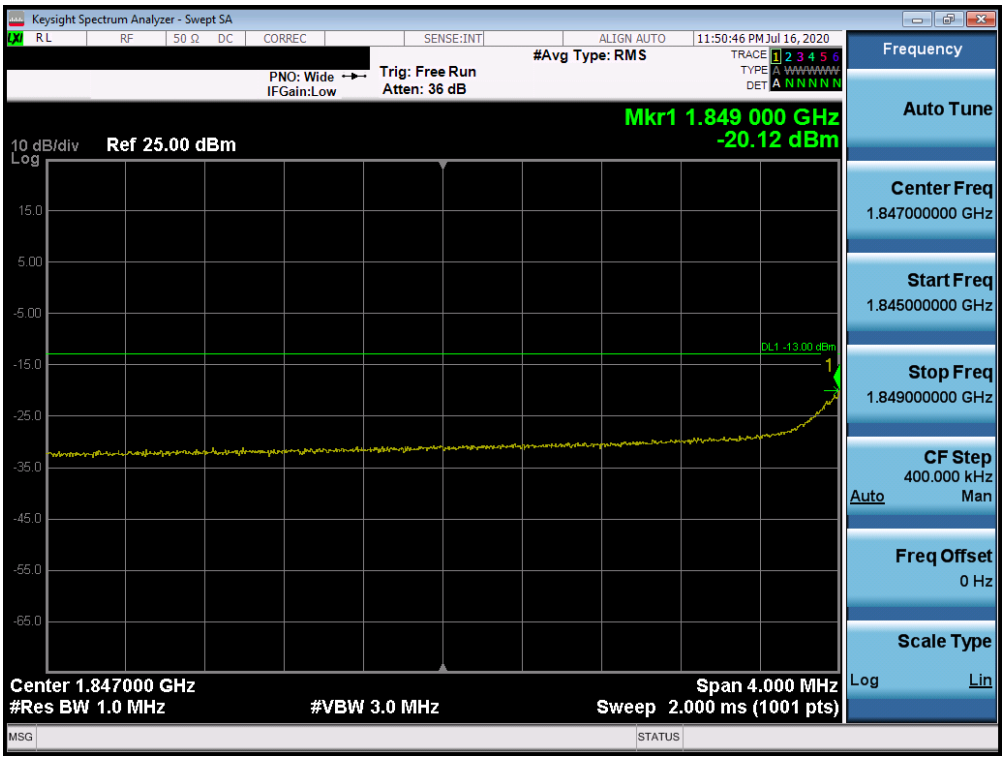

Plot 7-548. Lower Extended Band Edge Plot (n25 - 15MHz DFT-s-OFDM-QPSK - Full RB Configuration)

© 2020 PCTEST
All rights reserved. Unless otherwise specified, no part of this report may be reproduced or utilized in any part, form or by any means, electronic or mechanical, including photocopying and microfilm, without permission in writing from PCTEST. If you have any questions about this international copyright or have an enquiry about obtaining additional rights to this report or assembly of contents thereof, please contact INFO@PCTEST.COM.

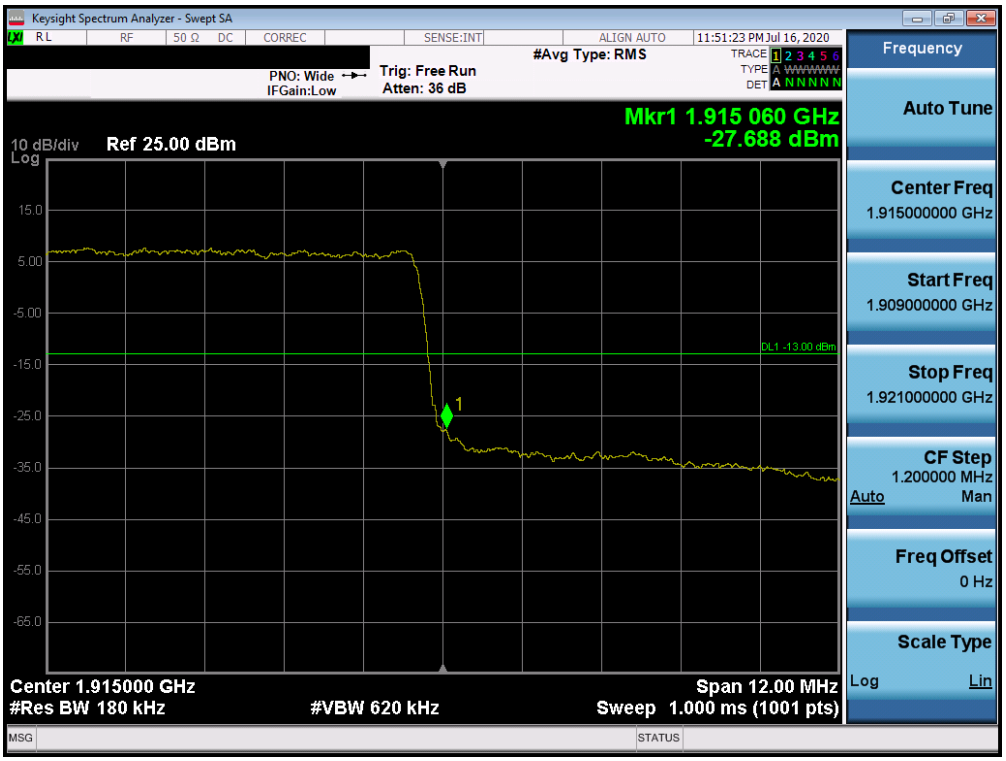

Plot 7-549. Upper Band Edge Plot (n25 - 15MHz DFT-s-OFDM-QPSK - Full RB Configuration)

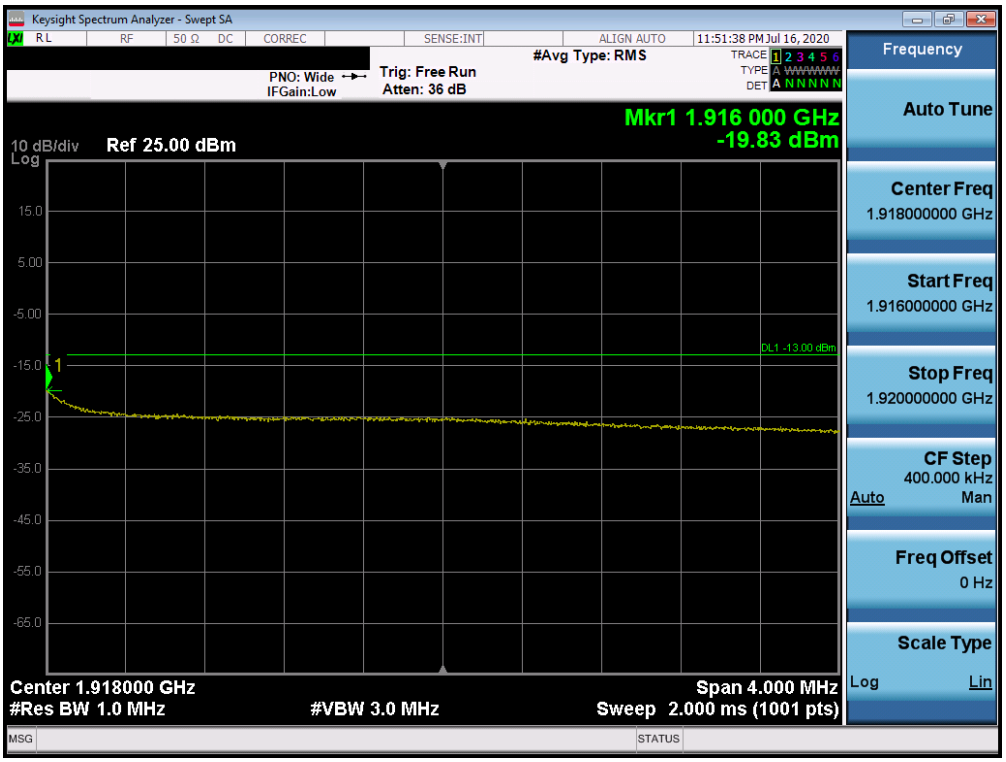

Plot 7-550. Upper Extended Band Edge Plot (n25- 15MHz DFT-s-OFDM-QPSK - Full RB Configuration)

© 2020 PCTEST
All rights reserved. Unless otherwise specified, no part of this report may be reproduced or utilized in any part, form or by any means, electronic or mechanical, including photocopying and microfilm, without permission in writing from PCTEST. If you have any questions about this international copyright or have an enquiry about obtaining additional rights to this report or assembly of contents thereof, please contact INFO@PCTEST.COM.

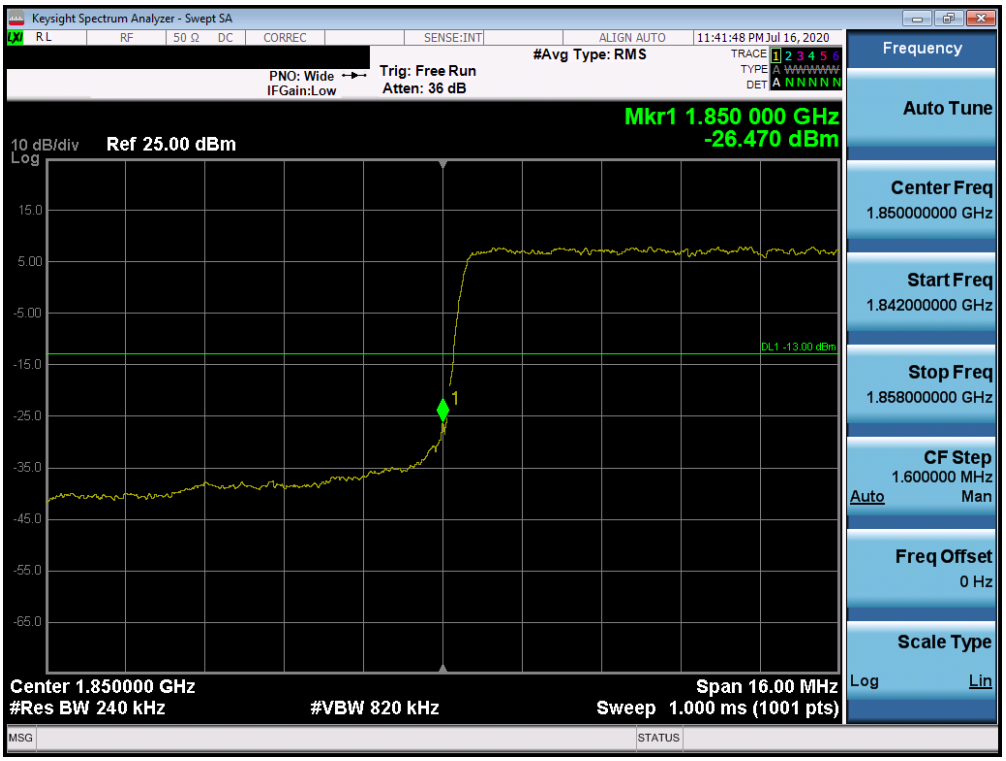

Plot 7-551. Lower Band Edge Plot (n25 - 20MHz DFT-s-OFDM-QPSK - Full RB Configuration)

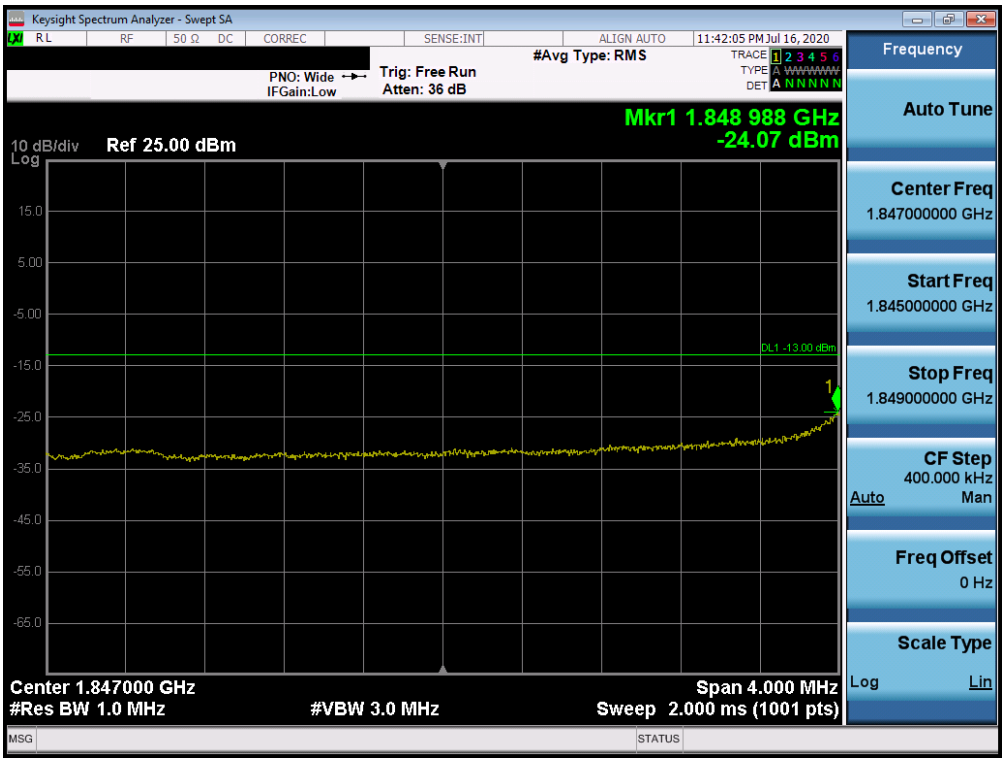

Plot 7-552. Lower Extended Band Edge Plot (n25 - 20MHz DFT-s-OFDM-QPSK - Full RB Configuration)

© 2020 PCTEST
All rights reserved. Unless otherwise specified, no part of this report may be reproduced or utilized in any part, form or by any means, electronic or mechanical, including photocopying and microfilm, without permission in writing from PCTEST. If you have any questions about this international copyright or have an enquiry about obtaining additional rights to this report or assembly of contents thereof, please contact INFO@PCTEST.COM.

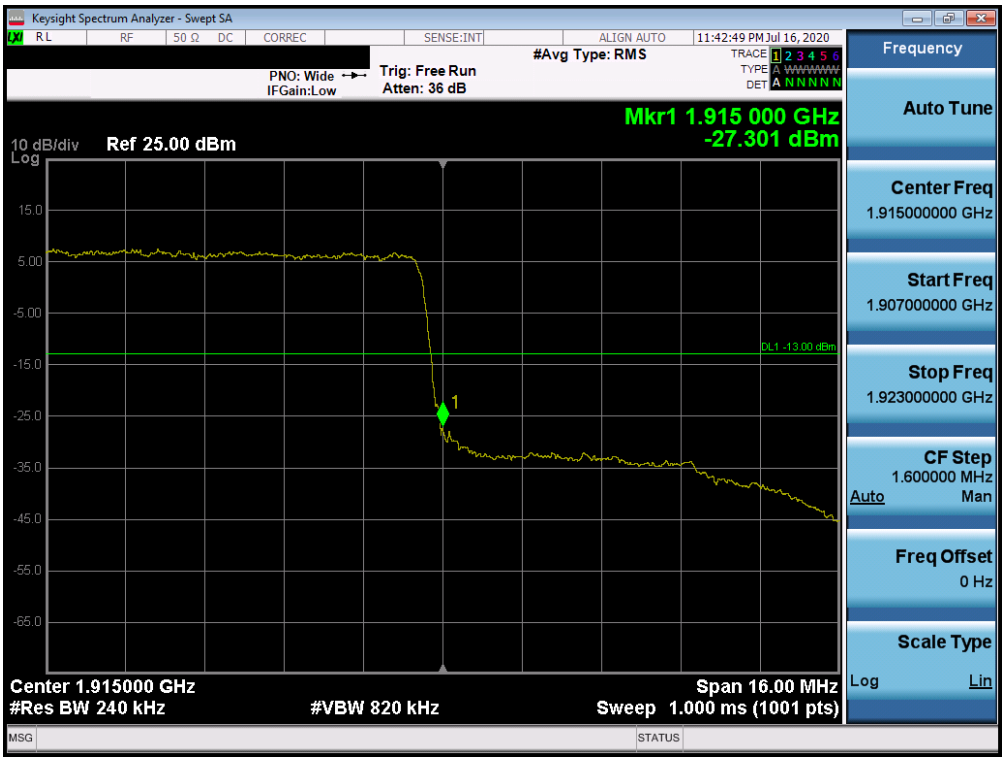

Plot 7-553. Upper Band Edge Plot (n25 - 20MHz DFT-s-OFDM-QPSK - Full RB Configuration)

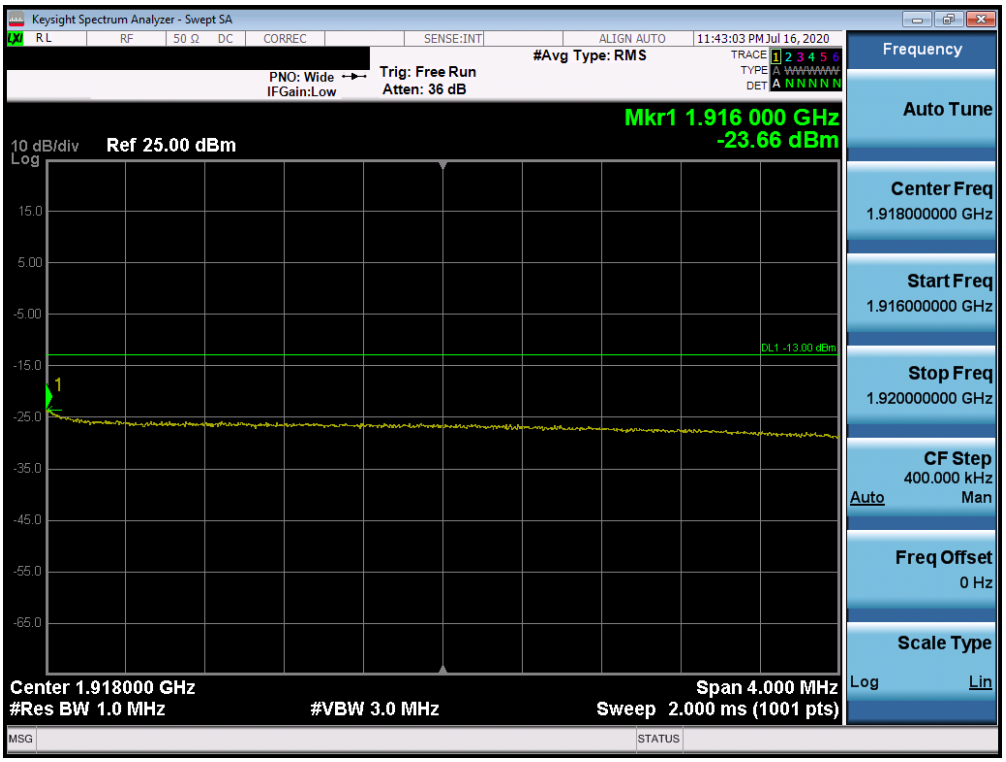

Plot 7-554. Upper Extended Band Edge Plot (n25 - 20MHz DFT-s-OFDM-QPSK - Full RB Configuration)

© 2020 PCTEST
All rights reserved. Unless otherwise specified, no part of this report may be reproduced or utilized in any part, form or by any means, electronic or mechanical, including photocopying and microfilm, without permission in writing from PCTEST. If you have any questions about this international copyright or have an enquiry about obtaining additional rights to this report or assembly of contents thereof, please contact INFO@PCTEST.COM.

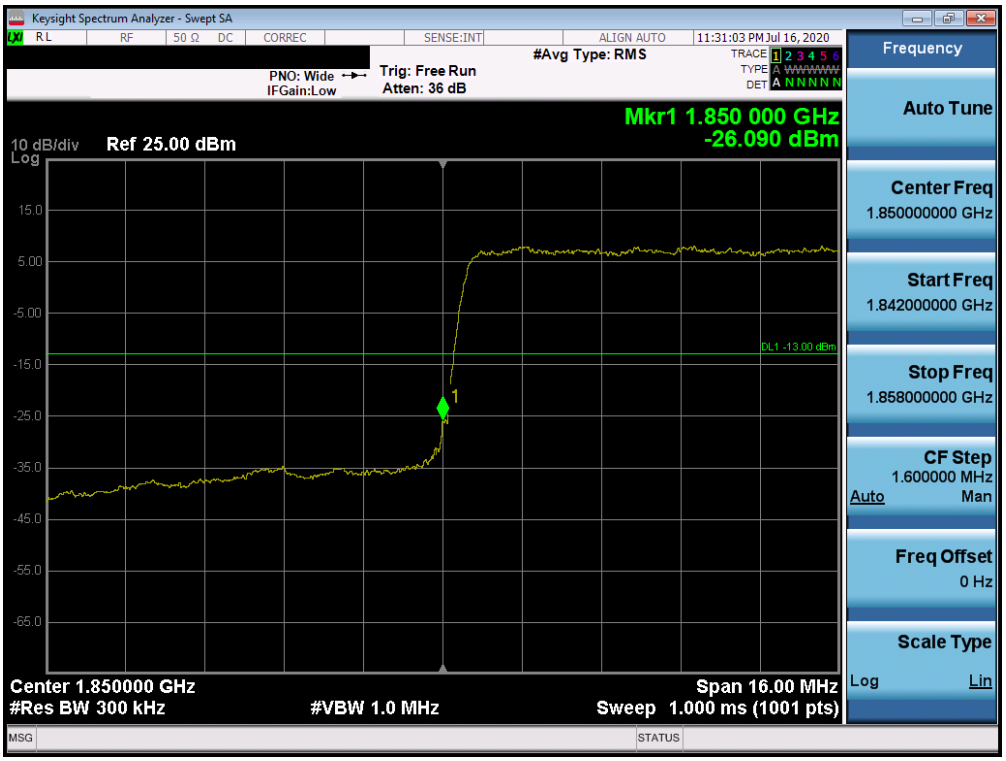

Plot 7-555. Lower Band Edge Plot (n25 - 25MHz DFT-s-OFDM-QPSK - Full RB Configuration)

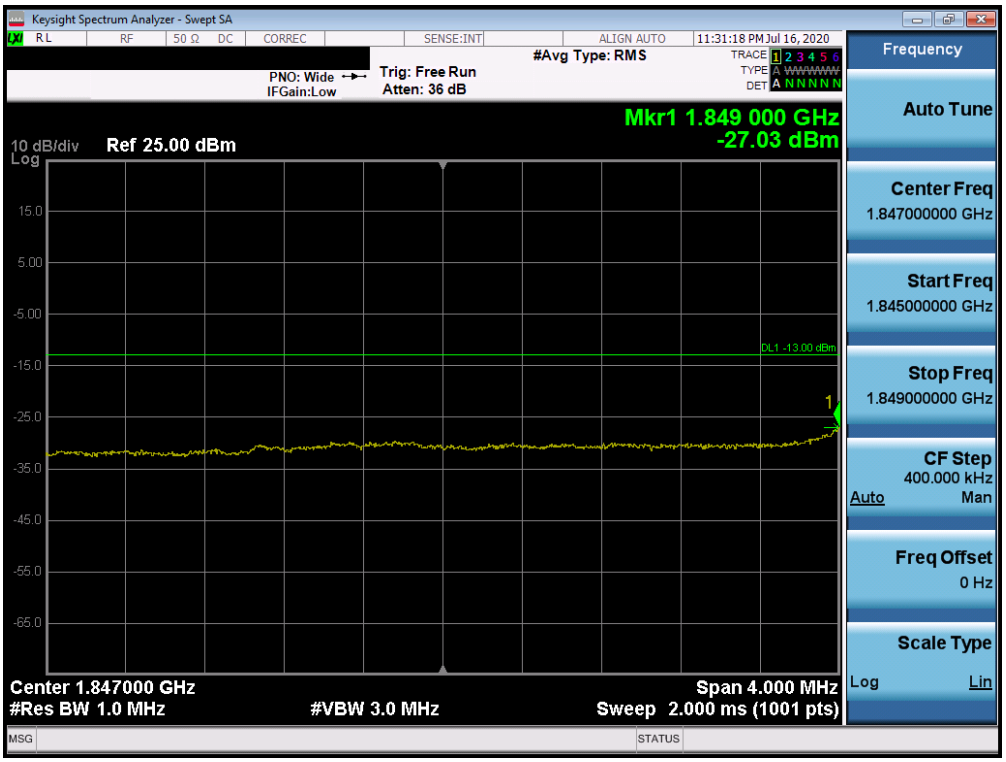

Plot 7-556. Lower Extended Band Edge Plot (n25 - 25MHz DFT-s-OFDM-QPSK - Full RB Configuration)

© 2020 PCTEST
All rights reserved. Unless otherwise specified, no part of this report may be reproduced or utilized in any part, form or by any means, electronic or mechanical, including photocopying and microfilm, without permission in writing from PCTEST. If you have any questions about this international copyright or have an enquiry about obtaining additional rights to this report or assembly of contents thereof, please contact INFO@PCTEST.COM.

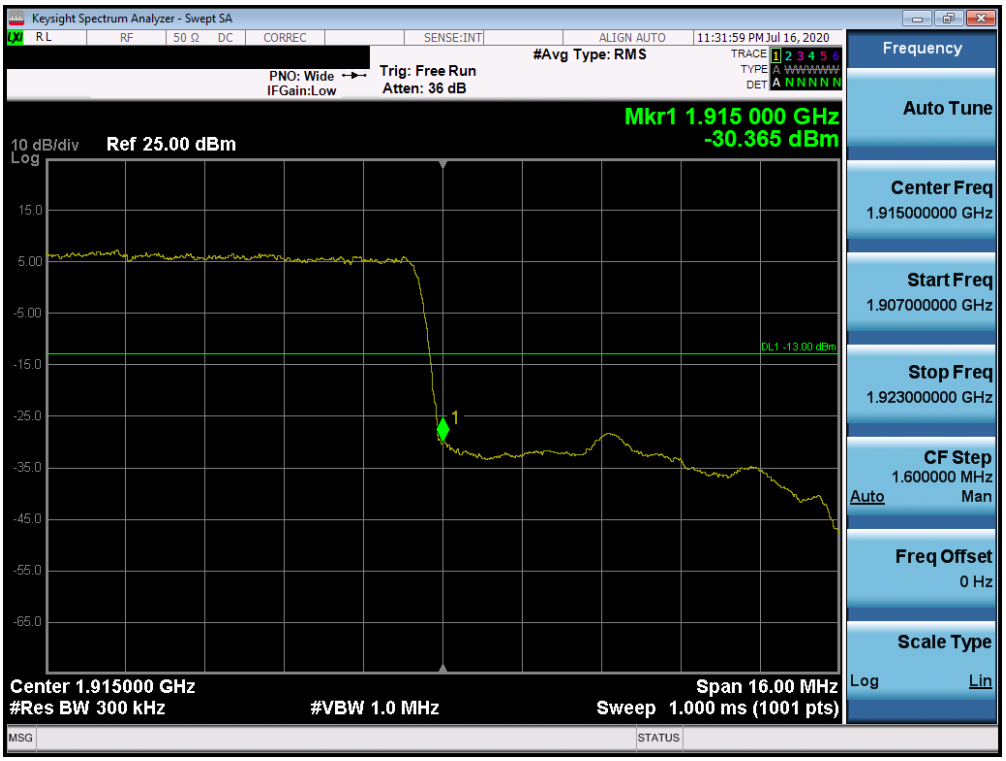

Plot 7-557. Upper Band Edge Plot (n25 - 25MHz DFT-s-OFDM-QPSK - Full RB Configuration)

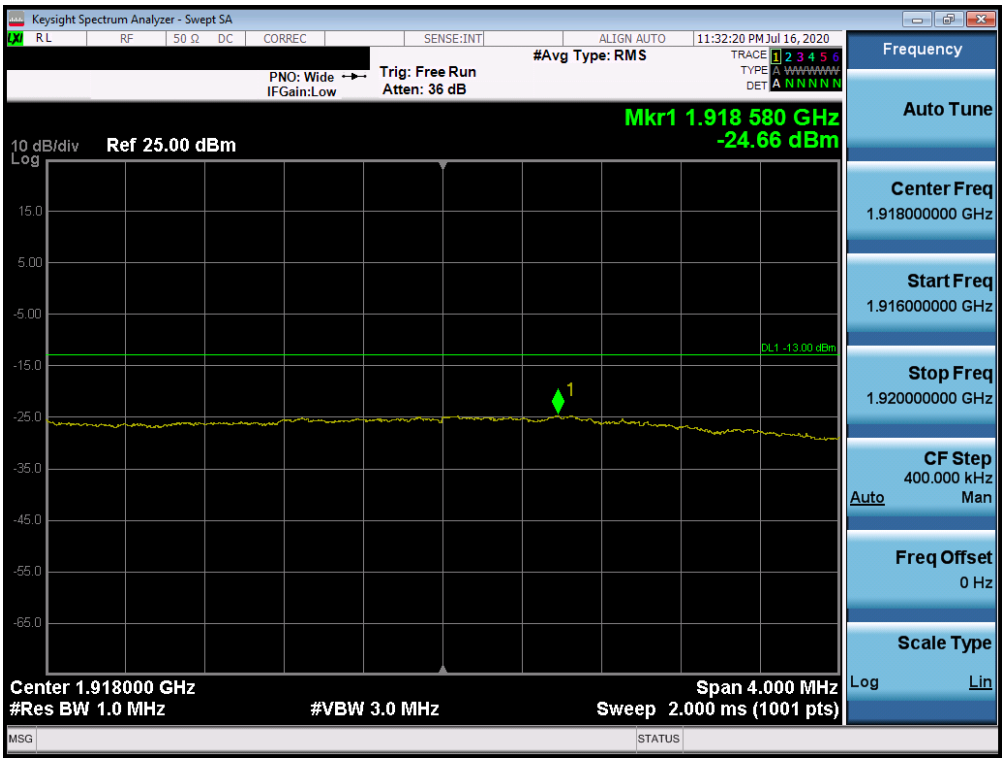

Plot 7-558. Upper Extended Band Edge Plot (n25- 25MHz DFT-s-OFDM-QPSK - Full RB Configuration)

© 2020 PCTEST
All rights reserved. Unless otherwise specified, no part of this report may be reproduced or utilized in any part, form or by any means, electronic or mechanical, including photocopying and microfilm, without permission in writing from PCTEST. If you have any questions about this international copyright or have an enquiry about obtaining additional rights to this report or assembly of contents thereof, please contact INFO@PCTEST.COM.

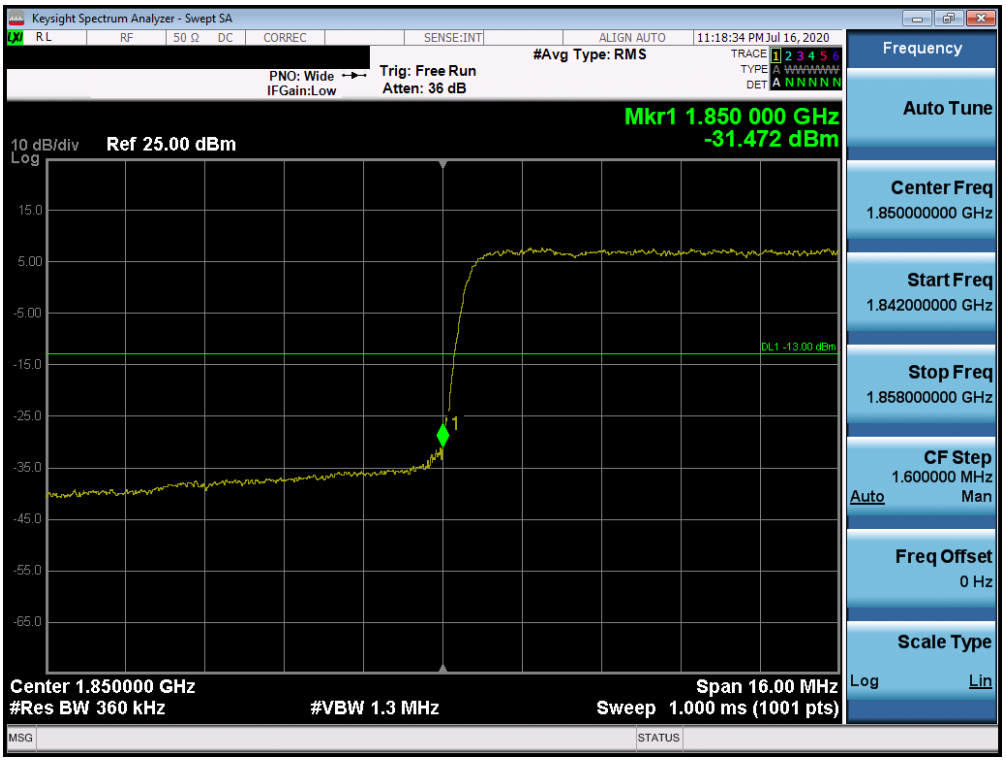

Plot 7-559. Lower Band Edge Plot (n25 - 30MHz DFT-s-OFDM-QPSK - Full RB Configuration)

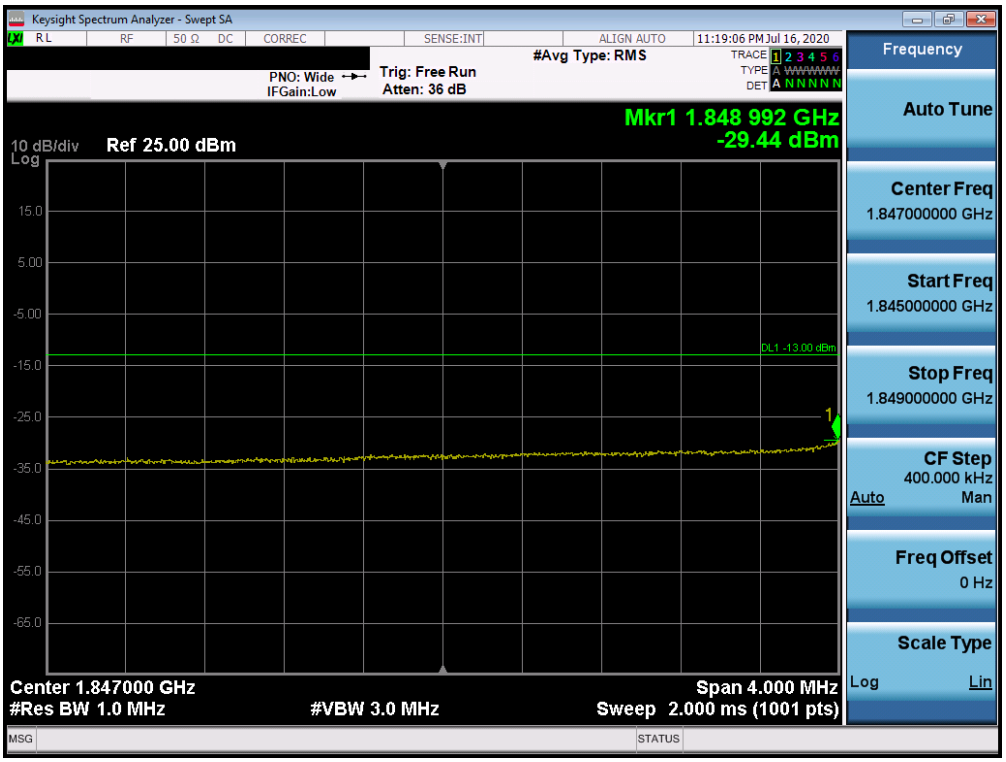

Plot 7-560. Lower Extended Band Edge Plot (n25 - 30MHz DFT-s-OFDM-QPSK - Full RB Configuration)

© 2020 PCTEST
All rights reserved. Unless otherwise specified, no part of this report may be reproduced or utilized in any part, form or by any means, electronic or mechanical, including photocopying and microfilm, without permission in writing from PCTEST. If you have any questions about this international copyright or have an enquiry about obtaining additional rights to this report or assembly of contents thereof, please contact INFO@PCTEST.COM.

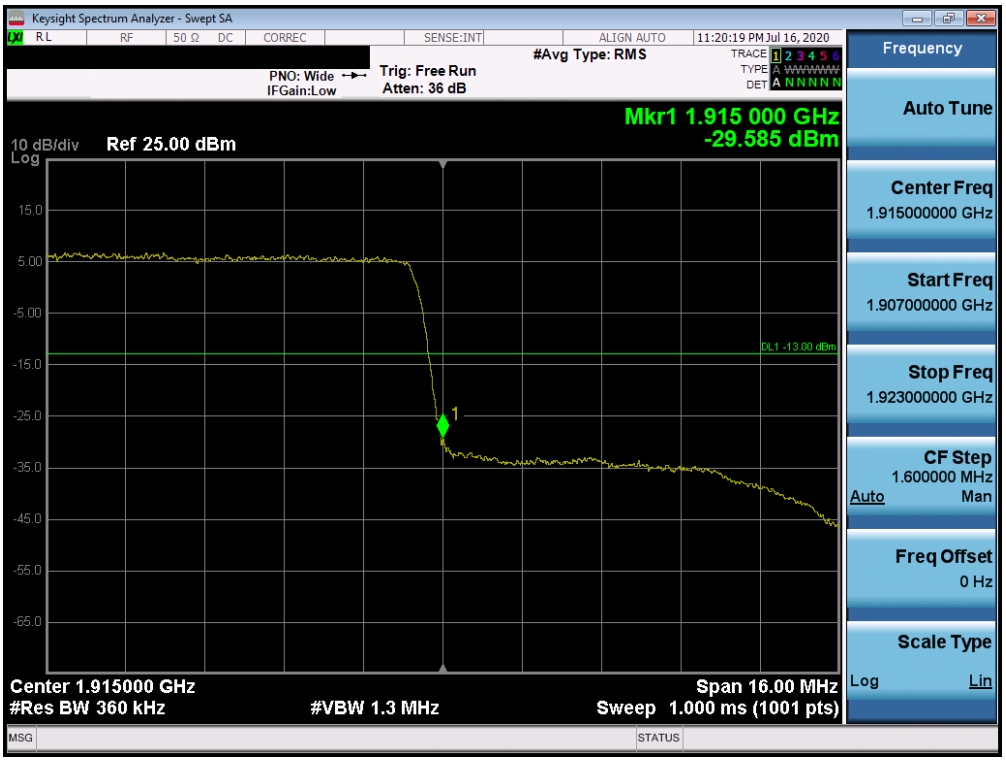

Plot 7-561. Upper Band Edge Plot (n25 - 30MHz DFT-s-OFDM-QPSK - Full RB Configuration)

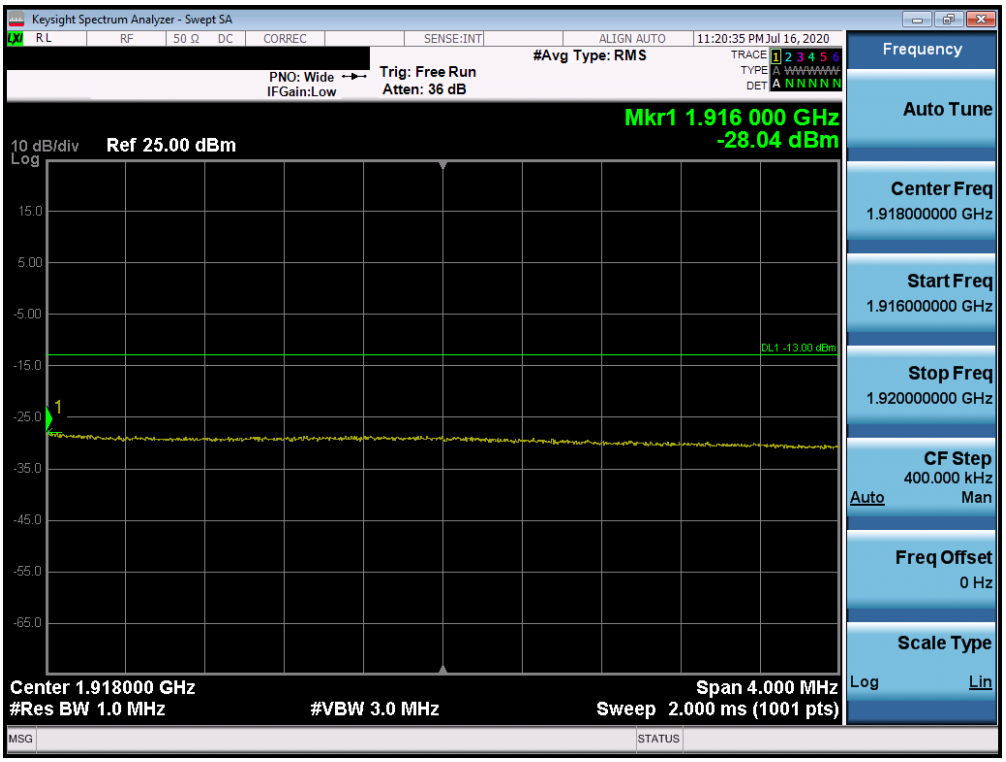

Plot 7-562. Upper Extended Band Edge Plot (n25 - 30MHz DFT-s-OFDM-QPSK - Full RB Configuration)

© 2020 PCTEST
All rights reserved. Unless otherwise specified, no part of this report may be reproduced or utilized in any part, form or by any means, electronic or mechanical, including photocopying and microfilm, without permission in writing from PCTEST. If you have any questions about this international copyright or have an enquiry about obtaining additional rights to this report or assembly of contents thereof, please contact INFO@PCTEST.COM.

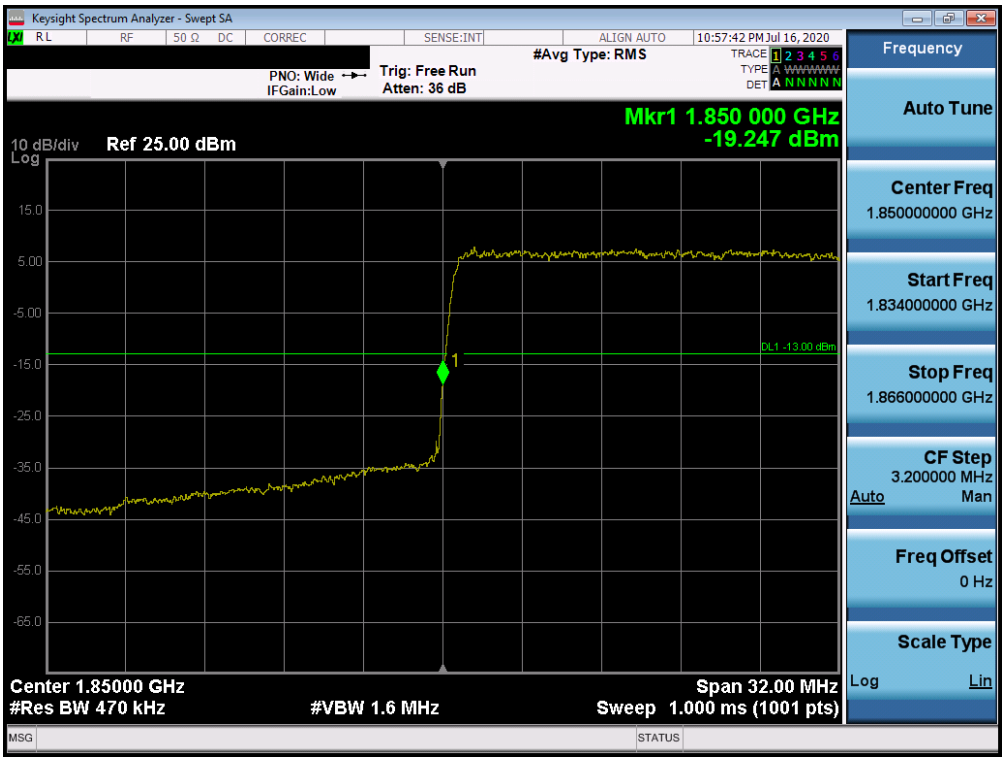

Plot 7-563. Lower Band Edge Plot (n25 - 40MHz DFT-s-OFDM-QPSK - Full RB Configuration)

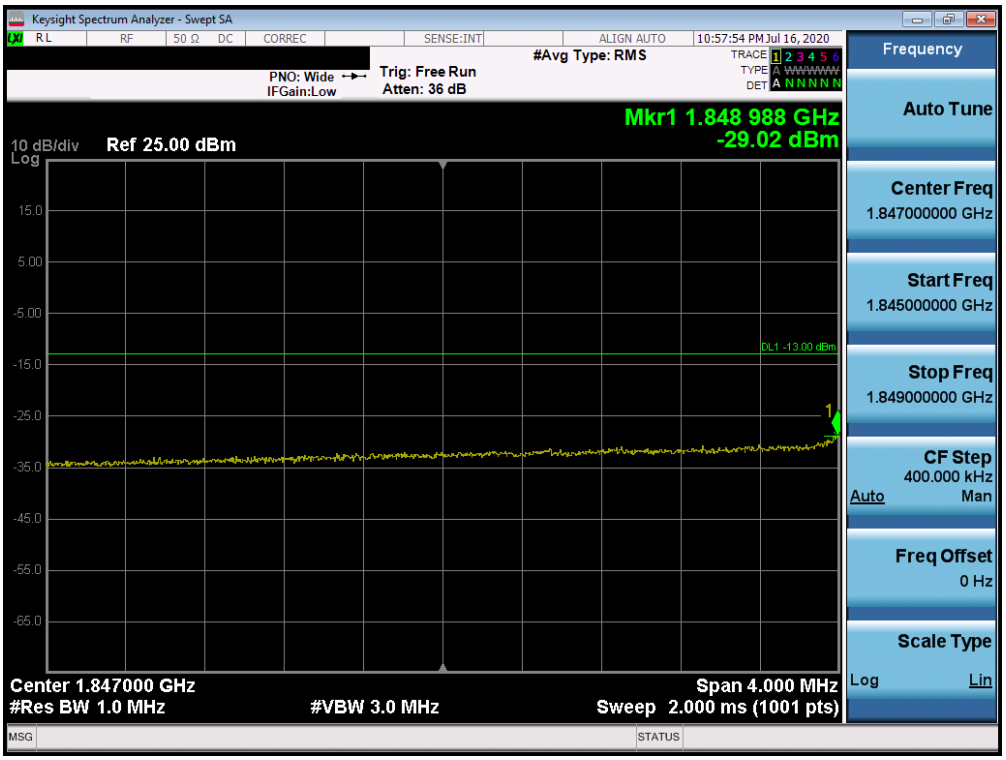

Plot 7-564. Lower Extended Band Edge Plot (n25 - 40MHz DFT-s-OFDM-QPSK - Full RB Configuration)

© 2020 PCTEST
All rights reserved. Unless otherwise specified, no part of this report may be reproduced or utilized in any part, form or by any means, electronic or mechanical, including photocopying and microfilm, without permission in writing from PCTEST. If you have any questions about this international copyright or have an enquiry about obtaining additional rights to this report or assembly of contents thereof, please contact INFO@PCTEST.COM.

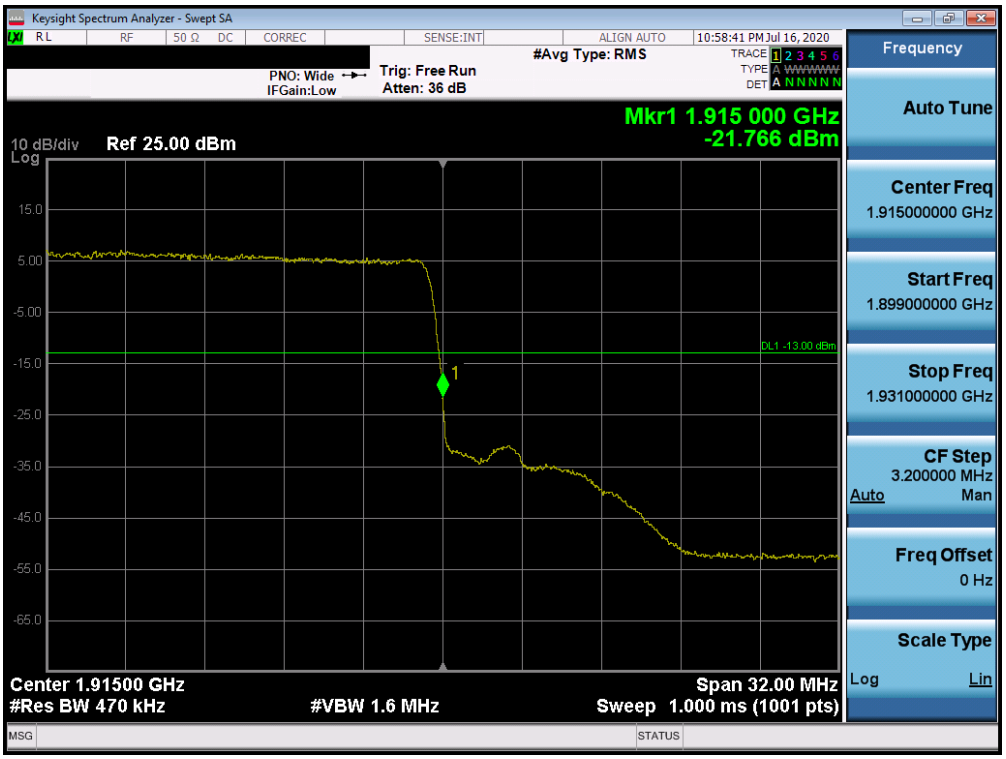

Plot 7-565. Upper Band Edge Plot (n25 - 40MHz DFT-s-OFDM-QPSK - Full RB Configuration)

Plot 7-566. Upper Extended Band Edge Plot (n25 - 40MHz DFT-s-OFDM-QPSK - Full RB Configuration)

© 2020 PCTEST
All rights reserved. Unless otherwise specified, no part of this report may be reproduced or utilized in any part, form or by any means, electronic or mechanical, including photocopying and microfilm, without permission in writing from PCTEST. If you have any questions about this international copyright or have an enquiry about obtaining additional rights to this report or assembly of contents thereof, please contact INFO@PCTEST.COM.

Band 41

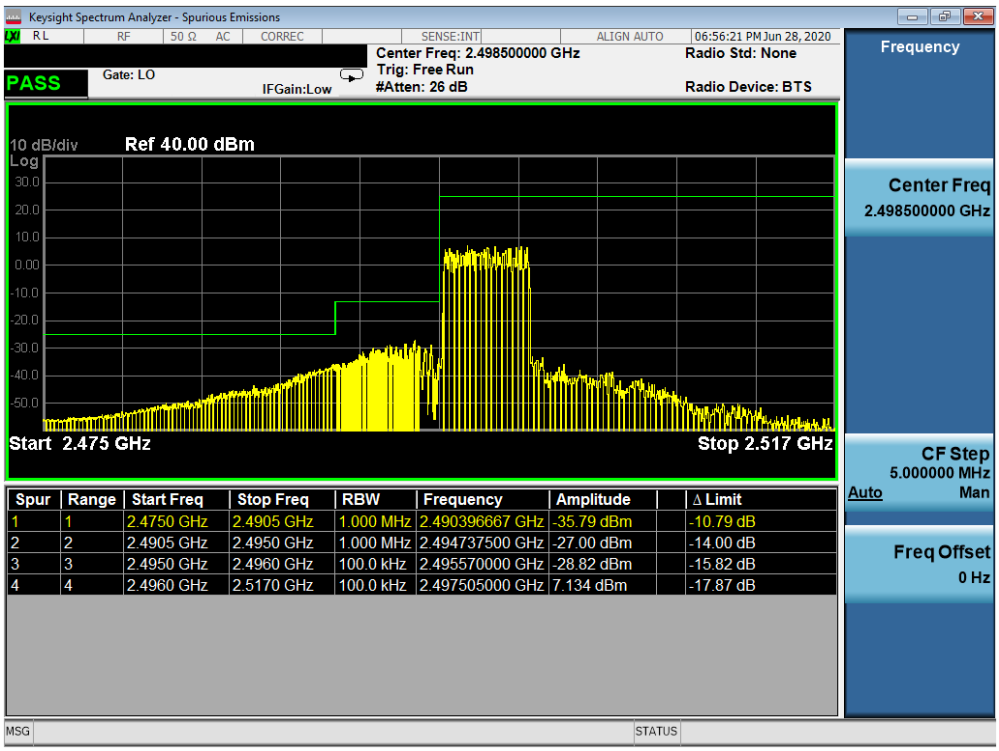

Spur	Range	Start Freq	Stop Freq	RBW	Frequency	Amplitude	Δ Limit
1	1	2.4750 GHz	2.4905 GHz	1.000 MHz	2.490396667 GHz	-35.79 dBm	-10.79 dB
2	2	2.4905 GHz	2.4950 GHz	1.000 MHz	2.494737500 GHz	-27.00 dBm	-14.00 dB
3	3	2.4950 GHz	2.4960 GHz	100.0 kHz	2.495570000 GHz	-28.82 dBm	-15.82 dB
4	4	2.4960 GHz	2.5170 GHz	100.0 kHz	2.497505000 GHz	7.134 dBm	-17.87 dB

Plot 7-567. Lower ACP Plot at 2496 MHz (Band 41 - 5.0MHz QPSK - Full RB Configuration)

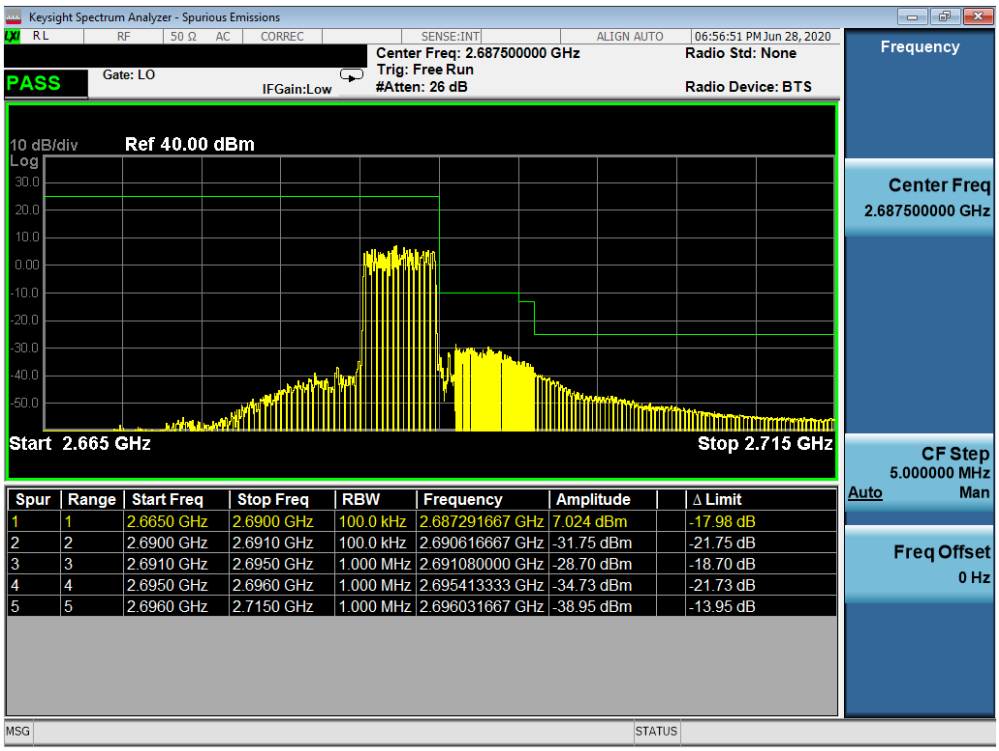

Spur	Range	Start Freq	Stop Freq	RBW	Frequency	Amplitude	Δ Limit
1	1	2.6650 GHz	2.6900 GHz	100.0 kHz	2.687291667 GHz	7.024 dBm	-17.98 dB
2	2	2.6900 GHz	2.6910 GHz	100.0 kHz	2.690616667 GHz	-31.75 dBm	-21.75 dB
3	3	2.6910 GHz	2.6950 GHz	1.000 MHz	2.691080000 GHz	-28.70 dBm	-18.70 dB
4	4	2.6950 GHz	2.6960 GHz	1.000 MHz	2.695413333 GHz	-34.73 dBm	-21.73 dB
5	5	2.6960 GHz	2.7150 GHz	1.000 MHz	2.696031667 GHz	-38.95 dBm	-13.95 dB

Plot 7-568. Upper ACP Plot (Band 41 - 5.0MHz QPSK - Full RB Configuration)

© 2020 PCTEST V 9.0 02/01/2019
All rights reserved. Unless otherwise specified, no part of this report may be reproduced or utilized in any part, form or by any means, electronic or mechanical, including photocopying and microfilm, without permission in writing from PCTEST. If you have any questions about this international copyright or have an enquiry about obtaining additional rights to this report or assembly of contents thereof, please contact INFO@PCTEST.COM.

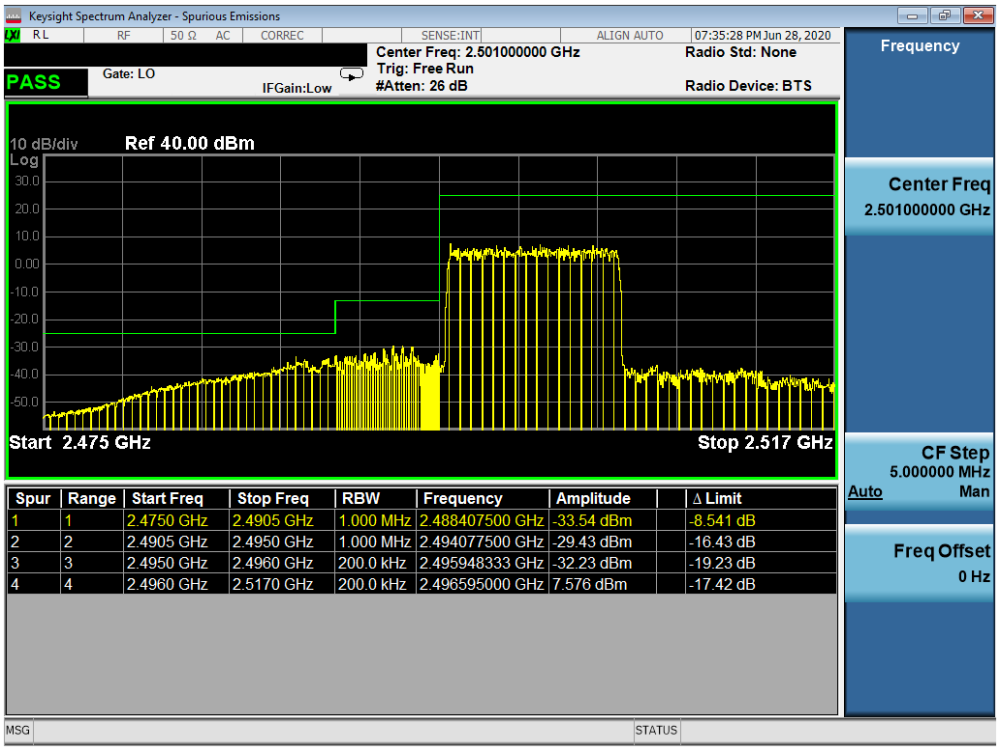

Spur	Range	Start Freq	Stop Freq	RBW	Frequency	Amplitude	Δ Limit
1	1	2.4750 GHz	2.4905 GHz	1.000 MHz	2.488407500 GHz	-33.54 dBm	-8.541 dB
2	2	2.4905 GHz	2.4950 GHz	1.000 MHz	2.494077500 GHz	-29.43 dBm	-16.43 dB
3	3	2.4950 GHz	2.4960 GHz	200.0 kHz	2.495948333 GHz	-32.23 dBm	-19.23 dB
4	4	2.4960 GHz	2.5170 GHz	200.0 kHz	2.496595000 GHz	7.576 dBm	-17.42 dB

Plot 7-569. Lower ACP Plot at 2496 MHz (Band 41 - 10.0MHz QPSK - Full RB Configuration)

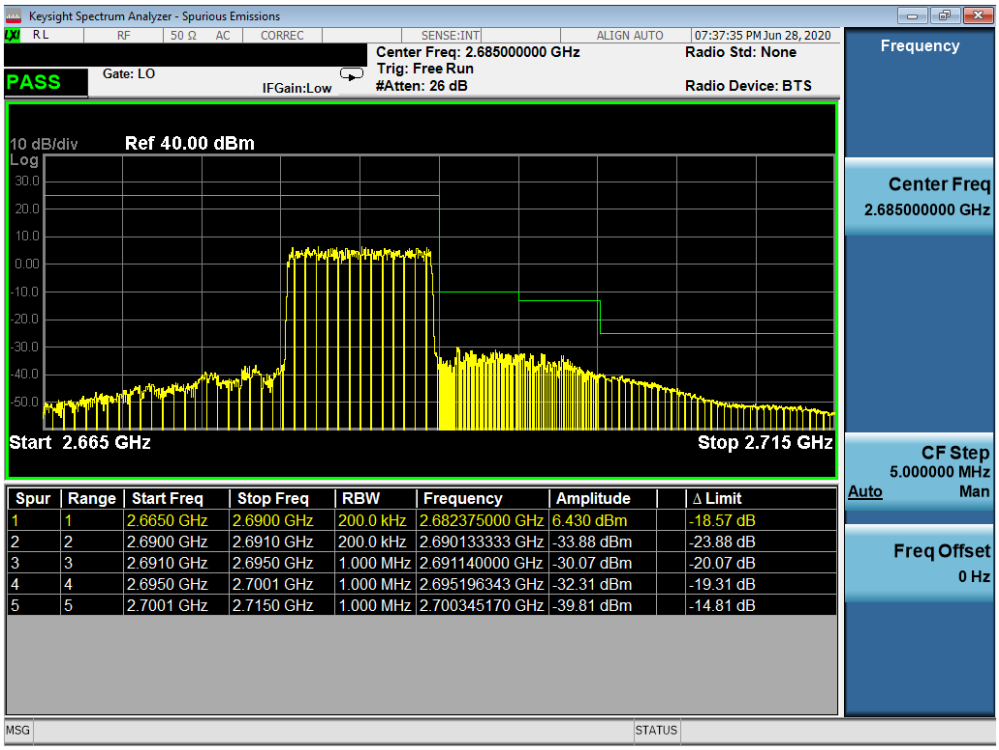

Spur	Range	Start Freq	Stop Freq	RBW	Frequency	Amplitude	Δ Limit
1	1	2.6650 GHz	2.6900 GHz	200.0 kHz	2.682375000 GHz	6.430 dBm	-18.57 dB
2	2	2.6900 GHz	2.6910 GHz	200.0 kHz	2.690133333 GHz	-33.88 dBm	-23.88 dB
3	3	2.6910 GHz	2.6950 GHz	1.000 MHz	2.691140000 GHz	-30.07 dBm	-20.07 dB
4	4	2.6950 GHz	2.7001 GHz	1.000 MHz	2.695196343 GHz	-32.31 dBm	-19.31 dB
5	5	2.7001 GHz	2.7150 GHz	1.000 MHz	2.700345170 GHz	-39.81 dBm	-14.81 dB

Plot 7-570. Upper ACP Plot (Band 41 - 10.0MHz QPSK - Full RB Configuration)

© 2020 PCTEST
All rights reserved. Unless otherwise specified, no part of this report may be reproduced or utilized in any part, form or by any means, electronic or mechanical, including photocopying and microfilm, without permission in writing from PCTEST. If you have any questions about this international copyright or have an enquiry about obtaining additional rights to this report or assembly of contents thereof, please contact INFO@PCTEST.COM.

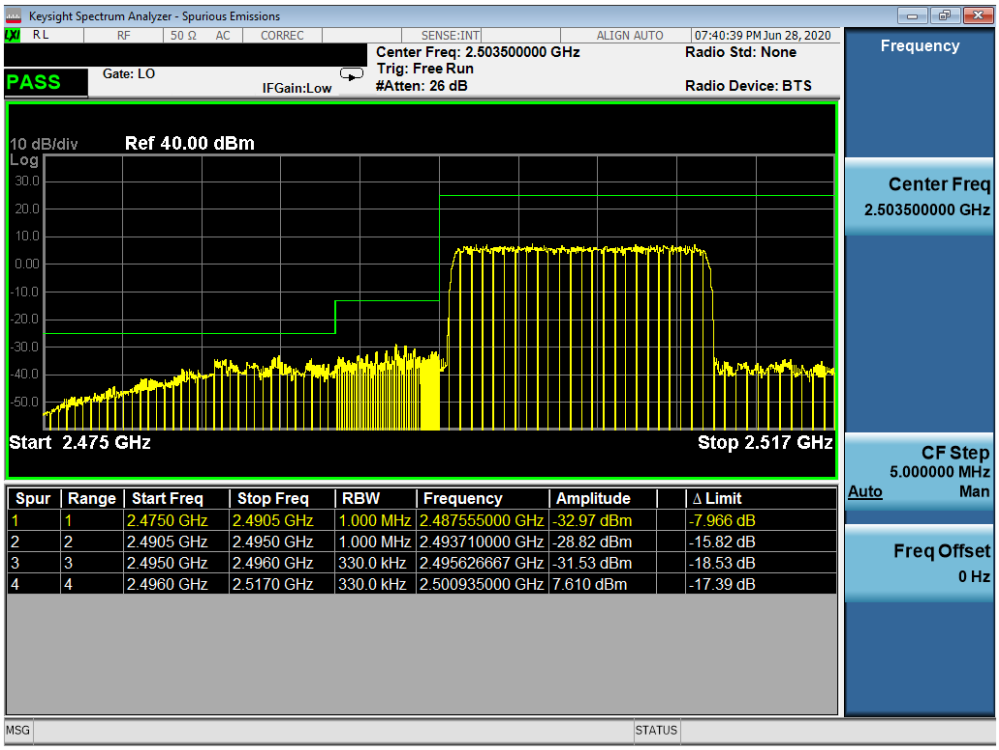

Spur	Range	Start Freq	Stop Freq	RBW	Frequency	Amplitude	Δ Limit
1	1	2.4750 GHz	2.4905 GHz	1.000 MHz	2.487555000 GHz	-32.97 dBm	-7.966 dB
2	2	2.4905 GHz	2.4950 GHz	1.000 MHz	2.493710000 GHz	-28.82 dBm	-15.82 dB
3	3	2.4950 GHz	2.4960 GHz	330.0 kHz	2.495626667 GHz	-31.53 dBm	-18.53 dB
4	4	2.4960 GHz	2.5170 GHz	330.0 kHz	2.500935000 GHz	7.610 dBm	-17.39 dB

Plot 7-571. Lower ACP Plot at 2496 MHz (Band 41 - 15.0MHz QPSK - Full RB Configuration)

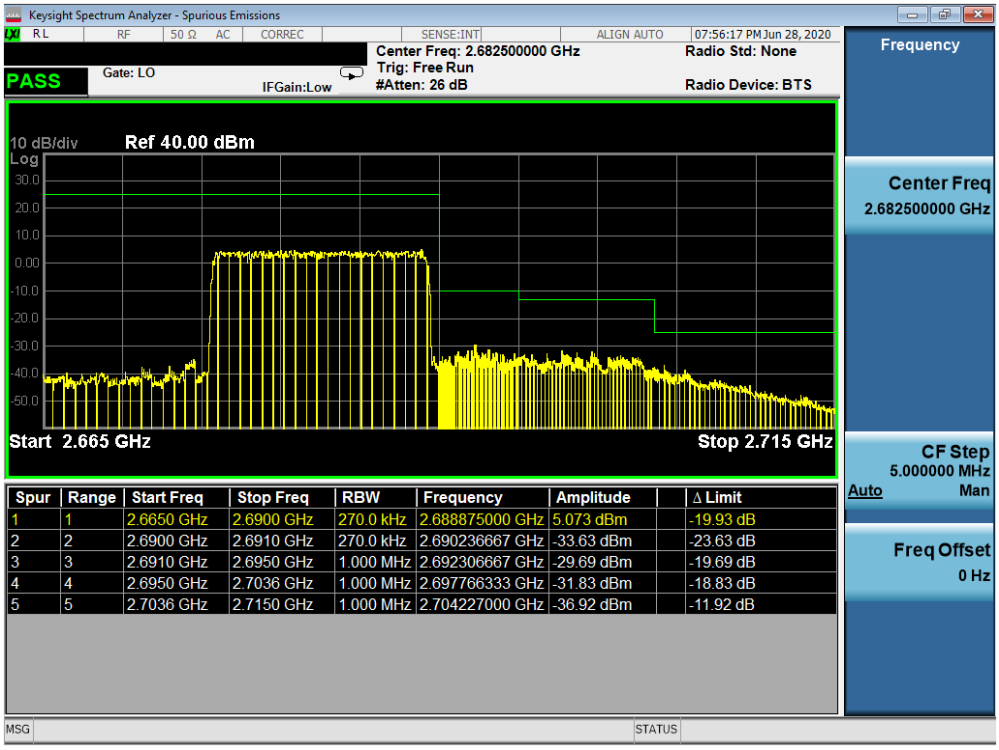

Spur	Range	Start Freq	Stop Freq	RBW	Frequency	Amplitude	Δ Limit
1	1	2.6650 GHz	2.6900 GHz	270.0 kHz	2.688875000 GHz	5.073 dBm	-19.93 dB
2	2	2.6900 GHz	2.6910 GHz	270.0 kHz	2.690236667 GHz	-33.63 dBm	-23.63 dB
3	3	2.6910 GHz	2.6950 GHz	1.000 MHz	2.692306667 GHz	-29.69 dBm	-19.69 dB
4	4	2.6950 GHz	2.7036 GHz	1.000 MHz	2.697766333 GHz	-31.83 dBm	-18.83 dB
5	5	2.7036 GHz	2.7150 GHz	1.000 MHz	2.704227000 GHz	-36.92 dBm	-11.92 dB

Plot 7-572. Upper ACP Plot (Band 41 - 15.0MHz QPSK - Full RB Configuration)

© 2020 PCTEST
All rights reserved. Unless otherwise specified, no part of this report may be reproduced or utilized in any part, form or by any means, electronic or mechanical, including photocopying and microfilm, without permission in writing from PCTEST. If you have any questions about this international copyright or have an enquiry about obtaining additional rights to this report or assembly of contents thereof, please contact INFO@PCTEST.COM.

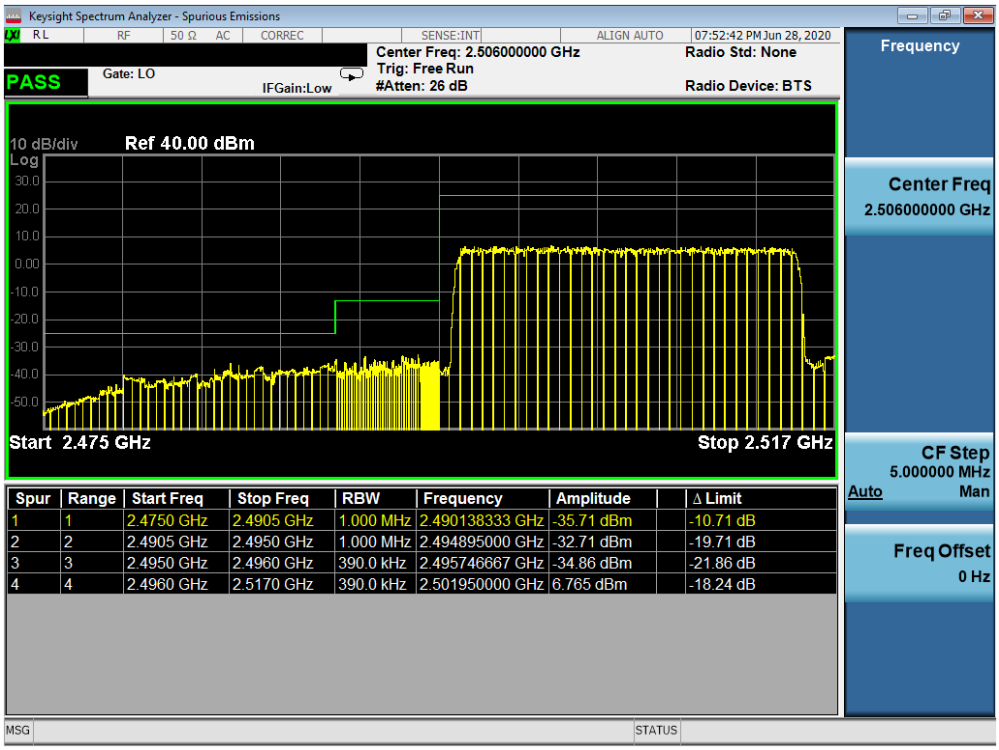

Spur	Range	Start Freq	Stop Freq	RBW	Frequency	Amplitude		Δ Limit
1	1	2.4750 GHz	2.4905 GHz	1.000 MHz	2.490138333 GHz	-35.71 dBm		-10.71 dB
2	2	2.4905 GHz	2.4950 GHz	1.000 MHz	2.494895000 GHz	-32.71 dBm		-19.71 dB
3	3	2.4950 GHz	2.4960 GHz	390.0 kHz	2.495746667 GHz	-34.86 dBm		-21.86 dB
4	4	2.4960 GHz	2.5170 GHz	390.0 kHz	2.501950000 GHz	6.765 dBm		-18.24 dB

Plot 7-573. Lower ACP Plot at 2496 MHz (Band 41 - 20.0MHz QPSK - Full RB Configuration)

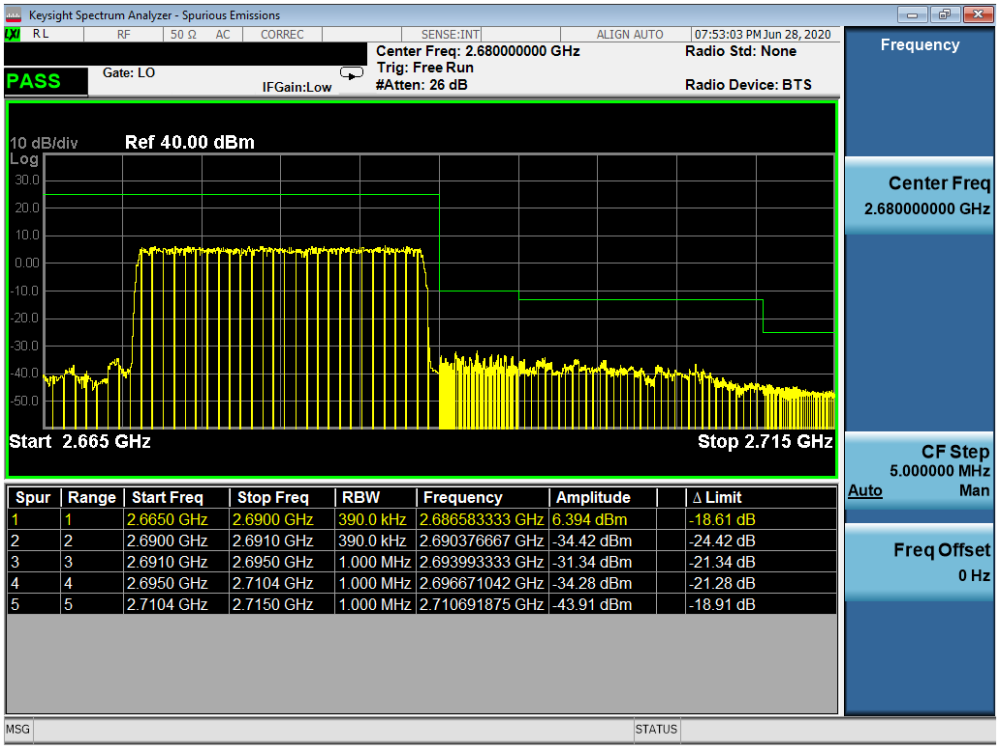

Spur	Range	Start Freq	Stop Freq	RBW	Frequency	Amplitude		Δ Limit
1	1	2.6650 GHz	2.6900 GHz	390.0 kHz	2.686583333 GHz	6.394 dBm		-18.61 dB
2	2	2.6900 GHz	2.6910 GHz	390.0 kHz	2.690376667 GHz	-34.42 dBm		-24.42 dB
3	3	2.6910 GHz	2.6950 GHz	1.000 MHz	2.693993333 GHz	-31.34 dBm		-21.34 dB
4	4	2.6950 GHz	2.7104 GHz	1.000 MHz	2.696671042 GHz	-34.28 dBm		-21.28 dB
5	5	2.7104 GHz	2.7150 GHz	1.000 MHz	2.710691875 GHz	-43.91 dBm		-18.91 dB

Plot 7-574. Upper ACP Plot (Band 41 - 20.0MHz QPSK - Full RB Configuration)

© 2020 PCTEST
All rights reserved. Unless otherwise specified, no part of this report may be reproduced or utilized in any part, form or by any means, electronic or mechanical, including photocopying and microfilm, without permission in writing from PCTEST. If you have any questions about this international copyright or have an enquiry about obtaining additional rights to this report or assembly of contents thereof, please contact INFO@PCTEST.COM.

NR Band n41

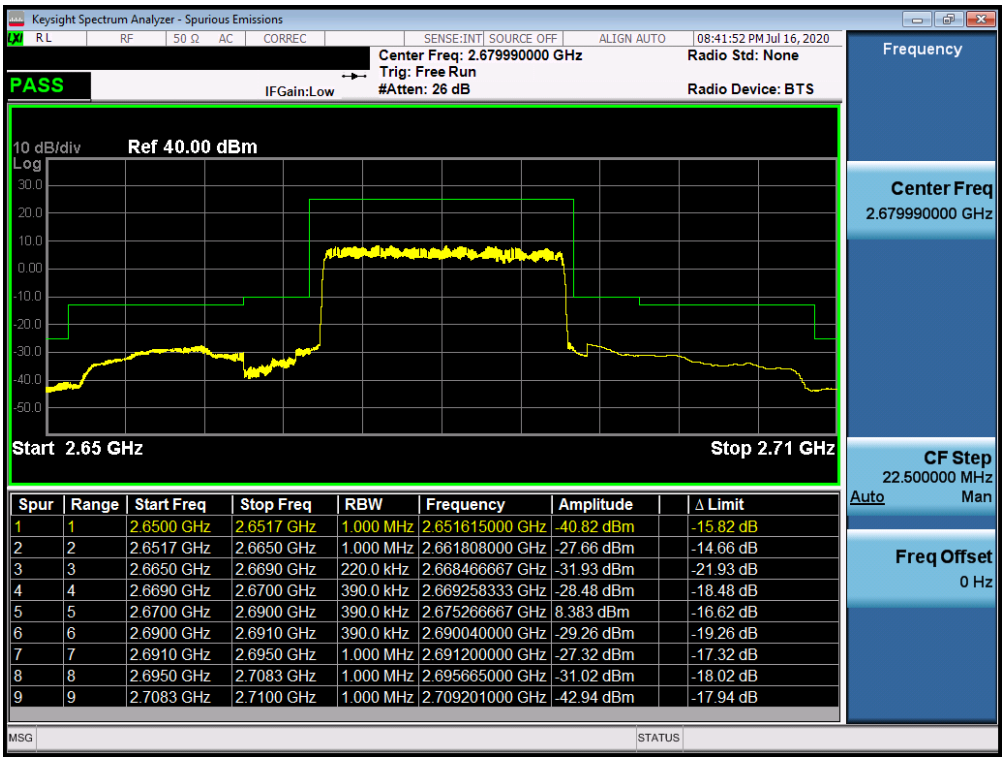

Spur	Range	Start Freq	Stop Freq	RBW	Frequency	Amplitude	Δ Limit
1	1	2.6500 GHz	2.6517 GHz	1.000 MHz	2.651615000 GHz	-40.82 dBm	-15.82 dB
2	2	2.6517 GHz	2.6650 GHz	1.000 MHz	2.661808000 GHz	-27.66 dBm	-14.66 dB
3	3	2.6650 GHz	2.6690 GHz	220.0 kHz	2.668466667 GHz	-31.93 dBm	-21.93 dB
4	4	2.6690 GHz	2.6700 GHz	390.0 kHz	2.669258333 GHz	-28.48 dBm	-18.48 dB
5	5	2.6700 GHz	2.6900 GHz	390.0 kHz	2.675266667 GHz	8.383 dBm	-16.62 dB
6	6	2.6900 GHz	2.6910 GHz	390.0 kHz	2.690040000 GHz	-29.26 dBm	-19.26 dB
7	7	2.6910 GHz	2.6950 GHz	1.000 MHz	2.691200000 GHz	-27.32 dBm	-17.32 dB
8	8	2.6950 GHz	2.7083 GHz	1.000 MHz	2.695665000 GHz	-31.02 dBm	-18.02 dB
9	9	2.7083 GHz	2.7100 GHz	1.000 MHz	2.709201000 GHz	-42.94 dBm	-17.94 dB

Plot 7-575. Lower ACP Plot at 2496 MHz (n41 - 20.0MHz DFT-s-OFDM-QPSK - Full RB Configuration)

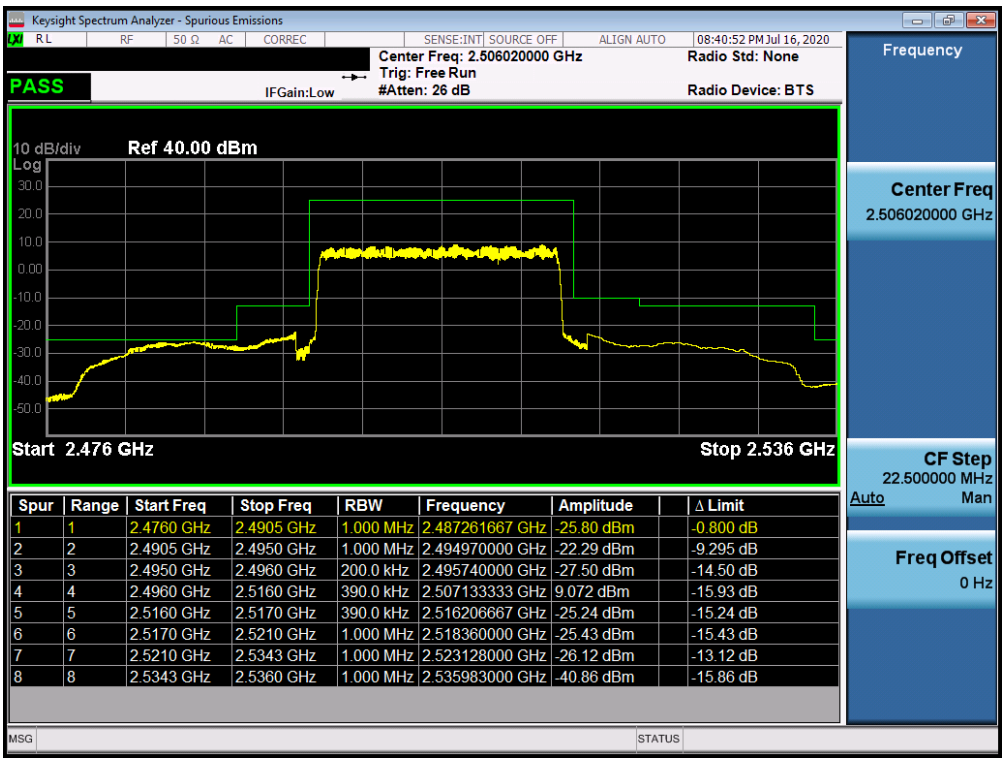

Spur	Range	Start Freq	Stop Freq	RBW	Frequency	Amplitude	Δ Limit
1	1	2.4760 GHz	2.4905 GHz	1.000 MHz	2.487261667 GHz	-25.80 dBm	-0.800 dB
2	2	2.4905 GHz	2.4950 GHz	1.000 MHz	2.494970000 GHz	-22.29 dBm	-9.295 dB
3	3	2.4950 GHz	2.4960 GHz	200.0 kHz	2.495740000 GHz	-27.50 dBm	-14.50 dB
4	4	2.4960 GHz	2.5160 GHz	390.0 kHz	2.507133333 GHz	9.072 dBm	-15.93 dB
5	5	2.5160 GHz	2.5170 GHz	390.0 kHz	2.516206667 GHz	-25.24 dBm	-15.24 dB
6	6	2.5170 GHz	2.5210 GHz	1.000 MHz	2.518360000 GHz	-25.43 dBm	-15.43 dB
7	7	2.5210 GHz	2.5343 GHz	1.000 MHz	2.523128000 GHz	-26.12 dBm	-13.12 dB
8	8	2.5343 GHz	2.5360 GHz	1.000 MHz	2.535983000 GHz	-40.86 dBm	-15.86 dB

Plot 7-576. Upper ACP Plot (Band 41 - 20.0MHz DFT-s-OFDM-QPSK - Full RB Configuration)

© 2020 PCTEST
All rights reserved. Unless otherwise specified, no part of this report may be reproduced or utilized in any part, form or by any means, electronic or mechanical, including photocopying and microfilm, without permission in writing from PCTEST. If you have any questions about this international copyright or have an enquiry about obtaining additional rights to this report or assembly of contents thereof, please contact INFO@PCTEST.COM.

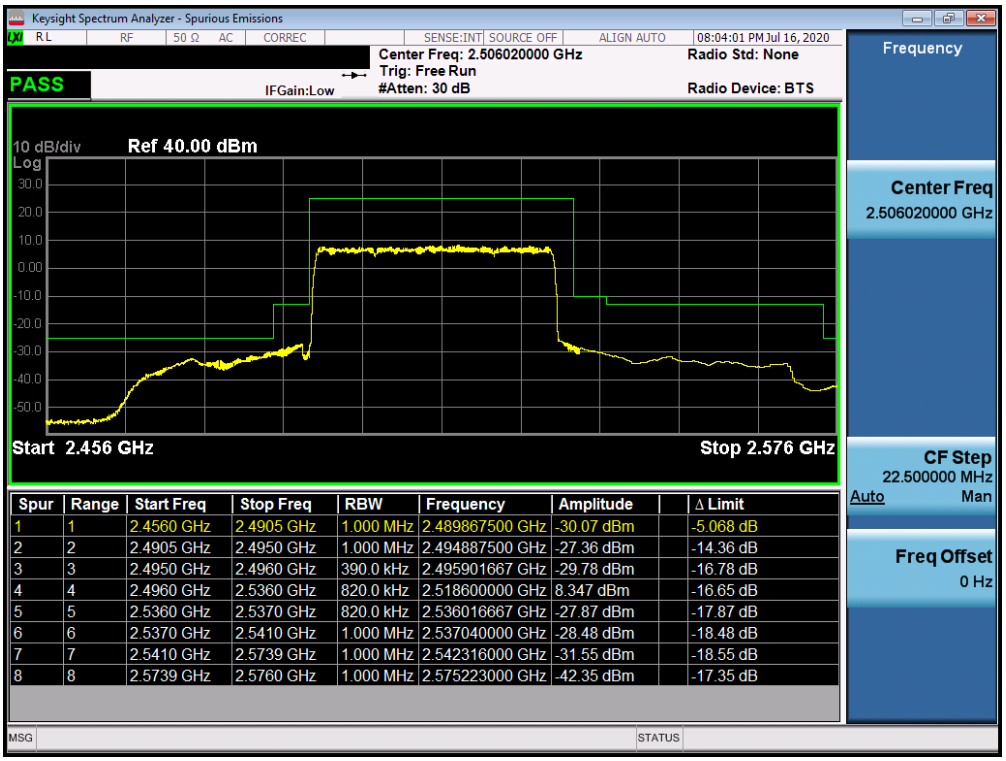

Spur	Range	Start Freq	Stop Freq	RBW	Frequency	Amplitude	Δ Limit
1	1	2.4560 GHz	2.4905 GHz	1.000 MHz	2.489867500 GHz	-30.07 dBm	-5.068 dB
2	2	2.4905 GHz	2.4950 GHz	1.000 MHz	2.494887500 GHz	-27.36 dBm	-14.36 dB
3	3	2.4950 GHz	2.4960 GHz	390.0 kHz	2.495901667 GHz	-29.78 dBm	-16.78 dB
4	4	2.4960 GHz	2.5360 GHz	820.0 kHz	2.518600000 GHz	8.347 dBm	-16.65 dB
5	5	2.5360 GHz	2.5370 GHz	820.0 kHz	2.536016667 GHz	-27.87 dBm	-17.87 dB
6	6	2.5370 GHz	2.5410 GHz	1.000 MHz	2.537040000 GHz	-28.48 dBm	-18.48 dB
7	7	2.5410 GHz	2.5739 GHz	1.000 MHz	2.542316000 GHz	-31.55 dBm	-18.55 dB
8	8	2.5739 GHz	2.5760 GHz	1.000 MHz	2.575223000 GHz	-42.35 dBm	-17.35 dB

Plot 7-577. Lower ACP Plot at 2496 MHz (n41 - 40.0MHz DFT-s-OFDM-QPSK - Full RB Configuration)

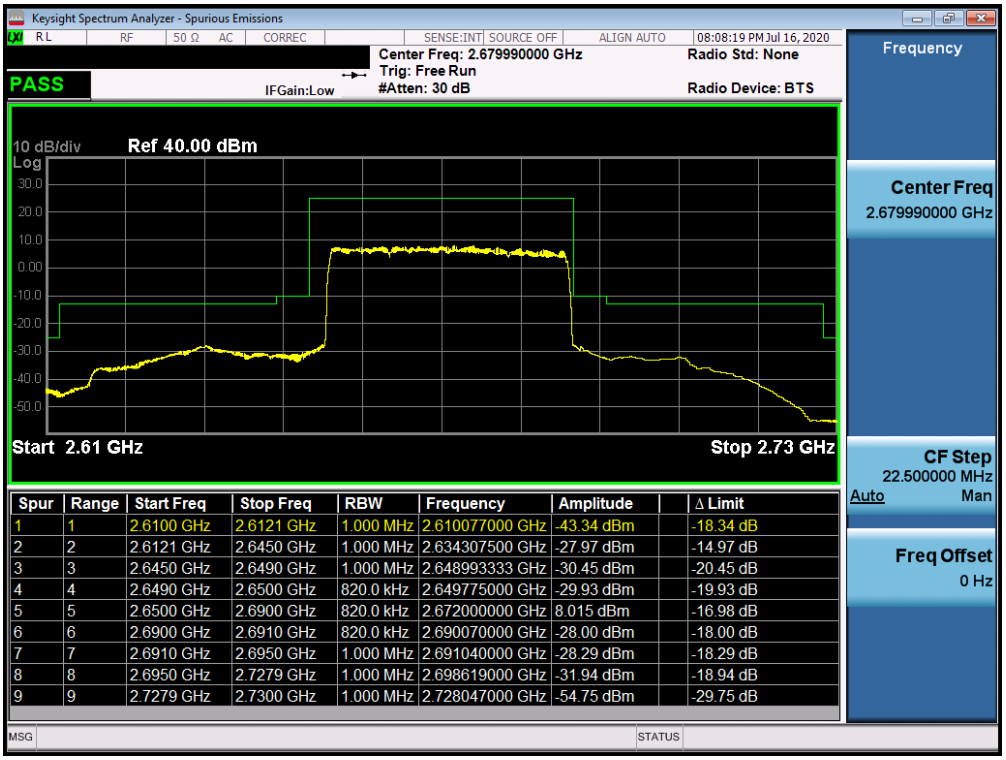

Spur	Range	Start Freq	Stop Freq	RBW	Frequency	Amplitude	Δ Limit
1	1	2.6100 GHz	2.6121 GHz	1.000 MHz	2.610077000 GHz	-43.34 dBm	-18.34 dB
2	2	2.6121 GHz	2.6450 GHz	1.000 MHz	2.634307500 GHz	-27.97 dBm	-14.97 dB
3	3	2.6450 GHz	2.6490 GHz	1.000 MHz	2.648993333 GHz	-30.45 dBm	-20.45 dB
4	4	2.6490 GHz	2.6500 GHz	820.0 kHz	2.649775000 GHz	-29.93 dBm	-19.93 dB
5	5	2.6500 GHz	2.6900 GHz	820.0 kHz	2.672000000 GHz	8.015 dBm	-16.98 dB
6	6	2.6900 GHz	2.6910 GHz	820.0 kHz	2.690070000 GHz	-28.00 dBm	-18.00 dB
7	7	2.6910 GHz	2.6950 GHz	1.000 MHz	2.691040000 GHz	-28.29 dBm	-18.29 dB
8	8	2.6950 GHz	2.7279 GHz	1.000 MHz	2.698619000 GHz	-31.94 dBm	-18.94 dB
9	9	2.7279 GHz	2.7300 GHz	1.000 MHz	2.728047000 GHz	-54.75 dBm	-29.75 dB

Plot 7-578. Upper ACP Plot (Band 41 - 40.0MHz DFT-s-OFDM-QPSK - Full RB Configuration)

© 2020 PCTEST
All rights reserved. Unless otherwise specified, no part of this report may be reproduced or utilized in any part, form or by any means, electronic or mechanical, including photocopying and microfilm, without permission in writing from PCTEST. If you have any questions about this international copyright or have an enquiry about obtaining additional rights to this report or assembly of contents thereof, please contact INFO@PCTEST.COM.

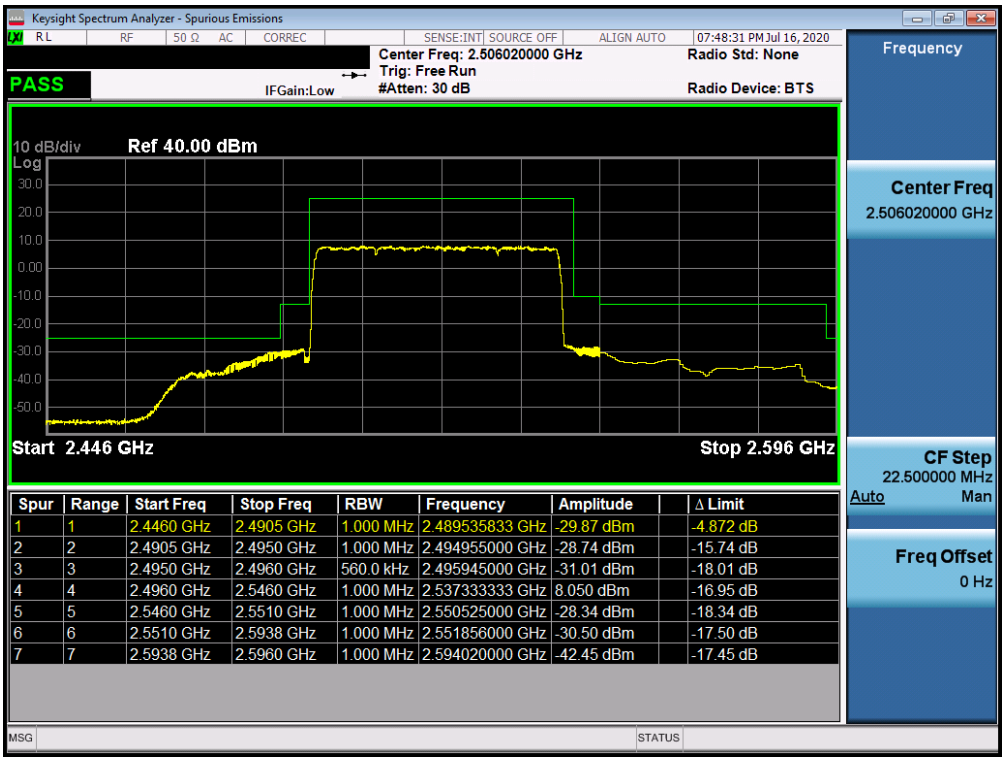

Spur	Range	Start Freq	Stop Freq	RBW	Frequency	Amplitude	Δ Limit
1	1	2.4460 GHz	2.4905 GHz	1.000 MHz	2.489535833 GHz	-29.87 dBm	-4.872 dB
2	2	2.4905 GHz	2.4950 GHz	1.000 MHz	2.494955000 GHz	-28.74 dBm	-15.74 dB
3	3	2.4950 GHz	2.4960 GHz	560.0 kHz	2.495945000 GHz	-31.01 dBm	-18.01 dB
4	4	2.4960 GHz	2.5460 GHz	1.000 MHz	2.537333333 GHz	8.050 dBm	-16.95 dB
5	5	2.5460 GHz	2.5510 GHz	1.000 MHz	2.550525000 GHz	-28.34 dBm	-18.34 dB
6	6	2.5510 GHz	2.5938 GHz	1.000 MHz	2.551856000 GHz	-30.50 dBm	-17.50 dB
7	7	2.5938 GHz	2.5960 GHz	1.000 MHz	2.594020000 GHz	-42.45 dBm	-17.45 dB

Plot 7-579. Lower ACP Plot at 2496 MHz (n41 - 50.0MHz DFT-s-OFDM-QPSK - Full RB Configuration)

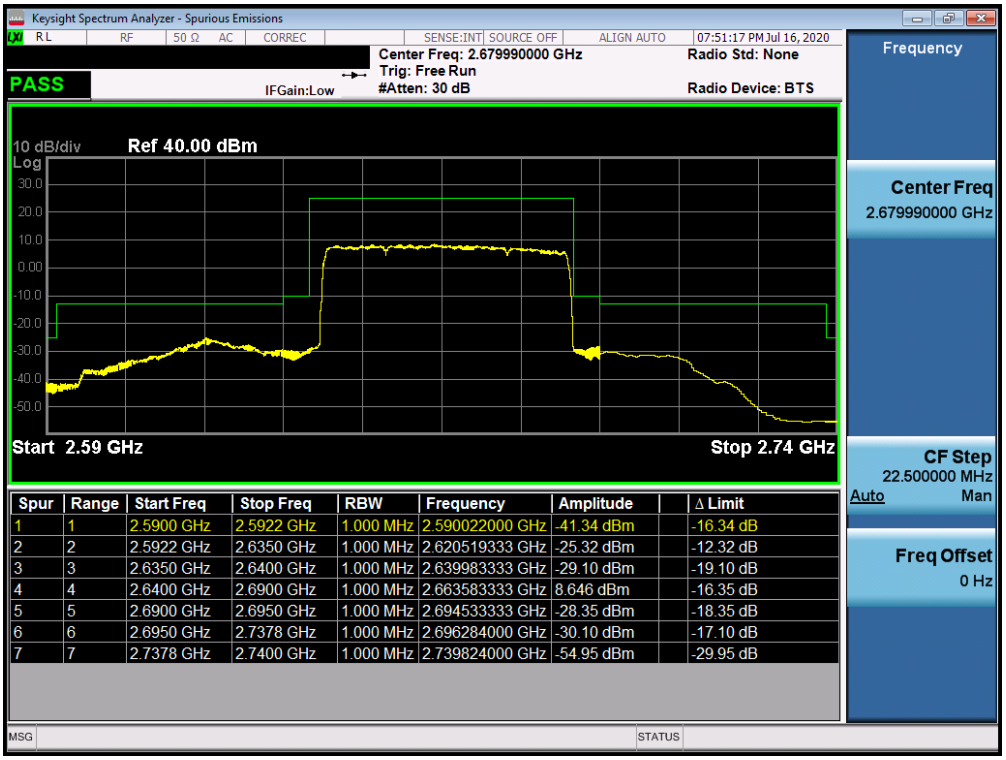

Spur	Range	Start Freq	Stop Freq	RBW	Frequency	Amplitude	Δ Limit
1	1	2.5900 GHz	2.5922 GHz	1.000 MHz	2.590022000 GHz	-41.34 dBm	-16.34 dB
2	2	2.5922 GHz	2.6350 GHz	1.000 MHz	2.620519333 GHz	-25.32 dBm	-12.32 dB
3	3	2.6350 GHz	2.6400 GHz	1.000 MHz	2.639983333 GHz	-29.10 dBm	-19.10 dB
4	4	2.6400 GHz	2.6900 GHz	1.000 MHz	2.663583333 GHz	8.646 dBm	-16.35 dB
5	5	2.6900 GHz	2.6950 GHz	1.000 MHz	2.694533333 GHz	-28.35 dBm	-18.35 dB
6	6	2.6950 GHz	2.7378 GHz	1.000 MHz	2.696284000 GHz	-30.10 dBm	-17.10 dB
7	7	2.7378 GHz	2.7400 GHz	1.000 MHz	2.739824000 GHz	-54.95 dBm	-29.95 dB

Plot 7-580. Upper ACP Plot (Band 41 - 50.0MHz DFT-s-OFDM-QPSK - Full RB Configuration)

© 2020 PCTEST
All rights reserved. Unless otherwise specified, no part of this report may be reproduced or utilized in any part, form or by any means, electronic or mechanical, including photocopying and microfilm, without permission in writing from PCTEST. If you have any questions about this international copyright or have an enquiry about obtaining additional rights to this report or assembly of contents thereof, please contact INFO@PCTEST.COM.

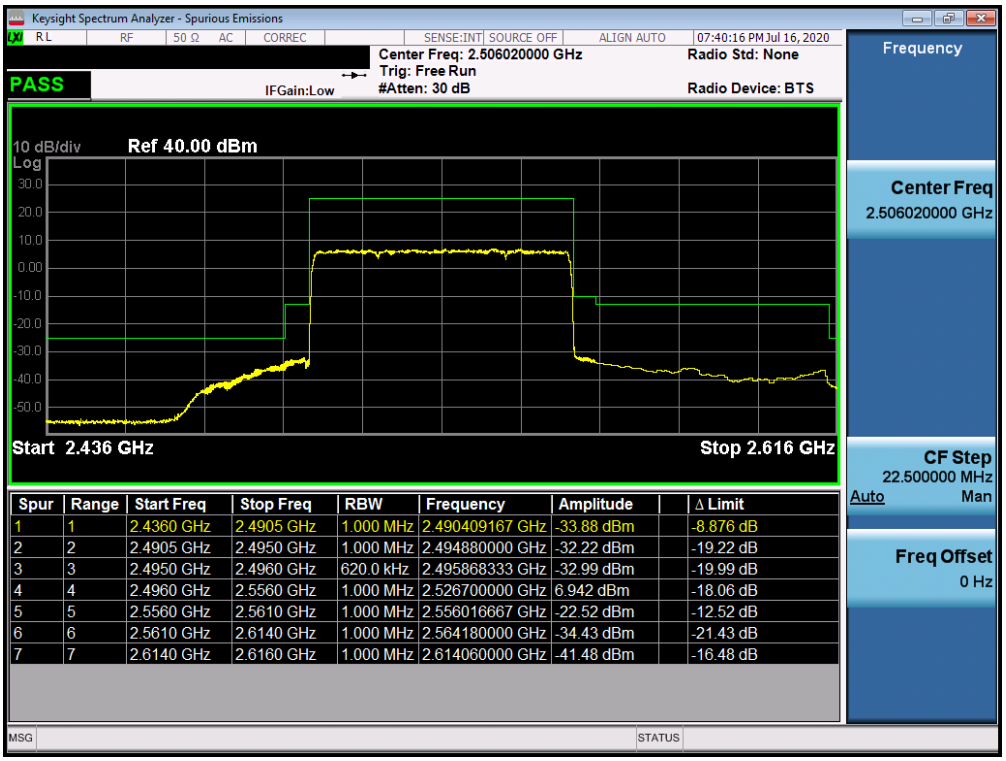

Spur	Range	Start Freq	Stop Freq	RBW	Frequency	Amplitude	Δ Limit
1	1	2.4360 GHz	2.4905 GHz	1.000 MHz	2.490409167 GHz	-33.88 dBm	-8.876 dB
2	2	2.4905 GHz	2.4950 GHz	1.000 MHz	2.494880000 GHz	-32.22 dBm	-19.22 dB
3	3	2.4950 GHz	2.4960 GHz	620.0 kHz	2.495868333 GHz	-32.99 dBm	-19.99 dB
4	4	2.4960 GHz	2.5560 GHz	1.000 MHz	2.526700000 GHz	6.942 dBm	-18.06 dB
5	5	2.5560 GHz	2.5610 GHz	1.000 MHz	2.556016667 GHz	-22.52 dBm	-12.52 dB
6	6	2.5610 GHz	2.6140 GHz	1.000 MHz	2.564180000 GHz	-34.43 dBm	-21.43 dB
7	7	2.6140 GHz	2.6160 GHz	1.000 MHz	2.614060000 GHz	-41.48 dBm	-16.48 dB

Plot 7-581. Lower ACP Plot at 2496 MHz (n41 - 60.0MHz DFT-s-OFDM-QPSK - Full RB Configuration)

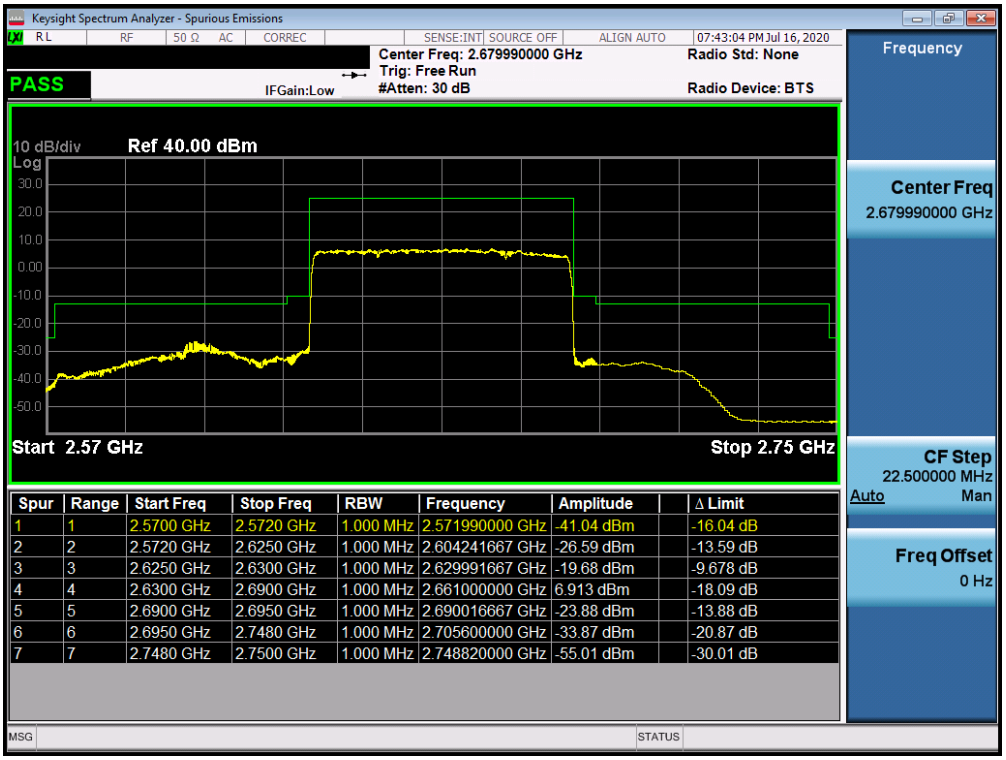

Spur	Range	Start Freq	Stop Freq	RBW	Frequency	Amplitude	Δ Limit
1	1	2.5700 GHz	2.5720 GHz	1.000 MHz	2.571990000 GHz	-41.04 dBm	-16.04 dB
2	2	2.5720 GHz	2.6250 GHz	1.000 MHz	2.604241667 GHz	-26.59 dBm	-13.59 dB
3	3	2.6250 GHz	2.6300 GHz	1.000 MHz	2.629991667 GHz	-19.68 dBm	-9.678 dB
4	4	2.6300 GHz	2.6900 GHz	1.000 MHz	2.661000000 GHz	6.913 dBm	-18.09 dB
5	5	2.6900 GHz	2.6950 GHz	1.000 MHz	2.690016667 GHz	-23.88 dBm	-13.88 dB
6	6	2.6950 GHz	2.7480 GHz	1.000 MHz	2.705600000 GHz	-33.87 dBm	-20.87 dB
7	7	2.7480 GHz	2.7500 GHz	1.000 MHz	2.748820000 GHz	-55.01 dBm	-30.01 dB

Plot 7-582. Upper ACP Plot (Band 41 - 60.0MHz DFT-s-OFDM-QPSK - Full RB Configuration)

© 2020 PCTEST
All rights reserved. Unless otherwise specified, no part of this report may be reproduced or utilized in any part, form or by any means, electronic or mechanical, including photocopying and microfilm, without permission in writing from PCTEST. If you have any questions about this international copyright or have an enquiry about obtaining additional rights to this report or assembly of contents thereof, please contact INFO@PCTEST.COM.

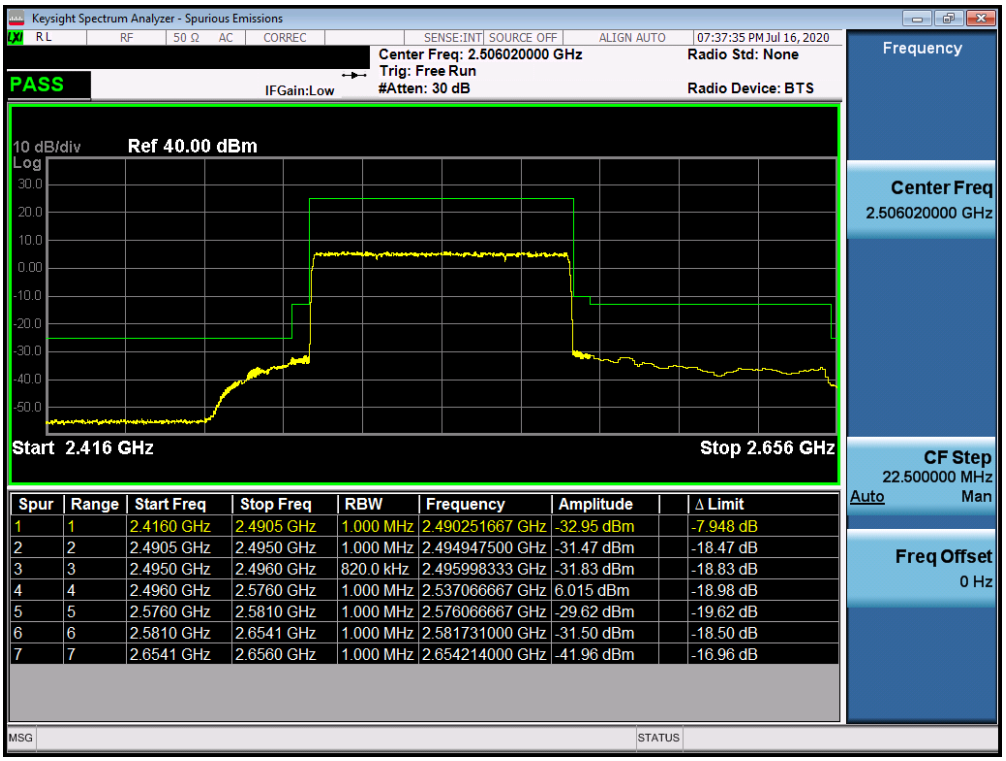

Spur	Range	Start Freq	Stop Freq	RBW	Frequency	Amplitude	Δ Limit
1	1	2.4160 GHz	2.4905 GHz	1.000 MHz	2.490251667 GHz	-32.95 dBm	-7.948 dB
2	2	2.4905 GHz	2.4950 GHz	1.000 MHz	2.494947500 GHz	-31.47 dBm	-18.47 dB
3	3	2.4950 GHz	2.4960 GHz	820.0 kHz	2.495998333 GHz	-31.83 dBm	-18.83 dB
4	4	2.4960 GHz	2.5760 GHz	1.000 MHz	2.537066667 GHz	6.015 dBm	-18.98 dB
5	5	2.5760 GHz	2.5810 GHz	1.000 MHz	2.576066667 GHz	-29.62 dBm	-19.62 dB
6	6	2.5810 GHz	2.6541 GHz	1.000 MHz	2.581731000 GHz	-31.50 dBm	-18.50 dB
7	7	2.6541 GHz	2.6560 GHz	1.000 MHz	2.654214000 GHz	-41.96 dBm	-16.96 dB

Plot 7-583. Lower ACP Plot at 2496 MHz (n41 - 80.0MHz DFT-s-OFDM-QPSK - Full RB Configuration)

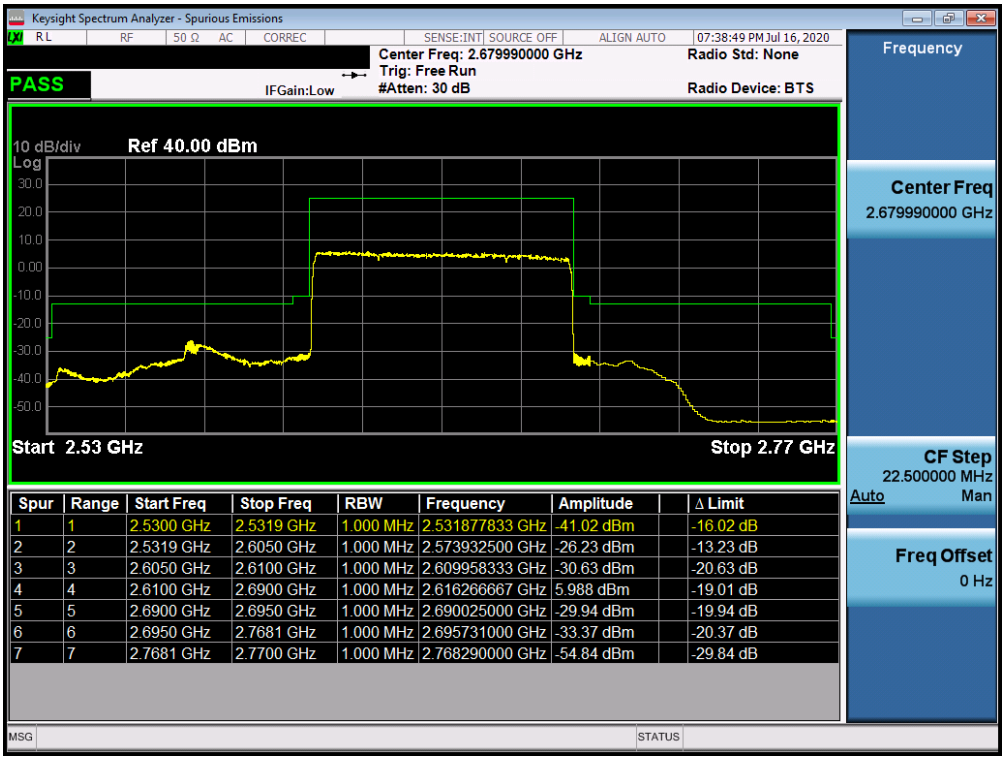

Spur	Range	Start Freq	Stop Freq	RBW	Frequency	Amplitude	Δ Limit
1	1	2.5300 GHz	2.5319 GHz	1.000 MHz	2.531877833 GHz	-41.02 dBm	-16.02 dB
2	2	2.5319 GHz	2.6050 GHz	1.000 MHz	2.573932500 GHz	-26.23 dBm	-13.23 dB
3	3	2.6050 GHz	2.6100 GHz	1.000 MHz	2.609958333 GHz	-30.63 dBm	-20.63 dB
4	4	2.6100 GHz	2.6900 GHz	1.000 MHz	2.616266667 GHz	5.988 dBm	-19.01 dB
5	5	2.6900 GHz	2.6950 GHz	1.000 MHz	2.690025000 GHz	-29.94 dBm	-19.94 dB
6	6	2.6950 GHz	2.7681 GHz	1.000 MHz	2.695731000 GHz	-33.37 dBm	-20.37 dB
7	7	2.7681 GHz	2.7700 GHz	1.000 MHz	2.768290000 GHz	-54.84 dBm	-29.84 dB

Plot 7-584. Upper ACP Plot (Band 41 - 80.0MHz DFT-s-OFDM-QPSK - Full RB Configuration)

© 2020 PCTEST
All rights reserved. Unless otherwise specified, no part of this report may be reproduced or utilized in any part, form or by any means, electronic or mechanical, including photocopying and microfilm, without permission in writing from PCTEST. If you have any questions about this international copyright or have an enquiry about obtaining additional rights to this report or assembly of contents thereof, please contact INFO@PCTEST.COM.