Band 66/4

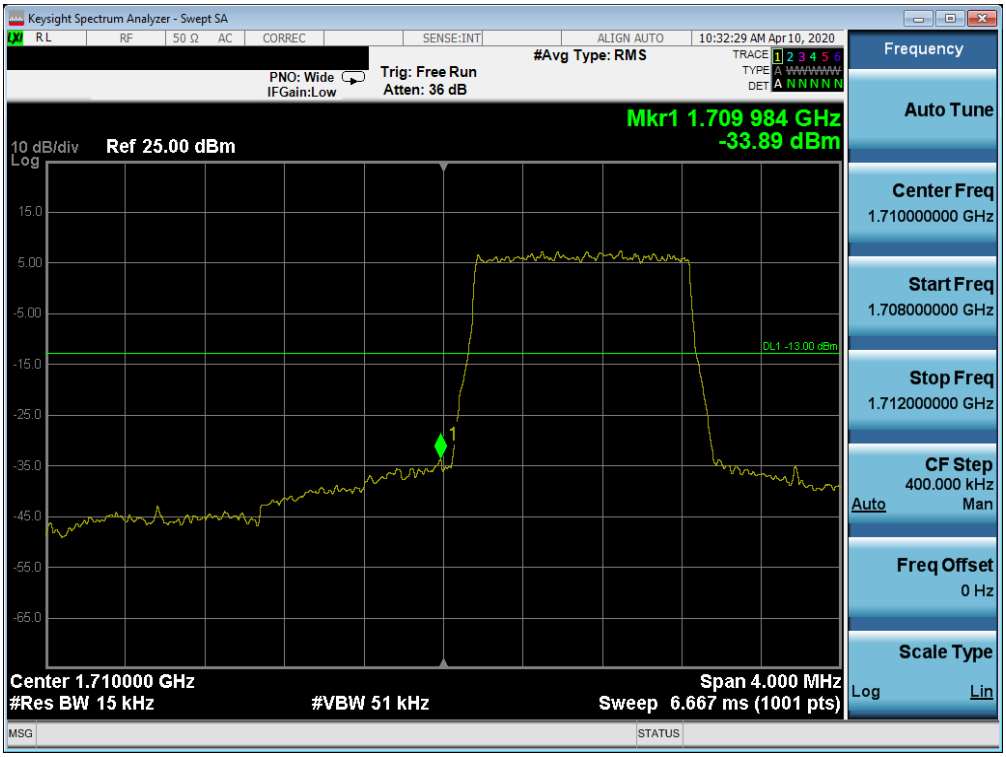

Plot 7-372. Lower Band Edge Plot (Band 66/4 - 1.4MHz QPSK - Full RB Configuration)

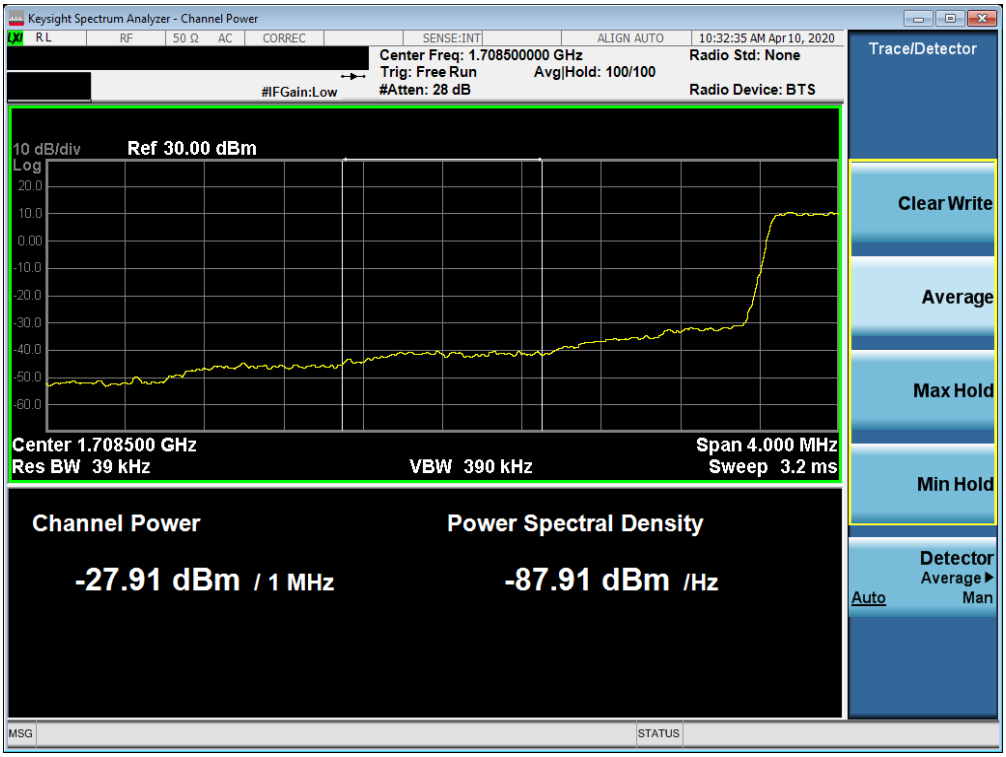

Plot 7-373. Lower Extended Band Edge Plot (Band 66/4 - 1.4MHz QPSK - Full RB Configuration)

© 2020 PCTEST
All rights reserved. Unless otherwise specified, no part of this report may be reproduced or utilized in any part, form or by any means, electronic or mechanical, including photocopying and microfilm, without permission in writing from PCTEST. If you have any questions about this international copyright or have an enquiry about obtaining additional rights to this report or assembly of contents thereof, please contact INFO@PCTEST.COM.

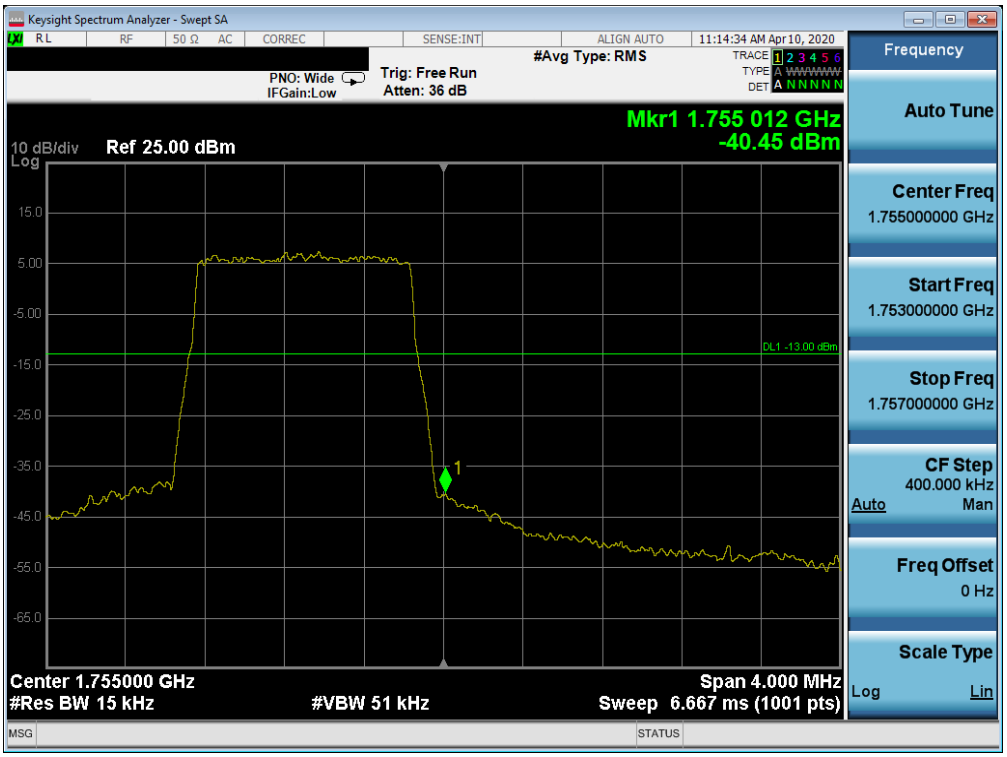

Plot 7-374. Upper Band Edge Plot (Band 4 - 1.4MHz QPSK - Full RB Configuration)

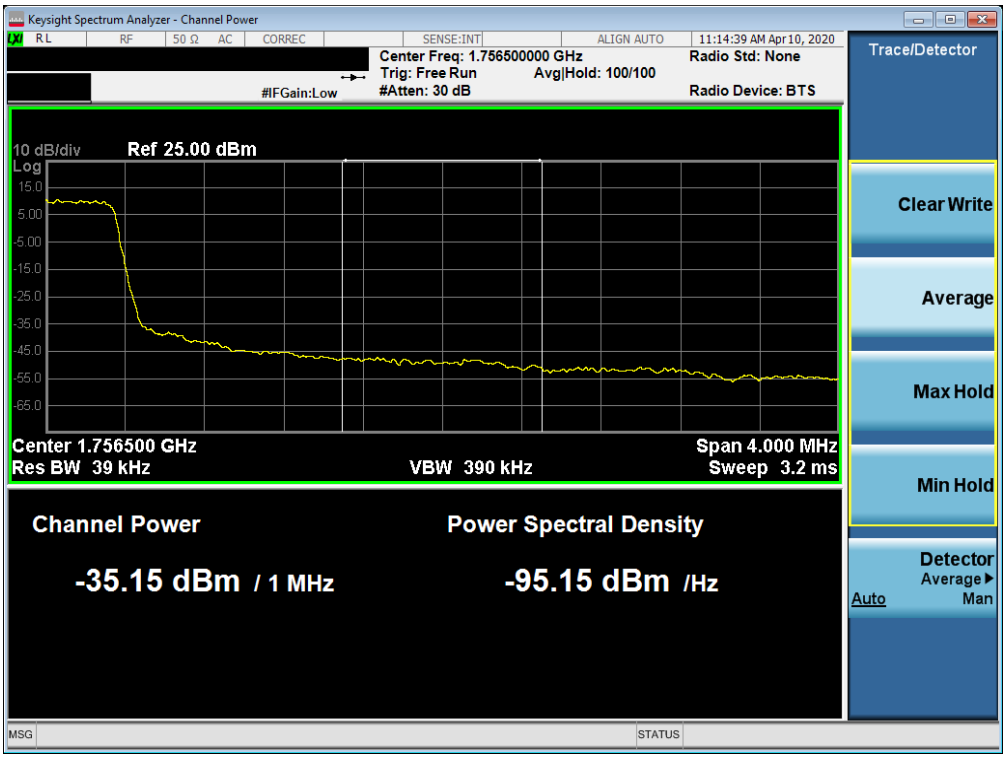

Plot 7-375. Upper Extended Band Edge Plot (Band 4 - 1.4MHz QPSK - Full RB Configuration)

© 2020 PCTEST
All rights reserved. Unless otherwise specified, no part of this report may be reproduced or utilized in any part, form or by any means, electronic or mechanical, including photocopying and microfilm, without permission in writing from PCTEST. If you have any questions about this international copyright or have an enquiry about obtaining additional rights to this report or assembly of contents thereof, please contact INFO@PCTEST.COM.

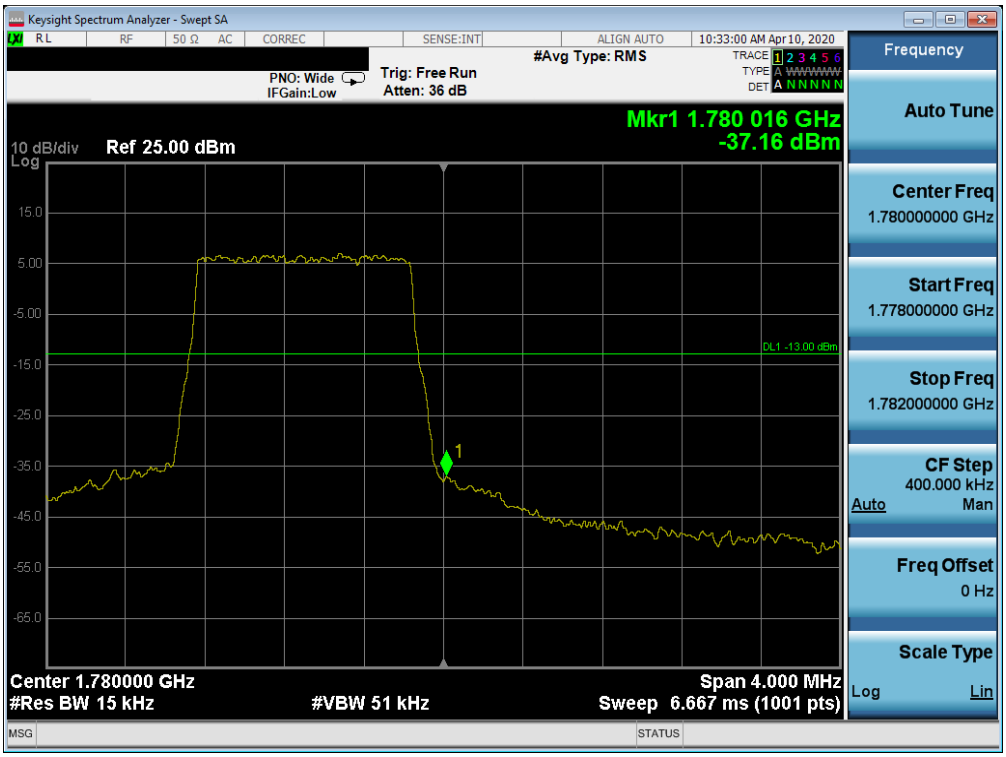

Plot 7-376. Upper Band Edge Plot (Band 66 - 1.4MHz QPSK - Full RB Configuration)

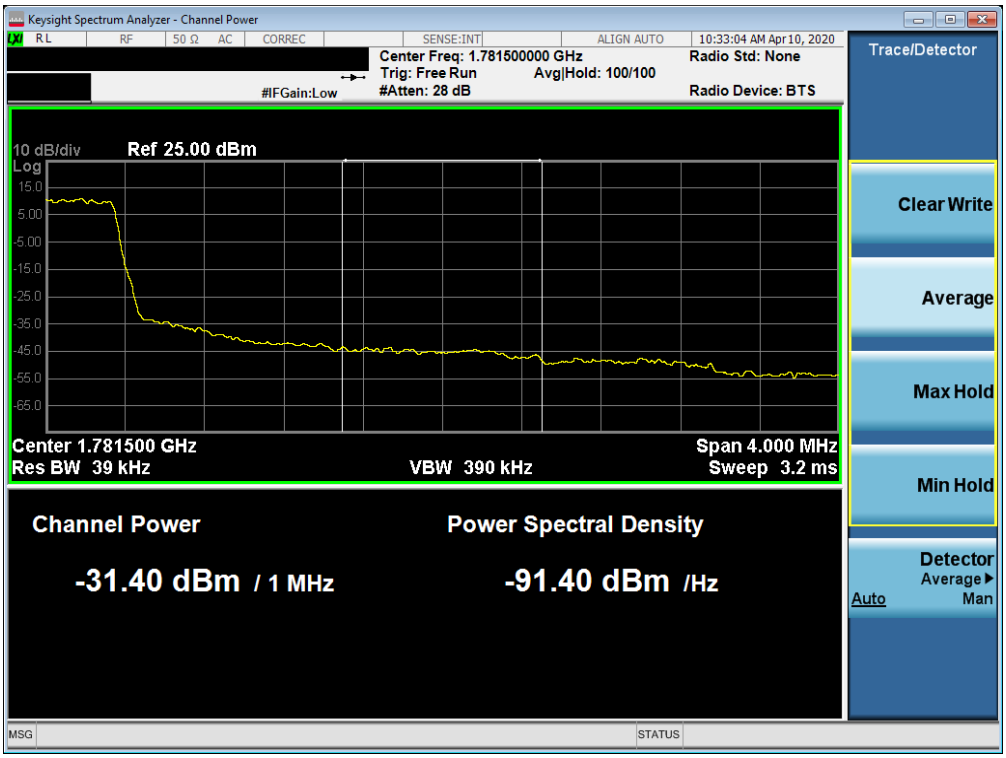

Plot 7-377. Upper Extended Band Edge Plot (Band 66 - 1.4MHz QPSK - Full RB Configuration)

© 2020 PCTEST
All rights reserved. Unless otherwise specified, no part of this report may be reproduced or utilized in any part, form or by any means, electronic or mechanical, including photocopying and microfilm, without permission in writing from PCTEST. If you have any questions about this international copyright or have an enquiry about obtaining additional rights to this report or assembly of contents thereof, please contact INFO@PCTEST.COM.

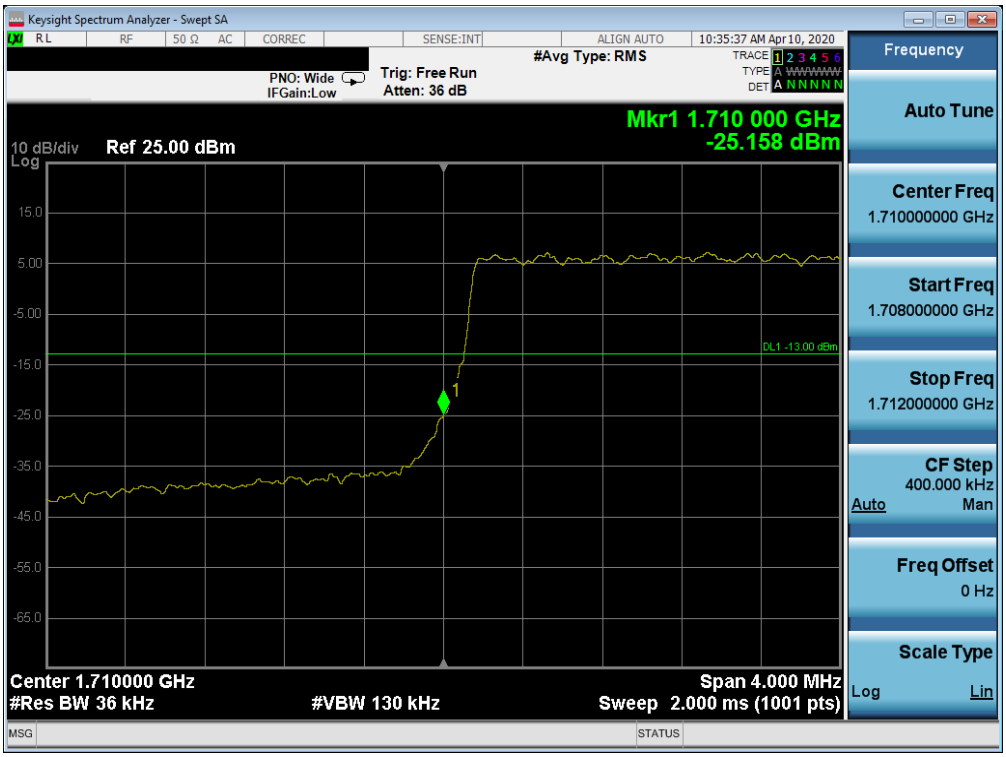

Plot 7-378. Lower Band Edge Plot (Band 66/4 - 3.0MHz QPSK - Full RB Configuration)

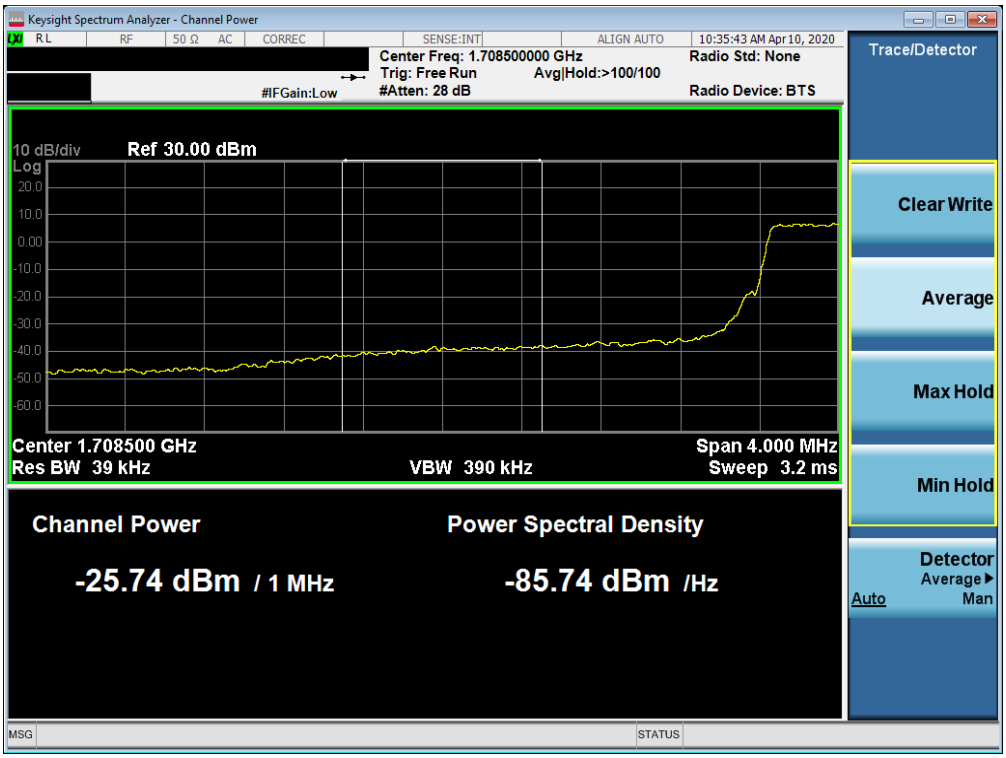

Plot 7-379. Lower Extended Band Edge Plot (Band 66/4 - 3.0MHz QPSK - Full RB Configuration)

© 2020 PCTEST
All rights reserved. Unless otherwise specified, no part of this report may be reproduced or utilized in any part, form or by any means, electronic or mechanical, including photocopying and microfilm, without permission in writing from PCTEST. If you have any questions about this international copyright or have an enquiry about obtaining additional rights to this report or assembly of contents thereof, please contact INFO@PCTEST.COM.

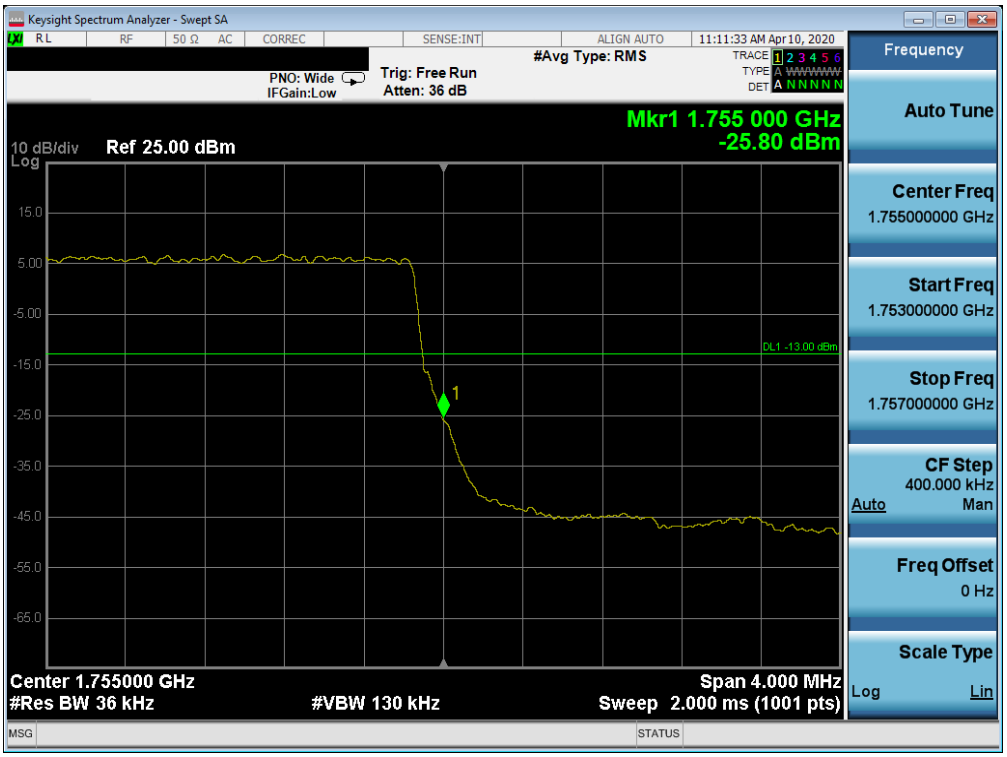

Plot 7-380. Upper Band Edge Plot (Band 4 - 3.0MHz QPSK - Full RB Configuration)

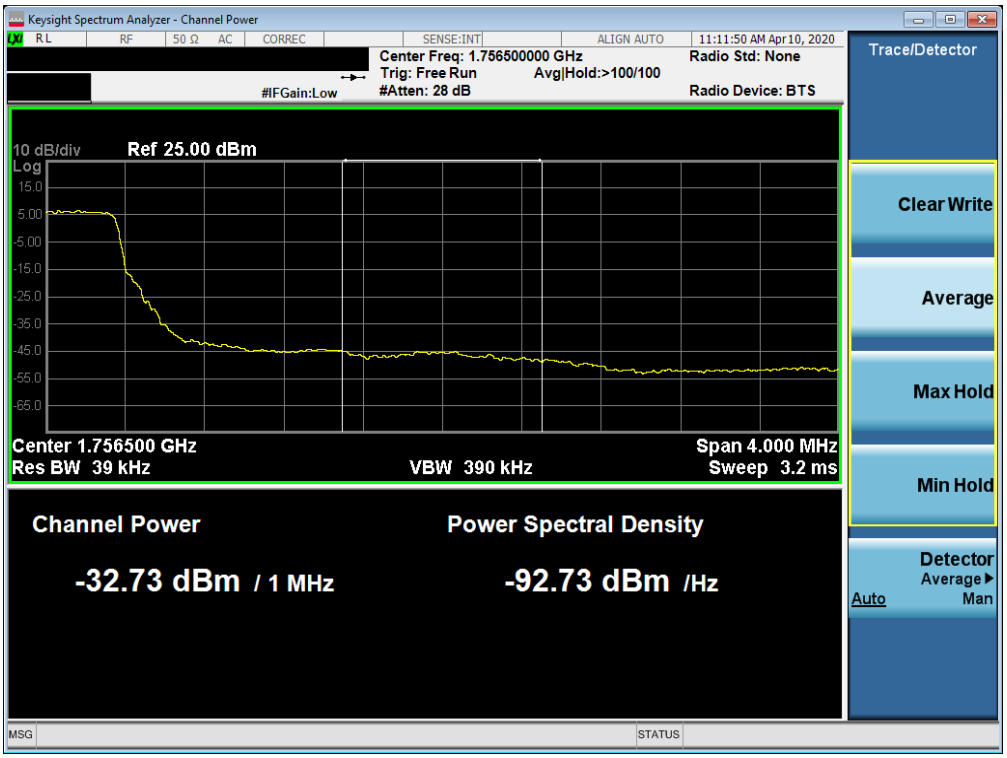

Plot 7-381. Upper Extended Band Edge Plot (Band 4 - 3.0MHz QPSK - Full RB Configuration)

© 2020 PCTEST
All rights reserved. Unless otherwise specified, no part of this report may be reproduced or utilized in any part, form or by any means, electronic or mechanical, including photocopying and microfilm, without permission in writing from PCTEST. If you have any questions about this international copyright or have an enquiry about obtaining additional rights to this report or assembly of contents thereof, please contact INFO@PCTEST.COM.

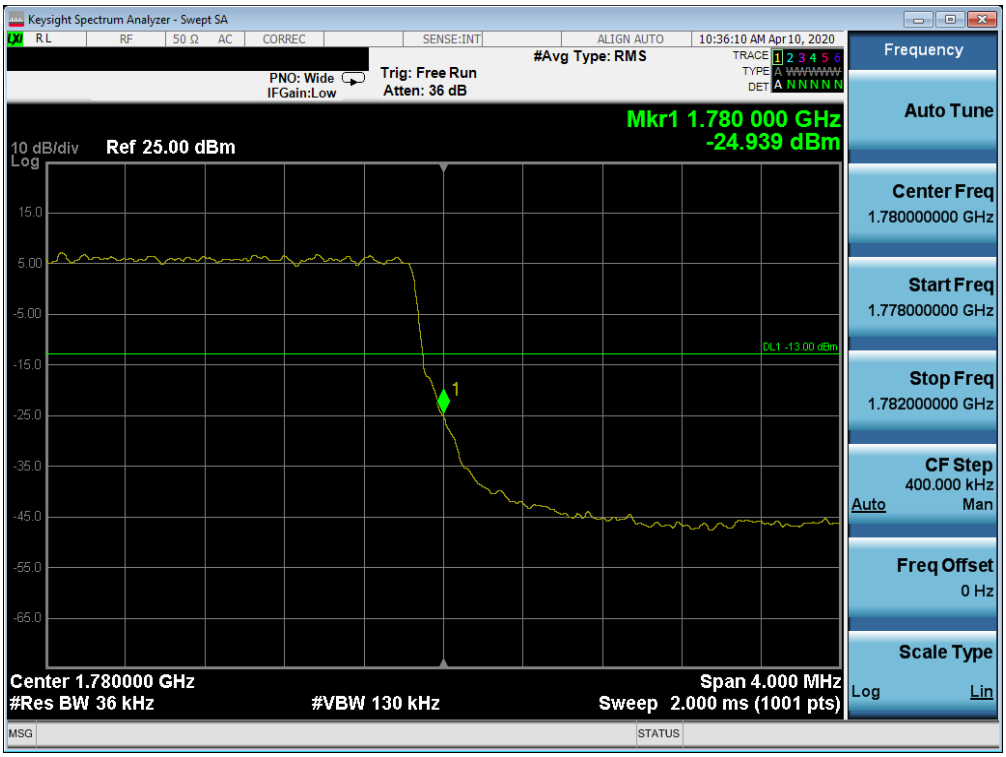

Plot 7-382. Upper Band Edge Plot (Band 66 - 3.0MHz QPSK - Full RB Configuration)

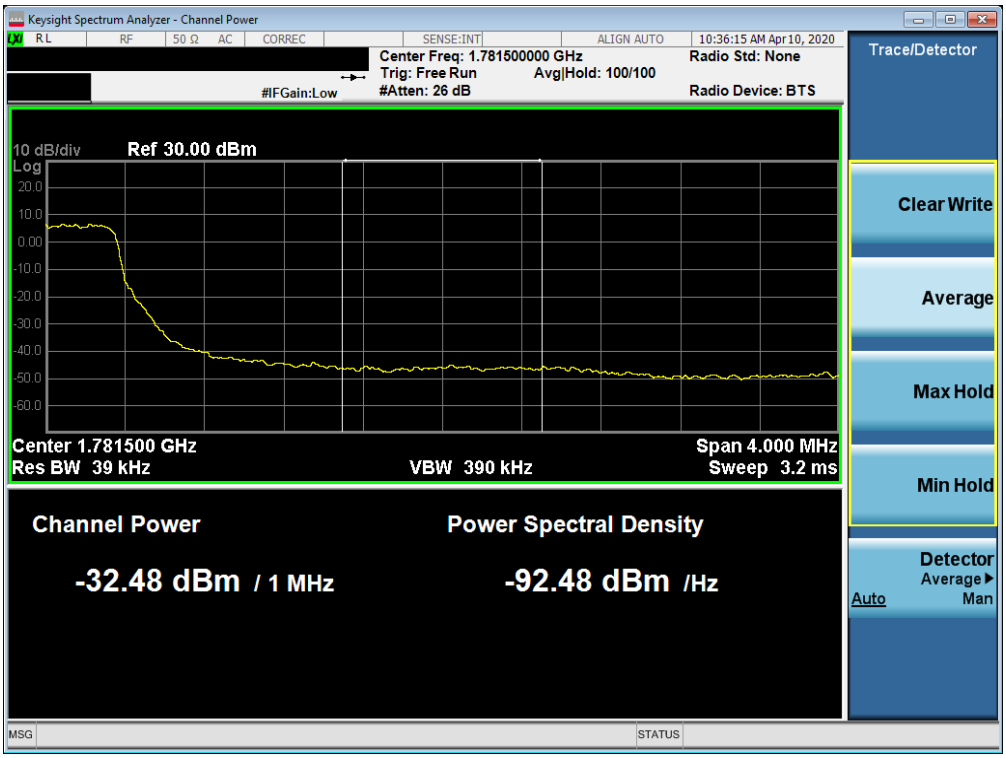

Plot 7-383. Upper Extended Band Edge Plot (Band 66 - 3.0MHz QPSK - Full RB Configuration)

© 2020 PCTEST
All rights reserved. Unless otherwise specified, no part of this report may be reproduced or utilized in any part, form or by any means, electronic or mechanical, including photocopying and microfilm, without permission in writing from PCTEST. If you have any questions about this international copyright or have an enquiry about obtaining additional rights to this report or assembly of contents thereof, please contact INFO@PCTEST.COM.

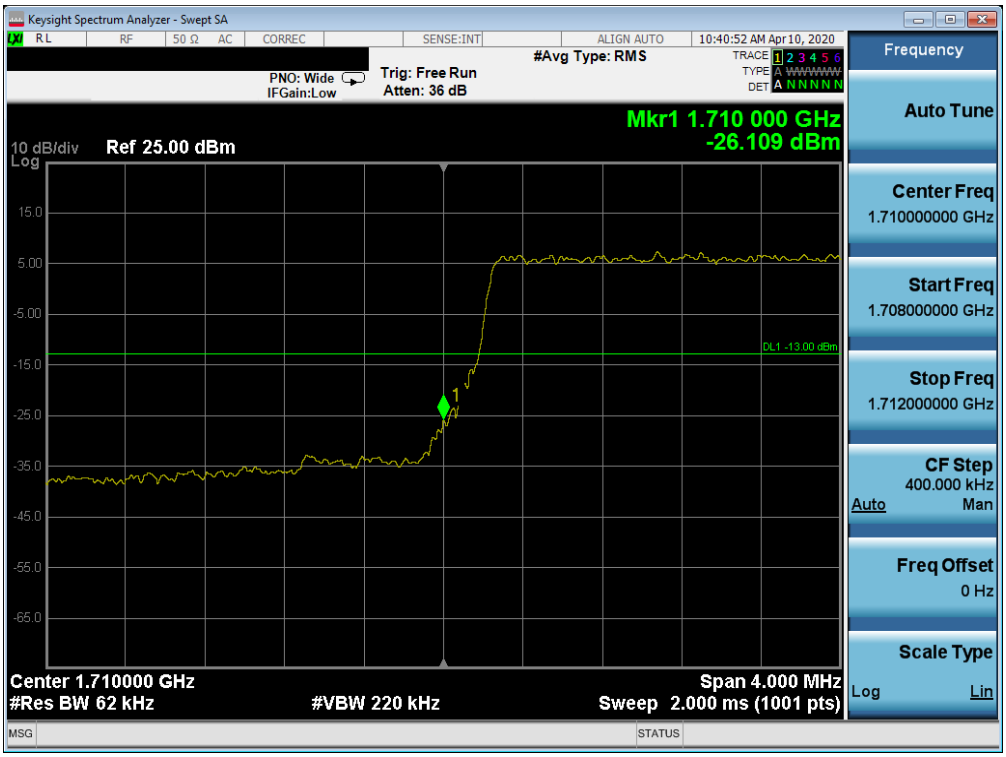

Plot 7-384. Lower Band Edge Plot (Band 66/4 - 5.0MHz QPSK - Full RB Configuration)

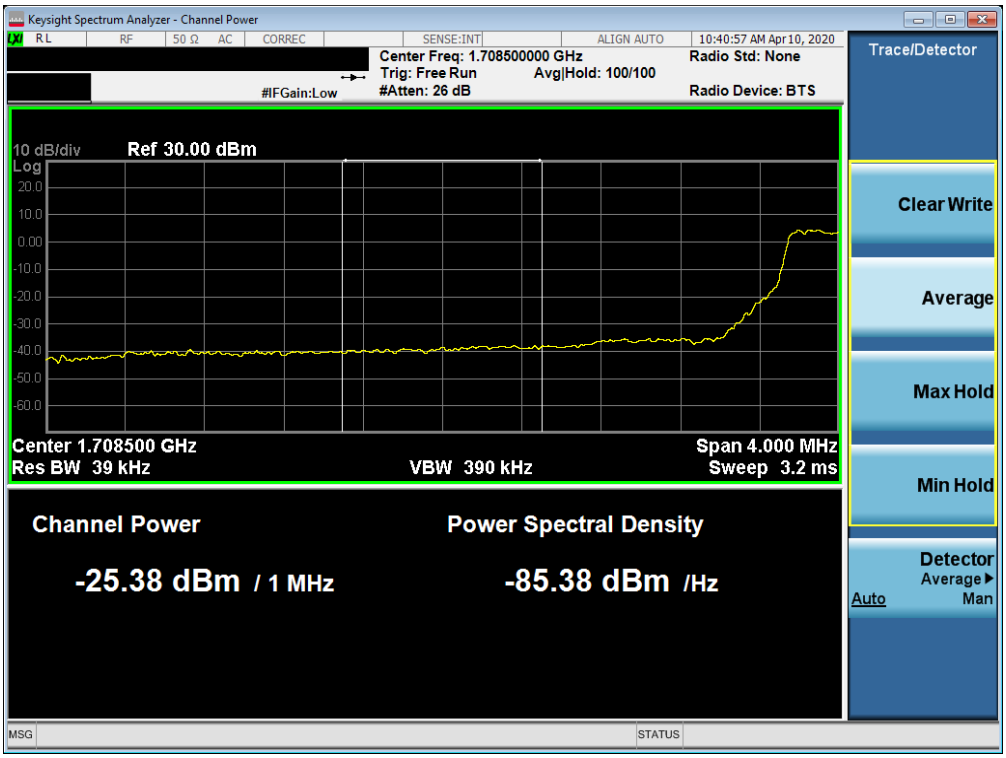

Plot 7-385. Lower Extended Band Edge Plot (Band 66/4 - 5.0MHz QPSK - Full RB Configuration)

© 2020 PCTEST
All rights reserved. Unless otherwise specified, no part of this report may be reproduced or utilized in any part, form or by any means, electronic or mechanical, including photocopying and microfilm, without permission in writing from PCTEST. If you have any questions about this international copyright or have an enquiry about obtaining additional rights to this report or assembly of contents thereof, please contact INFO@PCTEST.COM.

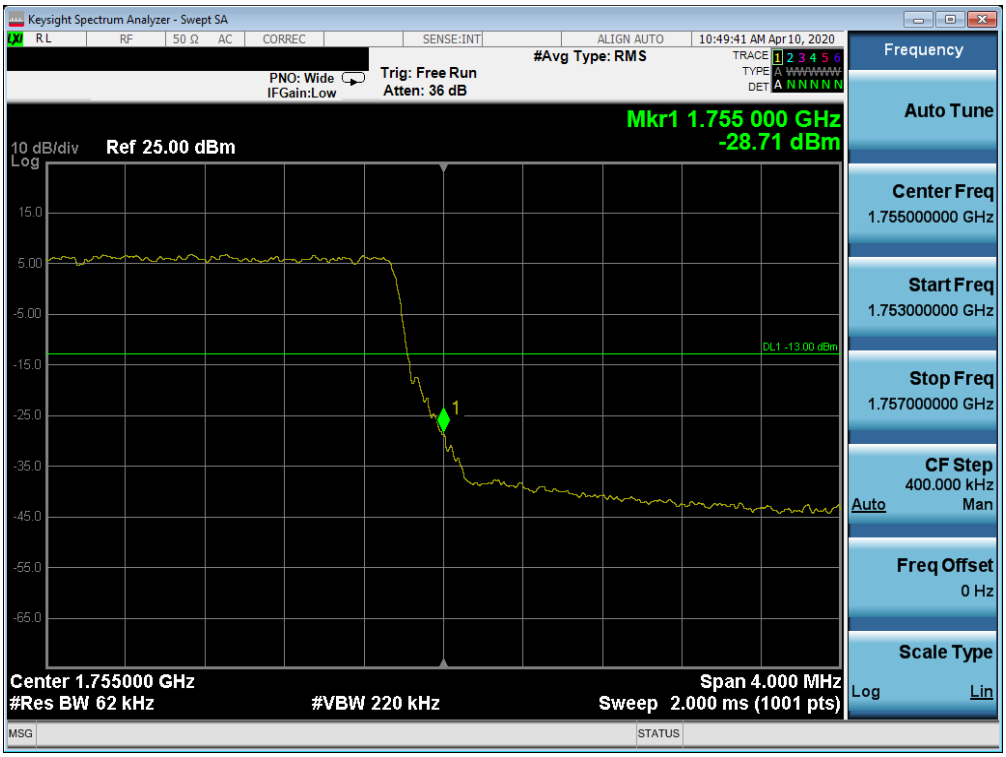

Plot 7-386. Upper Band Edge Plot (Band 4 - 5.0MHz QPSK - Full RB Configuration)

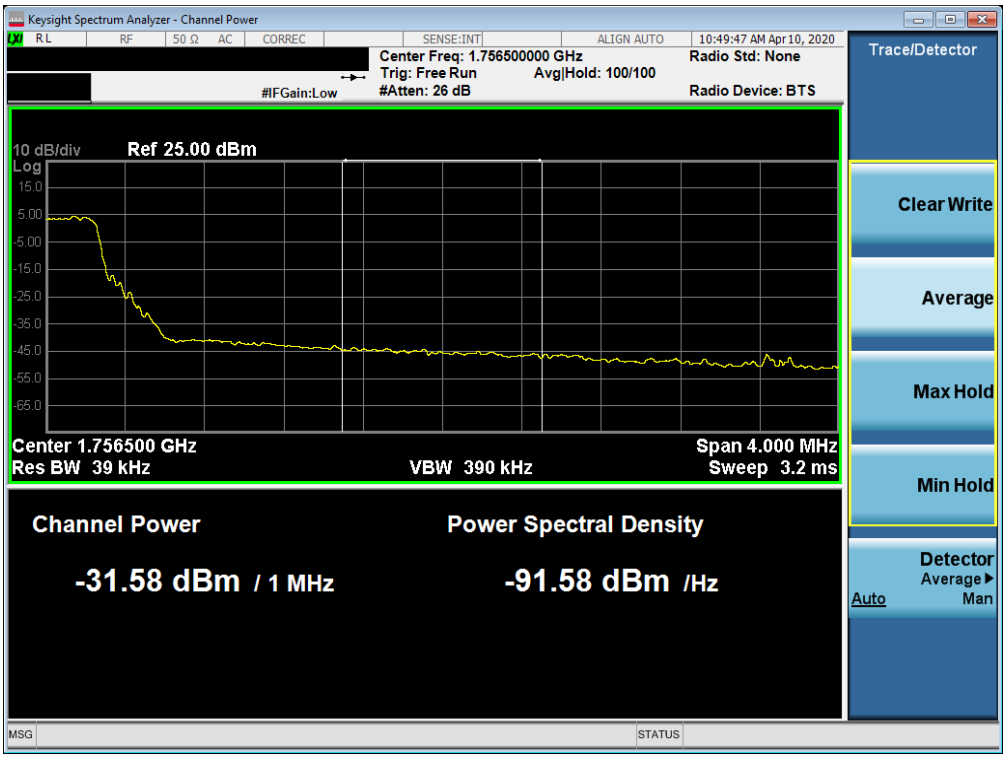

Plot 7-387. Upper Extended Band Edge Plot (Band 4 - 5.0MHz QPSK - Full RB Configuration)

© 2020 PCTEST
All rights reserved. Unless otherwise specified, no part of this report may be reproduced or utilized in any part, form or by any means, electronic or mechanical, including photocopying and microfilm, without permission in writing from PCTEST. If you have any questions about this international copyright or have an enquiry about obtaining additional rights to this report or assembly of contents thereof, please contact INFO@PCTEST.COM.

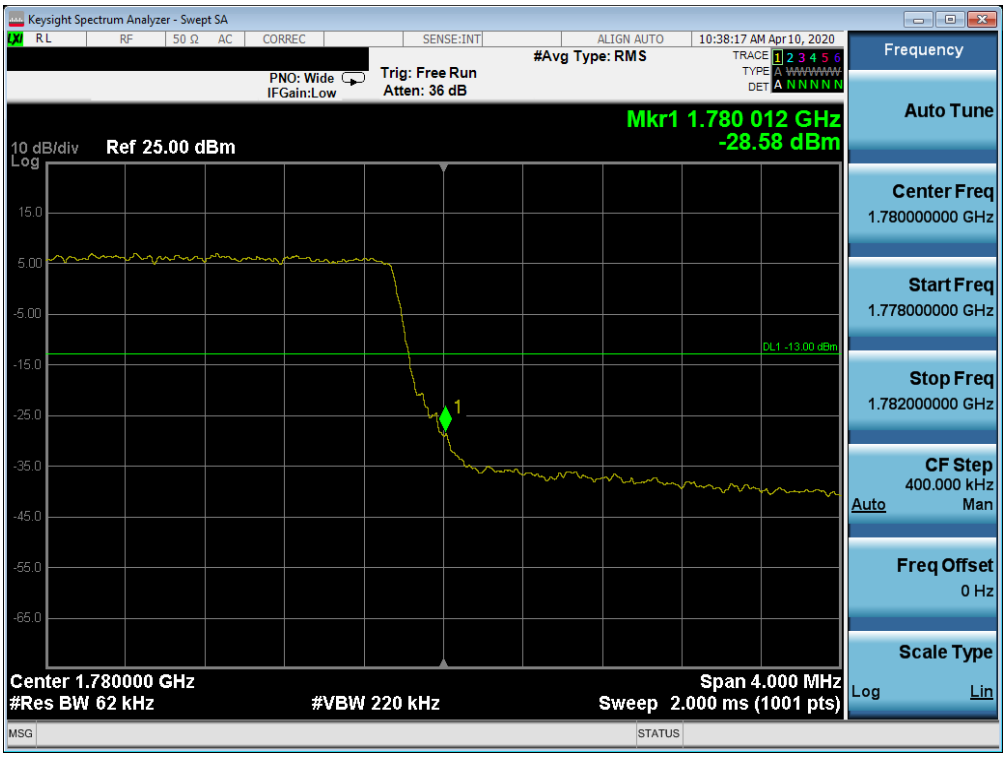

Plot 7-388. Upper Band Edge Plot (Band 66 - 5.0MHz QPSK - Full RB Configuration)

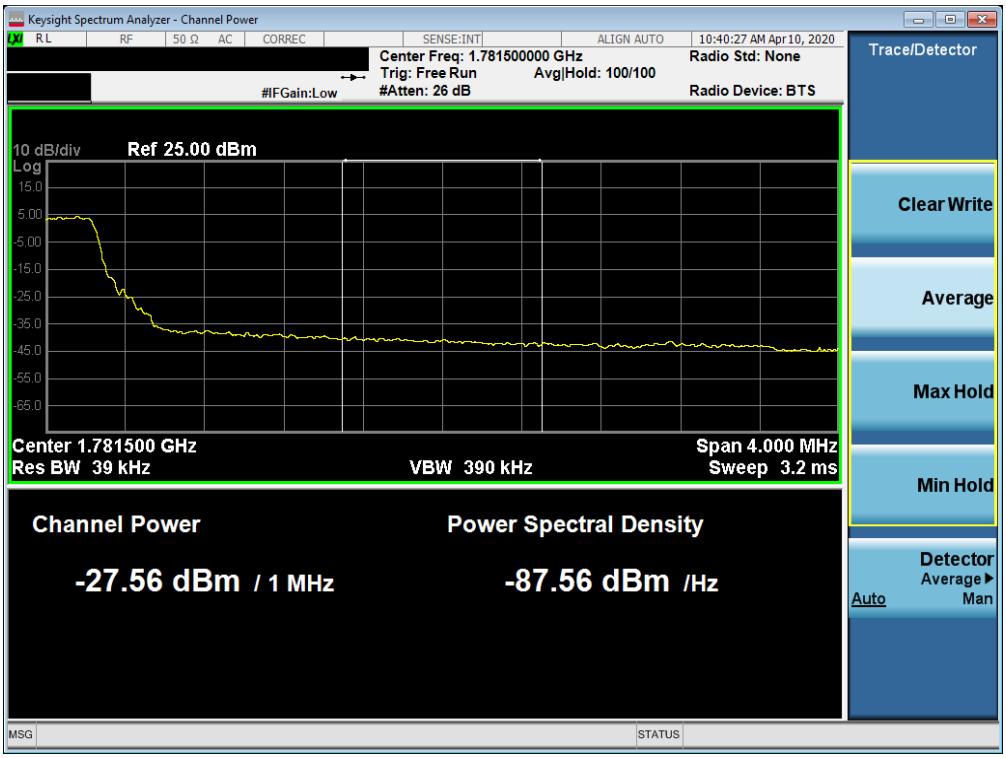

Plot 7-389. Upper Extended Band Edge Plot (Band 66 - 5.0MHz QPSK - Full RB Configuration)

© 2020 PCTEST
All rights reserved. Unless otherwise specified, no part of this report may be reproduced or utilized in any part, form or by any means, electronic or mechanical, including photocopying and microfilm, without permission in writing from PCTEST. If you have any questions about this international copyright or have an enquiry about obtaining additional rights to this report or assembly of contents thereof, please contact INFO@PCTEST.COM.

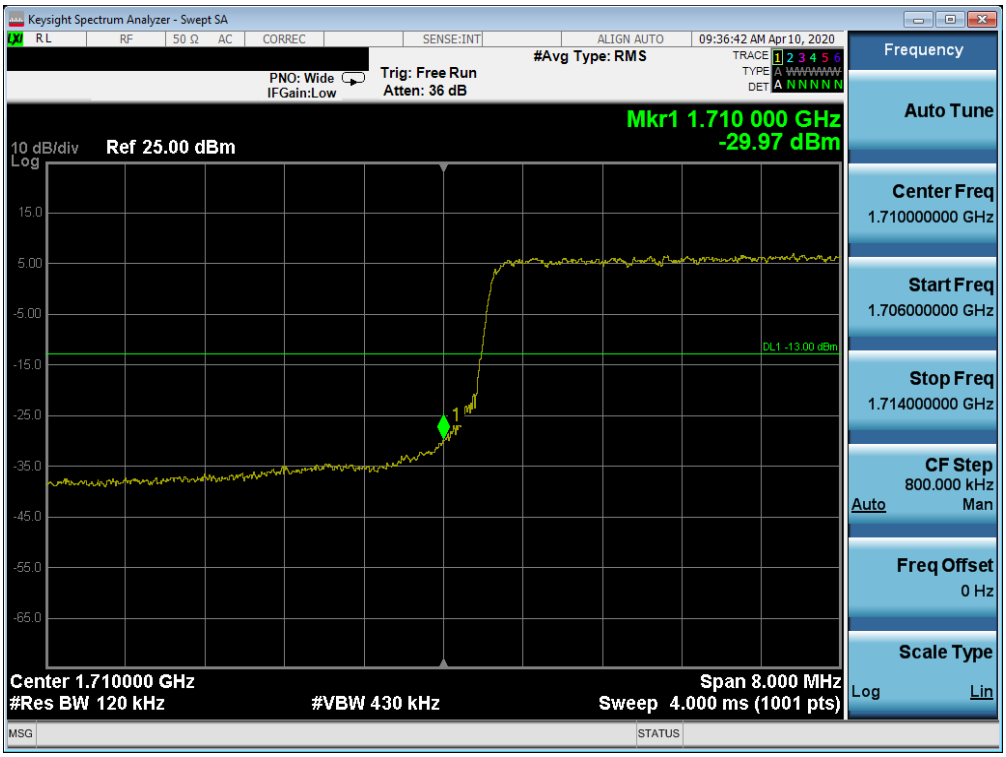

Plot 7-390. Lower Band Edge Plot (Band 66/4 - 10.0MHz QPSK - Full RB Configuration)

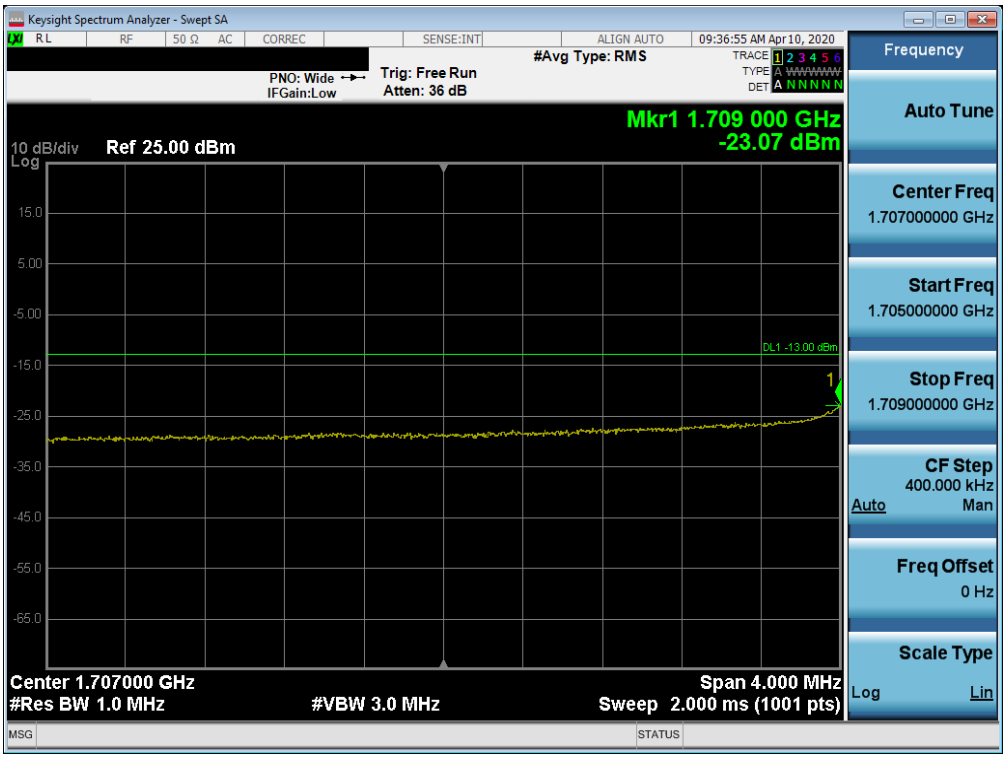

Plot 7-391. Lower Extended Band Edge Plot (Band 66/4 - 10.0MHz QPSK - Full RB Configuration)

© 2020 PCTEST
All rights reserved. Unless otherwise specified, no part of this report may be reproduced or utilized in any part, form or by any means, electronic or mechanical, including photocopying and microfilm, without permission in writing from PCTEST. If you have any questions about this international copyright or have an enquiry about obtaining additional rights to this report or assembly of contents thereof, please contact INFO@PCTEST.COM.

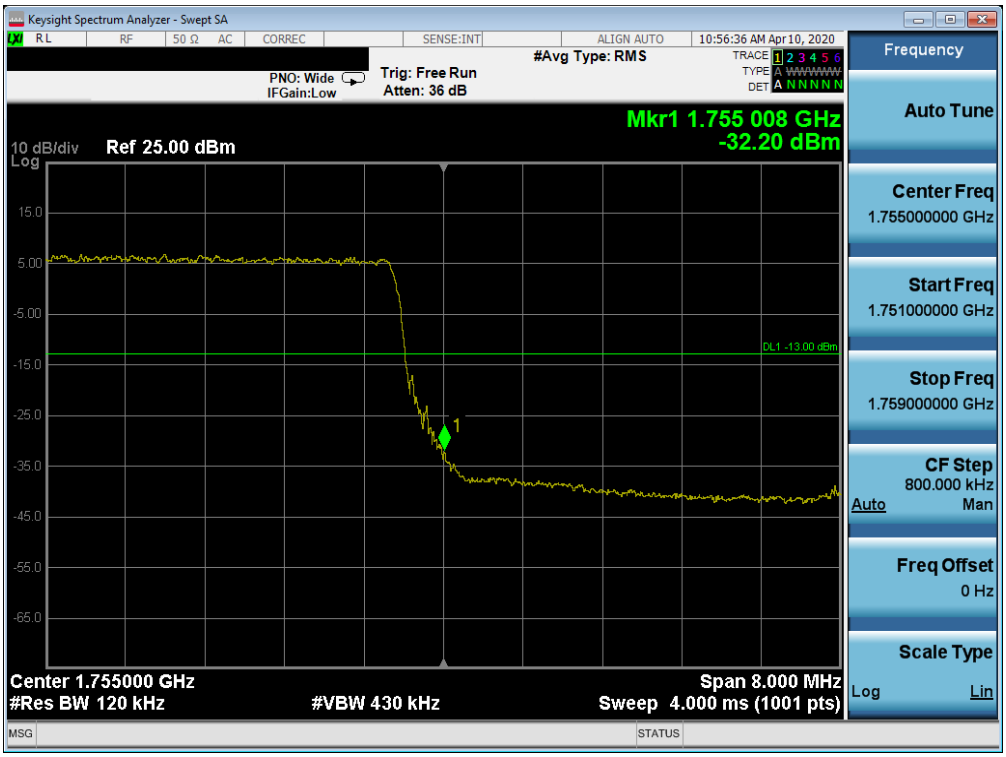

Plot 7-392. Upper Band Edge Plot (Band 4 - 10.0MHz QPSK - Full RB Configuration)

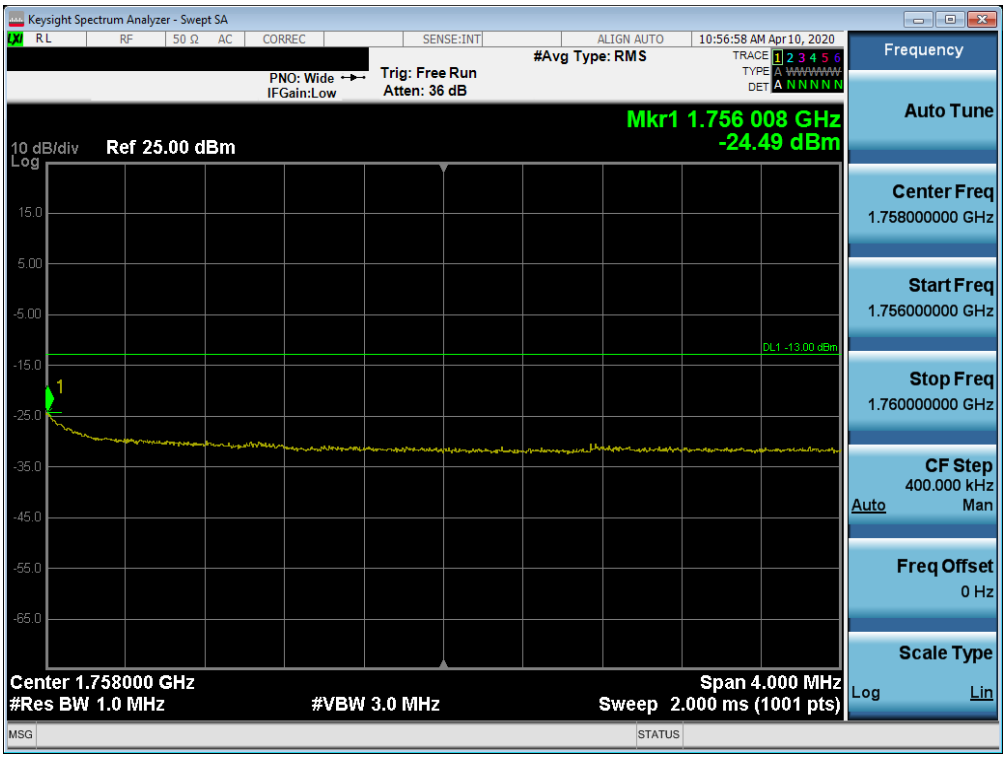

Plot 7-393. Upper Extended Band Edge Plot (Band 4 - 10.0MHz QPSK - Full RB Configuration)

© 2020 PCTEST V 9.0 02/01/2019
All rights reserved. Unless otherwise specified, no part of this report may be reproduced or utilized in any part, form or by any means, electronic or mechanical, including photocopying and microfilm, without permission in writing from PCTEST. If you have any questions about this international copyright or have an enquiry about obtaining additional rights to this report or assembly of contents thereof, please contact INFO@PCTEST.COM.

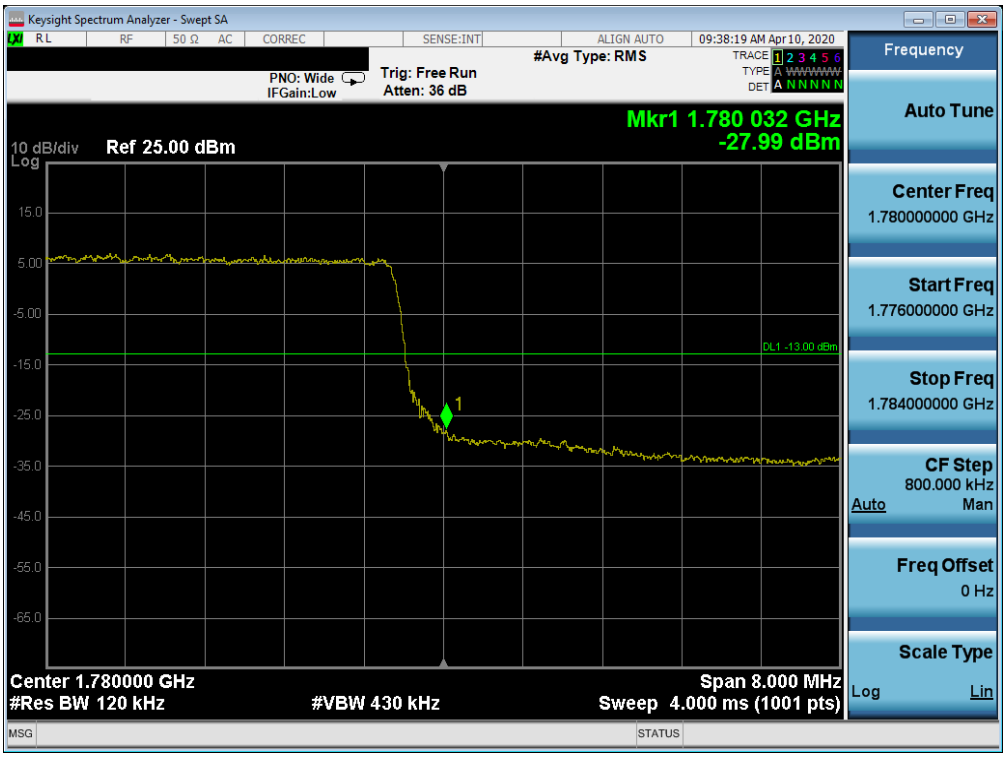

Plot 7-394. Upper Band Edge Plot (Band 66 - 10.0MHz QPSK - Full RB Configuration)

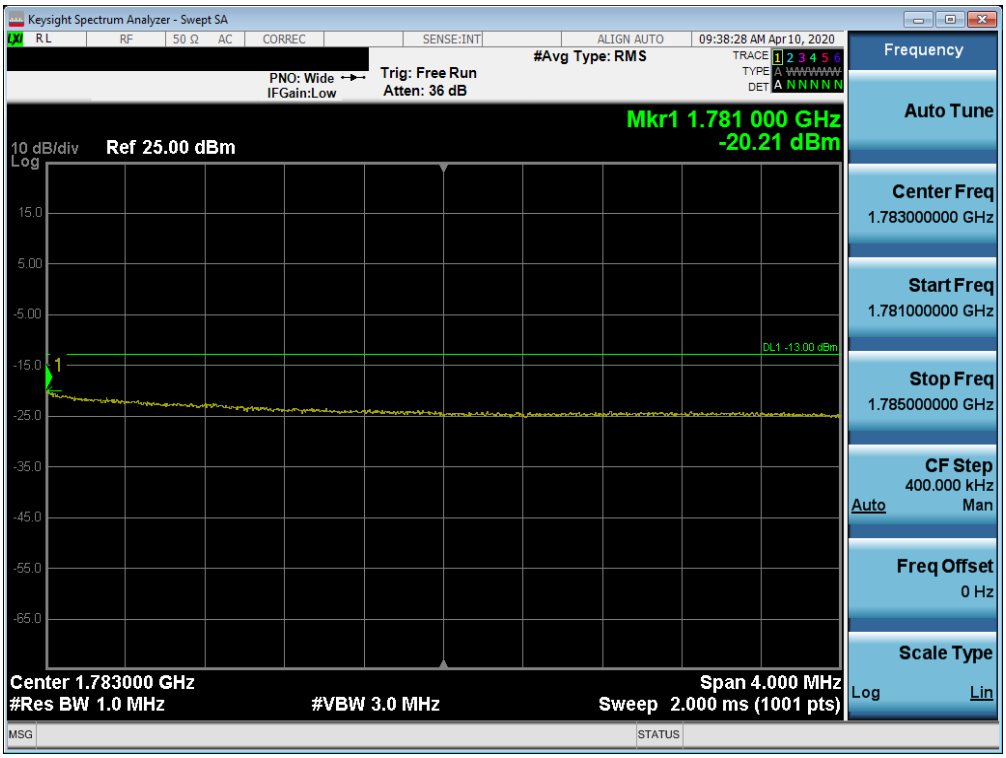

Plot 7-395. Upper Extended Band Edge Plot (Band 66 - 10.0MHz QPSK - Full RB Configuration)

© 2020 PCTEST
All rights reserved. Unless otherwise specified, no part of this report may be reproduced or utilized in any part, form or by any means, electronic or mechanical, including photocopying and microfilm, without permission in writing from PCTEST. If you have any questions about this international copyright or have an enquiry about obtaining additional rights to this report or assembly of contents thereof, please contact INFO@PCTEST.COM.

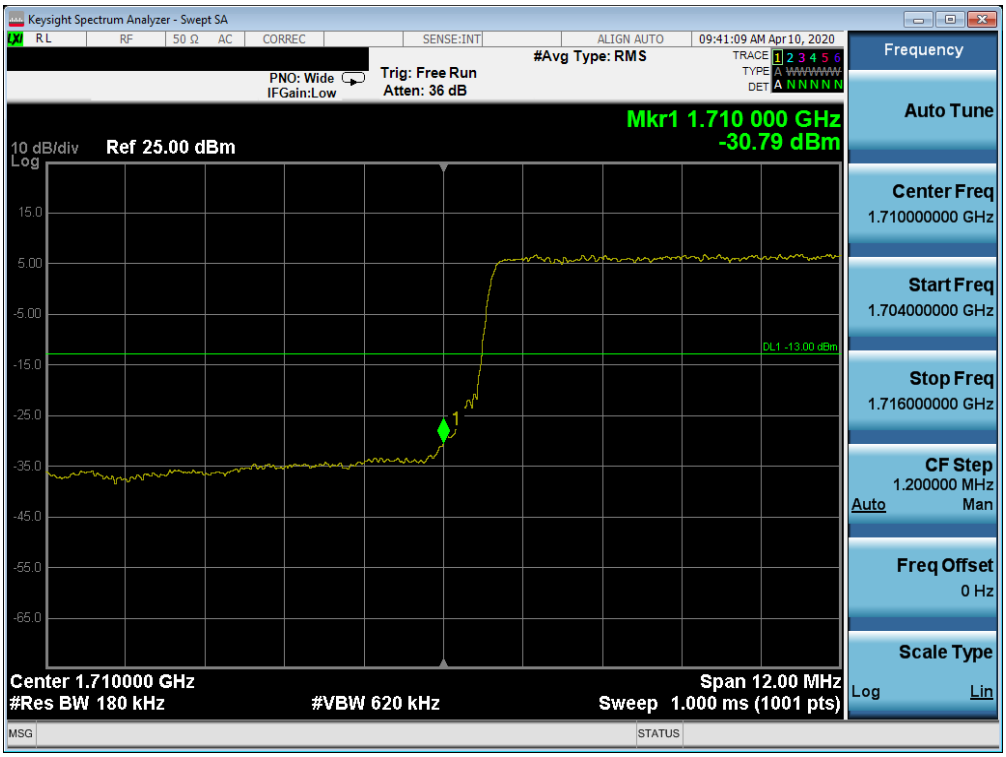

Plot 7-396. Lower Band Edge Plot (Band 66/4 - 15.0MHz QPSK - Full RB Configuration)

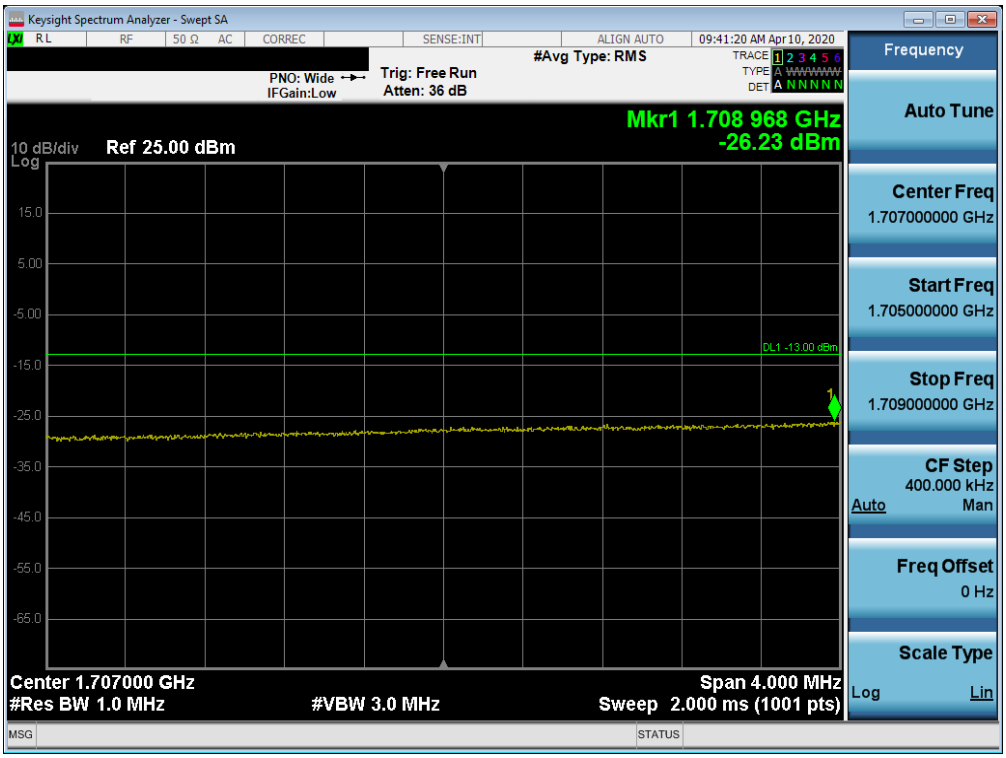

Plot 7-397. Lower Extended Band Edge Plot (Band 66/4 - 15.0MHz QPSK - Full RB Configuration)

© 2020 PCTEST
All rights reserved. Unless otherwise specified, no part of this report may be reproduced or utilized in any part, form or by any means, electronic or mechanical, including photocopying and microfilm, without permission in writing from PCTEST. If you have any questions about this international copyright or have an enquiry about obtaining additional rights to this report or assembly of contents thereof, please contact INFO@PCTEST.COM.

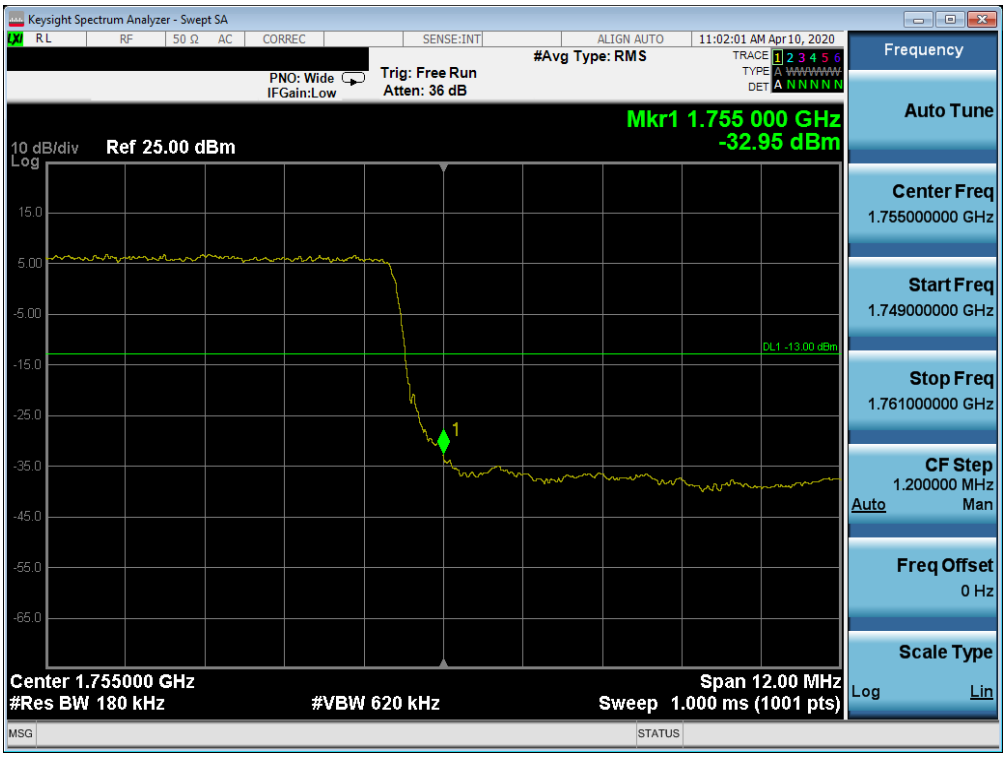

Plot 7-398. Upper Band Edge Plot (Band 4 - 15.0MHz QPSK - Full RB Configuration)

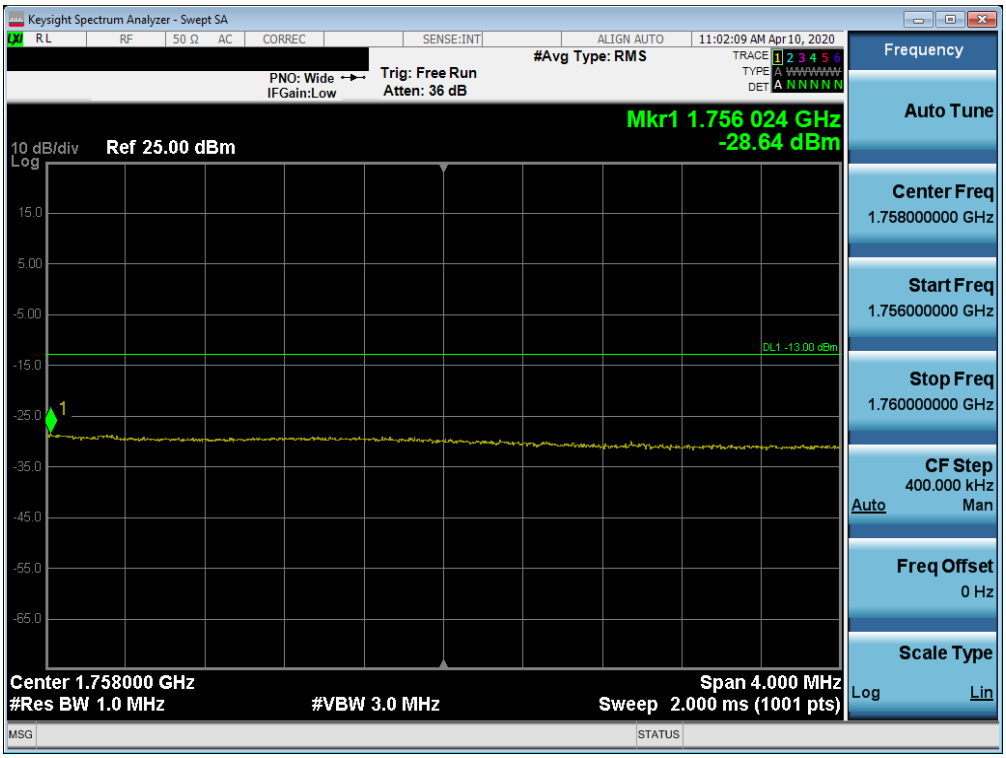

Plot 7-399. Upper Extended Band Edge Plot (Band 4 - 15.0MHz QPSK - Full RB Configuration)

© 2020 PCTEST V 9.0 02/01/2019
All rights reserved. Unless otherwise specified, no part of this report may be reproduced or utilized in any part, form or by any means, electronic or mechanical, including photocopying and microfilm, without permission in writing from PCTEST. If you have any questions about this international copyright or have an enquiry about obtaining additional rights to this report or assembly of contents thereof, please contact INFO@PCTEST.COM.

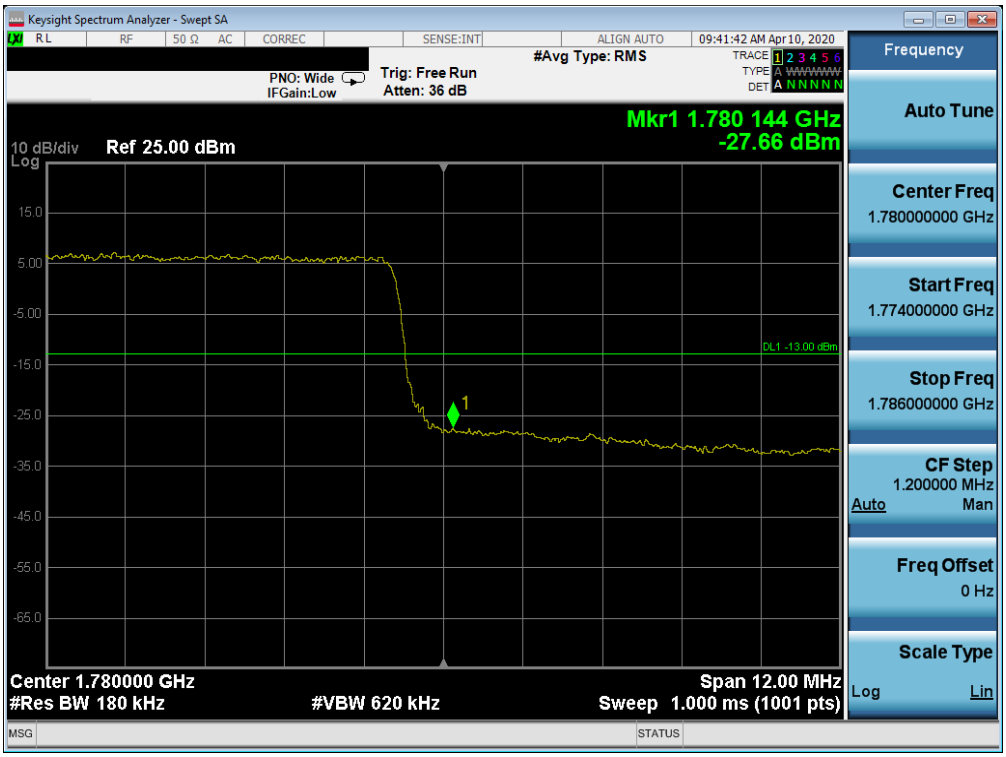

Plot 7-400. Upper Band Edge Plot (Band 66 - 15.0MHz QPSK - Full RB Configuration)

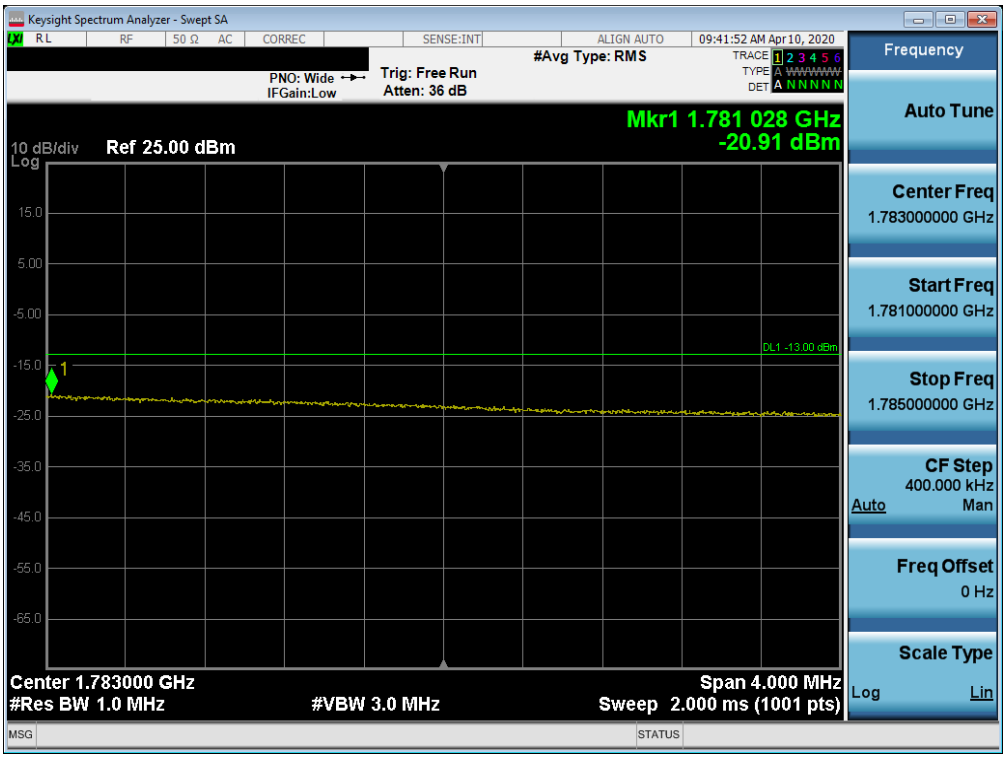

Plot 7-401. Upper Extended Band Edge Plot (Band 66 - 15.0MHz QPSK - Full RB Configuration)

© 2020 PCTEST
All rights reserved. Unless otherwise specified, no part of this report may be reproduced or utilized in any part, form or by any means, electronic or mechanical, including photocopying and microfilm, without permission in writing from PCTEST. If you have any questions about this international copyright or have an enquiry about obtaining additional rights to this report or assembly of contents thereof, please contact INFO@PCTEST.COM.

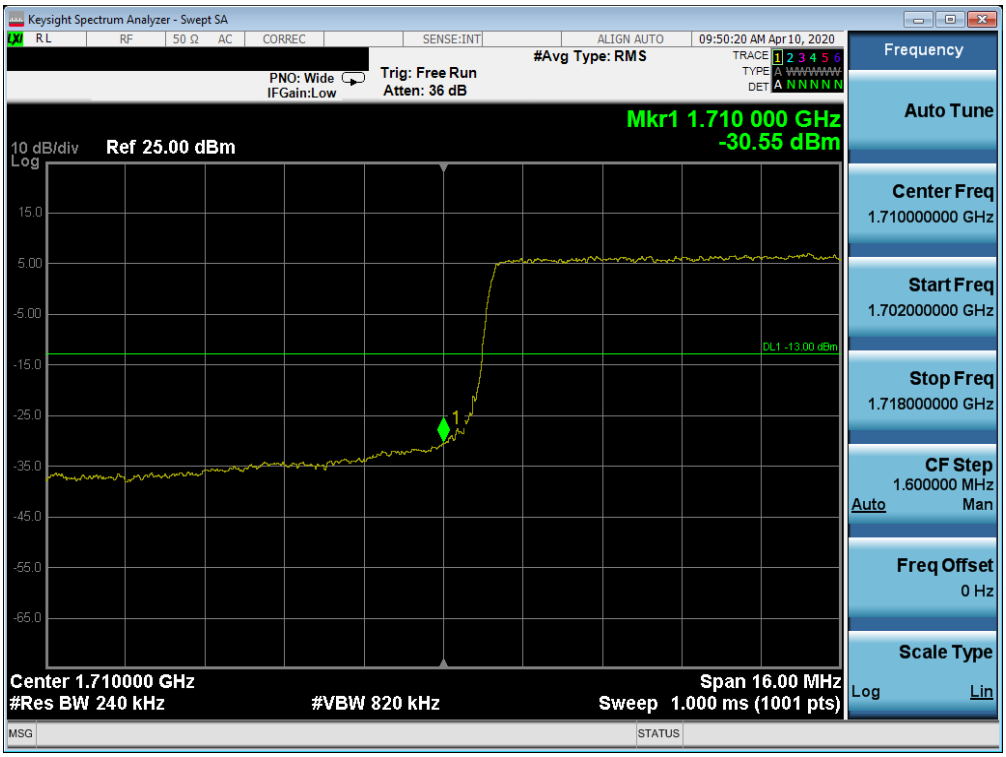

Plot 7-402. Lower Band Edge Plot (Band 66/4 - 20.0MHz QPSK - Full RB Configuration)

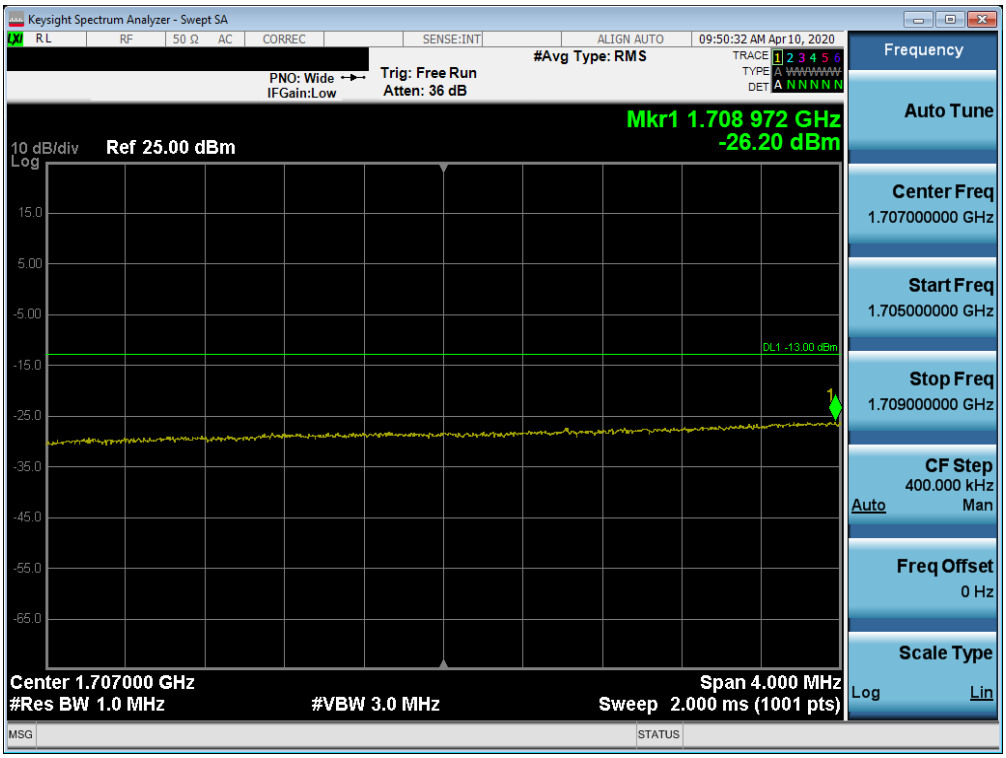

Plot 7-403. Lower Extended Band Edge Plot (Band 66/4 - 20.0MHz QPSK - Full RB Configuration)

© 2020 PCTEST V 9.0 02/01/2019
All rights reserved. Unless otherwise specified, no part of this report may be reproduced or utilized in any part, form or by any means, electronic or mechanical, including photocopying and microfilm, without permission in writing from PCTEST. If you have any questions about this international copyright or have an enquiry about obtaining additional rights to this report or assembly of contents thereof, please contact INFO@PCTEST.COM.

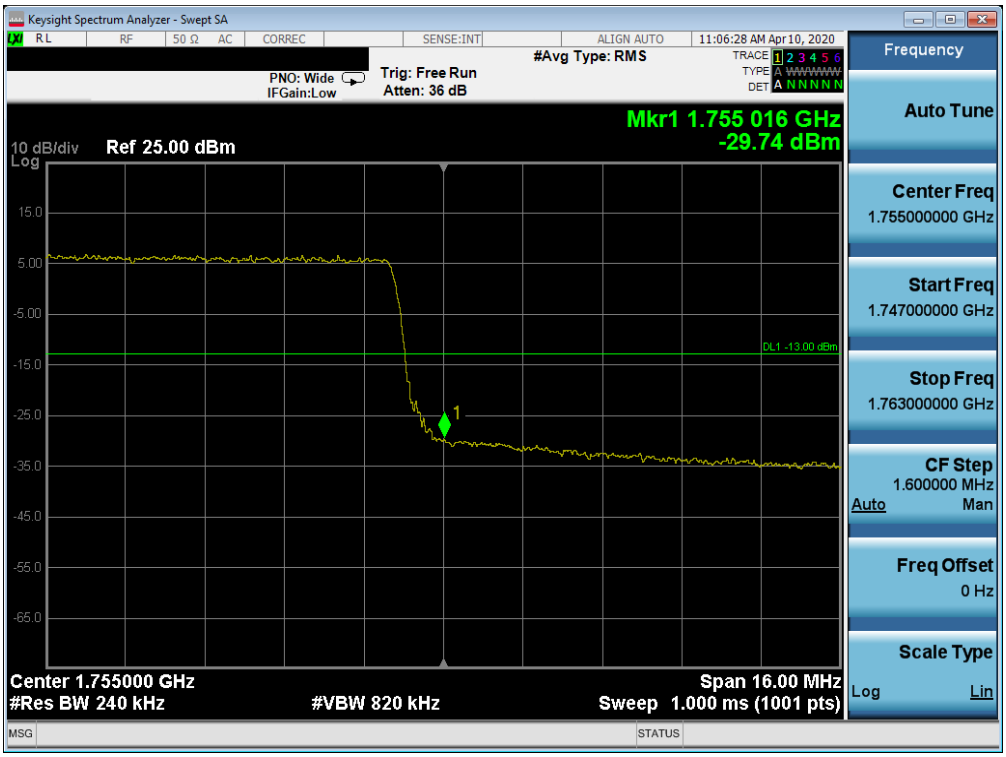

Plot 7-404. Upper Band Edge Plot (Band 4 - 20.0MHz QPSK - Full RB Configuration)

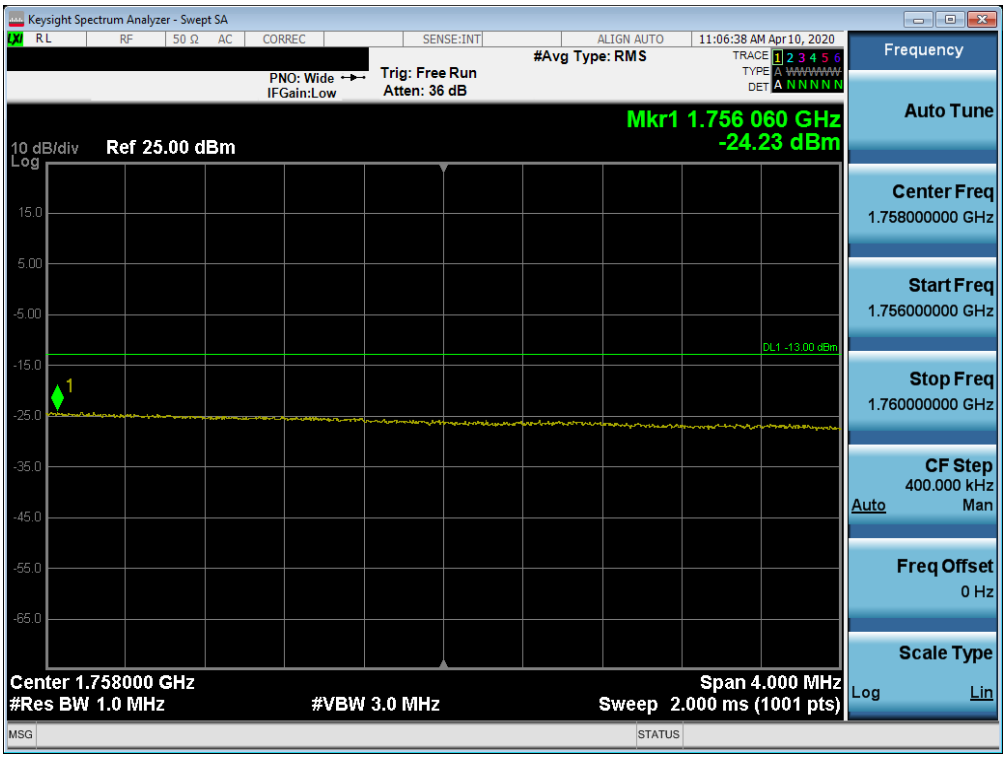

Plot 7-405. Upper Extended Band Edge Plot (Band 4 - 20.0MHz QPSK - Full RB Configuration)

© 2020 PCTEST V 9.0 02/01/2019
All rights reserved. Unless otherwise specified, no part of this report may be reproduced or utilized in any part, form or by any means, electronic or mechanical, including photocopying and microfilm, without permission in writing from PCTEST. If you have any questions about this international copyright or have an enquiry about obtaining additional rights to this report or assembly of contents thereof, please contact INFO@PCTEST.COM.

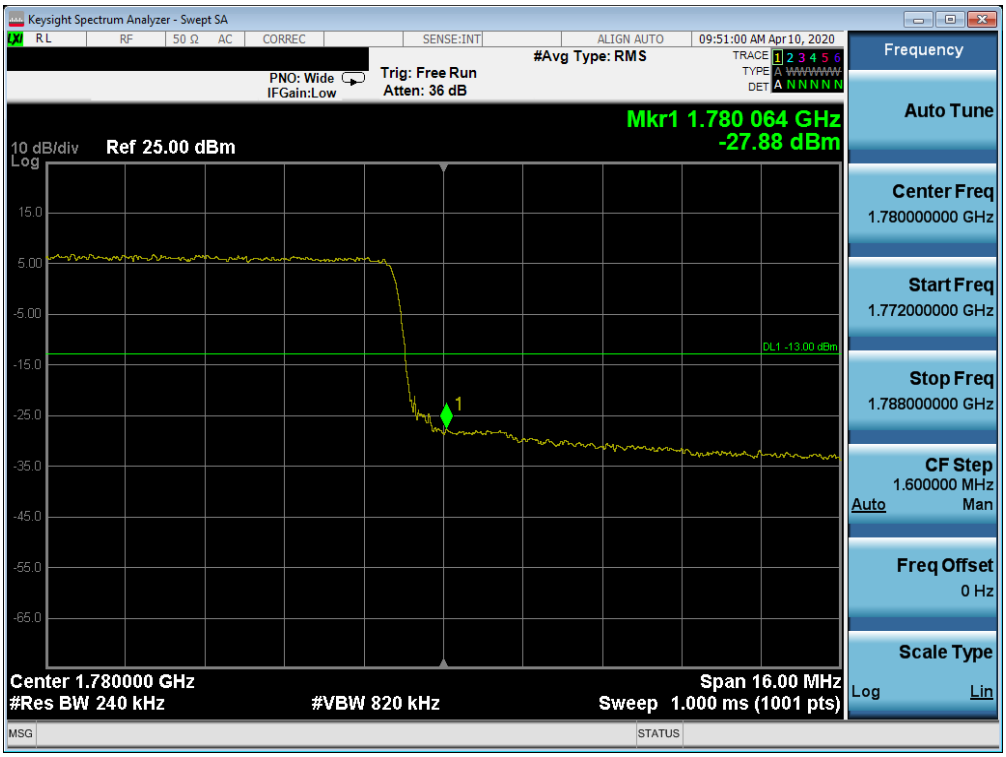

Plot 7-406. Upper Band Edge Plot (Band 66 - 20.0MHz QPSK - Full RB Configuration)

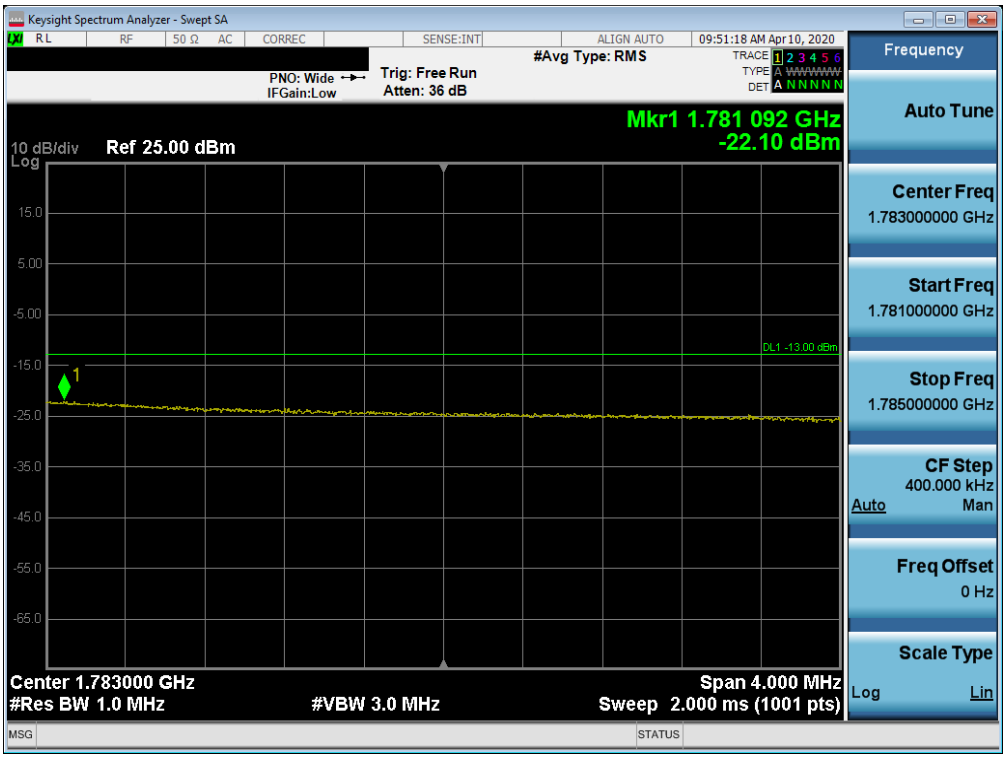

Plot 7-407. Upper Extended Band Edge Plot (Band 66 - 20.0MHz QPSK - Full RB Configuration)

© 2020 PCTEST V 9.0 02/01/2019
All rights reserved. Unless otherwise specified, no part of this report may be reproduced or utilized in any part, form or by any means, electronic or mechanical, including photocopying and microfilm, without permission in writing from PCTEST. If you have any questions about this international copyright or have an enquiry about obtaining additional rights to this report or assembly of contents thereof, please contact INFO@PCTEST.COM.

Band 25/2

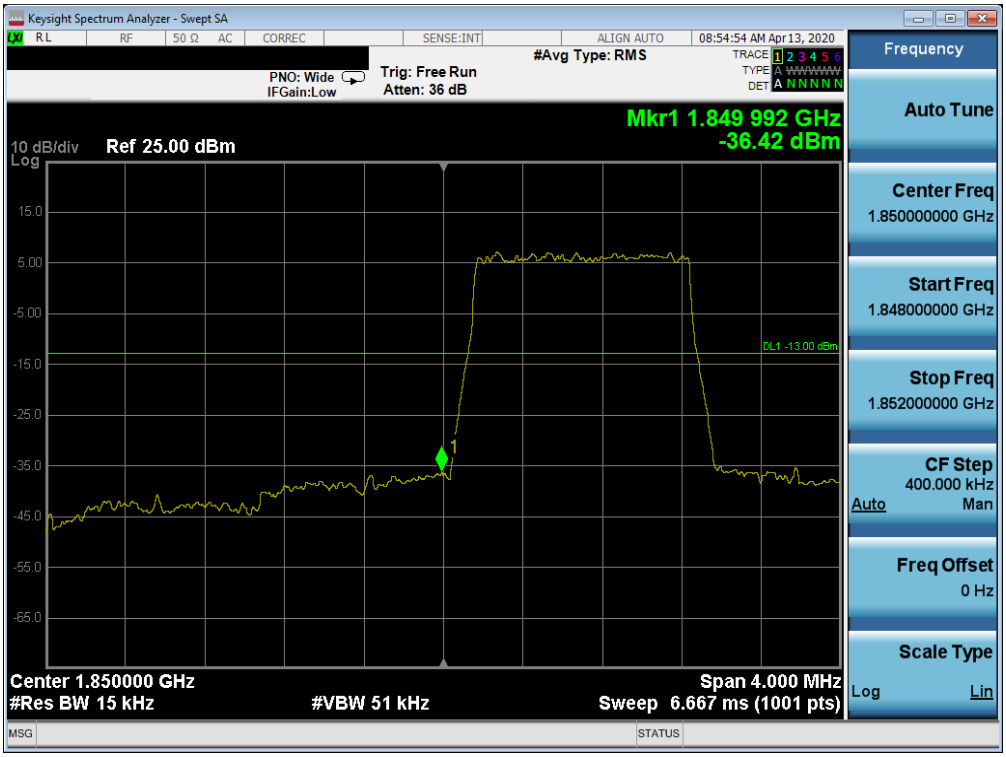

Plot 7-408. Lower Band Edge Plot (Band 25/2 - 1.4MHz QPSK - Full RB Configuration)

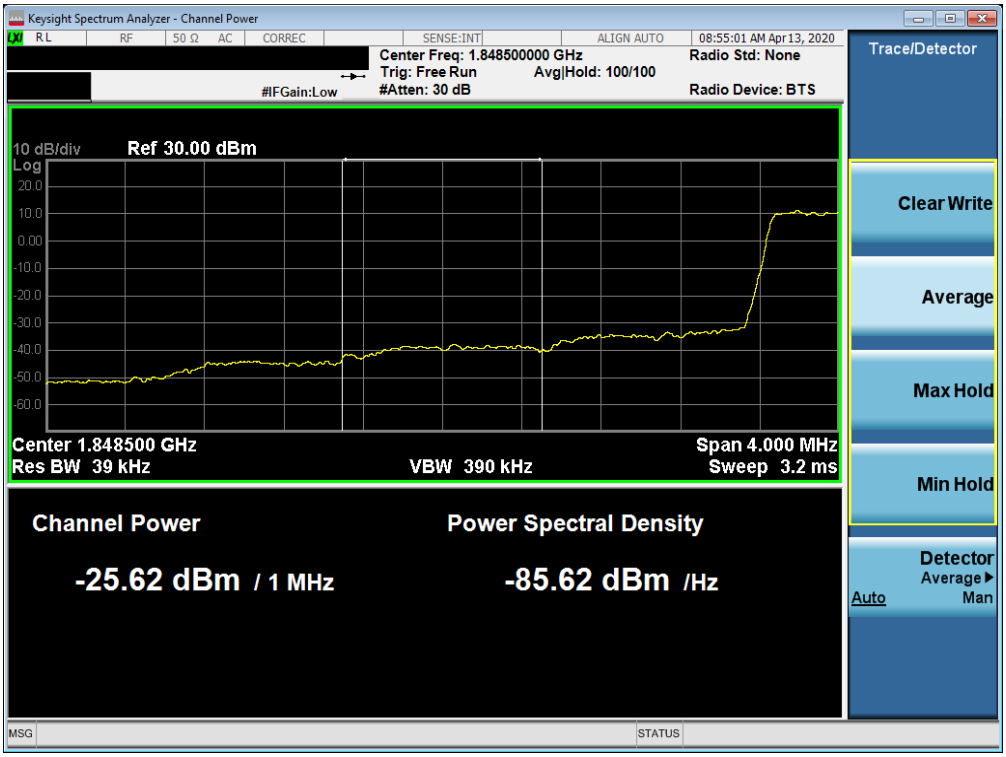

Plot 7-409. Lower Extended Band Edge Plot (Band 25/2 - 1.4MHz QPSK - Full RB Configuration)

© 2020 PCTEST
All rights reserved. Unless otherwise specified, no part of this report may be reproduced or utilized in any part, form or by any means, electronic or mechanical, including photocopying and microfilm, without permission in writing from PCTEST. If you have any questions about this international copyright or have an enquiry about obtaining additional rights to this report or assembly of contents thereof, please contact INFO@PCTEST.COM.

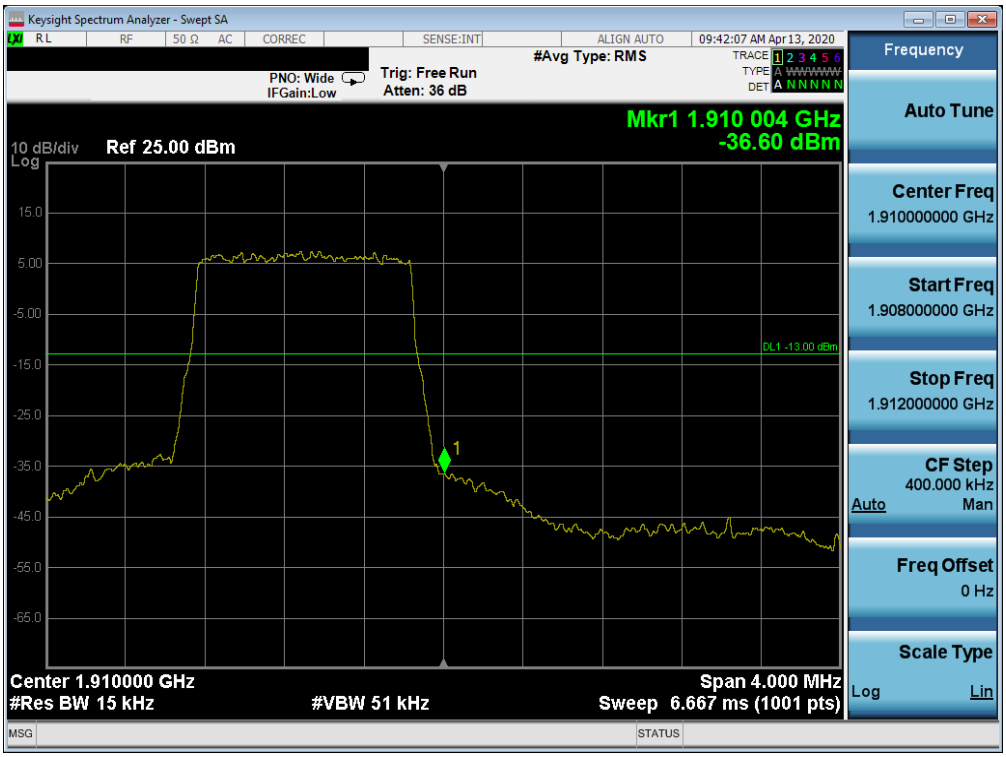

Plot 7-410. Upper Band Edge Plot (Band 2 - 1.4MHz QPSK - Full RB Configuration)

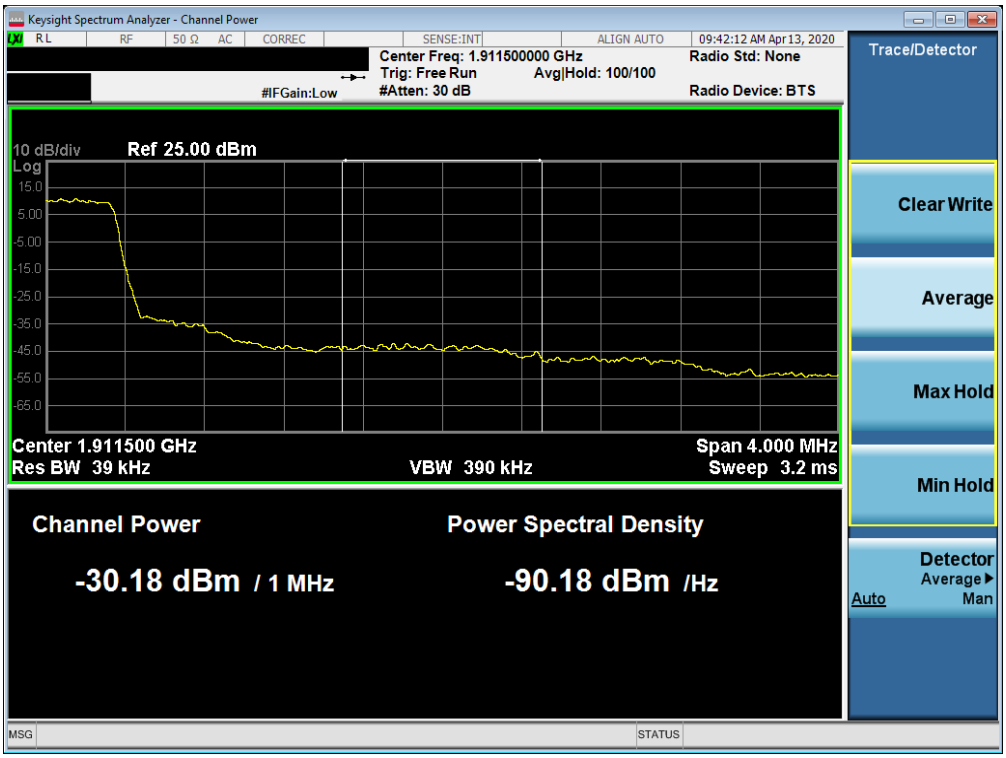

Plot 7-411. Upper Extended Band Edge Plot (Band 2 - 1.4MHz QPSK - Full RB Configuration)

© 2020 PCTEST
All rights reserved. Unless otherwise specified, no part of this report may be reproduced or utilized in any part, form or by any means, electronic or mechanical, including photocopying and microfilm, without permission in writing from PCTEST. If you have any questions about this international copyright or have an enquiry about obtaining additional rights to this report or assembly of contents thereof, please contact INFO@PCTEST.COM.

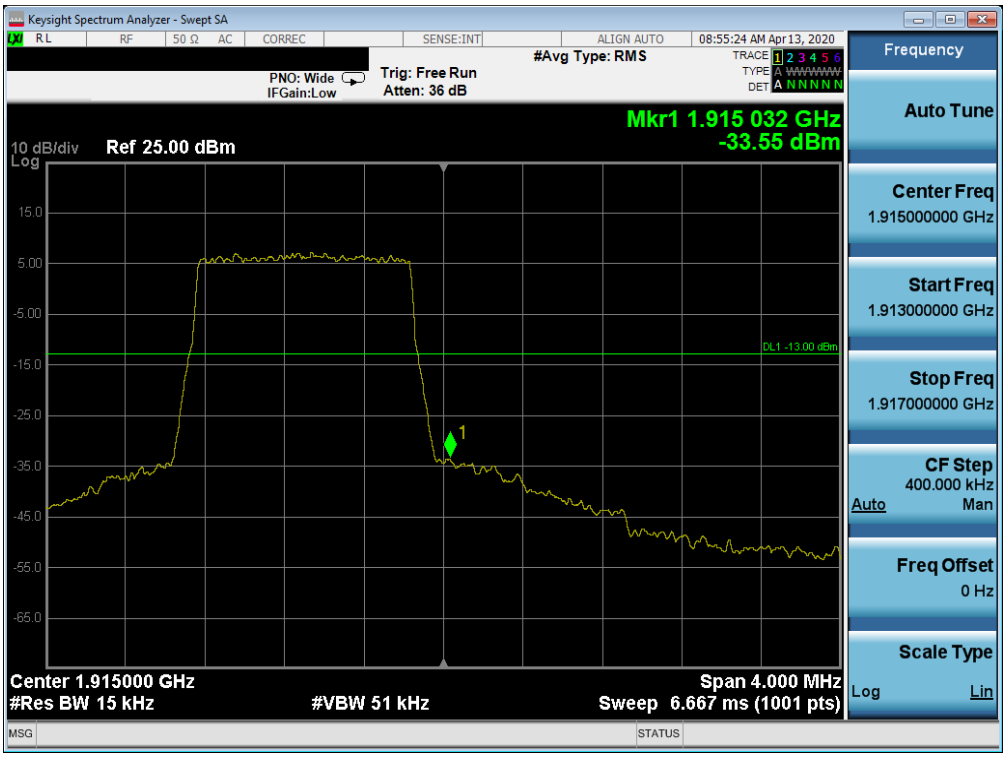

Plot 7-412. Upper Band Edge Plot (Band 25 - 1.4MHz QPSK - Full RB Configuration)

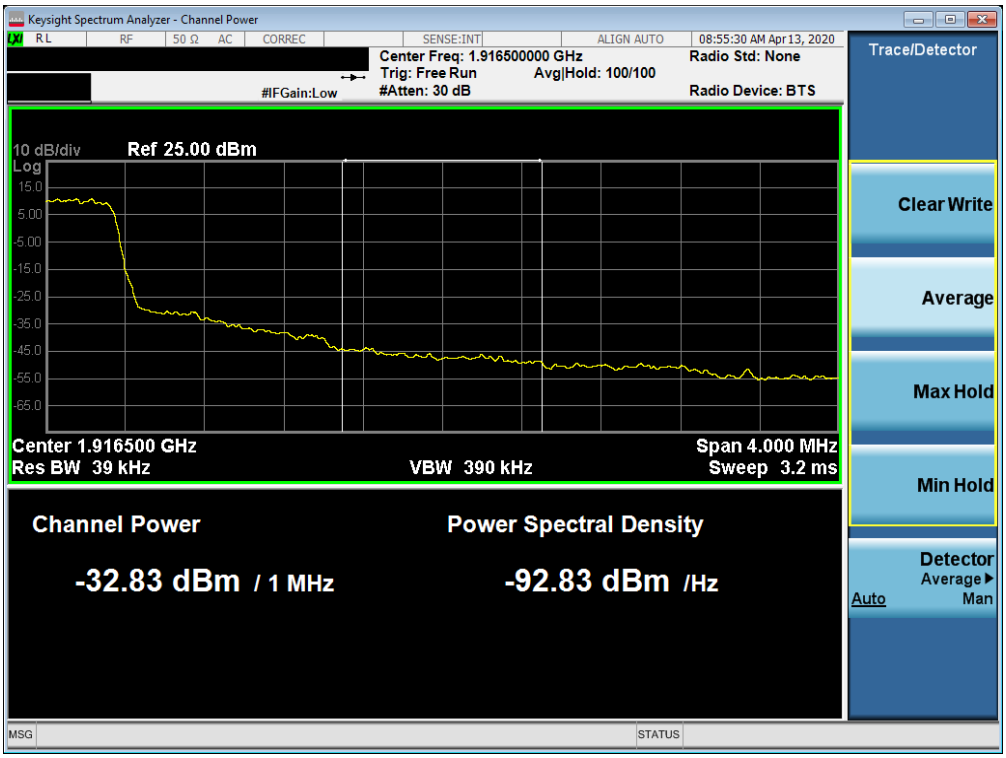

Plot 7-413. Upper Extended Band Edge Plot (Band 25 - 1.4MHz QPSK - Full RB Configuration)

© 2020 PCTEST
All rights reserved. Unless otherwise specified, no part of this report may be reproduced or utilized in any part, form or by any means, electronic or mechanical, including photocopying and microfilm, without permission in writing from PCTEST. If you have any questions about this international copyright or have an enquiry about obtaining additional rights to this report or assembly of contents thereof, please contact INFO@PCTEST.COM.

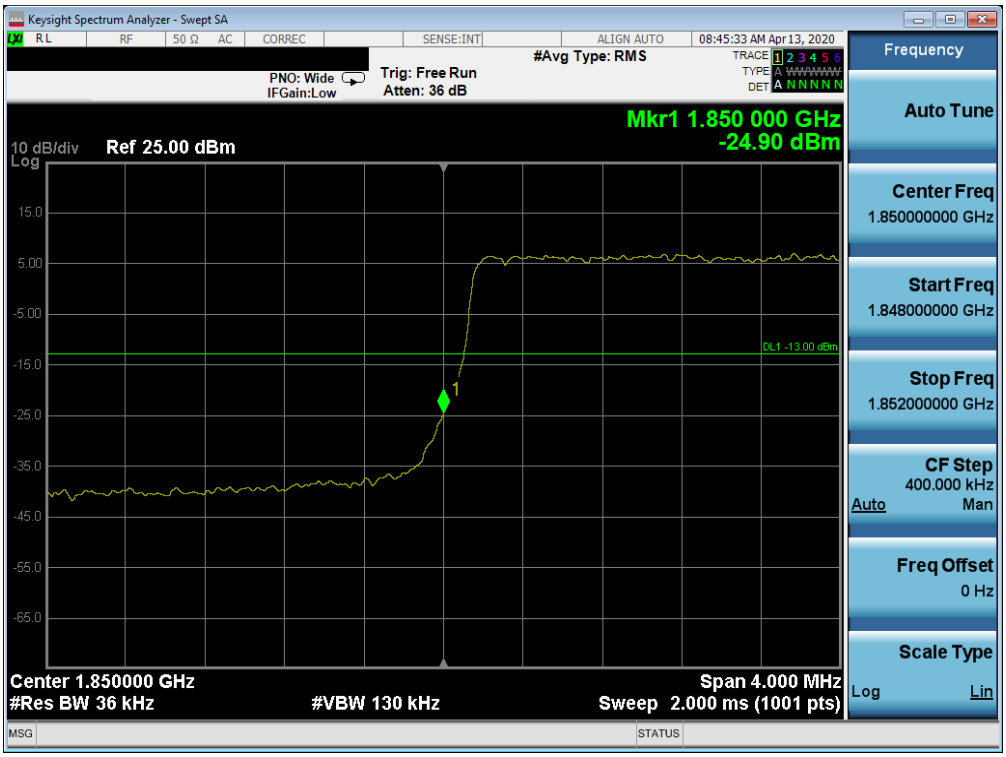

Plot 7-414. Lower Band Edge Plot (Band 25/2 - 3.0MHz QPSK - Full RB Configuration)

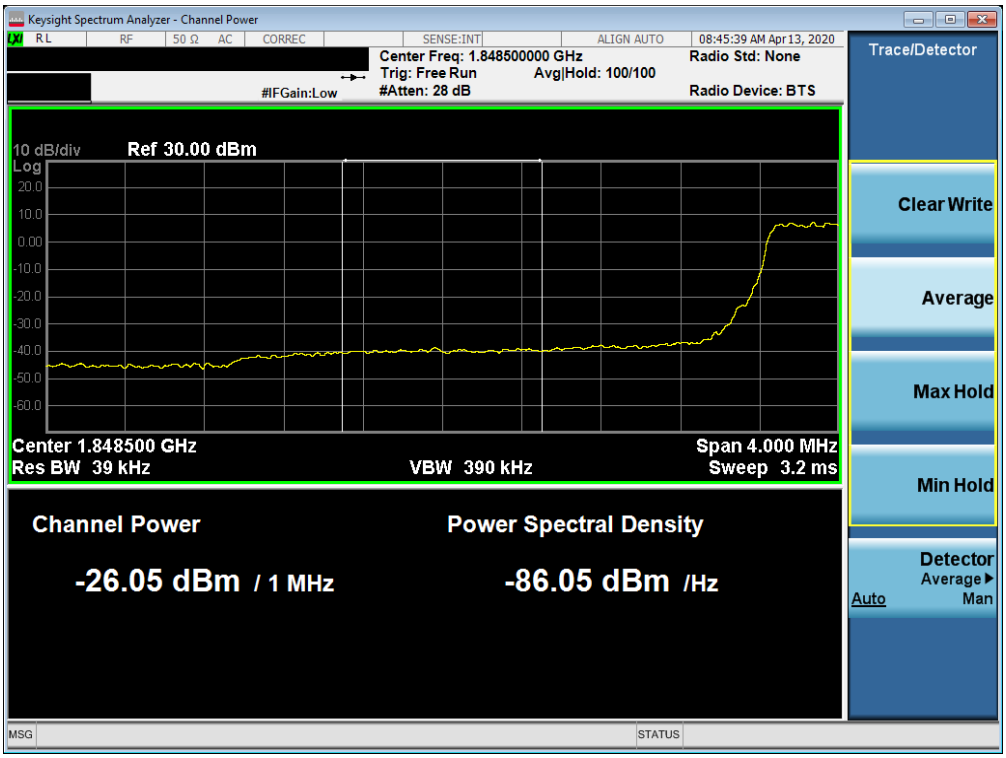

Plot 7-415. Lower Extended Band Edge Plot (Band 25/2 - 3.0MHz QPSK - Full RB Configuration)

© 2020 PCTEST
All rights reserved. Unless otherwise specified, no part of this report may be reproduced or utilized in any part, form or by any means, electronic or mechanical, including photocopying and microfilm, without permission in writing from PCTEST. If you have any questions about this international copyright or have an enquiry about obtaining additional rights to this report or assembly of contents thereof, please contact INFO@PCTEST.COM.

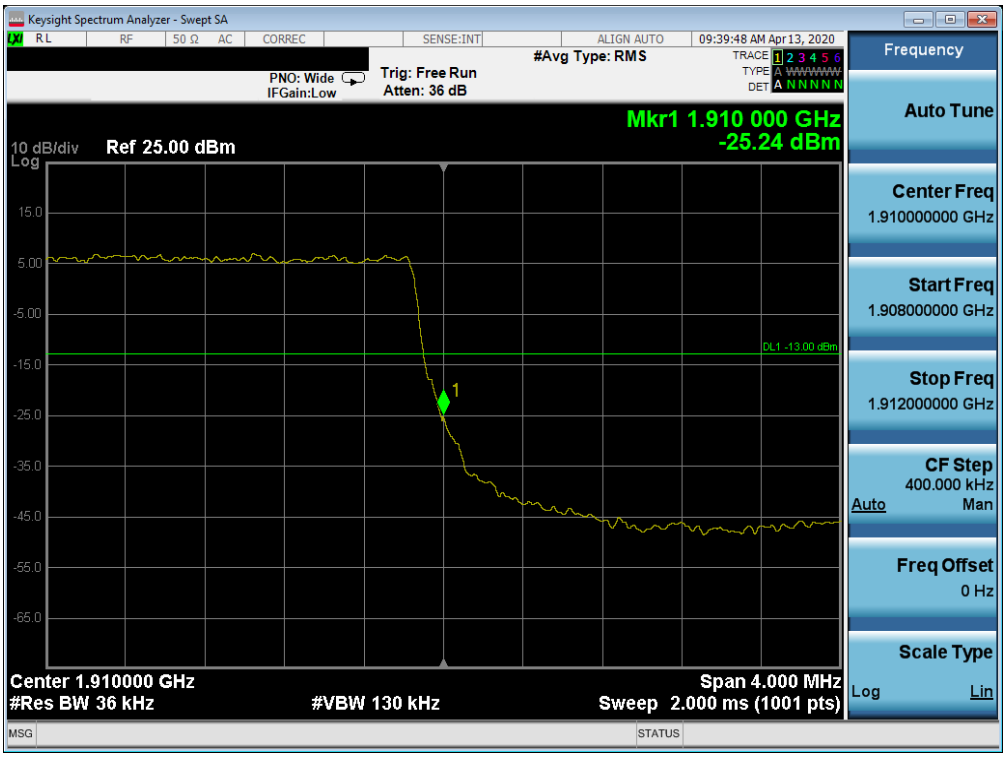

Plot 7-416. Upper Band Edge Plot (Band 2 - 3.0MHz QPSK - Full RB Configuration)

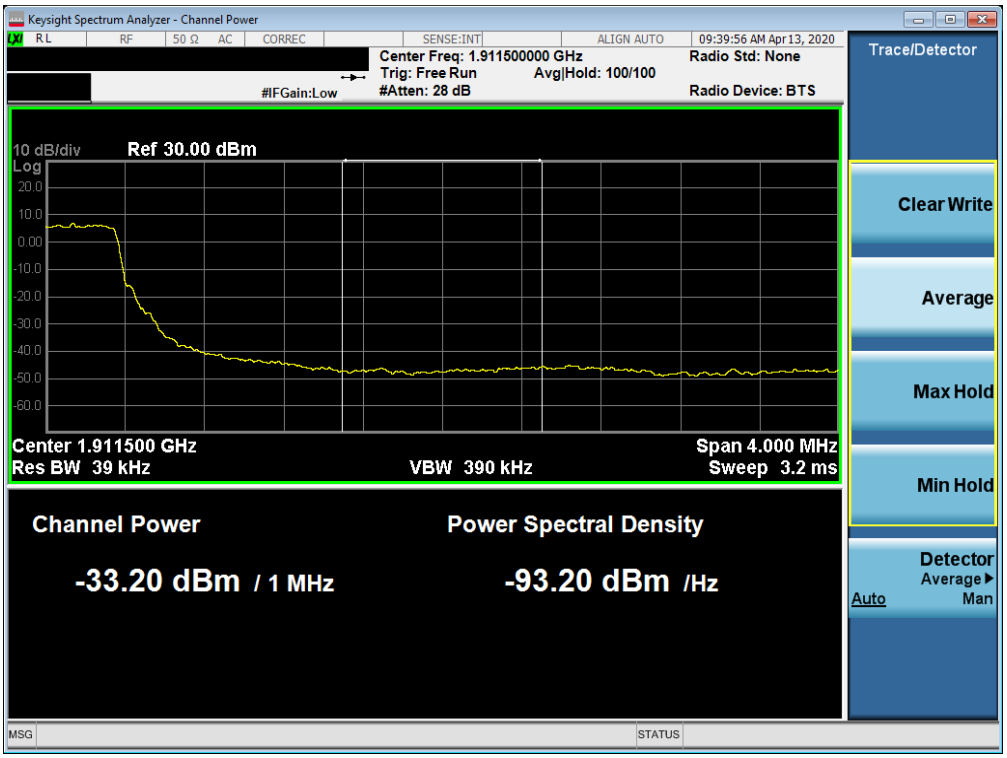

Plot 7-417. Upper Extended Band Edge Plot (Band 2 - 3.0MHz QPSK - Full RB Configuration)

© 2020 PCTEST
All rights reserved. Unless otherwise specified, no part of this report may be reproduced or utilized in any part, form or by any means, electronic or mechanical, including photocopying and microfilm, without permission in writing from PCTEST. If you have any questions about this international copyright or have an enquiry about obtaining additional rights to this report or assembly of contents thereof, please contact INFO@PCTEST.COM.

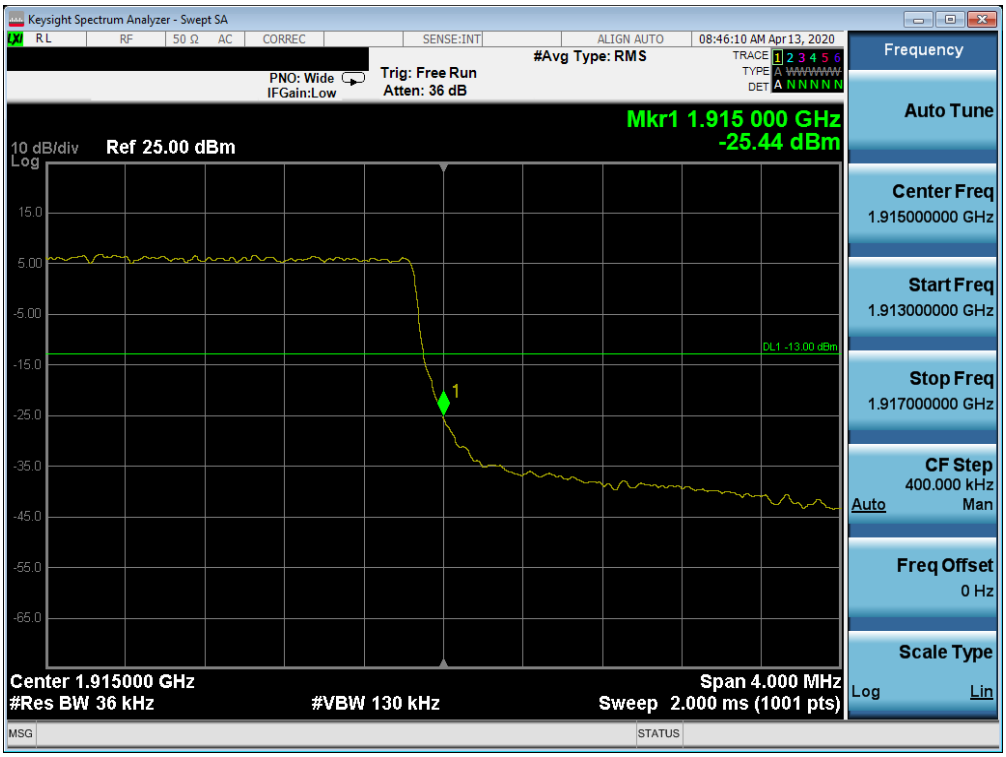

Plot 7-418. Upper Band Edge Plot (Band 25 - 3.0MHz QPSK - Full RB Configuration)

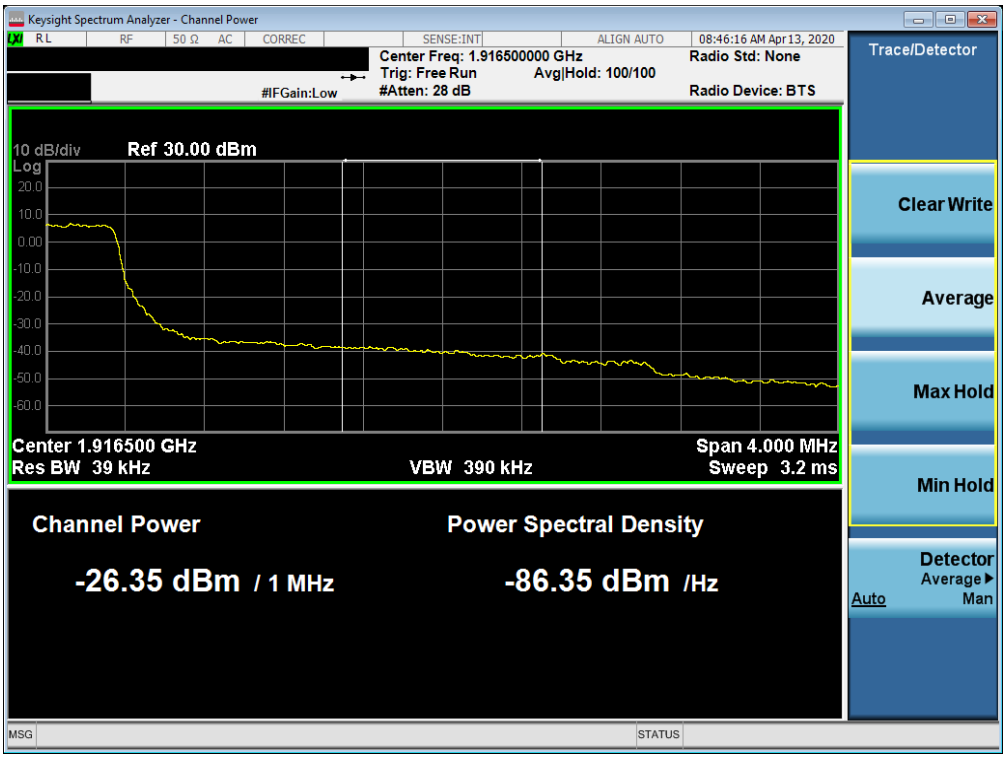

Plot 7-419. Upper Extended Band Edge Plot (Band 25 - 3.0MHz QPSK - Full RB Configuration)

© 2020 PCTEST
All rights reserved. Unless otherwise specified, no part of this report may be reproduced or utilized in any part, form or by any means, electronic or mechanical, including photocopying and microfilm, without permission in writing from PCTEST. If you have any questions about this international copyright or have an enquiry about obtaining additional rights to this report or assembly of contents thereof, please contact INFO@PCTEST.COM.

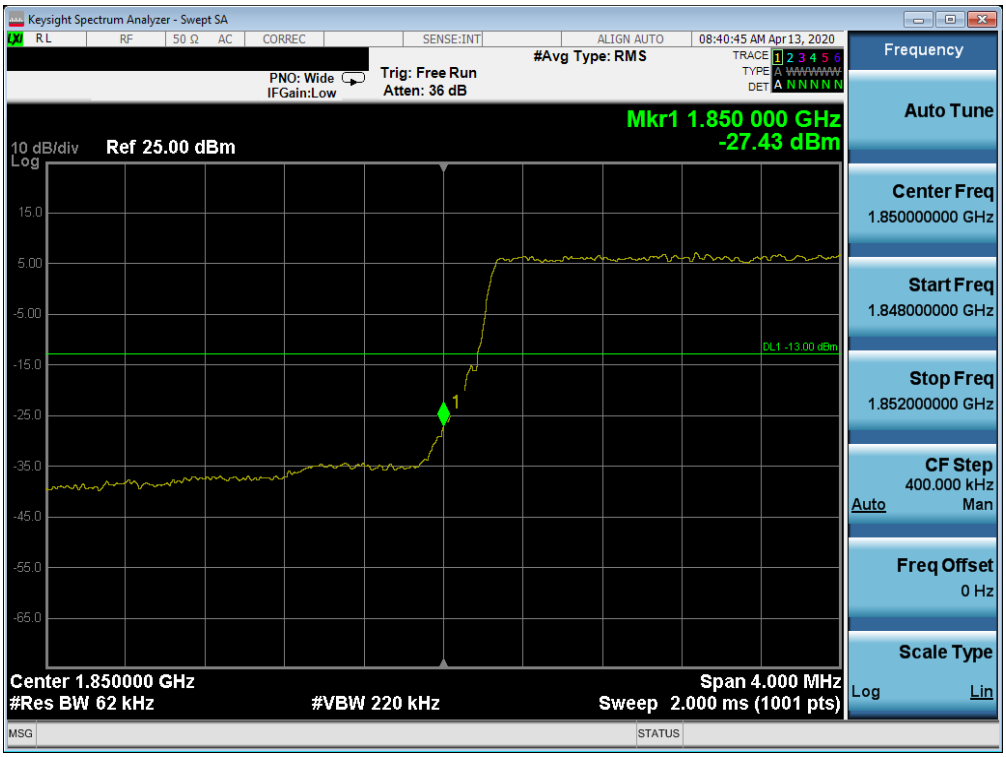

Plot 7-420. Lower Band Edge Plot (Band 25/2 - 5.0MHz QPSK - Full RB Configuration)

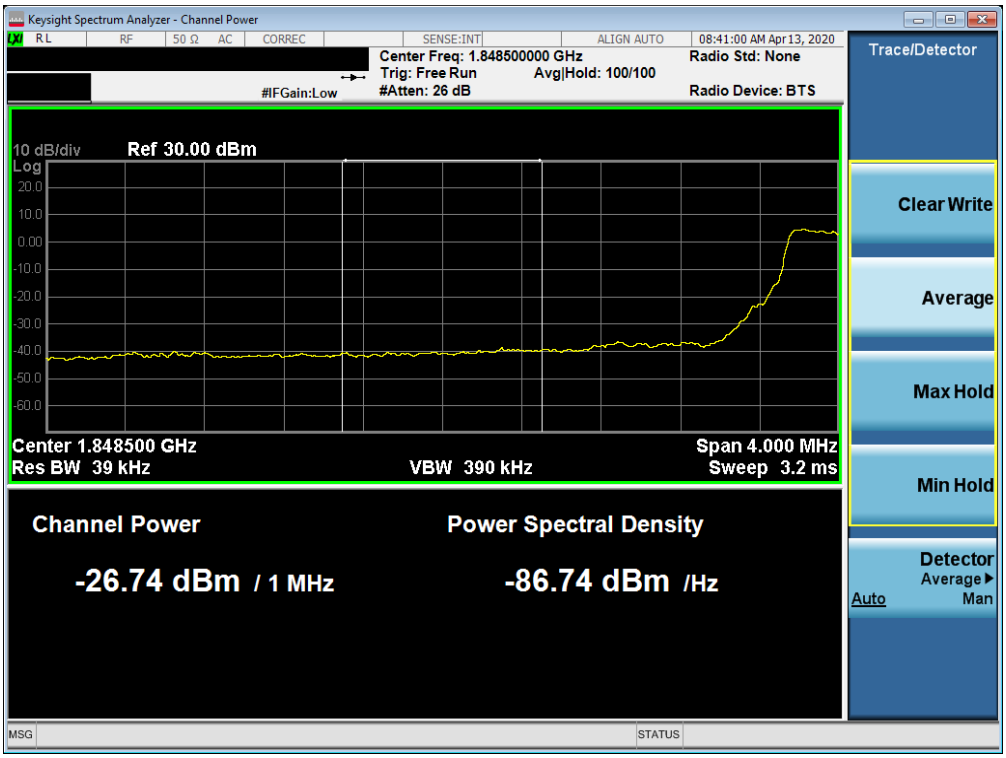

Plot 7-421. Lower Extended Band Edge Plot (Band 25/2 - 5.0MHz QPSK - Full RB Configuration)

© 2020 PCTEST
All rights reserved. Unless otherwise specified, no part of this report may be reproduced or utilized in any part, form or by any means, electronic or mechanical, including photocopying and microfilm, without permission in writing from PCTEST. If you have any questions about this international copyright or have an enquiry about obtaining additional rights to this report or assembly of contents thereof, please contact INFO@PCTEST.COM.

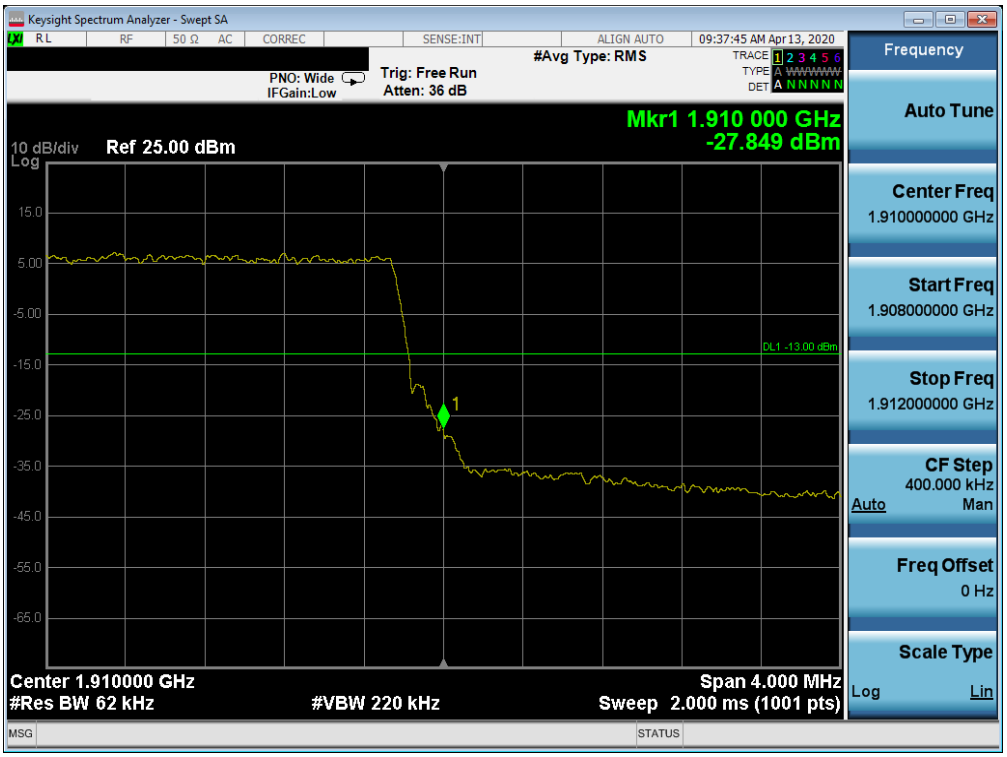

Plot 7-422. Upper Band Edge Plot (Band 2 - 5.0MHz QPSK - Full RB Configuration)

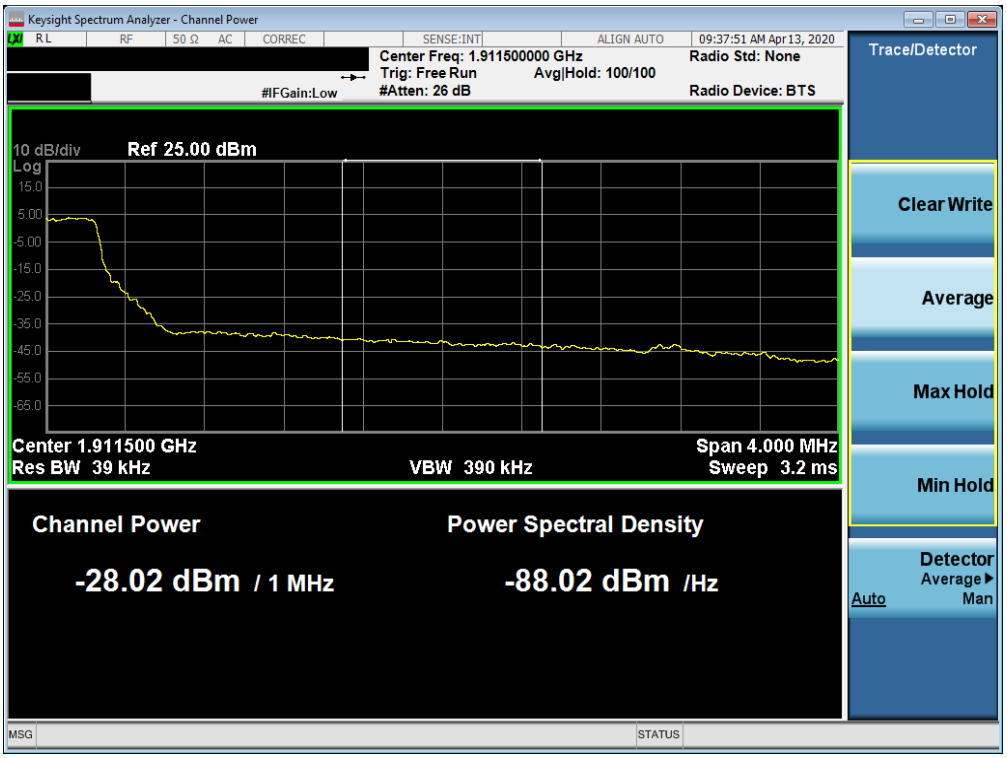

Plot 7-423. Upper Extended Band Edge Plot (Band 2 - 5.0MHz QPSK - Full RB Configuration)

© 2020 PCTEST
All rights reserved. Unless otherwise specified, no part of this report may be reproduced or utilized in any part, form or by any means, electronic or mechanical, including photocopying and microfilm, without permission in writing from PCTEST. If you have any questions about this international copyright or have an enquiry about obtaining additional rights to this report or assembly of contents thereof, please contact INFO@PCTEST.COM.

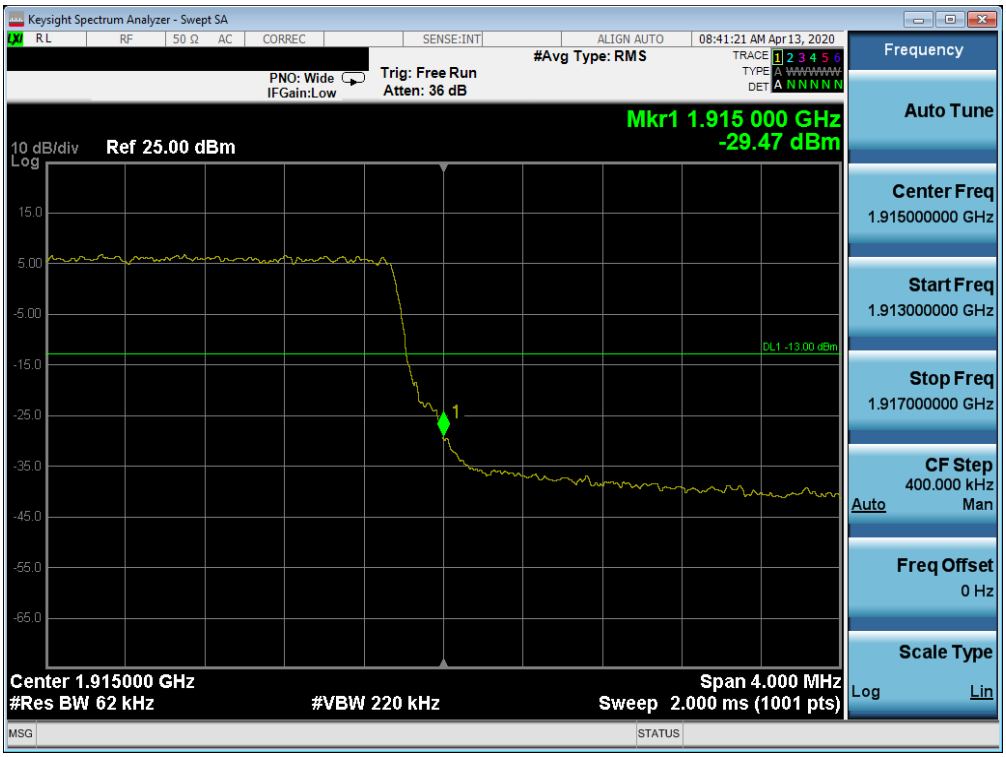

Plot 7-424. Upper Band Edge Plot (Band 25 - 5.0MHz QPSK - Full RB Configuration)

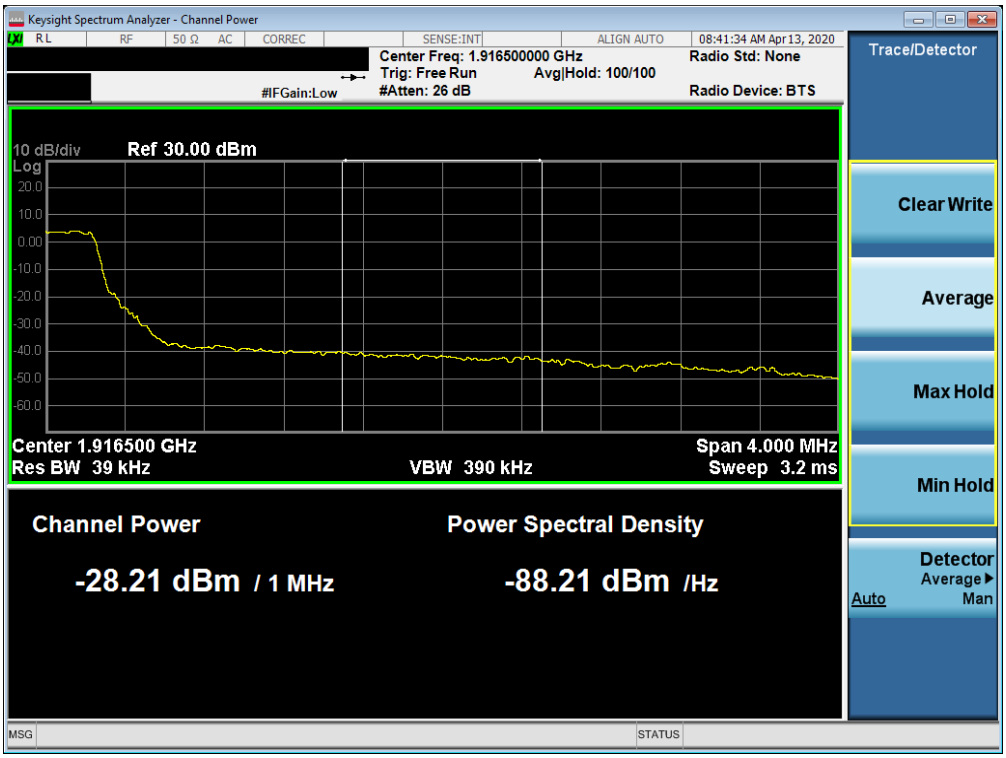

Plot 7-425. Upper Extended Band Edge Plot (Band 25 - 5.0MHz QPSK - Full RB Configuration)

© 2020 PCTEST
All rights reserved. Unless otherwise specified, no part of this report may be reproduced or utilized in any part, form or by any means, electronic or mechanical, including photocopying and microfilm, without permission in writing from PCTEST. If you have any questions about this international copyright or have an enquiry about obtaining additional rights to this report or assembly of contents thereof, please contact INFO@PCTEST.COM.

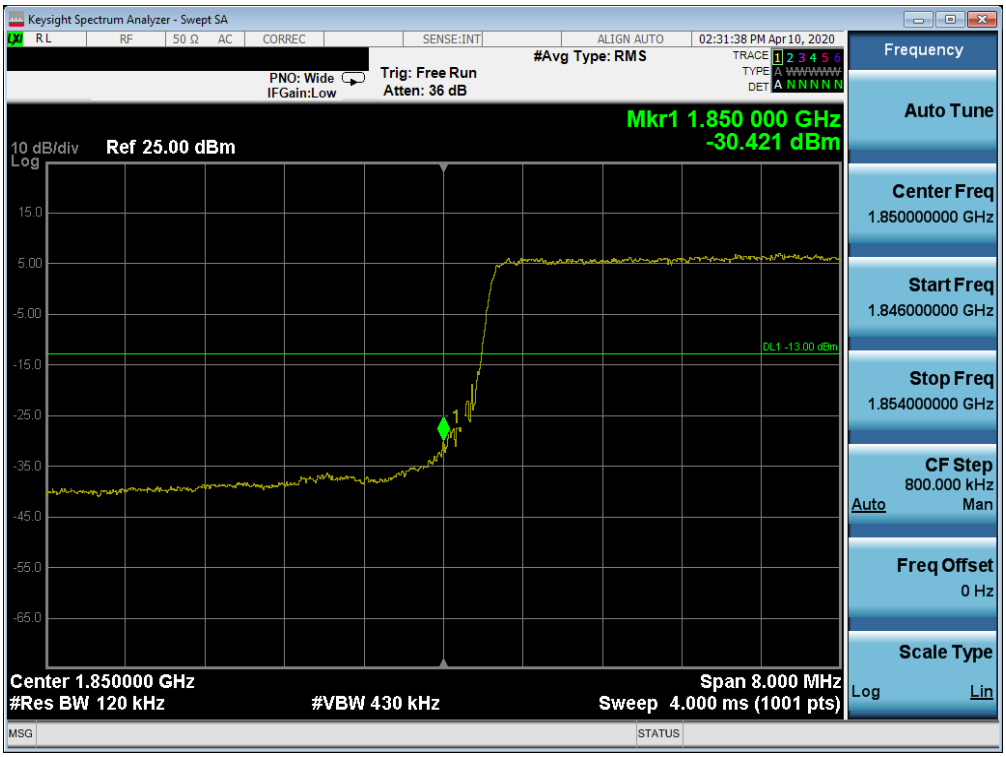

Plot 7-426. Lower Band Edge Plot (Band 25/2 - 10.0MHz QPSK - Full RB Configuration)

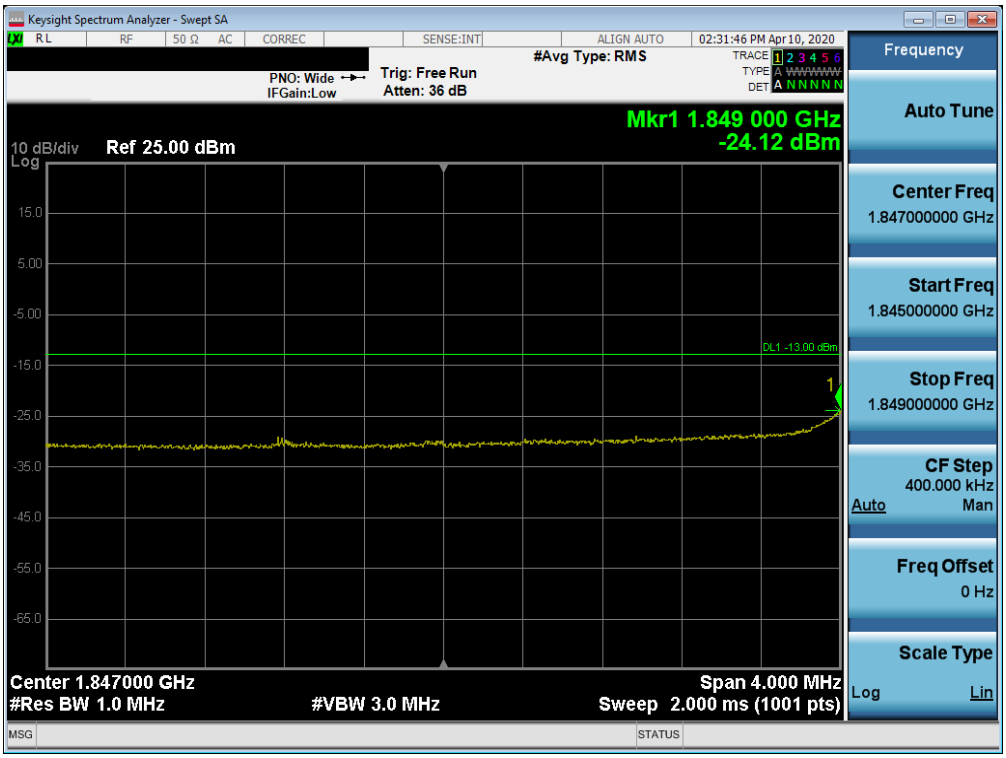

Plot 7-427. Lower Extended Band Edge Plot (Band 25/2 - 10.0MHz QPSK - Full RB Configuration)

© 2020 PCTEST V 9.0 02/01/2019
All rights reserved. Unless otherwise specified, no part of this report may be reproduced or utilized in any part, form or by any means, electronic or mechanical, including photocopying and microfilm, without permission in writing from PCTEST. If you have any questions about this international copyright or have an enquiry about obtaining additional rights to this report or assembly of contents thereof, please contact INFO@PCTEST.COM.

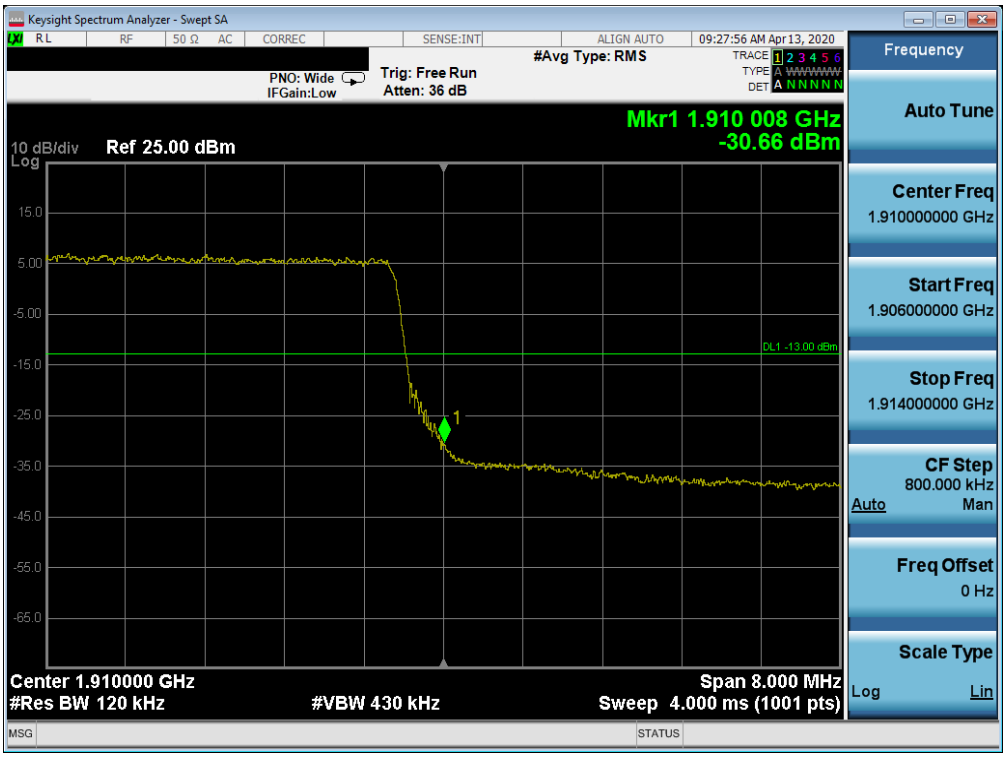

Plot 7-428. Upper Band Edge Plot (Band 2 - 10.0MHz QPSK - Full RB Configuration)

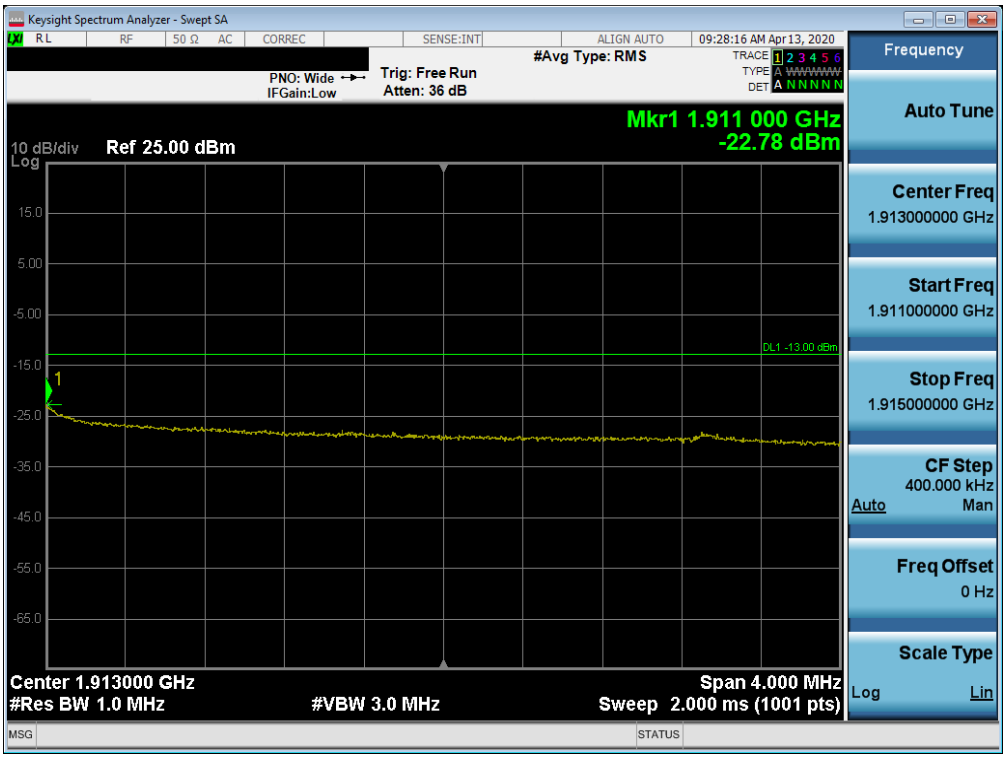

Plot 7-429. Upper Extended Band Edge Plot (Band 2 - 10.0MHz QPSK - Full RB Configuration)

© 2020 PCTEST
All rights reserved. Unless otherwise specified, no part of this report may be reproduced or utilized in any part, form or by any means, electronic or mechanical, including photocopying and microfilm, without permission in writing from PCTEST. If you have any questions about this international copyright or have an enquiry about obtaining additional rights to this report or assembly of contents thereof, please contact INFO@PCTEST.COM.

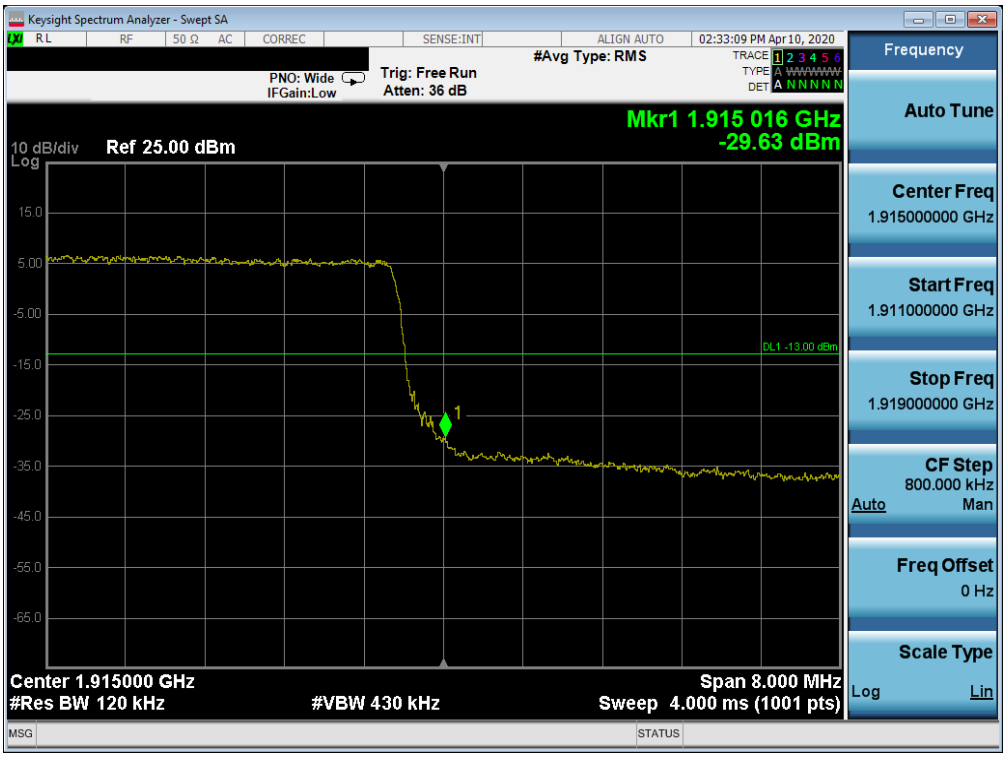

Plot 7-430. Upper Band Edge Plot (Band 25 - 10.0MHz QPSK - Full RB Configuration)

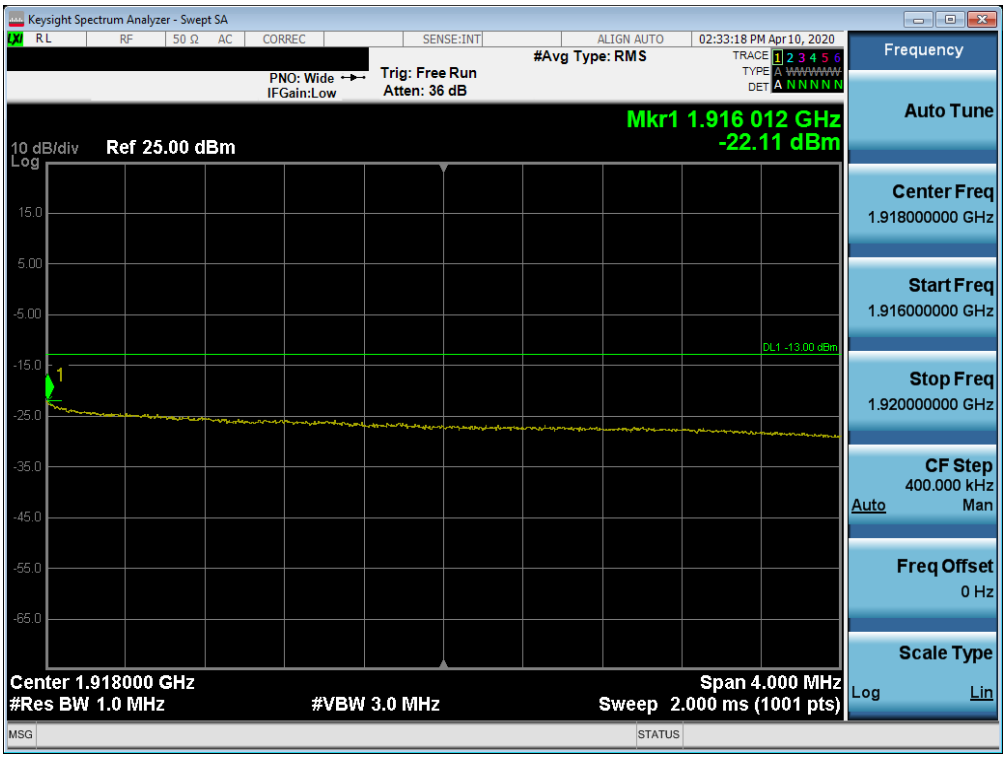

Plot 7-431. Upper Extended Band Edge Plot (Band 25 - 10.0MHz QPSK - Full RB Configuration)

© 2020 PCTEST
All rights reserved. Unless otherwise specified, no part of this report may be reproduced or utilized in any part, form or by any means, electronic or mechanical, including photocopying and microfilm, without permission in writing from PCTEST. If you have any questions about this international copyright or have an enquiry about obtaining additional rights to this report or assembly of contents thereof, please contact INFO@PCTEST.COM.

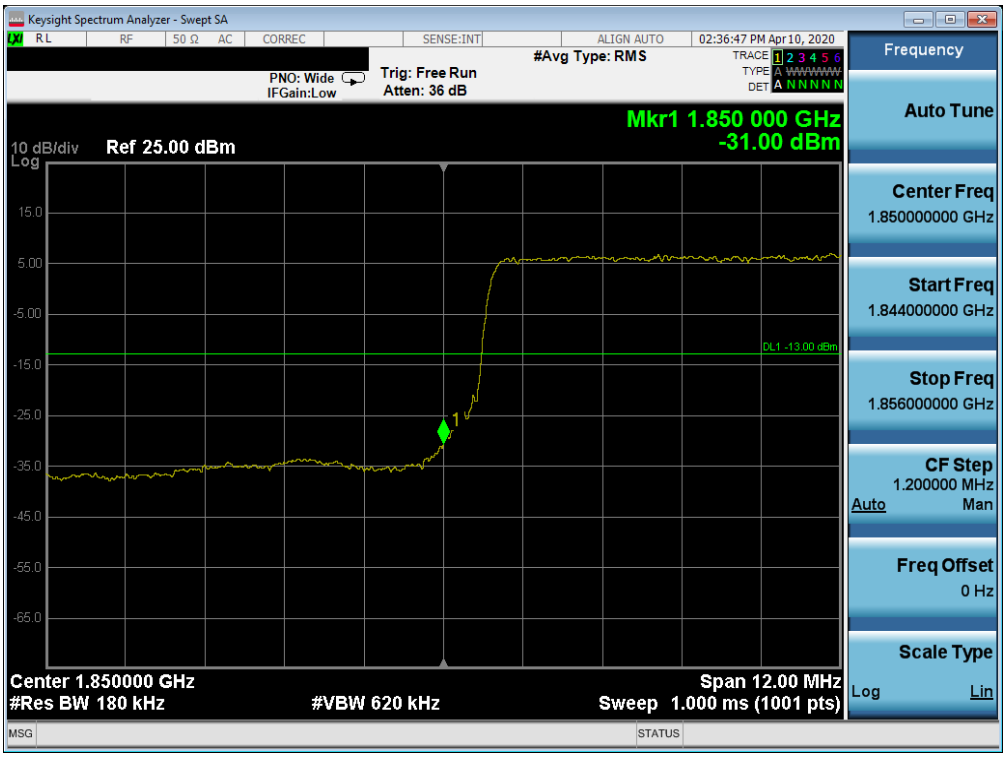

Plot 7-432. Lower Band Edge Plot (Band 25/2 - 15.0MHz QPSK - Full RB Configuration)

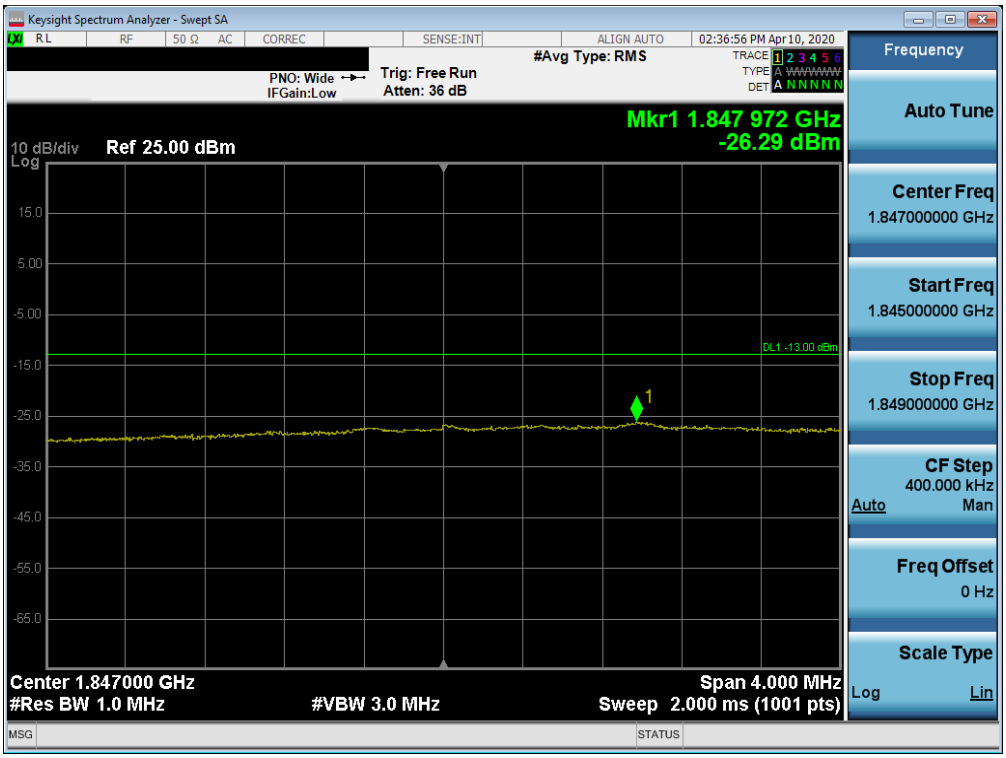

Plot 7-433. Lower Extended Band Edge Plot (Band 25/2 - 15.0MHz QPSK - Full RB Configuration)

© 2020 PCTEST V 9.0 02/01/2019
All rights reserved. Unless otherwise specified, no part of this report may be reproduced or utilized in any part, form or by any means, electronic or mechanical, including photocopying and microfilm, without permission in writing from PCTEST. If you have any questions about this international copyright or have an enquiry about obtaining additional rights to this report or assembly of contents thereof, please contact INFO@PCTEST.COM.

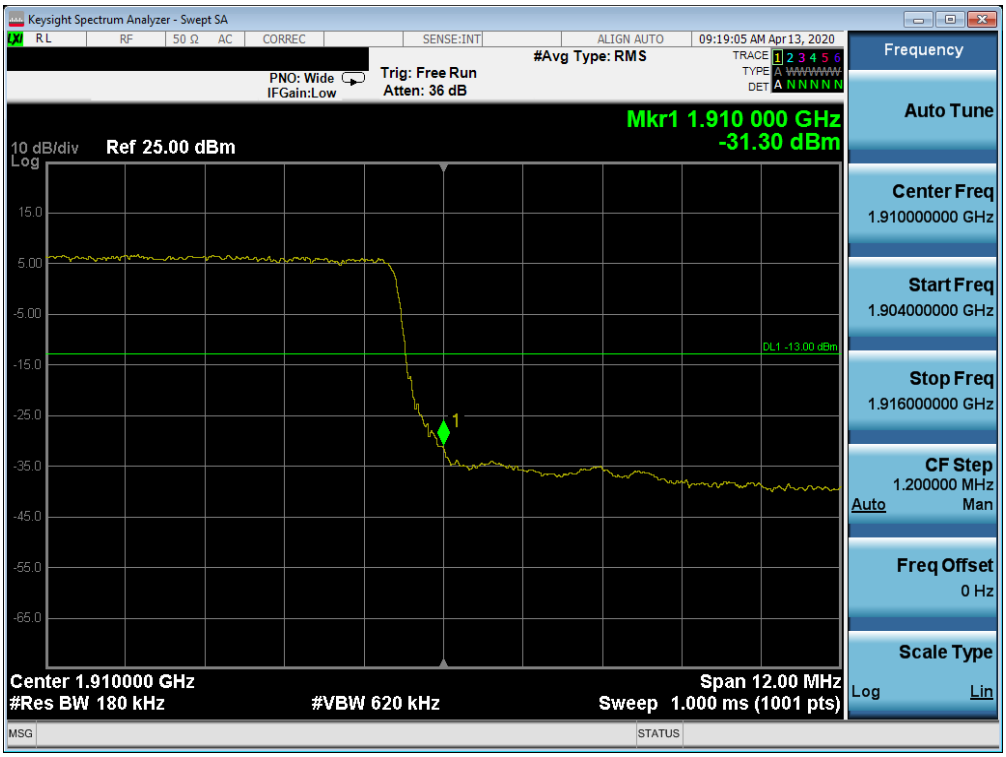

Plot 7-434. Upper Band Edge Plot (Band 2 - 15.0MHz QPSK - Full RB Configuration)

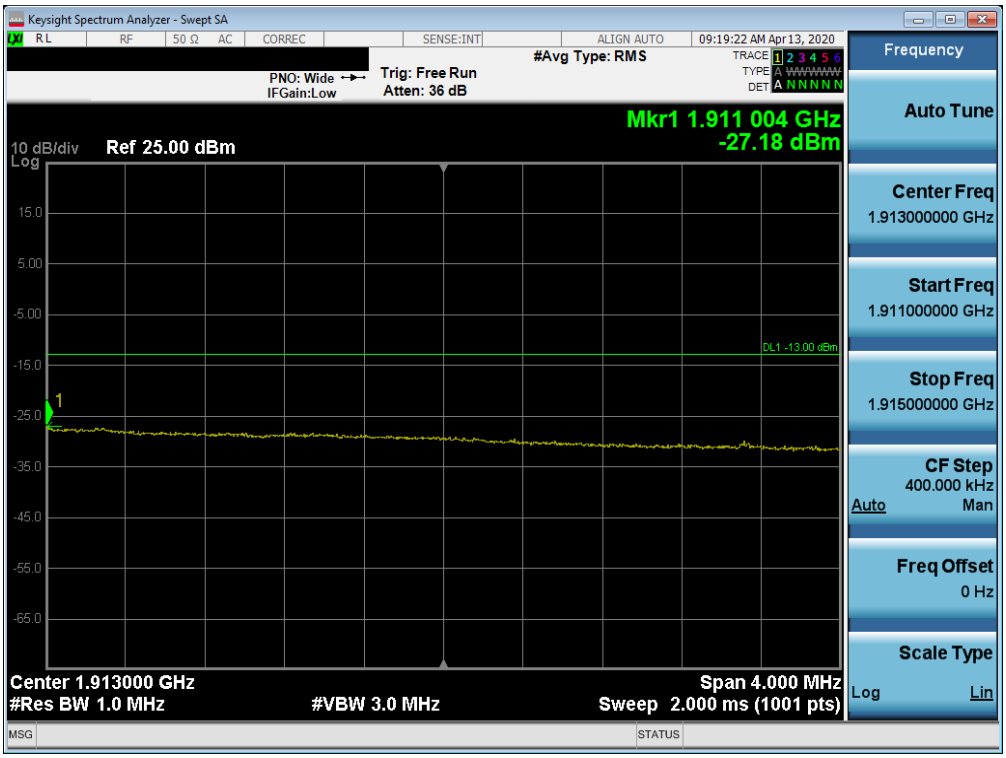

Plot 7-435. Upper Extended Band Edge Plot (Band 2 - 15.0MHz QPSK - Full RB Configuration)

© 2020 PCTEST
All rights reserved. Unless otherwise specified, no part of this report may be reproduced or utilized in any part, form or by any means, electronic or mechanical, including photocopying and microfilm, without permission in writing from PCTEST. If you have any questions about this international copyright or have an enquiry about obtaining additional rights to this report or assembly of contents thereof, please contact INFO@PCTEST.COM.

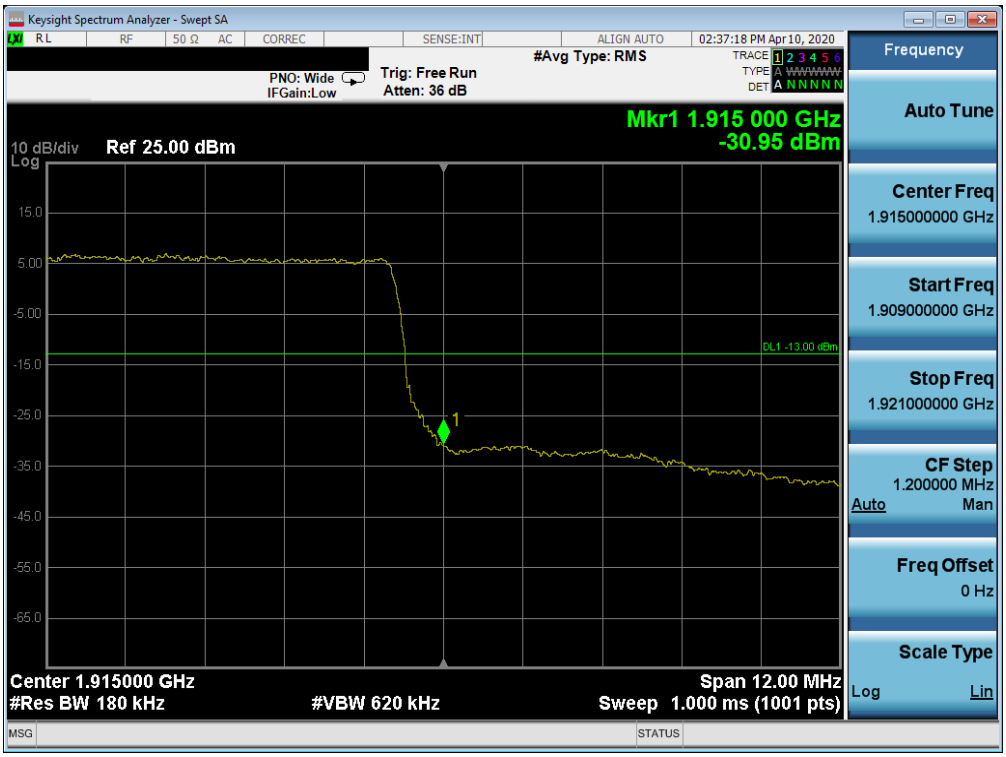

Plot 7-436. Upper Band Edge Plot (Band 25 - 15.0MHz QPSK - Full RB Configuration)

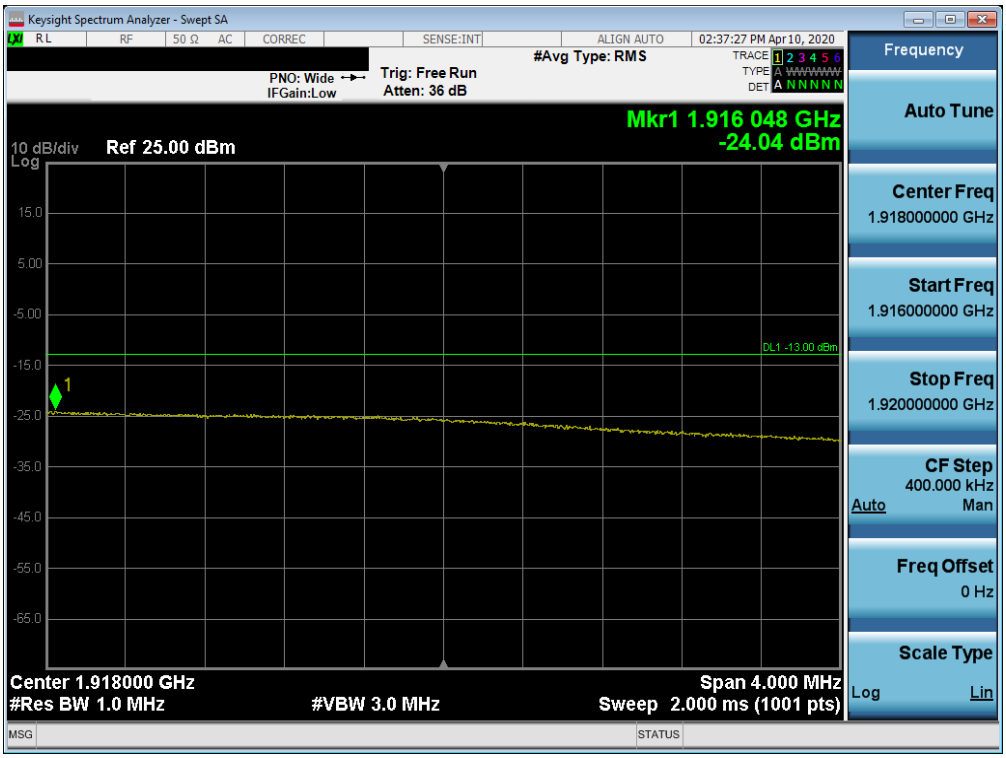

Plot 7-437. Upper Extended Band Edge Plot (Band 25 - 15.0MHz QPSK - Full RB Configuration)

© 2020 PCTEST
All rights reserved. Unless otherwise specified, no part of this report may be reproduced or utilized in any part, form or by any means, electronic or mechanical, including photocopying and microfilm, without permission in writing from PCTEST. If you have any questions about this international copyright or have an enquiry about obtaining additional rights to this report or assembly of contents thereof, please contact INFO@PCTEST.COM.

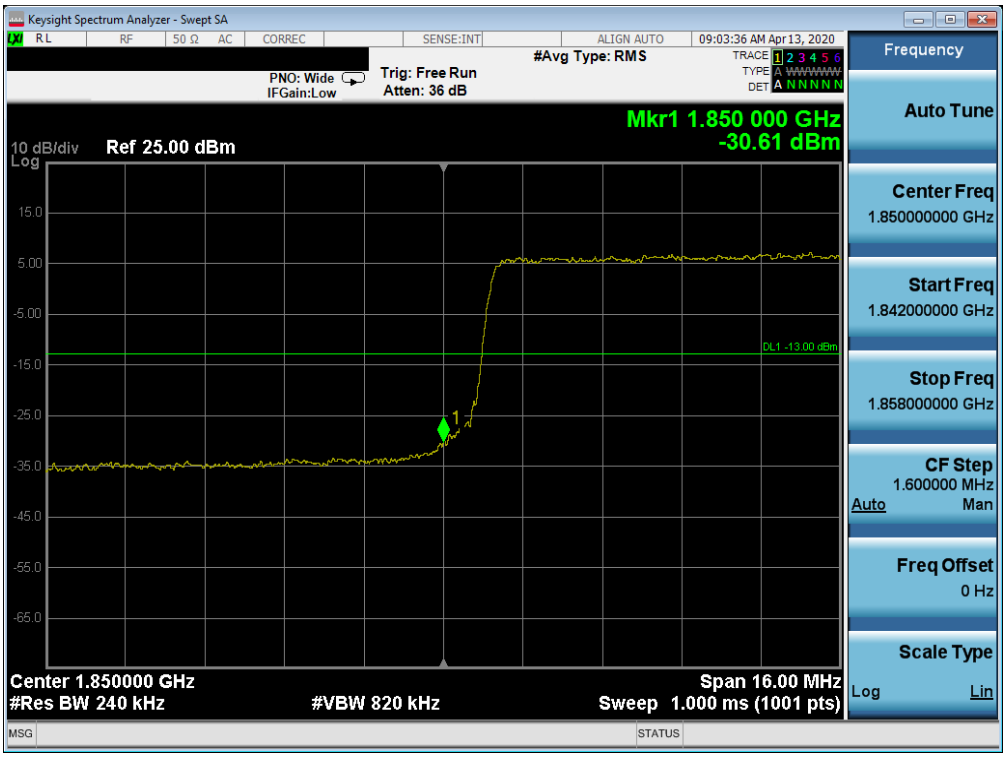

Plot 7-438. Lower Band Edge Plot (Band 25/2 - 20.0MHz QPSK - Full RB Configuration)

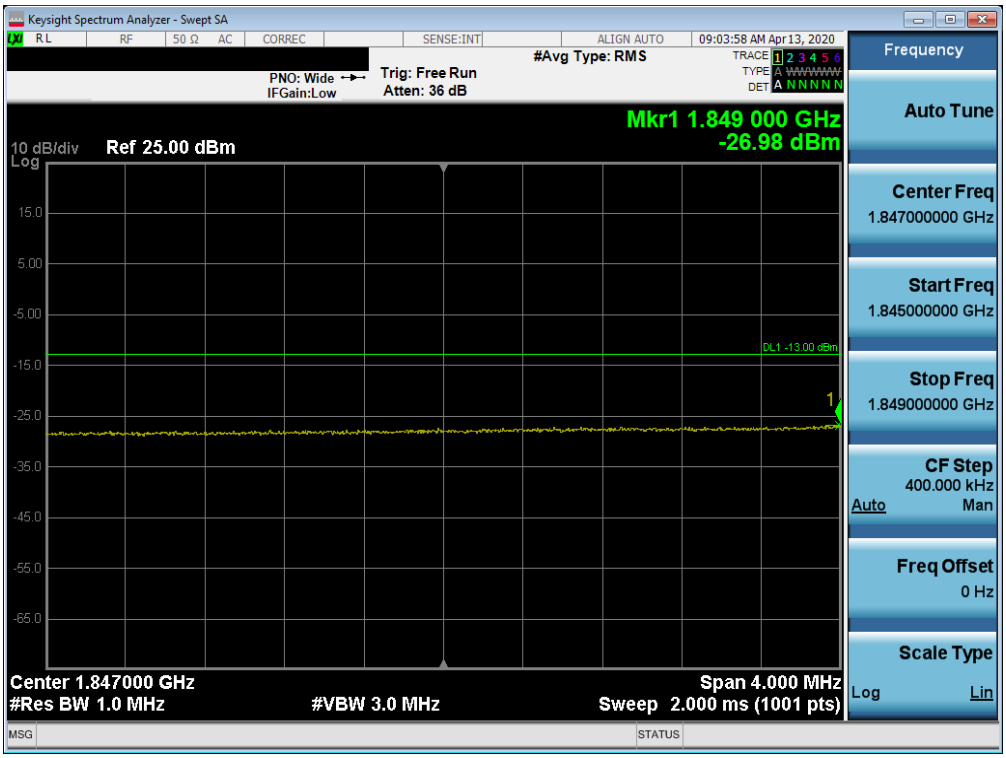

Plot 7-439. Lower Extended Band Edge Plot (Band 25/2 - 20.0MHz QPSK - Full RB Configuration)

© 2020 PCTEST
All rights reserved. Unless otherwise specified, no part of this report may be reproduced or utilized in any part, form or by any means, electronic or mechanical, including photocopying and microfilm, without permission in writing from PCTEST. If you have any questions about this international copyright or have an enquiry about obtaining additional rights to this report or assembly of contents thereof, please contact INFO@PCTEST.COM.

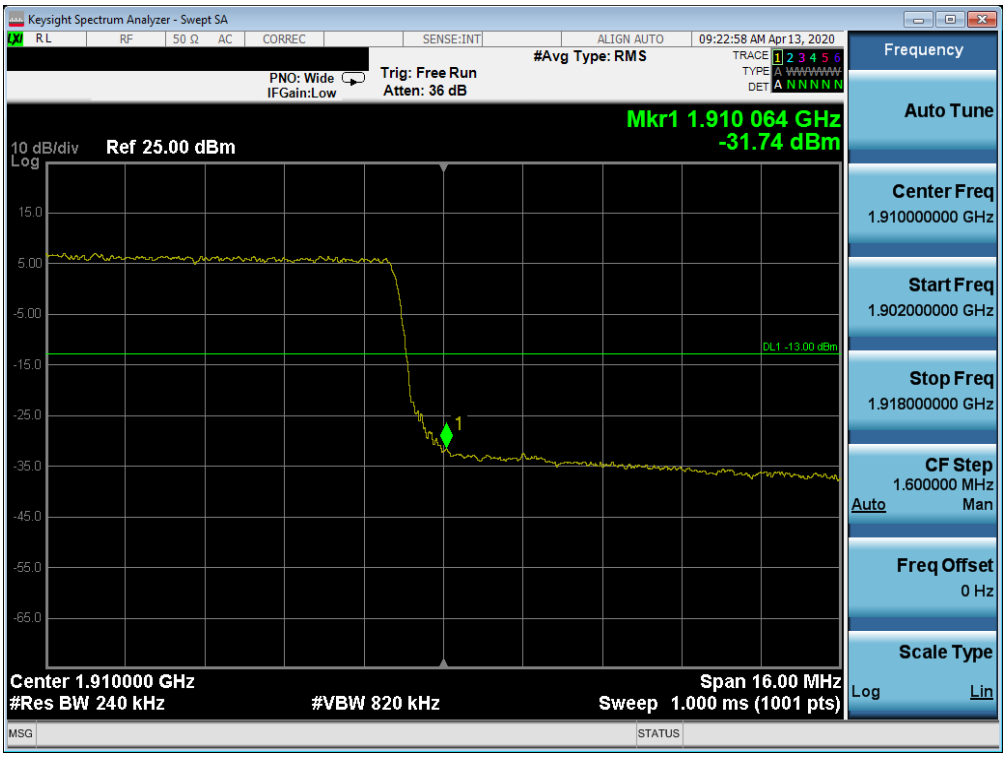

Plot 7-440. Upper Band Edge Plot (Band 2 - 20.0MHz QPSK - Full RB Configuration)

Plot 7-441. Upper Extended Band Edge Plot (Band 2 - 20.0MHz QPSK - Full RB Configuration)

© 2020 PCTEST V 9.0 02/01/2019

All rights reserved. Unless otherwise specified, no part of this report may be reproduced or utilized in any part, form or by any means, electronic or mechanical, including photocopying and microfilm, without permission in writing from PCTEST. If you have any questions about this international copyright or have an enquiry about obtaining additional rights to this report or assembly of contents thereof, please contact INFO@PCTEST.COM.

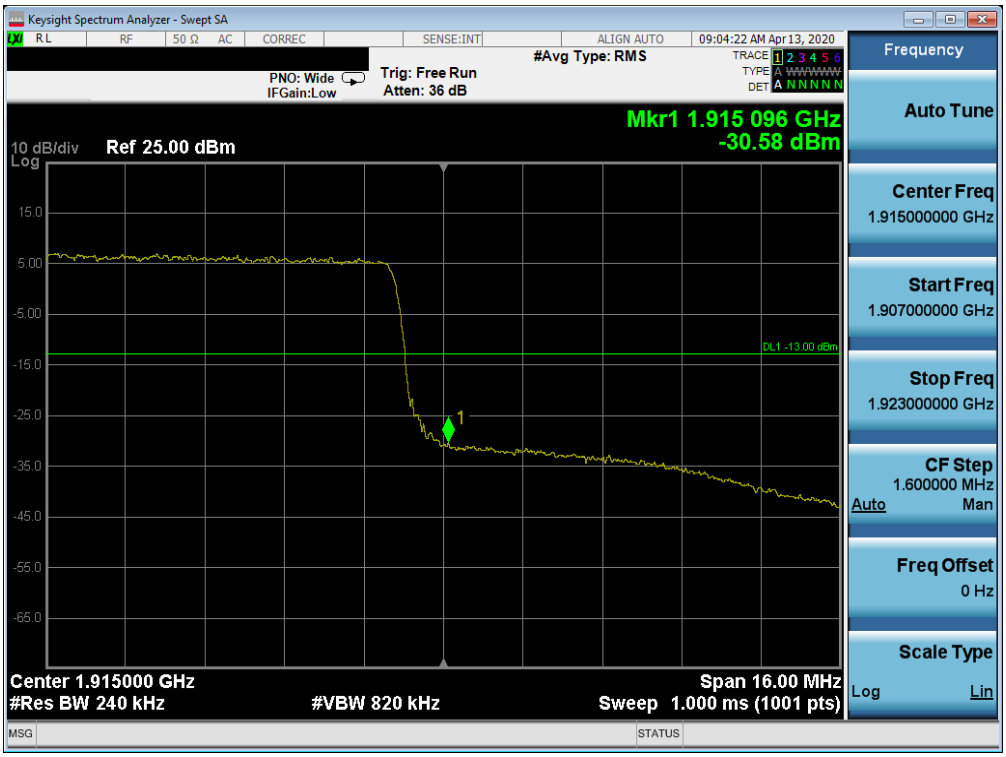

Plot 7-442. Upper Band Edge Plot (Band 25 - 20.0MHz QPSK - Full RB Configuration)

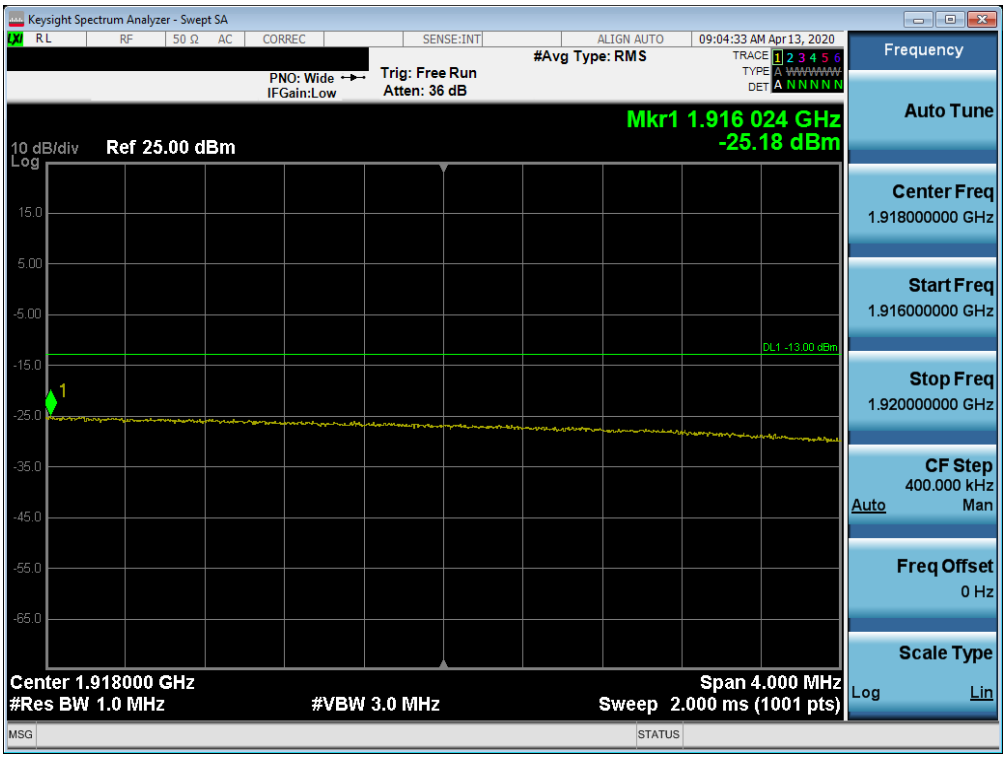

Plot 7-443. Upper Extended Band Edge Plot (Band 25 - 20.0MHz QPSK - Full RB Configuration)

© 2020 PCTEST V 9.0 02/01/2019
All rights reserved. Unless otherwise specified, no part of this report may be reproduced or utilized in any part, form or by any means, electronic or mechanical, including photocopying and microfilm, without permission in writing from PCTEST. If you have any questions about this international copyright or have an enquiry about obtaining additional rights to this report or assembly of contents thereof, please contact INFO@PCTEST.COM.

Band 30

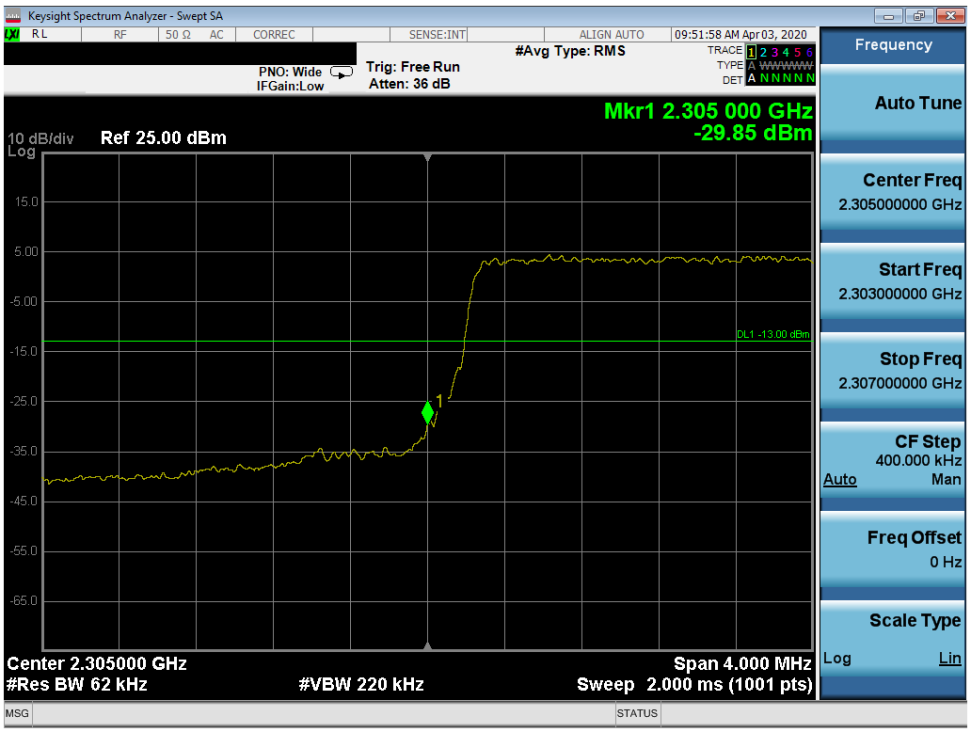

Plot 7-444. Lower Band Edge Plot (Band 30 - 5.0MHz QPSK - Full RB Configuration)

Plot 7-445. Lower Extended Band Edge Plot (Band 30 - 5.0MHz QPSK - Full RB Configuration)

© 2020 PCTEST
All rights reserved. Unless otherwise specified, no part of this report may be reproduced or utilized in any part, form or by any means, electronic or mechanical, including photocopying and microfilm, without permission in writing from PCTEST. If you have any questions about this international copyright or have an enquiry about obtaining additional rights to this report or assembly of contents thereof, please contact INFO@PCTEST.COM.

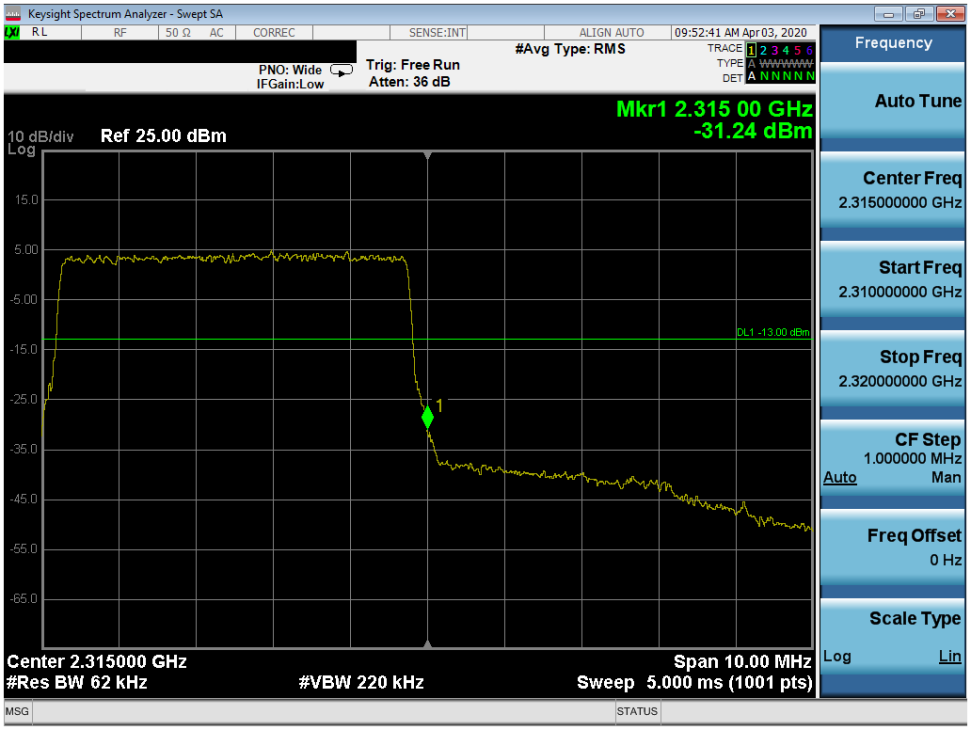

Plot 7-446. Upper Band Edge Plot (Band 30 - 5.0MHz QPSK - Full RB Configuration)

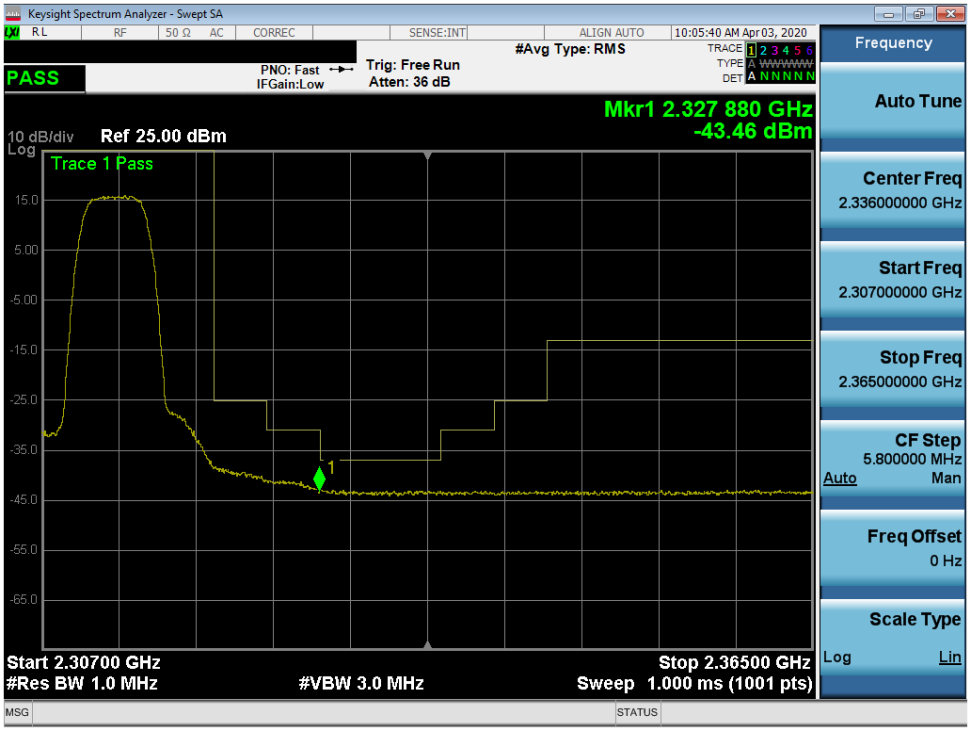

Plot 7-447. Upper Extended Band Edge Plot (Band 30 - 5.0MHz QPSK - Full RB Configuration)

© 2020 PCTEST
All rights reserved. Unless otherwise specified, no part of this report may be reproduced or utilized in any part, form or by any means, electronic or mechanical, including photocopying and microfilm, without permission in writing from PCTEST. If you have any questions about this international copyright or have an enquiry about obtaining additional rights to this report or assembly of contents thereof, please contact INFO@PCTEST.COM.

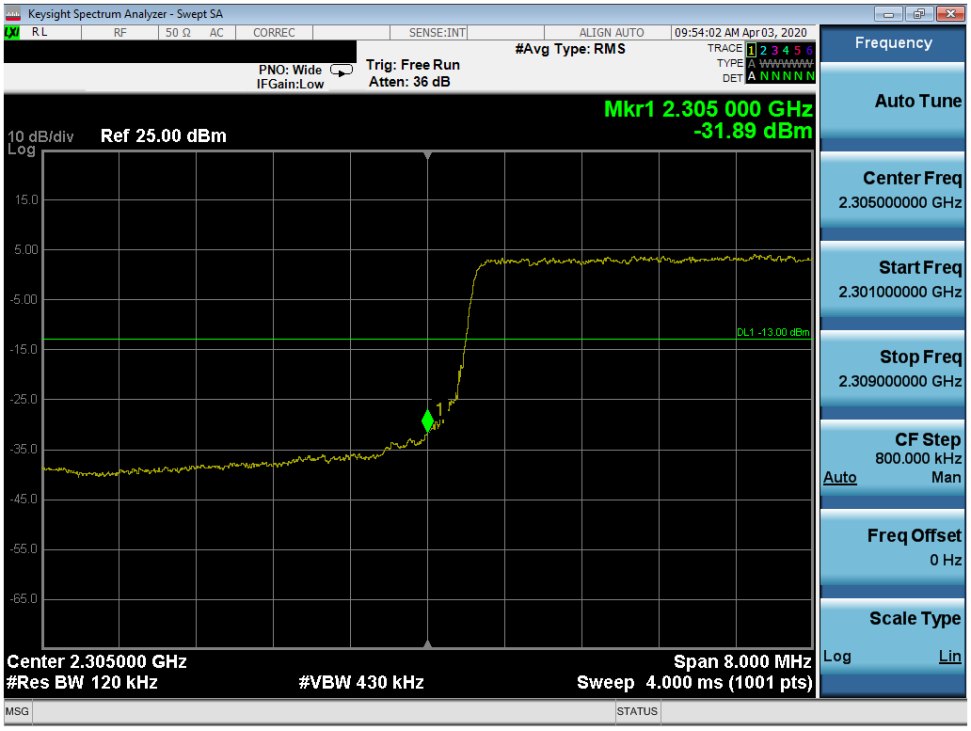

Plot 7-448. Lower Band Edge Plot (Band 30 - 10.0MHz QPSK - Full RB Configuration)

Plot 7-449. Lower Extended Band Edge Plot (Band 30 - 10.0MHz QPSK - Full RB Configuration)

© 2020 PCTEST
All rights reserved. Unless otherwise specified, no part of this report may be reproduced or utilized in any part, form or by any means, electronic or mechanical, including photocopying and microfilm, without permission in writing from PCTEST. If you have any questions about this international copyright or have an enquiry about obtaining additional rights to this report or assembly of contents thereof, please contact INFO@PCTEST.COM.

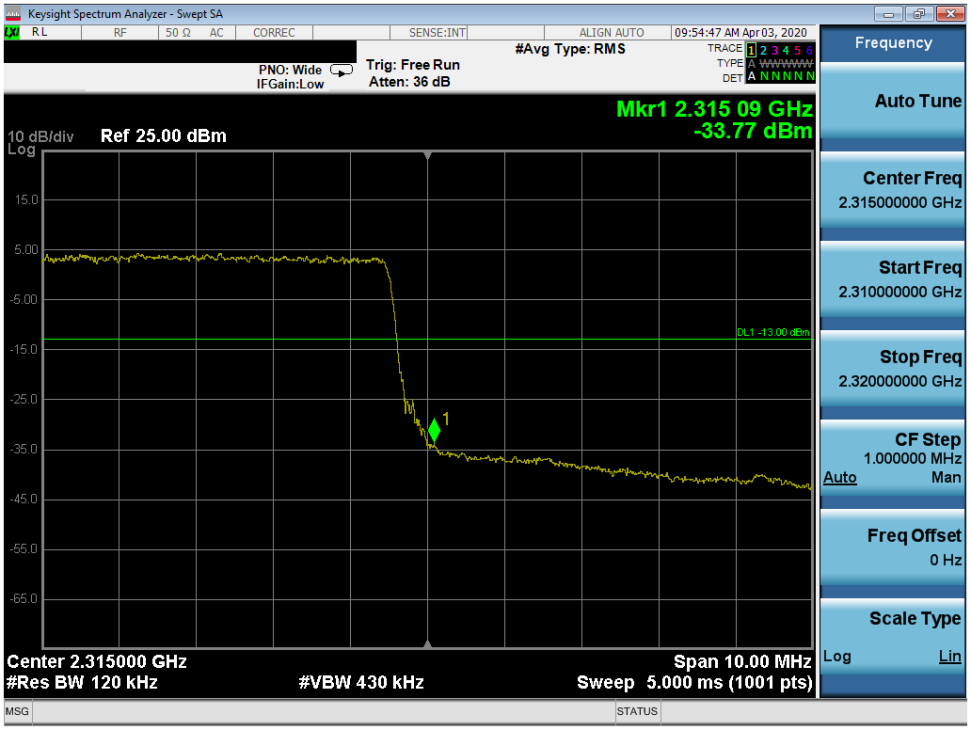

Plot 7-450. Upper Band Edge Plot (Band 30 - 10.0MHz QPSK - Full RB Configuration)

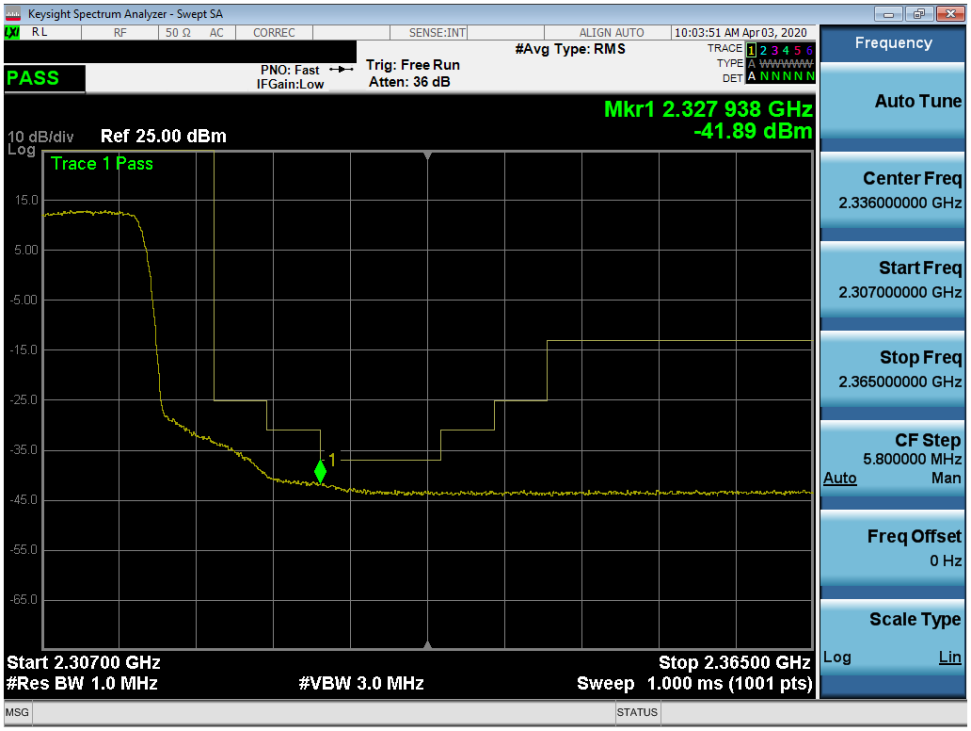

Plot 7-451. Upper Extended Band Edge Plot (Band 30 - 10.0MHz QPSK - Full RB Configuration)

© 2020 PCTEST
V 9.0 02/01/2019
All rights reserved. Unless otherwise specified, no part of this report may be reproduced or utilized in any part, form or by any means, electronic or mechanical, including photocopying and microfilm, without permission in writing from PCTEST. If you have any questions about this international copyright or have an enquiry about obtaining additional rights to this report or assembly of contents thereof, please contact INFO@PCTEST.COM.

Band 7

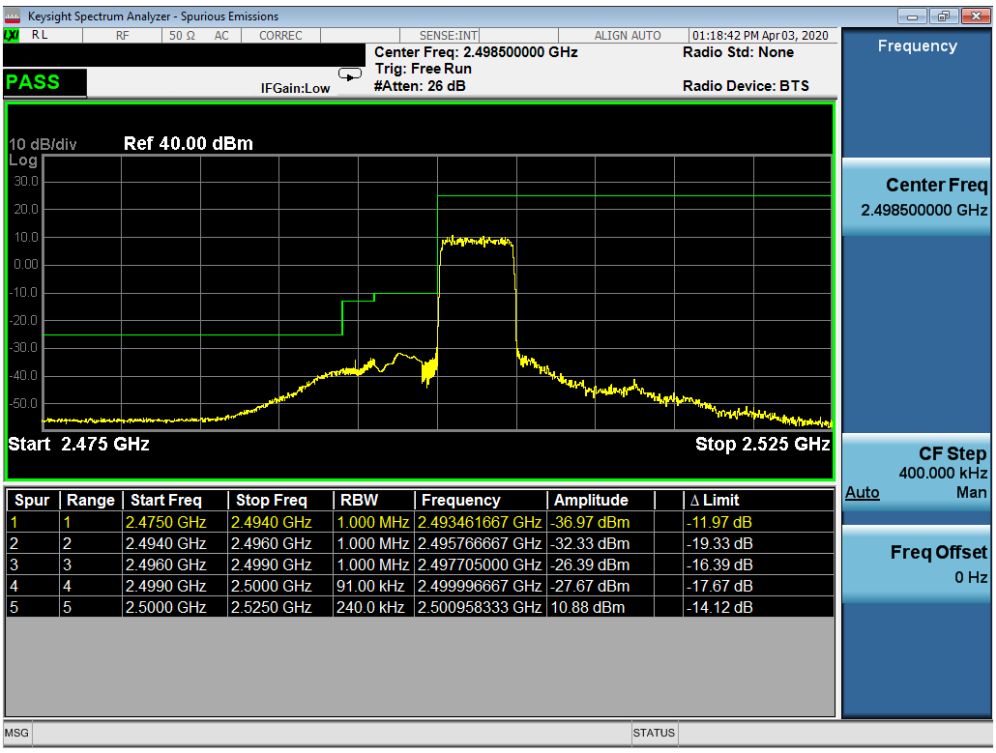

Spur	Range	Start Freq	Stop Freq	RBW	Frequency	Amplitude	Δ Limit
1	1	2.4750 GHz	2.4940 GHz	1.000 MHz	2.493461667 GHz	-36.97 dBm	-11.97 dB
2	2	2.4940 GHz	2.4960 GHz	1.000 MHz	2.495766667 GHz	-32.33 dBm	-19.33 dB
3	3	2.4960 GHz	2.4990 GHz	1.000 MHz	2.497705000 GHz	-26.39 dBm	-16.39 dB
4	4	2.4990 GHz	2.5000 GHz	91.00 kHz	2.499996667 GHz	-27.67 dBm	-17.67 dB
5	5	2.5000 GHz	2.5250 GHz	240.0 kHz	2.500958333 GHz	10.88 dBm	-14.12 dB

Plot 7-452. Lower ACP Plot (Band 7 - 5MHz QPSK - Full RB Configuration)

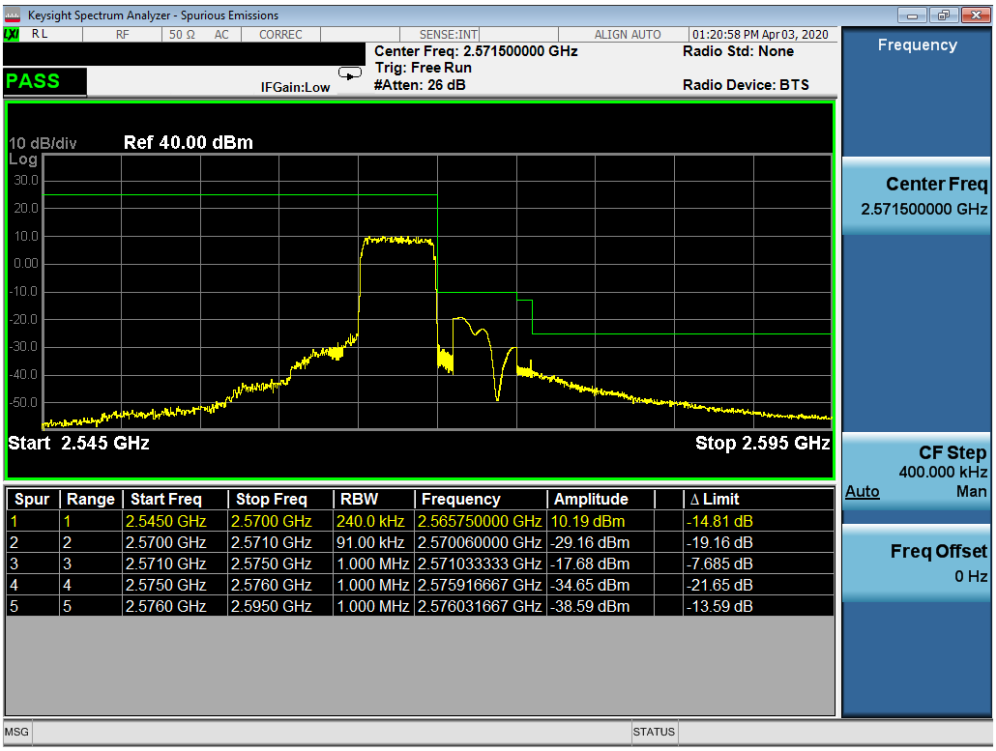

Spur	Range	Start Freq	Stop Freq	RBW	Frequency	Amplitude	Δ Limit
1	1	2.5450 GHz	2.5700 GHz	240.0 kHz	2.565750000 GHz	10.19 dBm	-14.81 dB
2	2	2.5700 GHz	2.5710 GHz	91.00 kHz	2.570060000 GHz	-29.16 dBm	-19.16 dB
3	3	2.5710 GHz	2.5750 GHz	1.000 MHz	2.571033333 GHz	-17.68 dBm	-7.685 dB
4	4	2.5750 GHz	2.5760 GHz	1.000 MHz	2.575916667 GHz	-34.65 dBm	-21.65 dB
5	5	2.5760 GHz	2.5950 GHz	1.000 MHz	2.576031667 GHz	-38.59 dBm	-13.59 dB

Plot 7-453. Upper ACP Plot (Band 7 - 5MHz QPSK - Full RB Configuration)

© 2020 PCTEST
V 9.0 02/01/2019
All rights reserved. Unless otherwise specified, no part of this report may be reproduced or utilized in any part, form or by any means, electronic or mechanical, including photocopying and microfilm, without permission in writing from PCTEST. If you have any questions about this international copyright or have an enquiry about obtaining additional rights to this report or assembly of contents thereof, please contact INFO@PCTEST.COM.

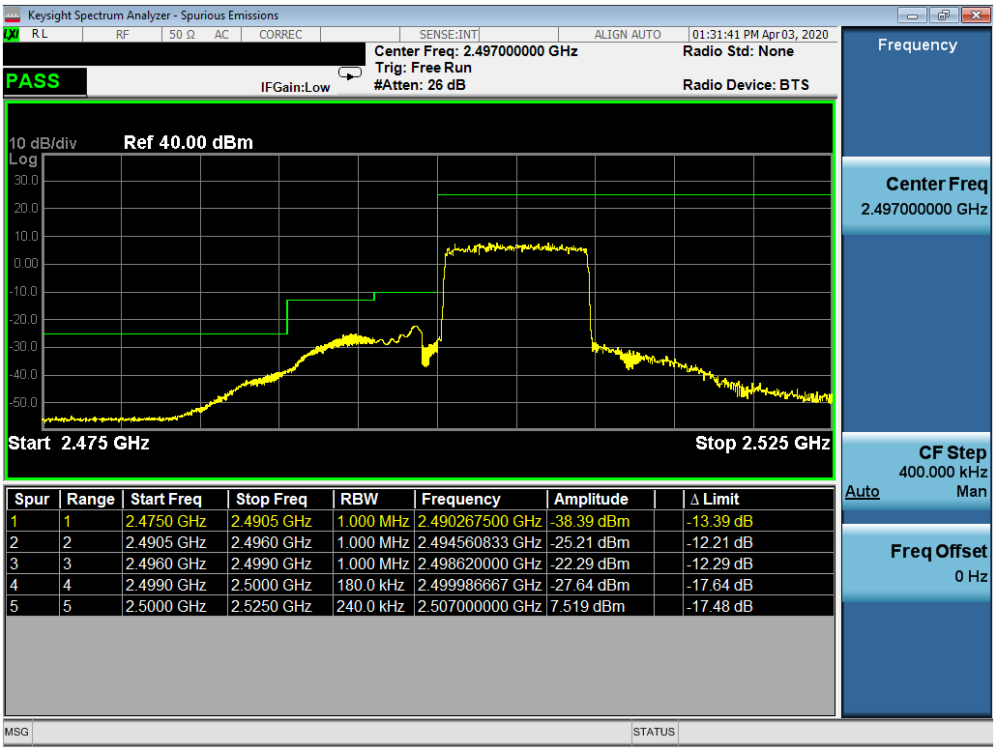

Spur	Range	Start Freq	Stop Freq	RBW	Frequency	Amplitude	Δ Limit
1	1	2.4750 GHz	2.4905 GHz	1.000 MHz	2.490267500 GHz	-38.39 dBm	-13.39 dB
2	2	2.4905 GHz	2.4960 GHz	1.000 MHz	2.494560833 GHz	-25.21 dBm	-12.21 dB
3	3	2.4960 GHz	2.4990 GHz	1.000 MHz	2.498620000 GHz	-22.29 dBm	-12.29 dB
4	4	2.4990 GHz	2.5000 GHz	180.0 kHz	2.499986667 GHz	-27.64 dBm	-17.64 dB
5	5	2.5000 GHz	2.5250 GHz	240.0 kHz	2.507000000 GHz	7.519 dBm	-17.48 dB

Plot 7-454. Lower ACP Plot (Band 7 - 10MHz QPSK - Full RB Configuration)

Spur	Range	Start Freq	Stop Freq	RBW	Frequency	Amplitude	Δ Limit
1	1	2.5450 GHz	2.5700 GHz	240.0 kHz	2.566208333 GHz	7.856 dBm	-17.14 dB
2	2	2.5700 GHz	2.5710 GHz	180.0 kHz	2.570013333 GHz	-27.14 dBm	-17.14 dB
3	3	2.5710 GHz	2.5750 GHz	1.000 MHz	2.571233333 GHz	-21.11 dBm	-11.11 dB
4	4	2.5750 GHz	2.5790 GHz	1.000 MHz	2.575253587 GHz	-26.54 dBm	-13.54 dB
5	5	2.5790 GHz	2.5950 GHz	1.000 MHz	2.581270100 GHz	-37.12 dBm	-12.12 dB

Plot 7-455. Upper ACP Plot (Band 7 - 10MHz QPSK - Full RB Configuration)

© 2020 PCTEST
All rights reserved. Unless otherwise specified, no part of this report may be reproduced or utilized in any part, form or by any means, electronic or mechanical, including photocopying and microfilm, without permission in writing from PCTEST. If you have any questions about this international copyright or have an enquiry about obtaining additional rights to this report or assembly of contents thereof, please contact INFO@PCTEST.COM.

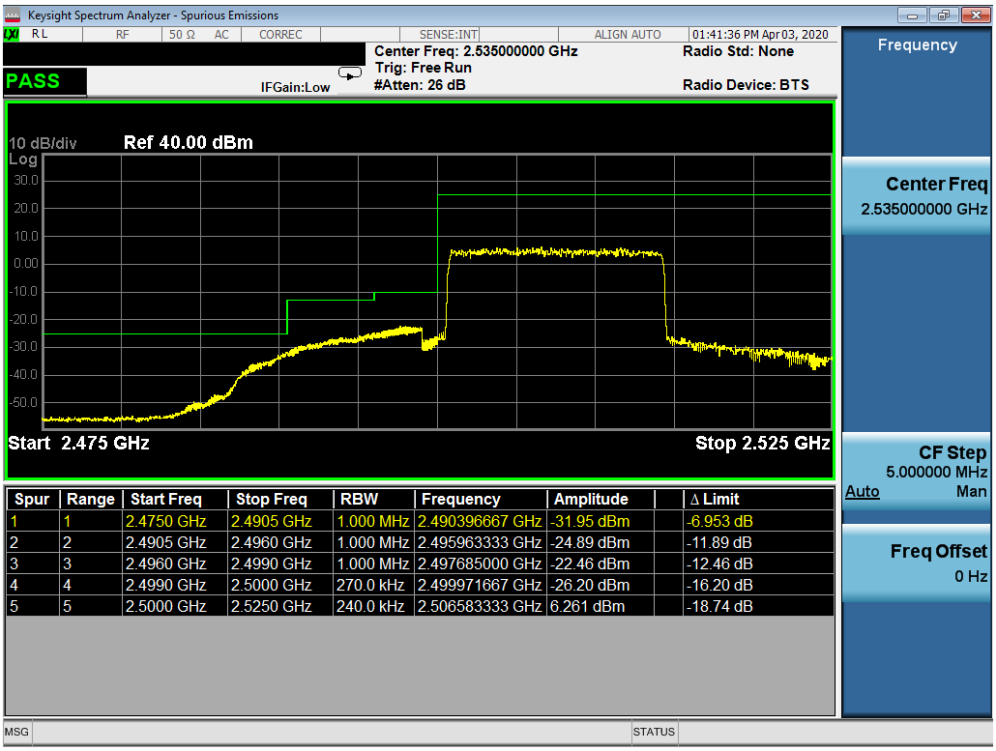

Spur	Range	Start Freq	Stop Freq	RBW	Frequency	Amplitude	Δ Limit
1	1	2.4750 GHz	2.4905 GHz	1.000 MHz	2.490396667 GHz	-31.95 dBm	-6.953 dB
2	2	2.4905 GHz	2.4960 GHz	1.000 MHz	2.495963333 GHz	-24.89 dBm	-11.89 dB
3	3	2.4960 GHz	2.4990 GHz	1.000 MHz	2.497685000 GHz	-22.46 dBm	-12.46 dB
4	4	2.4990 GHz	2.5000 GHz	270.0 kHz	2.499971667 GHz	-26.20 dBm	-16.20 dB
5	5	2.5000 GHz	2.5250 GHz	240.0 kHz	2.506583333 GHz	6.261 dBm	-18.74 dB

Plot 7-456. Lower ACP Plot (Band 7 - 15MHz QPSK - Full RB Configuration)

Spur	Range	Start Freq	Stop Freq	RBW	Frequency	Amplitude	Δ Limit
1	1	2.5450 GHz	2.5700 GHz	240.0 kHz	2.560416667 GHz	6.162 dBm	-18.84 dB
2	2	2.5700 GHz	2.5710 GHz	270.0 kHz	2.570051667 GHz	-28.98 dBm	-18.98 dB
3	3	2.5710 GHz	2.5750 GHz	1.000 MHz	2.571126667 GHz	-25.03 dBm	-15.03 dB
4	4	2.5750 GHz	2.5835 GHz	1.000 MHz	2.576403160 GHz	-29.26 dBm	-16.26 dB
5	5	2.5835 GHz	2.5950 GHz	1.000 MHz	2.583599800 GHz	-36.59 dBm	-11.59 dB

Plot 7-457. Upper ACP Plot (Band 7 - 15MHz QPSK - Full RB Configuration)

© 2020 PCTEST
All rights reserved. Unless otherwise specified, no part of this report may be reproduced or utilized in any part, form or by any means, electronic or mechanical, including photocopying and microfilm, without permission in writing from PCTEST. If you have any questions about this international copyright or have an enquiry about obtaining additional rights to this report or assembly of contents thereof, please contact INFO@PCTEST.COM.

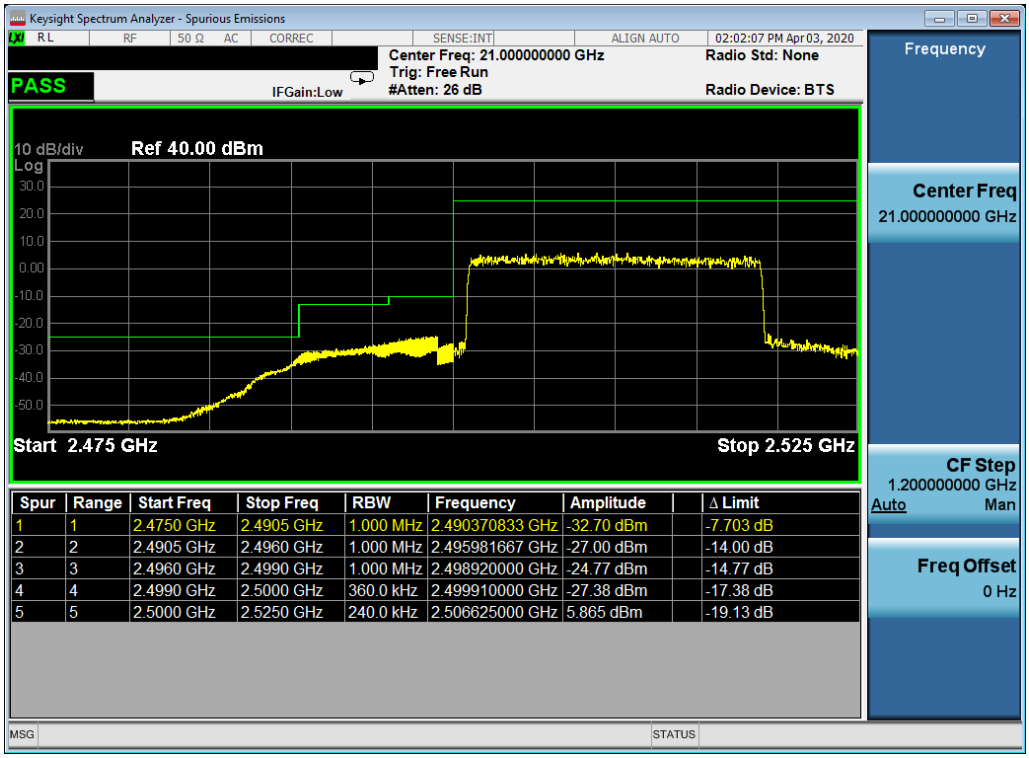

Spur	Range	Start Freq	Stop Freq	RBW	Frequency	Amplitude	Δ Limit
1	1	2.4750 GHz	2.4905 GHz	1.000 MHz	2.490370833 GHz	-32.70 dBm	-7.703 dB
2	2	2.4905 GHz	2.4960 GHz	1.000 MHz	2.495981667 GHz	-27.00 dBm	-14.00 dB
3	3	2.4960 GHz	2.4990 GHz	1.000 MHz	2.498920000 GHz	-24.77 dBm	-14.77 dB
4	4	2.4990 GHz	2.5000 GHz	360.0 kHz	2.499910000 GHz	-27.38 dBm	-17.38 dB
5	5	2.5000 GHz	2.5250 GHz	240.0 kHz	2.506625000 GHz	5.865 dBm	-19.13 dB

Plot 7-458. Lower ACP Plot (Band 7 - 20MHz QPSK - Full RB Configuration)

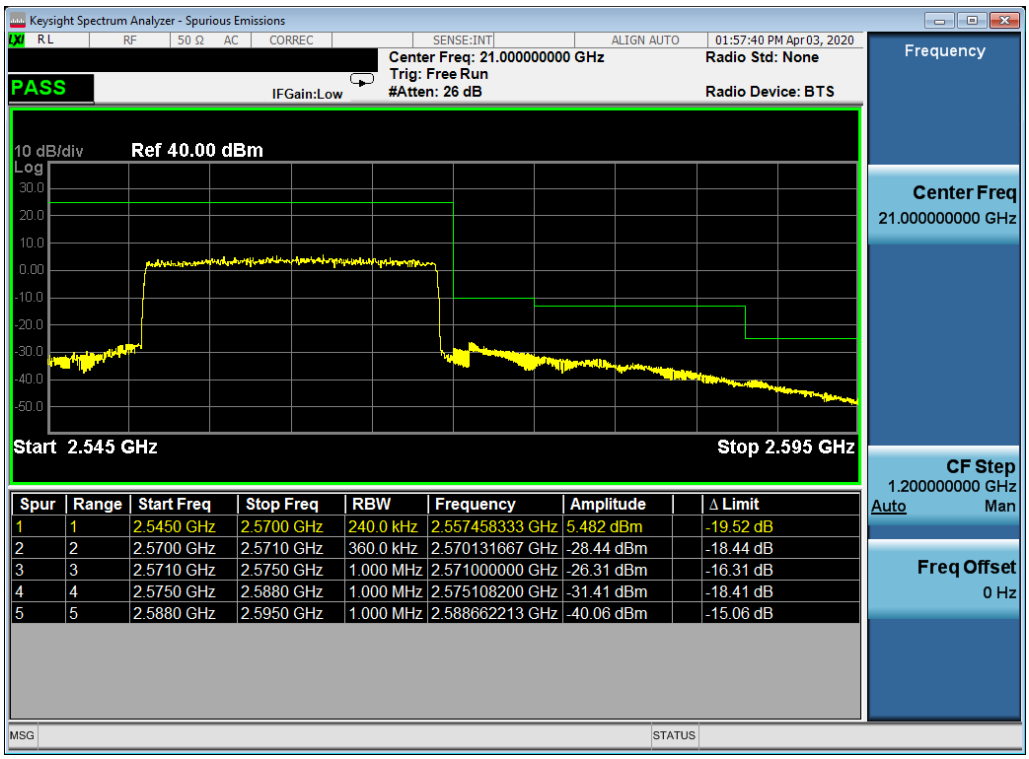

Spur	Range	Start Freq	Stop Freq	RBW	Frequency	Amplitude	Δ Limit
1	1	2.5450 GHz	2.5700 GHz	240.0 kHz	2.557458333 GHz	5.482 dBm	-19.52 dB
2	2	2.5700 GHz	2.5710 GHz	360.0 kHz	2.570131667 GHz	-28.44 dBm	-18.44 dB
3	3	2.5710 GHz	2.5750 GHz	1.000 MHz	2.571000000 GHz	-26.31 dBm	-16.31 dB
4	4	2.5750 GHz	2.5880 GHz	1.000 MHz	2.575108200 GHz	-31.41 dBm	-18.41 dB
5	5	2.5880 GHz	2.5950 GHz	1.000 MHz	2.588662213 GHz	-40.06 dBm	-15.06 dB

Plot 7-459. Upper ACP Plot (Band 7 - 20MHz QPSK - Full RB Configuration)

© 2020 PCTEST
All rights reserved. Unless otherwise specified, no part of this report may be reproduced or utilized in any part, form or by any means, electronic or mechanical, including photocopying and microfilm, without permission in writing from PCTEST. If you have any questions about this international copyright or have an enquiry about obtaining additional rights to this report or assembly of contents thereof, please contact INFO@PCTEST.COM.

Band 41 (PC2)

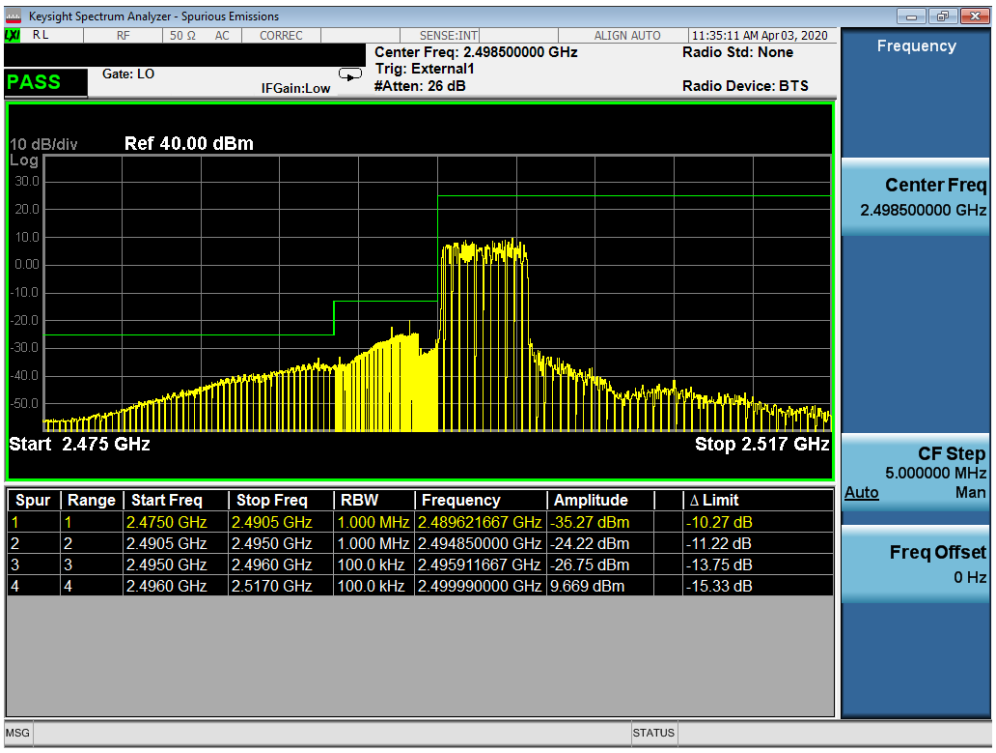

Spur	Range	Start Freq	Stop Freq	RBW	Frequency	Amplitude	Δ Limit
1	1	2.4750 GHz	2.4905 GHz	1.000 MHz	2.489621667 GHz	-35.27 dBm	-10.27 dB
2	2	2.4905 GHz	2.4950 GHz	1.000 MHz	2.494850000 GHz	-24.22 dBm	-11.22 dB
3	3	2.4950 GHz	2.4960 GHz	100.0 kHz	2.495911667 GHz	-26.75 dBm	-13.75 dB
4	4	2.4960 GHz	2.5170 GHz	100.0 kHz	2.499990000 GHz	9.669 dBm	-15.33 dB

Plot 7-460. Lower ACP Plot (Band 41 - 5MHz QPSK - Full RB Configuration)

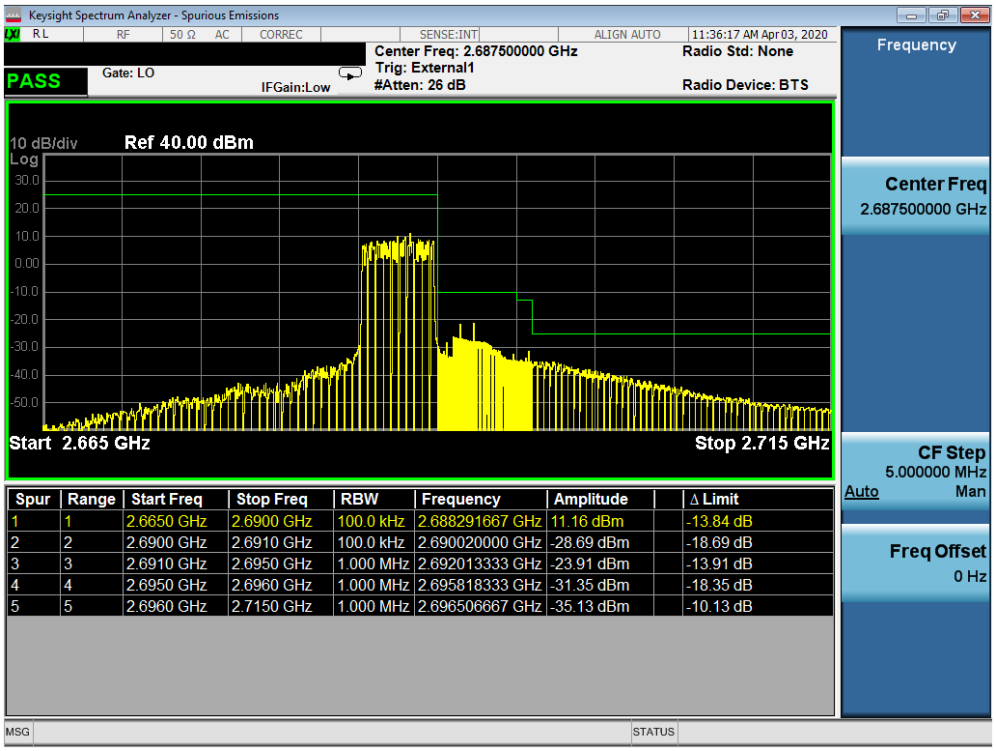

Spur	Range	Start Freq	Stop Freq	RBW	Frequency	Amplitude	Δ Limit
1	1	2.6650 GHz	2.6900 GHz	100.0 kHz	2.688291667 GHz	11.16 dBm	-13.84 dB
2	2	2.6900 GHz	2.6910 GHz	100.0 kHz	2.690020000 GHz	-28.69 dBm	-18.69 dB
3	3	2.6910 GHz	2.6950 GHz	1.000 MHz	2.692013333 GHz	-23.91 dBm	-13.91 dB
4	4	2.6950 GHz	2.6960 GHz	1.000 MHz	2.695818333 GHz	-31.35 dBm	-18.35 dB
5	5	2.6960 GHz	2.7150 GHz	1.000 MHz	2.696506667 GHz	-35.13 dBm	-10.13 dB

Plot 7-461. Upper ACP Plot (Band 41 - 5MHz QPSK - Full RB Configuration)

© 2020 PCTEST
All rights reserved. Unless otherwise specified, no part of this report may be reproduced or utilized in any part, form or by any means, electronic or mechanical, including photocopying and microfilm, without permission in writing from PCTEST. If you have any questions about this international copyright or have an enquiry about obtaining additional rights to this report or assembly of contents thereof, please contact INFO@PCTEST.COM.

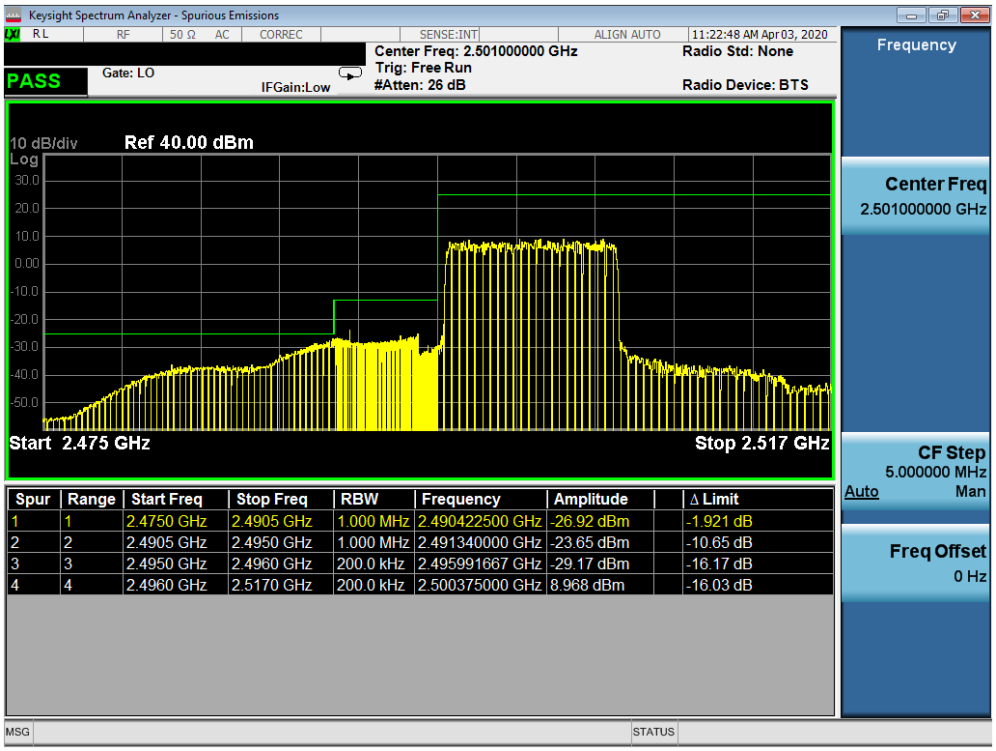

Spur	Range	Start Freq	Stop Freq	RBW	Frequency	Amplitude	Δ Limit
1	1	2.4750 GHz	2.4905 GHz	1.000 MHz	2.490422500 GHz	-26.92 dBm	-1.921 dB
2	2	2.4905 GHz	2.4950 GHz	1.000 MHz	2.491340000 GHz	-23.65 dBm	-10.65 dB
3	3	2.4950 GHz	2.4960 GHz	200.0 kHz	2.495991667 GHz	-29.17 dBm	-16.17 dB
4	4	2.4960 GHz	2.5170 GHz	200.0 kHz	2.500375000 GHz	8.968 dBm	-16.03 dB

Plot 7-462. Lower ACP Plot (Band 41 - 10MHz QPSK - Full RB Configuration)

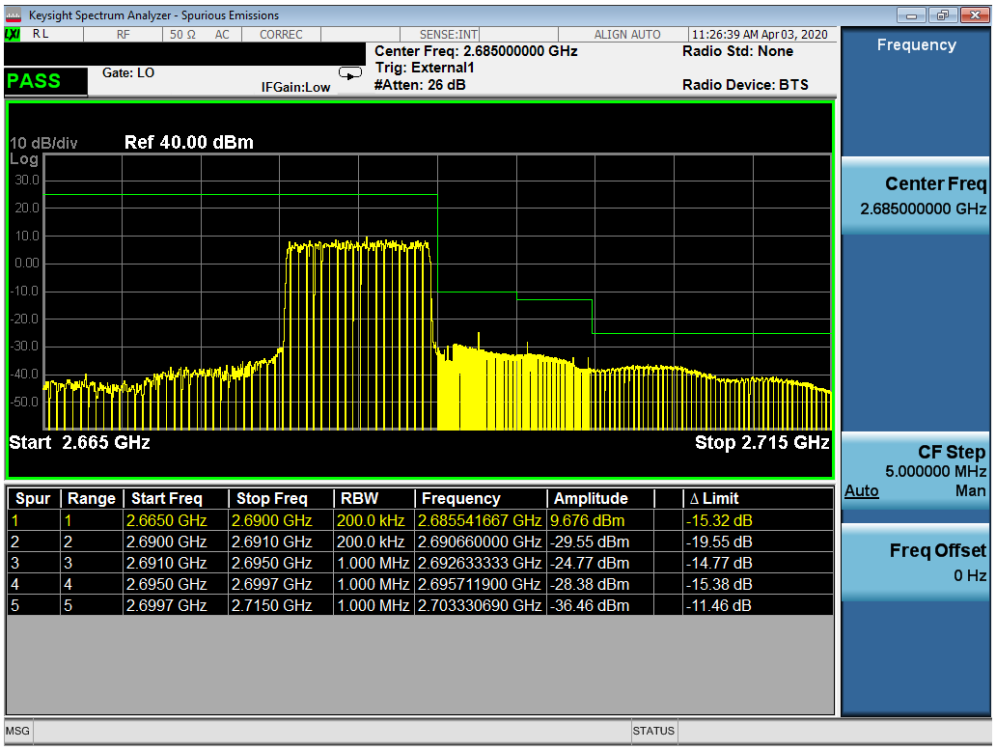

Spur	Range	Start Freq	Stop Freq	RBW	Frequency	Amplitude	Δ Limit
1	1	2.6650 GHz	2.6900 GHz	200.0 kHz	2.685541667 GHz	9.676 dBm	-15.32 dB
2	2	2.6900 GHz	2.6910 GHz	200.0 kHz	2.690660000 GHz	-29.55 dBm	-19.55 dB
3	3	2.6910 GHz	2.6950 GHz	1.000 MHz	2.692633333 GHz	-24.77 dBm	-14.77 dB
4	4	2.6950 GHz	2.6997 GHz	1.000 MHz	2.695711900 GHz	-28.38 dBm	-15.38 dB
5	5	2.6997 GHz	2.7150 GHz	1.000 MHz	2.703330690 GHz	-36.46 dBm	-11.46 dB

Plot 7-463. Upper ACP Plot (Band 41 - 10MHz QPSK - Full RB Configuration)

© 2020 PCTEST
V 9.0 02/01/2019
All rights reserved. Unless otherwise specified, no part of this report may be reproduced or utilized in any part, form or by any means, electronic or mechanical, including photocopying and microfilm, without permission in writing from PCTEST. If you have any questions about this international copyright or have an enquiry about obtaining additional rights to this report or assembly of contents thereof, please contact INFO@PCTEST.COM.

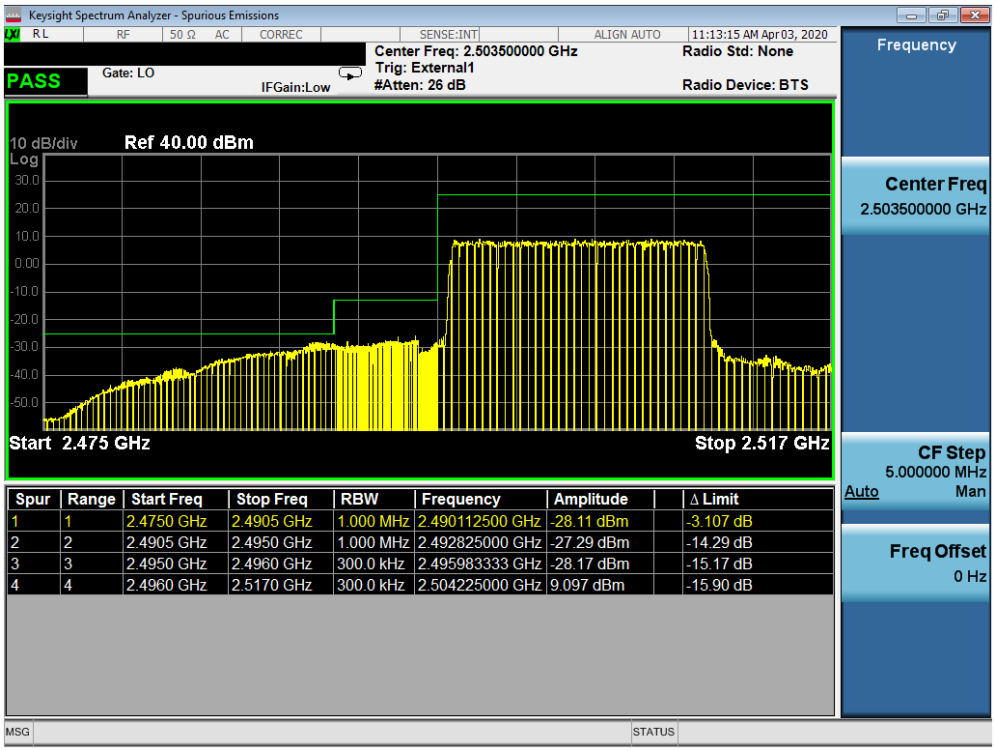

Spur	Range	Start Freq	Stop Freq	RBW	Frequency	Amplitude	Δ Limit
1	1	2.4750 GHz	2.4905 GHz	1.000 MHz	2.490112500 GHz	-28.11 dBm	-3.107 dB
2	2	2.4905 GHz	2.4950 GHz	1.000 MHz	2.492825000 GHz	-27.29 dBm	-14.29 dB
3	3	2.4950 GHz	2.4960 GHz	300.0 kHz	2.495983333 GHz	-28.17 dBm	-15.17 dB
4	4	2.4960 GHz	2.5170 GHz	300.0 kHz	2.504225000 GHz	9.097 dBm	-15.90 dB

Plot 7-464. Lower ACP Plot (Band 41 - 15MHz QPSK - Full RB Configuration)

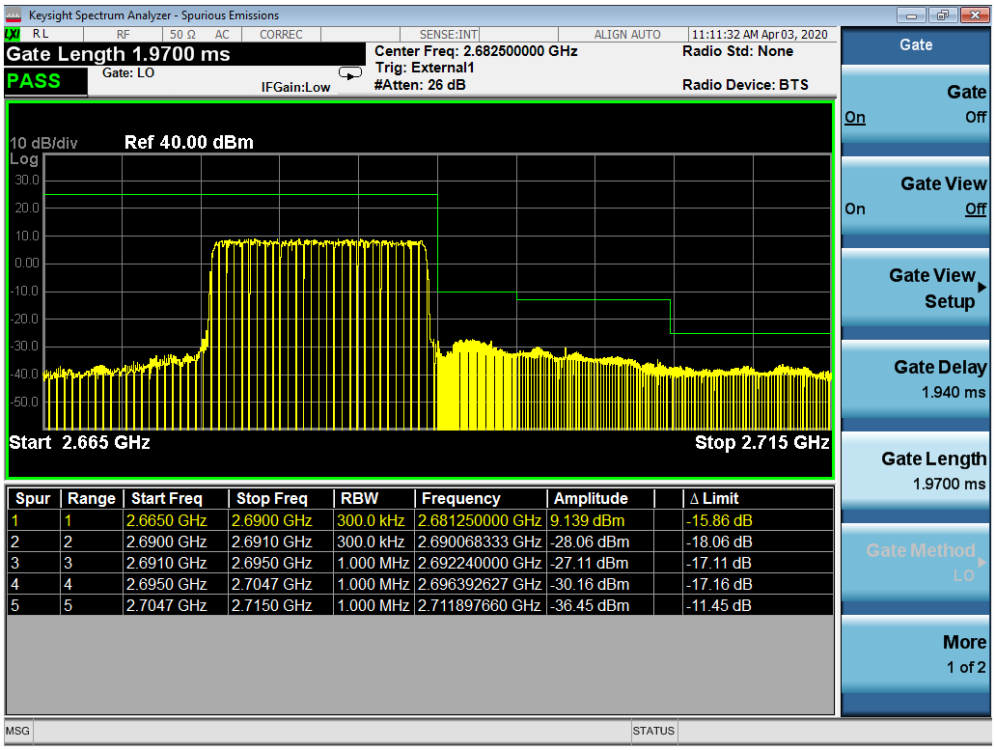

Spur	Range	Start Freq	Stop Freq	RBW	Frequency	Amplitude	Δ Limit
1	1	2.6650 GHz	2.6900 GHz	300.0 kHz	2.681250000 GHz	9.139 dBm	-15.86 dB
2	2	2.6900 GHz	2.6910 GHz	300.0 kHz	2.690068333 GHz	-28.06 dBm	-18.06 dB
3	3	2.6910 GHz	2.6950 GHz	1.000 MHz	2.692240000 GHz	-27.11 dBm	-17.11 dB
4	4	2.6950 GHz	2.7047 GHz	1.000 MHz	2.696392627 GHz	-30.16 dBm	-17.16 dB
5	5	2.7047 GHz	2.7150 GHz	1.000 MHz	2.711897660 GHz	-36.45 dBm	-11.45 dB

Plot 7-465. Upper ACP Plot (Band 41 - 15MHz QPSK - Full RB Configuration)

© 2020 PCTEST
All rights reserved. Unless otherwise specified, no part of this report may be reproduced or utilized in any part, form or by any means, electronic or mechanical, including photocopying and microfilm, without permission in writing from PCTEST. If you have any questions about this international copyright or have an enquiry about obtaining additional rights to this report or assembly of contents thereof, please contact INFO@PCTEST.COM.

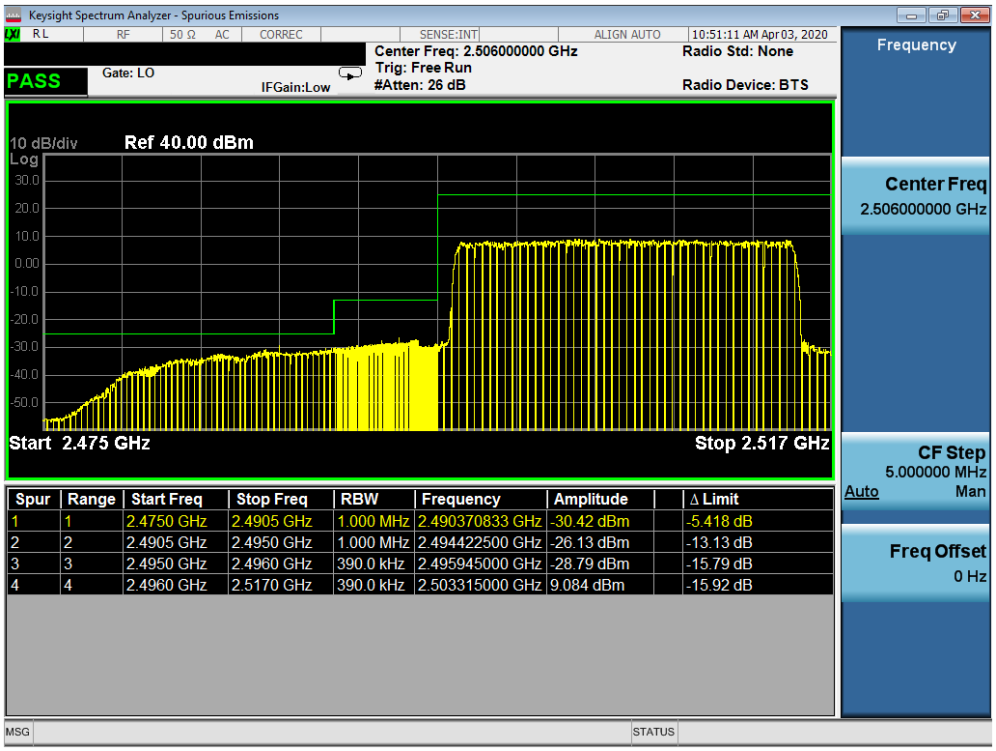

Spur	Range	Start Freq	Stop Freq	RBW	Frequency	Amplitude		Δ Limit
1	1	2.4750 GHz	2.4905 GHz	1.000 MHz	2.490370833 GHz	-30.42 dBm		-5.418 dB
2	2	2.4905 GHz	2.4950 GHz	1.000 MHz	2.494422500 GHz	-26.13 dBm		-13.13 dB
3	3	2.4950 GHz	2.4960 GHz	390.0 kHz	2.495945000 GHz	-28.79 dBm		-15.79 dB
4	4	2.4960 GHz	2.5170 GHz	390.0 kHz	2.503315000 GHz	9.084 dBm		-15.92 dB

Plot 7-466. Lower ACP Plot (Band 41 - 20MHz QPSK - Full RB Configuration)

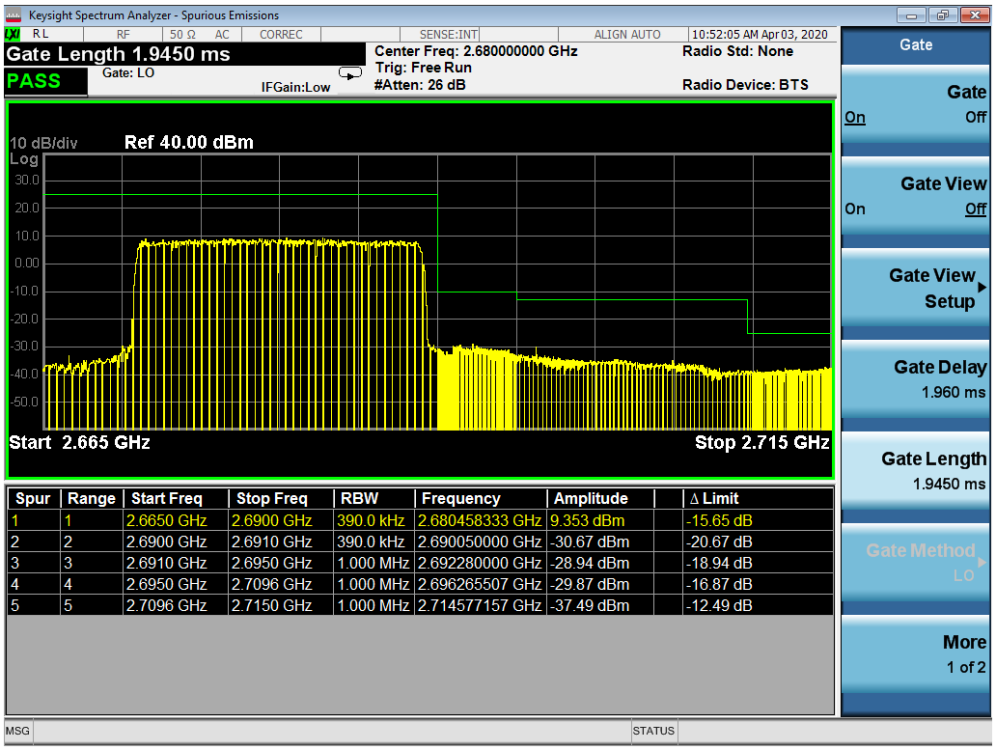

Spur	Range	Start Freq	Stop Freq	RBW	Frequency	Amplitude		Δ Limit
1	1	2.6650 GHz	2.6900 GHz	390.0 kHz	2.680458333 GHz	9.353 dBm		-15.65 dB
2	2	2.6900 GHz	2.6910 GHz	390.0 kHz	2.690050000 GHz	-30.67 dBm		-20.67 dB
3	3	2.6910 GHz	2.6950 GHz	1.000 MHz	2.692280000 GHz	-28.94 dBm		-18.94 dB
4	4	2.6950 GHz	2.7096 GHz	1.000 MHz	2.696265507 GHz	-29.87 dBm		-16.87 dB
5	5	2.7096 GHz	2.7150 GHz	1.000 MHz	2.714577157 GHz	-37.49 dBm		-12.49 dB

Plot 7-467. Upper ACP Plot (Band 41 - 20MHz QPSK - Full RB Configuration)

© 2020 PCTEST
All rights reserved. Unless otherwise specified, no part of this report may be reproduced or utilized in any part, form or by any means, electronic or mechanical, including photocopying and microfilm, without permission in writing from PCTEST. If you have any questions about this international copyright or have an enquiry about obtaining additional rights to this report or assembly of contents thereof, please contact INFO@PCTEST.COM.

Band 41 (PC3)

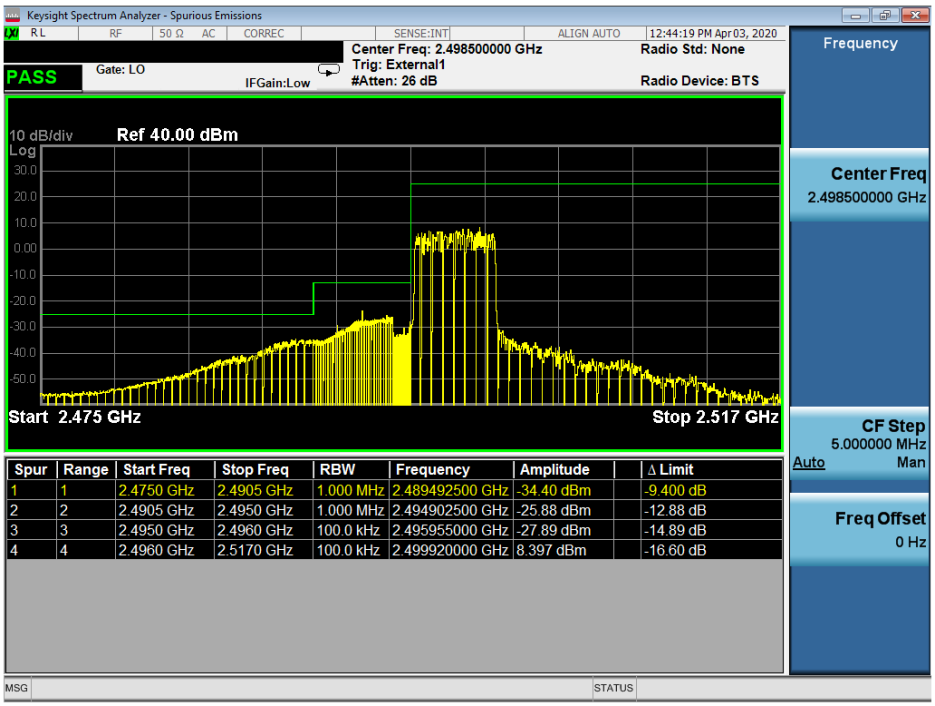

Spur	Range	Start Freq	Stop Freq	RBW	Frequency	Amplitude	Δ Limit
1	1	2.4750 GHz	2.4905 GHz	1.000 MHz	2.489492500 GHz	-34.40 dBm	-9.400 dB
2	2	2.4905 GHz	2.4950 GHz	1.000 MHz	2.494902500 GHz	-25.88 dBm	-12.88 dB
3	3	2.4950 GHz	2.4960 GHz	100.0 kHz	2.495955000 GHz	-27.89 dBm	-14.89 dB
4	4	2.4960 GHz	2.5170 GHz	100.0 kHz	2.499920000 GHz	8.397 dBm	-16.60 dB

Plot 7-468. Lower ACP Plot (Band 41 - 5MHz QPSK - Full RB Configuration)

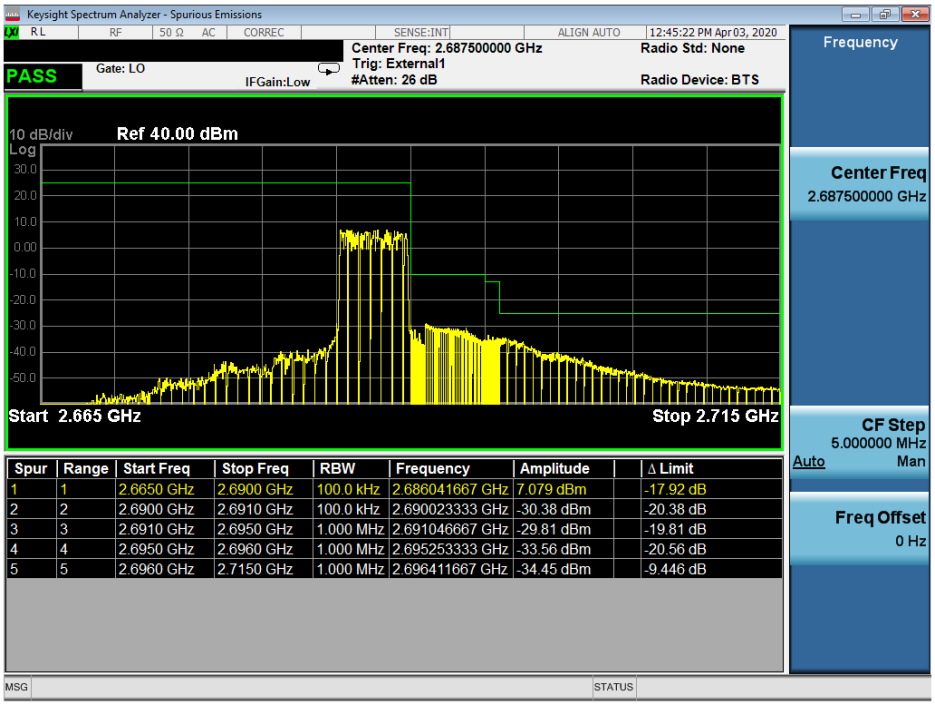

Spur	Range	Start Freq	Stop Freq	RBW	Frequency	Amplitude	Δ Limit
1	1	2.6650 GHz	2.6900 GHz	100.0 kHz	2.686041667 GHz	7.079 dBm	-17.92 dB
2	2	2.6900 GHz	2.6910 GHz	100.0 kHz	2.690023333 GHz	-30.38 dBm	-20.38 dB
3	3	2.6910 GHz	2.6950 GHz	1.000 MHz	2.691046667 GHz	-29.81 dBm	-19.81 dB
4	4	2.6950 GHz	2.6960 GHz	1.000 MHz	2.695253333 GHz	-33.56 dBm	-20.56 dB
5	5	2.6960 GHz	2.7150 GHz	1.000 MHz	2.696411667 GHz	-34.45 dBm	-9.446 dB

Plot 7-469. Upper ACP Plot (Band 41 - 5MHz QPSK - Full RB Configuration)

© 2020 PCTEST V 9.0 02/01/2019
All rights reserved. Unless otherwise specified, no part of this report may be reproduced or utilized in any part, form or by any means, electronic or mechanical, including photocopying and microfilm, without permission in writing from PCTEST. If you have any questions about this international copyright or have an enquiry about obtaining additional rights to this report or assembly of contents thereof, please contact INFO@PCTEST.COM.

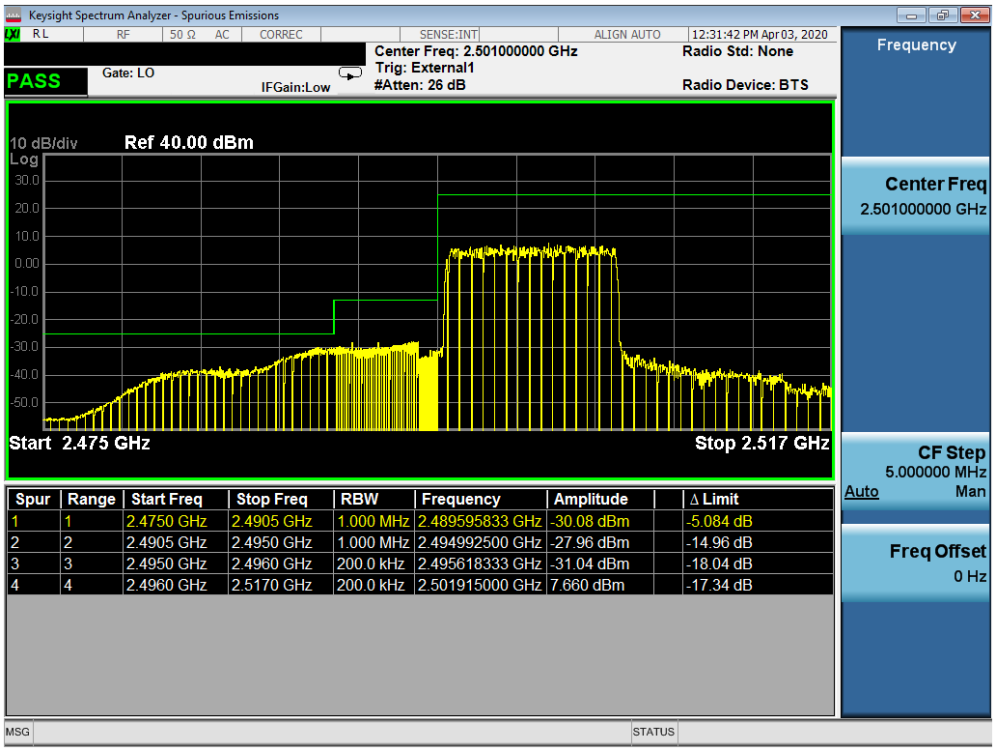

Spur	Range	Start Freq	Stop Freq	RBW	Frequency	Amplitude	Δ Limit
1	1	2.4750 GHz	2.4905 GHz	1.000 MHz	2.489595833 GHz	-30.08 dBm	-5.084 dB
2	2	2.4905 GHz	2.4950 GHz	1.000 MHz	2.494992500 GHz	-27.96 dBm	-14.96 dB
3	3	2.4950 GHz	2.4960 GHz	200.0 kHz	2.495618333 GHz	-31.04 dBm	-18.04 dB
4	4	2.4960 GHz	2.5170 GHz	200.0 kHz	2.501915000 GHz	7.660 dBm	-17.34 dB

Plot 7-470. Lower ACP Plot (Band 41 - 10MHz QPSK - Full RB Configuration)

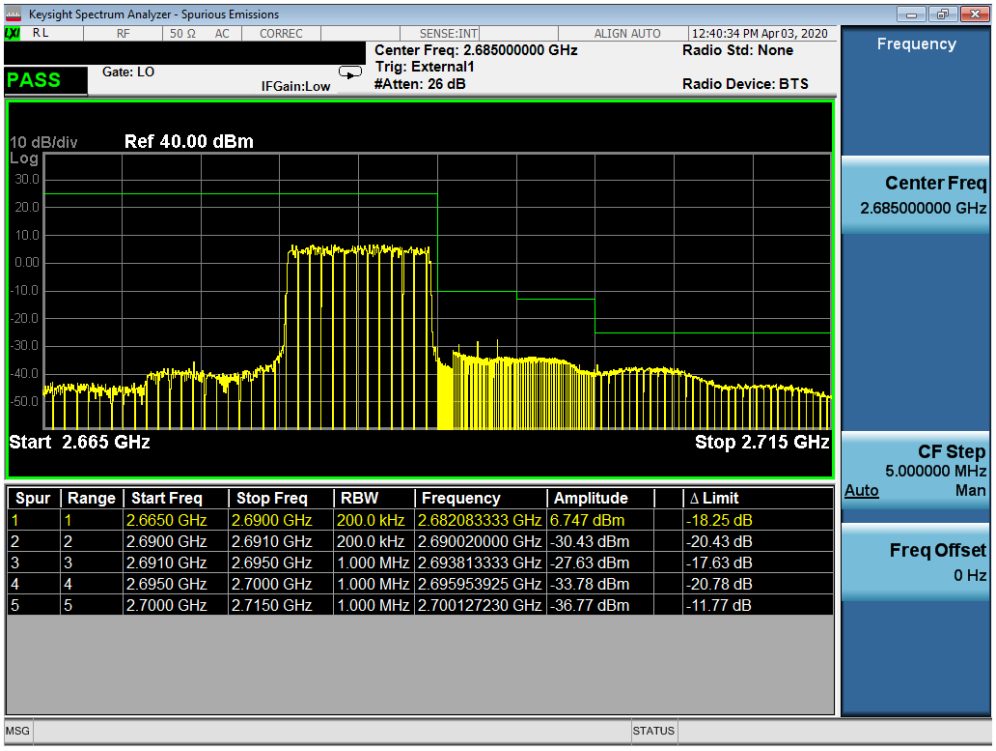

Spur	Range	Start Freq	Stop Freq	RBW	Frequency	Amplitude	Δ Limit
1	1	2.6650 GHz	2.6900 GHz	200.0 kHz	2.682083333 GHz	6.747 dBm	-18.25 dB
2	2	2.6900 GHz	2.6910 GHz	200.0 kHz	2.690020000 GHz	-30.43 dBm	-20.43 dB
3	3	2.6910 GHz	2.6950 GHz	1.000 MHz	2.693813333 GHz	-27.63 dBm	-17.63 dB
4	4	2.6950 GHz	2.7000 GHz	1.000 MHz	2.695953925 GHz	-33.78 dBm	-20.78 dB
5	5	2.7000 GHz	2.7150 GHz	1.000 MHz	2.700127230 GHz	-36.77 dBm	-11.77 dB

Plot 7-471. Upper ACP Plot (Band 41 - 10MHz QPSK - Full RB Configuration)

© 2020 PCTEST
All rights reserved. Unless otherwise specified, no part of this report may be reproduced or utilized in any part, form or by any means, electronic or mechanical, including photocopying and microfilm, without permission in writing from PCTEST. If you have any questions about this international copyright or have an enquiry about obtaining additional rights to this report or assembly of contents thereof, please contact INFO@PCTEST.COM.

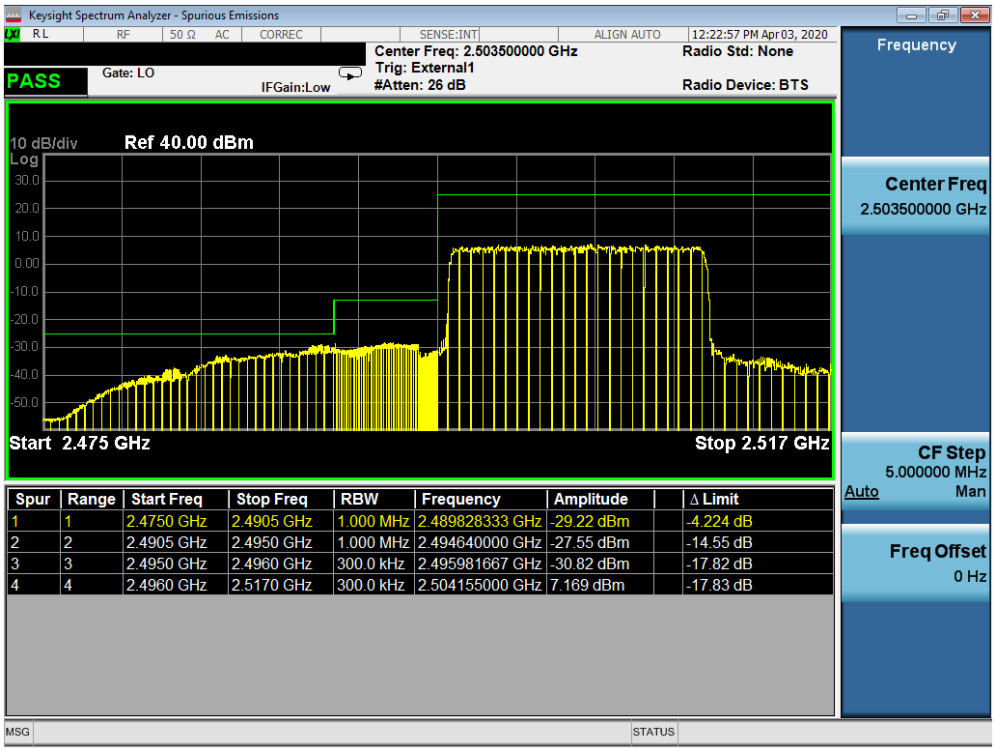

Spur	Range	Start Freq	Stop Freq	RBW	Frequency	Amplitude	Δ Limit
1	1	2.4750 GHz	2.4905 GHz	1.000 MHz	2.489828333 GHz	-29.22 dBm	-4.224 dB
2	2	2.4905 GHz	2.4950 GHz	1.000 MHz	2.494640000 GHz	-27.55 dBm	-14.55 dB
3	3	2.4950 GHz	2.4960 GHz	300.0 kHz	2.495981667 GHz	-30.82 dBm	-17.82 dB
4	4	2.4960 GHz	2.5170 GHz	300.0 kHz	2.504155000 GHz	7.169 dBm	-17.83 dB

Plot 7-472. Lower ACP Plot (Band 41 - 15MHz QPSK - Full RB Configuration)

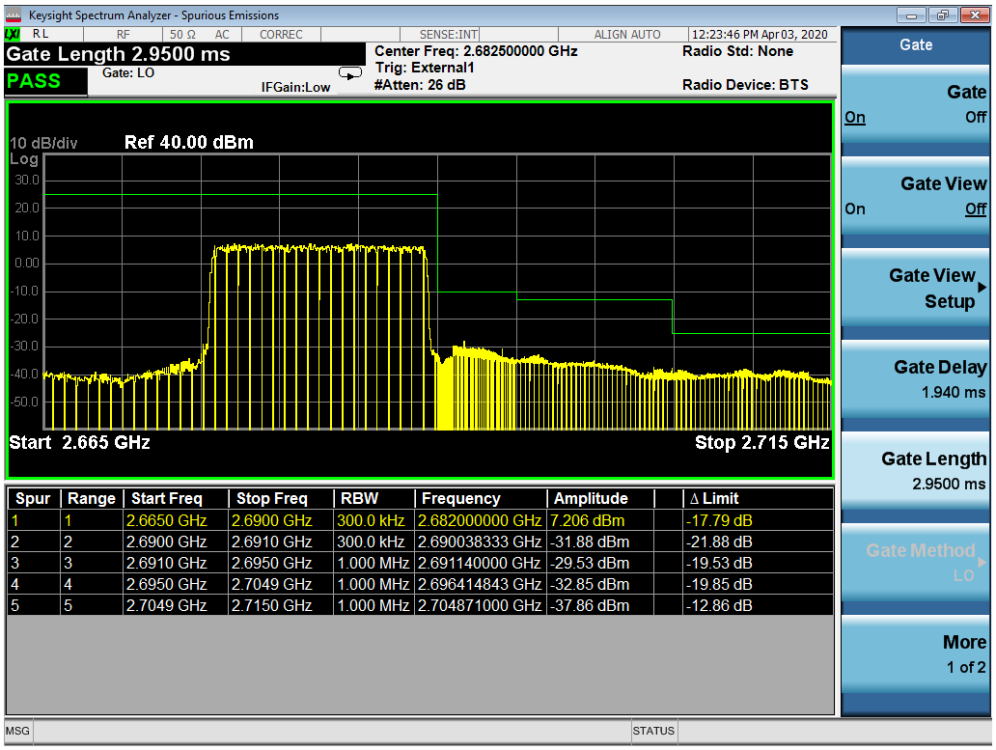

Spur	Range	Start Freq	Stop Freq	RBW	Frequency	Amplitude	Δ Limit
1	1	2.6650 GHz	2.6900 GHz	300.0 kHz	2.682000000 GHz	7.206 dBm	-17.79 dB
2	2	2.6900 GHz	2.6910 GHz	300.0 kHz	2.690038333 GHz	-31.88 dBm	-21.88 dB
3	3	2.6910 GHz	2.6950 GHz	1.000 MHz	2.691140000 GHz	-29.53 dBm	-19.53 dB
4	4	2.6950 GHz	2.7049 GHz	1.000 MHz	2.696414843 GHz	-32.85 dBm	-19.85 dB
5	5	2.7049 GHz	2.7150 GHz	1.000 MHz	2.704871000 GHz	-37.86 dBm	-12.86 dB

Plot 7-473. Upper ACP Plot (Band 41 - 15MHz QPSK - Full RB Configuration)

© 2020 PCTEST
All rights reserved. Unless otherwise specified, no part of this report may be reproduced or utilized in any part, form or by any means, electronic or mechanical, including photocopying and microfilm, without permission in writing from PCTEST. If you have any questions about this international copyright or have an enquiry about obtaining additional rights to this report or assembly of contents thereof, please contact INFO@PCTEST.COM.

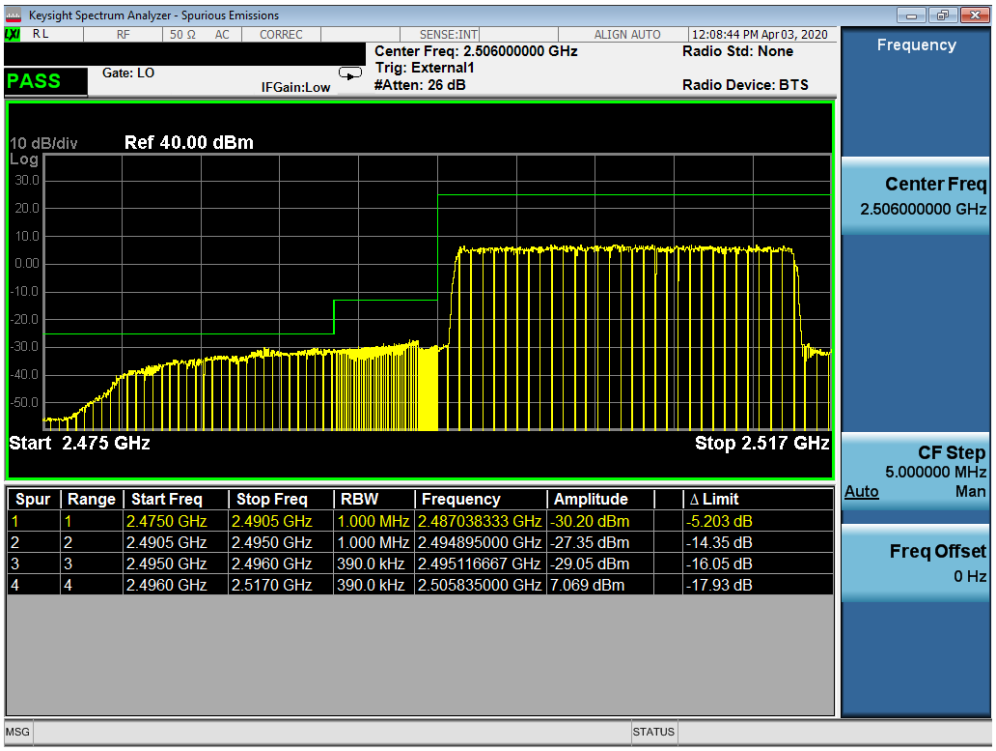

Spur	Range	Start Freq	Stop Freq	RBW	Frequency	Amplitude		Δ Limit
1	1	2.4750 GHz	2.4905 GHz	1.000 MHz	2.487038333 GHz	-30.20 dBm		-5.203 dB
2	2	2.4905 GHz	2.4950 GHz	1.000 MHz	2.494895000 GHz	-27.35 dBm		-14.35 dB
3	3	2.4950 GHz	2.4960 GHz	390.0 kHz	2.495116667 GHz	-29.05 dBm		-16.05 dB
4	4	2.4960 GHz	2.5170 GHz	390.0 kHz	2.505835000 GHz	7.069 dBm		-17.93 dB

Plot 7-474. Lower ACP Plot (Band 41 - 20MHz QPSK - Full RB Configuration)

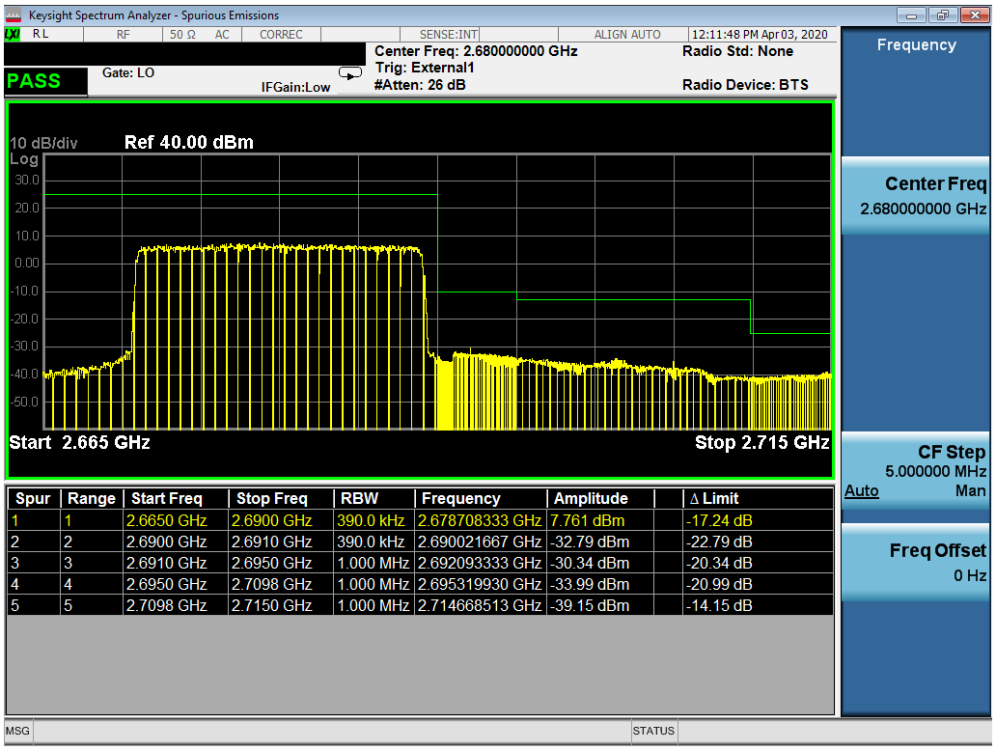

Spur	Range	Start Freq	Stop Freq	RBW	Frequency	Amplitude		Δ Limit
1	1	2.6650 GHz	2.6900 GHz	390.0 kHz	2.678708333 GHz	7.761 dBm		-17.24 dB
2	2	2.6900 GHz	2.6910 GHz	390.0 kHz	2.690021667 GHz	-32.79 dBm		-22.79 dB
3	3	2.6910 GHz	2.6950 GHz	1.000 MHz	2.692093333 GHz	-30.34 dBm		-20.34 dB
4	4	2.6950 GHz	2.7098 GHz	1.000 MHz	2.695319930 GHz	-33.99 dBm		-20.99 dB
5	5	2.7098 GHz	2.7150 GHz	1.000 MHz	2.714668513 GHz	-39.15 dBm		-14.15 dB

Plot 7-475. Upper ACP Plot (Band 41 - 20MHz QPSK - Full RB Configuration)

© 2020 PCTEST
All rights reserved. Unless otherwise specified, no part of this report may be reproduced or utilized in any part, form or by any means, electronic or mechanical, including photocopying and microfilm, without permission in writing from PCTEST. If you have any questions about this international copyright or have an enquiry about obtaining additional rights to this report or assembly of contents thereof, please contact INFO@PCTEST.COM.

5G sub6 n71

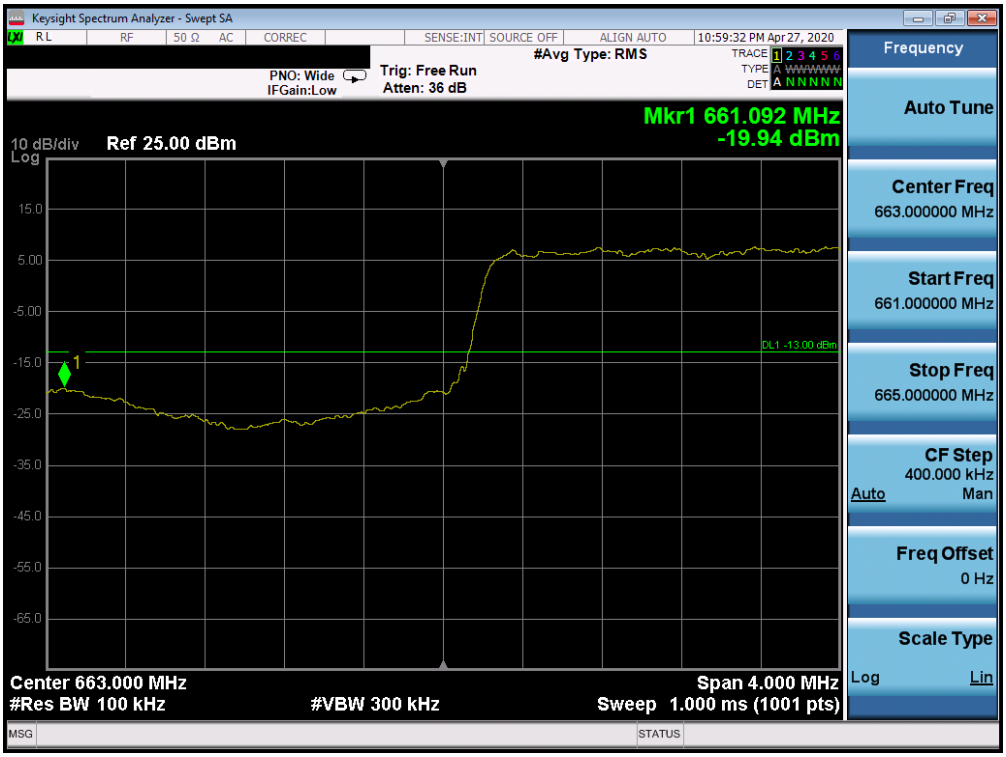

Plot 7-476. Lower 5G sub6 Band Edge Plot (5G sub6 n71 - 5.0MHz QPSK - Full RB Configuration)

Plot 7-477. Upper 5G sub6 Band Edge Plot (5G sub6 n71 - 5.0MHz QPSK - Full RB Configuration)

© 2020 PCTEST
All rights reserved. Unless otherwise specified, no part of this report may be reproduced or utilized in any part, form or by any means, electronic or mechanical, including photocopying and microfilm, without permission in writing from PCTEST. If you have any questions about this international copyright or have an enquiry about obtaining additional rights to this report or assembly of contents thereof, please contact INFO@PCTEST.COM.

Plot 7-478. Lower 5G sub6 Band Edge Plot (5G sub6 n71 - 10.0MHz QPSK - Full RB Configuration)

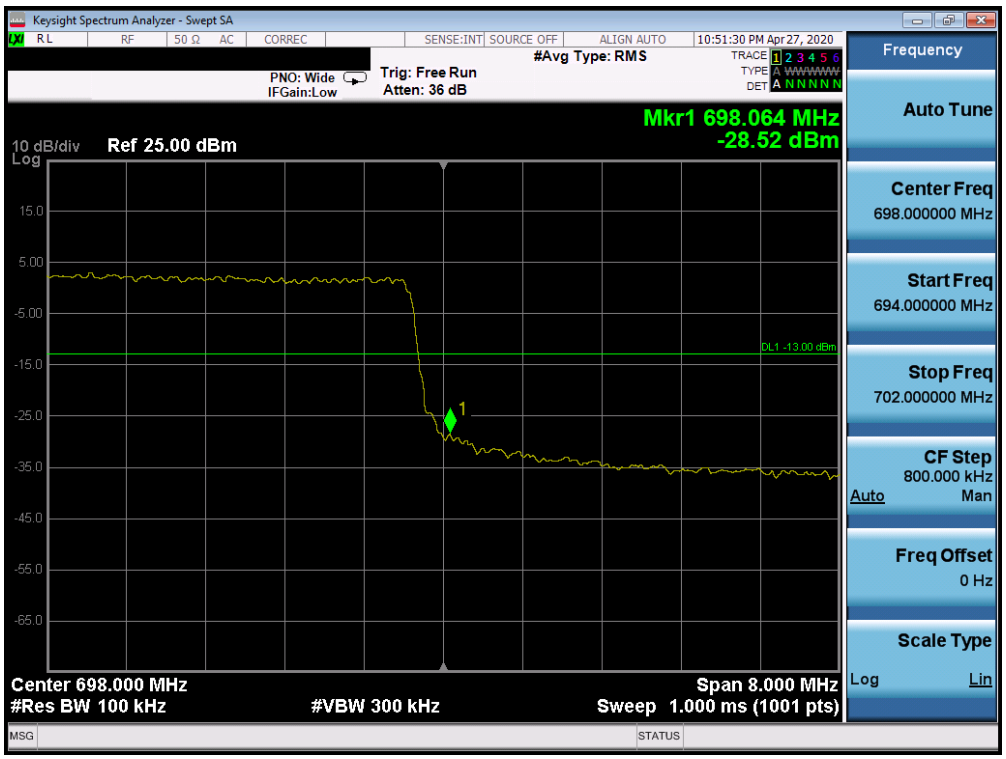

Plot 7-479. Upper 5G sub6 Band Edge Plot (5G sub6 n71 - 10.0MHz QPSK - Full RB Configuration)

© 2020 PCTEST
All rights reserved. Unless otherwise specified, no part of this report may be reproduced or utilized in any part, form or by any means, electronic or mechanical, including photocopying and microfilm, without permission in writing from PCTEST. If you have any questions about this international copyright or have an enquiry about obtaining additional rights to this report or assembly of contents thereof, please contact INFO@PCTEST.COM.

Plot 7-480. Lower 5G sub6 Band Edge Plot (5G sub6 n71 - 15.0MHz QPSK - Full RB Configuration)

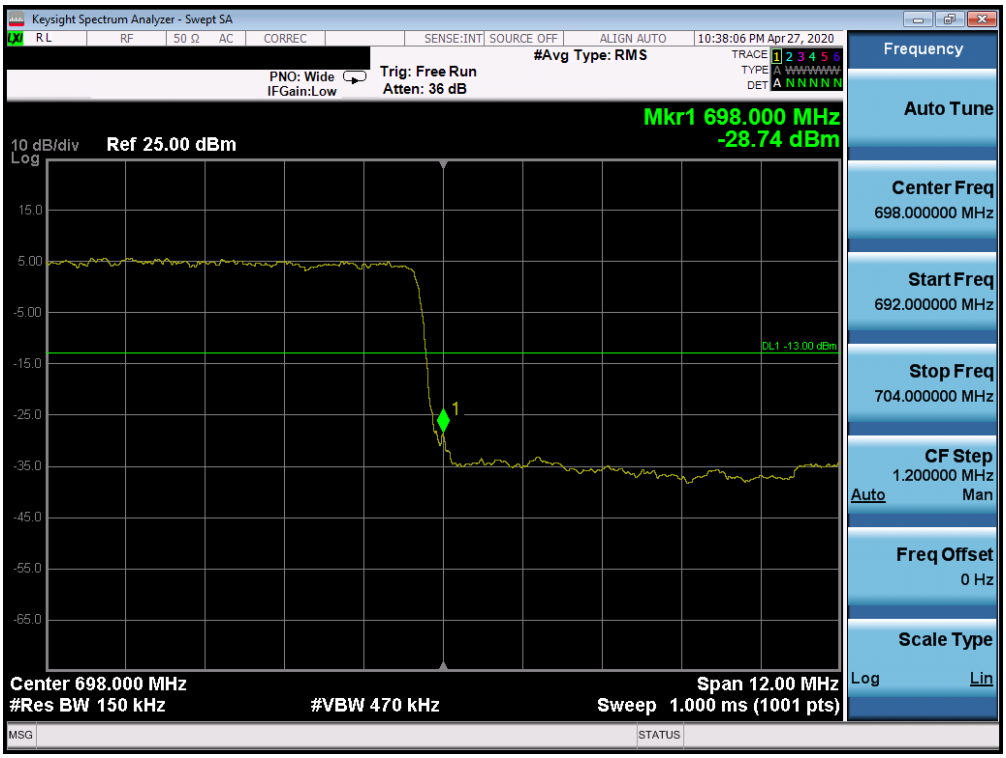

Plot 7-481. Upper 5G sub6 Band Edge Plot (5G sub6 n71 - 15.0MHz QPSK - Full RB Configuration)

© 2020 PCTEST
All rights reserved. Unless otherwise specified, no part of this report may be reproduced or utilized in any part, form or by any means, electronic or mechanical, including photocopying and microfilm, without permission in writing from PCTEST. If you have any questions about this international copyright or have an enquiry about obtaining additional rights to this report or assembly of contents thereof, please contact INFO@PCTEST.COM.

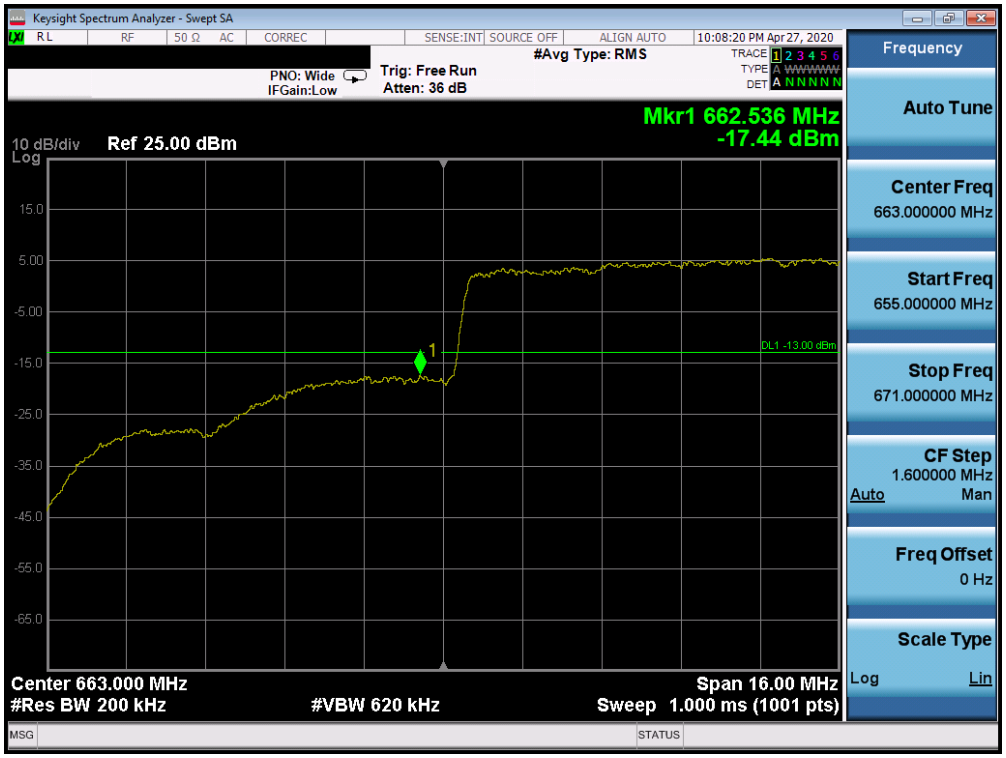

Plot 7-482. Lower 5G sub6 Band Edge Plot (5G sub6 n71 - 20.0MHz QPSK - Full RB Configuration)

Plot 7-483. Upper 5G sub6 Band Edge Plot (5G sub6 n71 - 20.0MHz QPSK - Full RB Configuration)

© 2020 PCTEST
All rights reserved. Unless otherwise specified, no part of this report may be reproduced or utilized in any part, form or by any means, electronic or mechanical, including photocopying and microfilm, without permission in writing from PCTEST. If you have any questions about this international copyright or have an enquiry about obtaining additional rights to this report or assembly of contents thereof, please contact INFO@PCTEST.COM.

5G sub6 n5

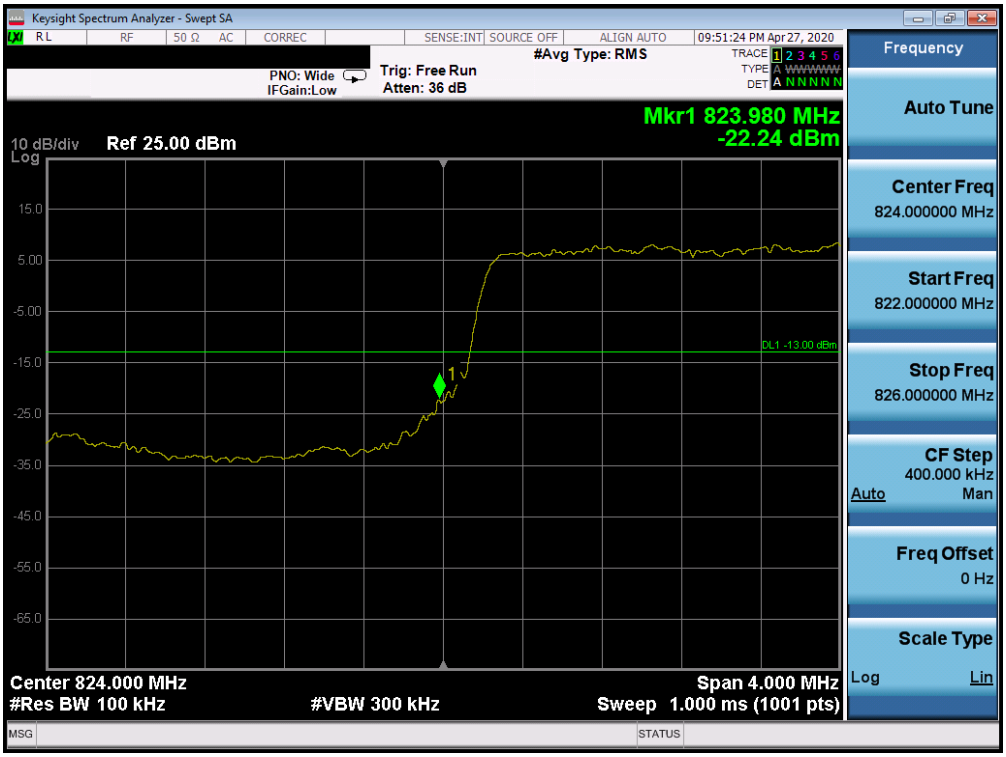

Plot 7-484. Lower 5G sub6 Band Edge Plot (5G sub6 n5 - 5.0MHz QPSK - Full RB Configuration)

Plot 7-485. Upper 5G sub6 Band Edge Plot (5G sub6 n5 - 5.0MHz QPSK - Full RB Configuration)

© 2020 PCTEST
All rights reserved. Unless otherwise specified, no part of this report may be reproduced or utilized in any part, form or by any means, electronic or mechanical, including photocopying and microfilm, without permission in writing from PCTEST. If you have any questions about this international copyright or have an enquiry about obtaining additional rights to this report or assembly of contents thereof, please contact INFO@PCTEST.COM.

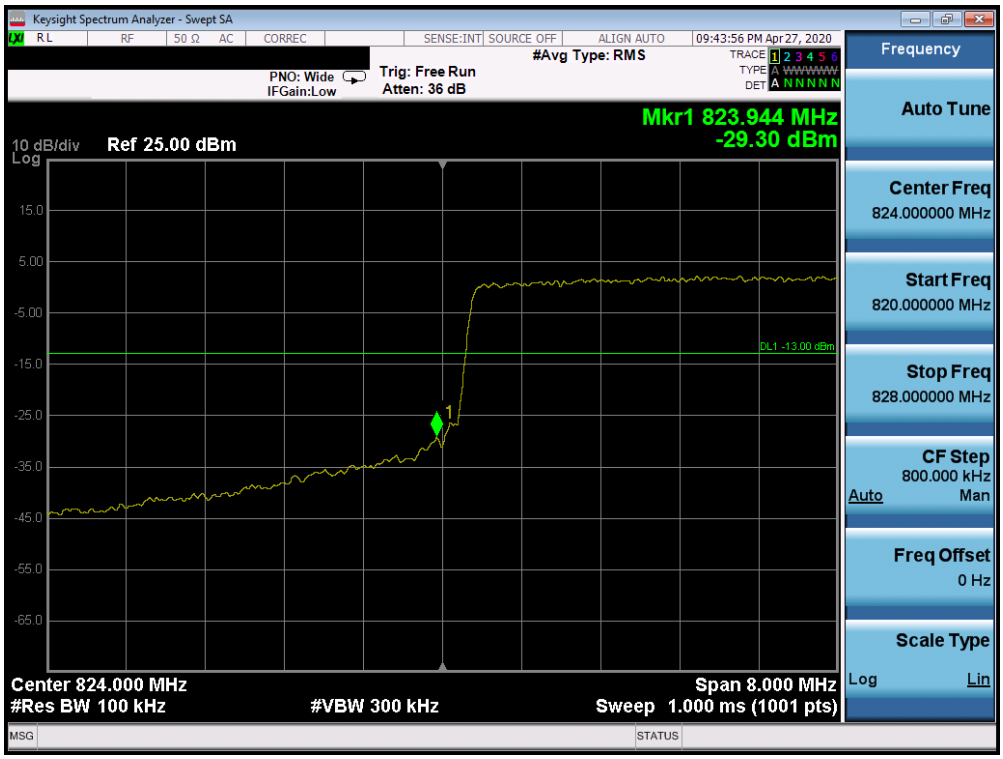

Plot 7-486. Lower 5G sub6 Band Edge Plot (5G sub6 n5 – 10MHz QPSK - Full RB Configuration)

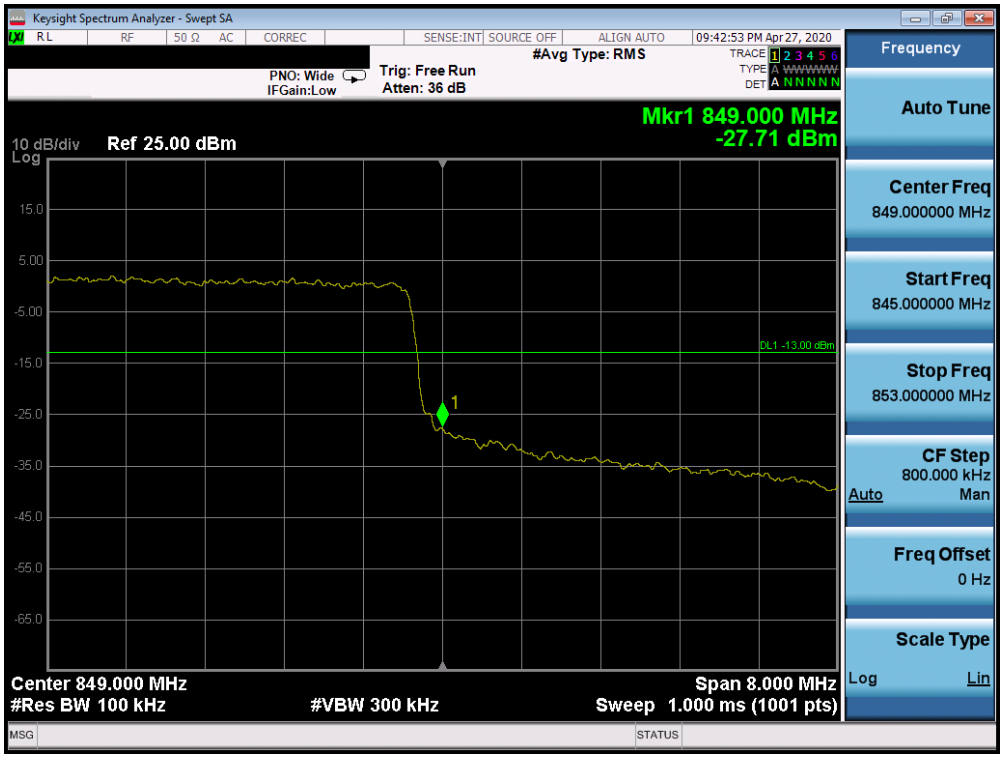

Plot 7-487. Upper 5G sub6 Band Edge Plot (5G sub6 n5 – 10MHz QPSK - Full RB Configuration)

© 2020 PCTEST
All rights reserved. Unless otherwise specified, no part of this report may be reproduced or utilized in any part, form or by any means, electronic or mechanical, including photocopying and microfilm, without permission in writing from PCTEST. If you have any questions about this international copyright or have an enquiry about obtaining additional rights to this report or assembly of contents thereof, please contact INFO@PCTEST.COM.

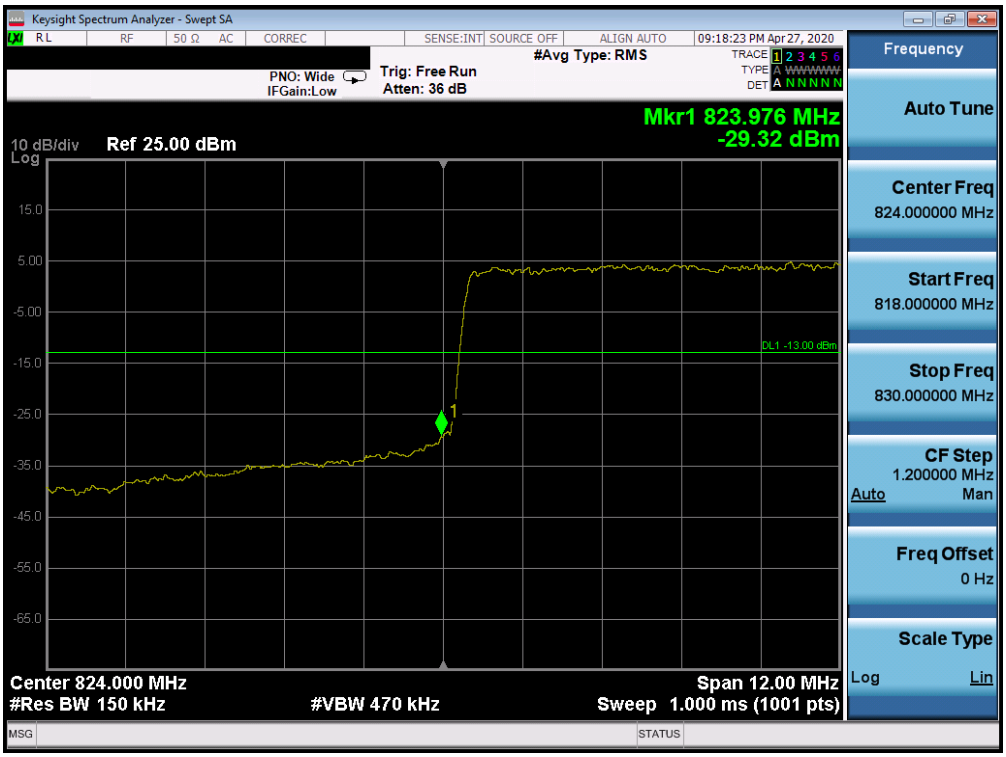

Plot 7-488. Lower 5G sub6 Band Edge Plot (5G sub6 n5 – 15MHz QPSK - Full RB Configuration)

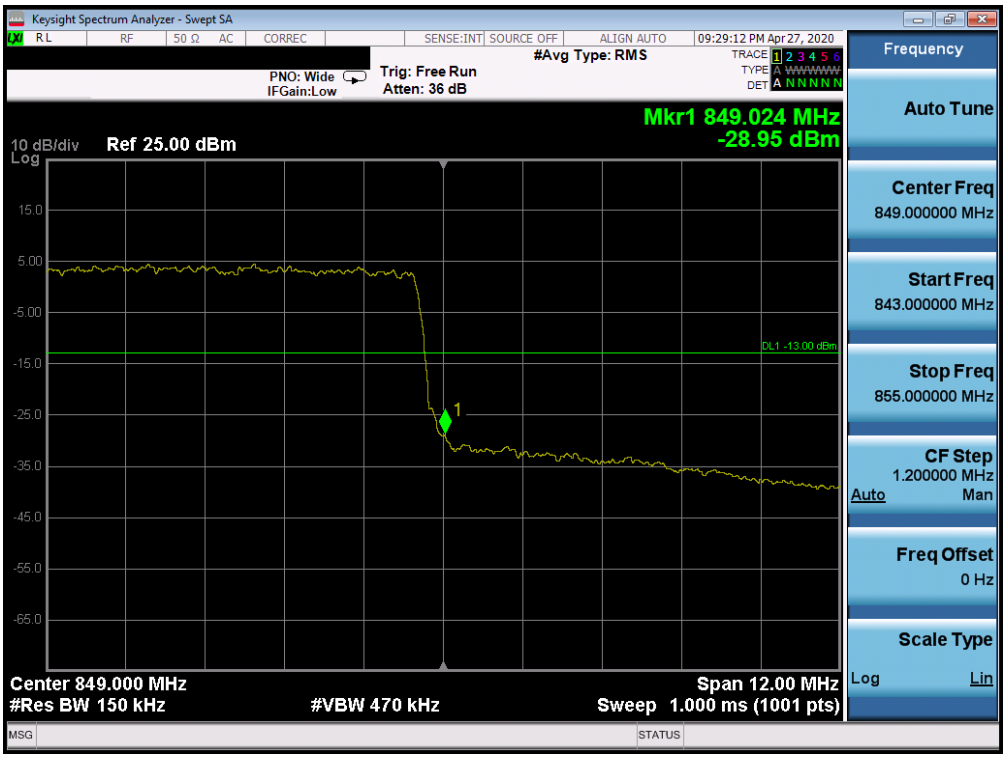

Plot 7-489. Upper 5G sub6 Band Edge Plot (5G sub6 n5 – 15MHz QPSK - Full RB Configuration)

© 2020 PCTEST
All rights reserved. Unless otherwise specified, no part of this report may be reproduced or utilized in any part, form or by any means, electronic or mechanical, including photocopying and microfilm, without permission in writing from PCTEST. If you have any questions about this international copyright or have an enquiry about obtaining additional rights to this report or assembly of contents thereof, please contact INFO@PCTEST.COM.

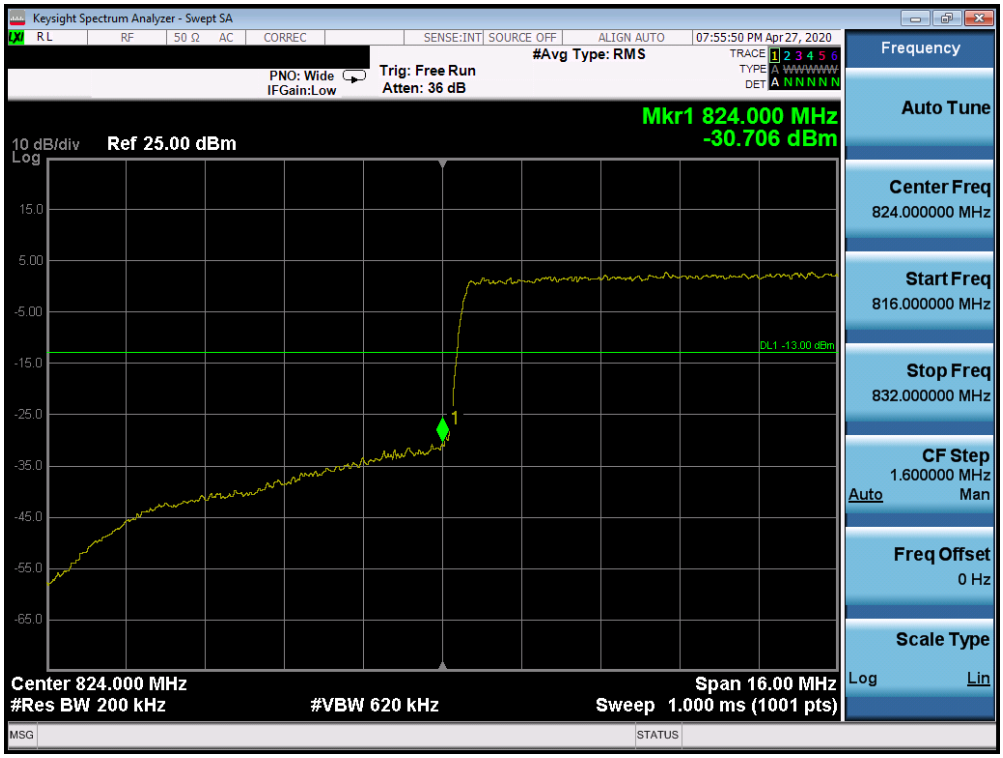

Plot 7-490. Lower 5G sub6 Band Edge Plot (5G sub6 n5 – 20MHz QPSK - Full RB Configuration)

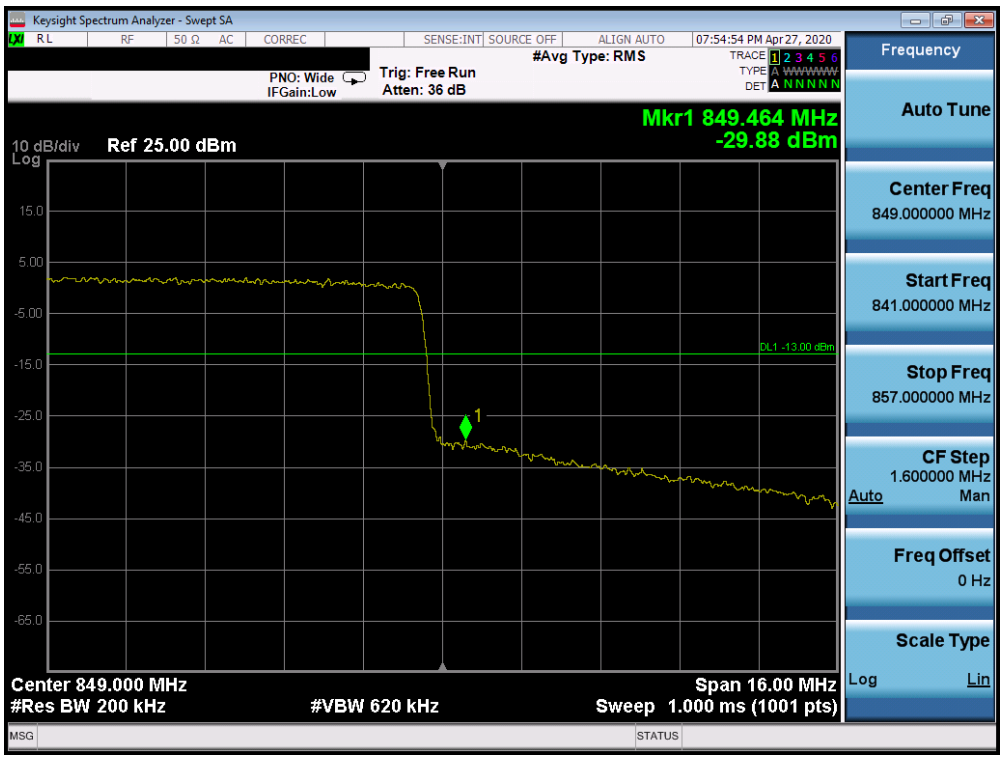

Plot 7-491. Upper 5G sub6 Band Edge Plot (5G sub6 n5 – 20MHz QPSK - Full RB Configuration)

© 2020 PCTEST
All rights reserved. Unless otherwise specified, no part of this report may be reproduced or utilized in any part, form or by any means, electronic or mechanical, including photocopying and microfilm, without permission in writing from PCTEST. If you have any questions about this international copyright or have an enquiry about obtaining additional rights to this report or assembly of contents thereof, please contact INFO@PCTEST.COM.

5G sub6 n66

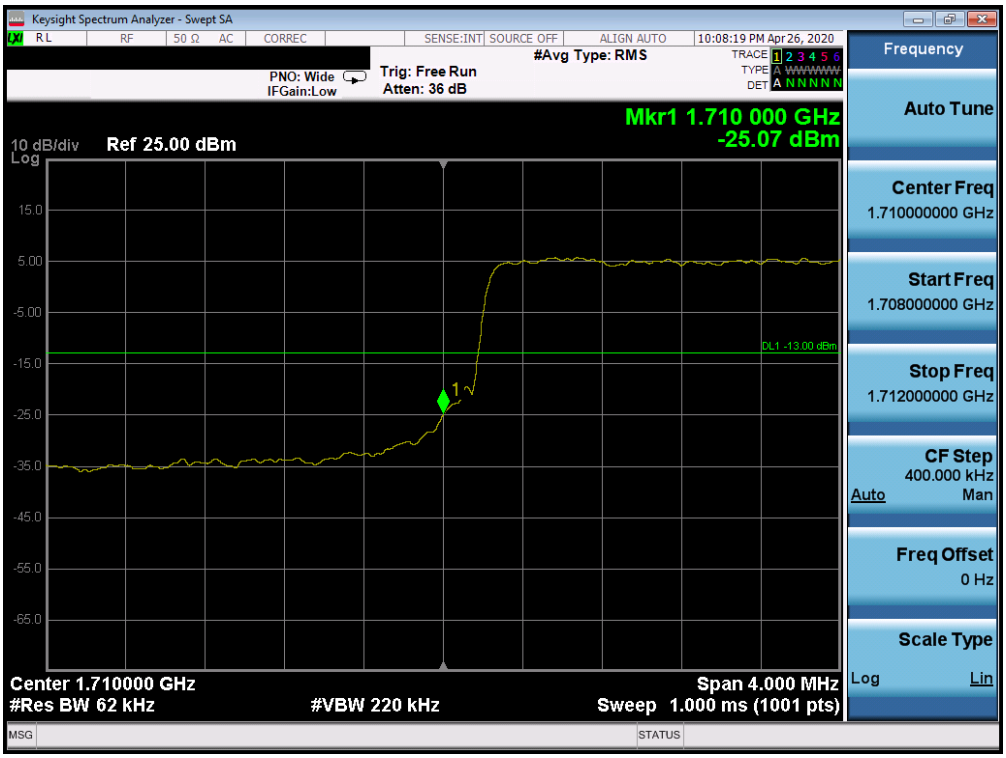

Plot 7-492. Lower 5G sub6 Band Edge Plot (5G sub6 n66 - 5.0MHz QPSK - Full RB Configuration)

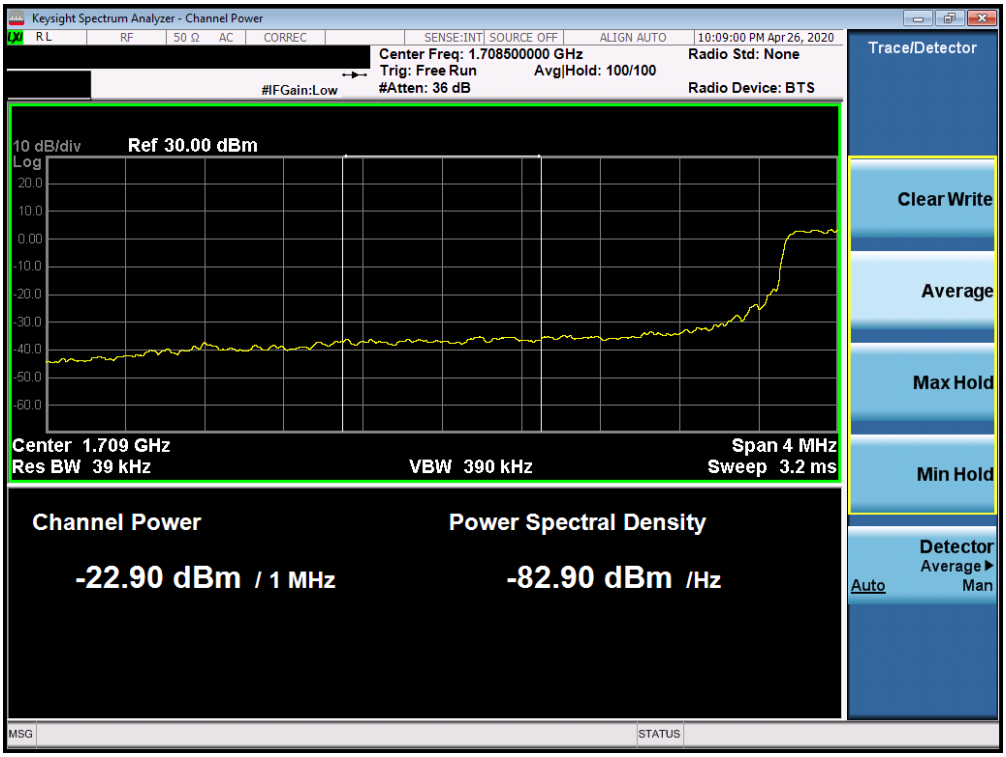

Plot 7-493. Lower Extended 5G sub6 Band Edge Plot (5G sub6 n66 - 5.0MHz QPSK - Full RB Configuration)

© 2020 PCTEST
All rights reserved. Unless otherwise specified, no part of this report may be reproduced or utilized in any part, form or by any means, electronic or mechanical, including photocopying and microfilm, without permission in writing from PCTEST. If you have any questions about this international copyright or have an enquiry about obtaining additional rights to this report or assembly of contents thereof, please contact INFO@PCTEST.COM.

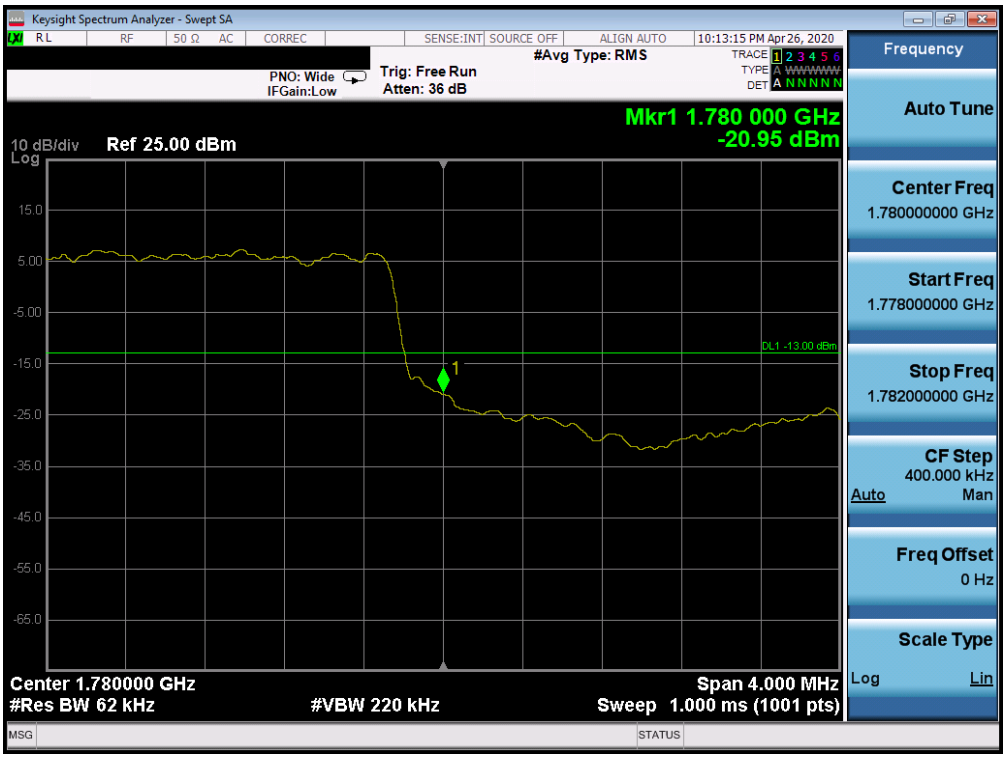

Plot 7-494. Upper 5G sub6 Band Edge Plot (5G sub6 n66 - 5.0MHz QPSK - Full RB Configuration)

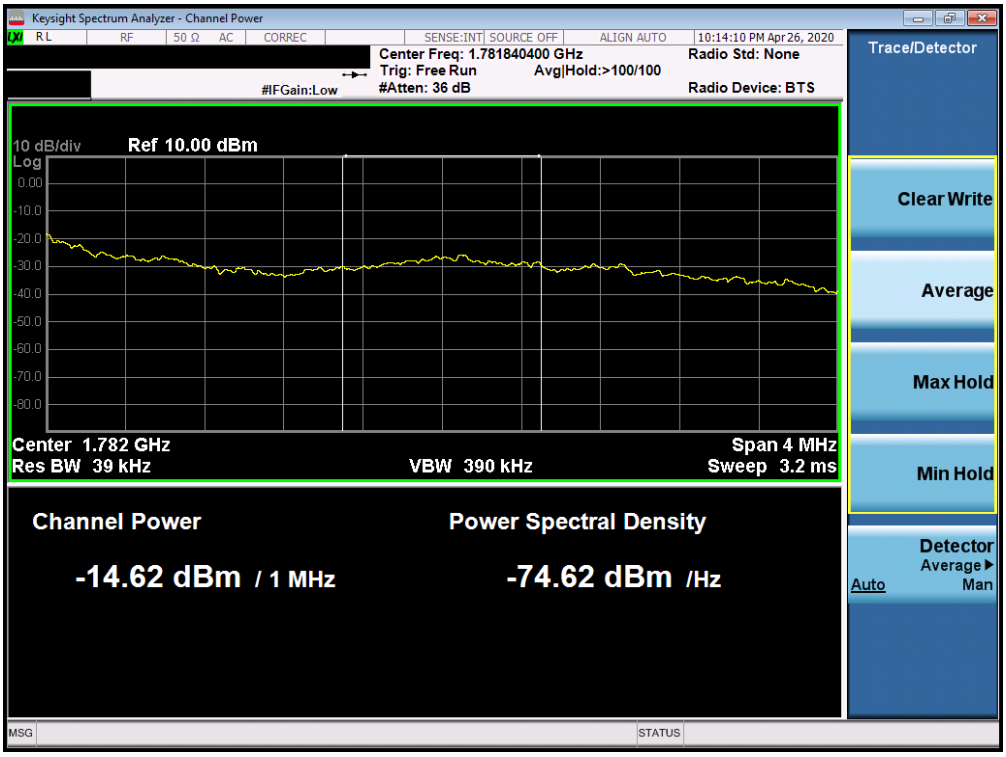

Plot 7-495. Upper Extended 5G sub6 Band Edge Plot (5G sub6 n66 - 5.0MHz QPSK - Full RB Configuration)

© 2020 PCTEST
All rights reserved. Unless otherwise specified, no part of this report may be reproduced or utilized in any part, form or by any means, electronic or mechanical, including photocopying and microfilm, without permission in writing from PCTEST. If you have any questions about this international copyright or have an enquiry about obtaining additional rights to this report or assembly of contents thereof, please contact INFO@PCTEST.COM.

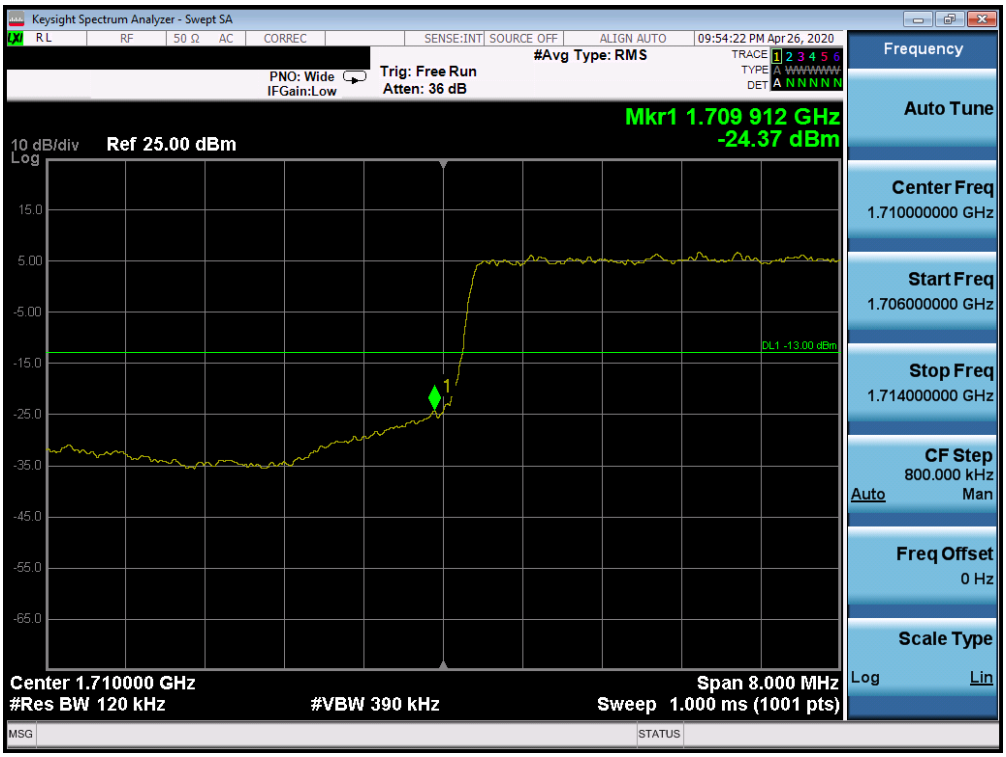

Plot 7-496. Lower 5G sub6 Band Edge Plot (5G sub6 n66 - 10.0MHz QPSK - Full RB Configuration)

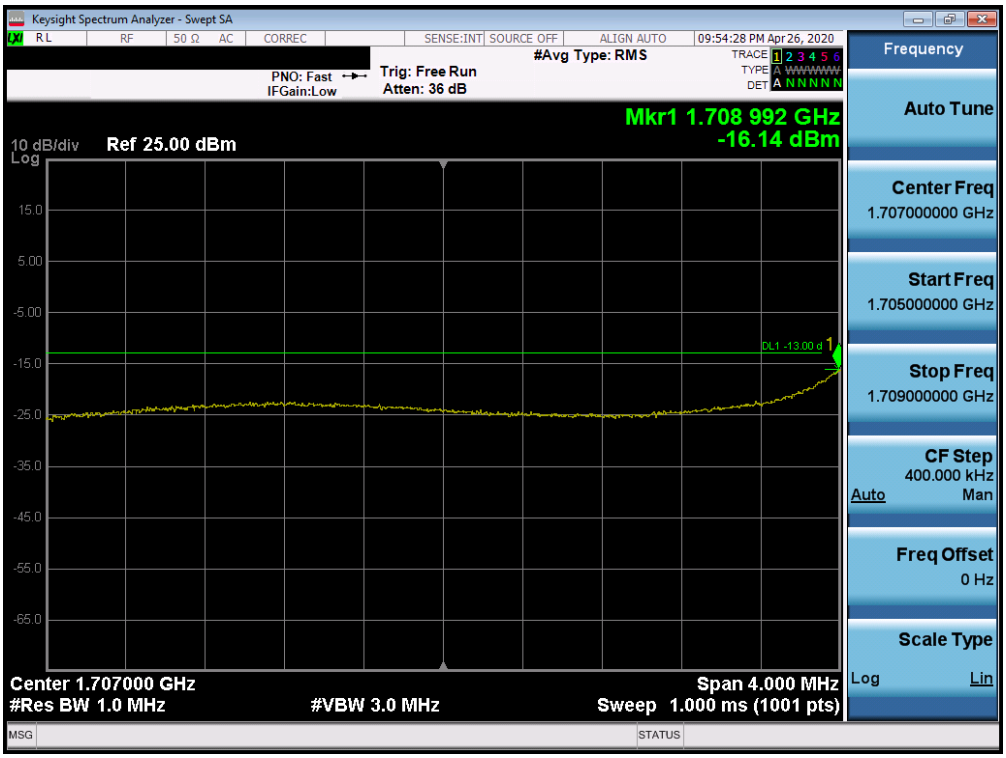

Plot 7-497. Lower Extended 5G sub6 Band Edge Plot (5G sub6 n66 - 10.0MHz QPSK - Full RB Configuration)

© 2020 PCTEST
All rights reserved. Unless otherwise specified, no part of this report may be reproduced or utilized in any part, form or by any means, electronic or mechanical, including photocopying and microfilm, without permission in writing from PCTEST. If you have any questions about this international copyright or have an enquiry about obtaining additional rights to this report or assembly of contents thereof, please contact INFO@PCTEST.COM.

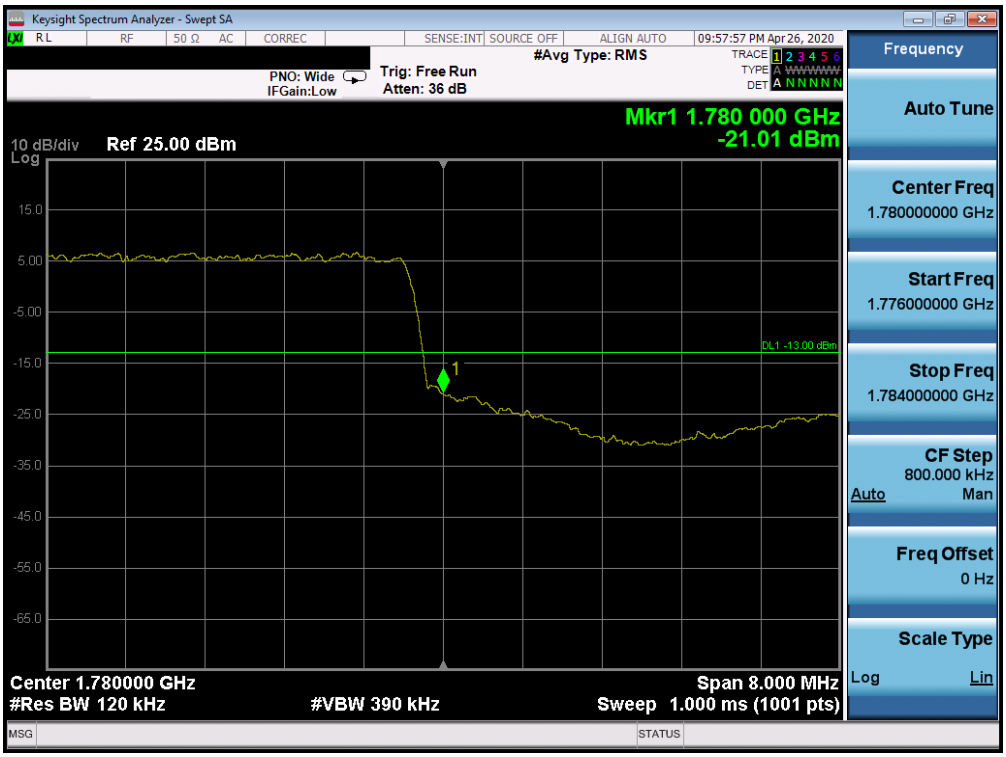

Plot 7-498. Upper 5G sub6 Band Edge Plot (5G sub6 n66 - 10.0MHz QPSK - Full RB Configuration)

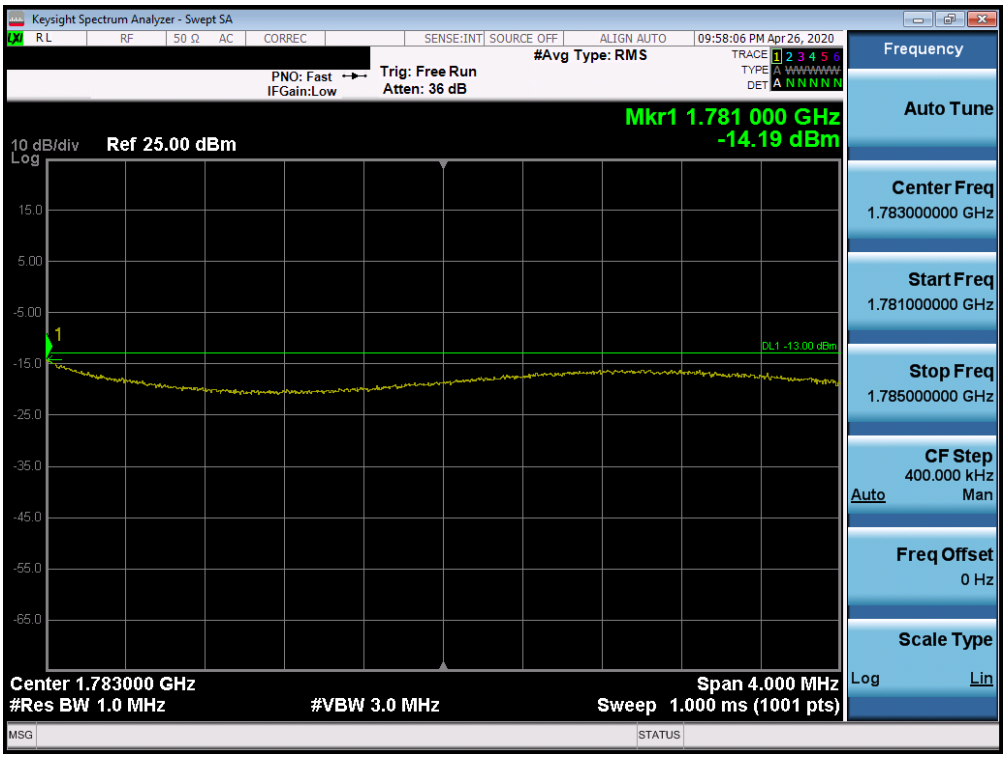

Plot 7-499. Upper Extended 5G sub6 Band Edge Plot (5G sub6 n66 - 10.0MHz QPSK - Full RB Configuration)

© 2020 PCTEST
All rights reserved. Unless otherwise specified, no part of this report may be reproduced or utilized in any part, form or by any means, electronic or mechanical, including photocopying and microfilm, without permission in writing from PCTEST. If you have any questions about this international copyright or have an enquiry about obtaining additional rights to this report or assembly of contents thereof, please contact INFO@PCTEST.COM.

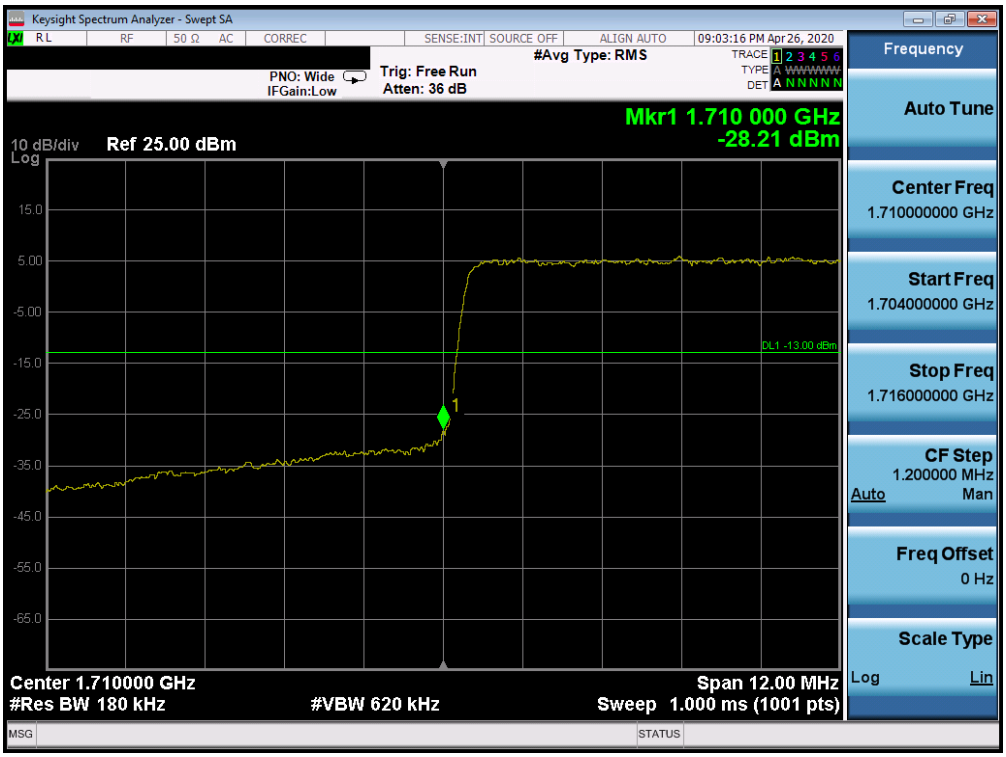

Plot 7-500. Lower 5G sub6 Band Edge Plot (5G sub6 n66 - 15.0MHz QPSK - Full RB Configuration)

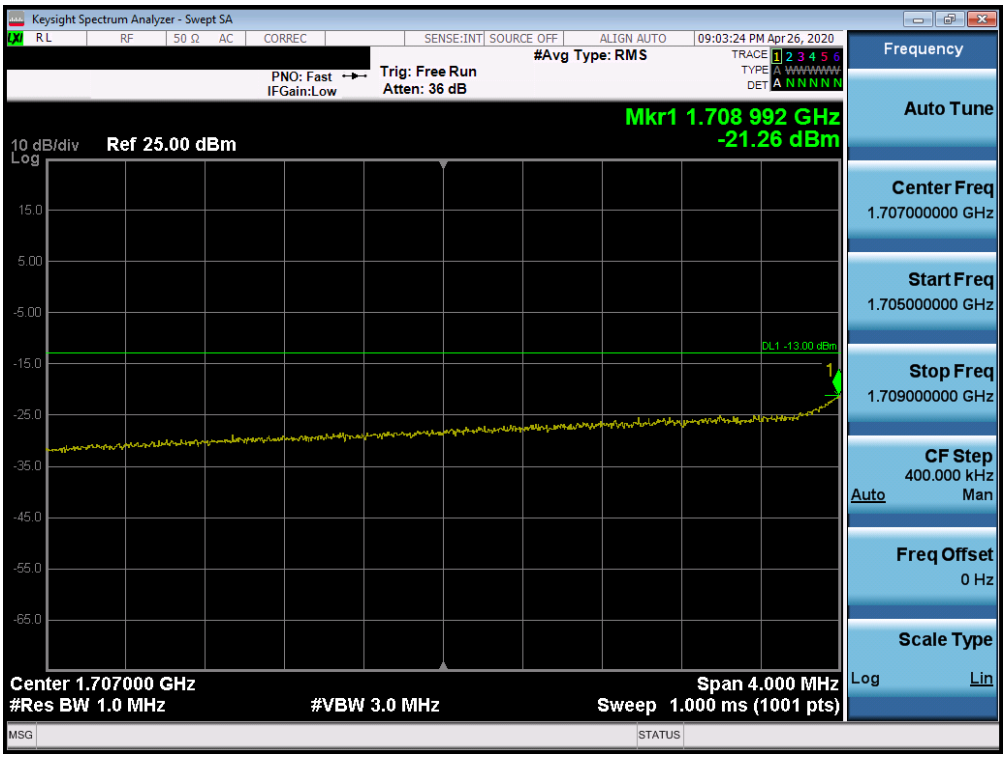

Plot 7-501. Lower Extended 5G sub6 Band Edge Plot (5G sub6 n66 - 15.0MHz QPSK - Full RB Configuration)

© 2020 PCTEST
All rights reserved. Unless otherwise specified, no part of this report may be reproduced or utilized in any part, form or by any means, electronic or mechanical, including photocopying and microfilm, without permission in writing from PCTEST. If you have any questions about this international copyright or have an enquiry about obtaining additional rights to this report or assembly of contents thereof, please contact INFO@PCTEST.COM.

Plot 7-502. Upper 5G sub6 Band Edge Plot (5G sub6 n66 - 15.0MHz QPSK - Full RB Configuration)

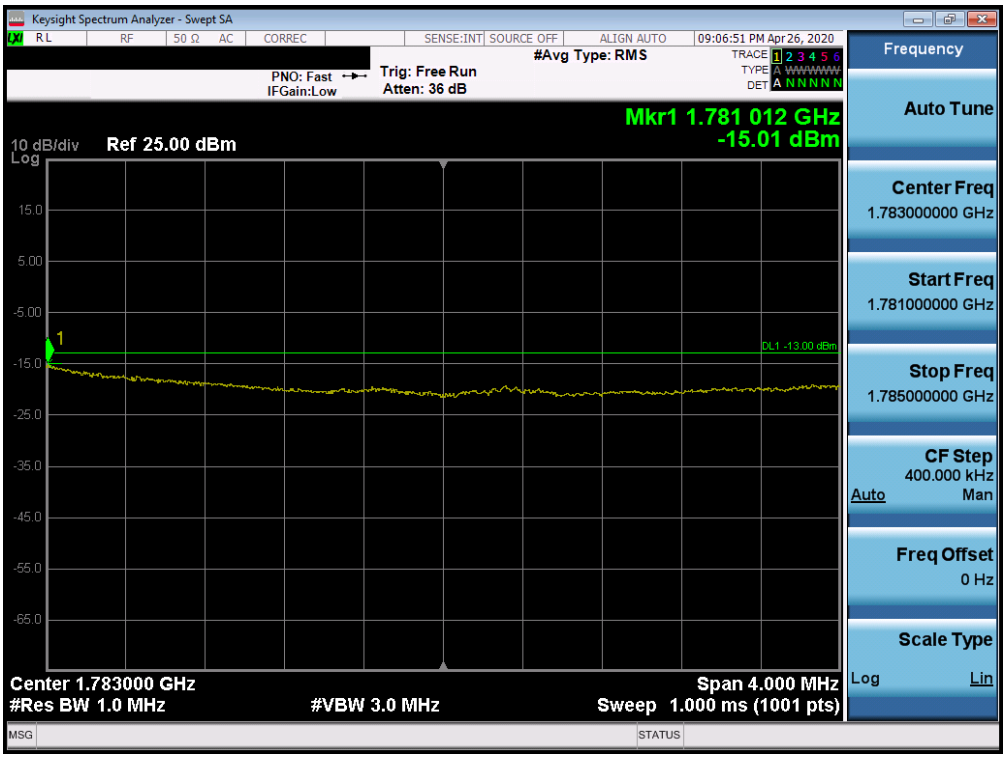

Plot 7-503. Upper Extended 5G sub6 Band Edge Plot (5G sub6 n66 - 15.0MHz QPSK - Full RB Configuration)

© 2020 PCTEST
All rights reserved. Unless otherwise specified, no part of this report may be reproduced or utilized in any part, form or by any means, electronic or mechanical, including photocopying and microfilm, without permission in writing from PCTEST. If you have any questions about this international copyright or have an enquiry about obtaining additional rights to this report or assembly of contents thereof, please contact INFO@PCTEST.COM.