MID CHANNEL DATA

TRACE MARKERS

Marker	Frequency (GHz)	Meter Reading (dBuV)	Det	AF T345 (dB/m)	Amp/Cbl/Fltr /Pad (dB)	Corrected Reading (dBuV/m)	Avg Limit (dBuV/m)	Margin (dB)	Peak Limit (dBuV/m)	PK Margin (dB)	UNII Non-Restricted (dBuV/m)	PK Margin (dB)	Azimuth (Degs)	Height (cm)	Polarity
2	* 3.874	33.61	Pk	33.5	-32.7	34.41	-	-	74	-39.59	-	-	0-360	102	H
5	* 8.201	31.73	Pk	35.7	-29	38.43	-	-	74	-35.57	-	-	0-360	101	V
6	* 11.626	28	Pk	38.4	-24.6	41.8	-	-	74	-32.2	-	-	0-360	101	V
1	1.43	34.68	Pk	29.1	-35	28.78	-	-	-	-	68.2	-39.42	0-360	199	H
4	7.066	36.91	Pk	35.8	-29.9	42.81	-	-	-	-	68.2	-25.39	0-360	101	V
3	7.067	38.69	Pk	35.8	-29.9	44.59	-	-	-	-	68.2	-23.61	0-360	101	H

PK - Peak detector

RADIATED EMISSIONS

Frequency (GHz)	Meter Reading (dBuV)	Det	AF T345 (dB/m)	Amp/Cbl/Fltr/Pad (dB)	DC Corr (dB)	Corrected Reading (dBuV/m)	Avg Limit (dBuV/m)	Margin (dB)	Peak Limit (dBuV/m)	PK Margin (dB)	UNII Non-Restricted (dBuV/m)	PK Margin (dB)	Azimuth (Degs)	Height (cm)	Polarity
* 3.874	42.38	PK-U	33.5	-32.7	0	43.18	-	-	74	-30.82	-	-	360	101	H
* 3.876	31.17	ADR	33.5	-32.6	0.09	32.16	54	-21.84	-	-	-	-	360	101	H
* 8.199	39.53	PK-U	35.7	-29	0	46.23	-	-	74	-27.77	-	-	319	171	H
* 8.2	28.23	ADR	35.7	-29	0.09	35.02	54	-18.98	-	-	-	-	319	171	H
* 11.626	35.4	PK-U	38.4	-24.6	0	49.2	-	-	74	-24.8	-	-	319	171	H
* 11.627	24.53	ADR	38.4	-24.6	0.09	38.42	54	-15.58	-	-	-	-	319	171	H
1.431	43.5	PK-U	29.1	-35	0	37.6	-	-	-	-	68.2	-30.6	360	101	H
1.431	32.03	ADR	29.1	-35	0.09	26.22	-	-	-	-	-	-	360	101	H
7.067	43.22	PK-U	35.8	-29.9	0	49.12	-	-	-	-	68.2	-19.08	217	117	H
7.067	36.8	ADR	35.8	-29.9	0.09	42.79	-	-	-	-	-	-	217	117	H
7.067	43.75	PK-U	35.8	-29.9	0	49.65	-	-	-	-	68.2	-18.55	319	171	H
7.067	37.82	ADR	35.8	-29.9	0.09	43.81	-	-	-	-	-	-	319	171	H

UL VERIFICATION SERVICES INC. FORM NO: CCSUP4701H
47173 BENICIA STREET, FREMONT, CA 94538, USA TEL: (510) 771-1000 FAX: (510) 661-0888

This report shall not be reproduced except in full, without the written approval of UL Verification Services Inc.

HIGH CHANNEL HORIZONTAL

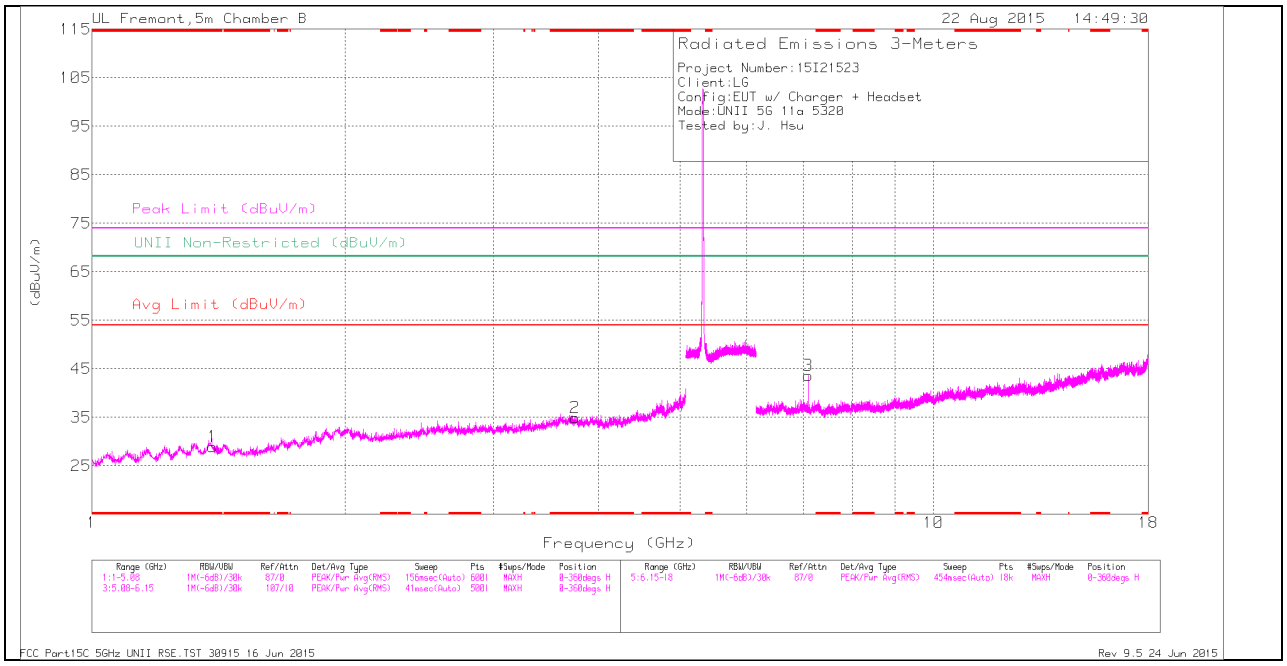

Note: Emission was scanned up to 40GHz; No emissions were detected above the noise floor which was at least 20dB below the specification limit.

This report shall not be reproduced except in full, without the written approval of UL Verification Services Inc.

HIGH CHANNEL VERTICAL

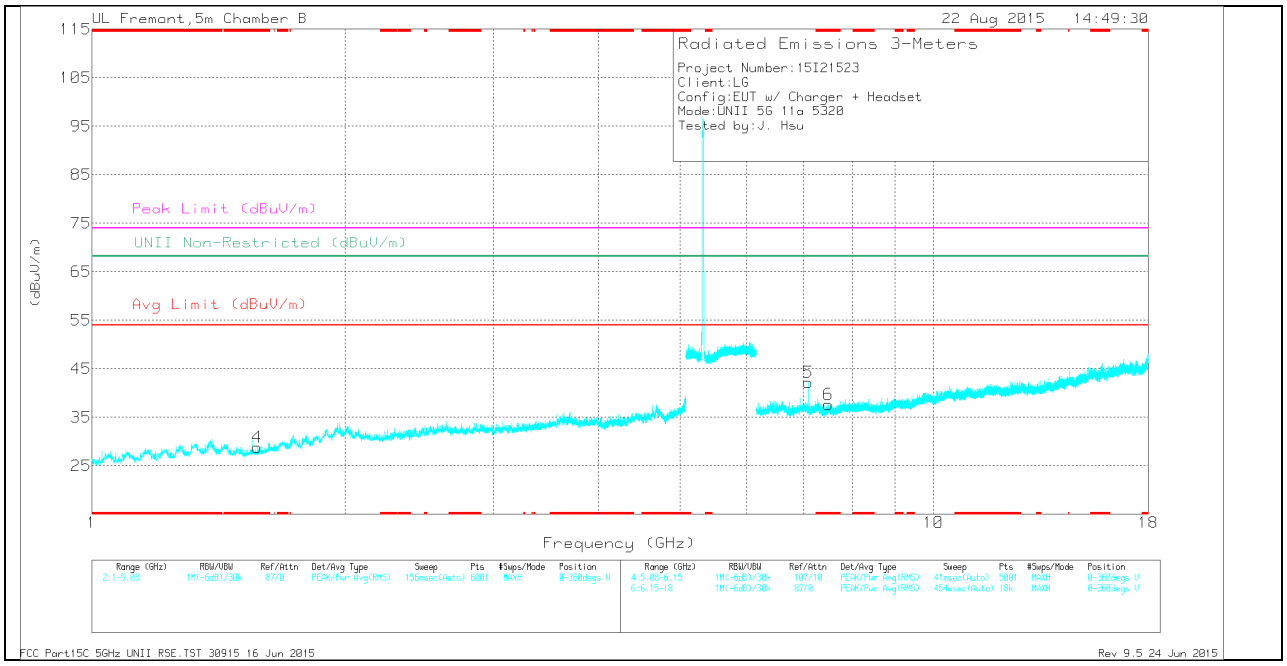

Note: Emission was scanned up to 40GHz; No emissions were detected above the noise floor which was at least 20dB below the specification limit.

This report shall not be reproduced except in full, without the written approval of UL Verification Services Inc.

HIGH CHANNEL DATA

TRACE MARKERS

Marker	Frequency (GHz)	Meter Reading (dBuV)	Det	AF T345 (dB/m)	Amp/Cbl/Fltr /Pad (dB)	Corrected Reading (dBuV/m)	Avg Limit (dBuV/m)	Margin (dB)	Peak Limit (dBuV/m)	PK Margin (dB)	UNII Non-Restricted (dBuV/m)	PK Margin (dB)	Azimuth (Degs)	Height (cm)	Polarity
1	* 1.39	34.27	Pk	29.4	-34.7	28.97	-	-	74	-45.03	-	-	0-360	199	H
2	* 3.754	34.04	Pk	33.5	-32.6	34.94	-	-	74	-39.06	-	-	0-360	199	H
4	* 1.571	35.5	Pk	28.7	-35.4	28.8	-	-	74	-45.2	-	-	0-360	101	V
6	* 7.499	31.35	Pk	35.3	-29	37.65	-	-	74	-36.35	-	-	0-360	101	V
3	7.093	38.36	Pk	35.6	-30.3	43.66	-	-	-	-	68.2	-24.54	0-360	101	H
5	7.093	36.91	Pk	35.6	-30.3	42.21	-	-	-	-	68.2	-25.99	0-360	101	V

PK - Peak detector

RADIATED EMISSIONS

Frequency (GHz)	Meter Reading (dBuV)	Det	AF T345 (dB/m)	Amp/Cbl/Fltr/Pad (dB)	DC Corr (dB)	Corrected Reading (dBuV/m)	Avg Limit (dBuV/m)	Margin (dB)	Peak Limit (dBuV/m)	PK Margin (dB)	UNII Non-Restricted (dBuV/m)	PK Margin (dB)	Azimuth (Degs)	Height (cm)	Polarity
* 1.39	43.39	PK-U	29.4	-34.7	0	38.09	-	-	74	-35.91	-	-	359	101	H
* 1.389	31.92	ADR	29.4	-34.8	0.09	26.61	54	-27.39	-	-	-	-	359	101	H
* 3.754	41.96	PK-U	33.5	-32.6	0	42.86	-	-	74	-31.14	-	-	359	101	H
* 3.754	30.5	ADR	33.5	-32.6	0.09	31.49	54	-22.51	-	-	-	-	359	101	H
* 1.57	43.85	PK-U	28.7	-35.4	0	37.15	-	-	74	-36.85	-	-	359	101	H
* 1.57	32.08	ADR	28.7	-35.4	0.09	25.47	54	-28.53	-	-	-	-	359	101	H
* 7.5	39.55	PK-U	35.3	-29	0	45.85	-	-	74	-28.15	-	-	316	103	H
* 7.5	28.17	ADR	35.3	-29	0.09	34.56	54	-19.44	-	-	-	-	316	103	H
7.093	43.96	PK-U	35.6	-30.3	0	49.26	-	-	-	-	68.2	-18.94	314	156	H
7.093	37.06	ADR	35.6	-30.3	0.09	42.45	-	-	-	-	-	-	314	156	H
7.093	38.15	ADR	35.6	-30.3	0.09	43.54	-	-	-	-	-	-	316	103	H
7.094	44.42	PK-U	35.6	-30.3	0	49.72	-	-	-	-	68.2	-18.48	316	103	H

UL VERIFICATION SERVICES INC. FORM NO: CCSUP4701H
47173 BENICIA STREET, FREMONT, CA 94538, USA TEL: (510) 771-1000 FAX: (510) 661-0888

This report shall not be reproduced except in full, without the written approval of UL Verification Services Inc.

11.1.2. TX ABOVE 1 GHz 802.11n HT20 MODE IN THE 5.3 GHz BAND

AUTHORIZED BANDEDGE (HIGH CHANNEL)

HORIZONTAL PEAK AND AVERAGE PLOT

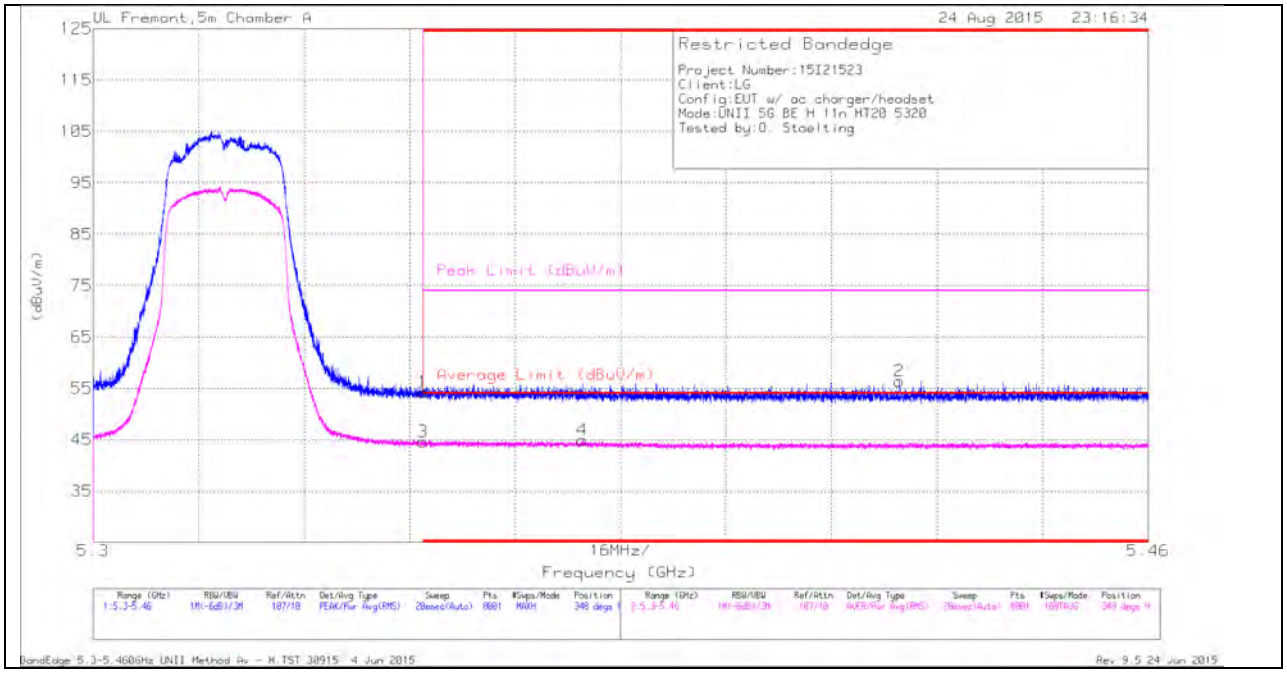

HORIZONTAL DATA

Marker	Frequency (GHz)	Meter Reading (dBuV)	Det	AF T136 (dB/m)	Amp/Cbl/Flt r/Pad (dB)	DC Corr (dB)	Corrected Reading (dBuV/m)	Average Limit (dBuV/m)	Margin (dB)	Peak Limit (dBuV/m)	PK Margin (dB)	Azimuth (Degs)	Height (cm)	Polarity
1	* 5.35	39.86	Pk	34.6	-20.2	0	54.26	-	-	74	-19.74	348	128	H
2	* 5.422	41.9	Pk	34.6	-20.1	0	56.4	-	-	74	-17.6	348	128	H
3	* 5.35	30.2	RMS	34.6	-20.2	0	44.6	54	-9.4	-	-	348	128	H
4	* 5.374	30.43	RMS	34.6	-20.1	0	44.93	54	-9.07	-	-	348	128	H

UL VERIFICATION SERVICES INC. FORM NO: CCSUP4701H
47173 BENICIA STREET, FREMONT, CA 94538, USA TEL: (510) 771-1000 FAX: (510) 661-0888

This report shall not be reproduced except in full, without the written approval of UL Verification Services Inc.

VERTICAL PEAK AND AVERAGE PLOT

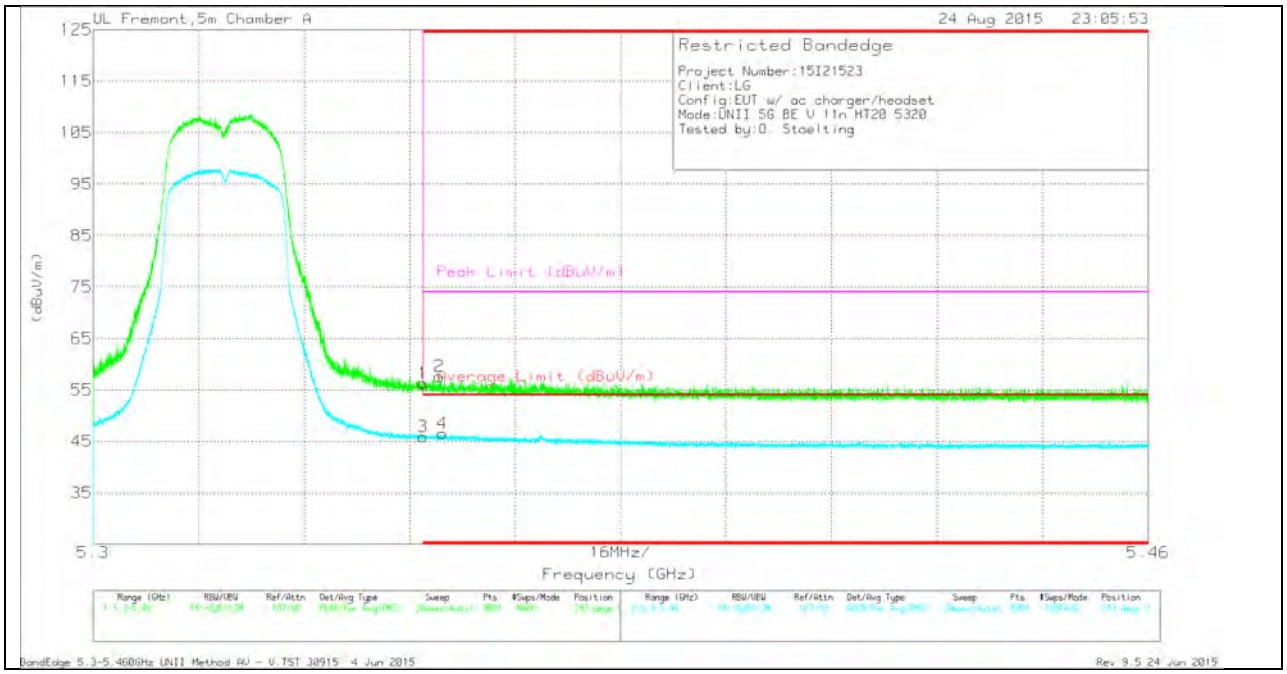

VERTICAL DATA

Marker	Frequency (GHz)	Meter Reading (dBuV)	Det	AF T136 (dB/m)	Amp/Cbl/Flt r/Pad (dB)	DC Corr (dB)	Corrected Reading (dBuV/m)	Average Limit (dBuV/m)	Margin (dB)	Peak Limit (dBuV/m)	PK Margin (dB)	Azimuth (Degs)	Height (cm)	Polarity
1	* 5.35	41.93	Pk	34.6	-20.2	0	56.33	-	-	74	-17.67	243	103	V
2	* 5.353	43.11	Pk	34.6	-20.1	0	57.61	-	-	74	-16.39	243	103	V
3	* 5.35	31.53	RMS	34.6	-20.2	0	45.93	54	-8.07	-	-	243	103	V
4	* 5.353	32.03	RMS	34.6	-20.1	0	46.53	54	-7.47	-	-	243	103	V

This report shall not be reproduced except in full, without the written approval of UL Verification Services Inc.

HARMONICS AND SPURIOUS EMISSIONS

LOW CHANNEL HORIZONTAL

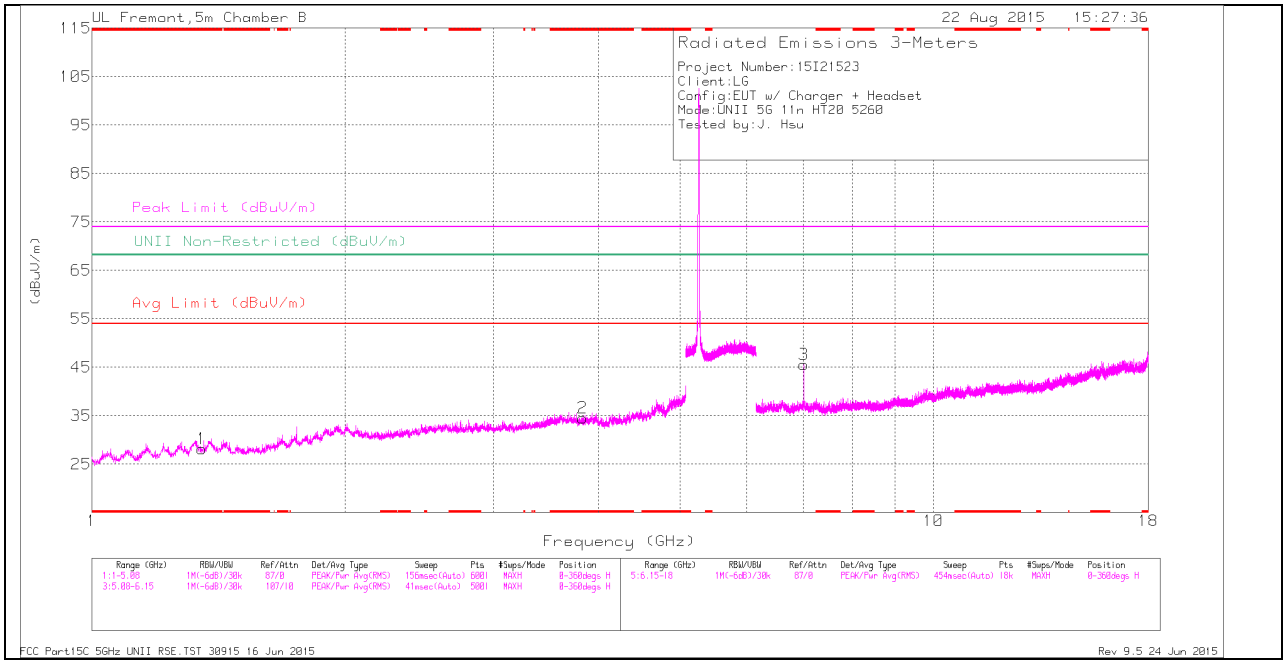

Note: Emission was scanned up to 40GHz; No emissions were detected above the noise floor which was at least 20dB below the specification limit.

This report shall not be reproduced except in full, without the written approval of UL Verification Services Inc.

LOW CHANNEL VERTICAL

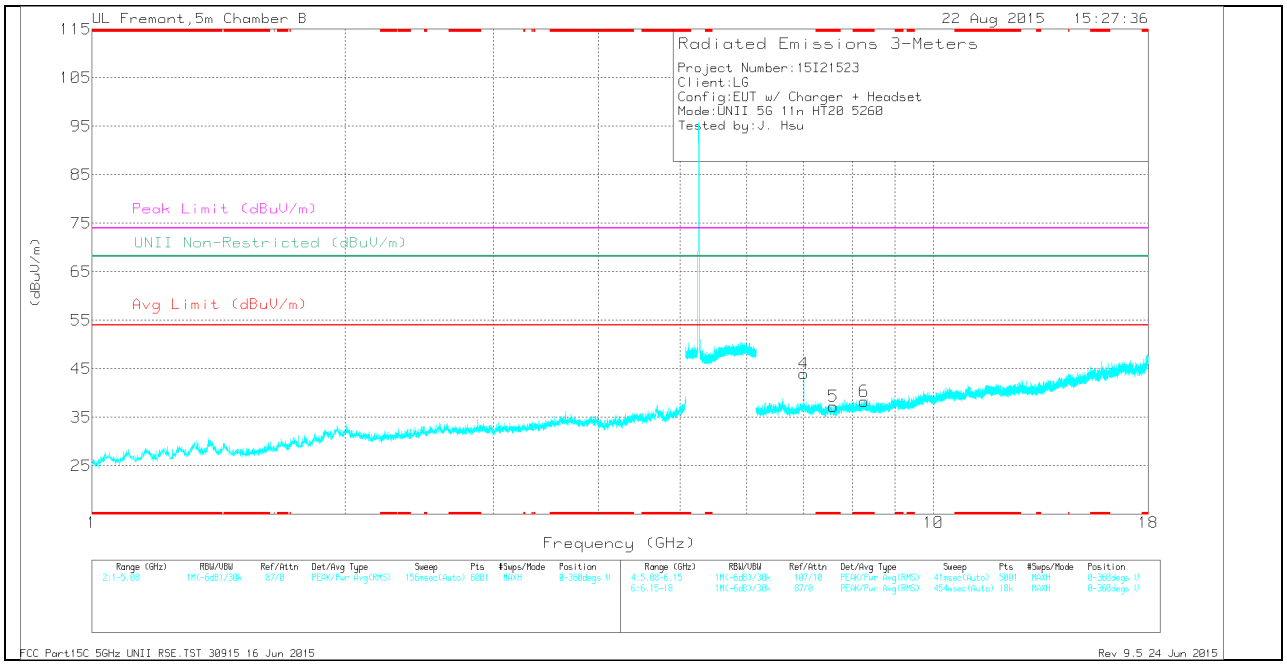

Note: Emission was scanned up to 40GHz; No emissions were detected above the noise floor which was at least 20dB below the specification limit.

This report shall not be reproduced except in full, without the written approval of UL Verification Services Inc.

LOW CHANNEL DATA

TRACE MARKERS

Marker	Frequency (GHz)	Meter Reading (dBuV)	Det	AF T345 (dB/m)	Amp/Cbl/Fltr /Pad (dB)	Corrected Reading (dBuV/m)	Avg Limit (dBuV/m)	Margin (dB)	Peak Limit (dBuV/m)	PK Margin (dB)	UNII Non-Restricted (dBuV/m)	PK Margin (dB)	Azimuth (Degs)	Height (cm)	Polarity
1	* 1.35	33.78	Pk	29.4	-35	28.18	-	-	74	-45.82	-	-	0-360	101	H
2	* 3.829	34.11	Pk	33.4	-33	34.51	-	-	74	-39.49	-	-	0-360	199	H
5	* 7.602	31.23	Pk	35.4	-29.4	37.23	-	-	74	-36.77	-	-	0-360	199	V
6	* 8.268	30.87	Pk	35.7	-28.3	38.27	-	-	74	-35.73	-	-	0-360	199	V
3	7.014	39.25	Pk	36	-29.7	45.55	-	-	-	-	68.2	-22.65	0-360	199	H
4	7.014	37.73	Pk	36	-29.7	44.03	-	-	-	-	68.2	-24.17	0-360	101	V

PK - Peak detector

RADIATED EMISSIONS

Frequency (GHz)	Meter Reading (dBuV)	Det	AF T345 (dB/m)	Amp/Cbl/Fltr/Pad (dB)	Corrected Reading (dBuV/m)	Avg Limit (dBuV/m)	Margin (dB)	Peak Limit (dBuV/m)	PK Margin (dB)	UNII Non-Restricted (dBuV/m)	PK Margin (dB)	Azimuth (Degs)	Height (cm)	Polarity
* 1.351	42.68	PK-U	29.4	-35	37.08	-	-	74	-36.92	-	-	359	101	H
* 1.348	30.75	ADR	29.4	-35	25.15	54	-28.85	-	-	-	-	359	101	H
* 3.831	42.66	PK-U	33.4	-33	43.06	-	-	74	-30.94	-	-	359	101	H
* 3.831	31.17	ADR	33.4	-33	31.57	54	-22.43	-	-	-	-	359	101	H
* 7.603	38.98	PK-U	35.4	-29.4	44.98	-	-	74	-29.02	-	-	328	119	H
* 7.602	27.98	ADR	35.4	-29.4	33.98	54	-20.02	-	-	-	-	328	119	H
* 8.269	39.46	PK-U	35.7	-28.3	46.86	-	-	74	-27.14	-	-	328	119	H
* 8.267	27.92	ADR	35.7	-28.3	35.32	54	-18.68	-	-	-	-	328	119	H
7.013	38.89	ADR	36	-29.7	45.19	-	-	-	-	-	-	321	270	H
7.013	44.49	PK-U	36	-29.7	50.79	-	-	-	-	68.2	-17.41	328	119	H
7.013	39.07	ADR	36	-29.7	45.37	-	-	-	-	-	-	328	119	H
7.014	44.3	PK-U	36	-29.7	50.6	-	-	-	-	68.2	-17.6	321	270	H

UL VERIFICATION SERVICES INC. FORM NO: CCSUP4701H
47173 BENICIA STREET, FREMONT, CA 94538, USA TEL: (510) 771-1000 FAX: (510) 661-0888

This report shall not be reproduced except in full, without the written approval of UL Verification Services Inc.

MID CHANNEL HORIZONTAL

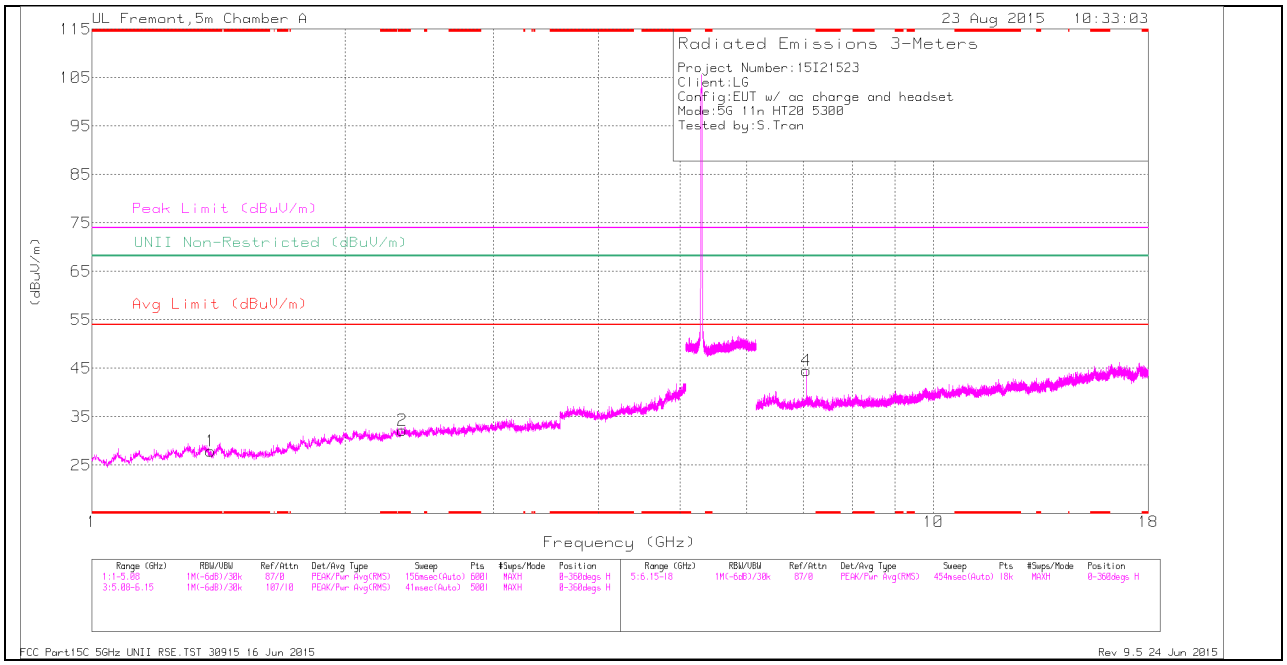

Note: Emission was scanned up to 40GHz; No emissions were detected above the noise floor which was at least 20dB below the specification limit.

This report shall not be reproduced except in full, without the written approval of UL Verification Services Inc.

MID CHANNEL VERTICAL

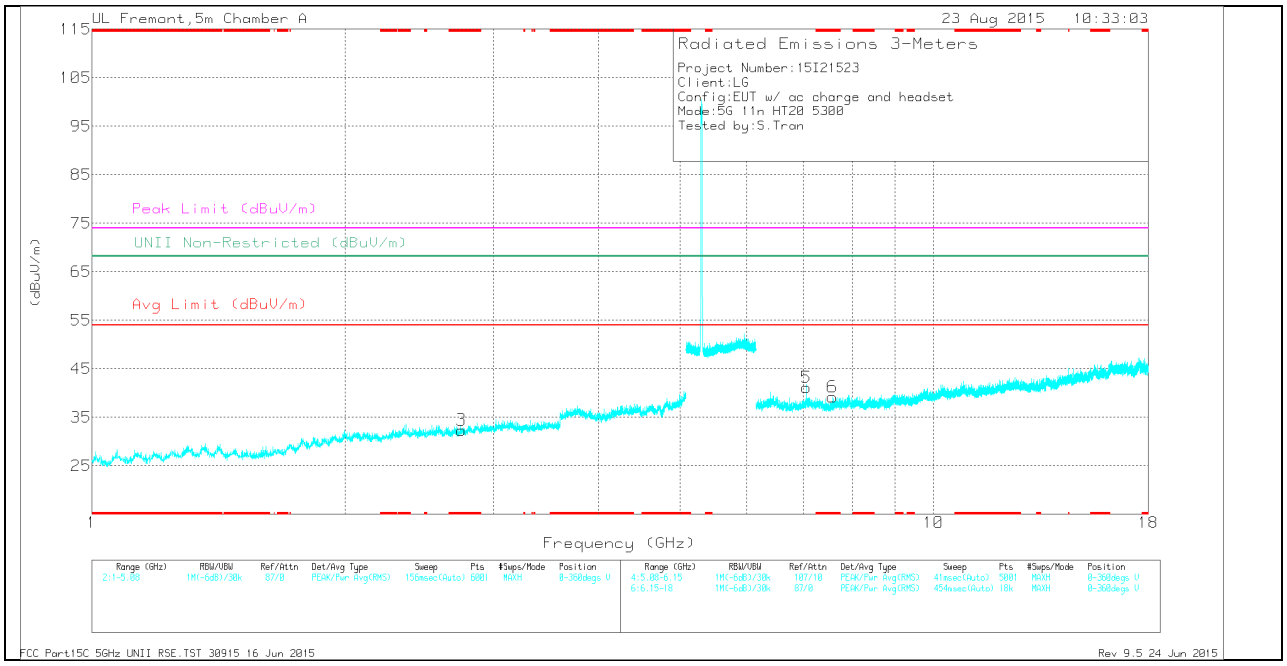

Note: Emission was scanned up to 40GHz; No emissions were detected above the noise floor which was at least 20dB below the specification limit.

This report shall not be reproduced except in full, without the written approval of UL Verification Services Inc.

MID CHANNEL DATA

TRACE MARKERS

Marker	Frequency (GHz)	Meter Reading (dBuV)	Det	AF T136 (dB/m)	Amp/Cbl/Fltr /Pad (dB)	Corrected Reading (dBuV/m)	Avg Limit (dBuV/m)	Margin (dB)	Peak Limit (dBuV/m)	PK Margin (dB)	UNII Non-Restricted (dBuV/m)	PK Margin (dB)	Azimuth (Degs)	Height (cm)	Polarity
1	* 1.383	34.43	Pk	28.6	-35.1	27.93	-	-	74	-46.07	-	-	0-360	201	H
2	* 2.34	34.4	Pk	31.9	-34.1	32.2	-	-	74	-41.8	-	-	0-360	201	H
3	* 2.749	34.09	Pk	32.3	-34	32.39	-	-	74	-41.61	-	-	0-360	100	V
6	* 7.584	29.15	Pk	35.6	-25.6	39.15	-	-	74	-34.85	-	-	0-360	200	V
4	7.066	34.69	Pk	35.6	-25.8	44.49	-	-	-	-	68.2	-23.71	0-360	100	H
5	7.067	31.31	Pk	35.6	-25.8	41.11	-	-	-	-	68.2	-27.09	0-360	200	V

PK - Peak detector

RADIATED EMISSIONS

Frequency (GHz)	Meter Reading (dBuV)	Det	AF T136 (dB/m)	Amp/Cbl/Fltr/Pad (dB)	Corrected Reading (dBuV/m)	Avg Limit (dBuV/m)	Margin (dB)	Peak Limit (dBuV/m)	PK Margin (dB)	UNII Non-Restricted (dBuV/m)	PK Margin (dB)	Azimuth (Degs)	Height (cm)	Polarity
* 1.385	43.22	PK-U	28.6	-35.1	36.72	-	-	74	-37.28	-	-	1	202	H
* 1.383	31.42	ADR	28.6	-35.1	24.92	54	-29.08	-	-	-	-	1	202	H
* 2.339	43.82	PK-U	31.9	-34.1	41.62	-	-	74	-32.38	-	-	1	202	H
* 2.341	31.46	ADR	31.9	-34.1	29.26	54	-24.74	-	-	-	-	1	202	H
* 2.748	42.73	PK-U	32.3	-34	41.03	-	-	74	-32.97	-	-	1	100	V
* 2.749	31.5	ADR	32.3	-34	29.8	54	-24.2	-	-	-	-	1	100	V
* 7.583	36.44	PK-U	35.6	-25.6	46.44	-	-	74	-27.56	-	-	1	201	V
* 7.585	25.33	ADR	35.6	-25.6	35.33	54	-18.67	-	-	-	-	1	201	V
7.066	37.57	PK-U	35.6	-25.8	47.37	-	-	-	-	68.2	-20.83	1	201	V
7.067	38.61	PK-U	35.6	-25.8	48.41	-	-	-	-	68.2	-19.79	1	100	H
7.067	29.68	ADR	35.6	-25.8	39.48	-	-	-	-	-	-	1	100	H
7.067	28.44	ADR	35.6	-25.8	38.24	-	-	-	-	-	-	1	201	V

This report shall not be reproduced except in full, without the written approval of UL Verification Services Inc.

HIGH CHANNEL HORIZONTAL

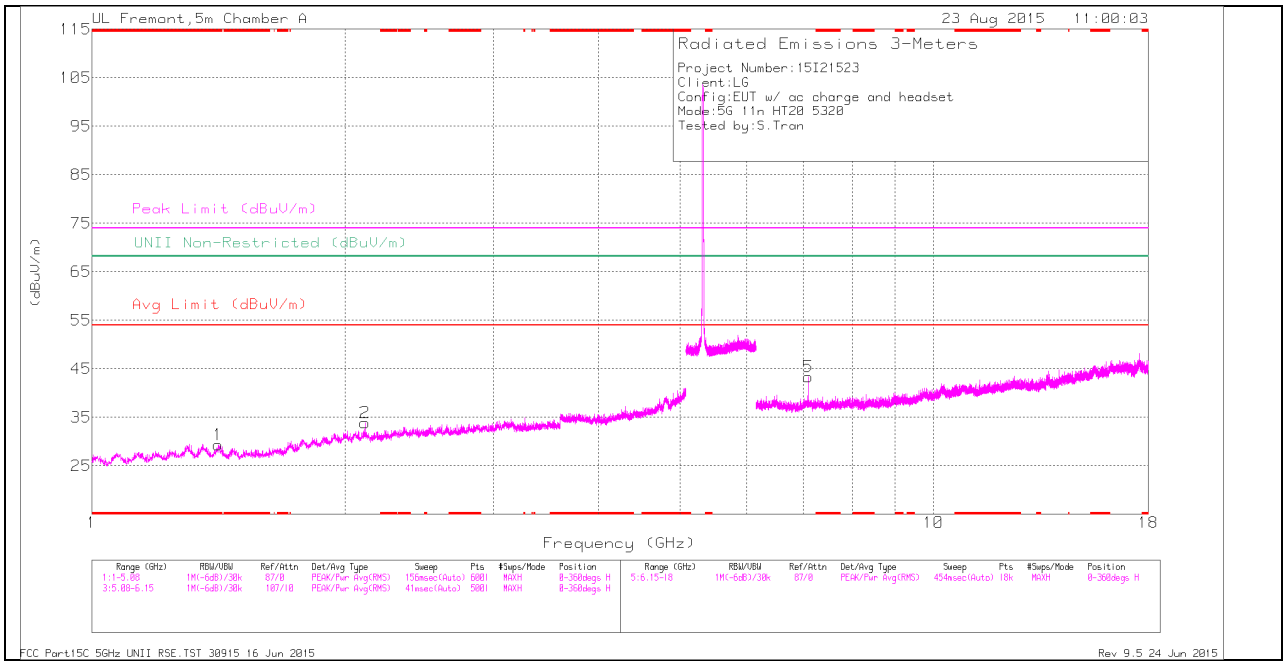

Note: Emission was scanned up to 40GHz; No emissions were detected above the noise floor which was at least 20dB below the specification limit.

This report shall not be reproduced except in full, without the written approval of UL Verification Services Inc.

HIGH CHANNEL VERTICAL

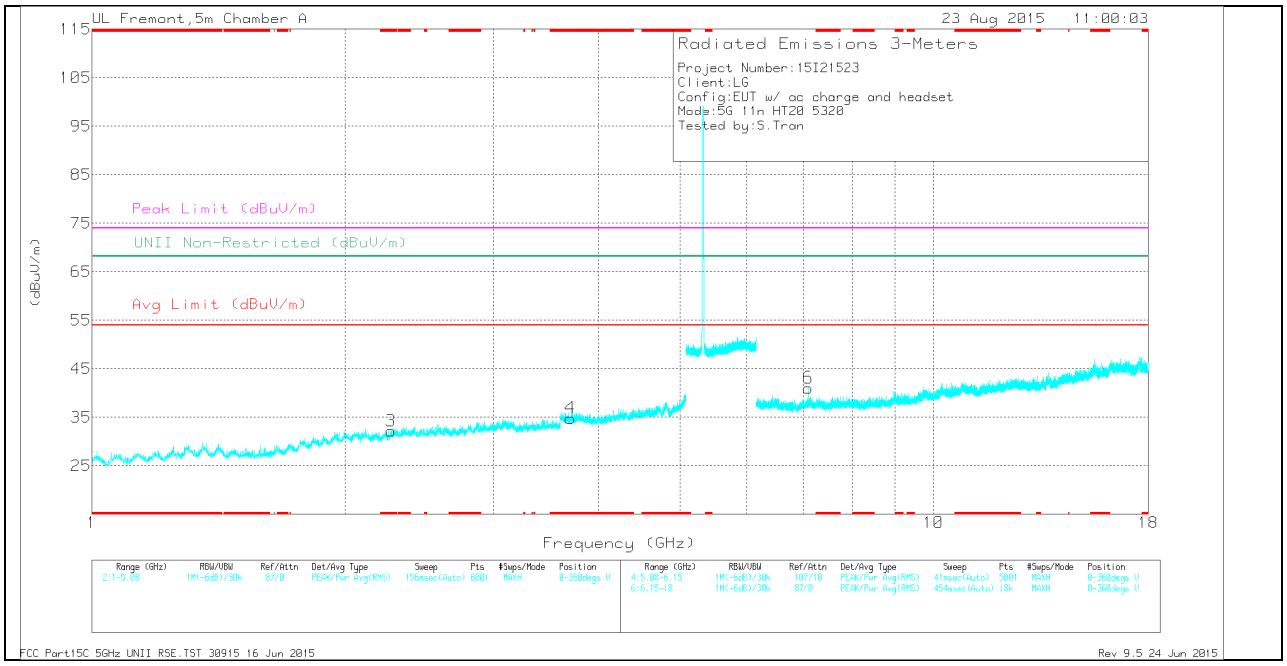

Note: Emission was scanned up to 40GHz; No emissions were detected above the noise floor which was at least 20dB below the specification limit.

This report shall not be reproduced except in full, without the written approval of UL Verification Services Inc.

HIGH CHANNEL DATA

TRACE MARKERS

Marker	Frequency (GHz)	Meter Reading (dBuV)	Det	AF T136 (dB/m)	Amp/Cbl/Fltr /Pad (dB)	Corrected Reading (dBuV/m)	Avg Limit (dBuV/m)	Margin (dB)	Peak Limit (dBuV/m)	PK Margin (dB)	UNII Non-Restricted (dBuV/m)	PK Margin (dB)	Azimuth (Degs)	Height (cm)	Polarity
1	* 1.413	35.98	Pk	28.5	-35.1	29.38	-	-	74	-44.62	-	-	0-360	100	H
3	* 2.265	35.25	Pk	31.7	-34.7	32.25	-	-	74	-41.75	-	-	0-360	200	V
4	* 3.703	34.36	Pk	33.2	-32.7	34.86	-	-	74	-39.14	-	-	0-360	200	V
2	2.11	36.86	Pk	31.4	-34.4	33.86	-	-	-	-	68.2	-34.34	0-360	100	H
5	7.093	33.81	Pk	35.6	-26.1	43.31	-	-	-	-	68.2	-24.89	0-360	100	H
6	7.093	31.59	Pk	35.6	-26.1	41.09	-	-	-	-	68.2	-27.11	0-360	200	V

PK - Peak detector

RADIATED EMISSIONS

Frequency (GHz)	Meter Reading (dBuV)	Det	AF T136 (dB/m)	Amp/Cbl/Fltr/Pad (dB)	Corrected Reading (dBuV/m)	Avg Limit (dBuV/m)	Margin (dB)	Peak Limit (dBuV/m)	PK Margin (dB)	UNII Non-Restricted (dBuV/m)	PK Margin (dB)	Azimuth (Degs)	Height (cm)	Polarity
* 1.412	44.16	PK-U	28.5	-35.2	37.46	-	-	74	-36.54	-	-	1	101	H
* 1.413	32.62	ADR	28.5	-35.2	25.92	54	-28.08	-	-	-	-	1	101	H
* 2.263	43.44	PK-U	31.7	-34.7	40.44	-	-	74	-33.56	-	-	1	201	V
* 2.266	31.74	ADR	31.7	-34.7	28.74	54	-25.26	-	-	-	-	1	201	V
* 3.704	42.62	PK-U	33.2	-32.7	43.12	-	-	74	-30.88	-	-	1	201	V
* 3.703	31.37	ADR	33.2	-32.7	31.87	54	-22.13	-	-	-	-	1	201	V
2.111	43.37	PK-U	31.4	-34.4	40.37	-	-	-	-	68.2	-27.83	1	101	H
2.111	31.92	ADR	31.4	-34.4	28.92	-	-	-	-	-	-	1	101	H
7.093	38.71	PK-U	35.6	-26.1	48.21	-	-	-	-	68.2	-19.99	1	100	H
7.093	29.38	ADR	35.6	-26.1	38.88	-	-	-	-	-	-	1	100	H
7.093	29.37	ADR	35.6	-26.1	38.87	-	-	-	-	-	-	1	201	V
7.093	38.44	PK-U	35.6	-26.1	47.94	-	-	-	-	68.2	-20.26	1	201	V
7.093	29.59	ADR	35.6	-26.1	39.09	-	-	-	-	-	-	1	201	V
7.094	38.17	PK-U	35.6	-26.1	47.67	-	-	-	-	68.2	-20.53	1	201	V

UL VERIFICATION SERVICES INC. FORM NO: CCSUP4701H
47173 BENICIA STREET, FREMONT, CA 94538, USA TEL: (510) 771-1000 FAX: (510) 661-0888

This report shall not be reproduced except in full, without the written approval of UL Verification Services Inc.

11.1.3. TX ABOVE 1 GHz 802.11n HT40 MODE IN THE 5.3 GHz BAND AUTHORIZED BANDEDGE (HIGH CHANNEL)

HORIZONTAL PEAK AND AVERAGE PLOT

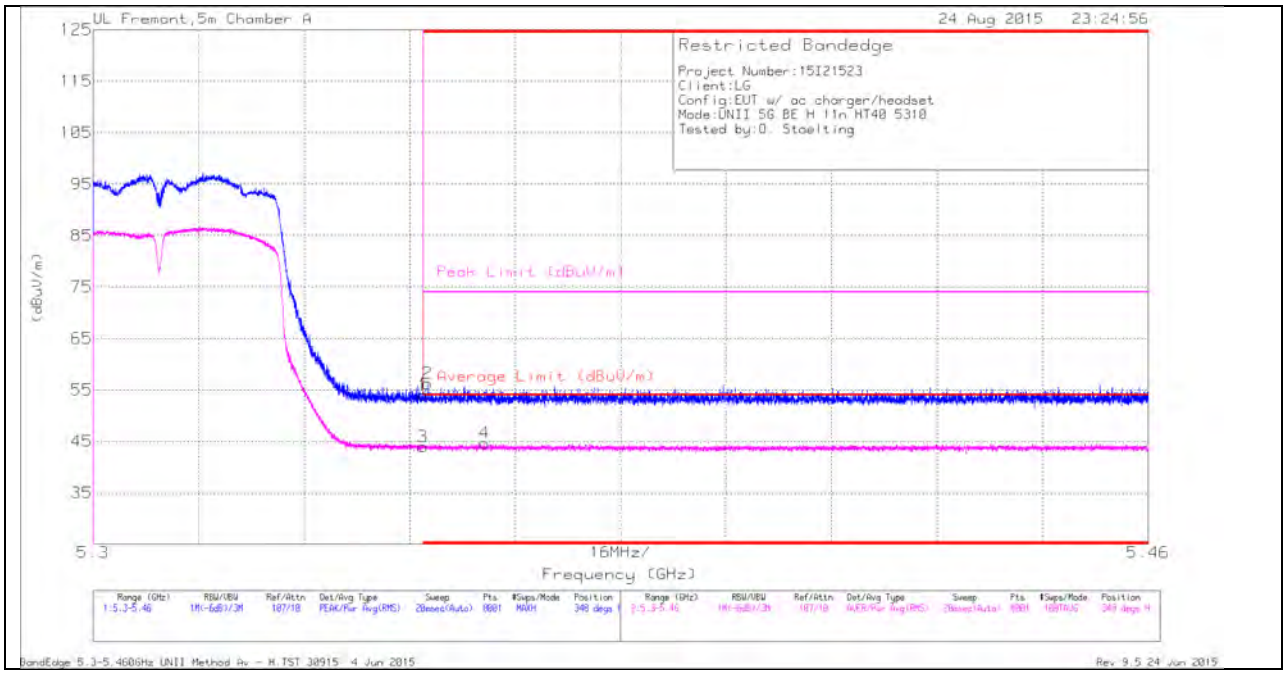

HORIZONTAL DATA

Marker	Frequency (GHz)	Meter Reading (dBuV)	Det	AF T136 (dB/m)	Amp/Cbl/Flt r/Pad (dB)	DC Corr (dB)	Corrected Reading (dBuV/m)	Average Limit (dBuV/m)	Margin (dB)	Peak Limit (dBuV/m)	PK Margin (dB)	Azimuth (Degs)	Height (cm)	Polarity
1	* 5.35	39.61	Pk	34.6	-20.2	0	54.01	-	-	74	-19.99	348	128	H
2	* 5.351	41.87	Pk	34.6	-20.2	0	56.27	-	-	74	-17.73	348	128	H
3	* 5.35	29.55	RMS	34.6	-20.2	0	43.95	54	-10.05	-	-	348	128	H
4	* 5.359	30.16	RMS	34.6	-20.1	0	44.66	54	-9.34	-	-	348	128	H

UL VERIFICATION SERVICES INC. FORM NO: CCSUP4701H
47173 BENICIA STREET, FREMONT, CA 94538, USA TEL: (510) 771-1000 FAX: (510) 661-0888
This report shall not be reproduced except in full, without the written approval of UL Verification Services Inc.

VERTICAL PEAK AND AVERAGE PLOT

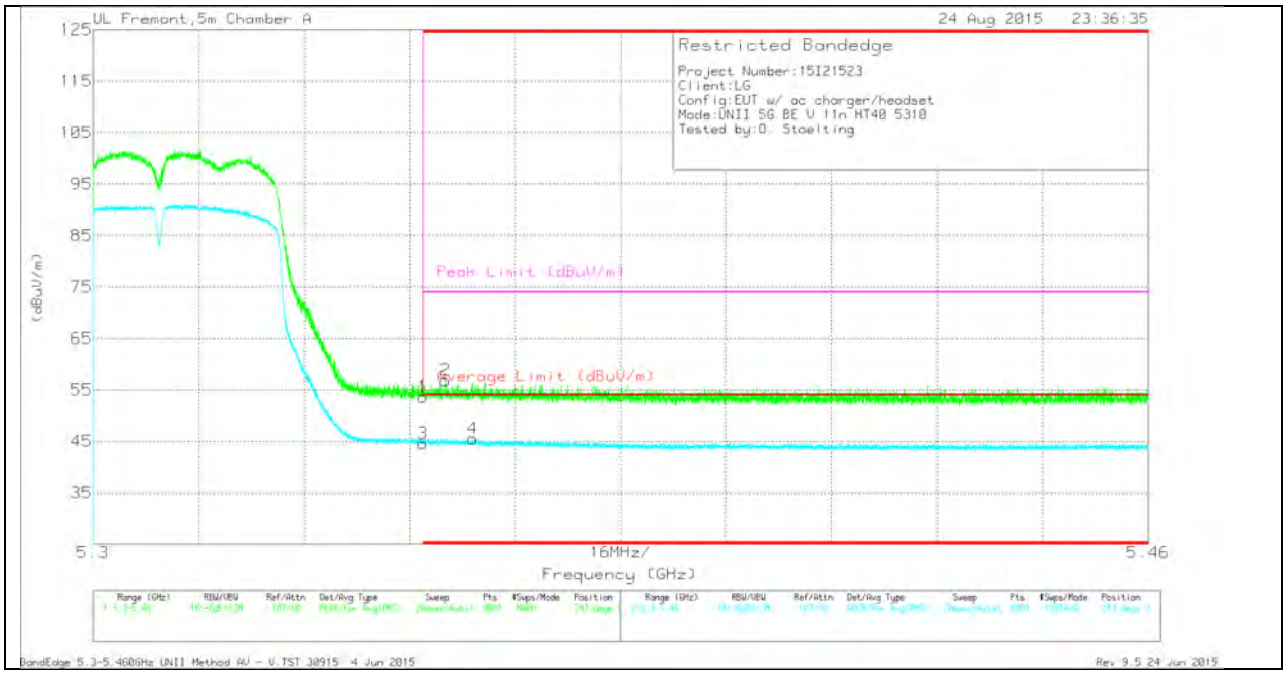

VERTICAL DATA

Marker	Frequency (GHz)	Meter Reading (dBuV)	Det	AF T136 (dB/m)	Amp/Cbl/Flt r/Pad (dB)	DC Corr (dB)	Corrected Reading (dBuV/m)	Average Limit (dBuV/m)	Margin (dB)	Peak Limit (dBuV/m)	PK Margin (dB)	Azimuth (Degs)	Height (cm)	Polarity
1	* 5.35	39.24	Pk	34.6	-20.2	0	53.64	-	-	74	-20.36	243	121	V
2	* 5.353	42.38	Pk	34.6	-20.1	0	56.88	-	-	74	-17.12	243	121	V
3	* 5.35	30.18	RMS	34.6	-20.2	0	44.58	54	-9.42	-	-	243	121	V
4	* 5.358	31.02	RMS	34.6	-20.1	0	45.52	54	-8.48	-	-	243	121	V

This report shall not be reproduced except in full, without the written approval of UL Verification Services Inc.

HARMONICS AND SPURIOUS EMISSIONS

LOW CHANNEL HORIZONTAL

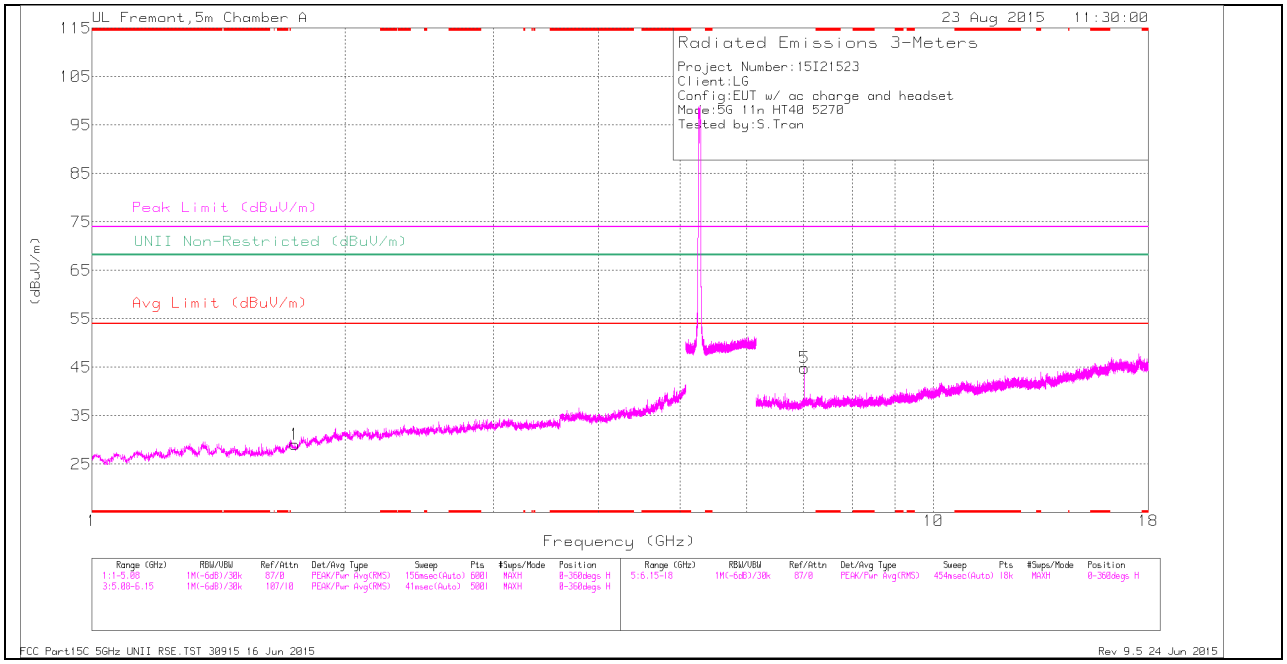

Note: Emission was scanned up to 40GHz; No emissions were detected above the noise floor which was at least 20dB below the specification limit.

This report shall not be reproduced except in full, without the written approval of UL Verification Services Inc.

LOW CHANNEL VERTICAL

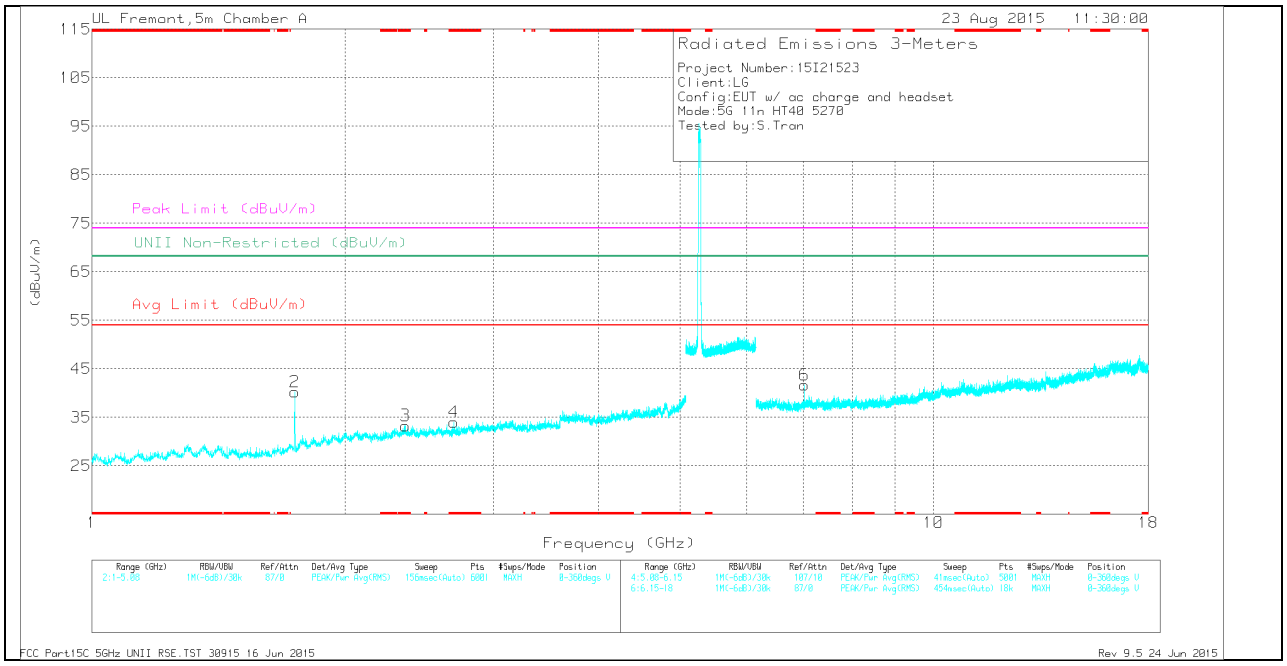

Note: Emission was scanned up to 40GHz; No emissions were detected above the noise floor which was at least 20dB below the specification limit.

This report shall not be reproduced except in full, without the written approval of UL Verification Services Inc.

LOW CHANNEL DATA

TRACE MARKERS

Marker	Frequency (GHz)	Meter Reading (dBuV)	Det	AF T136 (dB/m)	Amp/Cbl/Fltr /Pad (dB)	Corrected Reading (dBuV/m)	Avg Limit (dBuV/m)	Margin (dB)	Peak Limit (dBuV/m)	PK Margin (dB)	UNII Non-Restricted (dBuV/m)	PK Margin (dB)	Azimuth (Degs)	Height (cm)	Polarity
3	* 2.359	35.3	Pk	31.9	-33.9	33.3	-	-	74	-40.7	-	-	0-360	100	V
4	* 2.694	36.01	Pk	32.2	-34.2	34.01	-	-	74	-39.99	-	-	0-360	100	V
1	1.741	34.54	Pk	29.2	-34.7	29.04	-	-	-	-	68.2	-39.16	0-360	201	H
2	1.742	45.8	Pk	29.2	-34.7	40.3	-	-	-	-	68.2	-27.9	0-360	200	V
5	7.027	35.86	Pk	35.6	-26.6	44.86	-	-	-	-	68.2	-23.34	0-360	100	H
6	7.027	32.68	Pk	35.6	-26.6	41.68	-	-	-	-	68.2	-26.52	0-360	200	V

PK - Peak detector

RADIATED EMISSIONS

Frequency (GHz)	Meter Reading (dBuV)	Det	AF T136 (dB/m)	Amp/Cbl/Fltr/Pad (dB)	Corrected Reading (dBuV/m)	Avg Limit (dBuV/m)	Margin (dB)	Peak Limit (dBuV/m)	PK Margin (dB)	UNII Non-Restricted (dBuV/m)	PK Margin (dB)	Azimuth (Degs)	Height (cm)	Polarity
* 2.358	42.78	PK-U	31.9	-33.9	40.78	-	-	74	-33.22	-	-	1	100	V
* 2.358	31.44	ADR	31.9	-33.9	29.44	54	-24.56	-	-	-	-	1	100	V
* 2.693	43.59	PK-U	32.2	-34.2	41.59	-	-	74	-32.41	-	-	1	100	V
* 2.693	31.75	ADR	32.2	-34.2	29.75	54	-24.25	-	-	-	-	1	100	V
1.741	42.83	PK-U	29.2	-34.7	37.33	-	-	-	-	68.2	-30.87	1	202	H
1.741	31.31	ADR	29.2	-34.7	25.81	-	-	-	-	-	-	1	202	H
1.741	43.71	PK-U	29.2	-34.7	38.21	-	-	-	-	68.2	-29.99	1	202	V
1.741	31.38	ADR	29.2	-34.7	25.88	-	-	-	-	-	-	1	202	V
7.026	39.37	PK-U	35.6	-26.6	48.37	-	-	-	-	68.2	-19.83	1	100	H
7.027	30.3	ADR	35.6	-26.6	39.3	-	-	-	-	-	-	1	100	H
7.027	38.11	PK-U	35.6	-26.6	47.11	-	-	-	-	68.2	-21.09	1	201	V
7.027	28.08	ADR	35.6	-26.6	37.08	-	-	-	-	-	-	1	201	V

UL VERIFICATION SERVICES INC. FORM NO: CCSUP4701H
47173 BENICIA STREET, FREMONT, CA 94538, USA TEL: (510) 771-1000 FAX: (510) 661-0888

This report shall not be reproduced except in full, without the written approval of UL Verification Services Inc.

HIGH CHANNEL HORIZONTAL

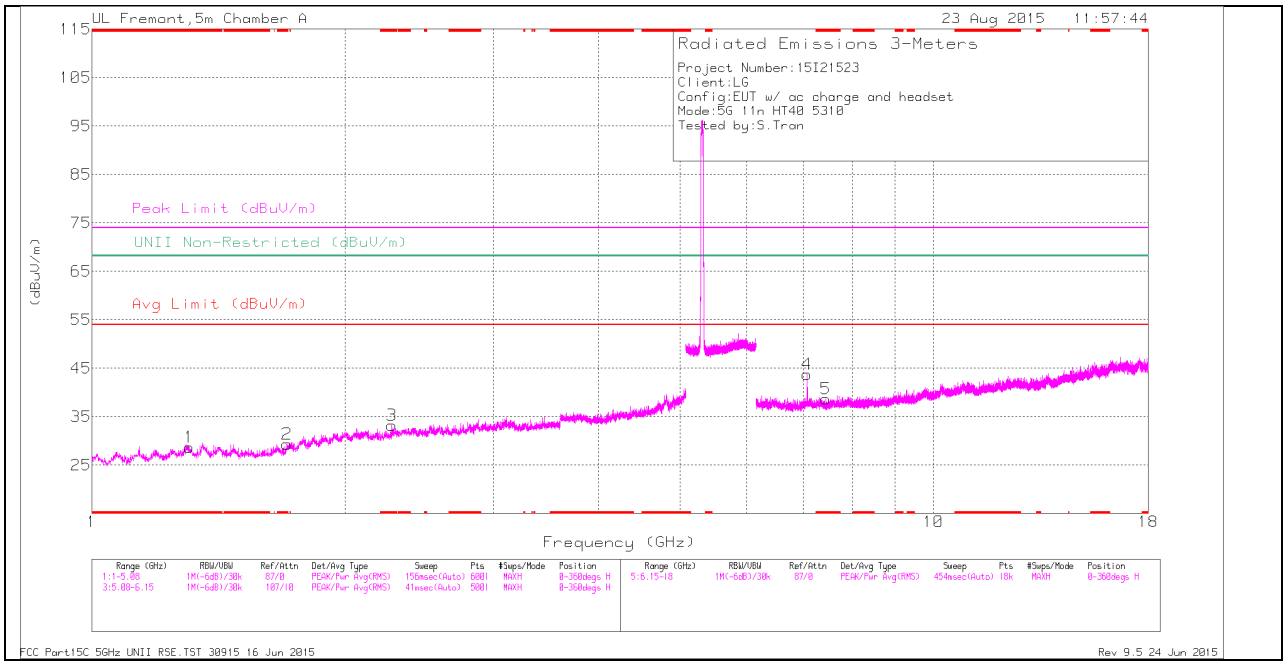

Note: Emission was scanned up to 40GHz; No emissions were detected above the noise floor which was at least 20dB below the specification limit.

This report shall not be reproduced except in full, without the written approval of UL Verification Services Inc.

HIGH CHANNEL VERTICAL

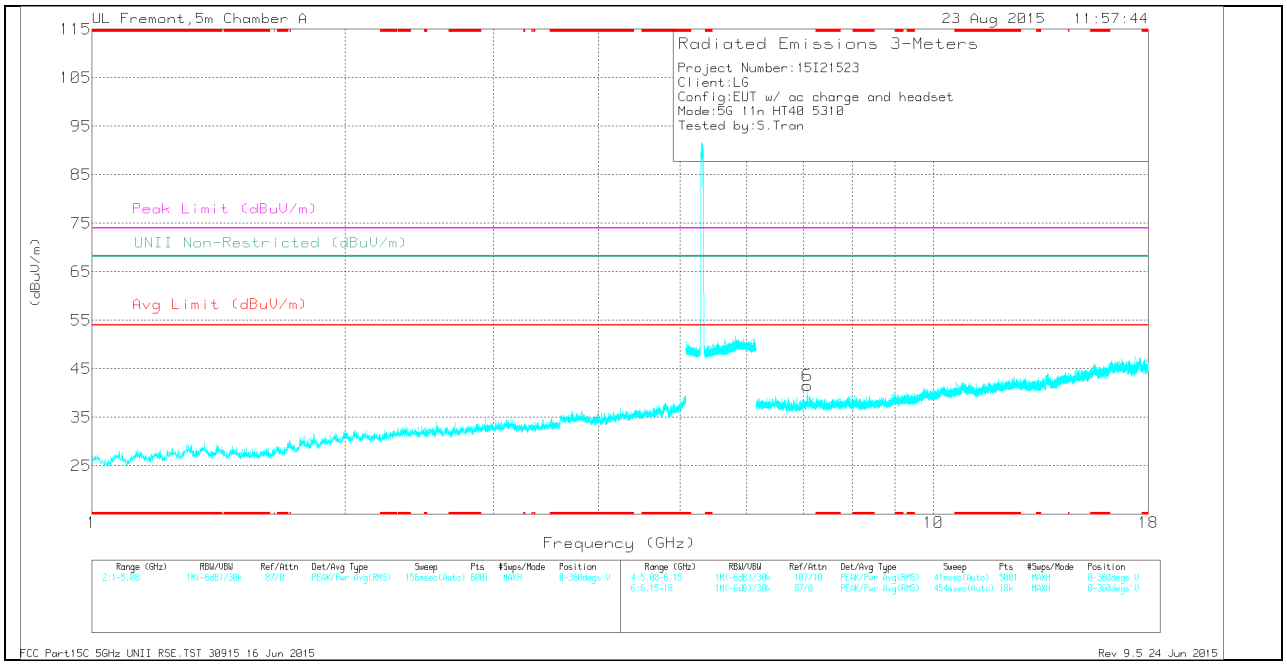

Note: Emission was scanned up to 40GHz; No emissions were detected above the noise floor which was at least 20dB below the specification limit.

This report shall not be reproduced except in full, without the written approval of UL Verification Services Inc.

HIGH CHANNEL DATA

TRACE MARKERS

Marker	Frequency (GHz)	Meter Reading (dBuV)	Det	AF T136 (dB/m)	Amp/Cbl/Fltr /Pad (dB)	Corrected Reading (dBuV/m)	Avg Limit (dBuV/m)	Margin (dB)	Peak Limit (dBuV/m)	PK Margin (dB)	UNII Non-Restricted (dBuV/m)	PK Margin (dB)	Azimuth (Degs)	Height (cm)	Polarity
1	* 1.306	35.45	Pk	28.8	-35.5	28.75	-	-	74	-45.25	-	-	0-360	201	H
2	* 1.705	35.4	Pk	28.7	-34.7	29.4	-	-	74	-44.6	-	-	0-360	100	H
3	* 2.272	36.15	Pk	31.7	-34.6	33.25	-	-	74	-40.75	-	-	0-360	201	H
5	* 7.443	29.49	Pk	35.5	-26.3	38.69	-	-	74	-35.31	-	-	0-360	100	H
4	7.08	34.1	Pk	35.6	-25.9	43.8	-	-	-	-	68.2	-24.4	0-360	201	H
6	7.08	31.87	Pk	35.6	-25.9	41.57	-	-	-	-	68.2	-26.63	0-360	100	V

PK - Peak detector

RADIATED EMISSIONS

Frequency (GHz)	Meter Reading (dBuV)	Det	AF T136 (dB/m)	Amp/Cbl/Fltr/Pad (dB)	Corrected Reading (dBuV/m)	Avg Limit (dBuV/m)	Margin (dB)	Peak Limit (dBuV/m)	PK Margin (dB)	UNII Non-Restricted (dBuV/m)	PK Margin (dB)	Azimuth (Degs)	Height (cm)	Polarity
* 1.306	43.9	PK-U	28.8	-35.5	37.2	-	-	74	-36.8	-	-	1	202	H
* 1.305	32.59	ADR	28.8	-35.6	25.79	54	-28.21	-	-	-	-	1	202	H
* 1.705	43.81	PK-U	28.7	-34.7	37.81	-	-	74	-36.19	-	-	1	100	H
* 1.707	31.91	ADR	28.7	-34.7	25.91	54	-28.09	-	-	-	-	1	100	H
* 2.27	43.49	PK-U	31.7	-34.6	40.59	-	-	74	-33.41	-	-	1	202	H
* 2.274	31.72	ADR	31.7	-34.6	28.82	54	-25.18	-	-	-	-	1	202	H
* 7.442	36.69	PK-U	35.5	-26.3	45.89	-	-	74	-28.11	-	-	1	100	H
* 7.442	25.74	ADR	35.5	-26.3	34.94	54	-19.06	-	-	-	-	1	100	H
7.08	37.78	PK-U	35.6	-25.9	47.48	-	-	-	-	68.2	-20.72	1	202	H
7.08	29.43	ADR	35.6	-25.9	39.13	-	-	-	-	-	-	1	202	H
7.08	37.78	PK-U	35.6	-25.9	47.48	-	-	-	-	68.2	-20.72	1	100	V
7.08	28.29	ADR	35.6	-25.9	37.99	-	-	-	-	-	-	1	100	V
7.08	37.81	PK-U	35.6	-25.9	47.51	-	-	-	-	68.2	-20.69	1	100	V
7.08	28.2	ADR	35.6	-25.9	37.9	-	-	-	-	-	-	1	100	V

UL VERIFICATION SERVICES INC. FORM NO: CCSUP4701H
47173 BENICIA STREET, FREMONT, CA 94538, USA TEL: (510) 771-1000 FAX: (510) 661-0888

This report shall not be reproduced except in full, without the written approval of UL Verification Services Inc.

11.1.4. TX ABOVE 1 GHz 802.11ac HT80 MODE IN THE 5.3 GHz BAND AUTHORIZED BANDEDGE (HIGH CHANNEL)

HORIZONTAL PEAK AND AVERAGE PLOT

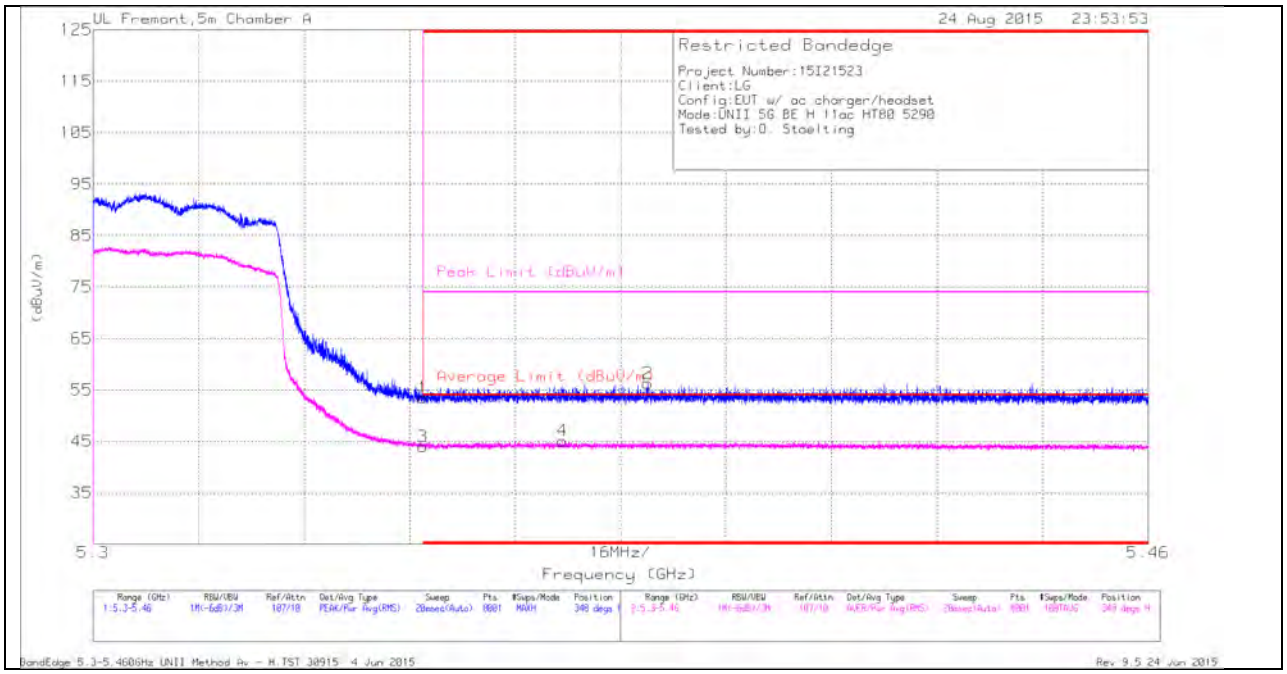

HORIZONTAL DATA

Marker	Frequency (GHz)	Meter Reading (dBuV)	Det	AF T136 (dB/m)	Amp/Cbl/Flt r/Pad (dB)	DC Corr (dB)	Corrected Reading (dBuV/m)	Average Limit (dBuV/m)	Margin (dB)	Peak Limit (dBuV/m)	PK Margin (dB)	Azimuth (Degs)	Height (cm)	Polarity
1	* 5.35	39.07	Pk	34.6	-20.2	0	53.47	-	-	74	-20.53	348	147	H
2	* 5.384	41.81	Pk	34.6	-20.1	0	56.31	-	-	74	-17.69	348	147	H
3	* 5.35	29.46	RMS	34.6	-20.2	.09	43.95	54	-10.05	-	-	348	147	H
4	* 5.371	30.44	RMS	34.6	-20	.09	45.13	54	-8.87	-	-	348	147	H

This report shall not be reproduced except in full, without the written approval of UL Verification Services Inc.

VERTICAL PEAK AND AVERAGE PLOT

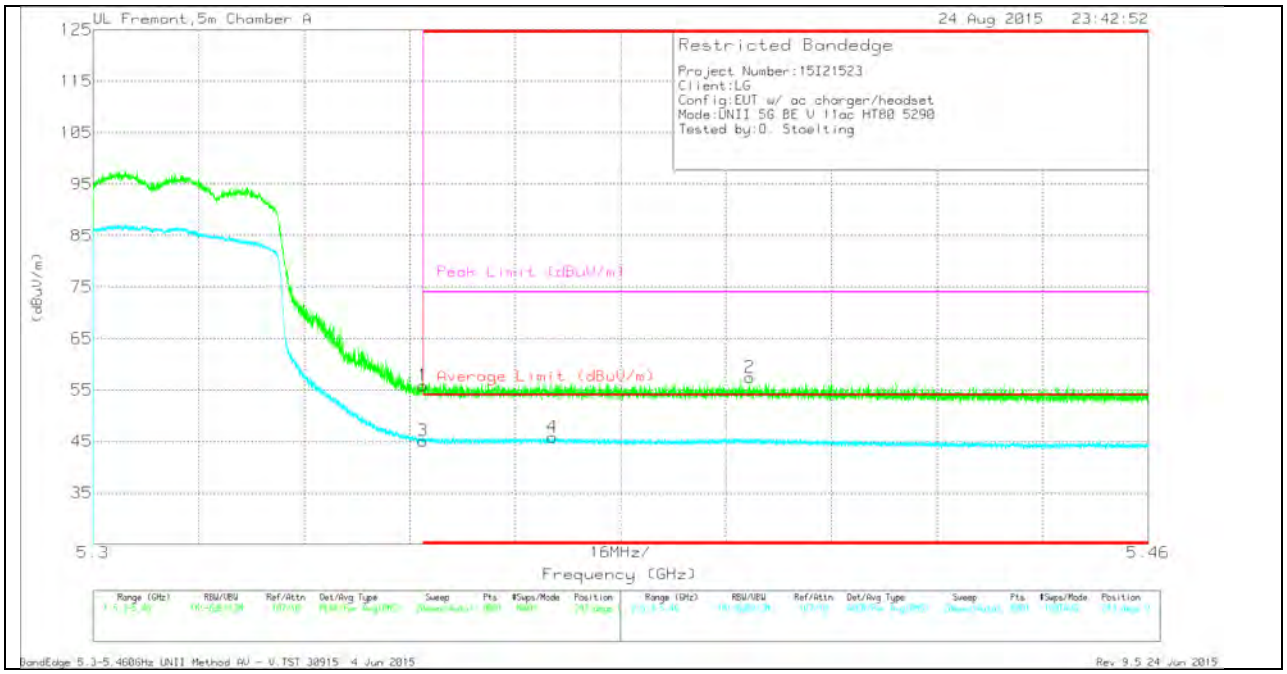

VERTICAL DATA

Marker	Frequency (GHz)	Meter Reading (dBuV)	Det	AF T136 (dB/m)	Amp/Cbl/Flt r/Pad (dB)	DC Corr (dB)	Corrected Reading (dBuV/m)	Average Limit (dBuV/m)	Margin (dB)	Peak Limit (dBuV/m)	PK Margin (dB)	Azimuth (Degs)	Height (cm)	Polarity
1	* 5.35	41.47	Pk	34.6	-20.2	0	55.87	-	-	74	-18.13	243	121	V
2	* 5.4	42.96	Pk	34.6	-20.1	0	57.46	-	-	74	-16.54	243	121	V
3	* 5.35	30.64	RMS	34.6	-20.2	.09	45.13	54	-8.87	-	-	243	121	V
4	* 5.37	31.26	RMS	34.6	-20.1	.09	45.85	54	-8.15	-	-	243	121	V

This report shall not be reproduced except in full, without the written approval of UL Verification Services Inc.

HARMONICS AND SPURIOUS EMISSIONS

LOW CHANNEL HORIZONTAL

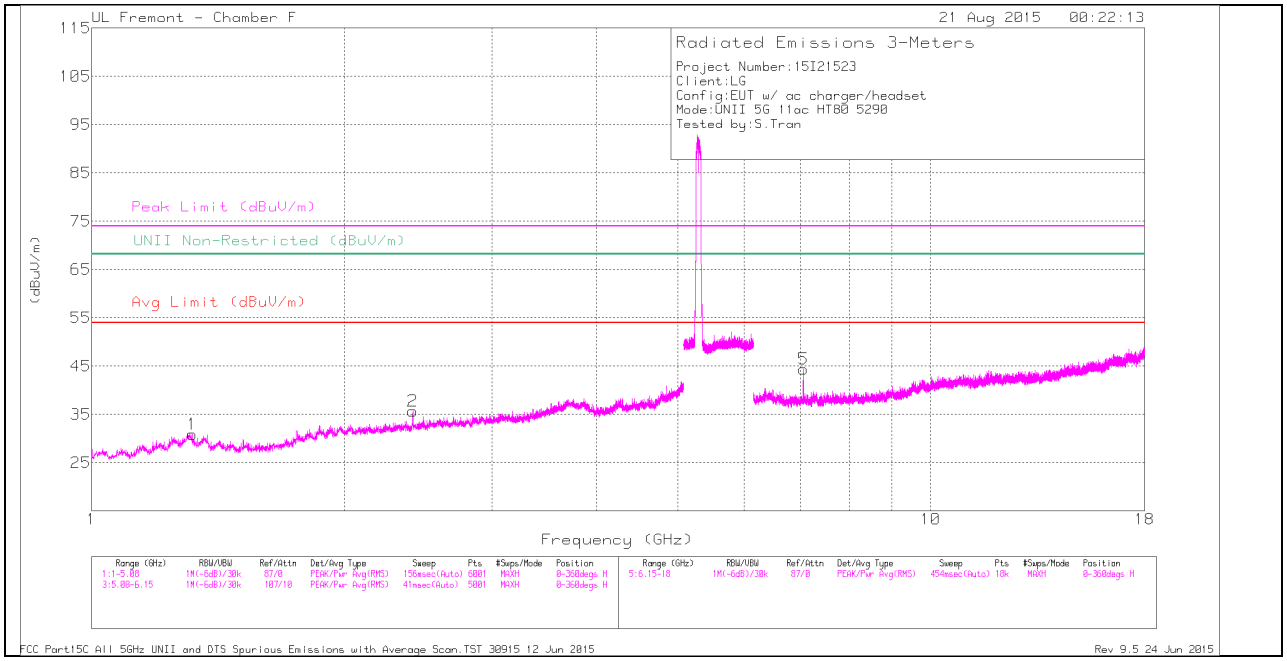

Note: Emission was scanned up to 40GHz; No emissions were detected above the noise floor which was at least 20dB below the specification limit.

This report shall not be reproduced except in full, without the written approval of UL Verification Services Inc.

LOW CHANNEL VERTICAL

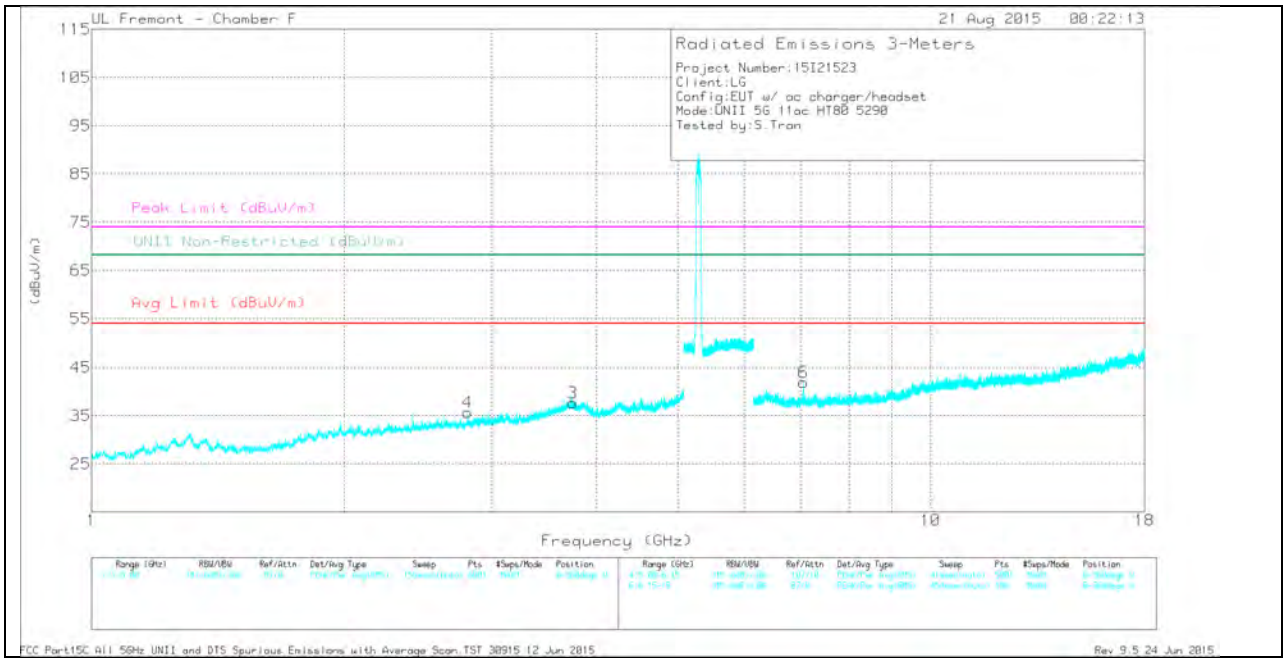

Note: Emission was scanned up to 40GHz; No emissions were detected above the noise floor which was at least 20dB below the specification limit.

This report shall not be reproduced except in full, without the written approval of UL Verification Services Inc.

LOW CHANNEL DATA

TRACE MARKERS

Marker	Frequency (GHz)	Meter Reading (dBuV)	Det	AF T120 (dB/m)	Amp/Cbl/ Fltr/Pad (dB)	DC Corr (dB)	Corrected Reading (dBuV/m)	Avg Limit (dBuV/m)	Margin (dB)	Peak Limit (dBuV/m)	PK Margin (dB)	UNII Non-Restricted (dBuV/m)	PK Margin (dB)	Azimuth (Degs)	Height (cm)	Polarity
1	* 1.318	32.43	Pk	29.9	-31.4	0	30.93	-	-	74	-43.07	-	-	0-360	201	H
2	2.415	34.39	Pk	32	-30.7	0	35.69	-	-	-	-	68.2	-32.51	0-360	201	H
3	* 3.744	32.58	Pk	34.4	-29.3	0	37.68	-	-	74	-36.32	-	-	0-360	200	V
4	* 2.806	33	Pk	32.7	-30	0	35.7	-	-	74	-38.3	-	-	0-360	200	V
5	7.053	34.69	Pk	35.7	-26	0	44.39	-	-	-	-	68.2	-23.81	0-360	100	H
6	7.053	32.28	Pk	35.7	-26	0	41.98	-	-	-	-	68.2	-26.22	0-360	101	V

PK - Peak detector

RADIATED EMISSIONS

Frequency (GHz)	Meter Reading (dBuV)	Det	AF T120 (dB/m)	Amp/Cbl/Fltr/Pad (dB)	DC Corr (dB)	Corrected Reading (dBuV/m)	Avg Limit (dBuV/m)	Margin (dB)	Peak Limit (dBuV/m)	PK Margin (dB)	UNII Non-Restricted (dBuV/m)	PK Margin (dB)	Azimuth (Degs)	Height (cm)	Polarity
* 1.317	40.42	PK-U	29.9	-31.4	0	38.92	-	-	74	-35.08	-	-	1	203	H
* 1.316	28.83	ADR	29.9	-31.4	.09	27.42	54	-26.58	-	-	-	-	1	203	H
2.416	42.7	PK-U	32	-30.7	0	44	-	-	-	-	68.2	-24.2	1	203	H
2.414	29.09	ADR	31.9	-30.7	.09	30.38	-	-	-	-	-	-	1	203	H
* 3.745	39.18	PK-U	34.4	-29.3	0	44.28	-	-	74	-29.72	-	-	1	203	V
* 3.746	27.67	ADR	34.4	-29.3	.09	32.86	54	-21.14	-	-	-	-	1	203	V
* 2.808	39.91	PK-U	32.7	-30.1	0	42.51	-	-	74	-31.49	-	-	1	203	V
* 2.805	28.48	ADR	32.7	-30.1	.09	31.17	54	-22.83	-	-	-	-	1	203	V
7.053	40.38	PK-U	35.7	-26	0	50.08	-	-	-	-	68.2	-18.12	1	101	H
7.053	32.23	ADR	35.7	-26	.09	42.02	-	-	-	-	-	-	1	101	H
7.053	39.18	PK-U	35.7	-26	0	48.88	-	-	-	-	68.2	-19.32	1	101	V
7.053	29.69	ADR	35.7	-26	.09	39.48	-	-	-	-	-	-	1	101	V

UL VERIFICATION SERVICES INC. FORM NO: CCSUP4701H
47173 BENICIA STREET, FREMONT, CA 94538, USA TEL: (510) 771-1000 FAX: (510) 661-0888

This report shall not be reproduced except in full, without the written approval of UL Verification Services Inc.

11.2. 5.5-5.6 GHz

11.2.1. TX ABOVE 1 GHz 802.11a MODE IN THE 5.5 GHz BAND

RESTRICTED BANDEDGE (LOW CHANNEL)

HORIZONTAL PEAK AND AVERAGE PLOT

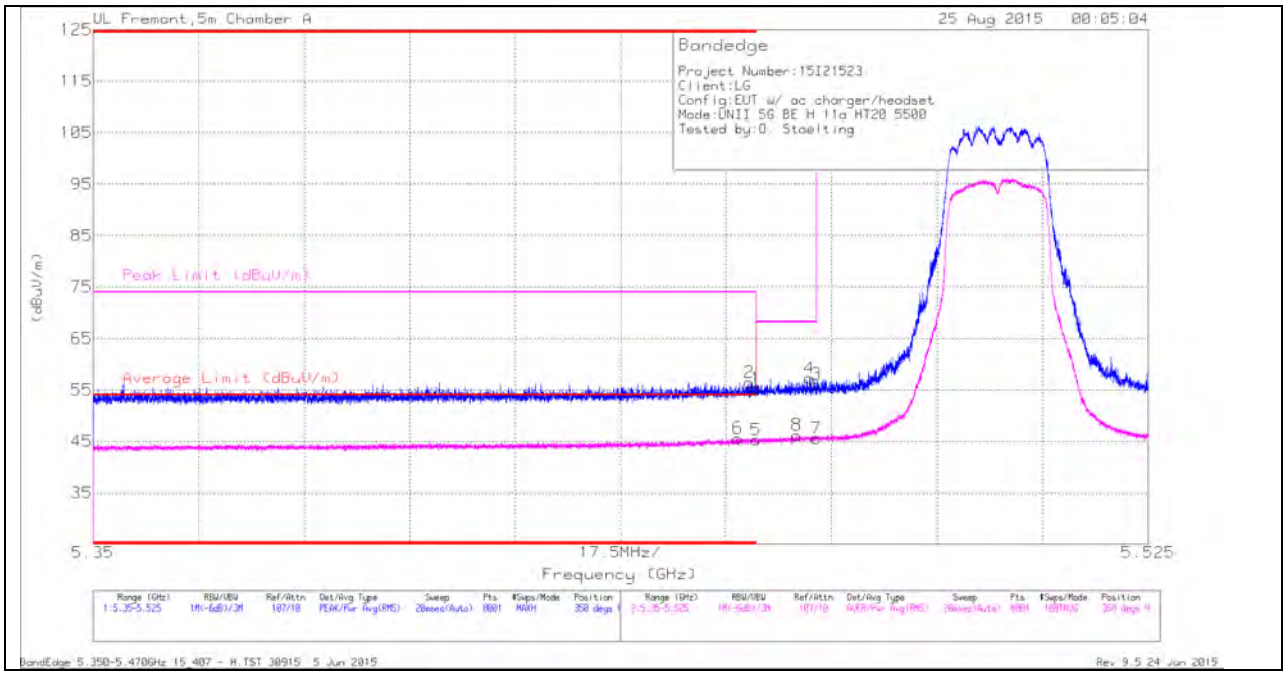

HORIZONTAL DATA

Marker	Frequency (GHz)	Meter Reading (dBuV)	Det	AF T136 (dB/m)	Amp/Cbl/Flt r/Pad (dB)	DC Corr (dB)	Corrected Reading (dBuV/m)	Average Limit (dBuV/m)	Margin (dB)	Peak Limit (dBuV/m)	PK Margin (dB)	Azimuth (Degs)	Height (cm)	Polarity
6	* 5.457	31.22	RMS	34.5	-20.2	.09	45.61	54	-8.39	-	-	350	159	H
2	* 5.459	42.15	Pk	34.5	-20.2	0	56.45	-	-	74	-17.55	350	159	H
1	* 5.46	41.03	Pk	34.5	-20.2	0	55.33	-	-	74	-18.67	350	159	H
5	* 5.46	30.93	RMS	34.5	-20.2	.09	45.32	54	-8.68	-	-	350	159	H
8	5.467	31.72	RMS	34.5	-20.1	.09	46.21	54	-7.79	-	-	350	159	H
4	5.469	42.88	Pk	34.5	-20.1	0	57.28	-	-	68.2	-10.92	350	159	H
3	5.47	41.71	Pk	34.5	-20.1	0	56.11	-	-	68.2	-12.09	350	159	H
7	5.47	31.07	RMS	34.5	-20.1	.09	45.56	54	-8.44	-	-	350	159	H

This report shall not be reproduced except in full, without the written approval of UL Verification Services Inc.

VERTICAL PEAK AND AVERAGE PLOT

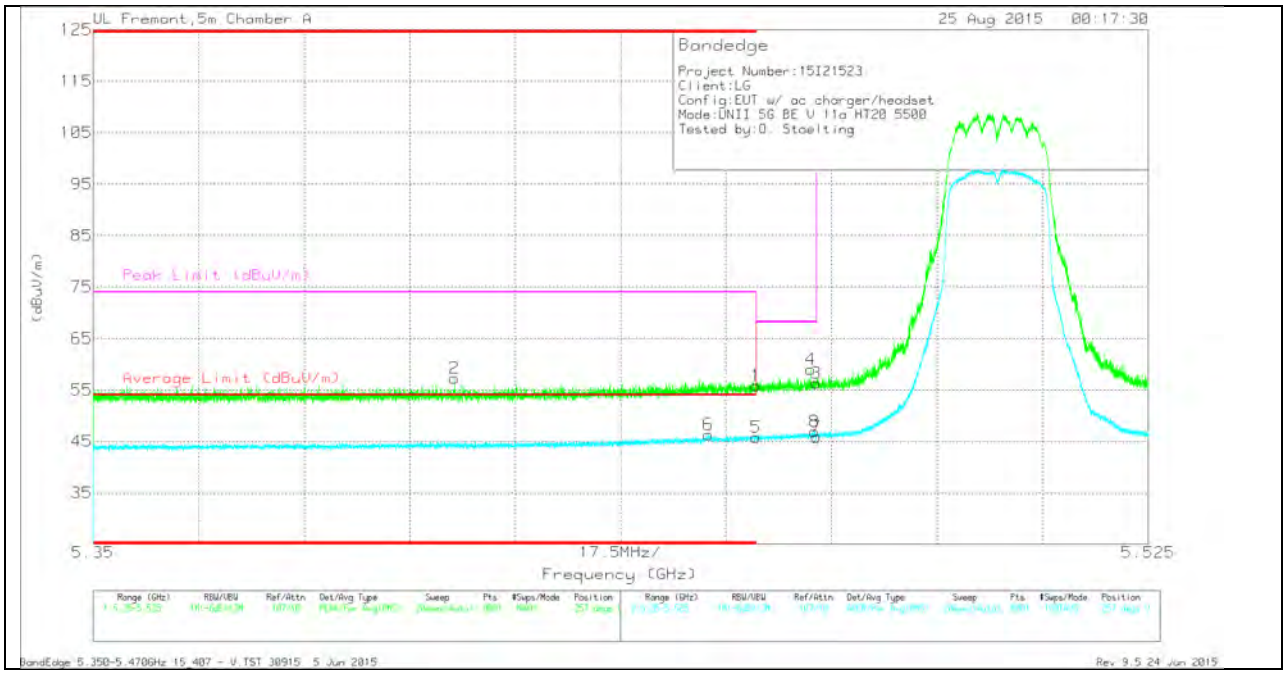

VERTICAL DATA

Marker	Frequency (GHz)	Meter Reading (dBuV)	Det	AF T136 (dB/m)	Amp/Cbl/Fltr/Pad (dB)	DC Corr (dB)	Corrected Reading (dBuV/m)	Average Limit (dBuV/m)	Margin (dB)	Peak Limit (dBuV/m)	PK Margin (dB)	Azimuth (Degs)	Height (cm)	Polarity
2	* 5.41	42.77	Pk	34.6	-20.1	0	57.27	-	-	74	-16.73	257	111	V
6	* 5.452	31.83	RMS	34.5	-20.1	.09	46.32	54	-7.68	-	-	257	111	V
1	* 5.46	41.51	Pk	34.5	-20.2	0	55.81	-	-	74	-18.19	257	111	V
5	* 5.46	31.4	RMS	34.5	-20.2	.09	45.79	54	-8.21	-	-	257	111	V
4	5.469	44.6	Pk	34.5	-20.1	0	59	-	-	68.2	-9.2	257	111	V
3	5.47	41.88	Pk	34.5	-20.1	0	56.28	-	-	68.2	-11.92	257	111	V
7	5.47	31.4	RMS	34.5	-20.1	.09	45.89	54	-8.11	-	-	257	111	V
8	5.47	32.41	RMS	34.5	-20.1	.09	46.9	54	-7.1	-	-	257	111	V

This report shall not be reproduced except in full, without the written approval of UL Verification Services Inc.

AUTHORIZED BANDEDGE (HIGH CHANNEL)

HORIZONTAL PEAK AND AVERAGE PLOT

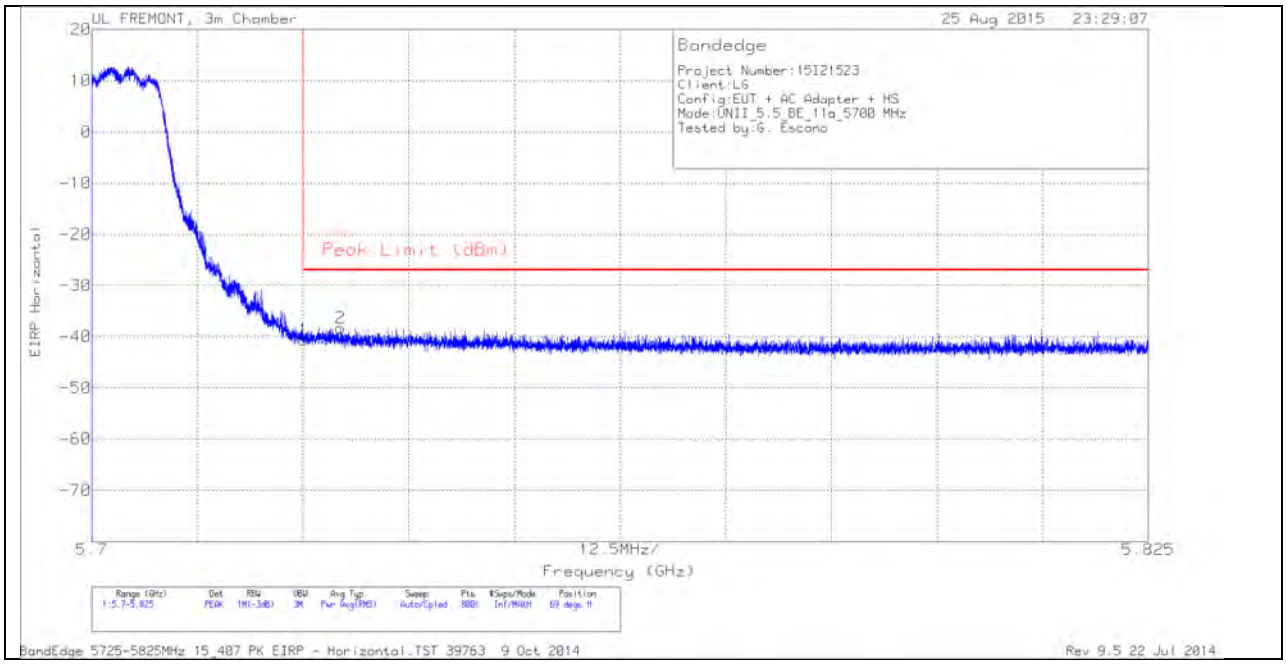

HORIZONTAL DATA

Marker	Frequency (GHz)	Meter Reading (dBm)	Det	AF T119 (dB/m)	Amp/Cbl/Filtr/Pad (dB)	Conversion Factor (dB)	Corrected Reading EIRP	Peak Limit (dBm)	PK Margin (dB)	Azimuth (Degs)	Height (cm)	Polarity
1	5.725	-66.9	PK	34.8	-20.3	11.8	-40.6	-27	-13.6	69	103	H
2	5.729	-64.57	PK	34.8	-20.3	11.8	-38.27	-27	-11.27	69	103	H

This report shall not be reproduced except in full, without the written approval of UL Verification Services Inc.

VERTICAL PEAK AND AVERAGE PLOT

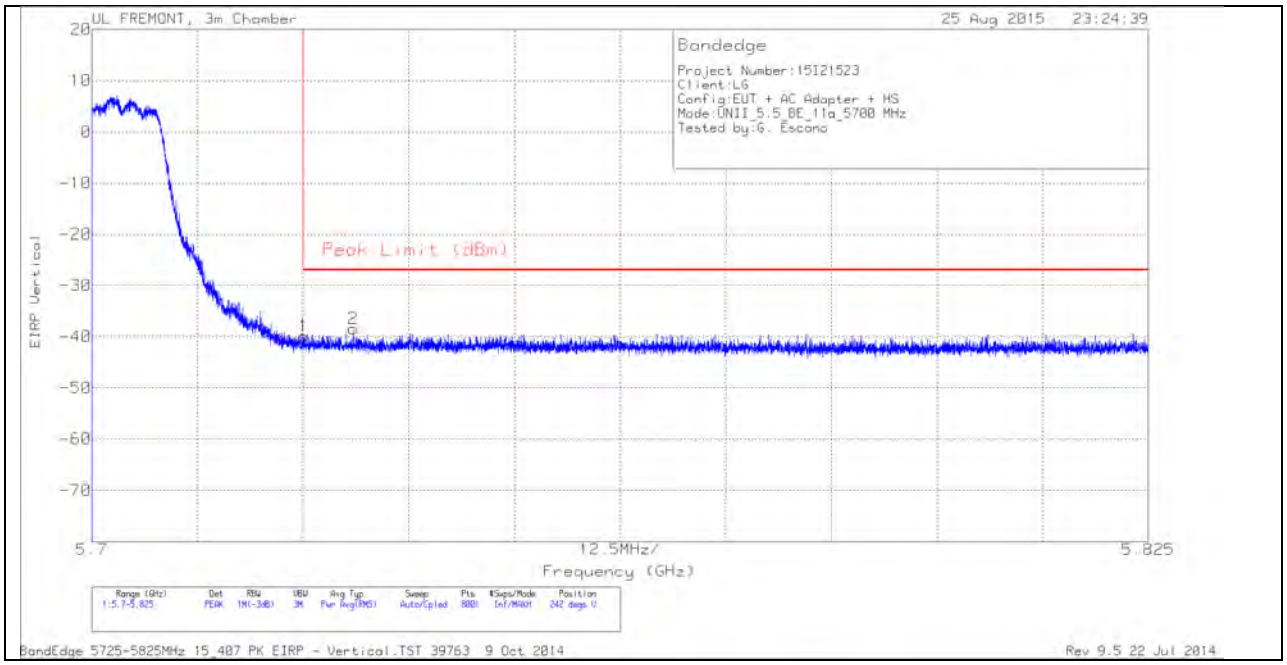

VERTICAL DATA

Marker	Frequency (GHz)	Meter Reading (dBm)	Det	AF T119 (dB/m)	Amp/Cbl/Filtr/Pad (dB)	Conversion Factor (dB)	Corrected Reading EIRP	Peak Limit (dBm)	PK Margin (dB)	Azimuth (Degs)	Height (cm)	Polarity
1	5.725	-66.15	PK	34.8	-20.3	11.8	-39.85	-27	-12.85	242	100	V
2	5.731	-64.59	PK	34.8	-20.4	11.8	-38.39	-27	-11.39	242	100	V

This report shall not be reproduced except in full, without the written approval of UL Verification Services Inc.

HARMONICS AND SPURIOUS EMISSIONS

LOW CHANNEL HORIZONTAL

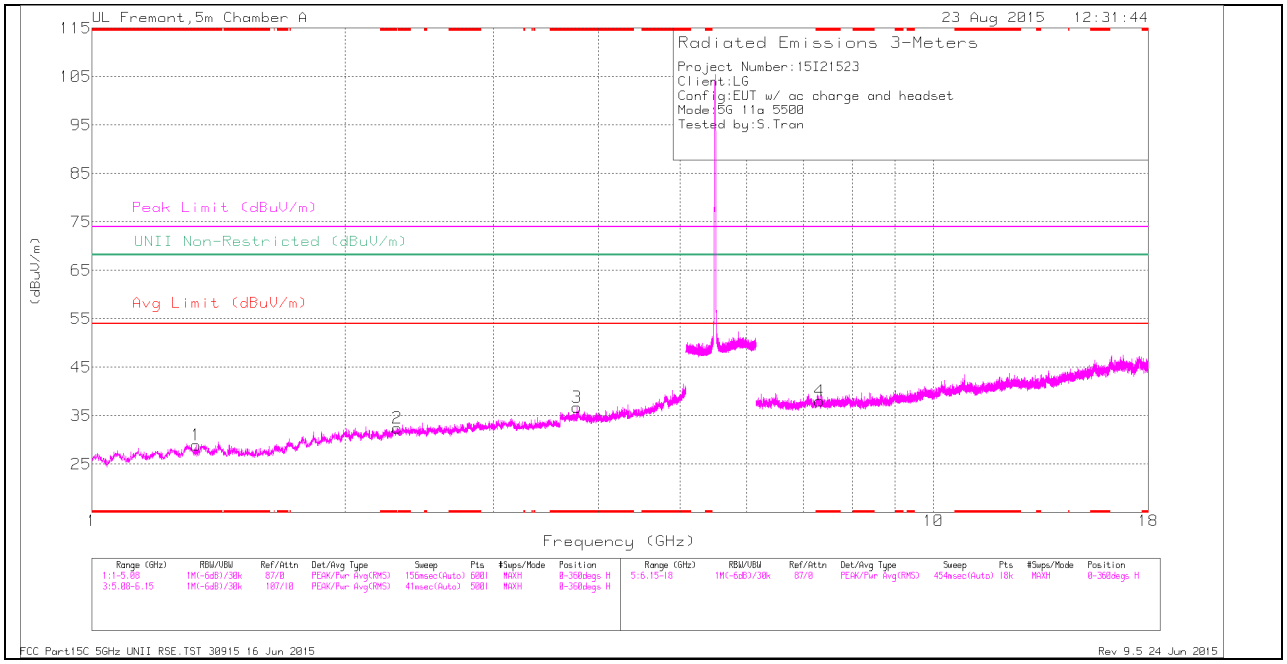

Note: Emission was scanned up to 40GHz; No emissions were detected above the noise floor which was at least 20dB below the specification limit.

This report shall not be reproduced except in full, without the written approval of UL Verification Services Inc.

LOW CHANNEL VERTICAL

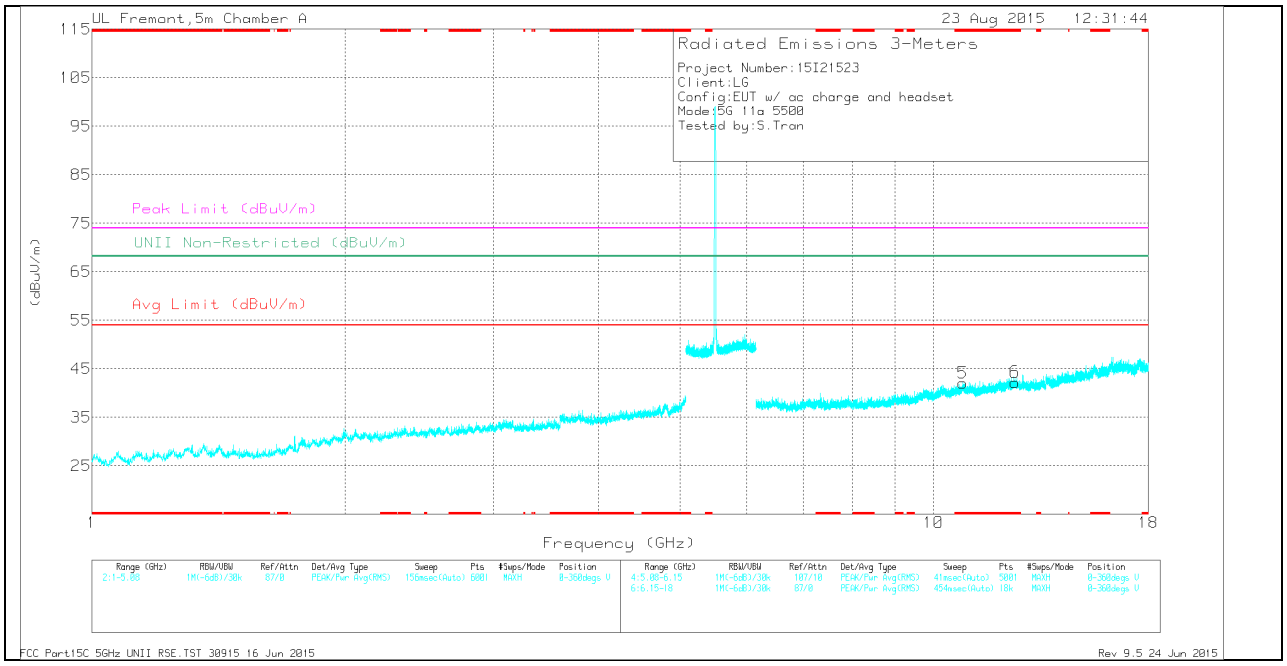

Note: Emission was scanned up to 40GHz; No emissions were detected above the noise floor which was at least 20dB below the specification limit.

This report shall not be reproduced except in full, without the written approval of UL Verification Services Inc.

LOW CHANNEL DATA

TRACE MARKERS

Marker	Frequency (GHz)	Meter Reading (dBuV)	Det	AF T136 (dB/m)	Amp/Cbl/Fltr /Pad (dB)	Corrected Reading (dBuV/m)	Avg Limit (dBuV/m)	Margin (dB)	Peak Limit (dBuV/m)	PK Margin (dB)	UNII Non-Restricted (dBuV/m)	PK Margin (dB)	Azimuth (Degs)	Height (cm)	Polarity
1	* 1.329	35.54	Pk	28.8	-35.4	28.94	-	-	74	-45.06	-	-	0-360	100	H
3	* 3.769	35.21	Pk	33.3	-31.8	36.71	-	-	74	-37.29	-	-	0-360	201	H
4	* 7.322	28.46	Pk	35.5	-25.9	38.06	-	-	74	-35.94	-	-	0-360	201	H
5	* 10.838	26.15	Pk	37.8	-21.9	42.05	-	-	74	-31.95	-	-	0-360	100	V
6	* 12.497	25.56	Pk	39.1	-22.4	42.26	-	-	74	-31.74	-	-	0-360	200	V
2	2.308	34.67	Pk	31.9	-34.1	32.47	-	-	-	-	68.2	-35.73	0-360	201	H

PK - Peak detector

RADIATED EMISSIONS

Frequency (GHz)	Meter Reading (dBuV)	Det	AF T136 (dB/m)	Amp/Cbl/Fltr/Pad (dB)	DC Corr (dB)	Corrected Reading (dBuV/m)	Avg Limit (dBuV/m)	Margin (dB)	Peak Limit (dBuV/m)	PK Margin (dB)	UNII Non-Restricted (dBuV/m)	PK Margin (dB)	Azimuth (Degs)	Height (cm)	Polarity
* 1.329	42.86	PK-U	28.8	-35.4	0	36.26	-	-	74	-37.74	-	-	1	100	H
* 1.331	31.45	ADR	28.7	-35.4	0.09	24.84	54	-29.16	-	-	-	-	1	100	H
* 3.77	42.53	PK-U	33.3	-31.8	0	44.03	-	-	74	-29.97	-	-	1	202	H
* 3.769	30.78	ADR	33.3	-31.8	0.09	32.37	54	-21.63	-	-	-	-	1	202	H
* 7.322	36.88	PK-U	35.5	-25.9	0	46.48	-	-	74	-27.52	-	-	1	202	H
* 7.324	25.8	ADR	35.5	-25.9	0.09	35.49	54	-18.51	-	-	-	-	1	202	H
* 10.839	33.93	PK-U	37.8	-21.9	0	49.83	-	-	74	-24.17	-	-	1	100	V
* 10.838	22.78	ADR	37.8	-21.9	0.09	38.77	54	-15.23	-	-	-	-	1	100	V
* 12.497	34.4	PK-U	39.1	-22.4	0	51.1	-	-	74	-22.9	-	-	1	201	V
* 12.499	22.94	ADR	39.1	-22.4	0.09	39.73	54	-14.27	-	-	-	-	1	201	V
2.307	42.92	PK-U	31.9	-34.1	0	40.72	-	-	-	-	68.2	-27.48	1	202	H
2.308	31.3	ADR	31.9	-34.1	0.09	29.19	-	-	-	-	-	-	1	202	H

UL VERIFICATION SERVICES INC. FORM NO: CCSUP4701H
47173 BENICIA STREET, FREMONT, CA 94538, USA TEL: (510) 771-1000 FAX: (510) 661-0888

This report shall not be reproduced except in full, without the written approval of UL Verification Services Inc.

MID CHANNEL HORIZONTAL

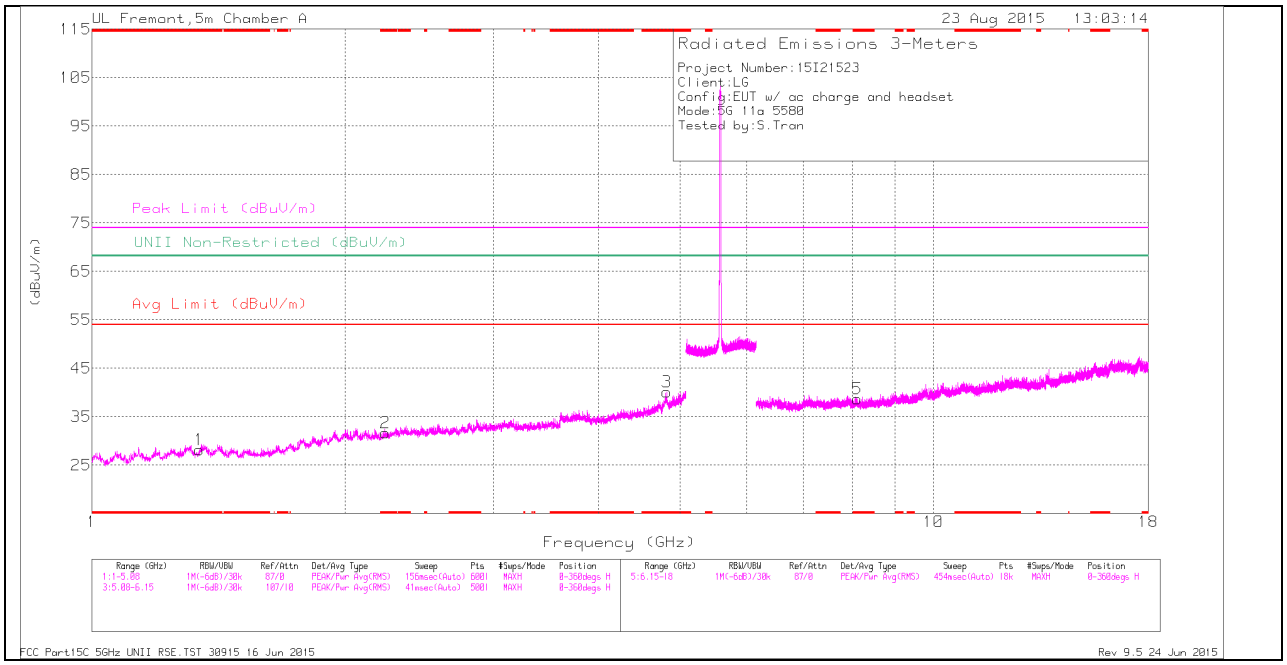

Note: Emission was scanned up to 40GHz; No emissions were detected above the noise floor which was at least 20dB below the specification limit.

This report shall not be reproduced except in full, without the written approval of UL Verification Services Inc.

MID CHANNEL VERTICAL

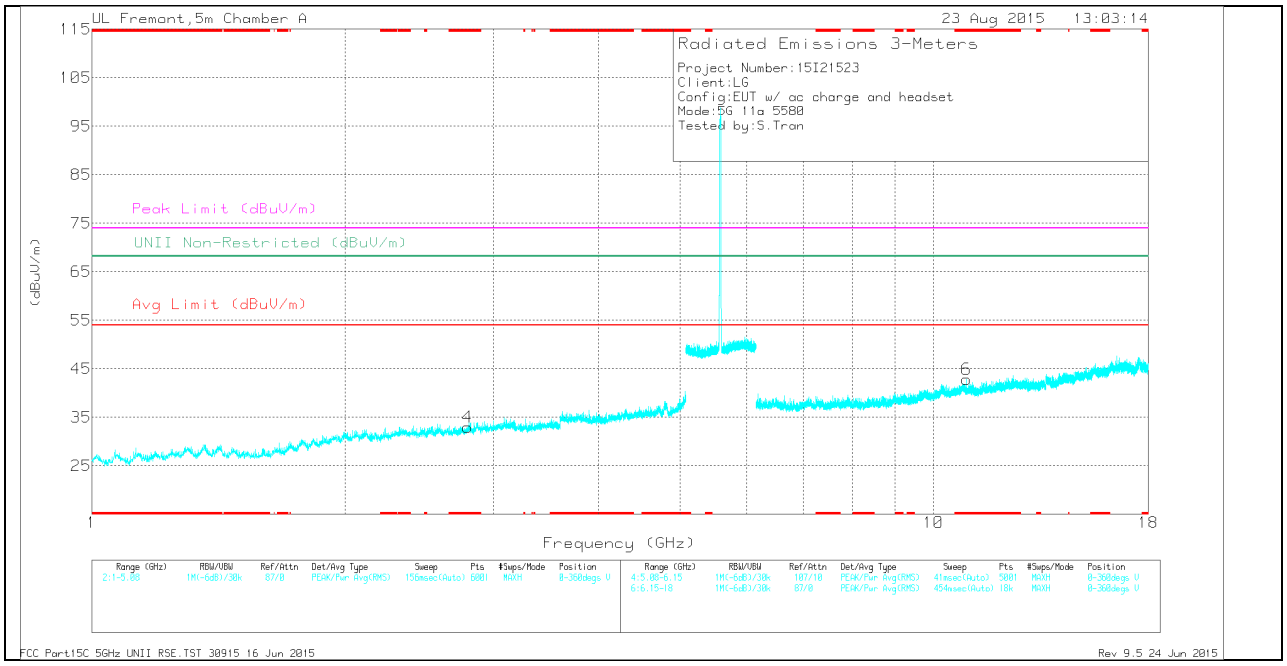

Note: Emission was scanned up to 40GHz; No emissions were detected above the noise floor which was at least 20dB below the specification limit.

This report shall not be reproduced except in full, without the written approval of UL Verification Services Inc.

MID CHANNEL DATA

TRACE MARKERS

Marker	Frequency (GHz)	Meter Reading (dBuV)	Det	AF T136 (dB/m)	Amp/Cbl/Fltr /Pad (dB)	Corrected Reading (dBuV/m)	Avg Limit (dBuV/m)	Margin (dB)	Peak Limit (dBuV/m)	PK Margin (dB)	UNII Non-Restricted (dBuV/m)	PK Margin (dB)	Azimuth (Degs)	Height (cm)	Polarity
1	* 1.341	34.9	Pk	28.7	-35.4	28.2	-	-	74	-45.8	-	-	0-360	201	H
2	* 2.234	35.11	Pk	31.5	-34.9	31.71	-	-	74	-42.29	-	-	0-360	201	H
3	* 4.82	36.1	Pk	33.9	-29.9	40.1	-	-	74	-33.9	-	-	0-360	100	H
4	* 2.794	34.34	Pk	32.4	-33.8	32.94	-	-	74	-41.06	-	-	0-360	100	V
5	* 8.117	28.39	Pk	35.7	-25.4	38.69	-	-	74	-35.31	-	-	0-360	201	H
6	* 10.953	27.89	Pk	37.8	-22.8	42.89	-	-	74	-31.11	-	-	0-360	200	V

PK - Peak detector

RADIATED EMISSIONS

Frequency (GHz)	Meter Reading (dBuV)	Det	AF T136 (dB/m)	Amp/Cbl/Fltr/Pad (dB)	DC Corr (dB)	Corrected Reading (dBuV/m)	Avg Limit (dBuV/m)	Margin (dB)	Peak Limit (dBuV/m)	PK Margin (dB)	UNII Non-Restricted (dBuV/m)	PK Margin (dB)	Azimuth (Degs)	Height (cm)	Polarity
* 1.341	43.3	PK-U	28.7	-35.4	0	36.6	-	-	74	-37.4	-	-	0	202	H
* 1.342	31.68	ADR	28.7	-35.4	0.09	25.07	54	-28.93	-	-	-	-	0	202	H
* 2.235	43.75	PK-U	31.5	-34.9	0	40.35	-	-	74	-33.65	-	-	0	202	H
* 2.233	32.13	ADR	31.5	-34.9	0.09	28.82	54	-25.18	-	-	-	-	0	202	H
* 4.82	42.05	PK-U	33.9	-29.9	0	46.05	-	-	74	-27.95	-	-	0	100	H
* 4.82	30.6	ADR	33.9	-29.9	0.09	34.69	54	-19.31	-	-	-	-	0	100	H
* 2.794	42.81	PK-U	32.4	-33.8	0	41.41	-	-	74	-32.59	-	-	0	100	V
* 2.795	31.12	ADR	32.4	-33.7	0.09	29.91	54	-24.09	-	-	-	-	0	100	V
* 8.117	35.89	PK-U	35.7	-25.4	0	46.19	-	-	74	-27.81	-	-	0	202	H
* 8.117	25.43	ADR	35.7	-25.4	0.09	35.82	54	-18.18	-	-	-	-	0	202	H
* 10.952	34.28	PK-U	37.8	-22.8	0	49.28	-	-	74	-24.72	-	-	0	202	V
* 10.954	23.06	ADR	37.8	-22.8	0.09	38.15	54	-15.85	-	-	-	-	0	202	V

This report shall not be reproduced except in full, without the written approval of UL Verification Services Inc.

HIGH CHANNEL HORIZONTAL

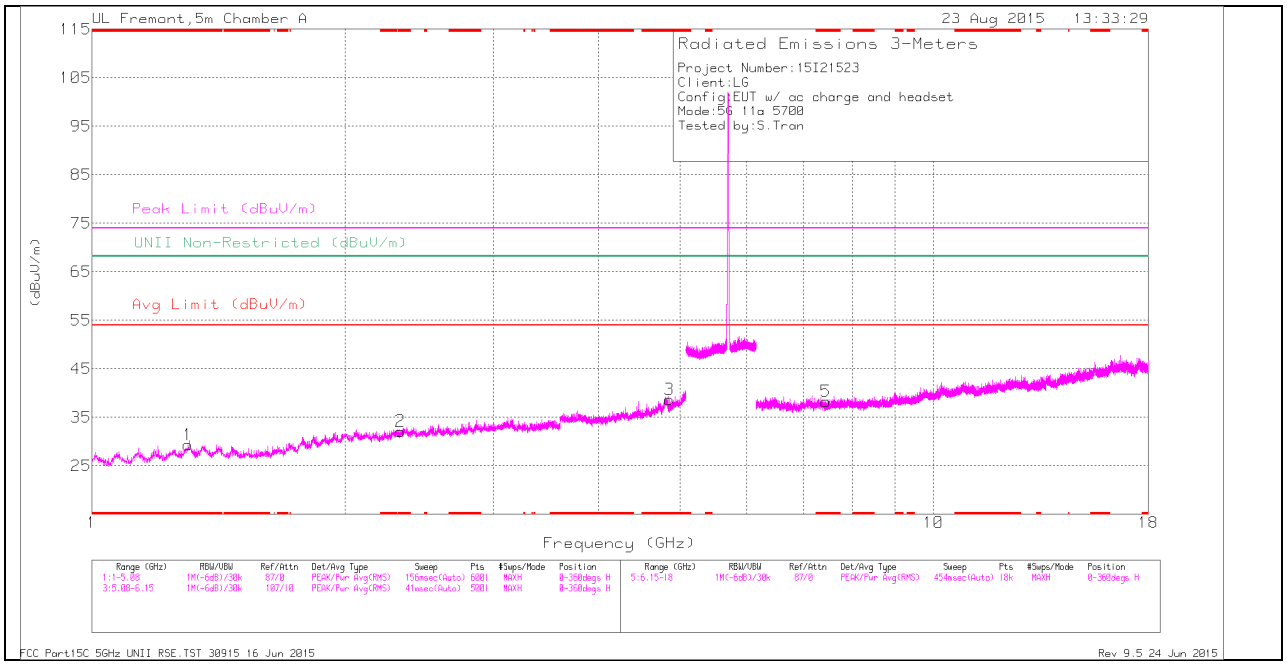

Note: Emission was scanned up to 40GHz; No emissions were detected above the noise floor which was at least 20dB below the specification limit.

This report shall not be reproduced except in full, without the written approval of UL Verification Services Inc.

HIGH CHANNEL VERTICAL

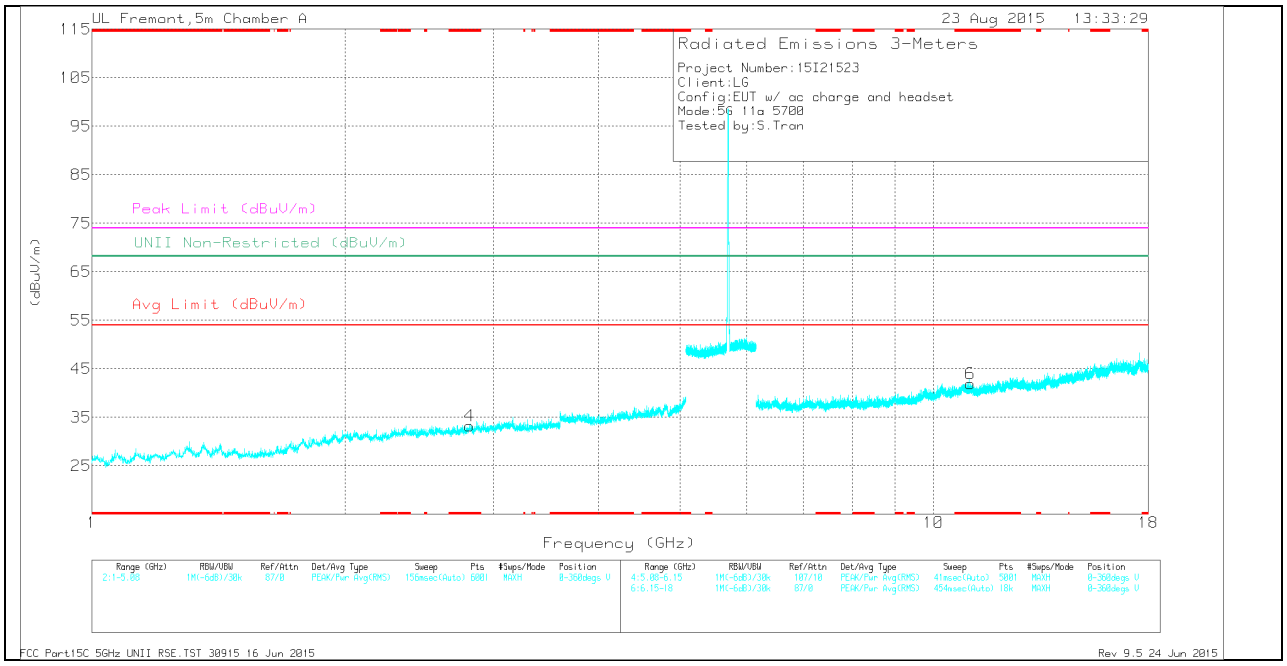

Note: Emission was scanned up to 40GHz; No emissions were detected above the noise floor which was at least 20dB below the specification limit.

This report shall not be reproduced except in full, without the written approval of UL Verification Services Inc.

HIGH CHANNEL DATA

TRACE MARKERS

Marker	Frequency (GHz)	Meter Reading (dBuV)	Det	AF T136 (dB/m)	Amp/Cbl/Fltr /Pad (dB)	Corrected Reading (dBuV/m)	Avg Limit (dBuV/m)	Margin (dB)	Peak Limit (dBuV/m)	PK Margin (dB)	UNII Non-Restricted (dBuV/m)	PK Margin (dB)	Azimuth (Degs)	Height (cm)	Polarity
1	* 1.301	36.1	Pk	28.8	-35.6	29.3	-	-	74	-44.7	-	-	0-360	100	H
2	* 2.327	34.23	Pk	31.9	-34	32.13	-	-	74	-41.87	-	-	0-360	201	H
3	* 4.854	34.81	Pk	33.9	-30	38.71	-	-	74	-35.29	-	-	0-360	100	H
4	* 2.808	34.38	Pk	32.5	-33.6	33.28	-	-	74	-40.72	-	-	0-360	100	V
5	* 7.448	29.15	Pk	35.5	-26.4	38.25	-	-	74	-35.75	-	-	0-360	100	H
6	* 11.062	26.8	Pk	37.9	-22.8	41.9	-	-	74	-32.1	-	-	0-360	100	V

PK - Peak detector

RADIATED EMISSIONS

Frequency (GHz)	Meter Reading (dBuV)	Det	AF T136 (dB/m)	Amp/Cbl/Fltr/Pad (dB)	DC Corr (dB)	Corrected Reading (dBuV/m)	Avg Limit (dBuV/m)	Margin (dB)	Peak Limit (dBuV/m)	PK Margin (dB)	UNII Non-Restricted (dBuV/m)	PK Margin (dB)	Azimuth (Degs)	Height (cm)	Polarity
* 1.3	44.53	PK-U	28.8	-35.6	0	37.73	-	-	74	-36.27	-	-	0	100	H
* 1.299	32.63	ADR	28.8	-35.6	0.09	25.92	54	-28.08	-	-	-	-	0	100	H
* 2.327	43.59	PK-U	31.9	-34	0	41.49	-	-	74	-32.51	-	-	0	202	H
* 2.325	31.16	ADR	31.9	-34	0.09	29.15	54	-24.85	-	-	-	-	0	202	H
* 4.854	40.94	PK-U	33.9	-30	0	44.84	-	-	74	-29.16	-	-	0	100	H
* 4.855	29.88	ADR	33.9	-30	0.09	33.87	54	-20.13	-	-	-	-	0	100	H
* 2.81	42.9	PK-U	32.5	-33.6	0	41.8	-	-	74	-32.2	-	-	0	100	V
* 2.809	31.52	ADR	32.5	-33.6	0.09	30.51	54	-23.49	-	-	-	-	0	100	V
* 7.448	36.54	PK-U	35.5	-26.4	0	45.64	-	-	74	-28.36	-	-	0	100	H
* 7.448	25.82	ADR	35.5	-26.4	0.09	35.01	54	-18.99	-	-	-	-	0	100	H
* 11.061	34.05	PK-U	37.9	-22.8	0	49.15	-	-	74	-24.85	-	-	0	100	V
* 11.061	23.3	ADR	37.9	-22.8	0.09	38.49	54	-15.51	-	-	-	-	0	100	V

This report shall not be reproduced except in full, without the written approval of UL Verification Services Inc.

11.2.2. TX ABOVE 1 GHz 802.11n HT20 MODE IN THE 5.5 GHz BAND RESTRICTED BANDEDGE (LOW CHANNEL)

HORIZONTAL PEAK AND AVERAGE PLOT

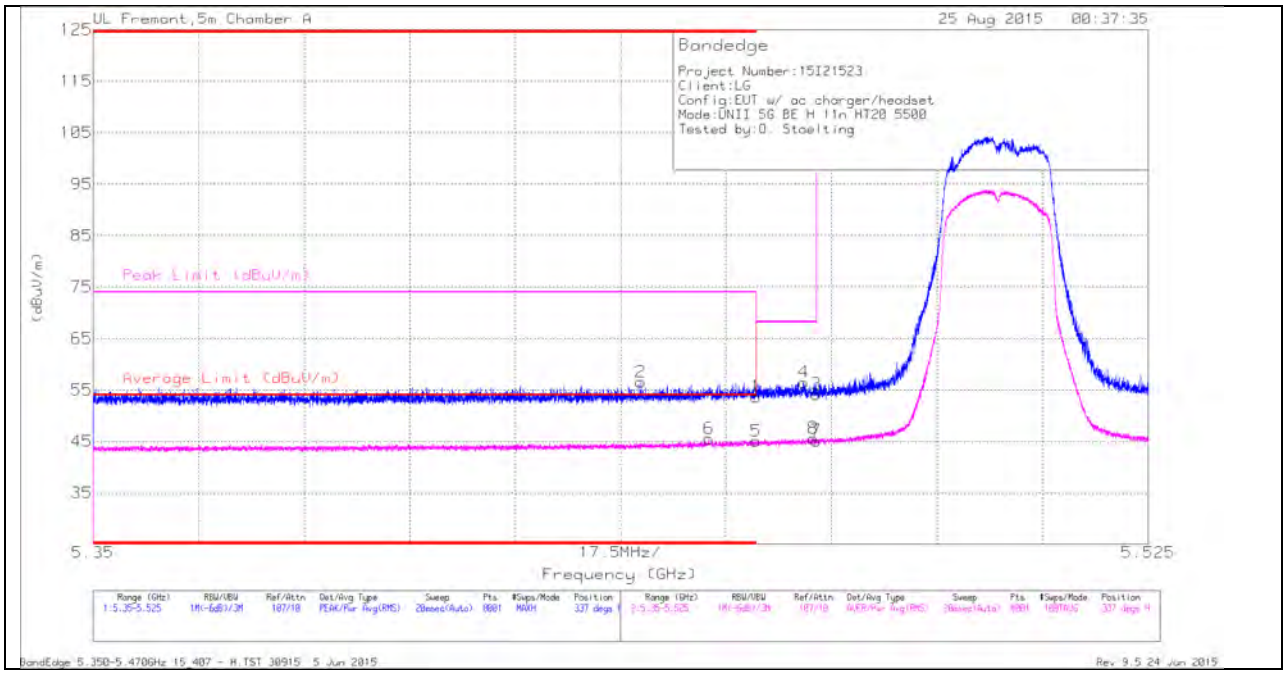

HORIZONTAL DATA

Marker	Frequency (GHz)	Meter Reading (dBuV)	Det	AF T136 (dB/m)	Amp/Cbl/Flt r/Pad (dB)	DC Corr (dB)	Corrected Reading (dBuV/m)	Average Limit (dBuV/m)	Margin (dB)	Peak Limit (dBuV/m)	PK Margin (dB)	Azimuth (Degs)	Height (cm)	Polarity
2	* 5.441	42.13	Pk	34.5	-20.1	0	56.53	-	-	74	-17.47	337	154	H
6	* 5.452	31.11	RMS	34.5	-20.1	0	45.51	54	-8.49	-	-	337	154	H
1	* 5.46	39.38	Pk	34.5	-20.2	0	53.68	-	-	74	-20.32	337	154	H
5	* 5.46	30.74	RMS	34.5	-20.2	0	45.04	54	-8.96	-	-	337	154	H
4	5.468	42.09	Pk	34.5	-20.1	0	56.49	-	-	68.2	-11.71	337	154	H
8	5.469	31.18	RMS	34.5	-20.1	0	45.58	54	-8.42	-	-	337	154	H
3	5.47	39.76	Pk	34.5	-20.1	0	54.16	-	-	68.2	-14.04	337	154	H
7	5.47	30.7	RMS	34.5	-20.1	0	45.1	54	-8.9	-	-	337	154	H

This report shall not be reproduced except in full, without the written approval of UL Verification Services Inc.

VERTICAL PEAK AND AVERAGE PLOT

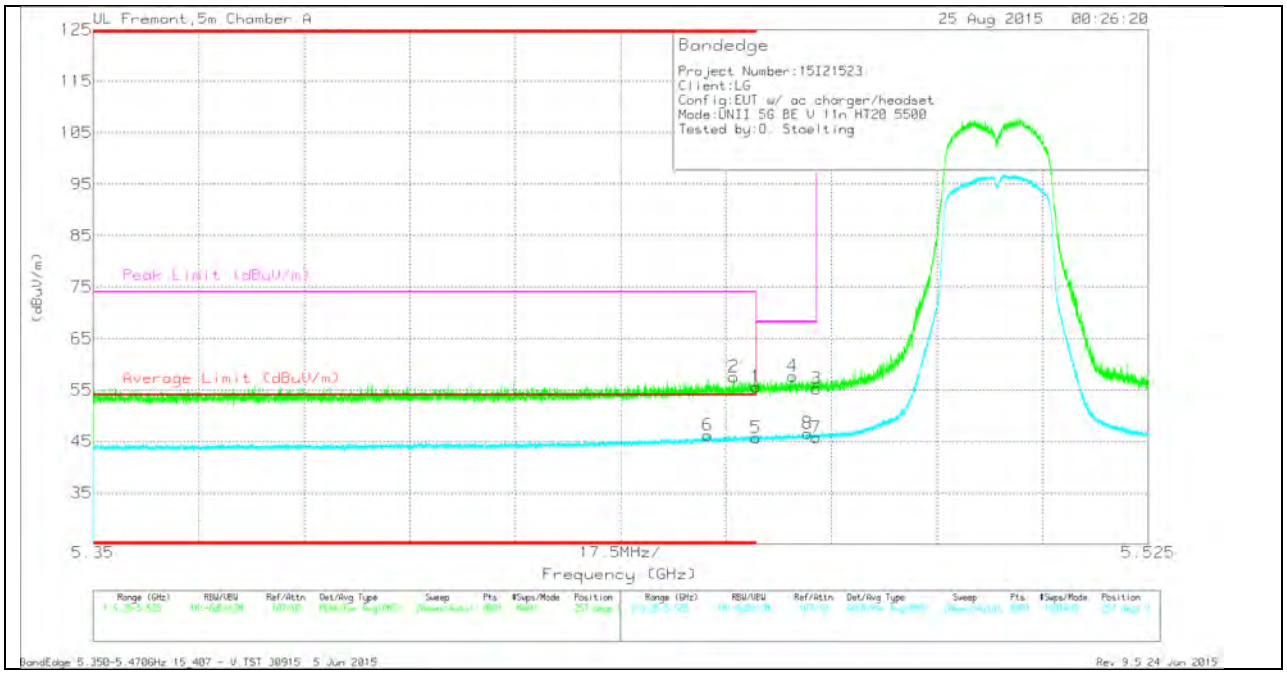

VERTICAL DATA

Marker	Frequency (GHz)	Meter Reading (dBuV)	Det	AF T136 (dB/m)	Amp/Cbl/Flt r/Pad (dB)	DC Corr (dB)	Corrected Reading (dBuV/m)	Average Limit (dBuV/m)	Margin (dB)	Peak Limit (dBuV/m)	PK Margin (dB)	Azimuth (Degs)	Height (cm)	Polarity
6	* 5.452	31.83	RMS	34.5	-20.1	0	46.23	54	-7.77	-	-	257	111	V
2	* 5.456	43.28	Pk	34.5	-20.2	0	57.58	-	-	74	-16.42	257	111	V
1	* 5.46	41.32	Pk	34.5	-20.2	0	55.62	-	-	74	-18.38	257	111	V
5	* 5.46	31.43	RMS	34.5	-20.2	0	45.73	54	-8.27	-	-	257	111	V
4	5.466	43.29	Pk	34.5	-20.1	0	57.69	-	-	68.2	-10.51	257	111	V
8	5.468	32.16	RMS	34.5	-20.1	0	46.56	54	-7.44	-	-	257	111	V
3	5.47	40.88	Pk	34.5	-20.1	0	55.28	-	-	68.2	-12.92	257	111	V
7	5.47	31.39	RMS	34.5	-20.1	0	45.79	54	-8.21	-	-	257	111	V

This report shall not be reproduced except in full, without the written approval of UL Verification Services Inc.

AUTHORIZED BANDEDGE (HIGH CHANNEL)

HORIZONTAL PEAK AND AVERAGE PLOT

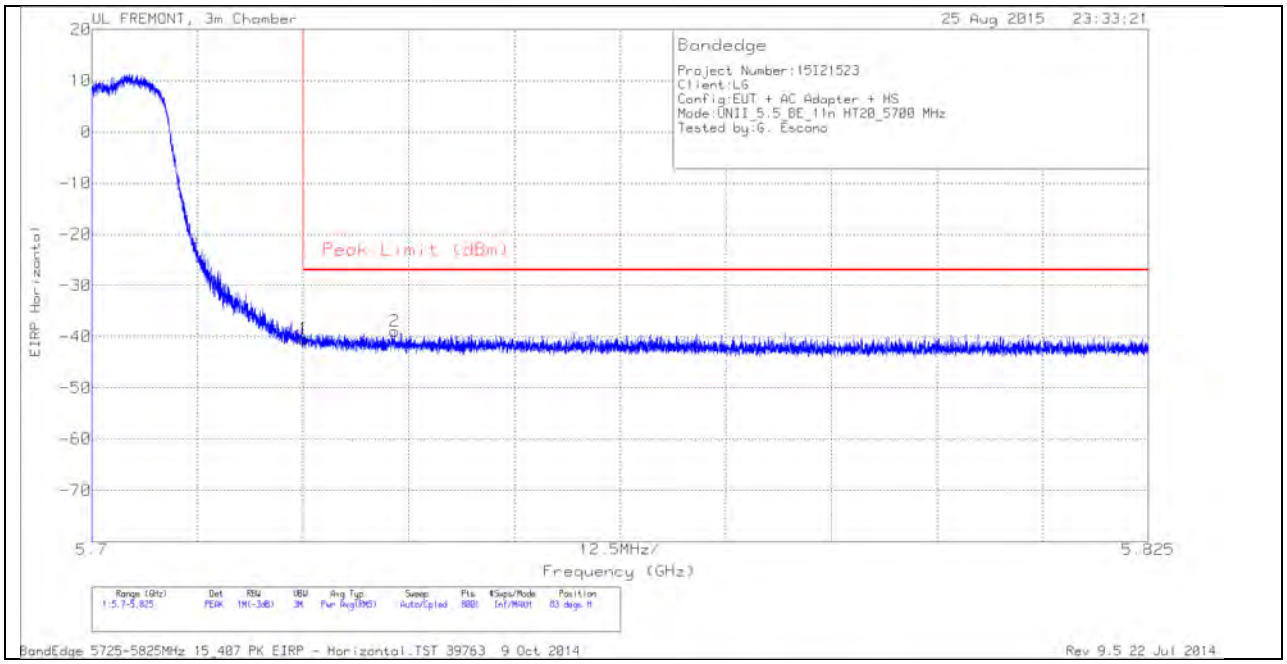

HORIZONTAL DATA

Marker	Frequency (GHz)	Meter Reading (dBm)	Det	AF T119 (dB/m)	Amp/Cbl/Filtr/Pad (dB)	Conversion Factor (dB)	Corrected Reading EIRP	Peak Limit (dBm)	PK Margin (dB)	Azimuth (Degs)	Height (cm)	Polarity
1	5.725	-66.64	PK	34.8	-20.3	11.8	-40.34	-27	-13.34	83	107	H
2	5.736	-65.17	PK	34.8	-20.4	11.8	-38.97	-27	-11.97	83	107	H

This report shall not be reproduced except in full, without the written approval of UL Verification Services Inc.

VERTICAL PEAK AND AVERAGE PLOT

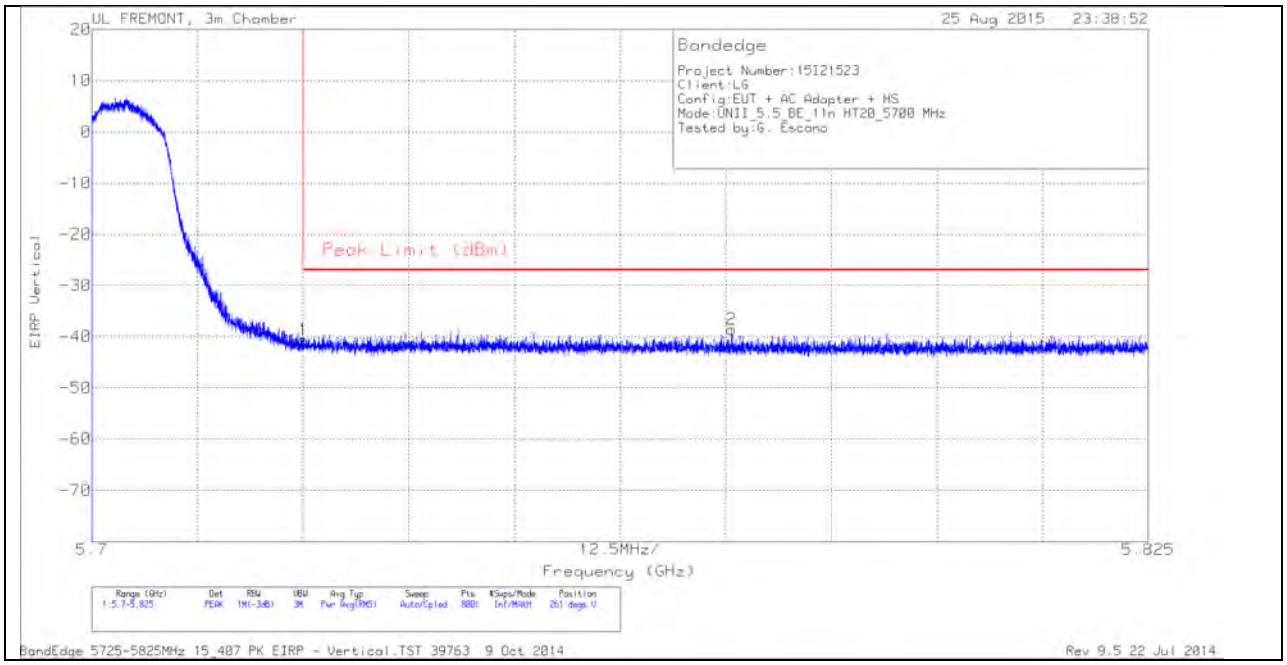

VERTICAL DATA

Marker	Frequency (GHz)	Meter Reading (dBm)	Det	AF T119 (dB/m)	Amp/Cbl/Filtr/Pad (dB)	Conversion Factor (dB)	Corrected Reading EIRP	Peak Limit (dBm)	PK Margin (dB)	Azimuth (Degs)	Height (cm)	Polarity
1	5.725	-66.89	PK	34.8	-20.3	11.8	-40.59	-27	-13.59	261	108	V
2	5.776	-64.62	PK	34.8	-20.5	11.8	-38.52	-27	-11.52	261	108	V

This report shall not be reproduced except in full, without the written approval of UL Verification Services Inc.

HARMONICS AND SPURIOUS EMISSIONS

LOW CHANNEL HORIZONTAL

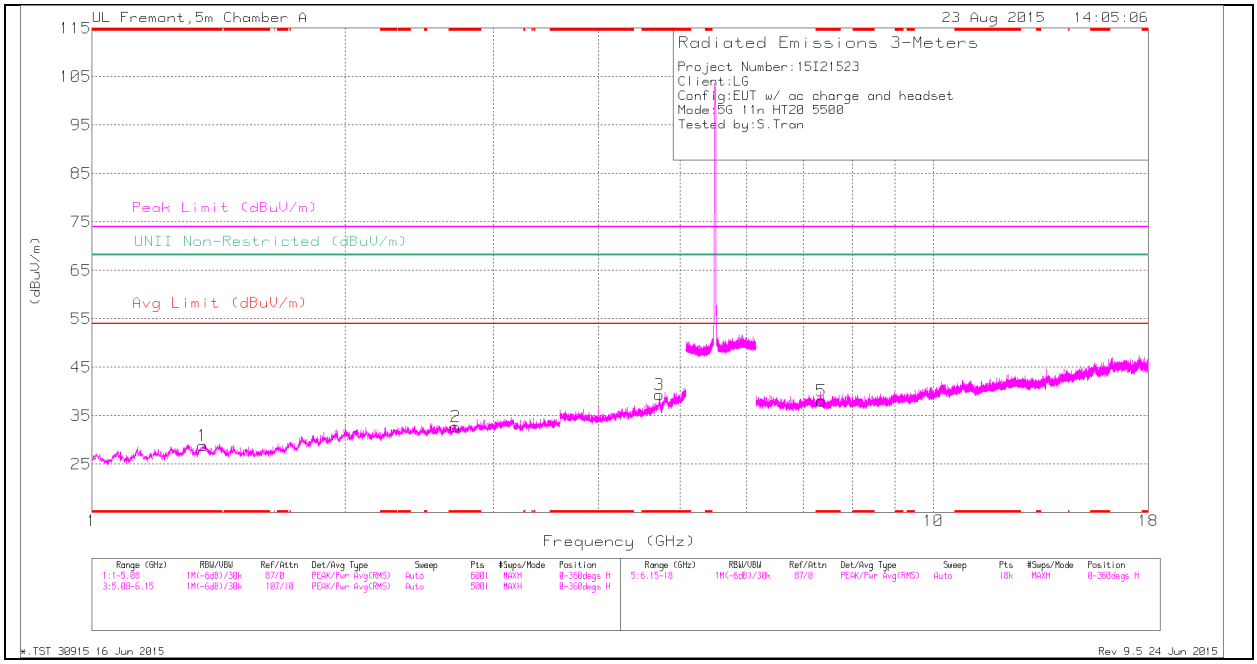

Note: Emission was scanned up to 40GHz; No emissions were detected above the noise floor which was at least 20dB below the specification limit.

This report shall not be reproduced except in full, without the written approval of UL Verification Services Inc.

LOW CHANNEL VERTICAL

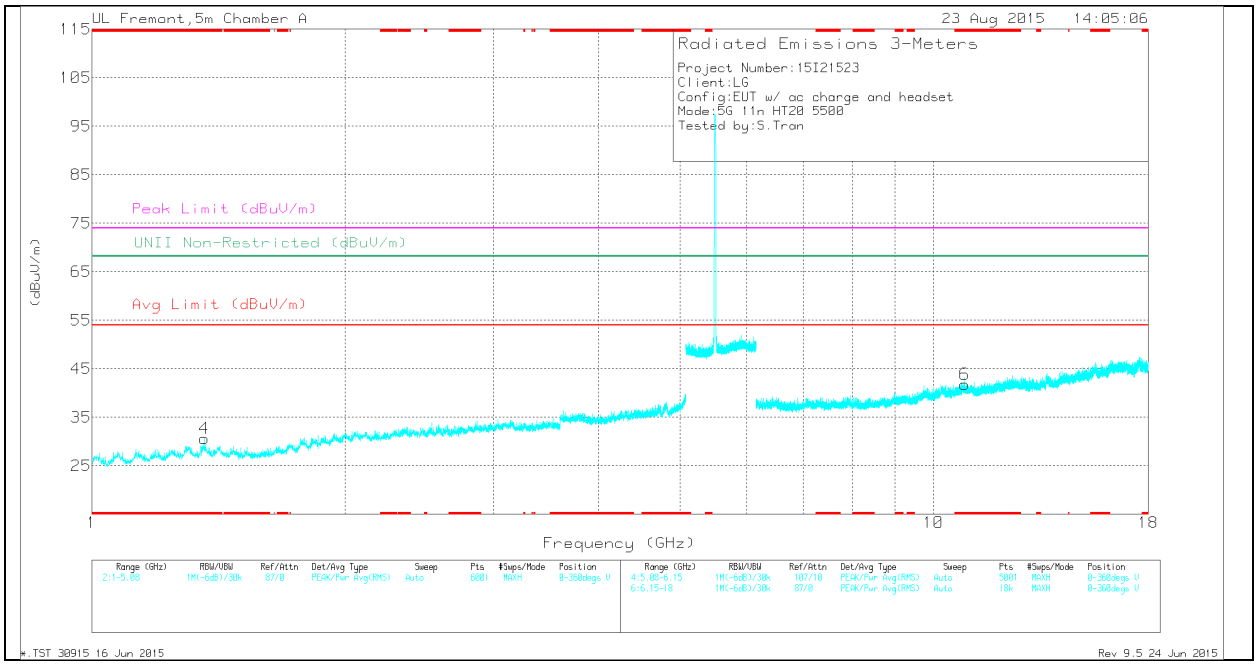

Note: Emission was scanned up to 40GHz; No emissions were detected above the noise floor which was at least 20dB below the specification limit.

This report shall not be reproduced except in full, without the written approval of UL Verification Services Inc.

LOW CHANNEL DATA

TRACE MARKERS

Marker	Frequency (GHz)	Meter Reading (dBuV)	Det	AF T136 (dB/m)	Amp/Cbl/Fltr /Pad (dB)	Corrected Reading (dBuV/m)	Avg Limit (dBuV/m)	Margin (dB)	Peak Limit (dBuV/m)	PK Margin (dB)	UNII Non-Restricted (dBuV/m)	PK Margin (dB)	Azimuth (Degs)	Height (cm)	Polarity
1	* 1.354	35.46	Pk	28.7	-35.3	28.86	-	-	74	-45.14	-	-	0-360	100	H
2	* 2.707	34.64	Pk	32.2	-34.1	32.74	-	-	74	-41.26	-	-	0-360	100	H
3	* 4.724	35.62	Pk	34.1	-30.4	39.32	-	-	74	-34.68	-	-	0-360	100	H
4	* 1.359	37.17	Pk	28.7	-35.2	30.67	-	-	74	-43.33	-	-	0-360	100	V
5	* 7.357	28.09	Pk	35.5	-25.6	37.99	-	-	74	-36.01	-	-	0-360	100	H
6	* 10.896	26.16	Pk	37.8	-22.2	41.76	-	-	74	-32.24	-	-	0-360	200	V

PK - Peak detector

RADIATED EMISSIONS

Frequency (GHz)	Meter Reading (dBuV)	Det	AF T136 (dB/m)	Amp/Cbl/Fltr/Pad (dB)	Corrected Reading (dBuV/m)	Avg Limit (dBuV/m)	Margin (dB)	Peak Limit (dBuV/m)	PK Margin (dB)	UNII Non-Restricted (dBuV/m)	PK Margin (dB)	Azimuth (Degs)	Height (cm)	Polarity
* 1.353	43.93	PK-U	28.7	-35.3	37.33	-	-	74	-36.67	-	-	1	100	H
* 1.355	32.79	ADR	28.7	-35.3	26.19	54	-27.81	-	-	-	-	1	100	H
* 2.707	43.48	PK-U	32.2	-34.1	41.58	-	-	74	-32.42	-	-	1	100	H
* 2.706	31.32	ADR	32.2	-34.1	29.42	54	-24.58	-	-	-	-	1	100	H
* 1.36	44.39	PK-U	28.7	-35.2	37.89	-	-	74	-36.11	-	-	1	100	V
* 1.36	32.71	ADR	28.7	-35.2	26.21	54	-27.79	-	-	-	-	1	100	V
* 7.359	36.45	PK-U	35.5	-25.6	46.35	-	-	74	-27.65	-	-	1	100	H
* 10.894	34.09	PK-U	37.8	-22.2	49.69	-	-	74	-24.31	-	-	1	201	V
* 10.897	22.79	ADR	37.8	-22.2	38.39	54	-15.61	-	-	-	-	1	201	V

This report shall not be reproduced except in full, without the written approval of UL Verification Services Inc.

MID CHANNEL HORIZONTAL

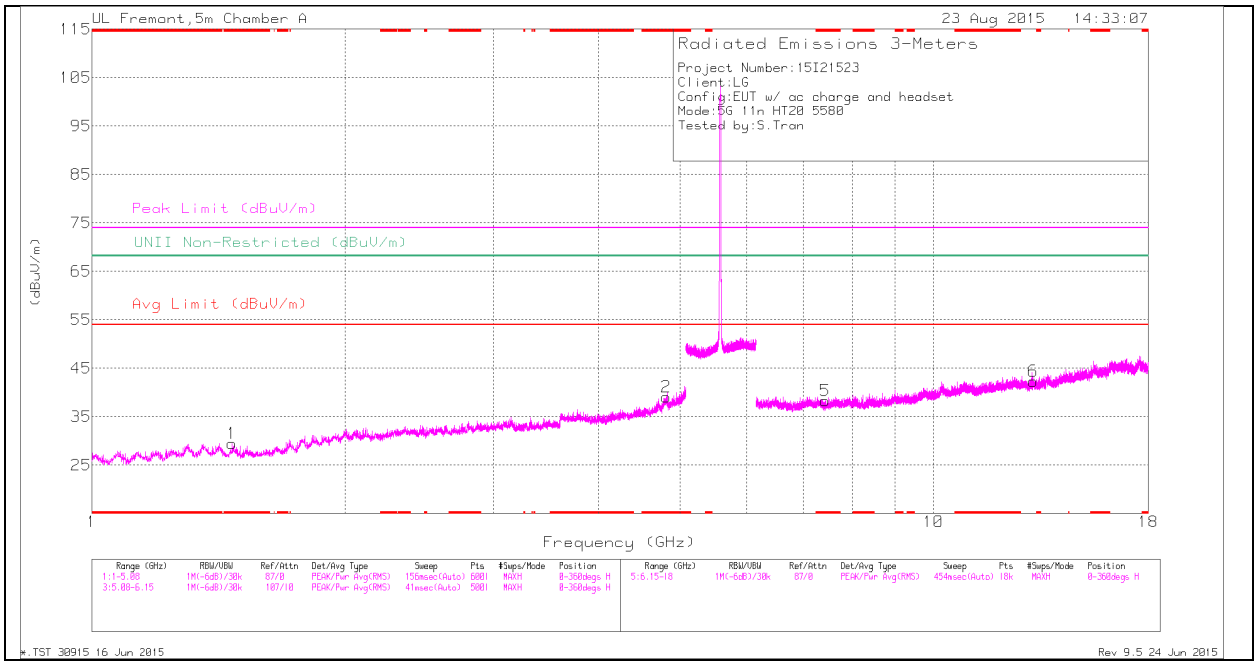

Note: Emission was scanned up to 40GHz; No emissions were detected above the noise floor which was at least 20dB below the specification limit.

UL VERIFICATION SERVICES INC. FORM NO: CCSUP4701H
47173 BENICIA STREET, FREMONT, CA 94538, USA TEL: (510) 771-1000 FAX: (510) 661-0888

This report shall not be reproduced except in full, without the written approval of UL Verification Services Inc.

MID CHANNEL VERTICAL

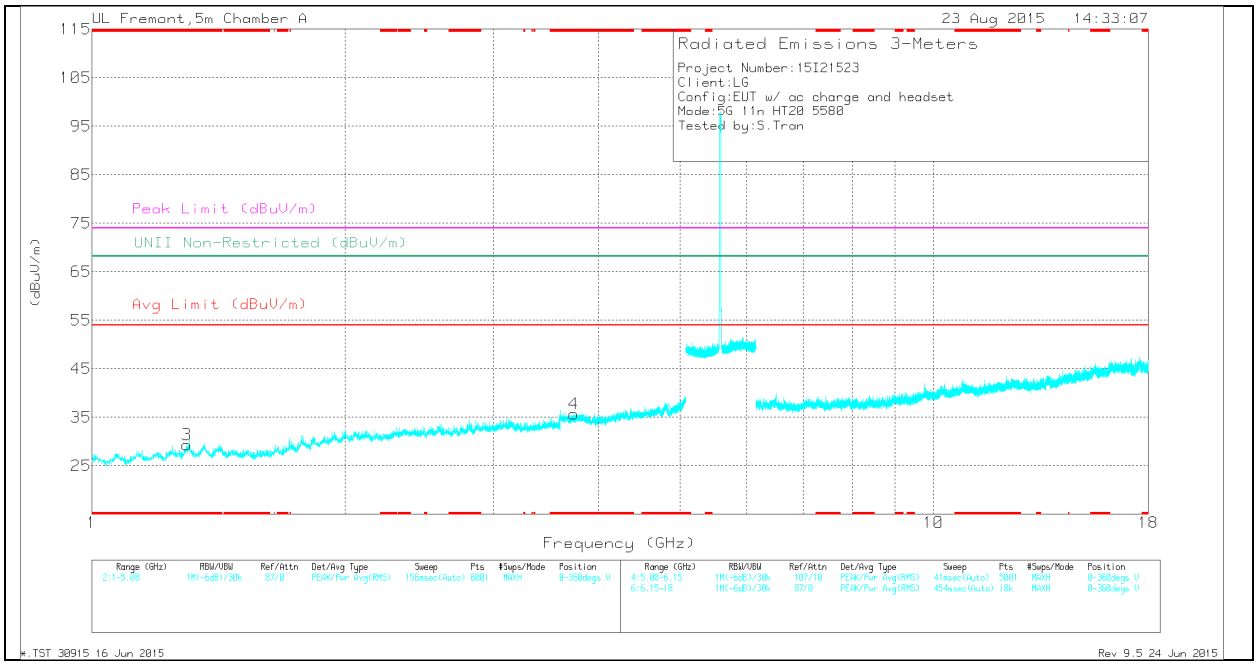

Note: Emission was scanned up to 40GHz; No emissions were detected above the noise floor which was at least 20dB below the specification limit.

This report shall not be reproduced except in full, without the written approval of UL Verification Services Inc.

MID CHANNEL DATA

TRACE MARKERS

Marker	Frequency (GHz)	Meter Reading (dBuV)	Det	AF T136 (dB/m)	Amp/Cbl/Fltr /Pad (dB)	Corrected Reading (dBuV/m)	Avg Limit (dBuV/m)	Margin (dB)	Peak Limit (dBuV/m)	PK Margin (dB)	UNII Non-Restricted (dBuV/m)	PK Margin (dB)	Azimuth (Degs)	Height (cm)	Polarity
1	* 1.468	36.53	Pk	28.2	-35.3	29.43	-	-	74	-44.57	-	-	0-360	201	H
2	* 4.815	35.06	Pk	33.9	-29.9	39.06	-	-	74	-34.94	-	-	0-360	100	H
3	* 1.297	36.1	Pk	28.8	-35.6	29.3	-	-	74	-44.7	-	-	0-360	100	V
4	* 3.741	34.46	Pk	33.3	-32.1	35.66	-	-	74	-38.34	-	-	0-360	100	V
5	* 7.44	29.1	Pk	35.5	-26.3	38.3	-	-	74	-35.7	-	-	0-360	201	H
6	13.138	25.92	Pk	39	-22.6	42.32	-	-	-	-	68.2	-25.88	0-360	201	H

PK - Peak detector

RADIATED EMISSIONS

Frequency (GHz)	Meter Reading (dBuV)	Det	AF T136 (dB/m)	Amp/Cbl/Fltr/Pad (dB)	Corrected Reading (dBuV/m)	Avg Limit (dBuV/m)	Margin (dB)	Peak Limit (dBuV/m)	PK Margin (dB)	UNII Non-Restricted (dBuV/m)	PK Margin (dB)	Azimuth (Degs)	Height (cm)	Polarity
* 1.467	44	PK-U	28.2	-35.3	36.9	-	-	74	-37.1	-	-	1	202	H
* 1.469	32.5	ADR	28.2	-35.4	25.3	54	-28.7	-	-	-	-	1	202	H
* 4.815	41.51	PK-U	33.9	-29.9	45.51	-	-	74	-28.49	-	-	1	100	H
* 4.815	30.6	ADR	33.9	-29.9	34.6	54	-19.4	-	-	-	-	1	100	H
* 1.298	44.25	PK-U	28.8	-35.6	37.45	-	-	74	-36.55	-	-	1	100	V
* 1.296	32.76	ADR	28.8	-35.7	25.86	54	-28.14	-	-	-	-	1	100	V
* 3.743	42.03	PK-U	33.3	-32.1	43.23	-	-	74	-30.77	-	-	1	100	V
* 3.739	30.8	ADR	33.3	-32.1	32	54	-22	-	-	-	-	1	100	V
* 7.439	36.46	PK-U	35.5	-26.3	45.66	-	-	74	-28.34	-	-	1	202	H
* 7.441	25.58	ADR	35.5	-26.3	34.78	54	-19.22	-	-	-	-	1	202	H
13.137	34.21	PK-U	39	-22.7	50.51	-	-	-	-	68.2	-17.69	1	202	H
13.137	22.85	ADR	39	-22.7	39.15	-	-	-	-	-	-	1	202	H

UL VERIFICATION SERVICES INC. FORM NO: CCSUP4701H
47173 BENICIA STREET, FREMONT, CA 94538, USA TEL: (510) 771-1000 FAX: (510) 661-0888

This report shall not be reproduced except in full, without the written approval of UL Verification Services Inc.

HIGH CHANNEL HORIZONTAL

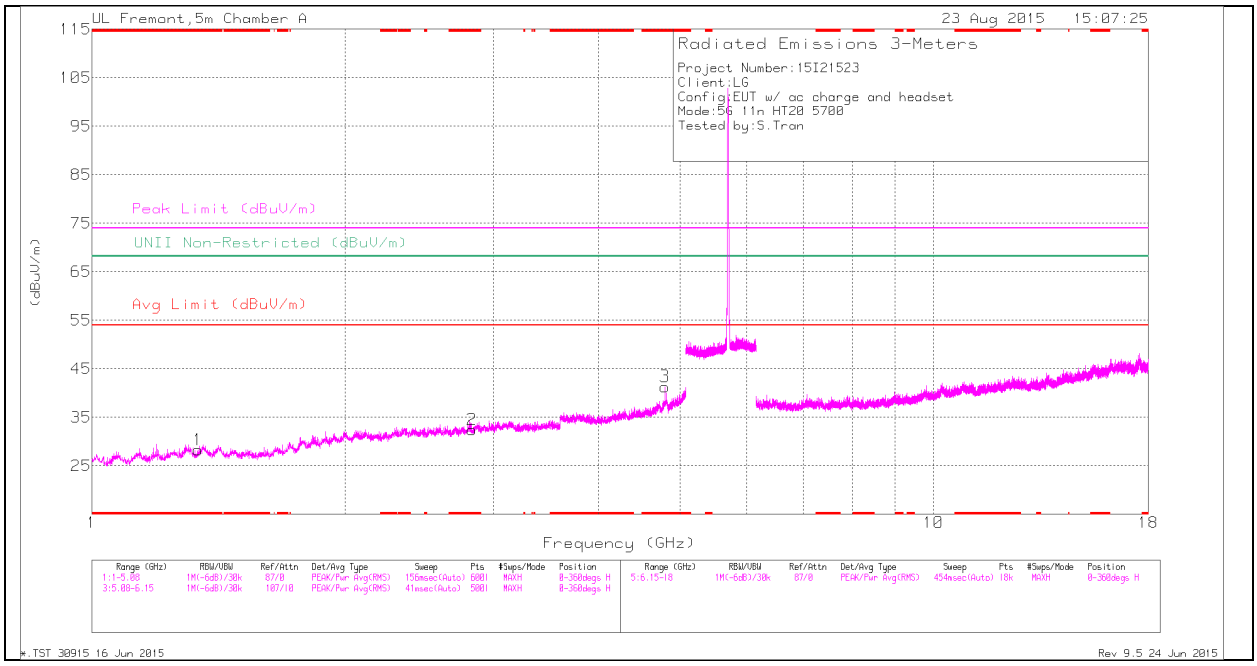

Note: Emission was scanned up to 40GHz; No emissions were detected above the noise floor which was at least 20dB below the specification limit.

This report shall not be reproduced except in full, without the written approval of UL Verification Services Inc.

HIGH CHANNEL VERTICAL

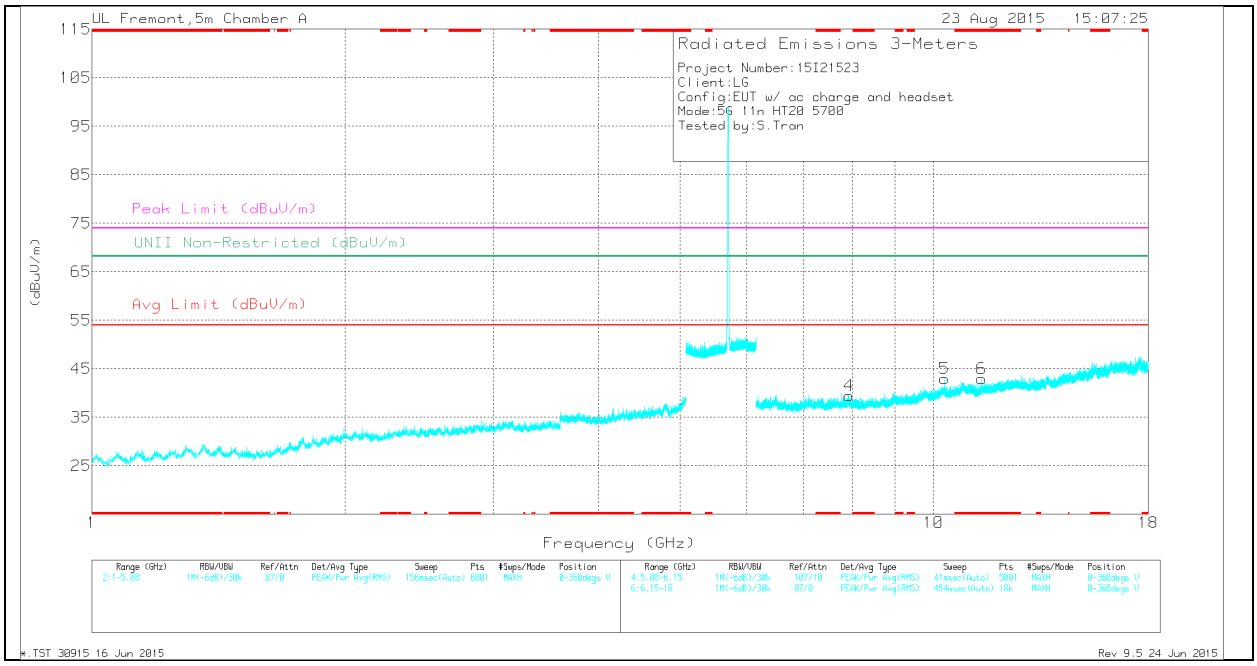

Note: Emission was scanned up to 40GHz; No emissions were detected above the noise floor which was at least 20dB below the specification limit.

This report shall not be reproduced except in full, without the written approval of UL Verification Services Inc.

HIGH CHANNEL DATA

TRACE MARKERS

Marker	Frequency (GHz)	Meter Reading (dBuV)	Det	AF T136 (dB/m)	Amp/Cbl/Fltr /Pad (dB)	Corrected Reading (dBuV/m)	Avg Limit (dBuV/m)	Margin (dB)	Peak Limit (dBuV/m)	PK Margin (dB)	UNII Non-Restricted (dBuV/m)	PK Margin (dB)	Azimuth (Degs)	Height (cm)	Polarity
1	* 1.337	34.96	Pk	28.7	-35.4	28.26	-	-	74	-45.74	-	-	0-360	100	H
2	* 2.828	33.36	Pk	32.5	-33.4	32.46	-	-	74	-41.54	-	-	0-360	100	H
3	* 4.798	37.35	Pk	34	-30	41.35	-	-	74	-32.65	-	-	0-360	100	H
6	* 11.402	27.53	Pk	37.9	-22.4	43.03	-	-	74	-30.97	-	-	0-360	100	V
4	7.936	29.54	Pk	35.7	-25.8	39.44	-	-	-	-	68.2	-28.76	0-360	100	V
5	10.301	28.25	Pk	37.3	-22.6	42.95	-	-	-	-	68.2	-25.25	0-360	100	V

PK - Peak detector

RADIATED EMISSIONS

Frequency (GHz)	Meter Reading (dBuV)	Det	AF T136 (dB/m)	Amp/Cbl/Fltr/Pad (dB)	Corrected Reading (dBuV/m)	Avg Limit (dBuV/m)	Margin (dB)	Peak Limit (dBuV/m)	PK Margin (dB)	UNII Non-Restricted (dBuV/m)	PK Margin (dB)	Azimuth (Degs)	Height (cm)	Polarity
* 1.338	43.3	PK-U	28.7	-35.4	36.6	-	-	74	-37.4	-	-	1	100	H
* 1.338	31.7	ADR	28.7	-35.4	25	54	-29	-	-	-	-	1	100	H
* 2.829	42.29	PK-U	32.5	-33.4	41.39	-	-	74	-32.61	-	-	1	100	H
* 2.827	30.65	ADR	32.5	-33.4	29.75	54	-24.25	-	-	-	-	1	100	H
* 4.799	41.44	PK-U	34	-30	45.44	-	-	74	-28.56	-	-	1	100	H
* 4.797	30.15	ADR	34	-30	34.15	54	-19.85	-	-	-	-	1	100	H
* 11.4	33.54	PK-U	37.9	-22.4	49.04	-	-	74	-24.96	-	-	1	100	V
* 11.4	22.64	ADR	37.9	-22.4	38.14	54	-15.86	-	-	-	-	1	100	V
7.936	36.42	PK-U	35.7	-25.8	46.32	-	-	-	-	68.2	-21.88	1	100	V
7.936	25.8	ADR	35.7	-25.8	35.7	-	-	-	-	-	-	1	100	V
10.299	34.17	PK-U	37.3	-22.5	48.97	-	-	-	-	68.2	-19.23	1	100	V
10.3	23.27	ADR	37.3	-22.5	38.07	-	-	-	-	-	-	1	100	V

UL VERIFICATION SERVICES INC. FORM NO: CCSUP4701H
47173 BENICIA STREET, FREMONT, CA 94538, USA TEL: (510) 771-1000 FAX: (510) 661-0888

This report shall not be reproduced except in full, without the written approval of UL Verification Services Inc.

11.2.3. TX ABOVE 1 GHz 802.11n HT40 MODE IN THE 5.5 GHz BAND RESTRICTED BANDEDGE (LOW CHANNEL)

HORIZONTAL PEAK AND AVERAGE PLOT

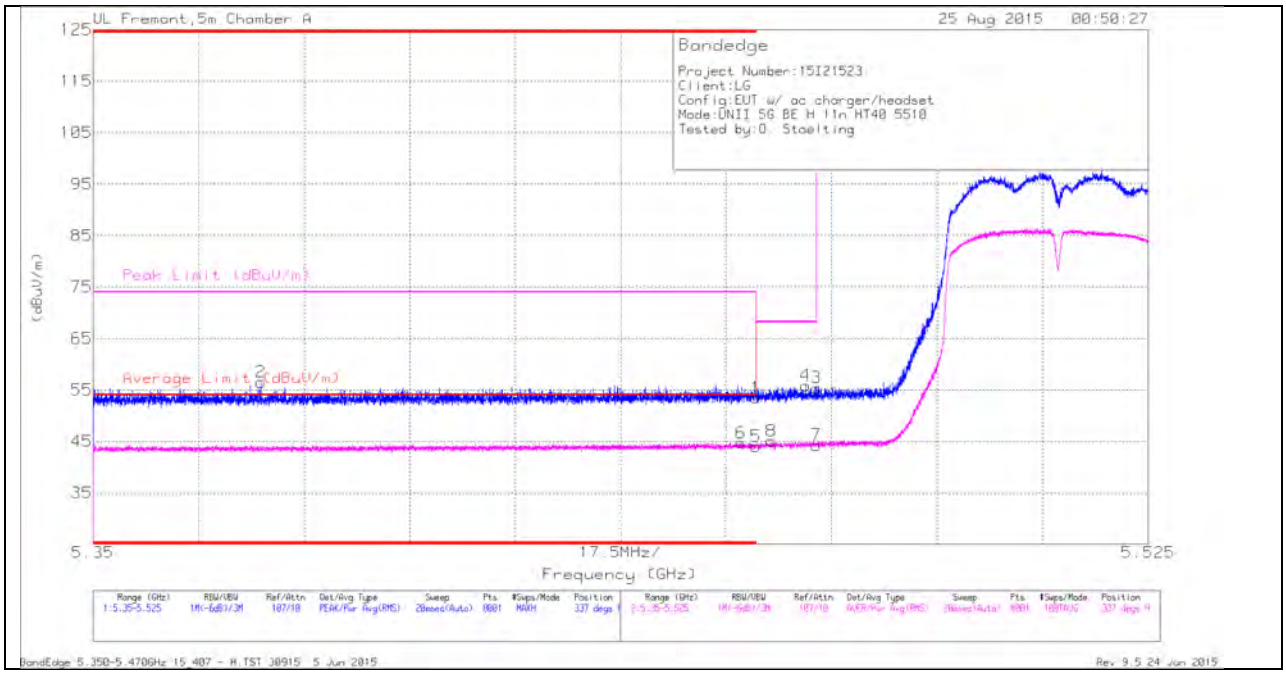

HORIZONTAL DATA

Marker	Frequency (GHz)	Meter Reading (dBuV)	Det	AF T136 (dB/m)	Amp/Cbl/Flt r/Pad (dB)	DC Corr (dB)	Corrected Reading (dBuV/m)	Average Limit (dBuV/m)	Margin (dB)	Peak Limit (dBuV/m)	PK Margin (dB)	Azimuth (Degs)	Height (cm)	Polarity
2	* 5.378	42.01	Pk	34.6	-20.1	0	56.51	-	-	74	-17.49	337	154	H
6	* 5.457	30.4	RMS	34.5	-20.2	0	44.7	54	-9.3	-	-	337	154	H
1	* 5.46	39.18	Pk	34.5	-20.2	0	53.48	-	-	74	-20.52	337	154	H
5	* 5.46	29.69	RMS	34.5	-20.2	0	43.99	54	-10.01	-	-	337	154	H
8	5.463	30.78	RMS	34.5	-20.2	0	45.08	54	-8.92	-	-	337	154	H
4	5.468	41.46	Pk	34.5	-20.1	0	55.86	-	-	68.2	-12.34	337	154	H
3	5.47	40.99	Pk	34.5	-20.1	0	55.39	-	-	68.2	-12.81	337	154	H
7	5.47	29.84	RMS	34.5	-20.1	0	44.24	54	-9.76	-	-	337	154	H

This report shall not be reproduced except in full, without the written approval of UL Verification Services Inc.

VERTICAL PEAK AND AVERAGE PLOT

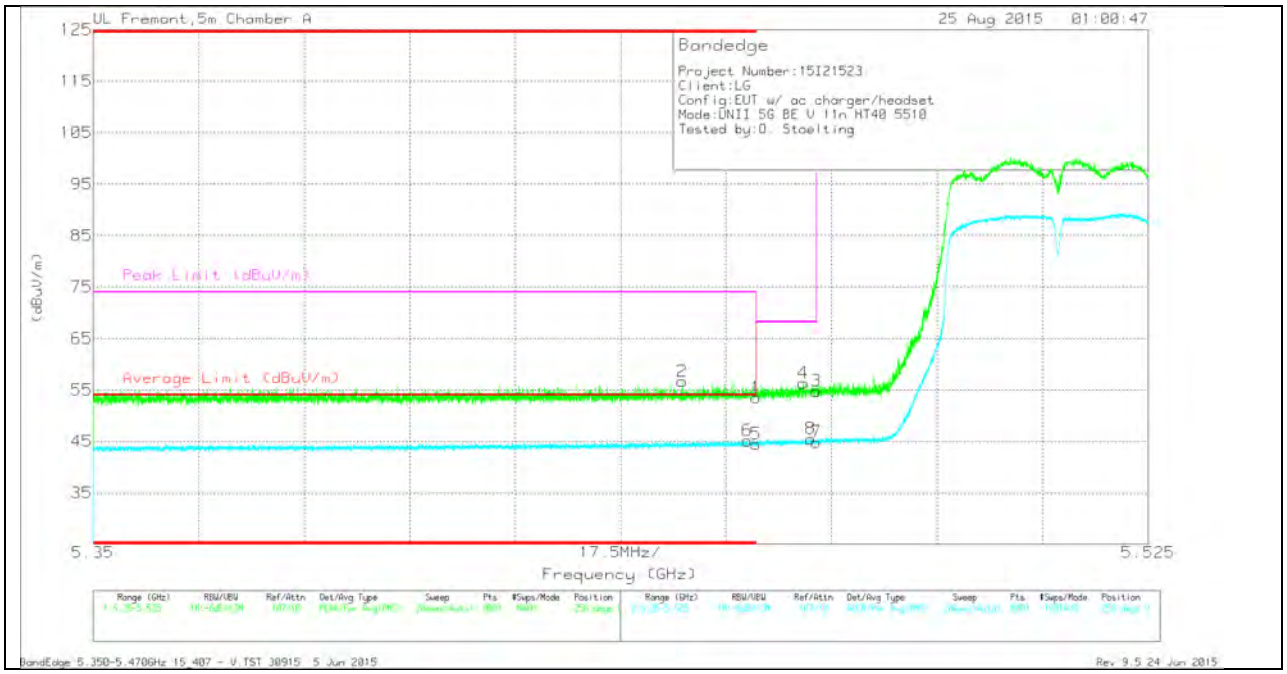

VERTICAL DATA

Marker	Frequency (GHz)	Meter Reading (dBuV)	Det	AF T136 (dB/m)	Amp/Cbl/Flt r/Pad (dB)	DC Corr (dB)	Corrected Reading (dBuV/m)	Average Limit (dBuV/m)	Margin (dB)	Peak Limit (dBuV/m)	PK Margin (dB)	Azimuth (Degs)	Height (cm)	Polarity
2	* 5.448	42.39	Pk	34.5	-20.2	0	56.69	-	-	74	-17.31	256	214	V
6	* 5.459	30.86	RMS	34.5	-20.2	0	45.16	54	-8.84	-	-	256	214	V
1	* 5.46	39.17	Pk	34.5	-20.2	0	53.47	-	-	74	-20.53	256	214	V
5	* 5.46	30.2	RMS	34.5	-20.2	0	44.5	54	-9.5	-	-	256	214	V
4	5.468	41.94	Pk	34.5	-20.1	0	56.34	-	-	68.2	-11.86	256	214	V
8	5.469	31.09	RMS	34.5	-20.1	0	45.49	54	-8.51	-	-	256	214	V
3	5.47	40.4	Pk	34.5	-20.1	0	54.8	-	-	68.2	-13.4	256	214	V
7	5.47	30.47	RMS	34.5	-20.1	0	44.87	54	-9.13	-	-	256	214	V

This report shall not be reproduced except in full, without the written approval of UL Verification Services Inc.

AUTHORIZED BANDEDGE (HIGH CHANNEL)

HORIZONTAL PEAK AND AVERAGE PLOT

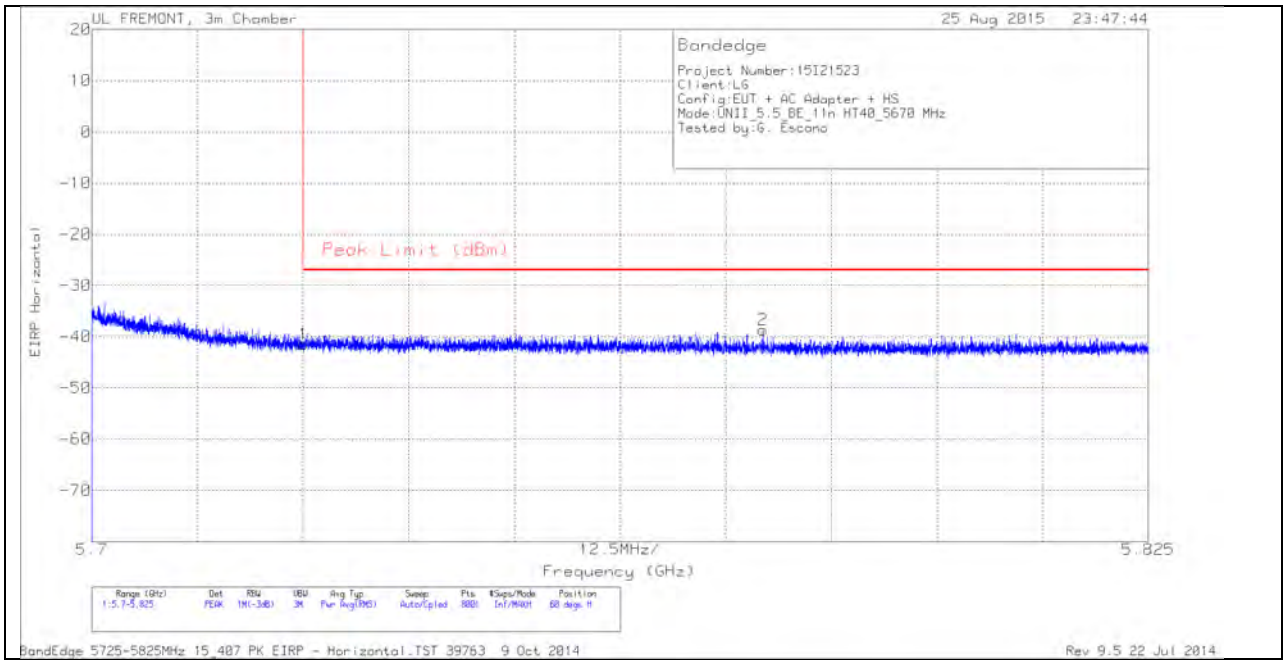

HORIZONTAL DATA

Marker	Frequency (GHz)	Meter Reading (dBm)	Det	AF T119 (dB/m)	Amp/Cbl/Filtr/Pad (dB)	Conversion Factor (dB)	Corrected Reading EIRP	Peak Limit (dBm)	PK Margin (dB)	Azimuth (Degs)	Height (cm)	Polarity
1	5.725	-67.84	PK	34.8	-20.3	11.8	-41.54	-27	-14.54	60	102	H
2	5.779	-64.79	PK	34.8	-20.5	11.8	-38.69	-27	-11.69	60	102	H

This report shall not be reproduced except in full, without the written approval of UL Verification Services Inc.

VERTICAL PEAK AND AVERAGE PLOT

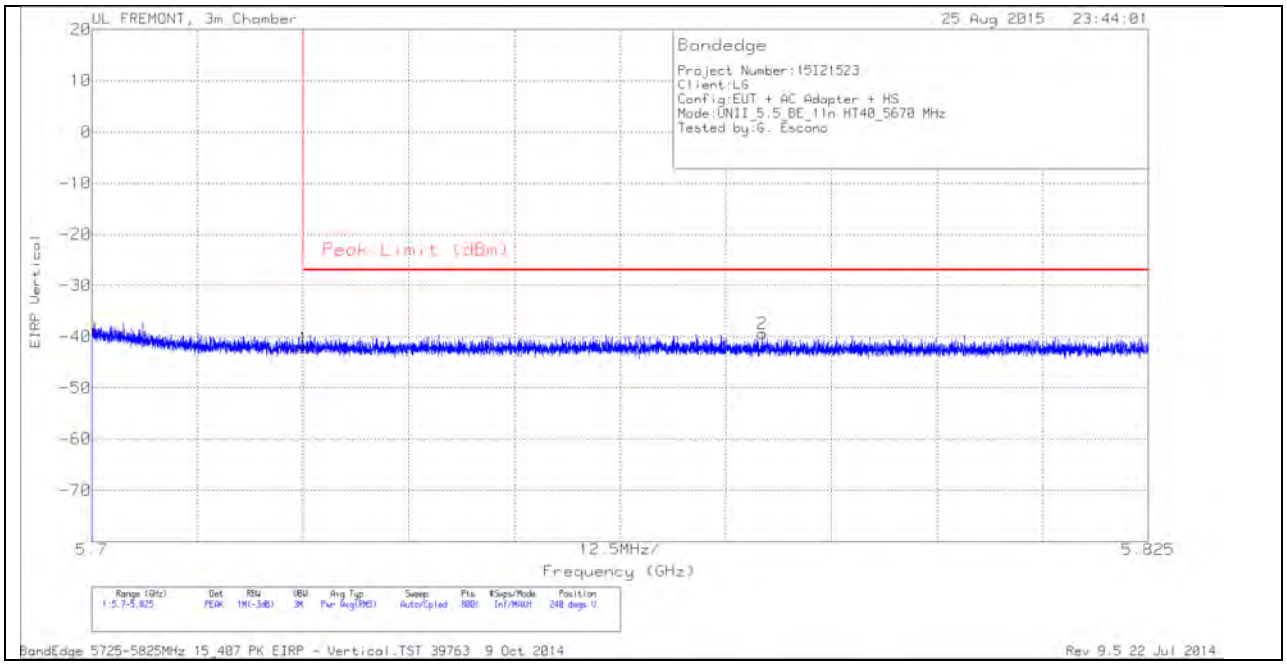

VERTICAL DATA

Marker	Frequency (GHz)	Meter Reading (dBm)	Det	AF T119 (dB/m)	Amp/Cbl/Filtr/Pad (dB)	Conversion Factor (dB)	Corrected Reading EIRP	Peak Limit (dBm)	PK Margin (dB)	Azimuth (Degs)	Height (cm)	Polarity
1	5.725	-68.58	PK	34.8	-20.3	11.8	-42.28	-27	-15.28	240	328	V
2	5.779	-65.56	PK	34.8	-20.5	11.8	-39.46	-27	-12.46	240	328	V

This report shall not be reproduced except in full, without the written approval of UL Verification Services Inc.

HARMONICS AND SPURIOUS EMISSIONS

LOW CHANNEL HORIZONTAL

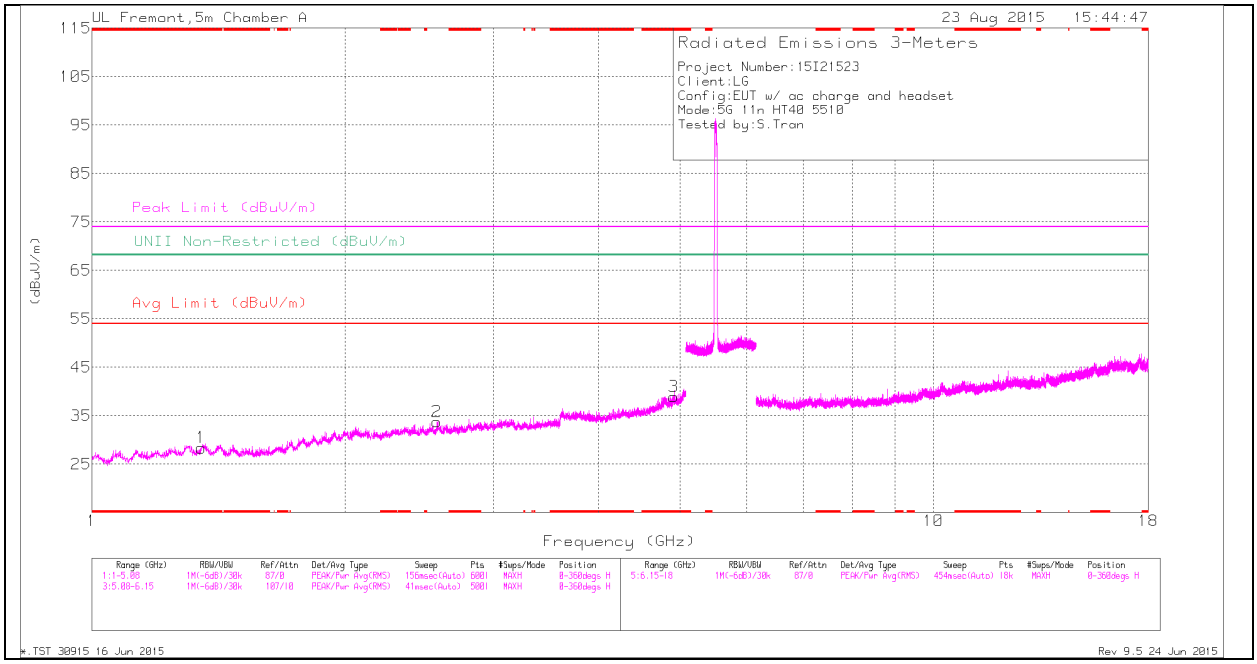

Note: Emission was scanned up to 40GHz; No emissions were detected above the noise floor which was at least 20dB below the specification limit.

This report shall not be reproduced except in full, without the written approval of UL Verification Services Inc.

LOW CHANNEL VERTICAL

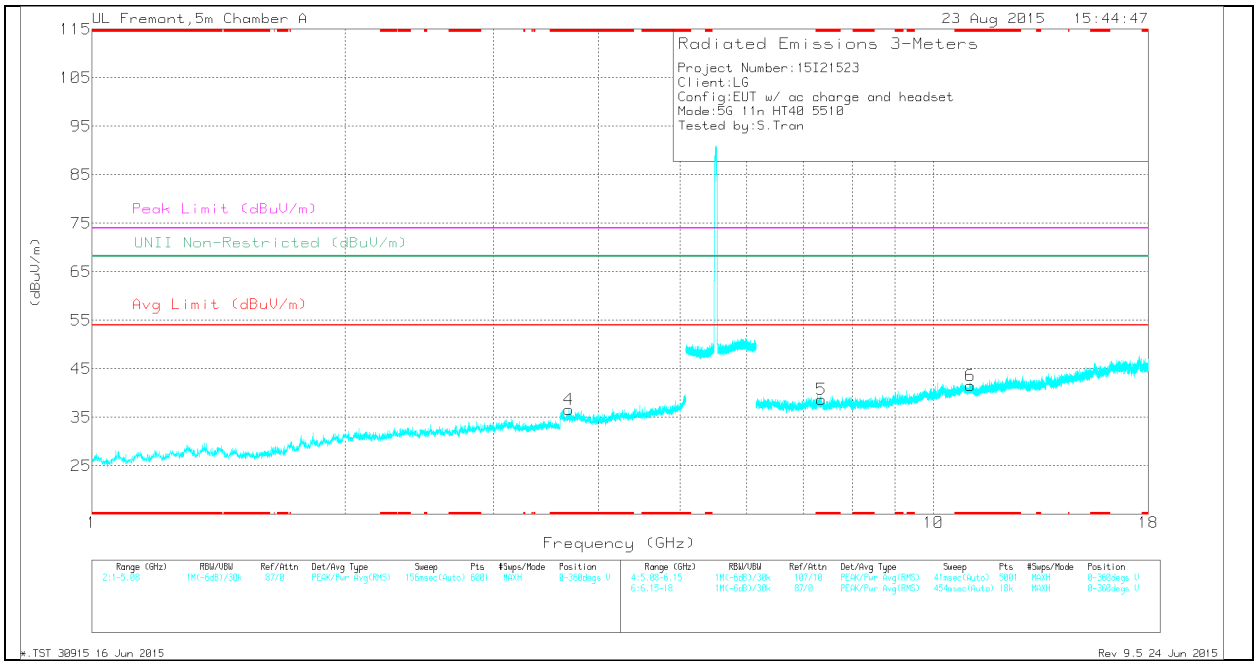

Note: Emission was scanned up to 40GHz; No emissions were detected above the noise floor which was at least 20dB below the specification limit.

This report shall not be reproduced except in full, without the written approval of UL Verification Services Inc.

LOW CHANNEL DATA

TRACE MARKERS

Marker	Frequency (GHz)	Meter Reading (dBuV)	Det	AF T136 (dB/m)	Amp/Cbl/Fltr /Pad (dB)	Corrected Reading (dBuV/m)	Avg Limit (dBuV/m)	Margin (dB)	Peak Limit (dBuV/m)	PK Margin (dB)	UNII Non-Restricted (dBuV/m)	PK Margin (dB)	Azimuth (Degs)	Height (cm)	Polarity
1	* 1.35	34.97	Pk	28.7	-35.3	28.37	-	-	74	-45.63	-	-	0-360	201	H
3	* 4.91	34.21	Pk	33.9	-29.2	38.91	-	-	74	-35.09	-	-	0-360	201	H
4	* 3.69	36.03	Pk	33.2	-32.6	36.63	-	-	74	-37.37	-	-	0-360	200	V
5	* 7.359	28.8	Pk	35.5	-25.6	38.7	-	-	74	-35.3	-	-	0-360	100	V
6	* 11.062	26.45	Pk	37.9	-22.8	41.55	-	-	74	-32.45	-	-	0-360	200	V
2	2.571	35.57	Pk	32.2	-34	33.77	-	-	-	-	68.2	-34.43	0-360	100	H

PK - Peak detector

RADIATED EMISSIONS

Frequency (GHz)	Meter Reading (dBuV)	Det	AF T136 (dB/m)	Amp/Cbl/Fltr/Pad (dB)	Corrected Reading (dBuV/m)	Avg Limit (dBuV/m)	Margin (dB)	Peak Limit (dBuV/m)	PK Margin (dB)	UNII Non-Restricted (dBuV/m)	PK Margin (dB)	Azimuth (Degs)	Height (cm)	Polarity
* 1.351	43.84	PK-U	28.7	-35.3	37.24	-	-	74	-36.76	-	-	1	202	H
* 1.351	32.52	ADR	28.7	-35.3	25.92	54	-28.08	-	-	-	-	1	202	H
* 4.912	40.66	PK-U	33.9	-29.2	45.36	-	-	74	-28.64	-	-	1	202	H
* 4.911	29.25	ADR	33.9	-29.2	33.95	54	-20.05	-	-	-	-	1	202	H
* 3.691	42.54	PK-U	33.2	-32.7	43.04	-	-	74	-30.96	-	-	1	202	V
* 3.691	31.22	ADR	33.2	-32.7	31.72	54	-22.28	-	-	-	-	1	202	V
* 7.357	36.57	PK-U	35.5	-25.6	46.47	-	-	74	-27.53	-	-	1	100	V
* 7.358	25.5	ADR	35.5	-25.6	35.4	54	-18.6	-	-	-	-	1	100	V
* 7.359	36.42	PK-U	35.5	-25.6	46.32	-	-	74	-27.68	-	-	1	100	V
* 7.358	25.32	ADR	35.5	-25.6	35.22	54	-18.78	-	-	-	-	1	100	V
* 7.36	36.15	PK-U	35.5	-25.6	46.05	-	-	74	-27.95	-	-	1	100	V
* 7.36	25.34	ADR	35.5	-25.6	35.24	54	-18.76	-	-	-	-	1	100	V
2.57	43.23	PK-U	32.2	-34	41.43	-	-	-	-	68.2	-26.77	1	100	H
2.573	31.32	ADR	32.2	-34	29.52	-	-	-	-	-	-	1	100	H

UL VERIFICATION SERVICES INC. FORM NO: CCSUP4701H
47173 BENICIA STREET, FREMONT, CA 94538, USA TEL: (510) 771-1000 FAX: (510) 661-0888

This report shall not be reproduced except in full, without the written approval of UL Verification Services Inc.

MID CHANNEL HORIZONTAL

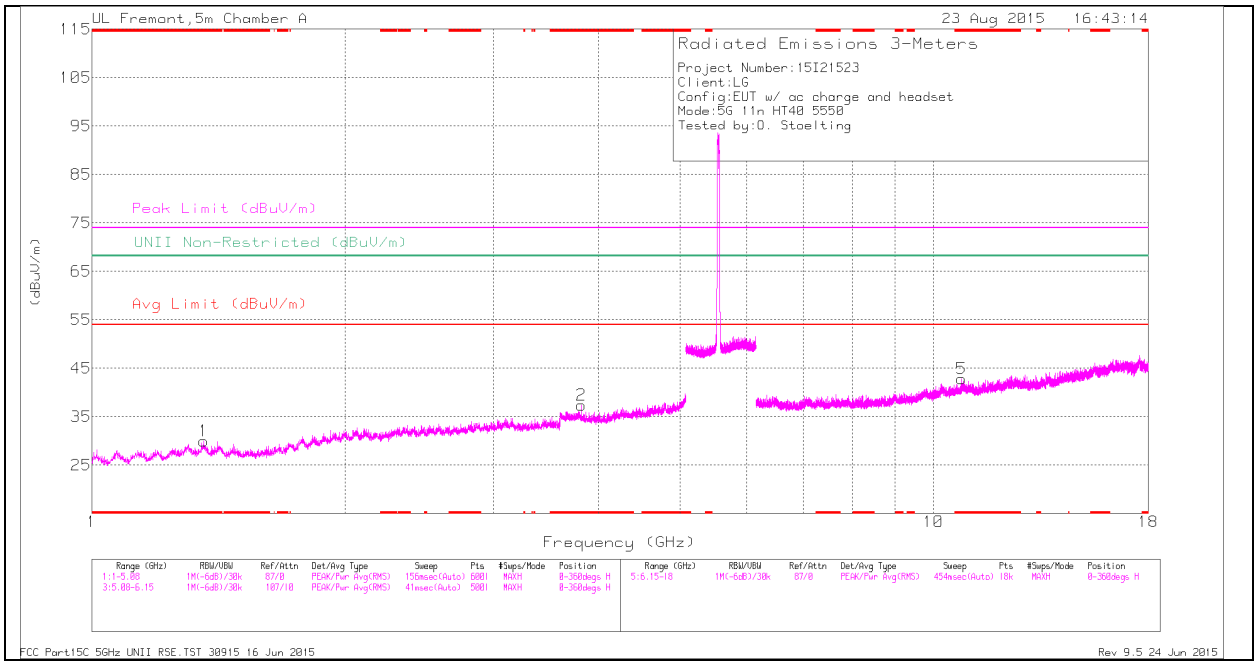

Note: Emission was scanned up to 40GHz; No emissions were detected above the noise floor which was at least 20dB below the specification limit.

This report shall not be reproduced except in full, without the written approval of UL Verification Services Inc.

MID CHANNEL VERTICAL

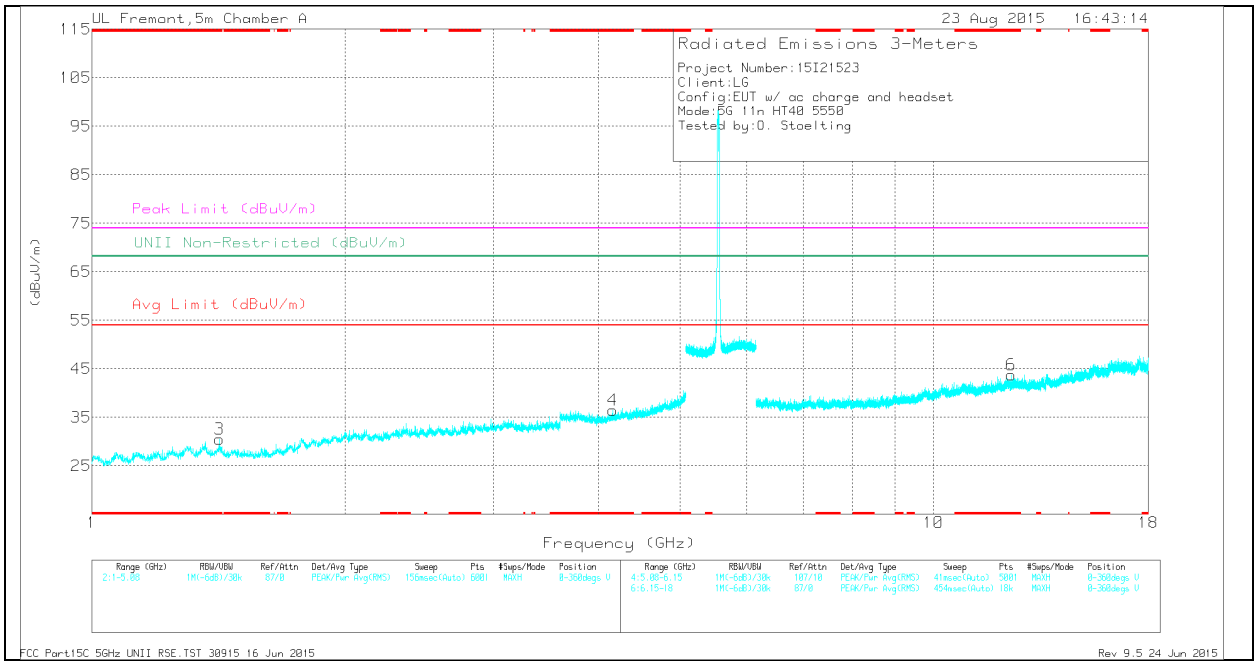

Note: Emission was scanned up to 40GHz; No emissions were detected above the noise floor which was at least 20dB below the specification limit.

This report shall not be reproduced except in full, without the written approval of UL Verification Services Inc.

MID CHANNEL DATA

TRACE MARKERS

Marker	Frequency (GHz)	Meter Reading (dBuV)	Det	AF T136 (dB/m)	Amp/Cbl/Fltr /Pad (dB)	Corrected Reading (dBuV/m)	Avg Limit (dBuV/m)	Margin (dB)	Peak Limit (dBuV/m)	PK Margin (dB)	UNII Non-Restricted (dBuV/m)	PK Margin (dB)	Azimuth (Degs)	Height (cm)	Polarity
1	* 1.357	36.54	Pk	28.7	-35.2	30.04	-	-	74	-43.96	-	-	0-360	201	H
2	* 3.817	35.63	Pk	33.4	-31.6	37.43	-	-	74	-36.57	-	-	0-360	201	H
3	* 1.417	37.1	Pk	28.5	-35.1	30.5	-	-	74	-43.5	-	-	0-360	200	V
4	* 4.157	34.75	Pk	33.3	-31.6	36.45	-	-	74	-37.55	-	-	0-360	100	V
5	* 10.803	27.42	Pk	37.8	-22.4	42.82	-	-	74	-31.18	-	-	0-360	201	H
6	* 12.374	27.52	Pk	39	-22.8	43.72	-	-	74	-30.28	-	-	0-360	100	V

PK - Peak detector

RADIATED EMISSIONS

Frequency (GHz)	Meter Reading (dBuV)	Det	AF T136 (dB/m)	Amp/Cbl/Fltr/Pad (dB)	Corrected Reading (dBuV/m)	Avg Limit (dBuV/m)	Margin (dB)	Peak Limit (dBuV/m)	PK Margin (dB)	UNII Non-Restricted (dBuV/m)	PK Margin (dB)	Azimuth (Degs)	Height (cm)	Polarity
* 1.356	44.59	PK-U	28.7	-35.3	37.99	-	-	74	-36.01	-	-	1	202	H
* 1.356	32.71	ADR	28.7	-35.3	26.11	54	-27.89	-	-	-	-	1	202	H
* 3.818	41.25	PK-U	33.4	-31.7	42.95	-	-	74	-31.05	-	-	1	202	H
* 3.818	30.36	ADR	33.4	-31.7	32.06	54	-21.94	-	-	-	-	1	202	H
* 1.416	44.51	PK-U	28.5	-35.1	37.91	-	-	74	-36.09	-	-	1	202	V
* 1.417	32.69	ADR	28.5	-35.1	26.09	54	-27.91	-	-	-	-	1	202	V
* 4.158	42.48	PK-U	33.3	-31.6	44.18	-	-	74	-29.82	-	-	1	100	V
* 4.156	30.73	ADR	33.3	-31.7	32.33	54	-21.67	-	-	-	-	1	100	V
* 10.802	33.94	PK-U	37.8	-22.5	49.24	-	-	74	-24.76	-	-	1	202	H
* 10.801	23.08	ADR	37.8	-22.5	38.38	54	-15.62	-	-	-	-	1	202	H
* 12.375	34.09	PK-U	39	-22.8	50.29	-	-	74	-23.71	-	-	1	100	V
* 12.375	23.05	ADR	39	-22.8	39.25	54	-14.75	-	-	-	-	1	100	V
* 12.372	34.12	PK-U	39	-22.9	50.22	-	-	74	-23.78	-	-	202	196	V
* 12.373	22.53	ADR	39	-22.9	38.63	54	-15.37	-	-	-	-	202	196	V

This report shall not be reproduced except in full, without the written approval of UL Verification Services Inc.

HIGH CHANNEL HORIZONTAL

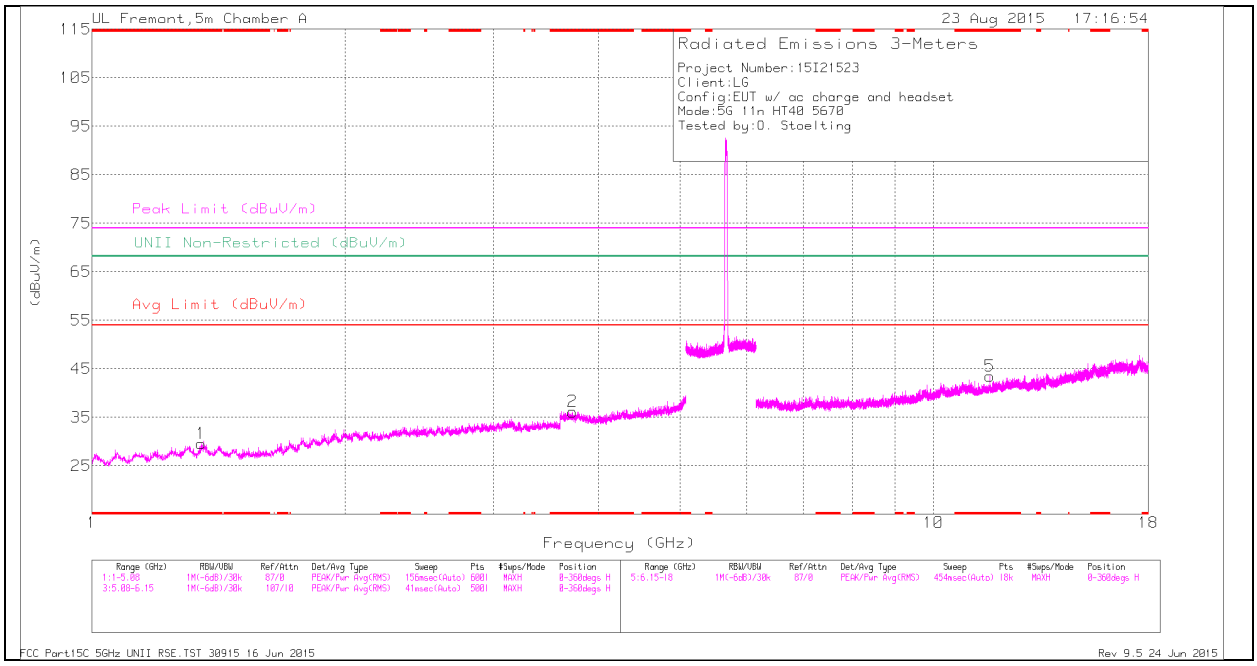

Note: Emission was scanned up to 40GHz; No emissions were detected above the noise floor which was at least 20dB below the specification limit.

This report shall not be reproduced except in full, without the written approval of UL Verification Services Inc.

HIGH CHANNEL VERTICAL

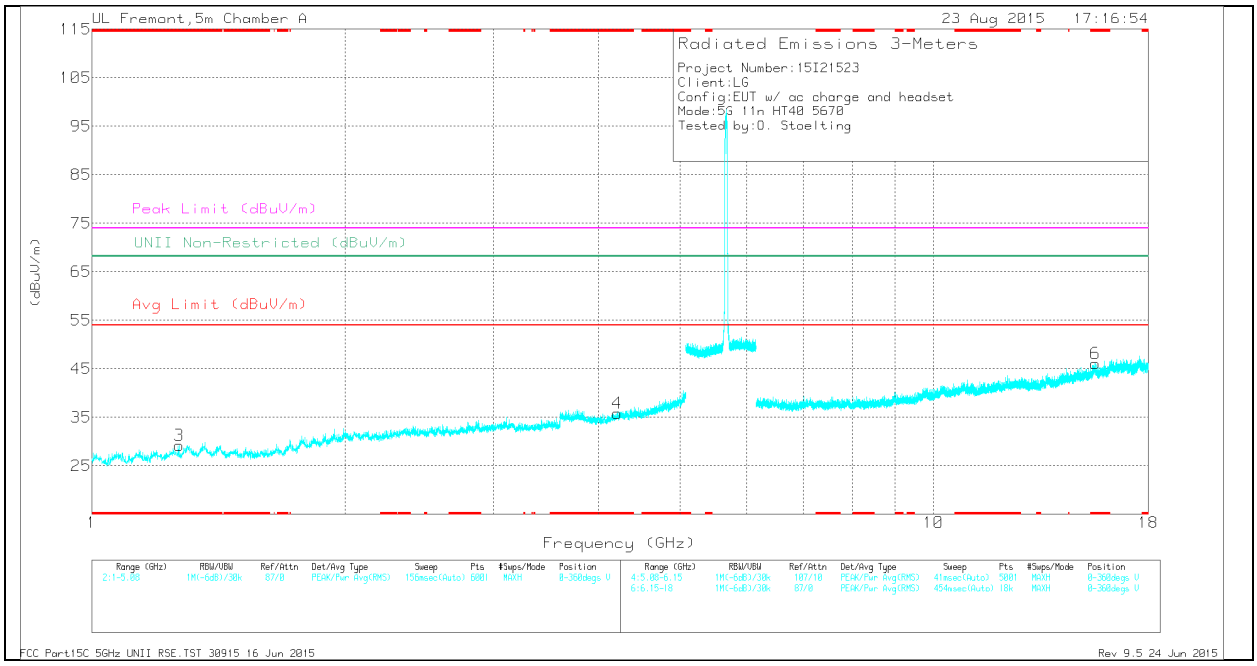

Note: Emission was scanned up to 40GHz; No emissions were detected above the noise floor which was at least 20dB below the specification limit.

This report shall not be reproduced except in full, without the written approval of UL Verification Services Inc.

HIGH CHANNEL DATA

TRACE MARKERS

Marker	Frequency (GHz)	Meter Reading (dBuV)	Det	AF T136 (dB/m)	Amp/Cbl/Fltr /Pad (dB)	Corrected Reading (dBuV/m)	Avg Limit (dBuV/m)	Margin (dB)	Peak Limit (dBuV/m)	PK Margin (dB)	UNII Non-Restricted (dBuV/m)	PK Margin (dB)	Azimuth (Degs)	Height (cm)	Polarity
1	* 1.35	36.16	Pk	28.7	-35.3	29.56	-	-	74	-44.44	-	-	0-360	100	H
2	* 3.725	35.16	Pk	33.3	-32.3	36.16	-	-	74	-37.84	-	-	0-360	201	H
3	* 1.27	36.5	Pk	28.6	-35.9	29.2	-	-	74	-44.8	-	-	0-360	200	V
4	* 4.21	33.68	Pk	33.3	-31.1	35.88	-	-	74	-38.12	-	-	0-360	100	V
5	* 11.665	27.77	Pk	38.2	-22.5	43.47	-	-	74	-30.53	-	-	0-360	201	H
6	* 15.57	27.03	Pk	40.4	-21.3	46.13	-	-	74	-27.87	-	-	0-360	100	V

PK - Peak detector

RADIATED EMISSIONS

Frequency (GHz)	Meter Reading (dBuV)	Det	AF T136 (dB/m)	Amp/Cbl/Fltr/Pad (dB)	Corrected Reading (dBuV/m)	Avg Limit (dBuV/m)	Margin (dB)	Peak Limit (dBuV/m)	PK Margin (dB)	UNII Non-Restricted (dBuV/m)	PK Margin (dB)	Azimuth (Degs)	Height (cm)	Polarity
* 1.35	43.99	PK-U	28.7	-35.3	37.39	-	-	74	-36.61	-	-	360	100	H
* 1.351	32.48	ADR	28.7	-35.3	25.88	54	-28.12	-	-	-	-	360	100	H
* 3.726	41.71	PK-U	33.3	-32.3	42.71	-	-	74	-31.29	-	-	360	202	H
* 3.726	30.84	ADR	33.3	-32.3	31.84	54	-22.16	-	-	-	-	360	202	H
* 1.27	43.45	PK-U	28.6	-35.9	36.15	-	-	74	-37.85	-	-	360	202	V
* 1.271	31.86	ADR	28.6	-35.8	24.66	54	-29.34	-	-	-	-	360	202	V
* 4.209	41.4	PK-U	33.3	-31.1	43.6	-	-	74	-30.4	-	-	360	101	V
* 4.209	30.25	ADR	33.3	-31.1	32.45	54	-21.55	-	-	-	-	360	101	V
* 11.667	34.11	PK-U	38.2	-22.5	49.81	-	-	74	-24.19	-	-	360	202	H
* 11.665	22.89	ADR	38.2	-22.5	38.59	54	-15.41	-	-	-	-	360	202	H
* 15.572	34.17	PK-U	40.4	-21.4	53.17	-	-	74	-20.83	-	-	116	110	V
* 15.572	22.84	ADR	40.4	-21.3	41.94	54	-12.06	-	-	-	-	116	110	V

UL VERIFICATION SERVICES INC. FORM NO: CCSUP4701H
47173 BENICIA STREET, FREMONT, CA 94538, USA TEL: (510) 771-1000 FAX: (510) 661-0888

This report shall not be reproduced except in full, without the written approval of UL Verification Services Inc.

11.2.4. TX ABOVE 1 GHz 802.11ac HT80 MODE IN THE 5.5 GHz BAND RESTRICTED BANDEDGE (LOW CHANNEL)

LOWER EDGE, HORIZONTAL PEAK AND AVERAGE PLOT

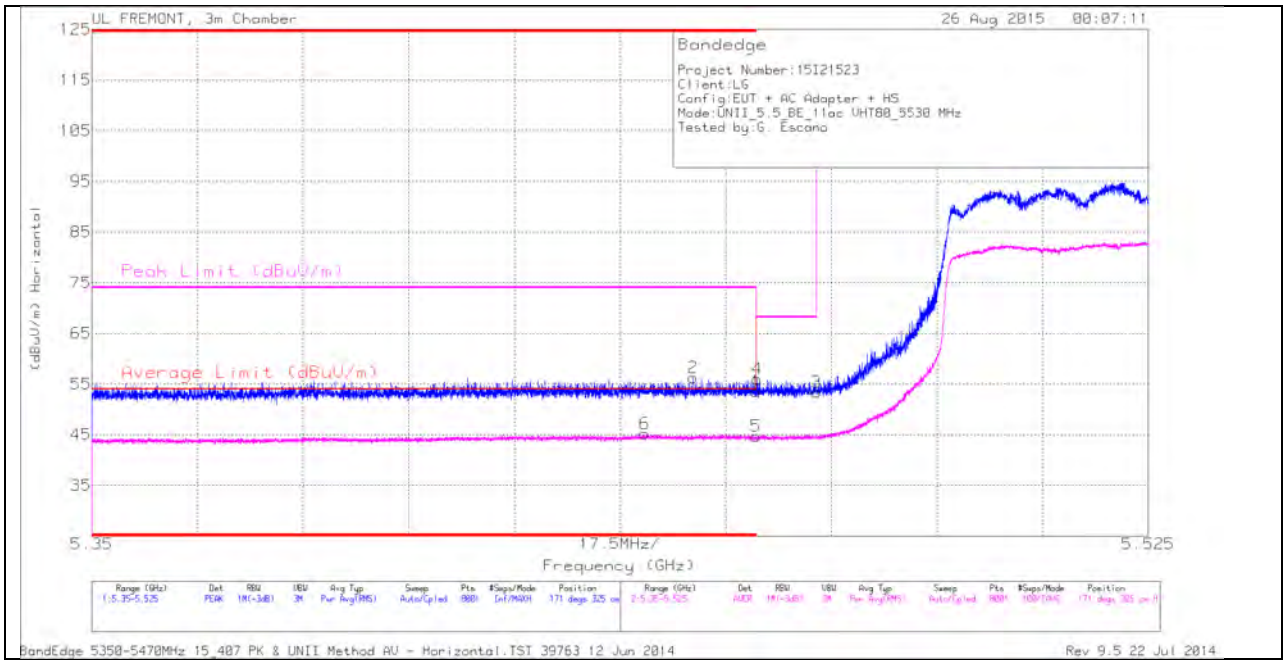

HORIZONTAL DATA

Marker	Frequency (GHz)	Meter Reading (dBuV)	Det	AF T119 (dB/m)	Amp/Cbl/Flt r/Pad (dB)	DC Corr (dB)	Corrected Reading (dBuV/m)	Average Limit (dBuV/m)	Margin (dB)	Peak Limit (dBuV/m)	PK Margin (dB)	Azimuth (Degs)	Height (cm)	Polarity
6	* 5.442	31.12	RMS	34.6	-20.6	.09	45.21	54	-8.79	-	-	171	325	H
2	* 5.45	42.28	PK	34.6	-20.6	0	56.28	-	-	74	-17.72	171	325	H
1	* 5.46	39.64	PK	34.6	-20.7	0	53.54	-	-	74	-20.46	171	325	H
5	* 5.46	30.72	RMS	34.6	-20.7	.09	44.71	54	-9.29	-	-	171	325	H
4	5.46	42.07	PK	34.6	-20.7	0	55.97	-	-	68.2	-12.23	171	325	H
3	5.47	39.39	PK	34.6	-20.6	0	53.39	-	-	68.2	-14.81	171	325	H

This report shall not be reproduced except in full, without the written approval of UL Verification Services Inc.

LOWER EDGE, VERTICAL PEAK AND AVERAGE PLOT

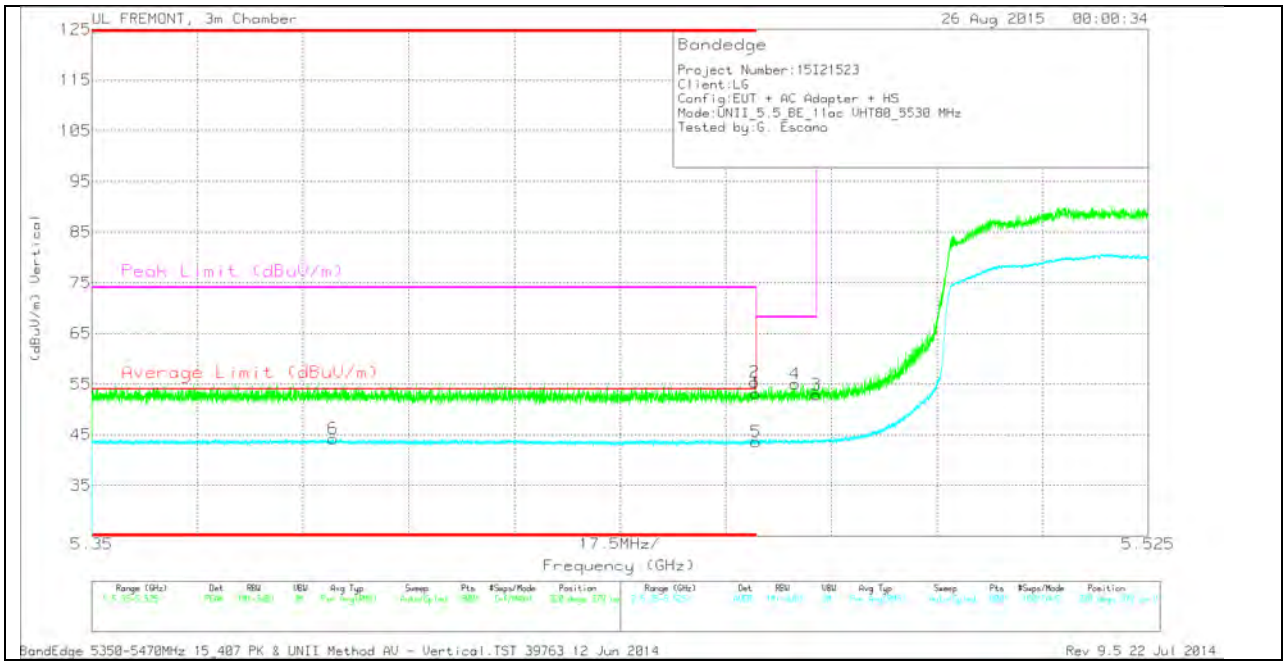

VERTICAL DATA

Marker	Frequency (GHz)	Meter Reading (dBuV)	Det	AF T119 (dB/m)	Amp/Cbl/Flt r/Pad (dB)	DC Corr (dB)	Corrected Reading (dBuV/m)	Average Limit (dBuV/m)	Margin (dB)	Peak Limit (dBuV/m)	PK Margin (dB)	Azimuth (Degs)	Height (cm)	Polarity
6	* 5.39	30.1	RMS	34.6	-20.6	.09	44.19	54	-9.81	-	-	320	379	V
1	* 5.46	39.29	PK	34.6	-20.7	0	53.19	-	-	74	-20.81	320	379	V
2	* 5.46	41.49	PK	34.6	-20.7	0	55.39	-	-	74	-18.61	320	379	V
5	* 5.46	29.63	RMS	34.6	-20.7	.09	43.62	54	-10.38	-	-	320	379	V
4	5.466	40.99	PK	34.6	-20.6	0	54.99	-	-	68.2	-13.21	320	379	V
3	5.47	38.86	PK	34.6	-20.6	0	52.86	-	-	68.2	-15.34	320	379	V

UL VERIFICATION SERVICES INC. FORM NO: CCSUP4701H
47173 BENICIA STREET, FREMONT, CA 94538, USA TEL: (510) 771-1000 FAX: (510) 661-0888

This report shall not be reproduced except in full, without the written approval of UL Verification Services Inc.

HIGHER EDGE, HORIZONTAL PEAK AND AVERAGE PLOT

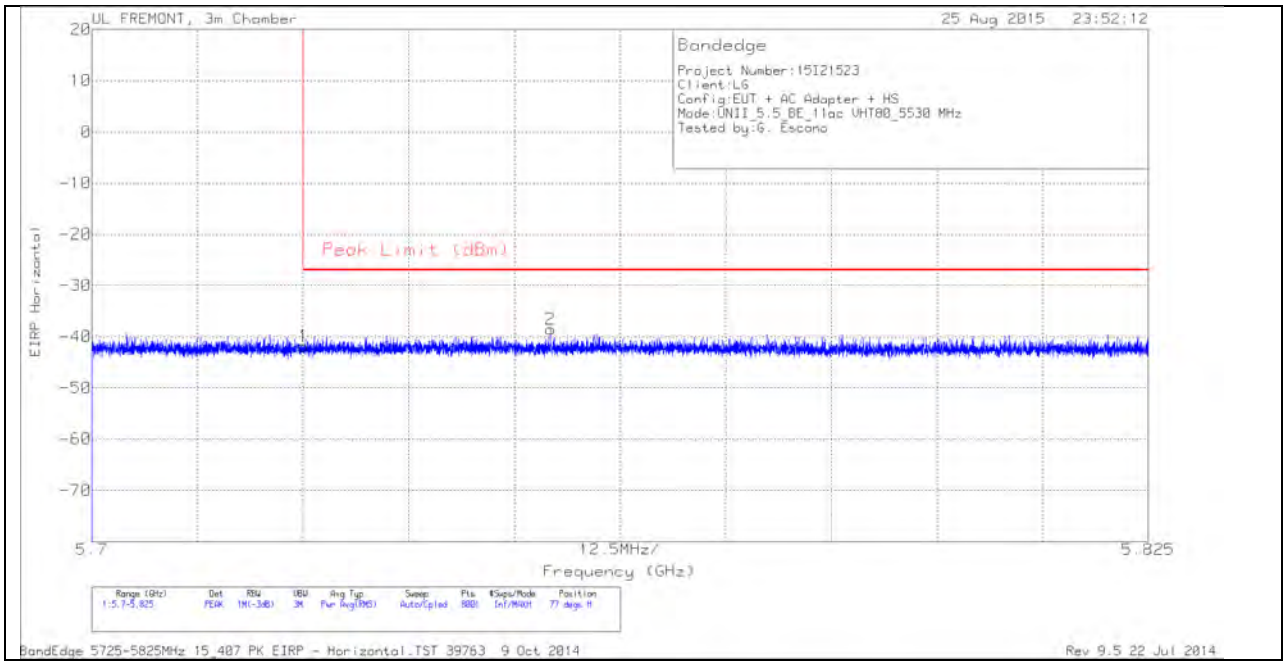

HORIZONTAL DATA

Marker	Frequency (GHz)	Meter Reading (dBm)	Det	AF T119 (dB/m)	Amp/Cbl/Filtr/Pad (dB)	Conversion Factor (dB)	Corrected Reading EIRP	Peak Limit (dBm)	PK Margin (dB)	Azimuth (Degs)	Height (cm)	Polarity
1	5.725	-68.15	PK	34.8	-20.3	11.8	-41.85	-27	-14.85	77	109	H
2	5.754	-64.74	PK	34.8	-20.4	11.8	-38.54	-27	-11.54	77	109	H

This report shall not be reproduced except in full, without the written approval of UL Verification Services Inc.

HIGHER EDGE, VERTICAL PEAK AND AVERAGE PLOT

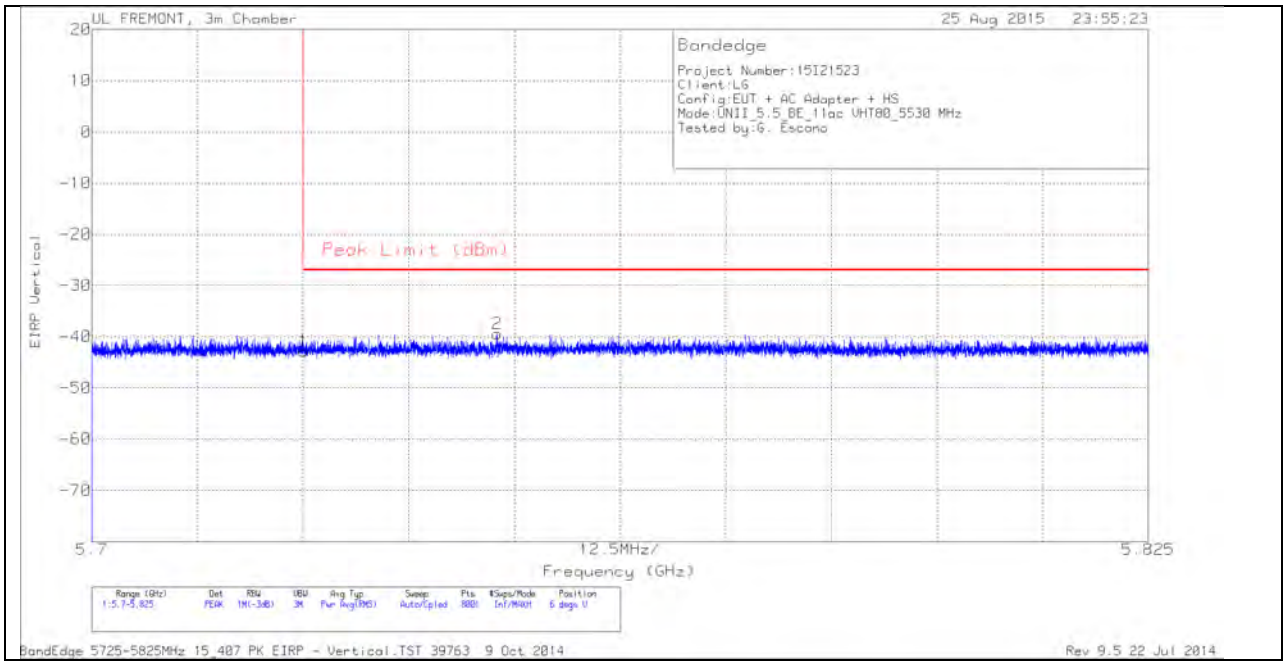

VERTICAL DATA

Marker	Frequency (GHz)	Meter Reading (dBm)	Det	AF T119 (dB/m)	Amp/Cbl/Filtr/Pad (dB)	Conversion Factor (dB)	Corrected Reading EIRP	Peak Limit (dBm)	PK Margin (dB)	Azimuth (Degs)	Height (cm)	Polarity
1	5.725	-69.2	PK	34.8	-20.3	11.8	-42.9	-27	-15.9	6	124	V
2	5.748	-65.6	PK	34.8	-20.4	11.8	-39.4	-27	-12.4	6	124	V

This report shall not be reproduced except in full, without the written approval of UL Verification Services Inc.

HARMONICS AND SPURIOUS EMISSIONS

LOW CHANNEL HORIZONTAL

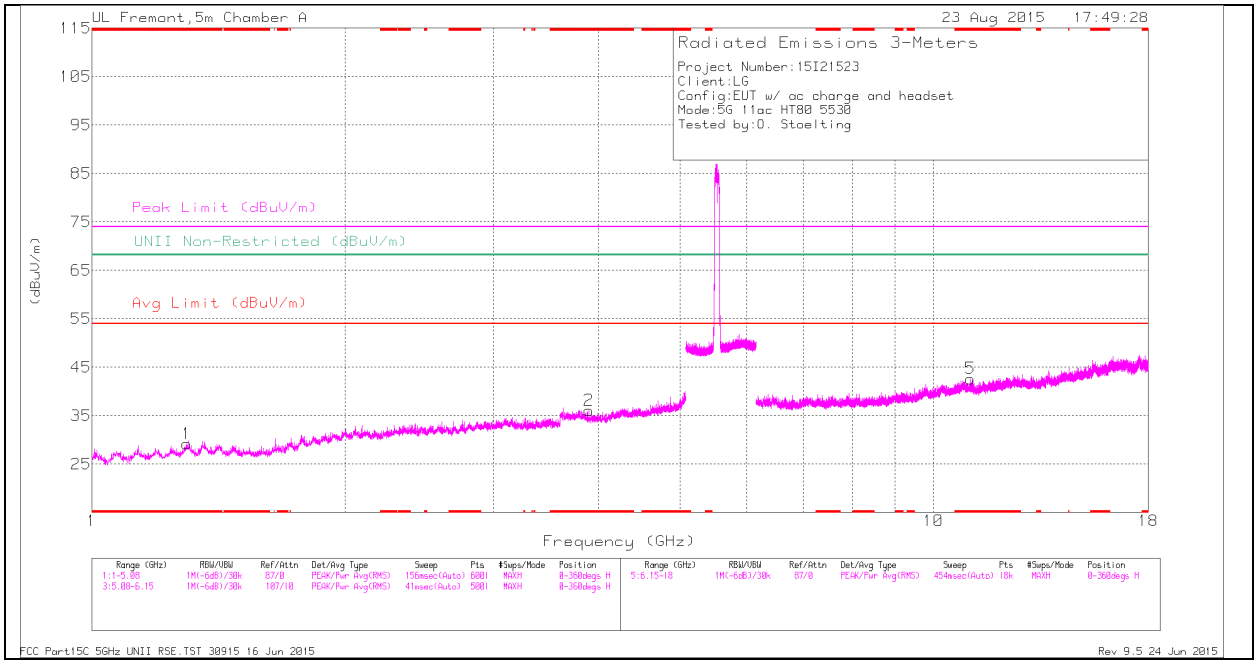

Note: Emission was scanned up to 40GHz; No emissions were detected above the noise floor which was at least 20dB below the specification limit.

This report shall not be reproduced except in full, without the written approval of UL Verification Services Inc.

LOW CHANNEL VERTICAL

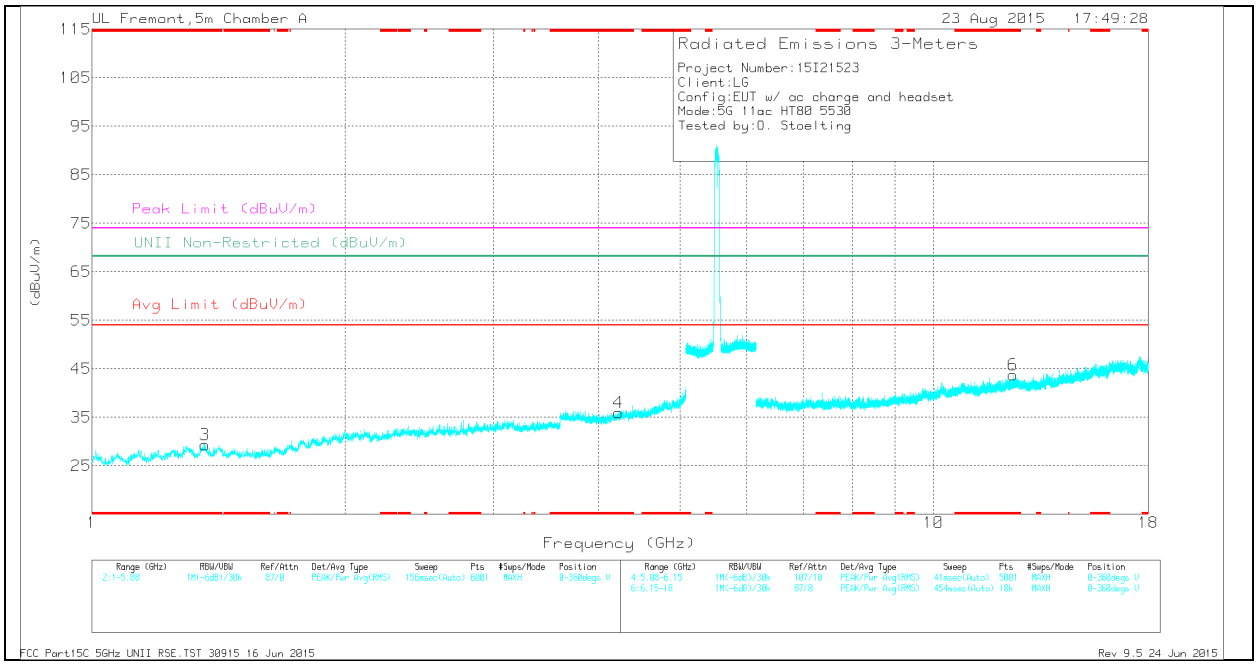

Note: Emission was scanned up to 40GHz; No emissions were detected above the noise floor which was at least 20dB below the specification limit.

This report shall not be reproduced except in full, without the written approval of UL Verification Services Inc.

LOW CHANNEL DATA

TRACE MARKERS

Marker	Frequency (GHz)	Meter Reading (dBuV)	Det	AF T136 (dB/m)	Amp/Cbl/ Fltr/Pad (dB)	DC Corr (dB)	Corrected Reading (dBuV/m)	Avg Limit (dBuV/m)	Margin (dB)	Peak Limit (dBuV/m)	PK Margin (dB)	UNII Non-Restricted (dBuV/m)	PK Margin (dB)	Azimuth (Degs)	Height (cm)	Polarity
1	* 1.296	36.15	Pk	28.8	-35.7	0	29.25	-	-	74	-44.75	-	-	0-360	201	H
2	* 3.895	34.84	Pk	33.5	-32.3	0	36.04	-	-	74	-37.96	-	-	0-360	100	H
3	* 1.362	35.85	Pk	28.7	-35.2	0	29.35	-	-	74	-44.65	-	-	0-360	100	V
4	* 4.227	33.38	Pk	33.4	-30.8	0	35.98	-	-	74	-38.02	-	-	0-360	200	V
5	* 11.056	27.55	Pk	37.9	-22.8	0	42.65	-	-	74	-31.35	-	-	0-360	201	H
6	* 12.44	27.33	Pk	39	-22.6	0	43.73	-	-	74	-30.27	-	-	0-360	100	V

PK - Peak detector

RADIATED EMISSIONS

Frequency (GHz)	Meter Reading (dBuV)	Det	AF T136 (dB/m)	Amp/Cbl/Fl tr/Pad (dB)	DC Corr (dB)	Corrected Reading (dBuV/m)	Avg Limit (dBuV/m)	Margin (dB)	Peak Limit (dBuV/m)	PK Margin (dB)	UNII Non-Restricted (dBuV/m)	PK Margin (dB)	Azimuth (Degs)	Height (cm)	Polarity
* 1.296	44.59	PK-U	28.8	-35.7	0	37.69	-	-	74	-36.31	-	-	0	202	H
* 1.297	32.75	ADR	28.8	-35.6	.09	26.04	54	-27.96	-	-	-	-	0	202	H
* 3.896	42.93	PK-U	33.5	-32.3	0	44.13	-	-	74	-29.87	-	-	0	100	H
* 3.897	31.13	ADR	33.5	-32.3	.09	32.42	54	-21.58	-	-	-	-	0	100	H
* 1.363	44.13	PK-U	28.6	-35.2	0	37.53	-	-	74	-36.47	-	-	0	100	V
* 1.36	32.56	ADR	28.7	-35.2	.09	26.15	54	-27.85	-	-	-	-	0	100	V
* 4.225	41.05	PK-U	33.4	-30.8	0	43.65	-	-	74	-30.35	-	-	0	201	V
* 4.227	29.96	ADR	33.4	-30.8	.09	32.65	54	-21.35	-	-	-	-	0	201	V
* 11.058	35.24	PK-U	37.9	-22.8	0	50.34	-	-	74	-23.66	-	-	0	201	H
* 11.057	23.32	ADR	37.9	-22.8	.09	38.51	54	-15.49	-	-	-	-	0	201	H
* 12.438	34.28	PK-U	39	-22.6	0	50.68	-	-	74	-23.32	-	-	301	250	V
* 12.439	22.33	ADR	39	-22.6	.09	38.82	54	-15.18	-	-	-	-	301	250	V

This report shall not be reproduced except in full, without the written approval of UL Verification Services Inc.

11.3. 5.8 GHz

11.3.1. TX ABOVE 1 GHz 802.11a MODE IN THE 5.8 GHz BAND RESTRICTED BANDEDGE (LOW CHANNEL)

HORIZONTAL PEAK AND AVERAGE PLOT

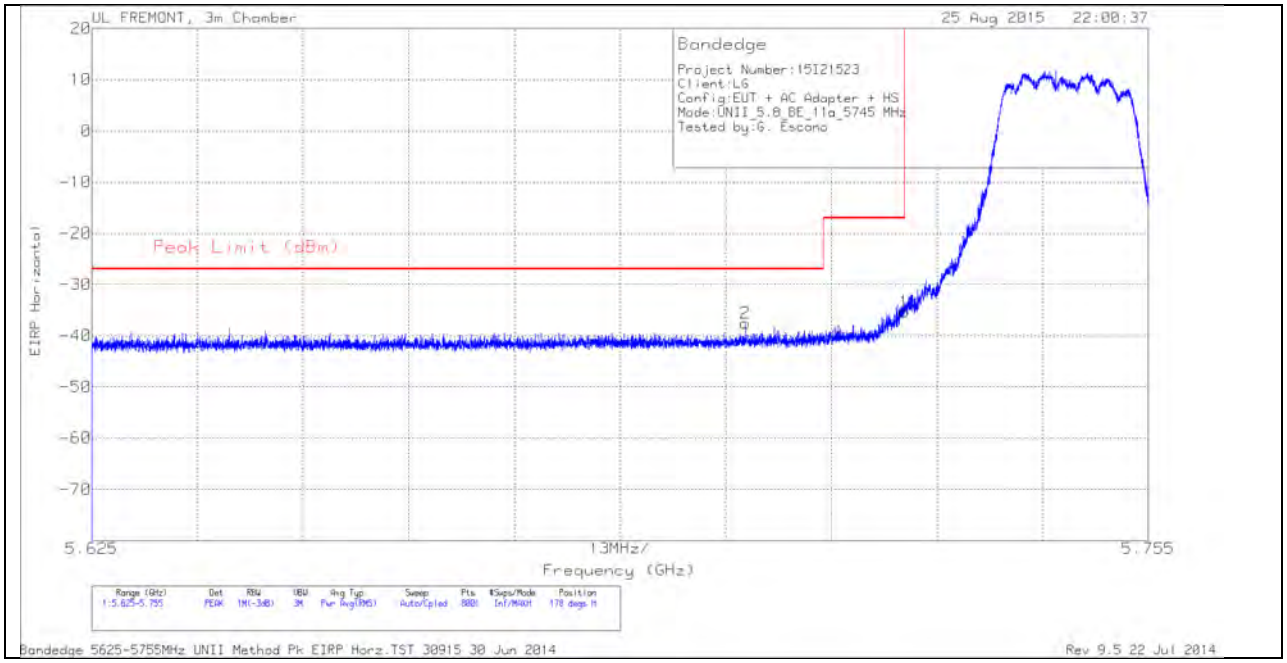

HORIZONTAL DATA

Marker	Frequency (GHz)	Meter Reading (dBm)	Det	AF T119 (dB/m)	Amp/Cbl/F ltr/Pad (dB)	Conversion Factor (dB)	Corrected Reading EIRP	Peak Limit (dBm)	PK Margin (dB)	Azimuth (Degs)	Height (cm)	Polarity
2	5.705	-63.8	PK	34.7	-20.3	11.8	-37.6	-27	-10.6	178	334	H
1	5.725	-61.68	PK	34.8	-20.3	11.8	-35.38	-17	-18.38	178	334	H

UL VERIFICATION SERVICES INC. FORM NO: CCSUP4701H
47173 BENICIA STREET, FREMONT, CA 94538, USA TEL: (510) 771-1000 FAX: (510) 661-0888
This report shall not be reproduced except in full, without the written approval of UL Verification Services Inc.

VERTICAL PEAK AND AVERAGE PLOT

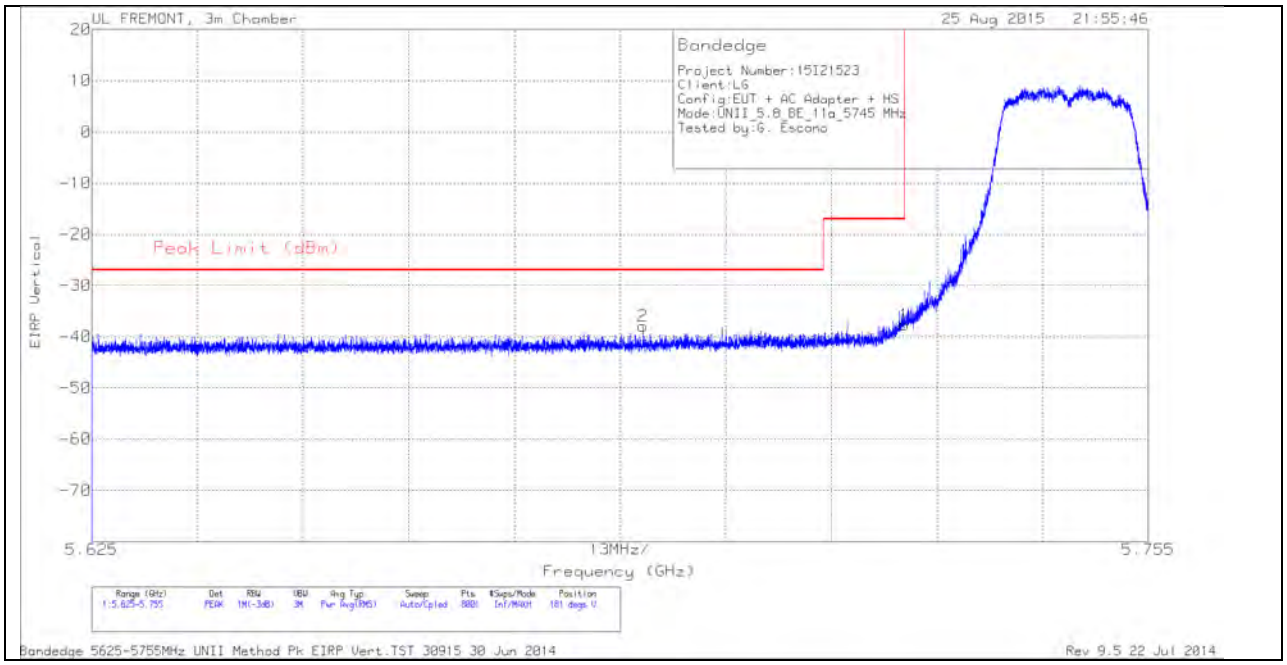

VERTICAL DATA

Marker	Frequency (GHz)	Meter Reading (dBm)	Det	AF T119 (dB/m)	Amp/Cbl/Filtr/Pad (dB)	Conversion Factor (dB)	Corrected Reading EIRP	Peak Limit (dBm)	PK Margin (dB)	Azimuth (Degs)	Height (cm)	Polarity
2	5.693	-64.21	PK	34.7	-20.2	11.8	-37.91	-27	-10.91	181	338	V
1	5.725	-64.03	PK	34.8	-20.3	11.8	-37.73	-17	-20.73	181	338	V

This report shall not be reproduced except in full, without the written approval of UL Verification Services Inc.

AUTHORIZED BANDEDGE (HIGH CHANNEL)

HORIZONTAL PEAK AND AVERAGE PLOT

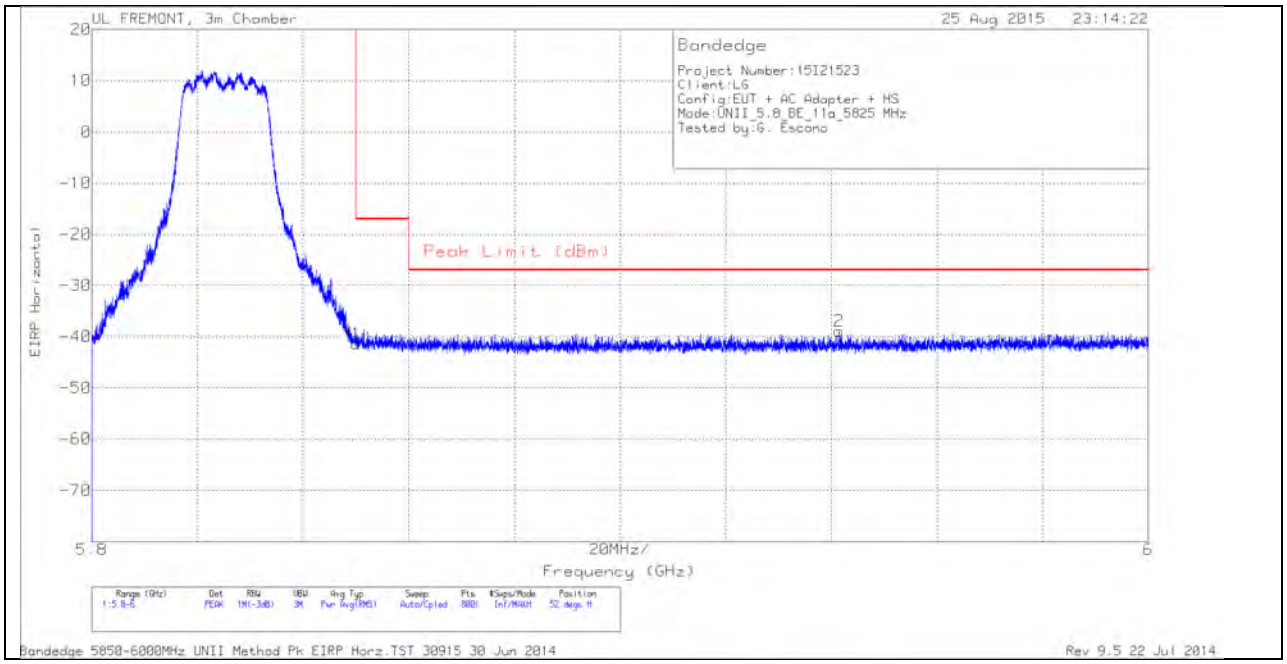

HORIZONTAL DATA

Marker	Frequency (GHz)	Meter Reading (dBm)	Det	AF T119 (dB/m)	Amp/Cbl/Filtr/Pad (dB)	Conversion Factor (dB)	Corrected Reading EIRP	Peak Limit (dBm)	PK Margin (dB)	Azimuth (Degs)	Height (cm)	Polarity
1	5.85	-67.5	PK	34.9	-20.6	11.8	-41.4	-17	-24.4	52	104	H
2	5.942	-65.57	PK	35.1	-20.2	11.8	-38.87	-27	-11.87	52	104	H

UL VERIFICATION SERVICES INC. FORM NO: CCSUP4701H
47173 BENICIA STREET, FREMONT, CA 94538, USA TEL: (510) 771-1000 FAX: (510) 661-0888

This report shall not be reproduced except in full, without the written approval of UL Verification Services Inc.

HARMONICS AND SPURIOUS EMISSIONS

VERTICAL PEAK AND AVERAGE PLOT

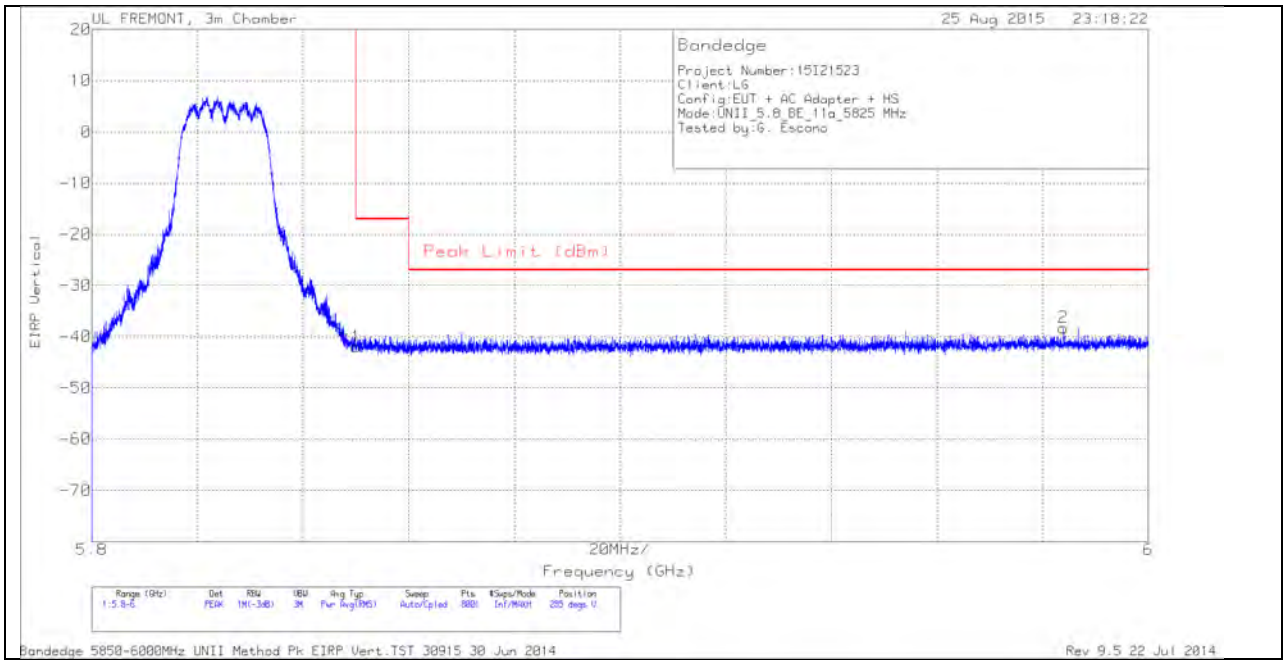

VERTICAL DATA

Marker	Frequency (GHz)	Meter Reading (dBm)	Det	AF T119 (dB/m)	Amp/Cbl/Filtr/Pad (dB)	Conversion Factor (dB)	Corrected Reading EIRP	Peak Limit (dBm)	PK Margin (dB)	Azimuth (Degs)	Height (cm)	Polarity
1	5.85	-68.03	PK	34.9	-20.6	11.8	-41.93	-17	-24.93	285	105	V
2	5.984	-65.24	PK	35.2	-20	11.8	-38.24	-27	-11.24	285	105	V

This report shall not be reproduced except in full, without the written approval of UL Verification Services Inc.

LOW CHANNEL HORIZONTAL

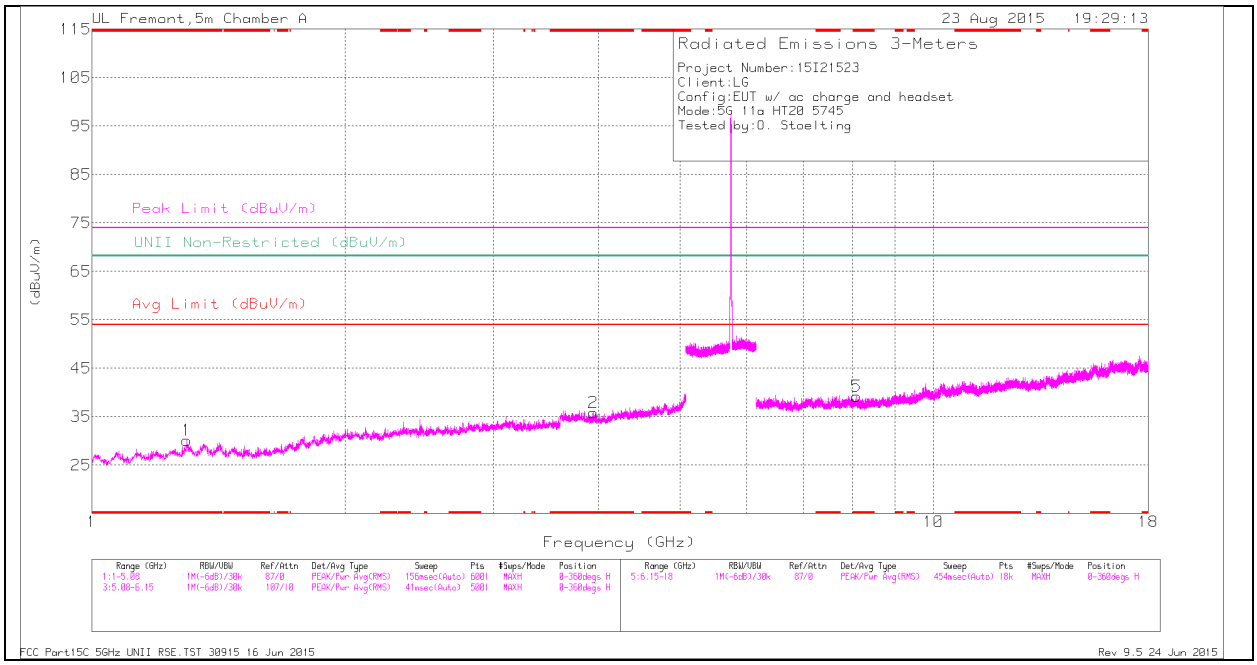

Note: Emission was scanned up to 40GHz; No emissions were detected above the noise floor which was at least 20dB below the specification limit.

This report shall not be reproduced except in full, without the written approval of UL Verification Services Inc.

LOW CHANNEL VERTICAL

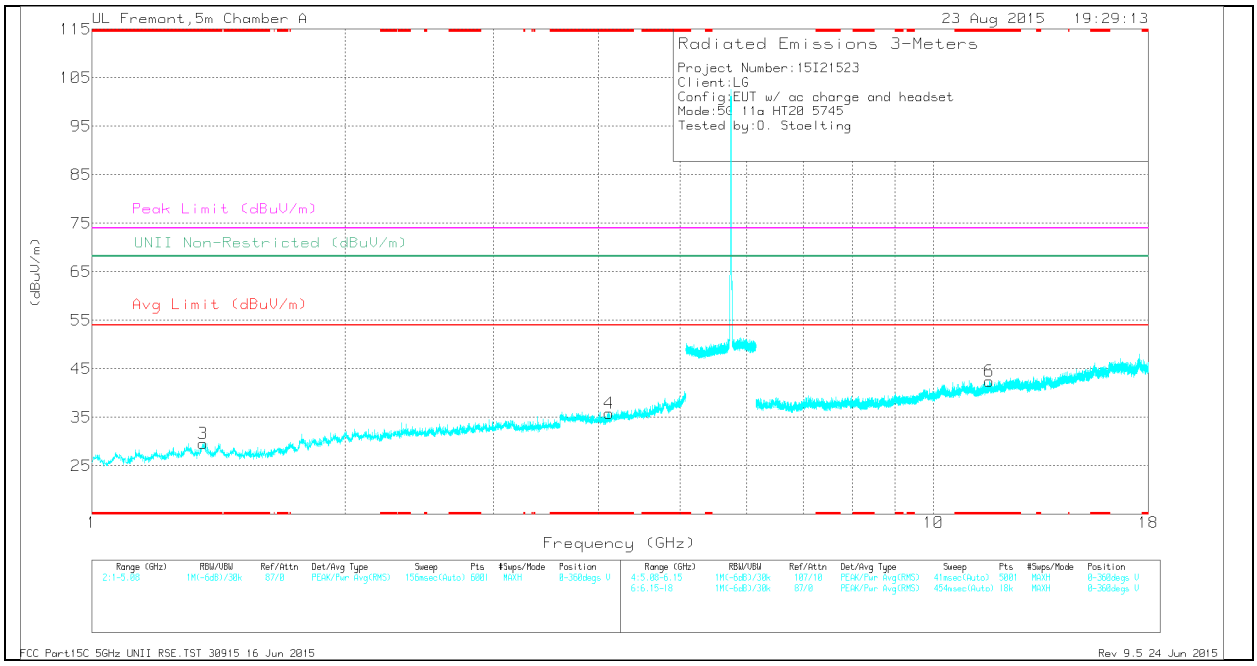

Note: Emission was scanned up to 40GHz; No emissions were detected above the noise floor which was at least 20dB below the specification limit.

This report shall not be reproduced except in full, without the written approval of UL Verification Services Inc.

LOW CHANNEL DATA

TRACE MARKERS

Marker	Frequency (GHz)	Meter Reading (dBuV)	Det	AF T136 (dB/m)	Amp/Cbl/ Fltr/Pad (dB)	DC Corr (dB)	Corrected Reading (dBuV/m)	Avg Limit (dBuV/m)	Margin (dB)	Peak Limit (dBuV/m)	PK Margin (dB)	UNII Non-Restricted (dBuV/m)	PK Margin (dB)	Azimuth (Degs)	Height (cm)	Polarity
1	* 1.295	36.99	Pk	28.8	-35.7	0	30.09	-	-	74	-43.91	-	-	0-360	201	H
2	* 3.942	34.64	Pk	33.4	-32.2	0	35.84	-	-	74	-38.16	-	-	0-360	100	H
3	* 1.356	36.24	Pk	28.7	-35.3	0	29.64	-	-	74	-44.36	-	-	0-360	100	V
4	* 4.119	34.47	Pk	33.3	-31.9	0	35.87	-	-	74	-38.13	-	-	0-360	100	V
5	* 8.105	28.71	Pk	35.7	-25.2	0	39.21	-	-	74	-34.79	-	-	0-360	100	H
6	* 11.651	26.67	Pk	38.2	-22.4	0	42.47	-	-	74	-31.53	-	-	0-360	100	V

PK - Peak detector

RADIATED EMISSIONS

Frequency (GHz)	Meter Reading (dBuV)	Det	AF T136 (dB/m)	Amp/Cbl/Fltr/Pad (dB)	DC Corr (dB)	Corrected Reading (dBuV/m)	Avg Limit (dBuV/m)	Margin (dB)	Peak Limit (dBuV/m)	PK Margin (dB)	UNII Non-Restricted (dBuV/m)	PK Margin (dB)	Azimuth (Degs)	Height (cm)	Polarity
* 1.296	44.24	PK-U	28.8	-35.7	0	37.34	-	-	74	-36.66	-	-	359	202	H
* 1.295	32.84	ADR	28.8	-35.7	.09	26.03	54	-27.97	-	-	-	-	359	202	H
* 3.943	42.06	PK-U	33.4	-32.1	0	43.36	-	-	74	-30.64	-	-	359	100	H
* 3.943	30.74	ADR	33.4	-32.1	.09	32.13	54	-21.87	-	-	-	-	359	100	H
* 1.355	44.88	PK-U	28.7	-35.3	0	38.28	-	-	74	-35.72	-	-	359	100	V
* 1.355	32.71	ADR	28.7	-35.3	.09	26.2	54	-27.8	-	-	-	-	359	100	V
* 4.119	42.46	PK-U	33.3	-31.9	0	43.86	-	-	74	-30.14	-	-	359	100	V
* 4.119	30.62	ADR	33.3	-31.9	.09	32.11	54	-21.89	-	-	-	-	359	100	V
* 8.107	36.6	PK-U	35.7	-25.3	0	47	-	-	74	-27	-	-	359	100	H
* 8.106	25.26	ADR	35.7	-25.3	.09	35.75	54	-18.25	-	-	-	-	359	100	H
* 11.65	34.08	PK-U	38.2	-22.4	0	49.88	-	-	74	-24.12	-	-	81	162	V
* 11.652	22.35	ADR	38.2	-22.4	.09	38.24	54	-15.76	-	-	-	-	81	162	V

UL VERIFICATION SERVICES INC. FORM NO: CCSUP4701H
47173 BENICIA STREET, FREMONT, CA 94538, USA TEL: (510) 771-1000 FAX: (510) 661-0888

This report shall not be reproduced except in full, without the written approval of UL Verification Services Inc.

MID CHANNEL HORIZONTAL

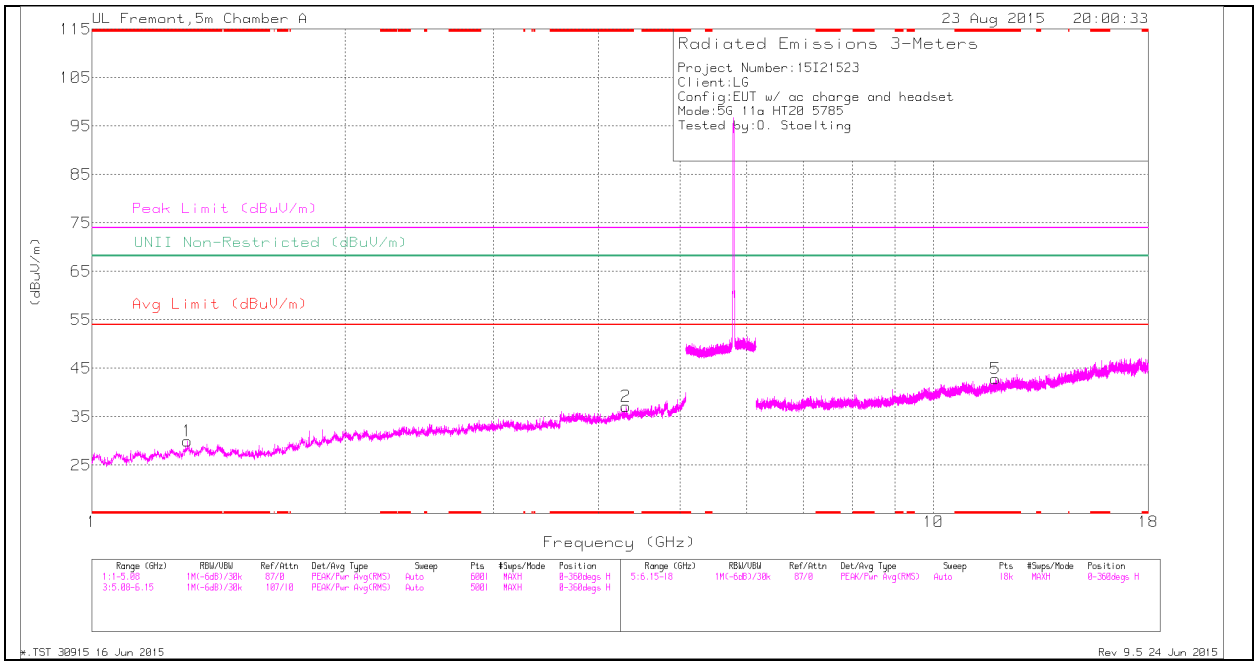

Note: Emission was scanned up to 40GHz; No emissions were detected above the noise floor which was at least 20dB below the specification limit.

This report shall not be reproduced except in full, without the written approval of UL Verification Services Inc.

MID CHANNEL VERTICAL

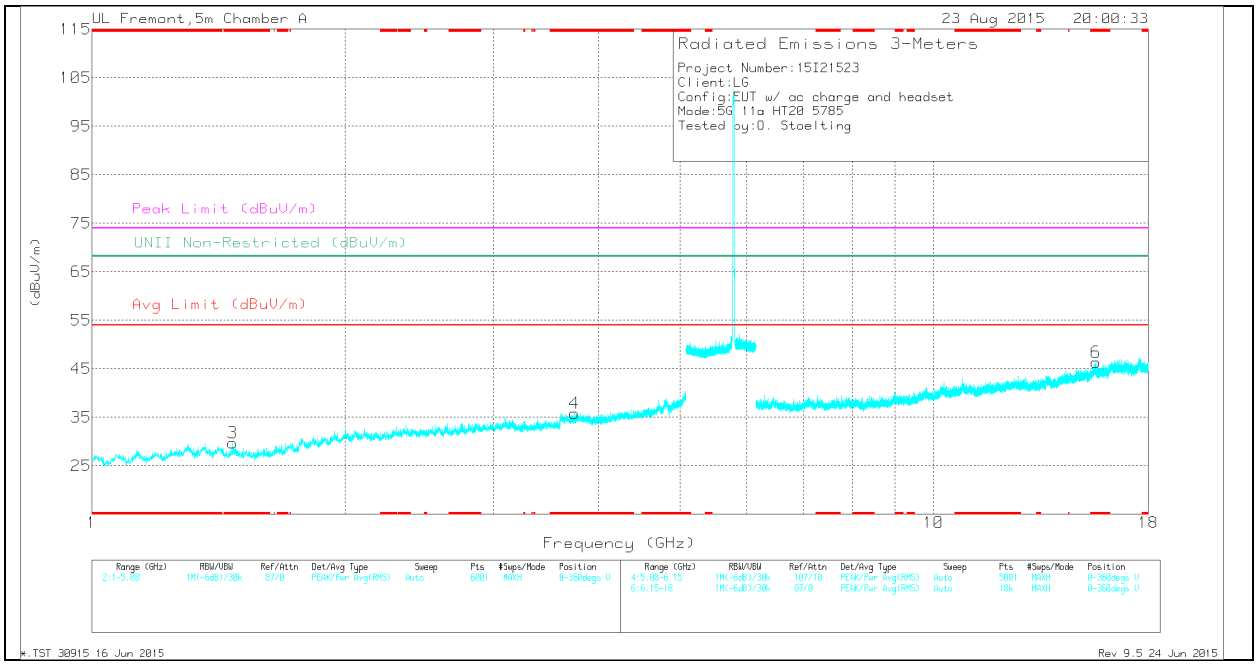

Note: Emission was scanned up to 40GHz; No emissions were detected above the noise floor which was at least 20dB below the specification limit.

This report shall not be reproduced except in full, without the written approval of UL Verification Services Inc.

MID CHANNEL DATA

TRACE MARKERS

Marker	Frequency (GHz)	Meter Reading (dBuV)	Det	AF T136 (dB/m)	Amp/Cbl/ Fltr/Pad (dB)	DC Corr (dB)	Corrected Reading (dBuV/m)	Avg Limit (dBuV/m)	Margin (dB)	Peak Limit (dBuV/m)	PK Margin (dB)	UNII Non-Restricted (dBuV/m)	PK Margin (dB)	Azimuth (Degs)	Height (cm)	Polarity
1	* 1.299	36.74	Pk	28.8	-35.6	0	29.94	-	-	74	-44.06	-	-	0-360	100	H
2	* 4.31	34.39	Pk	33.5	-30.8	0	37.09	-	-	74	-36.91	-	-	0-360	201	H
3	* 1.471	36.95	Pk	28.2	-35.4	0	29.75	-	-	74	-44.25	-	-	0-360	200	V
4	* 3.747	34.65	Pk	33.3	-32.1	0	35.85	-	-	74	-38.15	-	-	0-360	200	V
5	* 11.848	27.29	Pk	38.5	-22.9	0	42.89	-	-	74	-31.11	-	-	0-360	201	H
6	* 15.612	28.01	Pk	40.4	-22.1	0	46.31	-	-	74	-27.69	-	-	0-360	200	V

PK - Peak detector

RADIATED EMISSIONS

Frequency (GHz)	Meter Reading (dBuV)	Det	AF T136 (dB/m)	Amp/Cbl/Fl tr/Pad (dB)	DC Corr (dB)	Corrected Reading (dBuV/m)	Avg Limit (dBuV/m)	Margin (dB)	Peak Limit (dBuV/m)	PK Margin (dB)	UNII Non-Restricted (dBuV/m)	PK Margin (dB)	Azimuth (Degs)	Height (cm)	Polarity
* 1.297	44.38	PK-U	28.8	-35.6	0	37.58	-	-	74	-36.42	-	-	0	100	H
* 1.298	32.73	ADR	28.8	-35.6	.09	26.02	54	-27.98	-	-	-	-	0	100	H
* 1.299	44.29	PK-U	28.8	-35.6	0	37.49	-	-	74	-36.51	-	-	0	100	H
* 1.299	32.6	ADR	28.8	-35.6	.09	25.89	54	-28.11	-	-	-	-	0	100	H
* 4.31	41.31	PK-U	33.5	-30.8	0	44.01	-	-	74	-29.99	-	-	0	202	H
* 4.312	30.39	ADR	33.5	-30.8	.09	33.18	54	-20.82	-	-	-	-	0	202	H
* 1.469	43.94	PK-U	28.2	-35.3	0	36.84	-	-	74	-37.16	-	-	0	202	V
* 1.471	32.32	ADR	28.2	-35.4	.09	25.21	54	-28.79	-	-	-	-	0	202	V
* 3.748	42.1	PK-U	33.3	-32.1	0	43.3	-	-	74	-30.7	-	-	0	202	V
* 3.748	30.76	ADR	33.3	-32.1	.09	32.05	54	-21.95	-	-	-	-	0	202	V
* 11.847	34.43	PK-U	38.5	-22.9	0	50.03	-	-	74	-23.97	-	-	0	202	H
* 11.848	22.85	ADR	38.5	-22.9	.09	38.54	54	-15.46	-	-	-	-	0	202	H
* 15.612	34.71	PK-U	40.4	-22.1	0	53.01	-	-	74	-20.99	-	-	174	237	V
* 15.614	22.96	ADR	40.4	-22.1	.09	41.35	54	-12.65	-	-	-	-	174	237	V

This report shall not be reproduced except in full, without the written approval of UL Verification Services Inc.

HIGH CHANNEL HORIZONTAL

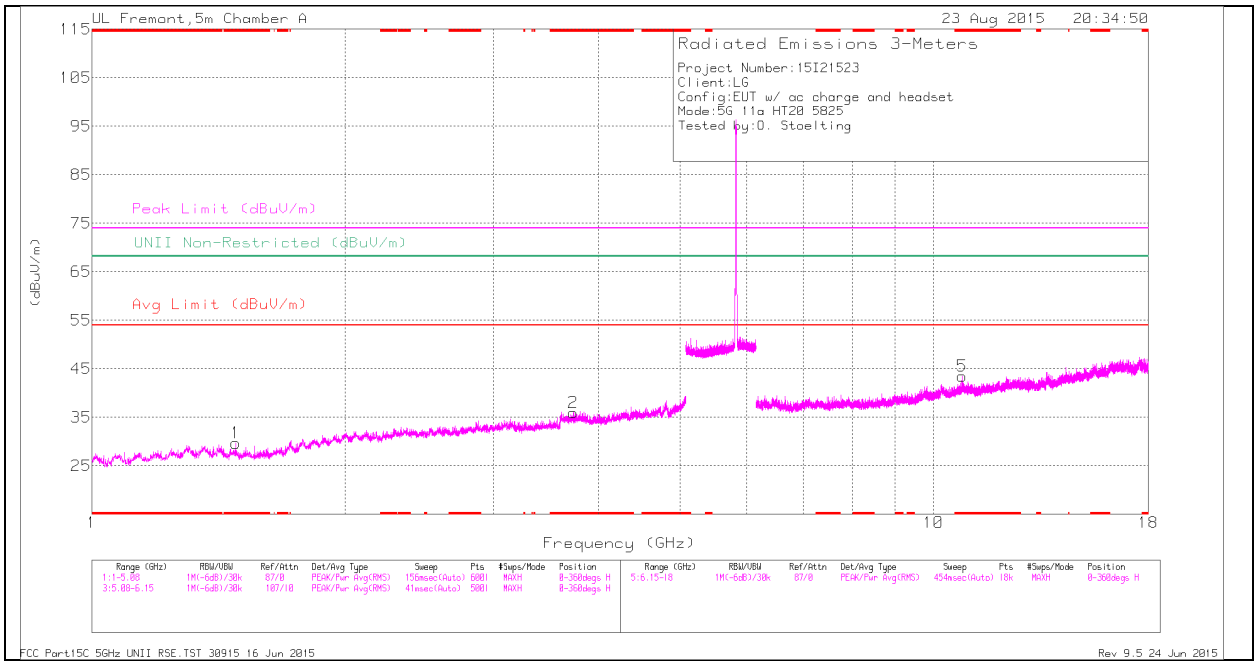

Note: Emission was scanned up to 40GHz; No emissions were detected above the noise floor which was at least 20dB below the specification limit.

This report shall not be reproduced except in full, without the written approval of UL Verification Services Inc.

HIGH CHANNEL VERTICAL

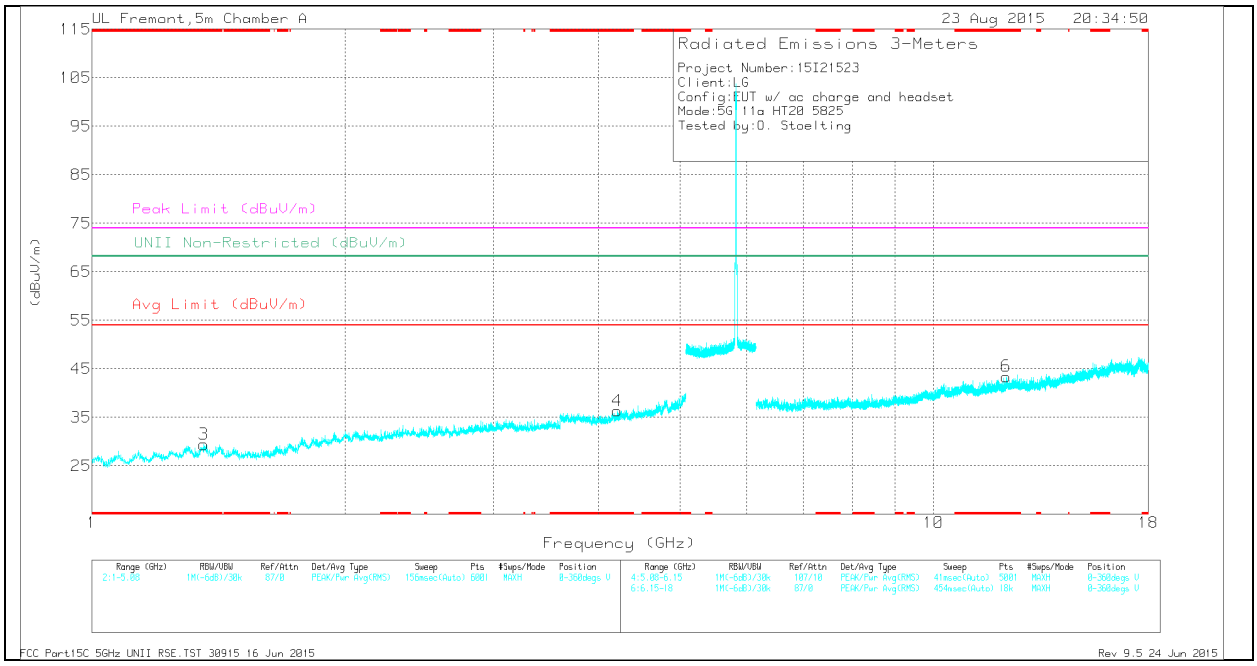

Note: Emission was scanned up to 40GHz; No emissions were detected above the noise floor which was at least 20dB below the specification limit.

This report shall not be reproduced except in full, without the written approval of UL Verification Services Inc.

HIGH CHANNEL DATA

TRACE MARKERS

Marker	Frequency (GHz)	Meter Reading (dBuV)	Det	AF T136 (dB/m)	Amp/Cbl/ Fltr/Pad (dB)	DC Corr (dB)	Corrected Reading (dBuV/m)	Avg Limit (dBuV/m)	Margin (dB)	Peak Limit (dBuV/m)	PK Margin (dB)	UNII Non-Restricted (dBuV/m)	PK Margin (dB)	Azimuth (Degs)	Height (cm)	Polarity
1	* 1.483	36.87	Pk	28.2	-35.4	0	29.67	-	-	74	-44.33	-	-	0-360	201	H
2	* 3.729	35.01	Pk	33.3	-32.3	0	36.01	-	-	74	-37.99	-	-	0-360	100	H
3	* 1.357	35.91	Pk	28.7	-35.2	0	29.41	-	-	74	-44.59	-	-	0-360	100	V
4	* 4.208	34.16	Pk	33.3	-31.1	0	36.36	-	-	74	-37.64	-	-	0-360	200	V
5	* 10.82	27.84	Pk	37.8	-22.1	0	43.54	-	-	74	-30.46	-	-	0-360	201	H
6	* 12.193	27.13	Pk	38.9	-22.6	0	43.43	-	-	74	-30.57	-	-	0-360	200	V

PK - Peak detector

RADIATED EMISSIONS

Frequency (GHz)	Meter Reading (dBuV)	Det	AF T136 (dB/m)	Amp/Cbl/Fltr/Pad (dB)	DC Corr (dB)	Corrected Reading (dBuV/m)	Avg Limit (dBuV/m)	Margin (dB)	Peak Limit (dBuV/m)	PK Margin (dB)	UNII Non-Restricted (dBuV/m)	PK Margin (dB)	Azimuth (Degs)	Height (cm)	Polarity
* 1.483	43.84	PK-U	28.2	-35.4	0	36.64	-	-	74	-37.36	-	-	1	202	H
* 1.482	32.36	ADR	28.2	-35.4	.09	25.25	54	-28.75	-	-	-	-	1	202	H
* 3.729	42.45	PK-U	33.3	-32.3	0	43.45	-	-	74	-30.55	-	-	1	100	H
* 3.727	30.9	ADR	33.3	-32.3	.09	31.99	54	-22.01	-	-	-	-	1	100	H
* 1.356	44.4	PK-U	28.7	-35.3	0	37.8	-	-	74	-36.2	-	-	1	100	V
* 1.356	32.64	ADR	28.7	-35.3	.09	26.13	54	-27.87	-	-	-	-	1	100	V
* 4.207	41.6	PK-U	33.3	-31.1	0	43.8	-	-	74	-30.2	-	-	1	201	V
* 4.208	30.3	ADR	33.3	-31.1	.09	32.59	54	-21.41	-	-	-	-	1	201	V
* 10.821	34.14	PK-U	37.8	-22.1	0	49.84	-	-	74	-24.16	-	-	1	201	H
* 10.82	22.97	ADR	37.8	-22.1	.09	38.76	54	-15.24	-	-	-	-	1	201	H
* 12.194	33.62	PK-U	38.9	-22.6	0	49.92	-	-	74	-24.08	-	-	89	137	V
* 12.191	22.18	ADR	38.8	-22.6	.09	38.47	54	-15.53	-	-	-	-	89	137	V

UL VERIFICATION SERVICES INC. FORM NO: CCSUP4701H
47173 BENICIA STREET, FREMONT, CA 94538, USA TEL: (510) 771-1000 FAX: (510) 661-0888

This report shall not be reproduced except in full, without the written approval of UL Verification Services Inc.

11.3.2. TX ABOVE 1 GHz 802.11n HT20 MODE IN THE 5.8 GHz BAND RESTRICTED BANDEDGE (LOW CHANNEL)

HORIZONTAL PEAK AND AVERAGE PLOT

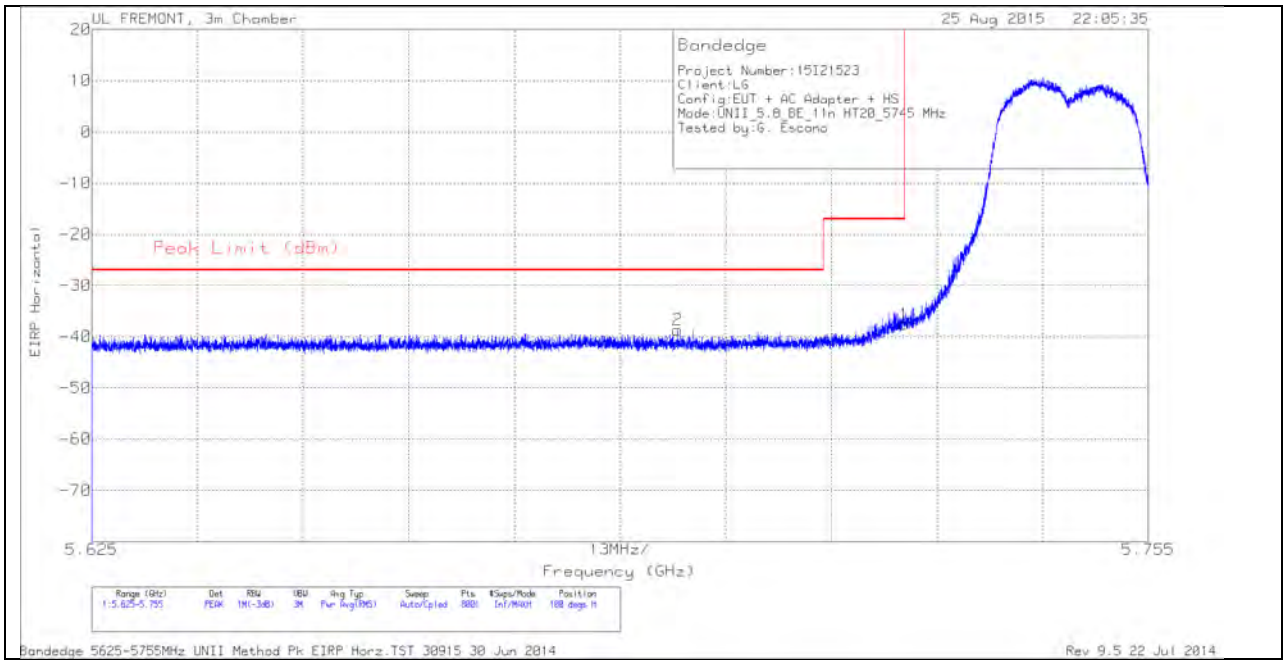

HORIZONTAL DATA

Marker	Frequency (GHz)	Meter Reading (dBm)	Det	AF T119 (dB/m)	Amp/Cbl/Filtr/Pad (dB)	Conversion Factor (dB)	Corrected Reading EIRP	Peak Limit (dBm)	PK Margin (dB)	Azimuth (Degs)	Height (cm)	Polarity
2	5.697	-64.85	PK	34.7	-20.3	11.8	-38.65	-27	-11.65	100	142	H
1	5.725	-63.88	PK	34.8	-20.3	11.8	-37.58	-17	-20.58	100	142	H

This report shall not be reproduced except in full, without the written approval of UL Verification Services Inc.

VERTICAL PEAK AND AVERAGE PLOT

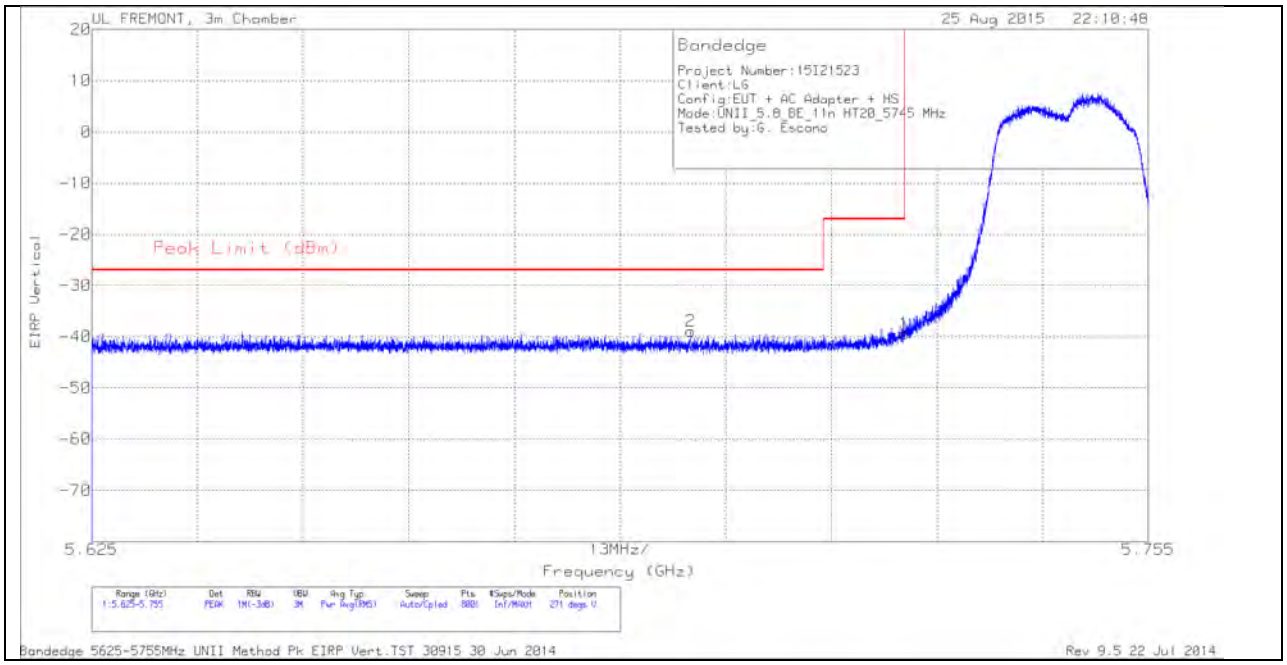

VERTICAL DATA

Marker	Frequency (GHz)	Meter Reading (dBm)	Det	AF T119 (dB/m)	Amp/Cbl/Filtr/Pad (dB)	Conversion Factor (dB)	Corrected Reading EIRP	Peak Limit (dBm)	PK Margin (dB)	Azimuth (Degs)	Height (cm)	Polarity
2	5.699	-65.15	PK	34.7	-20.3	11.8	-38.95	-27	-11.95	271	106	V
1	5.725	-65.66	PK	34.8	-20.3	11.8	-39.36	-17	-22.36	271	106	V

This report shall not be reproduced except in full, without the written approval of UL Verification Services Inc.

AUTHORIZED BANDEDGE (HIGH CHANNEL)

HORIZONTAL PEAK AND AVERAGE PLOT

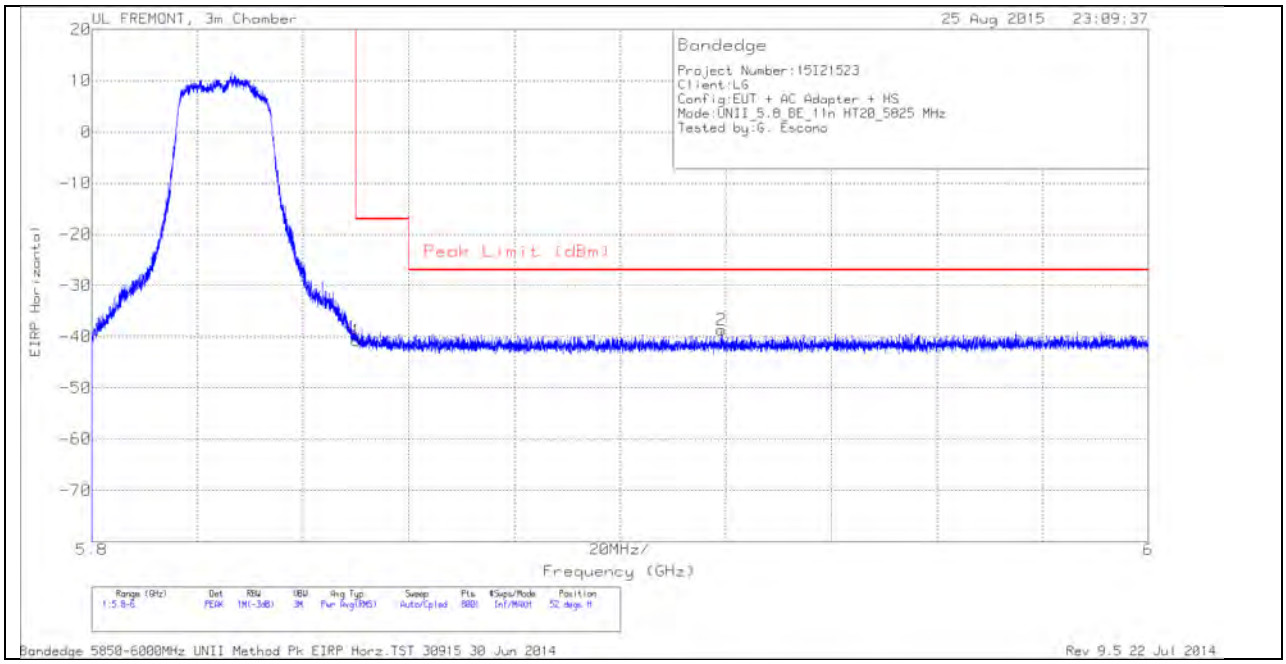

HORIZONTAL DATA

Marker	Frequency (GHz)	Meter Reading (dBm)	Det	AF T119 (dB/m)	Amp/Cbl/Fltr/Pad (dB)	Conversion Factor (dB)	Corrected Reading EIRP	Peak Limit (dBm)	PK Margin (dB)	Azimuth (Degs)	Height (cm)	Polarity
1	5.85	-66.81	PK	34.9	-20.6	11.8	-40.71	-17	-23.71	52	102	H
2	5.919	-65.19	PK	35	-20.3	11.8	-38.69	-27	-11.69	52	102	H

UL VERIFICATION SERVICES INC. FORM NO: CCSUP4701H
47173 BENICIA STREET, FREMONT, CA 94538, USA TEL: (510) 771-1000 FAX: (510) 661-0888

This report shall not be reproduced except in full, without the written approval of UL Verification Services Inc.

VERTICAL PEAK AND AVERAGE PLOT

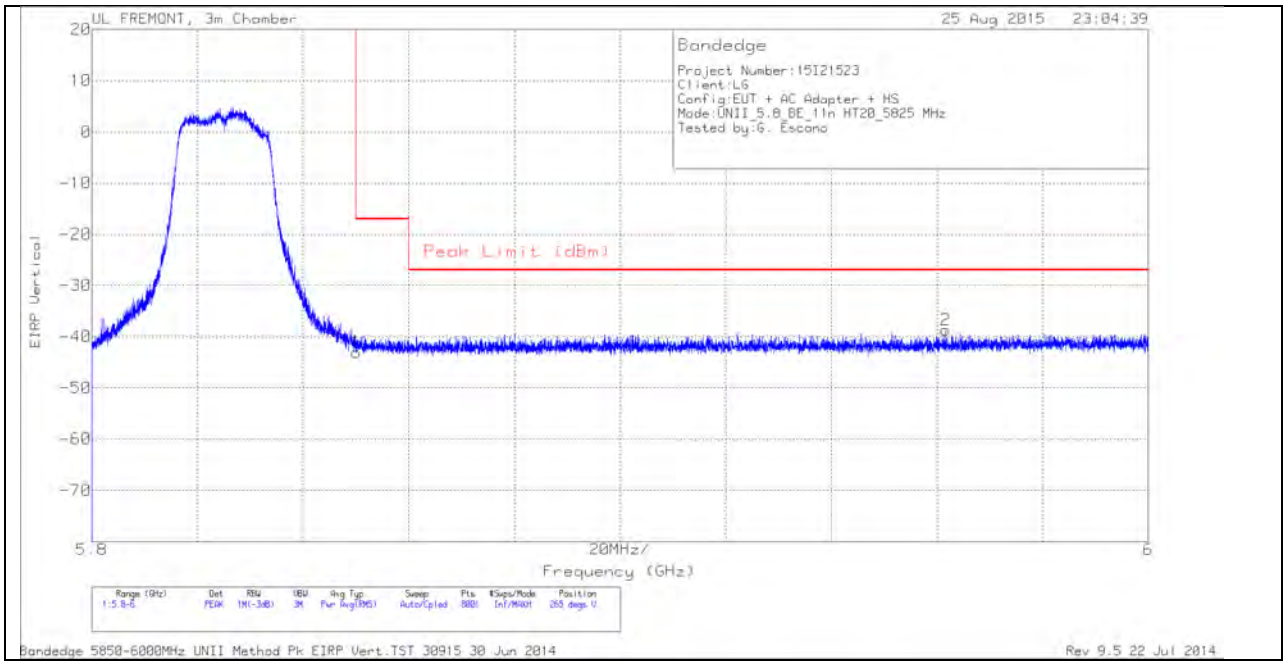

VERTICAL DATA

Marker	Frequency (GHz)	Meter Reading (dBm)	Det	AF T119 (dB/m)	Amp/Cbl/Filtr/Pad (dB)	Conversion Factor (dB)	Corrected Reading EIRP	Peak Limit (dBm)	PK Margin (dB)	Azimuth (Degs)	Height (cm)	Polarity
1	5.85	-69.18	PK	34.9	-20.6	11.8	-43.08	-17	-26.08	265	122	V
2	5.962	-65.35	PK	35.1	-20.2	11.8	-38.65	-27	-11.65	265	122	V

UL VERIFICATION SERVICES INC. FORM NO: CCSUP4701H
47173 BENICIA STREET, FREMONT, CA 94538, USA TEL: (510) 771-1000 FAX: (510) 661-0888

This report shall not be reproduced except in full, without the written approval of UL Verification Services Inc.

HARMONICS AND SPURIOUS EMISSIONS

LOW CHANNEL HORIZONTAL

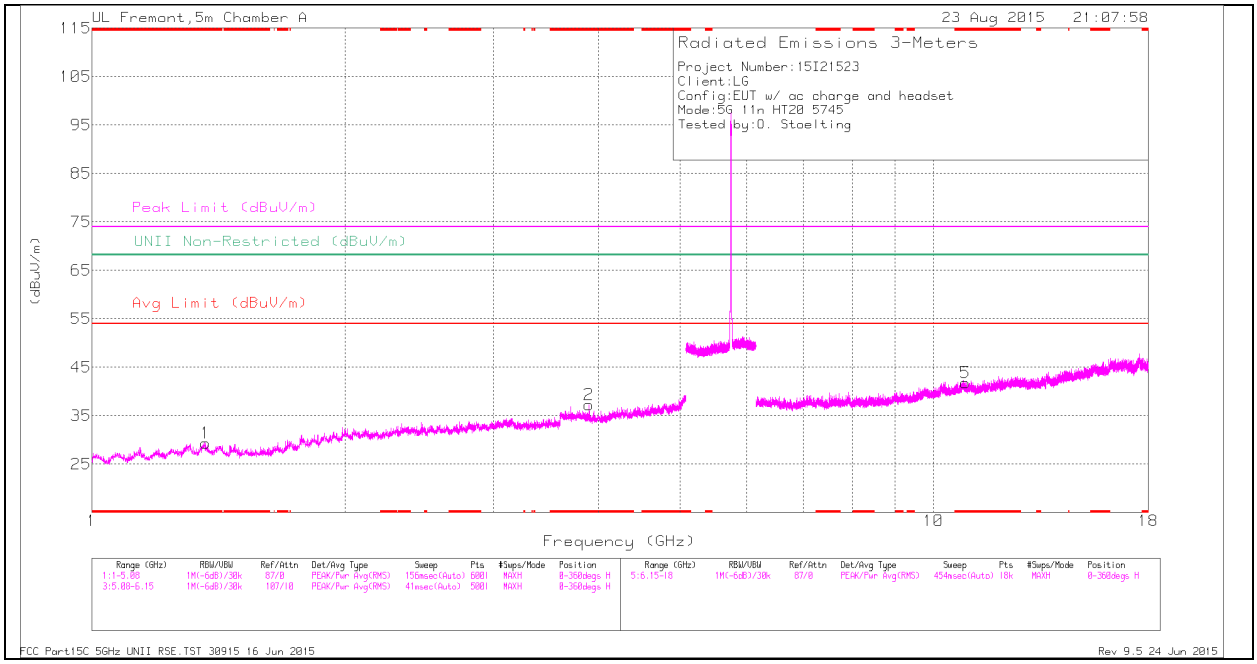

Note: Emission was scanned up to 40GHz; No emissions were detected above the noise floor which was at least 20dB below the specification limit.

This report shall not be reproduced except in full, without the written approval of UL Verification Services Inc.

LOW CHANNEL VERTICAL

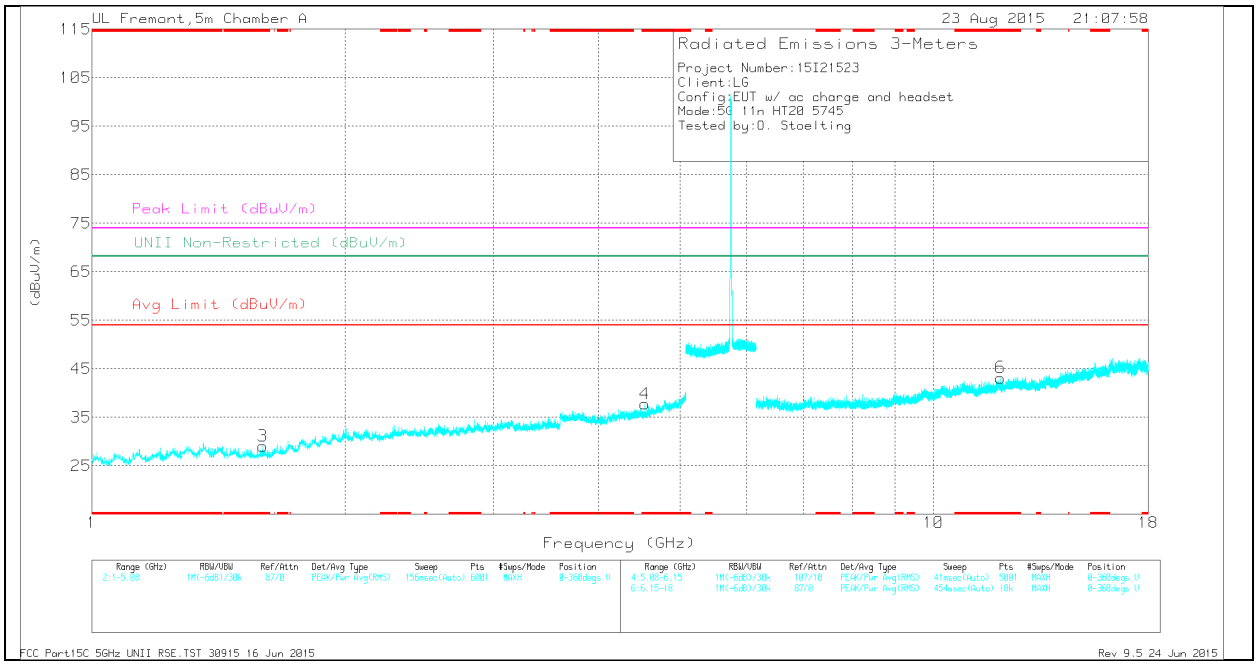

Note: Emission was scanned up to 40GHz; No emissions were detected above the noise floor which was at least 20dB below the specification limit.

This report shall not be reproduced except in full, without the written approval of UL Verification Services Inc.

LOW CHANNEL DATA

TRACE MARKERS

Marker	Frequency (GHz)	Meter Reading (dBuV)	Det	AF T136 (dB/m)	Amp/Cbl/ Fltr/Pad (dB)	DC Corr (dB)	Corrected Reading (dBuV/m)	Avg Limit (dBuV/m)	Margin (dB)	Peak Limit (dBuV/m)	PK Margin (dB)	UNII Non-Restricted (dBuV/m)	PK Margin (dB)	Azimuth (Degs)	Height (cm)	Polarity
1	* 1.365	35.87	Pk	28.6	-35.1	0	29.37	-	-	74	-44.63	-	-	0-360	201	H
2	* 3.895	36.1	Pk	33.5	-32.3	0	37.3	-	-	74	-36.7	-	-	0-360	100	H
3	* 1.597	36.71	Pk	27.9	-35.5	0	29.11	-	-	74	-44.89	-	-	0-360	100	V
4	* 4.541	34.85	Pk	33.9	-31	0	37.75	-	-	74	-36.25	-	-	0-360	200	V
5	* 10.914	26.35	Pk	37.8	-22.4	0	41.75	-	-	74	-32.25	-	-	0-360	100	H
6	* 12.009	27.07	Pk	38.7	-22.6	0	43.17	-	-	74	-30.83	-	-	0-360	100	V

PK - Peak detector

RADIATED EMISSIONS

Frequency (GHz)	Meter Reading (dBuV)	Det	AF T136 (dB/m)	Amp/Cbl/Fl tr/Pad (dB)	DC Corr (dB)	Corrected Reading (dBuV/m)	Avg Limit (dBuV/m)	Margin (dB)	Peak Limit (dBuV/m)	PK Margin (dB)	UNII Non-Restricted (dBuV/m)	PK Margin (dB)	Azimuth (Degs)	Height (cm)	Polarity
* 1.364	43.59	PK-U	28.6	-35.2	0	36.99	-	-	74	-37.01	-	-	1	202	H
* 1.364	32.25	ADR	28.6	-35.2	0	25.65	54	-28.35	-	-	-	-	1	202	H
* 3.894	42.06	PK-U	33.5	-32.3	0	43.26	-	-	74	-30.74	-	-	1	100	H
* 3.894	31.08	ADR	33.5	-32.3	0	32.28	54	-21.72	-	-	-	-	1	100	H
* 1.597	44.11	PK-U	27.9	-35.5	0	36.51	-	-	74	-37.49	-	-	1	100	V
* 1.595	32.38	ADR	27.9	-35.5	0	24.78	54	-29.22	-	-	-	-	1	100	V
* 4.541	41.62	PK-U	33.9	-31	0	44.52	-	-	74	-29.48	-	-	1	201	V
* 4.54	30.22	ADR	33.9	-31	0	33.12	54	-20.88	-	-	-	-	1	201	V
* 10.912	33.94	PK-U	37.8	-22.4	0	49.34	-	-	74	-24.66	-	-	1	101	H
* 10.913	22.75	ADR	37.8	-22.4	0	38.15	54	-15.85	-	-	-	-	1	101	H
* 12.01	33.63	PK-U	38.7	-22.6	0	49.73	-	-	74	-24.27	-	-	262	115	V
* 12.011	22.12	ADR	38.7	-22.6	0	38.22	54	-15.78	-	-	-	-	262	115	V

UL VERIFICATION SERVICES INC. FORM NO: CCSUP4701H
47173 BENICIA STREET, FREMONT, CA 94538, USA TEL: (510) 771-1000 FAX: (510) 661-0888

This report shall not be reproduced except in full, without the written approval of UL Verification Services Inc.

MID CHANNEL HORIZONTAL

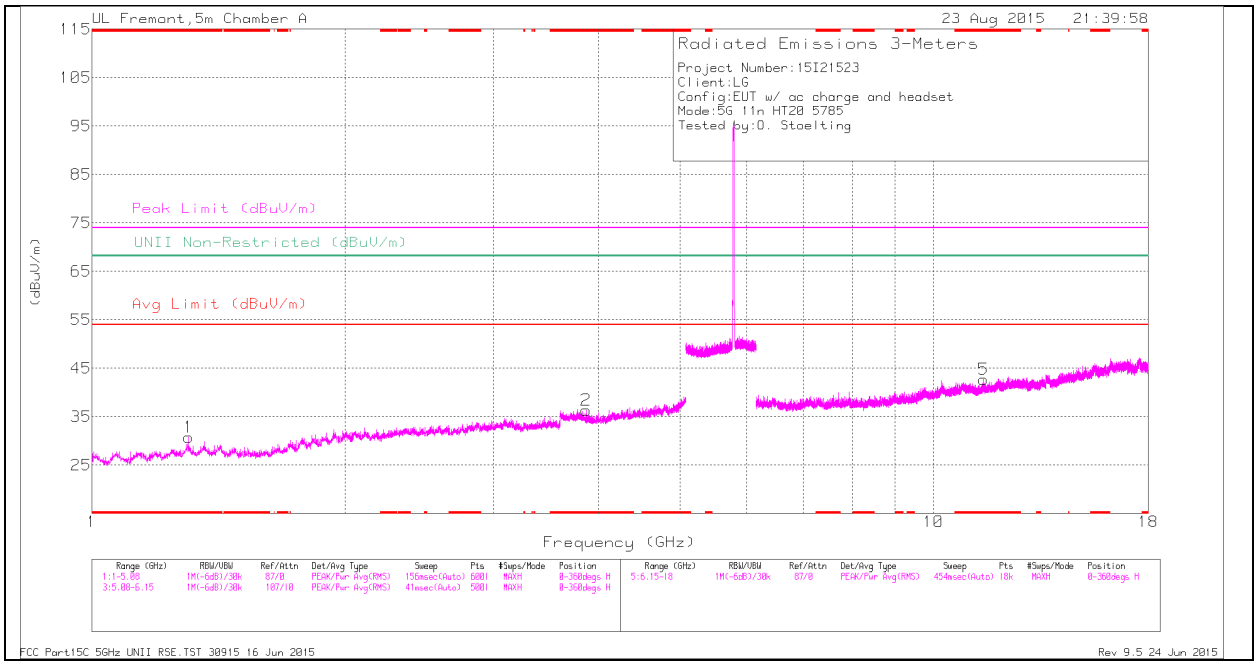

Note: Emission was scanned up to 40GHz; No emissions were detected above the noise floor which was at least 20dB below the specification limit.

This report shall not be reproduced except in full, without the written approval of UL Verification Services Inc.

MID CHANNEL VERTICAL

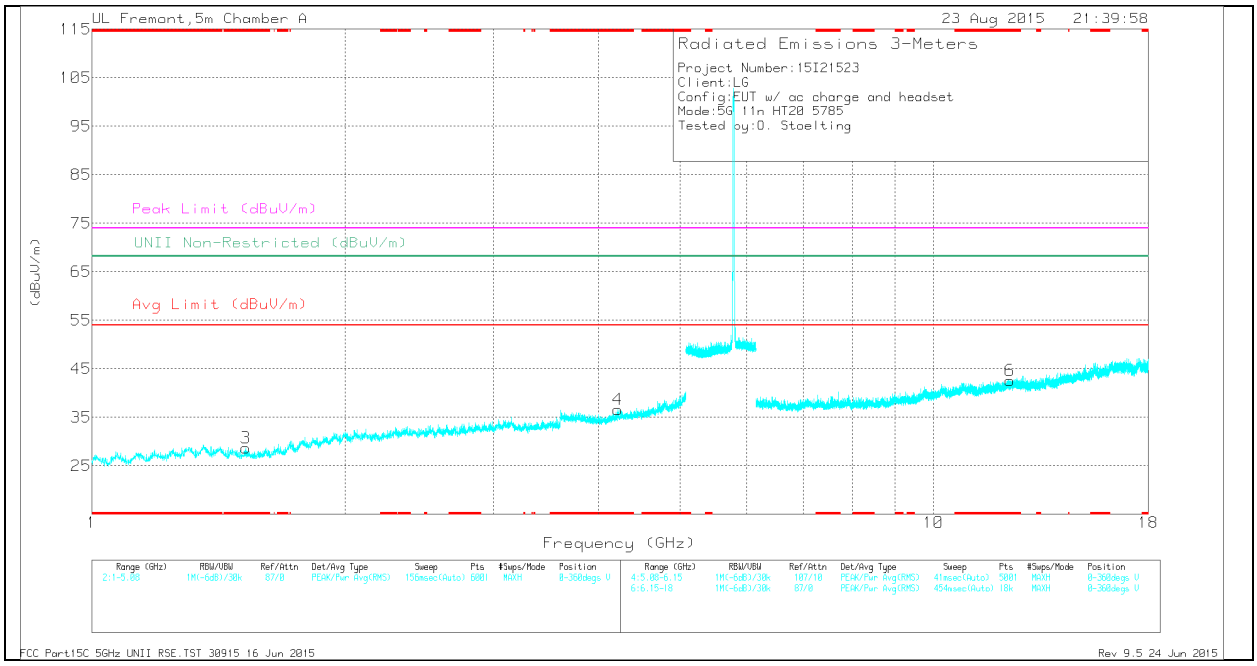

Note: Emission was scanned up to 40GHz; No emissions were detected above the noise floor which was at least 20dB below the specification limit.

This report shall not be reproduced except in full, without the written approval of UL Verification Services Inc.

MID CHANNEL DATA

TRACE MARKERS

Marker	Frequency (GHz)	Meter Reading (dBuV)	Det	AF T136 (dB/m)	Amp/Cbl/ Fltr/Pad (dB)	DC Corr (dB)	Corrected Reading (dBuV/m)	Avg Limit (dBuV/m)	Margin (dB)	Peak Limit (dBuV/m)	PK Margin (dB)	UNII Non-Restricted (dBuV/m)	PK Margin (dB)	Azimuth (Degs)	Height (cm)	Polarity
1	* 1.303	37.61	Pk	28.8	-35.6	0	30.81	-	-	74	-43.19	-	-	0-360	100	H
2	* 3.866	34.98	Pk	33.5	-32.1	0	36.38	-	-	74	-37.62	-	-	0-360	201	H
3	* 1.524	36.22	Pk	28.1	-35.6	0	28.72	-	-	74	-45.28	-	-	0-360	200	V
4	* 4.218	34.08	Pk	33.4	-30.9	0	36.58	-	-	74	-37.42	-	-	0-360	200	V
5	* 11.473	27.08	Pk	38	-22.4	0	42.68	-	-	74	-31.32	-	-	0-360	201	H
6	* 12.334	26.52	Pk	39	-22.9	0	42.62	-	-	74	-31.38	-	-	0-360	100	V

PK - Peak detector

RADIATED EMISSIONS

Frequency (GHz)	Meter Reading (dBuV)	Det	AF T136 (dB/m)	Amp/Cbl/Fl tr/Pad (dB)	DC Corr (dB)	Corrected Reading (dBuV/m)	Avg Limit (dBuV/m)	Margin (dB)	Peak Limit (dBuV/m)	PK Margin (dB)	UNII Non-Restricted (dBuV/m)	PK Margin (dB)	Azimuth (Degs)	Height (cm)	Polarity
* 1.302	43.75	PK-U	28.8	-35.6	0	36.95	-	-	74	-37.05	-	-	360	100	H
* 1.303	32.47	ADR	28.8	-35.6	0	25.67	54	-28.33	-	-	-	-	360	100	H
* 3.867	41.82	PK-U	33.5	-32.1	0	43.22	-	-	74	-30.78	-	-	360	202	H
* 3.867	30.67	ADR	33.5	-32.1	0	32.07	54	-21.93	-	-	-	-	360	202	H
* 1.524	44.34	PK-U	28.1	-35.6	0	36.84	-	-	74	-37.16	-	-	360	202	V
* 1.524	32.42	ADR	28.1	-35.6	0	24.92	54	-29.08	-	-	-	-	360	202	V
* 4.22	41.84	PK-U	33.4	-30.9	0	44.34	-	-	74	-29.66	-	-	360	202	V
* 4.218	30.05	ADR	33.4	-31	0	32.45	54	-21.55	-	-	-	-	360	202	V
* 11.472	34.16	PK-U	38	-22.4	0	49.76	-	-	74	-24.24	-	-	360	202	H
* 11.471	22.85	ADR	38	-22.4	0	38.45	54	-15.55	-	-	-	-	360	202	H
* 12.334	33.57	PK-U	39	-22.9	0	49.67	-	-	74	-24.33	-	-	18	209	V
* 12.335	22.36	ADR	39	-22.9	0	38.46	54	-15.54	-	-	-	-	18	209	V

UL VERIFICATION SERVICES INC. FORM NO: CCSUP4701H
47173 BENICIA STREET, FREMONT, CA 94538, USA TEL: (510) 771-1000 FAX: (510) 661-0888

This report shall not be reproduced except in full, without the written approval of UL Verification Services Inc.

HIGH CHANNEL HORIZONTAL

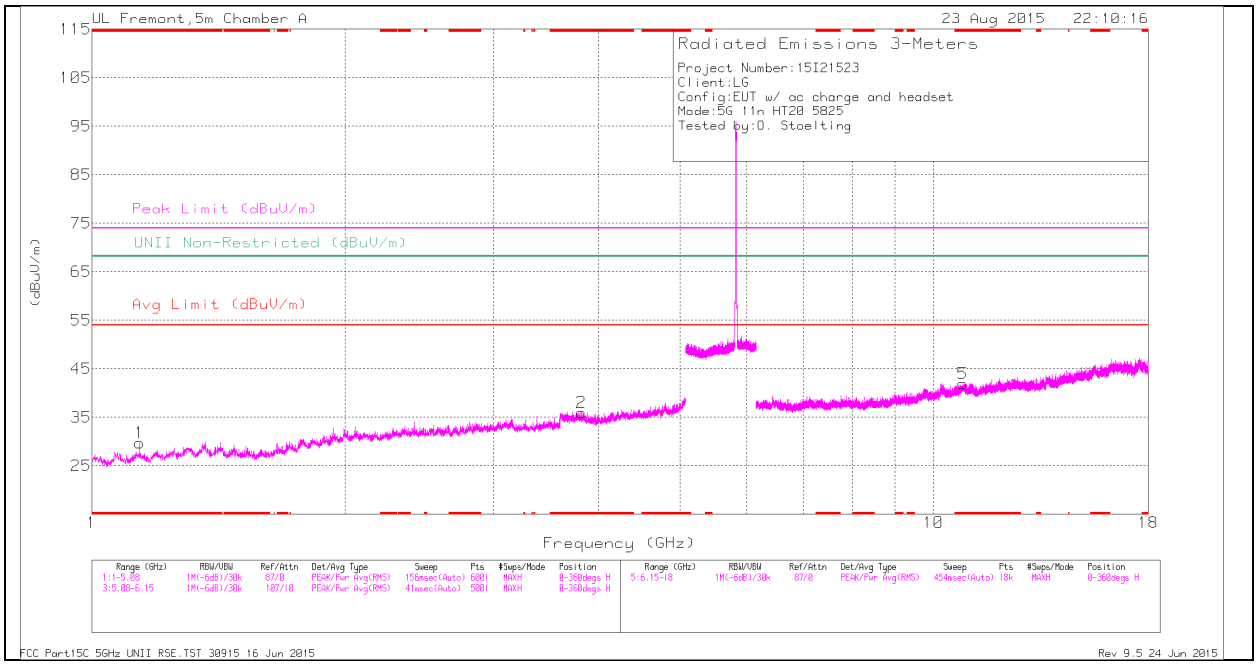

Note: Emission was scanned up to 40GHz; No emissions were detected above the noise floor which was at least 20dB below the specification limit.

This report shall not be reproduced except in full, without the written approval of UL Verification Services Inc.

HIGH CHANNEL VERTICAL

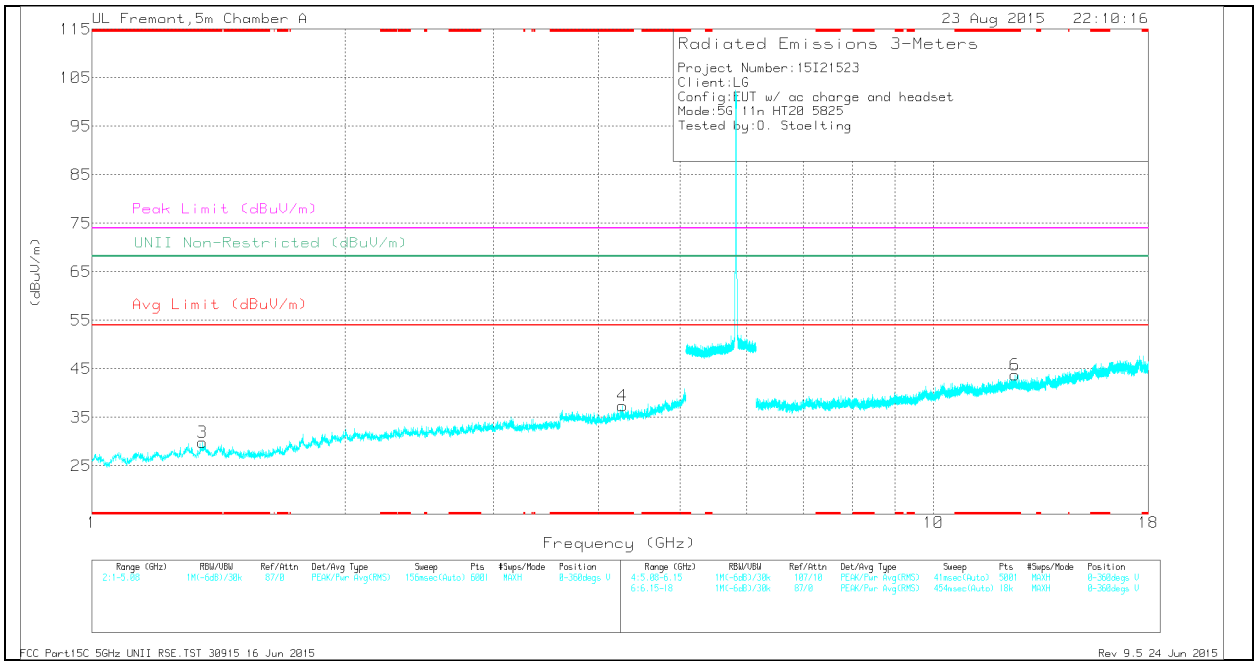

Note: Emission was scanned up to 40GHz; No emissions were detected above the noise floor which was at least 20dB below the specification limit.

This report shall not be reproduced except in full, without the written approval of UL Verification Services Inc.

HIGH CHANNEL DATA

TRACE MARKERS

Marker	Frequency (GHz)	Meter Reading (dBuV)	Det	AF T136 (dB/m)	Amp/Cbl/ Fltr/Pad (dB)	DC Corr (dB)	Corrected Reading (dBuV/m)	Avg Limit (dBuV/m)	Margin (dB)	Peak Limit (dBuV/m)	PK Margin (dB)	UNII Non-Restricted (dBuV/m)	PK Margin (dB)	Azimuth (Degs)	Height (cm)	Polarity
1	* 1.139	37.8	Pk	27.5	-35.6	0	29.7	-	-	74	-44.3	-	-	0-360	201	H
2	* 3.819	34.27	Pk	33.4	-31.7	0	35.97	-	-	74	-38.03	-	-	0-360	100	H
3	* 1.353	36.5	Pk	28.7	-35.3	0	29.9	-	-	74	-44.1	-	-	0-360	200	V
4	* 4.271	34.32	Pk	33.4	-30.3	0	37.42	-	-	74	-36.58	-	-	0-360	100	V
5	* 10.84	26.02	Pk	37.8	-21.9	0	41.92	-	-	74	-32.08	-	-	0-360	100	H
6	* 12.488	27.04	Pk	39.1	-22.4	0	43.74	-	-	74	-30.26	-	-	0-360	200	V

PK - Peak detector

RADIATED EMISSIONS

Frequency (GHz)	Meter Reading (dBuV)	Det	AF T136 (dB/m)	Amp/Cbl/Fl tr/Pad (dB)	DC Corr (dB)	Corrected Reading (dBuV/m)	Avg Limit (dBuV/m)	Margin (dB)	Peak Limit (dBuV/m)	PK Margin (dB)	UNII Non-Restricted (dBuV/m)	PK Margin (dB)	Azimuth (Degs)	Height (cm)	Polarity
* 1.137	44.07	PK-U	27.5	-35.6	0	35.97	-	-	74	-38.03	-	-	1	202	H
* 1.14	32.66	ADR	27.5	-35.6	0	24.56	54	-29.44	-	-	-	-	1	202	H
* 3.82	41.58	PK-U	33.4	-31.7	0	43.28	-	-	74	-30.72	-	-	1	100	H
* 3.82	30.53	ADR	33.4	-31.7	0	32.23	54	-21.77	-	-	-	-	1	100	H
* 1.353	44.58	PK-U	28.7	-35.3	0	37.98	-	-	74	-36.02	-	-	1	201	V
* 1.355	32.65	ADR	28.7	-35.3	0	26.05	54	-27.95	-	-	-	-	1	201	V
* 4.271	40.79	PK-U	33.4	-30.3	0	43.89	-	-	74	-30.11	-	-	1	100	V
* 4.27	29.81	ADR	33.4	-30.3	0	32.91	54	-21.09	-	-	-	-	1	100	V
* 10.838	33.79	PK-U	37.8	-21.9	0	49.69	-	-	74	-24.31	-	-	1	100	H
* 10.841	22.78	ADR	37.8	-21.9	0	38.68	54	-15.32	-	-	-	-	1	100	H
* 12.489	33.43	PK-U	39.1	-22.4	0	50.13	-	-	74	-23.87	-	-	316	359	V
* 12.488	22.07	ADR	39.1	-22.4	0	38.77	54	-15.23	-	-	-	-	316	359	V

UL VERIFICATION SERVICES INC. FORM NO: CCSUP4701H
47173 BENICIA STREET, FREMONT, CA 94538, USA TEL: (510) 771-1000 FAX: (510) 661-0888

This report shall not be reproduced except in full, without the written approval of UL Verification Services Inc.

11.3.3. TX ABOVE 1 GHz 802.11n HT40 MODE IN THE 5.8 GHz BAND RESTRICTED BANDEDGE (LOW CHANNEL)

HORIZONTAL PEAK AND AVERAGE PLOT

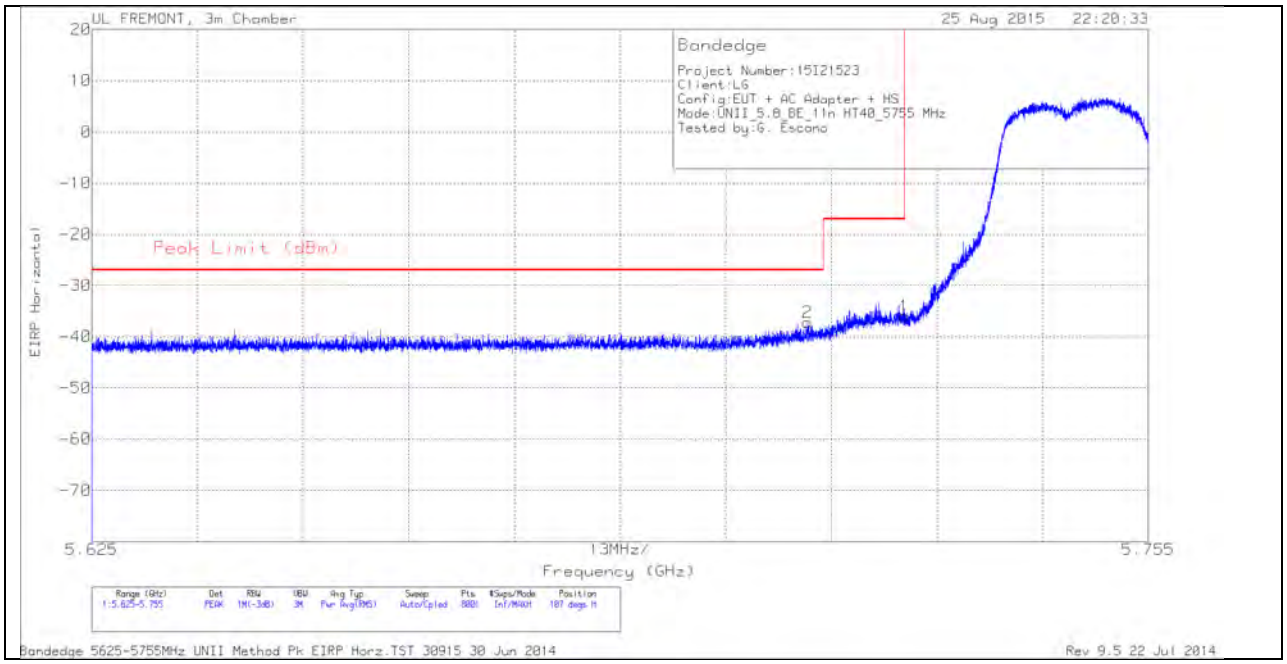

HORIZONTAL DATA

Marker	Frequency (GHz)	Meter Reading (dBm)	Det	AF T119 (dB/m)	Amp/Cbl/Fltr/Pad (dB)	Conversion Factor (dB)	Corrected Reading EIRP	Peak Limit (dBm)	PK Margin (dB)	Azimuth (Degs)	Height (cm)	Polarity
2	5.713	-63.42	PK	34.8	-20.4	11.8	-37.22	-27	-10.22	107	117	H
1	5.725	-62.22	PK	34.8	-20.3	11.8	-35.92	-17	-18.92	107	117	H

This report shall not be reproduced except in full, without the written approval of UL Verification Services Inc.

VERTICAL PEAK AND AVERAGE PLOT

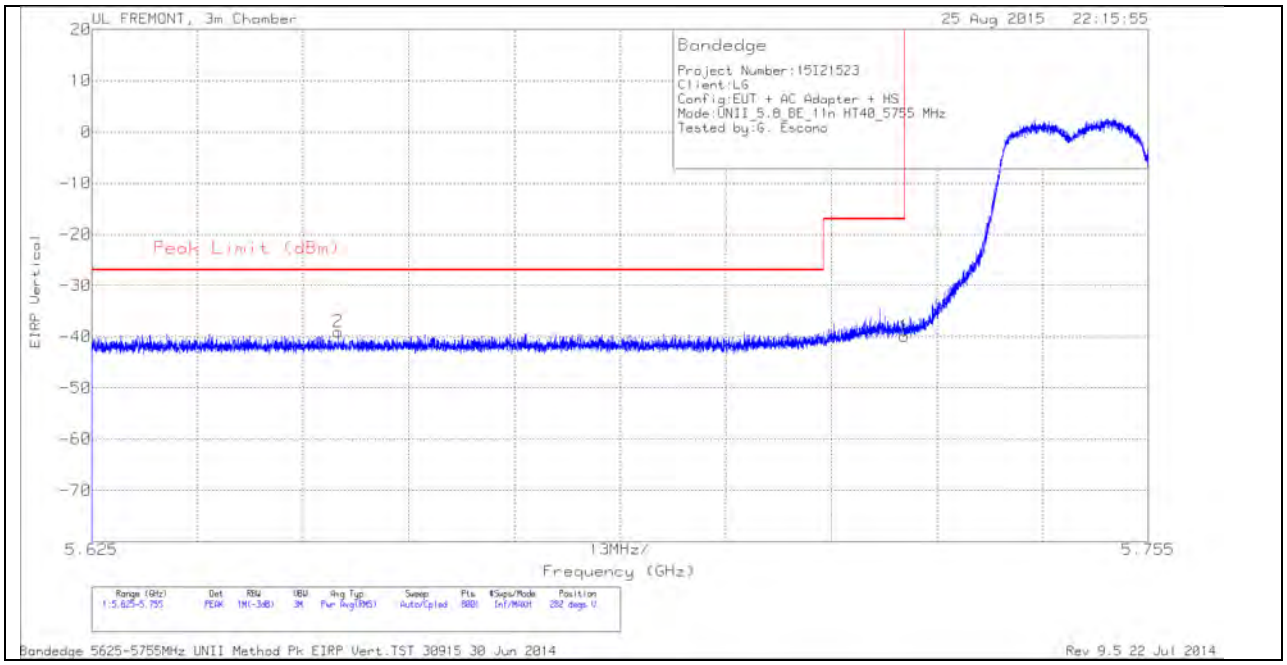

VERTICAL DATA

Marker	Frequency (GHz)	Meter Reading (dBm)	Det	AF T119 (dB/m)	Amp/Cbl/Filtr/Pad (dB)	Conversion Factor (dB)	Corrected Reading EIRP	Peak Limit (dBm)	PK Margin (dB)	Azimuth (Degs)	Height (cm)	Polarity
2	5.655	-65.28	PK	34.7	-20.2	11.8	-38.98	-27	-11.98	282	107	V
1	5.725	-66.2	PK	34.8	-20.3	11.8	-39.9	-17	-22.9	282	107	V

This report shall not be reproduced except in full, without the written approval of UL Verification Services Inc.

AUTHORIZED BANDEDGE (HIGH CHANNEL)

HORIZONTAL PEAK AND AVERAGE PLOT

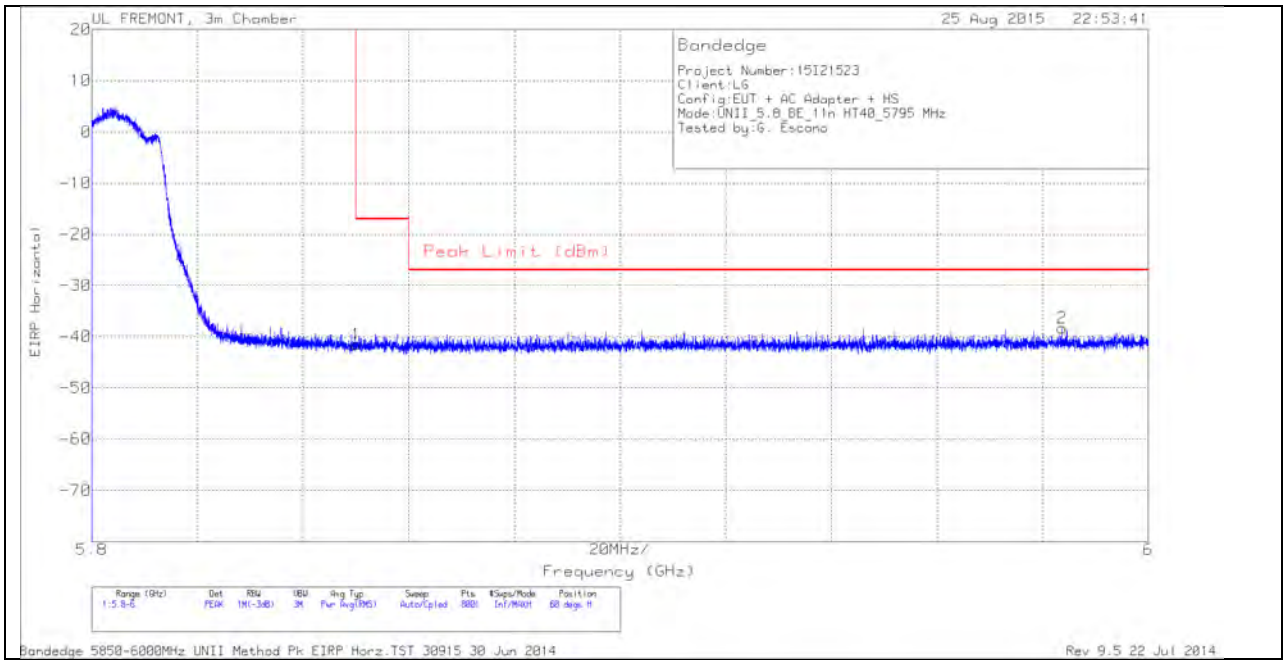

HORIZONTAL DATA

Marker	Frequency (GHz)	Meter Reading (dBm)	Det	AF T119 (dB/m)	Amp/Cbl/Fltr/Pad (dB)	Conversion Factor (dB)	Corrected Reading EIRP	Peak Limit (dBm)	PK Margin (dB)	Azimuth (Degs)	Height (cm)	Polarity
1	5.85	-67.56	PK	34.9	-20.6	11.8	-41.46	-17	-24.46	60	103	H
2	5.984	-65.34	PK	35.2	-20	11.8	-38.34	-27	-11.34	60	103	H

This report shall not be reproduced except in full, without the written approval of UL Verification Services Inc.

VERTICAL PEAK AND AVERAGE PLOT

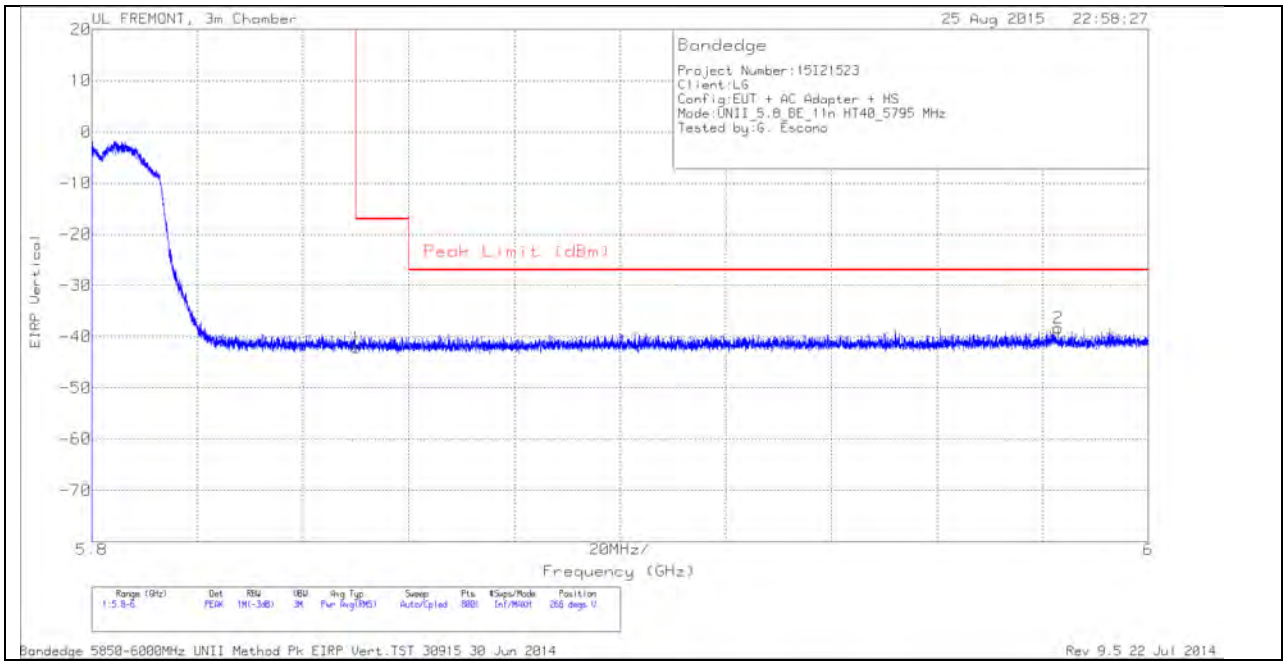

VERTICAL DATA

Marker	Frequency (GHz)	Meter Reading (dBm)	Det	AF T119 (dB/m)	Amp/Cbl/Filtr/Pad (dB)	Conversion Factor (dB)	Corrected Reading EIRP	Peak Limit (dBm)	PK Margin (dB)	Azimuth (Degs)	Height (cm)	Polarity
1	5.85	-68.22	PK	34.9	-20.6	11.8	-42.12	-17	-25.12	266	124	V
2	5.983	-65.31	PK	35.2	-20	11.8	-38.31	-27	-11.31	266	124	V

This report shall not be reproduced except in full, without the written approval of UL Verification Services Inc.

HARMONICS AND SPURIOUS EMISSIONS

LOW CHANNEL HORIZONTAL

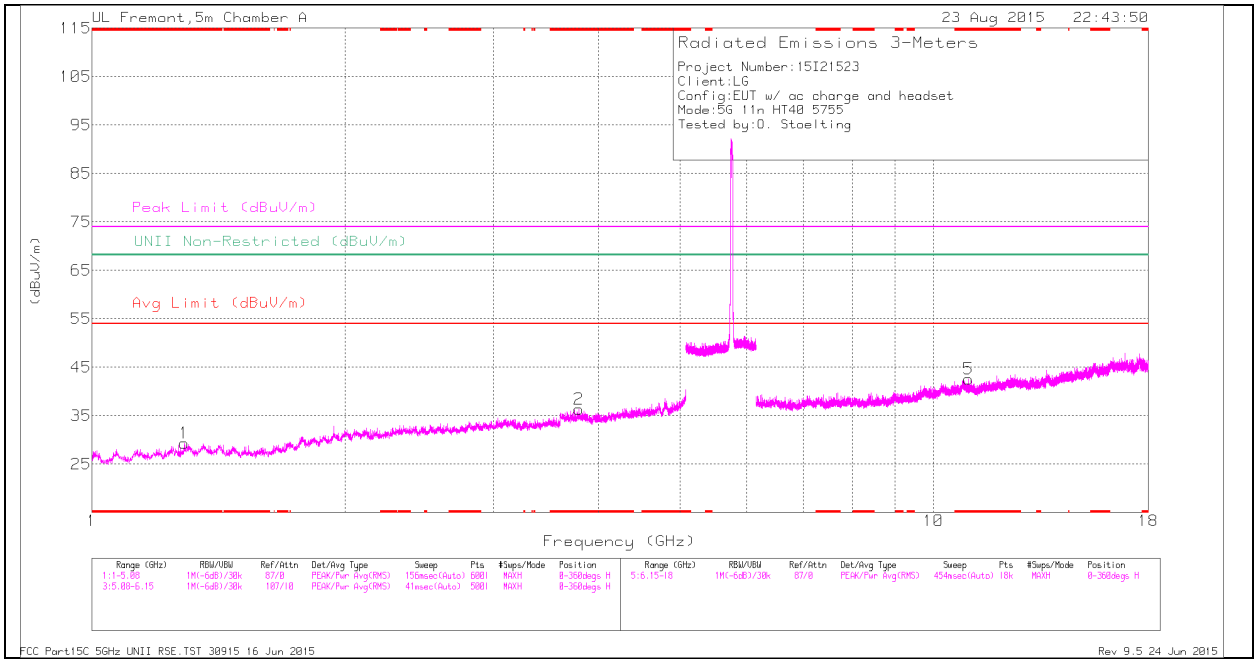

Note: Emission was scanned up to 40GHz; No emissions were detected above the noise floor which was at least 20dB below the specification limit.

This report shall not be reproduced except in full, without the written approval of UL Verification Services Inc.

LOW CHANNEL VERTICAL

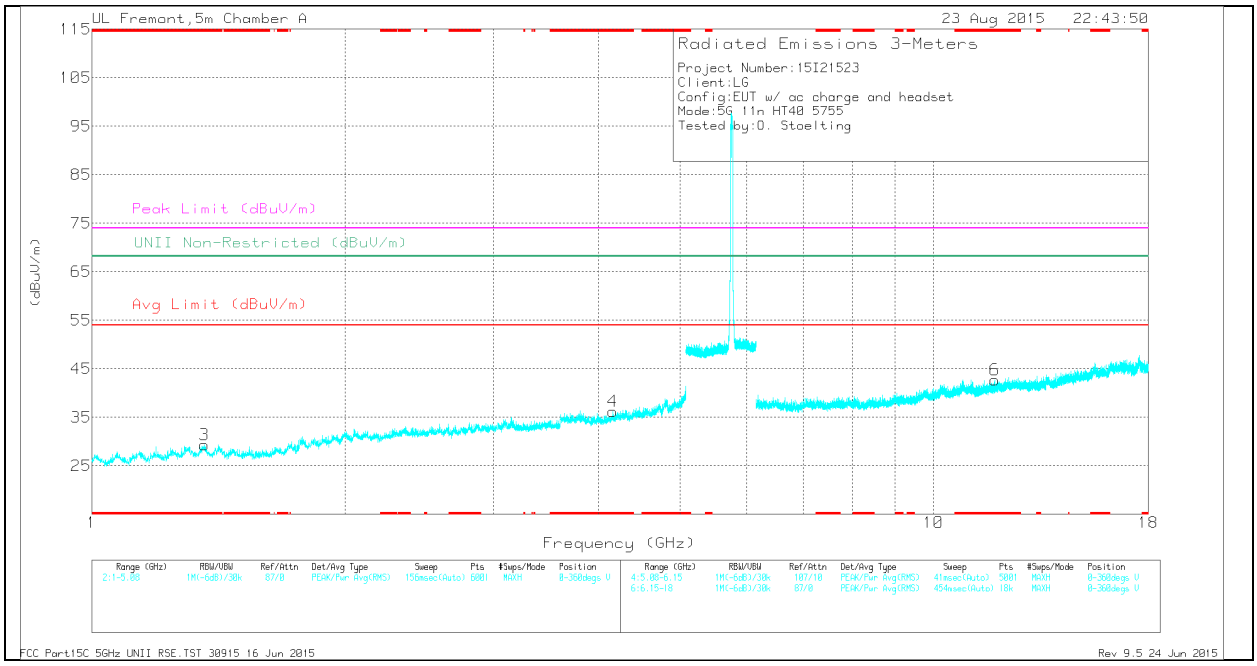

Note: Emission was scanned up to 40GHz; No emissions were detected above the noise floor which was at least 20dB below the specification limit.

This report shall not be reproduced except in full, without the written approval of UL Verification Services Inc.

LOW CHANNEL DATA

TRACE MARKERS

Marker	Frequency (GHz)	Meter Reading (dBuV)	Det	AF T136 (dB/m)	Amp/Cbl/ Fltr/Pad (dB)	DC Corr (dB)	Corrected Reading (dBuV/m)	Avg Limit (dBuV/m)	Margin (dB)	Peak Limit (dBuV/m)	PK Margin (dB)	UNII Non-Restricted (dBuV/m)	PK Margin (dB)	Azimuth (Degs)	Height (cm)	Polarity
1	* 1.286	36.46	Pk	28.7	-35.8	0	29.36	-	-	74	-44.64	-	-	0-360	201	H
2	* 3.79	34.38	Pk	33.4	-31.4	0	36.38	-	-	74	-37.62	-	-	0-360	201	H
3	* 1.359	35.87	Pk	28.7	-35.2	0	29.37	-	-	74	-44.63	-	-	0-360	200	V
4	* 4.16	34.47	Pk	33.3	-31.6	0	36.17	-	-	74	-37.83	-	-	0-360	200	V
5	* 11.008	27.61	Pk	37.9	-22.9	0	42.61	-	-	74	-31.39	-	-	0-360	100	H
6	* 11.826	27.17	Pk	38.4	-22.8	0	42.77	-	-	74	-31.23	-	-	0-360	200	V

PK - Peak detector

RADIATED EMISSIONS

Frequency (GHz)	Meter Reading (dBuV)	Det	AF T136 (dB/m)	Amp/Cbl/Fltr/Pad (dB)	DC Corr (dB)	Corrected Reading (dBuV/m)	Avg Limit (dBuV/m)	Margin (dB)	Peak Limit (dBuV/m)	PK Margin (dB)	UNII Non-Restricted (dBuV/m)	PK Margin (dB)	Azimuth (Degs)	Height (cm)	Polarity
* 1.286	44.39	PK-U	28.7	-35.8	0	37.29	-	-	74	-36.71	-	-	360	202	H
* 1.288	32.35	ADR	28.7	-35.8	0	25.25	54	-28.75	-	-	-	-	360	202	H
* 3.789	41.36	PK-U	33.4	-31.4	0	43.36	-	-	74	-30.64	-	-	360	202	H
* 3.792	30.37	ADR	33.4	-31.4	0	32.37	54	-21.63	-	-	-	-	360	202	H
* 1.358	44.46	PK-U	28.7	-35.2	0	37.96	-	-	74	-36.04	-	-	360	202	V
* 1.361	32.6	ADR	28.7	-35.2	0	26.1	54	-27.9	-	-	-	-	360	202	V
* 4.162	41.98	PK-U	33.3	-31.6	0	43.68	-	-	74	-30.32	-	-	360	202	V
* 4.16	30.82	ADR	33.3	-31.6	0	32.52	54	-21.48	-	-	-	-	360	202	V
* 11.007	34.52	PK-U	37.9	-22.9	0	49.52	-	-	74	-24.48	-	-	360	100	H
* 11.007	23.26	ADR	37.9	-22.9	0	38.26	54	-15.74	-	-	-	-	360	100	H
* 11.825	34.09	PK-U	38.4	-22.8	0	49.69	-	-	74	-24.31	-	-	5	251	V
* 11.826	22.41	ADR	38.4	-22.8	0	38.01	54	-15.99	-	-	-	-	5	251	V

This report shall not be reproduced except in full, without the written approval of UL Verification Services Inc.

HIGH CHANNEL HORIZONTAL

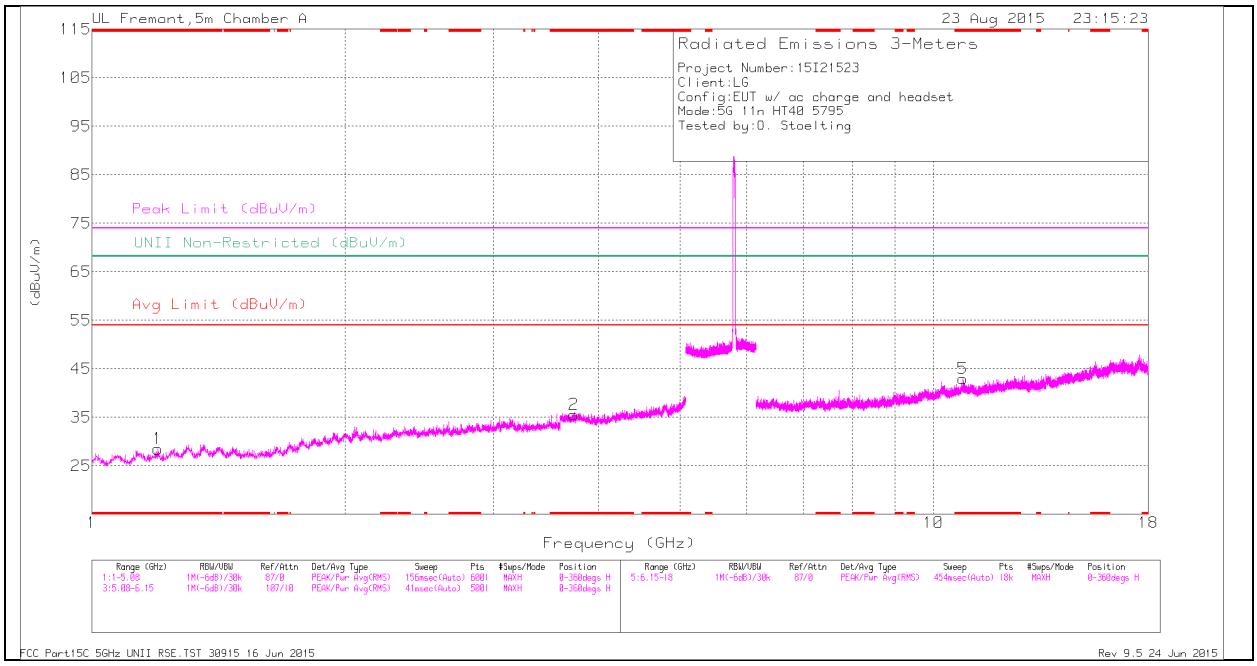

Note: Emission was scanned up to 40GHz; No emissions were detected above the noise floor which was at least 20dB below the specification limit.

This report shall not be reproduced except in full, without the written approval of UL Verification Services Inc.

HIGH CHANNEL VERTICAL

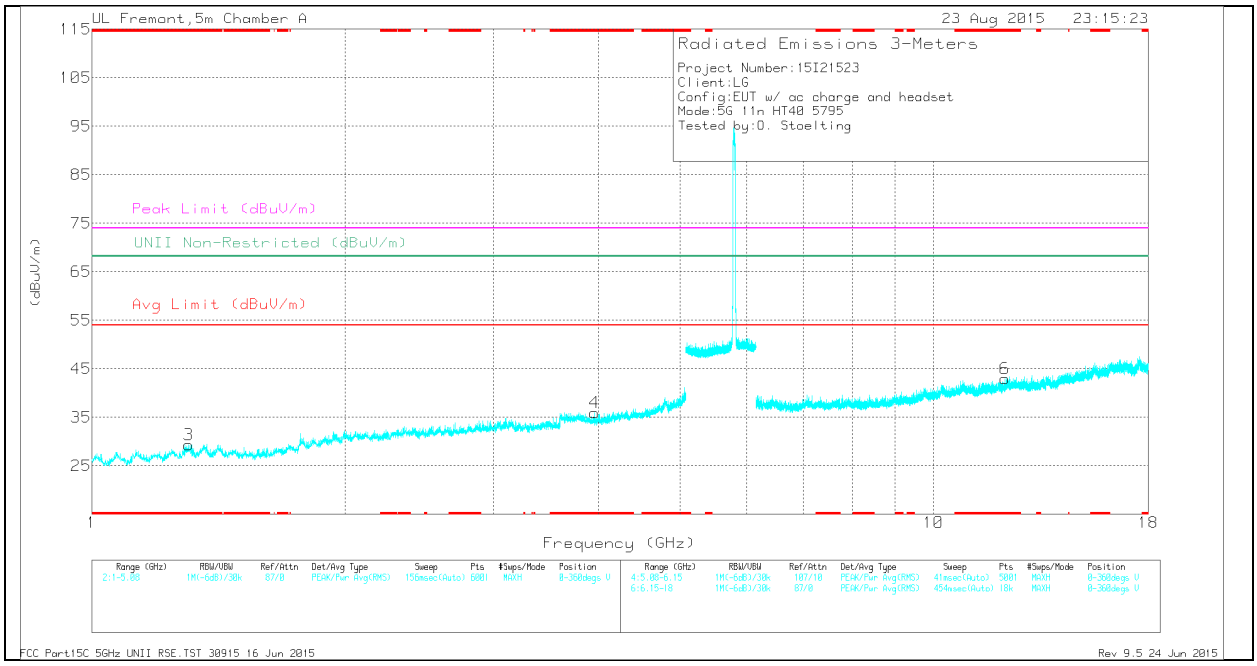

Note: Emission was scanned up to 40GHz; No emissions were detected above the noise floor which was at least 20dB below the specification limit.

This report shall not be reproduced except in full, without the written approval of UL Verification Services Inc.

HIGH CHANNEL DATA

TRACE MARKERS

Marker	Frequency (GHz)	Meter Reading (dBuV)	Det	AF T136 (dB/m)	Amp/Cbl/ Fltr/Pad (dB)	DC Corr (dB)	Corrected Reading (dBuV/m)	Avg Limit (dBuV/m)	Margin (dB)	Peak Limit (dBuV/m)	PK Margin (dB)	UNII Non-Restricted (dBuV/m)	PK Margin (dB)	Azimuth (Degs)	Height (cm)	Polarity
1	* 1.199	36.5	Pk	28	-36	0	28.5	-	-	74	-45.5	-	-	0-360	100	H
2	* 3.738	34.35	Pk	33.3	-32.1	0	35.55	-	-	74	-38.45	-	-	0-360	201	H
3	* 1.302	36.12	Pk	28.8	-35.6	0	29.32	-	-	74	-44.68	-	-	0-360	200	V
4	* 3.955	34.51	Pk	33.4	-31.9	0	36.01	-	-	74	-37.99	-	-	0-360	100	V
5	* 10.836	27.18	Pk	37.8	-22	0	42.98	-	-	74	-31.02	-	-	0-360	201	H
6	* 12.158	26.92	Pk	38.8	-22.8	0	42.92	-	-	74	-31.08	-	-	0-360	200	V

PK - Peak detector

RADIATED EMISSIONS

Frequency (GHz)	Meter Reading (dBuV)	Det	AF T136 (dB/m)	Amp/Cbl/Fl tr/Pad (dB)	DC Corr (dB)	Corrected Reading (dBuV/m)	Avg Limit (dBuV/m)	Margin (dB)	Peak Limit (dBuV/m)	PK Margin (dB)	UNII Non-Restricted (dBuV/m)	PK Margin (dB)	Azimuth (Degs)	Height (cm)	Polarity
* 1.197	44.17	PK-U	28	-36	0	36.17	-	-	74	-37.83	-	-	0	100	H
* 1.197	32.54	ADR	28	-36	0	24.54	54	-29.46	-	-	-	-	0	100	H
* 3.739	42.56	PK-U	33.3	-32.1	0	43.76	-	-	74	-30.24	-	-	0	202	H
* 3.738	30.61	ADR	33.3	-32.1	0	31.81	54	-22.19	-	-	-	-	0	202	H
* 1.303	44.35	PK-U	28.8	-35.6	0	37.55	-	-	74	-36.45	-	-	0	202	V
* 1.3	32.47	ADR	28.8	-35.6	0	25.67	54	-28.33	-	-	-	-	0	202	V
* 3.956	41.11	PK-U	33.4	-31.9	0	42.61	-	-	74	-31.39	-	-	0	100	V
* 3.955	30.15	ADR	33.4	-31.9	0	31.65	54	-22.35	-	-	-	-	0	100	V
* 10.836	34.05	PK-U	37.8	-22	0	49.85	-	-	74	-24.15	-	-	0	202	H
* 10.836	22.76	ADR	37.8	-22	0	38.56	54	-15.44	-	-	-	-	0	202	H
* 12.158	33.56	PK-U	38.8	-22.9	0	49.46	-	-	74	-24.54	-	-	64	276	V
* 12.159	22.04	ADR	38.8	-22.8	0	38.04	54	-15.96	-	-	-	-	64	276	V

UL VERIFICATION SERVICES INC. FORM NO: CCSUP4701H
47173 BENICIA STREET, FREMONT, CA 94538, USA TEL: (510) 771-1000 FAX: (510) 661-0888

This report shall not be reproduced except in full, without the written approval of UL Verification Services Inc.

11.3.4. TX ABOVE 1 GHz 802.11ac HT80 MODE IN THE 5.8 GHz BAND RESTRICTED BANDEDGE (LOW CHANNEL)

LOWER EDGE, HORIZONTAL PEAK AND AVERAGE PLOT

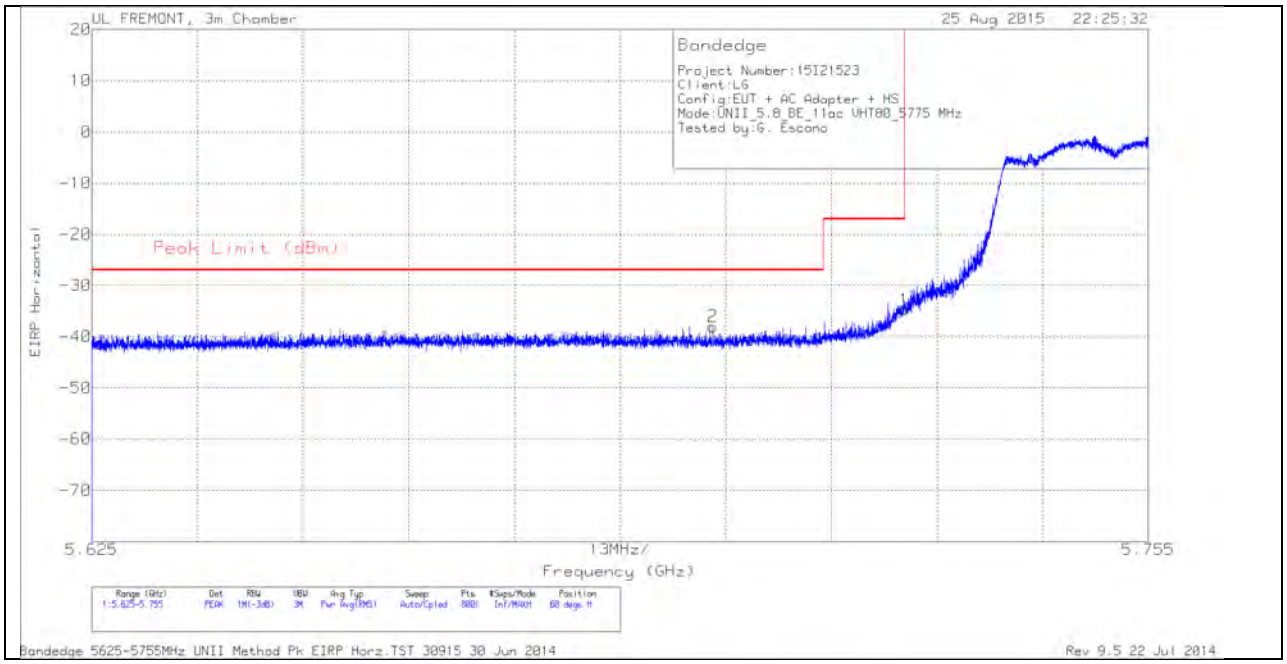

HORIZONTAL DATA

Marker	Frequency (GHz)	Meter Reading (dBm)	Det	AF T119 (dB/m)	Amp/Cbl/Fltr/Pad (dB)	Conversion Factor (dB)	Corrected Reading EIRP	Peak Limit (dBm)	PK Margin (dB)	Azimuth (Degs)	Height (cm)	Polarity
2	5.701	-64.1	PK	34.7	-20.4	11.8	-38	-27	-11	60	294	H
1	5.725	-61.09	PK	34.8	-20.3	11.8	-34.79	-17	-17.79	60	294	H

This report shall not be reproduced except in full, without the written approval of UL Verification Services Inc.

LOWER EDGE, VERTICAL PEAK AND AVERAGE PLOT

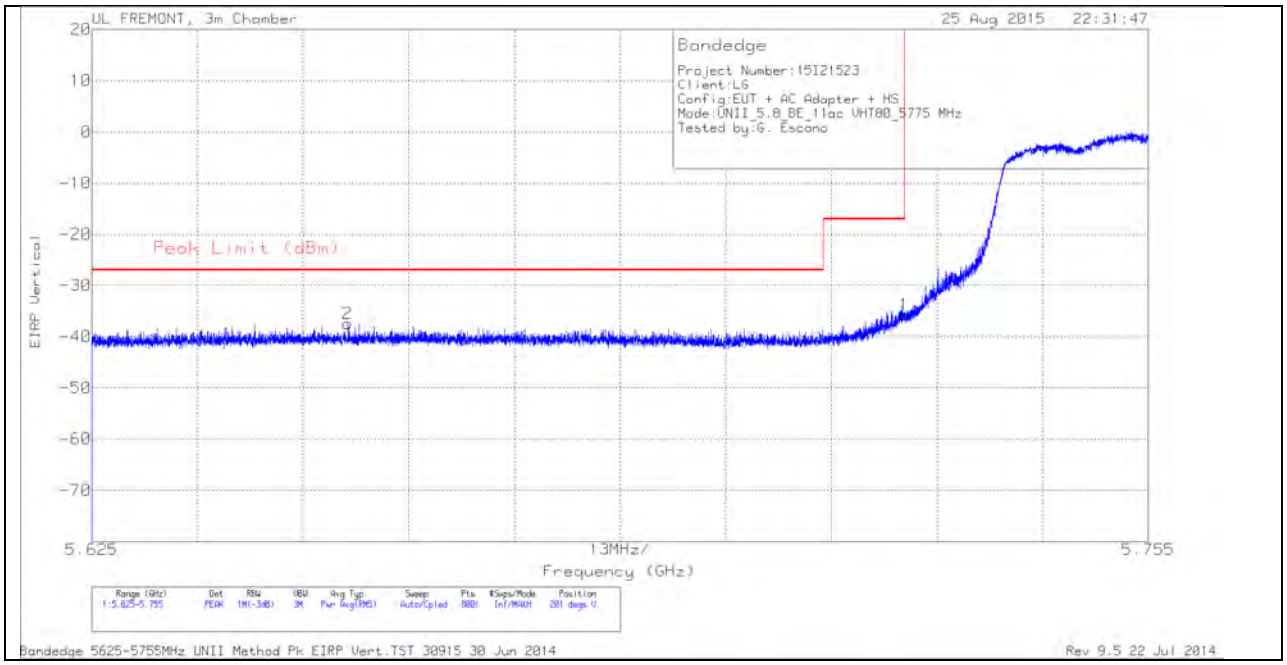

VERTICAL DATA

Marker	Frequency (GHz)	Meter Reading (dBm)	Det	AF T119 (dB/m)	Amp/Cbl/Filtr/Pad (dB)	Conversion Factor (dB)	Corrected Reading EIRP	Peak Limit (dBm)	PK Margin (dB)	Azimuth (Degs)	Height (cm)	Polarity
2	5.656	-63.69	PK	34.7	-20.2	11.8	-37.39	-27	-10.39	201	317	V
1	5.725	-62.06	PK	34.8	-20.3	11.8	-35.76	-17	-18.76	201	317	V

UL VERIFICATION SERVICES INC. FORM NO: CCSUP4701H
47173 BENICIA STREET, FREMONT, CA 94538, USA TEL: (510) 771-1000 FAX: (510) 661-0888

This report shall not be reproduced except in full, without the written approval of UL Verification Services Inc.

HIGHER EDGE, HORIZONTAL PEAK AND AVERAGE PLOT

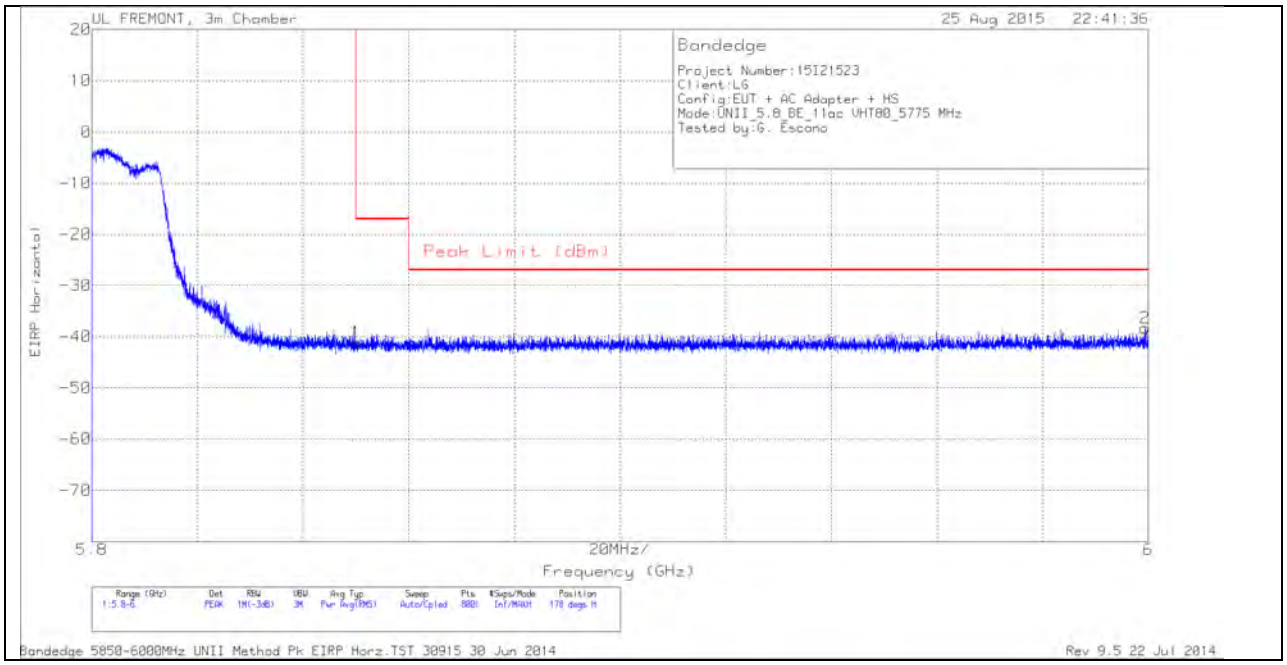

HORIZONTAL DATA

Marker	Frequency (GHz)	Meter Reading (dBm)	Det	AF T119 (dB/m)	Amp/Cbl/Filtr/Pad (dB)	Conversion Factor (dB)	Corrected Reading EIRP	Peak Limit (dBm)	PK Margin (dB)	Azimuth (Degs)	Height (cm)	Polarity
1	5.85	-67.29	PK	34.9	-20.6	11.8	-41.19	-17	-24.19	178	106	H
2	5.999	-65.19	PK	35.2	-20.1	11.8	-38.29	-27	-11.29	178	106	H

UL VERIFICATION SERVICES INC. FORM NO: CCSUP4701H
47173 BENICIA STREET, FREMONT, CA 94538, USA TEL: (510) 771-1000 FAX: (510) 661-0888

This report shall not be reproduced except in full, without the written approval of UL Verification Services Inc.