MID CHANNEL HORIZONTAL

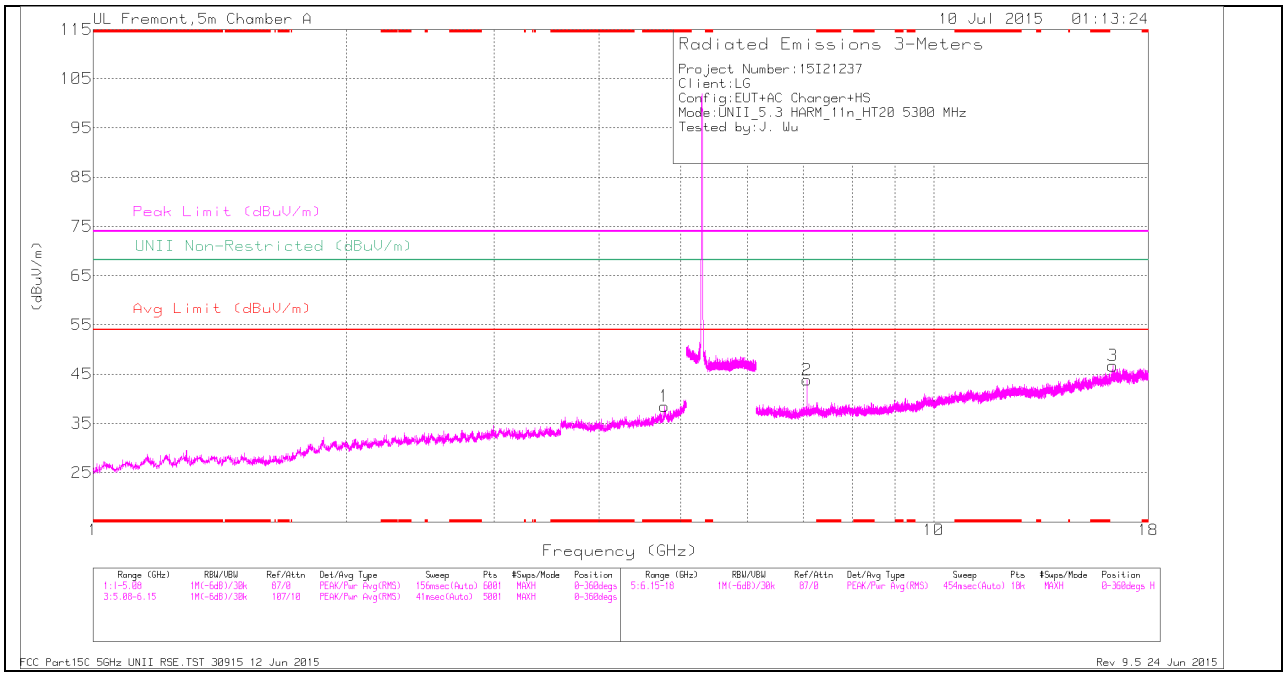

Note: Emission was scanned up to 40GHz; No emissions were detected above the noise floor which was at least 20dB below the specification limit.

This report shall not be reproduced except in full, without the written approval of UL Verification Services Inc.

MID CHANNEL VERTICAL

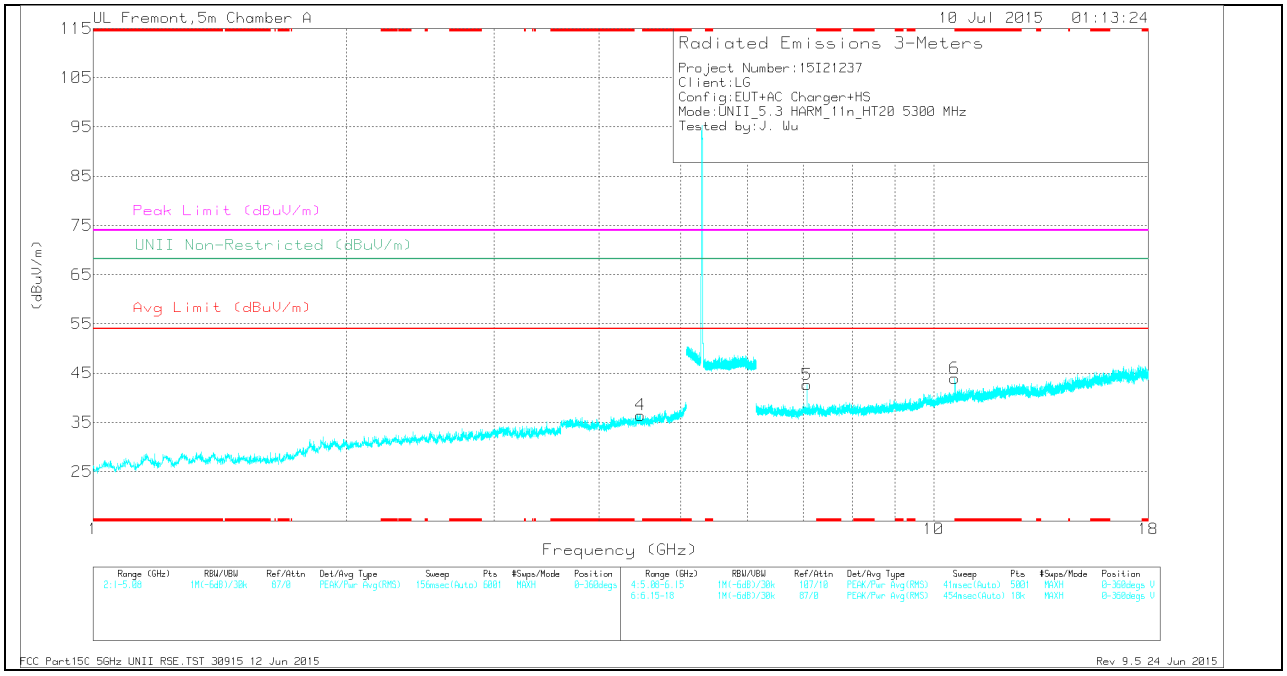

Note: Emission was scanned up to 40GHz; No emissions were detected above the noise floor which was at least 20dB below the specification limit.

This report shall not be reproduced except in full, without the written approval of UL Verification Services Inc.

MID CHANNEL DATA

TRACE MARKERS

Marker	Frequency (GHz)	Meter Reading (dBuV)	Det	AF T136 (dB/m)	Amp/Cbl/ Fltr/Pad (dB)	DC Corr (dB)	Corrected Reading (dBuV/m)	Avg Limit (dBuV/m)	Margin (dB)	Peak Limit (dBuV/m)	PK Margin (dB)	UNII Non-Restricted (dBuV/m)	PK Margin (dB)	Azimuth (Degs)	Height (cm)	Polarity
1	* 4.784	35.06	Pk	34	-30.6	0	38.46	-	-	74	-35.54	68.2	-29.74	0-360	201	H
4	4.478	33.46	Pk	33.8	-30.8	0	36.46	-	-	74	-37.54	68.2	-31.74	0-360	100	V
2	7.066	35.52	Pk	35.6	-27.3	0	43.82	-	-	74	-30.18	68.2	-24.38	0-360	100	H
5	7.067	34.37	Pk	35.6	-27.3	0	42.67	-	-	74	-31.33	68.2	-25.53	0-360	100	V
6	10.594	29.71	Pk	37.7	-23.5	0	43.91	-	-	74	-30.09	68.2	-24.29	0-360	100	V
3	16.331	28.3	Pk	41.3	-22.9	0	46.7	-	-	74	-27.3	68.2	-21.5	0-360	100	H

PK - Peak detector

RADIATED EMISSIONS

Frequency (GHz)	Meter Reading (dBuV)	Det	AF T136 (dB/m)	Amp/Cbl/Fl tr/Pad (dB)	DC Corr (dB)	Corrected Reading (dBuV/m)	Avg Limit (dBuV/m)	Margin (dB)	Peak Limit (dBuV/m)	PK Margin (dB)	UNII Non-Restricted (dBuV/m)	PK Margin (dB)	Azimuth (Degs)	Height (cm)	Polarity
* 4.784	40.7	PK-U	34	-30.6	0	44.1	-	-	74	-29.9	68.2	-24.1	17	202	H
* 4.786	29.76	ADR	34	-30.6	0	33.16	54	-20.84	-	-	-	-	17	202	H
4.478	41.16	PK-U	33.8	-30.8	0	44.16	-	-	-	-	68.2	-24.04	232	100	V
7.067	41.1	PK-U	35.6	-27.3	0	49.4	-	-	-	-	68.2	-18.8	23	287	H
7.067	41.5	PK-U	35.6	-27.3	0	49.8	-	-	-	-	68.2	-18.4	323	102	V
10.593	36.08	PK-U	37.7	-23.5	0	50.28	-	-	-	-	68.2	-17.92	329	111	V
16.332	35.75	PK-U	41.3	-22.9	0	54.15	-	-	-	-	68.2	-14.05	30	100	H

FCC Part15 Subpart C T186 2400MHz Spurious Emissions.TST 12746Rev 9.5 24 Jun 2015

This report shall not be reproduced except in full, without the written approval of UL Verification Services Inc.

HIGH CHANNEL HORIZONTAL

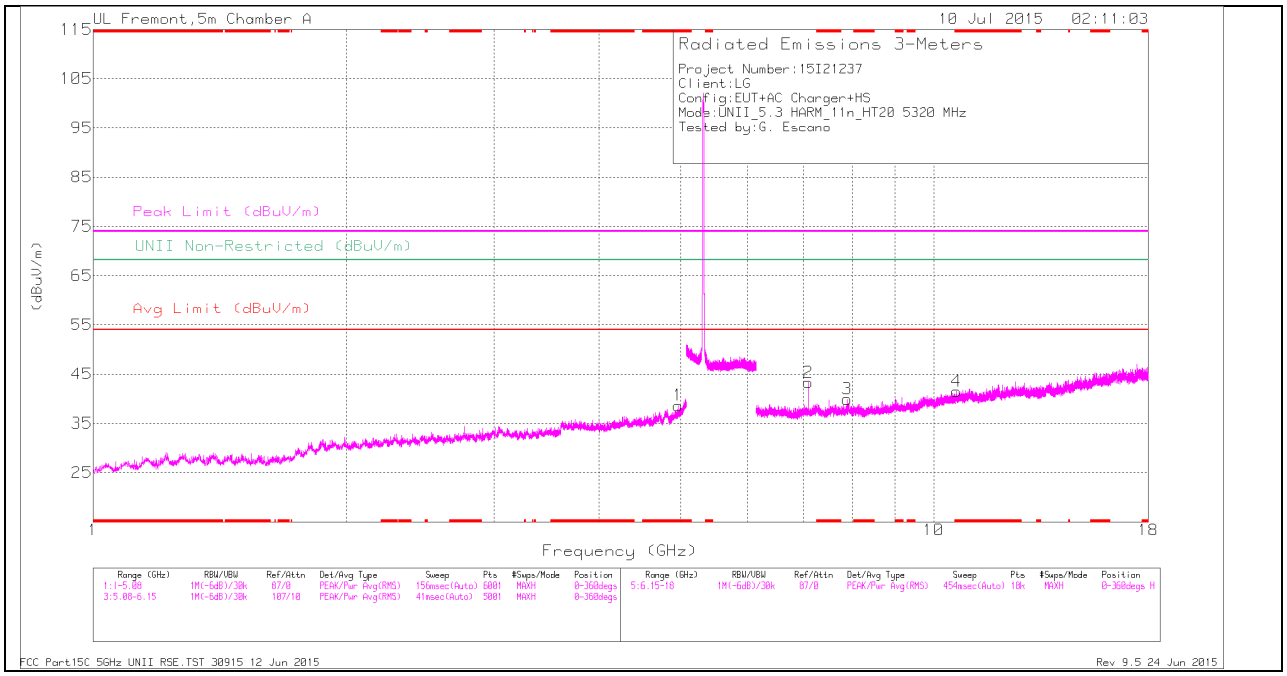

Note: Emission was scanned up to 40GHz; No emissions were detected above the noise floor which was at least 20dB below the specification limit.

This report shall not be reproduced except in full, without the written approval of UL Verification Services Inc.

HIGH CHANNEL VERTICAL

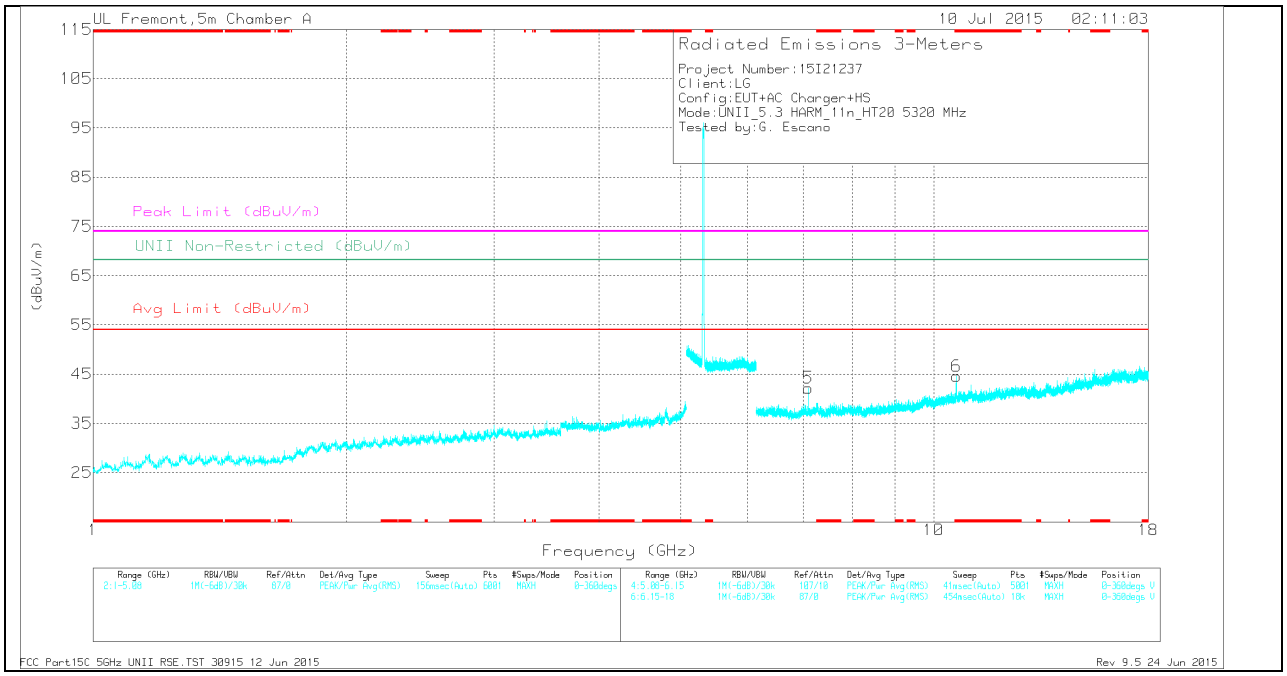

Note: Emission was scanned up to 40GHz; No emissions were detected above the noise floor which was at least 20dB below the specification limit.

This report shall not be reproduced except in full, without the written approval of UL Verification Services Inc.

HIGH CHANNEL DATA

TRACE MARKERS

Marker	Frequency (GHz)	Meter Reading (dBuV)	Det	AF T136 (dB/m)	Amp/Cbl/ Fltr/Pad (dB)	DC Corr (dB)	Corrected Reading (dBuV/m)	Avg Limit (dBuV/m)	Margin (dB)	Peak Limit (dBuV/m)	PK Margin (dB)	UNII Non-Restricted (dBuV/m)	PK Margin (dB)	Azimuth (Degs)	Height (cm)	Polarity
1	* 4.968	34.94	Pk	33.9	-30.2	0	38.64	-	-	74	-35.36	68.2	-29.56	0-360	100	H
4	* 10.643	27.31	Pk	37.7	-23.5	0	41.51	-	-	74	-32.49	68.2	-26.69	0-360	100	H
6	* 10.648	30.36	Pk	37.7	-23.5	0	44.56	-	-	74	-29.44	68.2	-23.64	0-360	100	V
2	7.093	35.1	Pk	35.6	-27.4	0	43.3	-	-	-	-	68.2	-24.9	0-360	100	H
5	7.093	33.97	Pk	35.6	-27.4	0	42.17	-	-	-	-	68.2	-26.03	0-360	100	V
3	7.892	30.42	Pk	35.7	-26.2	0	39.92	-	-	-	-	68.2	-28.28	0-360	100	H

PK - Peak detector

RADIATED EMISSIONS

Frequency (GHz)	Meter Reading (dBuV)	Det	AF T136 (dB/m)	Amp/Cbl/Fl tr/Pad (dB)	DC Corr (dB)	Corrected Reading (dBuV/m)	Avg Limit (dBuV/m)	Margin (dB)	Peak Limit (dBuV/m)	PK Margin (dB)	UNII Non-Restricted (dBuV/m)	PK Margin (dB)	Azimuth (Degs)	Height (cm)	Polarity
* 4.969	43.58	PK-U	33.9	-30.2	0	47.28	-	-	74	-26.72	68.2	-20.92	96	292	H
* 4.968	31.69	ADR	33.9	-30.2	0	35.39	54	-18.61	-	-	-	-	96	292	H
* 10.642	38.23	PK-U	37.7	-23.5	0	52.43	-	-	74	-21.57	68.2	-15.77	108	155	H
* 10.643	24.54	ADR	37.7	-23.5	0	38.74	54	-15.26	-	-	-	-	108	155	H
* 10.648	39.54	PK-U	37.7	-23.5	0	53.74	-	-	74	-20.26	68.2	-14.46	214	103	V
* 10.649	25.77	ADR	37.7	-23.5	0	39.97	54	-14.03	-	-	-	-	214	103	V
7.093	41.24	PK-U	35.6	-27.4	0	49.44	-	-	-	-	68.2	-18.76	35	345	H
7.093	42.15	PK-U	35.6	-27.4	0	50.35	-	-	-	-	68.2	-17.85	329	101	V
7.893	36.85	PK-U	35.7	-26.2	0	46.35	-	-	-	-	68.2	-21.85	68	115	H

FCC Part15 Subpart C T186 2400MHz Spurious Emissions.TST 12746Rev 9.5 24 Jun 2015

This report shall not be reproduced except in full, without the written approval of UL Verification Services Inc.

11.1.3. TX ABOVE 1 GHz 802.11n HT40 MODE IN THE 5.3 GHz BAND AUTHORIZED BANDEDGE (HIGH CHANNEL)

HORIZONTAL PEAK AND AVERAGE PLOT

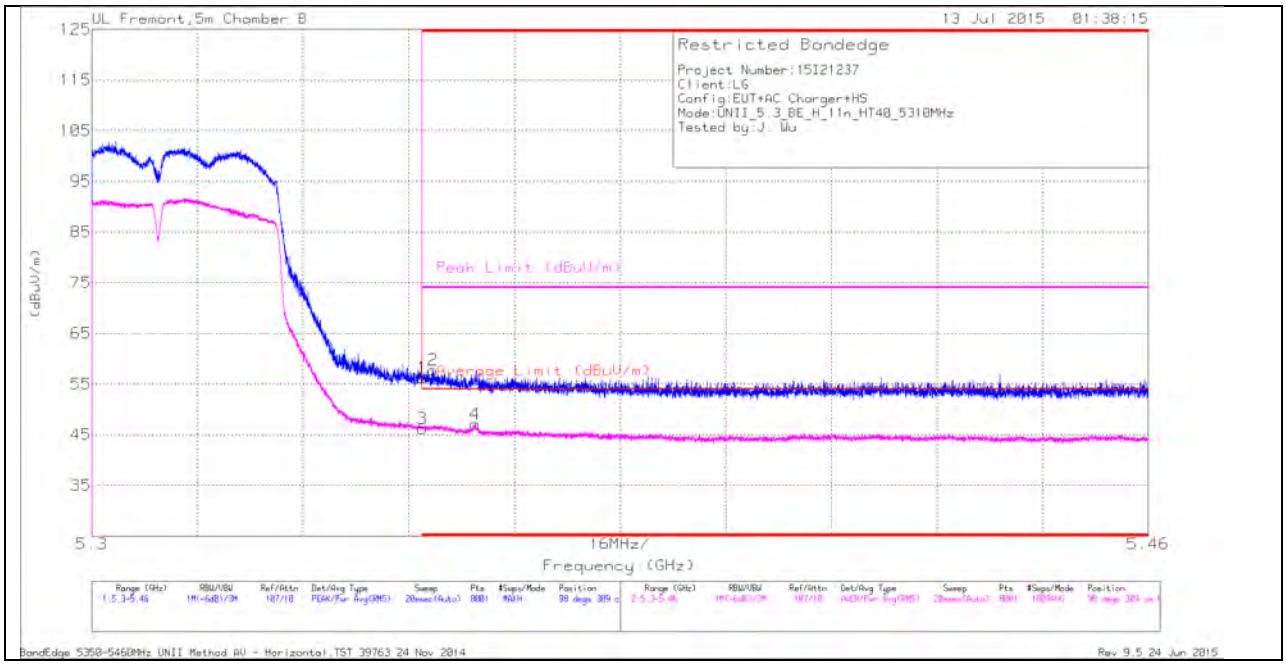

HORIZONTAL DATA

Marker	Frequency (GHz)	Meter Reading (dBuV)	Det	AF T345 (dB/m)	Amp/Cbl/Flt r/Pad (dB)	DC Corr (dB)	Corrected Reading (dBuV/m)	Average Limit (dBuV/m)	Margin (dB)	Peak Limit (dBuV/m)	PK Margin (dB)	Azimuth (Degs)	Height (cm)	Polarity
1	* 5.35	38.57	Pk	34.4	-16.7	0	56.27	-	-	74	-17.73	98	309	H
2	* 5.352	39.83	Pk	34.4	-16.5	0	57.73	-	-	74	-16.27	98	309	H
3	* 5.35	28.54	RMS	34.4	-16.7	0.17	46.41	54	-7.59	-	-	98	309	H
4	* 5.358	29.49	RMS	34.4	-16.8	0.17	47.26	54	-6.74	-	-	98	309	H

This report shall not be reproduced except in full, without the written approval of UL Verification Services Inc.

VERTICAL PEAK AND AVERAGE PLOT

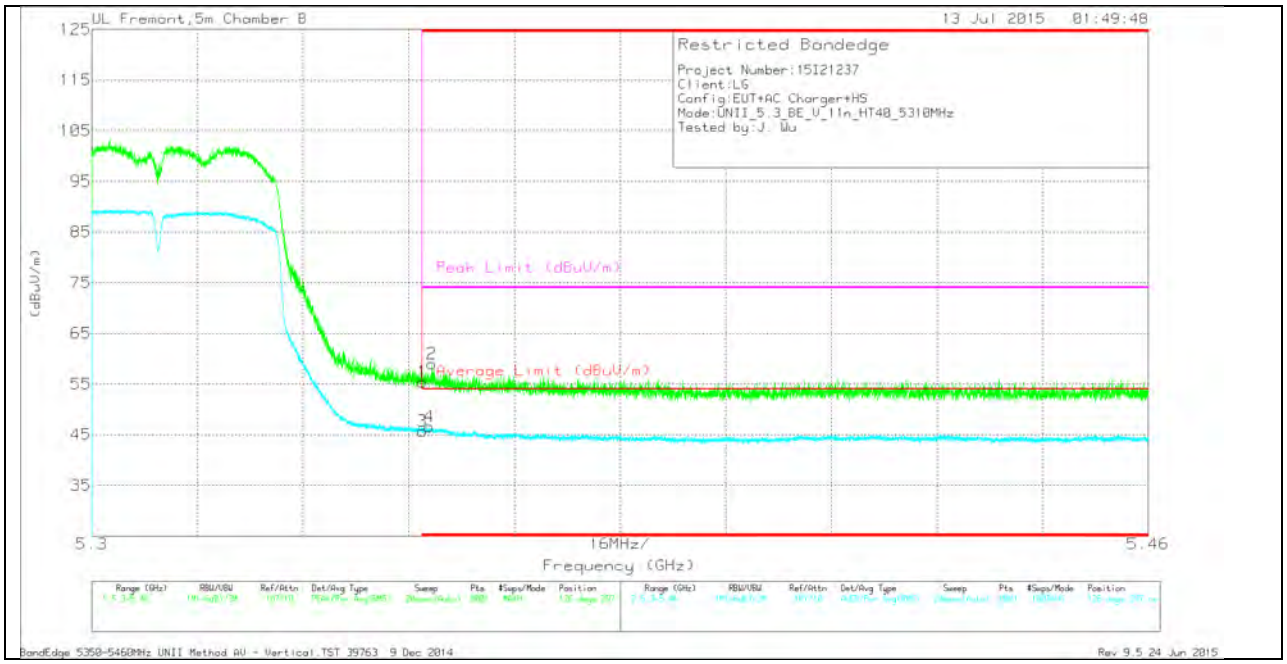

VERTICAL DATA

Marker	Frequency (GHz)	Meter Reading (dBuV)	Det	AF T345 (dB/m)	Amp/Cbl/ Fltr/Pad (dB)	DC Corr (dB)	Corrected Reading (dBuV/m)	Average Limit (dBuV/m)	Margin (dB)	Peak Limit (dBuV/m)	PK Margin (dB)	Azimuth (Degs)	Height (cm)	Polarity
1	* 5.35	37.63	Pk	34.4	-16.7	0	55.33	-	-	74	-18.67	126	297	V
3	* 5.35	27.98	RMS	34.4	-16.7	0.17	45.85	54	-8.15	-	-	126	297	V
4	* 5.351	28.8	RMS	34.4	-16.6	0.17	46.77	54	-7.23	-	-	126	297	V
2	* 5.352	41.23	Pk	34.4	-16.6	0	59.03	-	-	74	-14.97	126	297	V

This report shall not be reproduced except in full, without the written approval of UL Verification Services Inc.

HARMONICS AND SPURIOUS EMISSIONS

LOW CHANNEL HORIZONTAL

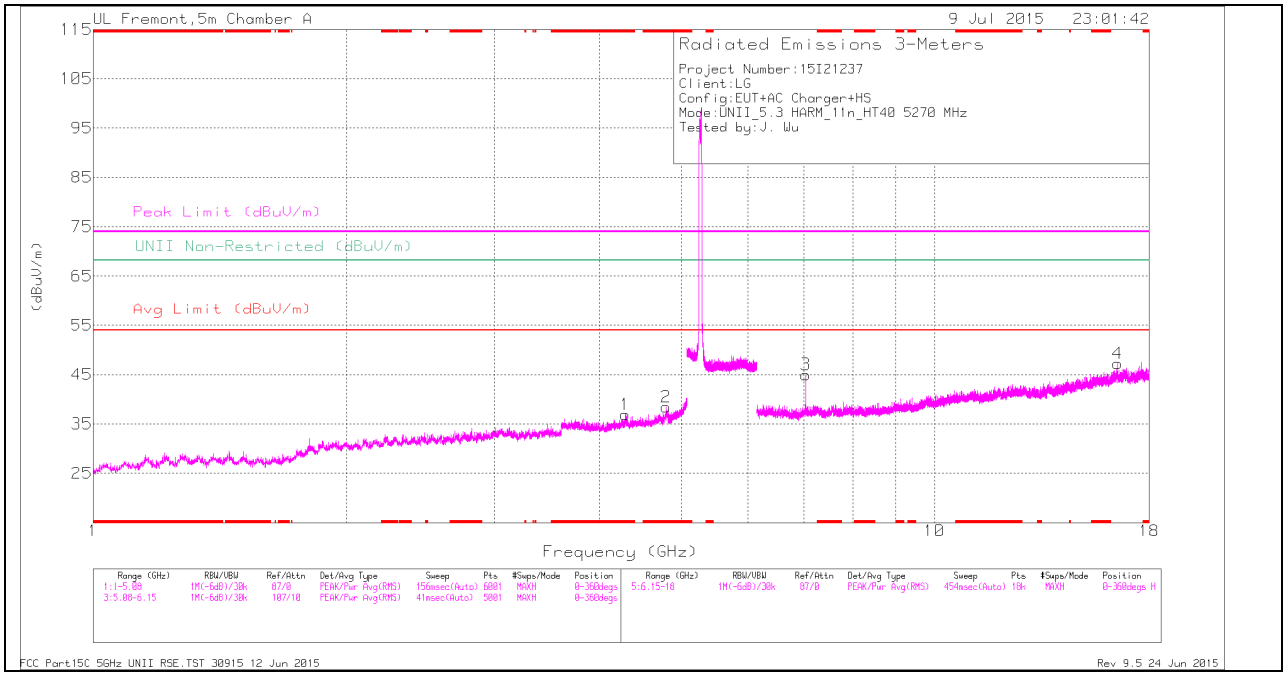

Note: Emission was scanned up to 40GHz; No emissions were detected above the noise floor which was at least 20dB below the specification limit.

This report shall not be reproduced except in full, without the written approval of UL Verification Services Inc.

LOW CHANNEL VERTICAL

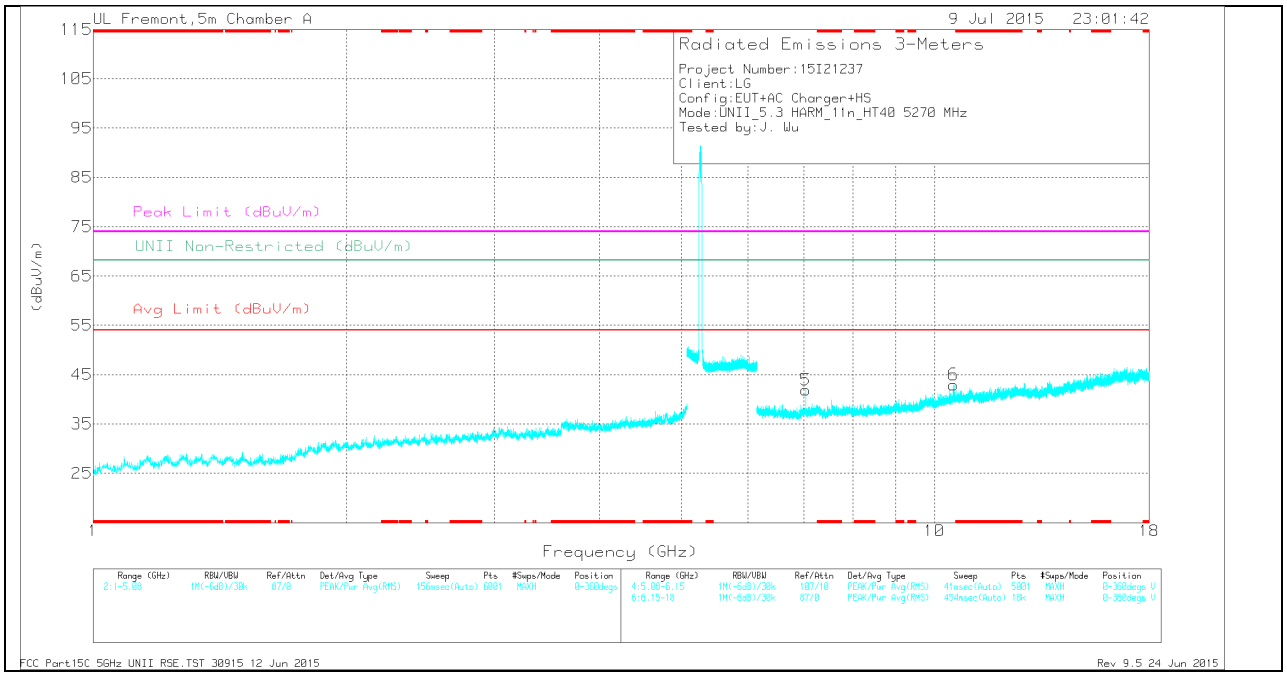

Note: Emission was scanned up to 40GHz; No emissions were detected above the noise floor which was at least 20dB below the specification limit.

UL VERIFICATION SERVICES INC. FORM NO: CCSUP4701H
47173 BENICIA STREET, FREMONT, CA 94538, USA TEL: (510) 771-1000 FAX: (510) 661-0888
This report shall not be reproduced except in full, without the written approval of UL Verification Services Inc.

LOW CHANNEL DATA

TRACE MARKERS

Marker	Frequency (GHz)	Meter Reading (dBuV)	Det	AF T136 (dB/m)	Amp/Cbl/ Fltr/Pad (dB)	DC Corr (dB)	Corrected Reading (dBuV/m)	Avg Limit (dBuV/m)	Margin (dB)	Peak Limit (dBuV/m)	PK Margin (dB)	UNII Non-Restricted (dBuV/m)	PK Margin (dB)	Azimuth (Degs)	Height (cm)	Polarity
1	* 4.293	34	Pk	33.5	-30.6	0	36.9	-	-	74	-37.1	68.2	-31.3	0-360	201	H
2	* 4.798	34.81	Pk	34	-30.4	0	38.41	-	-	74	-35.59	68.2	-29.79	0-360	100	H
3	7.027	36.1	Pk	35.6	-26.7	0	45	-	-	74	-29	68.2	-23.2	0-360	100	H
5	7.027	32.96	Pk	35.6	-26.7	0	41.86	-	-	74	-32.14	68.2	-26.34	0-360	100	V
6	10.53	29.06	Pk	37.6	-23.7	0	42.96	-	-	74	-31.04	68.2	-25.24	0-360	100	V
4	16.51	29.16	Pk	41.6	-23.5	0	47.26	-	-	74	-26.74	68.2	-20.94	0-360	201	H

PK - Peak detector

RADIATED EMISSIONS

Frequency (GHz)	Meter Reading (dBuV)	Det	AF T136 (dB/m)	Amp/Cbl/Fl tr/Pad (dB)	DC Corr (dB)	Corrected Reading (dBuV/m)	Avg Limit (dBuV/m)	Margin (dB)	Peak Limit (dBuV/m)	PK Margin (dB)	UNII Non-Restricted (dBuV/m)	PK Margin (dB)	Azimuth (Degs)	Height (cm)	Polarity
* 4.291	41.78	PK-U	33.5	-30.6	0	44.68	-	-	74	-29.32	68.2	-23.52	15	117	H
* 4.292	30.12	ADR	33.5	-30.6	0.17	33.19	54	-20.81	-	-	-	-	15	117	H
* 4.798	42.49	PK-U	34	-30.4	0	46.09	-	-	74	-27.91	68.2	-22.11	69	105	H
* 4.798	30.87	ADR	34	-30.4	0.17	34.64	54	-19.36	-	-	-	-	69	105	H
7.027	40.8	PK-U	35.6	-26.7	0	49.7	-	-	-	-	68.2	-18.5	29	107	H
7.027	40.51	PK-U	35.6	-26.7	0	49.41	-	-	-	-	68.2	-18.79	325	100	V
10.529	35.28	PK-U	37.6	-23.7	0	49.18	-	-	-	-	68.2	-19.02	325	105	V
16.511	35.36	PK-U	41.6	-23.5	0	53.46	-	-	-	-	68.2	-14.74	43	118	H

FCC Part15 Subpart C T186 2400MHz Spurious Emissions.TST 12746Rev 9.5 24 Jun 2015

This report shall not be reproduced except in full, without the written approval of UL Verification Services Inc.

HIGH CHANNEL HORIZONTAL

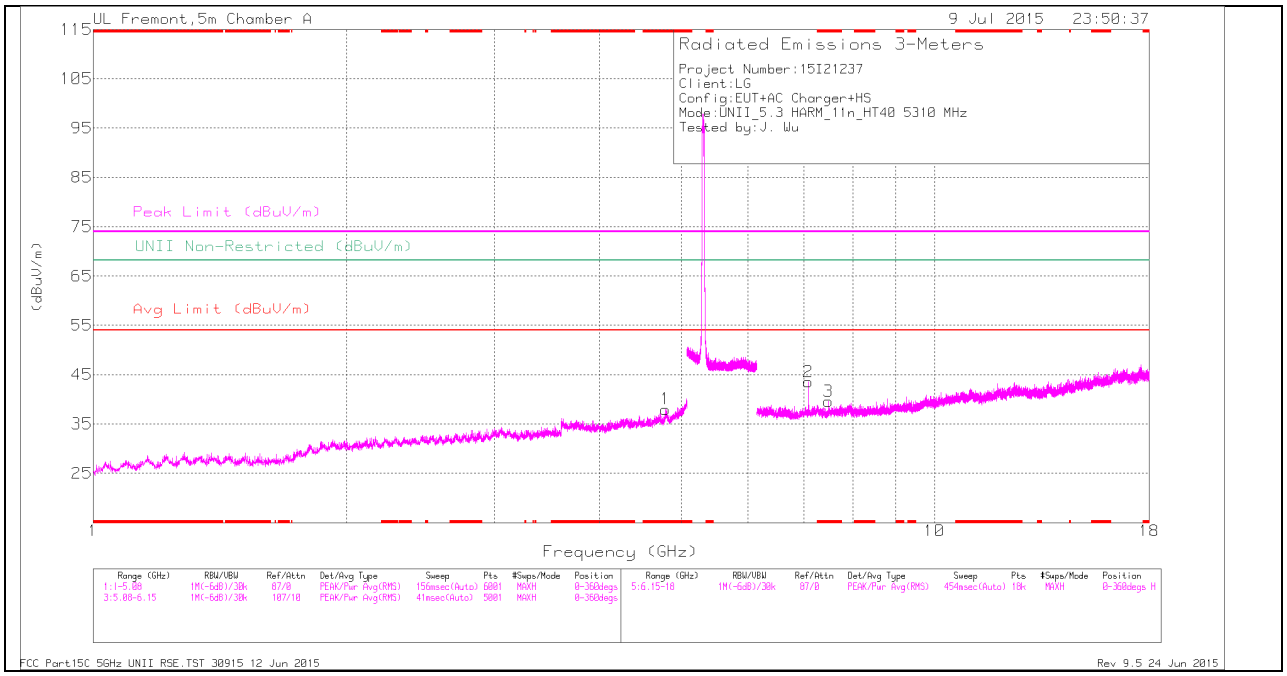

Note: Emission was scanned up to 40GHz; No emissions were detected above the noise floor which was at least 20dB below the specification limit.

This report shall not be reproduced except in full, without the written approval of UL Verification Services Inc.

HIGH CHANNEL VERTICAL

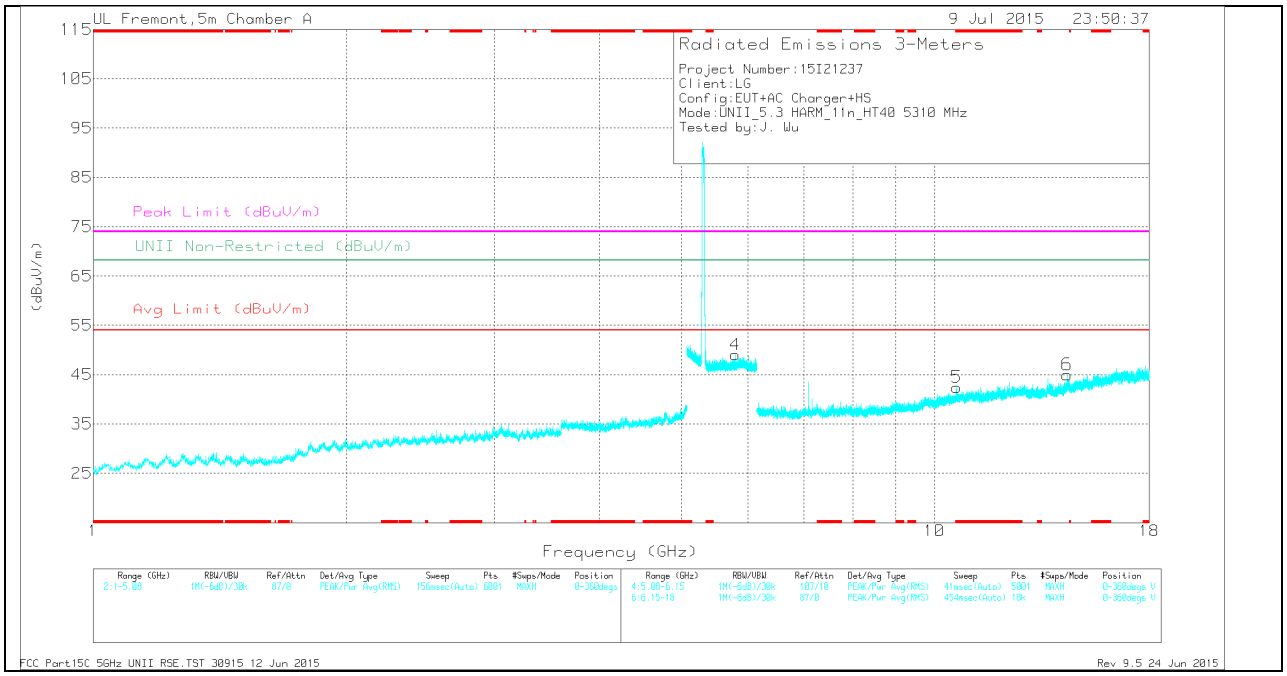

Note: Emission was scanned up to 40GHz; No emissions were detected above the noise floor which was at least 20dB below the specification limit.

This report shall not be reproduced except in full, without the written approval of UL Verification Services Inc.

HIGH CHANNEL DATA

TRACE MARKERS

Marker	Frequency (GHz)	Meter Reading (dBuV)	Det	AF T136 (dB/m)	Amp/Cbl/ Fltr/Pad (dB)	DC Corr (dB)	Corrected Reading (dBuV/m)	Avg Limit (dBuV/m)	Margin (dB)	Peak Limit (dBuV/m)	PK Margin (dB)	UNII Non-Restricted (dBuV/m)	PK Margin (dB)	Azimuth (Degs)	Height (cm)	Polarity
1	* 4.792	34.5	Pk	34	-30.5	0	38	-	-	74	-36	68.2	-30.2	0-360	201	H
3	* 7.486	30.66	Pk	35.5	-26.6	0	39.56	-	-	74	-34.44	68.2	-28.64	0-360	100	H
5	* 10.632	28.25	Pk	37.7	-23.5	0	42.45	-	-	74	-31.55	68.2	-25.75	0-360	100	V
4	5.8	34.45	Pk	34.9	-20.3	0	49.05	-	-	74	-24.95	68.2	-19.15	0-360	100	V
2	7.08	35.16	Pk	35.6	-27.2	0	43.56	-	-	74	-30.44	68.2	-24.64	0-360	100	H
6	14.376	28.91	Pk	39.1	-23	0	45.01	-	-	74	-28.99	68.2	-23.19	0-360	100	V

PK - Peak detector

RADIATED EMISSIONS

Frequency (GHz)	Meter Reading (dBuV)	Det	AF T136 (dB/m)	Amp/Cbl/Fl tr/Pad (dB)	DC Corr (dB)	Corrected Reading (dBuV/m)	Avg Limit (dBuV/m)	Margin (dB)	Peak Limit (dBuV/m)	PK Margin (dB)	UNII Non-Restricted (dBuV/m)	PK Margin (dB)	Azimuth (Degs)	Height (cm)	Polarity
* 4.793	42.45	PK-U	34	-30.5	0	45.95	-	-	74	-28.05	68.2	-22.25	142	202	H
* 4.792	30.43	ADR	34	-30.5	0.17	34.1	54	-19.9	-	-	-	-	142	202	H
* 7.485	37.5	PK-U	35.5	-26.6	0	46.4	-	-	74	-27.6	68.2	-21.8	43	100	H
* 7.485	26	ADR	35.5	-26.6	0.17	35.07	54	-18.93	-	-	-	-	43	100	H
* 10.633	35	PK-U	37.7	-23.5	0	49.2	-	-	74	-24.8	68.2	-19	30	103	V
* 10.632	23.91	ADR	37.7	-23.5	0.17	38.28	54	-15.72	-	-	-	-	30	103	V
5.801	40.53	PK-U	34.9	-20.3	0	55.13	-	-	-	-	68.2	-13.07	161	100	V
7.08	41.38	PK-U	35.6	-27.2	0	49.78	-	-	-	-	68.2	-18.42	32	396	H
14.375	34.7	PK-U	39.1	-23	0	50.8	-	-	-	-	68.2	-17.4	290	187	V

FCC Part15 Subpart C T186 2400MHz Spurious Emissions.TST 12746Rev 9.5 24 Jun 2015

UL VERIFICATION SERVICES INC. FORM NO: CCSUP4701H
47173 BENICIA STREET, FREMONT, CA 94538, USA TEL: (510) 771-1000 FAX: (510) 661-0888
This report shall not be reproduced except in full, without the written approval of UL Verification Services Inc.

11.1.4. TX ABOVE 1 GHz 802.11ac HT80 MODE IN THE 5.3 GHz BAND AUTHORIZED BANDEDGE (HIGH CHANNEL)

HORIZONTAL PEAK AND AVERAGE PLOT

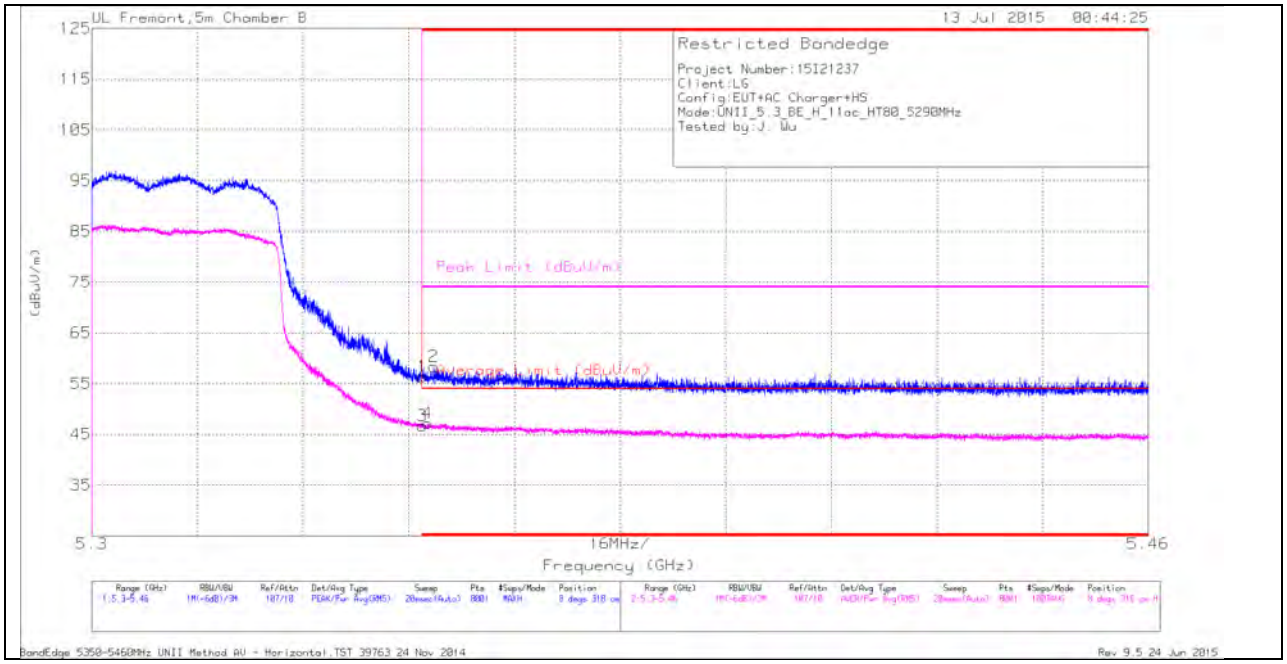

HORIZONTAL DATA

Marker	Frequency (GHz)	Meter Reading (dBuV)	Det	AF T345 (dB/m)	Amp/Cbl/Flt r/Pad (dB)	DC Corr (dB)	Corrected Reading (dBuV/m)	Average Limit (dBuV/m)	Margin (dB)	Peak Limit (dBuV/m)	PK Margin (dB)	Azimuth (Degs)	Height (cm)	Polarity
1	* 5.35	38.66	Pk	34.4	-16.7	0	56.36	-	-	74	-17.64	8	318	H
3	* 5.35	28.9	RMS	34.4	-16.7	.09	46.69	54	-7.31	-	-	8	318	H
4	* 5.351	29.32	RMS	34.4	-16.6	.09	47.21	54	-6.79	-	-	8	318	H
2	* 5.352	40.46	Pk	34.4	-16.5	0	58.36	-	-	74	-15.64	8	318	H

This report shall not be reproduced except in full, without the written approval of UL Verification Services Inc.

VERTICAL PEAK AND AVERAGE PLOT

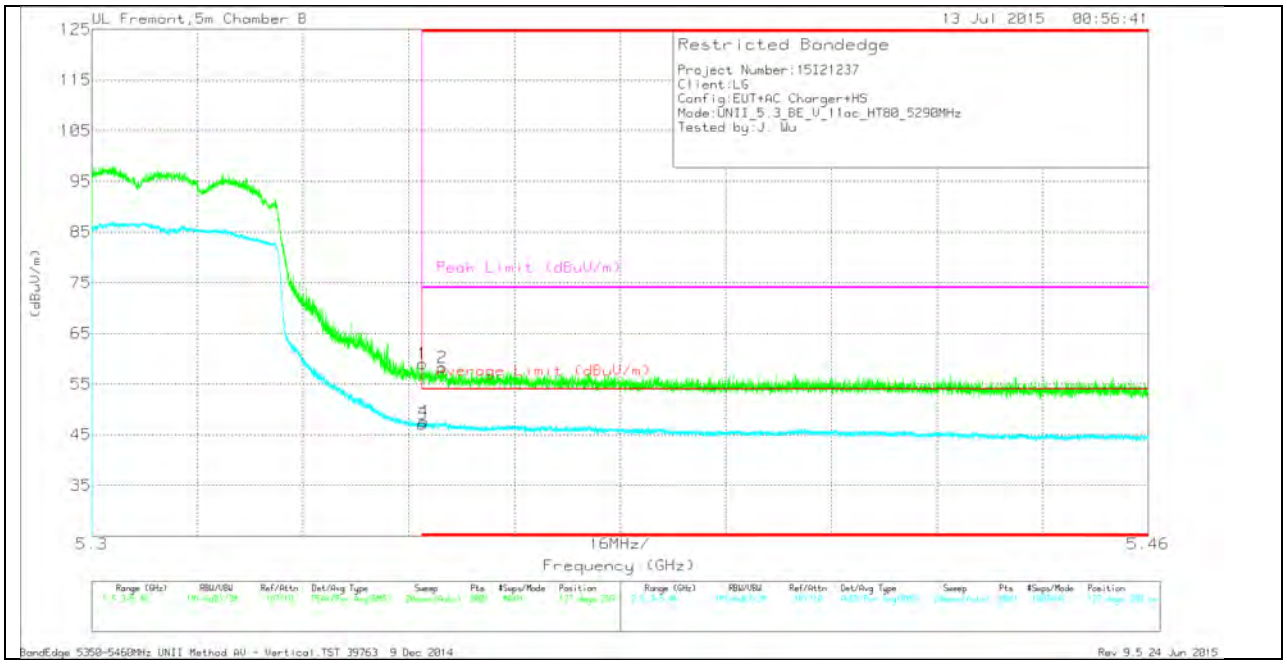

VERTICAL DATA

Marker	Frequency (GHz)	Meter Reading (dBuV)	Det	AF T345 (dB/m)	Amp/Cbl/Flt r/Pad (dB)	DC Corr (dB)	Corrected Reading (dBuV/m)	Average Limit (dBuV/m)	Margin (dB)	Peak Limit (dBuV/m)	PK Margin (dB)	Azimuth (Degs)	Height (cm)	Polarity
1	* 5.35	41.24	Pk	34.4	-16.7	0	58.94	-	-	74	-15.06	127	299	V
3	* 5.35	29.32	RMS	34.4	-16.7	.09	47.11	54	-6.89	-	-	127	299	V
4	* 5.35	29.72	RMS	34.4	-16.7	.09	47.51	54	-6.49	-	-	127	299	V
2	* 5.353	40.24	Pk	34.4	-16.4	0	58.24	-	-	74	-15.76	127	299	V

This report shall not be reproduced except in full, without the written approval of UL Verification Services Inc.

HARMONICS AND SPURIOUS EMISSIONS

LOW CHANNEL HORIZONTAL

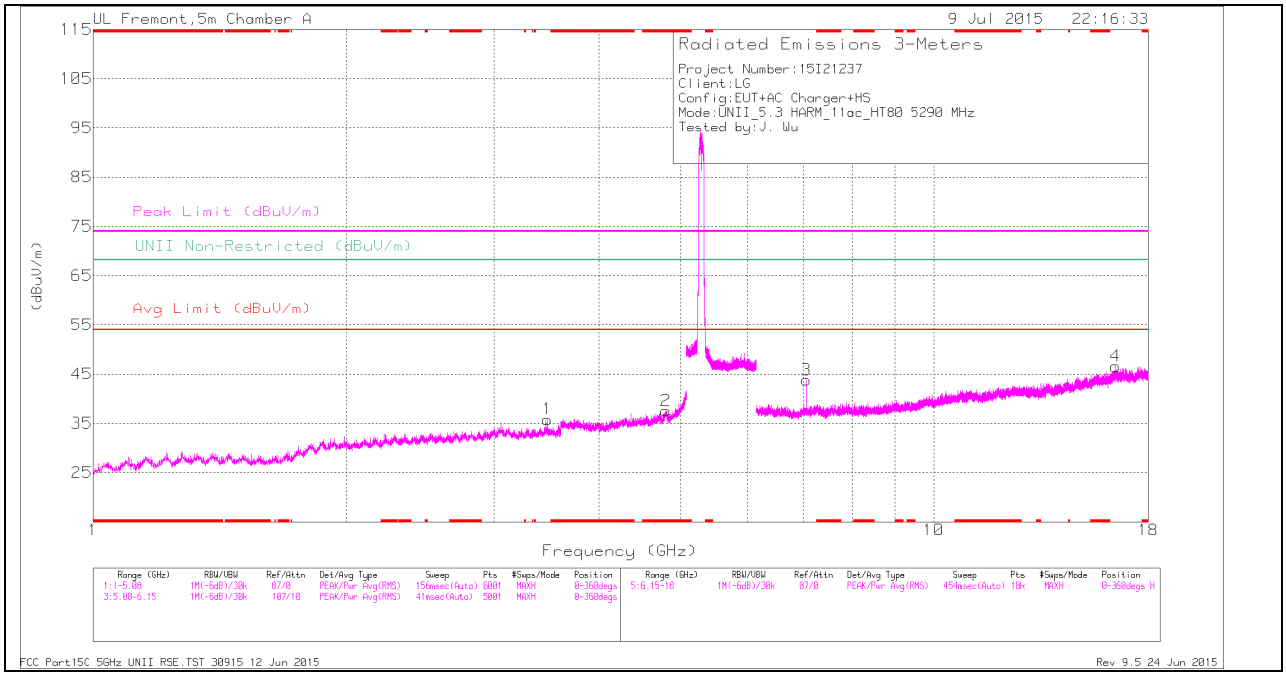

Note: Emission was scanned up to 40GHz; No emissions were detected above the noise floor which was at least 20dB below the specification limit.

This report shall not be reproduced except in full, without the written approval of UL Verification Services Inc.

LOW CHANNEL VERTICAL

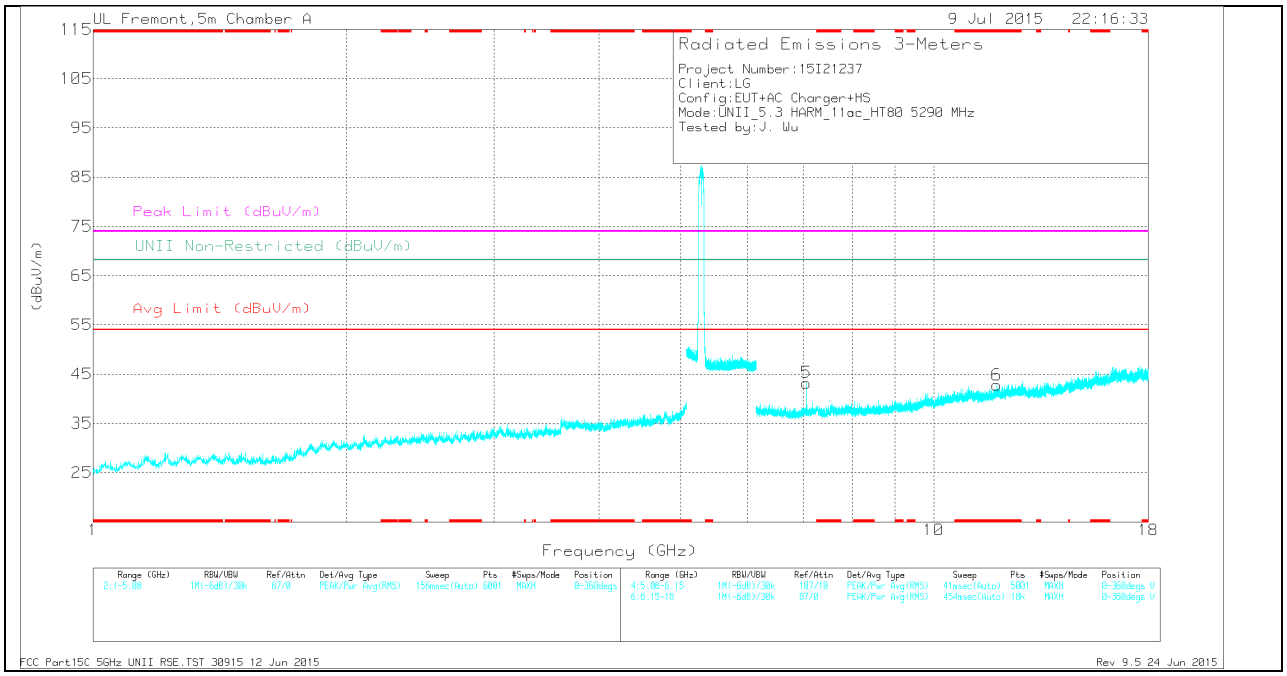

Note: Emission was scanned up to 40GHz; No emissions were detected above the noise floor which was at least 20dB below the specification limit.

This report shall not be reproduced except in full, without the written approval of UL Verification Services Inc.

LOW CHANNEL DATA

TRACE MARKERS

Marker	Frequency (GHz)	Meter Reading (dBuV)	Det	AF T136 (dB/m)	Amp/Cbl/ Fltr/Pad (dB)	DC Corr (dB)	Corrected Reading (dBuV/m)	Avg Limit (dBuV/m)	Margin (dB)	Peak Limit (dBuV/m)	PK Margin (dB)	UNII Non-Restricted (dBuV/m)	PK Margin (dB)	Azimuth (Degs)	Height (cm)	Polarity
2	* 4.802	33.93	Pk	34	-30.4	0	37.53	-	-	74	-36.47	68.2	-30.67	0-360	201	H
6	* 11.888	27.07	Pk	38.5	-22.8	0	42.77	-	-	74	-31.23	68.2	-25.43	0-360	100	V
1	3.472	35.42	Pk	33	-32.6	0	35.82	-	-	74	-38.18	68.2	-32.38	0-360	201	H
3	7.053	35.5	Pk	35.6	-27.3	0	43.8	-	-	74	-30.2	68.2	-24.4	0-360	100	H
5	7.053	34.93	Pk	35.6	-27.3	0	43.23	-	-	74	-30.77	68.2	-24.97	0-360	100	V
4	16.46	28.37	Pk	41.5	-23.3	0	46.57	-	-	74	-27.43	68.2	-21.63	0-360	100	H

PK - Peak detector

RADIATED EMISSIONS

Frequency (GHz)	Meter Reading (dBuV)	Det	AF T136 (dB/m)	Amp/Cbl/Fl tr/Pad (dB)	DC Corr (dB)	Corrected Reading (dBuV/m)	Avg Limit (dBuV/m)	Margin (dB)	Peak Limit (dBuV/m)	PK Margin (dB)	UNII Non-Restricted (dBuV/m)	PK Margin (dB)	Azimuth (Degs)	Height (cm)	Polarity
* 4.8	41.89	PK-U	34	-30.4	0	45.49	-	-	74	-28.51	68.2	-22.71	243	109	H
* 4.802	30.43	ADR	34	-30.4	.09	34.12	54	-19.88	-	-	-	-	243	109	H
* 11.888	34.19	PK-U	38.5	-22.8	0	49.89	-	-	74	-24.11	68.2	-18.31	339	100	V
* 11.888	23.12	ADR	38.5	-22.7	.09	39.01	54	-14.99	-	-	-	-	339	100	V
3.473	41.81	PK-U	33	-32.6	0	42.21	-	-	-	-	68.2	-25.99	227	202	H
7.053	41.3	PK-U	35.6	-27.3	0	49.6	-	-	-	-	68.2	-18.6	26	384	H
7.053	41.62	PK-U	35.6	-27.3	0	49.92	-	-	-	-	68.2	-18.28	326	106	V
16.459	35.13	PK-U	41.5	-23.3	0	53.33	-	-	-	-	68.2	-14.87	44	103	H

FCC Part15 Subpart C T186 2400MHz Spurious Emissions.TST 12746Rev 9.5 24 Jun 2015

UL VERIFICATION SERVICES INC. FORM NO: CCSUP4701H
47173 BENICIA STREET, FREMONT, CA 94538, USA TEL: (510) 771-1000 FAX: (510) 661-0888
This report shall not be reproduced except in full, without the written approval of UL Verification Services Inc.

11.2. 5.5-5.6 GHz

11.2.1. TX ABOVE 1 GHz 802.11a MODE IN THE 5.5 GHz BAND

RESTRICTED BANDEDGE (LOW CHANNEL)

HORIZONTAL PEAK AND AVERAGE PLOT

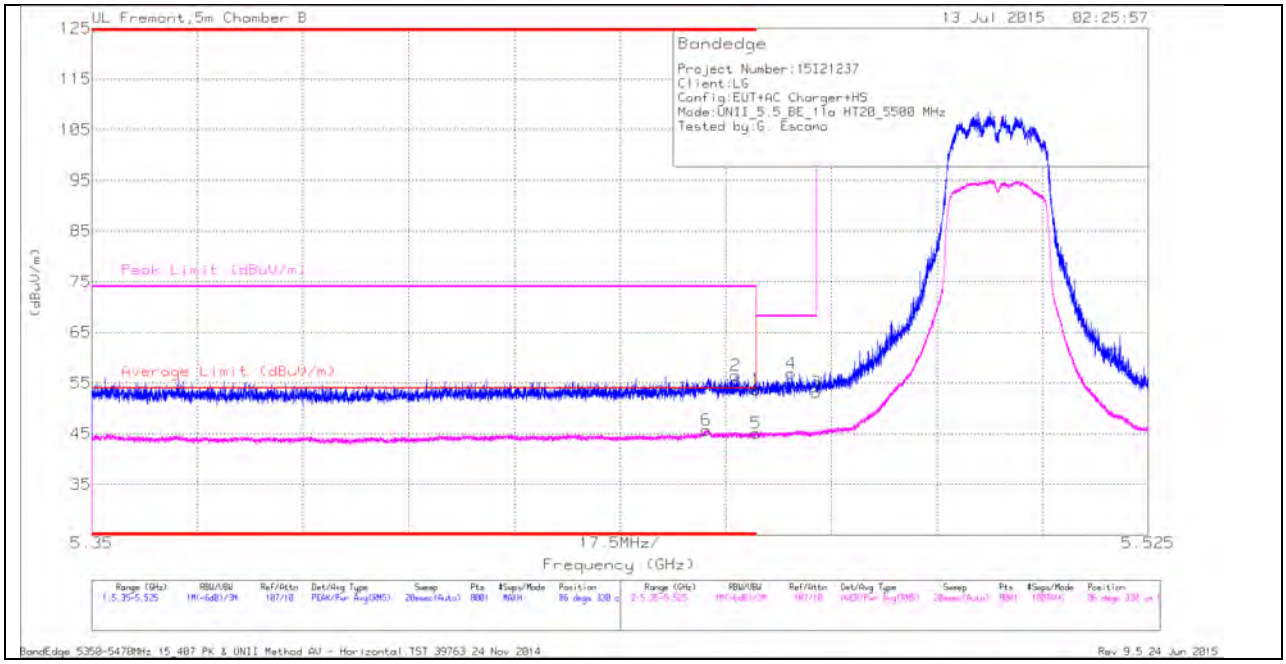

HORIZONTAL DATA

Marker	Frequency (GHz)	Meter Reading (dBuV)	Det	AF T345 (dB/m)	Amp/Cbl/Flt r/Pad (dB)	DC Corr (dB)	Corrected Reading (dBuV/m)	Average Limit (dBuV/m)	Margin (dB)	Peak Limit (dBuV/m)	PK Margin (dB)	Azimuth (Degs)	Height (cm)	Polarity
1	* 5.46	36.5	Pk	34.5	-17.3	0	53.7	-	-	74	-20.3	86	330	H
2	* 5.457	39.18	Pk	34.5	-17.2	0	56.48	-	-	74	-17.52	86	330	H
5	* 5.46	27.84	RMS	34.5	-17.3	0	45.04	54	-8.96	-	-	86	330	H
6	* 5.452	28.3	RMS	34.5	-17.1	0	45.7	54	-8.3	-	-	86	330	H
4	5.466	39.55	Pk	34.5	-17.2	0	56.85	-	-	68.2	-11.35	86	330	H
3	5.47	35.87	Pk	34.5	-17.2	0	53.17	-	-	68.2	-15.03	86	330	H

This report shall not be reproduced except in full, without the written approval of UL Verification Services Inc.

VERTICAL PEAK AND AVERAGE PLOT

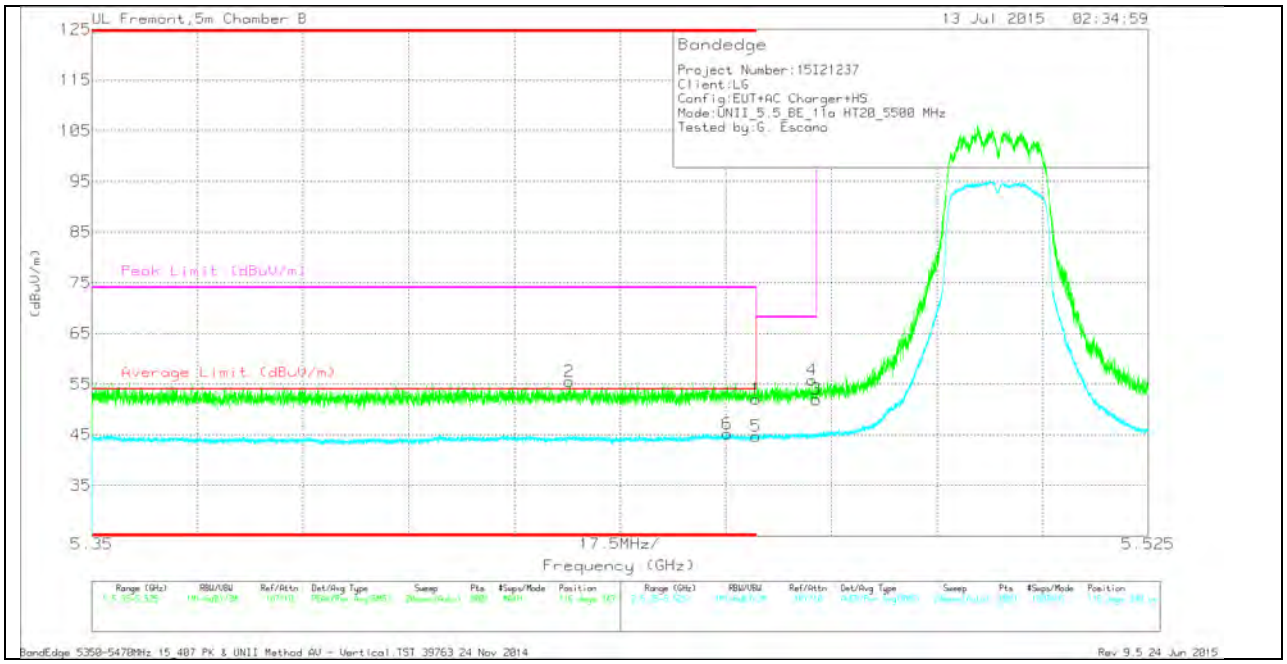

VERTICAL DATA

Marker	Frequency (GHz)	Meter Reading (dBuV)	Det	AF T345 (dB/m)	Amp/Cbl/Flt r/Pad (dB)	DC Corr (dB)	Corrected Reading (dBuV/m)	Average Limit (dBuV/m)	Margin (dB)	Peak Limit (dBuV/m)	PK Margin (dB)	Azimuth (Degs)	Height (cm)	Polarity
1	* 5.46	34.85	Pk	34.5	-17.3	0	52.05	-	-	74	-21.95	116	349	V
2	* 5.429	37.82	Pk	34.5	-16.8	0	55.52	-	-	74	-18.48	116	349	V
5	* 5.46	27.52	RMS	34.5	-17.3	0	44.72	54	-9.28	-	-	116	349	V
6	* 5.455	27.85	RMS	34.5	-17.1	0	45.25	54	-8.75	-	-	116	349	V
4	5.469	38.51	Pk	34.5	-17.3	0	55.71	-	-	68.2	-12.49	116	349	V
3	5.47	34.67	Pk	34.5	-17.2	0	51.97	-	-	68.2	-16.23	116	349	V

This report shall not be reproduced except in full, without the written approval of UL Verification Services Inc.

AUTHORIZED BANDEDGE (HIGH CHANNEL)

HORIZONTAL PEAK AND AVERAGE PLOT

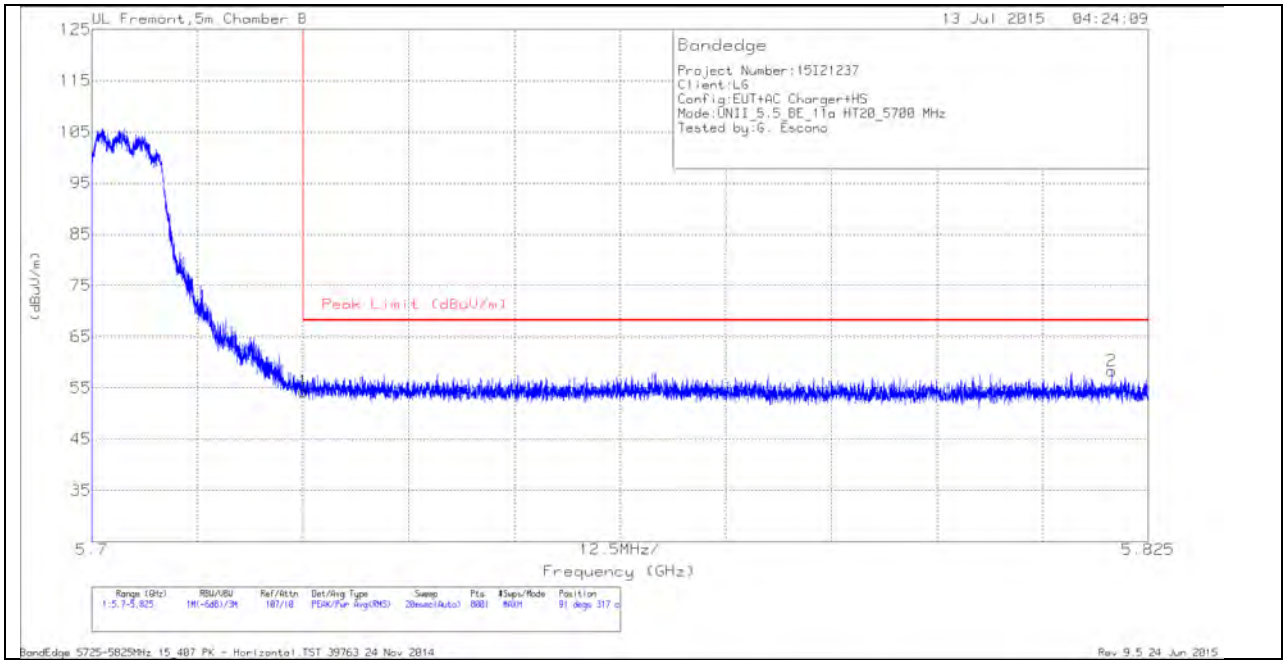

HORIZONTAL DATA

Marker	Frequency (GHz)	Meter Reading (dBuV)	Det	AF T345 (dB/m)	Amp/Cbl/Flt r/Pad (dB)	Corrected Reading (dBuV/m)	Peak Limit (dBuV/m)	PK Margin (dB)	Azimuth (Degs)	Height (cm)	Polarity
1	5.725	36.34	Pk	35	-17.1	54.24	68.2	-13.96	91	317	H
2	5.821	39.22	Pk	35.3	-16.2	58.32	68.2	-9.88	91	317	H

UL VERIFICATION SERVICES INC. FORM NO: CCSUP4701H
47173 BENICIA STREET, FREMONT, CA 94538, USA TEL: (510) 771-1000 FAX: (510) 661-0888
This report shall not be reproduced except in full, without the written approval of UL Verification Services Inc.

VERTICAL PEAK AND AVERAGE PLOT

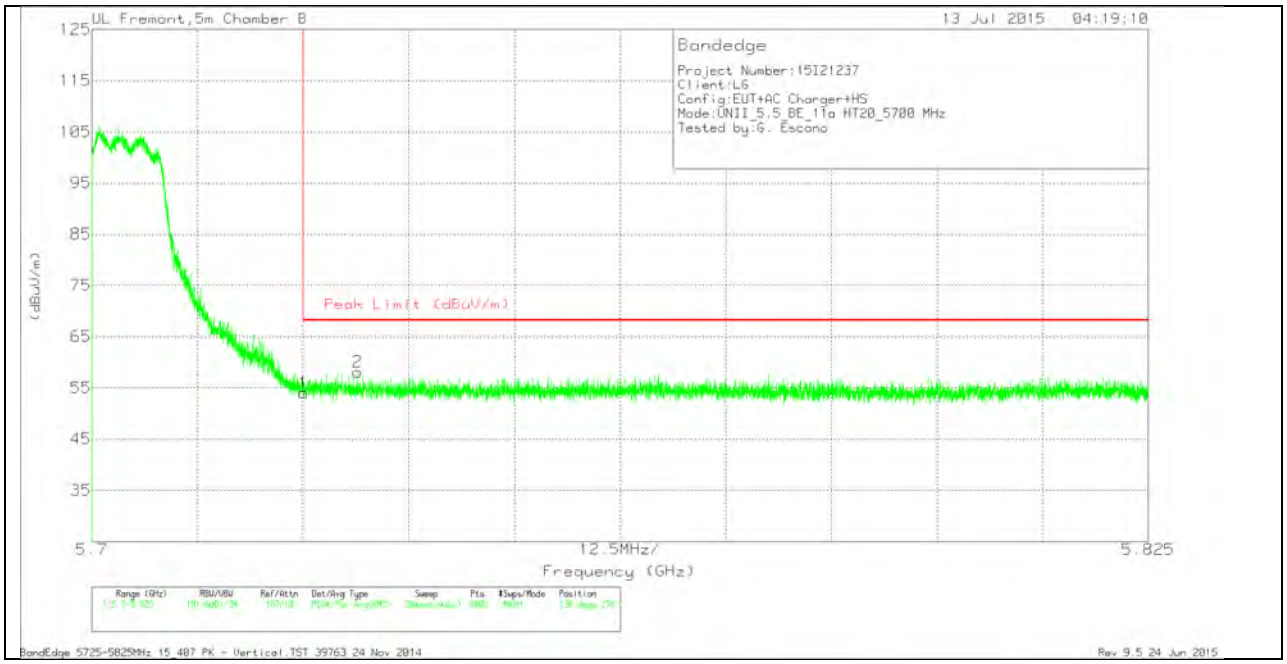

VERTICAL DATA

Marker	Frequency (GHz)	Meter Reading (dBuV)	Det	AF T345 (dB/m)	Amp/Cbl/Flt r/Pad (dB)	Corrected Reading (dBuV/m)	Peak Limit (dBuV/m)	PK Margin (dB)	Azimuth (Degs)	Height (cm)	Polarity
1	5.725	36.2	Pk	35	-17.1	54.1	68.2	-14.1	130	278	V
2	5.731	40.22	Pk	35	-17.1	58.12	68.2	-10.08	130	278	V

This report shall not be reproduced except in full, without the written approval of UL Verification Services Inc.

HARMONICS AND SPURIOUS EMISSIONS

LOW CHANNEL HORIZONTAL

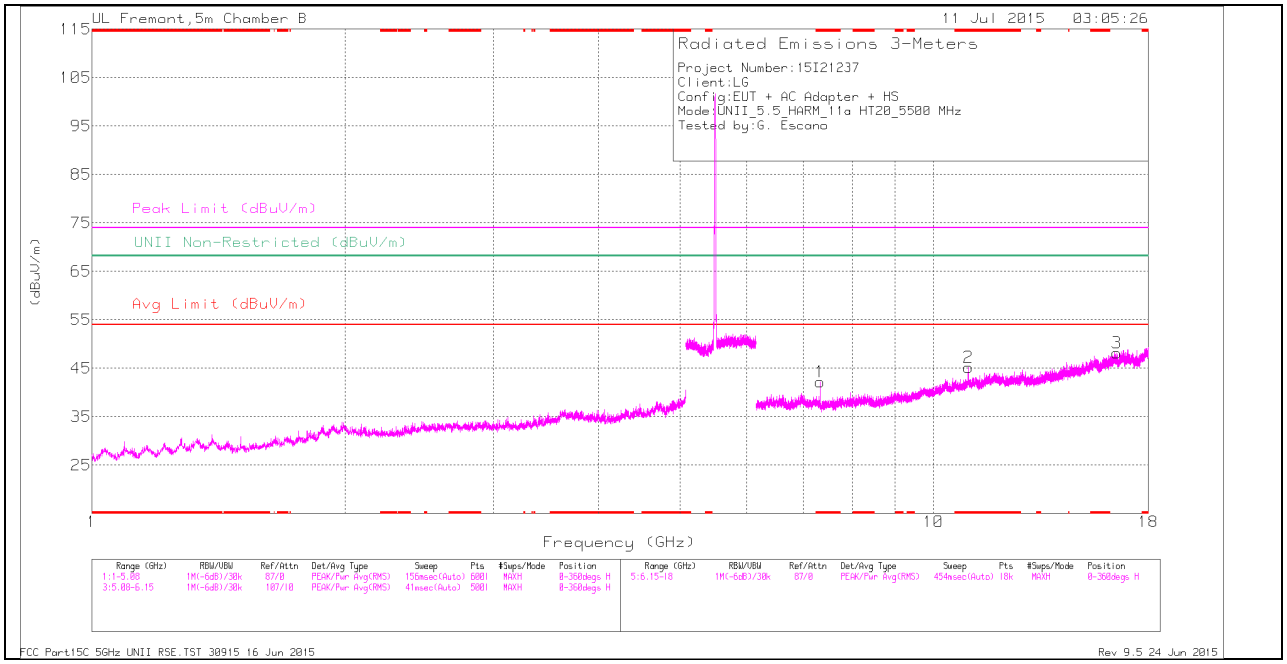

Note: Emission was scanned up to 40GHz; No emissions were detected above the noise floor which was at least 20dB below the specification limit.

This report shall not be reproduced except in full, without the written approval of UL Verification Services Inc.

LOW CHANNEL VERTICAL

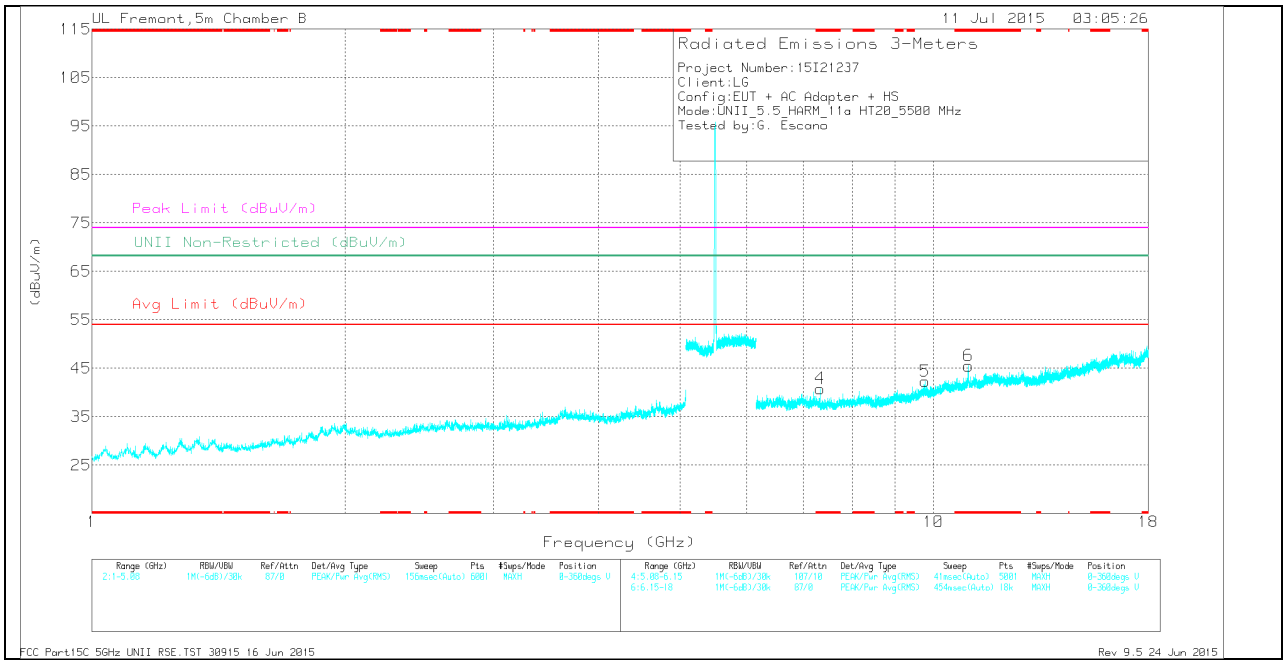

Note: Emission was scanned up to 40GHz; No emissions were detected above the noise floor which was at least 20dB below the specification limit.

This report shall not be reproduced except in full, without the written approval of UL Verification Services Inc.

LOW CHANNEL DATA

TRACE MARKERS

Marker	Frequency (GHz)	Meter Reading (dBuV)	Det	AF T345 (dB/m)	Amp/Cbl/ Fltr/Pad (dB)	DC Corr (dB)	Corrected Reading (dBuV/m)	Avg Limit (dBuV/m)	Margin (dB)	Peak Limit (dBuV/m)	PK Margin (dB)	UNII Non-Restricted (dBuV/m)	PK Margin (dB)	Azimuth (Degs)	Height (cm)	Polarity
1	* 7.334	34.39	Pk	35.3	-27.5	0	42.19	-	-	74	-31.81	-	-	0-360	101	H
2	* 11	29.03	Pk	37.7	-21.6	0	45.13	-	-	74	-28.87	-	-	0-360	101	H
4	* 7.333	33.03	Pk	35.3	-27.5	0	40.83	-	-	74	-33.17	-	-	0-360	101	V
6	* 10.996	29.31	Pk	37.7	-21.5	0	45.51	-	-	74	-28.49	-	-	0-360	101	V
5	9.775	28.57	Pk	36.9	-23.2	0	42.27	-	-	-	-	68.2	-25.93	0-360	199	V
3	16.506	26.1	Pk	41.3	-19.2	0	48.2	-	-	-	-	68.2	-20	0-360	101	H

PK - Peak detector

RADIATED EMISSIONS

Frequency (GHz)	Meter Reading (dBuV)	Det	AF T345 (dB/m)	Amp/Cbl/Fl tr/Pad (dB)	DC Corr (dB)	Corrected Reading (dBuV/m)	Avg Limit (dBuV/m)	Margin (dB)	Peak Limit (dBuV/m)	PK Margin (dB)	UNII Non-Restricted (dBuV/m)	PK Margin (dB)	Azimuth (Degs)	Height (cm)	Polarity
* 7.334	39.57	PK-U	35.3	-27.5	0	47.37	-	-	74	-26.63	-	-	40	288	H
* 7.333	28.73	ADR	35.3	-27.5	0	36.53	54	-17.47	-	-	-	-	40	288	H
* 11.002	37.77	PK-U	37.7	-21.6	0	53.87	-	-	74	-20.13	-	-	13	137	H
* 11.002	25.21	ADR	37.7	-21.6	0	41.31	54	-12.69	-	-	-	-	13	137	H
* 7.333	41.45	PK-U	35.3	-27.5	0	49.25	-	-	74	-24.75	-	-	201	103	V
* 7.333	31.97	ADR	35.3	-27.5	0	39.77	54	-14.23	-	-	-	-	201	103	V
* 10.997	39.52	PK-U	37.7	-21.5	0	55.72	-	-	74	-18.28	-	-	17	102	V
* 10.997	27.04	ADR	37.7	-21.5	0	43.24	54	-10.76	-	-	-	-	17	102	V
9.775	34.9	PK-U	36.9	-23.2	0	48.6	-	-	-	-	68.2	-19.6	5	175	V
16.505	32.93	PK-U	41.3	-19.2	0	55.03	-	-	-	-	68.2	-13.17	44	109	H

FCC Part15 Subpart C T186 2400MHz Spurious Emissions.TST 12746Rev 9.5 24 Jun 2015

UL VERIFICATION SERVICES INC. FORM NO: CCSUP4701H
47173 BENICIA STREET, FREMONT, CA 94538, USA TEL: (510) 771-1000 FAX: (510) 661-0888

This report shall not be reproduced except in full, without the written approval of UL Verification Services Inc.

MID CHANNEL HORIZONTAL

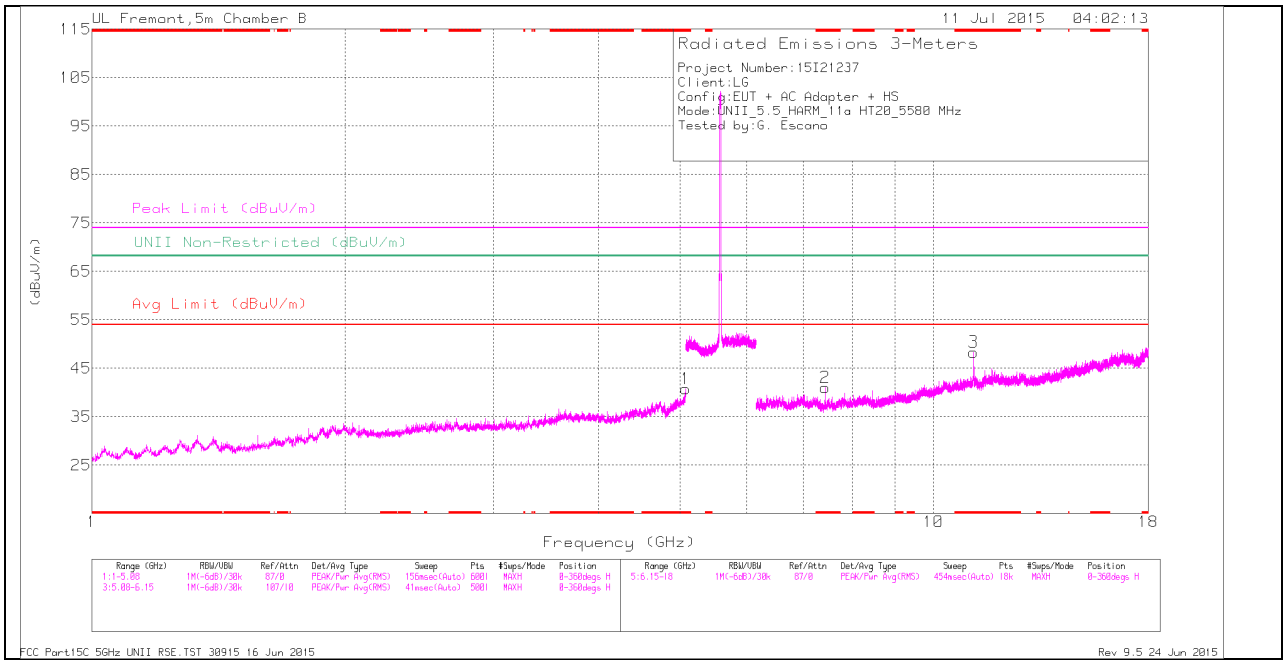

Note: Emission was scanned up to 40GHz; No emissions were detected above the noise floor which was at least 20dB below the specification limit.

This report shall not be reproduced except in full, without the written approval of UL Verification Services Inc.

MID CHANNEL VERTICAL

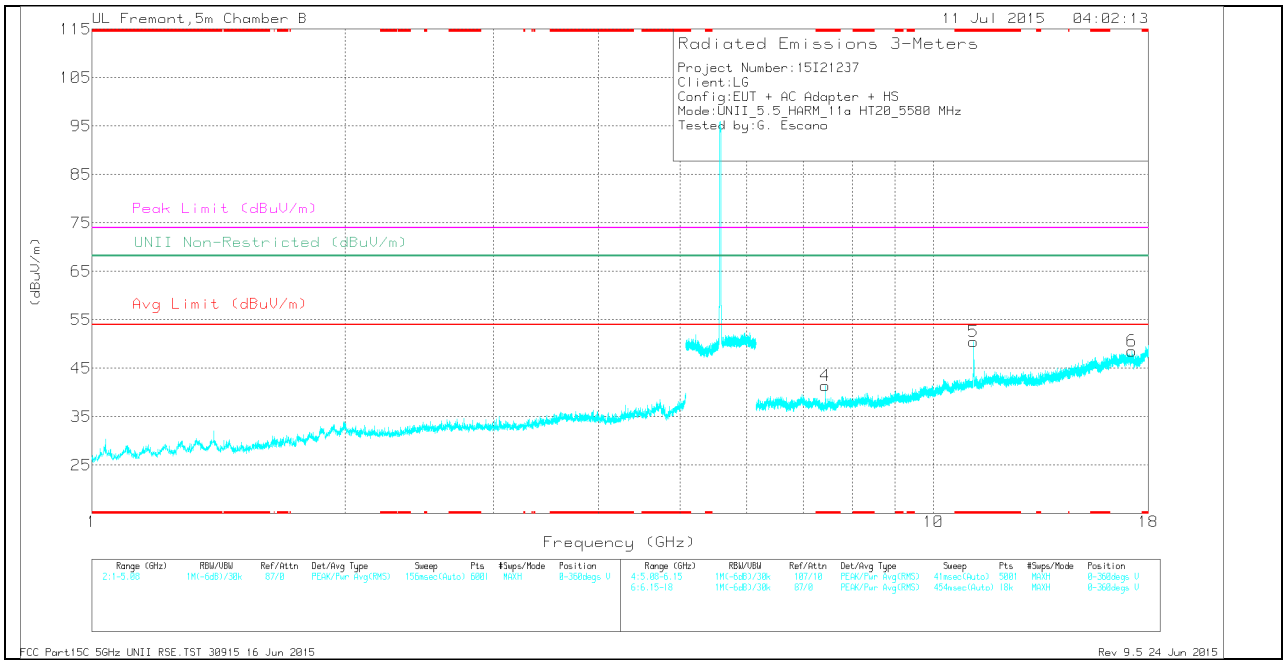

Note: Emission was scanned up to 40GHz; No emissions were detected above the noise floor which was at least 20dB below the specification limit.

This report shall not be reproduced except in full, without the written approval of UL Verification Services Inc.

MID CHANNEL DATA

TRACE MARKERS

Marker	Frequency (GHz)	Meter Reading (dBuV)	Det	AF T345 (dB/m)	Amp/Cbl/ Fltr/Pad (dB)	DC Corr (dB)	Corrected Reading (dBuV/m)	Avg Limit (dBuV/m)	Margin (dB)	Peak Limit (dBuV/m)	PK Margin (dB)	UNII Non-Restricted (dBuV/m)	PK Margin (dB)	Azimuth (Degs)	Height (cm)	Polarity
1	* 5.075	32.01	Pk	34	-25.2	0	40.81	-	-	74	-33.19	-	-	0-360	102	H
2	* 7.44	32.26	Pk	35.3	-26.5	0	41.06	-	-	74	-32.94	-	-	0-360	101	H
3	* 11.161	31.76	Pk	37.8	-21.2	0	48.36	-	-	74	-25.64	-	-	0-360	101	H
4	* 7.44	32.56	Pk	35.3	-26.5	0	41.36	-	-	74	-32.64	-	-	0-360	101	V
5	* 11.162	33.9	Pk	37.8	-21.2	0	50.5	-	-	74	-23.5	-	-	0-360	101	V
6	17.213	25.81	Pk	41.1	-18.4	0	48.51	-	-	-	-	68.2	-19.69	0-360	200	V

PK - Peak detector

RADIATED EMISSIONS

Frequency (GHz)	Meter Reading (dBuV)	Det	AF T345 (dB/m)	Amp/Cbl/Fl tr/Pad (dB)	DC Corr (dB)	Corrected Reading (dBuV/m)	Avg Limit (dBuV/m)	Margin (dB)	Peak Limit (dBuV/m)	PK Margin (dB)	UNII Non-Restricted (dBuV/m)	PK Margin (dB)	Azimuth (Degs)	Height (cm)	Polarity
* 5.076	40.92	PK-U	34	-25.2	0	49.72	-	-	74	-24.28	-	-	4	102	H
* 5.075	28.98	ADR	34	-25.3	0	37.68	54	-16.32	-	-	-	-	4	102	H
* 7.44	40.05	PK-U	35.3	-26.5	0	48.85	-	-	74	-25.15	-	-	223	106	H
* 7.44	31.63	ADR	35.3	-26.5	0	40.43	54	-13.57	-	-	-	-	223	106	H
* 11.161	41.95	PK-U	37.8	-21.2	0	58.55	-	-	74	-15.45	-	-	2	110	H
* 11.161	29.17	ADR	37.8	-21.2	0	45.77	54	-8.23	-	-	-	-	2	110	H
* 7.44	39.41	PK-U	35.3	-26.5	0	48.21	-	-	74	-25.79	-	-	211	101	V
* 7.44	30.53	ADR	35.3	-26.5	0	39.33	54	-14.67	-	-	-	-	211	101	V
* 11.162	42.48	PK-U	37.8	-21.2	0	59.08	-	-	74	-14.92	-	-	195	115	V
* 11.162	29.48	ADR	37.8	-21.2	0	46.08	54	-7.92	-	-	-	-	195	115	V
17.214	33.13	PK-U	41.1	-18.4	0	55.83	-	-	-	-	68.2	-12.37	49	178	V

FCC Part15 Subpart C T186 2400MHz Spurious Emissions.TST 12746Rev 9.5 24 Jun 2015

UL VERIFICATION SERVICES INC. FORM NO: CCSUP4701H
47173 BENICIA STREET, FREMONT, CA 94538, USA TEL: (510) 771-1000 FAX: (510) 661-0888
This report shall not be reproduced except in full, without the written approval of UL Verification Services Inc.

HIGH CHANNEL HORIZONTAL

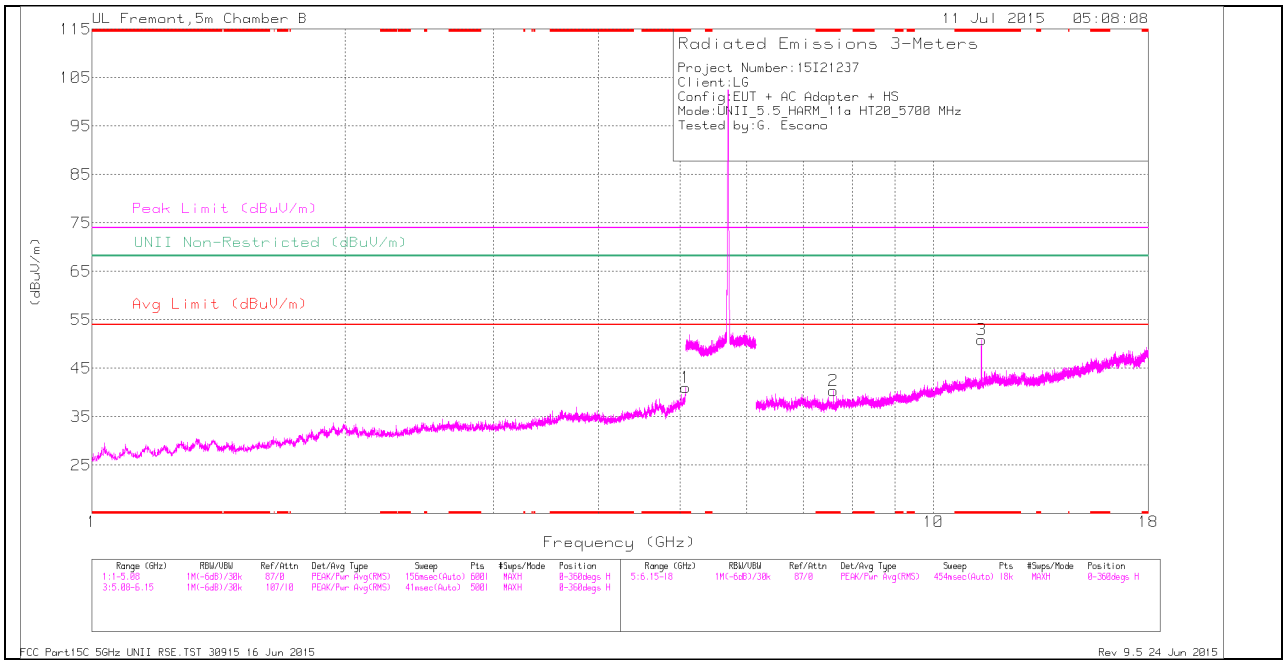

Note: Emission was scanned up to 40GHz; No emissions were detected above the noise floor which was at least 20dB below the specification limit.

This report shall not be reproduced except in full, without the written approval of UL Verification Services Inc.

HIGH CHANNEL VERTICAL

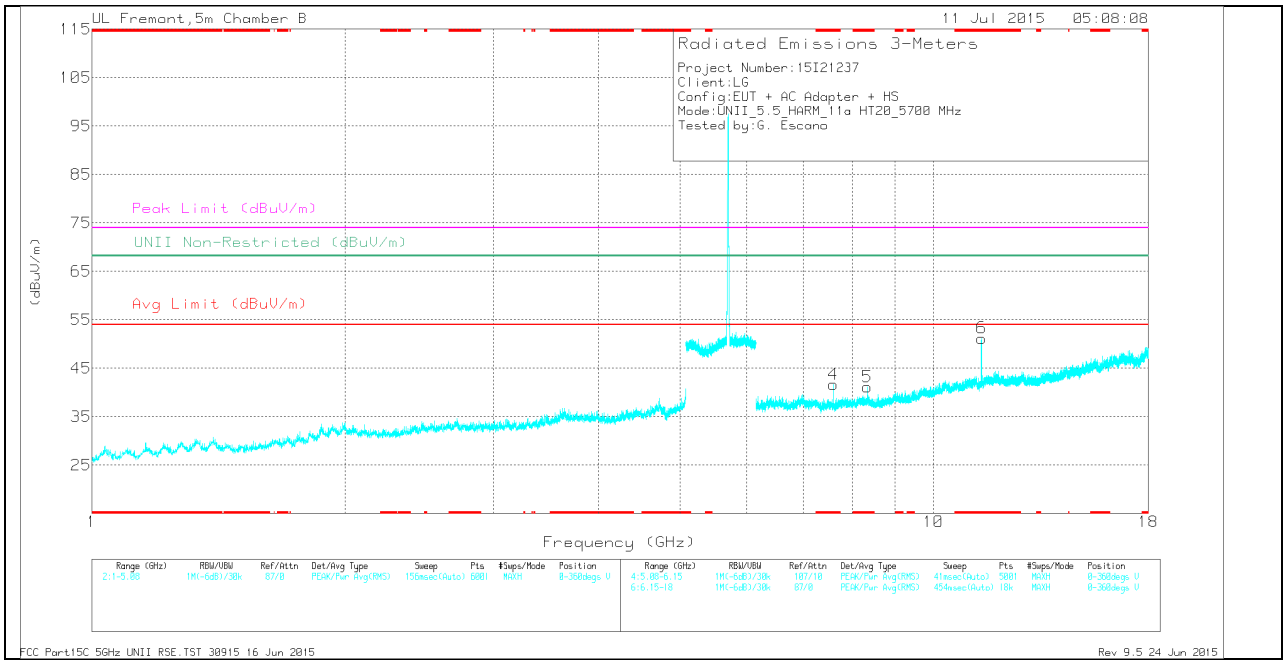

Note: Emission was scanned up to 40GHz; No emissions were detected above the noise floor which was at least 20dB below the specification limit.

This report shall not be reproduced except in full, without the written approval of UL Verification Services Inc.

HIGH CHANNEL DATA

TRACE MARKERS

Marker	Frequency (GHz)	Meter Reading (dBuV)	Det	AF T345 (dB/m)	Amp/Cbl/ Fltr/Pad (dB)	DC Corr (dB)	Corrected Reading (dBuV/m)	Avg Limit (dBuV/m)	Margin (dB)	Peak Limit (dBuV/m)	PK Margin (dB)	UNII Non-Restricted (dBuV/m)	PK Margin (dB)	Azimuth (Degs)	Height (cm)	Polarity
1	* 5.078	31.72	Pk	34	-24.7	0	41.02	-	-	74	-32.98	-	-	0-360	101	H
2	* 7.6	31.69	Pk	35.4	-26.7	0	40.39	-	-	74	-33.61	-	-	0-360	101	H
3	* 11.401	34.62	Pk	38	-21.7	0	50.92	-	-	74	-23.08	-	-	0-360	101	H
4	* 7.6	33	Pk	35.4	-26.7	0	41.7	-	-	74	-32.3	-	-	0-360	101	V
5	* 8.34	30.92	Pk	35.7	-25.5	0	41.12	-	-	74	-32.88	-	-	0-360	199	V
6	* 11.401	34.92	Pk	38	-21.7	0	51.22	-	-	74	-22.78	-	-	0-360	101	V

PK - Peak detector

RADIATED EMISSIONS

Frequency (GHz)	Meter Reading (dBuV)	Det	AF T345 (dB/m)	Amp/Cbl/Fl tr/Pad (dB)	DC Corr (dB)	Corrected Reading (dBuV/m)	Avg Limit (dBuV/m)	Margin (dB)	Peak Limit (dBuV/m)	PK Margin (dB)	UNII Non-Restricted (dBuV/m)	PK Margin (dB)	Azimuth (Degs)	Height (cm)	Polarity
* 5.078	40.28	PK-U	34	-24.8	0	49.48	-	-	74	-24.52	-	-	4	326	H
* 5.077	28.12	ADR	34	-24.9	0	37.22	54	-16.78	-	-	-	-	4	326	H
* 7.6	39.9	PK-U	35.4	-26.7	0	48.6	-	-	74	-25.4	-	-	228	116	H
* 7.6	30.71	ADR	35.4	-26.7	0	39.41	54	-14.59	-	-	-	-	228	116	H
* 11.401	44.28	PK-U	38	-21.7	0	60.58	-	-	74	-13.42	-	-	2	110	H
* 11.402	31.6	ADR	38	-21.7	0	47.9	54	-6.1	-	-	-	-	2	110	H
* 7.6	40.39	PK-U	35.4	-26.7	0	49.09	-	-	74	-24.91	-	-	52	118	V
* 7.6	31.51	ADR	35.4	-26.7	0	40.21	54	-13.79	-	-	-	-	52	118	V
* 8.34	37.48	PK-U	35.7	-25.5	0	47.68	-	-	74	-26.32	-	-	301	373	V
* 8.341	25.43	ADR	35.7	-25.5	0	35.63	54	-18.37	-	-	-	-	301	373	V
* 11.402	44.91	PK-U	38	-21.7	0	61.21	-	-	74	-12.79	-	-	195	107	V
* 11.402	32.44	ADR	38	-21.7	0	48.74	54	-5.26	-	-	-	-	195	107	V

FCC Part15 Subpart C T186 2400MHz Spurious Emissions.TST 12746Rev 9.5 24 Jun 2015

UL VERIFICATION SERVICES INC. FORM NO: CCSUP4701H
47173 BENICIA STREET, FREMONT, CA 94538, USA TEL: (510) 771-1000 FAX: (510) 661-0888
This report shall not be reproduced except in full, without the written approval of UL Verification Services Inc.

CHANNEL 144 HORIZONTAL

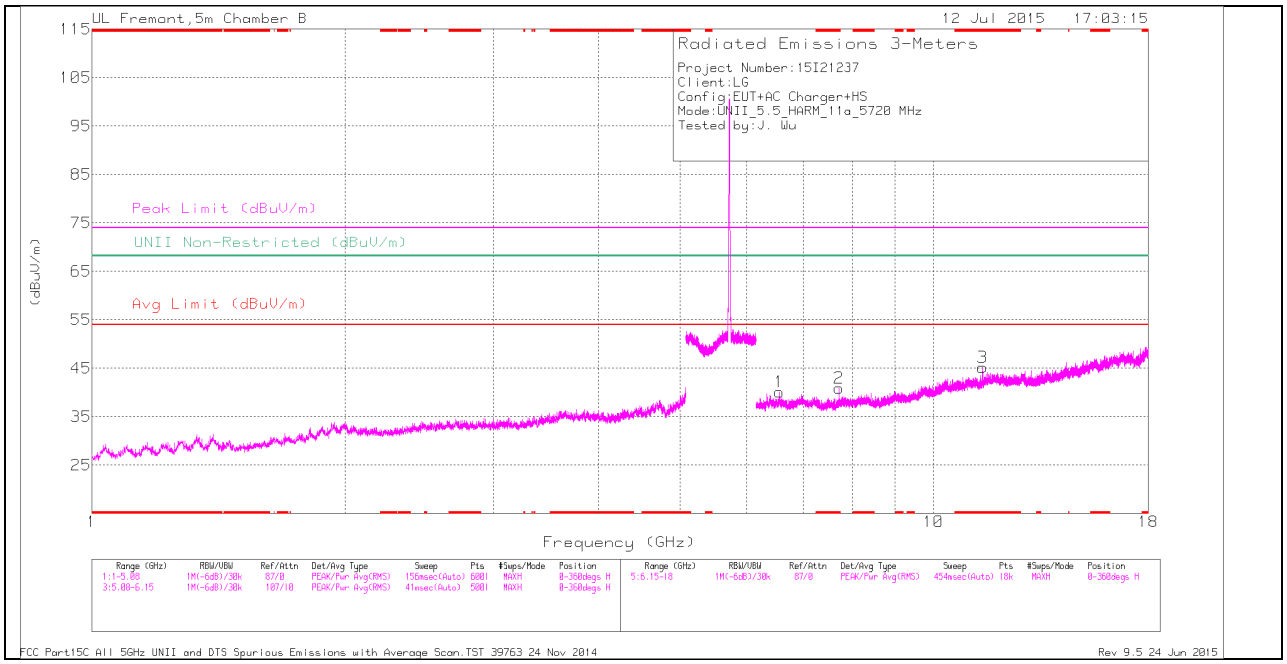

Note: Emission was scanned up to 40GHz; No emissions were detected above the noise floor which was at least 20dB below the specification limit.

This report shall not be reproduced except in full, without the written approval of UL Verification Services Inc.

CHANNEL 144 VERTICAL

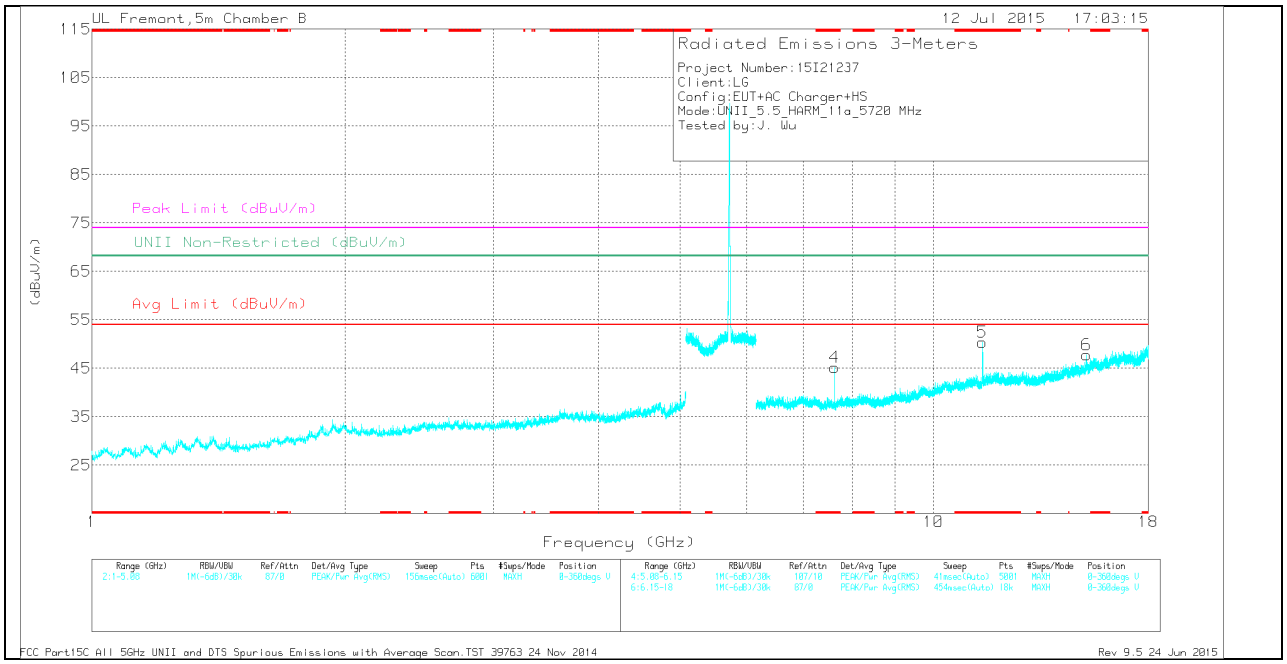

Note: Emission was scanned up to 40GHz; No emissions were detected above the noise floor which was at least 20dB below the specification limit.

This report shall not be reproduced except in full, without the written approval of UL Verification Services Inc.

CHANNEL 144 DATA

TRACE MARKERS

Marker	Frequency (GHz)	Meter Reading (dBuV)	Det	AF T345 (dB/m)	Amp/Cbl/ Fltr/Pad (dB)	DC Corr (dB)	Corrected Reading (dBuV/m)	Avg Limit (dBuV/m)	Margin (dB)	Peak Limit (dBuV/m)	PK Margin (dB)	UNII Non-Restricted (dBuV/m)	PK Margin (dB)	Azimuth (Degs)	Height (cm)	Polarity
2	* 7.725	31.47	Pk	35.5	-26.1	0	40.87	-	-	74	-33.13	68.2	-27.33	0-360	101	H
3	* 11.439	28.57	Pk	38.1	-21.5	0	45.17	-	-	74	-28.83	68.2	-23.03	0-360	101	H
4	* 7.627	36.33	Pk	35.4	-26.5	0	45.23	-	-	74	-28.77	68.2	-22.97	0-360	101	V
5	* 11.438	33.77	Pk	38.1	-21.5	0	50.37	-	-	74	-23.63	68.2	-17.83	0-360	101	V
1	6.555	31.49	Pk	35.9	-27.3	0	40.09	-	-	74	-33.91	68.2	-28.11	0-360	101	H
6	15.209	26.53	Pk	40.5	-19.3	0	47.73	-	-	74	-26.27	68.2	-20.47	0-360	101	V

PK - Peak detector

RADIATED EMISSIONS

Frequency (GHz)	Meter Reading (dBuV)	Det	AF T345 (dB/m)	Amp/Cbl/Fl tr/Pad (dB)	DC Corr (dB)	Corrected Reading (dBuV/m)	Avg Limit (dBuV/m)	Margin (dB)	Peak Limit (dBuV/m)	PK Margin (dB)	UNII Non-Restricted (dBuV/m)	PK Margin (dB)	Azimuth (Degs)	Height (cm)	Polarity
* 7.727	37.1	PK-U	35.5	-26.2	0	46.4	-	-	74	-27.6	68.2	-21.8	188	185	H
* 7.725	25.9	ADR	35.5	-26.1	0	35.3	54	-18.7	-	-	-	-	188	185	H
* 11.439	34.16	PK-U	38.1	-21.5	0	50.76	-	-	74	-23.24	68.2	-17.44	197	102	H
* 11.439	23.32	ADR	38.1	-21.5	0	39.92	54	-14.08	-	-	-	-	197	102	H
* 7.627	42.14	PK-U	35.4	-26.5	0	51.04	-	-	74	-22.96	68.2	-17.16	278	104	V
* 7.627	36.53	ADR	35.4	-26.5	0	45.43	54	-8.57	-	-	-	-	278	104	V
* 11.443	42	PK-U	38.1	-21.7	0	58.4	-	-	74	-15.6	68.2	-9.8	108	109	V
* 11.438	30.51	ADR	38.1	-21.5	0	47.11	54	-6.89	-	-	-	-	108	109	V
6.556	39.45	PK-U	35.9	-27.4	0	47.95	-	-	-	-	68.2	-20.25	276	101	H
15.209	32.48	PK-U	40.5	-19.2	0	53.78	-	-	-	-	68.2	-14.42	213	103	V

FCC Part15 Subpart C T186 2400MHz Spurious Emissions.TST 12746Rev 9.5 24 Jun 2015

This report shall not be reproduced except in full, without the written approval of UL Verification Services Inc.

11.2.2. TX ABOVE 1 GHz 802.11n HT20 MODE IN THE 5.5 GHz BAND RESTRICTED BANDEDGE (LOW CHANNEL)

HORIZONTAL PEAK AND AVERAGE PLOT

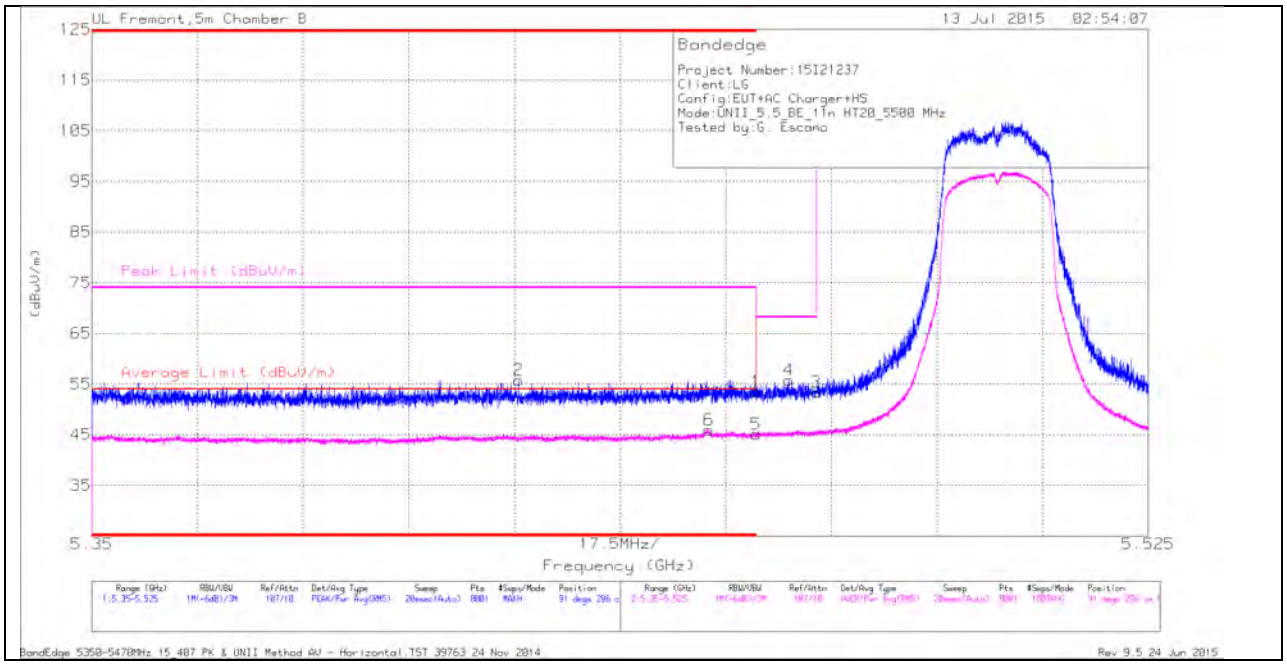

HORIZONTAL DATA

Marker	Frequency (GHz)	Meter Reading (dBuV)	Det	AF T345 (dB/m)	Amp/Cbl/Flt r/Pad (dB)	DC Corr (dB)	Corrected Reading (dBuV/m)	Average Limit (dBuV/m)	Margin (dB)	Peak Limit (dBuV/m)	PK Margin (dB)	Azimuth (Degs)	Height (cm)	Polarity
1	* 5.46	36.33	Pk	34.5	-17.3	0	53.53	-	-	74	-20.47	91	296	H
2	* 5.421	38.21	Pk	34.5	-16.9	0	55.81	-	-	74	-18.19	91	296	H
5	* 5.46	27.85	RMS	34.5	-17.3	0	45.05	54	-8.95	-	-	91	296	H
6	* 5.452	28.58	RMS	34.5	-17.1	0	45.98	54	-8.02	-	-	91	296	H
4	5.465	38.61	Pk	34.5	-17.3	0	55.81	-	-	68.2	-12.39	91	296	H
3	5.47	36.15	Pk	34.5	-17.2	0	53.45	-	-	68.2	-14.75	91	296	H

This report shall not be reproduced except in full, without the written approval of UL Verification Services Inc.

VERTICAL PEAK AND AVERAGE PLOT

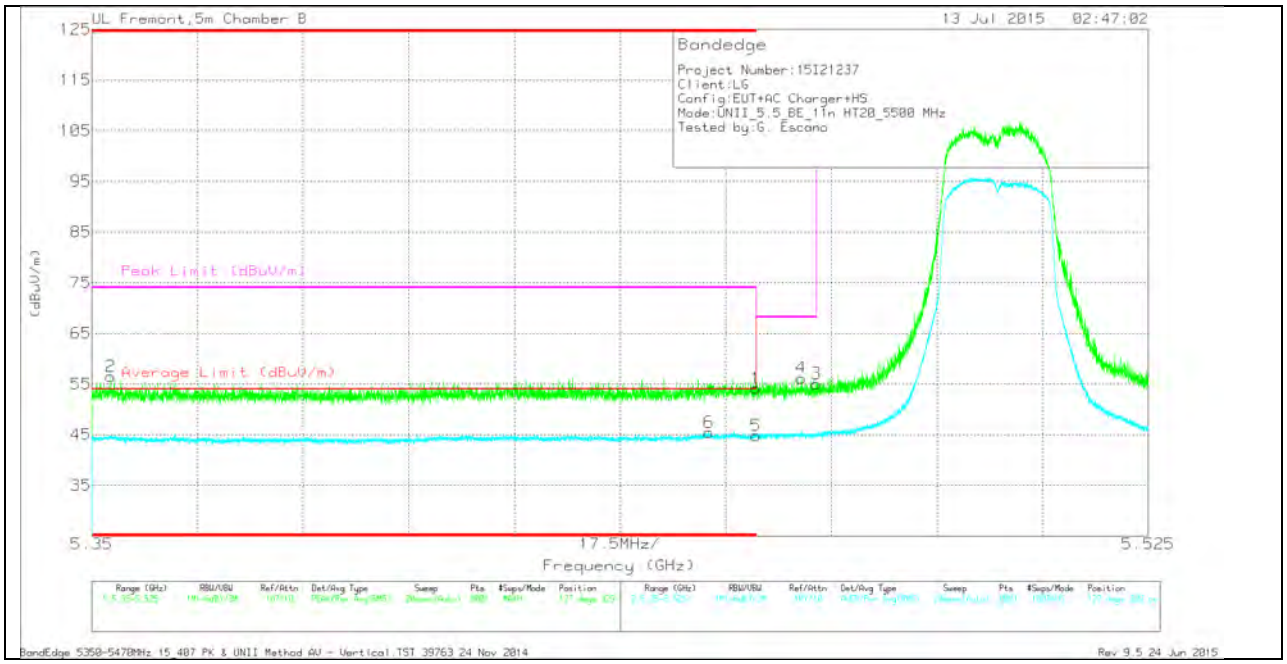

VERTICAL DATA

Marker	Frequency (GHz)	Meter Reading (dBuV)	Det	AF T345 (dB/m)	Amp/Cbl/Flt r/Pad (dB)	DC Corr (dB)	Corrected Reading (dBuV/m)	Average Limit (dBuV/m)	Margin (dB)	Peak Limit (dBuV/m)	PK Margin (dB)	Azimuth (Degs)	Height (cm)	Polarity
1	* 5.46	36.9	Pk	34.5	-17.3	0	54.1	-	-	74	-19.9	127	329	V
2	* 5.353	38.5	Pk	34.4	-16.4	0	56.5	-	-	74	-17.5	127	329	V
5	* 5.46	27.58	RMS	34.5	-17.3	0	44.78	54	-9.22	-	-	127	329	V
6	* 5.452	28.05	RMS	34.5	-17.1	0	45.45	54	-8.55	-	-	127	329	V
4	5.468	38.89	Pk	34.5	-17.2	0	56.19	-	-	68.2	-12.01	127	329	V
3	5.47	37.77	Pk	34.5	-17.2	0	55.07	-	-	68.2	-13.13	127	329	V

This report shall not be reproduced except in full, without the written approval of UL Verification Services Inc.

AUTHORIZED BANDEDGE (HIGH CHANNEL)

HORIZONTAL PEAK AND AVERAGE PLOT

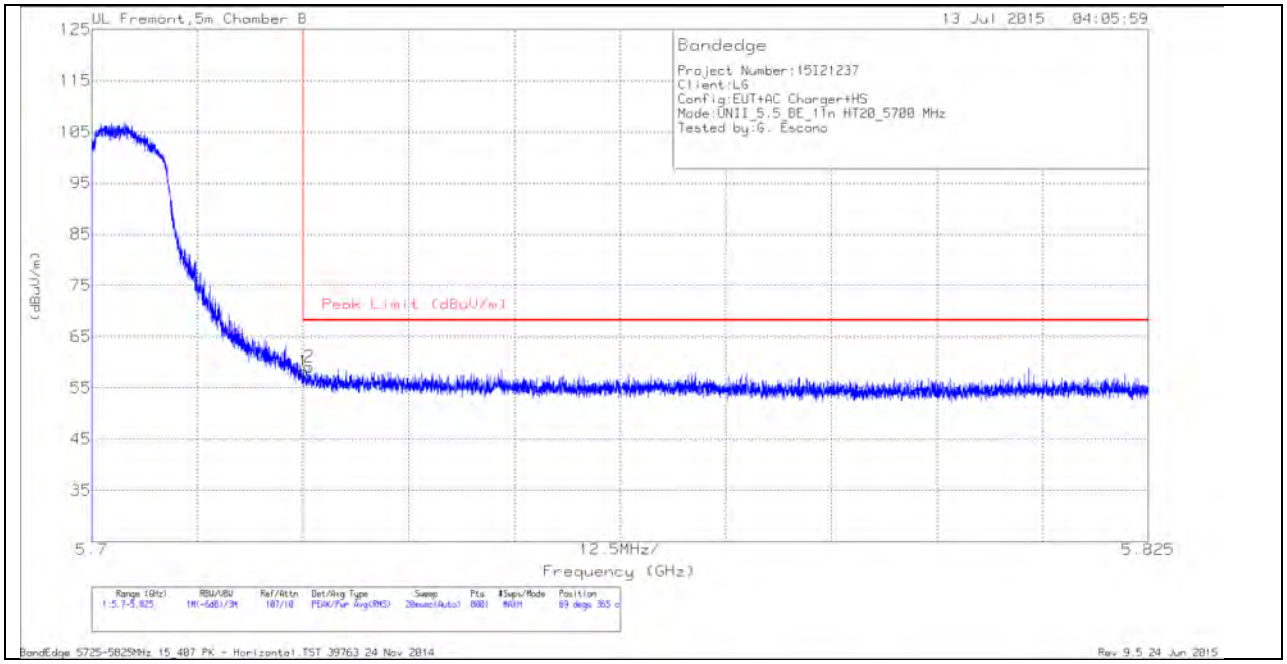

HORIZONTAL DATA

Marker	Frequency (GHz)	Meter Reading (dBuV)	Det	AF T345 (dB/m)	Amp/Cbl/Flt r/Pad (dB)	Corrected Reading (dBuV/m)	Peak Limit (dBuV/m)	PK Margin (dB)	Azimuth (Degs)	Height (cm)	Polarity
1	5.725	40.31	Pk	35	-17.1	58.21	68.2	-9.99	69	365	H
2	5.726	41.24	Pk	35	-17.1	59.14	68.2	-9.06	69	365	H

This report shall not be reproduced except in full, without the written approval of UL Verification Services Inc.

VERTICAL PEAK AND AVERAGE PLOT

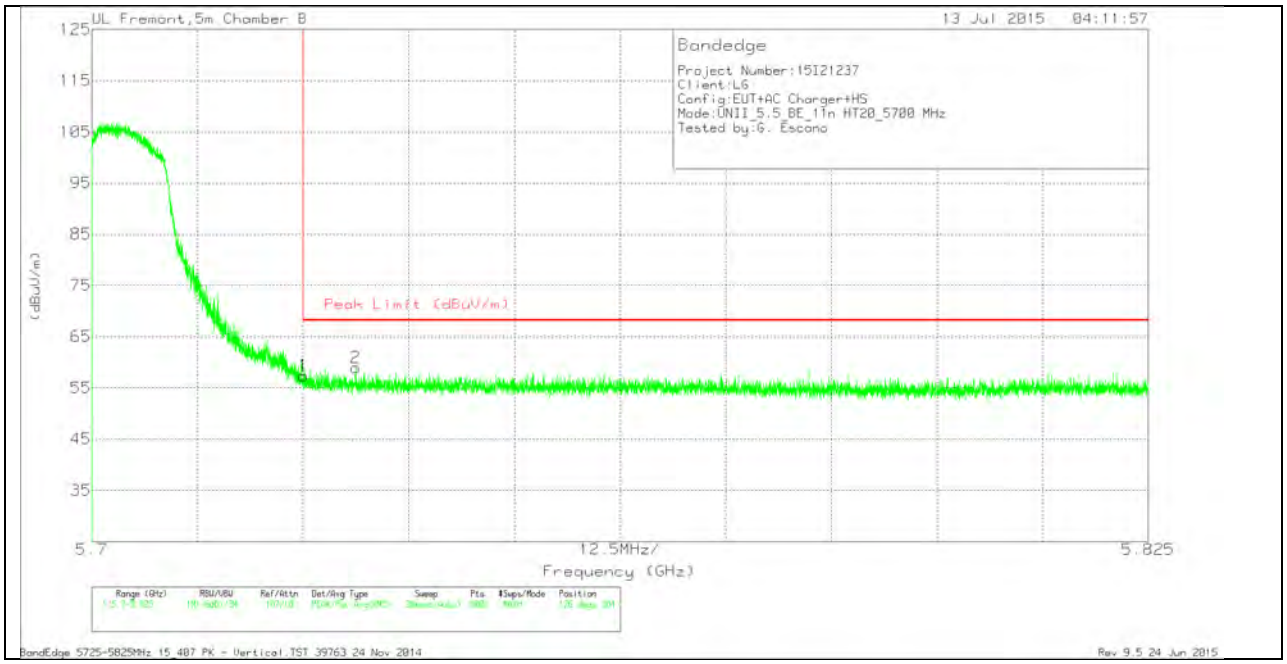

VERTICAL DATA

Marker	Frequency (GHz)	Meter Reading (dBuV)	Det	AF T345 (dB/m)	Amp/Cbl/Flt r/Pad (dB)	Corrected Reading (dBuV/m)	Peak Limit (dBuV/m)	PK Margin (dB)	Azimuth (Degs)	Height (cm)	Polarity
1	5.725	39.45	Pk	35	-17.1	57.35	68.2	-10.85	126	304	V
2	5.731	41.07	Pk	35	-17.1	58.97	68.2	-9.23	126	304	V

UL VERIFICATION SERVICES INC. FORM NO: CCSUP4701H
47173 BENICIA STREET, FREMONT, CA 94538, USA TEL: (510) 771-1000 FAX: (510) 661-0888
This report shall not be reproduced except in full, without the written approval of UL Verification Services Inc.

HARMONICS AND SPURIOUS EMISSIONS

LOW CHANNEL HORIZONTAL

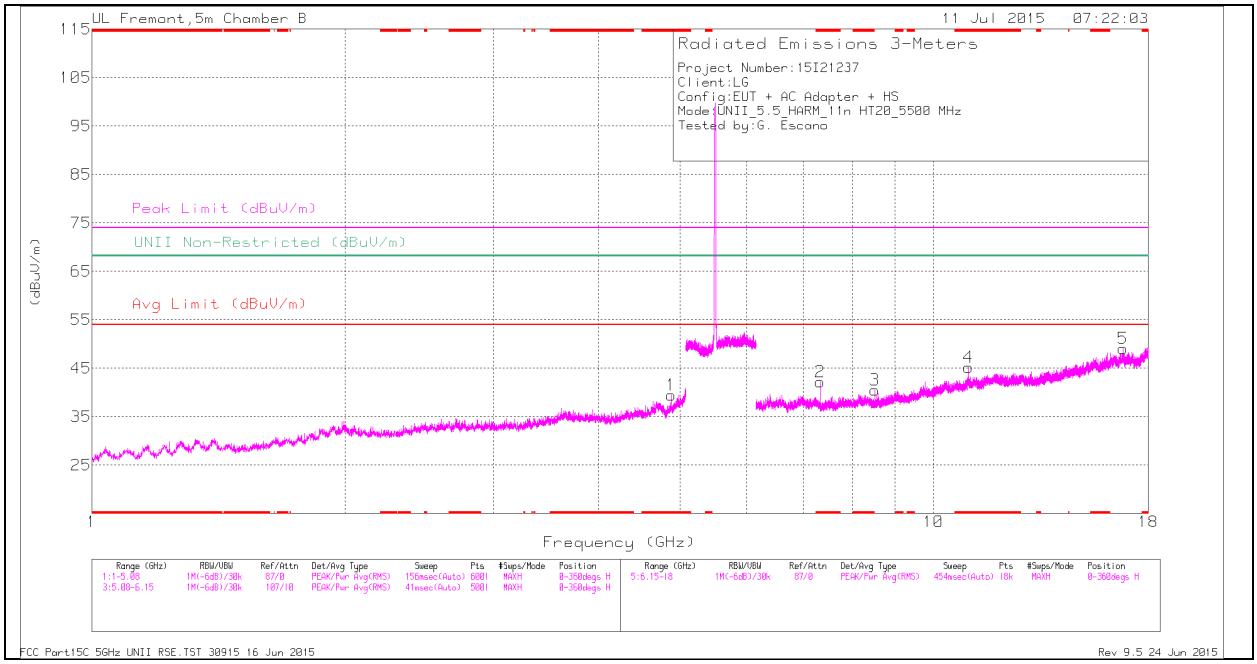

Note: Emission was scanned up to 40GHz; No emissions were detected above the noise floor which was at least 20dB below the specification limit.

This report shall not be reproduced except in full, without the written approval of UL Verification Services Inc.

LOW CHANNEL VERTICAL

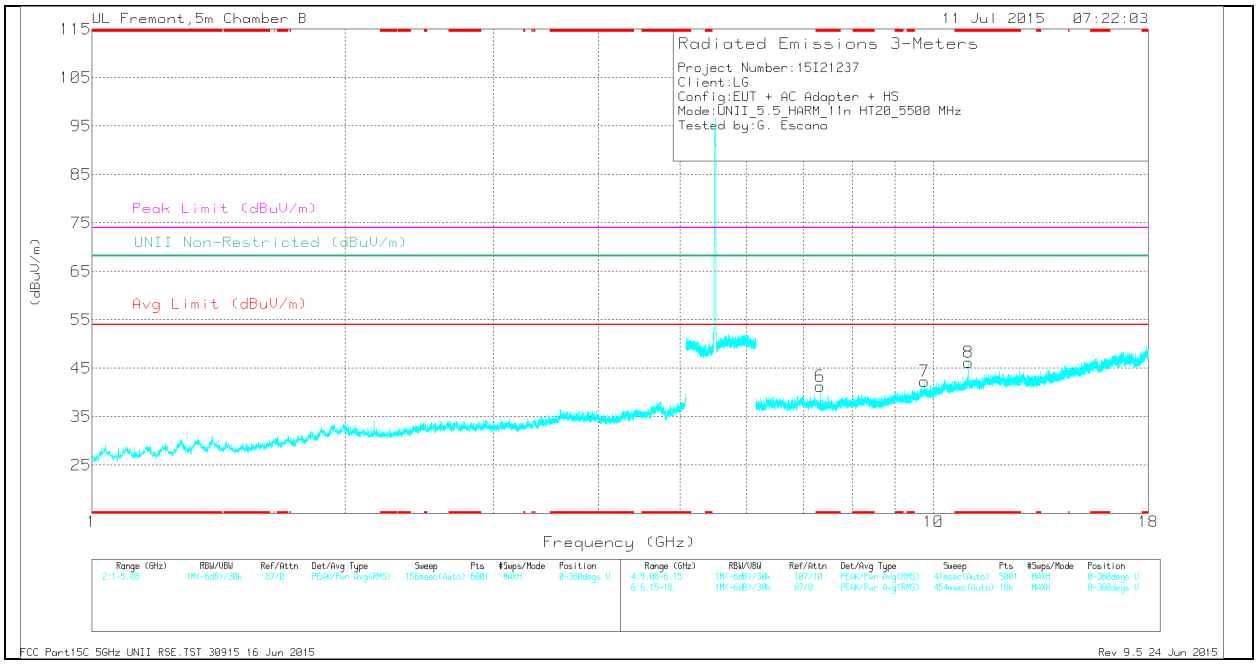

Note: Emission was scanned up to 40GHz; No emissions were detected above the noise floor which was at least 20dB below the specification limit.

This report shall not be reproduced except in full, without the written approval of UL Verification Services Inc.

LOW CHANNEL DATA

TRACE MARKERS

Marker	Frequency (GHz)	Meter Reading (dBuV)	Det	AF T345 (dB/m)	Amp/Cbl/ Fltr/Pad (dB)	DC Corr (dB)	Corrected Reading (dBuV/m)	Avg Limit (dBuV/m)	Margin (dB)	Peak Limit (dBuV/m)	PK Margin (dB)	UNII Non-Restricted (dBuV/m)	PK Margin (dB)	Azimuth (Degs)	Height (cm)	Polarity
1	* 4.883	34.01	Pk	34.2	-28.8	0	39.41	-	-	74	-34.59	-	-	0-360	101	H
2	* 7.334	34.36	Pk	35.3	-27.5	0	42.16	-	-	74	-31.84	-	-	0-360	101	H
4	* 11.004	29.04	Pk	37.7	-21.6	0	45.14	-	-	74	-28.86	-	-	0-360	101	H
6	* 7.334	33.43	Pk	35.3	-27.5	0	41.23	-	-	74	-32.77	-	-	0-360	101	V
8	* 11.004	30.16	Pk	37.7	-21.6	0	46.26	-	-	74	-27.74	-	-	0-360	101	V
3	8.511	30.65	Pk	35.7	-25.8	0	40.55	-	-	-	-	68.2	-27.65	0-360	200	H
7	9.761	28.53	Pk	36.9	-23.1	0	42.33	-	-	-	-	68.2	-25.87	0-360	200	V
5	16.805	25.42	Pk	41.9	-18.2	0	49.12	-	-	-	-	68.2	-19.08	0-360	200	H

PK - Peak detector

RADIATED EMISSIONS

Frequency (GHz)	Meter Reading (dBuV)	Det	AF T345 (dB/m)	Amp/Cbl/Fltr/Pad (dB)	DC Corr (dB)	Corrected Reading (dBuV/m)	Avg Limit (dBuV/m)	Margin (dB)	Peak Limit (dBuV/m)	PK Margin (dB)	UNII Non-Restricted (dBuV/m)	PK Margin (dB)	Azimuth (Degs)	Height (cm)	Polarity
* 4.882	40.65	PK-U	34.2	-28.9	0	45.95	-	-	74	-28.05	-	-	276	302	H
* 4.882	28.49	ADR	34.2	-28.9	0	33.79	54	-20.21	-	-	-	-	276	302	H
* 7.333	41.54	PK-U	35.3	-27.5	0	49.34	-	-	74	-24.66	-	-	222	116	H
* 7.333	33.82	ADR	35.3	-27.5	0	41.62	54	-12.38	-	-	-	-	222	116	H
* 11.006	37.9	PK-U	37.7	-21.6	0	54	-	-	74	-20	-	-	0	104	H
* 11.006	25.52	ADR	37.7	-21.6	0	41.62	54	-12.38	-	-	-	-	0	104	H
* 7.333	41.5	PK-U	35.3	-27.5	0	49.3	-	-	74	-24.7	-	-	192	103	V
* 7.333	32.61	ADR	35.3	-27.5	0	40.41	54	-13.59	-	-	-	-	192	103	V
* 11.003	38.21	PK-U	37.7	-21.6	0	54.31	-	-	74	-19.69	-	-	198	104	V
* 11.004	26.19	ADR	37.7	-21.6	0	42.29	54	-11.71	-	-	-	-	198	104	V
8.511	36.48	PK-U	35.7	-25.8	0	46.38	-	-	-	-	68.2	-21.82	300	224	H
9.762	36	PK-U	36.9	-23.2	0	49.7	-	-	-	-	68.2	-18.5	9	215	V
16.803	31.97	PK-U	41.9	-18.3	0	55.57	-	-	-	-	68.2	-12.63	345	157	H

FCC Part15 Subpart C T186 2400MHz Spurious Emissions.TST 12746Rev 9.5 24 Jun 2015

UL VERIFICATION SERVICES INC. FORM NO: CCSUP4701H
47173 BENICIA STREET, FREMONT, CA 94538, USA TEL: (510) 771-1000 FAX: (510) 661-0888
This report shall not be reproduced except in full, without the written approval of UL Verification Services Inc.

MID CHANNEL HORIZONTAL

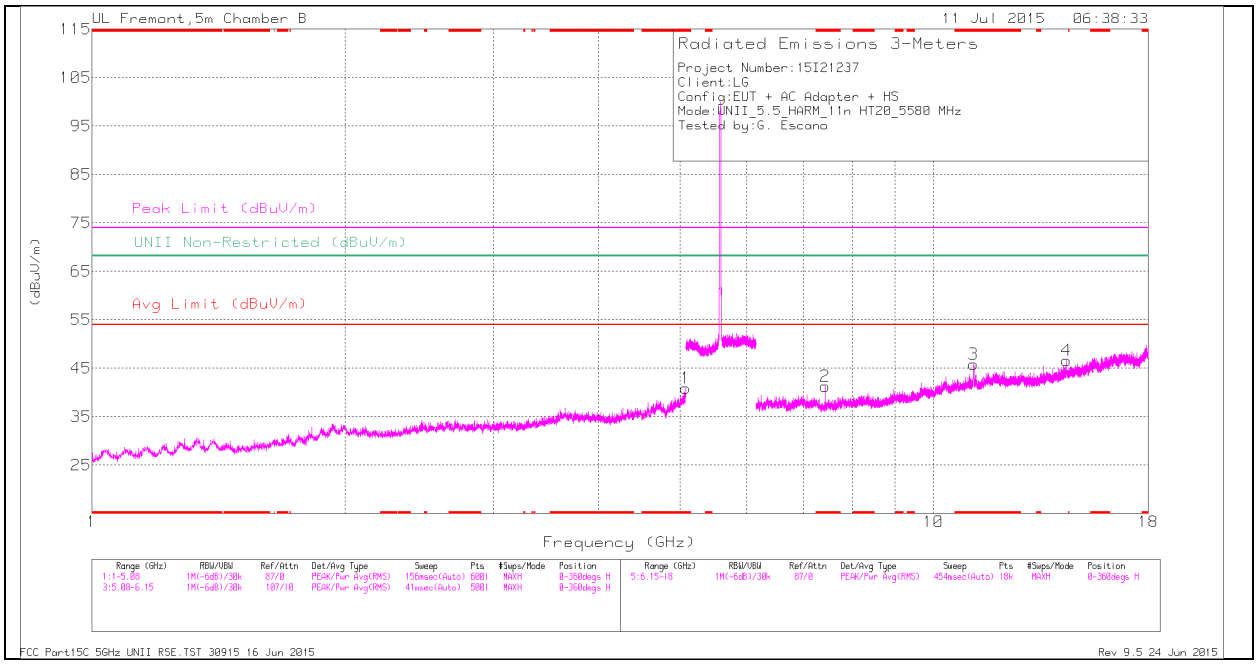

Note: Emission was scanned up to 40GHz; No emissions were detected above the noise floor which was at least 20dB below the specification limit.

This report shall not be reproduced except in full, without the written approval of UL Verification Services Inc.

MID CHANNEL VERTICAL

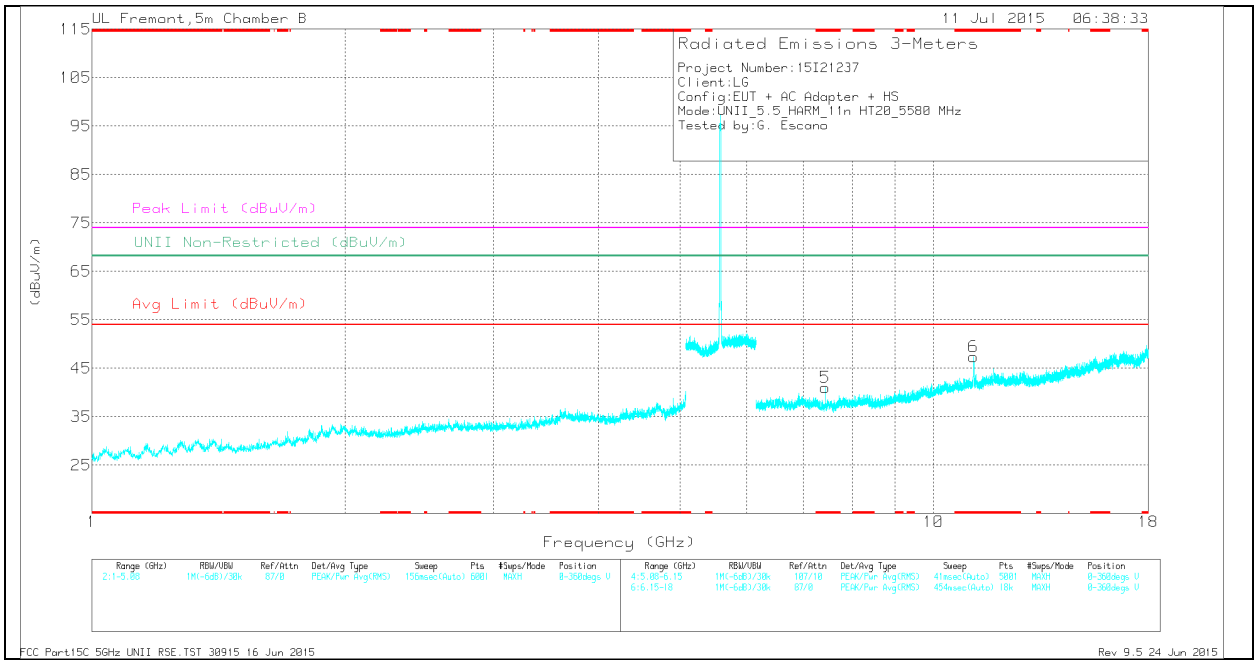

Note: Emission was scanned up to 40GHz; No emissions were detected above the noise floor which was at least 20dB below the specification limit.

This report shall not be reproduced except in full, without the written approval of UL Verification Services Inc.

MID CHANNEL DATA

TRACE MARKERS

Marker	Frequency (GHz)	Meter Reading (dBuV)	Det	AF T345 (dB/m)	Amp/Cbl/ Fltr/Pad (dB)	DC Corr (dB)	Corrected Reading (dBuV/m)	Avg Limit (dBuV/m)	Margin (dB)	Peak Limit (dBuV/m)	PK Margin (dB)	UNII Non-Restricted (dBuV/m)	PK Margin (dB)	Azimuth (Degs)	Height (cm)	Polarity
1	* 5.08	31.2	Pk	34	-24.3	0	40.9	-	-	74	-33.1	-	-	0-360	101	H
2	* 7.44	32.47	Pk	35.3	-26.5	0	41.27	-	-	74	-32.73	-	-	0-360	101	H
3	* 11.166	29.23	Pk	37.8	-21.2	0	45.83	-	-	74	-28.17	-	-	0-360	101	H
5	* 7.44	32.17	Pk	35.3	-26.5	0	40.97	-	-	74	-33.03	-	-	0-360	101	V
6	* 11.163	30.79	Pk	37.8	-21.2	0	47.39	-	-	74	-26.61	-	-	0-360	101	V
4	14.383	27.16	Pk	39.5	-20.1	0	46.56	-	-	-	-	68.2	-21.64	0-360	101	H

PK - Peak detector

RADIATED EMISSIONS

Frequency (GHz)	Meter Reading (dBuV)	Det	AF T345 (dB/m)	Amp/Cbl/Fl tr/Pad (dB)	DC Corr (dB)	Corrected Reading (dBuV/m)	Avg Limit (dBuV/m)	Margin (dB)	Peak Limit (dBuV/m)	PK Margin (dB)	UNII Non-Restricted (dBuV/m)	PK Margin (dB)	Azimuth (Degs)	Height (cm)	Polarity
* 5.079	39.93	PK-U	34	-24.4	0	49.53	-	-	74	-24.47	-	-	4	107	H
* 5.08	28.21	ADR	34	-24.4	0	37.81	54	-16.19	-	-	-	-	4	107	H
* 7.44	40.5	PK-U	35.3	-26.5	0	49.3	-	-	74	-24.7	-	-	224	113	H
* 7.44	32.14	ADR	35.3	-26.5	0	40.94	54	-13.06	-	-	-	-	224	113	H
* 11.165	39.28	PK-U	37.8	-21.2	0	55.88	-	-	74	-18.12	-	-	0	113	H
* 11.165	26.79	ADR	37.8	-21.2	0	43.39	54	-10.61	-	-	-	-	0	113	H
* 7.44	40.4	PK-U	35.3	-26.5	0	49.2	-	-	74	-24.8	-	-	214	106	V
* 7.44	30.49	ADR	35.3	-26.5	0	39.29	54	-14.71	-	-	-	-	214	106	V
* 11.164	40.77	PK-U	37.8	-21.2	0	57.37	-	-	74	-16.63	-	-	199	101	V
* 11.165	28.24	ADR	37.8	-21.2	0	44.84	54	-9.16	-	-	-	-	199	101	V
14.383	33.38	PK-U	39.5	-20.1	0	52.78	-	-	-	-	68.2	-15.42	26	117	H

FCC Part15 Subpart C T186 2400MHz Spurious Emissions.TST 12746Rev 9.5 24 Jun 2015

This report shall not be reproduced except in full, without the written approval of UL Verification Services Inc.

HIGH CHANNEL HORIZONTAL

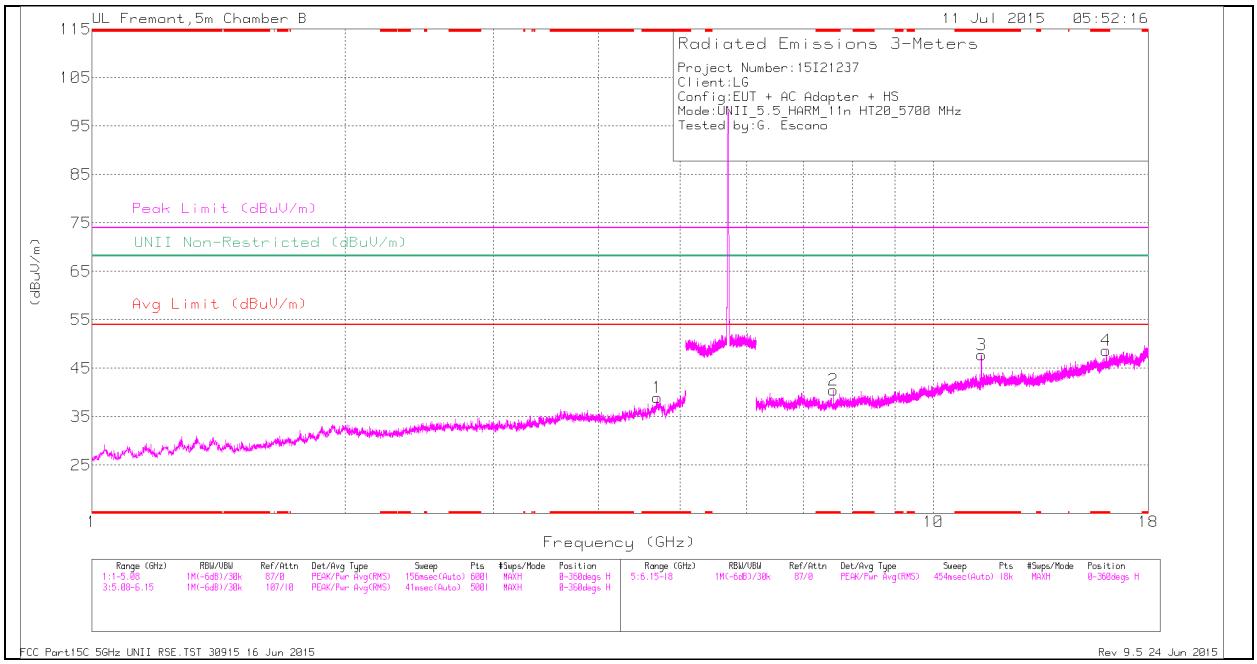

Note: Emission was scanned up to 40GHz; No emissions were detected above the noise floor which was at least 20dB below the specification limit.

This report shall not be reproduced except in full, without the written approval of UL Verification Services Inc.

HIGH CHANNEL VERTICAL

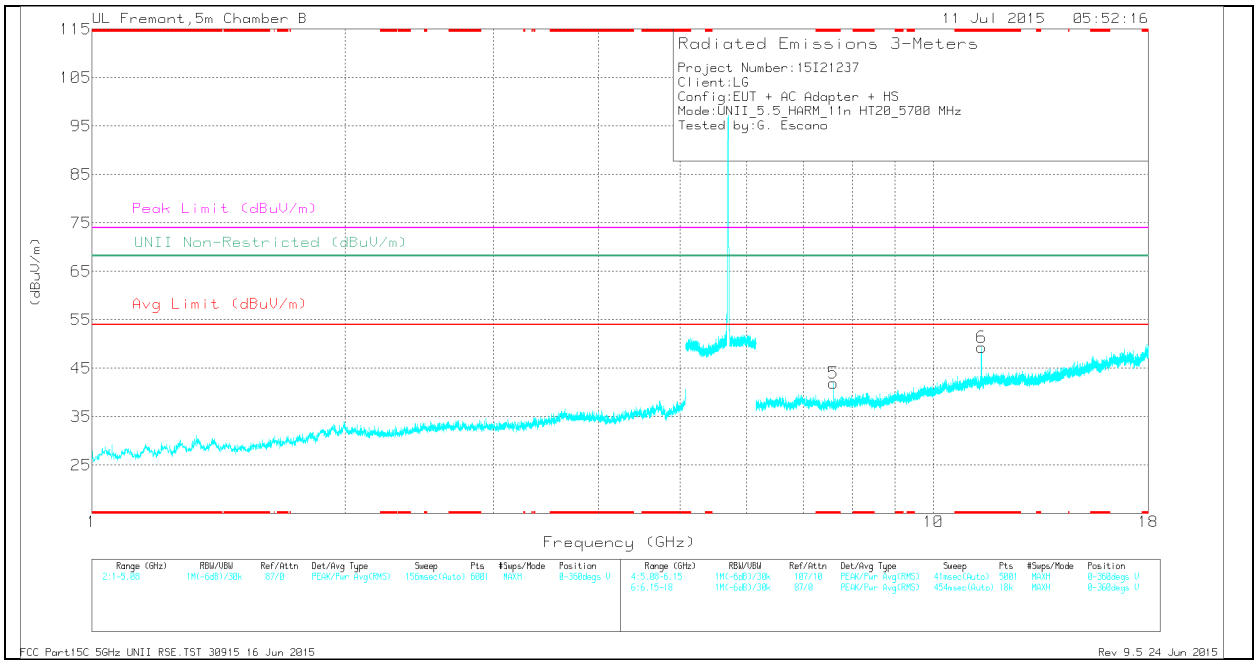

Note: Emission was scanned up to 40GHz; No emissions were detected above the noise floor which was at least 20dB below the specification limit.

This report shall not be reproduced except in full, without the written approval of UL Verification Services Inc.

HIGH CHANNEL DATA

TRACE MARKERS

Marker	Frequency (GHz)	Meter Reading (dBuV)	Det	AF T345 (dB/m)	Amp/Cbl/ Fltr/Pad (dB)	DC Corr (dB)	Corrected Reading (dBuV/m)	Avg Limit (dBuV/m)	Margin (dB)	Peak Limit (dBuV/m)	PK Margin (dB)	UNII Non-Restricted (dBuV/m)	PK Margin (dB)	Azimuth (Degs)	Height (cm)	Polarity
1	* 4.695	34.1	Pk	34.2	-29.4	0	38.9	-	-	74	-35.1	-	-	0-360	101	H
2	* 7.6	31.83	Pk	35.4	-26.7	0	40.53	-	-	74	-33.47	-	-	0-360	101	H
3	* 11.407	31.59	Pk	38	-21.8	0	47.79	-	-	74	-26.21	-	-	0-360	101	H
4	* 16.04	27.09	Pk	40.8	-19.2	0	48.69	-	-	74	-25.31	-	-	0-360	200	H
5	* 7.6	33.22	Pk	35.4	-26.7	0	41.92	-	-	74	-32.08	-	-	0-360	101	V
6	* 11.405	33.16	Pk	38	-21.8	0	49.36	-	-	74	-24.64	-	-	0-360	101	V

PK - Peak detector

RADIATED EMISSIONS

Frequency (GHz)	Meter Reading (dBuV)	Det	AF T345 (dB/m)	Amp/Cbl/Fl tr/Pad (dB)	DC Corr (dB)	Corrected Reading (dBuV/m)	Avg Limit (dBuV/m)	Margin (dB)	Peak Limit (dBuV/m)	PK Margin (dB)	UNII Non-Restricted (dBuV/m)	PK Margin (dB)	Azimuth (Degs)	Height (cm)	Polarity
* 4.694	42.32	PK-U	34.2	-29.4	0	47.12	-	-	74	-26.88	-	-	2	298	H
* 4.696	29.96	ADR	34.2	-29.4	0	34.76	54	-19.24	-	-	-	-	2	298	H
* 7.6	40.17	PK-U	35.4	-26.7	0	48.87	-	-	74	-25.13	-	-	228	103	H
* 7.6	31.37	ADR	35.4	-26.7	0	40.07	54	-13.93	-	-	-	-	228	103	H
* 11.406	40.12	PK-U	38	-21.8	0	56.32	-	-	74	-17.68	-	-	332	108	H
* 11.406	27.61	ADR	38	-21.8	0	43.81	54	-10.19	-	-	-	-	332	108	H
* 16.041	33.62	PK-U	40.8	-19.2	0	55.22	-	-	74	-18.78	-	-	123	358	H
* 16.04	21.59	ADR	40.8	-19.2	0	43.19	54	-10.81	-	-	-	-	123	358	H
* 7.6	40.59	PK-U	35.4	-26.7	0	49.29	-	-	74	-24.71	-	-	209	106	V
* 7.6	32.89	ADR	35.4	-26.7	0	41.59	54	-12.41	-	-	-	-	209	106	V
* 11.403	42.66	PK-U	38	-21.8	0	58.86	-	-	74	-15.14	-	-	199	101	V
* 11.405	30.4	ADR	38	-21.8	0	46.6	54	-7.4	-	-	-	-	199	101	V

FCC Part15 Subpart C T186 2400MHz Spurious Emissions.TST 12746Rev 9.5 24 Jun 2015

UL VERIFICATION SERVICES INC. FORM NO: CCSUP4701H
47173 BENICIA STREET, FREMONT, CA 94538, USA TEL: (510) 771-1000 FAX: (510) 661-0888
This report shall not be reproduced except in full, without the written approval of UL Verification Services Inc.

CHANNEL 144 HORIZONTAL

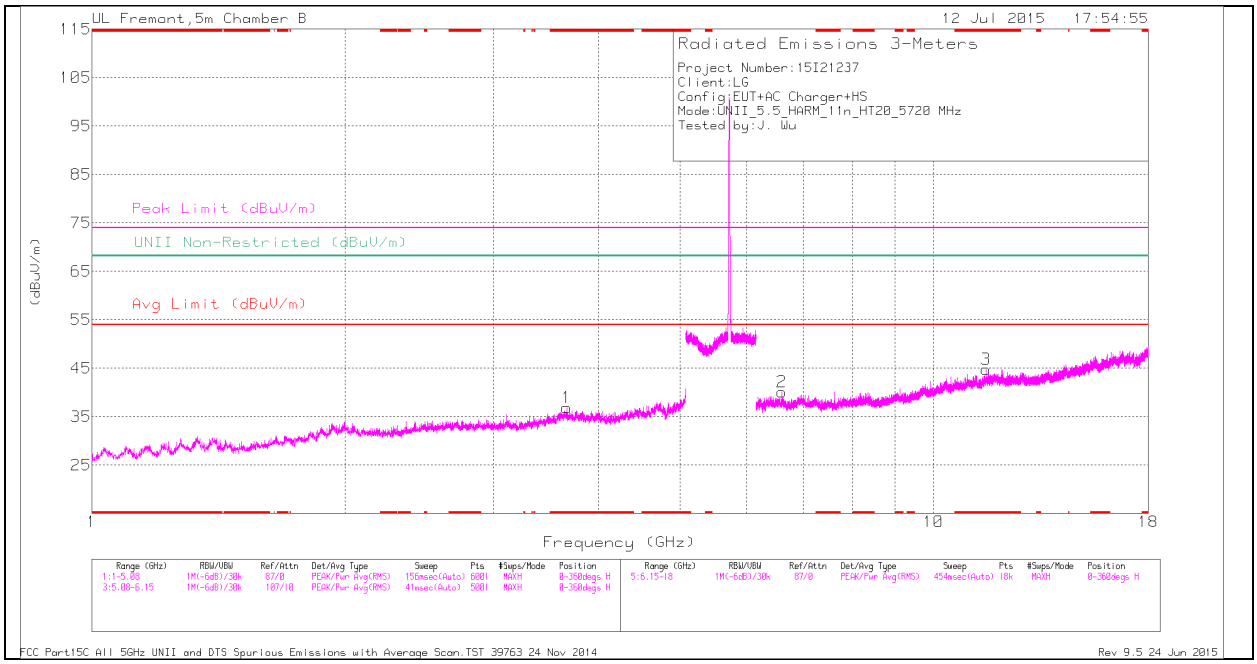

Note: Emission was scanned up to 40GHz; No emissions were detected above the noise floor which was at least 20dB below the specification limit.

This report shall not be reproduced except in full, without the written approval of UL Verification Services Inc.

CHANNEL 144 VERTICAL

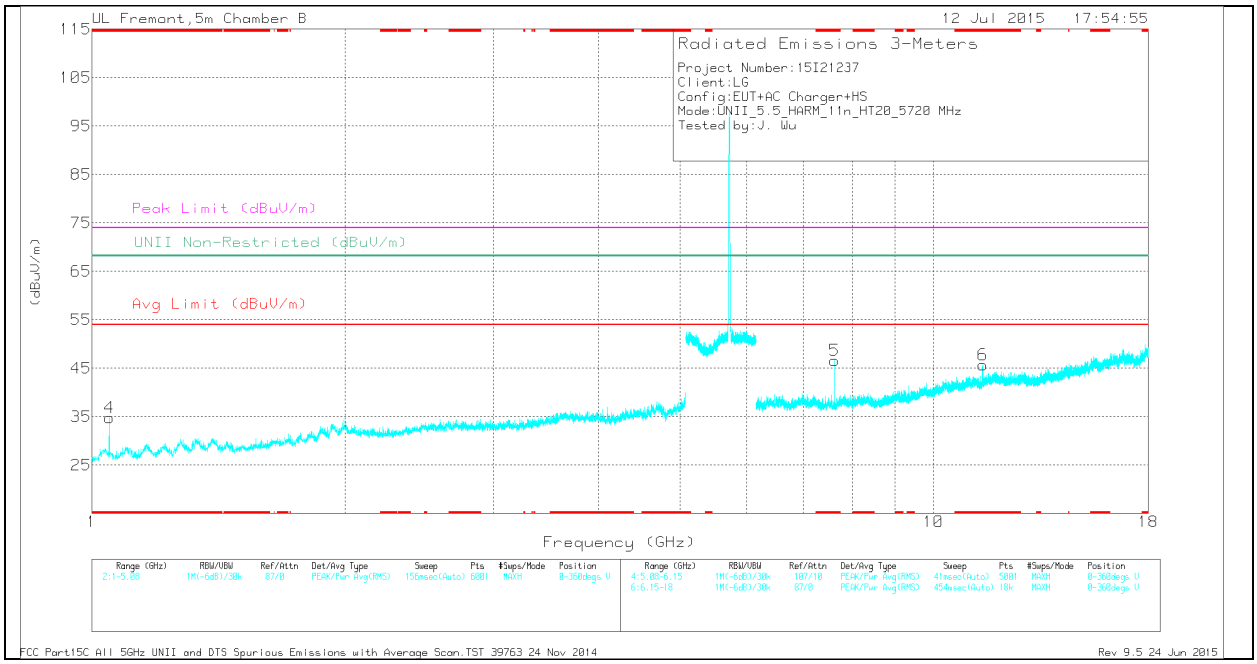

Note: Emission was scanned up to 40GHz; No emissions were detected above the noise floor which was at least 20dB below the specification limit.

This report shall not be reproduced except in full, without the written approval of UL Verification Services Inc.

CHANNEL 144 DATA

TRACE MARKERS

Marker	Frequency (GHz)	Meter Reading (dBuV)	Det	AF T345 (dB/m)	Amp/Cbl/ Fltr/Pad (dB)	DC Corr (dB)	Corrected Reading (dBuV/m)	Avg Limit (dBuV/m)	Margin (dB)	Peak Limit (dBuV/m)	PK Margin (dB)	UNII Non-Restricted (dBuV/m)	PK Margin (dB)	Azimuth (Degs)	Height (cm)	Polarity
1	* 3.665	33.48	Pk	33.7	-30.3	0	36.88	-	-	74	-37.12	68.2	-31.32	0-360	199	H
4	* 1.048	40.64	Pk	27.5	-33.4	0	34.74	-	-	74	-39.26	68.2	-33.46	0-360	199	V
3	* 11.547	27.32	Pk	38.3	-20.8	0	44.82	-	-	74	-29.18	68.2	-23.38	0-360	199	H
5	* 7.627	37.69	Pk	35.4	-26.5	0	46.59	-	-	74	-27.41	68.2	-21.61	0-360	101	V
6	* 11.441	29.18	Pk	38.1	-21.6	0	45.68	-	-	74	-28.32	68.2	-22.52	0-360	101	V
2	6.609	31.26	Pk	36	-27.1	0	40.16	-	-	74	-33.84	68.2	-28.04	0-360	199	H

PK - Peak detector

RADIATED EMISSIONS

Frequency (GHz)	Meter Reading (dBuV)	Det	AF T345 (dB/m)	Amp/Cbl/Fl tr/Pad (dB)	DC Corr (dB)	Corrected Reading (dBuV/m)	Avg Limit (dBuV/m)	Margin (dB)	Peak Limit (dBuV/m)	PK Margin (dB)	UNII Non-Restricted (dBuV/m)	PK Margin (dB)	Azimuth (Degs)	Height (cm)	Polarity
* 3.666	40.21	PK-U	33.7	-30.3	0	43.61	-	-	74	-30.39	68.2	-24.59	18	107	H
* 3.667	28.92	ADR	33.7	-30.3	0	32.32	54	-21.68	-	-	-	-	18	107	H
* 1.039	43.44	PK-U	27.4	-33.5	0	37.34	-	-	74	-36.66	68.2	-30.86	97	287	V
* 1.036	31.2	ADR	27.4	-33.5	0	25.1	54	-28.9	-	-	-	-	97	287	V
* 11.545	34.01	PK-U	38.3	-20.7	0	51.61	-	-	74	-22.39	68.2	-16.59	270	127	H
* 11.552	22.4	ADR	38.3	-20.9	0	39.8	54	-14.2	-	-	-	-	270	127	H
* 7.627	41.62	PK-U	35.4	-26.5	0	50.52	-	-	74	-23.48	68.2	-17.68	276	112	V
* 7.627	36.06	ADR	35.4	-26.5	0	44.96	54	-9.04	-	-	-	-	276	112	V
* 11.443	39.22	PK-U	38.1	-21.7	0	55.62	-	-	74	-18.38	68.2	-12.58	326	130	V
* 11.444	27.24	ADR	38.1	-21.7	0	43.64	54	-10.36	-	-	-	-	326	130	V
6.61	38.53	PK-U	36	-27.1	0	47.43	-	-	-	-	68.2	-20.77	147	312	H

FCC Part15 Subpart C T186 2400MHz Spurious Emissions.TST 12746Rev 9.5 24 Jun 2015

This report shall not be reproduced except in full, without the written approval of UL Verification Services Inc.

11.2.3. TX ABOVE 1 GHz 802.11n HT40 MODE IN THE 5.5 GHz BAND RESTRICTED BANDEDGE (LOW CHANNEL)

HORIZONTAL PEAK AND AVERAGE PLOT

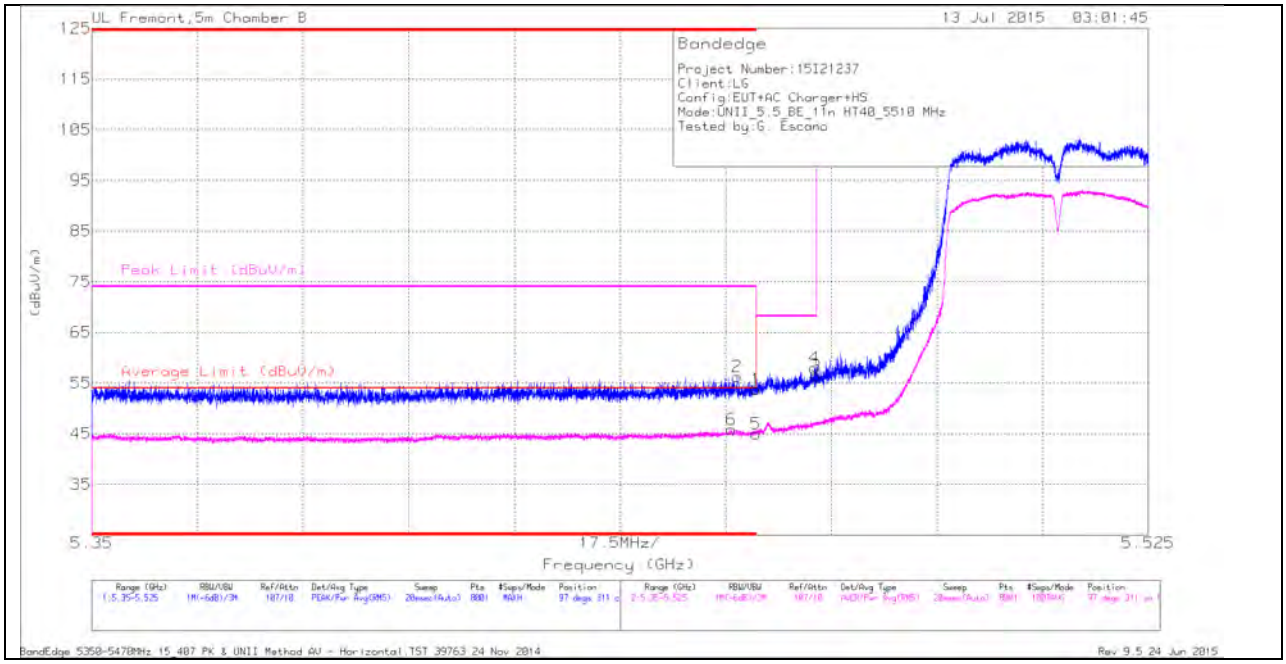

HORIZONTAL DATA

Marker	Frequency (GHz)	Meter Reading (dBuV)	Det	AF T345 (dB/m)	Amp/Cbl/Flt r/Pad (dB)	DC Corr (dB)	Corrected Reading (dBuV/m)	Average Limit (dBuV/m)	Margin (dB)	Peak Limit (dBuV/m)	PK Margin (dB)	Azimuth (Degs)	Height (cm)	Polarity
1	* 5.46	36.6	Pk	34.5	-17.3	0	53.8	-	-	74	-20.2	97	311	H
2	* 5.457	38.9	Pk	34.5	-17.2	0	56.2	-	-	74	-17.8	97	311	H
5	* 5.46	27.8	RMS	34.5	-17.3	0.17	45.17	54	-8.83	-	-	97	311	H
6	* 5.456	28.4	RMS	34.5	-17.1	0.17	45.97	54	-8.03	-	-	97	311	H
3	5.47	39.04	Pk	34.5	-17.2	0	56.34	-	-	68.2	-11.86	97	311	H
4	5.47	40.82	Pk	34.5	-17.3	0	58.02	-	-	68.2	-10.18	97	311	H

This report shall not be reproduced except in full, without the written approval of UL Verification Services Inc.

VERTICAL PEAK AND AVERAGE PLOT

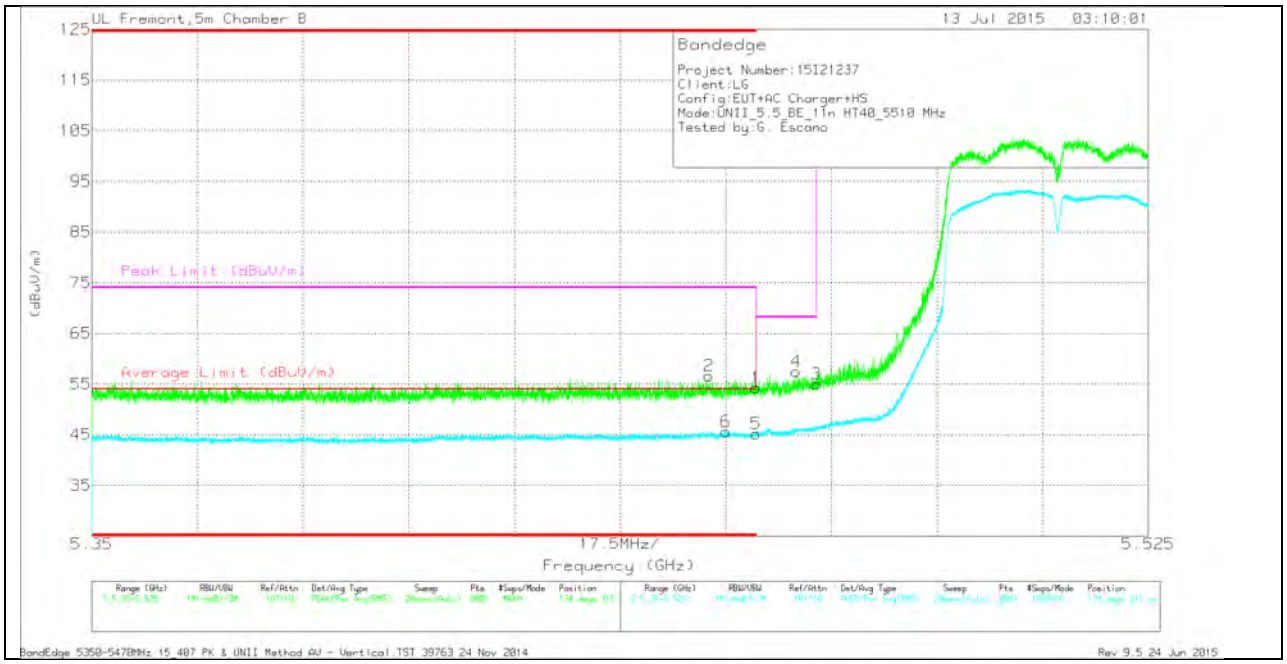

VERTICAL DATA

Marker	Frequency (GHz)	Meter Reading (dBuV)	Det	AF T345 (dB/m)	Amp/Cbl/Flt r/Pad (dB)	DC Corr (dB)	Corrected Reading (dBuV/m)	Average Limit (dBuV/m)	Margin (dB)	Peak Limit (dBuV/m)	PK Margin (dB)	Azimuth (Degs)	Height (cm)	Polarity
1	* 5.46	37.11	Pk	34.5	-17.3	0	54.31	-	-	74	-19.69	134	315	V
2	* 5.452	39.28	Pk	34.5	-17.1	0	56.68	-	-	74	-17.32	134	315	V
5	* 5.46	28	RMS	34.5	-17.3	0.17	45.37	54	-8.63	-	-	134	315	V
6	* 5.455	28.26	RMS	34.5	-17.2	0.17	45.73	54	-8.27	-	-	134	315	V
4	5.467	40.11	Pk	34.5	-17.1	0	57.51	-	-	68.2	-10.69	134	315	V
3	5.47	37.71	Pk	34.5	-17.2	0	55.01	-	-	68.2	-13.19	134	315	V

This report shall not be reproduced except in full, without the written approval of UL Verification Services Inc.

AUTHORIZED BANDEDGE (HIGH CHANNEL)

HORIZONTAL PEAK AND AVERAGE PLOT

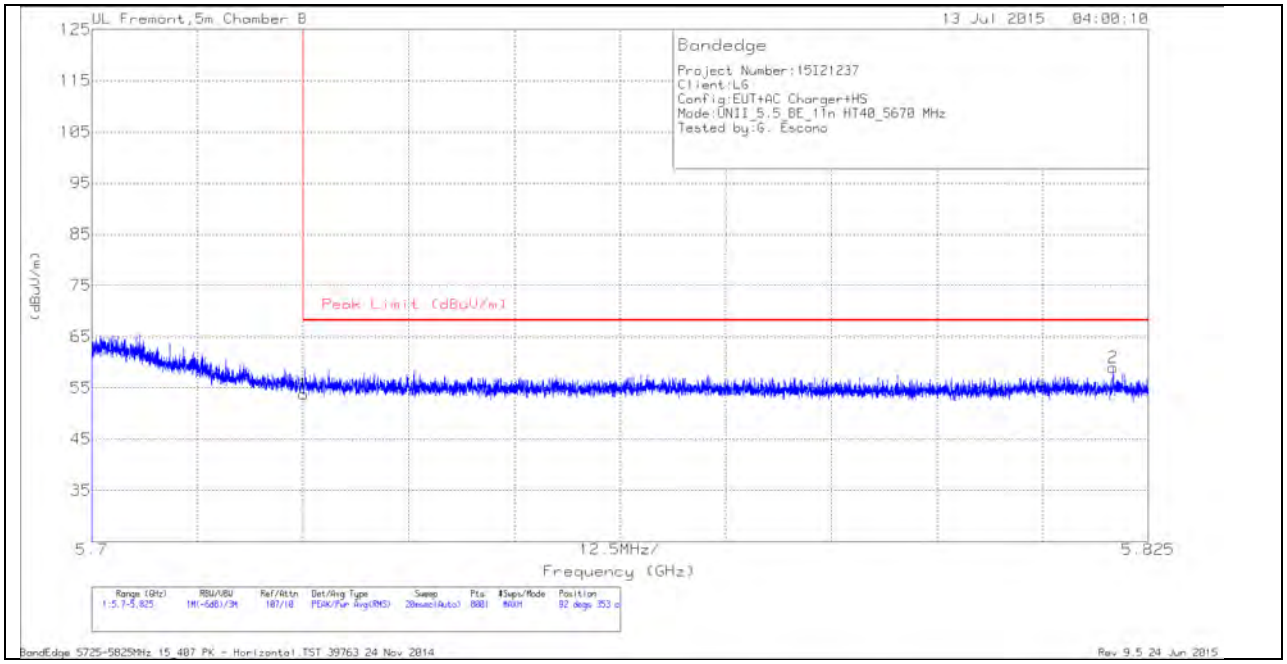

HORIZONTAL DATA

Marker	Frequency (GHz)	Meter Reading (dBuV)	Det	AF T345 (dB/m)	Amp/Cbl/Flt r/Pad (dB)	Corrected Reading (dBuV/m)	Peak Limit (dBuV/m)	PK Margin (dB)	Azimuth (Degs)	Height (cm)	Polarity
1	5.725	35.87	Pk	35	-17.1	53.77	68.2	-14.43	92	353	H
2	5.821	39.81	Pk	35.3	-16.2	58.91	68.2	-9.29	92	353	H

UL VERIFICATION SERVICES INC. FORM NO: CCSUP4701H
47173 BENICIA STREET, FREMONT, CA 94538, USA TEL: (510) 771-1000 FAX: (510) 661-0888
This report shall not be reproduced except in full, without the written approval of UL Verification Services Inc.

VERTICAL PEAK AND AVERAGE PLOT

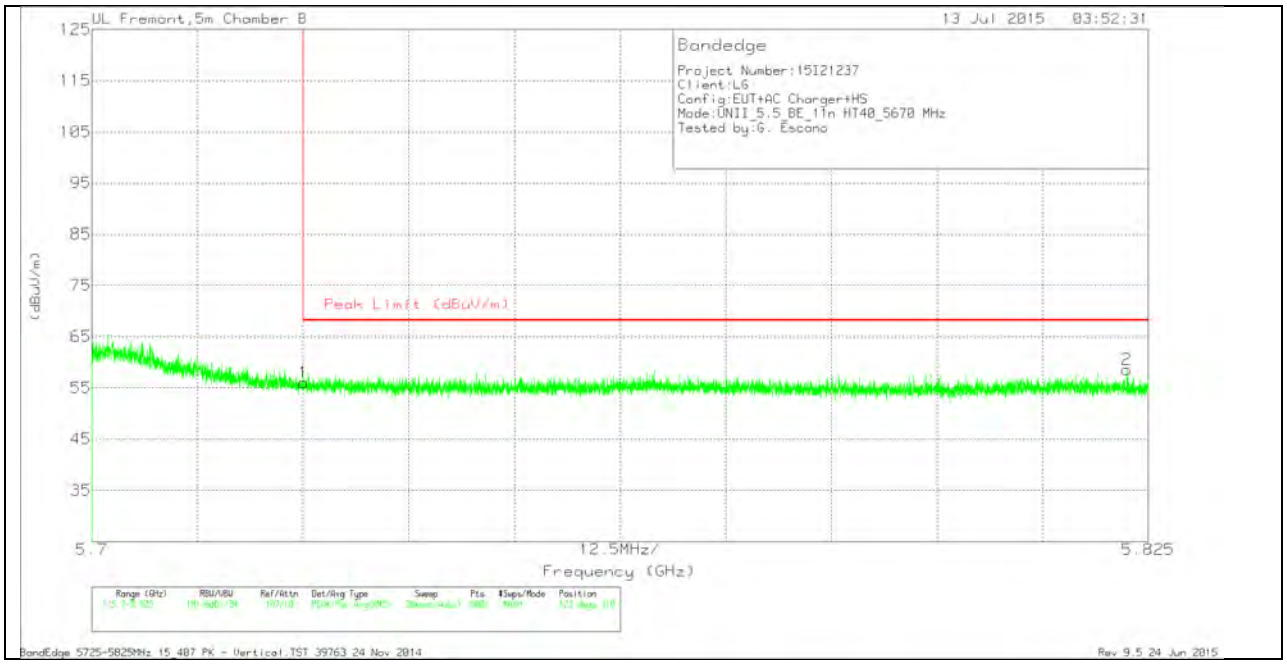

VERTICAL DATA

Marker	Frequency (GHz)	Meter Reading (dBuV)	Det	AF T345 (dB/m)	Amp/Cbl/Flt r/Pad (dB)	Corrected Reading (dBuV/m)	Peak Limit (dBuV/m)	PK Margin (dB)	Azimuth (Degs)	Height (cm)	Polarity
1	5.725	38.15	Pk	35	-17.1	56.05	68.2	-12.15	123	310	V
2	5.822	39.68	Pk	35.3	-16.4	58.58	68.2	-9.62	123	310	V

This report shall not be reproduced except in full, without the written approval of UL Verification Services Inc.

HARMONICS AND SPURIOUS EMISSIONS

LOW CHANNEL HORIZONTAL

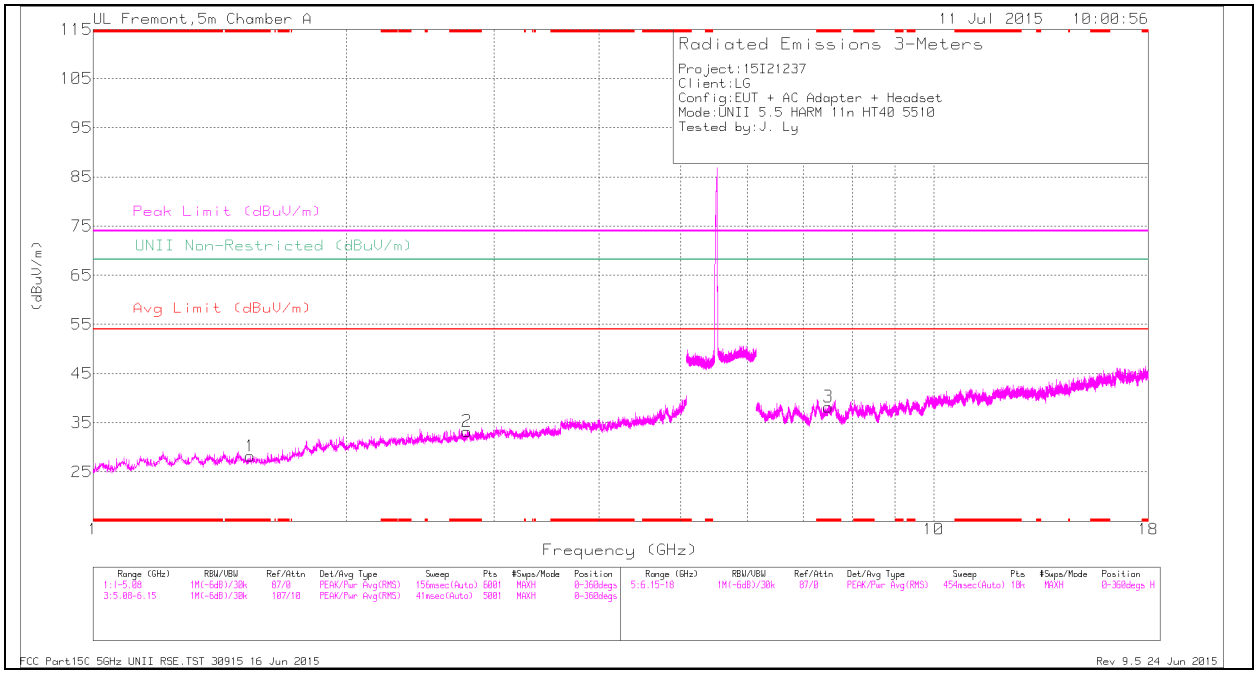

Note: Emission was scanned up to 40GHz; No emissions were detected above the noise floor which was at least 20dB below the specification limit.

This report shall not be reproduced except in full, without the written approval of UL Verification Services Inc.

LOW CHANNEL VERTICAL

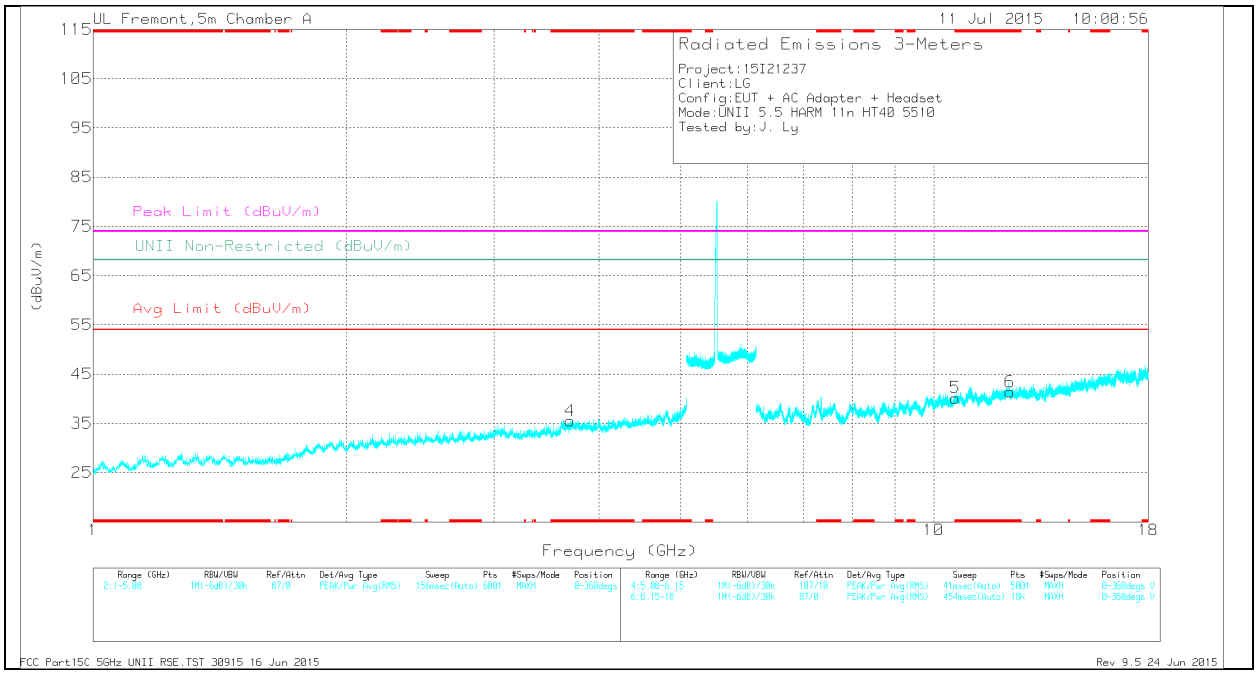

Note: Emission was scanned up to 40GHz; No emissions were detected above the noise floor which was at least 20dB below the specification limit.

This report shall not be reproduced except in full, without the written approval of UL Verification Services Inc.

LOW CHANNEL DATA

TRACE MARKERS

Marker	Frequency (GHz)	Meter Reading (dBuV)	Det	AF T136 (dB/m)	Amp/Cbl/Fltr /Pad (dB)	Corrected Reading (dBuV/m)	Avg Limit (dBuV/m)	Margin (dB)	Peak Limit (dBuV/m)	PK Margin (dB)	UNII Non-Restricted (dBuV/m)	PK Margin (dB)	Azimuth (Degs)	Height (cm)	Polarity
1	* 1.539	35.29	Pk	28	-35.1	28.19	-	-	74	-45.81	-	-	0-360	100	H
2	* 2.784	34.75	Pk	32.4	-33.9	33.25	-	-	74	-40.75	-	-	0-360	100	H
4	* 3.695	35.19	Pk	33.2	-32.9	35.49	-	-	74	-38.51	-	-	0-360	100	V
3	* 7.493	29.14	Pk	35.5	-26.4	38.24	-	-	74	-35.76	-	-	0-360	100	H
5	* 10.61	26.06	Pk	37.7	-23.6	40.16	-	-	74	-33.84	-	-	0-360	200	V
6	* 12.325	25.77	Pk	39	-23.4	41.37	-	-	74	-32.63	-	-	0-360	200	V

PK - Peak detector

RADIATED EMISSIONS

Frequency (GHz)	Meter Reading (dBuV)	Det	AF T136 (dB/m)	Amp/Cbl/Fltr/Pad (dB)	DC (dB)	Corrected Reading (dBuV/m)	Avg Limit (dBuV/m)	Margin (dB)	Peak Limit (dBuV/m)	PK Margin (dB)	UNII Non-Restricted (dBuV/m)	PK Margin (dB)	Azimuth (Degs)	Height (cm)	Polarity
* 1.54	44.1	PK-U	28	-35.1	0	37	-	-	74	-37	-	-	1	100	H
* 1.54	31.83	ADR	28	-35.1	0.17	24.9	54	-29.1	-	-	-	-	1	100	H
* 2.785	42.97	PK-U	32.4	-33.9	0	41.47	-	-	74	-32.53	-	-	1	100	H
* 2.785	31.24	ADR	32.4	-33.9	0.17	29.91	54	--24.09	-	-	-	-	1	100	H
* 3.695	43.14	PK-U	33.2	-32.9	0	43.44	-	-	74	-30.56	-	-	1	100	V
* 3.694	31.5	ADR	33.2	-32.9	0.17	31.97	54	--22.03	-	-	-	-	1	100	V
* 7.491	37.4	PK-U	35.5	-26.5	0	46.4	-	-	74	-27.6	-	-	1	100	H
* 7.494	26.12	ADR	35.5	-26.4	0.17	35.39	54	-18.61	-	-	-	-	1	100	H
* 10.609	34.15	PK-U	37.7	-23.6	0	48.25	-	-	74	-25.75	-	-	1	100	V
* 10.61	23.06	ADR	37.7	-23.6	0.17	37.33	54	-16.67	-	-	-	-	1	100	V
* 12.324	33.69	PK-U	39	-23.4	0	49.29	-	-	74	-24.71	-	-	1	100	V
* 12.326	22.99	ADR	39	-23.5	0.17	38.66	54	-15.34	-	-	-	-	1	100	V

FCC Part15 Subpart C T186 2400MHz Spurious Emissions.TST 12746Rev 9.5 24 Jun 2015

This report shall not be reproduced except in full, without the written approval of UL Verification Services Inc.

MID CHANNEL HORIZONTAL

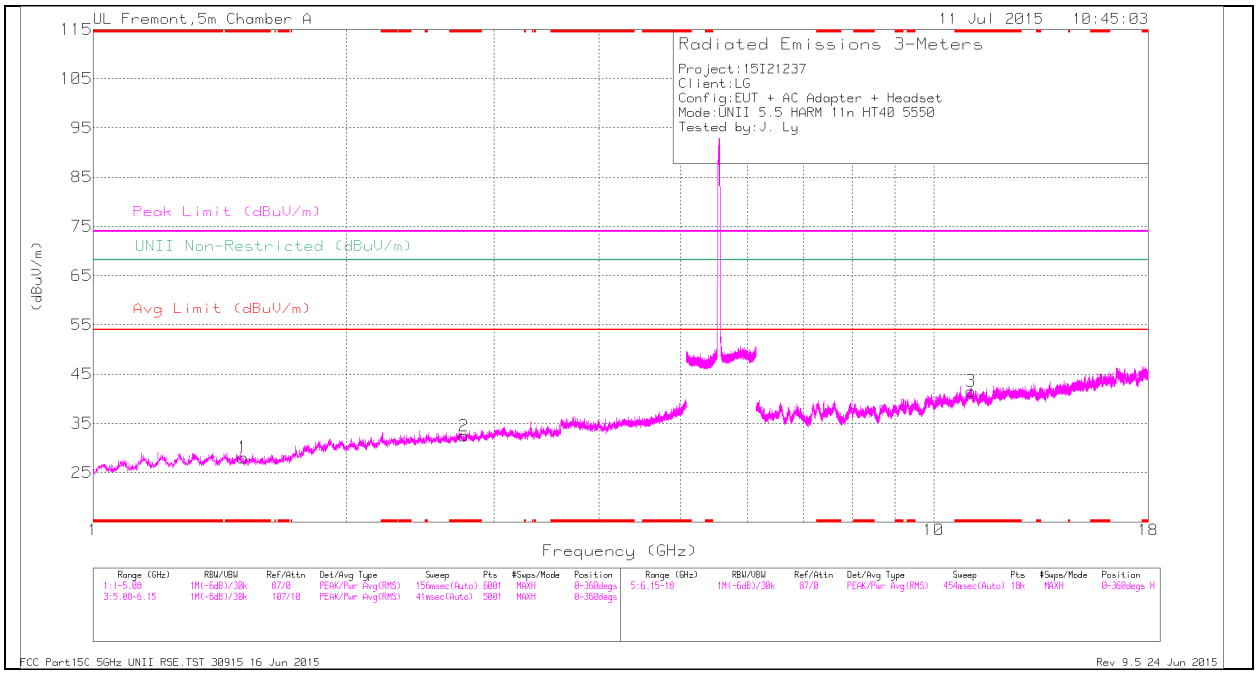

Note: Emission was scanned up to 40GHz; No emissions were detected above the noise floor which was at least 20dB below the specification limit.

This report shall not be reproduced except in full, without the written approval of UL Verification Services Inc.

MID CHANNEL VERTICAL

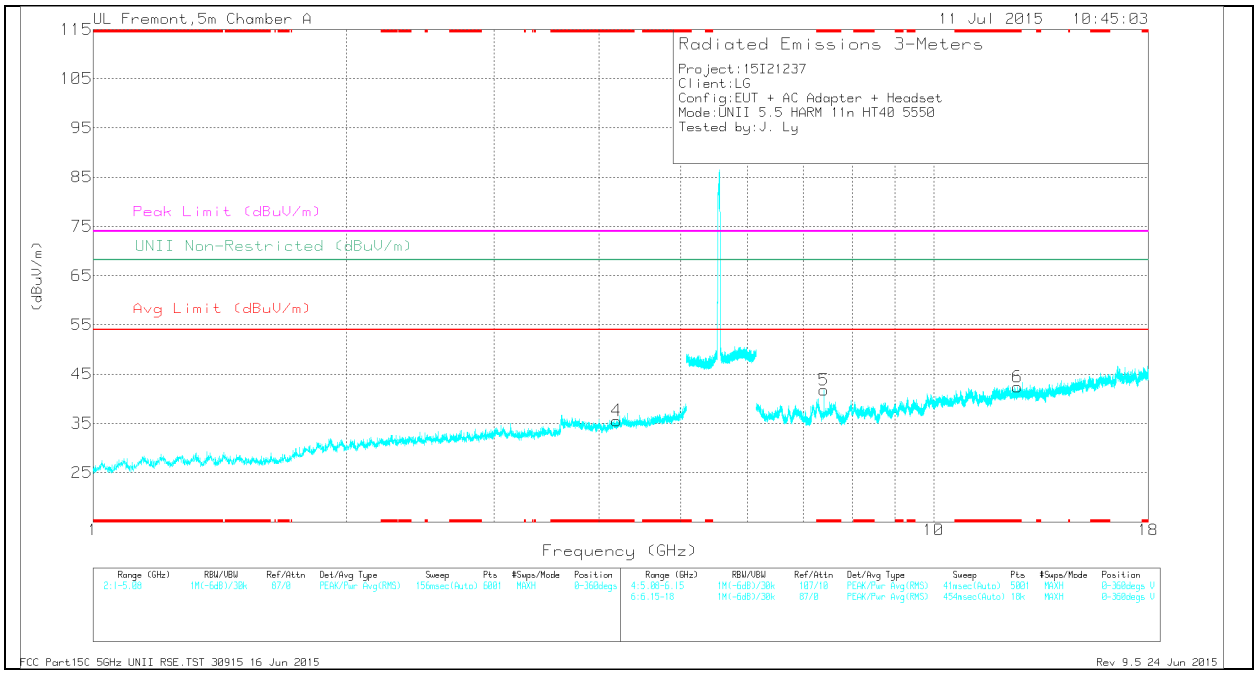

Note: Emission was scanned up to 40GHz; No emissions were detected above the noise floor which was at least 20dB below the specification limit.

This report shall not be reproduced except in full, without the written approval of UL Verification Services Inc.

MID CHANNEL DATA

TRACE MARKERS

Marker	Frequency (GHz)	Meter Reading (dBuV)	Det	AF T136 (dB/m)	Amp/Cbl/Fltr /Pad (dB)	Corrected Reading (dBuV/m)	Avg Limit (dBuV/m)	Margin (dB)	Peak Limit (dBuV/m)	PK Margin (dB)	UNII Non-Restricted (dBuV/m)	PK Margin (dB)	Azimuth (Degs)	Height (cm)	Polarity
1	* 1.508	35.04	Pk	28.1	-35.1	28.04	-	-	74	-45.96	-	-	0-360	201	H
2	* 2.762	33.72	Pk	32.4	-33.7	32.42	-	-	74	-41.58	-	-	0-360	100	H
4	* 4.198	34.14	Pk	33.3	-31.9	35.54	-	-	74	-38.46	-	-	0-360	100	V
3	* 11.081	26.45	Pk	37.9	-22.8	41.55	-	-	74	-32.45	-	-	0-360	100	H
5	* 7.4	33.25	Pk	35.6	-27.1	41.75	-	-	74	-32.25	-	-	0-360	100	V
6	* 12.584	26.58	Pk	39.1	-23.3	42.38	-	-	74	-31.62	-	-	0-360	100	V

PK - Peak detector

RADIATED EMISSIONS

Frequency (GHz)	Meter Reading (dBuV)	Det	AF T136 (dB/m)	Amp/Cbl/Fltr/Pad (dB)	DC (dB)	Corrected Reading (dBuV/m)	Avg Limit (dBuV/m)	Margin (dB)	Peak Limit (dBuV/m)	PK Margin (dB)	UNII Non-Restricted (dBuV/m)	PK Margin (dB)	Azimuth (Degs)	Height (cm)	Polarity
* 1.507	43.68	PK-U	28.1	-35.1	0	36.68	-	-	74	-37.32	-	-	0	100	H
* 1.506	31.84	ADR	28.1	-35.1	0.17	25.01	54	-28.99	-	-	-	-	0	100	H
* 2.761	42.23	PK-U	32.4	-33.7	0	40.93	-	-	74	-33.07	-	-	0	100	H
* 2.763	30.57	ADR	32.4	-33.7	0.17	29.44	54	-24.56	-	-	-	-	0	100	H
* 4.2	41.9	PK-U	33.3	-31.9	0	43.3	-	-	74	-30.7	-	-	0	100	V
* 4.199	30.46	ADR	33.3	-31.9	0.17	32.03	54	-21.97	-	-	-	-	0	100	V
* 11.081	35.24	PK-U	37.9	-22.8	0	50.34	-	-	74	-23.66	-	-	0	100	H
* 11.083	23.52	ADR	37.9	-22.8	0.17	38.79	54	-15.21	-	-	-	-	0	100	H
* 12.586	33.5	PK-U	39.1	-23.3	0	49.3	-	-	74	-23.75	-	-	0	100	V
* 12.584	22.86	ADR	39.1	-23.3	0.17	38.83	54	-15.17	-	-	-	-	0	100	V
* 7.4	37.37	PK-U	35.6	-27.1	0	45.87	-	-	74	-28.13	-	-	0	100	V
* 7.4	28.05	ADR	35.6	-27.1	0.17	36.72	54	-17.28	-	-	-	-	0	100	V

FCC Part15 Subpart C T186 2400MHz Spurious Emissions.TST 12746Rev 9.5 24 Jun 2015

This report shall not be reproduced except in full, without the written approval of UL Verification Services Inc.

HIGH CHANNEL HORIZONTAL

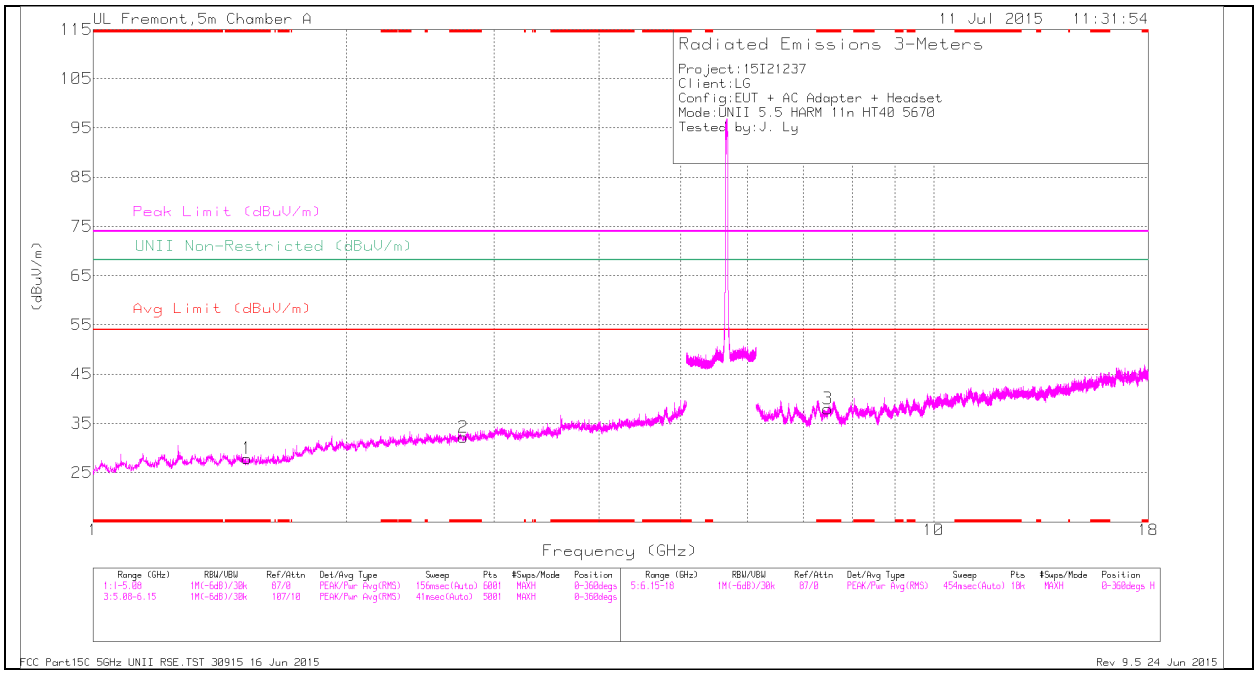

Note: Emission was scanned up to 40GHz; No emissions were detected above the noise floor which was at least 20dB below the specification limit.

This report shall not be reproduced except in full, without the written approval of UL Verification Services Inc.

HIGH CHANNEL VERTICAL

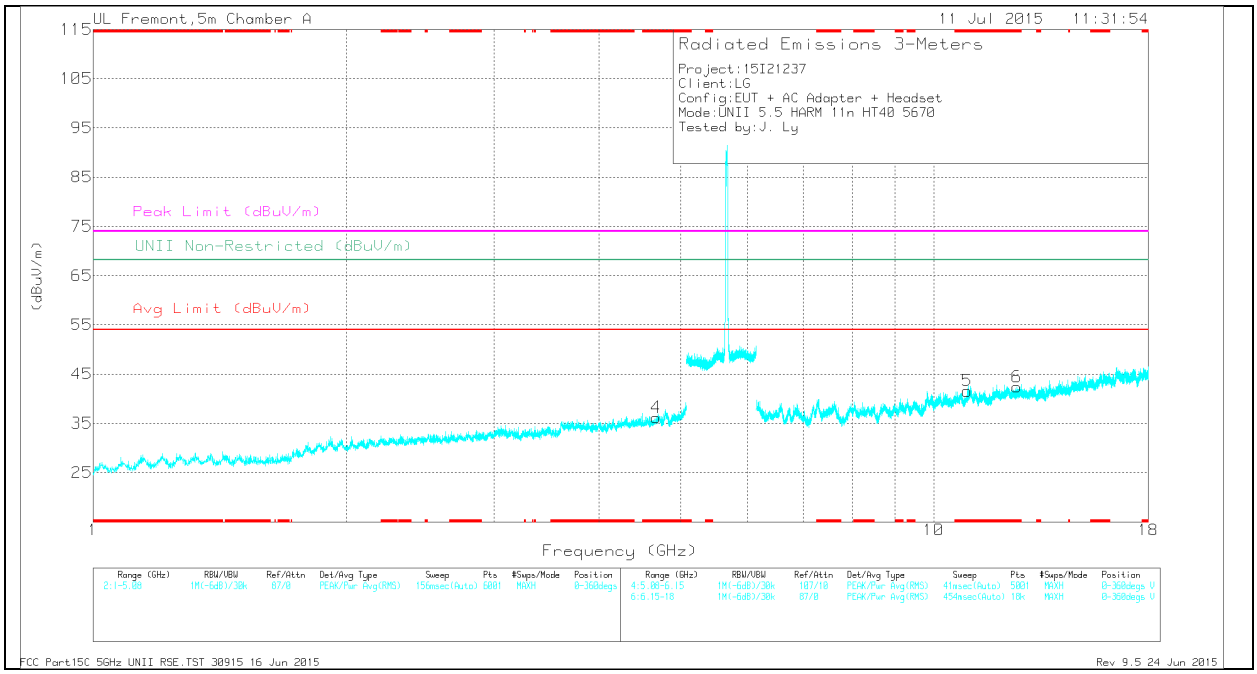

Note: Emission was scanned up to 40GHz; No emissions were detected above the noise floor which was at least 20dB below the specification limit.

This report shall not be reproduced except in full, without the written approval of UL Verification Services Inc.

HIGH CHANNEL DATA

TRACE MARKERS

Marker	Frequency (GHz)	Meter Reading (dBuV)	Det	AF T136 (dB/m)	Amp/Cbl/Fltr /Pad (dB)	Corrected Reading (dBuV/m)	Avg Limit (dBuV/m)	Margin (dB)	Peak Limit (dBuV/m)	PK Margin (dB)	UNII Non-Restricted (dBuV/m)	PK Margin (dB)	Azimuth (Degs)	Height (cm)	Polarity
1	* 1.526	34.98	Pk	28	-35.1	27.88	-	-	74	-46.12	-	-	0-360	100	H
2	* 2.755	33.59	Pk	32.3	-33.7	32.19	-	-	74	-41.81	-	-	0-360	100	H
4	* 4.678	32.68	Pk	34.1	-30.6	36.18	-	-	74	-37.82	-	-	0-360	100	V
3	* 7.481	29.18	Pk	35.5	-26.7	37.98	-	-	74	-36.02	-	-	0-360	201	H
5	* 10.957	27.29	Pk	37.8	-23.5	41.59	-	-	74	-32.41	-	-	0-360	100	V
6	* 12.563	26.71	Pk	39.1	-23.4	42.41	-	-	74	-31.59	-	-	0-360	200	V

PK - Peak detector

RADIATED EMISSIONS

Frequency (GHz)	Meter Reading (dBuV)	Det	AF T136 (dB/m)	Amp/Cbl/Fltr/Pad (dB)	DC (dB)	Corrected Reading (dBuV/m)	Avg Limit (dBuV/m)	Margin (dB)	Peak Limit (dBuV/m)	PK Margin (dB)	UNII Non-Restricted (dBuV/m)	PK Margin (dB)	Azimuth (Degs)	Height (cm)	Polarity
* 1.526	43.62	PK-U	28	-35.1	0	36.52	-	-	74	-37.48	-	-	1	100	H
* 1.526	31.69	ADR	28	-35.1	0.17	24.76	54	-29.24	-	-	-	-	1	100	H
* 2.753	42.45	PK-U	32.3	-33.7	0	41.05	-	-	74	-32.95	-	-	1	100	H
* 2.755	30.56	ADR	32.3	-33.7	0.17	29.33	54	-24.67	-	-	-	-	1	100	H
* 4.677	40.72	PK-U	34.1	-30.6	0	44.22	-	-	74	-29.78	-	-	1	100	V
* 4.679	29.31	ADR	34.1	-30.6	0.17	32.98	54	-21.02	-	-	-	-	1	100	V
* 7.482	37.14	PK-U	35.5	-26.7	0	45.94	-	-	74	-28.06	-	-	1	100	H
* 7.483	26.14	ADR	35.5	-26.7	0.17	35.11	54	-18.89	-	-	-	-	1	100	H
* 10.958	34.19	PK-U	37.8	-23.5	0	48.49	-	-	74	-25.51	-	-	1	100	V
* 10.956	23.39	ADR	37.8	-23.5	0.17	37.86	54	-16.14	-	-	-	-	1	100	V
* 12.564	33.69	PK-U	39.1	-23.4	0	49.39	-	-	74	-24.61	-	-	0	100	V
* 12.563	22.73	ADR	39.1	-23.4	0.17	38.6	54	-15.4	-	-	-	-	1	100	V

FCC Part15 Subpart C T186 2400MHz Spurious Emissions.TST 12746Rev 9.5 24 Jun 2015

UL VERIFICATION SERVICES INC. FORM NO: CCSUP4701H
47173 BENICIA STREET, FREMONT, CA 94538, USA TEL: (510) 771-1000 FAX: (510) 661-0888
This report shall not be reproduced except in full, without the written approval of UL Verification Services Inc.

CHANNEL 142 HORIZONTAL

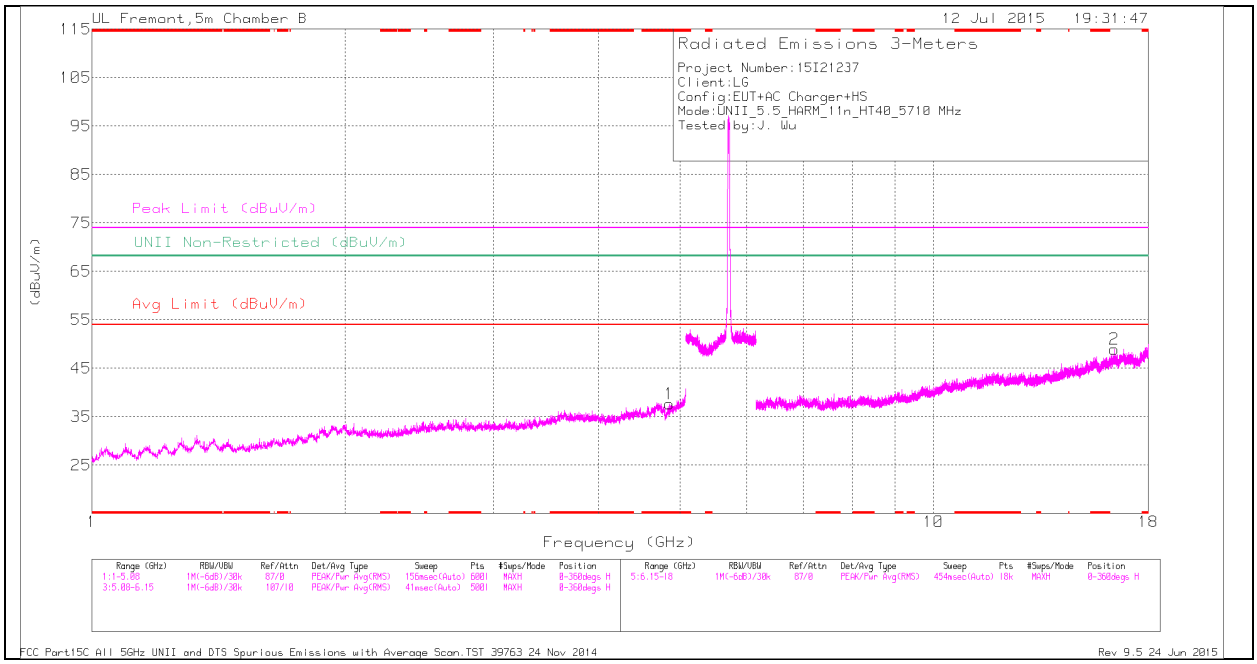

Note: Emission was scanned up to 40GHz; No emissions were detected above the noise floor which was at least 20dB below the specification limit.

This report shall not be reproduced except in full, without the written approval of UL Verification Services Inc.

CHANNEL 142 VERTICAL

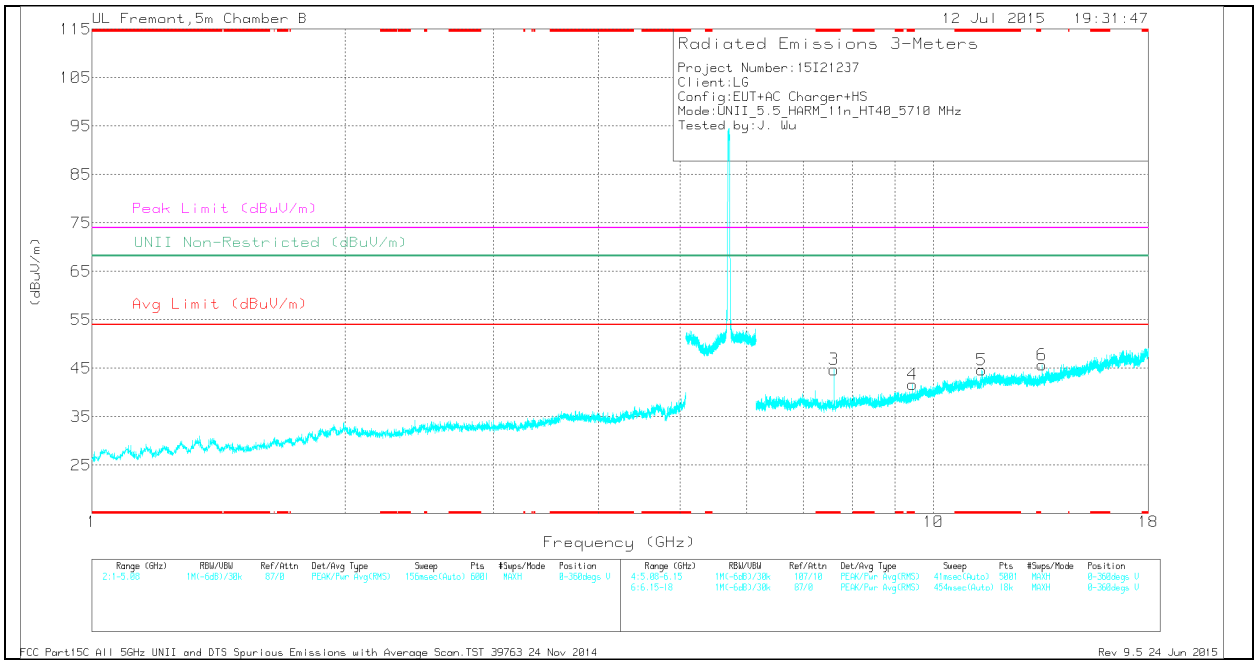

Note: Emission was scanned up to 40GHz; No emissions were detected above the noise floor which was at least 20dB below the specification limit.

This report shall not be reproduced except in full, without the written approval of UL Verification Services Inc.

CHANNEL 142 DATA

TRACE MARKERS

Marker	Frequency (GHz)	Meter Reading (dBuV)	Det	AF T345 (dB/m)	Amp/Cbl/ Fltr/Pad (dB)	DC Corr (dB)	Corrected Reading (dBuV/m)	Avg Limit (dBuV/m)	Margin (dB)	Peak Limit (dBuV/m)	PK Margin (dB)	UNII Non-Restricted (dBuV/m)	PK Margin (dB)	Azimuth (Degs)	Height (cm)	Polarity
1	* 4.856	32.18	Pk	34.2	-28.7	0	37.68	-	-	74	-36.32	68.2	-30.52	0-360	101	H
3	* 7.613	35.73	Pk	35.4	-26.4	0	44.73	-	-	74	-29.27	68.2	-23.47	0-360	101	V
4	* 9.443	28.84	Pk	36.4	-23.6	0	41.64	-	-	74	-32.36	68.2	-26.56	0-360	101	V
5	* 11.414	28.23	Pk	38.1	-21.7	0	44.63	-	-	74	-29.37	68.2	-23.57	0-360	101	V
6	13.454	27.49	Pk	38.9	-20.7	0	45.69	-	-	74	-28.31	68.2	-22.51	0-360	101	V
2	16.402	26.21	Pk	41.2	-18.5	0	48.91	-	-	74	-25.09	68.2	-19.29	0-360	101	H

PK - Peak detector

RADIATED EMISSIONS

Frequency (GHz)	Meter Reading (dBuV)	Det	AF T345 (dB/m)	Amp/Cbl/Fl tr/Pad (dB)	DC Corr (dB)	Corrected Reading (dBuV/m)	Avg Limit (dBuV/m)	Margin (dB)	Peak Limit (dBuV/m)	PK Margin (dB)	UNII Non-Restricted (dBuV/m)	PK Margin (dB)	Azimuth (Degs)	Height (cm)	Polarity
* 4.856	39.64	PK-U	34.2	-28.7	0	45.14	-	-	74	-28.86	68.2	-23.06	32	101	H
* 4.854	27.6	ADR	34.2	-28.8	0.17	33.17	54	-20.83	-	-	-	-	32	101	H
* 7.613	41.43	PK-U	35.4	-26.4	0	50.43	-	-	74	-23.57	68.2	-17.77	281	106	V
* 7.613	35.65	ADR	35.4	-26.4	0.17	44.82	54	-9.18	-	-	-	-	281	106	V
* 9.441	35.82	PK-U	36.4	-23.6	0	48.62	-	-	74	-25.38	68.2	-19.58	94	209	V
* 9.442	23.55	ADR	36.4	-23.6	0.17	36.52	54	-17.48	-	-	-	-	94	209	V
* 11.413	36.72	PK-U	38.1	-21.8	0	53.02	-	-	74	-20.98	68.2	-15.18	108	102	V
* 11.415	25.75	ADR	38.1	-21.7	0.17	42.32	54	-11.68	-	-	-	-	108	102	V
13.456	33.3	PK-U	38.9	-20.7	0	51.5	-	-	-	-	68.2	-16.7	295	156	V
16.403	32.41	PK-U	41.2	-18.5	0	55.11	-	-	-	-	68.2	-13.09	39	101	H

FCC Part15 Subpart C T186 2400MHz Spurious Emissions.TST 12746Rev 9.5 24 Jun 2015

This report shall not be reproduced except in full, without the written approval of UL Verification Services Inc.

11.2.4. TX ABOVE 1 GHz 802.11ac HT80 MODE IN THE 5.5 GHz BAND RESTRICTED BANDEDGE (LOW CHANNEL)

LOWER EDGE, HORIZONTAL PEAK AND AVERAGE PLOT

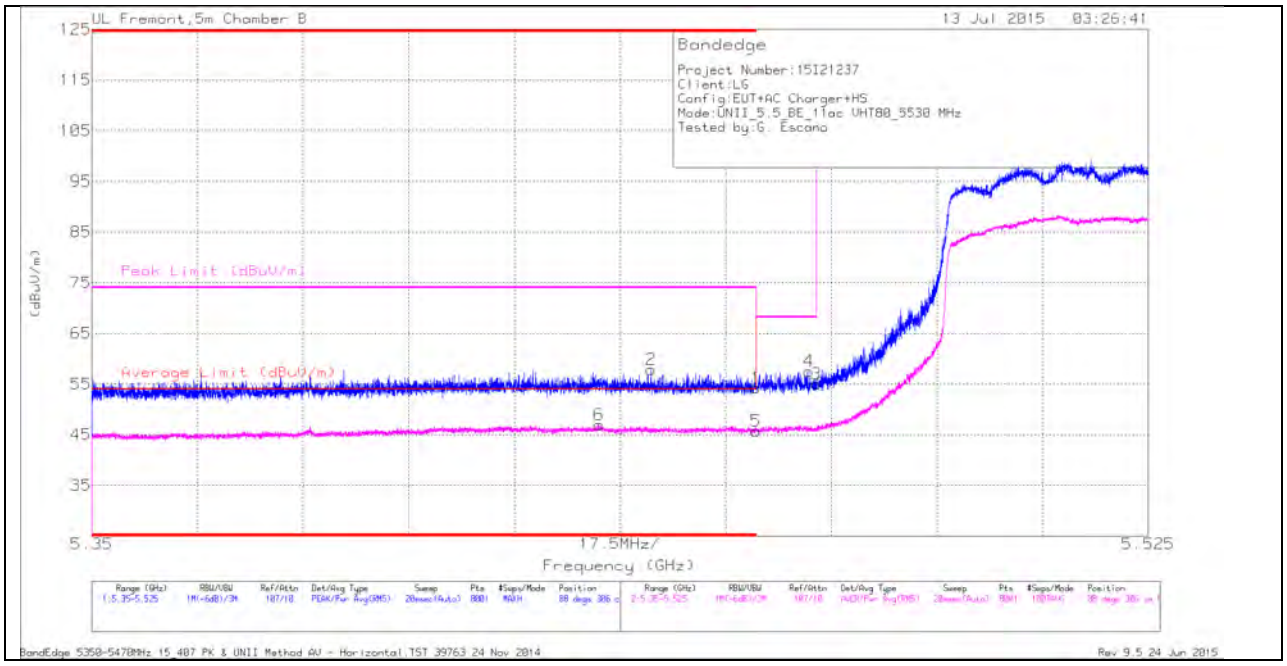

HORIZONTAL DATA

Marker	Frequency (GHz)	Meter Reading (dBuV)	Det	AF T345 (dB/m)	Amp/Cbl/Flt r/Pad (dB)	DC Corr (dB)	Corrected Reading (dBuV/m)	Average Limit (dBuV/m)	Margin (dB)	Peak Limit (dBuV/m)	PK Margin (dB)	Azimuth (Degs)	Height (cm)	Polarity
1	* 5.46	37.08	Pk	34.5	-17.3	0	54.28	-	-	74	-19.72	88	306	H
2	* 5.443	40.8	Pk	34.5	-17.4	0	57.9	-	-	74	-16.1	88	306	H
5	* 5.46	28.45	RMS	34.5	-17.3	.09	45.74	54	-8.26	-	-	88	306	H
6	* 5.434	29.29	RMS	34.5	-16.9	.09	46.98	54	-7.02	-	-	88	306	H
4	5.469	40.35	Pk	34.5	-17.3	0	57.55	-	-	68.2	-10.65	88	306	H
3	5.47	37.71	Pk	34.5	-17.2	0	55.01	-	-	68.2	-13.19	88	306	H

This report shall not be reproduced except in full, without the written approval of UL Verification Services Inc.

LOWER EDGE, VERTICAL PEAK AND AVERAGE PLOT

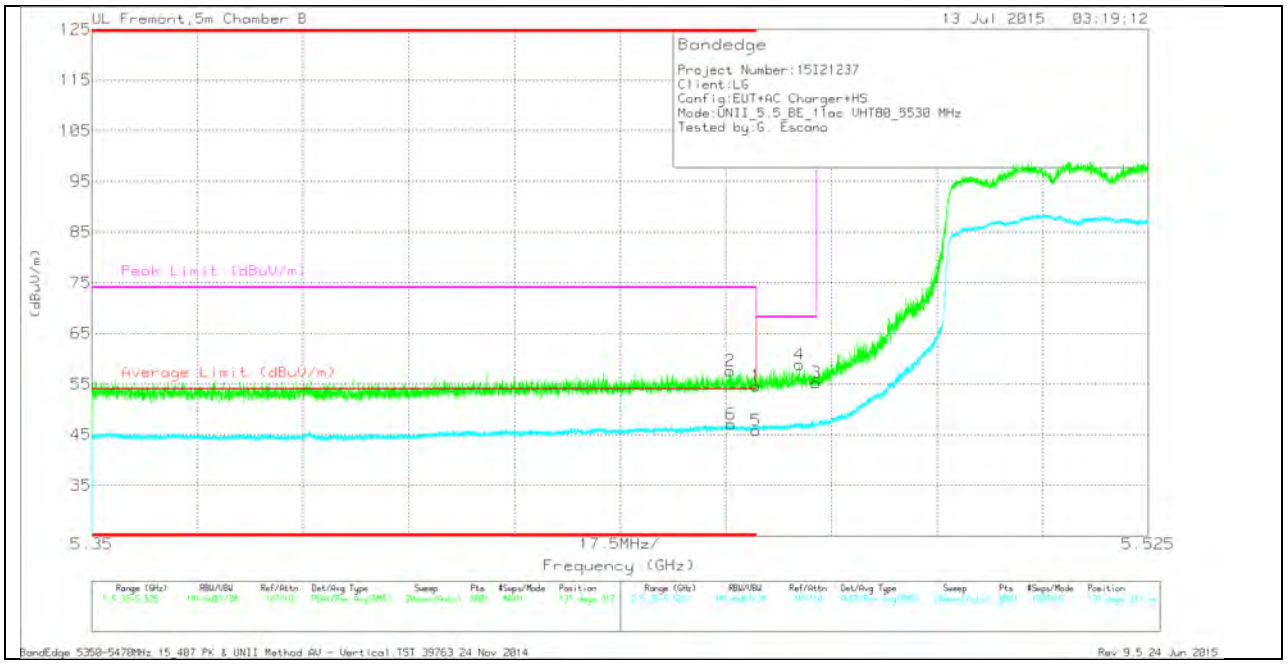

VERTICAL DATA

Marker	Frequency (GHz)	Meter Reading (dBuV)	Det	AF T345 (dB/m)	Amp/Cbl/Flt r/Pad (dB)	DC Corr (dB)	Corrected Reading (dBuV/m)	Average Limit (dBuV/m)	Margin (dB)	Peak Limit (dBuV/m)	PK Margin (dB)	Azimuth (Degs)	Height (cm)	Polarity
1	* 5.46	37.45	Pk	34.5	-17.3	0	54.65	-	-	74	-19.35	131	317	V
2	* 5.456	40.18	Pk	34.5	-17.1	0	57.58	-	-	74	-16.42	131	317	V
5	* 5.46	28.55	RMS	34.5	-17.3	.09	45.84	54	-8.16	-	-	131	317	V
6	* 5.456	29.58	RMS	34.5	-17.1	.09	47.07	54	-6.93	-	-	131	317	V
4	5.467	41.5	Pk	34.5	-17.1	0	58.9	-	-	68.2	-9.3	131	317	V
3	5.47	37.98	Pk	34.5	-17.2	0	55.28	-	-	68.2	-12.92	131	317	V

This report shall not be reproduced except in full, without the written approval of UL Verification Services Inc.

HIGHER EDGE, HORIZONTAL PEAK AND AVERAGE PLOT

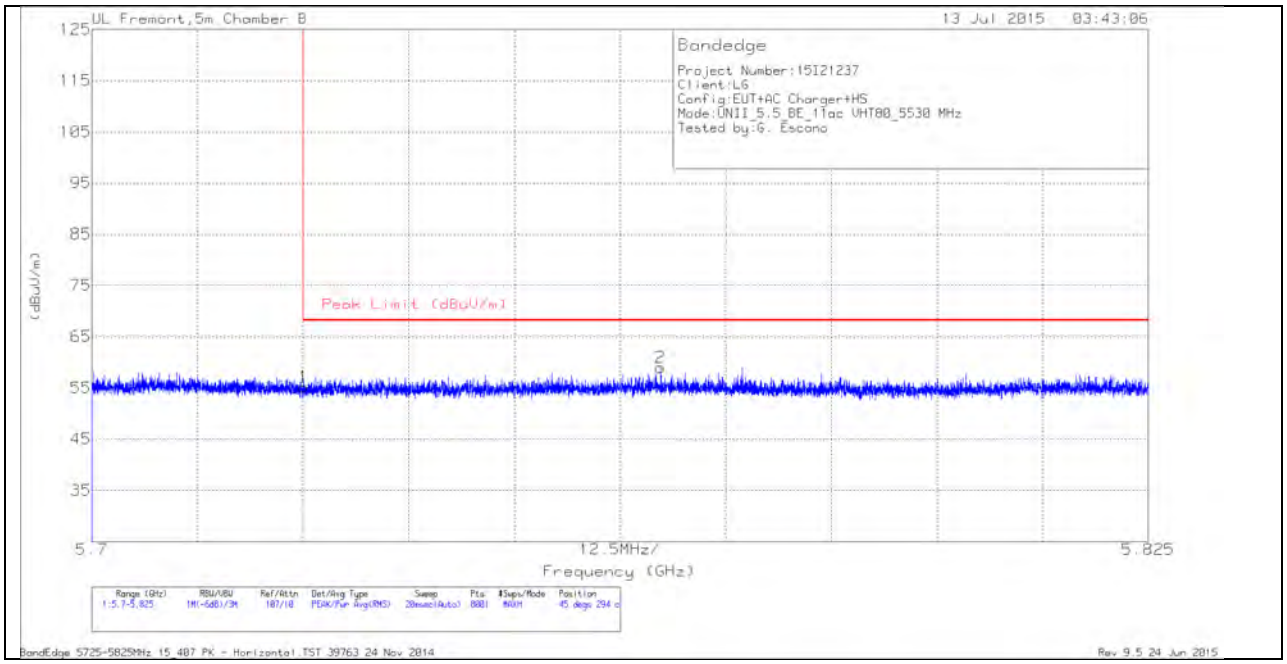

HORIZONTAL DATA

Marker	Frequency (GHz)	Meter Reading (dBuV)	Det	AF T345 (dB/m)	Amp/Cbl/Flt r/Pad (dB)	Corrected Reading (dBuV/m)	Peak Limit (dBuV/m)	PK Margin (dB)	Azimuth (Degs)	Height (cm)	Polarity
1	5.725	37.2	Pk	35	-17.1	55.1	68.2	-13.1	45	294	H
2	5.767	40.07	Pk	35.1	-16.2	58.97	68.2	-9.23	45	294	H

This report shall not be reproduced except in full, without the written approval of UL Verification Services Inc.

LOWER EDGE, VERTICAL PEAK AND AVERAGE PLOT

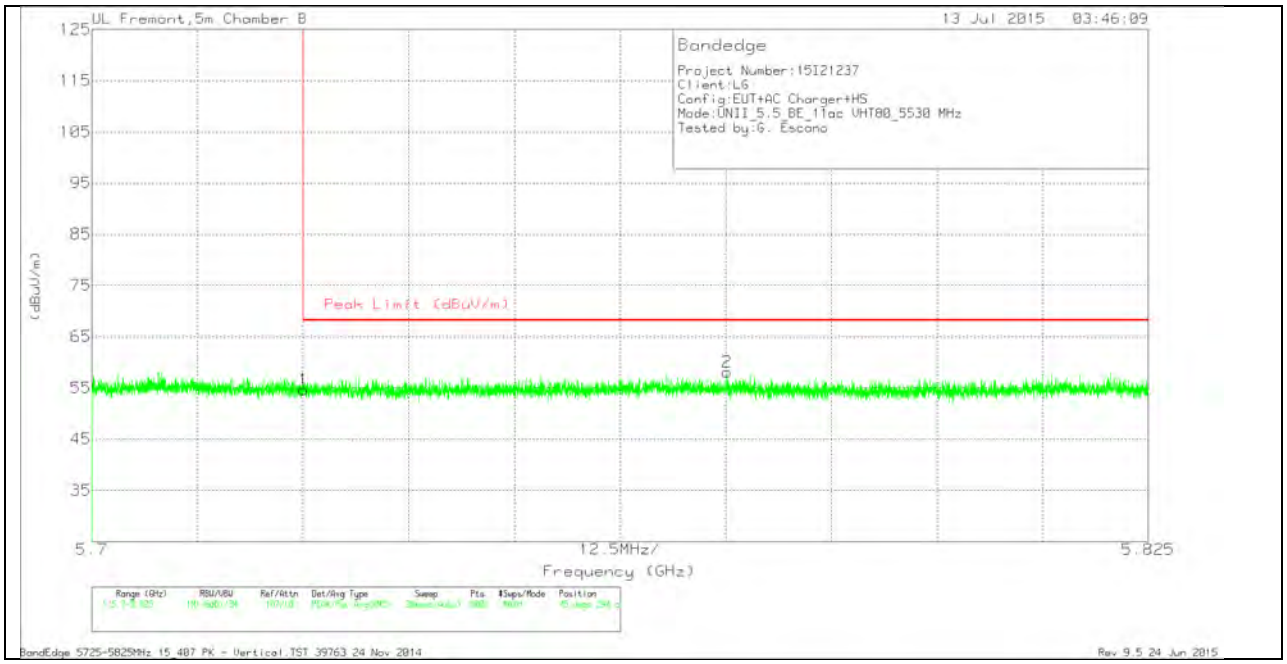

VERTICAL DATA

Marker	Frequency (GHz)	Meter Reading (dBuV)	Det	AF T345 (dB/m)	Amp/Cbl/Flt r/Pad (dB)	Corrected Reading (dBuV/m)	Peak Limit (dBuV/m)	PK Margin (dB)	Azimuth (Degs)	Height (cm)	Polarity
1	5.725	36.78	Pk	35	-17.1	54.68	68.2	-13.52	45	294	V
2	5.775	39.55	Pk	35.1	-16.6	58.05	68.2	-10.15	45	294	V

This report shall not be reproduced except in full, without the written approval of UL Verification Services Inc.

HARMONICS AND SPURIOUS EMISSIONS

LOW CHANNEL HORIZONTAL

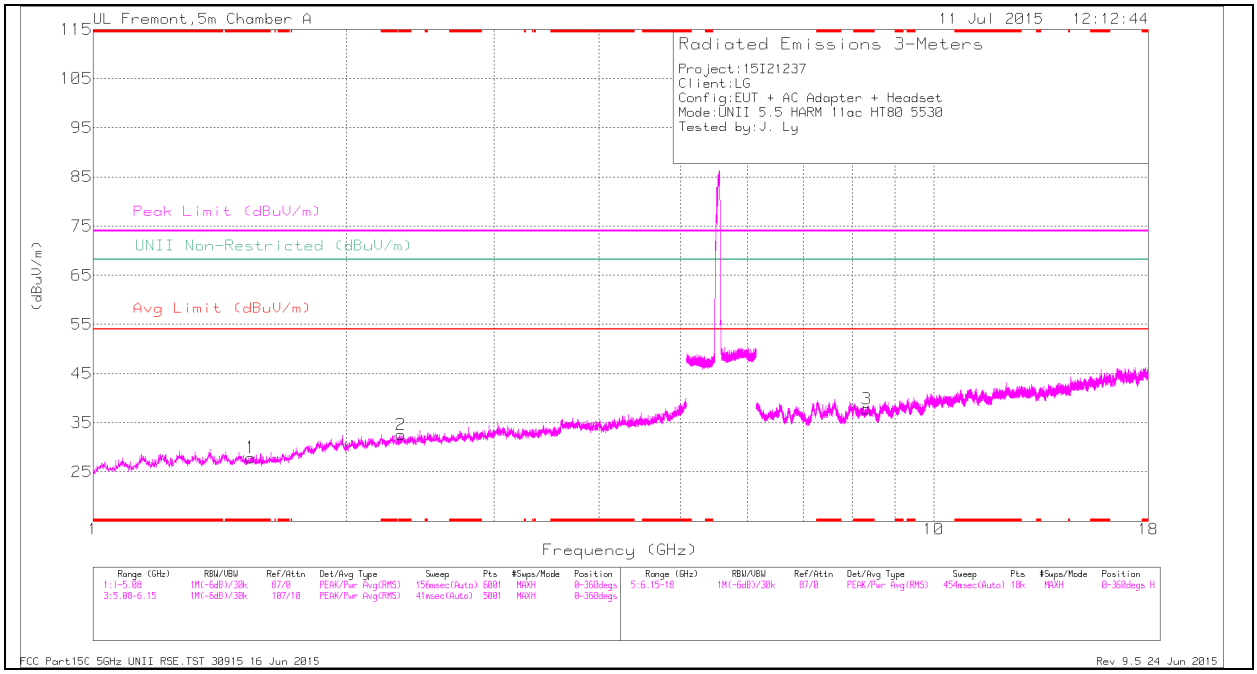

Note: Emission was scanned up to 40GHz; No emissions were detected above the noise floor which was at least 20dB below the specification limit.

This report shall not be reproduced except in full, without the written approval of UL Verification Services Inc.

LOW CHANNEL VERTICAL

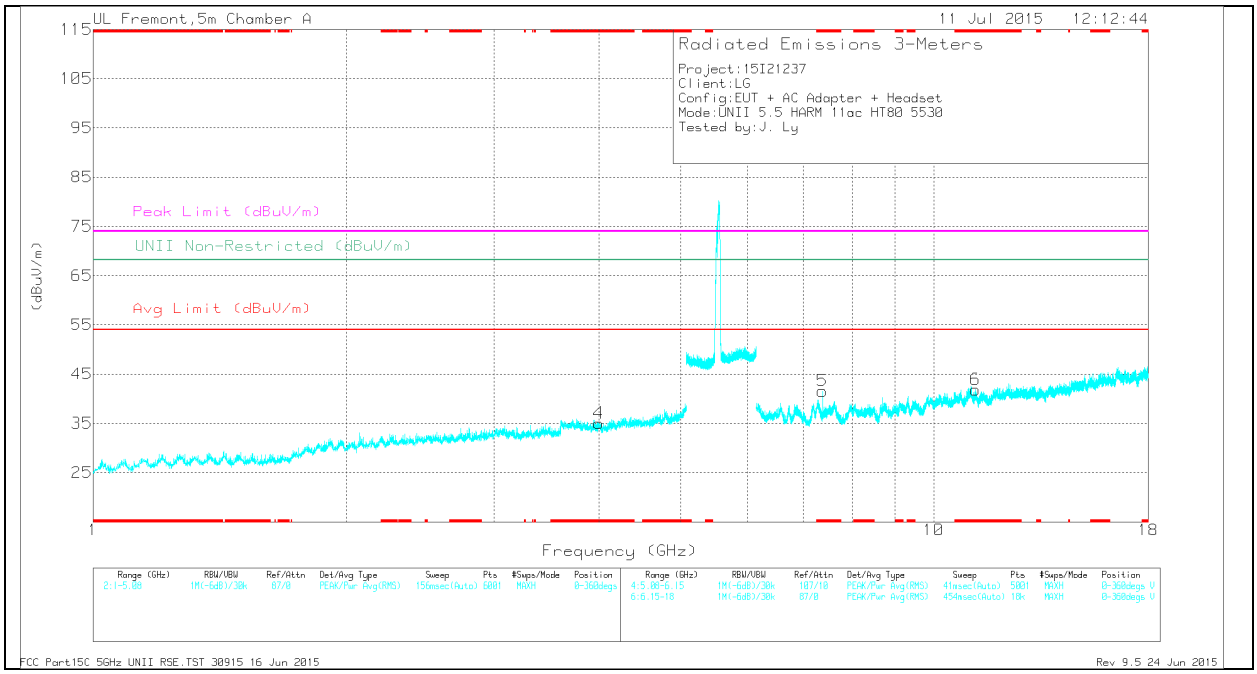

Note: Emission was scanned up to 40GHz; No emissions were detected above the noise floor which was at least 20dB below the specification limit.

This report shall not be reproduced except in full, without the written approval of UL Verification Services Inc.

LOW CHANNEL DATA

TRACE MARKERS

Marker	Frequency (GHz)	Meter Reading (dBuV)	Det	AF T136 (dB/m)	Amp/Cbl/ Fltr/Pad (dB)	DC Corr (dB)	Corrected Reading (dBuV/m)	Avg Limit (dBuV/m)	Margin (dB)	Peak Limit (dBuV/m)	PK Margin (dB)	UNII Non-Restricted (dBuV/m)	PK Margin (dB)	Azimuth (Degs)	Height (cm)	Polarity
1	* 1.541	34.99	Pk	28	-35.1	0	27.89	-	-	74	-46.11	-	-	0-360	201	H
2	* 2.326	35.37	Pk	31.9	-34.7	0	32.57	-	-	74	-41.43	-	-	0-360	100	H
4	* 3.995	33.22	Pk	33.3	-31.5	0	35.02	-	-	74	-38.98	-	-	0-360	100	V
3	* 8.323	28.41	Pk	35.7	-26.3	0	37.81	-	-	74	-36.19	-	-	0-360	201	H
5	* 7.373	32.98	Pk	35.5	-26.9	0	41.58	-	-	74	-32.42	-	-	0-360	100	V
6	* 11.204	26.75	Pk	37.8	-22.7	0	41.85	-	-	74	-32.15	-	-	0-360	200	V

PK - Peak detector

RADIATED EMISSIONS

Frequency (GHz)	Meter Reading (dBuV)	Det	AF T136 (dB/m)	Amp/Cbl/Fl tr/Pad (dB)	DC Corr (dB)	Corrected Reading (dBuV/m)	Avg Limit (dBuV/m)	Margin (dB)	Peak Limit (dBuV/m)	PK Margin (dB)	UNII Non-Restricted (dBuV/m)	PK Margin (dB)	Azimuth (Degs)	Height (cm)	Polarity
* 1.54	43.58	PK-U	28	-35.1	0	36.48	-	-	74	-37.52	-	-	1	100	H
* 1.542	31.93	ADR	28	-35.2	.09	24.82	54	-29.18	-	-	-	-	1	100	H
* 2.327	43.52	PK-U	31.9	-34.7	0	40.72	-	-	74	-33.28	-	-	1	100	H
* 2.326	31.62	ADR	31.9	-34.7	.09	28.91	54	-25.09	-	-	-	-	1	100	H
* 3.996	42.56	PK-U	33.3	-31.5	0	44.36	-	-	74	-29.64	-	-	1	100	V
* 3.995	30.25	ADR	33.3	-31.5	.09	32.14	54	-21.86	-	-	-	-	1	100	V
* 8.322	36.92	PK-U	35.7	-26.3	0	46.32	-	-	74	-27.68	-	-	1	100	H
* 8.323	25.33	ADR	35.7	-26.3	.09	34.82	54	-19.18	-	-	-	-	1	100	H
* 11.205	34.08	PK-U	37.8	-22.7	0	49.18	-	-	74	-24.82	-	-	1	100	V
* 11.203	23.37	ADR	37.8	-22.8	.09	38.46	54	-15.54	-	-	-	-	1	100	V
* 7.373	38.9	PK-U	35.5	-26.9	0	47.5	-	-	74	-26.5	-	-	235	102	V
* 7.373	31.13	ADR	35.5	-26.9	.09	39.82	54	-14.18	-	-	-	-	235	102	V

FCC Part15 Subpart C T186 2400MHz Spurious Emissions.TST 12746Rev 9.5 24 Jun 2015

UL VERIFICATION SERVICES INC. FORM NO: CCSUP4701H
47173 BENICIA STREET, FREMONT, CA 94538, USA TEL: (510) 771-1000 FAX: (510) 661-0888
This report shall not be reproduced except in full, without the written approval of UL Verification Services Inc.

CHANNEL 138 HORIZONTAL

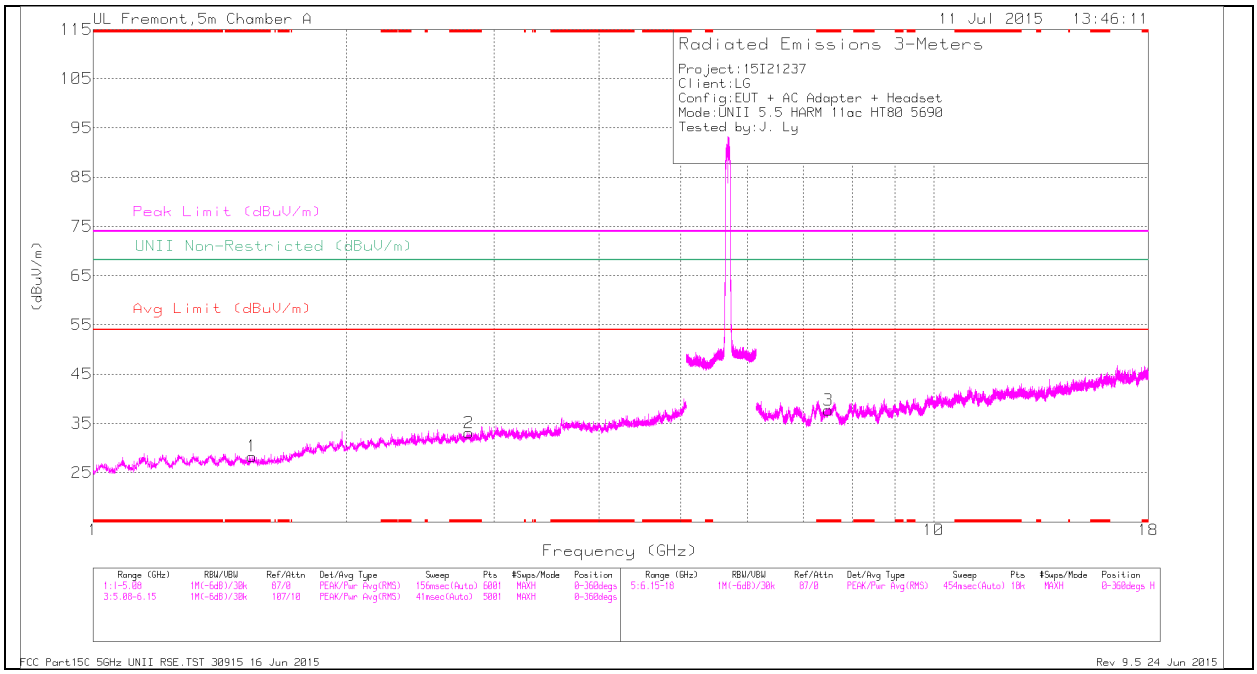

Note: Emission was scanned up to 40GHz; No emissions were detected above the noise floor which was at least 20dB below the specification limit.

This report shall not be reproduced except in full, without the written approval of UL Verification Services Inc.

CHANNEL 138 VERTICAL

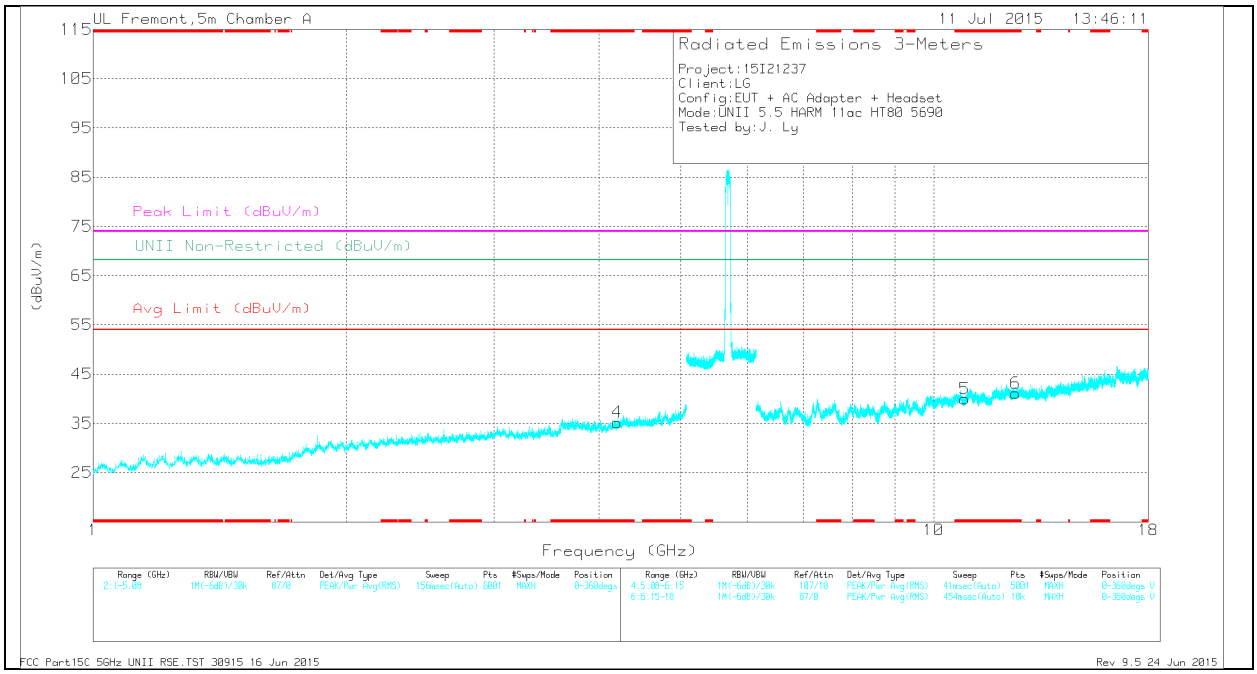

Note: Emission was scanned up to 40GHz; No emissions were detected above the noise floor which was at least 20dB below the specification limit.

This report shall not be reproduced except in full, without the written approval of UL Verification Services Inc.

CHANNEL 138 DATA

TRACE MARKERS

Marker	Frequency (GHz)	Meter Reading (dBuV)	Det	AF T136 (dB/m)	Amp/Cbl/ Fltr/Pad (dB)	DC Corr (dB)	Corrected Reading (dBuV/m)	Avg Limit (dBuV/m)	Margin (dB)	Peak Limit (dBuV/m)	PK Margin (dB)	UNII Non-Restricted (dBuV/m)	PK Margin (dB)	Azimuth (Degs)	Height (cm)	Polarity
1	* 1.545	35.48	Pk	28	-35.2	0	28.28	-	-	74	-45.72	-	-	0-360	201	H
2	* 2.801	34.68	Pk	32.4	-34	0	33.08	-	-	74	-40.92	-	-	0-360	201	H
4	* 4.205	33.68	Pk	33.3	-31.8	0	35.18	-	-	74	-38.82	-	-	0-360	100	V
3	* 7.496	28.59	Pk	35.5	-26.4	0	37.69	-	-	74	-36.31	-	-	0-360	201	H
5	* 10.885	25.98	Pk	37.8	-23.8	0	39.98	-	-	74	-34.02	-	-	0-360	200	V
6	* 12.519	25.22	Pk	39.1	-23.2	0	41.12	-	-	74	-32.88	-	-	0-360	200	V

PK - Peak detector

RADIATED EMISSIONS

Frequency (GHz)	Meter Reading (dBuV)	Det	AF T136 (dB/m)	Amp/Cbl/Fl tr/Pad (dB)	DC Corr (dB)	Corrected Reading (dBuV/m)	Avg Limit (dBuV/m)	Margin (dB)	Peak Limit (dBuV/m)	PK Margin (dB)	UNII Non-Restricted (dBuV/m)	PK Margin (dB)	Azimuth (Degs)	Height (cm)	Polarity
* 1.547	44.58	PK-U	28	-35.2	0	37.38	-	-	74	-36.62	-	-	1	100	H
* 1.546	31.85	ADR	28	-35.2	.09	24.74	54	-29.26	-	-	-	-	1	100	H
* 2.803	43.03	PK-U	32.5	-34	0	41.53	-	-	74	-32.47	-	-	1	100	H
* 2.8	31.18	ADR	32.4	-34	.09	29.67	54	-24.33	-	-	-	-	1	100	H
* 4.203	41.67	PK-U	33.3	-31.8	0	43.17	-	-	74	-30.83	-	-	1	100	V
* 4.206	30.23	ADR	33.3	-31.8	.09	31.82	54	-22.18	-	-	-	-	1	100	V
* 7.497	37.14	PK-U	35.5	-26.3	0	46.34	-	-	74	-27.66	-	-	1	100	H
* 7.498	26	ADR	35.5	-26.3	.09	35.29	54	-18.71	-	-	-	-	1	100	H
* 10.885	33.79	PK-U	37.8	-23.8	0	47.79	-	-	74	-26.21	-	-	1	100	V
* 10.884	22.86	ADR	37.8	-23.8	.09	36.95	54	-17.05	-	-	-	-	1	100	V
* 12.518	33.73	PK-U	39.1	-23.2	0	49.63	-	-	74	-24.37	-	-	1	100	V
* 12.52	22.63	ADR	39.1	-23.2	.09	38.62	54	-15.38	-	-	-	-	1	100	V

FCC Part15 Subpart C T186 2400MHz Spurious Emissions.TST 12746Rev 9.5 24 Jun 2015

This report shall not be reproduced except in full, without the written approval of UL Verification Services Inc.

11.3. 5.8 GHz

11.3.1. TX ABOVE 1 GHz 802.11a MODE IN THE 5.8 GHz BAND RESTRICTED BANDEDGE (LOW CHANNEL)

HORIZONTAL PEAK AND AVERAGE PLOT

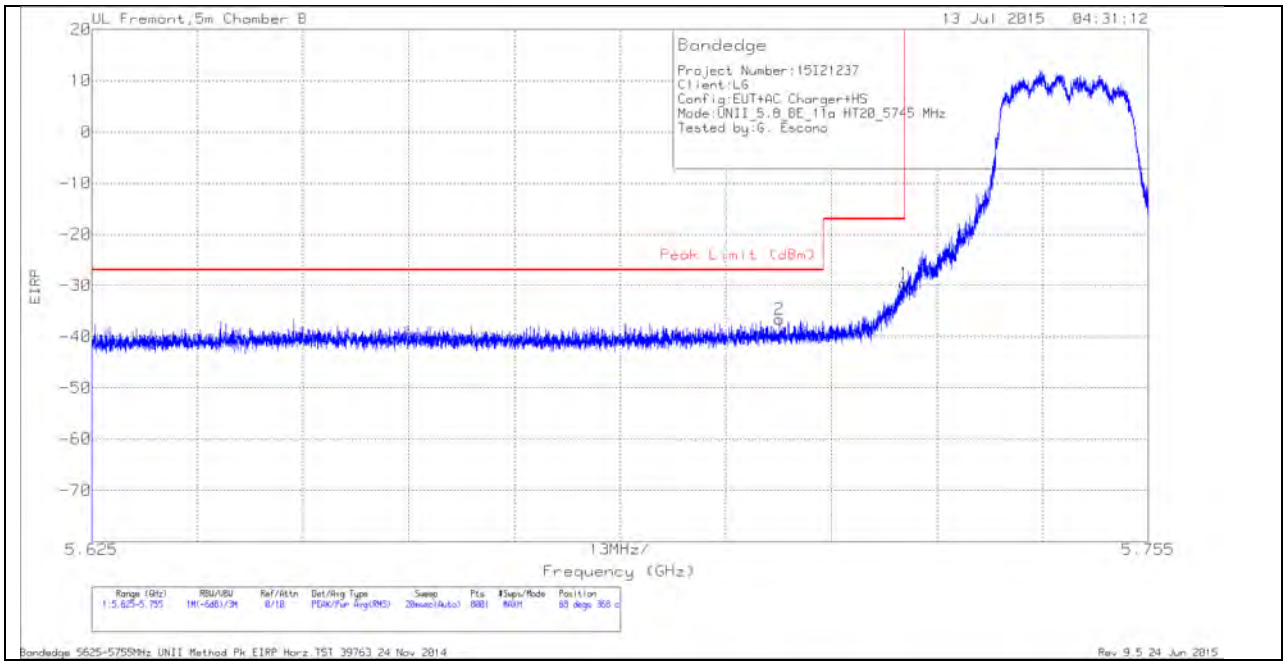

HORIZONTAL DATA

Marker	Frequency (GHz)	Meter Reading (dBm)	Det	AF T345 (dB/m)	Amp/Cbl/Fltr/Pad (dB)	Conversion Factor (dB)	Corrected Reading EIRP	Peak Limit (dBm)	PK Margin (dB)	Azimuth (Degs)	Height (cm)	Polarity
2	5.71	-66.83	Pk	35	-16.5	11.8	-36.53	-27	-9.53	68	368	H
1	5.725	-59.26	Pk	35	-17.1	11.8	-29.56	-17	-12.56	68	368	H

This report shall not be reproduced except in full, without the written approval of UL Verification Services Inc.

VERTICAL PEAK AND AVERAGE PLOT

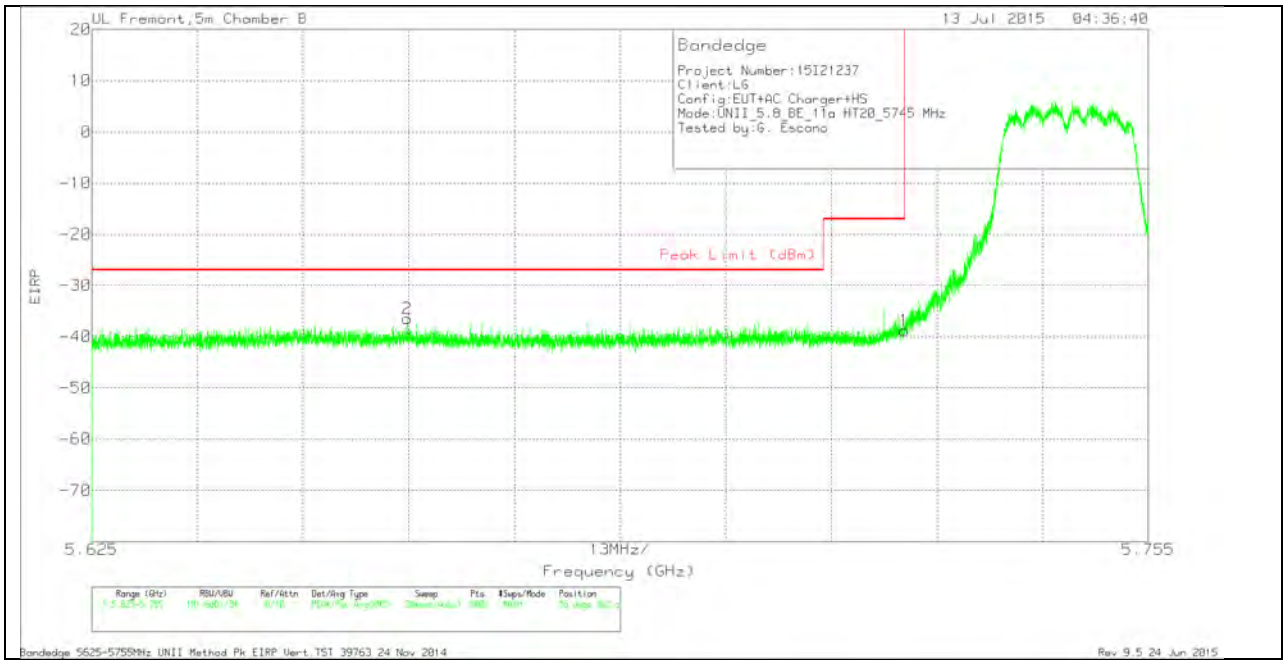

VERTICAL DATA

Marker	Frequency (GHz)	Meter Reading (dBm)	Det	AF T345 (dB/m)	Amp/Cbl/Fltr/Pad (dB)	Conversion Factor (dB)	Corrected Reading EIRP	Peak Limit (dBm)	PK Margin (dB)	Azimuth (Degs)	Height (cm)	Polarity
2	5.664	-66.8	Pk	34.9	-16.4	11.8	-36.5	-27	-9.5	56	362	V
1	5.725	-68.45	Pk	35	-17.1	11.8	-38.75	-17	-21.75	56	362	V

This report shall not be reproduced except in full, without the written approval of UL Verification Services Inc.

AUTHORIZED BANDEDGE (HIGH CHANNEL)

HORIZONTAL PEAK AND AVERAGE PLOT

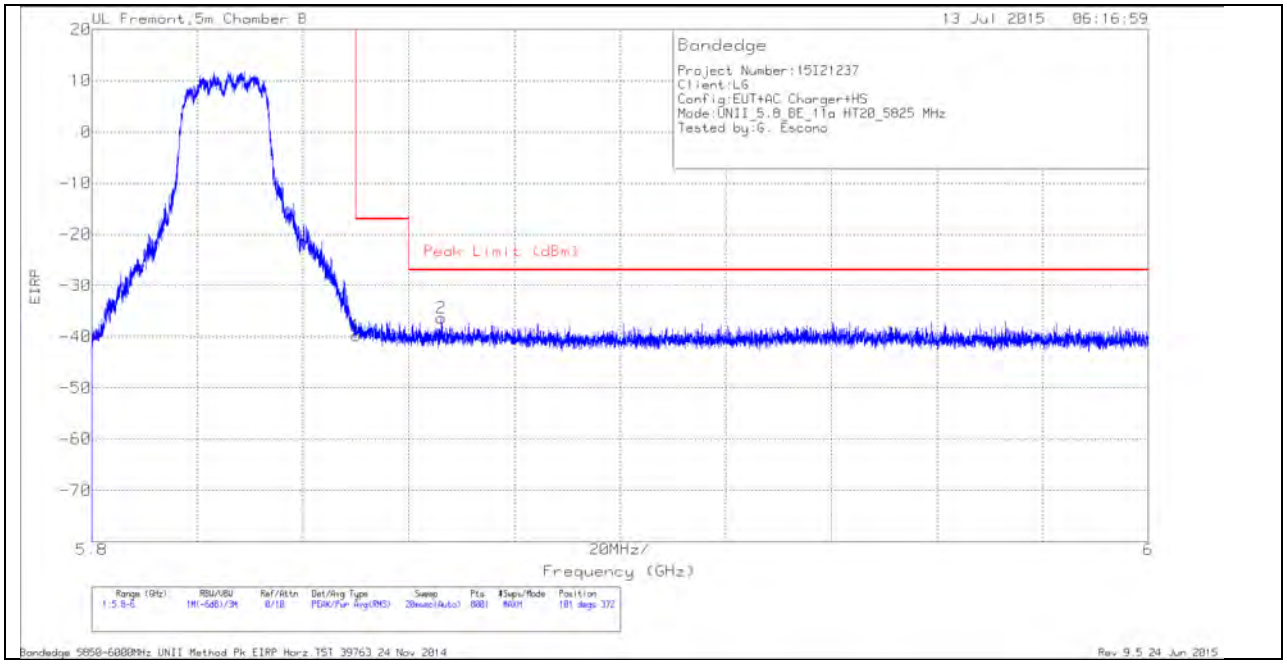

HORIZONTAL DATA

Marker	Frequency (GHz)	Meter Reading (dBm)	Det	AF T345 (dB/m)	Amp/Cbl/Fltr/Pad (dB)	Conversion Factor (dB)	Corrected Reading EIRP	Peak Limit (dBm)	PK Margin (dB)	Azimuth (Degs)	Height (cm)	Polarity
1	5.85	-70.33	Pk	35.4	-16.6	11.8	-39.73	-17	-22.73	101	372	H
2	5.866	-67.08	Pk	35.4	-16.5	11.8	-36.38	-27	-9.38	101	372	H

UL VERIFICATION SERVICES INC. FORM NO: CCSUP4701H
47173 BENICIA STREET, FREMONT, CA 94538, USA TEL: (510) 771-1000 FAX: (510) 661-0888
This report shall not be reproduced except in full, without the written approval of UL Verification Services Inc.

VERTICAL PEAK AND AVERAGE PLOT

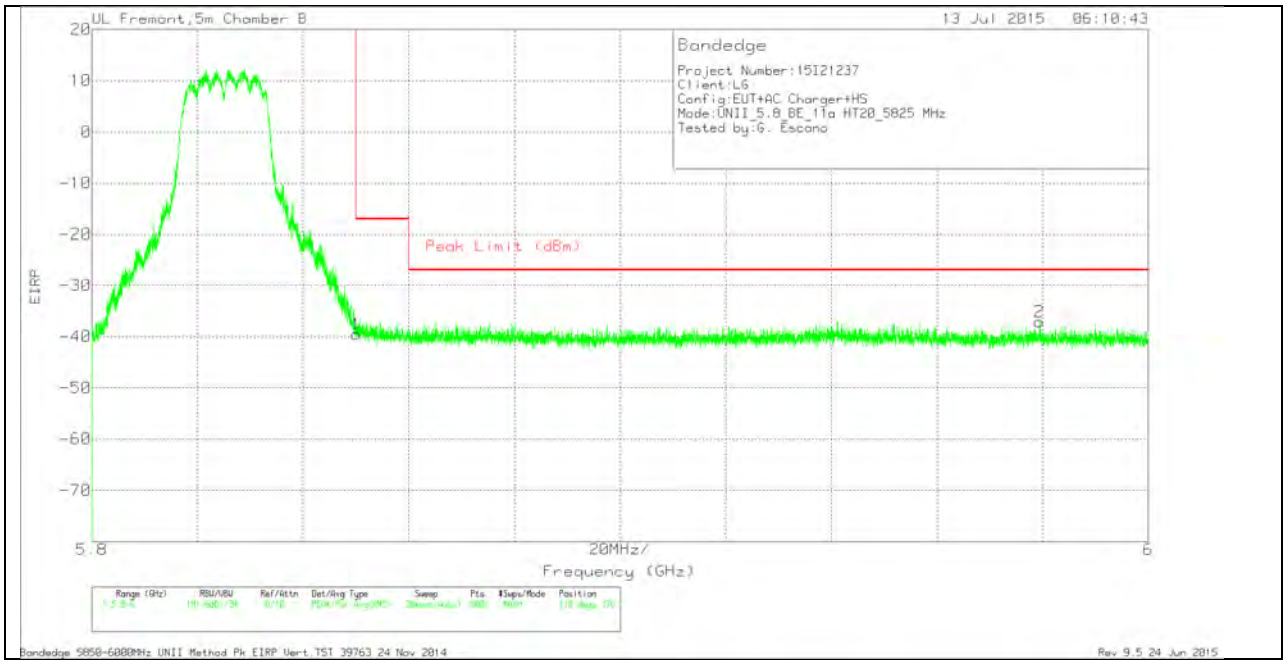

VERTICAL DATA

Marker	Frequency (GHz)	Meter Reading (dBm)	Det	AF T345 (dB/m)	Amp/Cbl/Fltr/Pad (dB)	Conversion Factor (dB)	Corrected Reading EIRP	Peak Limit (dBm)	PK Margin (dB)	Azimuth (Degs)	Height (cm)	Polarity
1	5.85	-70.09	Pk	35.4	-16.6	11.8	-39.49	-17	-22.49	118	376	V
2	5.979	-67.84	Pk	35.6	-16.6	11.8	-37.04	-27	-10.04	118	376	V

UL VERIFICATION SERVICES INC. FORM NO: CCSUP4701H
47173 BENICIA STREET, FREMONT, CA 94538, USA TEL: (510) 771-1000 FAX: (510) 661-0888
This report shall not be reproduced except in full, without the written approval of UL Verification Services Inc.

HARMONICS AND SPURIOUS EMISSIONS

LOW CHANNEL HORIZONTAL

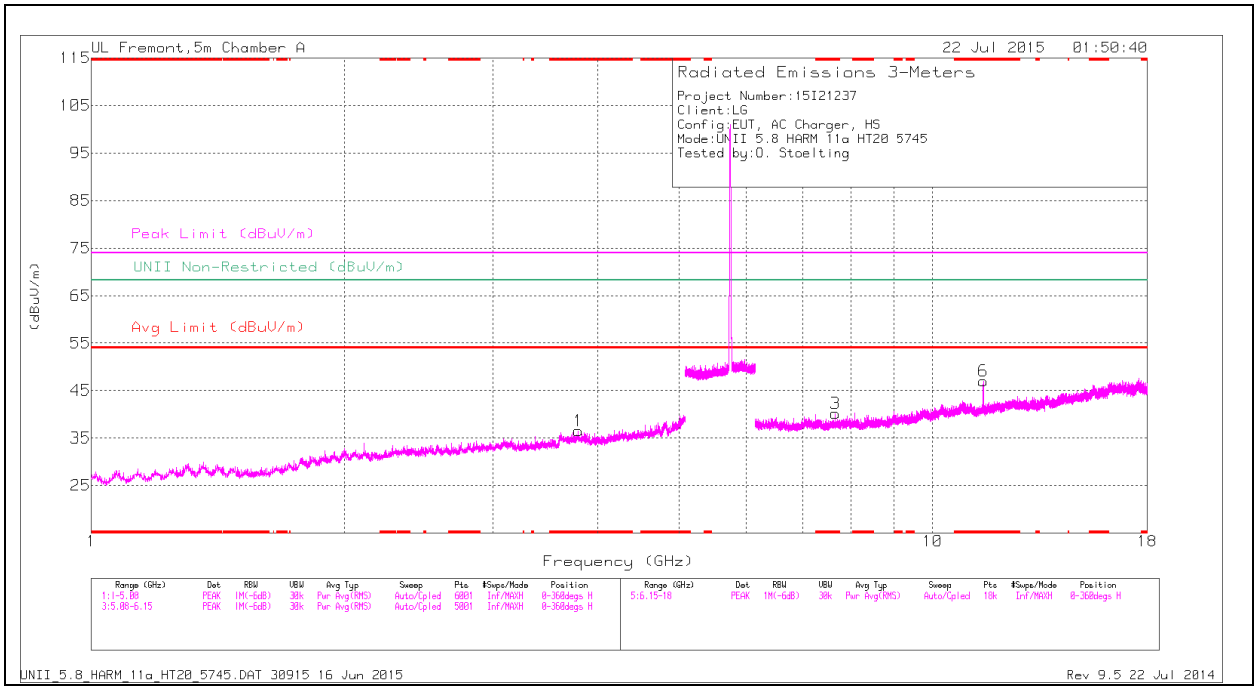

Note: Emission was scanned up to 40GHz; No emissions were detected above the noise floor which was at least 20dB below the specification limit.

UL VERIFICATION SERVICES INC. FORM NO: CCSUP4701H
47173 BENICIA STREET, FREMONT, CA 94538, USA TEL: (510) 771-1000 FAX: (510) 661-0888

This report shall not be reproduced except in full, without the written approval of UL Verification Services Inc.

LOW CHANNEL VERTICAL

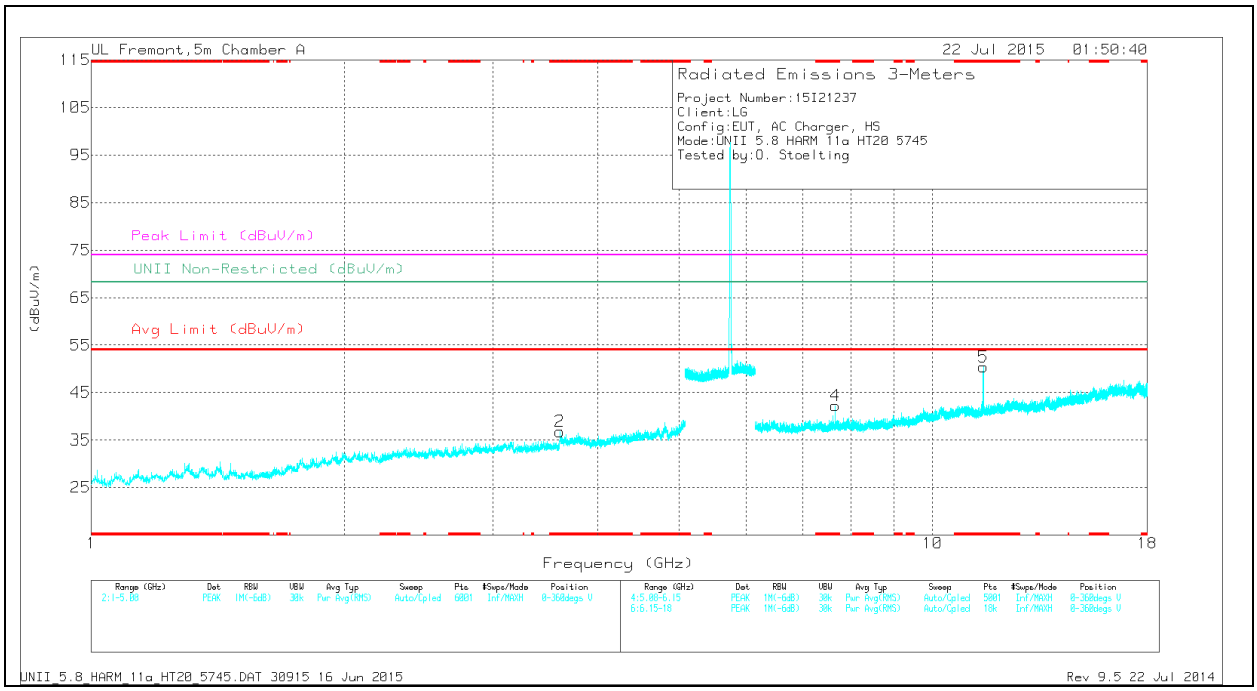

Note: Emission was scanned up to 40GHz; No emissions were detected above the noise floor which was at least 20dB below the specification limit.

This report shall not be reproduced except in full, without the written approval of UL Verification Services Inc.

LOW CHANNEL DATA

TRACE MARKERS

Marker	Frequency (GHz)	Meter Reading (dBuV)	Det	AF T136 (dB/m)	Amp/Cbl/ Fltr/Pad (dB)	DC Corr (dB)	Corrected Reading (dBuV/m)	Avg Limit (dBuV/m)	Margin (dB)	Peak Limit (dBuV/m)	PK Margin (dB)	UNII Non-Restricted (dBuV/m)	PK Margin (dB)	Azimuth (Degs)	Height (cm)	Polarity
1	* 3.791	34.49	Pk	33.4	-31.4	0	36.49	-	-	74	-37.51	-	-	0-360	201	H
2	* 3.606	36.39	Pk	33.1	-32.7	0	36.79	-	-	74	-37.21	-	-	0-360	200	V
3	* 7.66	30.3	Pk	35.6	-25.7	0	40.2	-	-	74	-33.8	-	-	0-360	100	H
6	* 11.487	31.6	Pk	38	-22.6	0	47	-	-	74	-27	-	-	0-360	100	H
4	* 7.66	32.37	Pk	35.6	-25.7	0	42.27	-	-	74	-31.73	-	-	0-360	100	V
5	* 11.491	34.99	Pk	38	-22.6	0	50.39	-	-	74	-23.61	-	-	0-360	100	V

PK - Peak detector

RADIATED EMISSIONS

Frequency (GHz)	Meter Reading (dBuV)	Det	AF T136 (dB/m)	Amp/Cbl/Fl tr/Pad (dB)	DC Corr (dB)	Corrected Reading (dBuV/m)	Avg Limit (dBuV/m)	Margin (dB)	Peak Limit (dBuV/m)	PK Margin (dB)	UNII Non-Restricted (dBuV/m)	PK Margin (dB)	Azimuth (Degs)	Height (cm)	Polarity
* 3.793	42.11	PK-U	33.4	-31.4	0	44.11	-	-	74	-29.89	-	-	360	202	H
* 3.791	30.44	ADR	33.4	-31.4	0	32.44	54	-21.56	-	-	-	-	360	202	H
* 3.605	43.32	PK-U	33.1	-32.7	0	43.72	-	-	74	-30.28	-	-	360	202	V
* 3.607	31.36	ADR	33.1	-32.7	0	31.76	54	-22.24	-	-	-	-	360	202	V
* 7.66	38.54	PK-U	35.6	-25.7	0	48.44	-	-	74	-25.56	-	-	104	111	H
* 7.66	29.69	ADR	35.6	-25.7	0	39.59	54	-14.41	-	-	-	-	104	111	H
* 11.487	40.72	PK-U	38	-22.6	0	56.12	-	-	74	-17.88	-	-	206	122	H
* 11.487	27.96	ADR	38	-22.6	0	43.36	54	-10.64	-	-	-	-	206	122	H
* 7.66	39.04	PK-U	35.6	-25.7	0	48.94	-	-	74	-25.06	-	-	67	112	V
* 7.66	31	ADR	35.6	-25.7	0	40.9	54	-13.1	-	-	-	-	67	112	V
* 11.492	42.58	PK-U	38	-22.6	0	57.98	-	-	74	-16.02	-	-	75	116	V
* 11.492	30.79	ADR	38	-22.6	0	46.19	54	-7.81	-	-	-	-	75	116	V

FCC Part15 Subpart C T186 2400MHz Spurious Emissions.TST 12746Rev 9.5 24 Jun 2015

UL VERIFICATION SERVICES INC. FORM NO: CCSUP4701H
47173 BENICIA STREET, FREMONT, CA 94538, USA TEL: (510) 771-1000 FAX: (510) 661-0888
This report shall not be reproduced except in full, without the written approval of UL Verification Services Inc.

MID CHANNEL HORIZONTAL

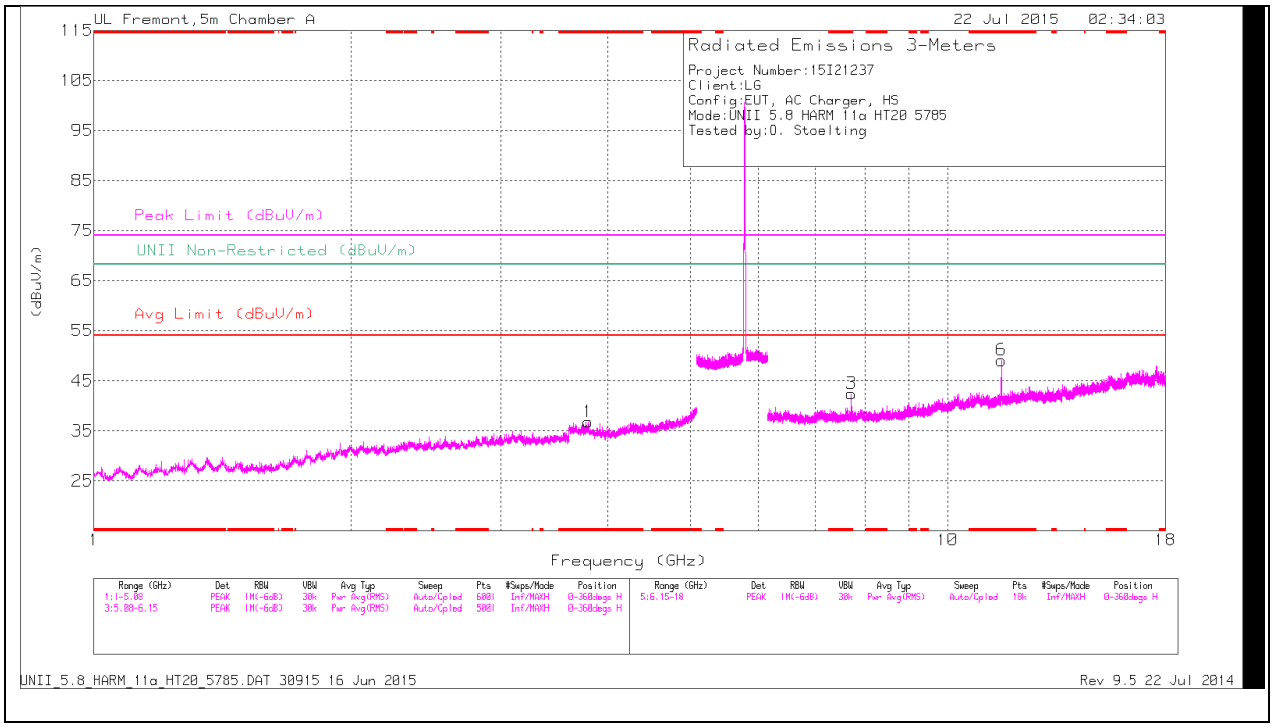

Note: Emission was scanned up to 40GHz; No emissions were detected above the noise floor which was at least 20dB below the specification limit.

This report shall not be reproduced except in full, without the written approval of UL Verification Services Inc.

MID CHANNEL VERTICAL

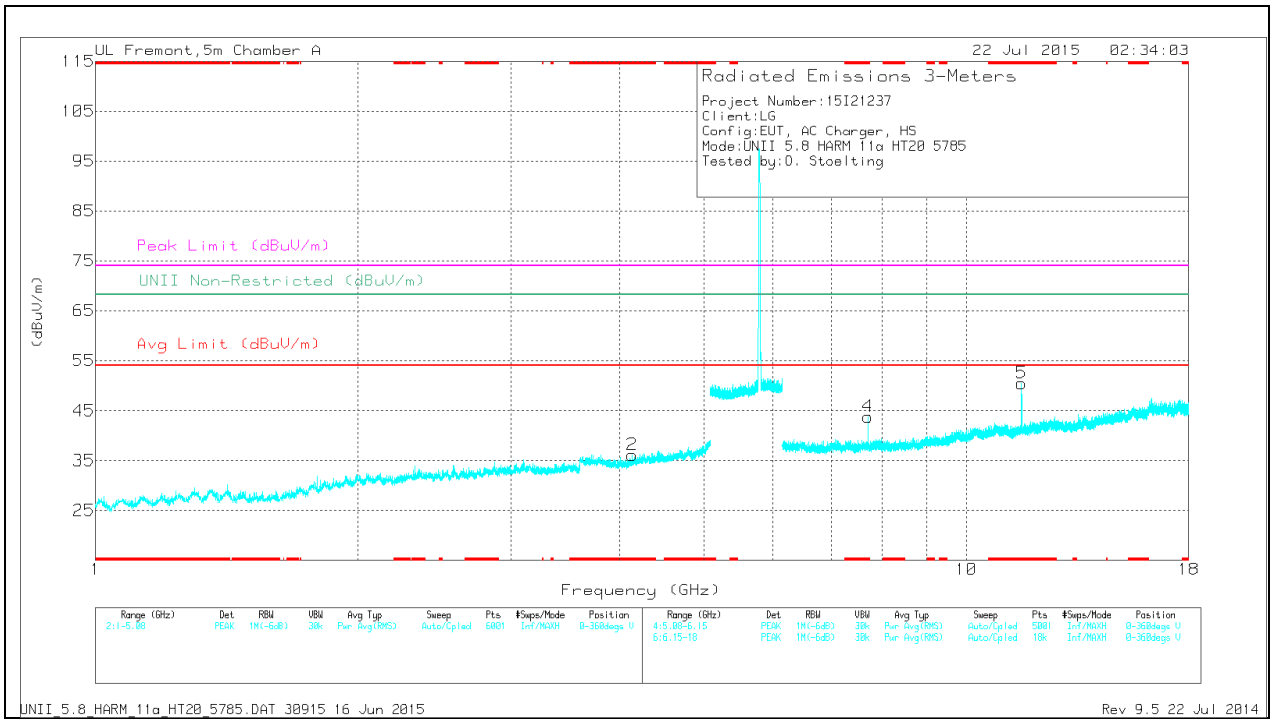

Note: Emission was scanned up to 40GHz; No emissions were detected above the noise floor which was at least 20dB below the specification limit.

This report shall not be reproduced except in full, without the written approval of UL Verification Services Inc.

MID CHANNEL DATA

TRACE MARKERS

Marker	Frequency (GHz)	Meter Reading (dBuV)	Det	AF T136 (dB/m)	Amp/Cbl/Fltr /Pad (dB)	Corrected Reading (dBuV/m)	Avg Limit (dBuV/m)	Margin (dB)	Peak Limit (dBuV/m)	PK Margin (dB)	UNII Non-Restricted (dBuV/m)	PK Margin (dB)	Azimuth (Degs)	Height (cm)	Polarity
1	* 1.148	36.34	Pk	27.6	-35.4	28.54	-	-	74	-45.46	-	-	0-360	100	H
2	* 3.608	36.69	Pk	33.1	-33	36.79	-	-	74	-37.21	-	-	0-360	201	H
3	* 1.375	36.42	Pk	28.6	-35.9	29.12	-	-	74	-44.88	-	-	0-360	200	V
4	* 4.207	34.77	Pk	33.3	-31.8	36.27	-	-	74	-37.73	-	-	0-360	100	V
5	* 12.289	27.3	Pk	38.9	-23.3	42.9	-	-	74	-31.1	-	-	0-360	100	H
6	* 11.803	27.48	Pk	38.4	-23.3	42.58	-	-	74	-31.42	-	-	0-360	100	V

PK - Peak detector

RADIATED EMISSIONS

Frequency (GHz)	Meter Reading (dBuV)	Det	AF T136 (dB/m)	Amp/Cbl/Fltr/Pad (dB)	Corrected Reading (dBuV/m)	Avg Limit (dBuV/m)	Margin (dB)	Peak Limit (dBuV/m)	PK Margin (dB)	UNII Non-Restricted (dBuV/m)	PK Margin (dB)	Azimuth (Degs)	Height (cm)	Polarity
* 1.149	44.49	PK-U	27.6	-35.4	36.69	-	-	74	-37.31	-	-	1	100	H
* 1.147	32.75	ADR	27.6	-35.4	24.95	54	-29.05	-	-	-	-	1	100	H
* 3.609	42.78	PK-U	33.1	-33	42.88	-	-	74	-31.12	-	-	1	202	H
* 3.606	31.31	ADR	33.1	-33	31.41	54	-22.59	-	-	-	-	1	202	H
* 1.376	44.59	PK-U	28.6	-35.9	37.29	-	-	74	-36.71	-	-	1	202	V
* 1.375	32.67	ADR	28.6	-35.9	25.37	54	-28.63	-	-	-	-	1	202	V
* 4.208	42.14	PK-U	33.3	-31.8	43.64	-	-	74	-30.36	-	-	1	100	V
* 4.209	30.46	ADR	33.3	-31.7	32.06	54	-21.94	-	-	-	-	1	100	V
* 12.287	33.97	PK-U	38.9	-23.3	49.57	-	-	74	-24.43	-	-	1	100	H
* 12.289	23.19	ADR	38.9	-23.3	38.79	54	-15.21	-	-	-	-	1	100	H
* 11.804	34.62	PK-U	38.4	-23.3	49.72	-	-	74	-24.28	-	-	302	350	V
* 11.804	22.58	ADR	38.4	-23.3	37.68	54	-16.32	-	-	-	-	302	350	V

FCC Part15 Subpart C T186 2400MHz Spurious Emissions.TST 12746Rev 9.5 24 Jun 2015

This report shall not be reproduced except in full, without the written approval of UL Verification Services Inc.

HIGH CHANNEL HORIZONTAL

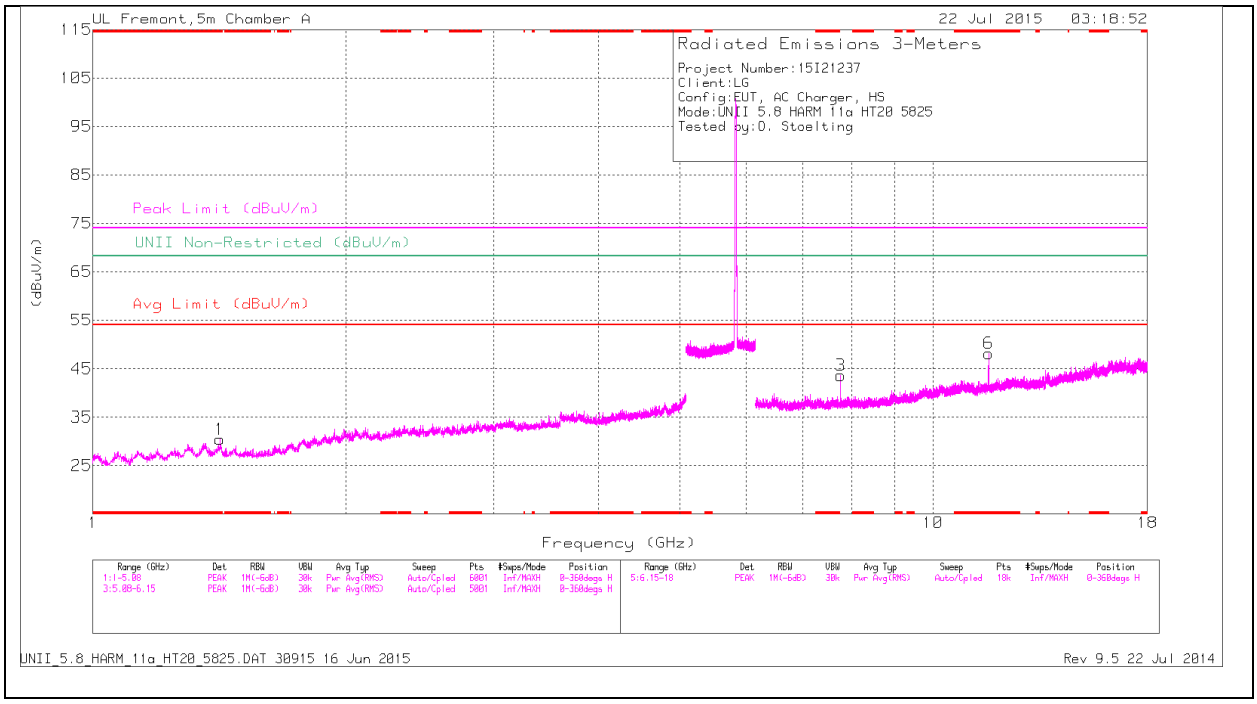

Note: Emission was scanned up to 40GHz; No emissions were detected above the noise floor which was at least 20dB below the specification limit.

This report shall not be reproduced except in full, without the written approval of UL Verification Services Inc.

HIGH CHANNEL VERTICAL

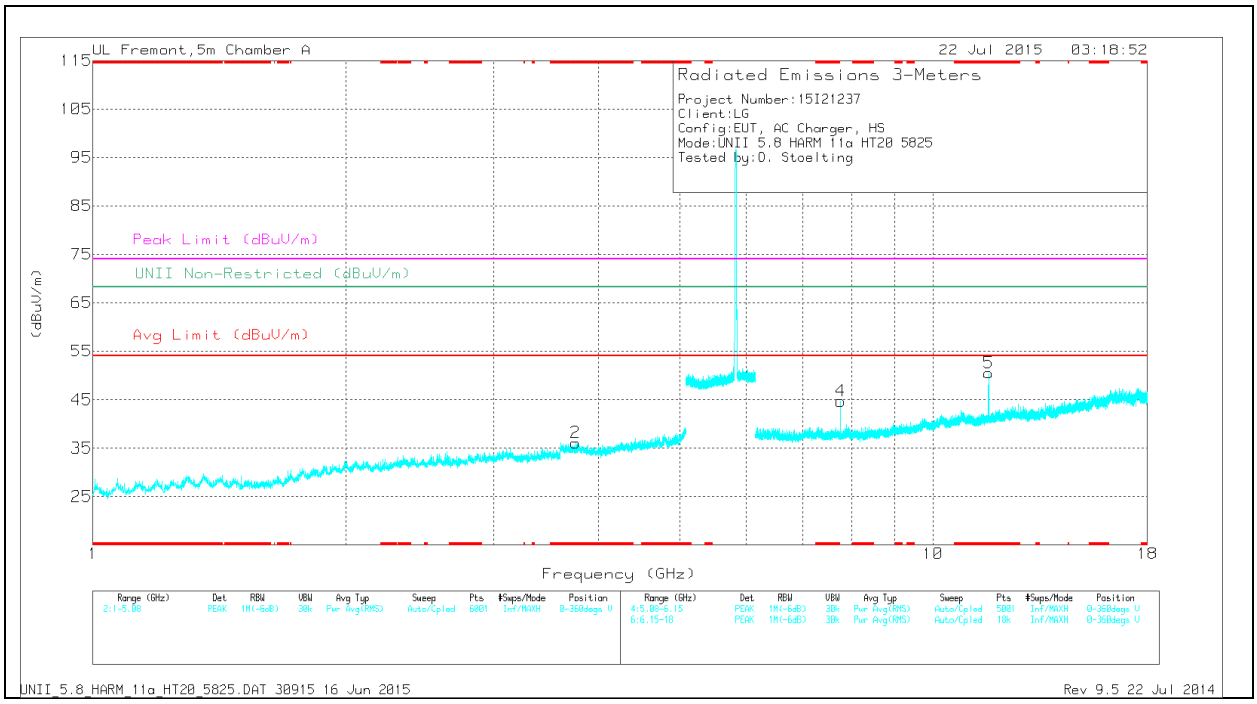

Note: Emission was scanned up to 40GHz; No emissions were detected above the noise floor which was at least 20dB below the specification limit.

This report shall not be reproduced except in full, without the written approval of UL Verification Services Inc.

HIGH CHANNEL DATA

TRACE MARKERS

Marker	Frequency (GHz)	Meter Reading (dBuV)	Det	AF T136 (dB/m)	Amp/Cbl/Fltr /Pad (dB)	Corrected Reading (dBuV/m)	Avg Limit (dBuV/m)	Margin (dB)	Peak Limit (dBuV/m)	PK Margin (dB)	UNII Non-Restricted (dBuV/m)	PK Margin (dB)	Azimuth (Degs)	Height (cm)	Polarity
1	* 1.209	35.82	Pk	28.1	-35.5	28.42	-	-	74	-45.58	-	-	0-360	100	H
2	* 3.966	34.21	Pk	33.4	-32	35.61	-	-	74	-38.39	-	-	0-360	100	H
3	* 1.259	36.92	Pk	28.5	-35.8	29.62	-	-	74	-44.38	-	-	0-360	200	V
4	* 3.746	35.23	Pk	33.3	-32.4	36.13	-	-	74	-37.87	-	-	0-360	200	V
5	* 11.085	27.1	Pk	37.9	-22.8	42.2	-	-	74	-31.8	-	-	0-360	100	H
6	* 12.266	26.55	Pk	38.9	-23	42.45	-	-	74	-31.55	-	-	0-360	200	V

PK - Peak detector

RADIATED EMISSIONS

Frequency (GHz)	Meter Reading (dBuV)	Det	AF T136 (dB/m)	Amp/Cbl/Fltr/Pad (dB)	Corrected Reading (dBuV/m)	Avg Limit (dBuV/m)	Margin (dB)	Peak Limit (dBuV/m)	PK Margin (dB)	UNII Non-Restricted (dBuV/m)	PK Margin (dB)	Azimuth (Degs)	Height (cm)	Polarity
* 1.208	44.35	PK-U	28.1	-35.5	36.95	-	-	74	-37.05	-	-	360	100	H
* 1.21	32.91	ADR	28.1	-35.5	25.51	54	-28.49	-	-	-	-	360	100	H
* 3.966	41.2	PK-U	33.4	-32	42.6	-	-	74	-31.4	-	-	360	100	H
* 3.964	29.92	ADR	33.4	-32	31.32	54	-22.68	-	-	-	-	360	100	H
* 1.261	44.57	PK-U	28.5	-35.8	37.27	-	-	74	-36.73	-	-	360	201	V
* 1.261	32.39	ADR	28.5	-35.8	25.09	54	-28.91	-	-	-	-	360	201	V
* 3.745	42.44	PK-U	33.3	-32.4	43.34	-	-	74	-30.66	-	-	360	201	V
* 3.746	30.68	ADR	33.3	-32.4	31.58	54	-22.42	-	-	-	-	360	201	V
* 11.085	34.7	PK-U	37.9	-22.9	49.7	-	-	74	-24.3	-	-	360	100	H
* 11.085	23.45	ADR	37.9	-22.8	38.55	54	-15.45	-	-	-	-	360	100	H
* 12.266	34.33	PK-U	38.9	-22.9	50.33	-	-	74	-23.67	-	-	129	291	V
* 12.265	22.43	ADR	38.9	-23	38.33	54	-15.67	-	-	-	-	129	291	V

FCC Part15 Subpart C T186 2400MHz Spurious Emissions.TST 12746Rev 9.5 24 Jun 2015

UL VERIFICATION SERVICES INC. FORM NO: CCSUP4701H
47173 BENICIA STREET, FREMONT, CA 94538, USA TEL: (510) 771-1000 FAX: (510) 661-0888
This report shall not be reproduced except in full, without the written approval of UL Verification Services Inc.

11.3.2. TX ABOVE 1 GHz 802.11n HT20 MODE IN THE 5.8 GHz BAND RESTRICTED BANDEDGE (LOW CHANNEL)

HORIZONTAL PEAK AND AVERAGE PLOT

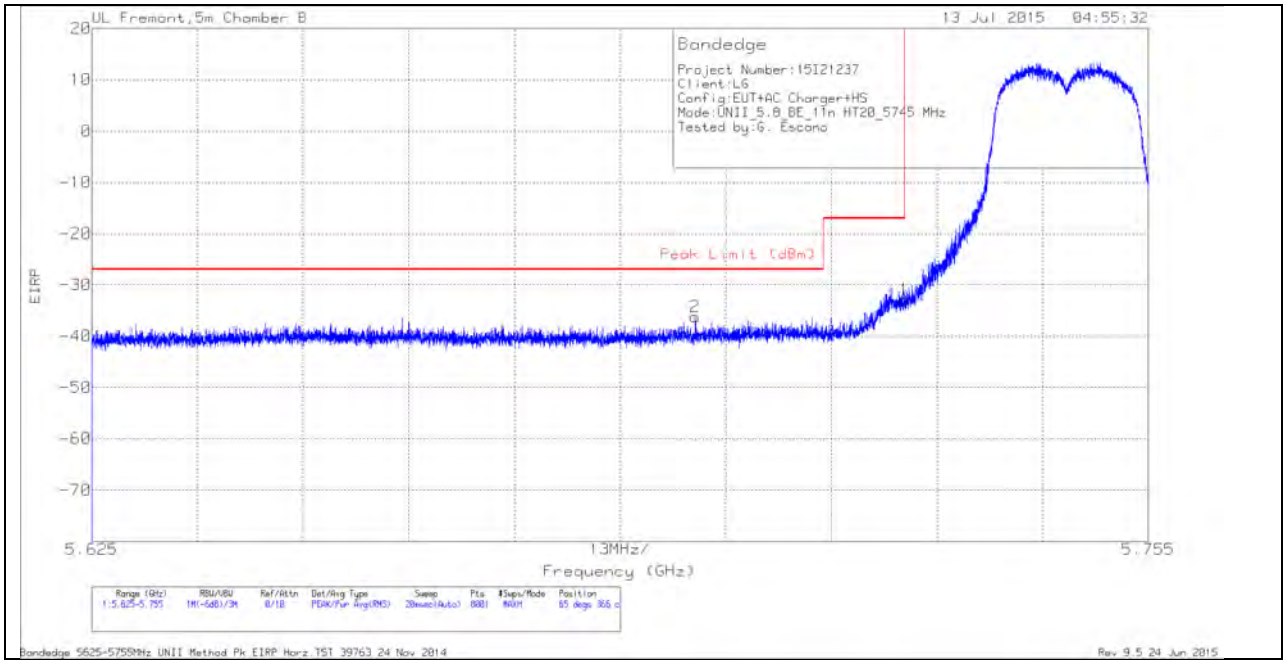

HORIZONTAL DATA

Marker	Frequency (GHz)	Meter Reading (dBm)	Det	AF T345 (dB/m)	Amp/Cbl/Fltr/Pad (dB)	Conversion Factor (dB)	Corrected Reading EIRP	Peak Limit (dBm)	PK Margin (dB)	Azimuth (Degs)	Height (cm)	Polarity
2	5.699	-66.23	Pk	35	-16.8	11.8	-36.23	-27	-9.23	65	366	H
1	5.725	-62.65	Pk	35	-17.1	11.8	-32.95	-17	-15.95	65	366	H

This report shall not be reproduced except in full, without the written approval of UL Verification Services Inc.

VERTICAL PEAK AND AVERAGE PLOT

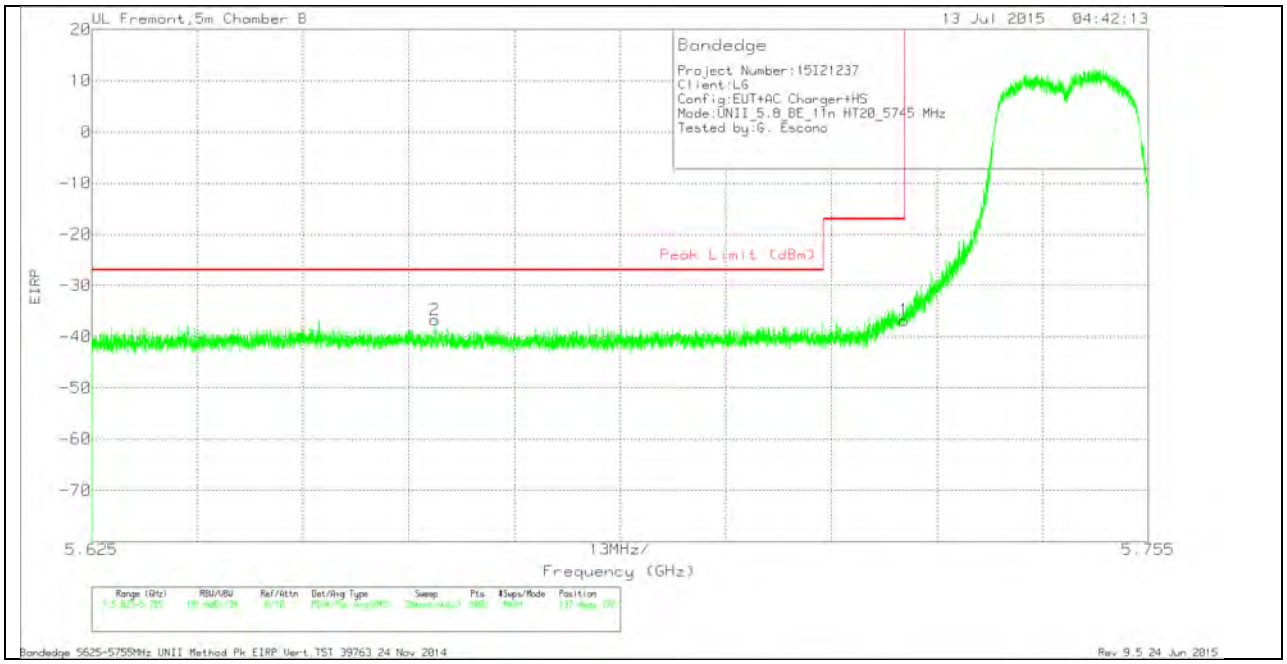

VERTICAL DATA

Marker	Frequency (GHz)	Meter Reading (dBm)	Det	AF T345 (dB/m)	Amp/Cbl/Fltr/Pad (dB)	Conversion Factor (dB)	Corrected Reading EIRP	Peak Limit (dBm)	PK Margin (dB)	Azimuth (Degs)	Height (cm)	Polarity
2	5.667	-66.74	Pk	34.9	-16.7	11.8	-36.74	-27	-9.74	137	370	V
1	5.725	-66.47	Pk	35	-17.1	11.8	-36.77	-17	-19.77	137	370	V

This report shall not be reproduced except in full, without the written approval of UL Verification Services Inc.

AUTHORIZED BANDEDGE (HIGH CHANNEL)

HORIZONTAL PEAK AND AVERAGE PLOT

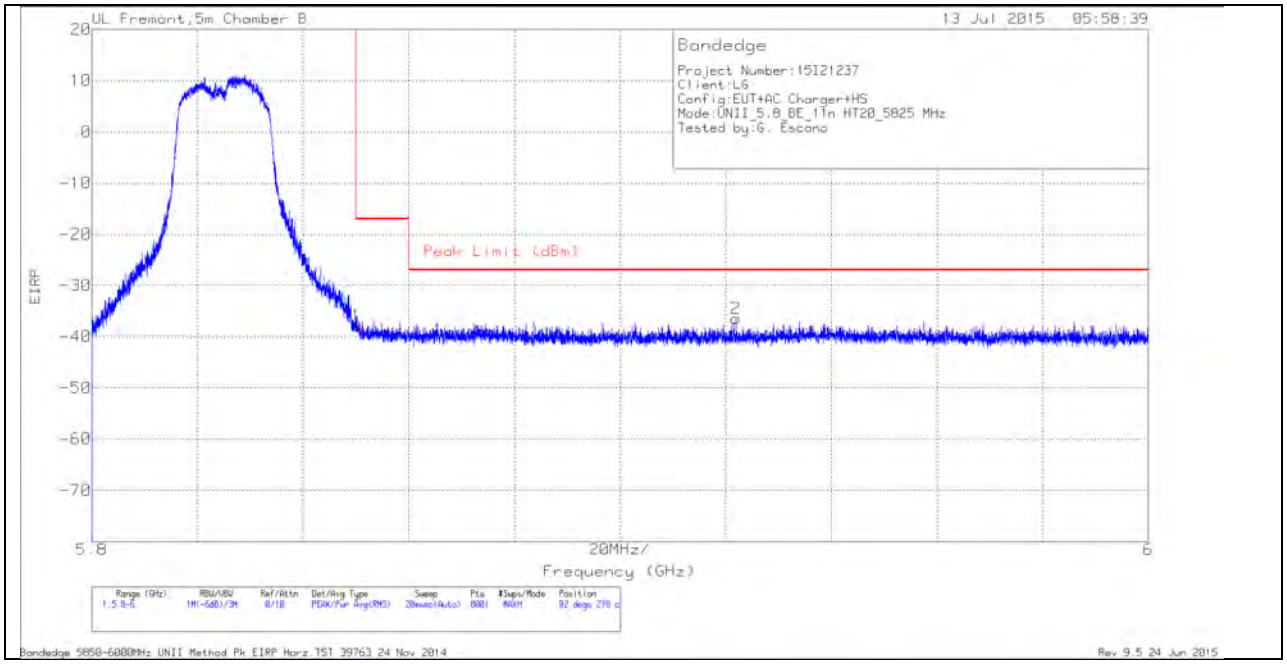

HORIZONTAL DATA

Marker	Frequency (GHz)	Meter Reading (dBm)	Det	AF T345 (dB/m)	Amp/Cbl/Fltr/Pad (dB)	Conversion Factor (dB)	Corrected Reading EIRP	Peak Limit (dBm)	PK Margin (dB)	Azimuth (Degs)	Height (cm)	Polarity
1	5.85	-68.43	Pk	35.4	-16.6	11.8	-37.83	-17	-20.83	92	278	H
2	5.922	-67.07	Pk	35.6	-16.8	11.8	-36.47	-27	-9.47	92	278	H

UL VERIFICATION SERVICES INC. FORM NO: CCSUP4701H
47173 BENICIA STREET, FREMONT, CA 94538, USA TEL: (510) 771-1000 FAX: (510) 661-0888
This report shall not be reproduced except in full, without the written approval of UL Verification Services Inc.

VERTICAL PEAK AND AVERAGE PLOT

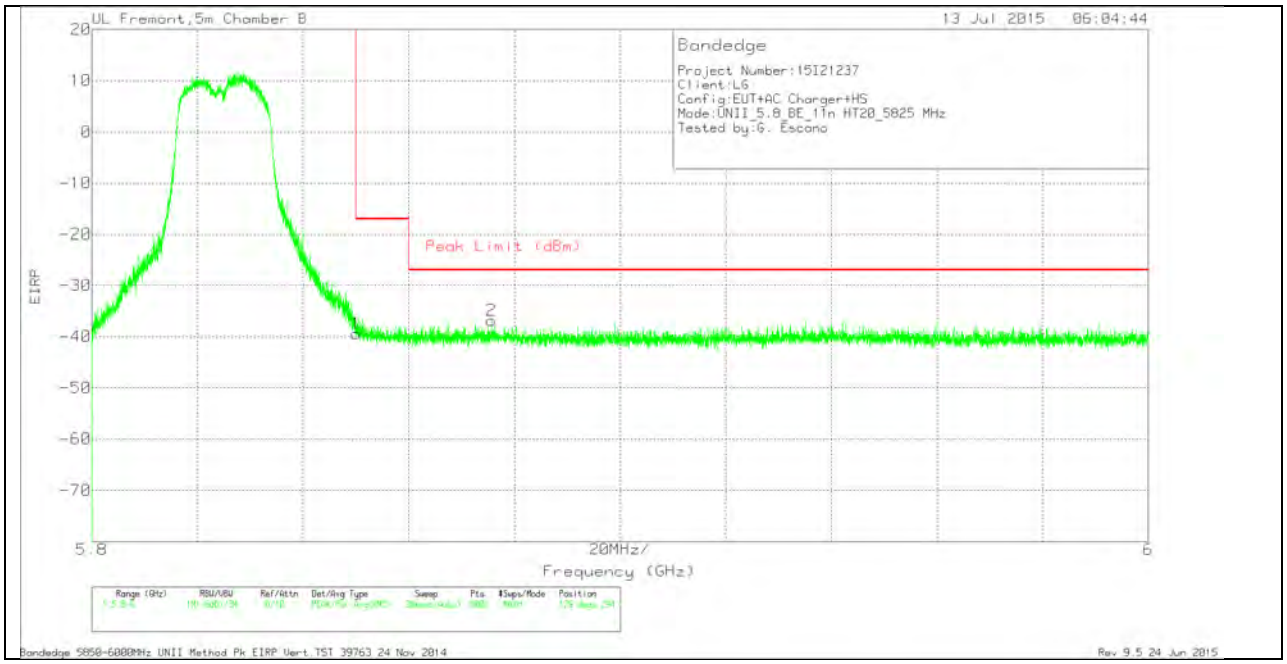

VERTICAL DATA

Marker	Frequency (GHz)	Meter Reading (dBm)	Det	AF T345 (dB/m)	Amp/Cbl/Fltr/Pad (dB)	Conversion Factor (dB)	Corrected Reading EIRP	Peak Limit (dBm)	PK Margin (dB)	Azimuth (Degs)	Height (cm)	Polarity
1	5.85	-70.01	Pk	35.4	-16.6	11.8	-39.41	-17	-22.41	129	294	V
2	5.876	-67.99	Pk	35.4	-16	11.8	-36.79	-27	-9.79	129	294	V

This report shall not be reproduced except in full, without the written approval of UL Verification Services Inc.

HARMONICS AND SPURIOUS EMISSIONS

LOW CHANNEL HORIZONTAL

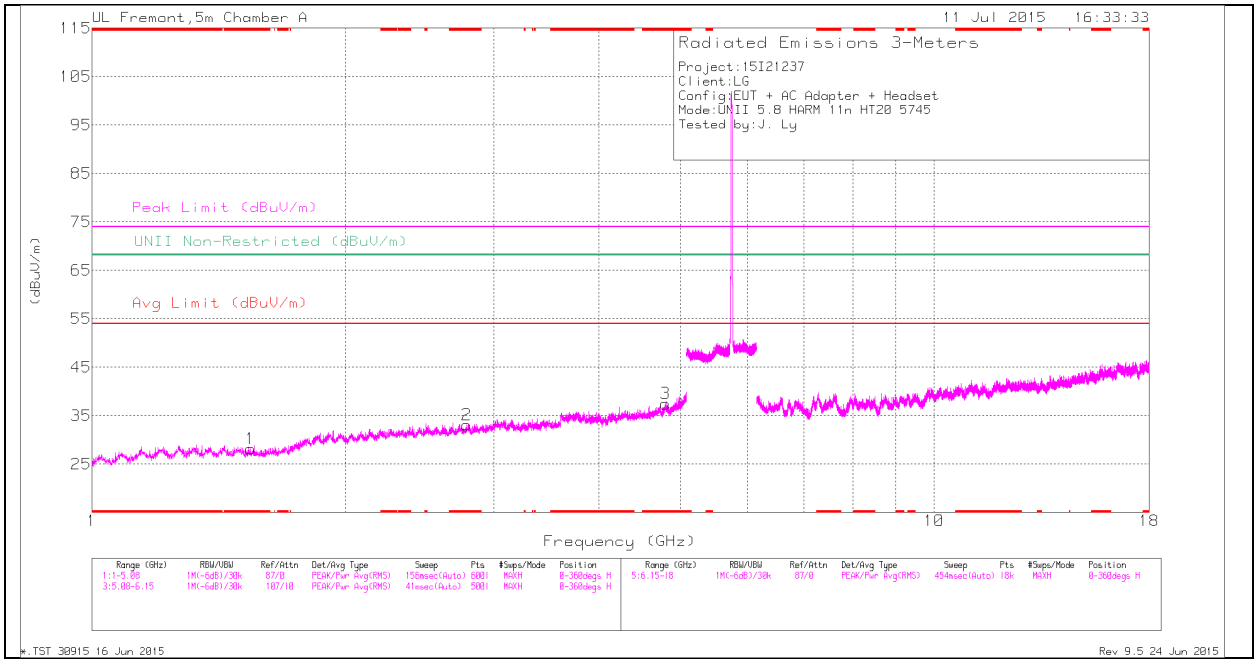

Note: Emission was scanned up to 40GHz; No emissions were detected above the noise floor which was at least 20dB below the specification limit.

This report shall not be reproduced except in full, without the written approval of UL Verification Services Inc.

LOW CHANNEL VERTICAL

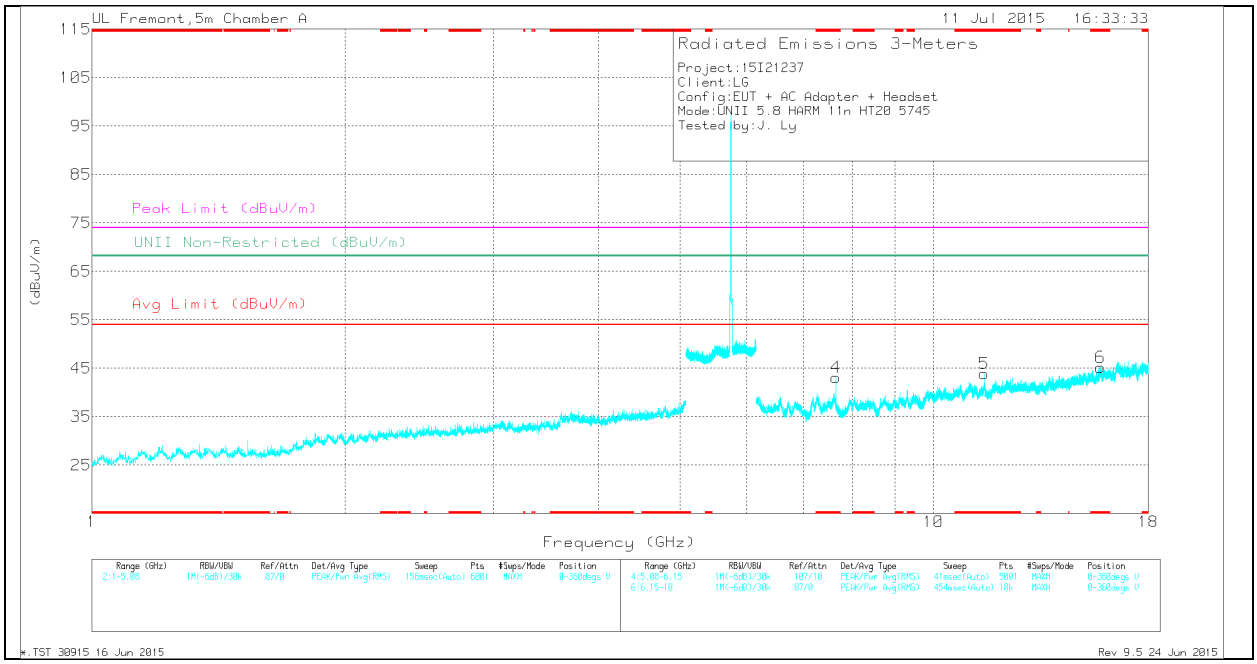

Note: Emission was scanned up to 40GHz; No emissions were detected above the noise floor which was at least 20dB below the specification limit.

This report shall not be reproduced except in full, without the written approval of UL Verification Services Inc.

LOW CHANNEL DATA

TRACE MARKERS

Marker	Frequency (GHz)	Meter Reading (dBuV)	Det	AF T136 (dB/m)	Amp/Cbl/Fltr /Pad (dB)	Corrected Reading (dBuV/m)	Avg Limit (dBuV/m)	Margin (dB)	Peak Limit (dBuV/m)	PK Margin (dB)	UNII Non-Restricted (dBuV/m)	PK Margin (dB)	Azimuth (Degs)	Height (cm)	Polarity
1	* 1.543	35.33	Pk	28	-35.2	28.13	-	-	74	-45.87	-	-	0-360	201	H
2	* 2.786	34.61	Pk	32.4	-33.9	33.11	-	-	74	-40.89	-	-	0-360	201	H
3	* 4.795	33.86	Pk	34	-30.4	37.46	-	-	74	-36.54	-	-	0-360	100	H
4	* 7.66	34.34	Pk	35.6	-26.8	43.14	-	-	74	-30.86	-	-	0-360	100	V
5	* 11.489	29.33	Pk	38	-23.4	43.93	-	-	74	-30.07	-	-	0-360	100	V
6	* 15.789	27.83	Pk	40.4	-23.1	45.13	-	-	74	-28.87	-	-	0-360	100	V

PK - Peak detector

RADIATED EMISSIONS

Frequency (GHz)	Meter Reading (dBuV)	Det	AF T136 (dB/m)	Amp/Cbl/Fltr/Pad (dB)	Corrected Reading (dBuV/m)	Avg Limit (dBuV/m)	Margin (dB)	Peak Limit (dBuV/m)	PK Margin (dB)	UNII Non-Restricted (dBuV/m)	PK Margin (dB)	Azimuth (Degs)	Height (cm)	Polarity
* 1.545	43.43	PK-U	28	-35.2	36.23	-	-	74	-37.77	-	-	1	100	H
* 1.545	32	ADR	28	-35.2	24.8	54	-29.2	-	-	-	-	1	100	H
* 2.785	42.61	PK-U	32.4	-33.9	41.11	-	-	74	-32.89	-	-	1	100	H
* 2.787	31.18	ADR	32.4	-33.9	29.68	54	-24.32	-	-	-	-	1	100	H
* 4.795	42.84	PK-U	34	-30.4	46.44	-	-	74	-27.56	-	-	1	100	H
* 4.793	30.98	ADR	34	-30.5	34.48	54	-19.52	-	-	-	-	1	100	H
* 7.66	37	PK-U	35.6	-26.8	50.25	-	-	74	-23.75	-	-	1	100	V
* 7.66	26.81	ADR	35.6	-26.8	35.61	54	-18.39	-	-	-	-	1	100	V
* 11.49	35.17	PK-U	38	-23.4	51.95	-	-	74	-22.05	-	-	1	100	V
* 11.491	23.9	ADR	38	-23.4	38.5	54	-15.5	-	-	-	-	1	100	V
* 15.79	35.47	PK-U	40.4	-23.1	52.77	-	-	74	-21.23	-	-	1	100	V
* 15.789	24.32	ADR	40.4	-23.1	41.62	54	-12.38	-	-	-	-	1	100	V

FCC Part15 Subpart C T186 2400MHz Spurious Emissions.TST 12746Rev 9.5 24 Jun 2015

This report shall not be reproduced except in full, without the written approval of UL Verification Services Inc.

MID CHANNEL HORIZONTAL

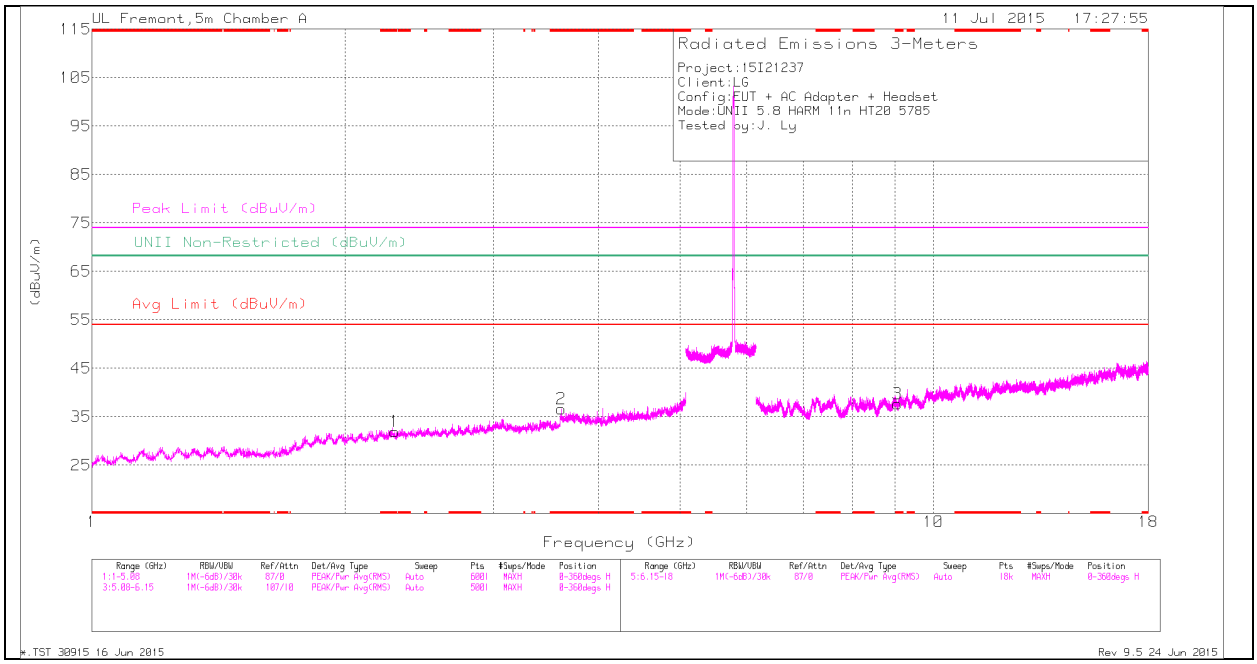

Note: Emission was scanned up to 40GHz; No emissions were detected above the noise floor which was at least 20dB below the specification limit.

This report shall not be reproduced except in full, without the written approval of UL Verification Services Inc.

MID CHANNEL VERTICAL

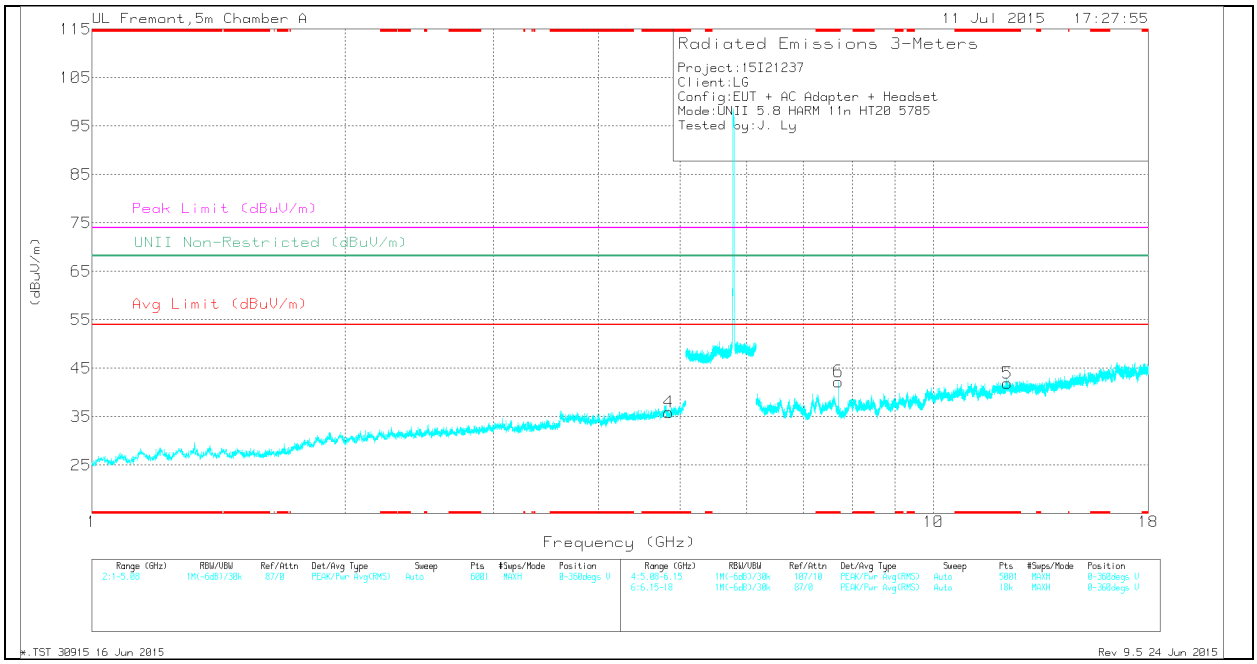

Note: Emission was scanned up to 40GHz; No emissions were detected above the noise floor which was at least 20dB below the specification limit.

This report shall not be reproduced except in full, without the written approval of UL Verification Services Inc.

MID CHANNEL DATA

TRACE MARKERS

Marker	Frequency (GHz)	Meter Reading (dBuV)	Det	AF T136 (dB/m)	Amp/Cbl/Fltr /Pad (dB)	Corrected Reading (dBuV/m)	Avg Limit (dBuV/m)	Margin (dB)	Peak Limit (dBuV/m)	PK Margin (dB)	UNII Non-Restricted (dBuV/m)	PK Margin (dB)	Azimuth (Degs)	Height (cm)	Polarity
1	* 2.29	34.51	Pk	31.8	-34.4	31.91	-	-	74	-42.09	-	-	0-360	201	H
2	* 3.612	36.47	Pk	33.1	-33	36.57	-	-	74	-37.43	-	-	0-360	201	H
4	* 4.849	32.6	Pk	33.9	-30.6	35.9	-	-	74	-38.1	-	-	0-360	100	V
3	* 9.058	27.04	Pk	36.2	-25.6	37.64	-	-	74	-36.36	-	-	0-360	200	H
5	* 12.245	26.07	Pk	38.9	-23	41.97	-	-	74	-32.03	-	-	0-360	100	V
6	* 7.713	33.46	Pk	35.7	-26.9	42.26	-	-	74	-31.74	-	-	0-360	100	V

PK - Peak detector

RADIATED EMISSIONS

Frequency (GHz)	Meter Reading (dBuV)	Det	AF T136 (dB/m)	Amp/Cbl/Fltr/Pad (dB)	Corrected Reading (dBuV/m)	Avg Limit (dBuV/m)	Margin (dB)	Peak Limit (dBuV/m)	PK Margin (dB)	UNII Non-Restricted (dBuV/m)	PK Margin (dB)	Azimuth (Degs)	Height (cm)	Polarity
* 2.288	42.79	PK-U	31.8	-34.4	40.19	-	-	74	-33.81	-	-	360	100	H
* 2.291	31.03	ADR	31.8	-34.4	28.43	54	-25.57	-	-	-	-	360	100	H
* 3.612	42.89	PK-U	33.1	-33	42.99	-	-	74	-31.01	-	-	360	100	H
* 3.612	31.15	ADR	33.1	-33	31.25	54	-22.75	-	-	-	-	360	100	H
* 4.847	40.66	PK-U	33.9	-30.6	43.96	-	-	74	-30.04	-	-	360	100	V
* 4.851	29.56	ADR	33.9	-30.6	32.86	54	-21.14	-	-	-	-	360	100	V
* 9.059	35.18	PK-U	36.2	-25.6	45.78	-	-	74	-28.22	-	-	360	100	H
* 9.06	24	ADR	36.2	-25.6	34.6	54	-19.4	-	-	-	-	360	100	H
* 12.246	33.96	PK-U	38.9	-23	49.86	-	-	74	-24.14	-	-	360	100	V
* 12.245	22.96	ADR	38.9	-23	38.86	54	-15.14	-	-	-	-	360	100	V
* 7.714	36.47	PK-U	35.7	-26.9	50.5	-	-	74	-23.5	-	-	360	100	V
* 7.713	26.35	ADR	35.7	-26.9	35.15	54	-18.85	-	-	-	-	360	100	V

FCC Part15 Subpart C T186 2400MHz Spurious Emissions.TST 12746Rev 9.5 24 Jun 2015

UL VERIFICATION SERVICES INC. FORM NO: CCSUP4701H
47173 BENICIA STREET, FREMONT, CA 94538, USA TEL: (510) 771-1000 FAX: (510) 661-0888
This report shall not be reproduced except in full, without the written approval of UL Verification Services Inc.

HIGH CHANNEL HORIZONTAL

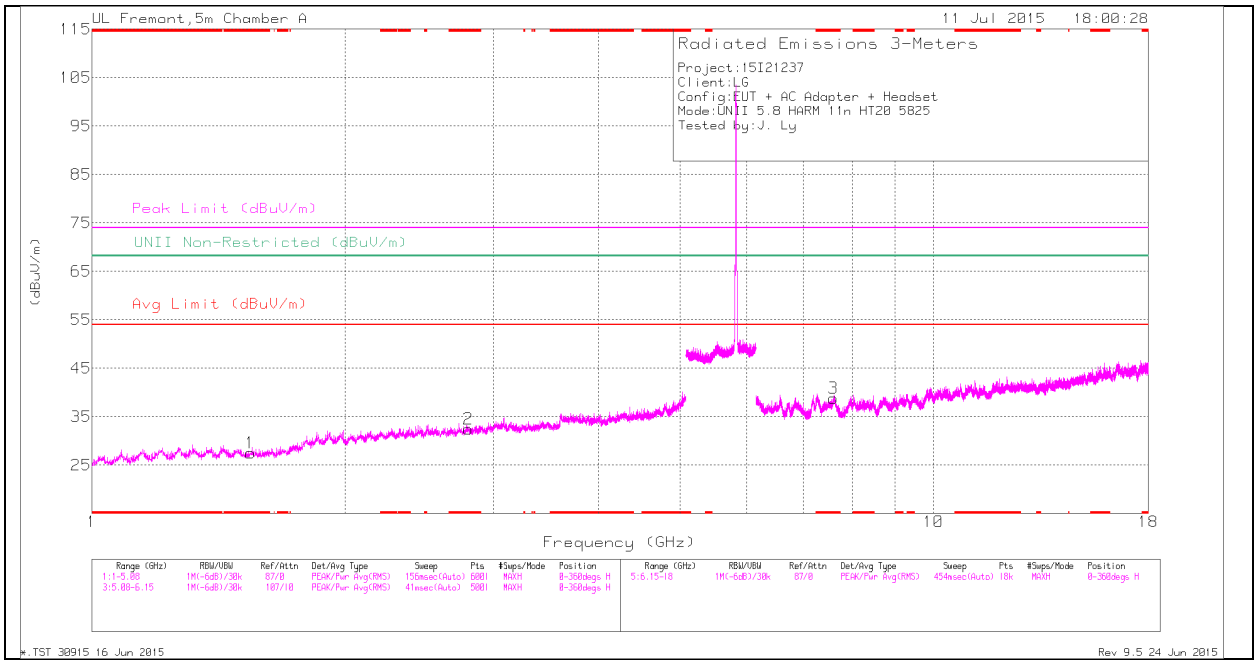

Note: Emission was scanned up to 40GHz; No emissions were detected above the noise floor which was at least 20dB below the specification limit.

This report shall not be reproduced except in full, without the written approval of UL Verification Services Inc.

HIGH CHANNEL VERTICAL

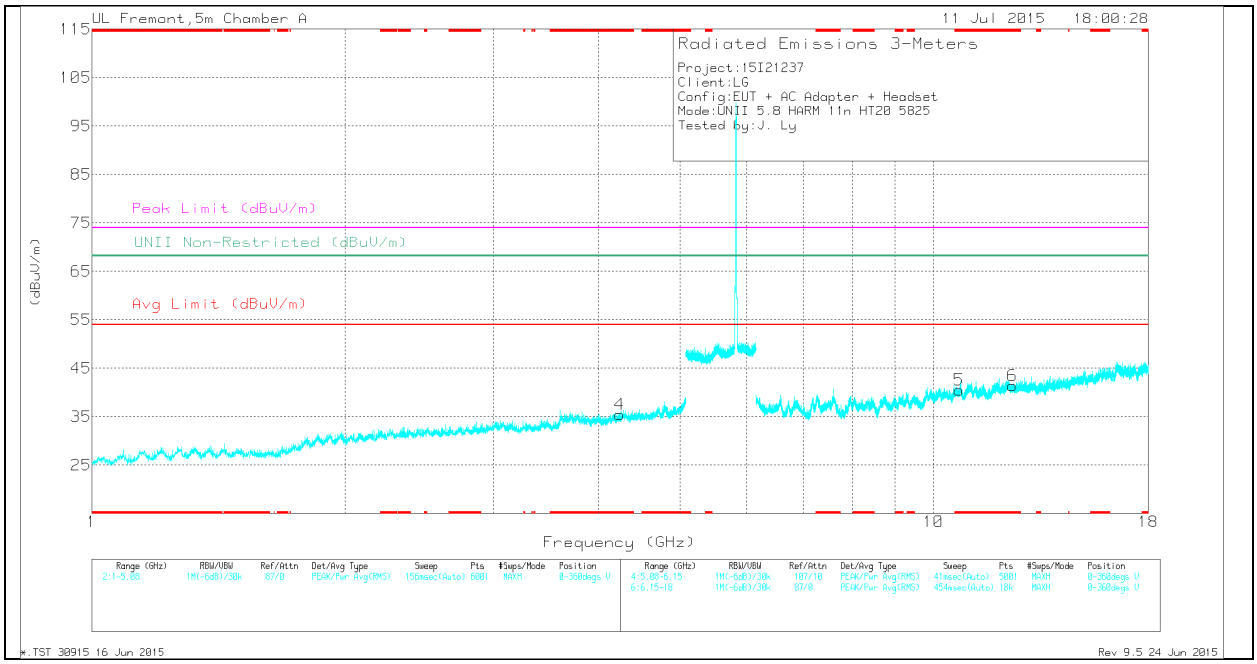

Note: Emission was scanned up to 40GHz; No emissions were detected above the noise floor which was at least 20dB below the specification limit.

This report shall not be reproduced except in full, without the written approval of UL Verification Services Inc.

HIGH CHANNEL DATA

TRACE MARKERS

Marker	Frequency (GHz)	Meter Reading (dBuV)	Det	AF T136 (dB/m)	Amp/Cbl/Fltr /Pad (dB)	Corrected Reading (dBuV/m)	Avg Limit (dBuV/m)	Margin (dB)	Peak Limit (dBuV/m)	PK Margin (dB)	UNII Non-Restricted (dBuV/m)	PK Margin (dB)	Azimuth (Degs)	Height (cm)	Polarity
1	* 1.543	34.74	Pk	28	-35.2	27.54	-	-	74	-46.46	-	-	0-360	100	H
2	* 2.799	34.08	Pk	32.4	-34	32.48	-	-	74	-41.52	-	-	0-360	201	H
4	* 4.24	33.07	Pk	33.4	-31	35.47	-	-	74	-38.53	-	-	0-360	100	V
3	* 7.607	29.25	Pk	35.6	-26	38.85	-	-	74	-35.15	-	-	0-360	201	H
5	* 10.723	26.26	Pk	37.8	-23.5	40.56	-	-	74	-33.44	-	-	0-360	100	V
6	* 12.414	25.68	Pk	39	-23.3	41.38	-	-	74	-32.62	-	-	0-360	100	V

PK - Peak detector

RADIATED EMISSIONS

Frequency (GHz)	Meter Reading (dBuV)	Det	AF T136 (dB/m)	Amp/Cbl/Fltr/Pad (dB)	Corrected Reading (dBuV/m)	Avg Limit (dBuV/m)	Margin (dB)	Peak Limit (dBuV/m)	PK Margin (dB)	UNII Non-Restricted (dBuV/m)	PK Margin (dB)	Azimuth (Degs)	Height (cm)	Polarity
* 1.544	43.52	PK-U	28	-35.2	36.32	-	-	74	-37.68	-	-	360	100	H
* 1.545	32	ADR	28	-35.2	24.8	54	-29.2	-	-	-	-	360	100	H
* 2.798	42.8	PK-U	32.4	-34	41.2	-	-	74	-32.8	-	-	360	100	H
* 2.798	31.31	ADR	32.4	-34	29.71	54	-24.29	-	-	-	-	360	100	H
* 4.239	40.78	PK-U	33.4	-31	43.18	-	-	74	-30.82	-	-	360	100	V
* 4.24	29.73	ADR	33.4	-31	32.13	54	-21.87	-	-	-	-	360	100	V
* 7.607	37.64	PK-U	35.6	-26	47.24	-	-	74	-26.76	-	-	360	100	H
* 7.609	26.35	ADR	35.6	-25.9	36.05	54	-17.95	-	-	-	-	360	100	H
* 10.721	33.59	PK-U	37.8	-23.5	47.89	-	-	74	-26.11	-	-	360	100	V
* 10.722	23.07	ADR	37.8	-23.5	37.37	54	-16.63	-	-	-	-	360	100	V
* 12.415	33.27	PK-U	39	-23.2	49.07	-	-	74	-24.93	-	-	360	100	V
* 12.415	22.89	ADR	39	-23.3	38.59	54	-15.41	-	-	-	-	360	100	V

FCC Part15 Subpart C T186 2400MHz Spurious Emissions.TST 12746Rev 9.5 24 Jun 2015

This report shall not be reproduced except in full, without the written approval of UL Verification Services Inc.

11.3.3. TX ABOVE 1 GHz 802.11n HT40 MODE IN THE 5.8 GHz BAND RESTRICTED BANDEDGE (LOW CHANNEL)

HORIZONTAL PEAK AND AVERAGE PLOT

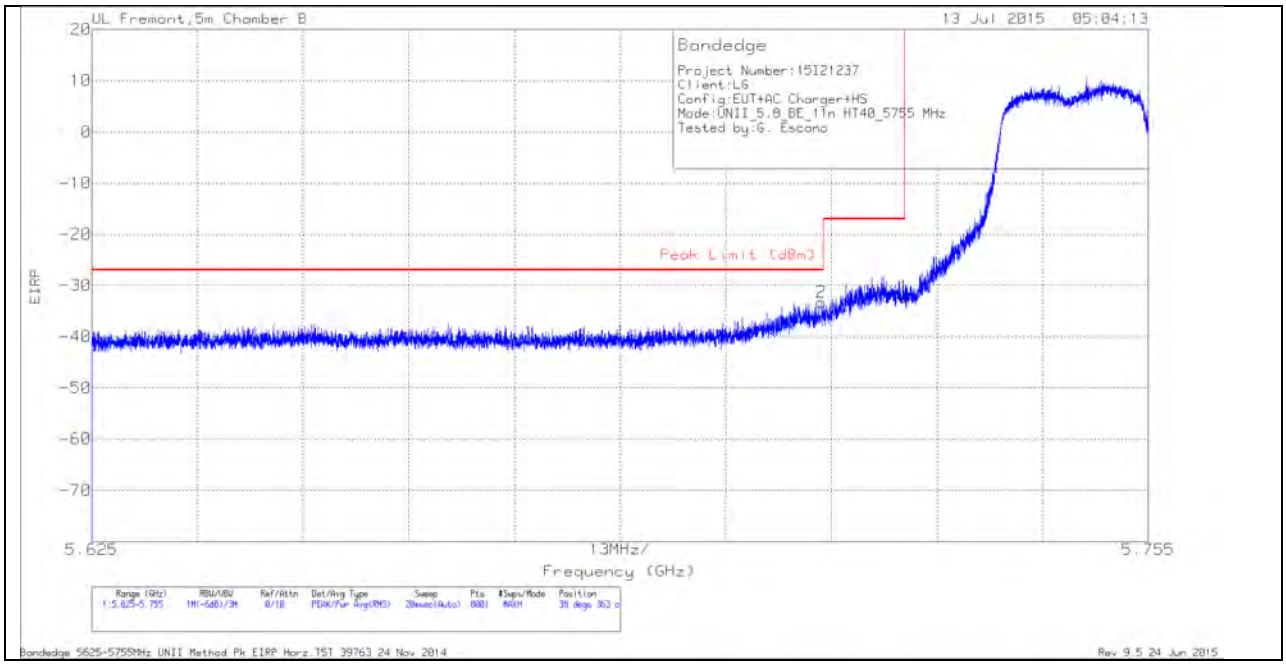

HORIZONTAL DATA

Marker	Frequency (GHz)	Meter Reading (dBm)	Det	AF T345 (dB/m)	Amp/Cbl/Filtr/Pad (dB)	Conversion Factor (dB)	Corrected Reading EIRP	Peak Limit (dBm)	PK Margin (dB)	Azimuth (Degs)	Height (cm)	Polarity
2	5.715	-63.37	Pk	35	-16.7	11.8	-33.27	-27	-6.27	38	363	H
1	5.725	-61.95	Pk	35	-17.1	11.8	-32.25	-17	-15.25	38	363	H

This report shall not be reproduced except in full, without the written approval of UL Verification Services Inc.

VERTICAL PEAK AND AVERAGE PLOT

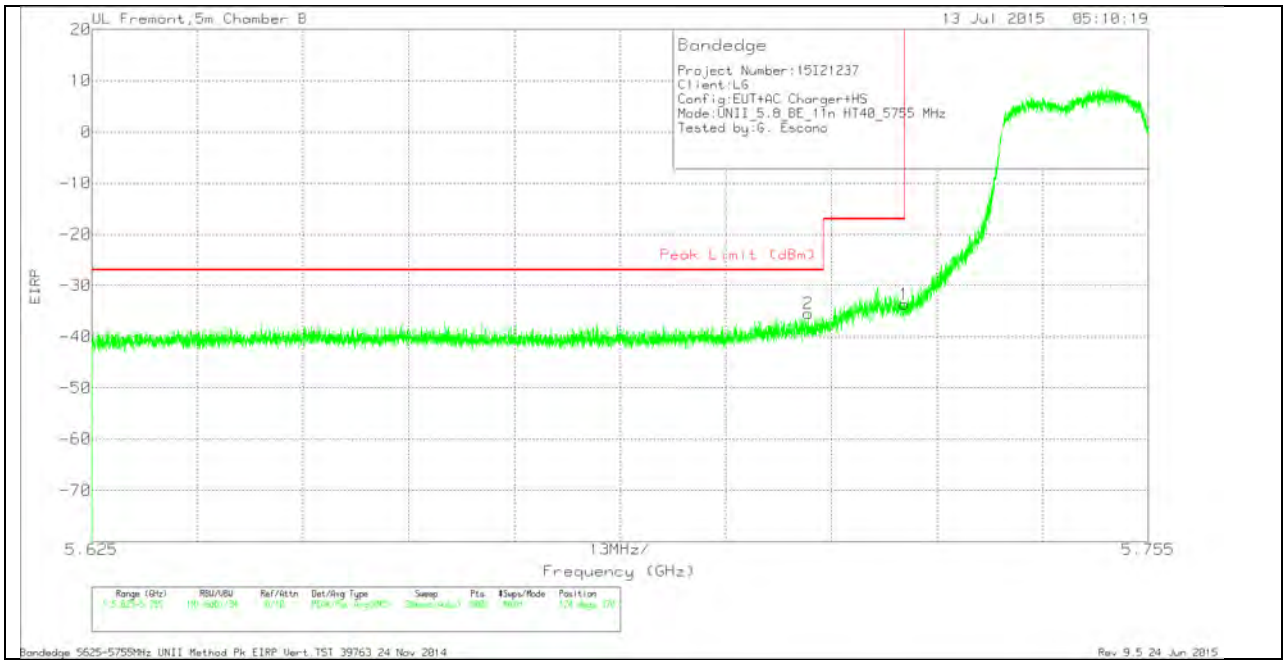

VERTICAL DATA

Marker	Frequency (GHz)	Meter Reading (dBm)	Det	AF T345 (dB/m)	Amp/Cbl/Fltr/Pad (dB)	Conversion Factor (dB)	Corrected Reading EIRP	Peak Limit (dBm)	PK Margin (dB)	Azimuth (Degs)	Height (cm)	Polarity
2	5.713	-65.82	Pk	35	-16.5	11.8	-35.52	-27	-8.52	124	370	V
1	5.725	-63.38	Pk	35	-17.1	11.8	-33.68	-17	-16.68	124	370	V

UL VERIFICATION SERVICES INC. FORM NO: CCSUP4701H
47173 BENICIA STREET, FREMONT, CA 94538, USA TEL: (510) 771-1000 FAX: (510) 661-0888
This report shall not be reproduced except in full, without the written approval of UL Verification Services Inc.

AUTHORIZED BANDEDGE (HIGH CHANNEL)

HORIZONTAL PEAK AND AVERAGE PLOT

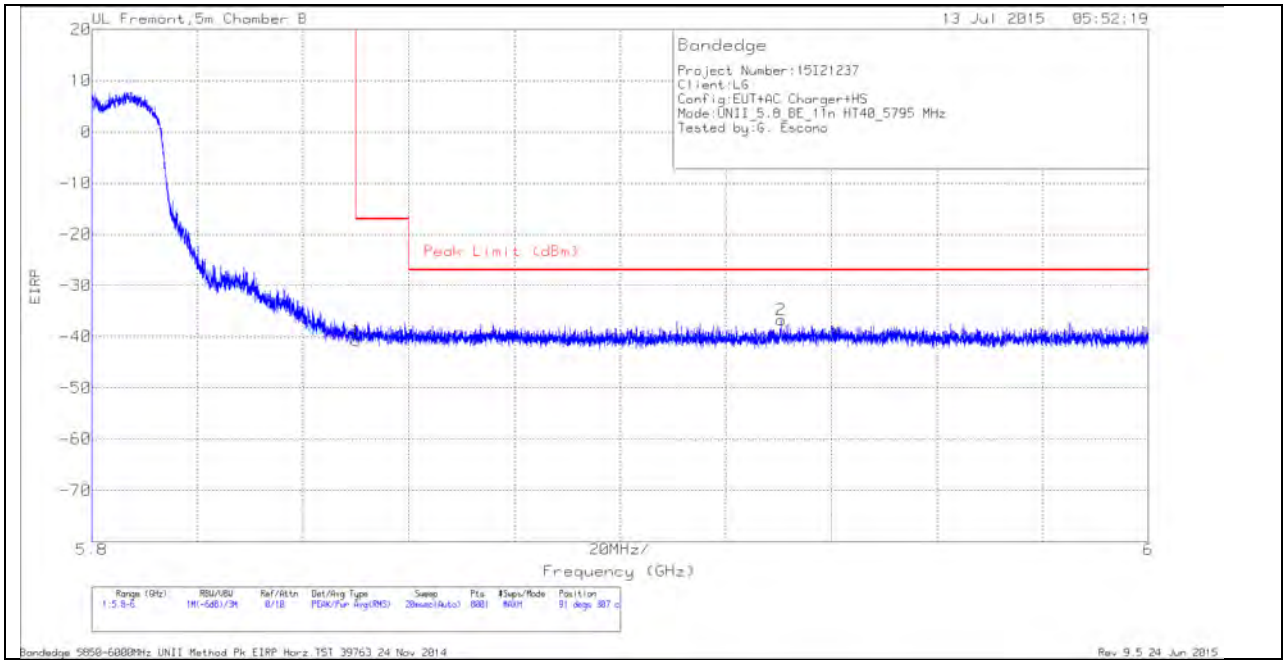

HORIZONTAL DATA

Marker	Frequency (GHz)	Meter Reading (dBm)	Det	AF T345 (dB/m)	Amp/Cbl/Fltr/Pad (dB)	Conversion Factor (dB)	Corrected Reading EIRP	Peak Limit (dBm)	PK Margin (dB)	Azimuth (Degs)	Height (cm)	Polarity
1	5.85	-71.37	Pk	35.4	-16.6	11.8	-40.77	-17	-23.77	91	307	H
2	5.93	-67.81	Pk	35.6	-16.3	11.8	-36.71	-27	-9.71	91	307	H

This report shall not be reproduced except in full, without the written approval of UL Verification Services Inc.

VERTICAL PEAK AND AVERAGE PLOT

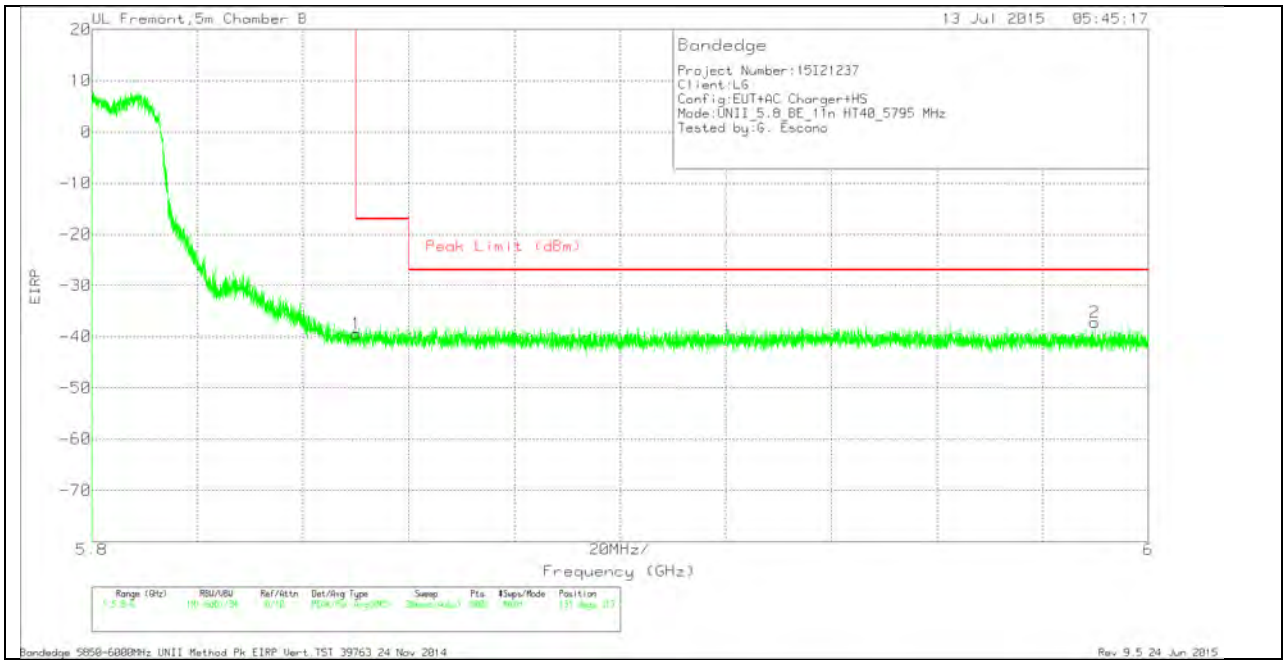

VERTICAL DATA

Marker	Frequency (GHz)	Meter Reading (dBm)	Det	AF T345 (dB/m)	Amp/Cbl/Fltr/Pad (dB)	Conversion Factor (dB)	Corrected Reading EIRP	Peak Limit (dBm)	PK Margin (dB)	Azimuth (Degs)	Height (cm)	Polarity
1	5.85	-70.03	Pk	35.4	-16.6	11.8	-39.43	-17	-22.43	131	313	V
2	5.99	-68.23	Pk	35.7	-16.5	11.8	-37.23	-27	-10.23	131	313	V

UL VERIFICATION SERVICES INC. FORM NO: CCSUP4701H
47173 BENICIA STREET, FREMONT, CA 94538, USA TEL: (510) 771-1000 FAX: (510) 661-0888
This report shall not be reproduced except in full, without the written approval of UL Verification Services Inc.

HARMONICS AND SPURIOUS EMISSIONS

LOW CHANNEL HORIZONTAL

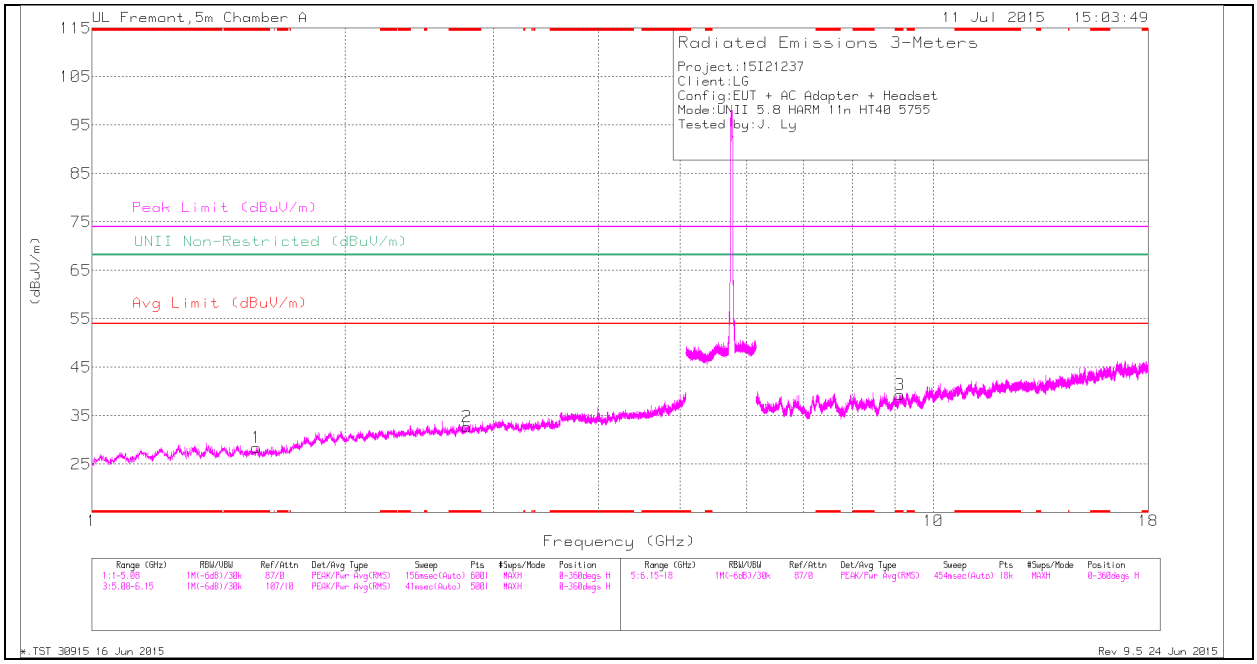

Note: Emission was scanned up to 40GHz; No emissions were detected above the noise floor which was at least 20dB below the specification limit.

This report shall not be reproduced except in full, without the written approval of UL Verification Services Inc.

LOW CHANNEL VERTICAL

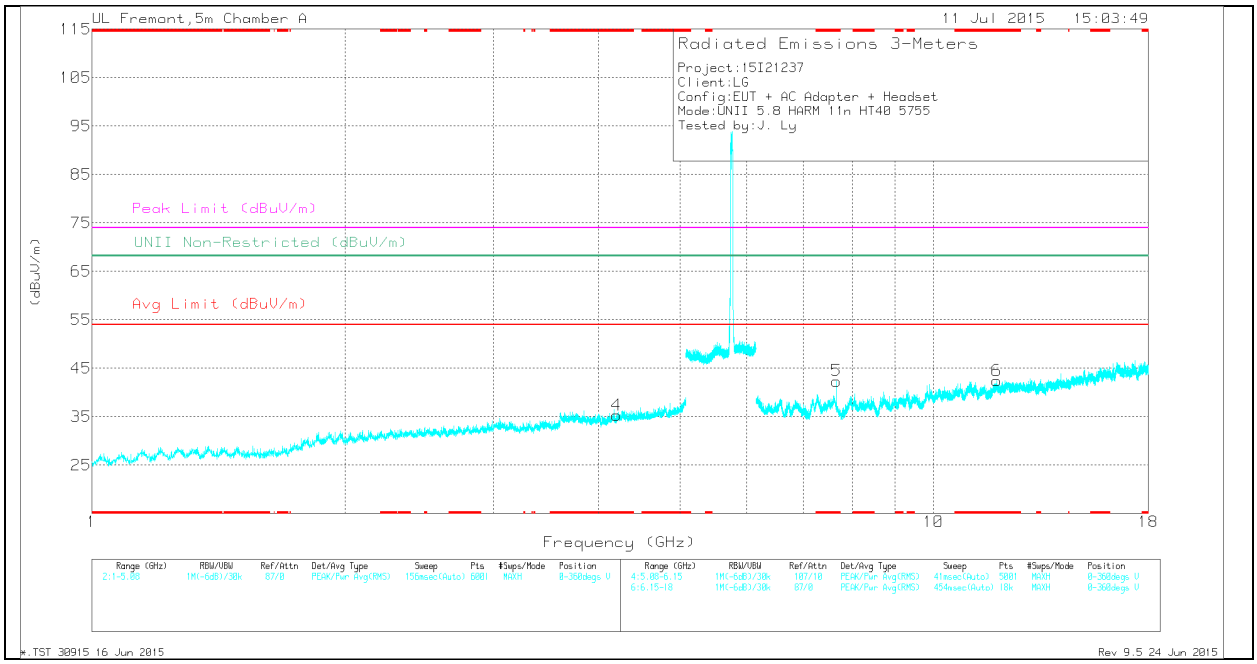

Note: Emission was scanned up to 40GHz; No emissions were detected above the noise floor which was at least 20dB below the specification limit.

This report shall not be reproduced except in full, without the written approval of UL Verification Services Inc.

LOW CHANNEL DATA

TRACE MARKERS

Marker	Frequency (GHz)	Meter Reading (dBuV)	Det	AF T136 (dB/m)	Amp/Cbl/Fltr /Pad (dB)	Corrected Reading (dBuV/m)	Avg Limit (dBuV/m)	Margin (dB)	Peak Limit (dBuV/m)	PK Margin (dB)	UNII Non-Restricted (dBuV/m)	PK Margin (dB)	Azimuth (Degs)	Height (cm)	Polarity
1	* 1.57	35.6	Pk	28	-35.2	28.4	-	-	74	-45.6	-	-	0-360	100	H
2	* 2.789	34.26	Pk	32.4	-33.9	32.76	-	-	74	-41.24	-	-	0-360	100	H
4	* 4.201	33.88	Pk	33.3	-31.9	35.28	-	-	74	-38.72	-	-	0-360	200	V
3	* 9.121	28.66	Pk	36.3	-25.6	39.36	-	-	74	-34.64	-	-	0-360	100	H
5	* 7.673	33.69	Pk	35.6	-26.9	42.39	-	-	74	-31.61	-	-	0-360	100	V
6	* 11.889	26.7	Pk	38.5	-22.7	42.5	-	-	74	-31.5	-	-	0-360	200	V

PK - Peak detector

RADIATED EMISSIONS

Frequency (GHz)	Meter Reading (dBuV)	Det	AF T136 (dB/m)	DC (dB)	Amp/Cbl/Fltr/Pad (dB)	Corrected Reading (dBuV/m)	Avg Limit (dBuV/m)	Margin (dB)	Peak Limit (dBuV/m)	PK Margin (dB)	UNII Non-Restricted (dBuV/m)	PK Margin (dB)	Azimuth (Degs)	Height (cm)	Polarity
* 1.572	43.89	PK-U	28	0	-35.2	36.69	-	-	74	-37.31	-	-	1	100	H
* 1.568	31.78	ADR	28	0.17	-35.2	24.75	54	-29.25	-	-	-	-	1	100	H
* 2.787	43.24	PK-U	32.4	0	-33.9	41.74	-	-	74	-32.26	-	-	1	100	H
* 2.79	31.23	ADR	32.4	0.17	-33.9	30.07	54	-23.93	-	-	-	-	1	100	H
* 4.202	41.6	PK-U	33.3	0	-31.9	43	-	-	74	-31	-	-	1	100	V
* 4.2	30.25	ADR	33.3	0.17	-31.73	31.82	54	-22.18	-	-	-	-	1	100	V
* 9.12	36.58	PK-U	36.3	0	-25.6	47.28	-	-	74	-26.72	-	-	1	100	H
* 9.122	25.42	ADR	36.3	0.17	-25.6	36.29	54	-17.71	-	-	-	-	1	100	H
* 7.673	36.92	PK-U	35.6	0	-26.9	50.15	-	-	74	-23.85	-	-	1	100	V
* 7.673	27.79	ADR	35.6	0.17	-26.9	36.66	54	-17.34	-	-	-	-	1	100	V
* 11.887	34.15	PK-U	38.5	0	-22.8	49.85	-	-	74	-24.15	-	-	1	100	V
* 11.89	22.98	ADR	38.5	0.17	-22.7	38.95	54	-15.05	-	-	-	-	1	100	V

FCC Part15 Subpart C T186 2400MHz Spurious Emissions.TST 12746Rev 9.5 24 Jun 2015

This report shall not be reproduced except in full, without the written approval of UL Verification Services Inc.

HIGH CHANNEL HORIZONTAL

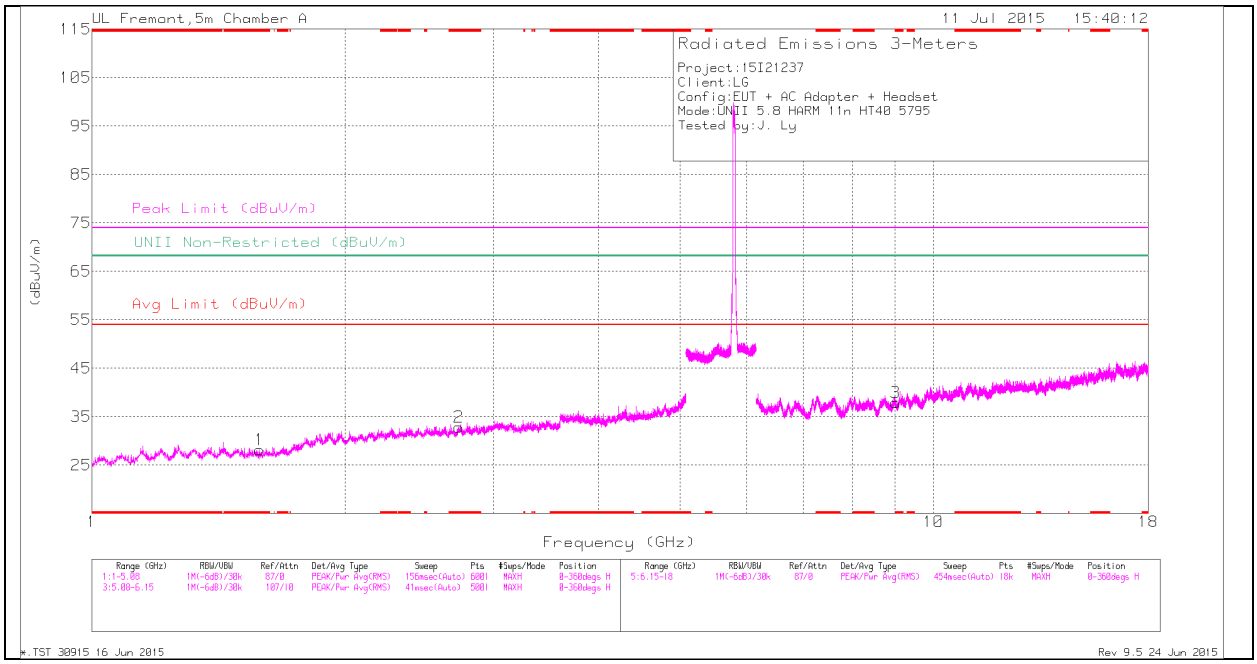

Note: Emission was scanned up to 40GHz; No emissions were detected above the noise floor which was at least 20dB below the specification limit.

This report shall not be reproduced except in full, without the written approval of UL Verification Services Inc.

HIGH CHANNEL VERTICAL

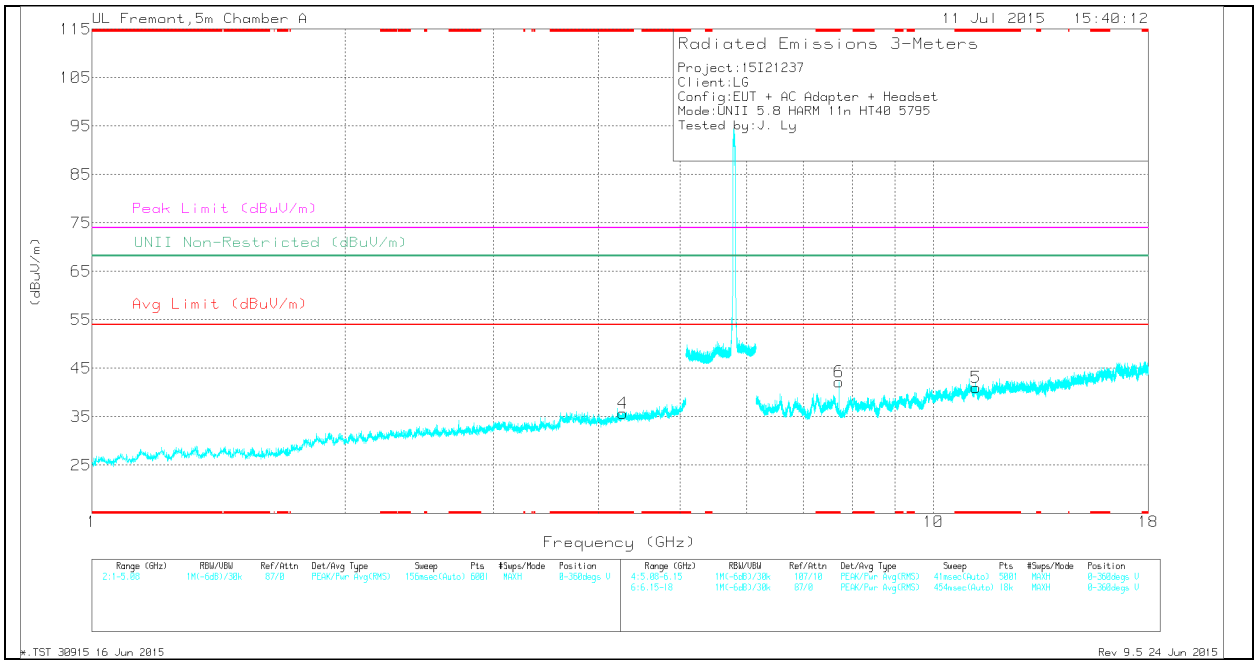

Note: Emission was scanned up to 40GHz; No emissions were detected above the noise floor which was at least 20dB below the specification limit.

This report shall not be reproduced except in full, without the written approval of UL Verification Services Inc.

HIGH CHANNEL DATA

TRACE MARKERS

Marker	Frequency (GHz)	Meter Reading (dBuV)	Det	AF T136 (dB/m)	Amp/Cbl/Fltr /Pad (dB)	Corrected Reading (dBuV/m)	Avg Limit (dBuV/m)	Margin (dB)	Peak Limit (dBuV/m)	PK Margin (dB)	UNII Non-Restricted (dBuV/m)	PK Margin (dB)	Azimuth (Degs)	Height (cm)	Polarity
1	* 1.583	35.36	Pk	28	-35.2	28.16	-	-	74	-45.84	-	-	0-360	100	H
2	* 2.731	34.45	Pk	32.3	-33.9	32.85	-	-	74	-41.15	-	-	0-360	201	H
4	* 4.274	32.98	Pk	33.4	-30.7	35.68	-	-	74	-38.32	-	-	0-360	100	V
3	* 9.018	27.05	Pk	36.2	-25.3	37.95	-	-	74	-36.05	-	-	0-360	201	H
5	* 11.232	25.9	Pk	37.8	-22.7	41	-	-	74	-33	-	-	0-360	200	V
6	* 7.727	33.29	Pk	35.7	-26.8	42.19	-	-	74	-31.81	-	-	0-360	100	V

PK - Peak detector

RADIATED EMISSIONS

Frequency (GHz)	Meter Reading (dBuV)	Det	AF T136 (dB/m)	Amp/Cbl/Fltr/Pad (dB)	DC (dB)	Corrected Reading (dBuV/m)	Avg Limit (dBuV/m)	Margin (dB)	Peak Limit (dBuV/m)	PK Margin (dB)	UNII Non-Restricted (dBuV/m)	PK Margin (dB)	Azimuth (Degs)	Height (cm)	Polarity
* 1.582	43.41	PK-U	28	-35.2	0	36.21	-	-	74	-37.79	-	-	1	100	H
* 1.584	31.96	ADR	27.9	-35.2	0.17	24.83	54	-29.17	-	-	-	-	1	100	H
* 2.733	42.61	PK-U	32.3	-33.8	0	41.11	-	-	74	-32.89	-	-	1	100	H
* 2.73	31.21	ADR	32.3	-33.9	0.17	29.78	54	-24.22	-	-	-	-	1	100	H
* 4.273	40.82	PK-U	33.4	-30.7	0	43.52	-	-	74	-30.48	-	-	1	100	V
* 4.273	29.83	ADR	33.4	-30.7	0.17	32.70	54	-21.3	-	-	-	-	1	100	V
* 9.019	35.72	PK-U	36.2	-25.3	0	46.62	-	-	74	-27.38	-	-	1	100	H
* 9.017	24.34	ADR	36.2	-25.3	0.17	35.41	54	-18.59	-	-	-	-	1	100	H
* 11.233	33.5	PK-U	37.8	-22.7	0	48.6	-	-	74	-25.4	-	-	1	100	V
* 11.232	22.97	ADR	37.8	-22.7	0.17	38.24	54	-15.76	-	-	-	-	1	100	V
* 7.727	36.21	PK-U	35.7	-26.8	0	49.75	-	-	74	-24.25	-	-	1	100	V
* 7.727	25.68	ADR	35.7	-26.8	0.17	34.75	54	-19.25	-	-	-	-	1	100	V

FCC Part15 Subpart C T186 2400MHz Spurious Emissions.TST 12746Rev 9.5 24 Jun 2015

This report shall not be reproduced except in full, without the written approval of UL Verification Services Inc.

11.3.4. TX ABOVE 1 GHz 802.11ac HT80 MODE IN THE 5.8 GHz BAND RESTRICTED BANDEDGE (LOWER EDGE)

HORIZONTAL PEAK AND AVERAGE PLOT

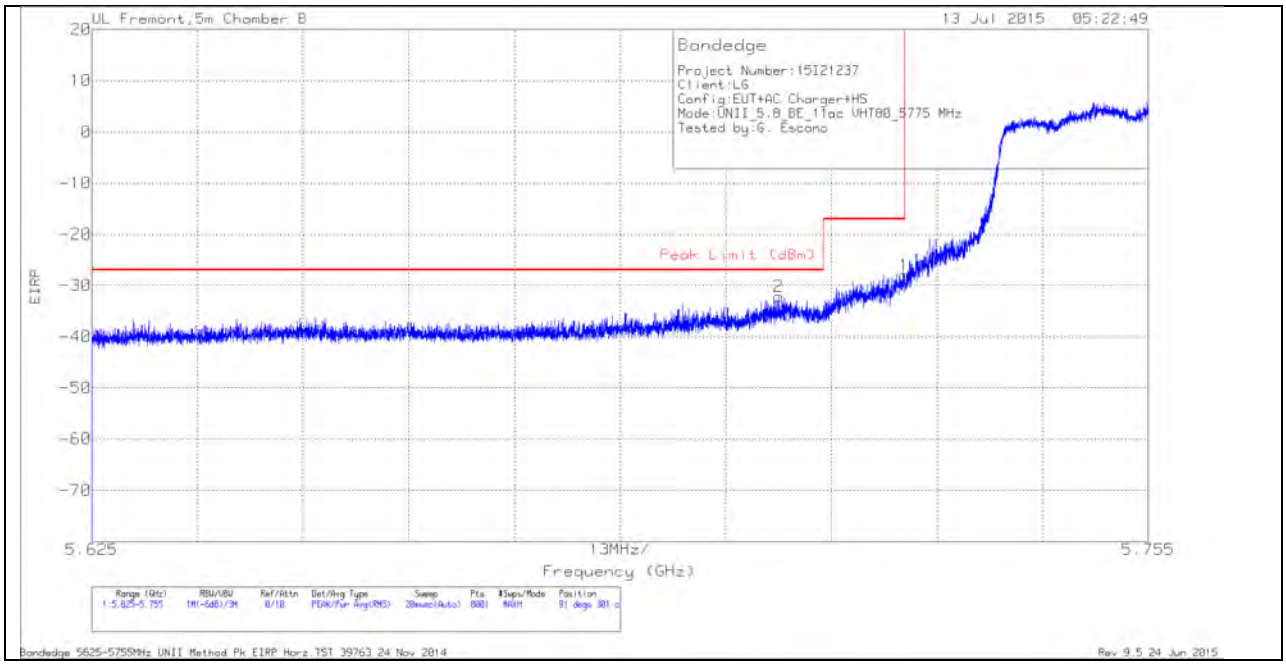

HORIZONTAL DATA

Marker	Frequency (GHz)	Meter Reading (dBm)	Det	AF T345 (dB/m)	Amp/Cbl/Filtr/Pad (dB)	Conversion Factor (dB)	Corrected Reading EIRP	Peak Limit (dBm)	PK Margin (dB)	Azimuth (Degs)	Height (cm)	Polarity
2	5.71	-62.53	Pk	35	-16.4	11.8	-32.13	-27	-5.13	91	301	H
1	5.725	-57.68	Pk	35	-17.1	11.8	-27.98	-17	-10.98	91	301	H

This report shall not be reproduced except in full, without the written approval of UL Verification Services Inc.

VERTICAL PEAK AND AVERAGE PLOT

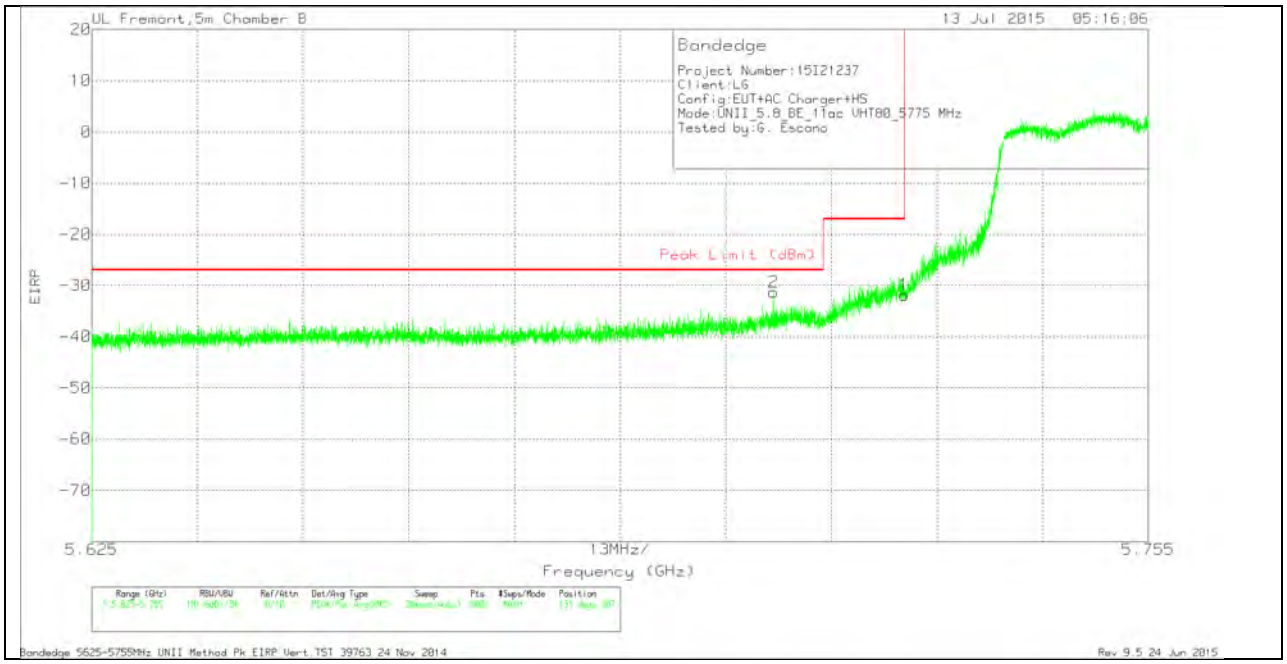

VERTICAL DATA

Marker	Frequency (GHz)	Meter Reading (dBm)	Det	AF T345 (dB/m)	Amp/Cbl/Fltr/Pad (dB)	Conversion Factor (dB)	Corrected Reading EIRP	Peak Limit (dBm)	PK Margin (dB)	Azimuth (Degs)	Height (cm)	Polarity
2	5.709	-61.66	Pk	35	-16.4	11.8	-31.26	-27	-4.26	131	307	V
1	5.725	-61.55	Pk	35	-17.1	11.8	-31.85	-17	-14.85	131	307	V

UL VERIFICATION SERVICES INC. FORM NO: CCSUP4701H
47173 BENICIA STREET, FREMONT, CA 94538, USA TEL: (510) 771-1000 FAX: (510) 661-0888
This report shall not be reproduced except in full, without the written approval of UL Verification Services Inc.

AUTHORIZED BANDEDGE (HIGHER EDGE)

HORIZONTAL PEAK AND AVERAGE PLOT

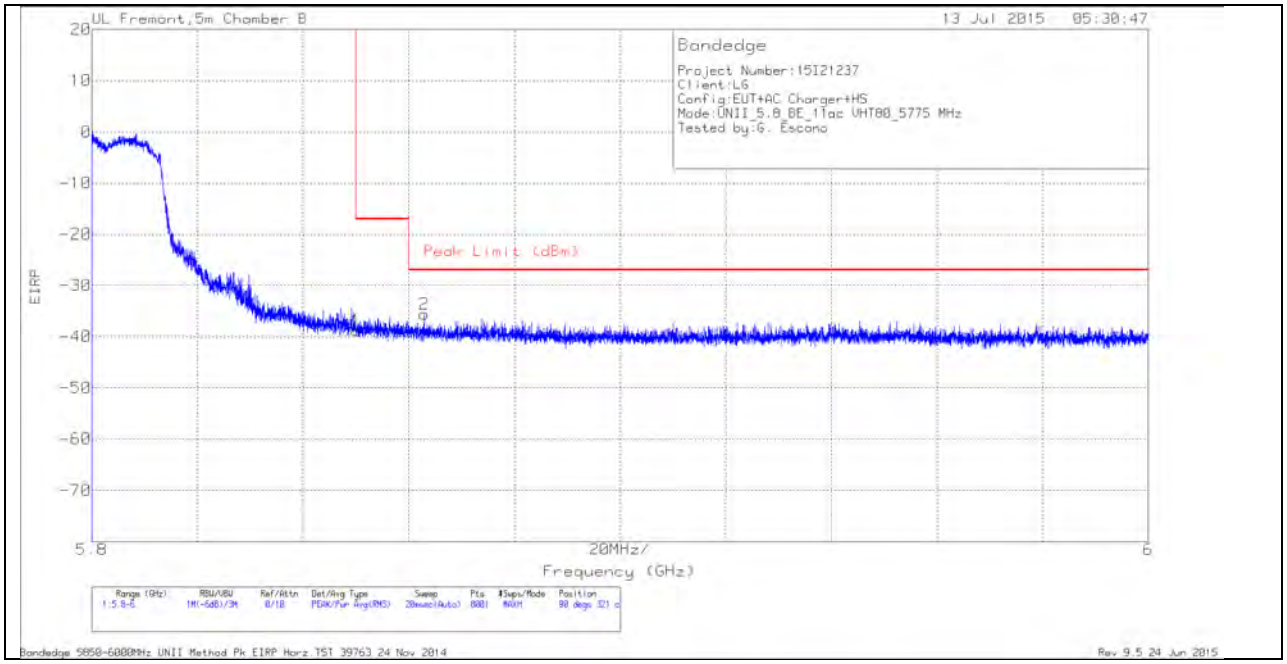

HORIZONTAL DATA

Marker	Frequency (GHz)	Meter Reading (dBm)	Det	AF T345 (dB/m)	Amp/Cbl/Fltr/Pad (dB)	Conversion Factor (dB)	Corrected Reading EIRP	Peak Limit (dBm)	PK Margin (dB)	Azimuth (Degs)	Height (cm)	Polarity
1	5.85	-69.4	Pk	35.4	-16.6	11.8	-38.8	-17	-21.8	90	321	H
2	5.863	-66.21	Pk	35.4	-16.6	11.8	-35.61	-27	-8.61	90	321	H

This report shall not be reproduced except in full, without the written approval of UL Verification Services Inc.

VERTICAL PEAK AND AVERAGE PLOT

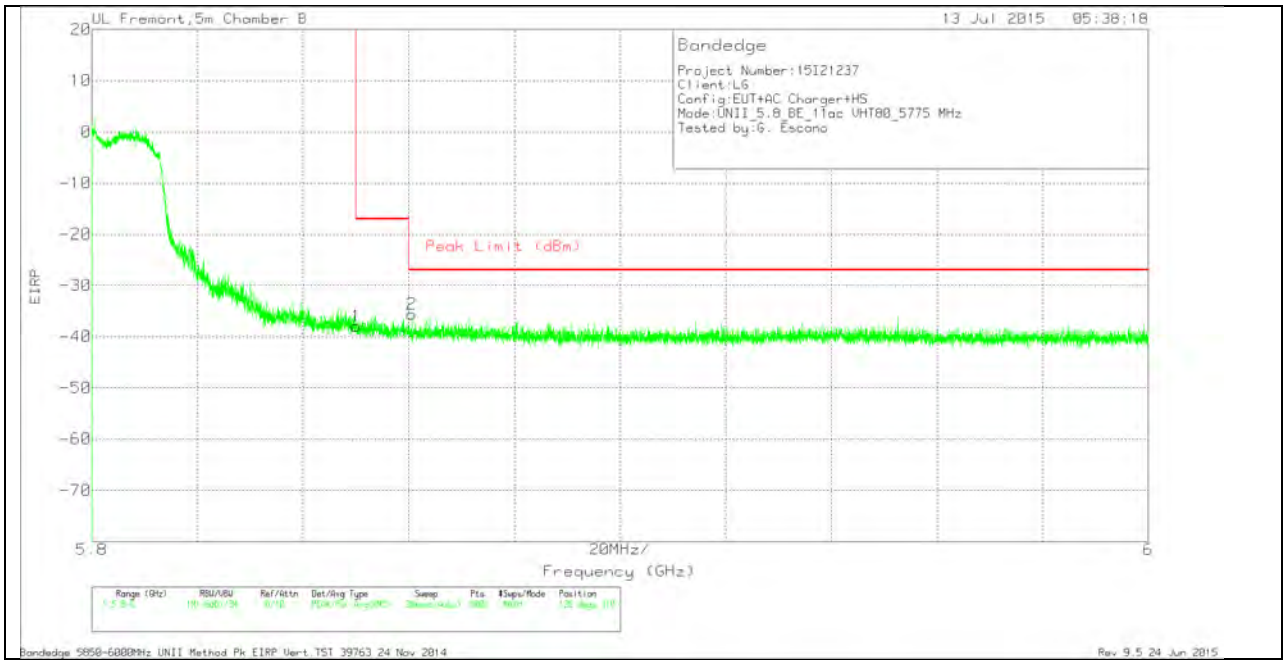

VERTICAL DATA

Marker	Frequency (GHz)	Meter Reading (dBm)	Det	AF T345 (dB/m)	Amp/Cbl/Fltr/Pad (dB)	Conversion Factor (dB)	Corrected Reading EIRP	Peak Limit (dBm)	PK Margin (dB)	Azimuth (Degs)	Height (cm)	Polarity
1	5.85	-68.51	Pk	35.4	-16.6	11.8	-37.91	-17	-20.91	128	310	V
2	5.861	-66.24	Pk	35.4	-16.6	11.8	-35.64	-27	-8.64	128	310	V

This report shall not be reproduced except in full, without the written approval of UL Verification Services Inc.