Test Laboratory: Sporton International Inc. SAR/HAC Testing Lab Date: 2020.5.29

**12_LTE Band 38_20M_QPSK_1RB_0Offset_Left Cheek_0mm_Ch38000**

Communication System: UID 0, LTE-TDD (0); Frequency: 2595 MHz;Duty Cycle: 1:1.59
Medium: HSL_2600 Medium parameters used: f = 2595 MHz; $\sigma$ = 2.047 S/m; $\varepsilon_r$ = 37.894; $\rho$ = 1000 kg/m$^3$
Ambient Temperature：23.3 °C; Liquid Temperature：22.7 °C

DASY5 Configuration:
- Probe: ES3DV3 - SN3293; ConvF(4.39, 4.39, 4.39); Calibrated: 2019.11.25
- Sensor-Surface: 3mm (Mechanical Surface Detection)
- Electronics: DAE4 Sn656; Calibrated: 2019.12.17
- Phantom: SAM2; Type: SAM; Serial: TP-1503
- Measurement SW: DASY52, Version 52.10 (4); SEMCAD X Version 14.6.14 (7483)

**Area Scan (81x91x1):** Interpolated grid: dx=1.200 mm, dy=1.200 mm
Maximum value of SAR (interpolated) = 0.269 W/kg

**Zoom Scan (8x8x7)/Cube 0:** Measurement grid: dx=5mm, dy=5mm, dz=5mm
Reference Value = 3.361 V/m; Power Drift = 0.02 dB
Peak SAR (extrapolated) = 0.393 W/kg
**SAR(1 g) = 0.199 W/kg; SAR(10 g) = 0.102 W/kg**
Maximum value of SAR (measured) = 0.245 W/kg




0 dB = 0.245 W/kg = -6.11 dBW/kg

Test Laboratory: Sporton International Inc. SAR/HAC Testing Lab Date: 2020.6.7

**13_WLAN2.4GHz_802.11b 1Mbps_Left Cheek_0mm_Ch11**

Communication System: UID 0, 802.11b (0); Frequency: 2462 MHz;Duty Cycle: 1:1.025
Medium: HSL_2450 Medium parameters used: f = 2462 MHz; $\sigma$ = 1.872 S/m; $\varepsilon_r$ = 38.406; $\rho$ = 1000 kg/m$^3$
Ambient Temperature：23.3 ℃; Liquid Temperature：22.7 ℃

DASY5 Configuration:
- Probe: ES3DV3 - SN3293; ConvF(4.6, 4.6, 4.6); Calibrated: 2019.11.25
- Sensor-Surface: 3mm (Mechanical Surface Detection)
- Electronics: DAE4 Sn656; Calibrated: 2019.12.17
- Phantom: SAM2; Type: SAM; Serial: TP-1503
- Measurement SW: DASY52, Version 52.10 (4); SEMCAD X Version 14.6.14 (7483)

**Area Scan (91x91x1):** Interpolated grid: dx=1.200 mm, dy=1.200 mm
Maximum value of SAR (interpolated) = 0.565 W/kg

**Zoom Scan (7x8x7)/Cube 0:** Measurement grid: dx=5mm, dy=5mm, dz=5mm
Reference Value = 9.400 V/m; Power Drift = 0.02 dB
Peak SAR (extrapolated) = 0.838 W/kg
**SAR(1 g) = 0.415 W/kg; SAR(10 g) = 0.208 W/kg**
Maximum value of SAR (measured) = 0.541 W/kg




0 dB = 0.541 W/kg = -2.67 dBW/kg

Test Laboratory: Sporton International Inc. SAR/HAC Testing Lab Date: 2020.6.7

**14_Bluetooth_1Mbps_Left Cheek_0mm_Ch39**

Communication System: UID 0, Bluetooth (0); Frequency: 2441 MHz;Duty Cycle: 1:1.294
Medium: HSL_2450 Medium parameters used: f = 2441 MHz; $\sigma$ = 1.848 S/m; $\varepsilon_r$ = 38.491; $\rho$ = 1000 kg/m$^3$
Ambient Temperature：23.3 ℃; Liquid Temperature：22.7 ℃

DASY5 Configuration:
- Probe: ES3DV3 - SN3293; ConvF(4.6, 4.6, 4.6); Calibrated: 2019.11.25
- Sensor-Surface: 3mm (Mechanical Surface Detection)
- Electronics: DAE4 Sn656; Calibrated: 2019.12.17
- Phantom: SAM2; Type: SAM; Serial: TP-1503
- Measurement SW: DASY52, Version 52.10 (4); SEMCAD X Version 14.6.14 (7483)

**Area Scan (91x91x1):** Interpolated grid: dx=1.200 mm, dy=1.200 mm
Maximum value of SAR (interpolated) = 0.0669 W/kg

**Zoom Scan (8x8x7)/Cube 0:** Measurement grid: dx=5mm, dy=5mm, dz=5mm
Reference Value = 2.698 V/m; Power Drift = 0.07 dB
Peak SAR (extrapolated) = 0.0980 W/kg
**SAR(1 g) = 0.044 W/kg; SAR(10 g) = 0.021 W/kg**
Maximum value of SAR (measured) = 0.0548 W/kg




0 dB = 0.0548 W/kg = -12.61 dBW/kg

Test Laboratory: Sporton International Inc. SAR/HAC Testing Lab Date: 2020.5.20

**15_GSM850_GPRS 2 Tx slots_Back_10mm_Ch189**

Communication System: UID 0, GSM 2Tx slots (0); Frequency: 836.4 MHz;Duty Cycle: 1:4.15
Medium: HSL_835 Medium parameters used: f = 836.4 MHz; $\sigma$ = 0.944 S/m; $\varepsilon_r$ = 41.878; $\rho$ = 1000 kg/m$^3$
Ambient Temperature：23.2 ℃; Liquid Temperature：22.6 ℃

DASY5 Configuration:
- Probe: ES3DV3 - SN3293; ConvF(6.39, 6.39, 6.39); Calibrated: 2019.11.25
- Sensor-Surface: 3mm (Mechanical Surface Detection)
- Electronics: DAE4 Sn656; Calibrated: 2019.12.17
- Phantom: SAM2; Type: SAM; Serial: TP-1503
- Measurement SW: DASY52, Version 52.10 (4); SEMCAD X Version 14.6.14 (7483)

**Area Scan (71x121x1):** Interpolated grid: dx=1.500 mm, dy=1.500 mm
Maximum value of SAR (interpolated) = 0.497 W/kg

**Zoom Scan (7x8x7)/Cube 0:** Measurement grid: dx=8mm, dy=8mm, dz=5mm
Reference Value = 22.59 V/m; Power Drift = -0.05 dB
Peak SAR (extrapolated) = 0.540 W/kg
**SAR(1 g) = 0.434 W/kg; SAR(10 g) = 0.332 W/kg**
Maximum value of SAR (measured) = 0.474 W/kg

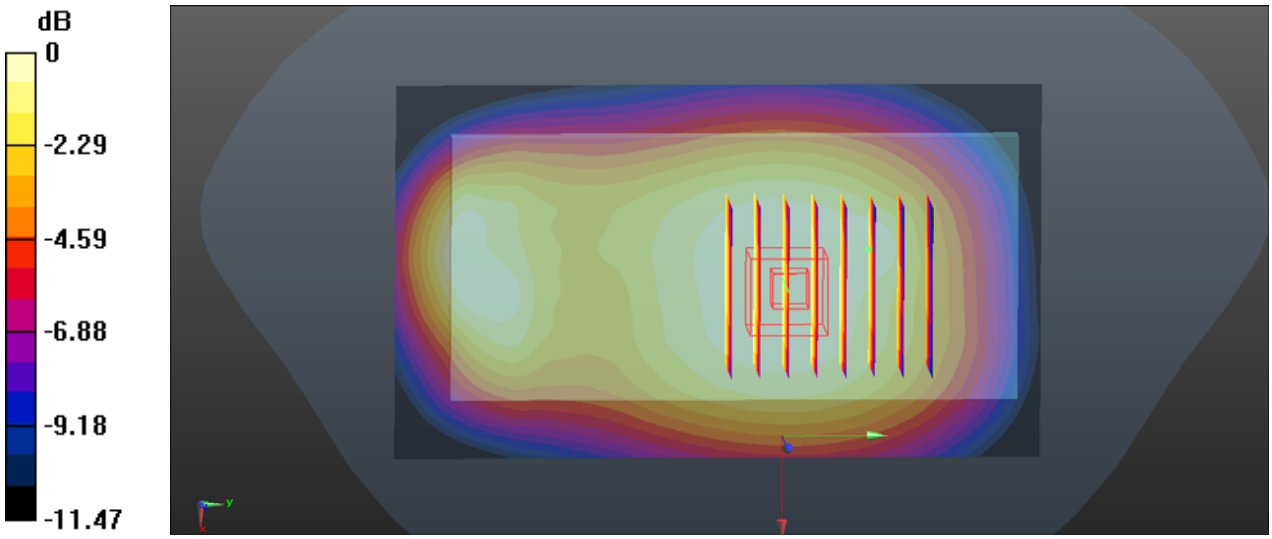


0 dB = 0.474 W/kg = -3.24 dBW/kg

Test Laboratory: Sporton International Inc. SAR/HAC Testing Lab Date: 2020.5.26

**16_GSM 1900_GPRS 2 Tx slots_Bottom Side_10mm_Ch661**

Communication System: UID 0, GSM 2Tx slots (0); Frequency: 1880 MHz;Duty Cycle: 1:4.15
Medium: HSL_1900 Medium parameters used: f = 1880 MHz; $\sigma$ = 1.408 S/m; $\varepsilon_r$ = 38.693; $\rho$ = 1000 kg/m$^3$
Ambient Temperature：23.2 ℃; Liquid Temperature：22.6 ℃

DASY5 Configuration:
- Probe: ES3DV3 - SN3293; ConvF(5.32, 5.32, 5.32); Calibrated: 2019.11.25
- Sensor-Surface: 3mm (Mechanical Surface Detection)
- Electronics: DAE4 Sn656; Calibrated: 2019.12.17
- Phantom: SAM2; Type: SAM; Serial: TP-1503
- Measurement SW: DASY52, Version 52.10 (4); SEMCAD X Version 14.6.14 (7483)

**Area Scan (41x81x1):** Interpolated grid: dx=1.500 mm, dy=1.500 mm
Maximum value of SAR (interpolated) = 0.638 W/kg

**Zoom Scan (5x5x7)/Cube 0:** Measurement grid: dx=8mm, dy=8mm, dz=5mm
Reference Value = 18.07 V/m; Power Drift = 0.04 dB
Peak SAR (extrapolated) = 0.823 W/kg
**SAR(1 g) = 0.463 W/kg; SAR(10 g) = 0.249 W/kg**
Maximum value of SAR (measured) = 0.576 W/kg

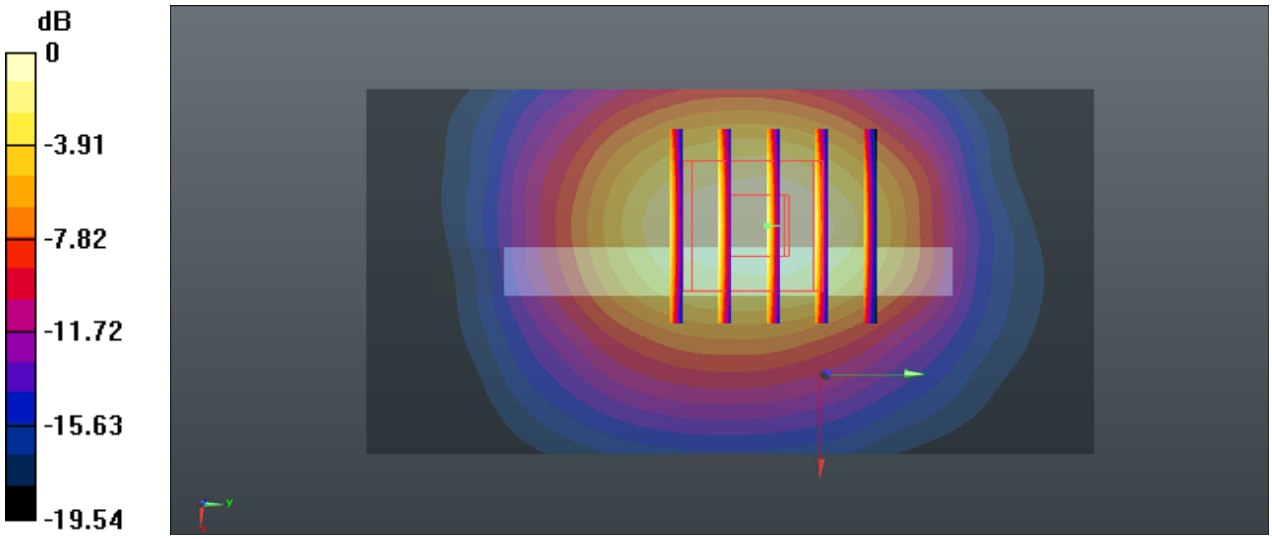


0 dB = 0.576 W/kg = -2.40 dBW/kg

Test Laboratory: Sporton International Inc. SAR/HAC Testing Lab Date: 2020.5.26

**17_WCDMA II_RMC 12.2Kbps_Bottom Side_10mm_Ch9538**

Communication System: UID 0, WCDMA (0); Frequency: 1907.6 MHz;Duty Cycle: 1:1
Medium: HSL_1900 Medium parameters used: f = 1908 MHz; $\sigma$ = 1.437 S/m; $\varepsilon_r$ = 38.566; $\rho$ = 1000 kg/m$^3$
Ambient Temperature：23.2 ℃; Liquid Temperature：22.6 ℃

DASY5 Configuration:
- Probe: ES3DV3 - SN3293; ConvF(5.32, 5.32, 5.32); Calibrated: 2019.11.25
- Sensor-Surface: 3mm (Mechanical Surface Detection)
- Electronics: DAE4 Sn656; Calibrated: 2019.12.17
- Phantom: SAM2; Type: SAM; Serial: TP-1503
- Measurement SW: DASY52, Version 52.10 (4); SEMCAD X Version 14.6.14 (7483)

**Area Scan (41x81x1):** Interpolated grid: dx=1.500 mm, dy=1.500 mm
Maximum value of SAR (interpolated) = 1.73 W/kg

**Zoom Scan (5x5x7)/Cube 0:** Measurement grid: dx=8mm, dy=8mm, dz=5mm
Reference Value = 29.58 V/m; Power Drift = 0.03 dB
Peak SAR (extrapolated) = 1.93 W/kg
**SAR(1 g) = 1.05 W/kg; SAR(10 g) = 0.556 W/kg**
Maximum value of SAR (measured) = 1.60 W/kg

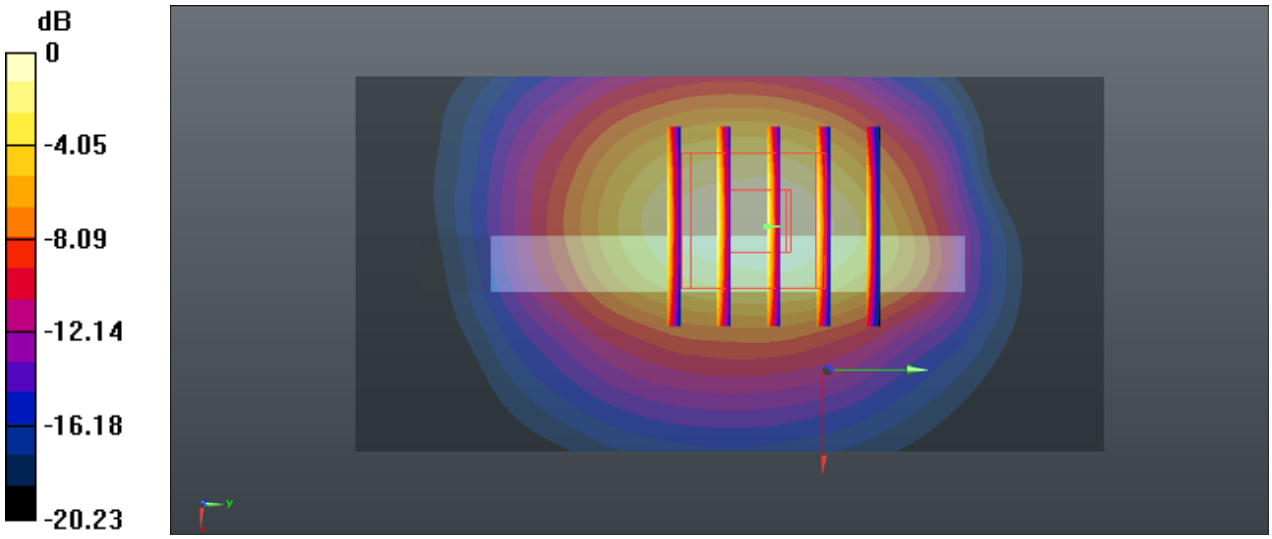


0 dB = 1.60 W/kg = 2.04 dBW/kg

Test Laboratory: Sporton International Inc. SAR/HAC Testing Lab Date: 2020.5.25

**18_WCDMA IV_RMC 12.2Kbps_Bottom Side_10mm_Ch1513**

Communication System: UID 0, WCDMA (0); Frequency: 1752.6 MHz;Duty Cycle: 1:1
Medium: HSL_1750 Medium parameters used: f = 1753 MHz; $\sigma$ = 1.354 S/m; $\varepsilon_r$ = 40.361; $\rho$ = 1000 kg/m$^3$
Ambient Temperature：23.2 ℃; Liquid Temperature：22.6 ℃

DASY5 Configuration:
- Probe: ES3DV3 - SN3293; ConvF(5.53, 5.53, 5.53); Calibrated: 2019.11.25
- Sensor-Surface: 3mm (Mechanical Surface Detection)
- Electronics: DAE4 Sn656; Calibrated: 2019.12.17
- Phantom: SAM2; Type: SAM; Serial: TP-1503
- Measurement SW: DASY52, Version 52.10 (4); SEMCAD X Version 14.6.14 (7483)

**Area Scan (41x81x1):** Interpolated grid: dx=1.500 mm, dy=1.500 mm
Maximum value of SAR (interpolated) = 0.781 W/kg

**Zoom Scan (5x5x7)/Cube 0:** Measurement grid: dx=8mm, dy=8mm, dz=5mm
Reference Value = 22.60 V/m; Power Drift = 0.03 dB
Peak SAR (extrapolated) = 1.03 W/kg
**SAR(1 g) = 0.613 W/kg; SAR(10 g) = 0.348 W/kg**
Maximum value of SAR (measured) = 0.752 W/kg

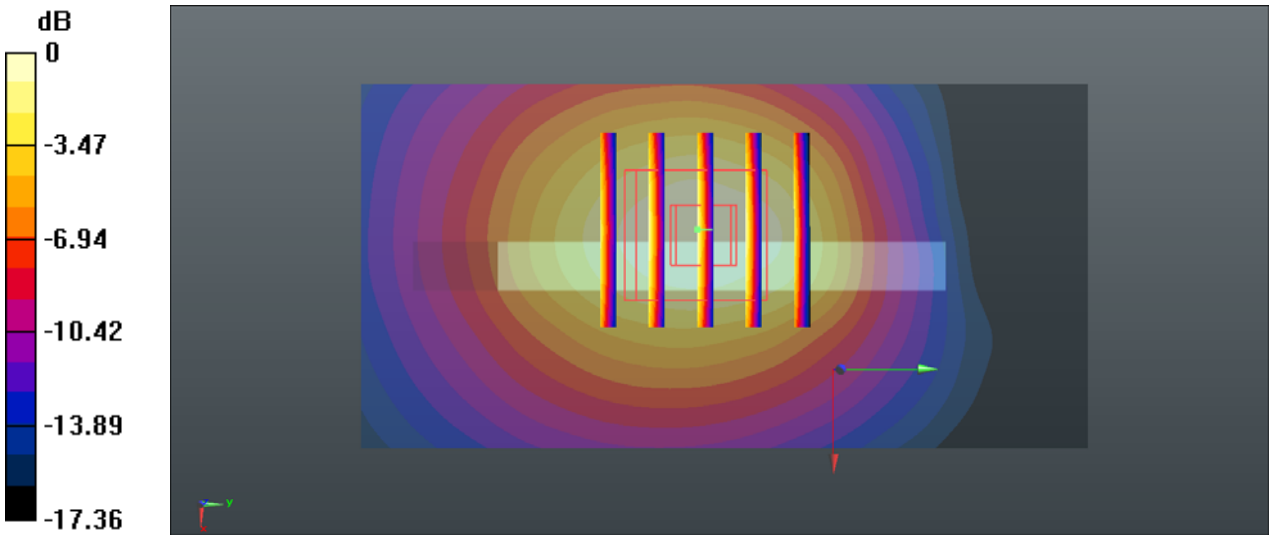


0 dB = 0.752 W/kg = -1.24 dBW/kg

Test Laboratory: Sporton International Inc. SAR/HAC Testing Lab Date: 2020.5.20

**19_WCDMA V_RMC 12.2Kbps_Back_10mm_Ch4233**

Communication System: UID 0, WCDMA (0); Frequency: 846.6 MHz;Duty Cycle: 1:1
Medium: HSL_850 Medium parameters used: f = 847 MHz; $\sigma$ = 0.954 S/m; $\varepsilon_r$ = 41.755; $\rho$ = 1000 kg/m$^3$
Ambient Temperature：23.2 ℃; Liquid Temperature：22.6 ℃

DASY5 Configuration:
- Probe: ES3DV3 - SN3293; ConvF(6.39, 6.39, 6.39); Calibrated: 2019.11.25
- Sensor-Surface: 3mm (Mechanical Surface Detection)
- Electronics: DAE4 Sn656; Calibrated: 2019.12.17
- Phantom: SAM2; Type: SAM; Serial: TP-1503
- Measurement SW: DASY52, Version 52.10 (4); SEMCAD X Version 14.6.14 (7483)

**Area Scan (71x81x1):** Interpolated grid: dx=1.500 mm, dy=1.500 mm
Maximum value of SAR (interpolated) = 0.497 W/kg

**Zoom Scan (5x5x7)/Cube 0:** Measurement grid: dx=8mm, dy=8mm, dz=5mm
Reference Value = 23.04 V/m; Power Drift = -0.03 dB
Peak SAR (extrapolated) = 0.559 W/kg
**SAR(1 g) = 0.454 W/kg; SAR(10 g) = 0.350 W/kg**
Maximum value of SAR (measured) = 0.494 W/kg

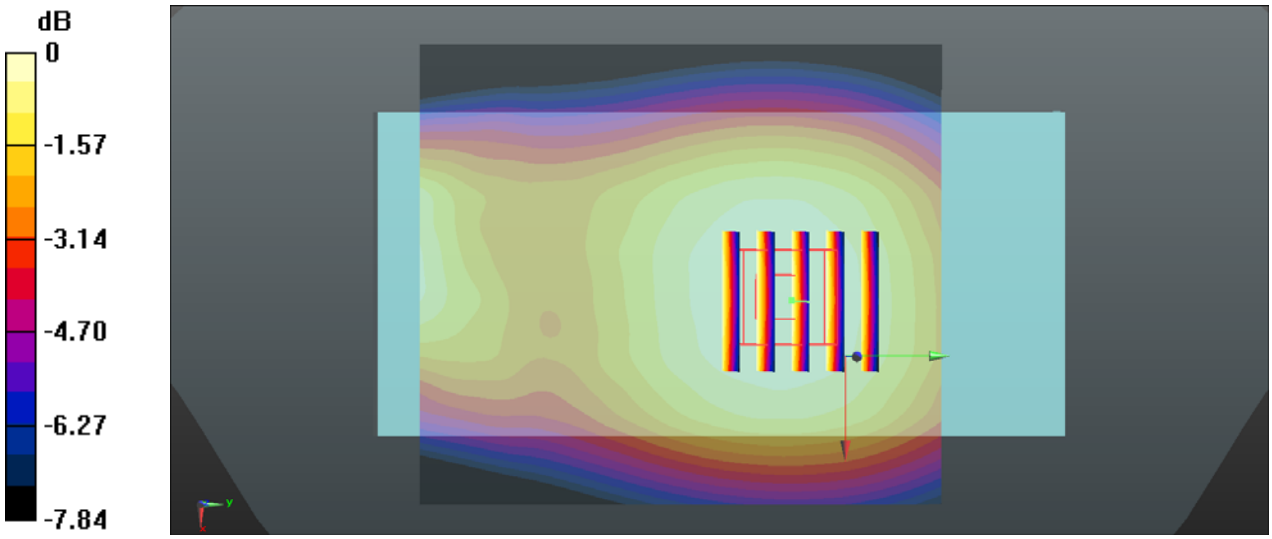


0 dB = 0.494 W/kg = -3.06 dBW/kg

Test Laboratory: Sporton International Inc. SAR/HAC Testing Lab Date: 2020.5.26

**20_LTE Band 2_20M_QPSK_1RB_0Offset_Back_10mm_Ch19100**

Communication System: UID 0, LTE FDD (0); Frequency: 1900 MHz;Duty Cycle: 1:1
Medium: HSL_1900 Medium parameters used: f = 1900 MHz; $\sigma$ = 1.429 S/m; $\varepsilon_r$ = 38.598; $\rho$ = 1000 kg/m$^3$
Ambient Temperature：23.2 ℃; Liquid Temperature：22.6 ℃

DASY5 Configuration:
- Probe: ES3DV3 - SN3293; ConvF(5.32, 5.32, 5.32); Calibrated: 2019.11.25
- Sensor-Surface: 3mm (Mechanical Surface Detection)
- Electronics: DAE4 Sn656; Calibrated: 2019.12.17
- Phantom: SAM2; Type: SAM; Serial: TP-1503
- Measurement SW: DASY52, Version 52.10 (4); SEMCAD X Version 14.6.14 (7483)

**Area Scan (71x71x1):** Interpolated grid: dx=1.500 mm, dy=1.500 mm
Maximum value of SAR (interpolated) = 1.22 W/kg

**Zoom Scan (5x5x7)/Cube 0:** Measurement grid: dx=8mm, dy=8mm, dz=5mm
Reference Value = 11.29 V/m; Power Drift = -0.08 dB
Peak SAR (extrapolated) = 1.72 W/kg
**SAR(1 g) = 0.969 W/kg; SAR(10 g) = 0.528 W/kg**
Maximum value of SAR (measured) = 1.19 W/kg

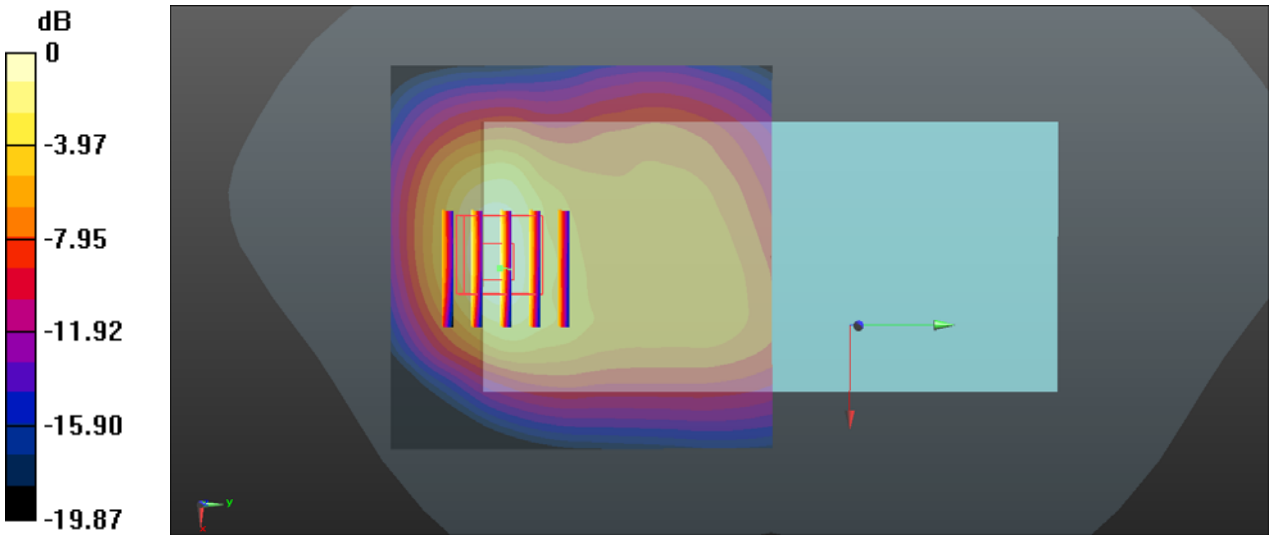


0 dB = 1.19 W/kg = 0.76 dBW/kg

Test Laboratory: Sporton International Inc. SAR/HAC Testing Lab Date: 2020.5.20

**21_LTE Band 5_10M_QPSK_1RB_0Offset_Back_10mm_Ch20525**

Communication System: UID 0, LTE FDD (0); Frequency: 836.5 MHz;Duty Cycle: 1:1
Medium: HSL_835 Medium parameters used: f = 836.5 MHz; $\sigma$ = 0.944 S/m; $\varepsilon_r$ = 41.877; $\rho$ = 1000 kg/m$^3$
Ambient Temperature：23.2 ℃; Liquid Temperature：22.6 ℃

DASY5 Configuration:
- Probe: ES3DV3 - SN3293; ConvF(6.39, 6.39, 6.39); Calibrated: 2019.11.25
- Sensor-Surface: 3mm (Mechanical Surface Detection)
- Electronics: DAE4 Sn656; Calibrated: 2019.12.17
- Phantom: SAM2; Type: SAM; Serial: TP-1503
- Measurement SW: DASY52, Version 52.10 (4); SEMCAD X Version 14.6.14 (7483)

**Area Scan (71x81x1):** Interpolated grid: dx=1.500 mm, dy=1.500 mm
Maximum value of SAR (interpolated) = 0.457 W/kg

**Zoom Scan (5x5x7)/Cube 0:** Measurement grid: dx=8mm, dy=8mm, dz=5mm
Reference Value = 21.97 V/m; Power Drift = 0.08 dB
Peak SAR (extrapolated) = 0.509 W/kg
**SAR(1 g) = 0.409 W/kg; SAR(10 g) = 0.314 W/kg**
Maximum value of SAR (measured) = 0.445 W/kg

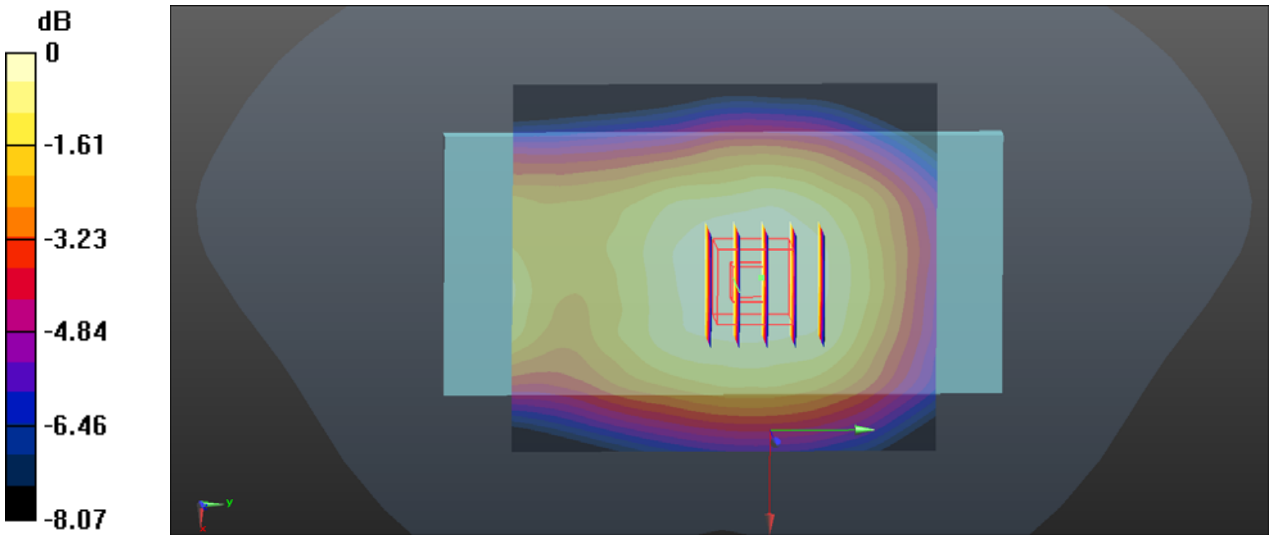


0 dB = 0.445 W/kg = -3.52 dBW/kg

Test Laboratory: Sporton International Inc. SAR/HAC Testing Lab Date: 2020.5.29

**22_LTE Band 7_20M_QPSK_1RB_0Offset_Bottom Side_10mm_Ch21100**

Communication System: UID 0, LTE-FDD (0); Frequency: 2535 MHz;Duty Cycle: 1:1
Medium: HSL_2600 Medium parameters used: f = 2535 MHz; $\sigma$ = 1.978 S/m; $\varepsilon_r$ = 38.171; $\rho$ = 1000 kg/m$^3$
Ambient Temperature：23.3 ℃; Liquid Temperature：22.7 ℃

DASY5 Configuration:
- Probe: ES3DV3 - SN3293; ConvF(4.39, 4.39, 4.39); Calibrated: 2019.11.25
- Sensor-Surface: 3mm (Mechanical Surface Detection)
- Electronics: DAE4 Sn656; Calibrated: 2019.12.17
- Phantom: SAM2; Type: SAM; Serial: TP-1503
- Measurement SW: DASY52, Version 52.10 (4); SEMCAD X Version 14.6.14 (7483)

**Area Scan (41x81x1):** Interpolated grid: dx=1.200 mm, dy=1.200 mm
Maximum value of SAR (interpolated) = 1.22 W/kg

**Zoom Scan (7x7x7)/Cube 0:** Measurement grid: dx=5mm, dy=5mm, dz=5mm
Reference Value = 18.26 V/m; Power Drift = -0.09 dB
Peak SAR (extrapolated) = 1.88 W/kg
**SAR(1 g) = 0.901 W/kg; SAR(10 g) = 0.424 W/kg**
Maximum value of SAR (measured) = 1.17 W/kg

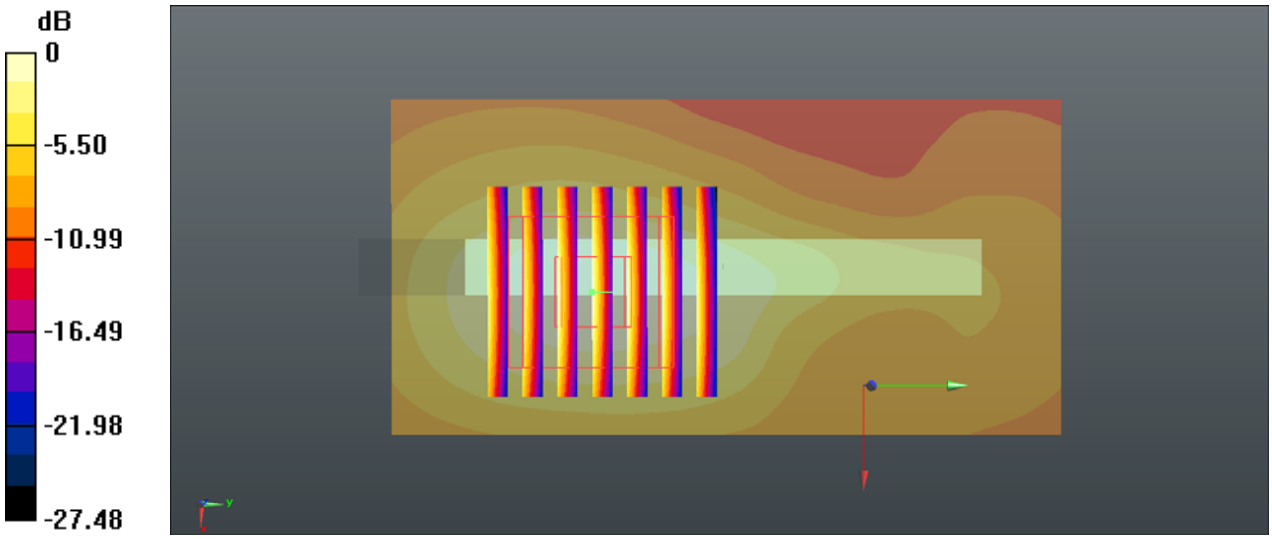


0 dB = 1.17 W/kg = 0.68 dBW/kg

**23_LTE Band 12_10M_QPSK_1RB_0Offset_Back_10mm_Ch23095**

Communication System: UID 0, LTE FDD (0); Frequency: 707.5 MHz;Duty Cycle: 1:1
Medium: HSL_750 Medium parameters used: f = 707.5 MHz; $\sigma$ = 0.863 S/m; $\varepsilon_r$ = 43.296; $\rho$ = 1000 kg/m$^3$
Ambient Temperature：23.2 ℃; Liquid Temperature：22.6 ℃

DASY5 Configuration:
- Probe: ES3DV3 - SN3293; ConvF(6.56, 6.56, 6.56); Calibrated: 2019.11.25
- Sensor-Surface: 3mm (Mechanical Surface Detection)
- Electronics: DAE4 Sn656; Calibrated: 2019.12.17
- Phantom: SAM2; Type: SAM; Serial: TP-1503
- Measurement SW: DASY52, Version 52.10 (4); SEMCAD X Version 14.6.14 (7483)

**Area Scan (71x71x1):** Interpolated grid: dx=1.500 mm, dy=1.500 mm
Maximum value of SAR (interpolated) = 0.289 W/kg

**Zoom Scan (6x5x7)/Cube 0:** Measurement grid: dx=8mm, dy=8mm, dz=5mm
Reference Value = 18.52 V/m; Power Drift = 0.01 dB
Peak SAR (extrapolated) = 0.336 W/kg
**SAR(1 g) = 0.267 W/kg; SAR(10 g) = 0.207 W/kg**
Maximum value of SAR (measured) = 0.294 W/kg

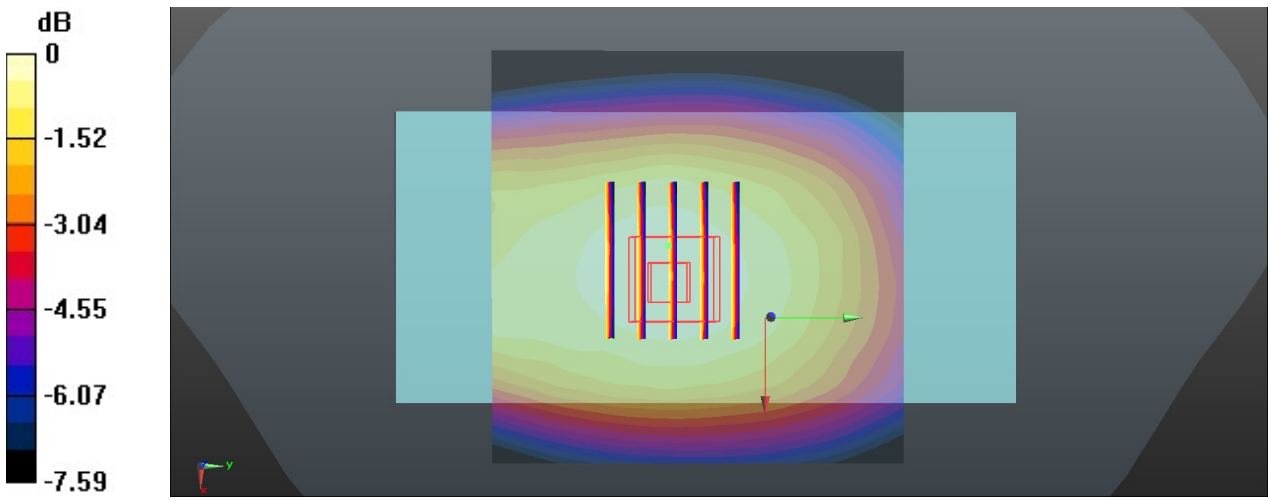


0 dB = 0.294 W/kg = -5.32 dBW/kg

Test Laboratory: Sporton International Inc. SAR/HAC Testing Lab Date: 2020.5.20

**24_LTE Band 13_10M_QPSK_1RB_0Offset_Right Side_10mm_Ch23230**

Communication System: UID 0, LTE FDD (0); Frequency: 782 MHz;Duty Cycle: 1:1
Medium: HSL_750 Medium parameters used: f = 782 MHz; $\sigma$ = 0.935 S/m; $\varepsilon_r$ = 42.339; $\rho$ = 1000 kg/m$^3$
Ambient Temperature：23.2 ℃; Liquid Temperature：22.6 ℃

DASY5 Configuration:
- Probe: ES3DV3 - SN3293; ConvF(6.56, 6.56, 6.56); Calibrated: 2019.11.25
- Sensor-Surface: 3mm (Mechanical Surface Detection)
- Electronics: DAE4 Sn656; Calibrated: 2019.12.17
- Phantom: SAM2; Type: SAM; Serial: TP-1503
- Measurement SW: DASY52, Version 52.10 (4); SEMCAD X Version 14.6.14 (7483)

**Area Scan (41x91x1):** Interpolated grid: dx=1.500 mm, dy=1.500 mm
Maximum value of SAR (interpolated) = 0.404 W/kg

**Zoom Scan (5x5x7)/Cube 0:** Measurement grid: dx=8mm, dy=8mm, dz=5mm
Reference Value = 20.29 V/m; Power Drift = 0.09 dB
Peak SAR (extrapolated) = 0.505 W/kg
**SAR(1 g) = 0.346 W/kg; SAR(10 g) = 0.237 W/kg**
Maximum value of SAR (measured) = 0.398 W/kg

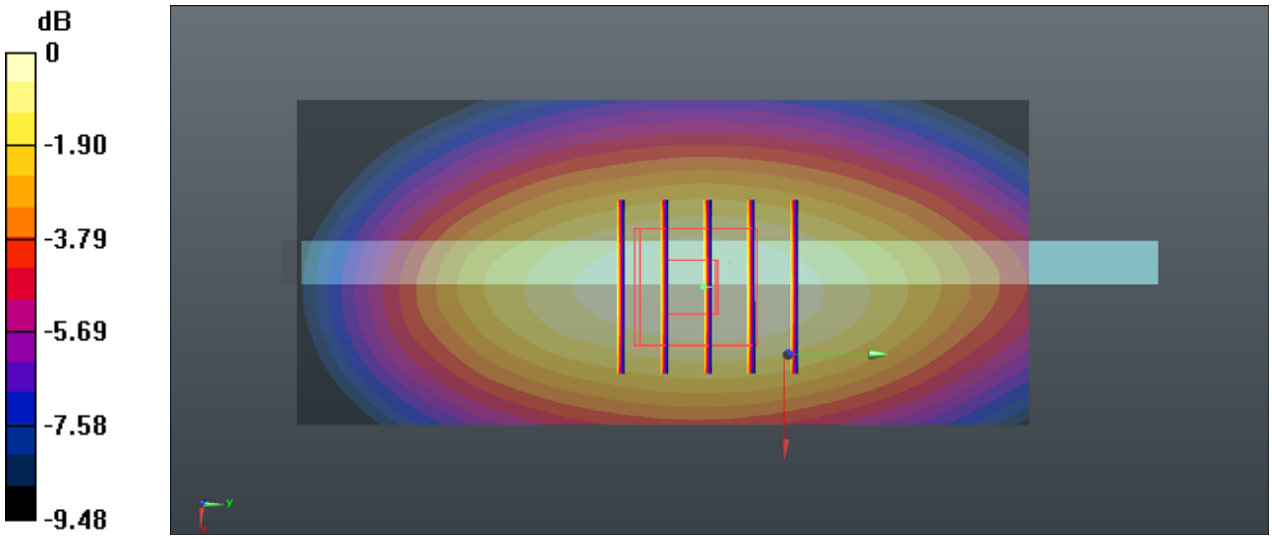


0 dB = 0.398 W/kg = -4.00 dBW/kg

Test Laboratory: Sporton International Inc. SAR/HAC Testing Lab Date: 2020.5.25

**25_LTE Band 66_20M_QPSK_1RB_0Offset_Bottom Side_10mm_Ch132572**

Communication System: UID 0, LTE FDD (0); Frequency: 1770 MHz;Duty Cycle: 1:1
Medium: HSL_1750 Medium parameters used: f = 1770 MHz; $\sigma$ = 1.371 S/m; $\varepsilon_r$ = 40.302; $\rho$ = 1000 kg/m$^3$
Ambient Temperature：23.2 ℃; Liquid Temperature：22.6 ℃

DASY5 Configuration:
- Probe: ES3DV3 - SN3293; ConvF(5.53, 5.53, 5.53); Calibrated: 2019.11.25
- Sensor-Surface: 3mm (Mechanical Surface Detection)
- Electronics: DAE4 Sn656; Calibrated: 2019.12.17
- Phantom: SAM2; Type: SAM; Serial: TP-1503
- Measurement SW: DASY52, Version 52.10 (4); SEMCAD X Version 14.6.14 (7483)

**Area Scan (41x81x1):** Interpolated grid: dx=1.500 mm, dy=1.500 mm
Maximum value of SAR (interpolated) = 0.954 W/kg

**Zoom Scan (5x5x7)/Cube 0:** Measurement grid: dx=8mm, dy=8mm, dz=5mm
Reference Value = 27.47 V/m; Power Drift = -0.09 dB
Peak SAR (extrapolated) = 1.37 W/kg
**SAR(1 g) = 0.799 W/kg; SAR(10 g) = 0.441 W/kg**
Maximum value of SAR (measured) = 0.970 W/kg

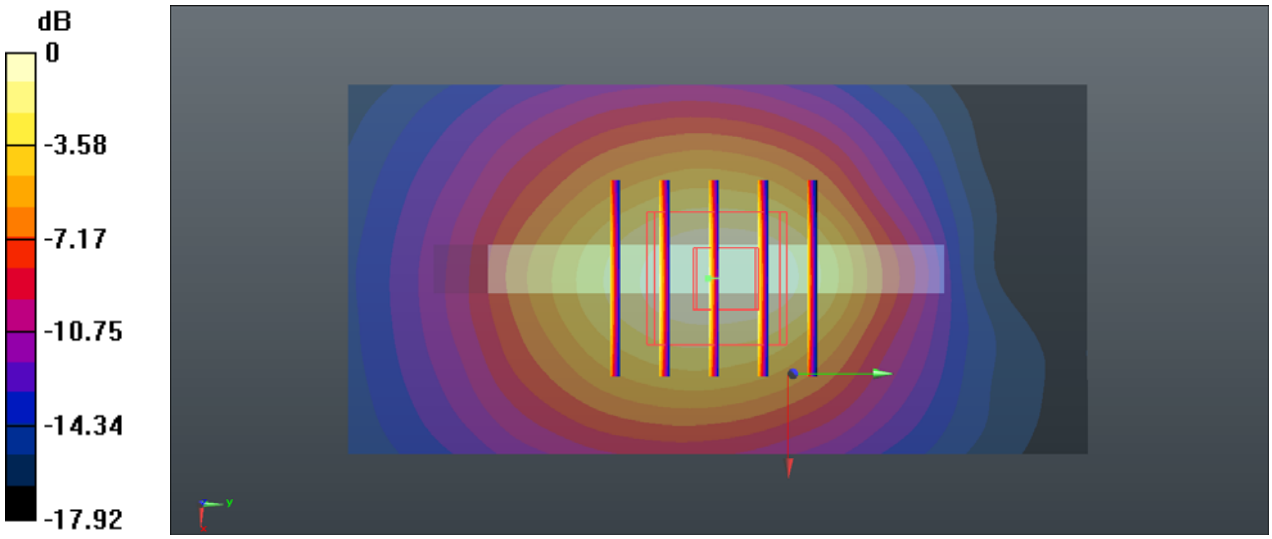


0 dB = 0.970 W/kg = -0.13 dBW/kg

Test Laboratory: Sporton International Inc. SAR/HAC Testing Lab Date: 2020.5.29

**26_LTE Band 38_20M_QPSK_1RB_0Offset_Bottom Side_10mm_Ch38000**

Communication System: UID 0, LTE-TDD (0); Frequency: 2595 MHz;Duty Cycle: 1:1.59
Medium: HSL_2600 Medium parameters used: f = 2595 MHz; $\sigma$ = 2.047 S/m; $\varepsilon_r$ = 37.894; $\rho$ = 1000 kg/m$^3$
Ambient Temperature：23.3 ℃; Liquid Temperature：22.7 ℃

DASY5 Configuration:
- Probe: ES3DV3 - SN3293; ConvF(4.39, 4.39, 4.39); Calibrated: 2019.11.25
- Sensor-Surface: 3mm (Mechanical Surface Detection)
- Electronics: DAE4 Sn656; Calibrated: 2019.12.17
- Phantom: SAM2; Type: SAM; Serial: TP-1503
- Measurement SW: DASY52, Version 52.10 (4); SEMCAD X Version 14.6.14 (7483)

**Area Scan (41x81x1):** Interpolated grid: dx=1.200 mm, dy=1.200 mm
Maximum value of SAR (interpolated) = 0.819 W/kg

**Zoom Scan (7x7x7)/Cube 0:** Measurement grid: dx=5mm, dy=5mm, dz=5mm
Reference Value = 16.41 V/m; Power Drift = -0.06 dB
Peak SAR (extrapolated) = 1.36 W/kg
**SAR(1 g) = 0.639 W/kg; SAR(10 g) = 0.302 W/kg**
Maximum value of SAR (measured) = 0.842 W/kg

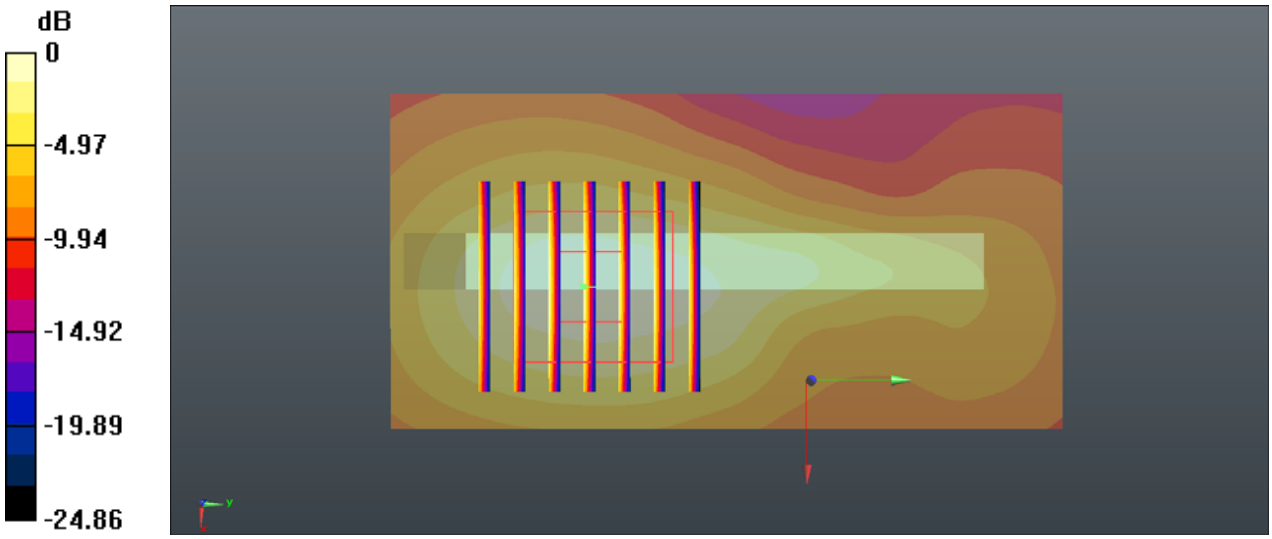


0 dB = 0.842 W/kg = -0.75 dBW/kg

**27_WLAN2.4GHz_802.11b 1Mbps_Back_10mm_Ch11**

Communication System: UID 0, 802.11b (0); Frequency: 2462 MHz;Duty Cycle: 1:1.025
Medium: HSL_2450 Medium parameters used: f = 2462 MHz; $\sigma$ = 1.872 S/m; $\varepsilon_r$ = 38.406; $\rho$ = 1000 kg/m$^3$
Ambient Temperature：23.3 °C; Liquid Temperature：22.7 °C

DASY5 Configuration:
- Probe: ES3DV3 - SN3293; ConvF(4.6, 4.6, 4.6); Calibrated: 2019.11.25
- Sensor-Surface: 3mm (Mechanical Surface Detection)
- Electronics: DAE4 Sn656; Calibrated: 2019.12.17
- Phantom: SAM2; Type: SAM; Serial: TP-1503
- Measurement SW: DASY52, Version 52.10 (4); SEMCAD X Version 14.6.14 (7483)

**Area Scan (91x91x1):** Interpolated grid: dx=1.200 mm, dy=1.200 mm
Maximum value of SAR (interpolated) = 0.376 W/kg

**Zoom Scan (7x7x7)/Cube 0:** Measurement grid: dx=5mm, dy=5mm, dz=5mm
Reference Value = 6.519 V/m; Power Drift = 0.06 dB
Peak SAR (extrapolated) = 0.575 W/kg
**SAR(1 g) = 0.282 W/kg; SAR(10 g) = 0.138 W/kg**
Maximum value of SAR (measured) = 0.356 W/kg

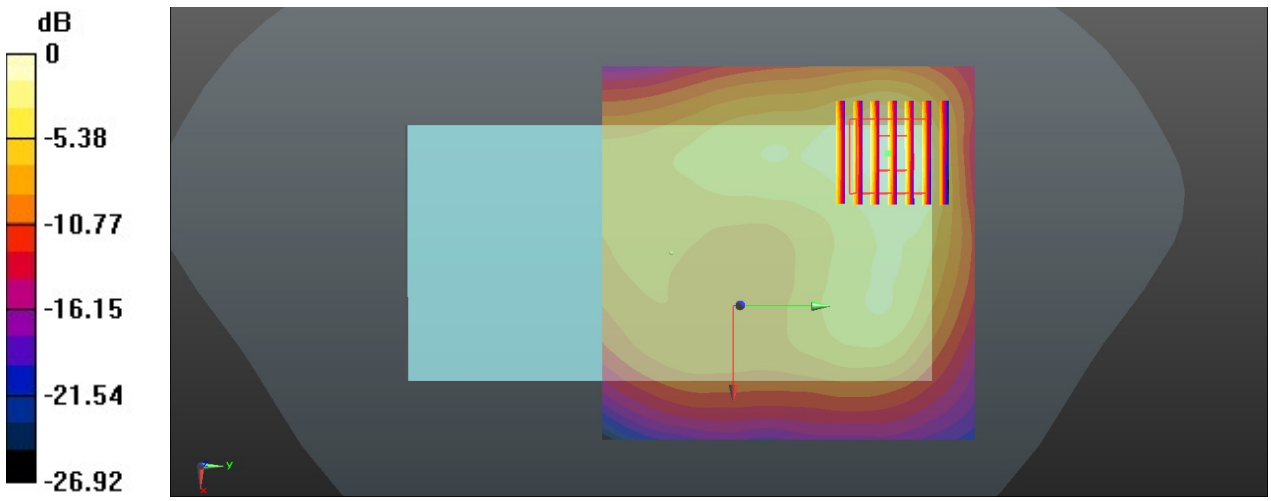


0 dB = 0.356 W/kg = -4.49 dBW/kg

**28_Bluetooth_1Mbps_Back_10mm_Ch39**

Communication System: UID 0, Bluetooth (0); Frequency: 2441 MHz;Duty Cycle: 1:1.294
Medium: HSL_2450 Medium parameters used: f = 2441 MHz; $\sigma$ = 1.848 S/m; $\varepsilon_r$ = 38.491; $\rho$ = 1000 kg/m$^3$
Ambient Temperature：23.3 °C; Liquid Temperature：22.7 °C

DASY5 Configuration:
- Probe: ES3DV3 - SN3293; ConvF(4.6, 4.6, 4.6); Calibrated: 2019.11.25
- Sensor-Surface: 3mm (Mechanical Surface Detection)
- Electronics: DAE4 Sn656; Calibrated: 2019.12.17
- Phantom: SAM2; Type: SAM; Serial: TP-1503
- Measurement SW: DASY52, Version 52.10 (4); SEMCAD X Version 14.6.14 (7483)

**Area Scan (91x91x1):** Interpolated grid: dx=1.200 mm, dy=1.200 mm
Maximum value of SAR (interpolated) = 0.0526 W/kg

**Zoom Scan (7x7x7)/Cube 0:** Measurement grid: dx=5mm, dy=5mm, dz=5mm
Reference Value = 1.827 V/m; Power Drift = 0.01 dB
Peak SAR (extrapolated) = 0.0710 W/kg
**SAR(1 g) = 0.034 W/kg; SAR(10 g) = 0.016 W/kg**
Maximum value of SAR (measured) = 0.0452 W/kg

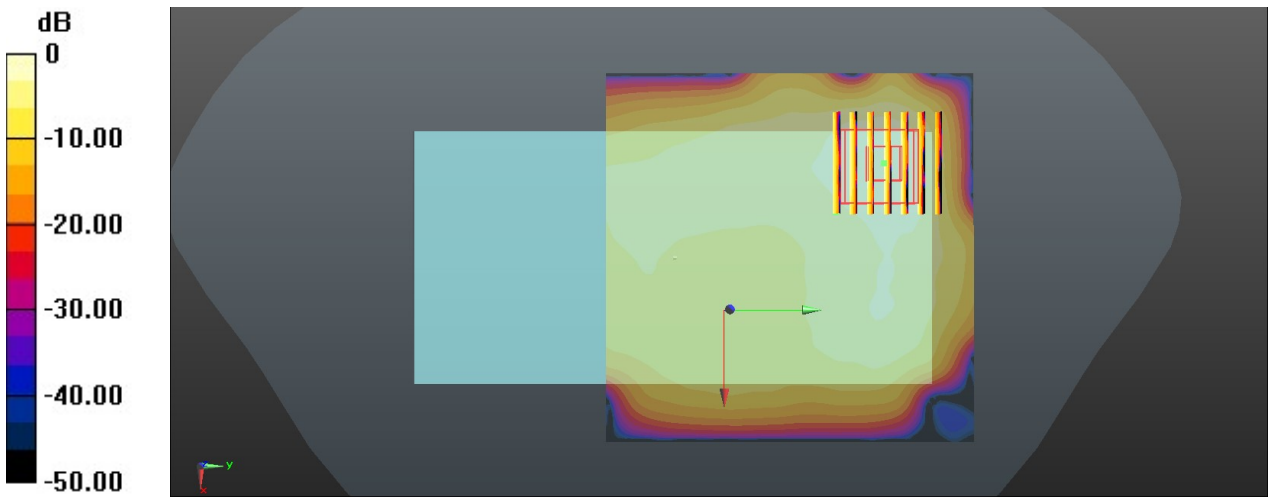


0 dB = 0.0452 W/kg = -13.45 dBW/kg

Test Laboratory: Sporton International Inc. SAR/HAC Testing Lab Date: 2020.5.20

**29_GSM850_GPRS 2 Tx slots_Back_10mm_Ch189**

Communication System: UID 0, GSM 2Tx slots (0); Frequency: 836.4 MHz;Duty Cycle: 1:4.15
Medium: HSL_835 Medium parameters used: f = 836.4 MHz; $\sigma$ = 0.944 S/m; $\varepsilon_r$ = 41.878; $\rho$ = 1000 kg/m$^3$
Ambient Temperature：23.2 ℃; Liquid Temperature：22.6 ℃

DASY5 Configuration:
- Probe: ES3DV3 - SN3293; ConvF(6.39, 6.39, 6.39); Calibrated: 2019.11.25
- Sensor-Surface: 3mm (Mechanical Surface Detection)
- Electronics: DAE4 Sn656; Calibrated: 2019.12.17
- Phantom: SAM2; Type: SAM; Serial: TP-1503
- Measurement SW: DASY52, Version 52.10 (4); SEMCAD X Version 14.6.14 (7483)

**Area Scan (71x121x1):** Interpolated grid: dx=1.500 mm, dy=1.500 mm
Maximum value of SAR (interpolated) = 0.497 W/kg

**Zoom Scan (7x8x7)/Cube 0:** Measurement grid: dx=8mm, dy=8mm, dz=5mm
Reference Value = 22.59 V/m; Power Drift = -0.05 dB
Peak SAR (extrapolated) = 0.540 W/kg
**SAR(1 g) = 0.434 W/kg; SAR(10 g) = 0.332 W/kg**
Maximum value of SAR (measured) = 0.474 W/kg

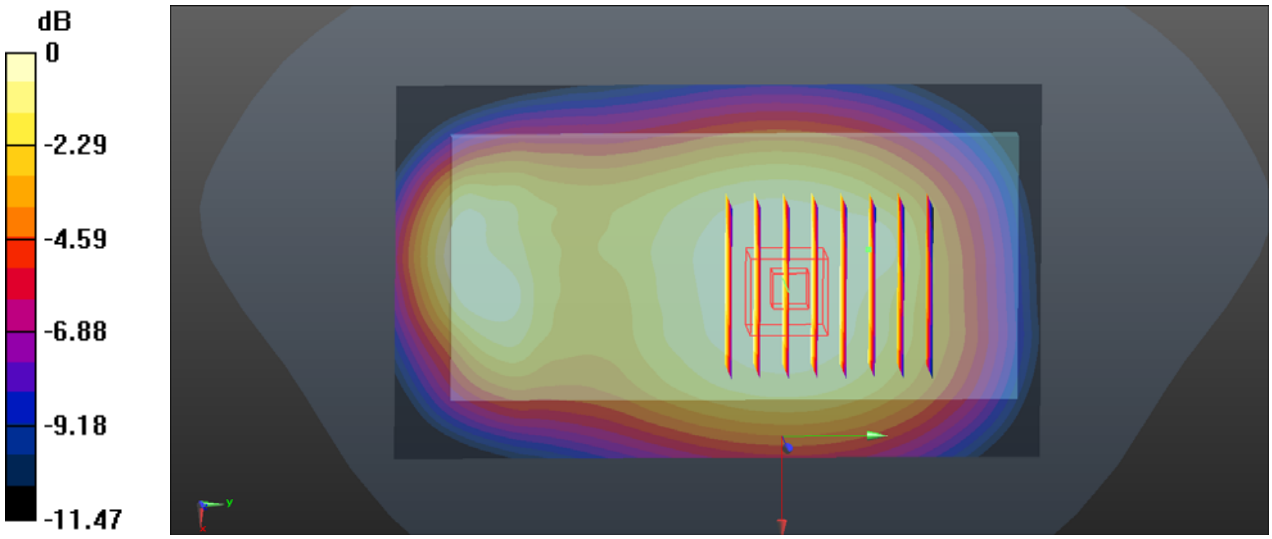


0 dB = 0.474 W/kg = -3.24 dBW/kg

Test Laboratory: Sporton International Inc. SAR/HAC Testing Lab Date: 2020.5.26

**30_GSM1900_GPRS 2 Tx slots_Back_10mm_Ch661**

Communication System: UID 0, GSM 2Tx slots (0); Frequency: 1880 MHz;Duty Cycle: 1:4.15
Medium: HSL_1900 Medium parameters used: f = 1880 MHz; $\sigma$ = 1.408 S/m; $\varepsilon_r$ = 38.693; $\rho$ = 1000 kg/m$^3$
Ambient Temperature：23.2 °C; Liquid Temperature：22.6 °C

DASY5 Configuration:
- Probe: ES3DV3 - SN3293; ConvF(5.32, 5.32, 5.32); Calibrated: 2019.11.25
- Sensor-Surface: 3mm (Mechanical Surface Detection)
- Electronics: DAE4 Sn656; Calibrated: 2019.12.17
- Phantom: SAM2; Type: SAM; Serial: TP-1503
- Measurement SW: DASY52, Version 52.10 (4); SEMCAD X Version 14.6.14 (7483)

**Area Scan (71x71x1):** Interpolated grid: dx=1.500 mm, dy=1.500 mm
Maximum value of SAR (interpolated) = 0.524 W/kg

**Zoom Scan (5x5x7)/Cube 0:** Measurement grid: dx=8mm, dy=8mm, dz=5mm
Reference Value = 6.580 V/m; Power Drift = -0.04 dB
Peak SAR (extrapolated) = 0.773 W/kg
**SAR(1 g) = 0.435 W/kg; SAR(10 g) = 0.231 W/kg**
Maximum value of SAR (measured) = 0.546 W/kg

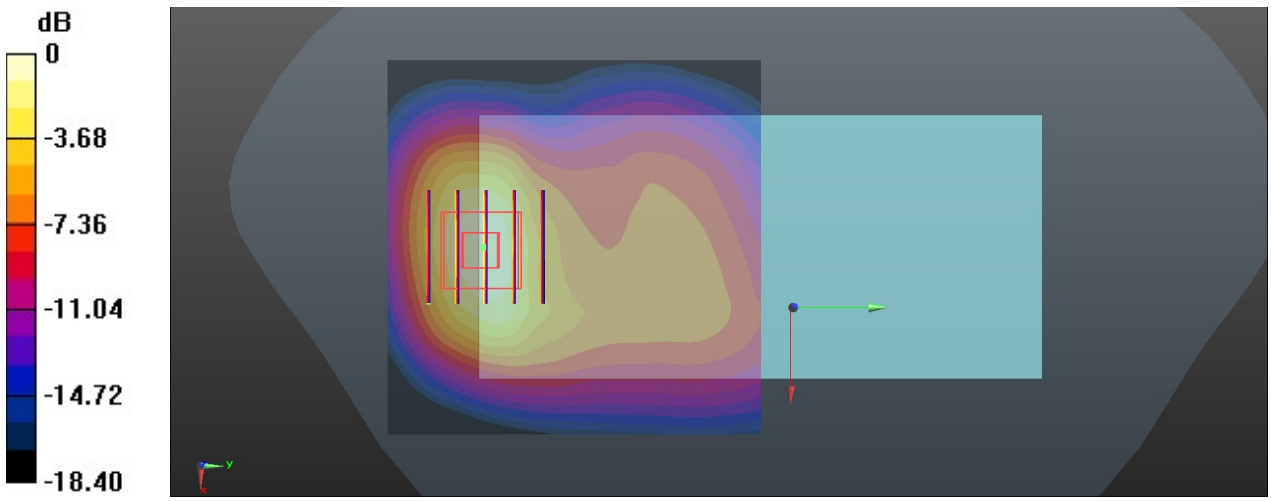


0 dB = 0.546 W/kg = -2.63 dBW/kg

Test Laboratory: Sporton International Inc. SAR/HAC Testing Lab Date: 2020.5.26

**31_WCDMA II_RMC 12.2Kbps_Back_10mm_Ch9538**

Communication System: UID 0, WCDMA (0); Frequency: 1907.6 MHz;Duty Cycle: 1:1
Medium: HSL_1900 Medium parameters used: f = 1908 MHz; $\sigma$ = 1.437 S/m; $\varepsilon_r$ = 38.566; $\rho$ = 1000 kg/m$^3$
Ambient Temperature：23.2 ℃; Liquid Temperature：22.6 ℃

DASY5 Configuration:
- Probe: ES3DV3 - SN3293; ConvF(5.32, 5.32, 5.32); Calibrated: 2019.11.25
- Sensor-Surface: 3mm (Mechanical Surface Detection)
- Electronics: DAE4 Sn656; Calibrated: 2019.12.17
- Phantom: SAM2; Type: SAM; Serial: TP-1503
- Measurement SW: DASY52, Version 52.10 (4); SEMCAD X Version 14.6.14 (7483)

**Area Scan (71x71x1):** Interpolated grid: dx=1.500 mm, dy=1.500 mm
Maximum value of SAR (interpolated) = 1.47 W/kg

**Zoom Scan (5x5x7)/Cube 0:** Measurement grid: dx=8mm, dy=8mm, dz=5mm
Reference Value = 13.68 V/m; Power Drift = -0.14 dB
Peak SAR (extrapolated) = 1.75 W/kg
**SAR(1 g) = 0.936 W/kg; SAR(10 g) = 0.497 W/kg**
Maximum value of SAR (measured) = 1.45 W/kg

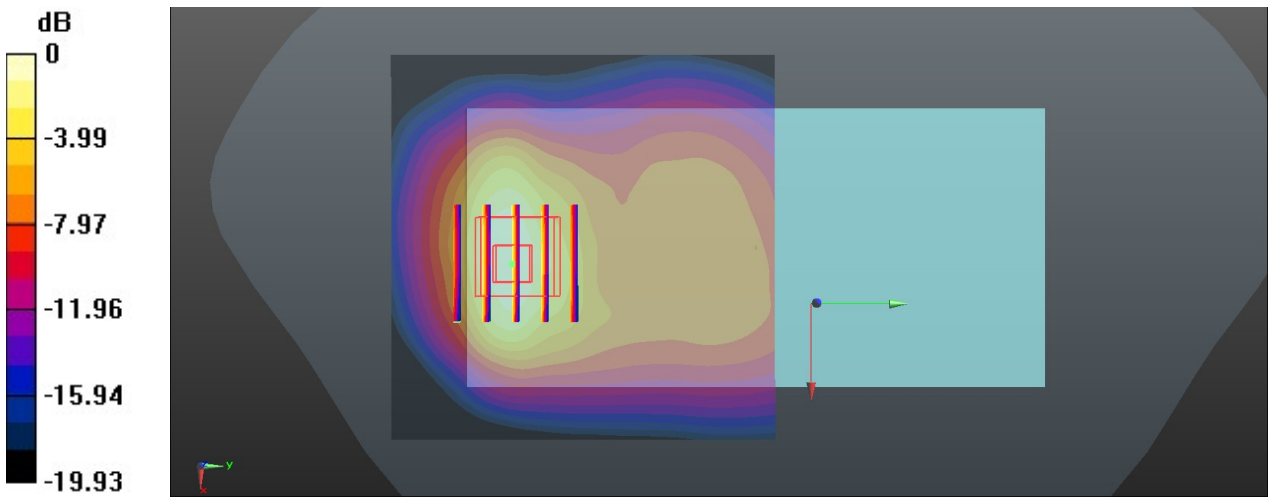


0 dB = 1.45 W/kg = 1.61 dBW/kg

**32_WCDMA IV_RMC 12.2Kbps_Back_10mm_Ch1513**

Communication System: UID 0, WCDMA (0); Frequency: 1752.6 MHz;Duty Cycle: 1:1
Medium: HSL_1750 Medium parameters used: f = 1753 MHz; $\sigma$ = 1.354 S/m; $\varepsilon_r$ = 40.361; $\rho$ = 1000 kg/m$^3$
Ambient Temperature：23.2 °C; Liquid Temperature：22.6 °C

DASY5 Configuration:
- Probe: ES3DV3 - SN3293; ConvF(5.53, 5.53, 5.53); Calibrated: 2019.11.25
- Sensor-Surface: 3mm (Mechanical Surface Detection)
- Electronics: DAE4 Sn656; Calibrated: 2019.12.17
- Phantom: SAM2; Type: SAM; Serial: TP-1503
- Measurement SW: DASY52, Version 52.10 (4); SEMCAD X Version 14.6.14 (7483)

**Area Scan (71x71x1):** Interpolated grid: dx=1.500 mm, dy=1.500 mm
Maximum value of SAR (interpolated) = 0.687 W/kg

**Zoom Scan (5x5x7)/Cube 0:** Measurement grid: dx=8mm, dy=8mm, dz=5mm
Reference Value = 9.367 V/m; Power Drift = -0.07 dB
Peak SAR (extrapolated) = 0.925 W/kg
**SAR(1 g) = 0.532 W/kg; SAR(10 g) = 0.304 W/kg**
Maximum value of SAR (measured) = 0.621 W/kg

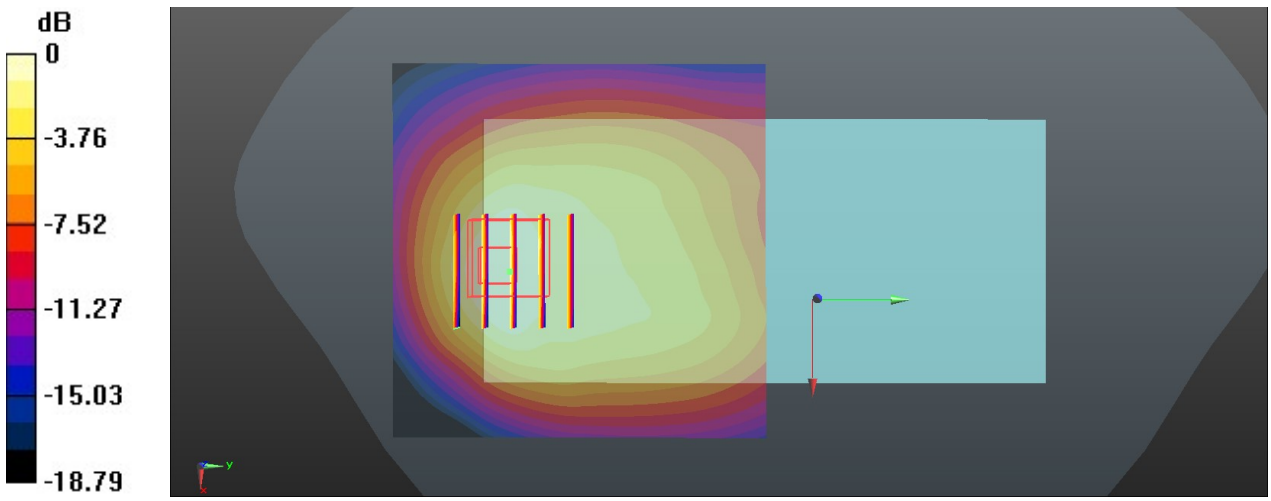


0 dB = 0.621 W/kg = -2.07 dBW/kg

Test Laboratory: Sporton International Inc. SAR/HAC Testing Lab Date: 2020.5.20

**33_WCDMA V_RMC 12.2Kbps_Back_10mm_Ch4233**

Communication System: UID 0, WCDMA (0); Frequency: 846.6 MHz;Duty Cycle: 1:1
Medium: HSL_850 Medium parameters used: f = 847 MHz; $\sigma$ = 0.954 S/m; $\varepsilon_r$ = 41.755; $\rho$ = 1000 kg/m$^3$
Ambient Temperature：23.2 ℃; Liquid Temperature：22.6 ℃

DASY5 Configuration:
- Probe: ES3DV3 - SN3293; ConvF(6.39, 6.39, 6.39); Calibrated: 2019.11.25
- Sensor-Surface: 3mm (Mechanical Surface Detection)
- Electronics: DAE4 Sn656; Calibrated: 2019.12.17
- Phantom: SAM2; Type: SAM; Serial: TP-1503
- Measurement SW: DASY52, Version 52.10 (4); SEMCAD X Version 14.6.14 (7483)

**Area Scan (71x81x1):** Interpolated grid: dx=1.500 mm, dy=1.500 mm
Maximum value of SAR (interpolated) = 0.497 W/kg

**Zoom Scan (5x5x7)/Cube 0:** Measurement grid: dx=8mm, dy=8mm, dz=5mm
Reference Value = 23.04 V/m; Power Drift = -0.03 dB
Peak SAR (extrapolated) = 0.559 W/kg
**SAR(1 g) = 0.454 W/kg; SAR(10 g) = 0.350 W/kg**
Maximum value of SAR (measured) = 0.494 W/kg

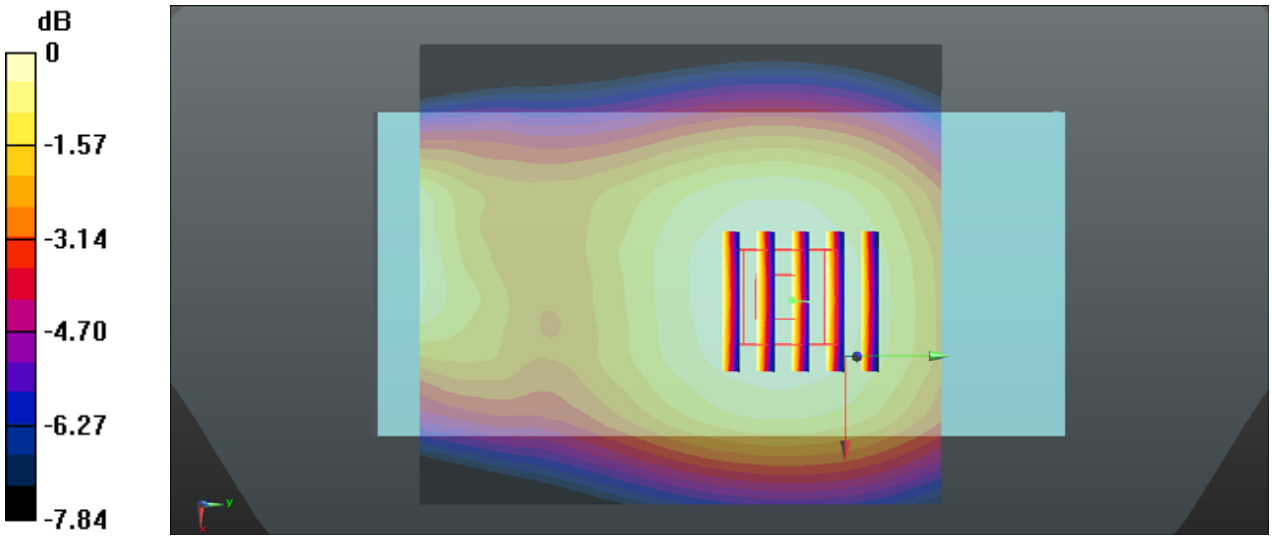


0 dB = 0.494 W/kg = -3.06 dBW/kg

Test Laboratory: Sporton International Inc. SAR/HAC Testing Lab Date: 2020.5.26

**34_LTE Band 2_20M_QPSK_1RB_0Offset_Back_10mm_Ch19100**

Communication System: UID 0, LTE FDD (0); Frequency: 1900 MHz;Duty Cycle: 1:1
Medium: HSL_1900 Medium parameters used: f = 1900 MHz; $\sigma$ = 1.429 S/m; $\varepsilon_r$ = 38.598; $\rho$ = 1000 kg/m$^3$
Ambient Temperature：23.2 ℃; Liquid Temperature：22.6 ℃

DASY5 Configuration:
- Probe: ES3DV3 - SN3293; ConvF(5.32, 5.32, 5.32); Calibrated: 2019.11.25
- Sensor-Surface: 3mm (Mechanical Surface Detection)
- Electronics: DAE4 Sn656; Calibrated: 2019.12.17
- Phantom: SAM2; Type: SAM; Serial: TP-1503
- Measurement SW: DASY52, Version 52.10 (4); SEMCAD X Version 14.6.14 (7483)

**Area Scan (71x71x1):** Interpolated grid: dx=1.500 mm, dy=1.500 mm
Maximum value of SAR (interpolated) = 1.22 W/kg

**Zoom Scan (5x5x7)/Cube 0:** Measurement grid: dx=8mm, dy=8mm, dz=5mm
Reference Value = 11.29 V/m; Power Drift = -0.08 dB
Peak SAR (extrapolated) = 1.72 W/kg
**SAR(1 g) = 0.969 W/kg; SAR(10 g) = 0.528 W/kg**
Maximum value of SAR (measured) = 1.19 W/kg

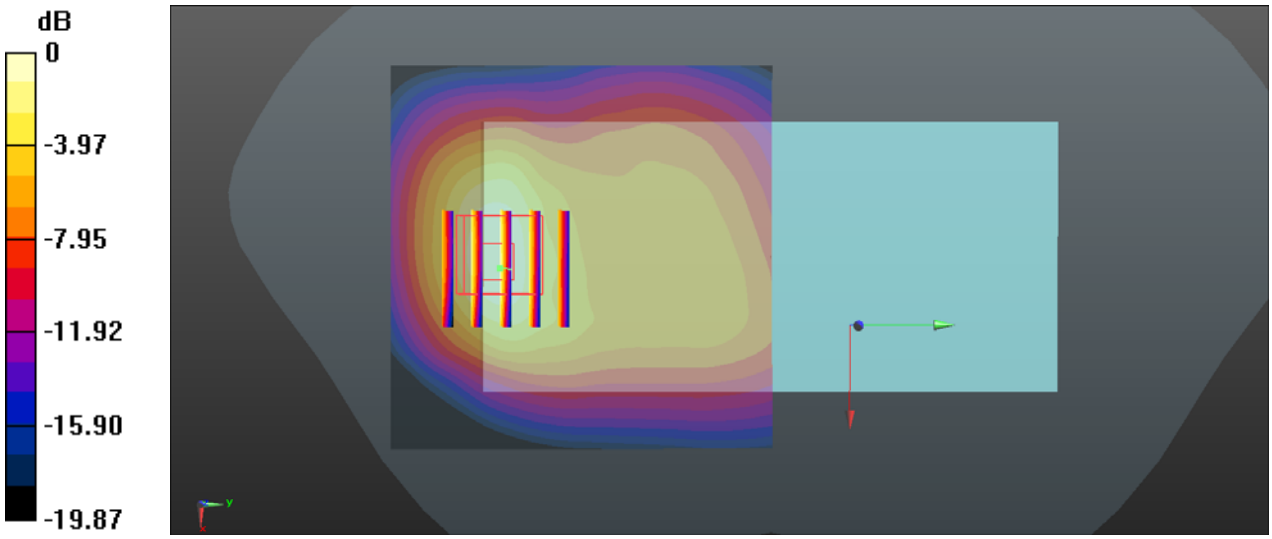


0 dB = 1.19 W/kg = 0.76 dBW/kg

Test Laboratory: Sporton International Inc. SAR/HAC Testing Lab Date: 2020.5.20

**35_LTE Band 5_10M_QPSK_1RB_0Offset_Back_10mm_Ch20525**

Communication System: UID 0, LTE FDD (0); Frequency: 836.5 MHz;Duty Cycle: 1:1
Medium: HSL_835 Medium parameters used: f = 836.5 MHz; $\sigma$ = 0.944 S/m; $\varepsilon_r$ = 41.877; $\rho$ = 1000 kg/m$^3$
Ambient Temperature：23.2 ℃; Liquid Temperature：22.6 ℃

DASY5 Configuration:
- Probe: ES3DV3 - SN3293; ConvF(6.39, 6.39, 6.39); Calibrated: 2019.11.25
- Sensor-Surface: 3mm (Mechanical Surface Detection)
- Electronics: DAE4 Sn656; Calibrated: 2019.12.17
- Phantom: SAM2; Type: SAM; Serial: TP-1503
- Measurement SW: DASY52, Version 52.10 (4); SEMCAD X Version 14.6.14 (7483)

**Area Scan (71x81x1):** Interpolated grid: dx=1.500 mm, dy=1.500 mm
Maximum value of SAR (interpolated) = 0.457 W/kg

**Zoom Scan (5x5x7)/Cube 0:** Measurement grid: dx=8mm, dy=8mm, dz=5mm
Reference Value = 21.97 V/m; Power Drift = 0.08 dB
Peak SAR (extrapolated) = 0.509 W/kg
**SAR(1 g) = 0.409 W/kg; SAR(10 g) = 0.314 W/kg**
Maximum value of SAR (measured) = 0.445 W/kg

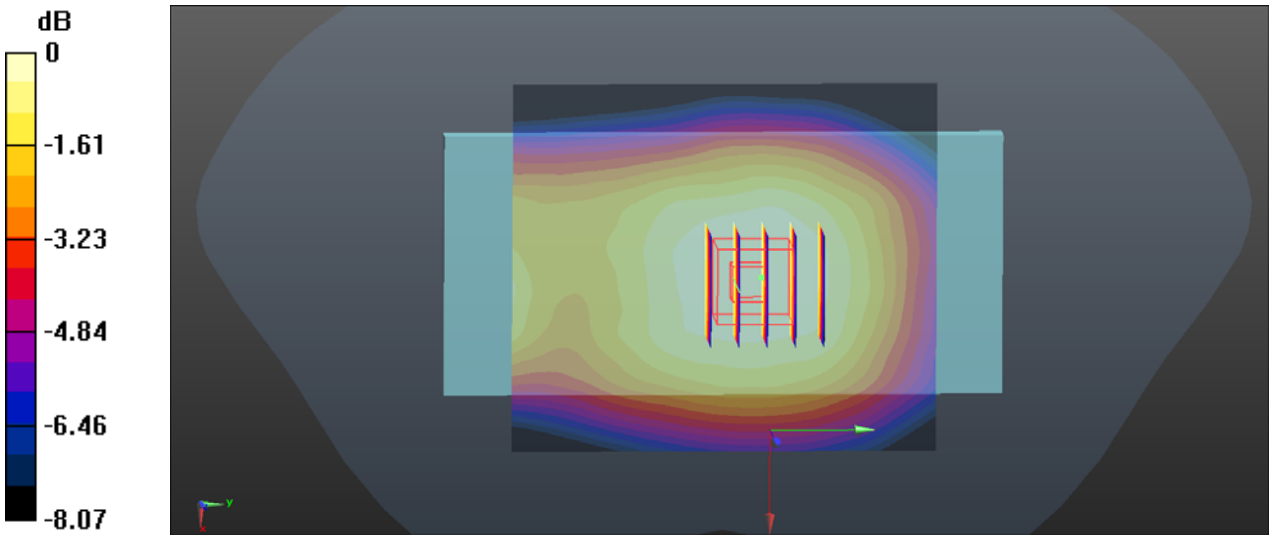


0 dB = 0.445 W/kg = -3.52 dBW/kg