WCDMA Band IV (RMC 12.2Kbps)	
Lowest Band Edge	**Highest Band Edge**

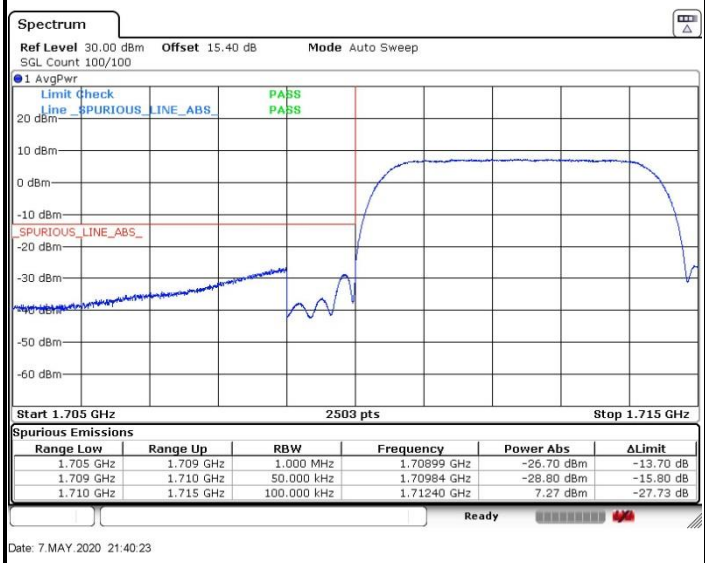

Spurious Emissions

Range Low	Range Up	RBW	Frequency	Power Abs	ΔLimit
1.705 GHz	1.709 GHz	1.000 MHz	1.70899 GHz	-26.70 dBm	-13.70 dB
1.709 GHz	1.710 GHz	50.000 kHz	1.70984 GHz	-28.80 dBm	-15.80 dB
1.710 GHz	1.715 GHz	100.000 kHz	1.71240 GHz	7.27 dBm	-27.73 dB

Date: 7.MAY.2020 21:40:23

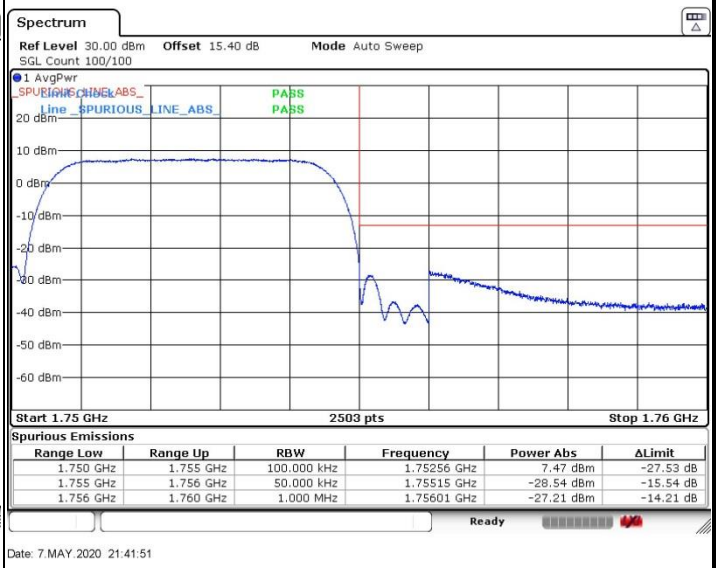

Spurious Emissions

Range Low	Range Up	RBW	Frequency	Power Abs	ΔLimit
1.750 GHz	1.755 GHz	100.000 kHz	1.75256 GHz	7.47 dBm	-27.53 dB
1.755 GHz	1.756 GHz	50.000 kHz	1.75515 GHz	-28.54 dBm	-15.54 dB
1.756 GHz	1.760 GHz	1.000 MHz	1.75601 GHz	-27.21 dBm	-14.21 dB

Date: 7.MAY.2020 21:41:51

Conducted Spurious Emission

GSM850 (GSM)

Lowest Channel

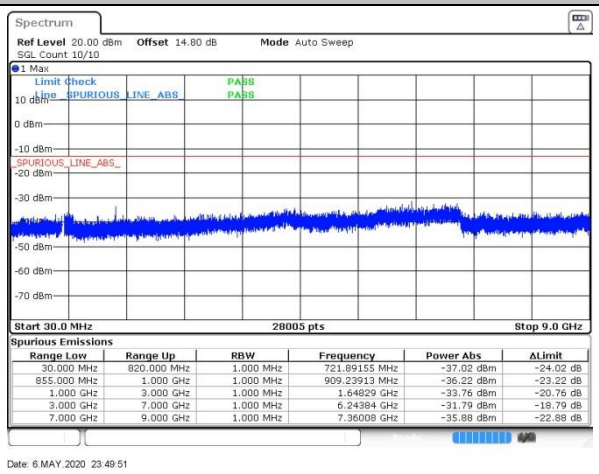

Spurious Emissions

Range Low	Range Up	RBW	Frequency	Power Abs	ΔLimit
30.000 MHz	820.000 MHz	1.000 MHz	721.89155 MHz	-37.02 dBm	-24.02 dB
855.000 MHz	1.000 GHz	1.000 MHz	909.23913 MHz	-36.22 dBm	-23.22 dB
1.000 GHz	3.000 GHz	1.000 MHz	1.64829 GHz	-33.76 dBm	-20.76 dB
3.000 GHz	7.000 GHz	1.000 MHz	6.24384 GHz	-31.79 dBm	-18.79 dB
7.000 GHz	9.000 GHz	1.000 MHz	7.36008 GHz	-35.88 dBm	-22.88 dB

Date: 6.MAY.2020 23:49:51

Middle Channel

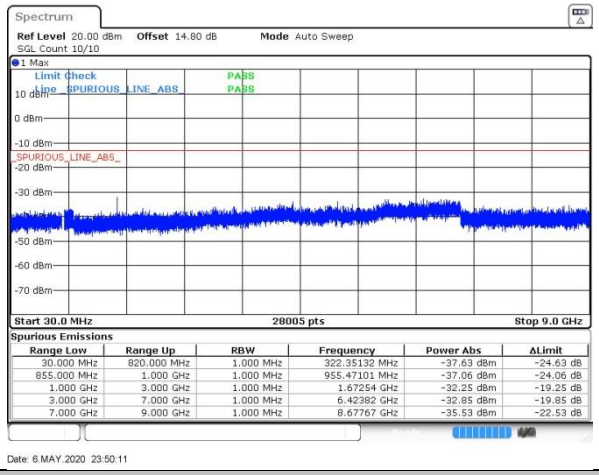

Spurious Emissions

Range Low	Range Up	RBW	Frequency	Power Abs	ΔLimit
30.000 MHz	820.000 MHz	1.000 MHz	322.35132 MHz	-37.63 dBm	-24.63 dB
855.000 MHz	1.000 GHz	1.000 MHz	955.47101 MHz	-37.06 dBm	-24.06 dB
1.000 GHz	3.000 GHz	1.000 MHz	1.67254 GHz	-32.25 dBm	-19.25 dB
3.000 GHz	7.000 GHz	1.000 MHz	6.42382 GHz	-32.85 dBm	-19.85 dB
7.000 GHz	9.000 GHz	1.000 MHz	8.67767 GHz	-35.53 dBm	-22.53 dB

Date: 6.MAY.2020 23:50:11

Highest Channel

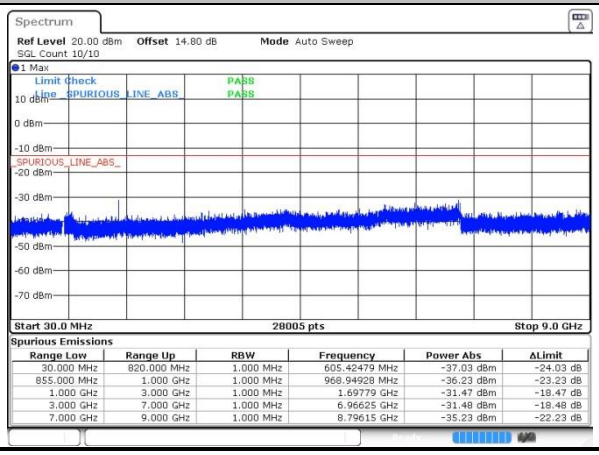

Spurious Emissions

Range Low	Range Up	RBW	Frequency	Power Abs	ΔLimit
30.000 MHz	820.000 MHz	1.000 MHz	605.42479 MHz	-37.03 dBm	-24.03 dB
855.000 MHz	1.000 GHz	1.000 MHz	968.94928 MHz	-36.23 dBm	-23.23 dB
1.000 GHz	3.000 GHz	1.000 MHz	1.69779 GHz	-31.47 dBm	-18.47 dB
3.000 GHz	7.000 GHz	1.000 MHz	6.96625 GHz	-31.48 dBm	-18.48 dB
7.000 GHz	9.000 GHz	1.000 MHz	8.79615 GHz	-35.23 dBm	-22.23 dB

GSM850 (EDGE 1 Tx slots)

Lowest Channel

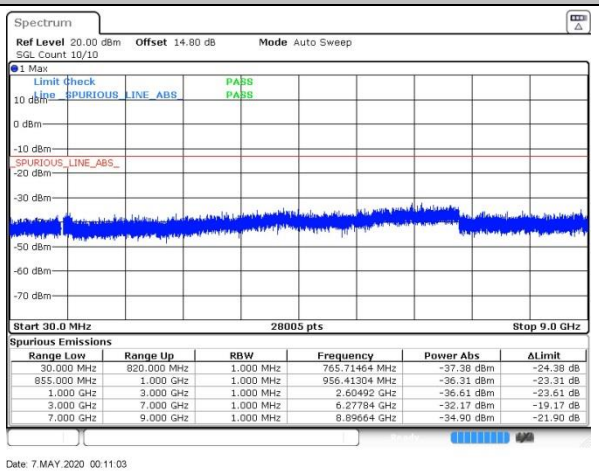

Spurious Emissions

Range Low	Range Up	RBW	Frequency	Power Abs	ΔLimit
30.000 MHz	820.000 MHz	1.000 MHz	765.71464 MHz	-37.38 dBm	-24.38 dB
855.000 MHz	1.000 GHz	1.000 MHz	956.41304 MHz	-36.31 dBm	-23.31 dB
1.000 GHz	3.000 GHz	1.000 MHz	2.60492 GHz	-36.61 dBm	-23.61 dB
3.000 GHz	7.000 GHz	1.000 MHz	6.27784 GHz	-32.17 dBm	-19.17 dB
7.000 GHz	9.000 GHz	1.000 MHz	8.89664 GHz	-34.90 dBm	-21.90 dB

Date: 7.MAY.2020 00:11:03

Middle Channel

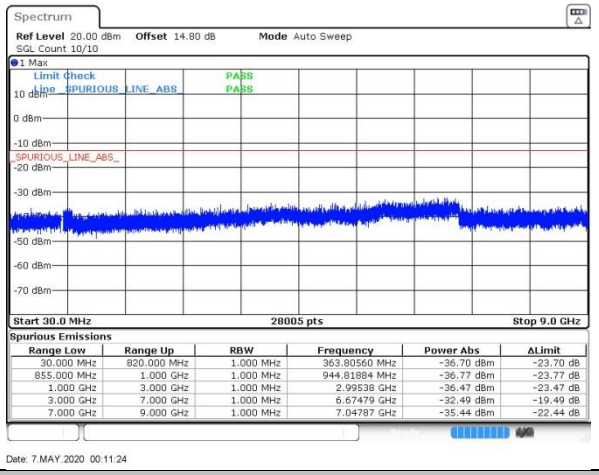

Spurious Emissions

Range Low	Range Up	RBW	Frequency	Power Abs	ΔLimit
30.000 MHz	820.000 MHz	1.000 MHz	363.80560 MHz	-36.70 dBm	-23.70 dB
855.000 MHz	1.000 GHz	1.000 MHz	944.81884 MHz	-36.77 dBm	-23.77 dB
1.000 GHz	3.000 GHz	1.000 MHz	2.99538 GHz	-36.47 dBm	-23.47 dB
3.000 GHz	7.000 GHz	1.000 MHz	6.67479 GHz	-32.49 dBm	-19.49 dB
7.000 GHz	9.000 GHz	1.000 MHz	7.04787 GHz	-35.44 dBm	-22.44 dB

Date: 7.MAY.2020 00:11:24

Highest Channel

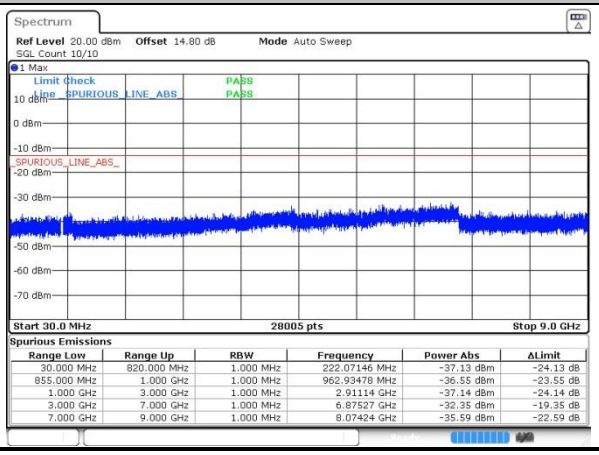

Spurious Emissions

Range Low	Range Up	RBW	Frequency	Power Abs	ΔLimit
30.000 MHz	820.000 MHz	1.000 MHz	222.07146 MHz	-37.13 dBm	-24.13 dB
855.000 MHz	1.000 GHz	1.000 MHz	962.93478 MHz	-36.55 dBm	-23.55 dB
1.000 GHz	3.000 GHz	1.000 MHz	2.91114 GHz	-37.14 dBm	-24.14 dB
3.000 GHz	7.000 GHz	1.000 MHz	6.87527 GHz	-32.35 dBm	-19.35 dB
7.000 GHz	9.000 GHz	1.000 MHz	8.07424 GHz	-35.59 dBm	-22.59 dB

GSM1900 (GSM)

Lowest Channel

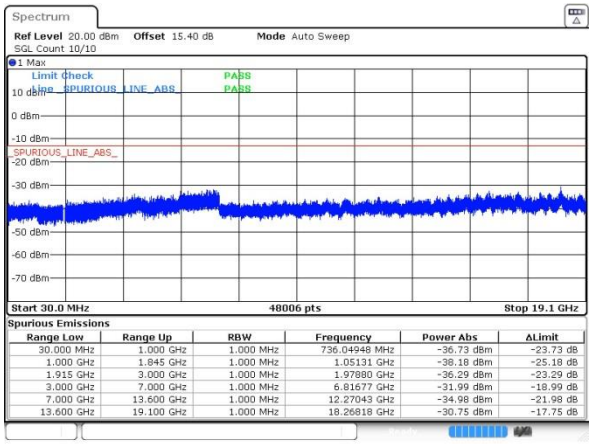

Spurious Emissions

Range Low	Range Up	RBW	Frequency	Power Abs	ΔLimit
30.000 MHz	1.000 GHz	1.000 MHz	736.04948 MHz	-36.73 dBm	-23.73 dB
1.000 GHz	1.845 GHz	1.000 MHz	1.05131 GHz	-38.18 dBm	-25.18 dB
1.915 GHz	3.000 GHz	1.000 MHz	1.97880 GHz	-36.29 dBm	-23.29 dB
3.000 GHz	7.000 GHz	1.000 MHz	6.81677 GHz	-31.99 dBm	-18.99 dB
7.000 GHz	13.600 GHz	1.000 MHz	12.27043 GHz	-34.98 dBm	-21.98 dB
13.600 GHz	19.100 GHz	1.000 MHz	18.26818 GHz	-30.75 dBm	-17.75 dB

Date: 7.MAY.2020 19:53:51

Middle Channel

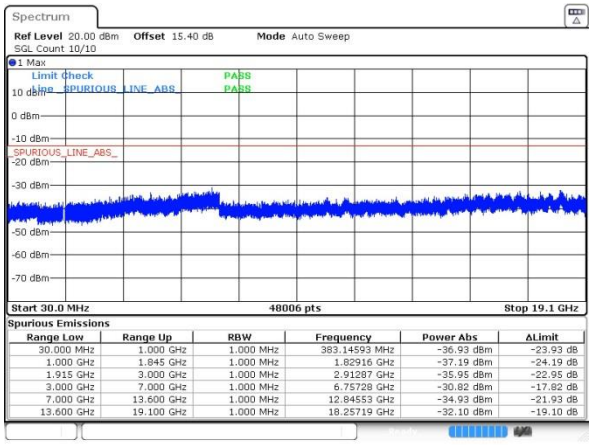

Spurious Emissions

Range Low	Range Up	RBW	Frequency	Power Abs	ΔLimit
30.000 MHz	1.000 GHz	1.000 MHz	383.14593 MHz	-36.93 dBm	-23.93 dB
1.000 GHz	1.845 GHz	1.000 MHz	1.82916 GHz	-37.19 dBm	-24.19 dB
1.915 GHz	3.000 GHz	1.000 MHz	2.91287 GHz	-35.95 dBm	-22.95 dB
3.000 GHz	7.000 GHz	1.000 MHz	6.75728 GHz	-30.82 dBm	-17.82 dB
7.000 GHz	13.600 GHz	1.000 MHz	12.84553 GHz	-34.93 dBm	-21.93 dB
13.600 GHz	19.100 GHz	1.000 MHz	18.25719 GHz	-32.10 dBm	-19.10 dB

Date: 7.MAY.2020 19:54:07

Highest Channel

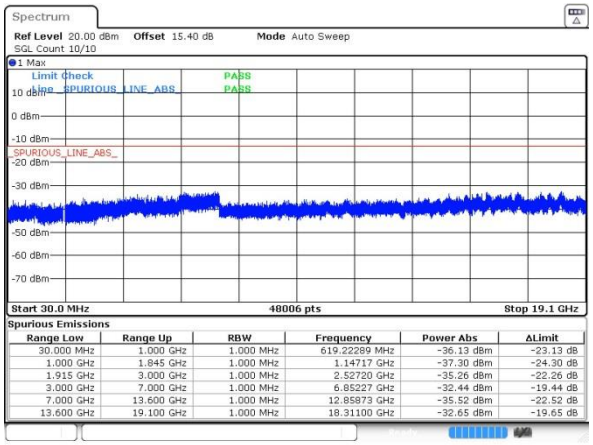

Spurious Emissions

Range Low	Range Up	RBW	Frequency	Power Abs	ΔLimit
30.000 MHz	1.000 GHz	1.000 MHz	619.22289 MHz	-36.13 dBm	-23.13 dB
1.000 GHz	1.845 GHz	1.000 MHz	1.14717 GHz	-37.30 dBm	-24.30 dB
1.915 GHz	3.000 GHz	1.000 MHz	2.52720 GHz	-35.26 dBm	-22.26 dB
3.000 GHz	7.000 GHz	1.000 MHz	6.85227 GHz	-32.44 dBm	-19.44 dB
7.000 GHz	13.600 GHz	1.000 MHz	12.85873 GHz	-35.52 dBm	-22.52 dB
13.600 GHz	19.100 GHz	1.000 MHz	18.31100 GHz	-32.65 dBm	-19.65 dB

Date: 7.MAY.2020 19:54:22

GSM1900 (EDGE 1 Tx slots)

Lowest Channel

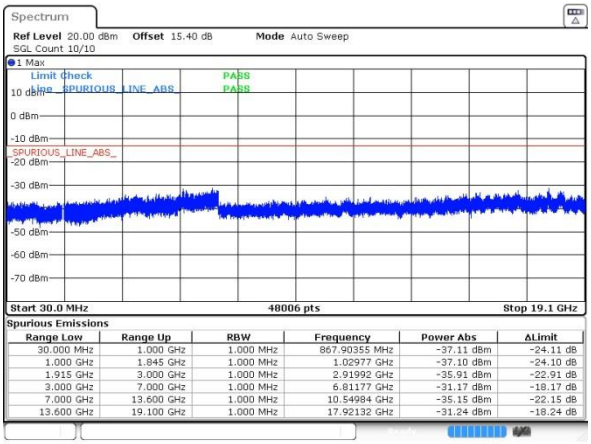

Spurious Emissions

Range Low	Range Up	RBW	Frequency	Power Abs	ΔLimit
30.000 MHz	1.000 GHz	1.000 MHz	867.90355 MHz	-37.11 dBm	-24.11 dB
1.000 GHz	1.845 GHz	1.000 MHz	1.02977 GHz	-37.10 dBm	-24.10 dB
1.915 GHz	3.000 GHz	1.000 MHz	2.91992 GHz	-35.91 dBm	-22.91 dB
3.000 GHz	7.000 GHz	1.000 MHz	6.81177 GHz	-31.17 dBm	-18.17 dB
7.000 GHz	13.600 GHz	1.000 MHz	10.54984 GHz	-35.15 dBm	-22.15 dB
13.600 GHz	19.100 GHz	1.000 MHz	17.92132 GHz	-31.24 dBm	-18.24 dB

Date: 7.MAY.2020 01:10:33

Middle Channel

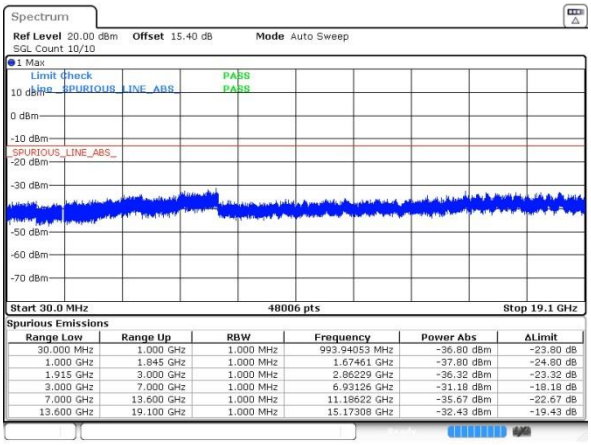

Spurious Emissions

Range Low	Range Up	RBW	Frequency	Power Abs	ΔLimit
30.000 MHz	1.000 GHz	1.000 MHz	993.94053 MHz	-36.80 dBm	-23.80 dB
1.000 GHz	1.845 GHz	1.000 MHz	1.67461 GHz	-37.80 dBm	-24.80 dB
1.915 GHz	3.000 GHz	1.000 MHz	2.86229 GHz	-36.32 dBm	-23.32 dB
3.000 GHz	7.000 GHz	1.000 MHz	6.93126 GHz	-31.18 dBm	-18.18 dB
7.000 GHz	13.600 GHz	1.000 MHz	11.18622 GHz	-35.67 dBm	-22.67 dB
13.600 GHz	19.100 GHz	1.000 MHz	15.17308 GHz	-32.43 dBm	-19.43 dB

Date: 7.MAY.2020 01:10:54

Highest Channel

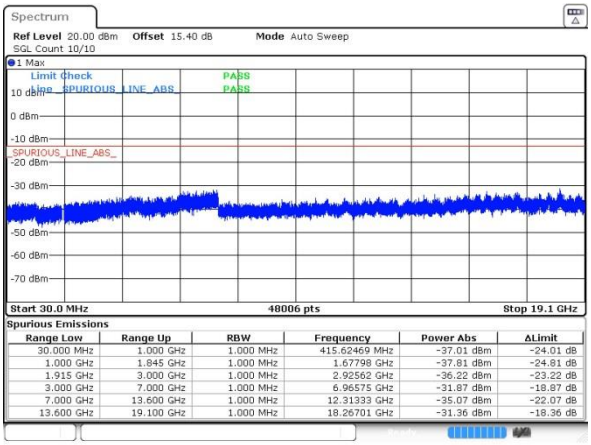

Spurious Emissions

Range Low	Range Up	RBW	Frequency	Power Abs	ΔLimit
30.000 MHz	1.000 GHz	1.000 MHz	415.62469 MHz	-37.01 dBm	-24.01 dB
1.000 GHz	1.845 GHz	1.000 MHz	1.67798 GHz	-37.81 dBm	-24.81 dB
1.915 GHz	3.000 GHz	1.000 MHz	2.92562 GHz	-36.22 dBm	-23.22 dB
3.000 GHz	7.000 GHz	1.000 MHz	6.96575 GHz	-31.87 dBm	-18.87 dB
7.000 GHz	13.600 GHz	1.000 MHz	12.31333 GHz	-35.07 dBm	-22.07 dB
13.600 GHz	19.100 GHz	1.000 MHz	18.26701 GHz	-31.36 dBm	-18.36 dB

Date: 7.MAY.2020 01:11:14

WCDMA Band V (RMC 12.2Kbps)

Lowest Channel

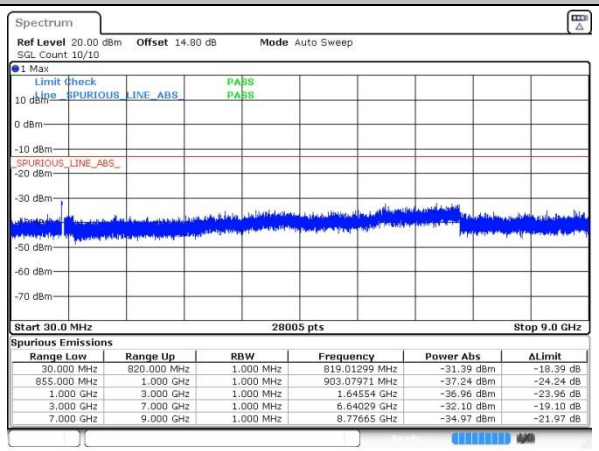

Spurious Emissions

Range Low	Range Up	RBW	Frequency	Power Abs	ΔLimit
30.000 MHz	820.000 MHz	1.000 MHz	819.01299 MHz	-31.39 dBm	-18.39 dB
855.000 MHz	1.000 GHz	1.000 MHz	903.07971 MHz	-37.24 dBm	-24.24 dB
1.000 GHz	3.000 GHz	1.000 MHz	1.64554 GHz	-36.96 dBm	-23.96 dB
3.000 GHz	7.000 GHz	1.000 MHz	6.64029 GHz	-32.10 dBm	-19.10 dB
7.000 GHz	9.000 GHz	1.000 MHz	8.77665 GHz	-34.97 dBm	-21.97 dB

Date: 7.MAY.2020 20:54:09

Middle Channel

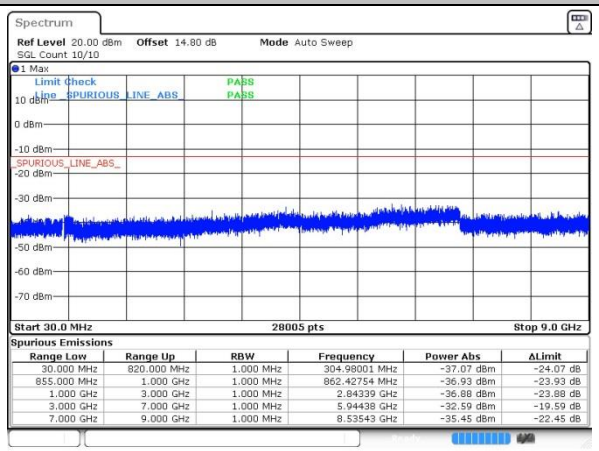

Spurious Emissions

Range Low	Range Up	RBW	Frequency	Power Abs	ΔLimit
30.000 MHz	820.000 MHz	1.000 MHz	304.98001 MHz	-37.07 dBm	-24.07 dB
855.000 MHz	1.000 GHz	1.000 MHz	862.42754 MHz	-36.93 dBm	-23.93 dB
1.000 GHz	3.000 GHz	1.000 MHz	2.84339 GHz	-36.88 dBm	-23.88 dB
3.000 GHz	7.000 GHz	1.000 MHz	5.94438 GHz	-32.59 dBm	-19.59 dB
7.000 GHz	9.000 GHz	1.000 MHz	8.53543 GHz	-35.45 dBm	-22.45 dB

Date: 7.MAY.2020 20:54:26

Highest Channel

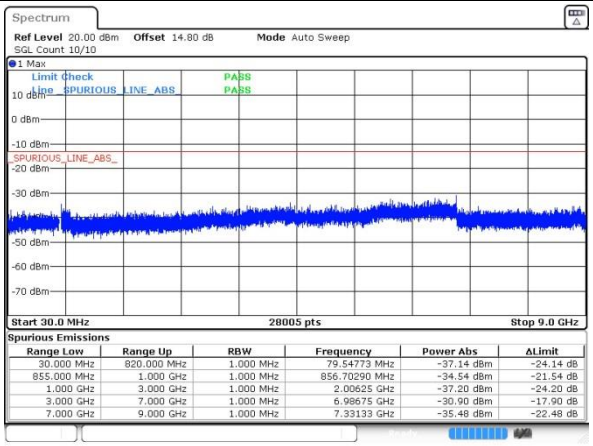

Spurious Emissions

Range Low	Range Up	RBW	Frequency	Power Abs	ΔLimit
30.000 MHz	820.000 MHz	1.000 MHz	79.54773 MHz	-37.14 dBm	-24.14 dB
855.000 MHz	1.000 GHz	1.000 MHz	856.70290 MHz	-34.54 dBm	-21.54 dB
1.000 GHz	3.000 GHz	1.000 MHz	2.00625 GHz	-37.20 dBm	-24.20 dB
3.000 GHz	7.000 GHz	1.000 MHz	6.98675 GHz	-30.90 dBm	-17.90 dB
7.000 GHz	9.000 GHz	1.000 MHz	7.33133 GHz	-35.48 dBm	-22.48 dB

Date: 7.MAY.2020 20:54:45

WCDMA Band II (RMC 12.2Kbps)

Lowest Channel

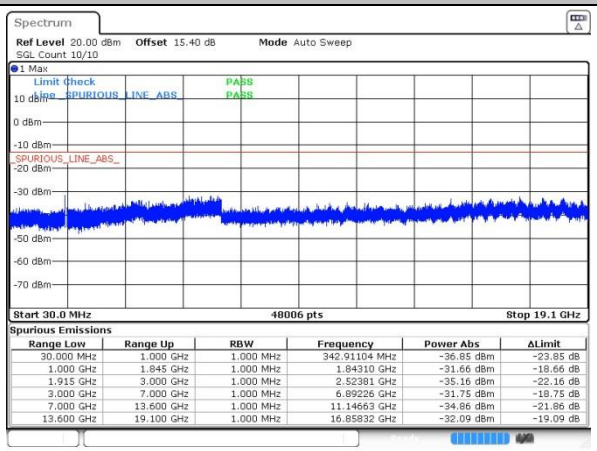

Spurious Emissions

Range Low	Range Up	RBW	Frequency	Power Abs	ΔLimit
30.000 MHz	1.000 GHz	1.000 MHz	342.91104 MHz	-36.85 dBm	-23.85 dB
1.000 GHz	1.845 GHz	1.000 MHz	1.84310 GHz	-31.66 dBm	-18.66 dB
1.915 GHz	3.000 GHz	1.000 MHz	2.52381 GHz	-35.16 dBm	-22.16 dB
3.000 GHz	7.000 GHz	1.000 MHz	6.89226 GHz	-31.75 dBm	-18.75 dB
7.000 GHz	13.600 GHz	1.000 MHz	11.14663 GHz	-34.86 dBm	-21.86 dB
13.600 GHz	19.100 GHz	1.000 MHz	16.85832 GHz	-32.09 dBm	-19.09 dB

Date: 7.MAY.2020 21:15:10

Middle Channel

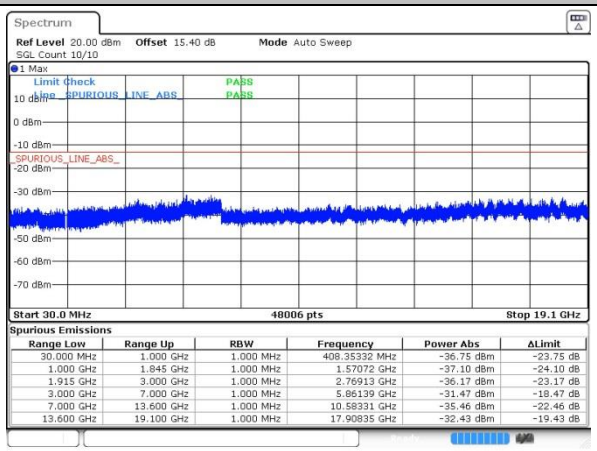

Spurious Emissions

Range Low	Range Up	RBW	Frequency	Power Abs	ΔLimit
30.000 MHz	1.000 GHz	1.000 MHz	408.35332 MHz	-36.75 dBm	-23.75 dB
1.000 GHz	1.845 GHz	1.000 MHz	1.57072 GHz	-37.10 dBm	-24.10 dB
1.915 GHz	3.000 GHz	1.000 MHz	2.76913 GHz	-36.17 dBm	-23.17 dB
3.000 GHz	7.000 GHz	1.000 MHz	5.86139 GHz	-31.47 dBm	-18.47 dB
7.000 GHz	13.600 GHz	1.000 MHz	10.58331 GHz	-35.46 dBm	-22.46 dB
13.600 GHz	19.100 GHz	1.000 MHz	17.90835 GHz	-32.43 dBm	-19.43 dB

Date: 7.MAY.2020 21:15:34

Highest Channel

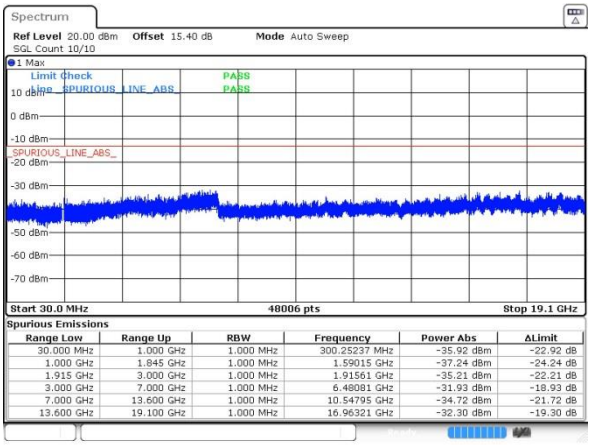

Spurious Emissions

Range Low	Range Up	RBW	Frequency	Power Abs	ΔLimit
30.000 MHz	1.000 GHz	1.000 MHz	300.25237 MHz	-35.92 dBm	-22.92 dB
1.000 GHz	1.845 GHz	1.000 MHz	1.59015 GHz	-37.24 dBm	-24.24 dB
1.915 GHz	3.000 GHz	1.000 MHz	1.91561 GHz	-35.21 dBm	-22.21 dB
3.000 GHz	7.000 GHz	1.000 MHz	6.48081 GHz	-31.93 dBm	-18.93 dB
7.000 GHz	13.600 GHz	1.000 MHz	10.54795 GHz	-34.72 dBm	-21.72 dB
13.600 GHz	19.100 GHz	1.000 MHz	16.96321 GHz	-32.30 dBm	-19.30 dB

Date: 7.MAY.2020 21:15:55

WCDMA Band IV (RMC 12.2Kbps)

Lowest Channel

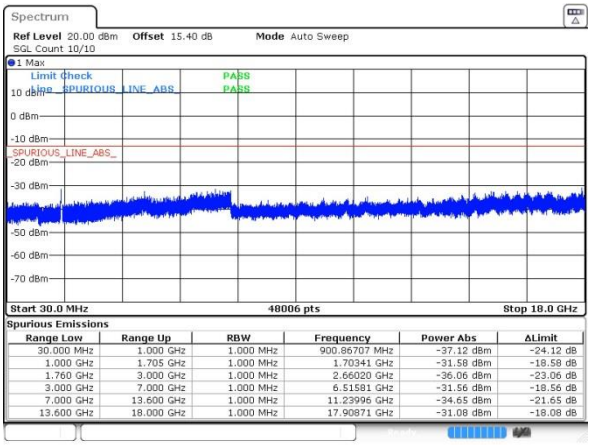

Spurious Emissions

Range Low	Range Up	RBW	Frequency	Power Abs	ΔLimit
30.000 MHz	1.000 GHz	1.000 MHz	900.86707 MHz	-37.12 dBm	-24.12 dB
1.000 GHz	1.705 GHz	1.000 MHz	1.70341 GHz	-31.58 dBm	-18.58 dB
1.760 GHz	3.000 GHz	1.000 MHz	2.66020 GHz	-36.06 dBm	-23.06 dB
3.000 GHz	7.000 GHz	1.000 MHz	6.51581 GHz	-31.56 dBm	-18.56 dB
7.000 GHz	13.600 GHz	1.000 MHz	11.23996 GHz	-34.65 dBm	-21.65 dB
13.600 GHz	18.000 GHz	1.000 MHz	17.90871 GHz	-31.08 dBm	-18.08 dB

Date: 7.MAY.2020 21:33:01

Middle Channel

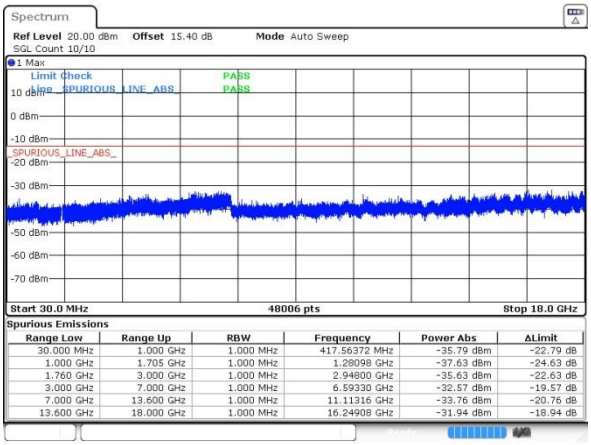

Spurious Emissions

Range Low	Range Up	RBW	Frequency	Power Abs	ΔLimit
30.000 MHz	1.000 GHz	1.000 MHz	417.56372 MHz	-35.79 dBm	-22.79 dB
1.000 GHz	1.705 GHz	1.000 MHz	1.28098 GHz	-37.63 dBm	-24.63 dB
1.760 GHz	3.000 GHz	1.000 MHz	2.94800 GHz	-35.63 dBm	-22.63 dB
3.000 GHz	7.000 GHz	1.000 MHz	6.59330 GHz	-32.57 dBm	-19.57 dB
7.000 GHz	13.600 GHz	1.000 MHz	11.11316 GHz	-33.76 dBm	-20.76 dB
13.600 GHz	18.000 GHz	1.000 MHz	16.24908 GHz	-31.94 dBm	-18.94 dB

Date: 7.MAY.2020 21:33:18

Highest Channel

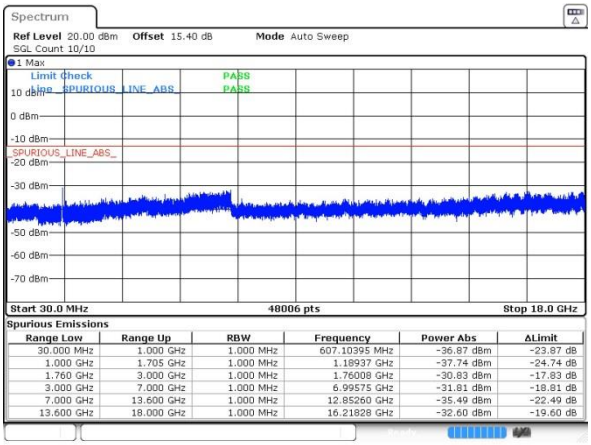

Spurious Emissions

Range Low	Range Up	RBW	Frequency	Power Abs	ΔLimit
30.000 MHz	1.000 GHz	1.000 MHz	607.10395 MHz	-36.87 dBm	-23.87 dB
1.000 GHz	1.705 GHz	1.000 MHz	1.18937 GHz	-37.74 dBm	-24.74 dB
1.760 GHz	3.000 GHz	1.000 MHz	1.76008 GHz	-30.83 dBm	-17.83 dB
3.000 GHz	7.000 GHz	1.000 MHz	6.99575 GHz	-31.81 dBm	-18.81 dB
7.000 GHz	13.600 GHz	1.000 MHz	12.85260 GHz	-35.49 dBm	-22.49 dB
13.600 GHz	18.000 GHz	1.000 MHz	16.21828 GHz	-32.60 dBm	-19.60 dB

Date: 7.MAY.2020 21:34:08

Frequency Stability

Test Conditions	Middle Channel	GSM850 (GSM)	GSM850 (EDGE 1 Tx Slots)	Limit 2.5ppm
Temperature (°C)	Voltage (Volt)	Deviation (ppm)		Result
50	Normal Voltage	0.0108	0.0224	PASS
40	Normal Voltage	0.0032	0.0178	
30	Normal Voltage	0.0130	0.0085	
20(Ref.)	Normal Voltage	0.0000	0.0000	
10	Normal Voltage	0.0145	0.0155	
0	Normal Voltage	0.0078	0.0169	
-10	Normal Voltage	0.0175	0.0234	
-20	Normal Voltage	0.0159	0.0031	
-30	Normal Voltage	0.0143	0.0109	
20	Maximum Voltage	0.0096	0.0132	
20	Normal Voltage	0.0120	0.0204	
20	Battery End Point	0.0191	0.0036	

Note: Normal Voltage = 3.85V. ；Battery End Point (BEP) =3.6V.；Maximum Voltage =4.4 V

Test Conditions	Middle Channel	GSM1900 (GSM)	GSM1900 (EDGE 1 Tx Slots)	Limit Note 2.
Temperature (°C)	Voltage (Volt)	Deviation (ppm)		Result
50	Normal Voltage	0.0058	0.0171	PASS
40	Normal Voltage	0.0015	0.0131	
30	Normal Voltage	0.0119	0.0023	
20(Ref.)	Normal Voltage	0.0000	0.0003	
10	Normal Voltage	0.0145	0.0112	
0	Normal Voltage	0.0136	0.0135	
-10	Normal Voltage	0.0089	0.0174	
-20	Normal Voltage	0.0021	0.0127	
-30	Normal Voltage	0.0118	0.0119	
20	Maximum Voltage	0.0052	0.0018	
20	Normal Voltage	0.0011	0.0134	
20	Battery End Point	0.0124	0.0027	

Note:

1. Normal Voltage = 3.85V. ；Battery End Point (BEP) =3.6V.；Maximum Voltage =4.4 V
2. The frequency fundamental emissions stay within the authorized frequency block based on the frequency deviation measured is small.

Test Conditions	Middle Channel	WCDMA Band V (RMC 12.2Kbps)	Limit 2.5ppm
Temperature (°C)	Voltage (Volt)	Deviation (ppm)	Result
50	Normal Voltage	0.0088	PASS
40	Normal Voltage	0.0255	
30	Normal Voltage	0.0011	
20(Ref.)	Normal Voltage	0.0000	
10	Normal Voltage	0.0274	
0	Normal Voltage	0.0243	
-10	Normal Voltage	0.0068	
-20	Normal Voltage	0.0273	
-30	Normal Voltage	0.0036	
20	Maximum Voltage	0.0012	
20	Normal Voltage	0.0234	
20	Battery End Point	0.0263	

Note: Normal Voltage = 3.85V. ；Battery End Point (BEP) =3.6V.；Maximum Voltage =4.4 V

Test Conditions	Middle Channel	WCDMA Band II (RMC 12.2Kbps)	Limit Note 2.
Temperature (°C)	Voltage (Volt)	Deviation (ppm)	Result
50	Normal Voltage	0.0018	PASS
40	Normal Voltage	0.0122	
30	Normal Voltage	0.0118	
20(Ref.)	Normal Voltage	0.0002	
10	Normal Voltage	0.0174	
0	Normal Voltage	0.0048	
-10	Normal Voltage	0.0143	
-20	Normal Voltage	0.0159	
-30	Normal Voltage	0.0027	
20	Maximum Voltage	0.0022	
20	Normal Voltage	0.0096	
20	Battery End Point	0.0032	

Note:

1. Normal Voltage = 3.85V；Battery End Point (BEP) =3.6V；Maximum Voltage =4.4V
2. The frequency fundamental emissions stay within the authorized frequency block based on the frequency deviation measured is small.

Test Conditions	Middle Channel	WCDMA Band IV (RMC 12.2Kbps)	Limit Note 2.
Temperature (°C)	Voltage (Volt)	Deviation (ppm)	Result
50	Normal Voltage	0.0035	PASS
40	Normal Voltage	0.0029	
30	Normal Voltage	0.0150	
20(Ref.)	Normal Voltage	0.0000	
10	Normal Voltage	0.0023	
0	Normal Voltage	0.0127	
-10	Normal Voltage	0.0035	
-20	Normal Voltage	0.0144	
-30	Normal Voltage	0.0046	
20	Maximum Voltage	0.0017	
20	Normal Voltage	0.0133	
20	Battery End Point	0.0035	

Note:

1. Normal Voltage = 3.85V. ；Battery End Point (BEP) =3.6 V.；Maximum Voltage =4.4V
2. The frequency fundamental emissions stay within the authorized frequency block based on the frequency deviation measured is small.

Appendix B. Test Results of Radiated Test

Radiated Spurious Emission

GSM850 (GSM)								
Channel	Frequency (MHz)	ERP (dBm)	Limit (dBm)	Over Limit (dB)	S.G. Power (dBm)	TX Cable loss (dB)	TX Antenna Gain (dBi)	Polarization (H/V)
Middle	1672	-57.10	-13	-44.10	-60.34	1.11	6.50	H
	2510	-50.56	-13	-37.56	-53.18	1.43	6.20	H
	3348	-60.65	-13	-47.65	-65.09	1.71	8.30	H
	1672	-61.71	-13	-48.71	-64.95	1.11	6.50	V
	2510	-54.89	-13	-41.89	-57.51	1.43	6.20	V
	3348	-60.37	-13	-47.37	-64.81	1.71	8.30	V

Remark: Spurious emissions within 30-1000MHz were found more than 20dB below limit line.

GSM850 (EDGE 1 Tx slots)								
Channel	Frequency (MHz)	ERP (dBm)	Limit (dBm)	Over Limit (dB)	S.G. Power (dBm)	TX Cable loss (dB)	TX Antenna Gain (dBi)	Polarization (H/V)
Middle	1672	-64.11	-13	-51.11	-67.35	1.11	6.50	H
	2510	-62.79	-13	-49.79	-65.41	1.43	6.20	H
	3348	-60.78	-13	-47.78	-65.22	1.71	8.30	H
	1672	-65.54	-13	-52.54	-68.78	1.11	6.50	V
	2510	-62.59	-13	-49.59	-65.21	1.43	6.20	V
	3348	-60.73	-13	-47.73	-65.17	1.71	8.30	V

Remark: Spurious emissions within 30-1000MHz were found more than 20dB below limit line.

GSM1900 (GSM)								
Channel	Frequency (MHz)	EIRP (dBm)	Limit (dBm)	Over Limit (dB)	S.G. Power (dBm)	TX Cable loss (dB)	TX Antenna Gain (dBi)	Polarization (H/V)
Middle	3759	-54.67	-13	-41.67	-60.93	1.84	8.10	H
	5640	-50.90	-13	-37.90	-59.21	2.19	10.50	H
	7524	-45.92	-13	-32.92	-54.84	2.58	11.50	H
	3759	-54.60	-13	-41.60	-60.86	1.84	8.10	V
	5640	-50.57	-13	-37.57	-58.88	2.19	10.50	V
	7524	-45.79	-13	-32.79	-54.71	2.58	11.50	V

Remark: Spurious emissions within 30-1000MHz were found more than 20dB below limit line.

GSM1900 (EDGE 1 Tx slots)								
Channel	Frequency (MHz)	EIRP (dBm)	Limit (dBm)	Over Limit (dB)	S.G. Power (dBm)	TX Cable loss (dB)	TX Antenna Gain (dBi)	Polarization (H/V)
Middle	3759	-54.87	-13	-41.87	-61.13	1.84	8.10	H
	5640	-50.60	-13	-37.60	-58.91	2.19	10.50	H
	7524	-46.05	-13	-33.05	-54.97	2.58	11.50	H
	3759	-54.92	-13	-41.92	-61.18	1.84	8.10	V
	5640	-50.71	-13	-37.71	-59.02	2.19	10.50	V
	7524	-45.43	-13	-32.43	-54.35	2.58	11.50	V

Remark: Spurious emissions within 30-1000MHz were found more than 20dB below limit line.

WCDMA Band V(RMC 12.2Kbps)								
Channel	Frequency (MHz)	ERP (dBm)	Limit (dBm)	Over Limit (dB)	S.G. Power (dBm)	TX Cable loss (dB)	TX Antenna Gain (dBi)	Polarization (H/V)
Middle	1672	-65.56	-13	-52.56	-68.80	1.11	6.50	H
	2510	-62.71	-13	-49.71	-65.33	1.43	6.20	H
	3348	-60.88	-13	-47.88	-65.32	1.71	8.30	H
	1672	-65.56	-13	-52.56	-68.80	1.11	6.50	V
	2510	-62.70	-13	-49.70	-65.32	1.43	6.20	V
	3348	-60.97	-13	-47.97	-65.41	1.71	8.30	V

Remark: Spurious emissions within 30-1000MHz were found more than 20dB below limit line.

WCDMA Band II(RMC 12.2Kbps)								
Channel	Frequency (MHz)	EIRP (dBm)	Limit (dBm)	Over Limit (dB)	S.G. Power (dBm)	TX Cable loss (dB)	TX Antenna Gain (dBi)	Polarization (H/V)
Middle	3759	-54.95	-13	-41.95	-61.21	1.84	8.10	H
	5640	-50.72	-13	-37.72	-59.03	2.19	10.50	H
	7524	-45.71	-13	-32.71	-54.63	2.58	11.50	H
	3759	-54.85	-13	-41.85	-61.11	1.84	8.10	V
	5640	-50.91	-13	-37.91	-59.22	2.19	10.50	V
	7524	-45.67	-13	-32.67	-54.59	2.58	11.50	V

Remark: Spurious emissions within 30-1000MHz were found more than 20dB below limit line.

WCDMA Band IV(RMC 12.2Kbps)									
Channel	Frequency (MHz)	EIRP (dBm)	Limit (dBm)	Over Limit (dB)	SPA Reading (dBm)	S.G. Power (dBm)	TX Cable loss (dB)	TX Antenna Gain (dBi)	Polarization (H/V)
Middle	3465	-58.54	-13	-45.54	-65.23	1.75	8.44	3465	H
	5196	-51.47	-13	-38.47	-59.89	1.94	10.36	5196	H
	6936	-47.11	-13	-34.11	-56.35	2.47	11.71	6936	H
	3465	-58.59	-13	-45.59	-65.28	1.75	8.44	3465	V
	5196	-51.74	-13	-38.74	-60.16	1.94	10.36	5196	V
	6936	-47.46	-13	-34.46	-56.70	2.47	11.71	6936	V

Remark: Spurious emissions within 30-1000MHz were found more than 20dB below limit line.