SAR Plots

- Verification Plots
- SAR Test Plots

Copyright © 2019, DT&C Co., Ltd.

DT&C Co., Ltd.

DUT: Dipole 750 MHz; Type: D750V3; Serial: D750V3 - SN:1049

Communication System: UID 0, CW (0); Frequency: 750 MHz; Duty Cycle: 1:1
Medium parameters used: f = 750 MHz; σ = 0.913 S/m; ε_r = 40.776; ρ = 1000 kg/m^3
Phantom section: Flat Section

DASY5 Configuration:
Probe: ES3DV3 - SN3327; ConvF(6.57, 6.57, 6.57); Calibrated: 8/28/2018; Electronics: DAE3 Sn520
Sensor-Surface: 3mm (Mechanical Surface Detection)
Phantom: SAM-twin middle_2013_09_24; Type: QD000P40CD; Serial: 1782
Measurement SW: DASY52, Version 52.8 (8); SEMCAD X Version 14.6.10 (7331)

Test Date: 2019-04-19; Ambient Temp: 22.1; Tissue Temp: 21.9

750 MHz System Head Verification (250 mW)

Area Scan (6x15x1): Measurement grid: dx=15mm, dy=15mm
Zoom Scan (7x7x7)/Cube 0: Measurement grid: dx=5mm, dy=5mm, dz=5mm
Power Drift = -0.01 dB
Peak SAR (extrapolated) = 3.17 W/kg
SAR(1 g) = 2.01 W/kg; SAR(10 g) = 1.35 W/kg

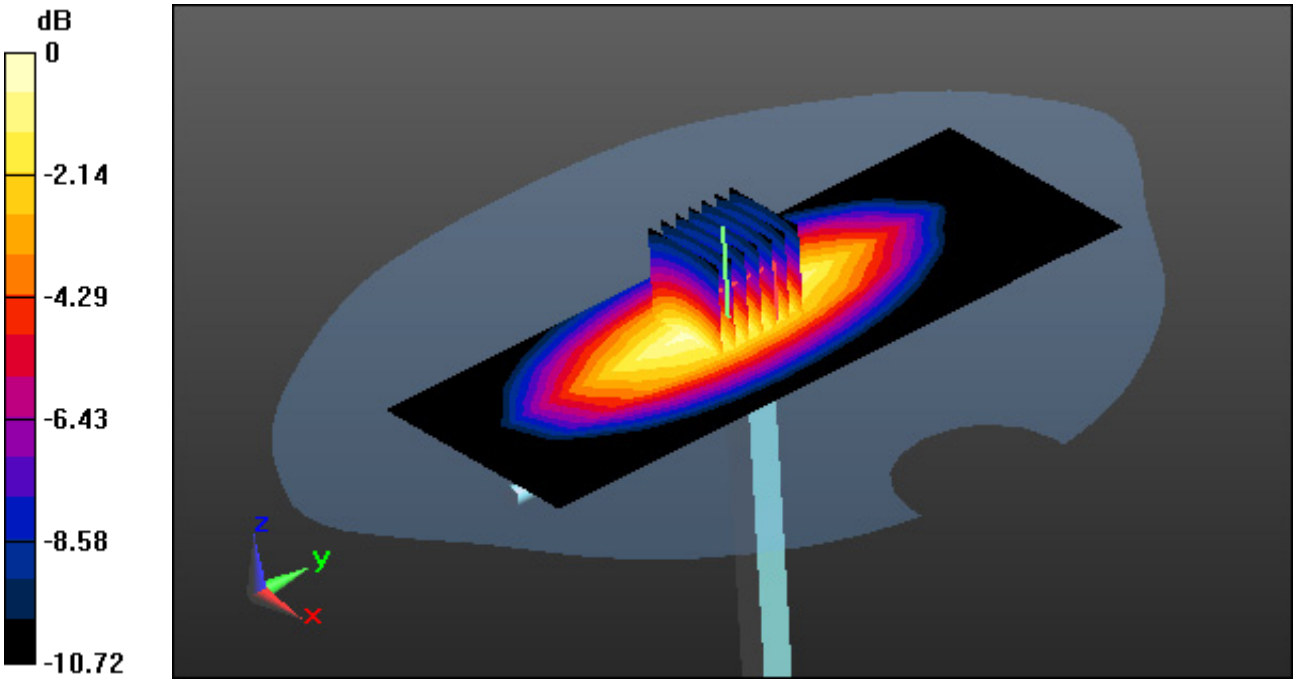

0 dB = 2.33 W/kg

DT&C Co., Ltd.

DUT: Dipole 750 MHz; Type: D750V3; Serial: D750V3 - SN:1049

Communication System: UID 0, CW (0); Frequency: 750 MHz;Duty Cycle: 1:1
Medium parameters used: f = 750 MHz; σ = 0.967 S/m; ε_r = 55.956; ρ = 1000 kg/m^3
Phantom section: Flat Section

DASY5 Configuration:
Probe: EX3DV4 - SN3933; ConvF(10.43, 10.43, 10.43); Calibrated: 9/25/2018; Electronics: DAE4 Sn1396
Sensor-Surface: 2mm (Mechanical Surface Detection)
Phantom: SAM with CRP_2016_07_22_middle; Type: QD000P40CD; Serial: TP:1786
Measurement SW: DASY52, Version 52.8 (8); SEMCAD X Version 14.6.10 (7331)

Test Date: 2019-04-19; Ambient Temp: 21.4; Tissue Temp: 22.1

750 MHz System Body Verification (250 mW)

Area Scan (6x15x1): Measurement grid: dx=15mm, dy=15mm
Zoom Scan (7x7x7)/Cube 0: Measurement grid: dx=5mm, dy=5mm, dz=5mm
Power Drift = -0.04 dB
Peak SAR (extrapolated) = 3.25 W/kg
SAR(1 g) = 2.18 W/kg; SAR(10 g) = 1.44 W/kg

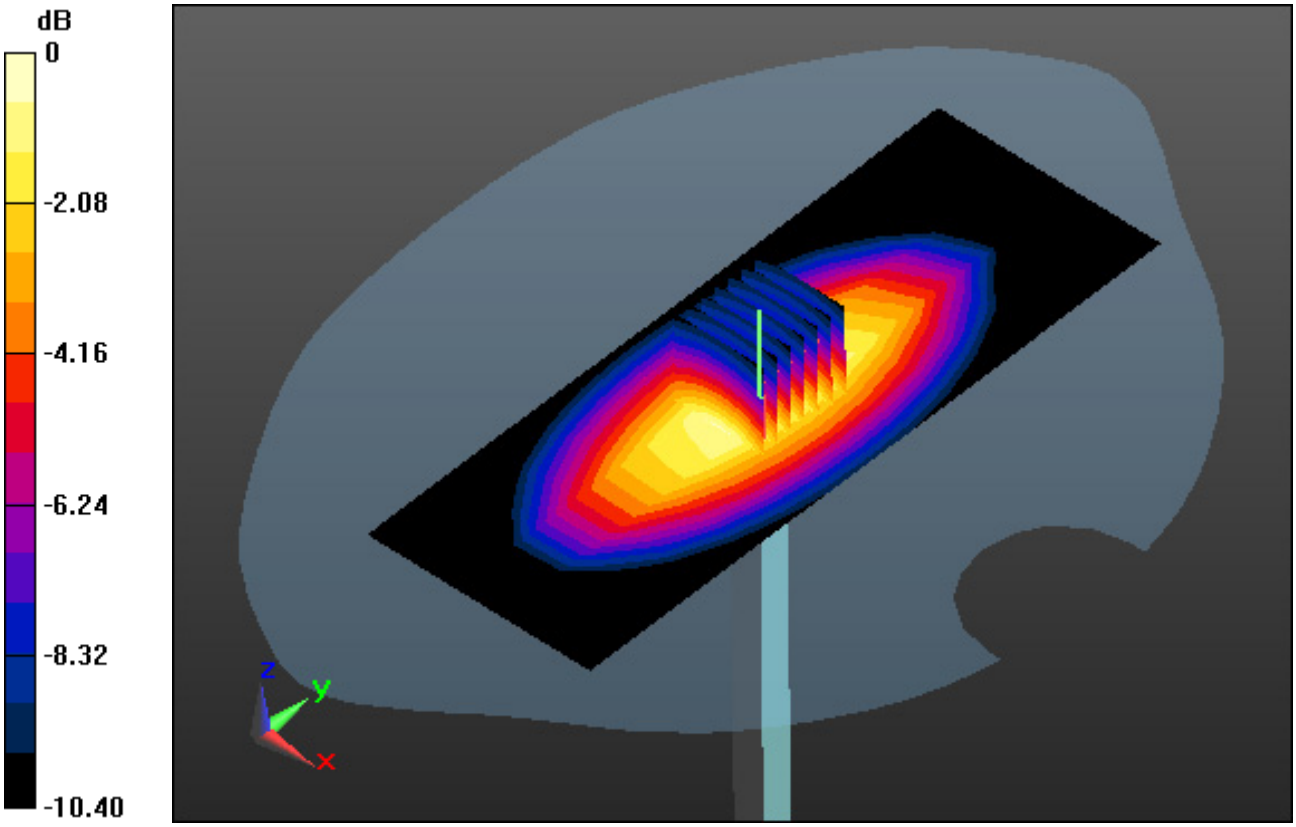

0 dB = 2.77 W/kg

DT&C Co., Ltd.

DUT: Dipole 835 MHz; Type: D835V2; Serial: D835V2 - SN:4d159

Communication System: UID 0, CW (0); Frequency: 835 MHz; Duty Cycle: 1:1
Medium parameters used: f = 835 MHz; σ = 0.893 S/m; ε_r = 41.517; ρ = 1000 kg/m^3
Phantom section: Flat Section

DASY5 Configuration:
Probe: ES3DV3 - SN3327; ConvF(6.35, 6.35, 6.35); Calibrated: 8/28/2018; Electronics: DAE3 Sn520
Sensor-Surface: 3mm (Mechanical Surface Detection)
Phantom: SAM-twin middle_2013_09_24; Type: QD000P40CD; Serial: 1782
Measurement SW: DASY52, Version 52.8 (8); SEMCAD X Version 14.6.10 (7331)

Test Date: 2019-04-15; Ambient Temp: 21.5; Tissue Temp: 21.9

835 MHz System Head Verification (250 mW)

Area Scan (6x11x1): Measurement grid: dx=15mm, dy=15mm
Zoom Scan (7x7x7)/Cube 0: Measurement grid: dx=5mm, dy=5mm, dz=5mm
Power Drift = 0.02 dB
Peak SAR (extrapolated) = 3.63 W/kg
SAR(1 g) = 2.31 W/kg; SAR(10 g) = 1.48 W/kg

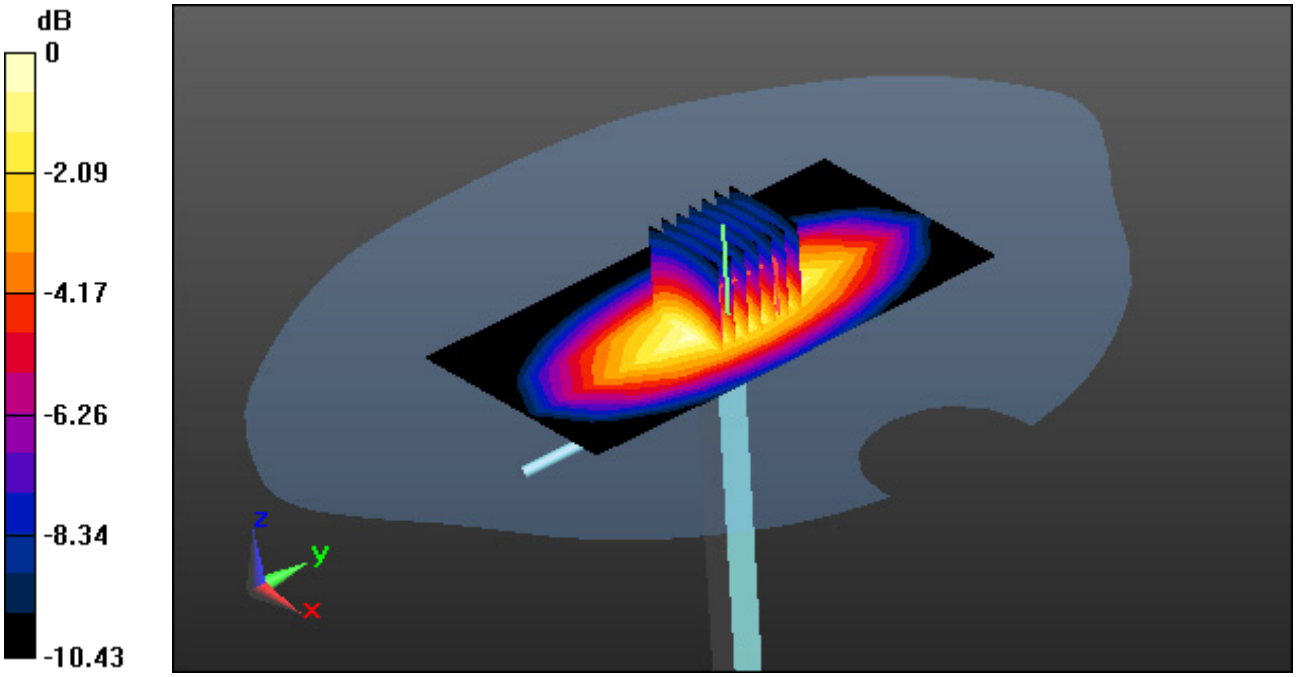

0 dB = 2.78 W/kg

DT&C Co., Ltd.

DUT: Dipole 835 MHz; Type: D835V2; Serial: D835V2 - SN:4d159

Communication System: UID 0, CW (0); Frequency: 835 MHz;Duty Cycle: 1:1
Medium parameters used: f = 835 MHz; σ = 0.99 S/m; ε_r = 54.653; ρ = 1000 kg/m^3
Phantom section: Flat Section

DASY5 Configuration:
Probe: EX3DV4 - SN3933; ConvF(10.27, 10.27, 10.27); Calibrated: 9/25/2018; Electronics: DAE4 Sn1396
Sensor-Surface: 2mm (Mechanical Surface Detection)
Phantom: SAM with CRP_2016_07_22_middle; Type: QD000P40CD; Serial: TP:1786
Measurement SW: DASY52, Version 52.8 (8); SEMCAD X Version 14.6.10 (7331)

Test Date: 2019-04-15; Ambient Temp: 21.4; Tissue Temp: 22.0

835 MHz System Body Verification (250 mW)

Area Scan (5x12x1): Measurement grid: dx=15mm, dy=15mm
Zoom Scan (7x7x7)/Cube 0: Measurement grid: dx=5mm, dy=5mm, dz=5mm
Power Drift = 0.02 dB
Peak SAR (extrapolated) = 3.56 W/kg
SAR(1 g) = 2.27 W/kg; SAR(10 g) = 1.5 W/kg

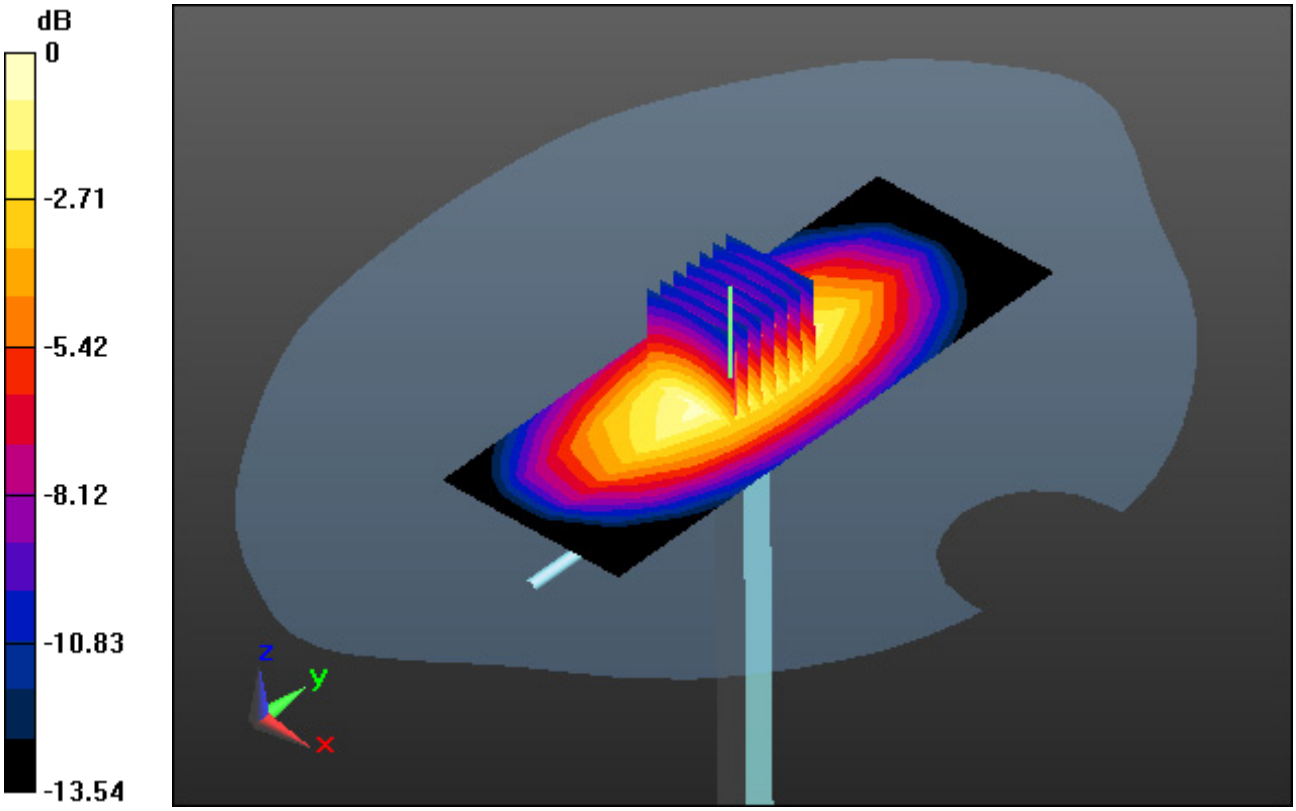

0 dB = 3.06 W/kg

DT&C Co., Ltd.

DUT: Dipole 835 MHz; Type: D835V2; Serial: D835V2 - SN:4d159

Communication System: UID 0, CW (0); Frequency: 835 MHz; Duty Cycle: 1:1
Medium parameters used: f = 835 MHz; σ = 0.892 S/m; ε_r = 41.537; ρ = 1000 kg/m^3
Phantom section: Flat Section

DASY5 Configuration:
Probe: ES3DV3 - SN3327; ConvF(6.35, 6.35, 6.35); Calibrated: 8/28/2018; Electronics: DAE3 Sn520
Sensor-Surface: 3mm (Mechanical Surface Detection)
Phantom: SAM-twin middle_2013_09_24; Type: QD000P40CD; Serial: 1782
Measurement SW: DASY52, Version 52.8 (8); SEMCAD X Version 14.6.10 (7331)

Test Date: 2019-04-17; Ambient Temp: 21.9; Tissue Temp: 22.4

835 MHz System Head Verification (250 mW)

Area Scan (6x11x1): Measurement grid: dx=15mm, dy=15mm
Zoom Scan (7x7x7)/Cube 0: Measurement grid: dx=5mm, dy=5mm, dz=5mm
Power Drift = 0.15 dB
Peak SAR (extrapolated) = 3.58 W/kg
SAR(1 g) = 2.29 W/kg; SAR(10 g) = 1.47 W/kg

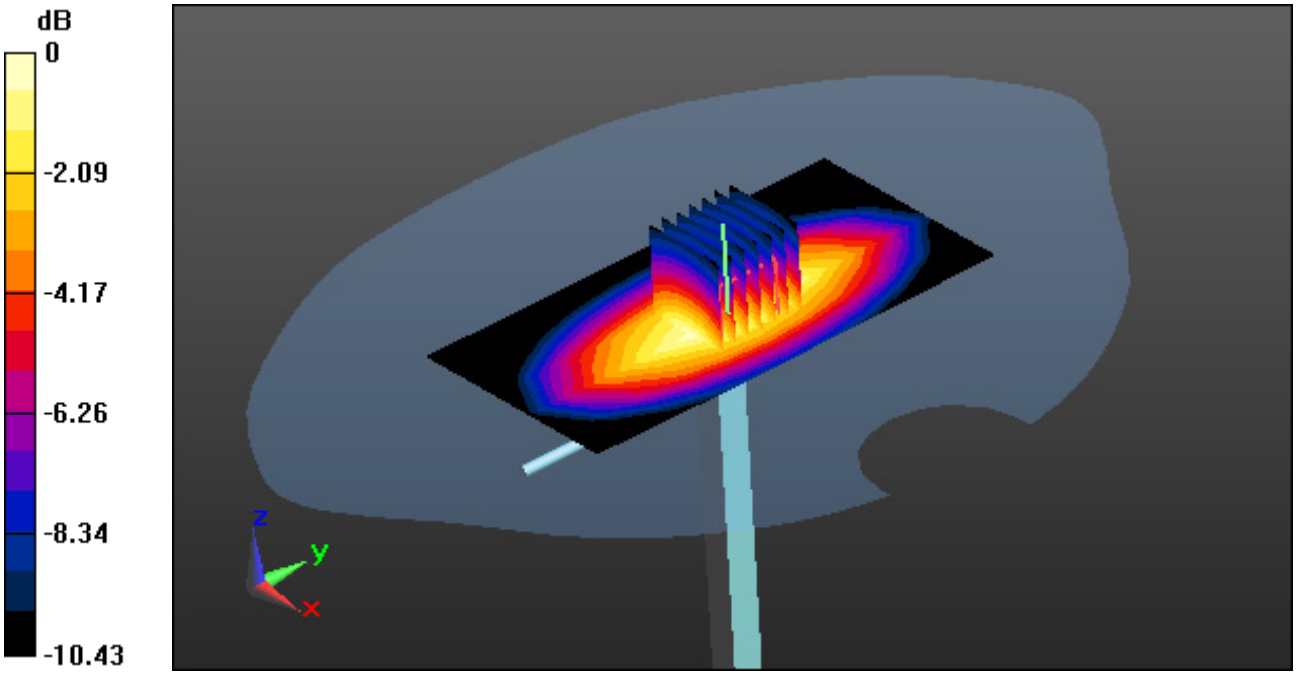

0 dB = 2.64 W/kg

DT&C Co., Ltd.

DUT: Dipole 835 MHz; Type: D835V2; Serial: D835V2 - SN:4d159

Communication System: UID 0, CW (0); Frequency: 835 MHz;Duty Cycle: 1:1
Medium parameters used: f = 835 MHz; σ = 0.989 S/m; ε_r = 54.556; ρ = 1000 kg/m^3
Phantom section: Flat Section

DASY5 Configuration:
Probe: EX3DV4 - SN3933; ConvF(10.27, 10.27, 10.27); Calibrated: 9/25/2018; Electronics: DAE4 Sn1396
Sensor-Surface: 2mm (Mechanical Surface Detection)
Phantom: SAM with CRP_2016_07_22_middle; Type: QD000P40CD; Serial: TP:1786
Measurement SW: DASY52, Version 52.8 (8); SEMCAD X Version 14.6.10 (7331)

Test Date: 2019-04-17; Ambient Temp: 21.4; Tissue Temp: 22.1

835 MHz System Body Verification (100 mW)

Area Scan (5x12x1): Measurement grid: dx=15mm, dy=15mm
Zoom Scan (7x7x7)/Cube 0: Measurement grid: dx=5mm, dy=5mm, dz=5mm
Power Drift = 0.05 dB
Peak SAR (extrapolated) = 3.78 W/kg
SAR(1 g) = 2.44 W/kg; SAR(10 g) = 1.6 W/kg

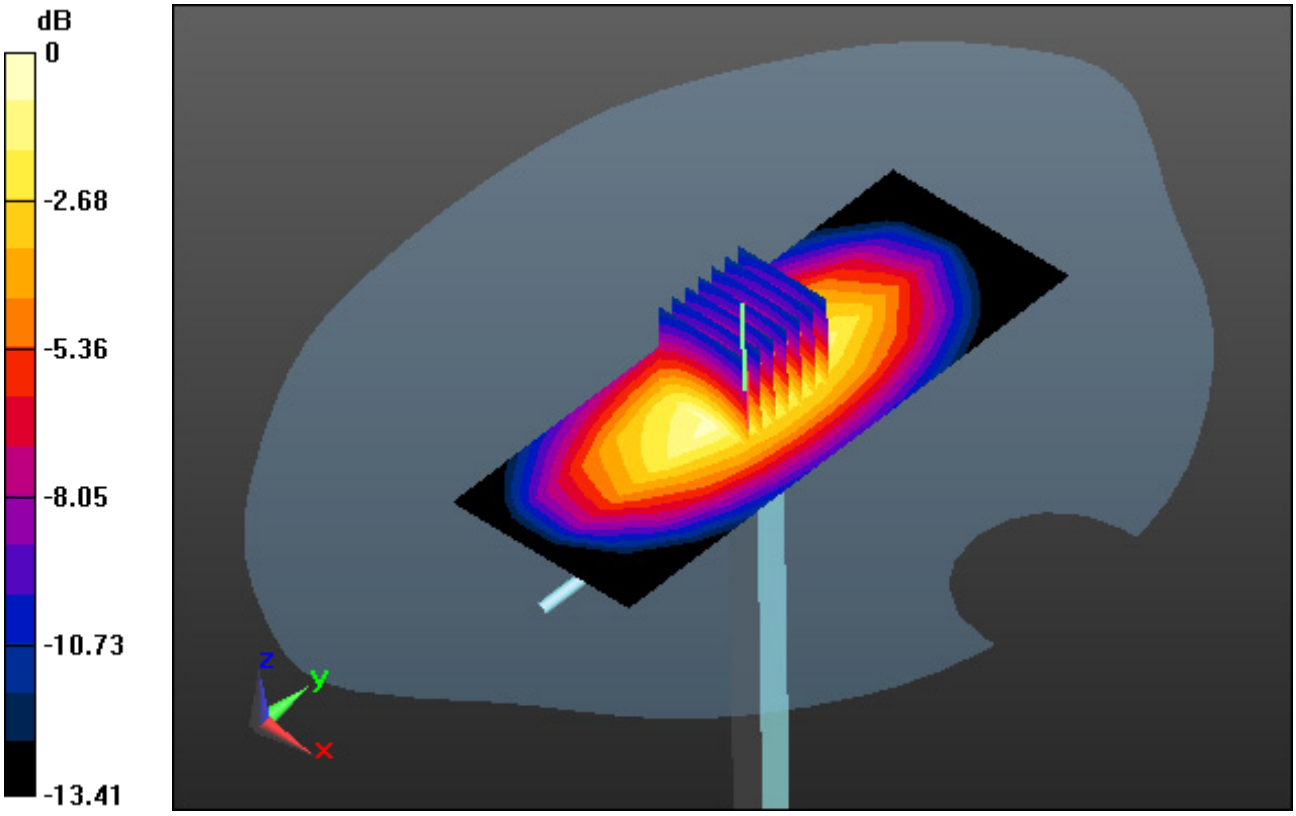

0 dB = 3.15 W/kg

DT&C Co., Ltd.

DUT: Dipole 835 MHz; Type: D835V2; Serial: D835V2 - SN:4d159

Communication System: UID 0, CW (0); Frequency: 835 MHz; Duty Cycle: 1:1
Medium parameters used: f = 835 MHz; σ = 0.891 S/m; ε_r = 41.493; ρ = 1000 kg/m^3
Phantom section: Flat Section

DASY5 Configuration:
Probe: ES3DV3 - SN3327; ConvF(6.35, 6.35, 6.35); Calibrated: 8/28/2018; Electronics: DAE3 Sn520
Sensor-Surface: 3mm (Mechanical Surface Detection)
Phantom: SAM-twin middle_2013_09_24; Type: QD000P40CD; Serial: 1782
Measurement SW: DASY52, Version 52.8 (8); SEMCAD X Version 14.6.10 (7331)

Test Date: 2019-04-18; Ambient Temp: 21.7; Tissue Temp: 22.0

835 MHz System Head Verification (250 mW)

Area Scan (6x11x1): Measurement grid: dx=15mm, dy=15mm
Zoom Scan (7x7x7)/Cube 0: Measurement grid: dx=5mm, dy=5mm, dz=5mm
Power Drift = -0.07 dB
Peak SAR (extrapolated) = 3.61 W/kg
SAR(1 g) = 2.30 W/kg; SAR(10 g) = 1.48 W/kg

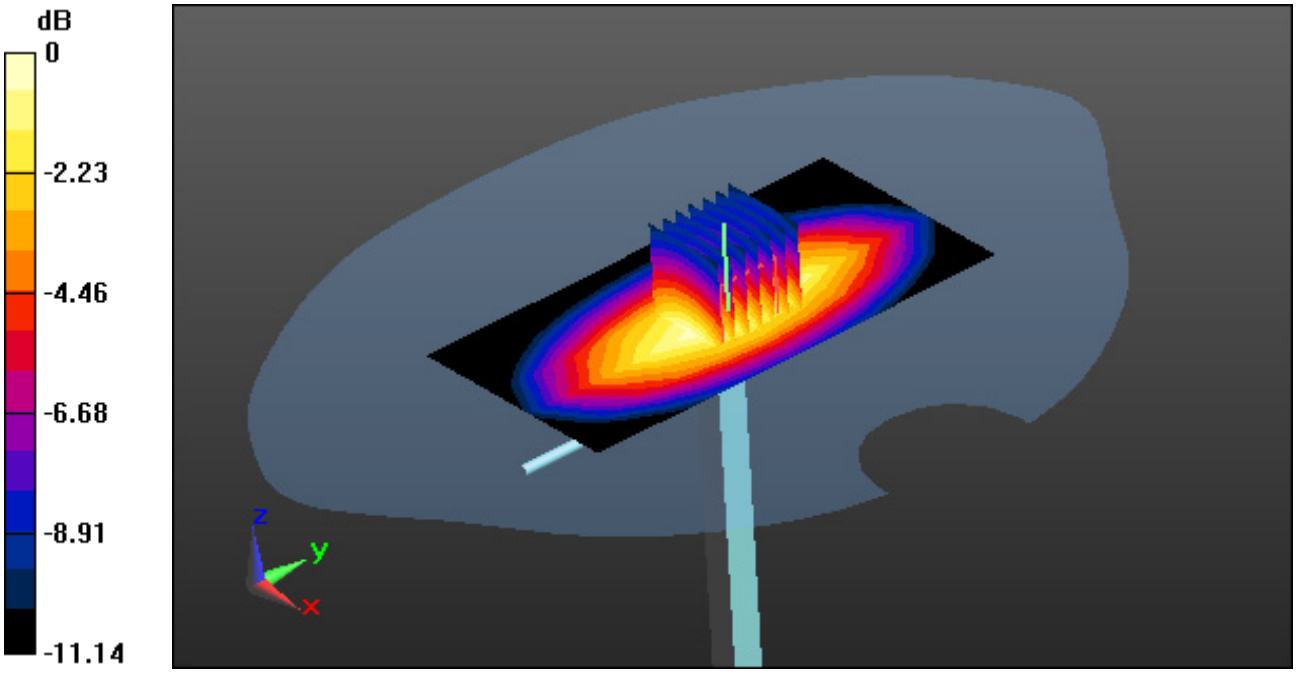

0 dB = 2.73 W/kg

DT&C Co., Ltd.

DUT: Dipole 835 MHz; Type: D835V2; Serial: D835V2 - SN:4d159

Communication System: UID 0, CW (0); Frequency: 835 MHz;Duty Cycle: 1:1
Medium parameters used: f = 835 MHz; σ = 0.986 S/m; ε_r = 54.382; ρ = 1000 kg/m^3
Phantom section: Flat Section

DASY5 Configuration:
Probe: EX3DV4 - SN3933; ConvF(10.27, 10.27, 10.27); Calibrated: 9/25/2018; Electronics: DAE4 Sn1396
Sensor-Surface: 2mm (Mechanical Surface Detection)
Phantom: SAM with CRP_2016_07_22_middle; Type: QD000P40CD; Serial: TP:1786
Measurement SW: DASY52, Version 52.8 (8); SEMCAD X Version 14.6.10 (7331)

Test Date: 2019-04-18; Ambient Temp: 21.2; Tissue Temp: 21.9

835 MHz System Body Verification (250 mW)

Area Scan (5x12x1): Measurement grid: dx=15mm, dy=15mm
Zoom Scan (7x7x7)/Cube 0: Measurement grid: dx=5mm, dy=5mm, dz=5mm
Power Drift = 0.06 dB
Peak SAR (extrapolated) = 3.64 W/kg
SAR(1 g) = 2.36 W/kg; SAR(10 g) = 1.49 W/kg

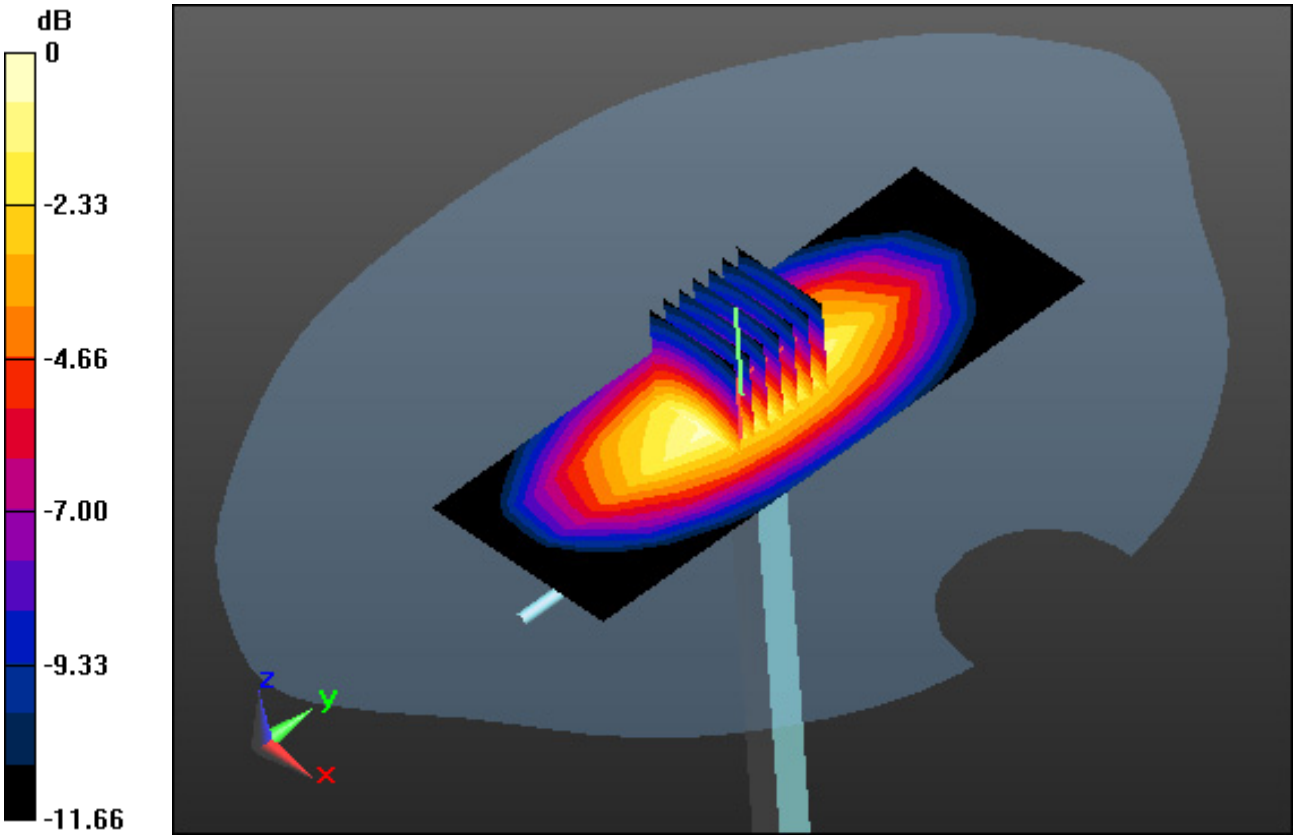

0 dB = 3.04 W/kg

DT&C Co., Ltd.

DUT: Dipole 1900 MHz; Type: D1900V2; Serial: D1900V2 - SN:5d176

Communication System: UID 0, CW (0); Frequency: 1900 MHz; Duty Cycle: 1:1
Medium parameters used: f = 1900 MHz; σ = 1.402 S/m; ε_r = 39.958; ρ = 1000 kg/m^3
Phantom section: Flat Section

DASY5 Configuration:
Probe: ES3DV3 - SN3327; ConvF(5.27, 5.27, 5.27); Calibrated: 8/28/2018; Electronics: DAE3 Sn520
Sensor-Surface: 3mm (Mechanical Surface Detection)
Phantom: SAM-twin right_2013_09_24; Type: QD000P40CD; Serial: TP:1783
Measurement SW: DASY52, Version 52.8 (8); SEMCAD X Version 14.6.10 (7331)

Test Date: 2019-04-16; Ambient Temp: 21.7; Tissue Temp: 22.1

1900 MHz System Head Verification (100 mW)

Area Scan (5x7x1): Measurement grid: dx=15mm, dy=15mm
Zoom Scan (7x7x7)/Cube 0: Measurement grid: dx=5mm, dy=5mm, dz=5mm
Power Drift = -0.05 dB
Peak SAR (extrapolated) = 5.41 W/kg
SAR(1 g) = 4.05 W/kg; SAR(10 g) = 2.15 W/kg

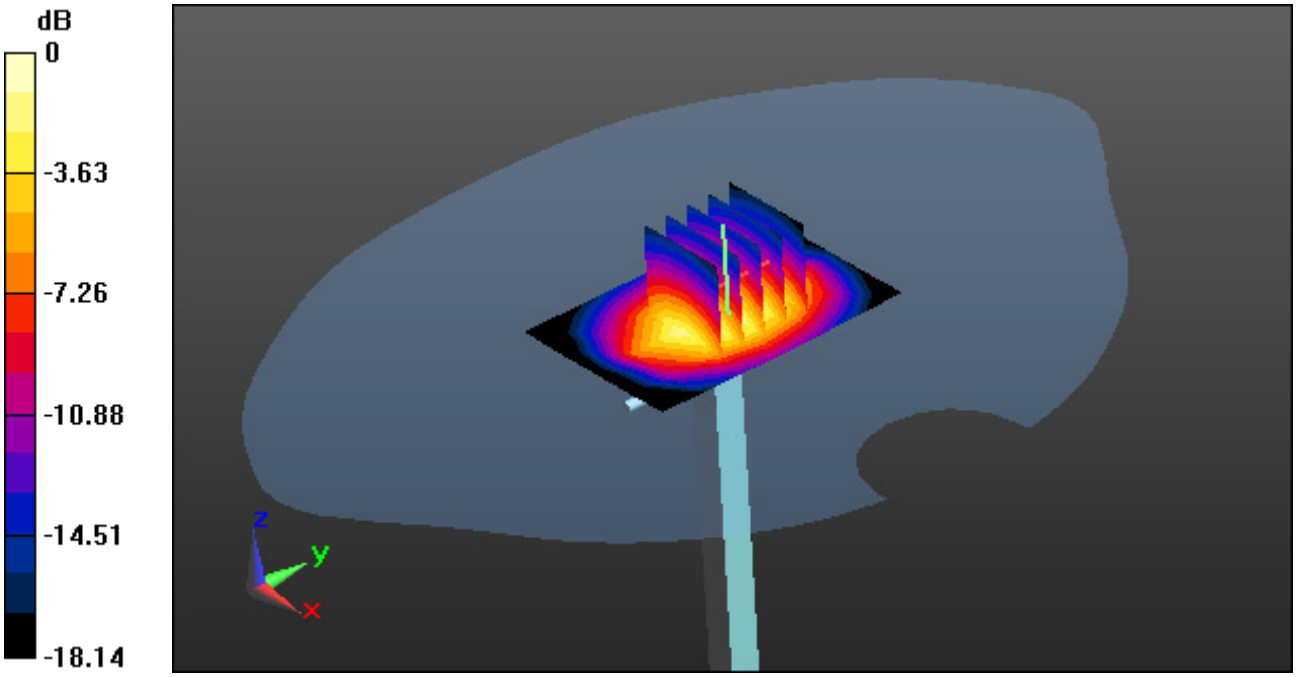

0 dB = 4.13 W/kg

DT&C Co., Ltd.

DUT: Dipole 1900 MHz; Type: D1900V2; Serial: D1900V2 - SN:5d176

Communication System: UID 0, CW (0); Frequency: 1900 MHz;Duty Cycle: 1:1
Medium parameters used: f = 1900 MHz; σ = 1.529 S/m; ε_r = 55.125; ρ = 1000 kg/m^3
Phantom section: Flat Section

DASY5 Configuration:
Probe: EX3DV4 - SN3933; ConvF(8.21, 8.21, 8.21); Calibrated: 9/25/2018; Electronics: DAE4 Sn1396
Sensor-Surface: 2mm (Mechanical Surface Detection)
Phantom: SAM with CRP_2016_07_22_middle; Type: QD000P40CD; Serial: TP:1786
Measurement SW: DASY52, Version 52.8 (8); SEMCAD X Version 14.6.10 (7331)

Test Date: 2019-04-16; Ambient Temp: 21.0; Tissue Temp: 21.8

1900 MHz System Body Verification (100 mW)

Area Scan (5x7x1): Measurement grid: dx=15mm, dy=15mm
Zoom Scan (7x7x7)/Cube 0: Measurement grid: dx=5mm, dy=5mm, dz=5mm
Power Drift = -0.04 dB
Peak SAR (extrapolated) = 7.62 W/kg
SAR(1 g) = 4.12 W/kg; SAR(10 g) = 2.21 W/kg

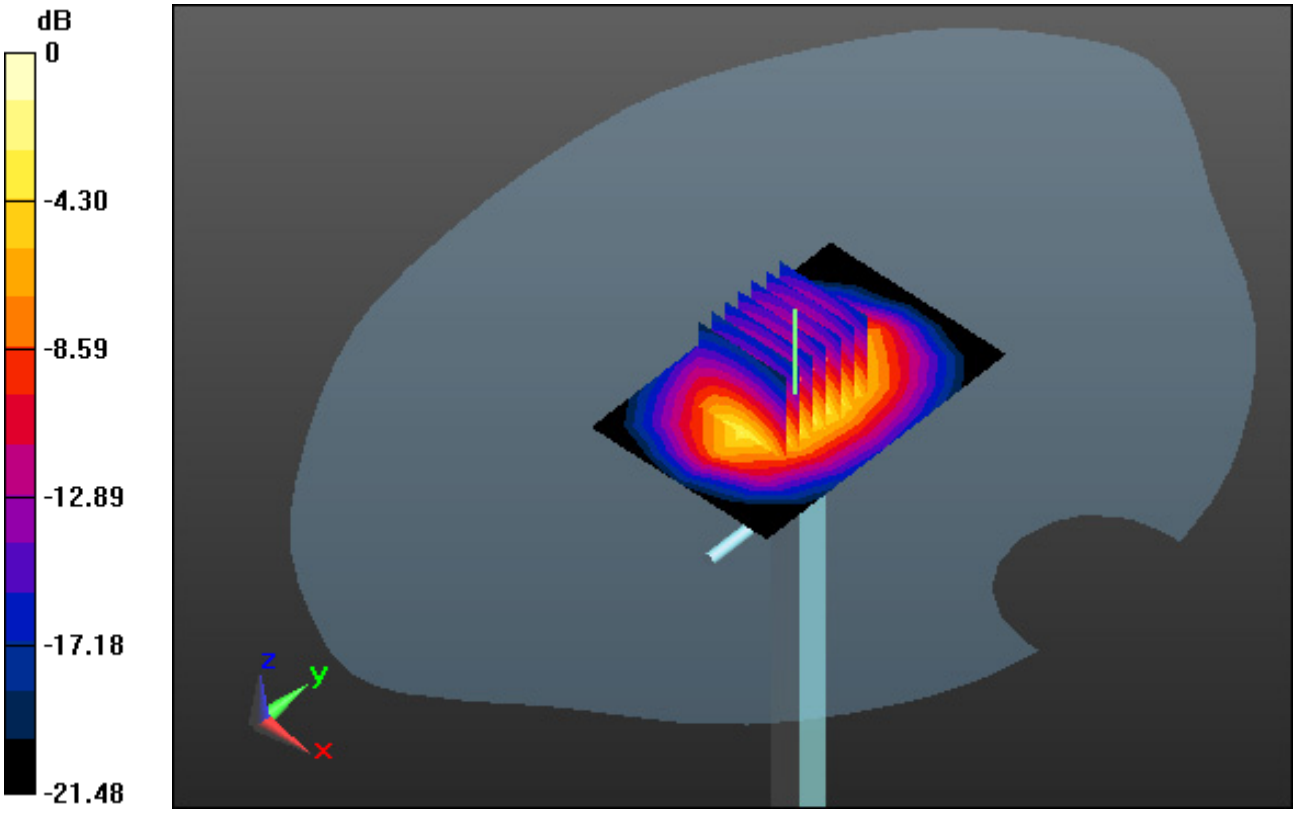

0 dB = 6.4 W/kg

DT&C Co., Ltd.

DUT: Dipole 2450 MHz; Type: D2450V2; Serial: D2450V2 - SN:920

Communication System: UID 0, CW; Frequency: 2450 MHz;Duty Cycle: 1:1
Medium parameters used: f = 2450 MHz; σ = 1.816 S/m; ε_r = 39.938; ρ = 1000 kg/m^3
Phantom section: Flat Section

DASY5 Configuration:
Probe: EX3DV4 - SN3933; ConvF(7.61, 7.61, 7.61); Calibrated: 9/25/2018; Electronics: DAE4 Sn1396
Sensor-Surface: 2mm (Mechanical Surface Detection)
Phantom: SAM with CRP_2016_07_22_middle; Type: QD000P40CD; Serial: TP:1786
Measurement SW: DASY52, Version 52.8 (8); SEMCAD X Version 14.6.10 (7331)

Test Date: 2019-04-12; Ambient Temp: 21.2; Tissue Temp: 21.8

2450 MHz System Head Verification (100 mW)

Area Scan (7x9x1): Measurement grid: dx=12mm, dy=12mm
Zoom Scan (7x7x7)/Cube 0: Measurement grid: dx=5mm, dy=5mm, dz=5mm
Power Drift = -0.10 dB
Peak SAR (extrapolated) = 11.8 W/kg
SAR(1 g) = 5.1 W/kg; SAR(10 g) = 2.37 W/kg

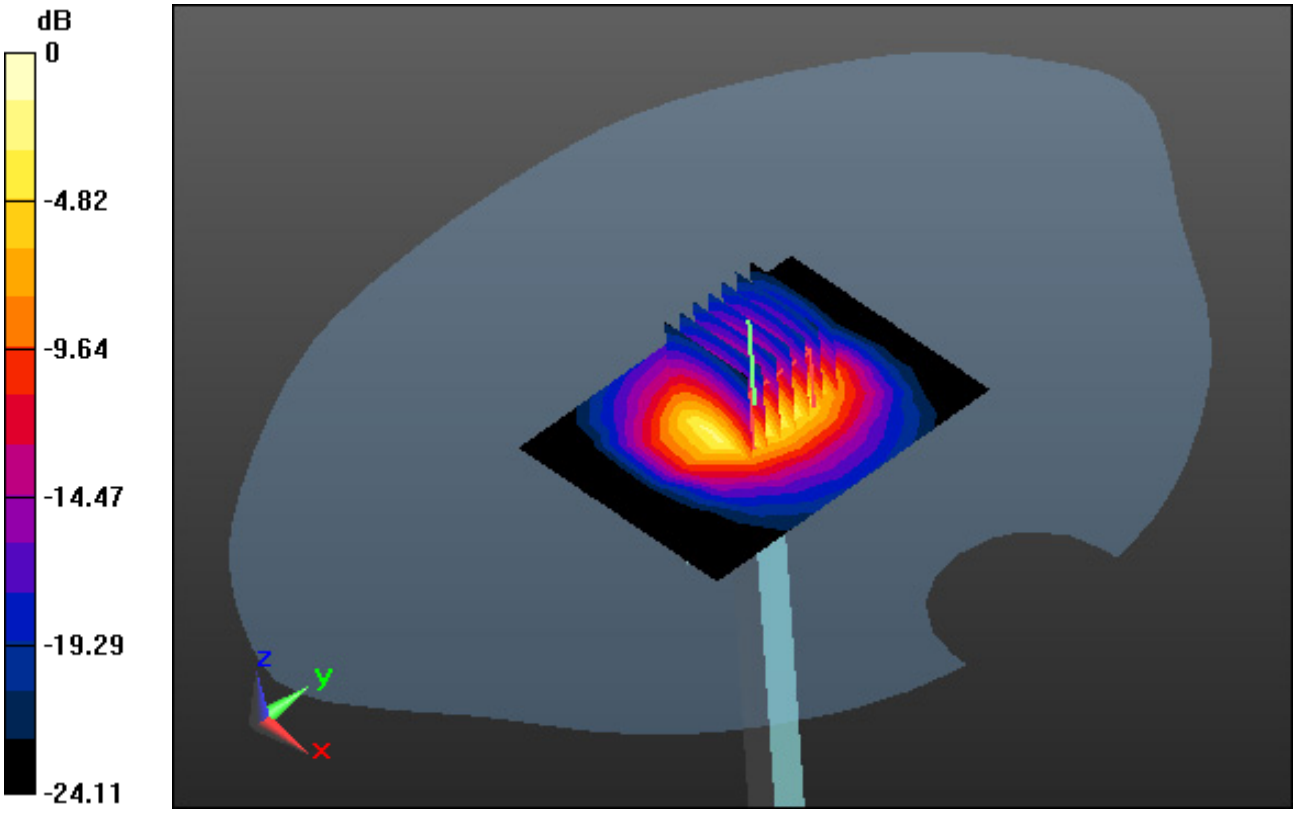

0 dB = 9.6 W/kg

DT&C Co., Ltd.

DUT: Dipole 2450 MHz; Type: D2450V2; Serial: D2450V2 - SN:920

Communication System: UID 0, CW; Frequency: 2450 MHz;Duty Cycle: 1:1
Medium parameters used: f = 2450 MHz; σ = 1.978 S/m; ε_r = 53.554; ρ = 1000 kg/m^3
Phantom section: Flat Section

DASY5 Configuration:
Probe: EX3DV4 - SN3933; ConvF(7.75, 7.75, 7.75); Calibrated: 9/25/2018; Electronics: DAE4 Sn1396
Sensor-Surface: 2mm (Mechanical Surface Detection)
Phantom: SAM with CRP_2016_07_22_middle; Type: QD000P40CD; Serial: TP:1786
Measurement SW: DASY52, Version 52.8 (8); SEMCAD X Version 14.6.10 (7331)

Test Date: 2019-04-12; Ambient Temp: 21.2; Tissue Temp: 21.6

2450 MHz System Body Verification (100 mW)

Area Scan (7x9x1): Measurement grid: dx=12mm, dy=12mm
Zoom Scan (7x7x7)/Cube 0: Measurement grid: dx=5mm, dy=5mm, dz=5mm
Power Drift = -0.14 dB
Peak SAR (extrapolated) = 10.7 W/kg
SAR(1 g) = 5.15 W/kg; SAR(10 g) = 2.41 W/kg

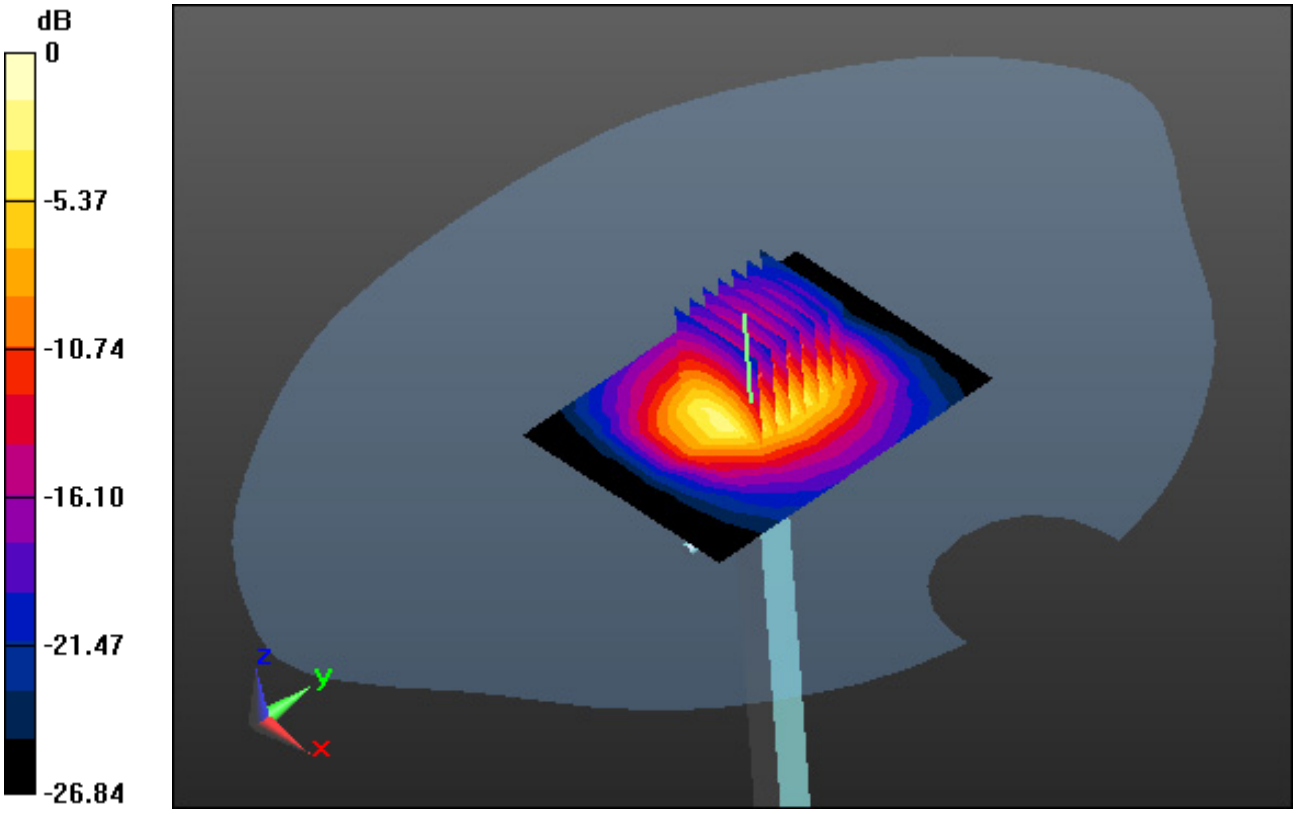

0 dB = 8.1 W/kg

DT&C Co., Ltd.

DUT: Dipole 5000 MHz; Type: D5GHzV2; Serial: D5GHzV2 - SN:1103

Communication System: UID 0, CW (0); Frequency: 5200 MHz; Duty Cycle: 1:1
Medium parameters used: f = 5200 MHz; σ = 5.22 S/m; ε_r = 49.805; ρ = 1000 kg/m^3
Phantom section: Flat Section

DASY5 Configuration:
Probe: EX3DV4 - SN3930; ConvF(4.61, 4.61, 4.61); Calibrated: 7/26/2018; Electronics: DAE4 Sn1335
Sensor-Surface: 1.4mm (Mechanical Surface Detection)
Phantom: Twin-SAM V5.0 ; Type: QD 000 P40 CD; Serial: 1679
Measurement SW: DASY52, Version 52.8 (8); SEMCAD X Version 14.6.10 (7331)

Test Date: 2019-04-18; Ambient Temp: 20.9; Tissue Temp: 21.3

5200 MHz System Body Verification (100 mW)

Area Scan (7x8x1): Measurement grid: dx=10mm, dy=10mm
Zoom Scan (8x8x7)/Cube 0: Measurement grid: dx=4mm, dy=4mm, dz=1.4mm, Graded Ratio: 1.4
Power Drift = -0.08 dB
Peak SAR (extrapolated) = 30.2 W/kg
SAR(1 g) = 7.75 W/kg; SAR(10 g) = 2.13 W/kg

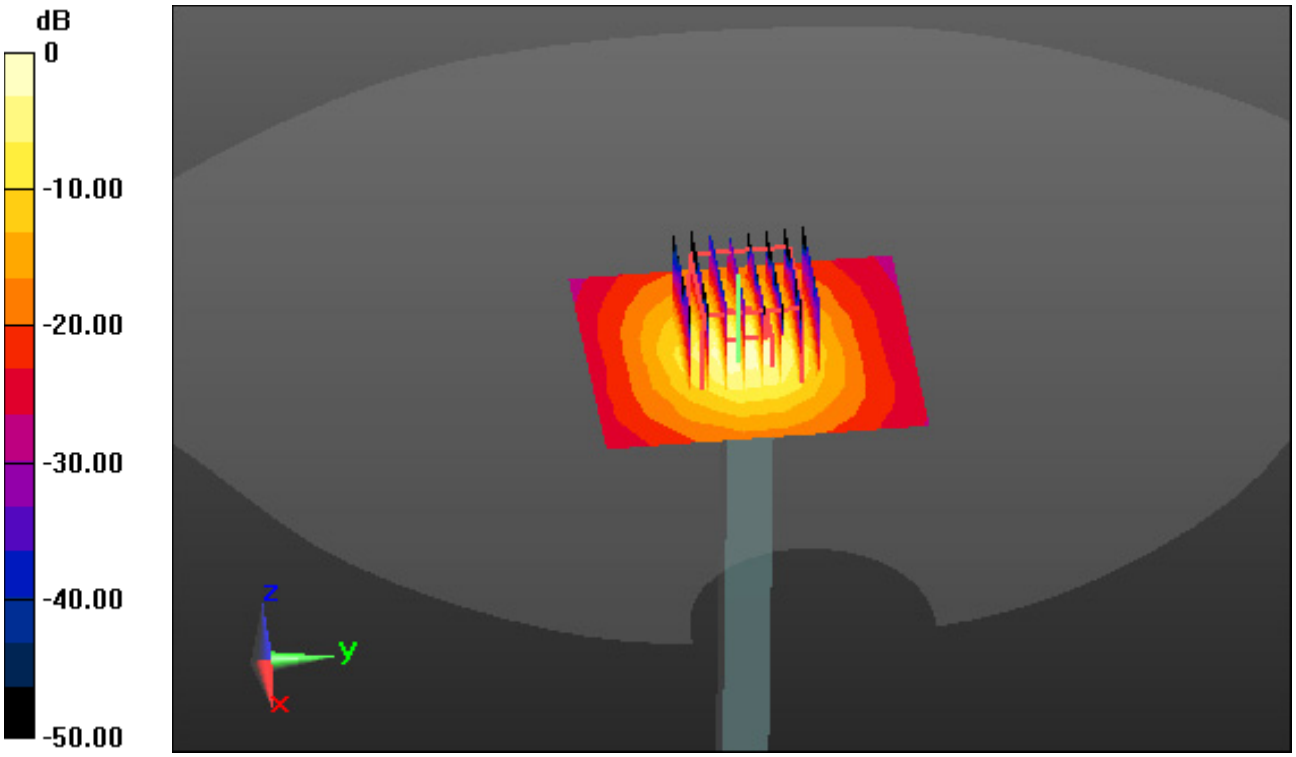

0 dB = 17.8 W/kg

DT&C Co., Ltd.

DUT: Dipole 5000 MHz; Type: D5GHzV2; Serial: D5GHzV2 - SN:1103

Communication System: UID 0, CW (0); Frequency: 5300 MHz;Duty Cycle: 1:1
Medium parameters used: f = 5300 MHz; σ = 4.781 S/m; ε_r = 35.96; ρ = 1000 kg/m^3
Phantom section: Flat Section

DASY5 Configuration:
Probe: EX3DV4 - SN7337; ConvF(5.46, 5.46, 5.46) @ 5300 MHz; Calibrated: 2018-11-22
Electronics: DAE4 Sn1392
Sensor-Surface: 1.4mm (Mechanical Surface Detection)
Phantom: SAM_Right_20170922; Type: QD000P40CD; Serial: 1895
Measurement SW: DASY52, Version 52.10 (2); SEMCAD X Version 14.6.12 (7450)

Test Date: 2019-04-19; Ambient Temp: 21.7; Tissue Temp: 21.5

5300 MHz System Head Verification (100 mW)

Area Scan (7x8x1): Measurement grid: dx=10mm, dy=10mm
Zoom Scan (8x8x7)/Cube 0: Measurement grid: dx=4mm, dy=4mm, dz=1.4mm, Graded Ratio: 1.4
Power Drift = 0.01 dB
Peak SAR (extrapolated) = 42.7 W/kg
SAR(1 g) = 8.2 W/kg; SAR(10 g) = 2.27 W/kg

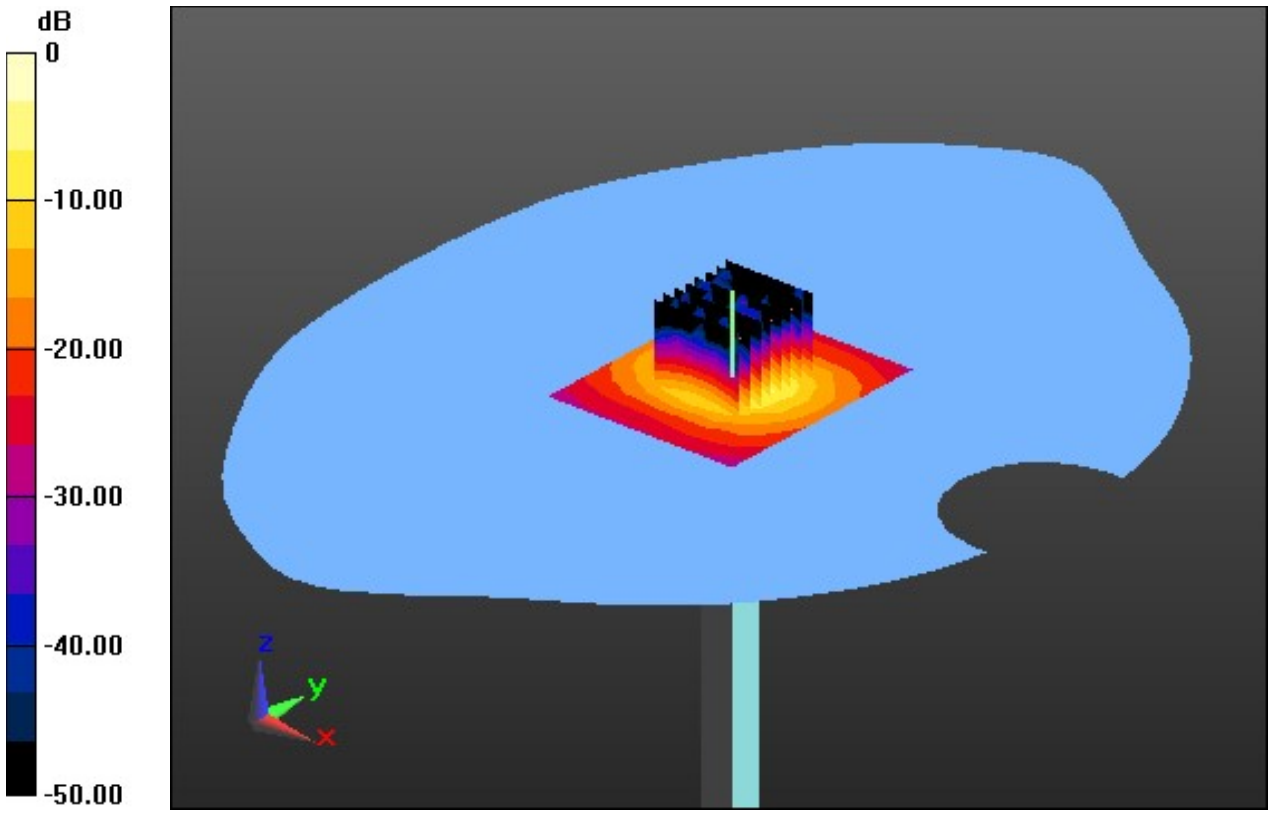

0 dB = 21.4 W/kg

DT&C Co., Ltd.

DUT: Dipole 5000 MHz; Type: D5GHzV2; Serial: D5GHzV2 - SN:1103

Communication System: UID 0, CW (0); Frequency: 5300 MHz; Duty Cycle: 1:1
Medium parameters used: f = 5300 MHz; σ = 5.522 S/m; ε_r = 48.212; ρ = 1000 kg/m^3
Phantom section: Flat Section

DASY5 Configuration:
Probe: EX3DV4 - SN3930; ConvF(4.47, 4.47, 4.47); Calibrated: 7/26/2018; Electronics: DAE4 Sn1335
Sensor-Surface: 1.4mm (Mechanical Surface Detection)
Phantom: Twin-SAM V5.0 ; Type: QD 000 P40 CD; Serial: 1679
Measurement SW: DASY52, Version 52.8 (8); SEMCAD X Version 14.6.10 (7331)

Test Date: 2019-04-19; Ambient Temp: 21.2; Tissue Temp: 21.5

5300 MHz System Body Verification (100 mW)

Area Scan (7x8x1): Measurement grid: dx=10mm, dy=10mm
Zoom Scan (8x8x7)/Cube 0: Measurement grid: dx=4mm, dy=4mm, dz=1.4mm, Graded Ratio: 1.4
Power Drift = -0.02 dB
Peak SAR (extrapolated) = 31.2 W/kg
SAR(1 g) = 7.81 W/kg; SAR(10 g) = 2.19 W/kg

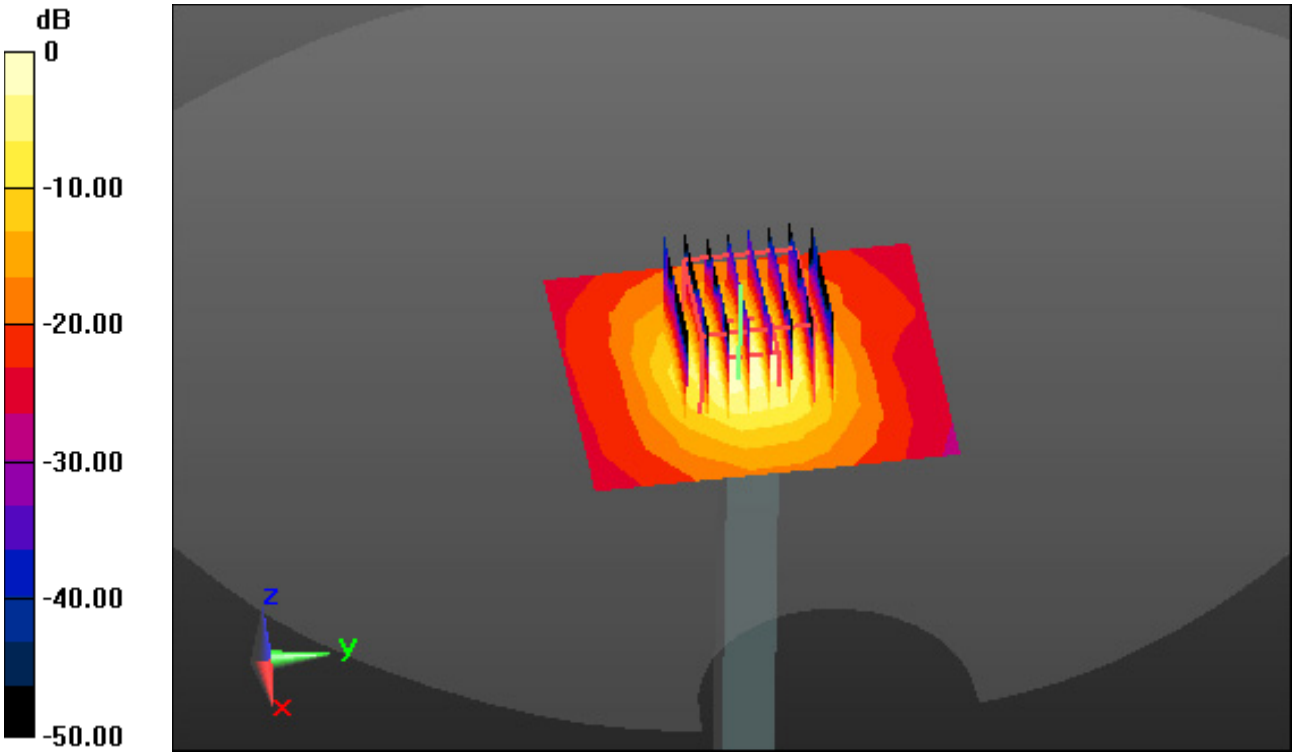

0 dB = 17.9 W/kg

DT&C Co., Ltd.

DUT: Dipole 5000 MHz; Type: D5GHzV2; Serial: D5GHzV2 - SN:1103

Communication System: UID 0, CW (0); Frequency: 5600 MHz;Duty Cycle: 1:1
Medium parameters used: f = 5600 MHz; σ = 5.052 S/m; ε_r = 34.997; ρ = 1000 kg/m^3
Phantom section: Flat Section

DASY5 Configuration:
Probe: EX3DV4 - SN7337; ConvF(4.86, 4.86, 4.86) @ 5600 MHz; Calibrated: 2018-11-22
Electronics: DAE4 Sn1392
Sensor-Surface: 1.4mm (Mechanical Surface Detection)
Phantom: SAM_Right_20170922; Type: QD000P40CD; Serial: 1895
Measurement SW: DASY52, Version 52.10 (2); SEMCAD X Version 14.6.12 (7450)

Test Date: 2019-04-22; Ambient Temp: 21.6; Tissue Temp: 21.5

5600 MHz System Head Verification (100 mW)

Area Scan (7x8x1): Measurement grid: dx=10mm, dy=10mm
Zoom Scan (8x8x7)/Cube 0: Measurement grid: dx=4mm, dy=4mm, dz=1.4mm, Graded Ratio: 1.4
Power Drift = -0.01 dB
Peak SAR (extrapolated) = 45.5 W/kg
SAR(1 g) = 8.76 W/kg; SAR(10 g) = 2.42 W/kg

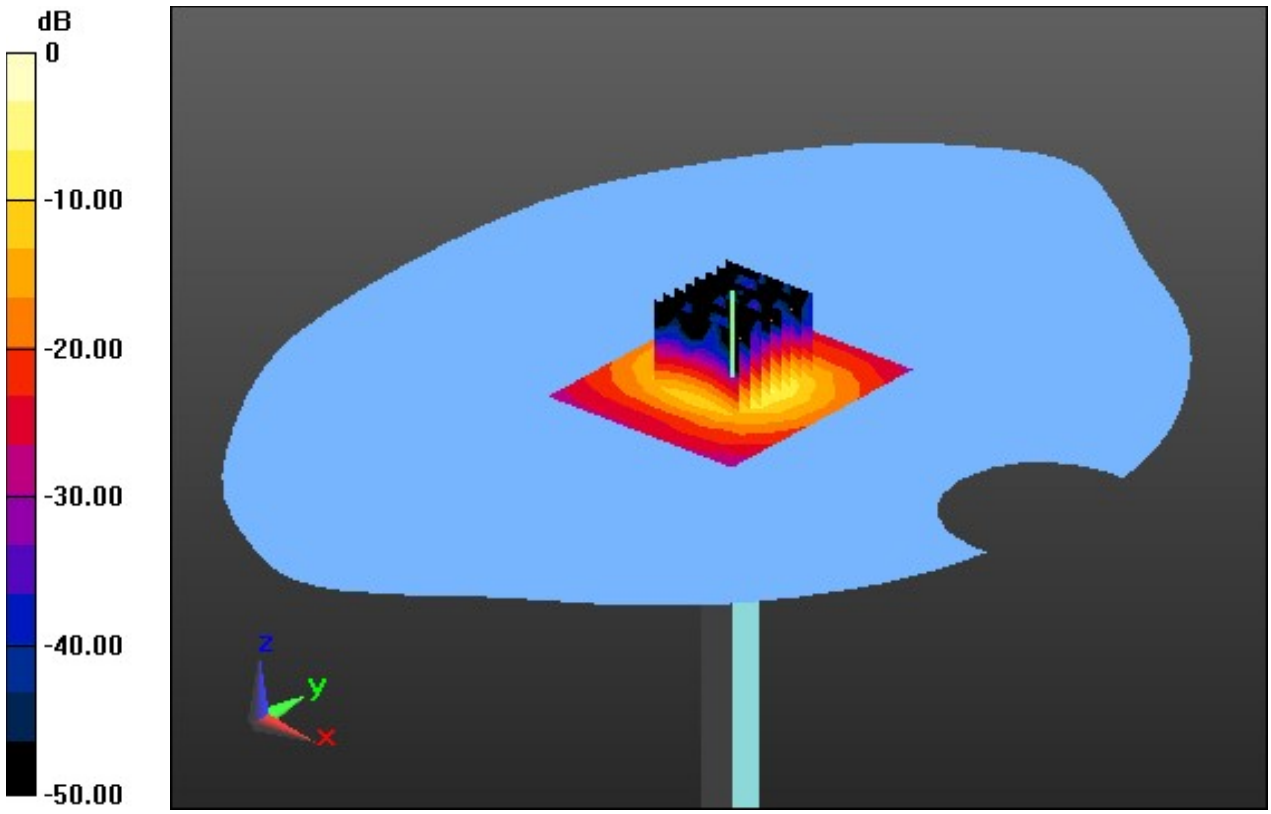

0 dB = 22.9 W/kg

DT&C Co., Ltd.

DUT: Dipole 5000 MHz; Type: D5GHzV2; Serial: D5GHzV2 - SN:1103

Communication System: UID 0, CW (0); Frequency: 5600 MHz; Duty Cycle: 1:1
Medium parameters used: f = 5600 MHz; σ = 5.589 S/m; ε_r = 48.193; ρ = 1000 kg/m^3
Phantom section: Flat Section

DASY5 Configuration:
Probe: EX3DV4 - SN3930; ConvF(4.09, 4.09, 4.09); Calibrated: 7/26/2018; Electronics: DAE4 Sn1335
Sensor-Surface: 1.4mm (Mechanical Surface Detection)
Phantom: Twin-SAM V5.0 ; Type: QD 000 P40 CD; Serial: 1679
Measurement SW: DASY52, Version 52.8 (8); SEMCAD X Version 14.6.10 (7331)

Test Date: 2019-04-22; Ambient Temp: 21.1; Tissue Temp: 21.2

5600 MHz System Body Verification (100 mW)

Area Scan (7x8x1): Measurement grid: dx=10mm, dy=10mm
Zoom Scan (8x8x7)/Cube 0: Measurement grid: dx=4mm, dy=4mm, dz=1.4mm, Graded Ratio: 1.4
Power Drift = -0.05 dB
Peak SAR (extrapolated) = 34.8 W/kg
SAR(1 g) = 7.87 W/kg; SAR(10 g) = 2.17 W/kg

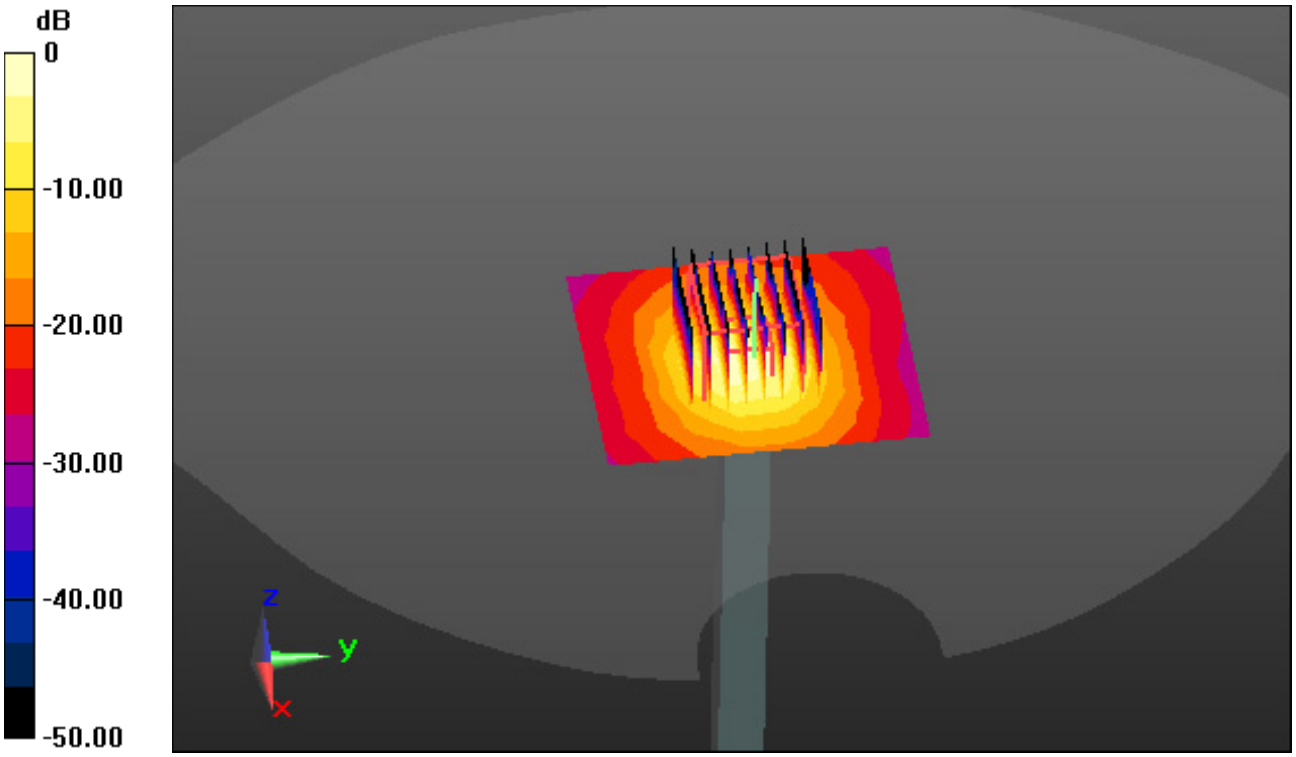

0 dB = 19.3 W/kg

DT&C Co., Ltd.

DUT: Dipole 5000 MHz; Type: D5GHzV2; Serial: D5GHzV2 - SN:1103

Communication System: UID 0, CW (0); Frequency: 5800 MHz;Duty Cycle: 1:1
Medium parameters used: f = 5800 MHz; σ = 5.28 S/m; ε_r = 34.739; ρ = 1000 kg/m^3
Phantom section: Flat Section

DASY5 Configuration:
Probe: EX3DV4 - SN7337; ConvF(5.06, 5.06, 5.06) @ 5800 MHz; Calibrated: 2018-11-22
Electronics: DAE4 Sn1392
Sensor-Surface: 1.4mm (Mechanical Surface Detection)
Phantom: SAM_Right_20170922; Type: QD000P40CD; Serial: 1895
Measurement SW: DASY52, Version 52.10 (2); SEMCAD X Version 14.6.12 (7450)

Test Date: 2019-04-23; Ambient Temp: 22.1; Tissue Temp: 21.9

5800 MHz System Head Verification (100 mW)

Area Scan (7x8x1): Measurement grid: dx=10mm, dy=10mm
Zoom Scan (8x8x7)/Cube 0: Measurement grid: dx=4mm, dy=4mm, dz=1.4mm, Graded Ratio: 1.4
Power Drift = 0.10 dB
Peak SAR (extrapolated) = 43.1 W/kg
SAR(1 g) = 8.41 W/kg; SAR(10 g) = 2.33 W/kg

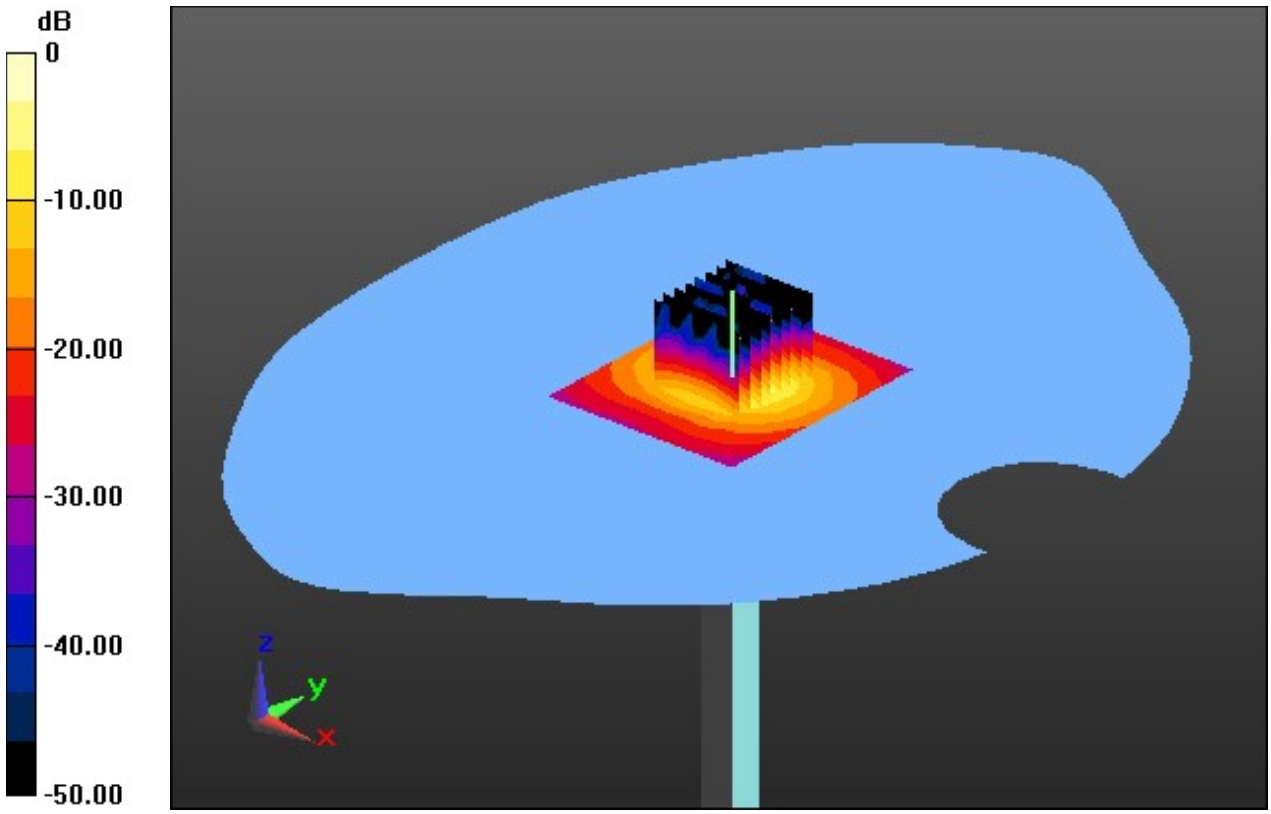

0 dB = 21.9 W/kg

DT&C Co., Ltd.

DUT: Dipole 5000 MHz; Type: D5GHzV2; Serial: D5GHzV2 - SN:1103

Communication System: UID 0, CW (0); Frequency: 5800 MHz; Duty Cycle: 1:1
Medium parameters used: f = 5800 MHz; σ = 5.814 S/m; ε_r = 47.594; ρ = 1000 kg/m^3
Phantom section: Flat Section

DASY5 Configuration:
Probe: EX3DV4 - SN3930; ConvF(4.14, 4.14, 4.14); Calibrated: 7/26/2018; Electronics: DAE4 Sn1335
Sensor-Surface: 1.4mm (Mechanical Surface Detection)
Phantom: Twin-SAM V5.0 ; Type: QD 000 P40 CD; Serial: 1679
Measurement SW: DASY52, Version 52.8 (8); SEMCAD X Version 14.6.10 (7331)

Test Date: 2019-04-23; Ambient Temp: 21.0; Tissue Temp: 21.3

5800 MHz System Body Verification (100 mW)

Area Scan (7x8x1): Measurement grid: dx=10mm, dy=10mm
Zoom Scan (8x8x7)/Cube 0: Measurement grid: dx=4mm, dy=4mm, dz=1.4mm, Graded Ratio: 1.4
Power Drift = -0.12 dB
Peak SAR (extrapolated) = 35.0 W/kg
SAR(1 g) = 7.49 W/kg; SAR(10 g) = 2.07 W/kg

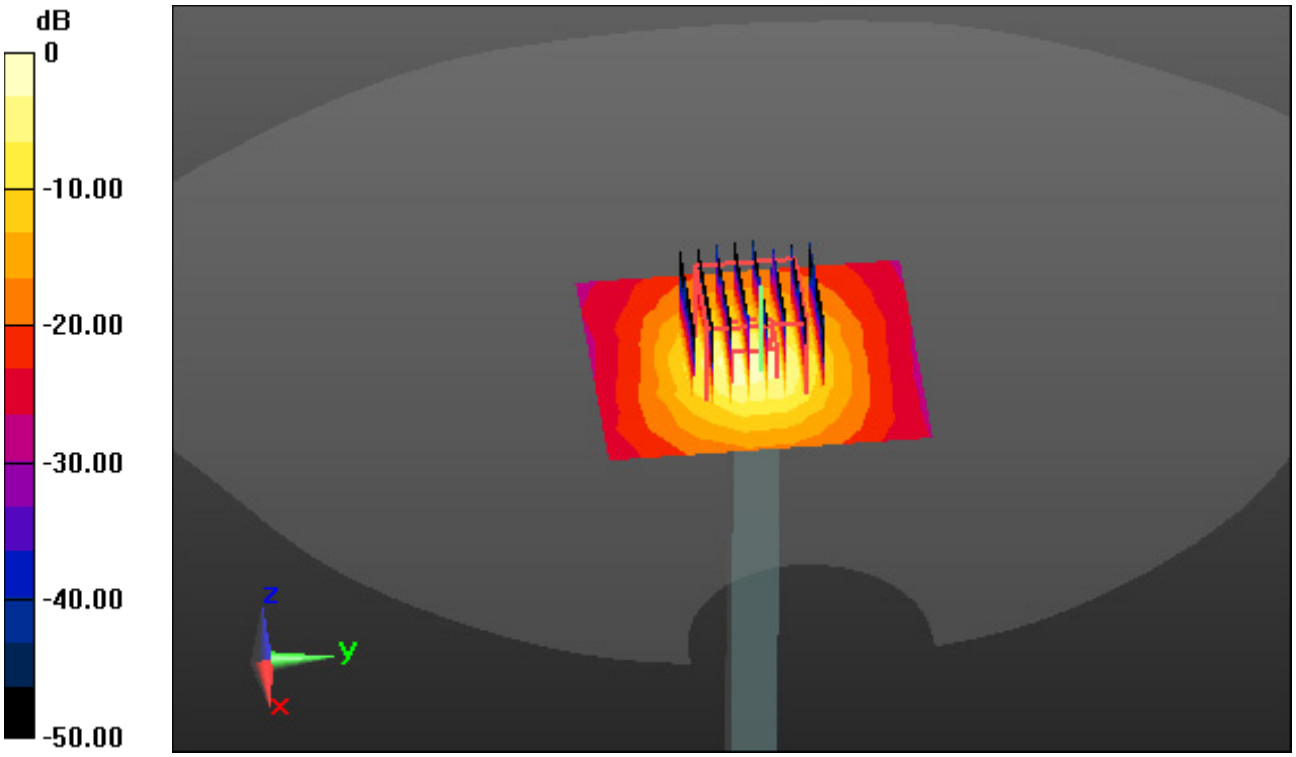

0 dB = 18.5 W/kg

DT&C Co., Ltd.

DUT: OJ1928; Type: Bar

Communication System: UID 0, GSM 850 (0); Frequency: 836.6 MHz; Duty Cycle: 1:8.3
Medium parameters used: f = 836.6 MHz; σ = 0.894 S/m; ε_r = 41.5; ρ = 1000 kg/m^3
Phantom section: Left Section

DASY5 Configuration:
Probe: ES3DV3 - SN3327; ConvF(6.35, 6.35, 6.35); Calibrated: 8/28/2018; Electronics: DAE3 Sn520
Sensor-Surface: 3mm (Mechanical Surface Detection)
Phantom: SAM-twin middle_2013_09_24; Type: QD000P40CD; Serial: 1782
Measurement SW: DASY52, Version 52.8 (8); SEMCAD X Version 14.6.10 (7331)

Test Date: 2019-04-15; Ambient Temp: 21.5; Tissue Temp: 21.9

Left Touch, GSM850 Ch. 190, Ant Internal, Standard Battery

Area Scan (9x14x1): Measurement grid: dx=15mm, dy=15mm
Zoom Scan (5x5x7)/Cube 0: Measurement grid: dx=8mm, dy=8mm, dz=5mm
Power Drift = -0.14 dB
Peak SAR (extrapolated) = 0.263 W/kg
SAR(1 g) = 0.212 W/kg; SAR(10 g) = 0.163 W/kg

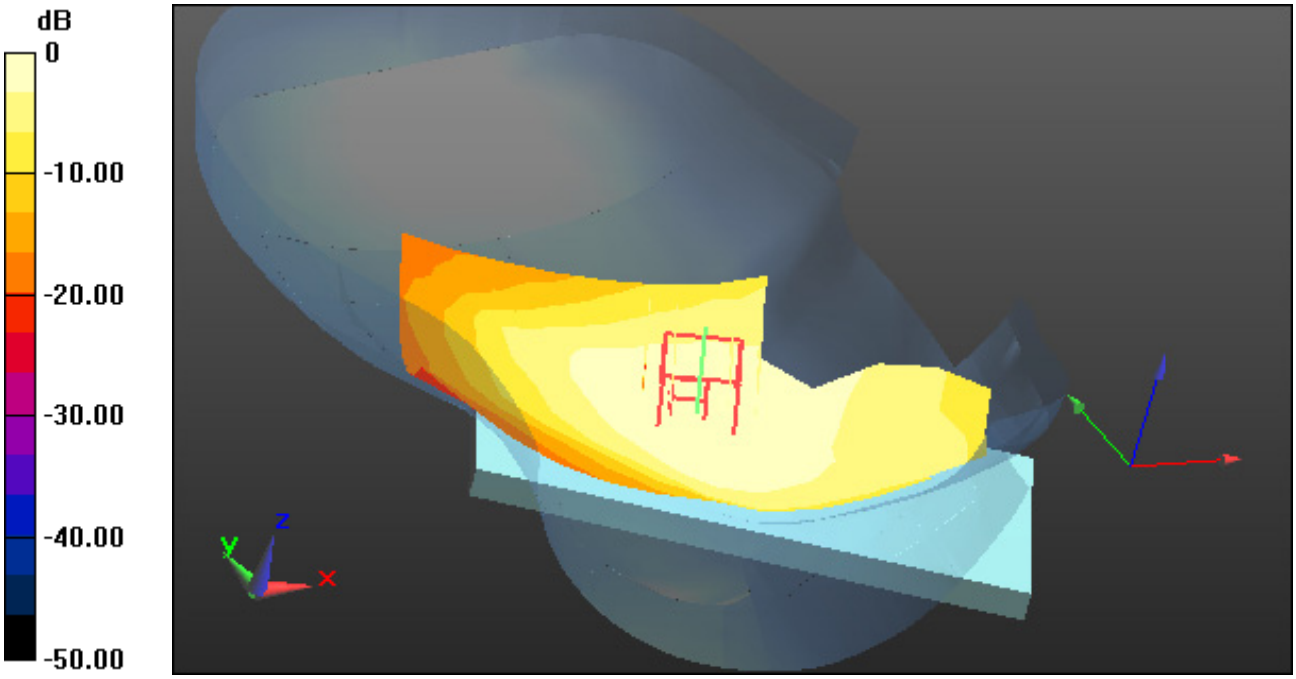

0 dB = 0.230 W/kg

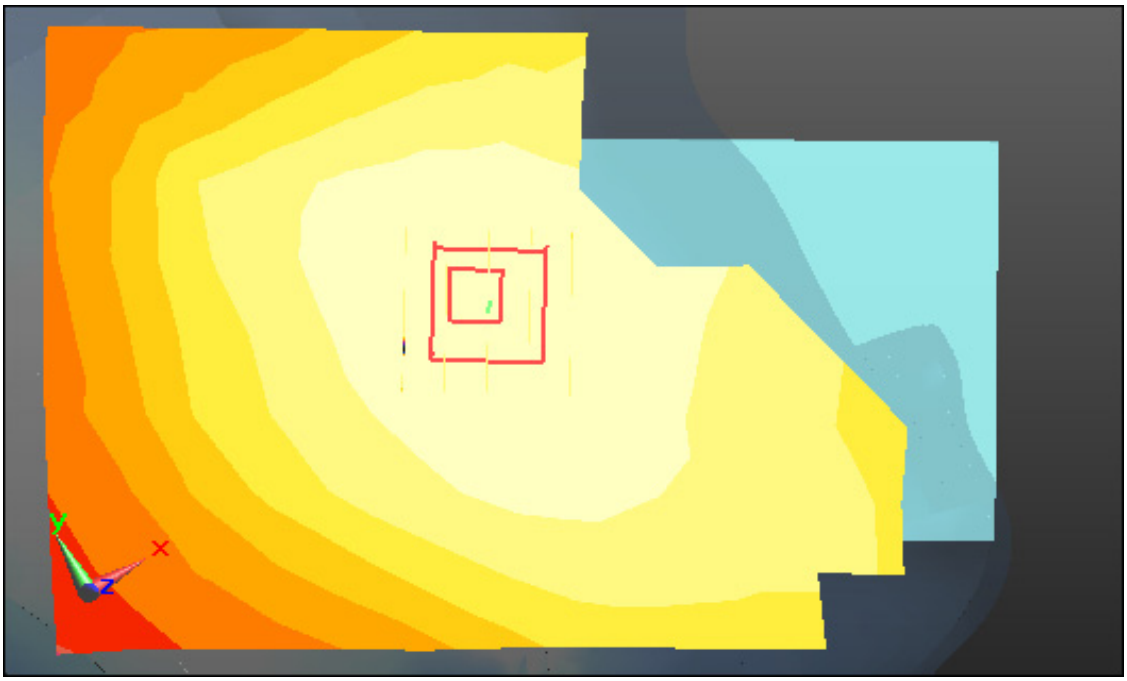

Enlarged Plot for A1

DT&C Co., Ltd.

DUT: OJ1928; Type: Bar

Communication System: UID 0, GSM 850_3 Tx (0); Frequency: 836.6 MHz; Duty Cycle: 1:2.77
Medium parameters used: f = 836.6 MHz; σ = 0.894 S/m; ε_r = 41.5; ρ = 1000 kg/m^3
Phantom section: Right Section

DASY5 Configuration:
Probe: ES3DV3 - SN3327; ConvF(6.35, 6.35, 6.35); Calibrated: 8/28/2018; Electronics: DAE3 Sn520
Sensor-Surface: 3mm (Mechanical Surface Detection)
Phantom: SAM-twin middle_2013_09_24; Type: QD000P40CD; Serial: 1782
Measurement SW: DASY52, Version 52.8 (8); SEMCAD X Version 14.6.10 (7331)

Test Date: 2019-04-15; Ambient Temp: 21.5; Tissue Temp: 21.9

Right Touch, GSM850 GPRS 3Tx Ch. 190, Ant Internal, Standard Battery

Area Scan (9x14x1): Measurement grid: dx=15mm, dy=15mm
Zoom Scan (5x5x7)/Cube 0: Measurement grid: dx=8mm, dy=8mm, dz=5mm
Power Drift = 0.04 dB
Peak SAR (extrapolated) = 0.362 W/kg
SAR(1 g) = 0.275 W/kg; SAR(10 g) = 0.207 W/kg

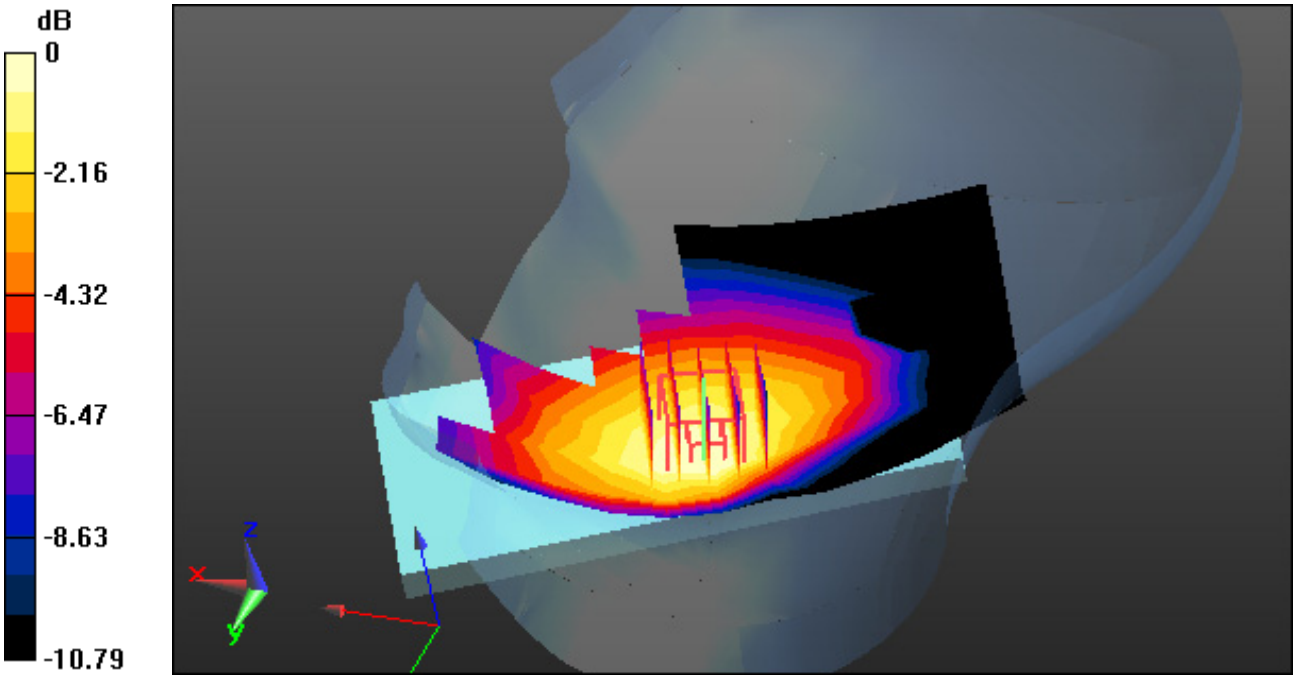

0 dB = 0.304 W/kg

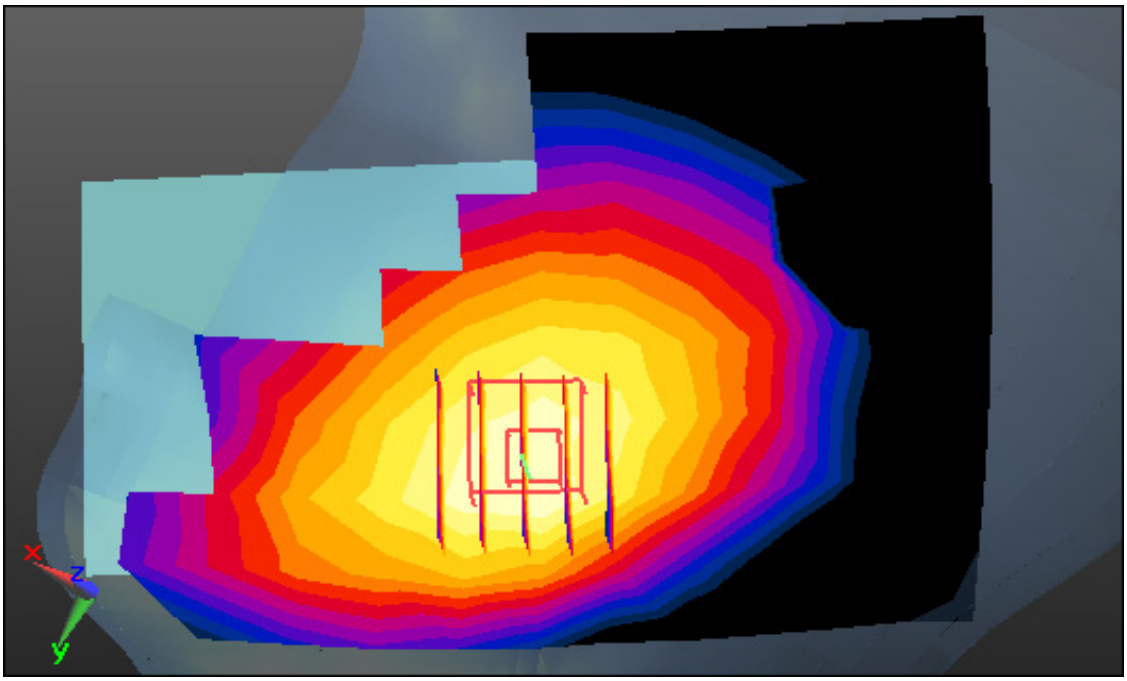

Enlarged Plot for A2

DT&C Co., Ltd.

DUT: OJ1928; Type: Bar

Communication System: UID 0, PCS 1900 (0); Frequency: 1880 MHz; Duty Cycle: 1:8.3
Medium parameters used: f = 1880 MHz; σ = 1.385 S/m; ε_r = 40.091; ρ = 1000 kg/m^3
Phantom section: Left Section

DASY5 Configuration:
Probe: ES3DV3 - SN3327; ConvF(5.27, 5.27, 5.27); Calibrated: 8/28/2018; Electronics: DAE3 Sn520
Sensor-Surface: 3mm (Mechanical Surface Detection)
Phantom: SAM-twin right_2013_09_24; Type: QD000P40CD; Serial: TP:1783
Measurement SW: DASY52, Version 52.8 (8); SEMCAD X Version 14.6.10 (7331)

Test Date: 2019-04-16; Ambient Temp: 21.7; Tissue Temp: 22.1

Left Touch, PCS1900 Ch. 661, Ant Internal, Standard Battery

Area Scan (9x14x1): Measurement grid: dx=15mm, dy=15mm
Zoom Scan (5x5x7)/Cube 0: Measurement grid: dx=8mm, dy=8mm, dz=5mm
Power Drift = 0.00 dB
Peak SAR (extrapolated) = 0.0780 W/kg
SAR(1 g) = 0.052 W/kg; SAR(10 g) = 0.032 W/kg

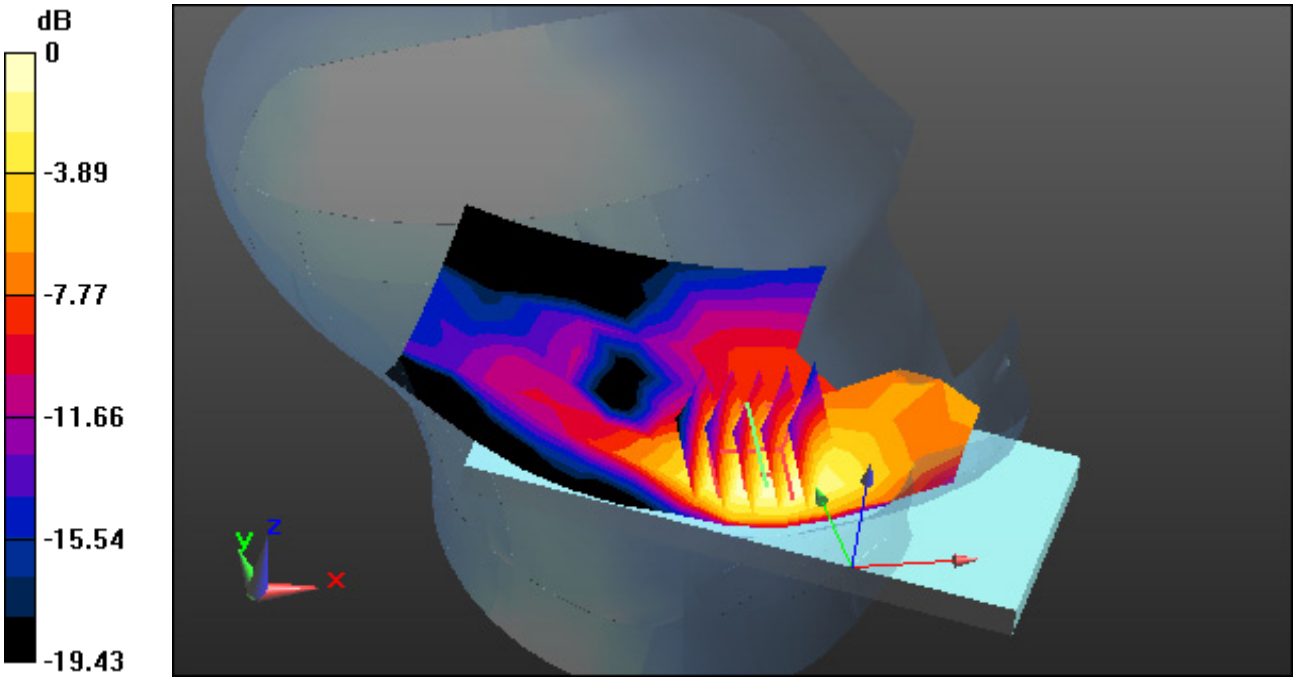

0 dB = 0.0618 W/kg

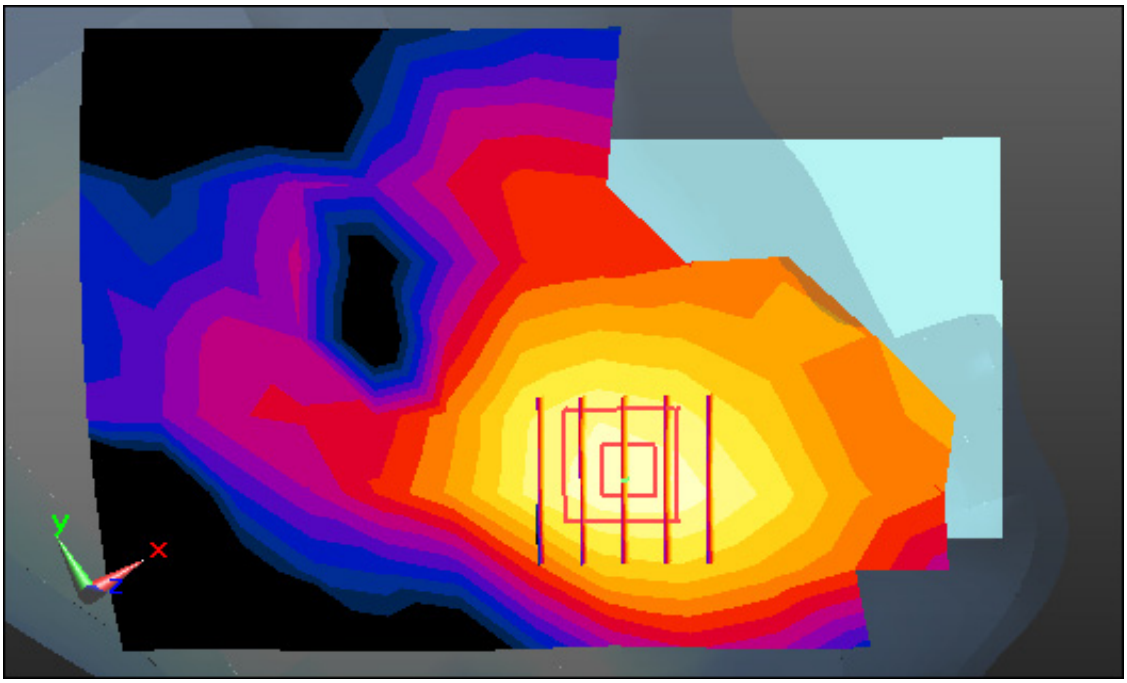

Enlarged Plot for A3

DT&C Co., Ltd.

DUT: OJ1928; Type: Bar

Communication System: UID 0, PCS1900_3 Tx (0); Frequency: 1880 MHz; Duty Cycle: 1:2.77
Medium parameters used: f = 1880 MHz; σ = 1.385 S/m; ε_r = 40.091; ρ = 1000 kg/m^3
Phantom section: Left Section

DASY5 Configuration:
Probe: ES3DV3 - SN3327; ConvF(5.27, 5.27, 5.27); Calibrated: 8/28/2018; Electronics: DAE3 Sn520
Sensor-Surface: 3mm (Mechanical Surface Detection)
Phantom: SAM-twin right_2013_09_24; Type: QD000P40CD; Serial: TP:1783
Measurement SW: DASY52, Version 52.8 (8); SEMCAD X Version 14.6.10 (7331)

Test Date: 2019-04-16; Ambient Temp: 21.7; Tissue Temp: 22.1

Left Touch, PCS1900 GPRS 3Tx Ch. 661, Ant Internal, Standard Battery

Area Scan (9x14x1): Measurement grid: dx=15mm, dy=15mm
Zoom Scan (5x5x7)/Cube 0: Measurement grid: dx=8mm, dy=8mm, dz=5mm
Power Drift = -0.08 dB
Peak SAR (extrapolated) = 0.131 W/kg
SAR(1 g) = 0.078 W/kg; SAR(10 g) = 0.048 W/kg

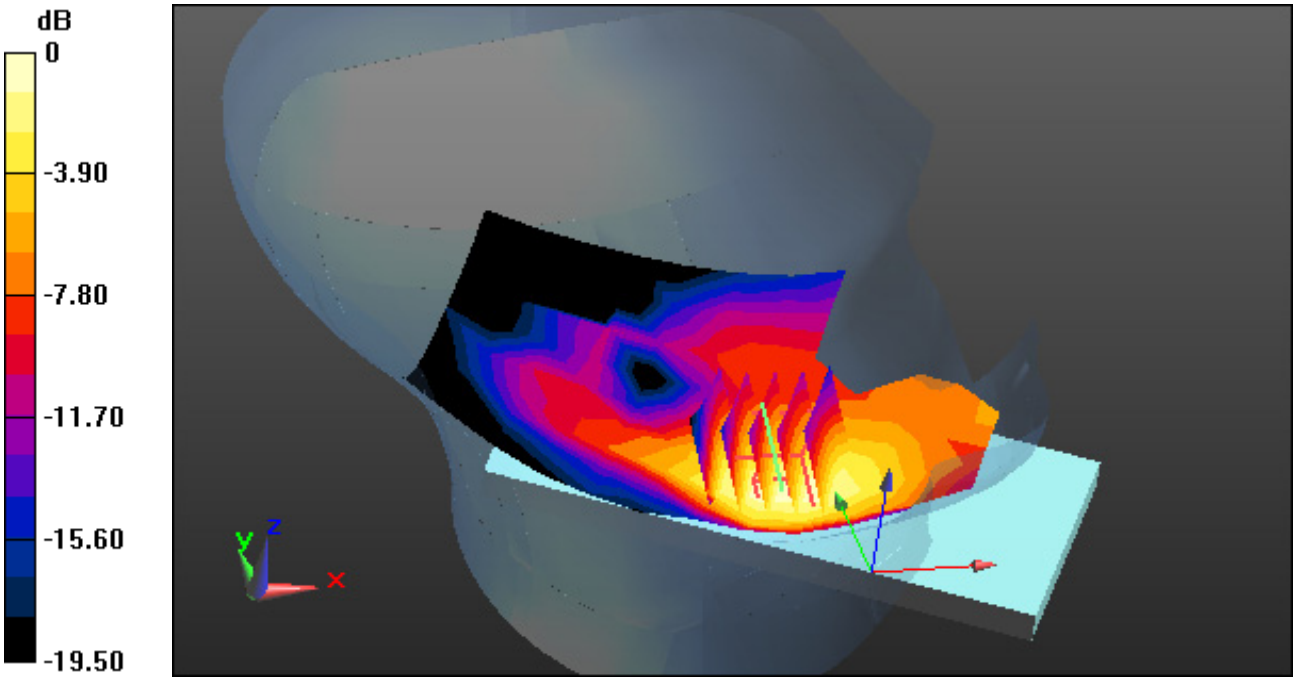

0 dB = 0.0921 W/kg

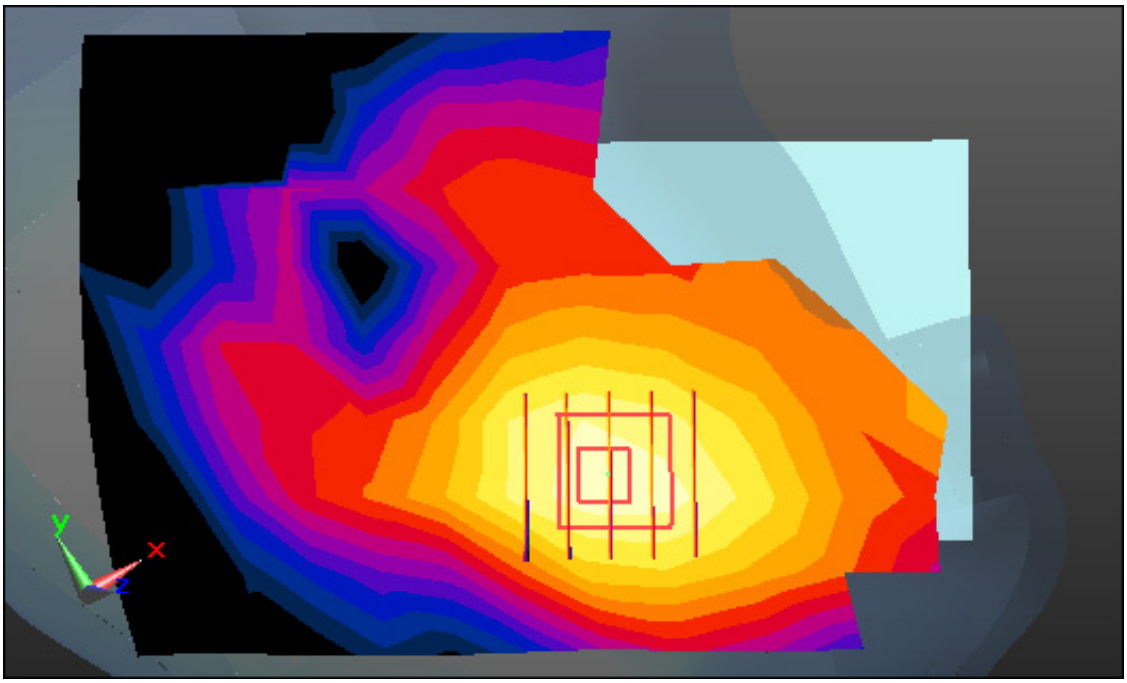

Enlarged Plot for A4

DT&C Co., Ltd.

DUT: OJ1928; Type: Bar

Communication System: UID 0, WCDMA 850 (0); Frequency: 836.6 MHz; Duty Cycle: 1:1
Medium parameters used: f = 836.6 MHz; σ = 0.893 S/m; ε_r = 41.522; ρ = 1000 kg/m^3
Phantom section: Right Section

DASY5 Configuration:
Probe: ES3DV3 - SN3327; ConvF(6.35, 6.35, 6.35); Calibrated: 8/28/2018; Electronics: DAE3 Sn520
Sensor-Surface: 3mm (Mechanical Surface Detection)
Phantom: SAM-twin middle_2013_09_24; Type: QD000P40CD; Serial: 1782
Measurement SW: DASY52, Version 52.8 (8); SEMCAD X Version 14.6.10 (7331)

Test Date: 2019-04-17; Ambient Temp: 21.9; Tissue Temp: 22.4

Right Touch, WCDMA850 Ch. 4183, Ant Internal, Standard Battery

Area Scan (9x14x1): Measurement grid: dx=15mm, dy=15mm
Zoom Scan (5x5x7)/Cube 0: Measurement grid: dx=8mm, dy=8mm, dz=5mm
Power Drift = 0.16 dB
Peak SAR (extrapolated) = 0.355 W/kg
SAR(1 g) = 0.256 W/kg; SAR(10 g) = 0.189 W/kg

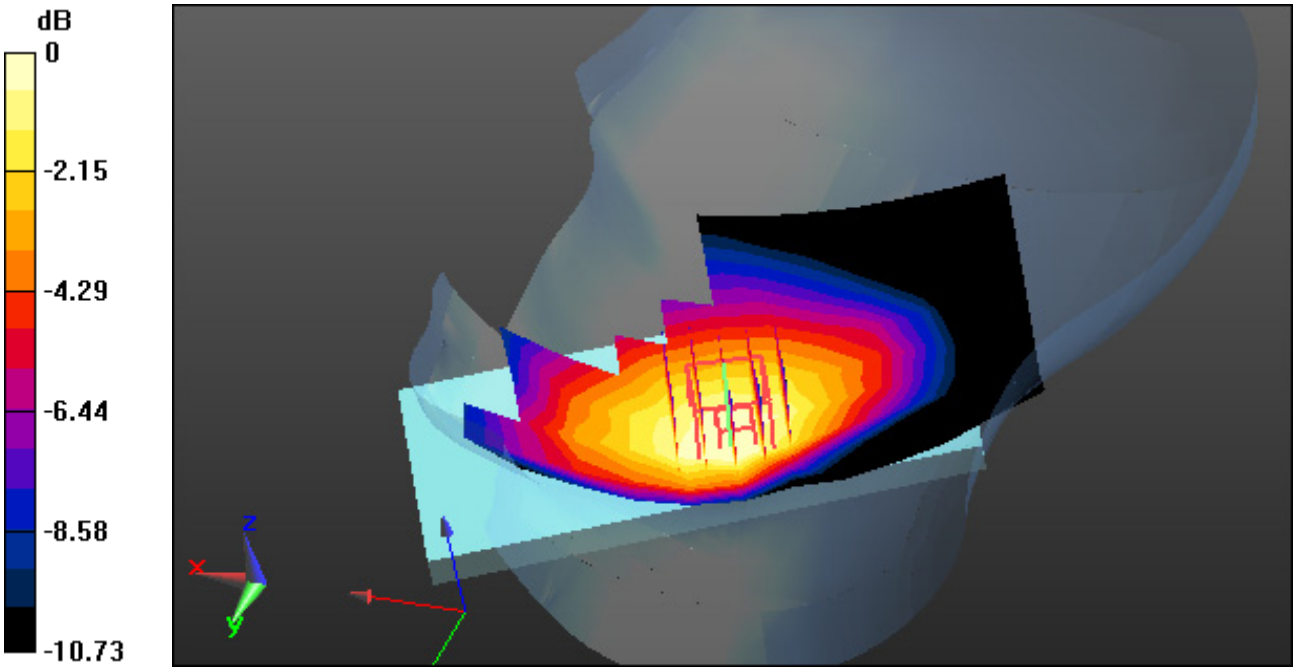

0 dB = 0.282 W/kg

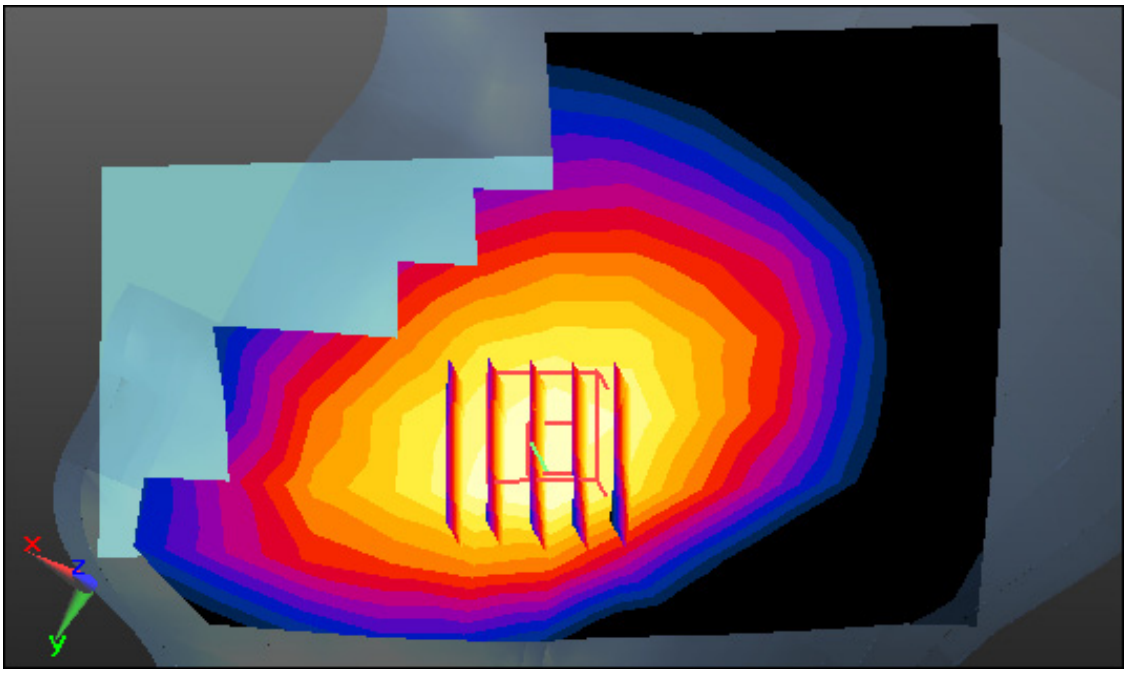

Enlarged Plot for A5

DT&C Co., Ltd.

DUT: OJ1928; Type: Bar

Communication System: UID 0, LTE Band 12 (FCC) (0); Frequency: 707.5 MHz;Duty Cycle: 1:1
Medium parameters used: f = 707.5 MHz; σ = 0.876 S/m; ε_r = 41.256; ρ = 1000 kg/m^3
Phantom section: Left Section

DASY5 Configuration:
Probe: ES3DV3 - SN3327; ConvF(6.57, 6.57, 6.57); Calibrated: 8/28/2018; Electronics: DAE3 Sn520
Sensor-Surface: 3mm (Mechanical Surface Detection)
Phantom: SAM-twin middle_2013_09_24; Type: QD000P40CD; Serial: 1782
Measurement SW: DASY52, Version 52.8 (8); SEMCAD X Version 14.6.10 (7331)

Test Date: 2019-04-19; Ambient Temp: 22.1; Tissue Temp: 21.9

Left Tilt, LTE Band 12 Ch. 23095, Ant Internal, Standard Battery

Mode : BandWidth 10 MHz, QPSK, RB Size: 1

Area Scan (9x14x1): Measurement grid: dx=15mm, dy=15mm
Zoom Scan (5x5x7)/Cube 0: Measurement grid: dx=8mm, dy=8mm, dz=5mm
Power Drift = 0.19 dB
Peak SAR (extrapolated) = 0.115 W/kg
SAR(1 g) = 0.177 W/kg; SAR(10 g) = 0.140 W/kg

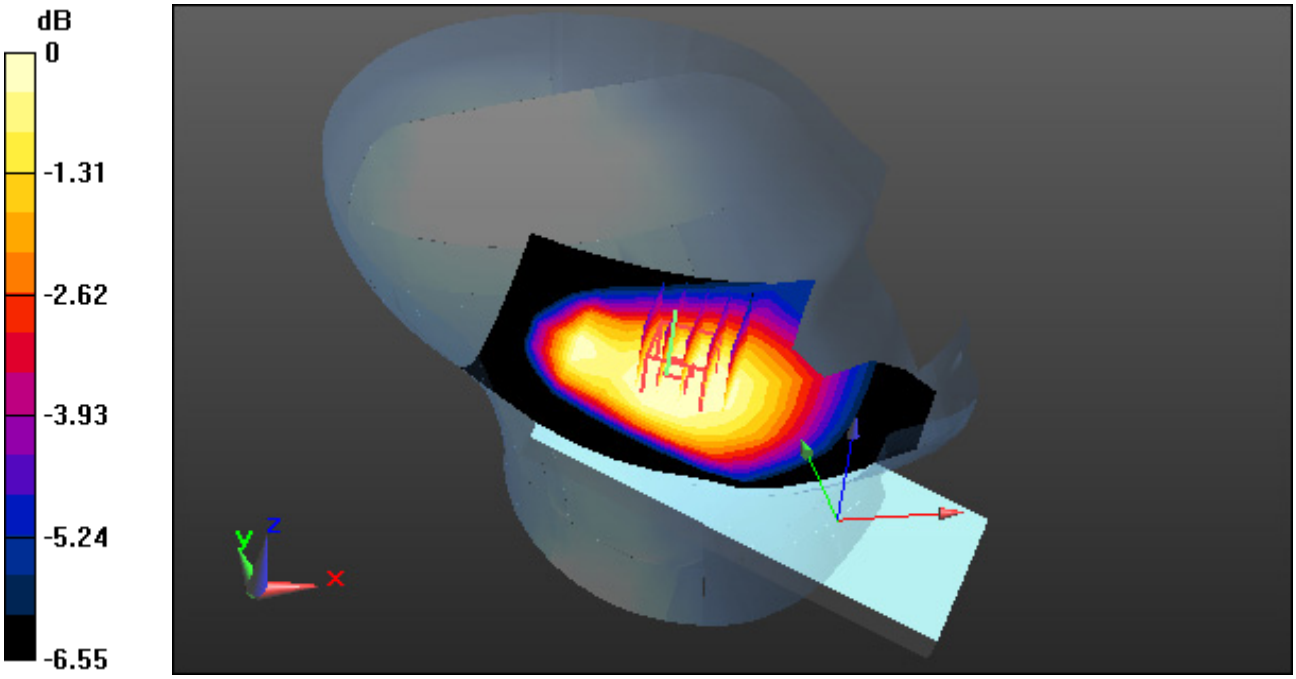

0 dB = 0.184 W/kg

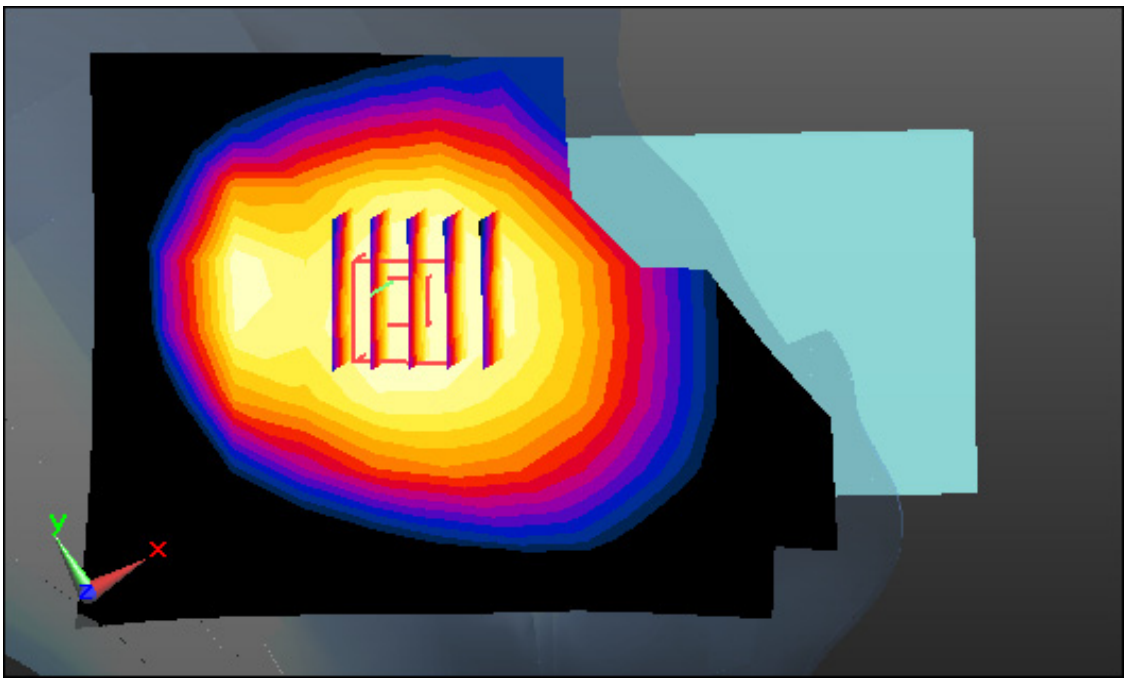

Enlarged Plot for A6

DT&C Co., Ltd.

DUT: OJ1928; Type: Bar

Communication System: UID 0, LTE Band 5 (FCC) (0); Frequency: 836.5 MHz;Duty Cycle: 1:1
Medium parameters used: f = 836.5 MHz; σ = 0.892 S/m; ε_r = 41.475; ρ = 1000 kg/m^3
Phantom section: Right Section

DASY5 Configuration:
Probe: ES3DV3 - SN3327; ConvF(6.35, 6.35, 6.35); Calibrated: 8/28/2018; Electronics: DAE3 Sn520
Sensor-Surface: 3mm (Mechanical Surface Detection)
Phantom: SAM-twin middle_2013_09_24; Type: QD000P40CD; Serial: 1782
Measurement SW: DASY52, Version 52.8 (8); SEMCAD X Version 14.6.10 (7331)

Test Date: 2019-04-18; Ambient Temp: 21.7; Tissue Temp: 22.0

Right Touch, LTE Band 5 Ch. 20525, Ant Internal, Standard Battery

Mode : BandWidth 10 MHz, QPSK, RB Size: 1

Area Scan (9x14x1): Measurement grid: dx=15mm, dy=15mm
Zoom Scan (5x5x7)/Cube 0: Measurement grid: dx=8mm, dy=8mm, dz=5mm
Power Drift = 0.16 dB
Peak SAR (extrapolated) = 0.328 W/kg
SAR(1 g) = 0.248 W/kg; SAR(10 g) = 0.186 W/kg

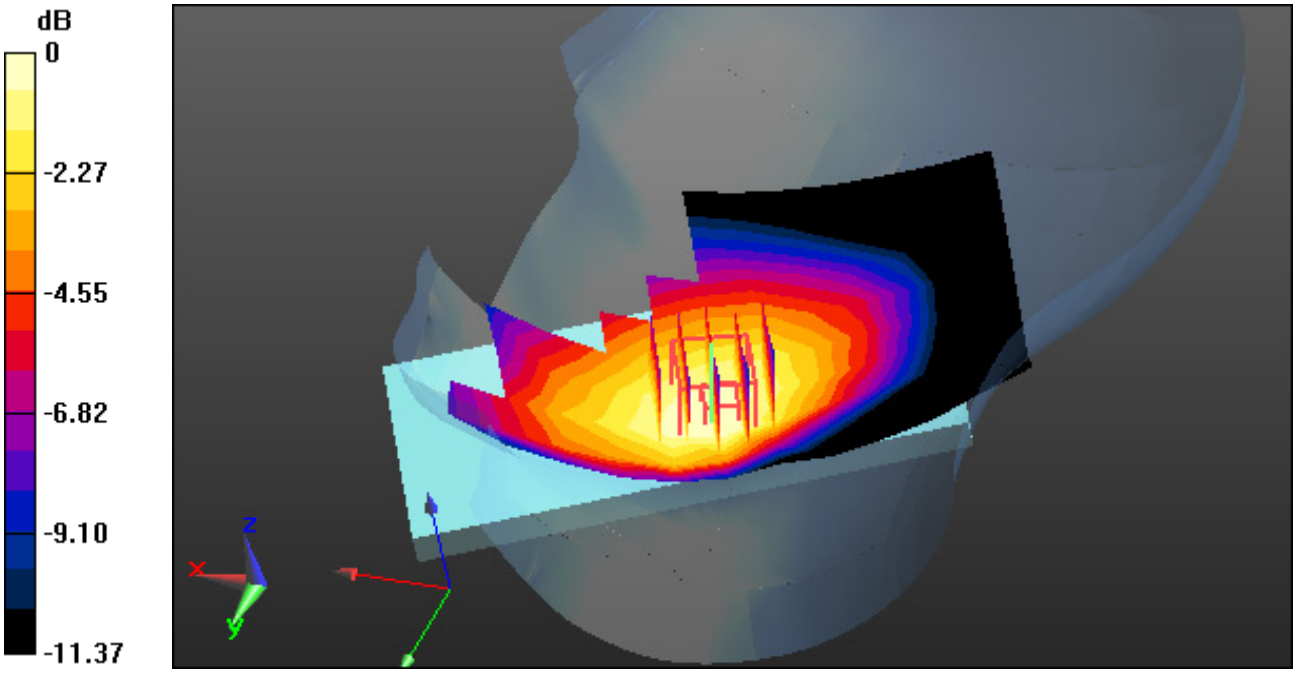

0 dB = 0.274 W/kg

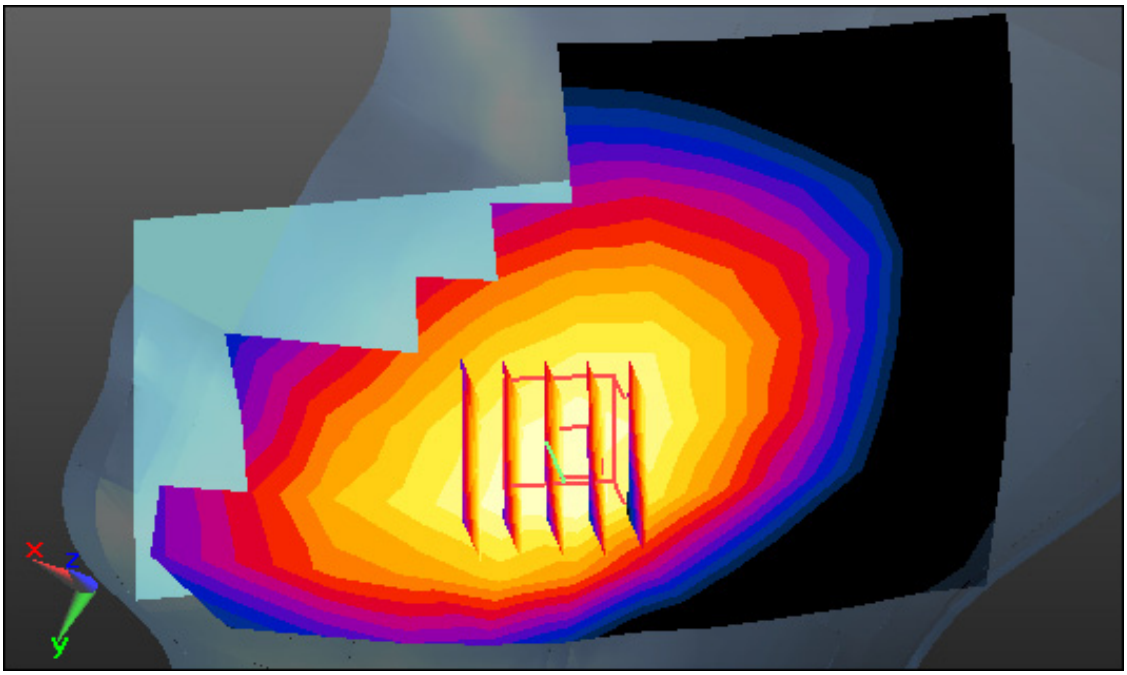

Enlarged Plot for A7

DT&C Co., Ltd.

DUT: OJ1928; Type: Bar

Communication System: UID 0, 2.4 GHz W-LAN (0); Frequency: 2412 MHz;Duty Cycle: 1:1
Medium parameters used: f = 2412 MHz; σ = 1.77 S/m; ε_r = 39.971; ρ = 1000 kg/m^3
Phantom section: Left Section

DASY5 Configuration:
Probe: EX3DV4 - SN3933; ConvF(7.61, 7.61, 7.61); Calibrated: 9/25/2018; Electronics: DAE4 Sn1396
Sensor-Surface: 2mm (Mechanical Surface Detection)
Phantom: SAM with CRP_2016_07_22_middle; Type: QD000P40CD; Serial: TP:1786
Measurement SW: DASY52, Version 52.8 (8); SEMCAD X Version 14.6.10 (7331)

Test Date: 2019-04-12; Ambient Temp: 21.2; Tissue Temp: 21.8

Left Touch, WLAN(802.11b) Ch. 1, Ant Internal, Standard Battery

Area Scan (11x17x1): Measurement grid: dx=12mm, dy=12mm
Zoom Scan (7x7x7)/Cube 0: Measurement grid: dx=5mm, dy=5mm, dz=5mm
Power Drift = -0.18 dB
Peak SAR (extrapolated) = 2.07 W/kg
SAR(1 g) = 0.988 W/kg; SAR(10 g) = 0.489 W/kg

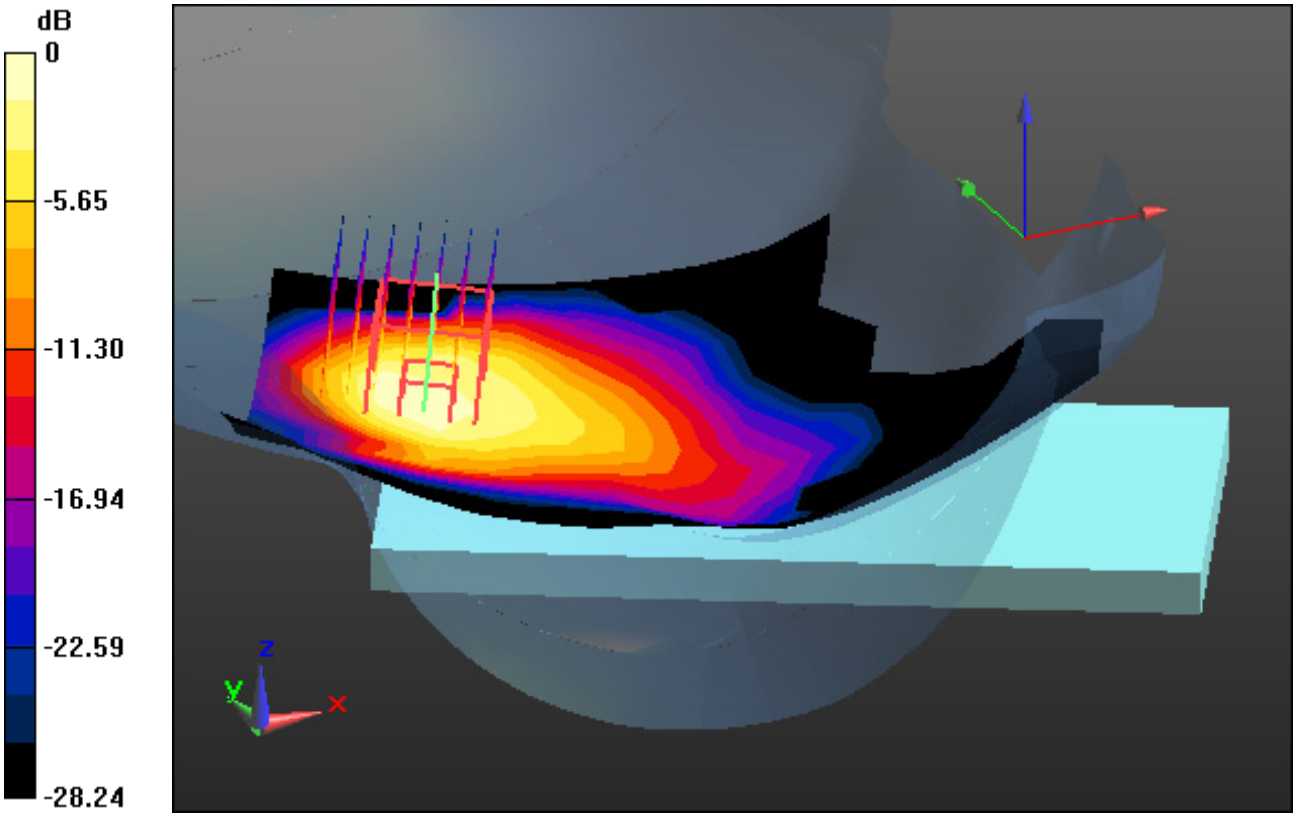

0 dB = 1.46 W/kg

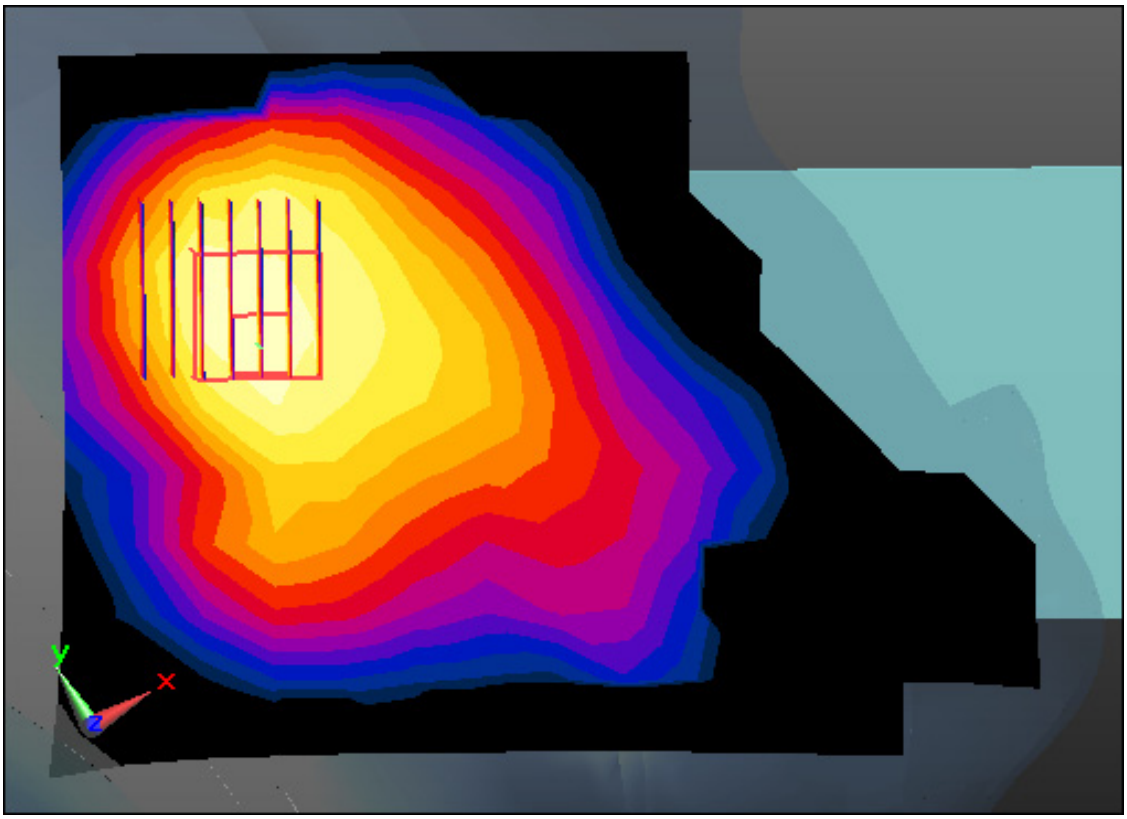

Enlarged Plot for A8

DT&C Co., Ltd.

DUT: OJ1928; Type: Bar

Communication System: UID 0, W-LAN 5G (0); Frequency: 5320 MHz;Duty Cycle: 1:1
Medium parameters used: f = 5320 MHz; σ = 4.809 S/m; ε_r = 35.931; ρ = 1000 kg/m^3
Phantom section: Left Section

DASY5 Configuration:
Probe: EX3DV4 - SN7337; ConvF(5.46, 5.46, 5.46) @ 5320 MHz; Calibrated: 2018-11-22;
Electronics: DAE4 Sn1392
Sensor-Surface: 1.4mm (Mechanical Surface Detection)
Phantom: SAM_Right_20170922; Type: QD000P40CD; Serial: 1895
Measurement SW: DASY52, Version 52.10 (2); SEMCAD X Version 14.6.12 (7450)

Test Date: 2019-04-19; Ambient Temp: 21.7; Tissue Temp: 21.5

Left Touch, W-LAN(802.11a) Ch. 64, Ant Internal, Standard Battery

Area Scan (13x21x1): Measurement grid: dx=10mm, dy=10mm
Zoom Scan (8x8x7)/Cube 0: Measurement grid: dx=4mm, dy=4mm, dz=1.4mm, Graded Ratio: 1.4
Power Drift = 0.15 dB
Peak SAR (extrapolated) = 3.84 W/kg
SAR(1 g) = 0.892 W/kg; SAR(10 g) = 0.268 W/kg

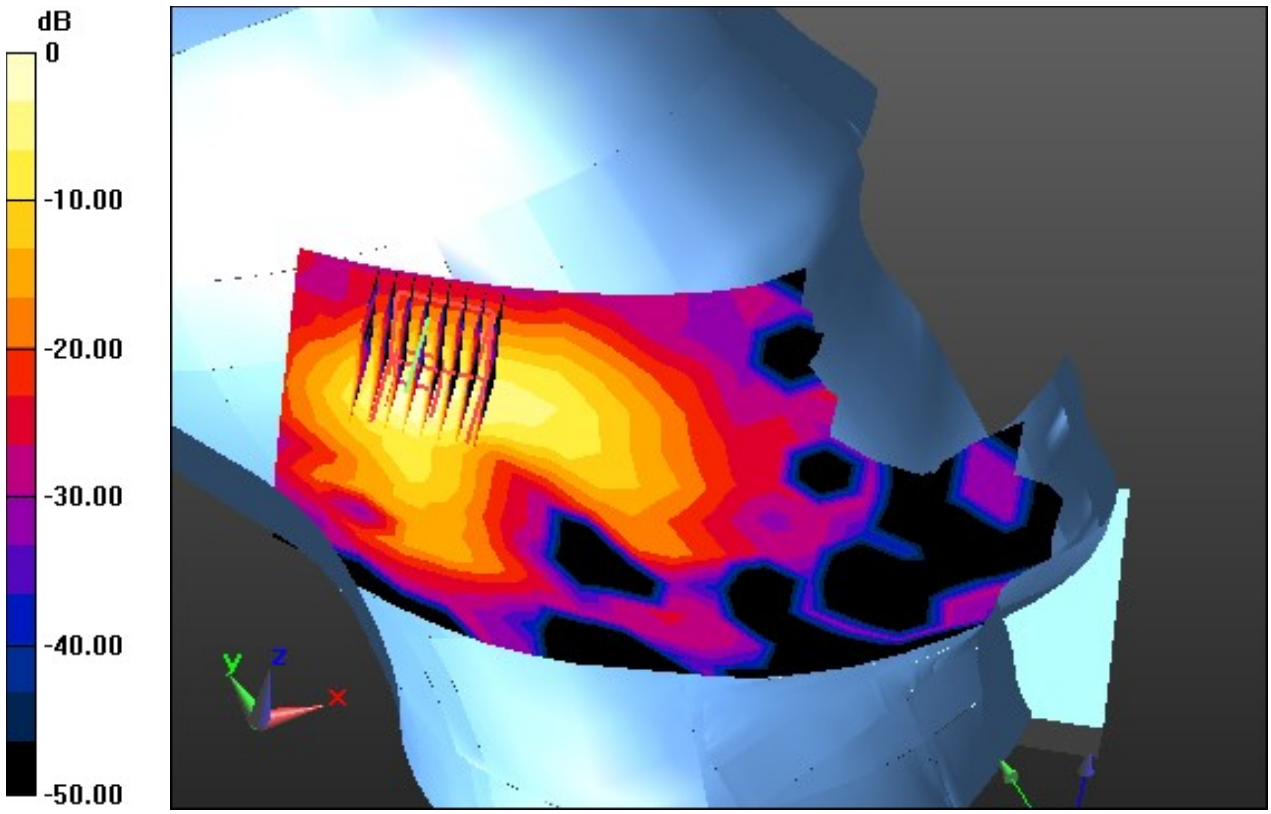

0 dB = 2.25 W/kg

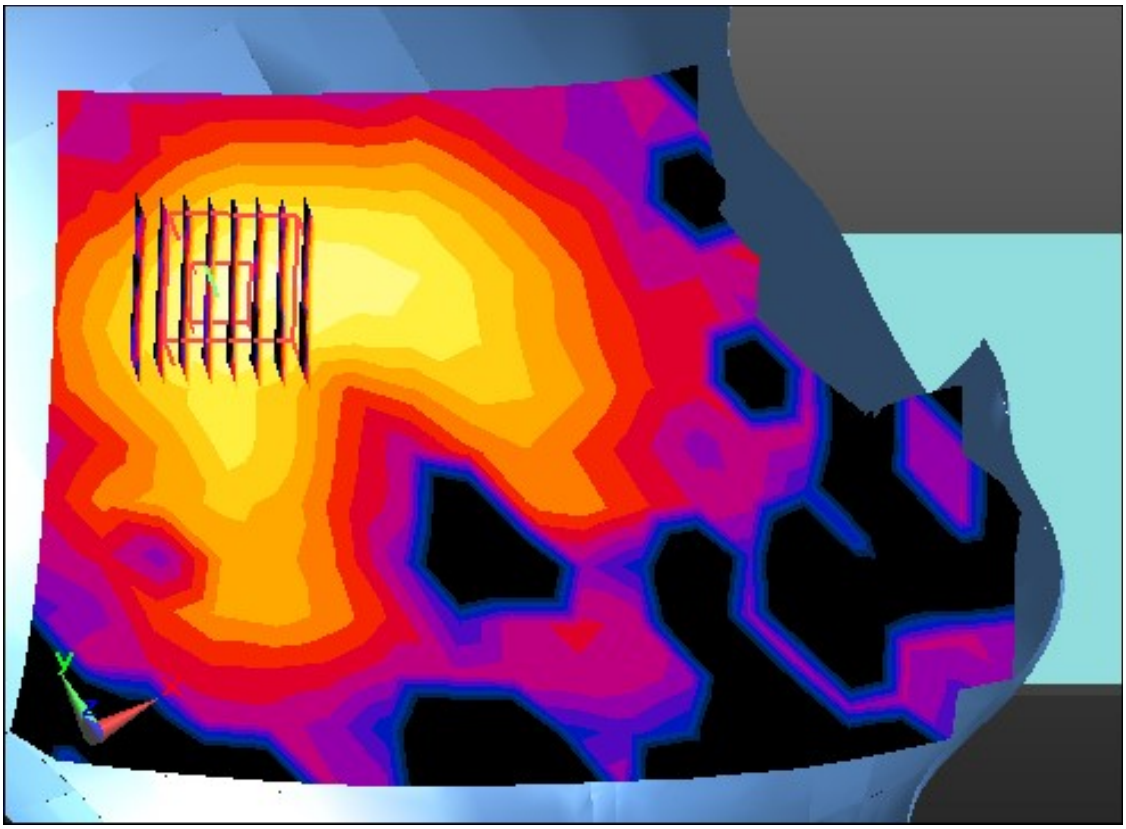

Enlarged Plot for A9

DT&C Co., Ltd.

DUT: OJ1928; Type: Bar

Communication System: UID 0, W-LAN 5G (0); Frequency: 5660 MHz;Duty Cycle: 1:1
Medium parameters used: f = 5660 MHz; σ = 5.117 S/m; ε_r = 34.911; ρ = 1000 kg/m^3
Phantom section: Left Section

DASY5 Configuration:
Probe: EX3DV4 - SN7337; ConvF(4.86, 4.86, 4.86) @ 5660 MHz; Calibrated: 2018-11-22;
Electronics: DAE4 Sn1392
Sensor-Surface: 1.4mm (Mechanical Surface Detection)
Phantom: SAM_Right_20170922; Type: QD000P40CD; Serial: 1895
Measurement SW: DASY52, Version 52.10 (2); SEMCAD X Version 14.6.12 (7450)

Test Date: 2019-04-22; Ambient Temp: 21.6; Tissue Temp: 21.5

Left Tilt, W-LAN(802.11a) Ch. 132, Ant Internal, Standard Battery

Area Scan (13x21x1): Measurement grid: dx=10mm, dy=10mm
Zoom Scan (8x8x7)/Cube 0: Measurement grid: dx=4mm, dy=4mm, dz=1.4mm, Graded Ratio: 1.4
Power Drift = -0.14 dB
Peak SAR (extrapolated) = 4.94 W/kg
SAR(1 g) = 1.01 W/kg; SAR(10 g) = 0.270 W/kg

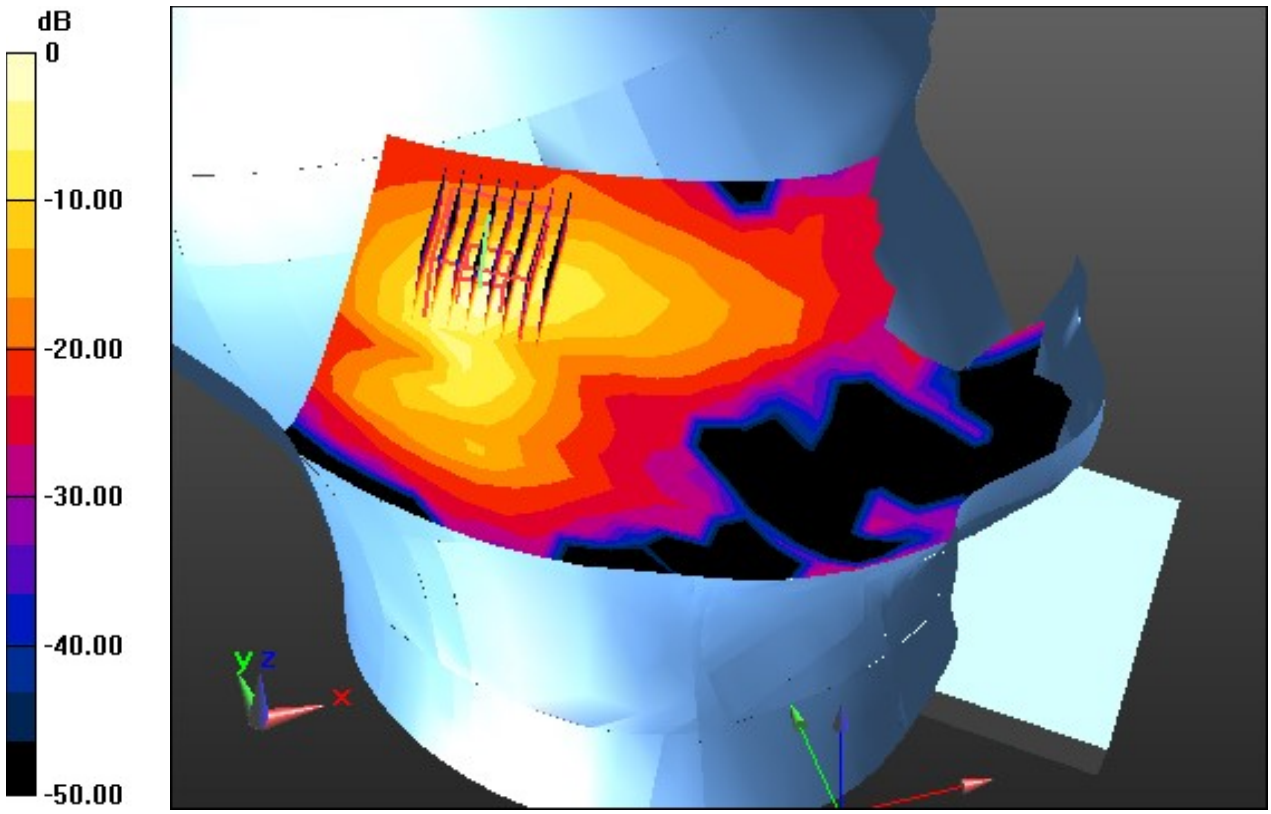

0 dB = 2.69 W/kg

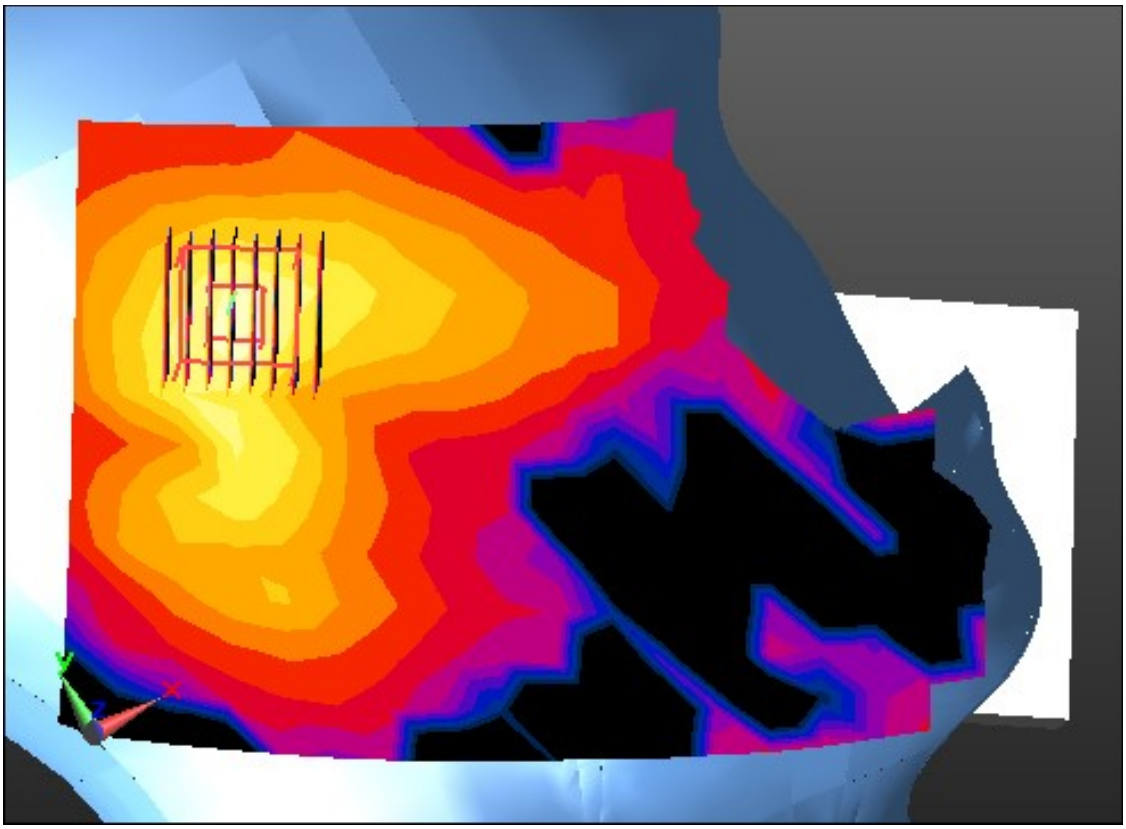

Enlarged Plot for A10

DT&C Co., Ltd.

DUT: OJ1928; Type: Bar

Communication System: UID 0, W-LAN 5G (0); Frequency: 5785 MHz;Duty Cycle: 1:1
Medium parameters used: f = 5785 MHz; σ = 5.262 S/m; ε_r = 34.777; ρ = 1000 kg/m^3
Phantom section: Left Section

DASY5 Configuration:
Probe: EX3DV4 - SN7337; ConvF(5.06, 5.06, 5.06) @ 5785 MHz; Calibrated: 2018-11-22;
Electronics: DAE4 Sn1392
Sensor-Surface: 1.4mm (Mechanical Surface Detection)
Phantom: SAM_Right_20170922; Type: QD000P40CD; Serial: 1895
Measurement SW: DASY52, Version 52.10 (2); SEMCAD X Version 14.6.12 (7450)

Test Date: 2019-04-23; Ambient Temp: 22.1; Tissue Temp: 21.9

Left Tilt, W-LAN(802.11a) Ch. 157, Ant Internal, Standard Battery

Area Scan (13x21x1): Measurement grid: dx=10mm, dy=10mm
Zoom Scan (8x8x7)/Cube 0: Measurement grid: dx=4mm, dy=4mm, dz=1.4mm, Graded Ratio: 1.4
Power Drift = 0.13 dB
Peak SAR (extrapolated) = 4.37 W/kg
SAR(1 g) = 0.883 W/kg; SAR(10 g) = 0.230 W/kg

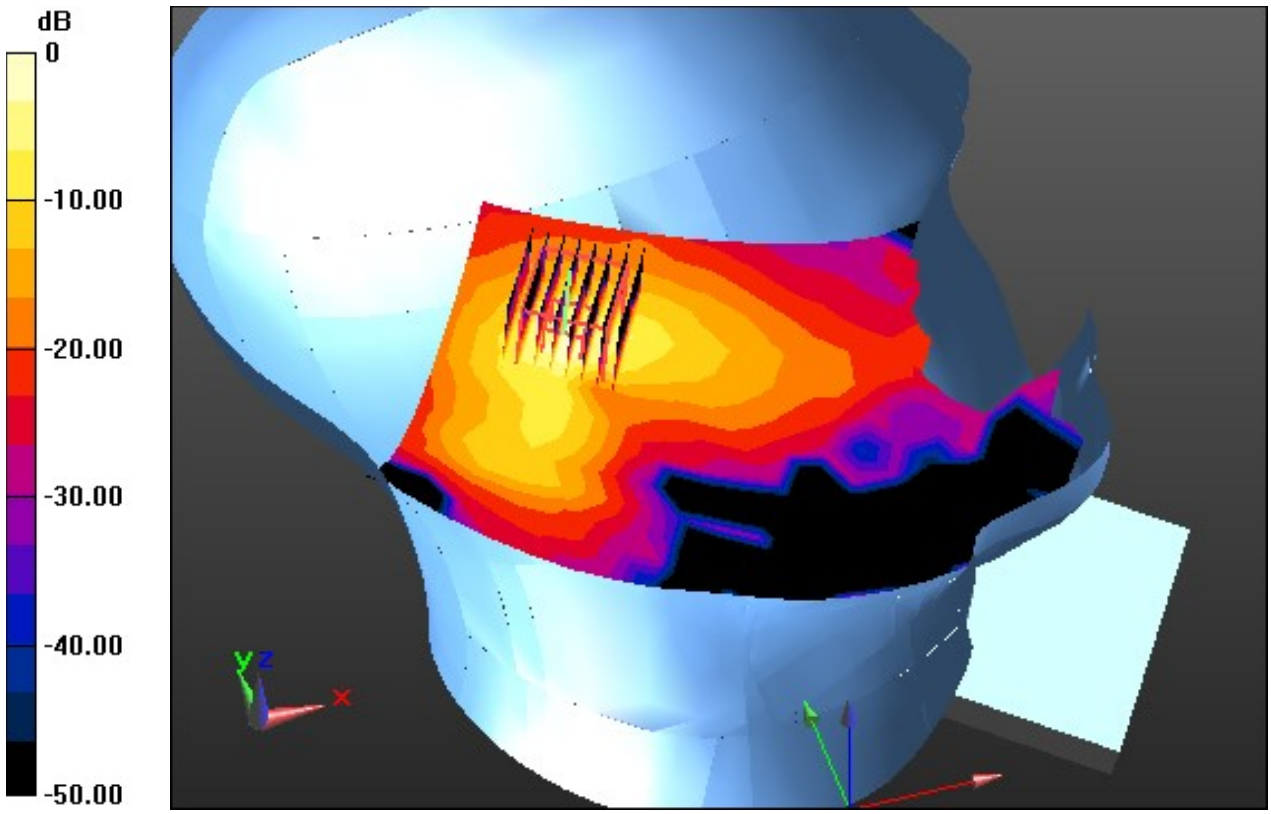

0 dB = 2.37 W/kg

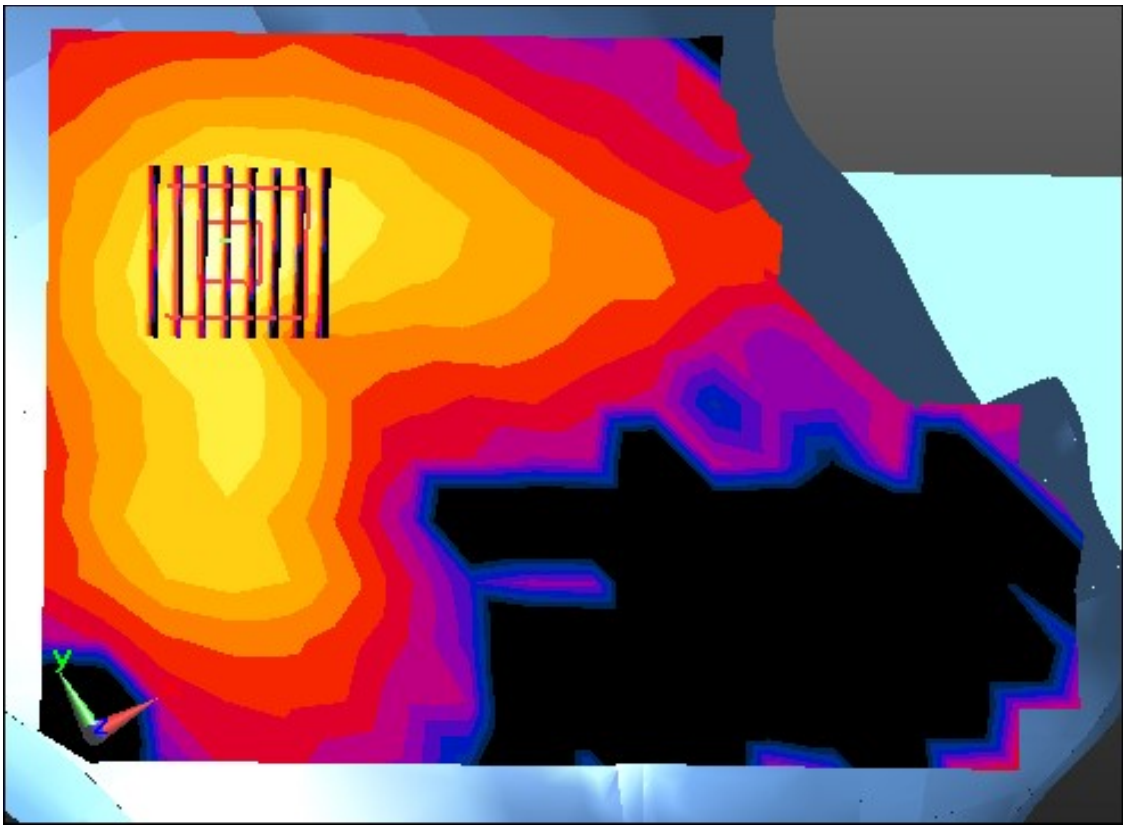

Enlarged Plot for A11

DT&C Co., Ltd.

DUT: OJ1928; Type: Bar

Communication System: UID 0, Bluetooth (0); Frequency: 2441 MHz;Duty Cycle: 1:1.302
Medium parameters used: f = 2441 MHz; σ = 1.807 S/m; ε_r = 39.952; ρ = 1000 kg/m^3
Phantom section: Left Section

DASY5 Configuration:
Probe: EX3DV4 - SN3933; ConvF(7.61, 7.61, 7.61); Calibrated: 9/25/2018; Electronics: DAE4 Sn1396
Sensor-Surface: 2mm (Mechanical Surface Detection)
Phantom: SAM with CRP_2016_07_22_middle; Type: QD000P40CD; Serial: TP:1786
Measurement SW: DASY52, Version 52.8 (8); SEMCAD X Version 14.6.10 (7331)

Test Date: 2019-04-12; Ambient Temp: 21.2; Tissue Temp: 21.8

Left Touch, Bluetooth BDR 1M Ch. 39, Ant Internal, Standard Battery

Area Scan (11x17x1): Measurement grid: dx=12mm, dy=12mm
Zoom Scan (7x7x7)/Cube 0: Measurement grid: dx=5mm, dy=5mm, dz=5mm
Power Drift = 0.03 dB
Peak SAR (extrapolated) = 0.429 W/kg
SAR(1 g) = 0.179 W/kg; SAR(10 g) = 0.089 W/kg

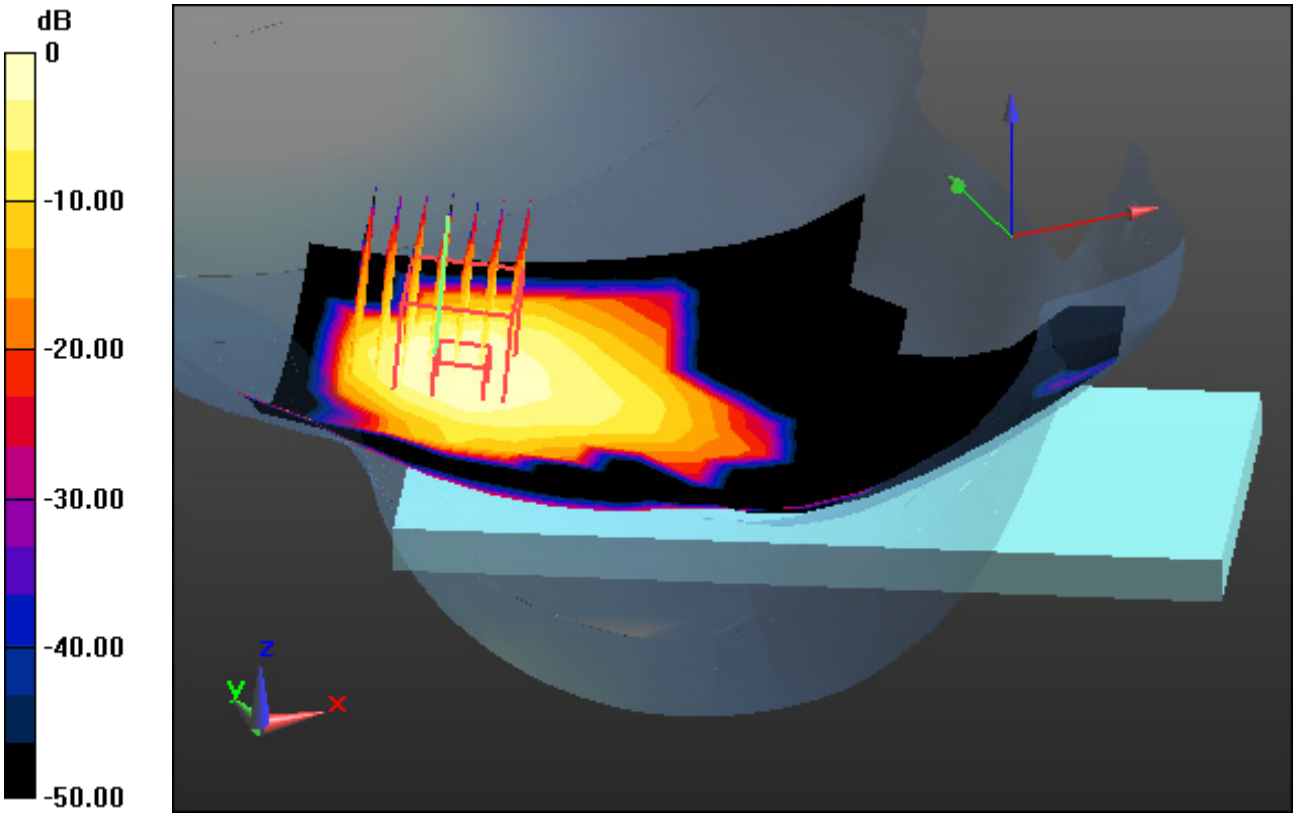

0 dB = 0.288 W/kg

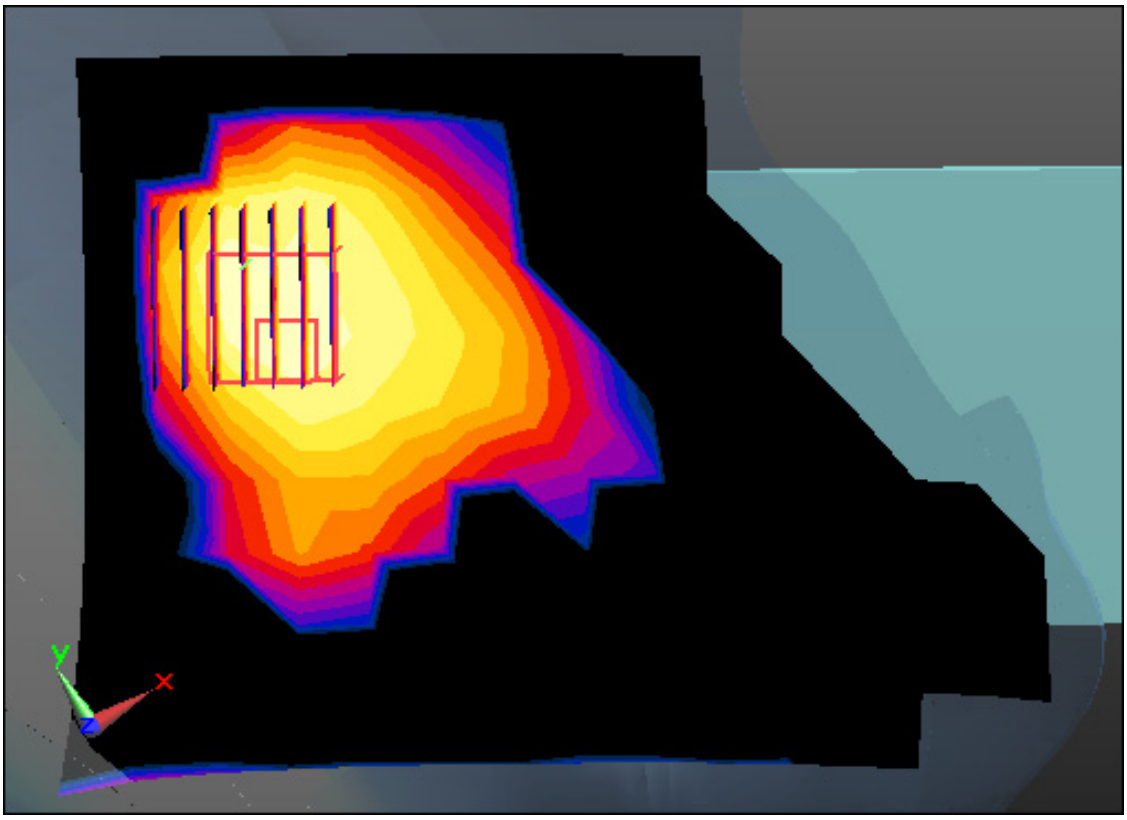

Enlarged Plot for A12

DT&C Co., Ltd.

DUT: OJ1928; Type: Bar

Communication System: UID 0, GSM 850 (0); Frequency: 836.6 MHz;Duty Cycle: 1:8.3
Medium parameters used: f = 836.6 MHz; σ = 0.992 S/m; ε_r = 54.642; ρ = 1000 kg/m^3
Phantom section: Flat Section

DASY5 Configuration:
Probe: EX3DV4 - SN3933; ConvF(10.27, 10.27, 10.27); Calibrated: 9/25/2018; Electronics: DAE4 Sn1396
Sensor-Surface: 2mm (Mechanical Surface Detection)
Phantom: SAM with CRP_2016_07_22_middle; Type: QD000P40CD; Serial: TP:1786
Measurement SW: DASY52, Version 52.8 (8); SEMCAD X Version 14.6.10 (7331)

Test Date: 2019-04-15; Ambient Temp: 21.4; Tissue Temp: 22.0

1 cm space from Body, Rear, GSM850 Ch. 190, Ant Internal

Area Scan (10x15x1): Measurement grid: dx=15mm, dy=15mm
Zoom Scan (5x5x7)/Cube 0: Measurement grid: dx=8mm, dy=8mm, dz=5mm
Power Drift = -0.10 dB
Peak SAR (extrapolated) = 0.784 W/kg
SAR(1 g) = 0.461 W/kg; SAR(10 g) = 0.266 W/kg

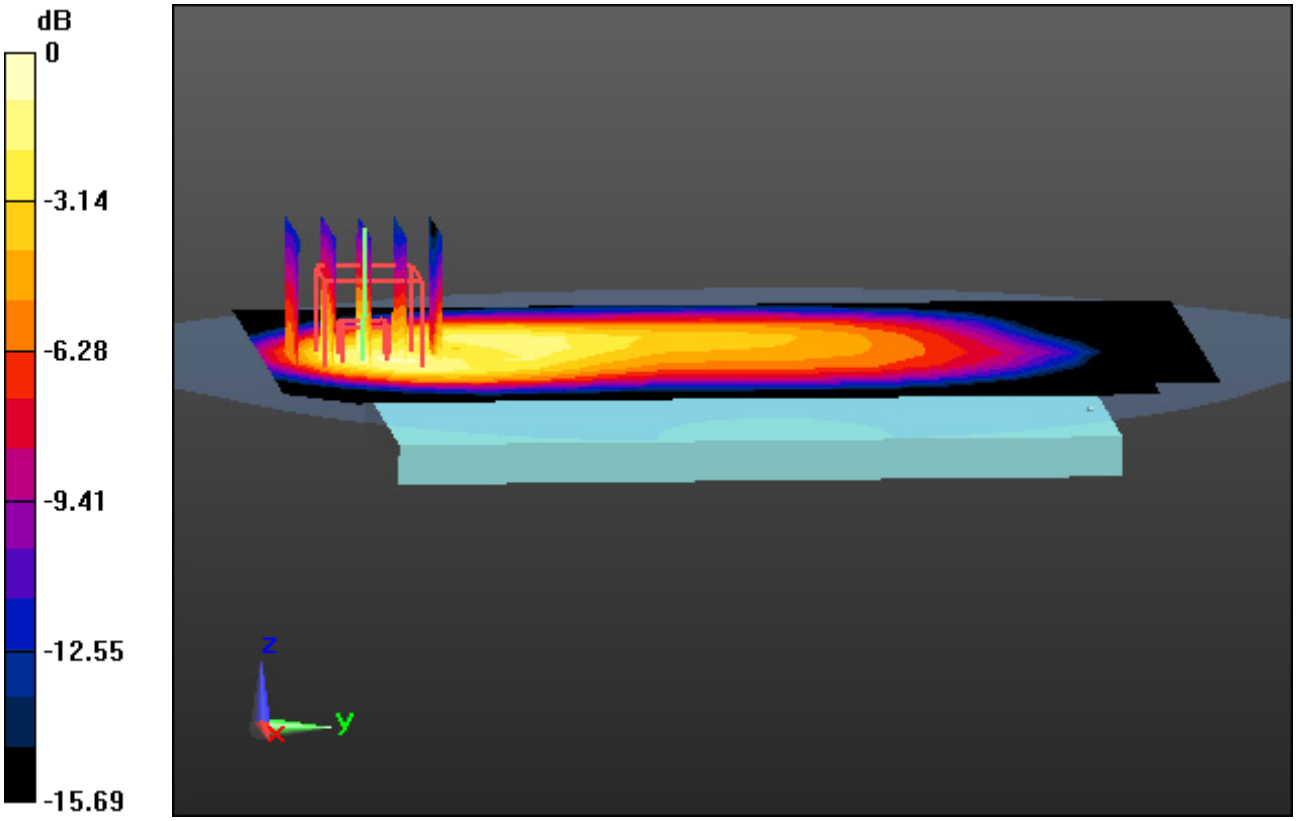

0 dB = 0.629 W/kg

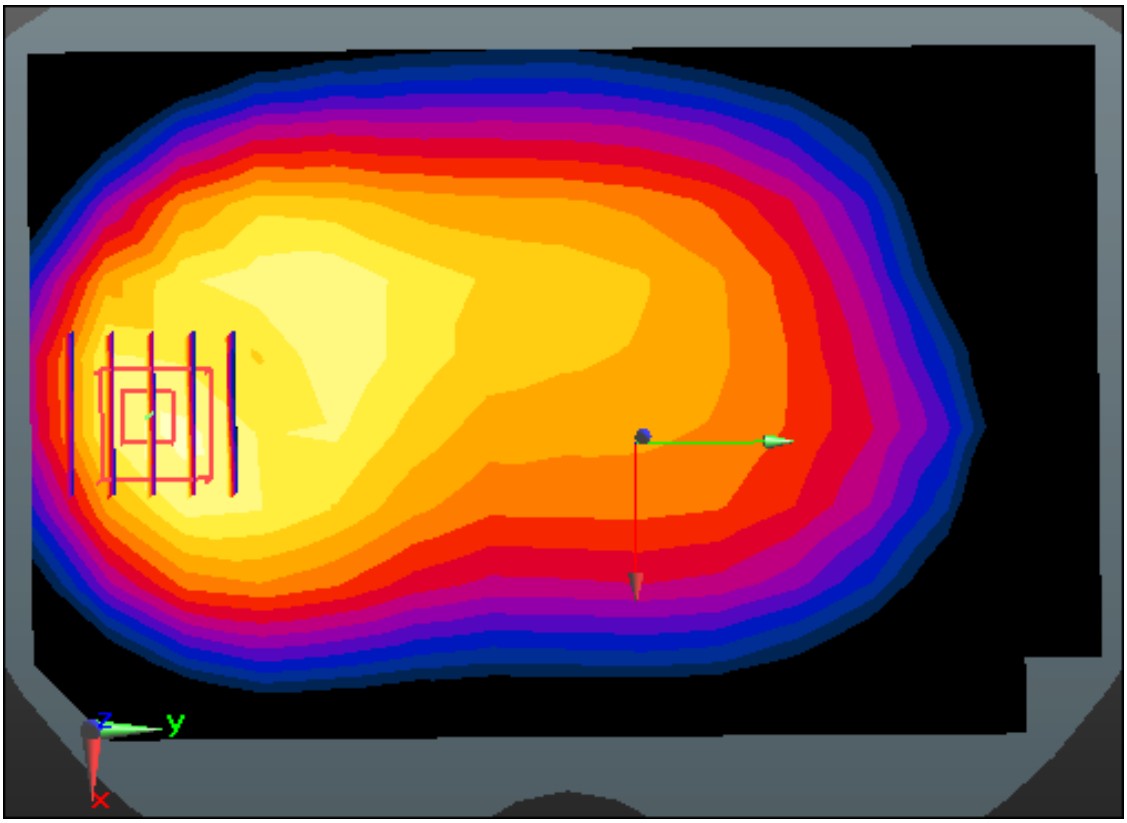

Enlarged Plot for A13

DT&C Co., Ltd.

DUT: OJ1928; Type: Bar

Communication System: UID 0, GSM 850_11 (0); Frequency: 836.6 MHz;Duty Cycle: 1:2.77
Medium parameters used: f = 836.6 MHz; σ = 0.992 S/m; ε_r = 54.642; ρ = 1000 kg/m^3
Phantom section: Flat Section

DASY5 Configuration:
Probe: EX3DV4 - SN3933; ConvF(10.27, 10.27, 10.27); Calibrated: 9/25/2018; Electronics: DAE4 Sn1396
Sensor-Surface: 2mm (Mechanical Surface Detection)
Phantom: SAM with CRP_2016_07_22_middle; Type: QD000P40CD; Serial: TP:1786
Measurement SW: DASY52, Version 52.8 (8); SEMCAD X Version 14.6.10 (7331)

Test Date: 2019-04-15; Ambient Temp: 21.4; Tissue Temp: 22.0

1 cm space from Body, Rear, GSM850 GPRS 3Tx Ch. 190, Ant Internal

Area Scan (10x15x1): Measurement grid: dx=15mm, dy=15mm
Zoom Scan (5x5x7)/Cube 0: Measurement grid: dx=8mm, dy=8mm, dz=5mm
Power Drift = -0.05 dB
Peak SAR (extrapolated) = 1.30 W/kg
SAR(1 g) = 0.765 W/kg; SAR(10 g) = 0.437 W/kg

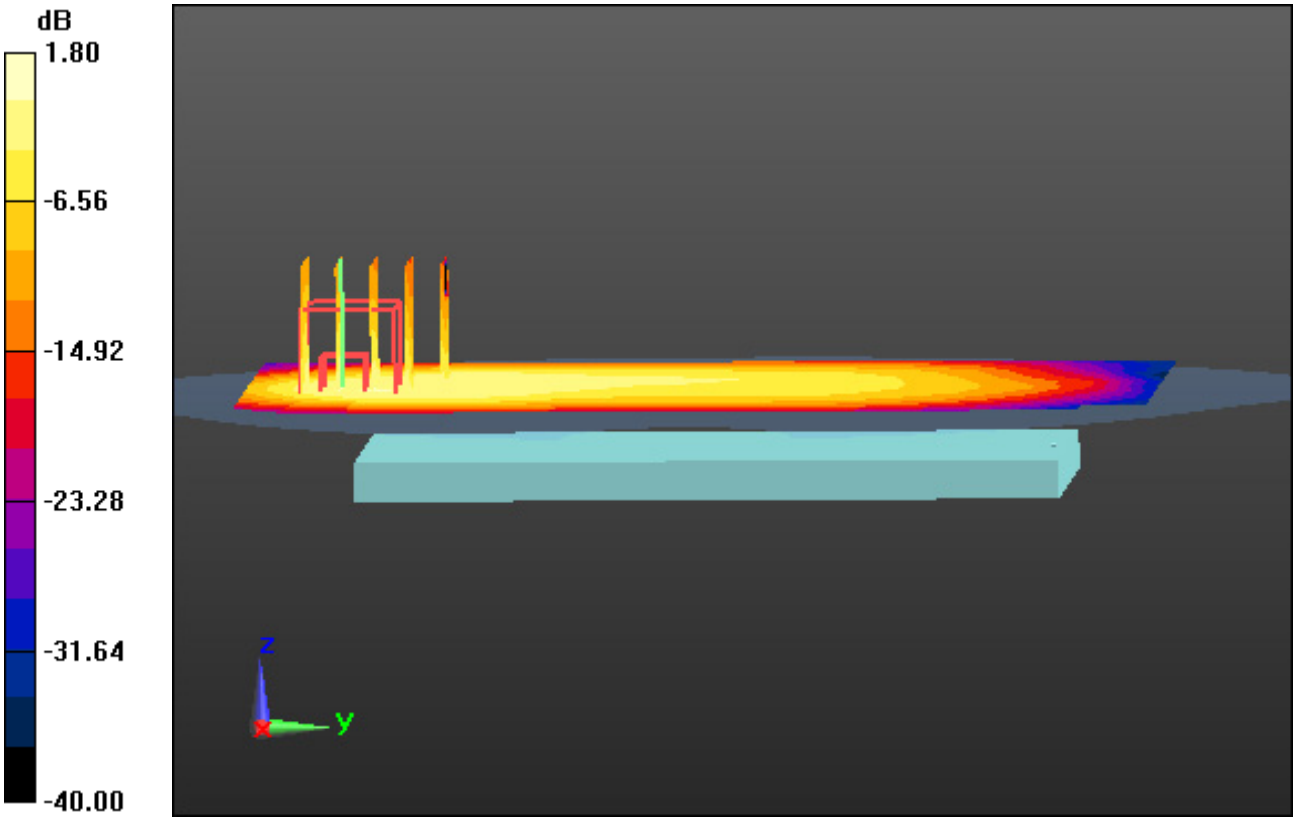

0 dB = 1.03 W/kg

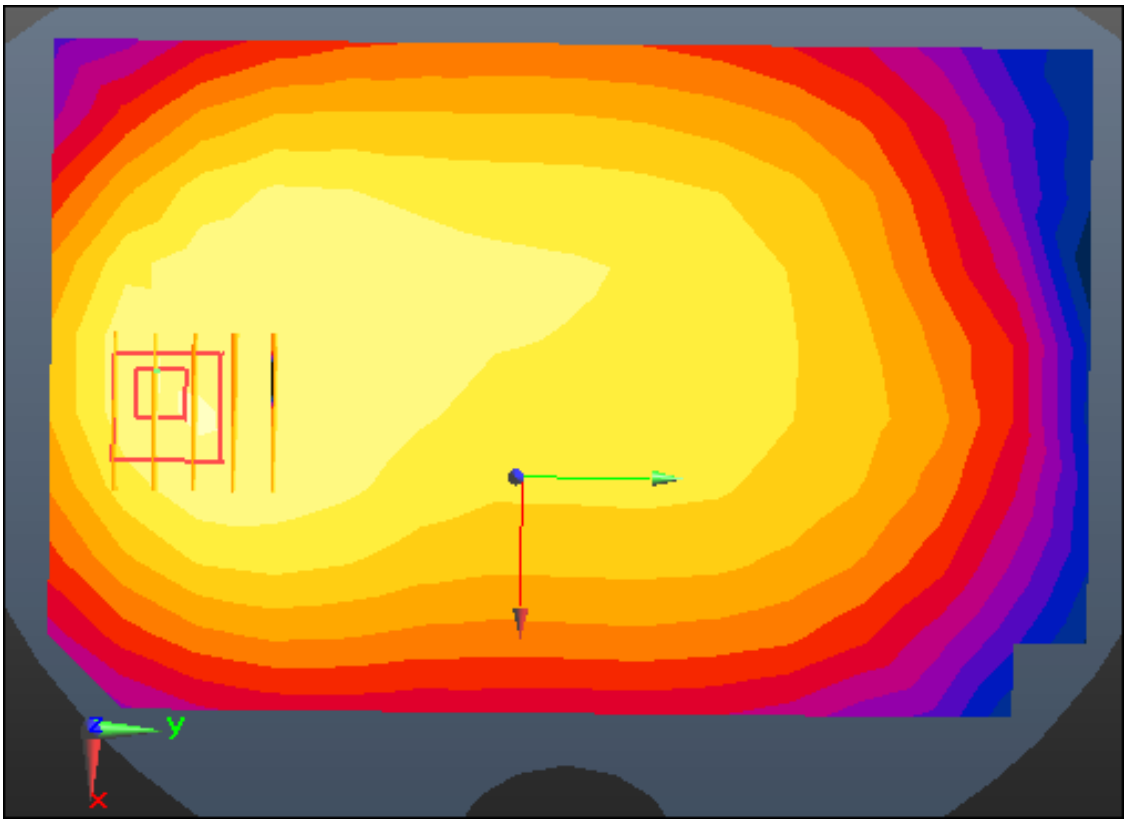

Enlarged Plot for A14

DT&C Co., Ltd.

DUT: OJ1928; Type: Bar

Communication System: UID 0, PCS 1900 (0); Frequency: 1880 MHz;Duty Cycle: 1:8.3
Medium parameters used: f = 1880 MHz; σ = 1.515 S/m; ε_r = 55.23; ρ = 1000 kg/m^3
Phantom section: Flat Section

DASY5 Configuration:
Probe: EX3DV4 - SN3933; ConvF(8.21, 8.21, 8.21); Calibrated: 9/25/2018; Electronics: DAE4 Sn1396
Sensor-Surface: 2mm (Mechanical Surface Detection)
Phantom: SAM with CRP_2016_07_22_middle; Type: QD000P40CD; Serial: TP:1786
Measurement SW: DASY52, Version 52.8 (8); SEMCAD X Version 14.6.10 (7331)

Test Date: 2019-04-16; Ambient Temp: 21.0; Tissue Temp: 21.8

1 cm space from Body, Rear, PCS1900 Ch. 661, Ant Internal

Area Scan (10x15x1): Measurement grid: dx=15mm, dy=15mm
Zoom Scan (5x5x7)/Cube 0: Measurement grid: dx=8mm, dy=8mm, dz=5mm
Power Drift = 0.01 dB
Peak SAR (extrapolated) = 0.781 W/kg
SAR(1 g) = 0.448 W/kg; SAR(10 g) = 0.239 W/kg

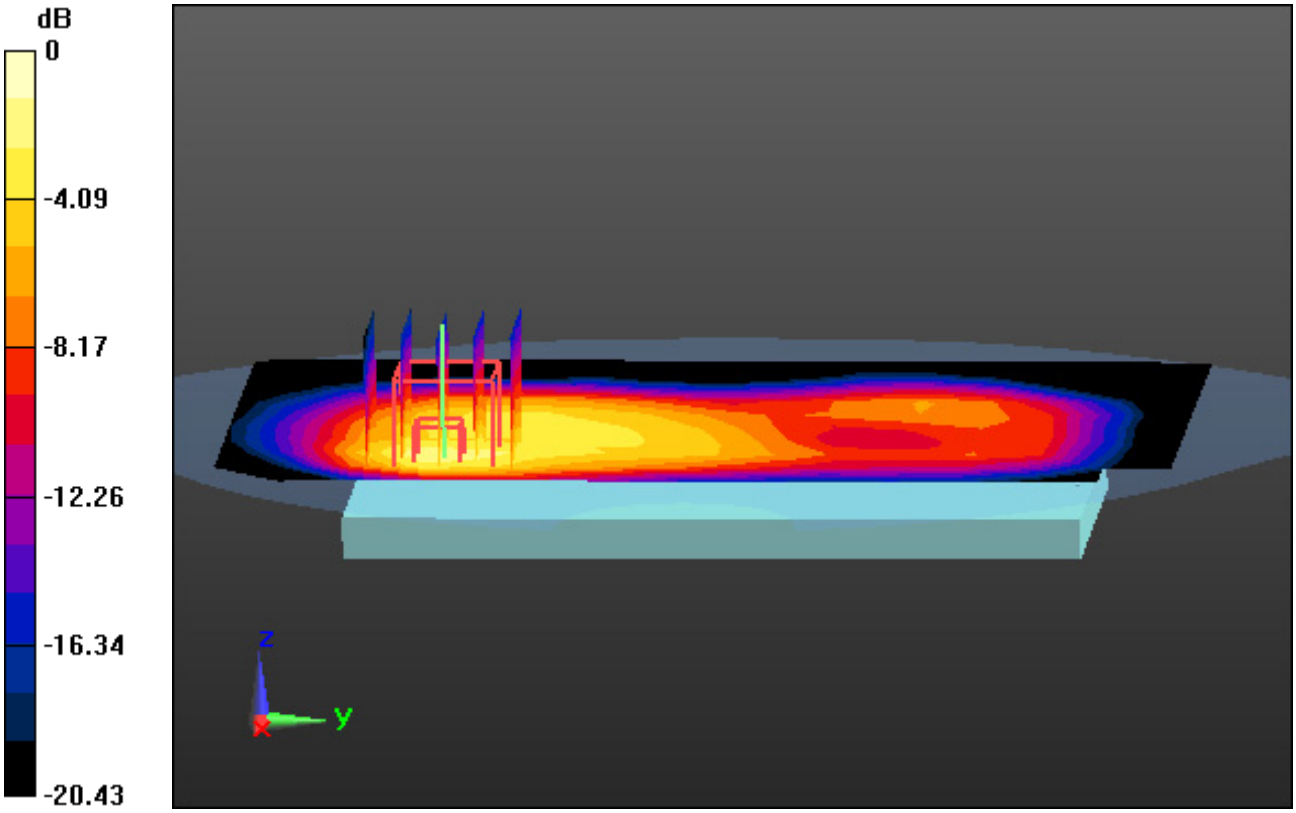

0 dB = 0.574 W/kg

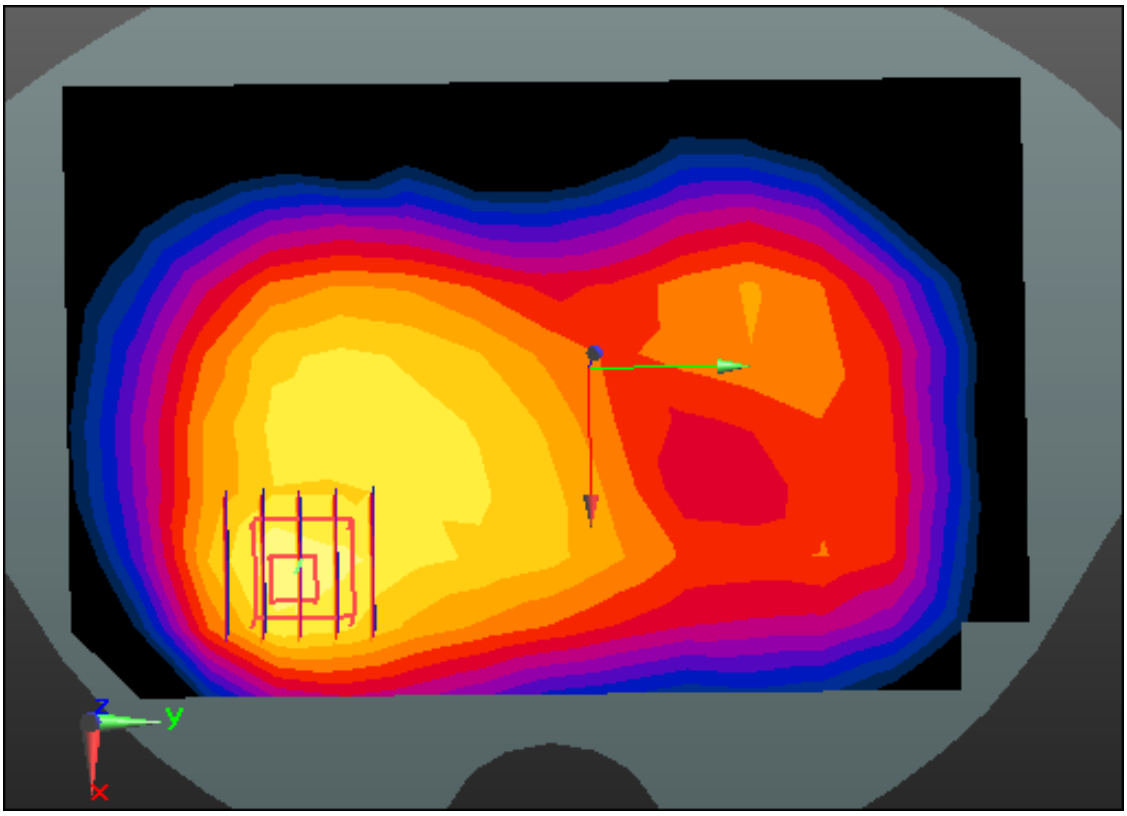

Enlarged Plot for A15

DT&C Co., Ltd.

DUT: OJ1928; Type: Bar

Communication System: UID 0, PCS1900_Class 11 (0); Frequency: 1880 MHz;Duty Cycle: 1:2.77
Medium parameters used: f = 1880 MHz; σ = 1.515 S/m; ε_r = 55.23; ρ = 1000 kg/m^3
Phantom section: Flat Section

DASY5 Configuration:
Probe: EX3DV4 - SN3933; ConvF(8.21, 8.21, 8.21); Calibrated: 9/25/2018; Electronics: DAE4 Sn1396
Sensor-Surface: 2mm (Mechanical Surface Detection)
Phantom: SAM with CRP_2016_07_22_middle; Type: QD000P40CD; Serial: TP:1786
Measurement SW: DASY52, Version 52.8 (8); SEMCAD X Version 14.6.10 (7331)

Test Date: 2019-04-16; Ambient Temp: 21.0; Tissue Temp: 21.8

1 cm space from Body, Rear, PCS1900 GPRS 3Tx Ch. 661, Ant Internal

Area Scan (10x15x1): Measurement grid: dx=15mm, dy=15mm
Zoom Scan (5x5x7)/Cube 0: Measurement grid: dx=8mm, dy=8mm, dz=5mm
Power Drift = -0.01 dB
Peak SAR (extrapolated) = 1.06 W/kg
SAR(1 g) = 0.611 W/kg; SAR(10 g) = 0.327 W/kg

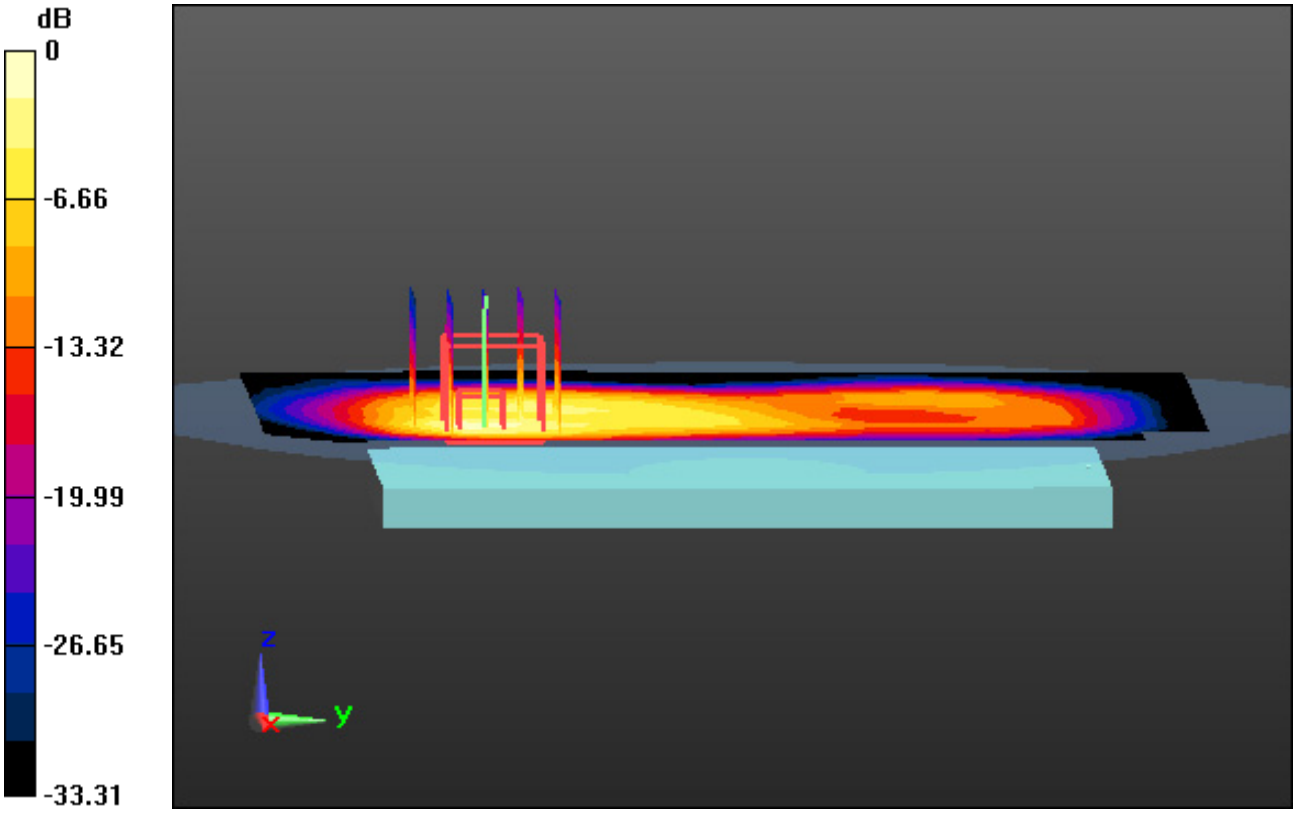

0 dB = 0.853 W/kg

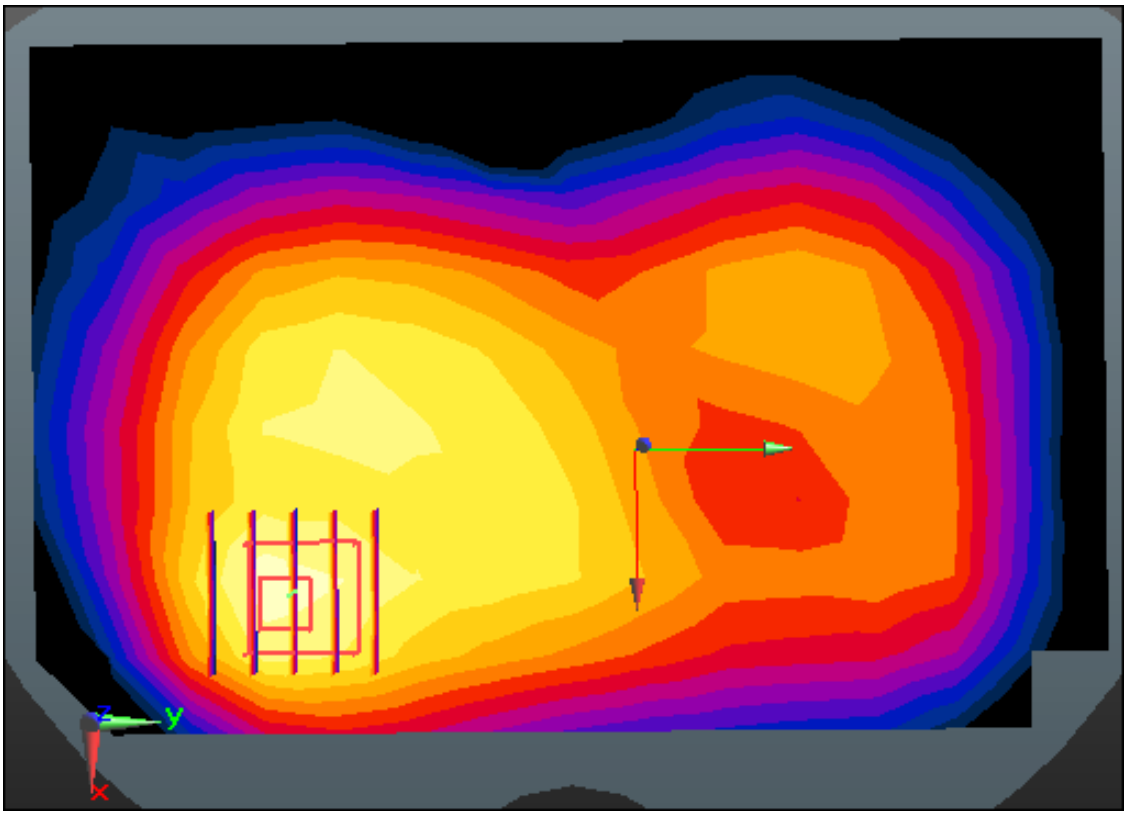

Enlarged Plot for A16

DT&C Co., Ltd.

DUT: OJ1928; Type: Bar

Communication System: UID 0, WCDMA 850 (0); Frequency: 836.6 MHz;Duty Cycle: 1:1
Medium parameters used: f = 836.6 MHz; σ = 0.991 S/m; ε_r = 54.546; ρ = 1000 kg/m^3
Phantom section: Flat Section

DASY5 Configuration:
Probe: EX3DV4 - SN3933; ConvF(10.27, 10.27, 10.27); Calibrated: 9/25/2018; Electronics: DAE4 Sn1396
Sensor-Surface: 2mm (Mechanical Surface Detection)
Phantom: SAM with CRP_2016_07_22_middle; Type: QD000P40CD; Serial: TP:1786
Measurement SW: DASY52, Version 52.8 (8); SEMCAD X Version 14.6.10 (7331)

Test Date: 2019-04-17; Ambient Temp: 21.4; Tissue Temp: 22.1

1 cm space from Body, Rear, WCDMA Band 5 Ch. 4183, Ant Internal

Area Scan (10x15x1): Measurement grid: dx=15mm, dy=15mm
Zoom Scan (5x5x7)/Cube 0: Measurement grid: dx=8mm, dy=8mm, dz=5mm
Power Drift = -0.02 dB
Peak SAR (extrapolated) = 0.847 W/kg
SAR(1 g) = 0.495 W/kg; SAR(10 g) = 0.284 W/kg

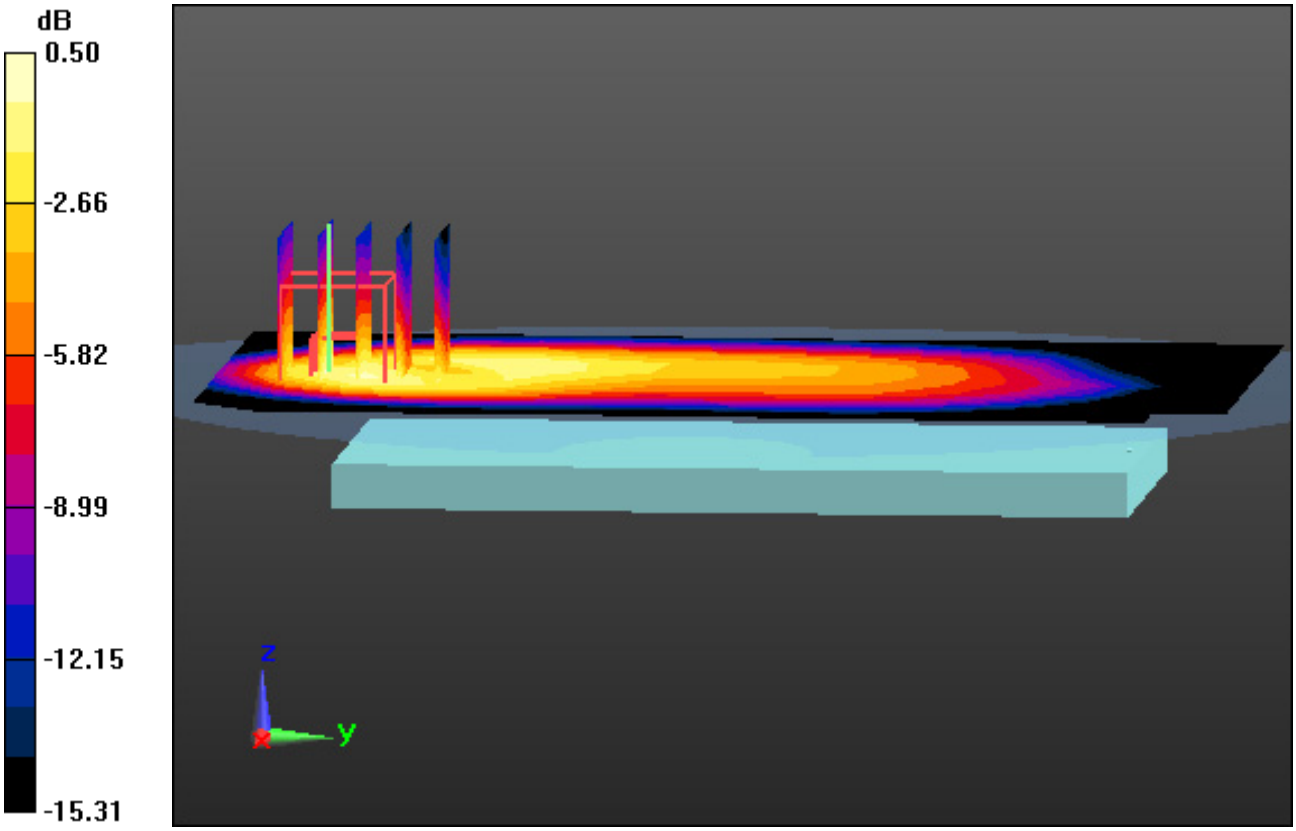

0 dB = 0.630 W/kg

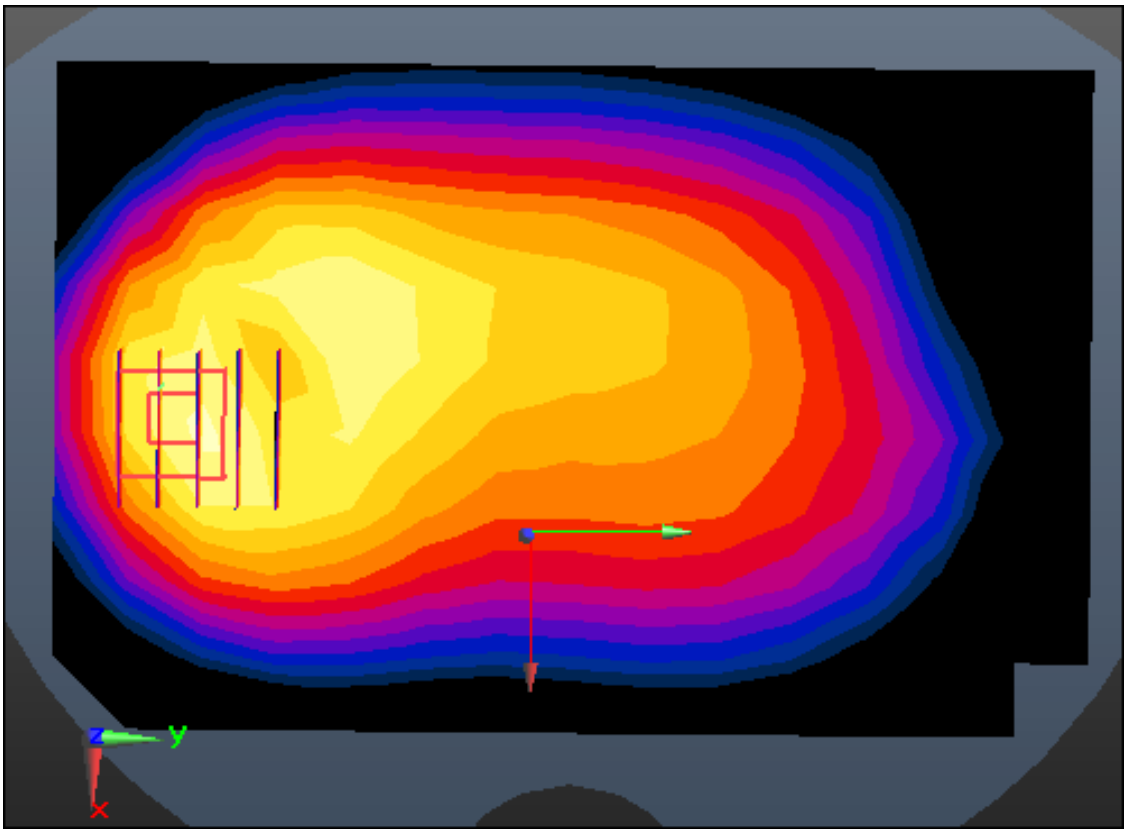

Enlarged Plot for A17

DT&C Co., Ltd.

DUT: OJ1928; Type: Bar

Communication System: UID 0, LTE Band 12 (0); Frequency: 707.5 MHz;Duty Cycle: 1:1
Medium parameters used: f = 707.5 MHz; σ = 0.93 S/m; ε_r = 56.281; ρ = 1000 kg/m^3
Phantom section: Flat Section

DASY5 Configuration:
Probe: EX3DV4 - SN3933; ConvF(10.43, 10.43, 10.43); Calibrated: 9/25/2018; Electronics: DAE4 Sn1396
Sensor-Surface: 2mm (Mechanical Surface Detection)
Phantom: SAM with CRP_2016_07_22_middle; Type: QD000P40CD; Serial: TP:1786
Measurement SW: DASY52, Version 52.8 (8); SEMCAD X Version 14.6.10 (7331)

Test Date: 2019-04-19; Ambient Temp: 21.4; Tissue Temp: 22.1

1 cm space from Body, Front, LTE Band 12 Ch. 23095, Ant Internal

Mode : BandWidth 10 MHz, QPSK, RB Size: 1

Area Scan (10x15x1): Measurement grid: dx=15mm, dy=15mm
Zoom Scan (5x5x7)/Cube 0: Measurement grid: dx=8mm, dy=8mm, dz=5mm
Power Drift = -0.04 dB
Peak SAR (extrapolated) = 0.436 W/kg
SAR(1 g) = 0.318 W/kg; SAR(10 g) = 0.235 W/kg

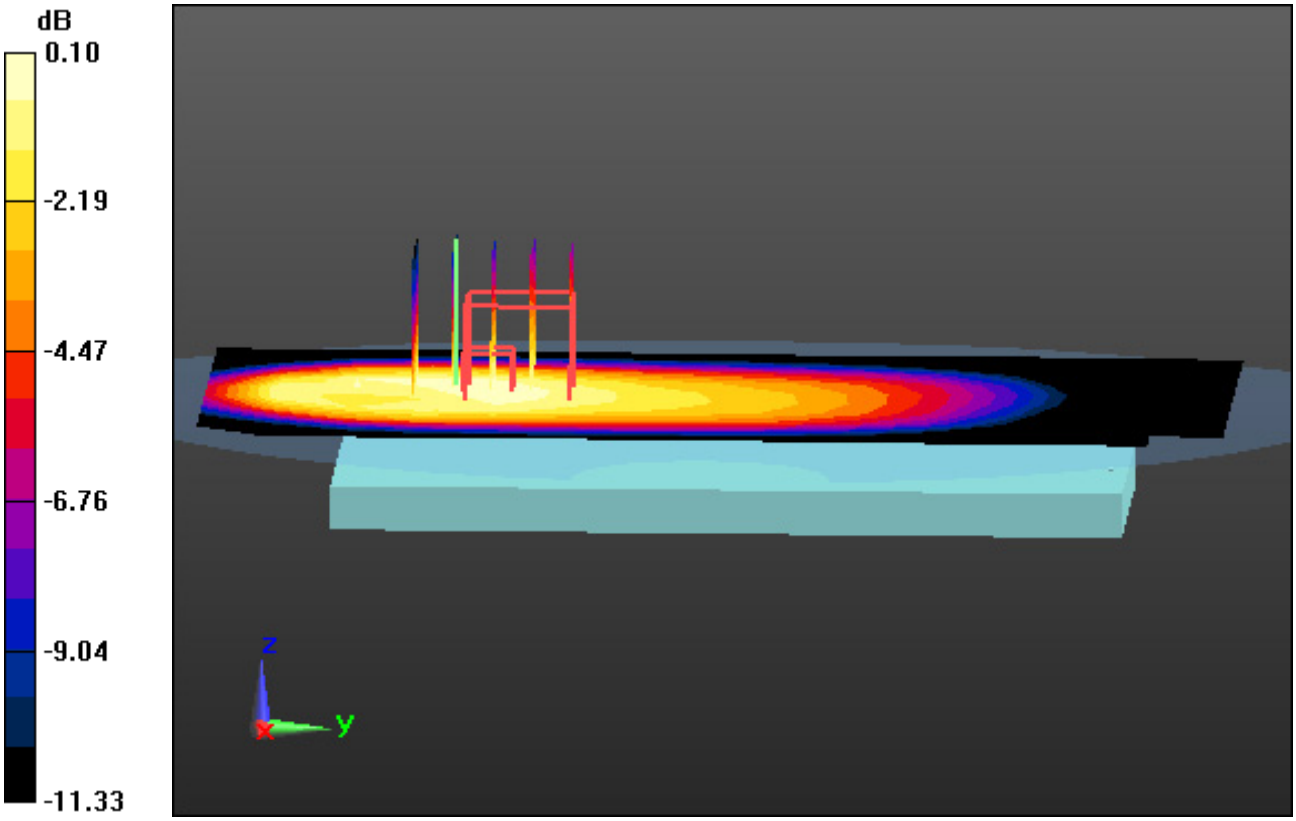

0 dB = 0.377 W/kg

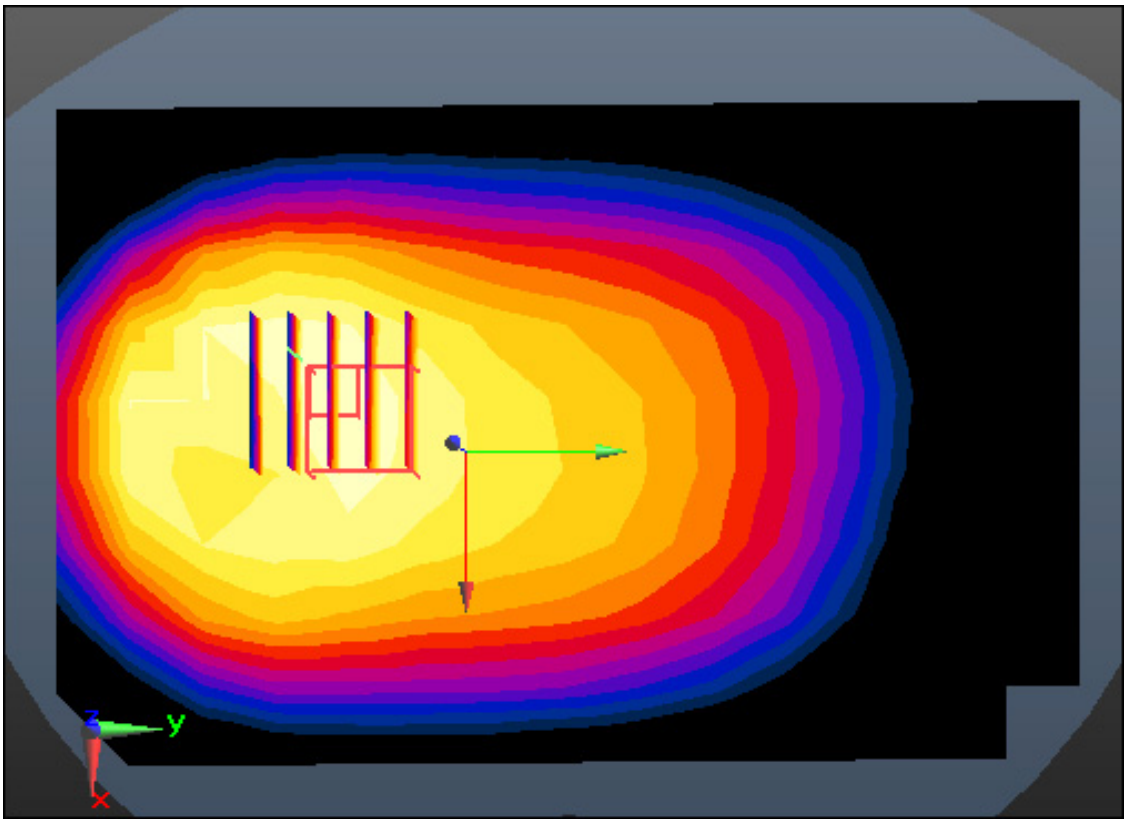

Enlarged Plot for A18

DT&C Co., Ltd.

DUT: OJ1928; Type: Bar

Communication System: UID 0, LTE Band 5(FCC) (0); Frequency: 836.5 MHz;Duty Cycle: 1:1
Medium parameters used: f = 836.5 MHz; σ = 0.987 S/m; ε_r = 54.373; ρ = 1000 kg/m^3
Phantom section: Flat Section

DASY5 Configuration:
Probe: EX3DV4 - SN3933; ConvF(10.27, 10.27, 10.27); Calibrated: 9/25/2018; Electronics: DAE4 Sn1396
Sensor-Surface: 2mm (Mechanical Surface Detection)
Phantom: SAM with CRP_2016_07_22_middle; Type: QD000P40CD; Serial: TP:1786
Measurement SW: DASY52, Version 52.8 (8); SEMCAD X Version 14.6.10 (7331)

Test Date: 2019-04-18; Ambient Temp: 21.2; Tissue Temp: 21.9

1 cm space from Body, Front, LTE Band 5 Ch. 20525, Ant Internal

Mode : BandWidth 10 MHz, QPSK, RB Size: 1

Area Scan (10x15x1): Measurement grid: dx=15mm, dy=15mm
Zoom Scan (5x5x7)/Cube 0: Measurement grid: dx=8mm, dy=8mm, dz=5mm
Power Drift = 0.08 dB
Peak SAR (extrapolated) = 0.718 W/kg
SAR(1 g) = 0.419 W/kg; SAR(10 g) = 0.241 W/kg

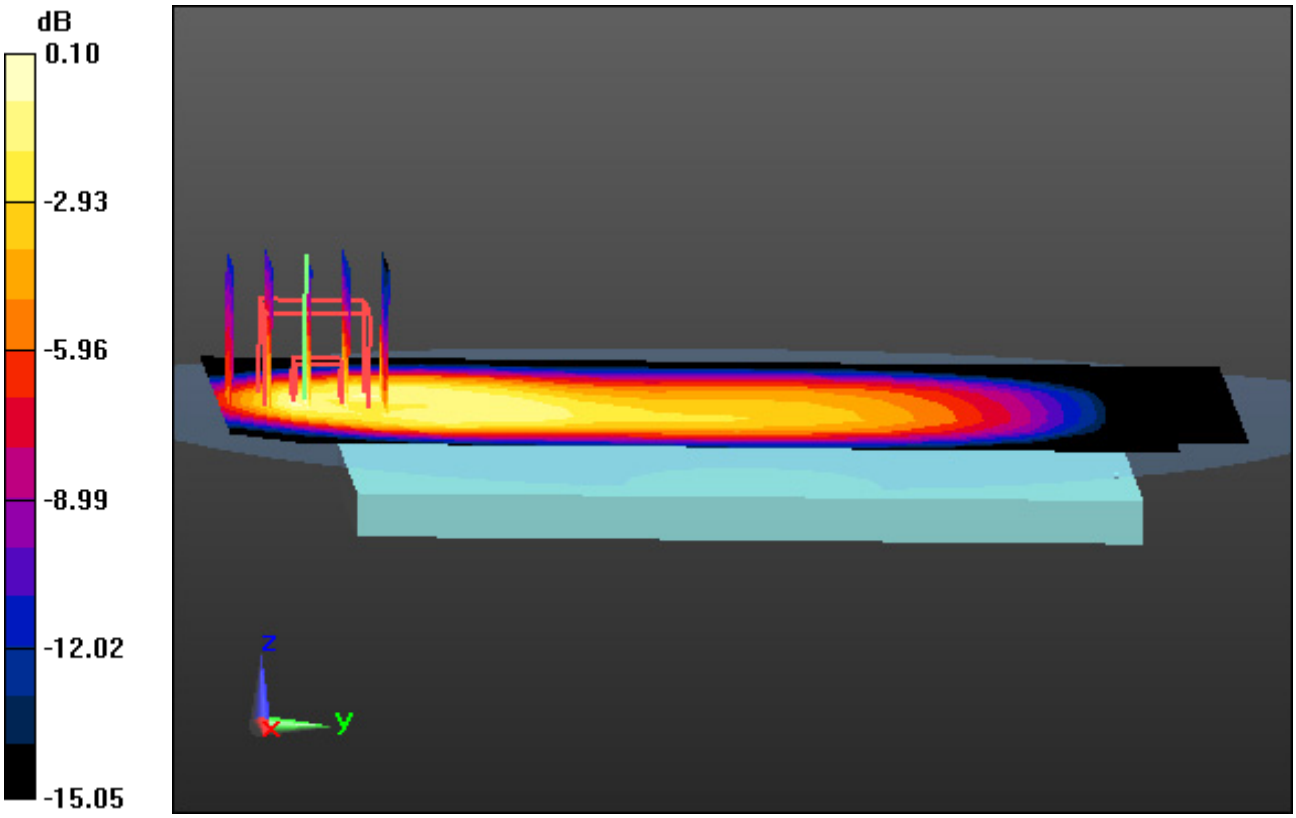

0 dB = 0.526 W/kg

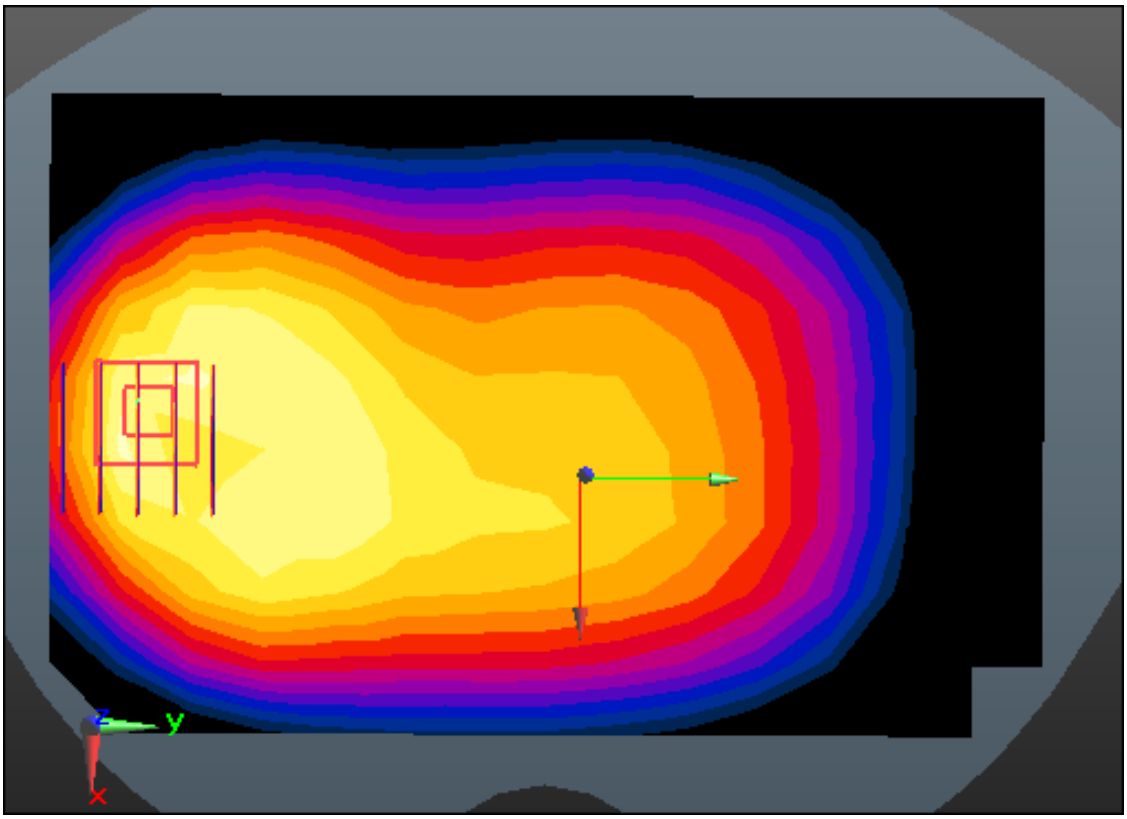

Enlarged Plot for A19

DT&C Co., Ltd.

DUT: OJ1928; Type: Bar

Communication System: UID 0, 2.4 GHz W-LAN (0); Frequency: 2412 MHz;Duty Cycle: 1:1
Medium parameters used: f = 2412 MHz; σ = 1.923 S/m; ε_r = 53.584; ρ = 1000 kg/m^3
Phantom section: Flat Section

DASY5 Configuration:
Probe: EX3DV4 - SN3933; ConvF(7.75, 7.75, 7.75); Calibrated: 9/25/2018; Electronics: DAE4 Sn1396
Sensor-Surface: 2mm (Mechanical Surface Detection)
Phantom: SAM with CRP_2016_07_22_middle; Type: QD000P40CD; Serial: TP:1786
Measurement SW: DASY52, Version 52.8 (8); SEMCAD X Version 14.6.10 (7331)

Test Date: 2019-04-12; Ambient Temp: 21.2; Tissue Temp: 21.6

1 cm space from Body, Front, WLAN(802.11b) Ch. 1, Ant Internal

Area Scan (12x19x1): Measurement grid: dx=12mm, dy=12mm
Zoom Scan (7x7x7)/Cube 0: Measurement grid: dx=5mm, dy=5mm, dz=5mm
Power Drift = 0.06 dB
Peak SAR (extrapolated) = 0.321 W/kg
SAR(1 g) = 0.177 W/kg; SAR(10 g) = 0.095 W/kg

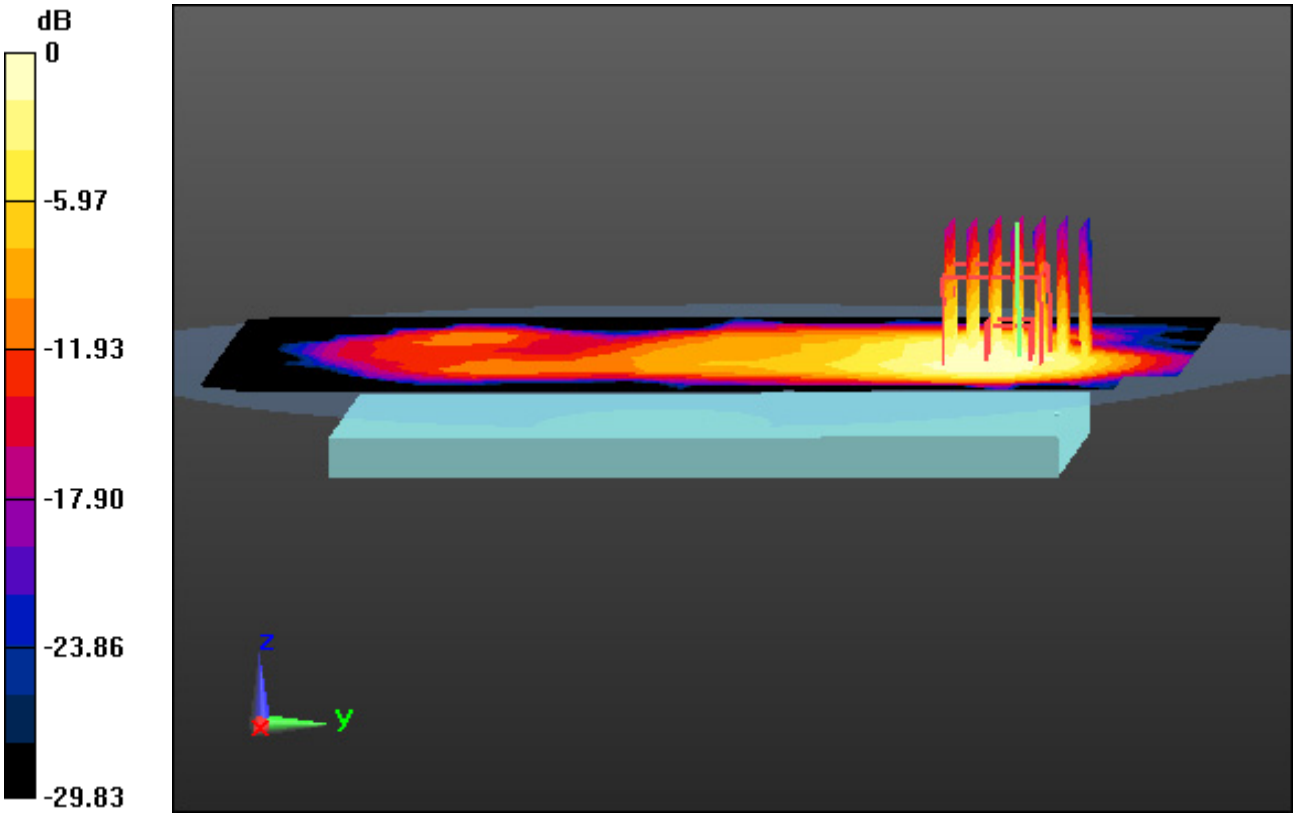

0 dB = 0.250 W/kg

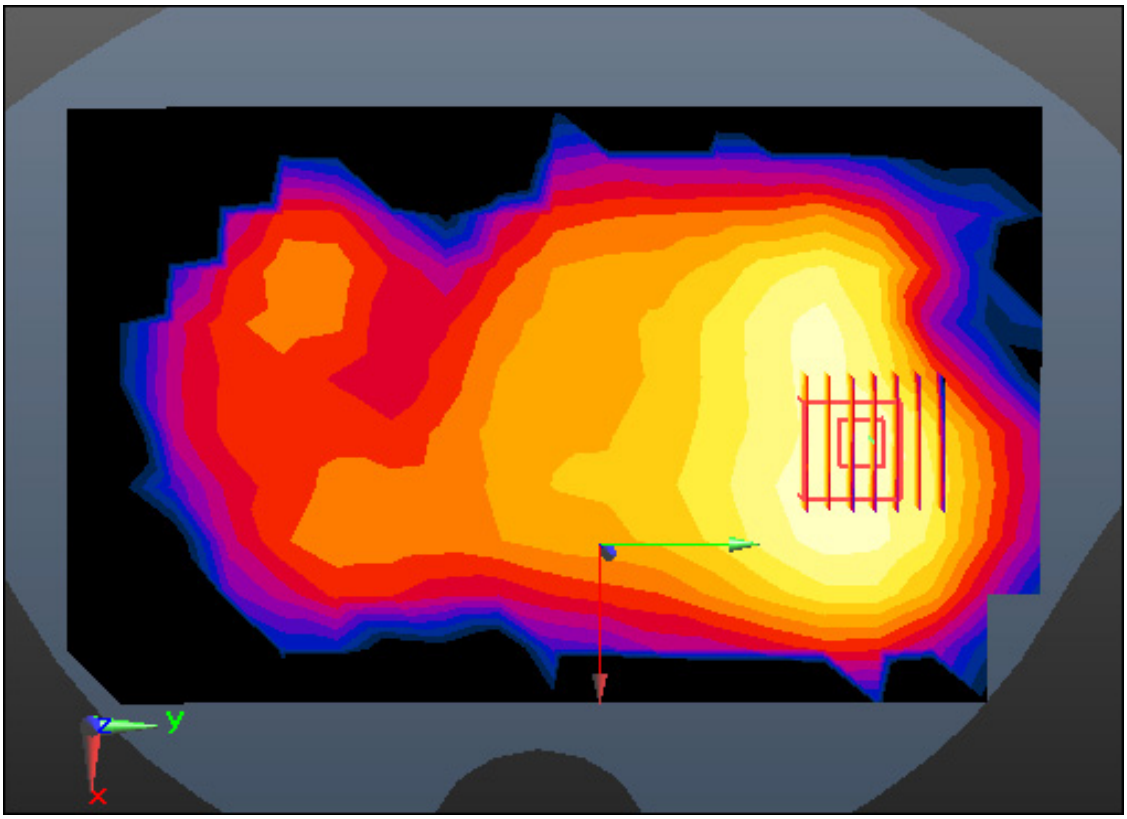

Enlarged Plot for A20

DT&C Co., Ltd.

DUT: OJ1928; Type: Bar

Communication System: UID 0, W-LAN 5G (0); Frequency: 5300 MHz; Duty Cycle: 1:1
Medium parameters used: f = 5300 MHz; σ = 5.522 S/m; ε_r = 48.212; ρ = 1000 kg/m^3
Phantom section: Flat Section

DASY5 Configuration:
Probe: EX3DV4 - SN3930; ConvF(4.47, 4.47, 4.47); Calibrated: 7/26/2018; Electronics: DAE4 Sn1335
Sensor-Surface: 1.4mm (Mechanical Surface Detection)
Phantom: Twin-SAM V5.0 ; Type: QD 000 P40 CD; Serial: 1679
Measurement SW: DASY52, Version 52.8 (8); SEMCAD X Version 14.6.10 (7331)

Test Date: 2019-04-19; Ambient Temp: 21.2; Tissue Temp: 21.5

1 cm space from Body, Rear, WLAN(802.11a) Ch. 60, Ant. Internal

Area Scan (15x23x1): Measurement grid: dx=10mm, dy=10mm
Zoom Scan (8x8x7)/Cube 0: Measurement grid: dx=4mm, dy=4mm, dz=1.4mm, Graded Ratio: 1.4
Power Drift = -0.10 dB
Peak SAR (extrapolated) = 0.876 W/kg
SAR(1 g) = 0.232 W/kg; SAR(10 g) = 0.076 W/kg

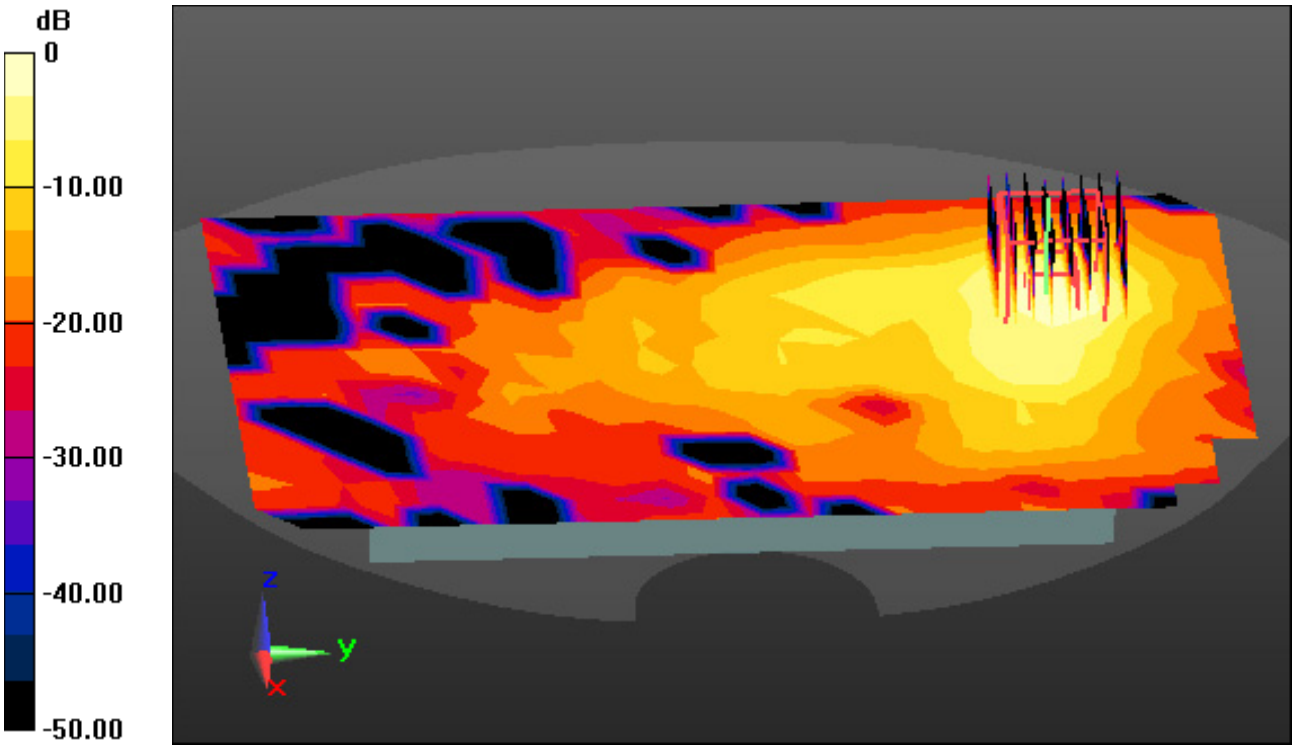

0 dB = 0.546 W/kg

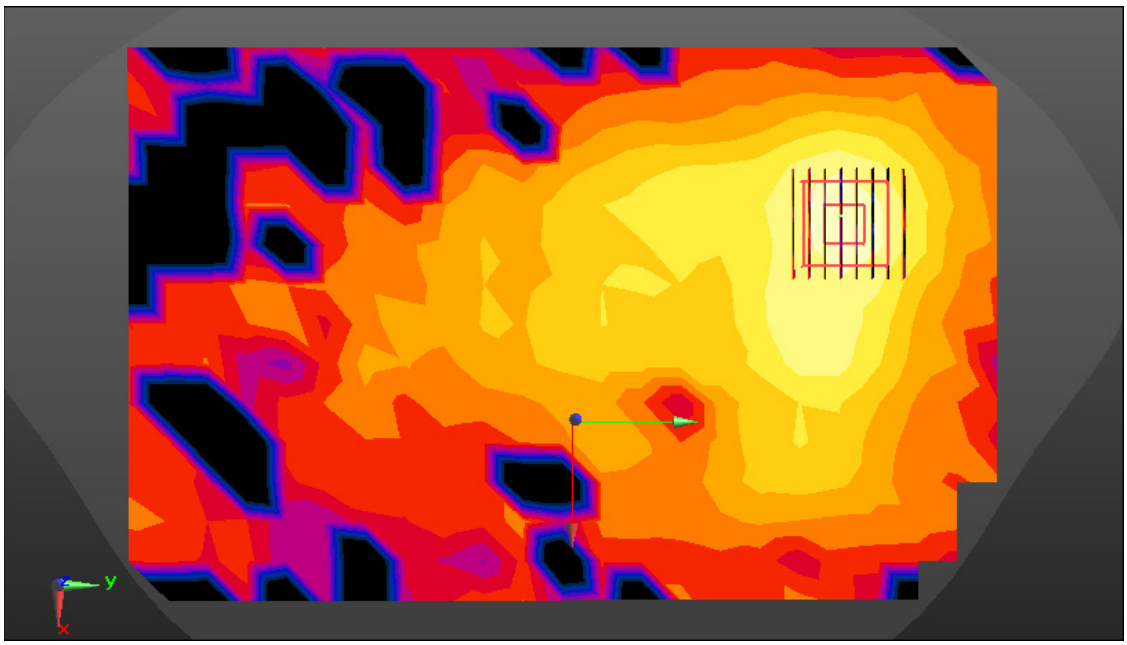

Enlarged Plot for A21

DT&C Co., Ltd.

DUT: OJ1928; Type: Bar

Communication System: UID 0, W-LAN 5G (0); Frequency: 5700 MHz; Duty Cycle: 1:1
Medium parameters used: f = 5700 MHz; σ = 5.716 S/m; ε_r = 48.047; ρ = 1000 kg/m^3
Phantom section: Flat Section

DASY5 Configuration:
Probe: EX3DV4 - SN3930; ConvF(4.09, 4.09, 4.09); Calibrated: 7/26/2018; Electronics: DAE4 Sn1335
Sensor-Surface: 1.4mm (Mechanical Surface Detection)
Phantom: Twin-SAM V5.0 ; Type: QD 000 P40 CD; Serial: 1679
Measurement SW: DASY52, Version 52.8 (8); SEMCAD X Version 14.6.10 (7331)

Test Date: 2019-04-22; Ambient Temp: 21.1; Tissue Temp: 21.2

1 cm space from Body, Rear, WLAN(802.11a) Ch. 140, Ant. Internal

Area Scan (15x23x1): Measurement grid: dx=10mm, dy=10mm
Zoom Scan (8x8x7)/Cube 0: Measurement grid: dx=4mm, dy=4mm, dz=1.4mm, Graded Ratio: 1.4
Power Drift = 0.05 dB
Peak SAR (extrapolated) = 1.20 W/kg
SAR(1 g) = 0.287 W/kg; SAR(10 g) = 0.093 W/kg

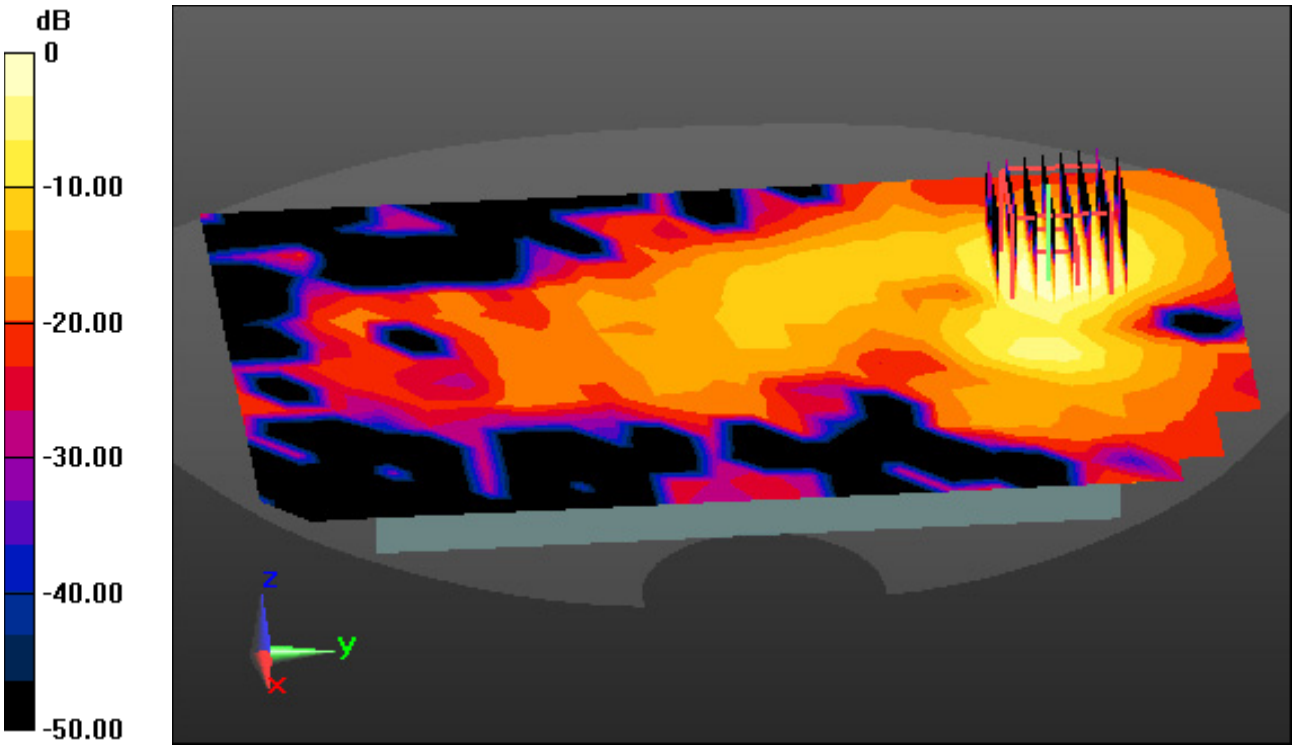

0 dB = 0.699 W/kg

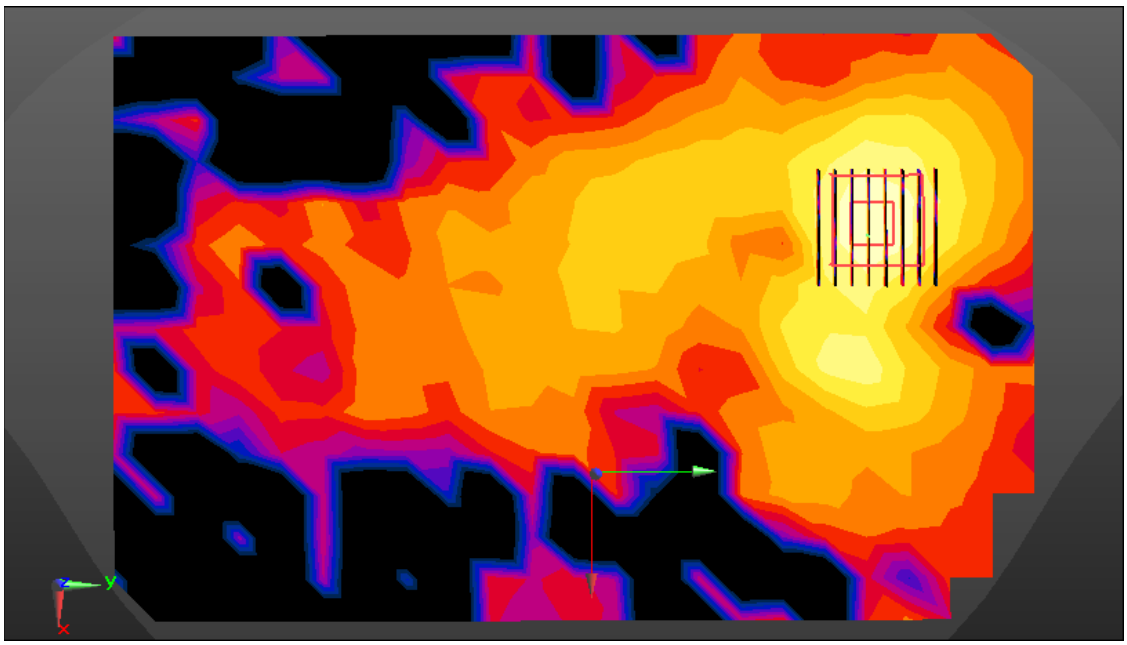

Enlarged Plot for A22

DT&C Co., Ltd.

DUT: OJ1928; Type: Bar

Communication System: UID 0, W-LAN 5G (0); Frequency: 5825 MHz; Duty Cycle: 1:1
Medium parameters used: f = 5825 MHz; σ = 5.839 S/m; ε_r = 47.56; ρ = 1000 kg/m^3
Phantom section: Flat Section

DASY5 Configuration:
Probe: EX3DV4 - SN3930; ConvF(4.14, 4.14, 4.14); Calibrated: 7/26/2018; Electronics: DAE4 Sn1335
Sensor-Surface: 1.4mm (Mechanical Surface Detection)
Phantom: Twin-SAM V5.0 ; Type: QD 000 P40 CD; Serial: 1679
Measurement SW: DASY52, Version 52.8 (8); SEMCAD X Version 14.6.10 (7331)

Test Date: 2019-04-23; Ambient Temp: 21.0; Tissue Temp: 21.3

1 cm space from Body, Rear, WLAN(802.11a) Ch. 165, Ant. Internal

Area Scan (15x23x1): Measurement grid: dx=10mm, dy=10mm
Zoom Scan (8x8x7)/Cube 0: Measurement grid: dx=4mm, dy=4mm, dz=1.4mm, Graded Ratio: 1.4
Power Drift = -0.12 dB
Peak SAR (extrapolated) = 1.12 W/kg
SAR(1 g) = 0.267 W/kg; SAR(10 g) = 0.091 W/kg

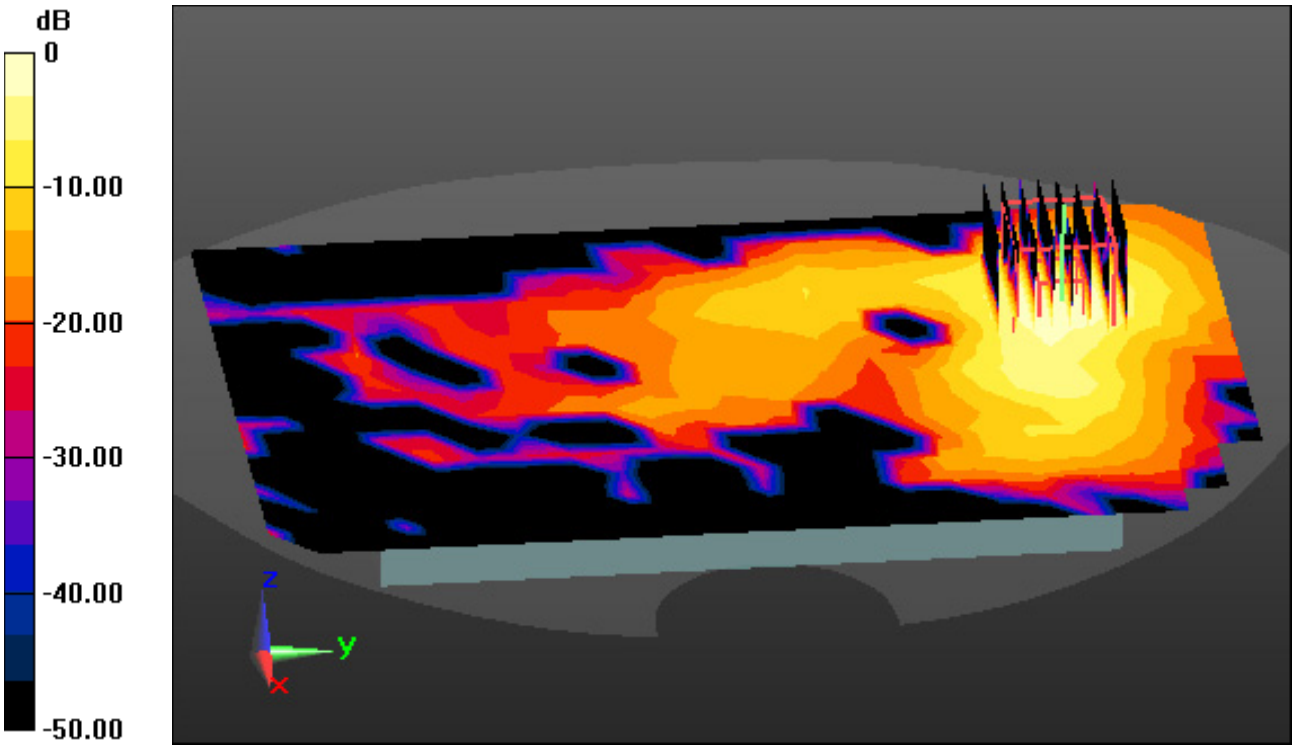

0 dB = 0.657 W/kg

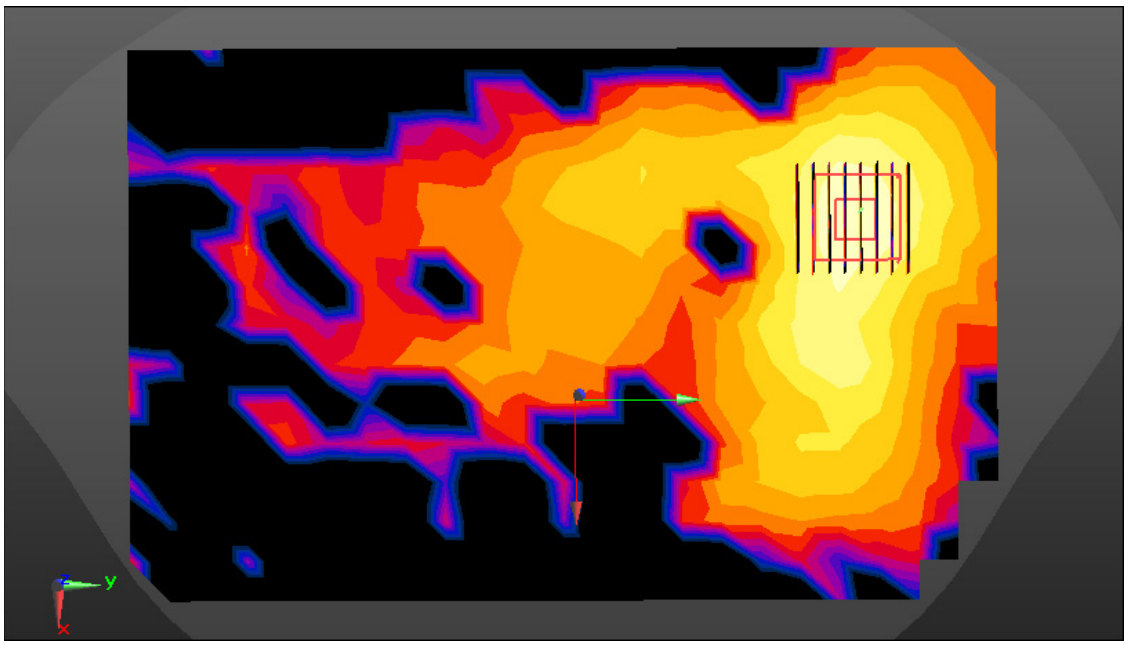

Enlarged Plot for A23

DT&C Co., Ltd.

DUT: OJ1928; Type: Bar

Communication System: UID 0, Bluetooth (0); Frequency: 2441 MHz;Duty Cycle: 1:1.302
Medium parameters used: f = 2441 MHz; σ = 1.968 S/m; ε_r = 53.563; ρ = 1000 kg/m^3
Phantom section: Flat Section

DASY5 Configuration:
Probe: EX3DV4 - SN3933; ConvF(7.75, 7.75, 7.75); Calibrated: 9/25/2018; Electronics: DAE4 Sn1396
Sensor-Surface: 2mm (Mechanical Surface Detection)
Phantom: SAM with CRP_2016_07_22_middle; Type: QD000P40CD; Serial: TP:1786
Measurement SW: DASY52, Version 52.8 (8); SEMCAD X Version 14.6.10 (7331)

Test Date: 2019-04-12; Ambient Temp: 21.2; Tissue Temp: 21.6

1 cm space from Body, Rear, Bluetooth BDR 1M Ch. 39, Ant Internal

Area Scan (12x19x1): Measurement grid: dx=12mm, dy=12mm
Zoom Scan (7x7x7)/Cube 0: Measurement grid: dx=5mm, dy=5mm, dz=5mm
Power Drift = 0.15 dB
Peak SAR (extrapolated) = 0.110 W/kg
SAR(1 g) = 0.059 W/kg; SAR(10 g) = 0.030 W/kg

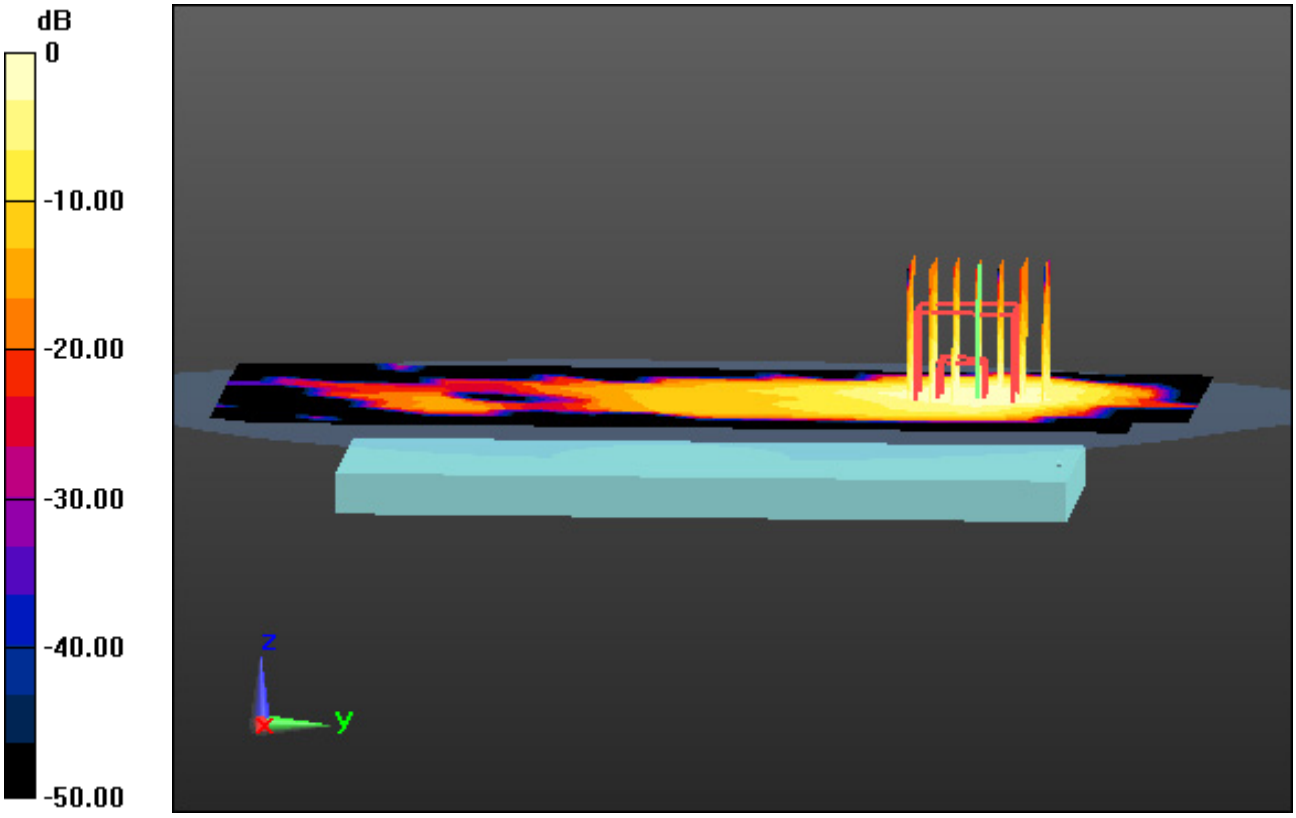

0 dB = 0.0853 W/kg

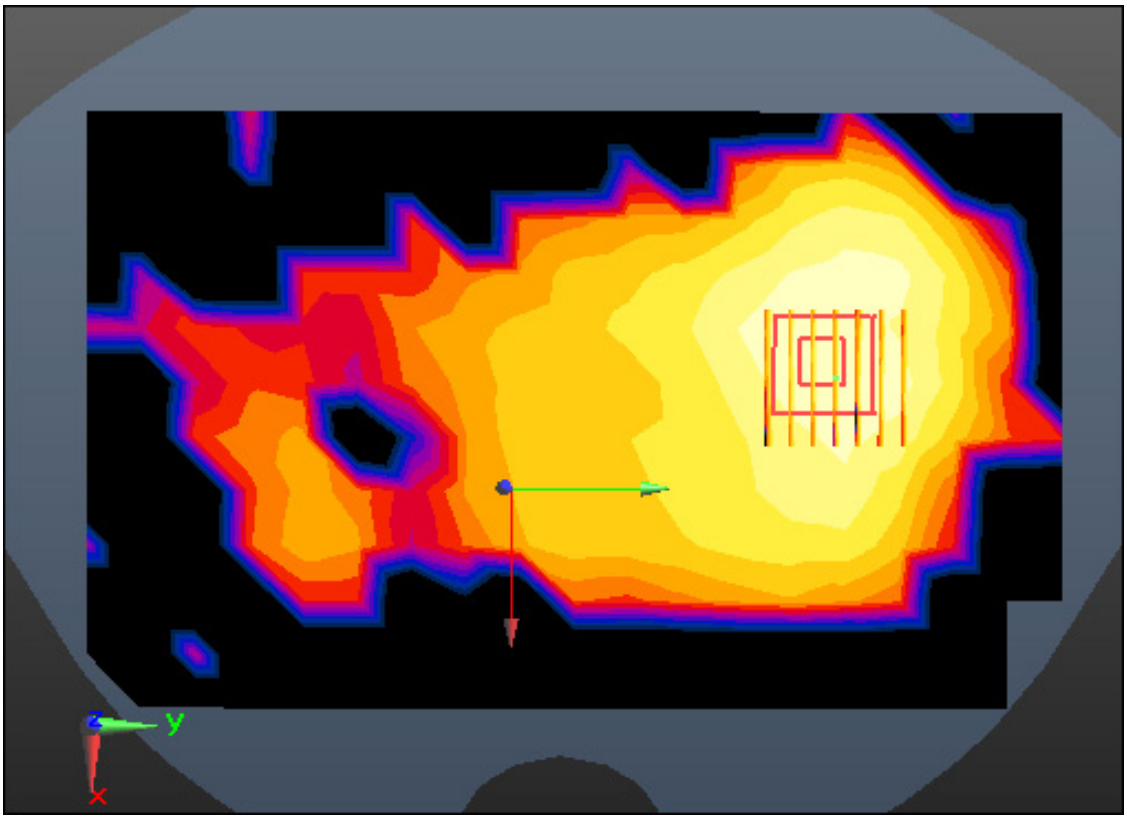

Enlarged Plot for A24

DT&C Co., Ltd.

DUT: OJ1928; Type: Bar

Communication System: UID 0, PCS1900_Class 11 (0); Frequency: 1909.8 MHz;Duty Cycle: 1:2.77
Medium parameters used: f = 1909.8 MHz; σ = 1.536 S/m; ε_r = 55.083; ρ = 1000 kg/m^3
Phantom section: Flat Section

DASY5 Configuration:
Probe: EX3DV4 - SN3933; ConvF(8.21, 8.21, 8.21); Calibrated: 9/25/2018; Electronics: DAE4 Sn1396
Sensor-Surface: 2mm (Mechanical Surface Detection)
Phantom: SAM with CRP_2016_07_22_middle; Type: QD000P40CD; Serial: TP:1786
Measurement SW: DASY52, Version 52.8 (8); SEMCAD X Version 14.6.10 (7331)

Test Date: 2019-04-16; Ambient Temp: 21.0; Tissue Temp: 21.8

1 cm space from Body, Bottom, PCS1900 GPRS 3TxCh. 810, Ant Internal

Area Scan (6x10x1): Measurement grid: dx=15mm, dy=15mm
Zoom Scan (5x5x7)/Cube 0: Measurement grid: dx=8mm, dy=8mm, dz=5mm
Power Drift = -0.06 dB
Peak SAR (extrapolated) = 2.10 W/kg
SAR(1 g) = 1.18 W/kg; SAR(10 g) = 0.610 W/kg

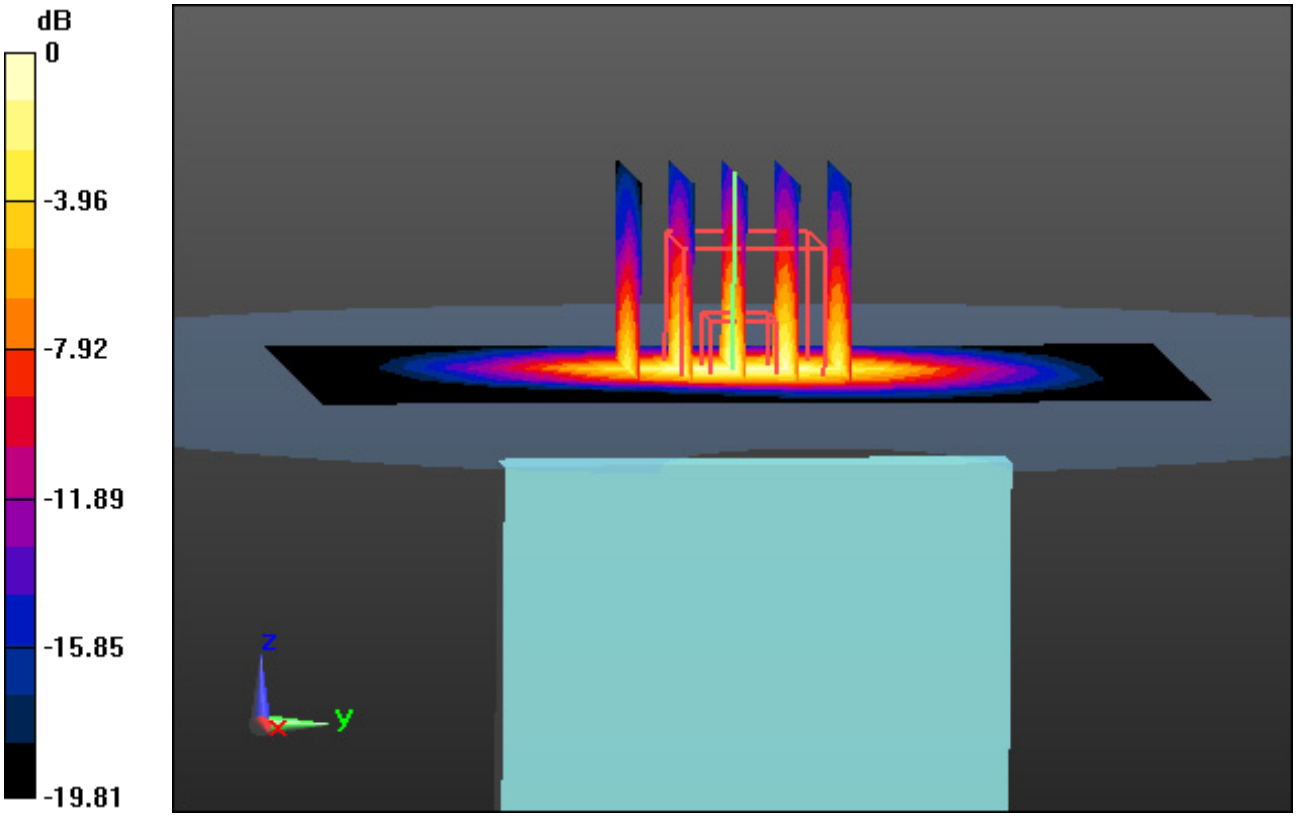

0 dB = 1.67 W/kg

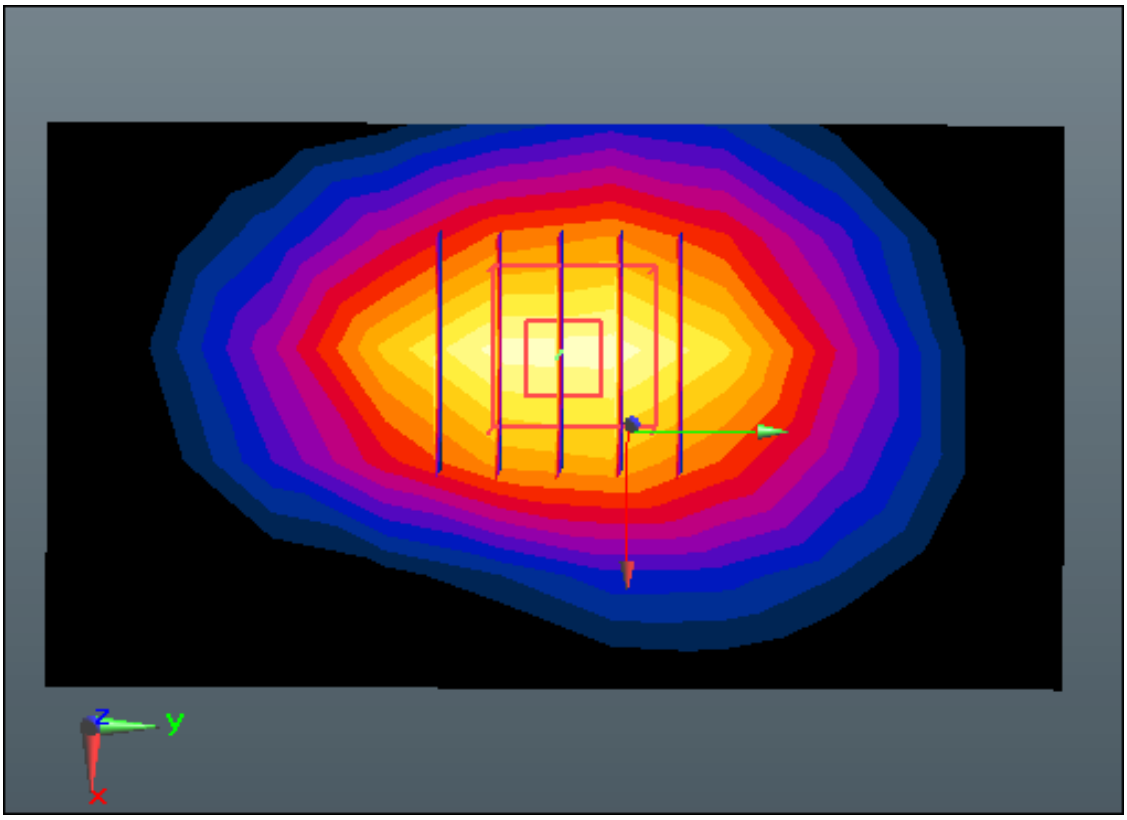

Enlarged Plot for A25

DT&C Co., Ltd.

DUT: OJ1928; Type: Bar

Communication System: UID 0, W-LAN 5G (0); Frequency: 5200 MHz; Duty Cycle: 1:1
Medium parameters used: f = 5200 MHz; σ = 5.22 S/m; ε_r = 49.805; ρ = 1000 kg/m^3
Phantom section: Flat Section

DASY5 Configuration:
Probe: EX3DV4 - SN3930; ConvF(4.61, 4.61, 4.61); Calibrated: 7/26/2018; Electronics: DAE4 Sn1335
Sensor-Surface: 1.4mm (Mechanical Surface Detection)
Phantom: Twin-SAM V5.0 ; Type: QD 000 P40 CD; Serial: 1679
Measurement SW: DASY52, Version 52.8 (8); SEMCAD X Version 14.6.10 (7331)

Test Date: 2019-04-18; Ambient Temp: 20.9; Tissue Temp: 21.3

1 cm space from Body, Rear, WLAN(802.11a) Ch. 40, Ant. Internal

Area Scan (15x23x1): Measurement grid: dx=10mm, dy=10mm
Zoom Scan (8x8x7)/Cube 0: Measurement grid: dx=4mm, dy=4mm, dz=1.4mm, Graded Ratio: 1.4
Power Drift = 0.09 dB
Peak SAR (extrapolated) = 0.649 W/kg
SAR(1 g) = 0.170 W/kg; SAR(10 g) = 0.056 W/kg

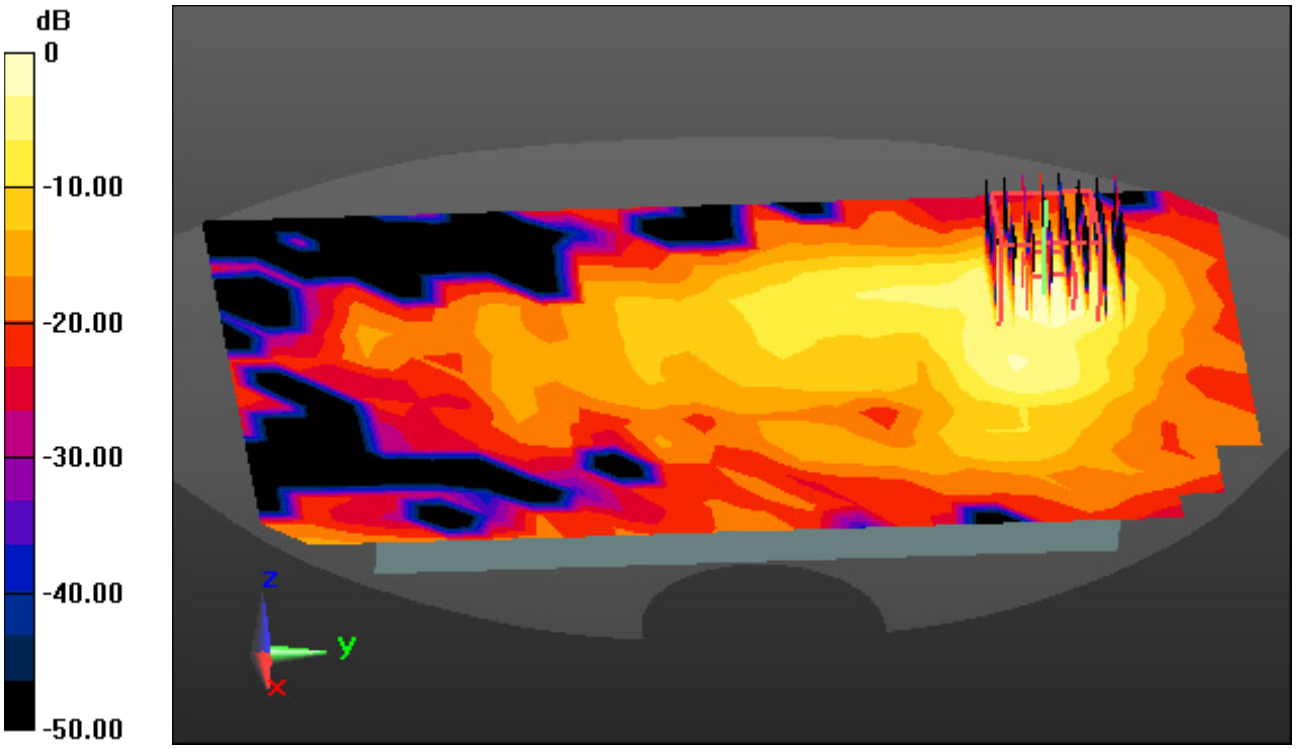

0 dB = 0.411 W/kg

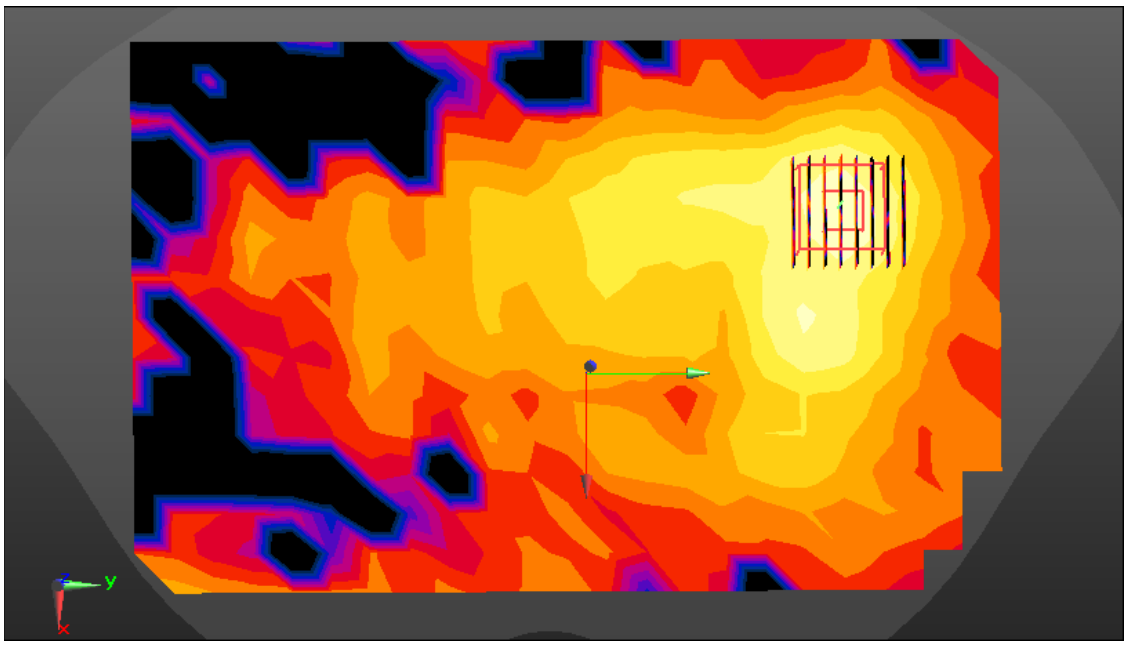

Enlarged Plot for A26

DT&C Co., Ltd.

DUT: OJ1928; Type: Bar

Communication System: UID 0, W-LAN 5G (0); Frequency: 5785 MHz; Duty Cycle: 1:1
Medium parameters used: f = 5785 MHz; σ = 5.797 S/m; ε_r = 47.62; ρ = 1000 kg/m^3
Phantom section: Flat Section

DASY5 Configuration:
Probe: EX3DV4 - SN3930; ConvF(4.14, 4.14, 4.14); Calibrated: 7/26/2018; Electronics: DAE4 Sn1335
Sensor-Surface: 1.4mm (Mechanical Surface Detection)
Phantom: Twin-SAM V5.0 ; Type: QD 000 P40 CD; Serial: 1679
Measurement SW: DASY52, Version 52.8 (8); SEMCAD X Version 14.6.10 (7331)

Test Date: 2019-04-23; Ambient Temp: 21.0; Tissue Temp: 21.3

1 cm space from Body, Rear, WLAN(802.11a) Ch. 157, Ant. Internal

Area Scan (15x23x1): Measurement grid: dx=10mm, dy=10mm
Zoom Scan (8x8x7)/Cube 0: Measurement grid: dx=4mm, dy=4mm, dz=1.4mm, Graded Ratio: 1.4
Power Drift = -0.03 dB
Peak SAR (extrapolated) = 1.29 W/kg
SAR(1 g) = 0.309 W/kg; SAR(10 g) = 0.104 W/kg

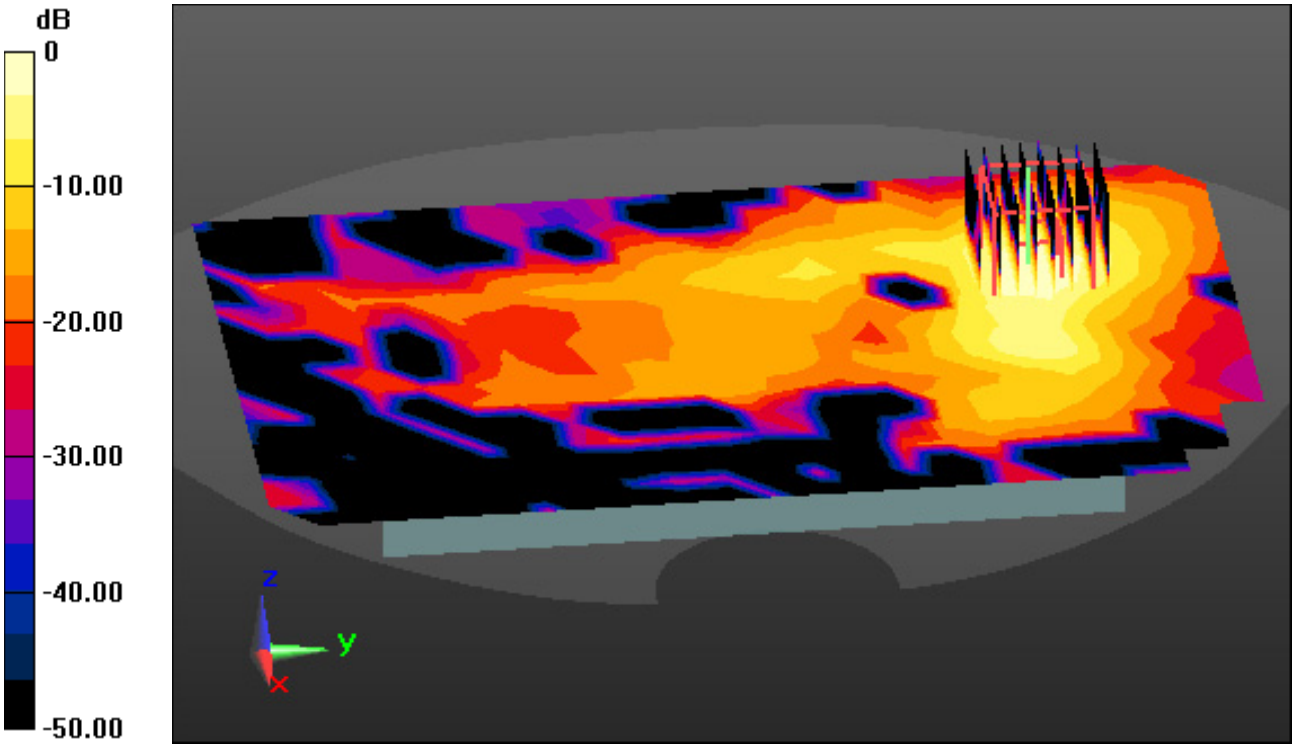

0 dB = 0.763 W/kg

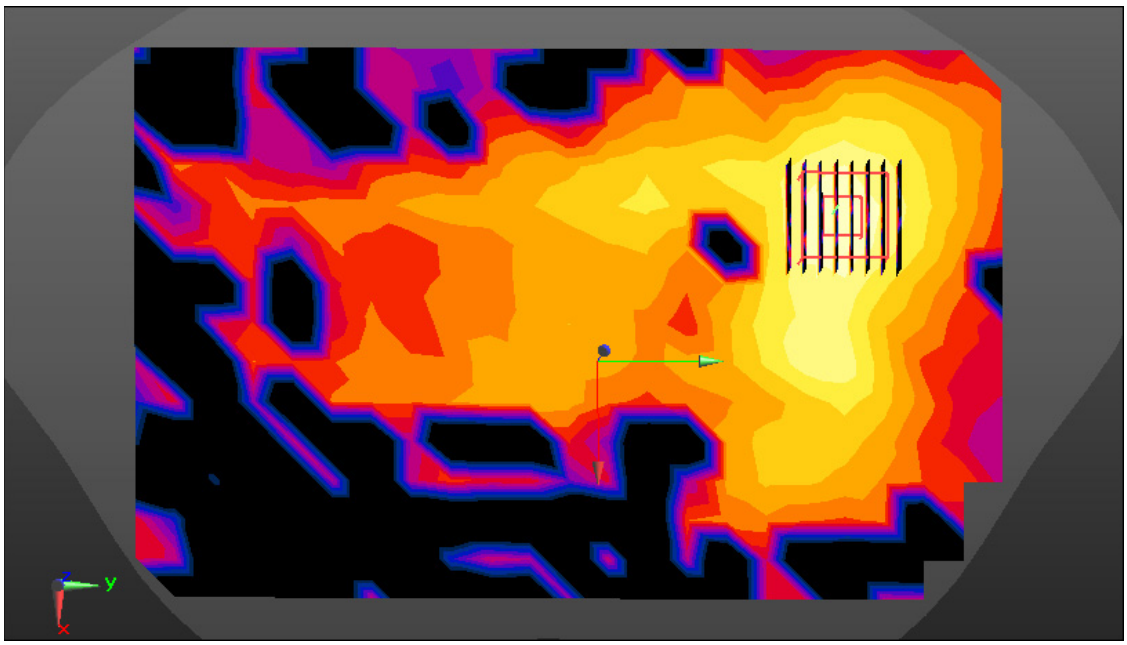

Enlarged Plot for A27

DT&C Co., Ltd.

DUT: OJ1928; Type: Bar

Communication System: UID 0, W-LAN 5G (0); Frequency: 5300 MHz; Duty Cycle: 1:1
Medium parameters used: f = 5300 MHz; σ = 5.522 S/m; ε_r = 48.212; ρ = 1000 kg/m^3
Phantom section: Flat Section

DASY5 Configuration:
Probe: EX3DV4 - SN3930; ConvF(4.47, 4.47, 4.47); Calibrated: 7/26/2018; Electronics: DAE4 Sn1335
Sensor-Surface: 1.4mm (Mechanical Surface Detection)
Phantom: Twin-SAM V5.0 ; Type: QD 000 P40 CD; Serial: 1679
Measurement SW: DASY52, Version 52.8 (8); SEMCAD X Version 14.6.10 (7331)

Test Date: 2019-04-19; Ambient Temp: 21.2; Tissue Temp: 21.5

Touch from Body, Top, WLAN(802.11a) Ch. 60, Ant. Internal

Area Scan (9x15x1): Measurement grid: dx=10mm, dy=10mm
Zoom Scan (8x8x7)/Cube 0: Measurement grid: dx=4mm, dy=4mm, dz=1.4mm, Graded Ratio: 1.4
Power Drift = 0.13 dB
Peak SAR (extrapolated) = 21.1 W/kg
SAR(1 g) = 3.35 W/kg; SAR(10 g) = 0.777 W/kg

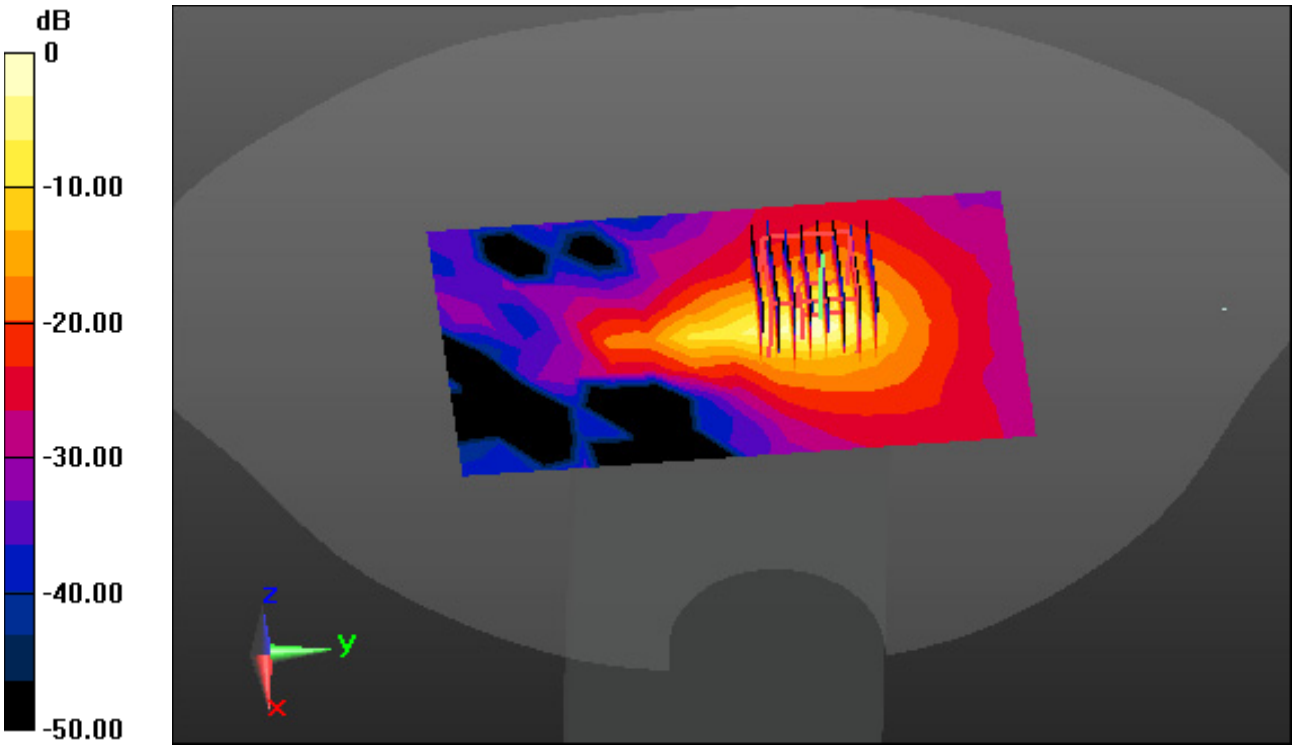

0 dB = 9.37 W/kg

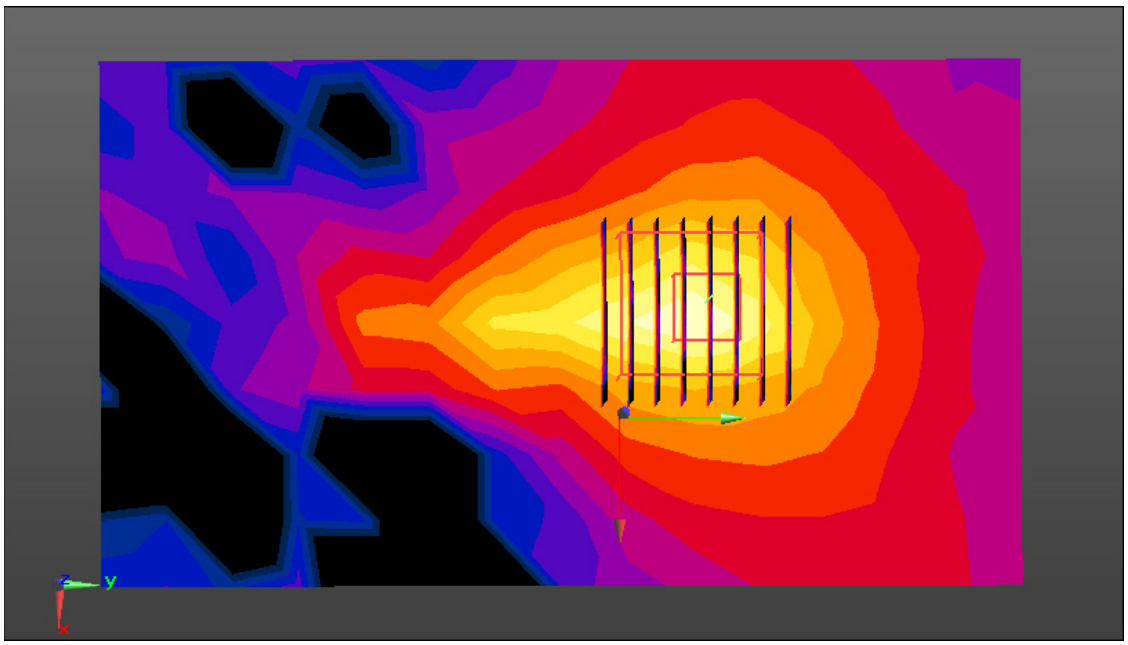

Enlarged Plot for A28

DT&C Co., Ltd.

DUT: OJ1928; Type: Bar

Communication System: UID 0, W-LAN 5G (0); Frequency: 5700 MHz; Duty Cycle: 1:1
Medium parameters used: f = 5700 MHz; σ = 5.716 S/m; ε_r = 48.047; ρ = 1000 kg/m^3
Phantom section: Flat Section

DASY5 Configuration:
Probe: EX3DV4 - SN3930; ConvF(4.09, 4.09, 4.09); Calibrated: 7/26/2018; Electronics: DAE4 Sn1335
Sensor-Surface: 1.4mm (Mechanical Surface Detection)
Phantom: Twin-SAM V5.0 ; Type: QD 000 P40 CD; Serial: 1679
Measurement SW: DASY52, Version 52.8 (8); SEMCAD X Version 14.6.10 (7331)

Test Date: 2019-04-22; Ambient Temp: 21.1; Tissue Temp: 21.2

Touch from Body, Top, WLAN(802.11a) Ch. 140, Ant. Internal

Area Scan (9x15x1): Measurement grid: dx=10mm, dy=10mm
Zoom Scan (8x8x7)/Cube 0: Measurement grid: dx=4mm, dy=4mm, dz=1.4mm, Graded Ratio: 1.4
Power Drift = 0.18 dB
Peak SAR (extrapolated) = 24.3 W/kg
SAR(1 g) = 3.56 W/kg; SAR(10 g) = 0.759 W/kg

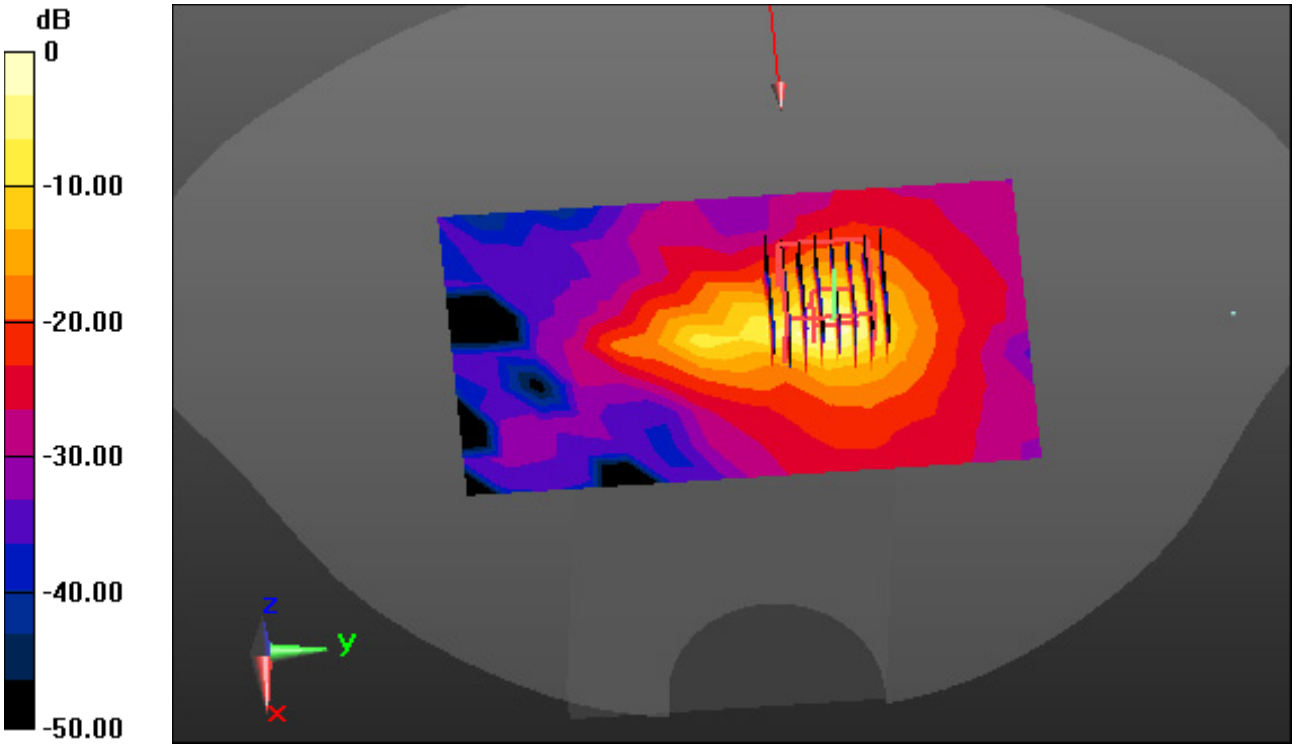

0 dB = 10.3 W/kg

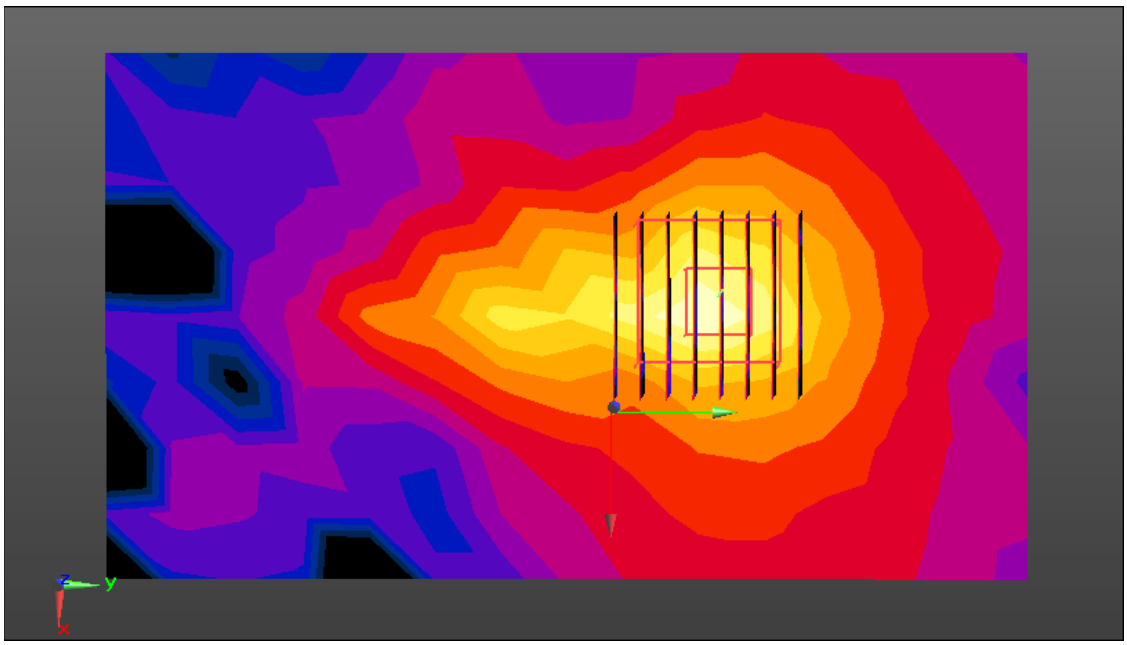

Enlarged Plot for A29

DT&C Co., Ltd.

DUT: OJ1928; Type: Bar

Communication System: UID 0, W-LAN 5G (0); Frequency: 5825 MHz; Duty Cycle: 1:1
Medium parameters used: f = 5825 MHz; σ = 5.839 S/m; ε_r = 47.56; ρ = 1000 kg/m^3
Phantom section: Flat Section

DASY5 Configuration:
Probe: EX3DV4 - SN3930; ConvF(4.14, 4.14, 4.14); Calibrated: 7/26/2018; Electronics: DAE4 Sn1335
Sensor-Surface: 1.4mm (Mechanical Surface Detection)
Phantom: Twin-SAM V5.0 ; Type: QD 000 P40 CD; Serial: 1679
Measurement SW: DASY52, Version 52.8 (8); SEMCAD X Version 14.6.10 (7331)

Test Date: 2019-04-23; Ambient Temp: 21.0; Tissue Temp: 21.3

Touch from Body, Top, WLAN(802.11a) Ch. 165, Ant. Internal

Area Scan (9x15x1): Measurement grid: dx=10mm, dy=10mm
Zoom Scan (8x8x7)/Cube 0: Measurement grid: dx=4mm, dy=4mm, dz=1.4mm, Graded Ratio: 1.4
Power Drift = 0.19 dB
Peak SAR (extrapolated) = 27.8 W/kg
SAR(1 g) = 3.95 W/kg; SAR(10 g) = 0.856 W/kg

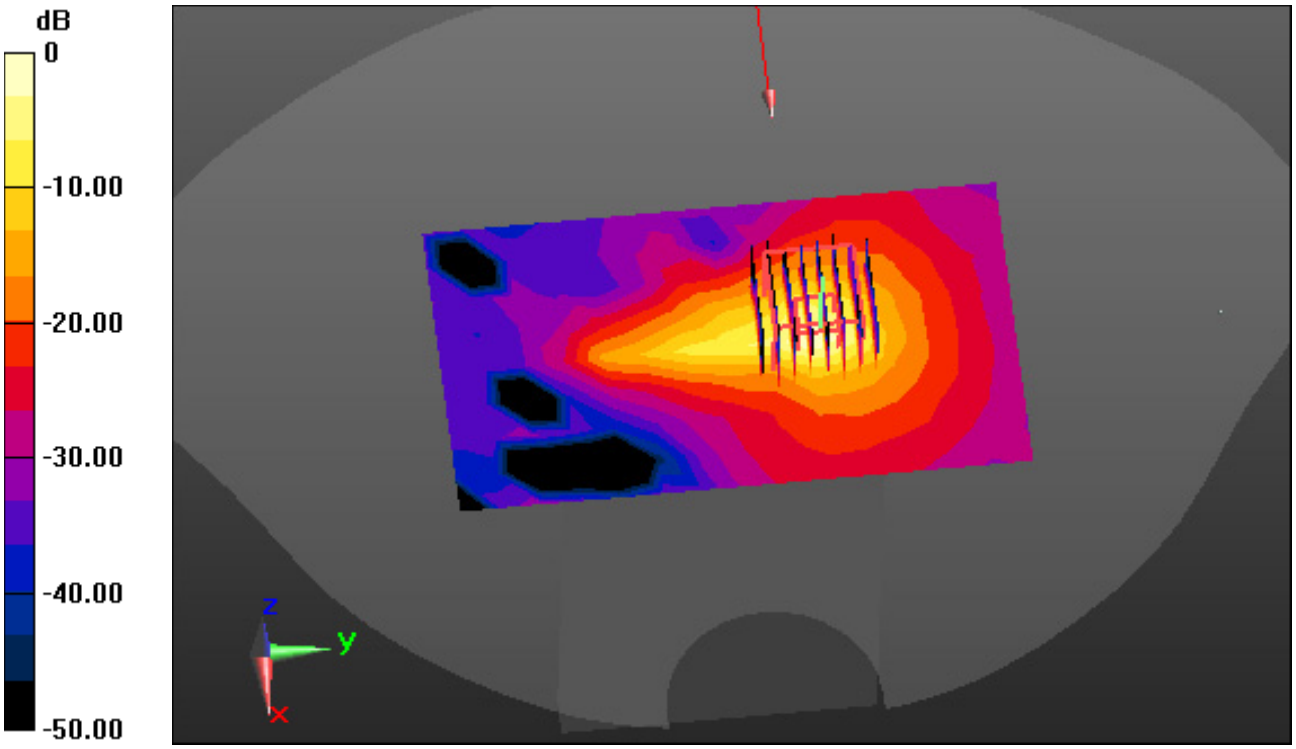

0 dB = 11.1 W/kg

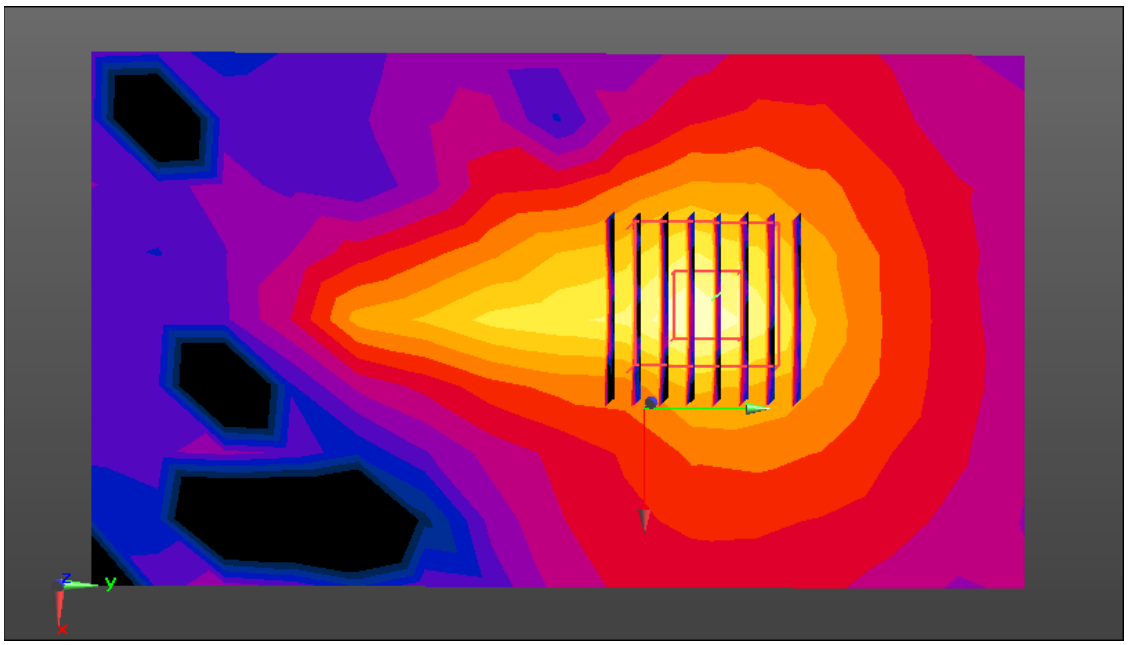

Enlarged Plot for A30