08_LTE Band 5_10M_QPSK_1RB_0Offset_Right Cheek_0mm_Ch20525

Communication System: UID 0, LTE-FDD (0); Frequency: 836.5 MHz;Duty Cycle: 1:1
Medium: HSL_835 Medium parameters used: f = 836.5 MHz; σ = 0.902 S/m; ε_r = 41.149; ρ = 1000 kg/m^3
Ambient Temperature：23.2 ℃; Liquid Temperature：22.7 ℃

DASY5 Configuration:
- Probe: ES3DV3 - SN3279; ConvF(6.38, 6.38, 6.38); Calibrated: 2019/3/4
- Sensor-Surface: 3mm (Mechanical Surface Detection)
- Electronics: DAE4 Sn871; Calibrated: 2019/6/27
- Phantom: SAM1; Type: SAM; Serial: TP-1753
- Measurement SW: DASY52, Version 52.10 (1); SEMCAD X Version 14.6.11 (7439)

Ch20525/Area Scan (71x81x1): Interpolated grid: dx=1.500 mm, dy=1.500 mm
Maximum value of SAR (interpolated) = 0.263 W/kg

Ch20525/Zoom Scan (5x5x7)/Cube 0: Measurement grid: dx=8mm, dy=8mm, dz=5mm
Reference Value = 5.153 V/m; Power Drift = 0.06 dB
Peak SAR (extrapolated) = 0.293 W/kg
SAR(1 g) = 0.233 W/kg; SAR(10 g) = 0.177 W/kg
Maximum value of SAR (measured) = 0.256 W/kg



0 dB = 0.263 W/kg = -5.80 dBW/kg

Test Laboratory: Sporton International Inc. SAR/HAC Testing Lab Date: 2020/1/17

09_LTE Band 66_20M_QPSK_1RB_49Offset_Left Cheek_0mm_Ch132572

Communication System: UID 0, LTE-FDD (0); Frequency: 1770 MHz;Duty Cycle: 1:1
Medium: HSL_1750 Medium parameters used: f = 1770 MHz; σ = 1.379 S/m; ε_r = 38.983; ρ = 1000 kg/m^3
Ambient Temperature：23.3 ℃; Liquid Temperature：22.6 ℃

DASY5 Configuration:
- Probe: ES3DV3 - SN3279; ConvF(5.59, 5.59, 5.59); Calibrated: 2019/3/4
- Sensor-Surface: 3mm (Mechanical Surface Detection)
- Electronics: DAE4 Sn871; Calibrated: 2019/6/27
- Phantom: SAM2; Type: SAM; Serial: TP-1754
- Measurement SW: DASY52, Version 52.10 (1); SEMCAD X Version 14.6.11 (7439)

Ch132572/Area Scan (71x91x1): Interpolated grid: dx=1.500 mm, dy=1.500 mm
Maximum value of SAR (interpolated) = 0.406 W/kg

Ch132572/Zoom Scan (5x5x7)/Cube 0: Measurement grid: dx=8mm, dy=8mm, dz=5mm
Reference Value = 6.683 V/m; Power Drift = 0.07 dB
Peak SAR (extrapolated) = 0.472 W/kg
SAR(1 g) = 0.332 W/kg; SAR(10 g) = 0.221 W/kg
Maximum value of SAR (measured) = 0.374 W/kg

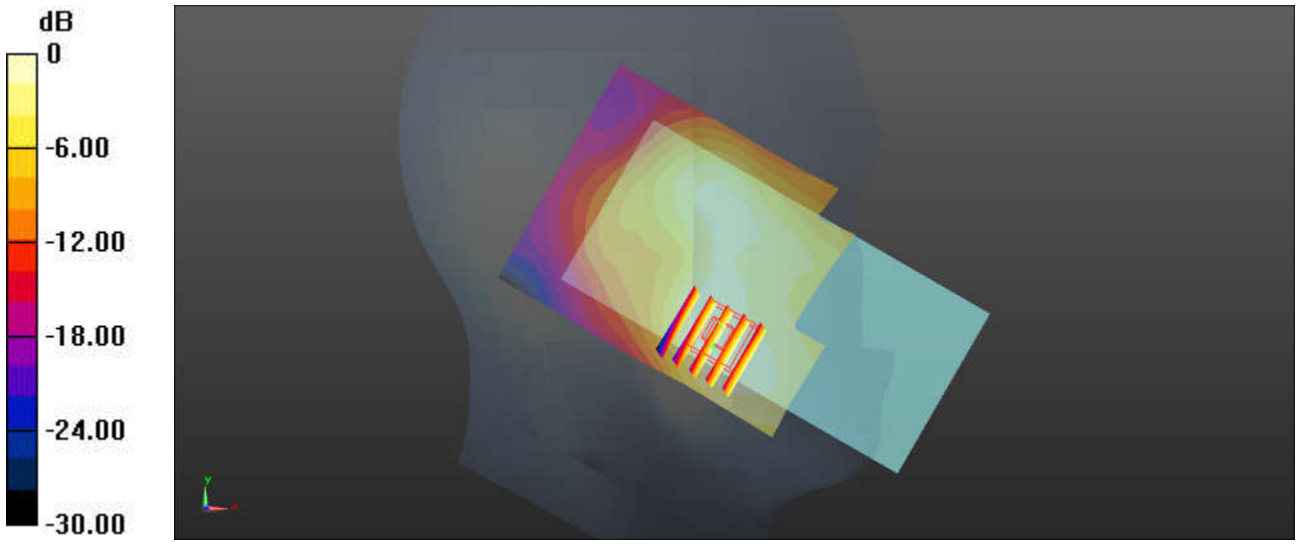

0 dB = 0.406 W/kg = -3.91 dBW/kg

10_LTE Band 2_20M_QPSK_1RB_0Offset_Left Cheek_0mm_Ch18900

Communication System: UID 0, LTE-FDD (0); Frequency: 1880 MHz;Duty Cycle: 1:1
Medium: HSL_1900 Medium parameters used: f = 1880 MHz; σ = 1.382 S/m; ε_r = 39.194; ρ = 1000 kg/m^3
Ambient Temperature：23.2 ℃; Liquid Temperature：22.6 ℃

DASY5 Configuration:
- Probe: ES3DV3 - SN3279; ConvF(5.35, 5.35, 5.35); Calibrated: 2019/3/4
- Sensor-Surface: 3mm (Mechanical Surface Detection)
- Electronics: DAE4 Sn871; Calibrated: 2019/6/27
- Phantom: SAM2; Type: SAM; Serial: TP-1754
- Measurement SW: DASY52, Version 52.10 (1); SEMCAD X Version 14.6.11 (7439)

Ch18900/Area Scan (71x91x1): Interpolated grid: dx=1.500 mm, dy=1.500 mm
Maximum value of SAR (interpolated) = 0.342 W/kg

Ch18900/Zoom Scan (5x5x7)/Cube 0: Measurement grid: dx=8mm, dy=8mm, dz=5mm
Reference Value = 6.135 V/m; Power Drift = 0.02 dB
Peak SAR (extrapolated) = 0.408 W/kg
SAR(1 g) = 0.276 W/kg; SAR(10 g) = 0.178 W/kg
Maximum value of SAR (measured) = 0.315 W/kg



0 dB = 0.342 W/kg = -4.66 dBW/kg

11_LTE Band 7_20M_QPSK_1RB_49Offset_Left Cheek_0mm_Ch21350

Communication System: UID 0, LTE-FDD (0); Frequency: 2560 MHz;Duty Cycle: 1:1
Medium: HSL_2600 Medium parameters used: f = 2560 MHz; σ = 1.984 S/m; ε_r = 38.035; ρ = 1000 kg/m^3
Ambient Temperature：23.3 ℃; Liquid Temperature：22.8 ℃

DASY5 Configuration:
- Probe: ES3DV3 - SN3279; ConvF(4.58, 4.58, 4.58); Calibrated: 2019/3/4
- Sensor-Surface: 3mm (Mechanical Surface Detection)
- Electronics: DAE4 Sn871; Calibrated: 2019/6/27
- Phantom: SAM1; Type: SAM; Serial: TP-1753
- Measurement SW: DASY52, Version 52.10 (3); SEMCAD X Version 14.6.13 (7474)

Ch21350/Area Scan (91x111x1): Interpolated grid: dx=1.200 mm, dy=1.200 mm
Maximum value of SAR (interpolated) = 0.145 W/kg

Ch21350/Zoom Scan (7x7x7)/Cube 0: Measurement grid: dx=5mm, dy=5mm, dz=5mm
Reference Value = 2.393 V/m; Power Drift = -0.14 dB
Peak SAR (extrapolated) = 0.226 W/kg
SAR(1 g) = 0.121 W/kg; SAR(10 g) = 0.064 W/kg
Maximum value of SAR (measured) = 0.148 W/kg

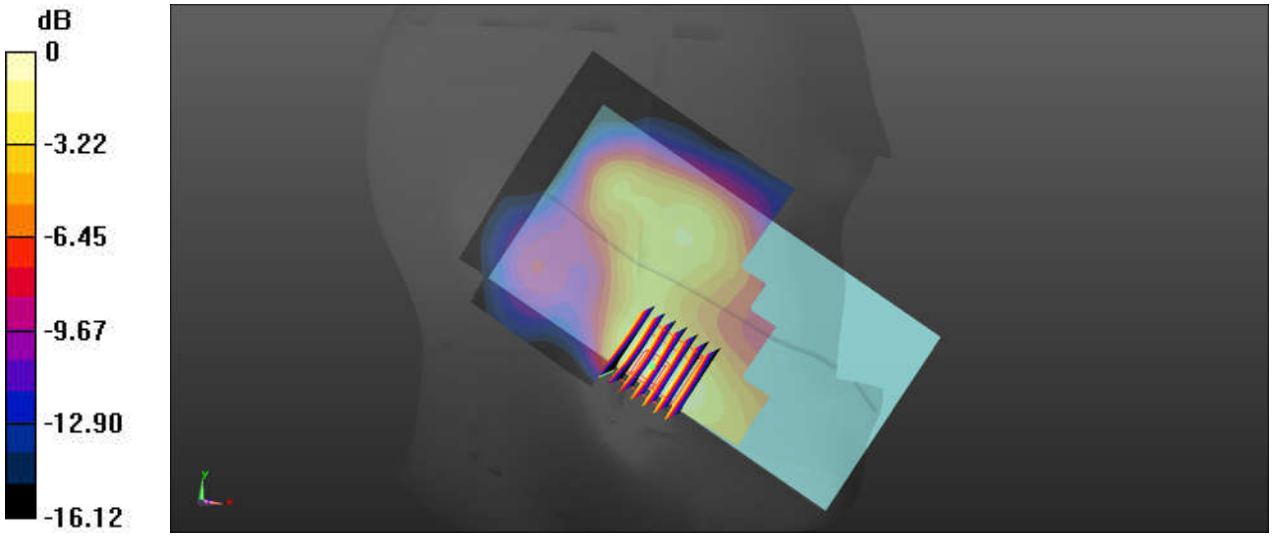

0 dB = 0.148 W/kg = -8.30 dBW/kg

12_WLAN2.4GHz_802.11b 1Mbps_Right Cheek_0mm_Ch1

Communication System: UID 0, 802.11b (0); Frequency: 2412 MHz;Duty Cycle: 1:1
Medium: HSL_2450 Medium parameters used: f = 2412 MHz; σ = 1.813 S/m; ε_r = 38.696; ρ = 1000 kg/m^3
Ambient Temperature：23.3 ℃; Liquid Temperature：22.6 ℃

DASY5 Configuration:
- Probe: ES3DV3 - SN3279; ConvF(4.77, 4.77, 4.77); Calibrated: 2019/3/4
- Sensor-Surface: 3mm (Mechanical Surface Detection)
- Electronics: DAE4 Sn871; Calibrated: 2019/6/27
- Phantom: SAM1; Type: SAM; Serial: TP-1753
- Measurement SW: DASY52, Version 52.10 (1); SEMCAD X Version 14.6.11 (7439)

Ch1/Area Scan (101x91x1): Interpolated grid: dx=1.200 mm, dy=1.200 mm
Maximum value of SAR (interpolated) = 0.614 W/kg

Ch1/Zoom Scan (7x7x7)/Cube 0: Measurement grid: dx=5mm, dy=5mm, dz=5mm
Reference Value = 7.520 V/m; Power Drift = 0.03 dB
Peak SAR (extrapolated) = 0.932 W/kg
SAR(1 g) = 0.416 W/kg; SAR(10 g) = 0.187 W/kg
Maximum value of SAR (measured) = 0.542 W/kg



0 dB = 0.614 W/kg = -2.12 dBW/kg

13_Bluetooth_1Mbps_Right Cheek_0mm_Ch78

Communication System: UID 0, Bluetooth (0); Frequency: 2480 MHz;Duty Cycle: 1:1.303
Medium: HSL_2450 Medium parameters used: f = 2480 MHz; σ = 1.893 S/m; ε_r = 38.44; ρ = 1000 kg/m^3
Ambient Temperature：23.3 ℃; Liquid Temperature：22.6 ℃

DASY5 Configuration:
- Probe: ES3DV3 - SN3279; ConvF(4.77, 4.77, 4.77); Calibrated: 2019/3/4
- Sensor-Surface: 3mm (Mechanical Surface Detection)
- Electronics: DAE4 Sn871; Calibrated: 2019/6/27
- Phantom: SAM1; Type: SAM; Serial: TP-1753
- Measurement SW: DASY52, Version 52.10 (1); SEMCAD X Version 14.6.11 (7439)

Ch78/Area Scan (101x91x1): Interpolated grid: dx=1.200 mm, dy=1.200 mm
Maximum value of SAR (interpolated) = 0.145 W/kg

Ch78/Zoom Scan (7x7x7)/Cube 0: Measurement grid: dx=5mm, dy=5mm, dz=5mm
Reference Value = 3.984 V/m; Power Drift = 0.05 dB
Peak SAR (extrapolated) = 0.215 W/kg
SAR(1 g) = 0.097 W/kg; SAR(10 g) = 0.045 W/kg
Maximum value of SAR (measured) = 0.122 W/kg



0 dB = 0.145 W/kg = -8.39 dBW/kg

14_WLAN5GHz_802.11a 6Mbps_Right Tilted_0mm_Ch60

Communication System: UID 0, 802.11a (0); Frequency: 5300 MHz;Duty Cycle: 1:1.032
Medium: HSL_5000 Medium parameters used: f = 5300 MHz; σ = 4.651 S/m; ε_r = 36.37; ρ = 1000 kg/m^3
Ambient Temperature：23.3 ℃; Liquid Temperature：22.6 ℃

DASY5 Configuration:
- Probe: EX3DV4 - SN3857; ConvF(5.19, 5.19, 5.19); Calibrated: 2019/5/27
- Sensor-Surface: 1.4mm (Mechanical Surface Detection)
- Electronics: DAE4 Sn1210; Calibrated: 2019/7/23
- Phantom: SAM1; Type: SAM; Serial: TP-1697
- Measurement SW: DASY52, Version 52.10 (1); SEMCAD X Version 14.6.11 (7439)

Ch60/Area Scan (101x91x1): Interpolated grid: dx=1.000 mm, dy=1.000 mm
Maximum value of SAR (interpolated) = 1.43 W/kg

Ch60/Zoom Scan (8x8x7)/Cube 0: Measurement grid: dx=4mm, dy=4mm, dz=1.4mm
Reference Value = 18.74 V/m; Power Drift = -0.04 dB
Peak SAR (extrapolated) = 2.41 W/kg
SAR(1 g) = 0.671 W/kg; SAR(10 g) = 0.224 W/kg
Maximum value of SAR (measured) = 1.56 W/kg

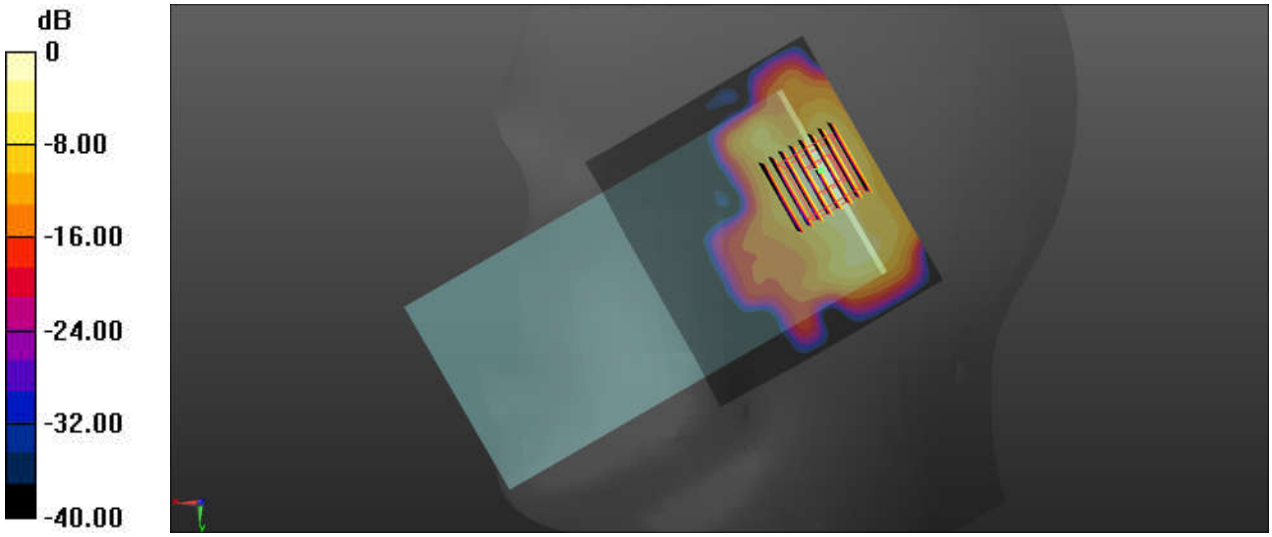

0 dB = 1.43 W/kg = 1.55 dBW/kg

15_WLAN5GHz_802.11a 6Mbps_Right Tilted_0mm_Ch116

Communication System: UID 0, 802.11a (0); Frequency: 5580 MHz;Duty Cycle: 1:1.032
Medium: HSL_5000 Medium parameters used: f = 5580 MHz; σ = 4.97 S/m; ε_r = 35.87; ρ = 1000 kg/m^3
Ambient Temperature：23.2 ℃; Liquid Temperature：22.8 ℃

DASY5 Configuration:
- Probe: EX3DV4 - SN3857; ConvF(4.92, 4.92, 4.92); Calibrated: 2019/5/27
- Sensor-Surface: 1.4mm (Mechanical Surface Detection)
- Electronics: DAE4 Sn1210; Calibrated: 2019/7/23
- Phantom: SAM1; Type: SAM; Serial: TP-1697
- Measurement SW: DASY52, Version 52.10 (1); SEMCAD X Version 14.6.11 (7439)

Ch116/Area Scan (101x91x1): Interpolated grid: dx=1.000 mm, dy=1.000 mm
Maximum value of SAR (interpolated) = 1.65 W/kg

Ch116/Zoom Scan (9x9x7)/Cube 0: Measurement grid: dx=4mm, dy=4mm, dz=1.4mm
Reference Value = 18.13 V/m; Power Drift = -0.01 dB
Peak SAR (extrapolated) = 2.54 W/kg
SAR(1 g) = 0.660 W/kg; SAR(10 g) = 0.212 W/kg
Maximum value of SAR (measured) = 1.59 W/kg



0 dB = 1.65 W/kg = 2.17 dBW/kg

16_WLAN5GHz_802.11a 6Mbps_Right Tilted_0mm_Ch157

Communication System: UID 0, 802.11a (0); Frequency: 5785 MHz;Duty Cycle: 1:1.032
Medium: HSL_5000 Medium parameters used: f = 5785 MHz; σ = 5.204 S/m; ε_r = 35.534; ρ = 1000 kg/m^3
Ambient Temperature：23.2 ℃; Liquid Temperature：22.9 ℃

DASY5 Configuration:
- Probe: EX3DV4 - SN3857; ConvF(5.17, 5.17, 5.17); Calibrated: 2019/5/27
- Sensor-Surface: 1.4mm (Mechanical Surface Detection)
- Electronics: DAE4 Sn1210; Calibrated: 2019/7/23
- Phantom: SAM1; Type: SAM; Serial: TP-1697
- Measurement SW: DASY52, Version 52.10 (1); SEMCAD X Version 14.6.11 (7439)

Ch157/Area Scan (101x91x1): Interpolated grid: dx=1.000 mm, dy=1.000 mm
Maximum value of SAR (interpolated) = 1.81 W/kg

Ch157/Zoom Scan (8x8x7)/Cube 0: Measurement grid: dx=4mm, dy=4mm, dz=1.4mm
Reference Value = 16.62 V/m; Power Drift = -0.15 dB
Peak SAR (extrapolated) = 2.94 W/kg
SAR(1 g) = 0.678 W/kg; SAR(10 g) = 0.208 W/kg
Maximum value of SAR (measured) = 1.80 W/kg

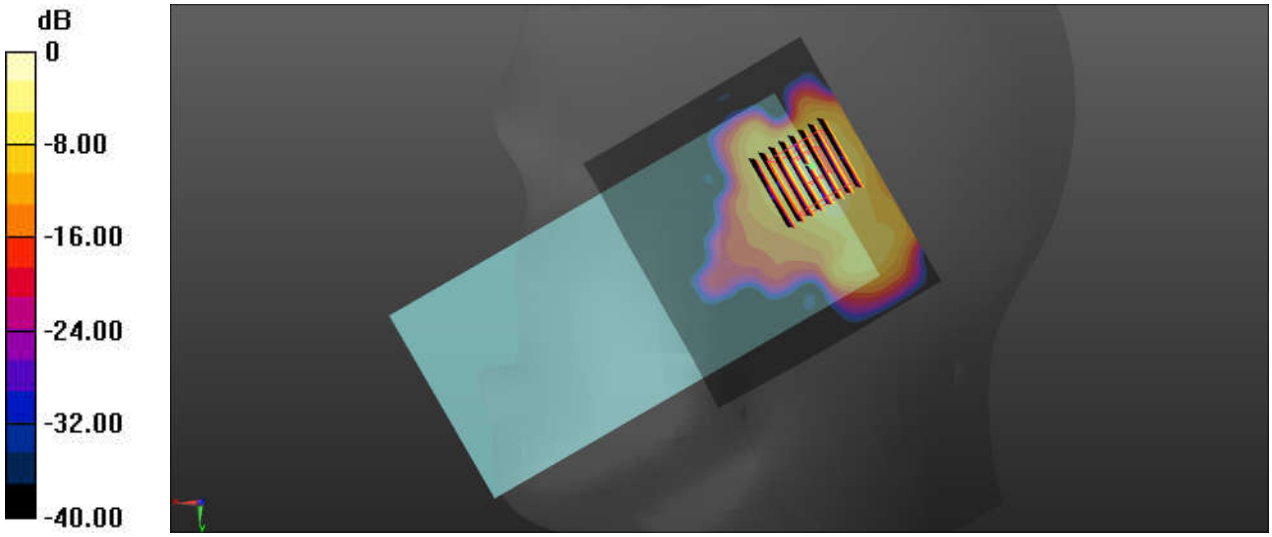

0 dB = 1.81 W/kg = 2.58 dBW/kg

17_GSM850_GPRS 4 Tx slots_Back_10mm_Ch251

Communication System: UID 0, GSM850-4UP (0); Frequency: 848.8 MHz;Duty Cycle: 1:2.08
Medium: HSL_835 Medium parameters used: f = 849 MHz; σ = 0.914 S/m; ε_r = 41.001; ρ = 1000 kg/m^3
Ambient Temperature：23.2 ℃; Liquid Temperature：22.7 ℃

DASY5 Configuration:
- Probe: ES3DV3 - SN3279; ConvF(6.38, 6.38, 6.38); Calibrated: 2019/3/4
- Sensor-Surface: 3mm (Mechanical Surface Detection)
- Electronics: DAE4 Sn871; Calibrated: 2019/6/27
- Phantom: SAM1; Type: SAM; Serial: TP-1753
- Measurement SW: DASY52, Version 52.10 (1); SEMCAD X Version 14.6.11 (7439)

Ch251/Area Scan (71x111x1): Interpolated grid: dx=1.500 mm, dy=1.500 mm
Maximum value of SAR (interpolated) = 0.643 W/kg

Ch251/Zoom Scan (6x6x7)/Cube 0: Measurement grid: dx=8mm, dy=8mm, dz=5mm
Reference Value = 20.98 V/m; Power Drift = 0.07 dB
Peak SAR (extrapolated) = 0.946 W/kg
SAR(1 g) = 0.539 W/kg; SAR(10 g) = 0.314 W/kg
Maximum value of SAR (measured) = 0.646 W/kg

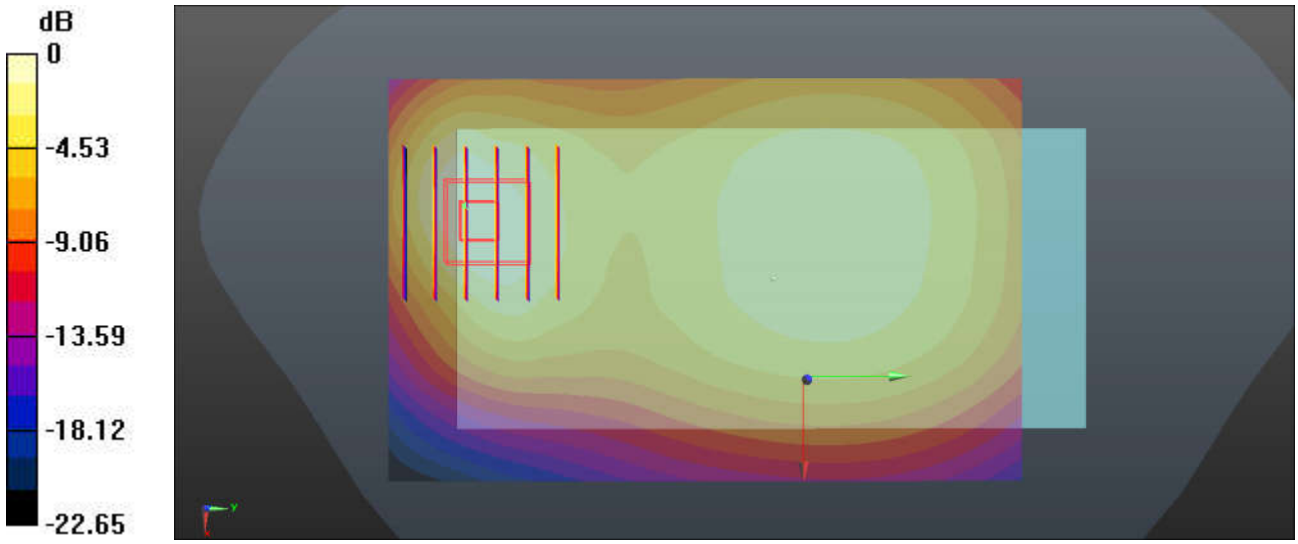

0 dB = 0.643 W/kg = -1.92 dBW/kg

18_GSM1900_GPRS 4 Tx slots_Back_10mm_Ch810

Communication System: UID 0, PCS-4UP (0); Frequency: 1909.8 MHz;Duty Cycle: 1:2.08
Medium: HSL_1900 Medium parameters used: f = 1910 MHz; σ = 1.413 S/m; ε_r = 39.048; ρ = 1000 kg/m^3
Ambient Temperature：23.2 ℃; Liquid Temperature：22.6 ℃

DASY5 Configuration:
- Probe: ES3DV3 - SN3279; ConvF(5.35, 5.35, 5.35); Calibrated: 2019/3/4
- Sensor-Surface: 3mm (Mechanical Surface Detection)
- Electronics: DAE4 Sn871; Calibrated: 2019/6/27
- Phantom: SAM2; Type: SAM; Serial: TP-1754
- Measurement SW: DASY52, Version 52.10 (1); SEMCAD X Version 14.6.11 (7439)

Ch810/Area Scan (71x71x1): Interpolated grid: dx=1.500 mm, dy=1.500 mm
Maximum value of SAR (interpolated) = 0.993 W/kg

Ch810/Zoom Scan (5x5x7)/Cube 0: Measurement grid: dx=8mm, dy=8mm, dz=5mm
Reference Value = 15.65 V/m; Power Drift = -0.04 dB
Peak SAR (extrapolated) = 1.34 W/kg
SAR(1 g) = 0.738 W/kg; SAR(10 g) = 0.405 W/kg
Maximum value of SAR (measured) = 0.903 W/kg

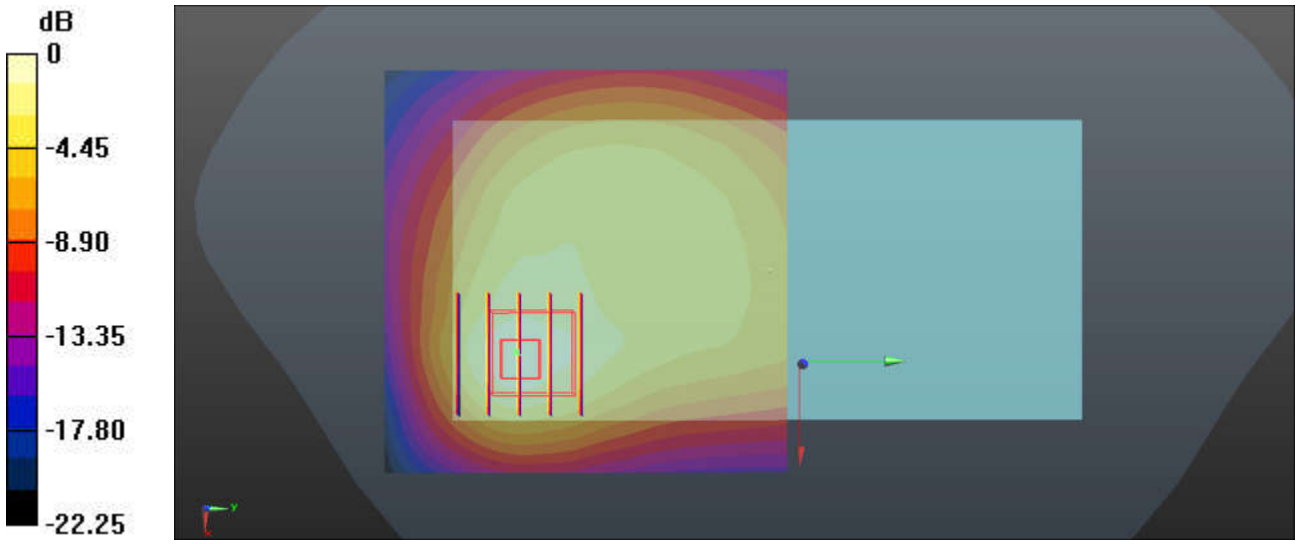

0 dB = 0.993 W/kg = -0.03 dBW/kg

19_WCDMA V_RMC 12.2Kbps_Back_10mm_Ch4233

Communication System: UID 0, WCDMA (0); Frequency: 846.6 MHz;Duty Cycle: 1:1
Medium: HSL_835 Medium parameters used: f = 847 MHz; σ = 0.912 S/m; ε_r = 41.028; ρ = 1000 kg/m^3
Ambient Temperature：23.2 ℃; Liquid Temperature：22.7 ℃

DASY5 Configuration:
- Probe: ES3DV3 - SN3279; ConvF(6.38, 6.38, 6.38); Calibrated: 2019/3/4
- Sensor-Surface: 3mm (Mechanical Surface Detection)
- Electronics: DAE4 Sn871; Calibrated: 2019/6/27
- Phantom: SAM1; Type: SAM; Serial: TP-1753
- Measurement SW: DASY52, Version 52.10 (1); SEMCAD X Version 14.6.11 (7439)

Ch4233/Area Scan (71x121x1): Interpolated grid: dx=1.500 mm, dy=1.500 mm
Maximum value of SAR (interpolated) = 0.482 W/kg

Ch4233/Zoom Scan (5x5x7)/Cube 0: Measurement grid: dx=8mm, dy=8mm, dz=5mm
Reference Value = 17.69 V/m; Power Drift = -0.01 dB
Peak SAR (extrapolated) = 0.722 W/kg
SAR(1 g) = 0.406 W/kg; SAR(10 g) = 0.235 W/kg
Maximum value of SAR (measured) = 0.506 W/kg

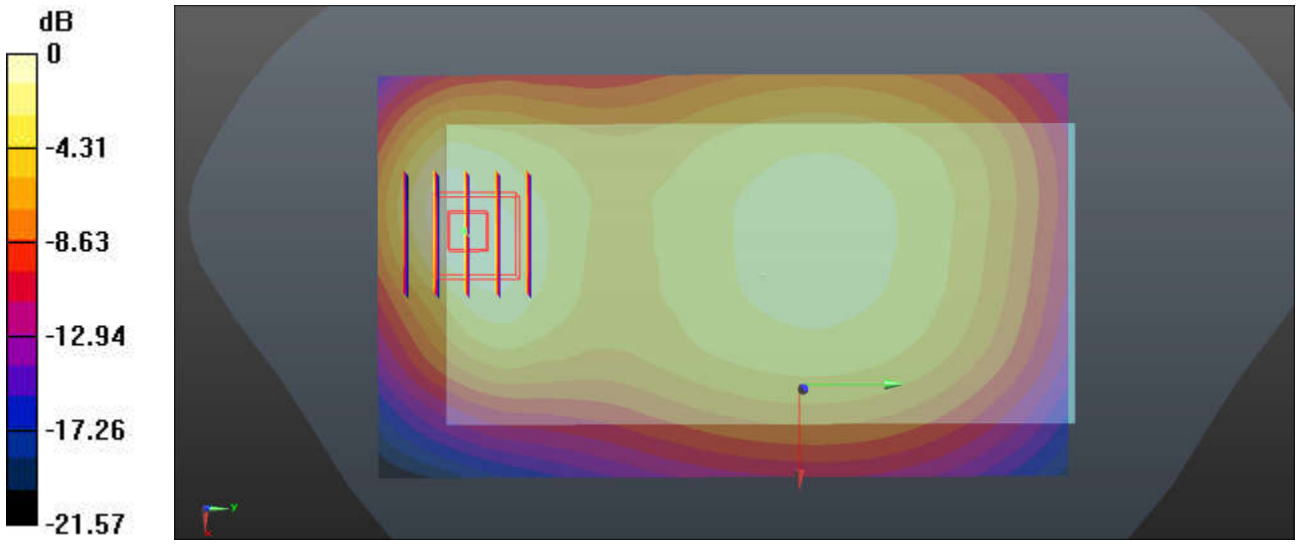

0 dB = 0.482 W/kg = -3.17 dBW/kg

Test Laboratory: Sporton International Inc. SAR/HAC Testing Lab Date: 2020/1/17

20_WCDMA IV_RMC 12.2Kbps_Left Side_10mm_Ch1513

Communication System: UID 0, WCDMA (0); Frequency: 1752.6 MHz;Duty Cycle: 1:1
Medium: HSL_1750 Medium parameters used: f = 1753 MHz; σ = 1.363 S/m; ε_r = 39.041; ρ = 1000 kg/m^3
Ambient Temperature：23.3 ℃; Liquid Temperature：22.6 ℃

DASY5 Configuration:
- Probe: ES3DV3 - SN3279; ConvF(5.59, 5.59, 5.59); Calibrated: 2019/3/4
- Sensor-Surface: 3mm (Mechanical Surface Detection)
- Electronics: DAE4 Sn871; Calibrated: 2019/6/27
- Phantom: SAM2; Type: SAM; Serial: TP-1754
- Measurement SW: DASY52, Version 52.10 (1); SEMCAD X Version 14.6.11 (7439)

Ch1513/Area Scan (41x71x1): Interpolated grid: dx=1.500 mm, dy=1.500 mm
Maximum value of SAR (interpolated) = 0.993 W/kg

Ch1513/Zoom Scan (5x5x7)/Cube 0: Measurement grid: dx=8mm, dy=8mm, dz=5mm
Reference Value = 16.22 V/m; Power Drift = -0.02 dB
Peak SAR (extrapolated) = 1.27 W/kg
SAR(1 g) = 0.768 W/kg; SAR(10 g) = 0.450 W/kg
Maximum value of SAR (measured) = 0.936 W/kg

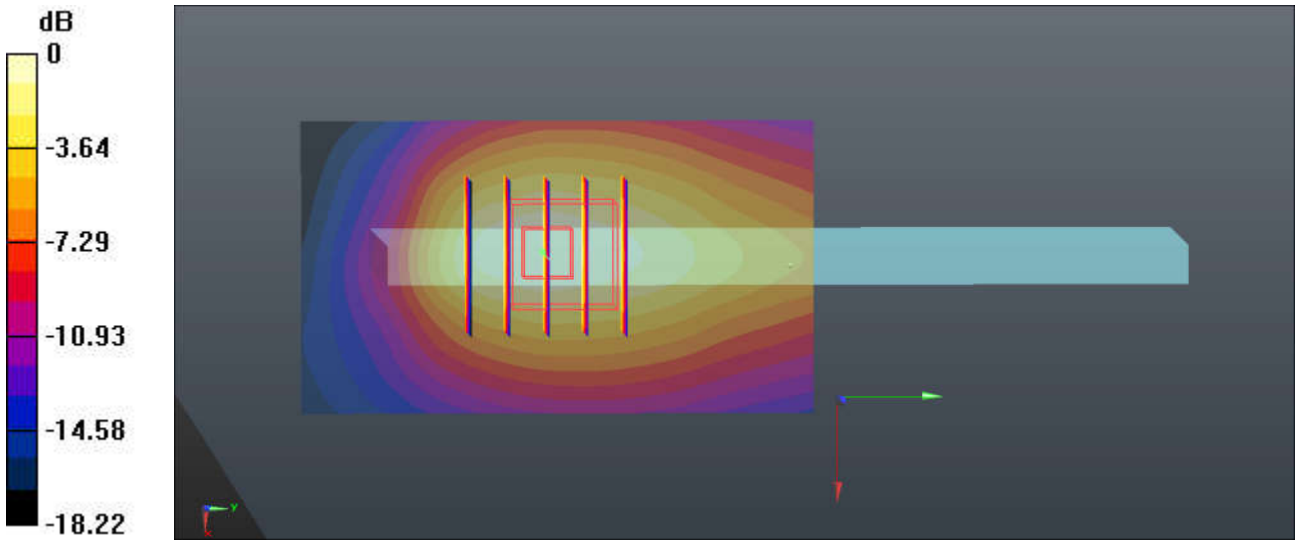

0 dB = 0.993 W/kg = -0.03 dBW/kg

21_WCDMA II_RMC 12.2Kbps_Back_10mm_Ch9538

Communication System: UID 0, WCDMA (0); Frequency: 1907.6 MHz;Duty Cycle: 1:1
Medium: HSL_1900 Medium parameters used: f = 1908 MHz; σ = 1.411 S/m; ε_r = 39.06; ρ = 1000 kg/m^3
Ambient Temperature：23.2 ℃; Liquid Temperature：22.6 ℃

DASY5 Configuration:
- Probe: ES3DV3 - SN3279; ConvF(5.35, 5.35, 5.35); Calibrated: 2019/3/4
- Sensor-Surface: 3mm (Mechanical Surface Detection)
- Electronics: DAE4 Sn871; Calibrated: 2019/6/27
- Phantom: SAM2; Type: SAM; Serial: TP-1754
- Measurement SW: DASY52, Version 52.10 (1); SEMCAD X Version 14.6.11 (7439)

Ch9538/Area Scan (71x71x1): Interpolated grid: dx=1.500 mm, dy=1.500 mm
Maximum value of SAR (interpolated) = 0.980 W/kg

Ch9538/Zoom Scan (5x6x7)/Cube 0: Measurement grid: dx=8mm, dy=8mm, dz=5mm
Reference Value = 15.61 V/m; Power Drift = 0.01 dB
Peak SAR (extrapolated) = 1.31 W/kg
SAR(1 g) = 0.720 W/kg; SAR(10 g) = 0.402 W/kg
Maximum value of SAR (measured) = 0.877 W/kg

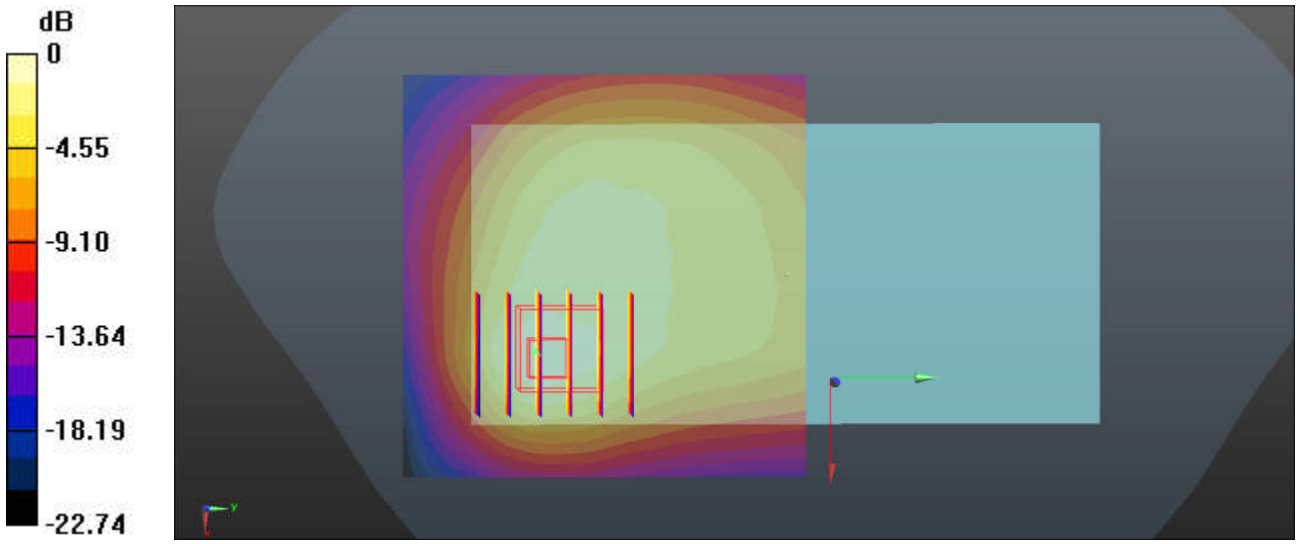

0 dB = 0.980 W/kg = -0.09 dBW/kg

Test Laboratory: Sporton International Inc. SAR/HAC Testing Lab Date: 2020/1/24

22_LTE Band 12_10M_QPSK_1RB_25Offset_Back_10mm_Ch23095

Communication System: UID 0, LTE-FDD (0); Frequency: 707.5 MHz;Duty Cycle: 1:1
Medium: HSL_750 Medium parameters used: f = 707.5 MHz; σ = 0.852 S/m; ε_r = 42.259; ρ = 1000 kg/m^3
Ambient Temperature：23.2 ℃; Liquid Temperature：22.6 ℃

DASY5 Configuration:
- Probe: ES3DV3 - SN3279; ConvF(6.58, 6.58, 6.58); Calibrated: 2019/3/4
- Sensor-Surface: 3mm (Mechanical Surface Detection)
- Electronics: DAE4 Sn871; Calibrated: 2019/6/27
- Phantom: SAM1; Type: SAM; Serial: TP-1753
- Measurement SW: DASY52, Version 52.10 (1); SEMCAD X Version 14.6.11 (7439)

Ch23095/Area Scan (71x81x1): Interpolated grid: dx=1.500 mm, dy=1.500 mm
Maximum value of SAR (interpolated) = 0.232 W/kg

Ch23095/Zoom Scan (5x5x7)/Cube 0: Measurement grid: dx=8mm, dy=8mm, dz=5mm
Reference Value = 16.61 V/m; Power Drift = 0.03 dB
Peak SAR (extrapolated) = 0.261 W/kg
SAR(1 g) = 0.215 W/kg; SAR(10 g) = 0.168 W/kg
Maximum value of SAR (measured) = 0.233 W/kg

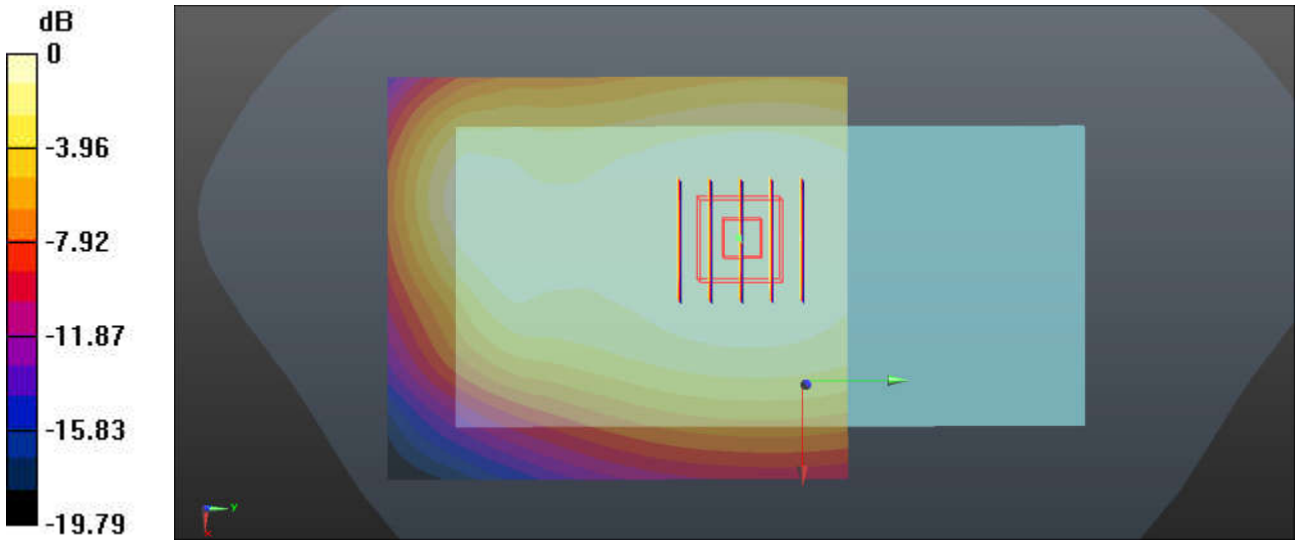

0 dB = 0.232 W/kg = -6.35 dBW/kg

Test Laboratory: Sporton International Inc. SAR/HAC Testing Lab Date: 2020/1/24

23_LTE Band 13_10M_QPSK_1RB_25Offset_Left Side_10mm_Ch23230

Communication System: UID 0, LTE-FDD (0); Frequency: 782 MHz;Duty Cycle: 1:1
Medium: HSL_750 Medium parameters used: f = 782 MHz; σ = 0.923 S/m; ε_r = 41.276; ρ = 1000 kg/m^3
Ambient Temperature：23.2 ℃; Liquid Temperature：22.6 ℃

DASY5 Configuration:
- Probe: ES3DV3 - SN3279; ConvF(6.58, 6.58, 6.58); Calibrated: 2019/3/4
- Sensor-Surface: 3mm (Mechanical Surface Detection)
- Electronics: DAE4 Sn871; Calibrated: 2019/6/27
- Phantom: SAM1; Type: SAM; Serial: TP-1753
- Measurement SW: DASY52, Version 52.10 (1); SEMCAD X Version 14.6.11 (7439)

Ch23230/Area Scan (41x91x1): Interpolated grid: dx=1.500 mm, dy=1.500 mm
Maximum value of SAR (interpolated) = 0.345 W/kg

Ch23230/Zoom Scan (5x5x7)/Cube 0: Measurement grid: dx=8mm, dy=8mm, dz=5mm
Reference Value = 18.72 V/m; Power Drift = 0.01 dB
Peak SAR (extrapolated) = 0.427 W/kg
SAR(1 g) = 0.304 W/kg; SAR(10 g) = 0.208 W/kg
Maximum value of SAR (measured) = 0.349 W/kg

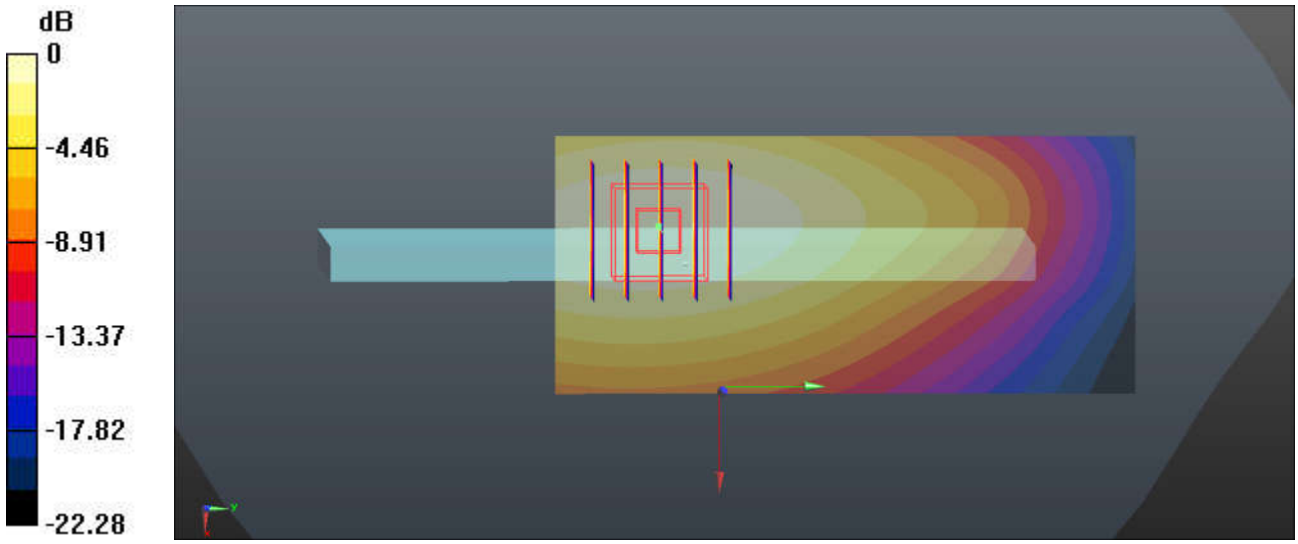

0 dB = 0.345 W/kg = -4.62 dBW/kg

24_LTE Band 5_10M_QPSK_1RB_0Offset_Back_10mm_Ch20525

Communication System: UID 0, LTE-FDD (0); Frequency: 836.5 MHz;Duty Cycle: 1:1
Medium: HSL_835 Medium parameters used: f = 836.5 MHz; σ = 0.902 S/m; ε_r = 41.149; ρ = 1000 kg/m^3
Ambient Temperature：23.2 ℃; Liquid Temperature：22.7 ℃

DASY5 Configuration:
- Probe: ES3DV3 - SN3279; ConvF(6.38, 6.38, 6.38); Calibrated: 2019/3/4
- Sensor-Surface: 3mm (Mechanical Surface Detection)
- Electronics: DAE4 Sn871; Calibrated: 2019/6/27
- Phantom: SAM1; Type: SAM; Serial: TP-1753
- Measurement SW: DASY52, Version 52.10 (1); SEMCAD X Version 14.6.11 (7439)

Ch20525/Area Scan (71x81x1): Interpolated grid: dx=1.500 mm, dy=1.500 mm
Maximum value of SAR (interpolated) = 0.421 W/kg

Ch20525/Zoom Scan (5x5x7)/Cube 0: Measurement grid: dx=8mm, dy=8mm, dz=5mm
Reference Value = 17.91 V/m; Power Drift = 0.02 dB
Peak SAR (extrapolated) = 0.642 W/kg
SAR(1 g) = 0.361 W/kg; SAR(10 g) = 0.210 W/kg
Maximum value of SAR (measured) = 0.441 W/kg

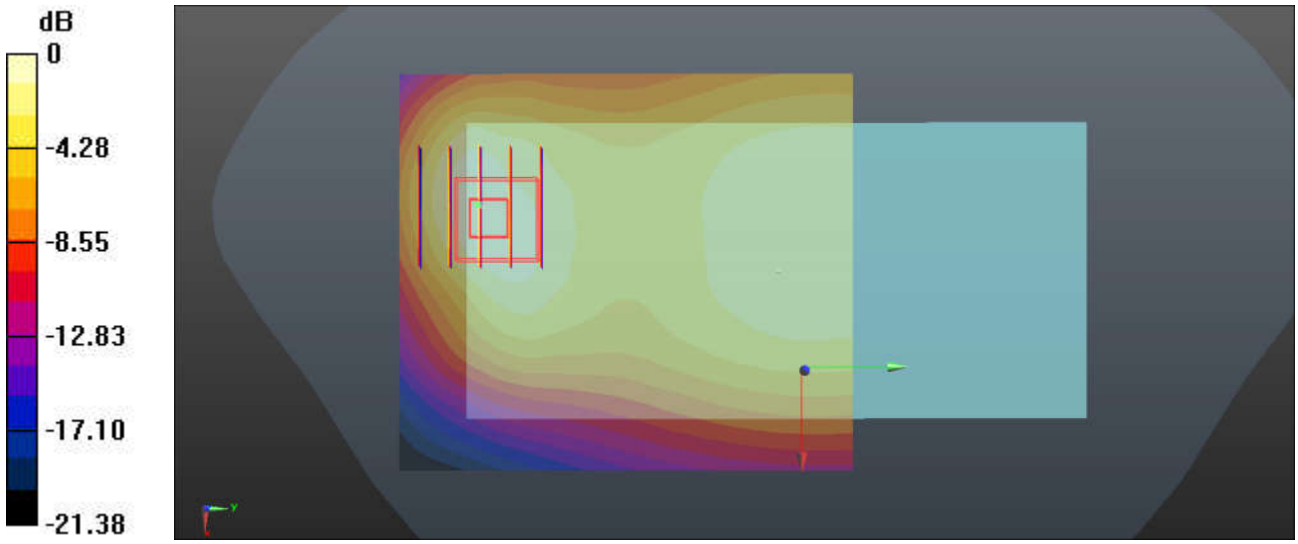

0 dB = 0.421 W/kg = -3.76 dBW/kg

25_LTE Band 66_20M_QPSK_1RB_49Offset_Back_10mm_Ch132572

Communication System: UID 0, LTE-FDD (0); Frequency: 1770 MHz;Duty Cycle: 1:1
Medium: HSL_1750 Medium parameters used: f = 1770 MHz; σ = 1.379 S/m; ε_r = 38.983; ρ = 1000 kg/m^3
Ambient Temperature：23.3 ℃; Liquid Temperature：22.6 ℃

DASY5 Configuration:
- Probe: ES3DV3 - SN3279; ConvF(5.59, 5.59, 5.59); Calibrated: 2019/3/4
- Sensor-Surface: 3mm (Mechanical Surface Detection)
- Electronics: DAE4 Sn871; Calibrated: 2019/6/27
- Phantom: SAM2; Type: SAM; Serial: TP-1754
- Measurement SW: DASY52, Version 52.10 (1); SEMCAD X Version 14.6.11 (7439)

Ch132572/Area Scan (71x71x1): Interpolated grid: dx=1.500 mm, dy=1.500 mm
Maximum value of SAR (interpolated) = 1.03 W/kg

Ch132572/Zoom Scan (5x6x7)/Cube 0: Measurement grid: dx=8mm, dy=8mm, dz=5mm
Reference Value = 17.24 V/m; Power Drift = 0.08 dB
Peak SAR (extrapolated) = 1.36 W/kg
SAR(1 g) = 0.778 W/kg; SAR(10 g) = 0.443 W/kg
Maximum value of SAR (measured) = 0.931 W/kg

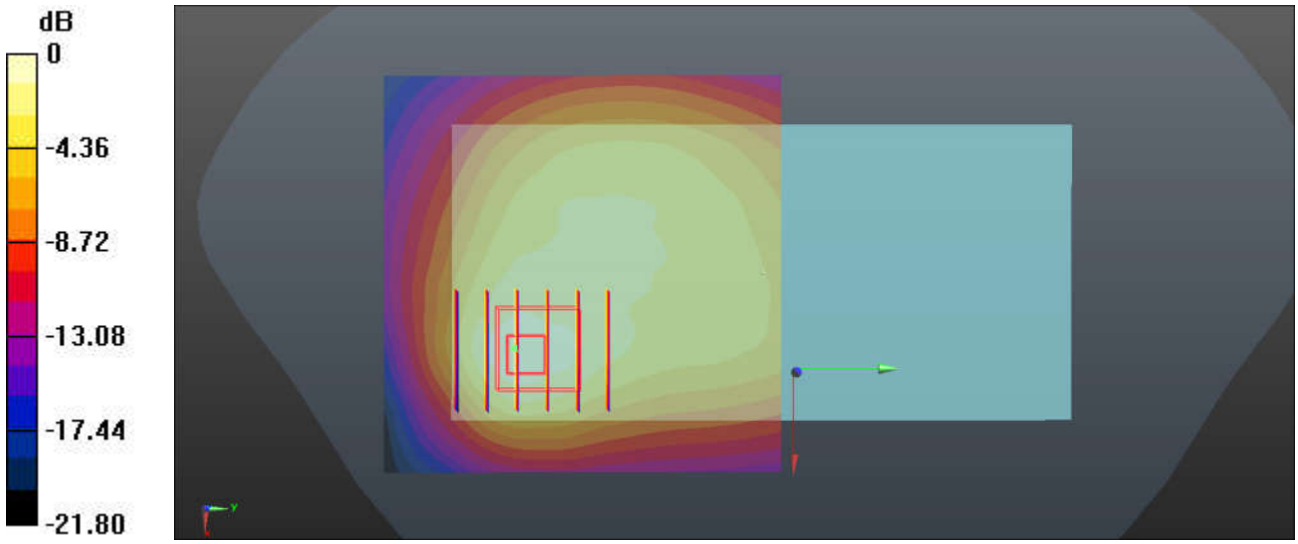

0 dB = 1.03 W/kg = 0.13 dBW/kg

26_LTE Band 2_20M_QPSK_1RB_0Offset_Back_10mm_Ch18700

Communication System: UID 0, LTE-FDD (0); Frequency: 1860 MHz;Duty Cycle: 1:1
Medium: HSL_1900 Medium parameters used: f = 1860 MHz; σ = 1.363 S/m; ε_r = 39.275; ρ = 1000 kg/m^3
Ambient Temperature：23.2 ℃; Liquid Temperature：22.6 ℃

DASY5 Configuration:
- Probe: ES3DV3 - SN3279; ConvF(5.35, 5.35, 5.35); Calibrated: 2019/3/4
- Sensor-Surface: 3mm (Mechanical Surface Detection)
- Electronics: DAE4 Sn871; Calibrated: 2019/6/27
- Phantom: SAM2; Type: SAM; Serial: TP-1754
- Measurement SW: DASY52, Version 52.10 (1); SEMCAD X Version 14.6.11 (7439)

Ch18700/Area Scan (71x71x1): Interpolated grid: dx=1.500 mm, dy=1.500 mm
Maximum value of SAR (interpolated) = 0.785 W/kg

Ch18700/Zoom Scan (5x5x7)/Cube 0: Measurement grid: dx=8mm, dy=8mm, dz=5mm
Reference Value = 14.90 V/m; Power Drift = -0.03 dB
Peak SAR (extrapolated) = 1.12 W/kg
SAR(1 g) = 0.644 W/kg; SAR(10 g) = 0.371 W/kg
Maximum value of SAR (measured) = 0.791 W/kg

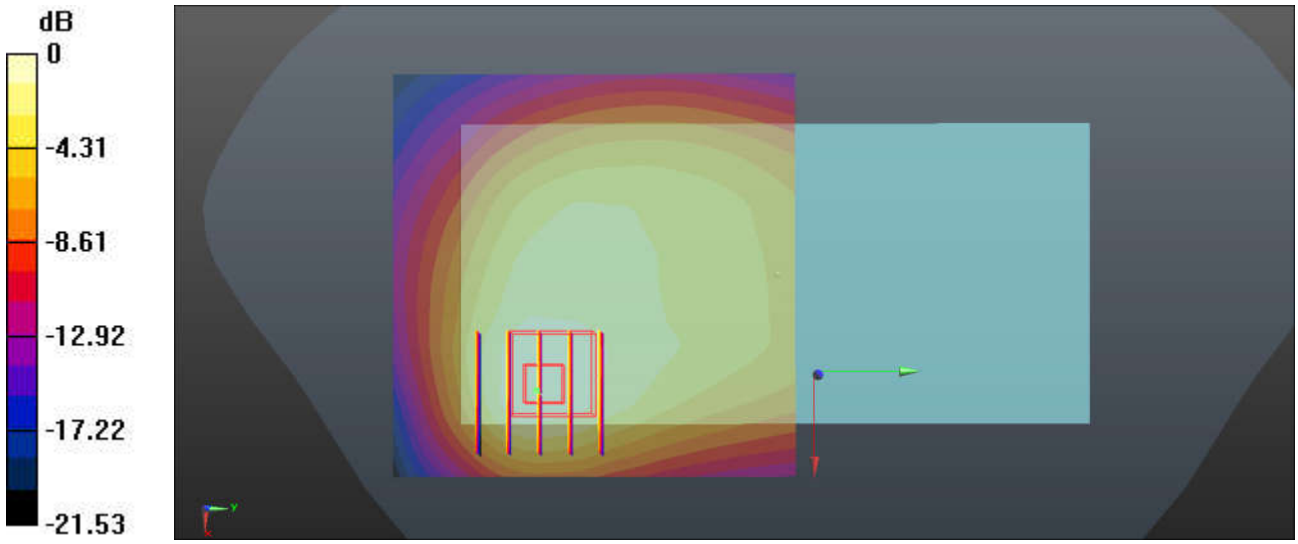

0 dB = 0.785 W/kg = -1.05 dBW/kg

27_LTE Band 7_20M_QPSK_1RB_49Offset_Bottom Side_10mm_Ch21350

Communication System: UID 0, LTE-FDD (0); Frequency: 2560 MHz;Duty Cycle: 1:1
Medium: HSL_2600 Medium parameters used: f = 2560 MHz; σ = 1.984 S/m; ε_r = 38.035; ρ = 1000 kg/m^3
Ambient Temperature：23.3 ℃； Liquid Temperature：22.8 ℃

DASY5 Configuration:
- Probe: ES3DV3 - SN3279; ConvF(4.58, 4.58, 4.58); Calibrated: 2019/3/4
- Sensor-Surface: 3mm (Mechanical Surface Detection)
- Electronics: DAE4 Sn871; Calibrated: 2019/6/27
- Phantom: SAM1; Type: SAM; Serial: TP-1753
- Measurement SW: DASY52, Version 52.10 (3); SEMCAD X Version 14.6.13 (7474)

Ch21350/Area Scan (51x91x1): Interpolated grid: dx=1.200 mm, dy=1.200 mm
Maximum value of SAR (interpolated) = 1.13 W/kg

Ch21350/Zoom Scan (7x7x7)/Cube 0: Measurement grid: dx=5mm, dy=5mm, dz=5mm
Reference Value = 15.56 V/m; Power Drift = 0.09 dB
Peak SAR (extrapolated) = 1.80 W/kg
SAR(1 g) = 0.846 W/kg; SAR(10 g) = 0.383 W/kg
Maximum value of SAR (measured) = 1.12 W/kg

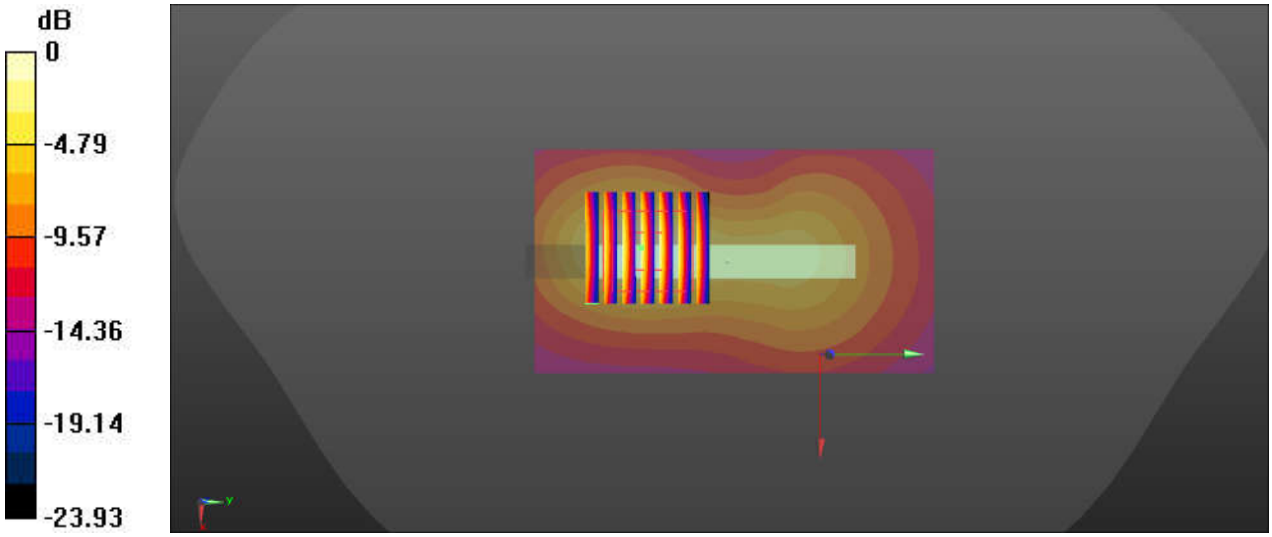

0 dB = 1.12 W/kg = 0.49 dBW/kg

Test Laboratory: Sporton International Inc. SAR/HAC Testing Lab Date: 2020/2/23

28_WLAN2.4GHz_802.11b 1Mbps_Back_10mm_Ch1

Communication System: UID 0, 802.11b (0); Frequency: 2412 MHz;Duty Cycle: 1:1
Medium: HSL_2450 Medium parameters used: f = 2412 MHz; σ = 1.813 S/m; ε_r = 38.696; ρ = 1000 kg/m^3
Ambient Temperature：23.3 ℃; Liquid Temperature：22.6 ℃

DASY5 Configuration:
- Probe: ES3DV3 - SN3279; ConvF(4.77, 4.77, 4.77); Calibrated: 2019/3/4
- Sensor-Surface: 3mm (Mechanical Surface Detection)
- Electronics: DAE4 Sn871; Calibrated: 2019/6/27
- Phantom: SAM1; Type: SAM; Serial: TP-1753
- Measurement SW: DASY52, Version 52.10 (1); SEMCAD X Version 14.6.11 (7439)

Ch1/Area Scan (91x91x1): Interpolated grid: dx=1.200 mm, dy=1.200 mm
Maximum value of SAR (interpolated) = 0.100 W/kg

Ch1/Zoom Scan (7x7x7)/Cube 0: Measurement grid: dx=5mm, dy=5mm, dz=5mm
Reference Value = 3.117 V/m; Power Drift = -0.02 dB
Peak SAR (extrapolated) = 0.175 W/kg
SAR(1 g) = 0.079 W/kg; SAR(10 g) = 0.040 W/kg
Maximum value of SAR (measured) = 0.100 W/kg

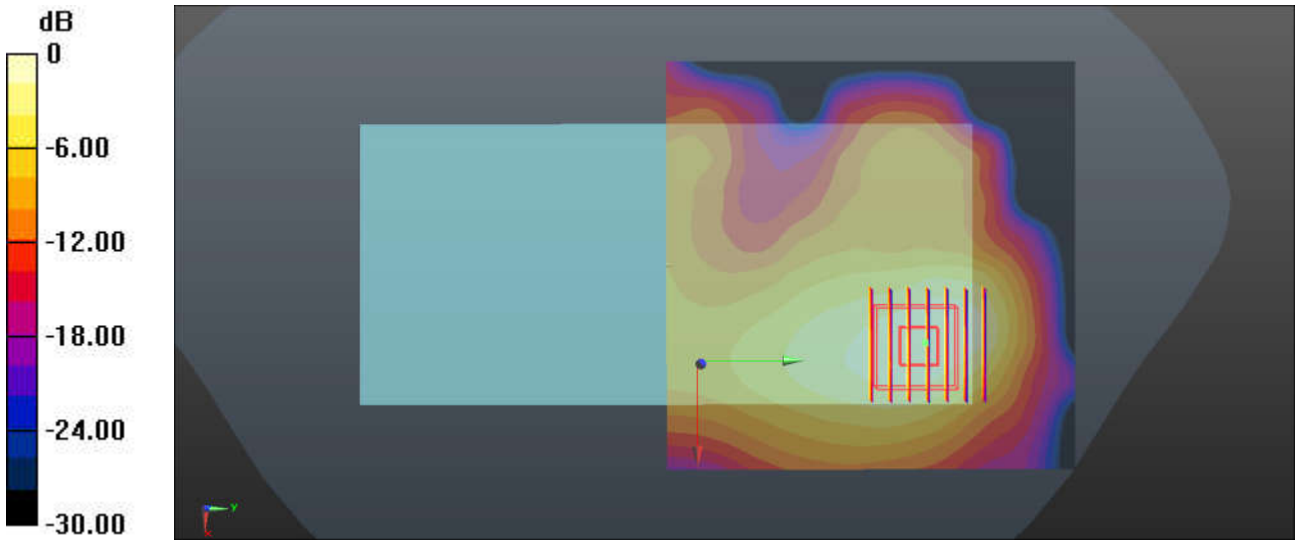

0 dB = 0.100 W/kg = -10.00 dBW/kg

Test Laboratory: Sporton International Inc. SAR/HAC Testing Lab Date: 2020/2/23

29_Bluetooth_1Mbps_Back_10mm_Ch78

Communication System: UID 0, Bluetooth (0); Frequency: 2480 MHz;Duty Cycle: 1:1.303
Medium: HSL_2450 Medium parameters used: f = 2480 MHz; σ = 1.893 S/m; ε_r = 38.44; ρ = 1000 kg/m^3
Ambient Temperature：23.3 ℃; Liquid Temperature：22.6 ℃

DASY5 Configuration:
- Probe: ES3DV3 - SN3279; ConvF(4.77, 4.77, 4.77); Calibrated: 2019/3/4
- Sensor-Surface: 3mm (Mechanical Surface Detection)
- Electronics: DAE4 Sn871; Calibrated: 2019/6/27
- Phantom: SAM1; Type: SAM; Serial: TP-1753
- Measurement SW: DASY52, Version 52.10 (1); SEMCAD X Version 14.6.11 (7439)

Ch78/Area Scan (101x91x1): Interpolated grid: dx=1.200 mm, dy=1.200 mm
Maximum value of SAR (interpolated) = 0.0295 W/kg

Ch78/Zoom Scan (8x9x7)/Cube 0: Measurement grid: dx=5mm, dy=5mm, dz=5mm
Reference Value = 1.712 V/m; Power Drift = -0.07 dB
Peak SAR (extrapolated) = 0.110 W/kg
SAR(1 g) = 0.021 W/kg; SAR(10 g) = 0.010 W/kg
Maximum value of SAR (measured) = 0.0269 W/kg

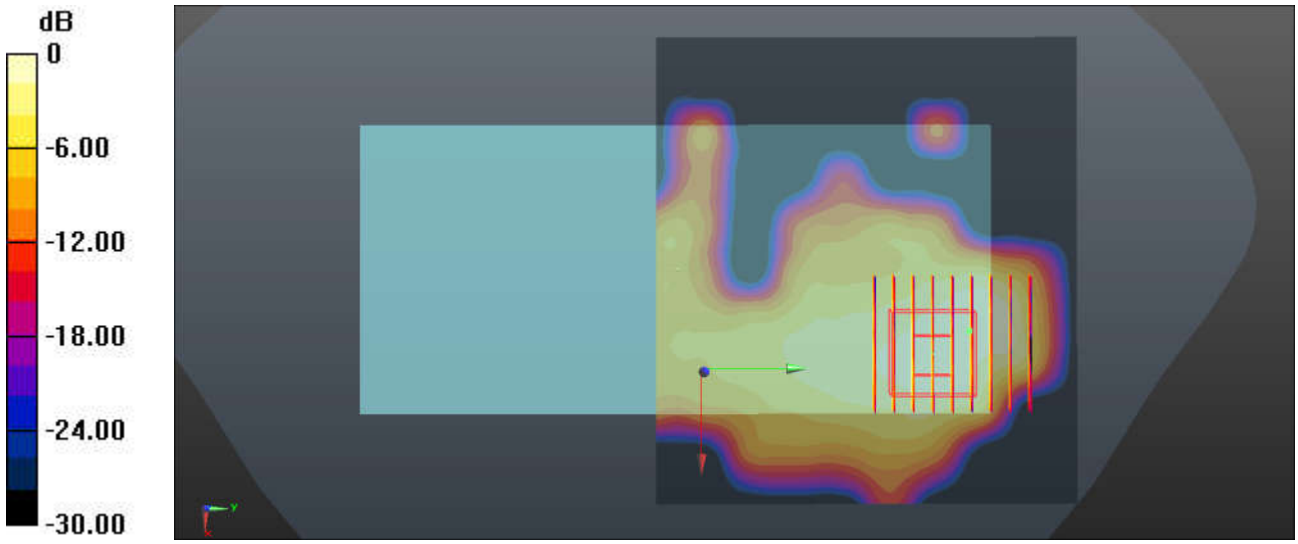

0 dB = 0.0295 W/kg = -15.30 dBW/kg

Test Laboratory: Sporton International Inc. SAR/HAC Testing Lab Date: 2020/2/24

30_WLAN5GHz_802.11a 6Mbps_Top Side_10mm_Ch48

Communication System: UID 0, 802.11a (0); Frequency: 5240 MHz;Duty Cycle: 1:1.032
Medium: HSL_5000 Medium parameters used: f = 5240 MHz; σ = 4.585 S/m; ε_r = 36.403; ρ = 1000 kg/m^3
Ambient Temperature：23.3 ℃; Liquid Temperature：22.6 ℃

DASY5 Configuration:
- Probe: EX3DV4 - SN3857; ConvF(5.19, 5.19, 5.19); Calibrated: 2019/5/27
- Sensor-Surface: 1.4mm (Mechanical Surface Detection)
- Electronics: DAE4 Sn1210; Calibrated: 2019/7/23
- Phantom: SAM1; Type: SAM; Serial: TP-1697
- Measurement SW: DASY52, Version 52.10 (1); SEMCAD X Version 14.6.11 (7439)

Ch48/Area Scan (61x121x1): Interpolated grid: dx=1.000 mm, dy=1.000 mm
Maximum value of SAR (interpolated) = 0.458 W/kg

Ch48/Zoom Scan (8x8x7)/Cube 0: Measurement grid: dx=4mm, dy=4mm, dz=1.4mm
Reference Value = 10.63 V/m; Power Drift = -0.19 dB
Peak SAR (extrapolated) = 0.718 W/kg
SAR(1 g) = 0.212 W/kg; SAR(10 g) = 0.075 W/kg
Maximum value of SAR (measured) = 0.463 W/kg

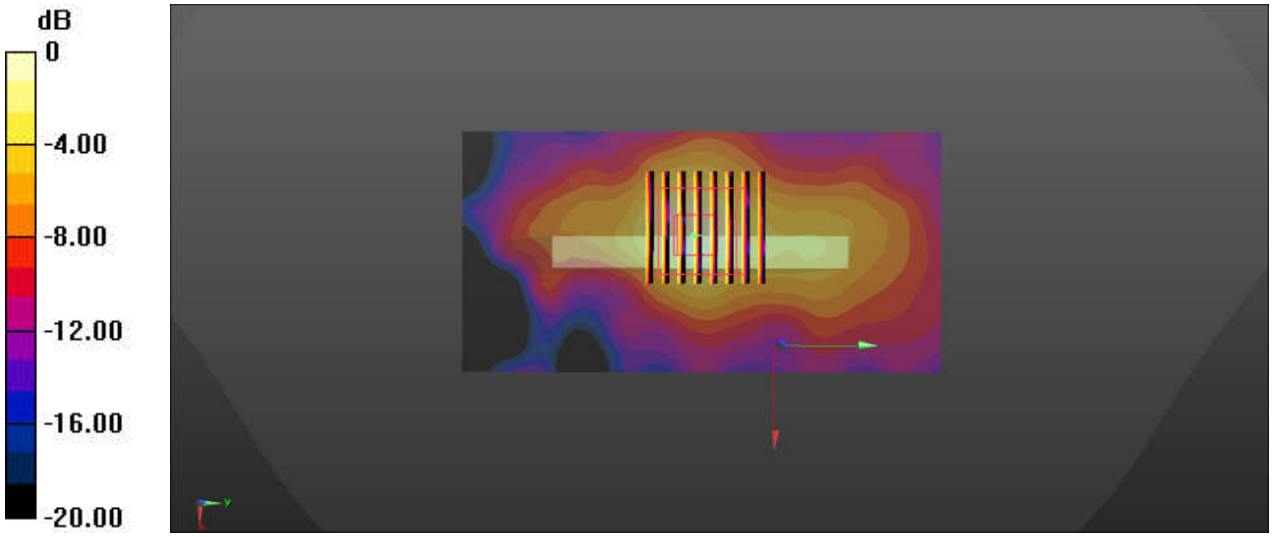

0 dB = 0.458 W/kg = -3.39 dBW/kg

Test Laboratory: Sporton International Inc. SAR/HAC Testing Lab Date: 2020/2/25

31_WLAN5GHz_802.11a 6Mbps_Top Side_10mm_Ch157

Communication System: UID 0, 802.11a (0); Frequency: 5785 MHz;Duty Cycle: 1:1.032
Medium: HSL_5000 Medium parameters used: f = 5785 MHz; σ = 5.204 S/m; ε_r = 35.534; ρ = 1000 kg/m^3
Ambient Temperature：23.2 ℃; Liquid Temperature：22.9 ℃

DASY5 Configuration:
- Probe: EX3DV4 - SN3857; ConvF(5.17, 5.17, 5.17); Calibrated: 2019/5/27
- Sensor-Surface: 1.4mm (Mechanical Surface Detection)
- Electronics: DAE4 Sn1210; Calibrated: 2019/7/23
- Phantom: SAM1; Type: SAM; Serial: TP-1697
- Measurement SW: DASY52, Version 52.10 (1); SEMCAD X Version 14.6.11 (7439)

Ch157/Area Scan (61x121x1): Interpolated grid: dx=1.000 mm, dy=1.000 mm
Maximum value of SAR (interpolated) = 0.581 W/kg

Ch157/Zoom Scan (8x8x7)/Cube 0: Measurement grid: dx=4mm, dy=4mm, dz=1.4mm
Reference Value = 11.72 V/m; Power Drift = -0.16 dB
Peak SAR (extrapolated) = 0.969 W/kg
SAR(1 g) = 0.245 W/kg; SAR(10 g) = 0.088 W/kg
Maximum value of SAR (measured) = 0.570 W/kg

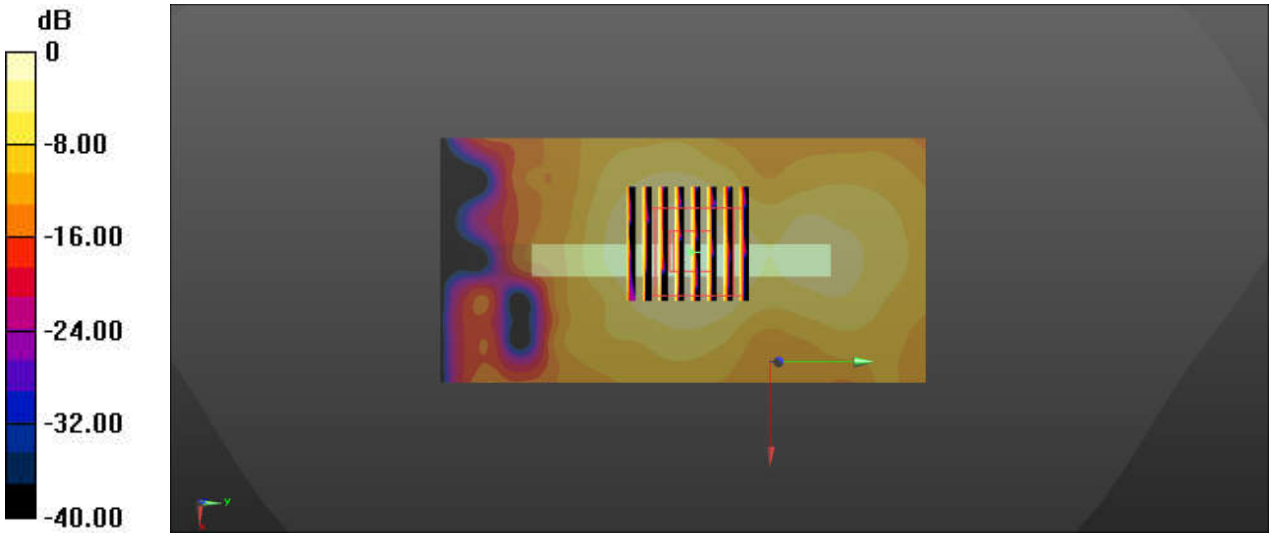

0 dB = 0.581 W/kg = -2.36 dBW/kg

32_GSM850_GPRS 4 Tx slots_Back_10mm_Ch251

Communication System: UID 0, GSM850-4UP (0); Frequency: 848.8 MHz;Duty Cycle: 1:2.08
Medium: HSL_835 Medium parameters used: f = 849 MHz; σ = 0.914 S/m; ε_r = 41.001; ρ = 1000 kg/m^3
Ambient Temperature：23.2 ℃; Liquid Temperature：22.7 ℃

DASY5 Configuration:
- Probe: ES3DV3 - SN3279; ConvF(6.38, 6.38, 6.38); Calibrated: 2019/3/4
- Sensor-Surface: 3mm (Mechanical Surface Detection)
- Electronics: DAE4 Sn871; Calibrated: 2019/6/27
- Phantom: SAM1; Type: SAM; Serial: TP-1753
- Measurement SW: DASY52, Version 52.10 (1); SEMCAD X Version 14.6.11 (7439)

Ch251/Area Scan (71x111x1): Interpolated grid: dx=1.500 mm, dy=1.500 mm
Maximum value of SAR (interpolated) = 0.643 W/kg

Ch251/Zoom Scan (6x6x7)/Cube 0: Measurement grid: dx=8mm, dy=8mm, dz=5mm
Reference Value = 20.98 V/m; Power Drift = 0.07 dB
Peak SAR (extrapolated) = 0.946 W/kg
SAR(1 g) = 0.539 W/kg; SAR(10 g) = 0.314 W/kg
Maximum value of SAR (measured) = 0.646 W/kg

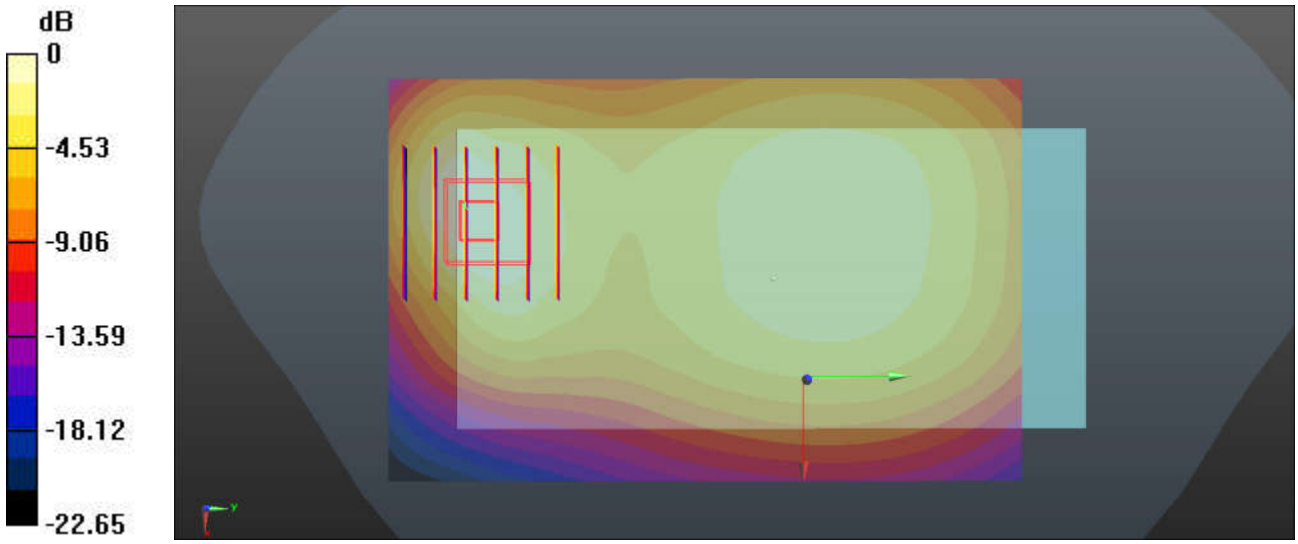

0 dB = 0.643 W/kg = -1.92 dBW/kg

33_GSM1900_GPRS 4 Tx slots_Back_10mm_Ch810

Communication System: UID 0, PCS-4UP (0); Frequency: 1909.8 MHz;Duty Cycle: 1:2.08
Medium: HSL_1900 Medium parameters used: f = 1910 MHz; σ = 1.413 S/m; ε_r = 39.048; ρ = 1000 kg/m^3
Ambient Temperature：23.2 ℃; Liquid Temperature：22.6 ℃

DASY5 Configuration:
- Probe: ES3DV3 - SN3279; ConvF(5.35, 5.35, 5.35); Calibrated: 2019/3/4
- Sensor-Surface: 3mm (Mechanical Surface Detection)
- Electronics: DAE4 Sn871; Calibrated: 2019/6/27
- Phantom: SAM2; Type: SAM; Serial: TP-1754
- Measurement SW: DASY52, Version 52.10 (1); SEMCAD X Version 14.6.11 (7439)

Ch810/Area Scan (71x71x1): Interpolated grid: dx=1.500 mm, dy=1.500 mm
Maximum value of SAR (interpolated) = 0.993 W/kg

Ch810/Zoom Scan (5x5x7)/Cube 0: Measurement grid: dx=8mm, dy=8mm, dz=5mm
Reference Value = 15.65 V/m; Power Drift = -0.04 dB
Peak SAR (extrapolated) = 1.34 W/kg
SAR(1 g) = 0.738 W/kg; SAR(10 g) = 0.405 W/kg
Maximum value of SAR (measured) = 0.903 W/kg

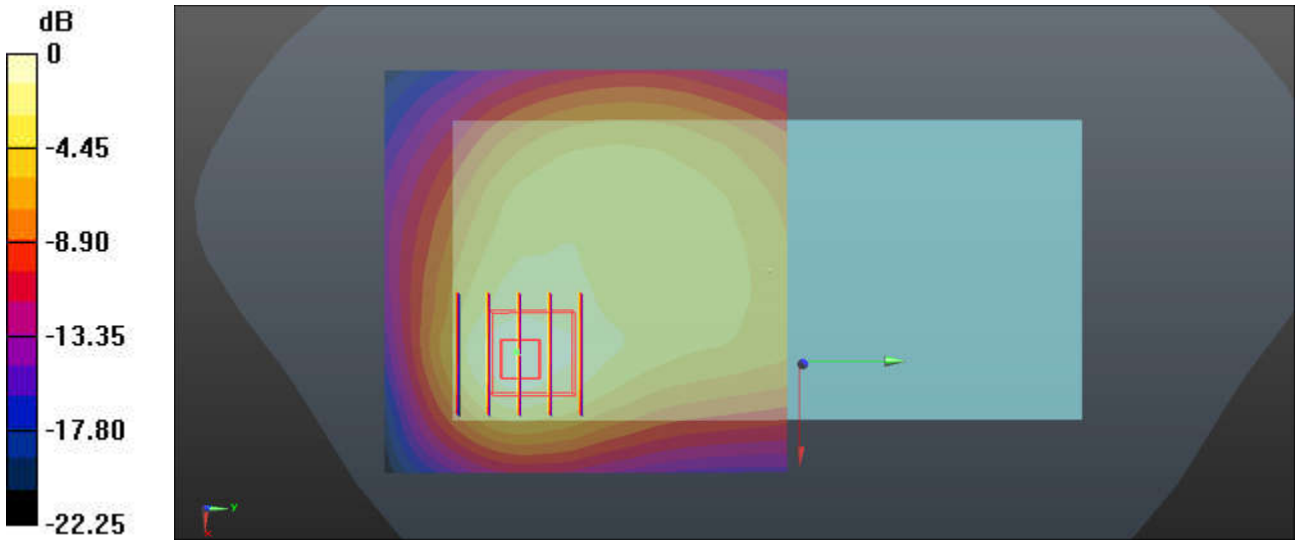

0 dB = 0.993 W/kg = -0.03 dBW/kg

34_WCDMA V_RMC 12.2Kbps_Back_10mm_Ch4233

Communication System: UID 0, WCDMA (0); Frequency: 846.6 MHz;Duty Cycle: 1:1
Medium: HSL_835 Medium parameters used: f = 847 MHz; σ = 0.912 S/m; ε_r = 41.028; ρ = 1000 kg/m^3
Ambient Temperature：23.2 ℃; Liquid Temperature：22.7 ℃

DASY5 Configuration:
- Probe: ES3DV3 - SN3279; ConvF(6.38, 6.38, 6.38); Calibrated: 2019/3/4
- Sensor-Surface: 3mm (Mechanical Surface Detection)
- Electronics: DAE4 Sn871; Calibrated: 2019/6/27
- Phantom: SAM1; Type: SAM; Serial: TP-1753
- Measurement SW: DASY52, Version 52.10 (1); SEMCAD X Version 14.6.11 (7439)

Ch4233/Area Scan (71x121x1): Interpolated grid: dx=1.500 mm, dy=1.500 mm
Maximum value of SAR (interpolated) = 0.482 W/kg

Ch4233/Zoom Scan (5x5x7)/Cube 0: Measurement grid: dx=8mm, dy=8mm, dz=5mm
Reference Value = 17.69 V/m; Power Drift = -0.01 dB
Peak SAR (extrapolated) = 0.722 W/kg
SAR(1 g) = 0.406 W/kg; SAR(10 g) = 0.235 W/kg
Maximum value of SAR (measured) = 0.506 W/kg

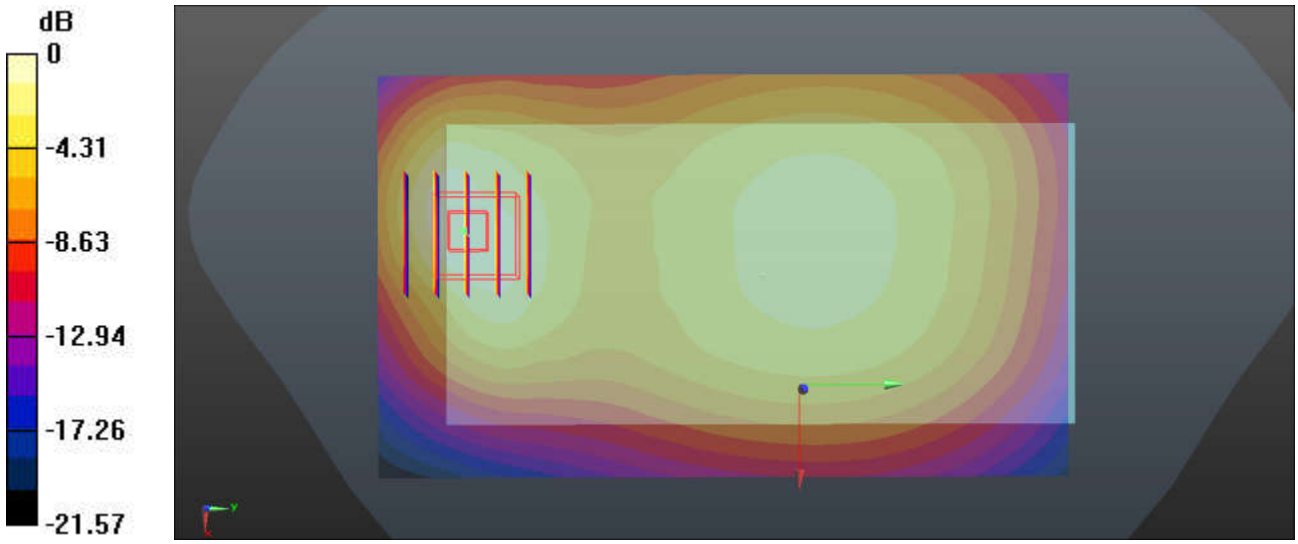

0 dB = 0.482 W/kg = -3.17 dBW/kg

35_WCDMA IV_RMC 12.2Kbps_Back_10mm_Ch1513

Communication System: UID 0, WCDMA (0); Frequency: 1752.6 MHz;Duty Cycle: 1:1
Medium: HSL_1750 Medium parameters used: f = 1753 MHz; σ = 1.363 S/m; ε_r = 39.041; ρ = 1000 kg/m^3
Ambient Temperature：23.3 ℃; Liquid Temperature：22.6 ℃

DASY5 Configuration:
- Probe: ES3DV3 - SN3279; ConvF(5.59, 5.59, 5.59); Calibrated: 2019/3/4
- Sensor-Surface: 3mm (Mechanical Surface Detection)
- Electronics: DAE4 Sn871; Calibrated: 2019/6/27
- Phantom: SAM2; Type: SAM; Serial: TP-1754
- Measurement SW: DASY52, Version 52.10 (1); SEMCAD X Version 14.6.11 (7439)

Ch1513/Area Scan (71x71x1): Interpolated grid: dx=1.500 mm, dy=1.500 mm
Maximum value of SAR (interpolated) = 1.01 W/kg

Ch1513/Zoom Scan (5x6x7)/Cube 0: Measurement grid: dx=8mm, dy=8mm, dz=5mm
Reference Value = 17.32 V/m; Power Drift = -0.02 dB
Peak SAR (extrapolated) = 1.29 W/kg
SAR(1 g) = 0.741 W/kg; SAR(10 g) = 0.426 W/kg
Maximum value of SAR (measured) = 0.904 W/kg

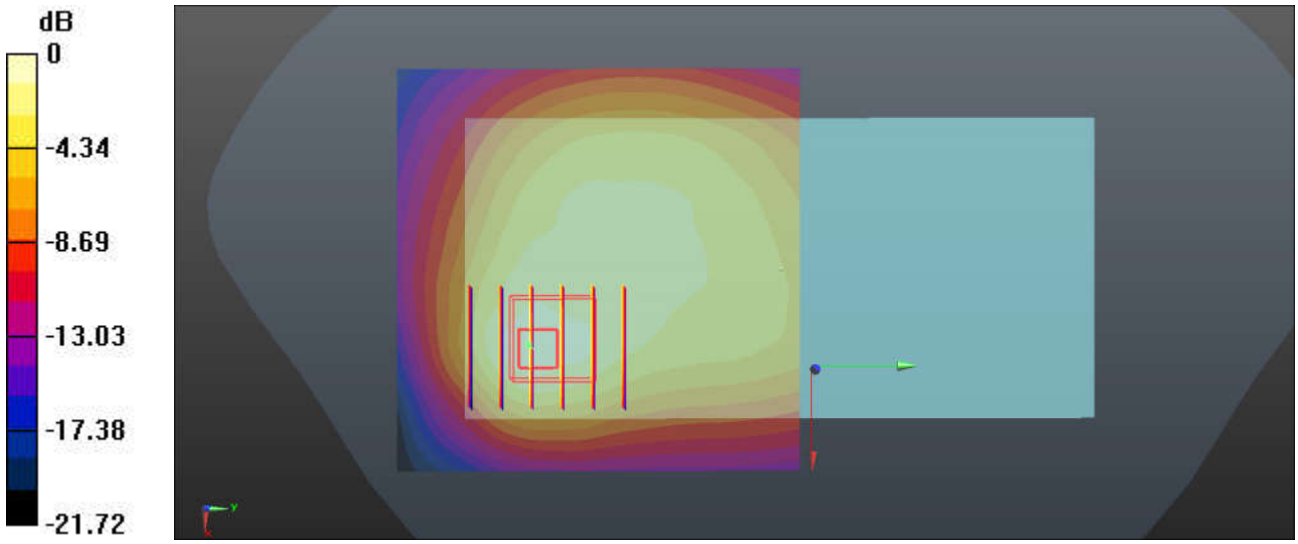

0 dB = 1.01 W/kg = 0.04 dBW/kg

36_WCDMA II_RMC 12.2Kbps_Back_10mm_Ch9538

Communication System: UID 0, WCDMA (0); Frequency: 1907.6 MHz;Duty Cycle: 1:1
Medium: HSL_1900 Medium parameters used: f = 1908 MHz; σ = 1.411 S/m; ε_r = 39.06; ρ = 1000 kg/m^3
Ambient Temperature：23.2 ℃; Liquid Temperature：22.6 ℃

DASY5 Configuration:
- Probe: ES3DV3 - SN3279; ConvF(5.35, 5.35, 5.35); Calibrated: 2019/3/4
- Sensor-Surface: 3mm (Mechanical Surface Detection)
- Electronics: DAE4 Sn871; Calibrated: 2019/6/27
- Phantom: SAM2; Type: SAM; Serial: TP-1754
- Measurement SW: DASY52, Version 52.10 (1); SEMCAD X Version 14.6.11 (7439)

Ch9538/Area Scan (71x71x1): Interpolated grid: dx=1.500 mm, dy=1.500 mm
Maximum value of SAR (interpolated) = 0.980 W/kg

Ch9538/Zoom Scan (5x6x7)/Cube 0: Measurement grid: dx=8mm, dy=8mm, dz=5mm
Reference Value = 15.61 V/m; Power Drift = 0.01 dB
Peak SAR (extrapolated) = 1.31 W/kg
SAR(1 g) = 0.720 W/kg; SAR(10 g) = 0.402 W/kg
Maximum value of SAR (measured) = 0.877 W/kg

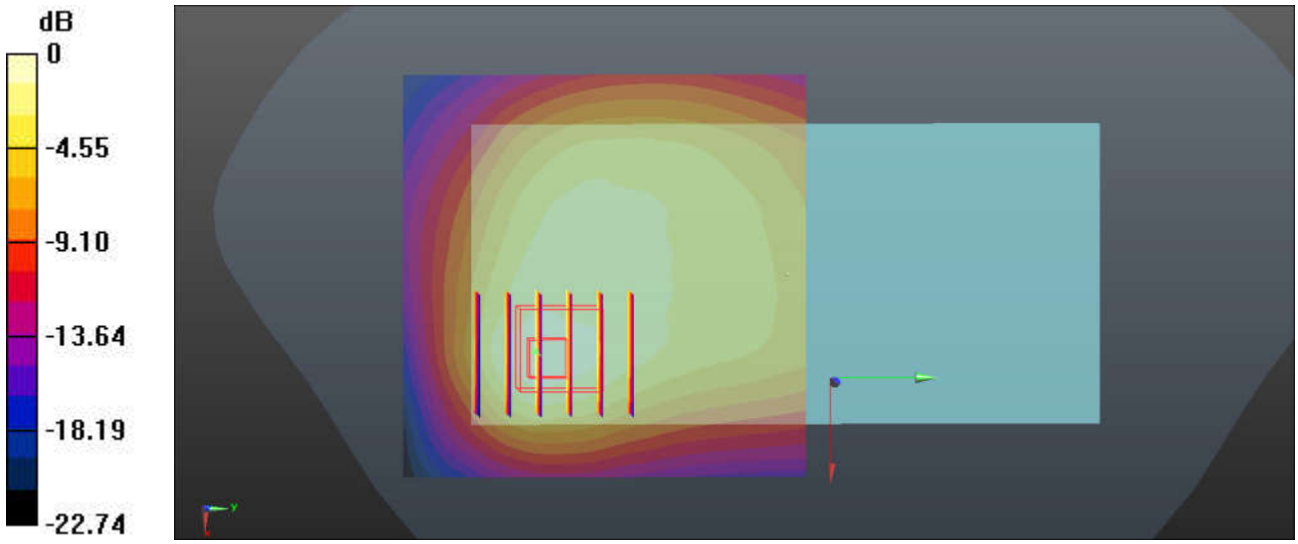

0 dB = 0.980 W/kg = -0.09 dBW/kg

37_LTE Band 12_10M_QPSK_1RB_25Offset_Back_10mm_Ch23095

Communication System: UID 0, LTE-FDD (0); Frequency: 707.5 MHz;Duty Cycle: 1:1
Medium: HSL_750 Medium parameters used: f = 707.5 MHz; σ = 0.852 S/m; ε_r = 42.259; ρ = 1000 kg/m^3
Ambient Temperature：23.2 ℃; Liquid Temperature：22.6 ℃

DASY5 Configuration:
- Probe: ES3DV3 - SN3279; ConvF(6.58, 6.58, 6.58); Calibrated: 2019/3/4
- Sensor-Surface: 3mm (Mechanical Surface Detection)
- Electronics: DAE4 Sn871; Calibrated: 2019/6/27
- Phantom: SAM1; Type: SAM; Serial: TP-1753
- Measurement SW: DASY52, Version 52.10 (1); SEMCAD X Version 14.6.11 (7439)

Ch23095/Area Scan (71x81x1): Interpolated grid: dx=1.500 mm, dy=1.500 mm
Maximum value of SAR (interpolated) = 0.232 W/kg

Ch23095/Zoom Scan (5x5x7)/Cube 0: Measurement grid: dx=8mm, dy=8mm, dz=5mm
Reference Value = 16.61 V/m; Power Drift = 0.03 dB
Peak SAR (extrapolated) = 0.261 W/kg
SAR(1 g) = 0.215 W/kg; SAR(10 g) = 0.168 W/kg
Maximum value of SAR (measured) = 0.233 W/kg

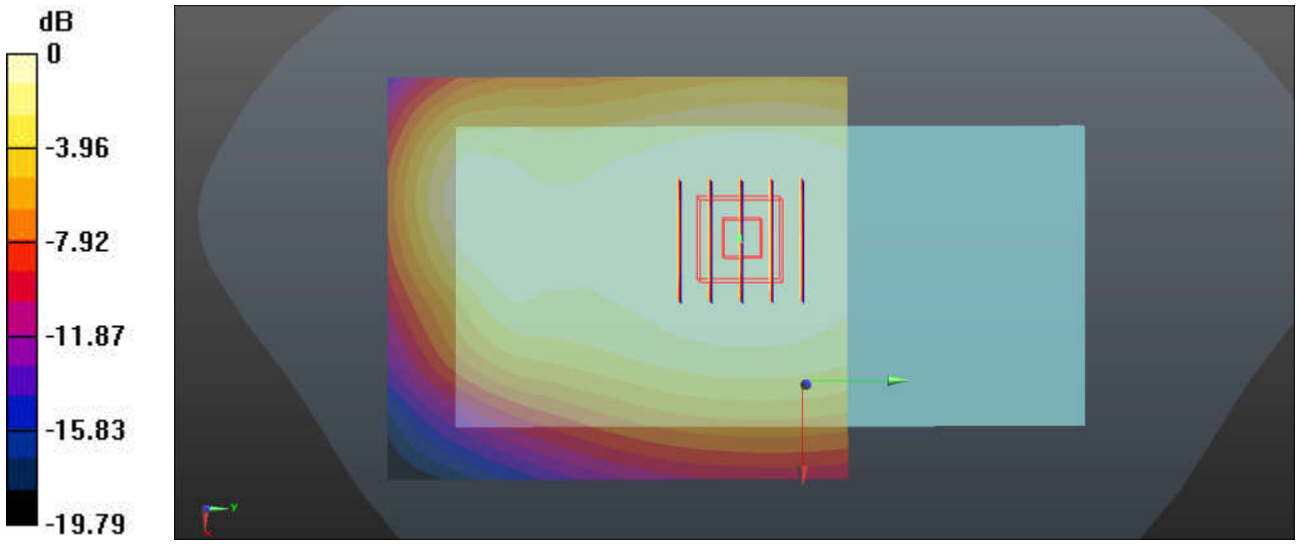

0 dB = 0.232 W/kg = -6.35 dBW/kg

38_LTE Band 13_10M_QPSK_1RB_25Offset_Back_10mm_Ch23230

Communication System: UID 0, LTE-FDD (0); Frequency: 782 MHz;Duty Cycle: 1:1
Medium: HSL_750 Medium parameters used: f = 782 MHz; σ = 0.923 S/m; ε_r = 41.276; ρ = 1000 kg/m^3
Ambient Temperature：23.2 ℃; Liquid Temperature：22.6 ℃

DASY5 Configuration:
- Probe: ES3DV3 - SN3279; ConvF(6.58, 6.58, 6.58); Calibrated: 2019/3/4
- Sensor-Surface: 3mm (Mechanical Surface Detection)
- Electronics: DAE4 Sn871; Calibrated: 2019/6/27
- Phantom: SAM1; Type: SAM; Serial: TP-1753
- Measurement SW: DASY52, Version 52.10 (1); SEMCAD X Version 14.6.11 (7439)

Ch23230/Area Scan (71x81x1): Interpolated grid: dx=1.500 mm, dy=1.500 mm
Maximum value of SAR (interpolated) = 0.308 W/kg

Ch23230/Zoom Scan (6x6x7)/Cube 0: Measurement grid: dx=8mm, dy=8mm, dz=5mm
Reference Value = 15.45 V/m; Power Drift = -0.09 dB
Peak SAR (extrapolated) = 0.481 W/kg
SAR(1 g) = 0.262 W/kg; SAR(10 g) = 0.151 W/kg
Maximum value of SAR (measured) = 0.312 W/kg

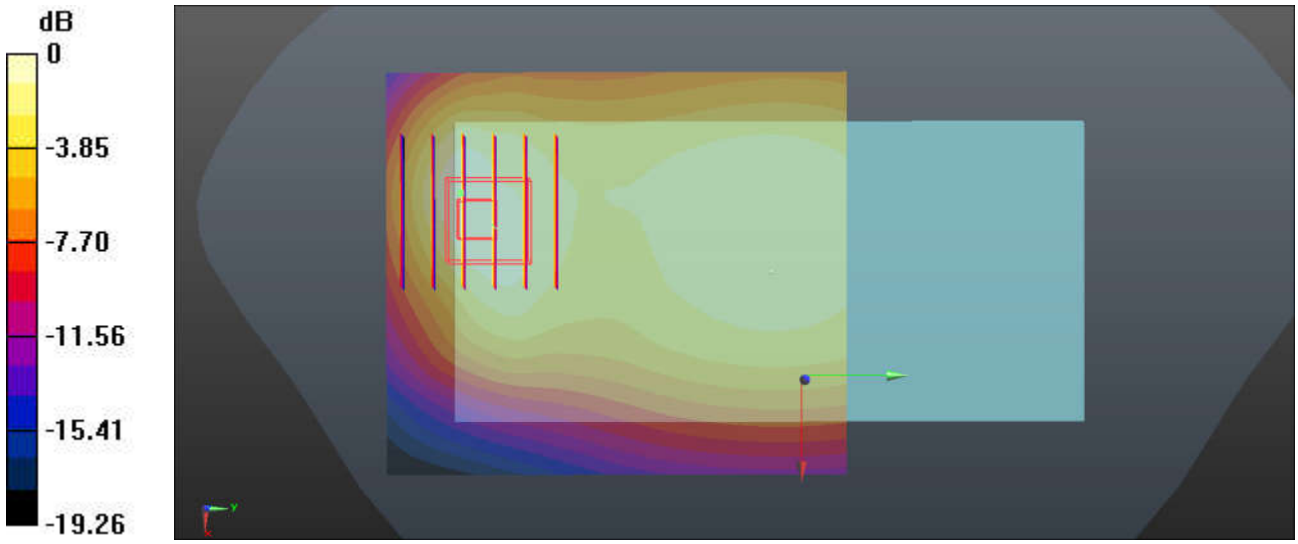

0 dB = 0.308 W/kg = -5.11 dBW/kg

39_LTE Band 5_10M_QPSK_1RB_0Offset_Back_10mm_Ch20525

Communication System: UID 0, LTE-FDD (0); Frequency: 836.5 MHz;Duty Cycle: 1:1
Medium: HSL_835 Medium parameters used: f = 836.5 MHz; σ = 0.902 S/m; ε_r = 41.149; ρ = 1000 kg/m^3
Ambient Temperature：23.2 ℃; Liquid Temperature：22.7 ℃

DASY5 Configuration:
- Probe: ES3DV3 - SN3279; ConvF(6.38, 6.38, 6.38); Calibrated: 2019/3/4
- Sensor-Surface: 3mm (Mechanical Surface Detection)
- Electronics: DAE4 Sn871; Calibrated: 2019/6/27
- Phantom: SAM1; Type: SAM; Serial: TP-1753
- Measurement SW: DASY52, Version 52.10 (1); SEMCAD X Version 14.6.11 (7439)

Ch20525/Area Scan (71x81x1): Interpolated grid: dx=1.500 mm, dy=1.500 mm
Maximum value of SAR (interpolated) = 0.421 W/kg

Ch20525/Zoom Scan (5x5x7)/Cube 0: Measurement grid: dx=8mm, dy=8mm, dz=5mm
Reference Value = 17.91 V/m; Power Drift = 0.02 dB
Peak SAR (extrapolated) = 0.642 W/kg
SAR(1 g) = 0.361 W/kg; SAR(10 g) = 0.210 W/kg
Maximum value of SAR (measured) = 0.441 W/kg

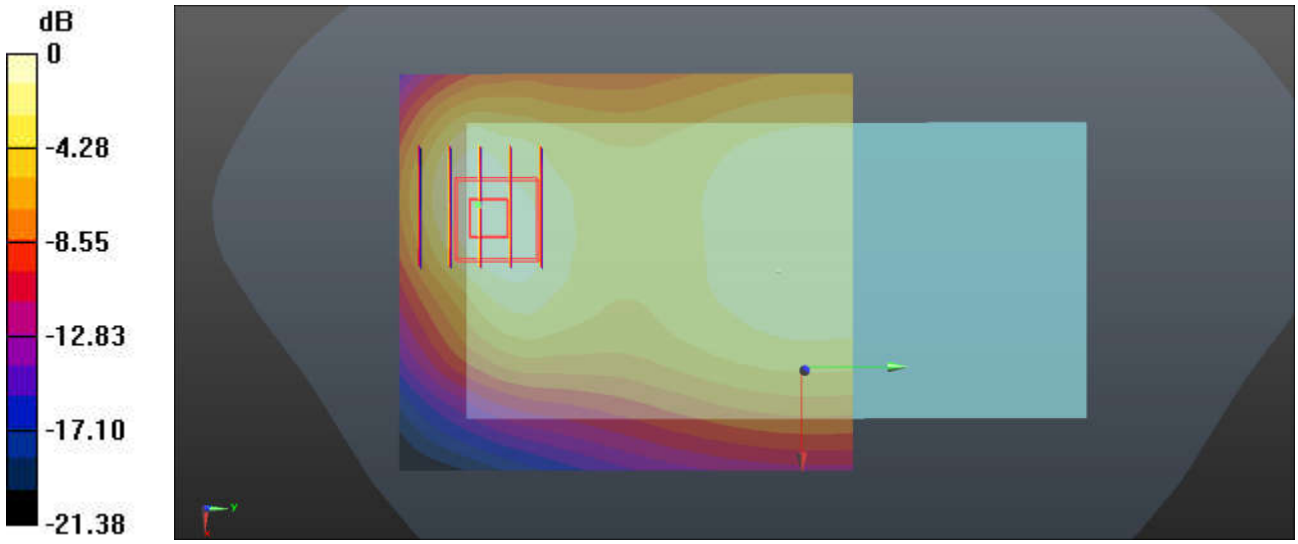

0 dB = 0.421 W/kg = -3.76 dBW/kg

40_LTE Band 66_20M_QPSK_1RB_49Offset_Back_10mm_Ch132572

Communication System: UID 0, LTE-FDD (0); Frequency: 1770 MHz;Duty Cycle: 1:1
Medium: HSL_1750 Medium parameters used: f = 1770 MHz; σ = 1.379 S/m; ε_r = 38.983; ρ = 1000 kg/m^3
Ambient Temperature：23.3 ℃; Liquid Temperature：22.6 ℃

DASY5 Configuration:
- Probe: ES3DV3 - SN3279; ConvF(5.59, 5.59, 5.59); Calibrated: 2019/3/4
- Sensor-Surface: 3mm (Mechanical Surface Detection)
- Electronics: DAE4 Sn871; Calibrated: 2019/6/27
- Phantom: SAM2; Type: SAM; Serial: TP-1754
- Measurement SW: DASY52, Version 52.10 (1); SEMCAD X Version 14.6.11 (7439)

Ch132572/Area Scan (71x71x1): Interpolated grid: dx=1.500 mm, dy=1.500 mm
Maximum value of SAR (interpolated) = 1.03 W/kg

Ch132572/Zoom Scan (5x6x7)/Cube 0: Measurement grid: dx=8mm, dy=8mm, dz=5mm
Reference Value = 17.24 V/m; Power Drift = 0.08 dB
Peak SAR (extrapolated) = 1.36 W/kg
SAR(1 g) = 0.778 W/kg; SAR(10 g) = 0.443 W/kg
Maximum value of SAR (measured) = 0.931 W/kg

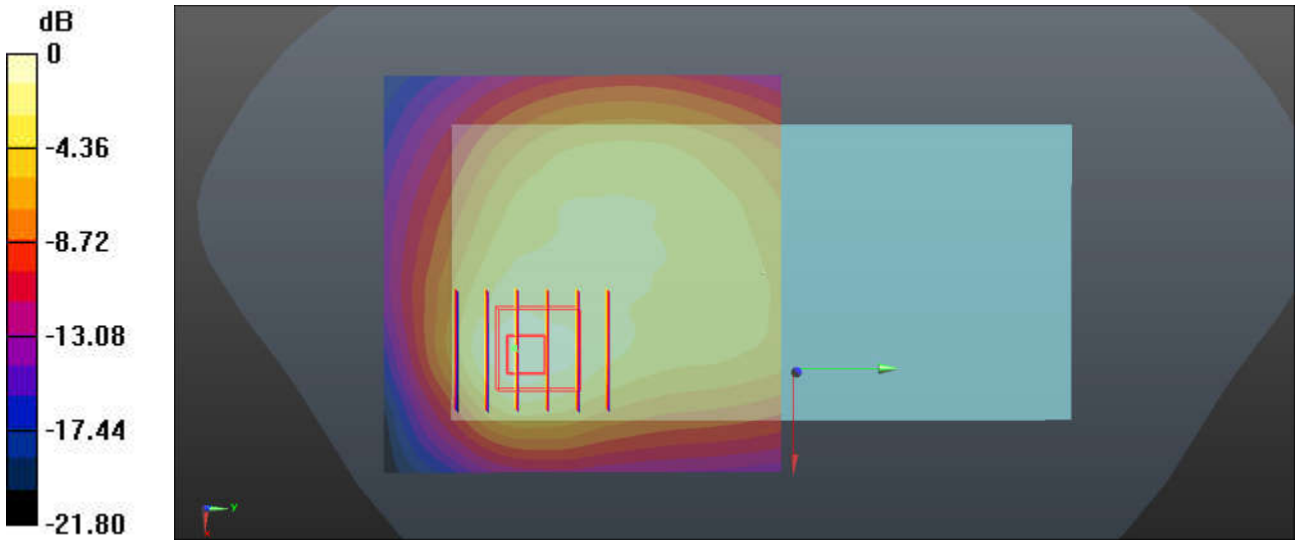

0 dB = 1.03 W/kg = 0.13 dBW/kg

41_LTE Band 2_20M_QPSK_1RB_0Offset_Back_10mm_Ch18700

Communication System: UID 0, LTE-FDD (0); Frequency: 1860 MHz;Duty Cycle: 1:1
Medium: HSL_1900 Medium parameters used: f = 1860 MHz; σ = 1.363 S/m; ε_r = 39.275; ρ = 1000 kg/m^3
Ambient Temperature：23.2 ℃; Liquid Temperature：22.6 ℃

DASY5 Configuration:
- Probe: ES3DV3 - SN3279; ConvF(5.35, 5.35, 5.35); Calibrated: 2019/3/4
- Sensor-Surface: 3mm (Mechanical Surface Detection)
- Electronics: DAE4 Sn871; Calibrated: 2019/6/27
- Phantom: SAM2; Type: SAM; Serial: TP-1754
- Measurement SW: DASY52, Version 52.10 (1); SEMCAD X Version 14.6.11 (7439)

Ch18700/Area Scan (71x71x1): Interpolated grid: dx=1.500 mm, dy=1.500 mm
Maximum value of SAR (interpolated) = 0.785 W/kg

Ch18700/Zoom Scan (5x5x7)/Cube 0: Measurement grid: dx=8mm, dy=8mm, dz=5mm
Reference Value = 14.90 V/m; Power Drift = -0.03 dB
Peak SAR (extrapolated) = 1.12 W/kg
SAR(1 g) = 0.644 W/kg; SAR(10 g) = 0.371 W/kg
Maximum value of SAR (measured) = 0.791 W/kg

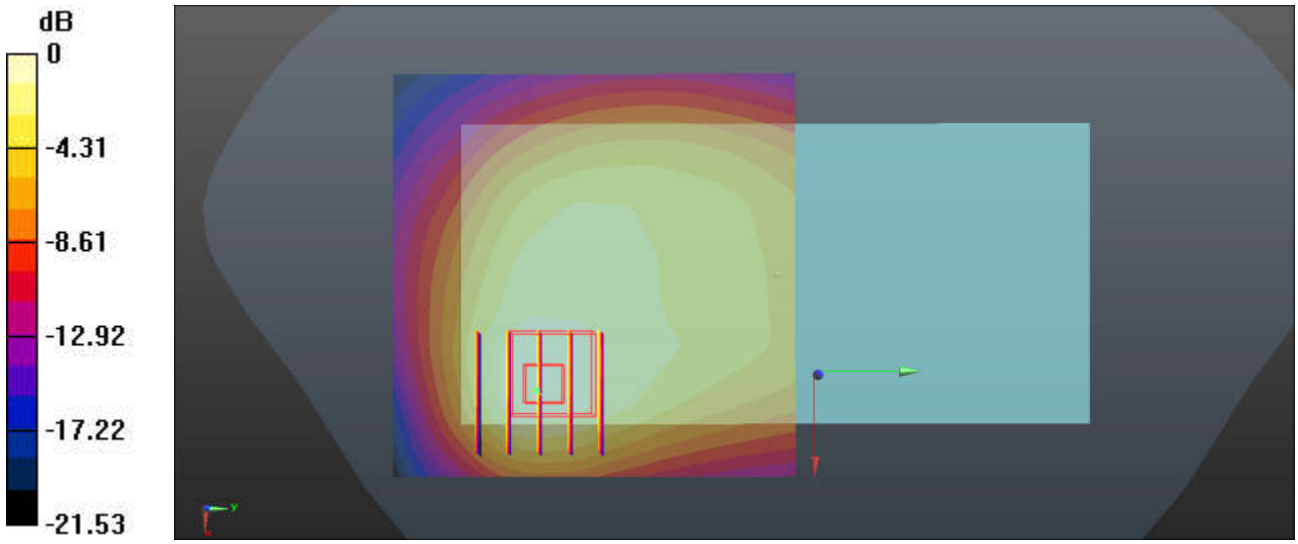

0 dB = 0.785 W/kg = -1.05 dBW/kg

42_LTE Band 7_20M_QPSK_1RB_49Offset_Back_10mm_Ch21350

Communication System: UID 0, LTE-FDD (0); Frequency: 2560 MHz;Duty Cycle: 1:1
Medium: HSL_2600 Medium parameters used: f = 2560 MHz; σ = 1.984 S/m; ε_r = 38.035; ρ = 1000 kg/m^3
Ambient Temperature：23.3 ℃； Liquid Temperature：22.8 ℃

DASY5 Configuration:
- Probe: ES3DV3 - SN3279; ConvF(4.58, 4.58, 4.58); Calibrated: 2019/3/4
- Sensor-Surface: 3mm (Mechanical Surface Detection)
- Electronics: DAE4 Sn871; Calibrated: 2019/6/27
- Phantom: SAM1; Type: SAM; Serial: TP-1753
- Measurement SW: DASY52, Version 52.10 (3); SEMCAD X Version 14.6.13 (7474)

Ch21350/Area Scan (91x111x1): Interpolated grid: dx=1.200 mm, dy=1.200 mm
Maximum value of SAR (interpolated) = 0.849 W/kg

Ch21350/Zoom Scan (7x7x7)/Cube 0: Measurement grid: dx=5mm, dy=5mm, dz=5mm
Reference Value = 5.608 V/m; Power Drift = 0.06 dB
Peak SAR (extrapolated) = 1.43 W/kg
SAR(1 g) = 0.691 W/kg; SAR(10 g) = 0.319 W/kg
Maximum value of SAR (measured) = 0.900 W/kg

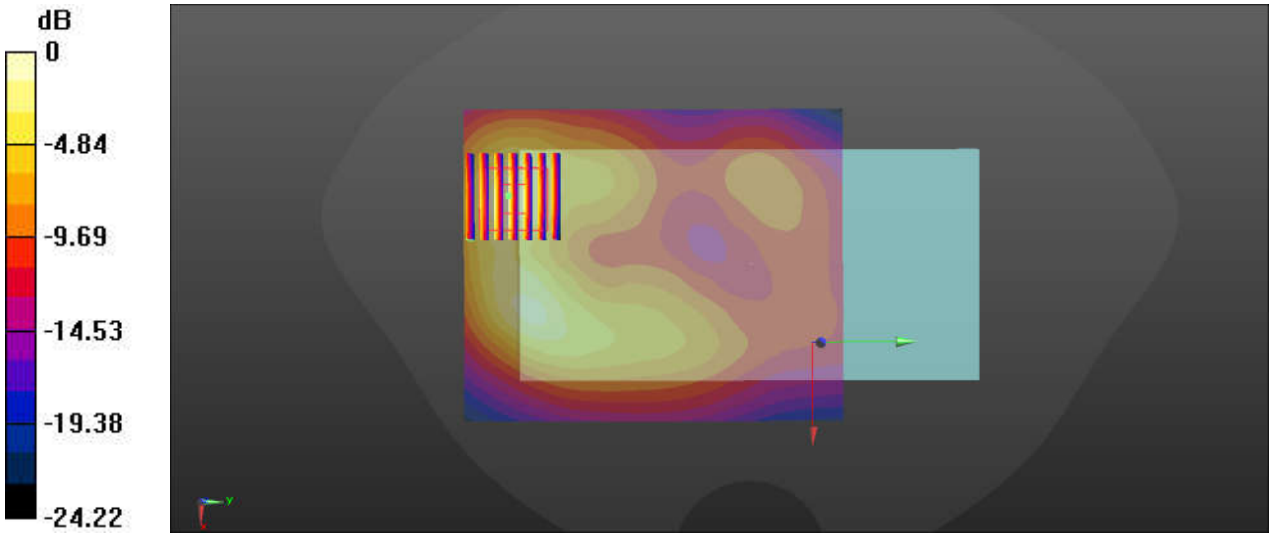

0 dB = 0.900 W/kg = -0.46 dBW/kg

43_WLAN2.4GHz_802.11b 1Mbps_Back_10mm_Ch1

Communication System: UID 0, 802.11b (0); Frequency: 2412 MHz;Duty Cycle: 1:1
Medium: HSL_2450 Medium parameters used: f = 2412 MHz; σ = 1.813 S/m; ε_r = 38.696; ρ = 1000 kg/m^3
Ambient Temperature：23.3 ℃; Liquid Temperature：22.6 ℃

DASY5 Configuration:
- Probe: ES3DV3 - SN3279; ConvF(4.77, 4.77, 4.77); Calibrated: 2019/3/4
- Sensor-Surface: 3mm (Mechanical Surface Detection)
- Electronics: DAE4 Sn871; Calibrated: 2019/6/27
- Phantom: SAM1; Type: SAM; Serial: TP-1753
- Measurement SW: DASY52, Version 52.10 (1); SEMCAD X Version 14.6.11 (7439)

Ch1/Area Scan (91x91x1): Interpolated grid: dx=1.200 mm, dy=1.200 mm
Maximum value of SAR (interpolated) = 0.100 W/kg

Ch1/Zoom Scan (7x7x7)/Cube 0: Measurement grid: dx=5mm, dy=5mm, dz=5mm
Reference Value = 3.117 V/m; Power Drift = -0.02 dB
Peak SAR (extrapolated) = 0.175 W/kg
SAR(1 g) = 0.079 W/kg; SAR(10 g) = 0.040 W/kg
Maximum value of SAR (measured) = 0.100 W/kg

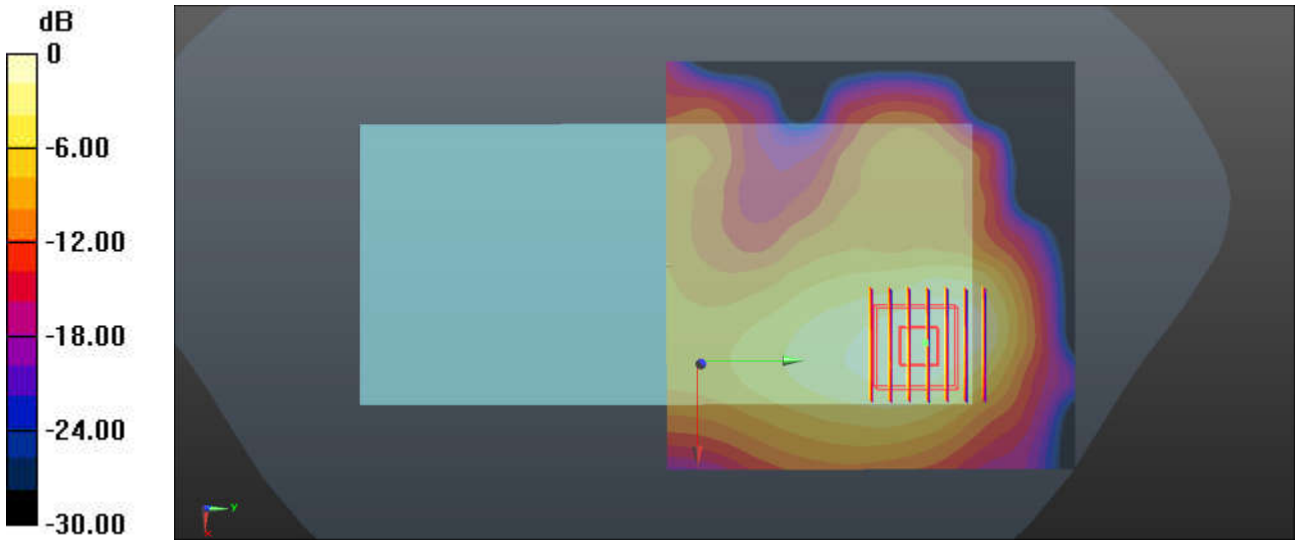

0 dB = 0.100 W/kg = -10.00 dBW/kg

Test Laboratory: Sporton International Inc. SAR/HAC Testing Lab Date: 2020/2/23

44_Bluetooth_1Mbps_Back_10mm_Ch78

Communication System: UID 0, Bluetooth (0); Frequency: 2480 MHz;Duty Cycle: 1:1.303
Medium: HSL_2450 Medium parameters used: f = 2480 MHz; σ = 1.893 S/m; ε_r = 38.44; ρ = 1000 kg/m^3
Ambient Temperature：23.3 ℃; Liquid Temperature：22.6 ℃

DASY5 Configuration:
- Probe: ES3DV3 - SN3279; ConvF(4.77, 4.77, 4.77); Calibrated: 2019/3/4
- Sensor-Surface: 3mm (Mechanical Surface Detection)
- Electronics: DAE4 Sn871; Calibrated: 2019/6/27
- Phantom: SAM1; Type: SAM; Serial: TP-1753
- Measurement SW: DASY52, Version 52.10 (1); SEMCAD X Version 14.6.11 (7439)

Ch78/Area Scan (101x91x1): Interpolated grid: dx=1.200 mm, dy=1.200 mm
Maximum value of SAR (interpolated) = 0.0295 W/kg

Ch78/Zoom Scan (8x9x7)/Cube 0: Measurement grid: dx=5mm, dy=5mm, dz=5mm
Reference Value = 1.712 V/m; Power Drift = -0.07 dB
Peak SAR (extrapolated) = 0.110 W/kg
SAR(1 g) = 0.021 W/kg; SAR(10 g) = 0.010 W/kg
Maximum value of SAR (measured) = 0.0269 W/kg

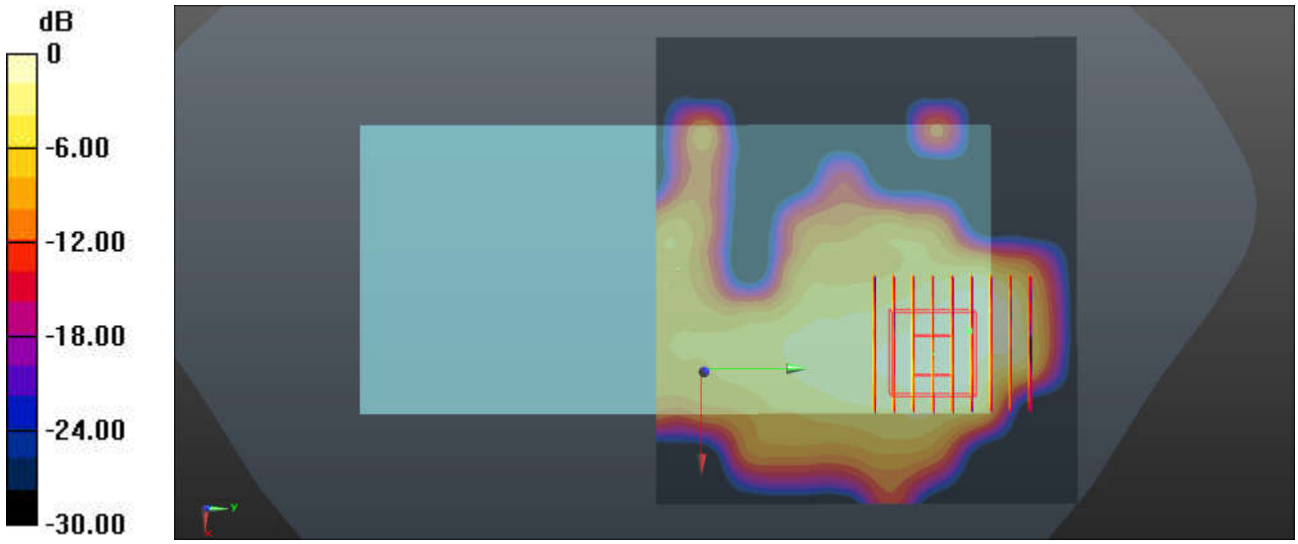

0 dB = 0.0295 W/kg = -15.30 dBW/kg

Test Laboratory: Sporton International Inc. SAR/HAC Testing Lab Date: 2020/2/24

45_WLAN5GHz_802.11a 6Mbps_Back_10mm_Ch48

Communication System: UID 0, 802.11a (0); Frequency: 5240 MHz;Duty Cycle: 1:1.032
Medium: HSL_5000 Medium parameters used: f = 5240 MHz; σ = 4.585 S/m; ε_r = 36.403; ρ = 1000 kg/m^3
Ambient Temperature：23.3 ℃; Liquid Temperature：22.6 ℃

DASY5 Configuration:
- Probe: EX3DV4 - SN3857; ConvF(5.19, 5.19, 5.19); Calibrated: 2019/5/27
- Sensor-Surface: 1.4mm (Mechanical Surface Detection)
- Electronics: DAE4 Sn1210; Calibrated: 2019/7/23
- Phantom: SAM1; Type: SAM; Serial: TP-1697
- Measurement SW: DASY52, Version 52.10 (1); SEMCAD X Version 14.6.11 (7439)

Ch48/Area Scan (101x91x1): Interpolated grid: dx=1.000 mm, dy=1.000 mm
Maximum value of SAR (interpolated) = 0.275 W/kg

Ch48/Zoom Scan (9x9x7)/Cube 0: Measurement grid: dx=4mm, dy=4mm, dz=1.4mm
Reference Value = 0 V/m; Power Drift = 0.01 dB
Peak SAR (extrapolated) = 0.428 W/kg
SAR(1 g) = 0.121 W/kg; SAR(10 g) = 0.044 W/kg
Maximum value of SAR (measured) = 0.279 W/kg



0 dB = 0.275 W/kg = -5.61 dBW/kg

Test Laboratory: Sporton International Inc. SAR/HAC Testing Lab Date: 2020/2/24

46_WLAN5GHz_802.11a 6Mbps_Back_10mm_Ch60

Communication System: UID 0, 802.11a (0); Frequency: 5300 MHz;Duty Cycle: 1:1.032
Medium: HSL_5000 Medium parameters used: f = 5300 MHz; σ = 4.651 S/m; ε_r = 36.37; ρ = 1000 kg/m^3
Ambient Temperature：23.3 ℃; Liquid Temperature：22.6 ℃

DASY5 Configuration:
- Probe: EX3DV4 - SN3857; ConvF(5.19, 5.19, 5.19); Calibrated: 2019/5/27
- Sensor-Surface: 1.4mm (Mechanical Surface Detection)
- Electronics: DAE4 Sn1210; Calibrated: 2019/7/23
- Phantom: SAM1; Type: SAM; Serial: TP-1697
- Measurement SW: DASY52, Version 52.10 (1); SEMCAD X Version 14.6.11 (7439)

Ch60/Area Scan (101x91x1): Interpolated grid: dx=1.000 mm, dy=1.000 mm
Maximum value of SAR (interpolated) = 0.467 W/kg

Ch60/Zoom Scan (9x9x7)/Cube 0: Measurement grid: dx=4mm, dy=4mm, dz=1.4mm
Reference Value = 1.528 V/m; Power Drift = -0.09 dB
Peak SAR (extrapolated) = 0.719 W/kg
SAR(1 g) = 0.204 W/kg; SAR(10 g) = 0.077 W/kg
Maximum value of SAR (measured) = 0.471 W/kg

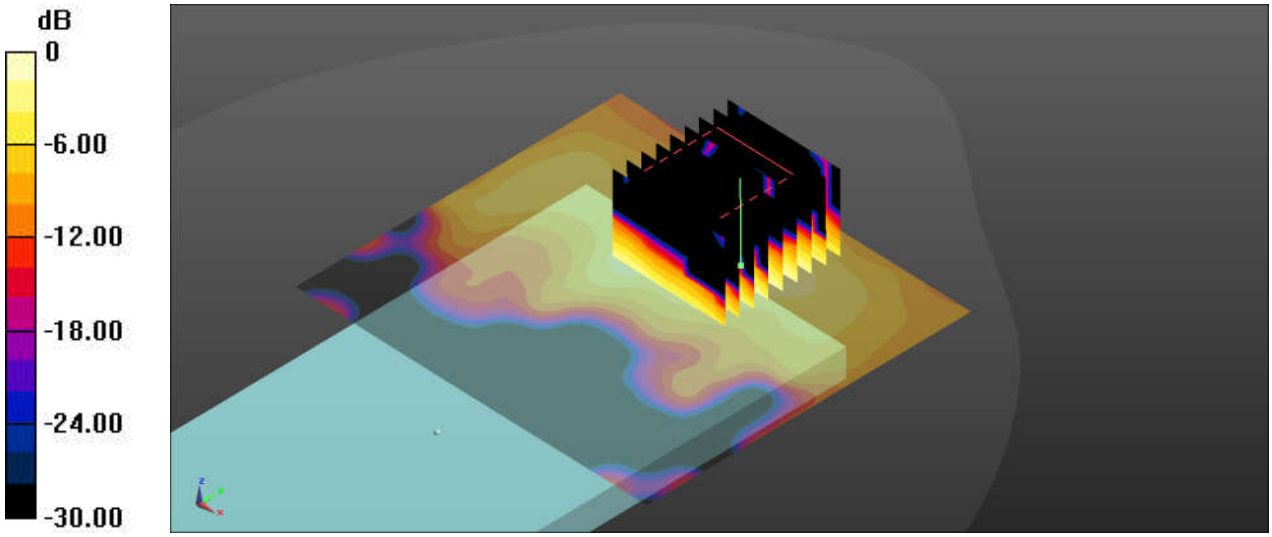

0 dB = 0.467 W/kg = -3.31 dBW/kg

Test Laboratory: Sporton International Inc. SAR/HAC Testing Lab Date: 2020/2/25

47_WLAN5GHz_802.11a 6Mbps_Back_10mm_Ch116

Communication System: UID 0, 802.11a (0); Frequency: 5580 MHz;Duty Cycle: 1:1.032
Medium: HSL_5000 Medium parameters used: f = 5580 MHz; σ = 4.97 S/m; ε_r = 35.87; ρ = 1000 kg/m^3
Ambient Temperature：23.2 ℃; Liquid Temperature：22.8 ℃

DASY5 Configuration:
- Probe: EX3DV4 - SN3857; ConvF(4.92, 4.92, 4.92); Calibrated: 2019/5/27
- Sensor-Surface: 1.4mm (Mechanical Surface Detection)
- Electronics: DAE4 Sn1210; Calibrated: 2019/7/23
- Phantom: SAM1; Type: SAM; Serial: TP-1697
- Measurement SW: DASY52, Version 52.10 (1); SEMCAD X Version 14.6.11 (7439)

Ch116/Area Scan (101x91x1): Interpolated grid: dx=1.000 mm, dy=1.000 mm
Maximum value of SAR (interpolated) = 0.644 W/kg

Ch116/Zoom Scan (8x8x7)/Cube 0: Measurement grid: dx=4mm, dy=4mm, dz=1.4mm
Reference Value = 1.823 V/m; Power Drift = -0.09 dB
Peak SAR (extrapolated) = 1.01 W/kg
SAR(1 g) = 0.262 W/kg; SAR(10 g) = 0.085 W/kg
Maximum value of SAR (measured) = 0.637 W/kg

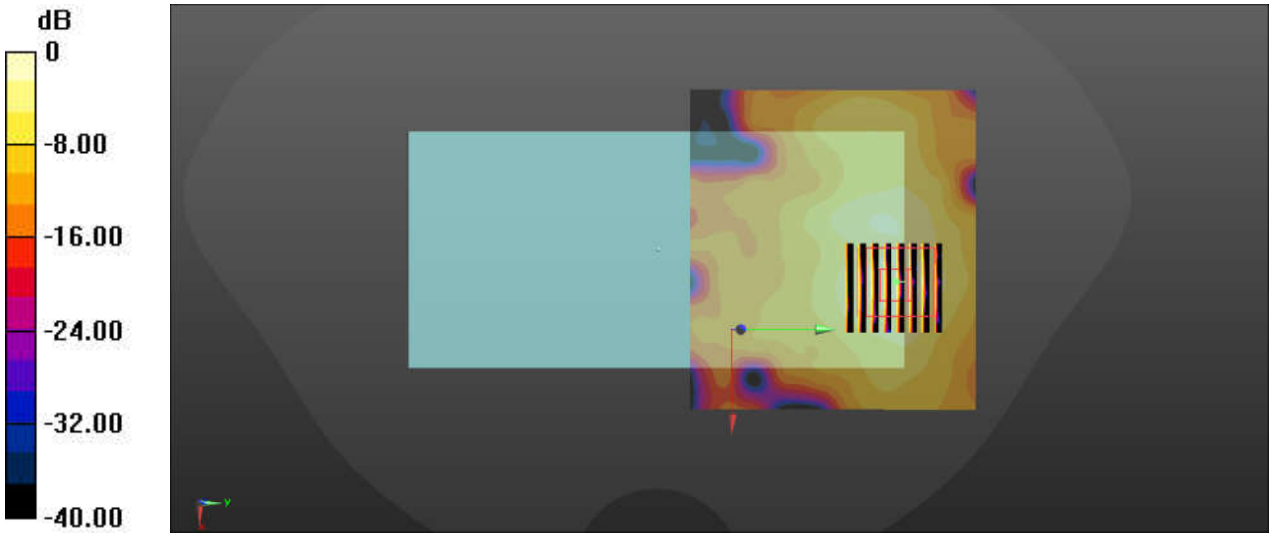

0 dB = 0.644 W/kg = -1.91 dBW/kg

48_WLAN5GHz_802.11a 6Mbps_Back_10mm_Ch157

Communication System: UID 0, 802.11a (0); Frequency: 5785 MHz;Duty Cycle: 1:1.032
Medium: HSL_5000 Medium parameters used: f = 5785 MHz; σ = 5.204 S/m; ε_r = 35.534; ρ = 1000 kg/m^3
Ambient Temperature：23.2 ℃; Liquid Temperature：22.9 ℃

DASY5 Configuration:
- Probe: EX3DV4 - SN3857; ConvF(5.17, 5.17, 5.17); Calibrated: 2019/5/27
- Sensor-Surface: 1.4mm (Mechanical Surface Detection)
- Electronics: DAE4 Sn1210; Calibrated: 2019/7/23
- Phantom: SAM1; Type: SAM; Serial: TP-1697
- Measurement SW: DASY52, Version 52.10 (1); SEMCAD X Version 14.6.11 (7439)

Ch157/Area Scan (101x91x1): Interpolated grid: dx=1.000 mm, dy=1.000 mm
Maximum value of SAR (interpolated) = 0.537 W/kg

Ch157/Zoom Scan (8x8x7)/Cube 0: Measurement grid: dx=4mm, dy=4mm, dz=1.4mm
Reference Value = 1.647 V/m; Power Drift = -0.09 dB
Peak SAR (extrapolated) = 0.817 W/kg
SAR(1 g) = 0.193 W/kg; SAR(10 g) = 0.062 W/kg
Maximum value of SAR (measured) = 0.490 W/kg



0 dB = 0.537 W/kg = -2.70 dBW/kg

Test Laboratory: Sporton International Inc. SAR/HAC Testing Lab Date: 2020/2/24

49_WLAN5GHz_802.11a 6Mbps_Back_0mm_Ch60

Communication System: UID 0, 802.11a (0); Frequency: 5300 MHz;Duty Cycle: 1:1.032
Medium: HSL_5000 Medium parameters used: f = 5300 MHz; σ = 4.651 S/m; ε_r = 36.37; ρ = 1000 kg/m^3
Ambient Temperature：23.3 ℃; Liquid Temperature：22.6 ℃

DASY5 Configuration:
- Probe: EX3DV4 - SN3857; ConvF(5.19, 5.19, 5.19); Calibrated: 2019/5/27
- Sensor-Surface: 1.4mm (Mechanical Surface Detection)
- Electronics: DAE4 Sn1210; Calibrated: 2019/7/23
- Phantom: SAM1; Type: SAM; Serial: TP-1697
- Measurement SW: DASY52, Version 52.10 (1); SEMCAD X Version 14.6.11 (7439)

Ch60/Area Scan (101x91x1): Interpolated grid: dx=1.000 mm, dy=1.000 mm
Maximum value of SAR (interpolated) = 5.47 W/kg

Ch60/Zoom Scan (8x8x7)/Cube 0: Measurement grid: dx=4mm, dy=4mm, dz=1.4mm
Reference Value = 0 V/m; Power Drift = 0.01 dB
Peak SAR (extrapolated) = 11.3 W/kg
SAR(1 g) = 2.25 W/kg; SAR(10 g) = 0.606 W/kg
Maximum value of SAR (measured) = 6.54 W/kg

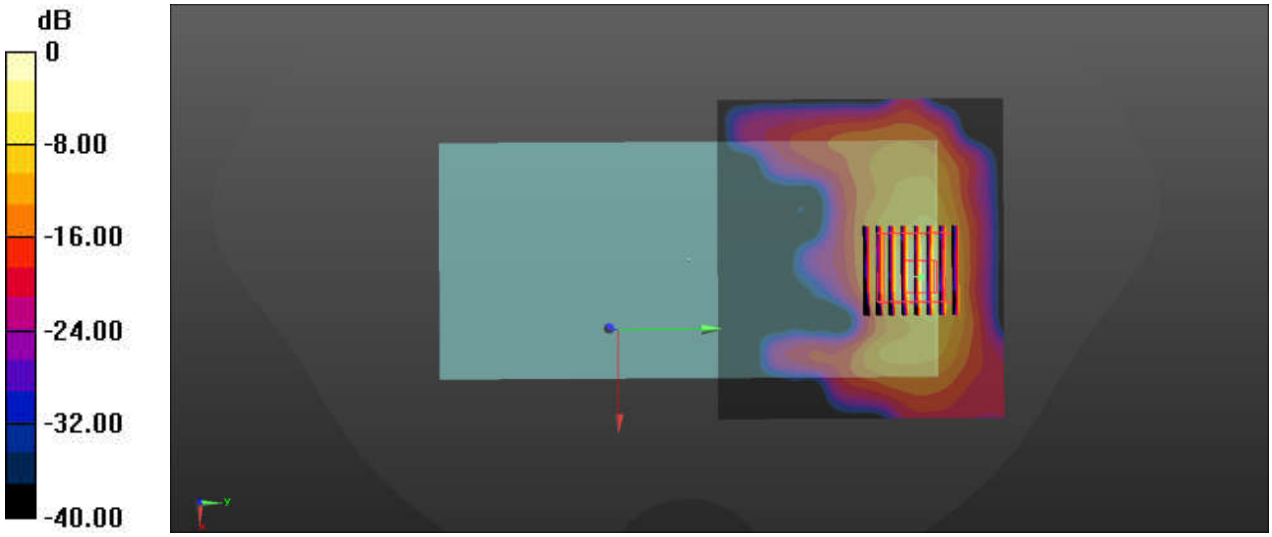

0 dB = 5.47 W/kg = 7.38 dBW/kg

50_WLAN5GHz_802.11a 6Mbps_Top Side_0mm_Ch116

Communication System: UID 0, 802.11a (0); Frequency: 5500 MHz;Duty Cycle: 1:1.032
Medium: HSL_5000 Medium parameters used: f = 5580 MHz; σ = 4.97 S/m; ε_r = 35.87; ρ = 1000 kg/m^3
Ambient Temperature：23.2 ℃; Liquid Temperature：22.8 ℃

DASY5 Configuration:
- Probe: EX3DV4 - SN3857; ConvF(4.92, 4.92, 4.92); Calibrated: 2019/5/27
- Sensor-Surface: 1.4mm (Mechanical Surface Detection)
- Electronics: DAE4 Sn1210; Calibrated: 2019/7/23
- Phantom: SAM1; Type: SAM; Serial: TP-1697
- Measurement SW: DASY52, Version 52.10 (1); SEMCAD X Version 14.6.11 (7439)

Ch116/Area Scan (61x111x1): Interpolated grid: dx=1.000 mm, dy=1.000 mm
Maximum value of SAR (interpolated) = 8.27 W/kg

Ch116/Zoom Scan (8x8x7)/Cube 0: Measurement grid: dx=4mm, dy=4mm, dz=1.4mm
Reference Value = 37.49 V/m; Power Drift = -0.08 dB
Peak SAR (extrapolated) = 15.2 W/kg
SAR(1 g) = 2.72 W/kg; SAR(10 g) = 0.714 W/kg
Maximum value of SAR (measured) = 7.68 W/kg

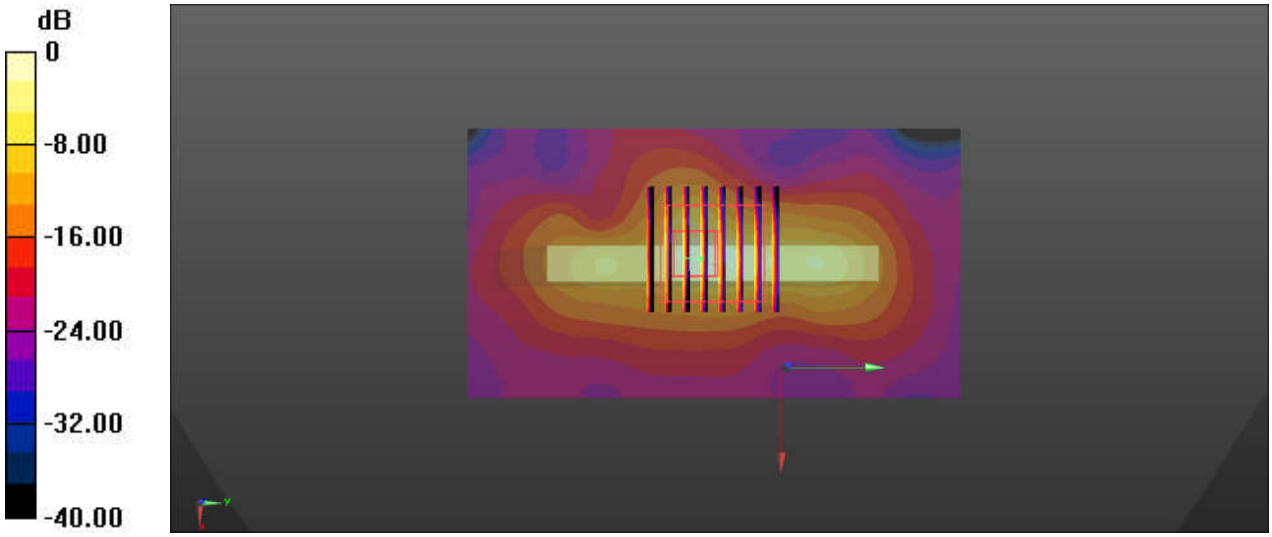

0 dB = 8.27 W/kg = 9.18 dBW/kg

Appendix C. DASY Calibration Certificate

The DASY calibration certificates are shown as follows.

In Collaboration with
s p e a g
CALIBRATION LABORATORY

Add: No.51 Xueyuan Road, Haidian District, Beijing, 100191, China
Tel: +86-10-62304633-2079 Fax: +86-10-62304633-2504
E-mail: cttl@chinattl.com http://www.chinattl.cn

中国认可
国际互认
校准
CALIBRATION
CNAS L0570

Client **Sporton** **Certificate No: Z19-60081**

CALIBRATION CERTIFICATE

Object	D750V3 - SN: 1087
Calibration Procedure(s)	FF-Z11-003-01 Calibration Procedures for dipole validation kits
Calibration date:	March 27, 2019

This calibration Certificate documents the traceability to national standards, which realize the physical units of measurements(SI). The measurements and the uncertainties with confidence probability are given on the following pages and are part of the certificate.

All calibrations have been conducted in the closed laboratory facility: environment temperature(22±3)℃ and humidity<70%.

Calibration Equipment used (M&TE critical for calibration)

Primary Standards	ID #	Cal Date(Calibrated by, Certificate No.)	Scheduled Calibration
Power Meter NRP2	106277	20-Aug-18 (CTTL, No.J18X06862)	Aug-19
Power sensor NRP8S	104291	20-Aug-18 (CTTL, No.J18X06862)	Aug-19
Reference Probe EX3DV4	SN 3617	31-Jan-19(SPEAG,No.EX3-3617_Jan19)	Jan-20
DAE4	SN 1331	06-Feb-19(SPEAG,No.DAE4-1331_Feb19)	Feb-20
Secondary Standards	**ID #**	**Cal Date(Calibrated by, Certificate No.)**	**Scheduled Calibration**
Signal Generator E4438C	MY49071430	23-Jan-19 (CTTL, No.J19X00336)	Jan-20
NetworkAnalyzer E5071C	MY46110673	24-Jan-19 (CTTL, No.J19X00547)	Jan-20

	Name	Function	Signature
Calibrated by:	Zhao Jing	SAR Test Engineer	赵竞
Reviewed by:	Lin Hao	SAR Test Engineer	林皓
Approved by:	Qi Dianyuan	SAR Project Leader	

Issued: March 29, 2019

This calibration certificate shall not be reproduced except in full without written approval of the laboratory.

Add: No.51 Xueyuan Road, Haidian District, Beijing, 100191, China
Tel: +86-10-62304633-2079 Fax: +86-10-62304633-2504
E-mail: cttl@chinattl.com http://www.chinattl.cn

Glossary:

TSL	tissue simulating liquid
ConvF	sensitivity in TSL / NORMx,y,z
N/A	not applicable or not measured

Calibration is Performed According to the Following Standards:

a) IEEE Std 1528-2013, "IEEE Recommended Practice for Determining the Peak Spatial-Averaged Specific Absorption Rate (SAR) in the Human Head from Wireless Communications Devices: Measurement Techniques", June 2013
b) IEC 62209-1, "Measurement procedure for assessment of specific absorption rate of human exposure to radio frequency fields from hand-held and body-mounted wireless communication devices- Part 1: Device used next to the ear (Frequency range of 300MHz to 6GHz)", July 2016
c) IEC 62209-2, "Procedure to measure the Specific Absorption Rate (SAR) For wireless communication devices used in close proximity to the human body (frequency range of 30MHz to 6GHz)", March 2010
d) KDB865664, SAR Measurement Requirements for 100 MHz to 6 GHz

Additional Documentation:

e) DASY4/5 System Handbook

Methods Applied and Interpretation of Parameters:

- *Measurement Conditions:* Further details are available from the Validation Report at the end of the certificate. All figures stated in the certificate are valid at the frequency indicated.
- *Antenna Parameters with TSL:* The dipole is mounted with the spacer to position its feed point exactly below the center marking of the flat phantom section, with the arms oriented parallel to the body axis.
- *Feed Point Impedance and Return Loss:* These parameters are measured with the dipole positioned under the liquid filled phantom. The impedance stated is transformed from the measurement at the SMA connector to the feed point. The Return Loss ensures low reflected power. No uncertainty required.
- *Electrical Delay:* One-way delay between the SMA connector and the antenna feed point. No uncertainty required.
- *SAR measured:* SAR measured at the stated antenna input power.
- *SAR normalized:* SAR as measured, normalized to an input power of 1 W at the antenna connector.
- *SAR for nominal TSL parameters:* The measured TSL parameters are used to calculate the nominal SAR result.

The reported uncertainty of measurement is stated as the standard uncertainty of Measurement multiplied by the coverage factor k=2, which for a normal distribution Corresponds to a coverage probability of approximately 95%.

Add: No.51 Xueyuan Road, Haidian District, Beijing, 100191, China
Tel: +86-10-62304633-2079 Fax: +86-10-62304633-2504
E-mail: cttl@chinattl.com http://www.chinattl.cn

Measurement Conditions

DASY system configuration, as far as not given on page 1.

DASY Version	DASY52	52.10.2.1495
Extrapolation	Advanced Extrapolation	
Phantom	Triple Flat Phantom 5.1C	
Distance Dipole Center - TSL	15 mm	with Spacer
Zoom Scan Resolution	dx, dy, dz = 5 mm	
Frequency	750 MHz ± 1 MHz	

Head TSL parameters

The following parameters and calculations were applied.

	Temperature	**Permittivity**	**Conductivity**
Nominal Head TSL parameters	22.0 °C	41.9	0.89 mho/m
Measured Head TSL parameters	(22.0 ± 0.2) °C	43.0 ± 6 %	0.90 mho/m ± 6 %
Head TSL temperature change during test	<1.0 °C	----	----

SAR result with Head TSL

SAR averaged over 1 cm^3 (1 g) of Head TSL	Condition	
SAR measured	250 mW input power	2.10 W/kg
SAR for nominal Head TSL parameters	normalized to 1W	**8.36 W/kg ± 18.8 % (k=2)**
SAR averaged over 10 cm^3 (10 g) of Head TSL	Condition	
SAR measured	250 mW input power	1.42 W/kg
SAR for nominal Head TSL parameters	normalized to 1W	**5.65 W/kg ± 18.7 % (k=2)**

Body TSL parameters

The following parameters and calculations were applied.

	Temperature	**Permittivity**	**Conductivity**
Nominal Body TSL parameters	22.0 °C	55.5	0.96 mho/m
Measured Body TSL parameters	(22.0 ± 0.2) °C	56.9 ± 6 %	0.94 mho/m ± 6 %
Body TSL temperature change during test	<1.0 °C	----	----

SAR result with Body TSL

SAR averaged over 1 cm^3 (1 g) of Body TSL	Condition	
SAR measured	250 mW input power	2.09 W/kg
SAR for nominal Body TSL parameters	normalized to 1W	**8.58 W/kg ± 18.8 % (k=2)**
SAR averaged over 10 cm^3 (10 g) of Body TSL	Condition	
SAR measured	250 mW input power	1.41 W/kg
SAR for nominal Body TSL parameters	normalized to 1W	**5.75 W/kg ±18.7 % (k=2)**

Add: No.51 Xueyuan Road, Haidian District, Beijing, 100191, China
Tel: +86-10-62304633-2079 Fax: +86-10-62304633-2504
E-mail: cttl@chinattl.com http://www.chinattl.cn

Appendix (Additional assessments outside the scope of CNAS L0570)

Antenna Parameters with Head TSL

Impedance, transformed to feed point	52.4Ω- 2.59jΩ
Return Loss	- 29.3dB

Antenna Parameters with Body TSL

Impedance, transformed to feed point	51.6Ω- 3.86jΩ
Return Loss	- 27.7dB

General Antenna Parameters and Design

Electrical Delay (one direction)	0.898 ns

After long term use with 100W radiated power, only a slight warming of the dipole near the feedpoint can be measured.

The dipole is made of standard semirigid coaxial cable. The center conductor of the feeding line is directly connected to the second arm of the dipole. The antenna is therefore short-circuited for DC-signals. On some of the dipoles, small end caps are added to the dipole arms in order to improve matching when loaded according to the position as explained in the "Measurement Conditions" paragraph. The SAR data are not affected by this change. The overall dipole length is still according to the Standard.
No excessive force must be applied to the dipole arms, because they might bend or the soldered connections near the feedpoint may be damaged.

Additional EUT Data

Manufactured by	SPEAG

In Collaboration with
s p e a g
CALIBRATION LABORATORY

Add: No.51 Xueyuan Road, Haidian District, Beijing, 100191, China
Tel: +86-10-62304633-2079 Fax: +86-10-62304633-2504
E-mail: cttl@chinattl.com http://www.chinattl.cn

DASY5 Validation Report for Head TSL Date: 03.26.2019

Test Laboratory: CTTL, Beijing, China

DUT: Dipole 750 MHz; Type: D750V3; Serial: D750V3 - SN: 1087

Communication System: UID 0, CW; Frequency: 750 MHz; Duty Cycle: 1:1

Medium parameters used: f = 750 MHz; σ = 0.903 S/m; ε_r = 43.01; ρ = 1000 kg/m3

Phantom section: Right Section

DASY5 Configuration:

- Probe: EX3DV4 - SN3617; ConvF(10.03, 10.03, 10.03) @ 750 MHz; Calibrated: 1/31/2019
- Sensor-Surface: 1.4mm (Mechanical Surface Detection)
- Electronics: DAE4 Sn1331; Calibrated: 2/6/2019
- Phantom: MFP_V5.1C ; Type: QD 000 P51CA; Serial: 1062
- Measurement SW: DASY52, Version 52.10 (2); SEMCAD X Version 14.6.12 (7450)

Dipole Calibration/Zoom Scan (7x7x7) (7x7x7)/Cube 0: Measurement grid: dx=5mm, dy=5mm, dz=5mm

Reference Value = 55.05 V/m; Power Drift = 0.01 dB

Peak SAR (extrapolated) = 3.00 W/kg

SAR(1 g) = 2.1 W/kg; SAR(10 g) = 1.42 W/kg

Maximum value of SAR (measured) = 2.72 W/kg



0 dB = 2.72 W/kg = 4.35 dBW/kg

In Collaboration with
s p e a g
CALIBRATION LABORATORY

Add: No.51 Xueyuan Road, Haidian District, Beijing, 100191, China
Tel: +86-10-62304633-2079 Fax: +86-10-62304633-2504
E-mail: cttl@chinattl.com http://www.chinattl.cn

Impedance Measurement Plot for Head TSL

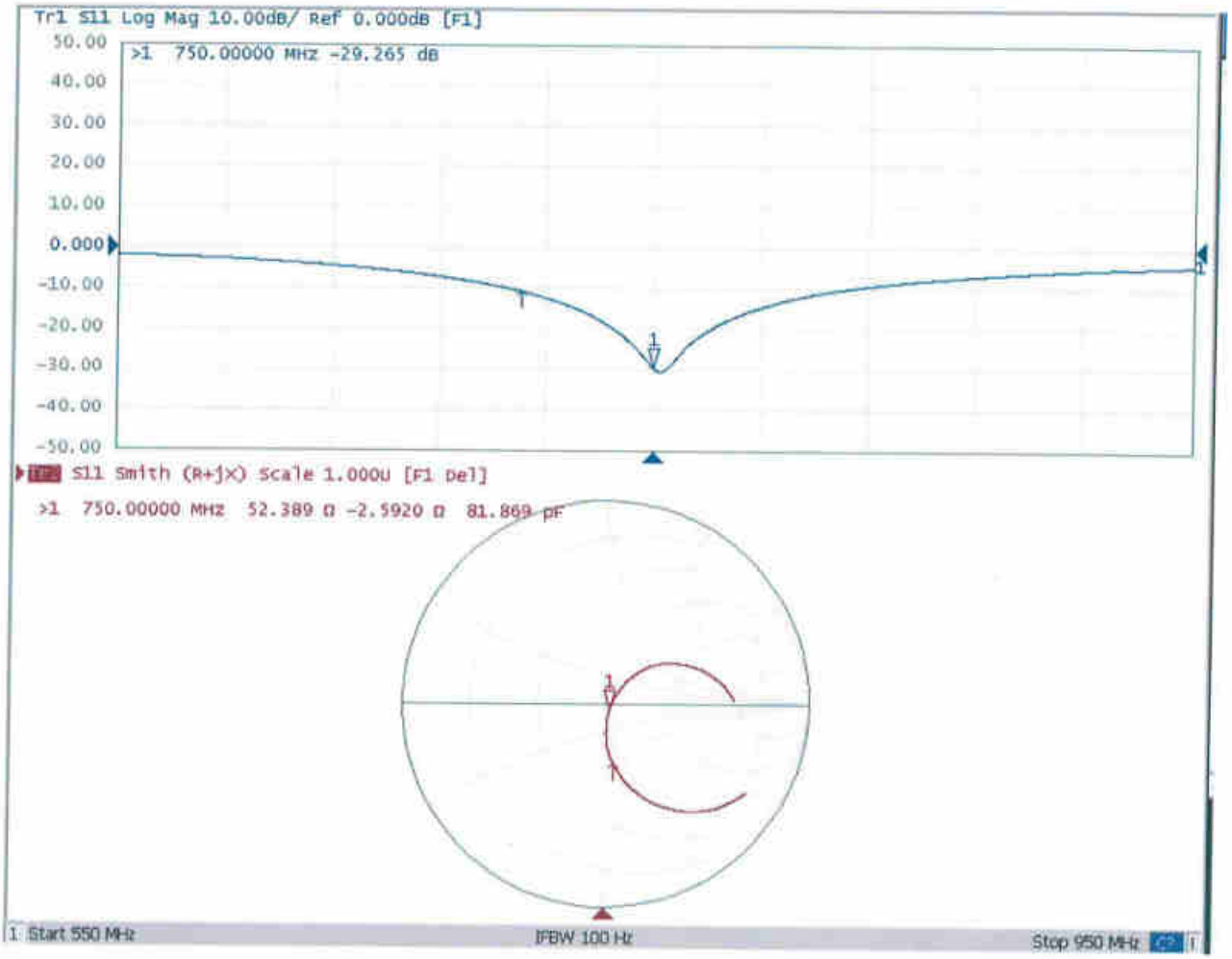

In Collaboration with
s p e a g
CALIBRATION LABORATORY

Add: No.51 Xueyuan Road, Haidian District, Beijing, 100191, China
Tel: +86-10-62304633-2079 Fax: +86-10-62304633-2504
E-mail: cttl@chinattl.com http://www.chinattl.cn

DASY5 Validation Report for Body TSL Date: 03.26.2019

Test Laboratory: CTTL, Beijing, China

DUT: Dipole 750 MHz; Type: D750V3; Serial: D750V3 - SN: 1087

Communication System: UID 0, CW; Frequency: 750 MHz; Duty Cycle: 1:1

Medium parameters used: f = 750 MHz; σ = 0.935 S/m; ε_r = 56.85; ρ = 1000 kg/m3

Phantom section: Center Section

DASY5 Configuration:

- Probe: EX3DV4 - SN3617; ConvF(9.85, 9.85, 9.85) @ 750 MHz; Calibrated: 1/31/2019
- Sensor-Surface: 1.4mm (Mechanical Surface Detection)
- Electronics: DAE4 Sn1331; Calibrated: 2/6/2019
- Phantom: MFP_V5.1C ; Type: QD 000 P51CA; Serial: 1062
- Measurement SW: DASY52, Version 52.10 (2); SEMCAD X Version 14.6.12 (7450)

Dipole Calibration/Zoom Scan (7x7x7) (7x7x7)/Cube 0: Measurement grid: dx=5mm, dy=5mm, dz=5mm

Reference Value = 53.71 V/m; Power Drift = 0.01 dB

Peak SAR (extrapolated) = 3.08 W/kg

SAR(1 g) = 2.09 W/kg; SAR(10 g) = 1.41 W/kg

Maximum value of SAR (measured) = 2.75 W/kg



0 dB = 2.75 W/kg = 4.39 dBW/kg

In Collaboration with
s p e a g
CALIBRATION LABORATORY

Add: No.51 Xueyuan Road, Haidian District, Beijing, 100191, China
Tel: +86-10-62304633-2079 Fax: +86-10-62304633-2504
E-mail: cttl@chinattl.com http://www.chinattl.cn

Impedance Measurement Plot for Body TSL

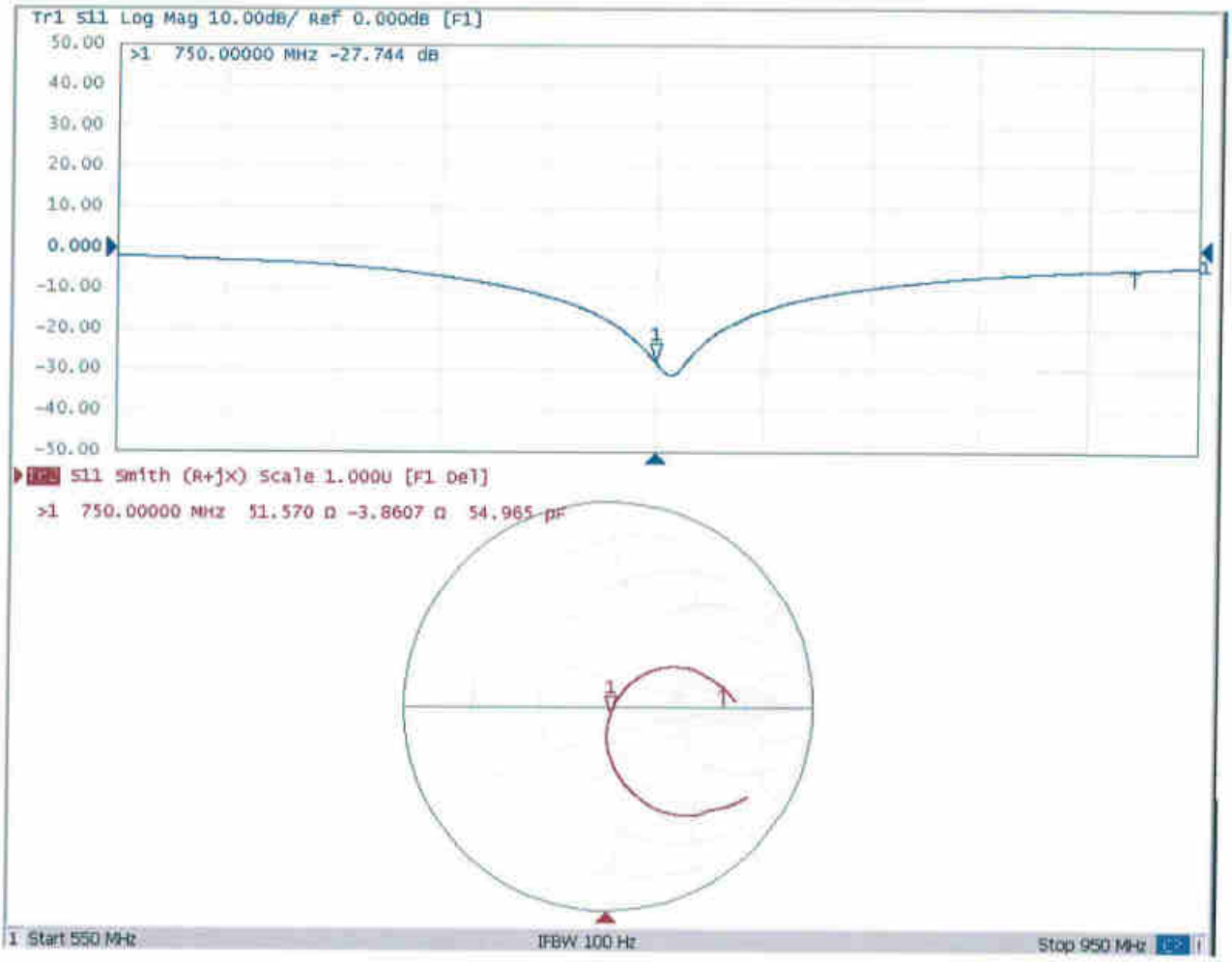

In Collaboration with
speag
CALIBRATION LABORATORY

Add: No.51 Xueyuan Road, Haidian District, Beijing, 100191, China
Tel: +86-10-62304633-2079 Fax: +86-10-62304633-2504
E-mail: cttl@chinattl.com http://www.chinattl.cn

中国认可
国际互认
校准
CALIBRATION
CNAS L0570

Client **Sporton** **Certificate No: Z19-60082**

CALIBRATION CERTIFICATE

Object	D835V2 - SN: 4d151
Calibration Procedure(s)	FF-Z11-003-01 Calibration Procedures for dipole validation kits
Calibration date:	March 27, 2019

This calibration Certificate documents the traceability to national standards, which realize the physical units of measurements(SI). The measurements and the uncertainties with confidence probability are given on the following pages and are part of the certificate.

All calibrations have been conducted in the closed laboratory facility: environment temperature(22±3)℃ and humidity<70%.

Calibration Equipment used (M&TE critical for calibration)

Primary Standards	ID #	Cal Date(Calibrated by, Certificate No.)	Scheduled Calibration
Power Meter NRP2	106277	20-Aug-18 (CTTL, No.J18X06862)	Aug-19
Power sensor NRP8S	104291	20-Aug-18 (CTTL, No.J18X06862)	Aug-19
Reference Probe EX3DV4	SN 3617	31-Jan-19(SPEAG,No.EX3-3617_Jan19)	Jan-20
DAE4	SN 1331	06-Feb-19(SPEAG,No.DAE4-1331_Feb19)	Feb-20
Secondary Standards	**ID #**	**Cal Date(Calibrated by, Certificate No.)**	**Scheduled Calibration**
Signal Generator E4438C	MY49071430	23-Jan-19 (CTTL, No.J19X00336)	Jan-20
NetworkAnalyzer E5071C	MY46110673	24-Jan-19 (CTTL, No.J19X00547)	Jan-20

	Name	Function	Signature
Calibrated by:	Zhao Jing	SAR Test Engineer	
Reviewed by:	Lin Hao	SAR Test Engineer	
Approved by:	Qi Dianyuan	SAR Project Leader	

Issued: March 30, 2019

This calibration certificate shall not be reproduced except in full without written approval of the laboratory.

Add: No.51 Xueyuan Road, Haidian District, Beijing, 100191, China
Tel: +86-10-62304633-2079 Fax: +86-10-62304633-2504
E-mail: cttl@chinattl.com http://www.chinattl.cn

Glossary:

TSL	tissue simulating liquid
ConvF	sensitivity in TSL / NORMx,y,z
N/A	not applicable or not measured

Calibration is Performed According to the Following Standards:

a) IEEE Std 1528-2013, "IEEE Recommended Practice for Determining the Peak Spatial-Averaged Specific Absorption Rate (SAR) in the Human Head from Wireless Communications Devices: Measurement Techniques", June 2013

b) IEC 62209-1, "Measurement procedure for assessment of specific absorption rate of human exposure to radio frequency fields from hand-held and body-mounted wireless communication devices- Part 1: Device used next to the ear (Frequency range of 300MHz to 6GHz)", July 2016

c) IEC 62209-2, "Procedure to measure the Specific Absorption Rate (SAR) For wireless communication devices used in close proximity to the human body (frequency range of 30MHz to 6GHz)", March 2010

d) KDB865664, SAR Measurement Requirements for 100 MHz to 6 GHz

Additional Documentation:

e) DASY4/5 System Handbook

Methods Applied and Interpretation of Parameters:

- *Measurement Conditions:* Further details are available from the Validation Report at the end of the certificate. All figures stated in the certificate are valid at the frequency indicated.
- *Antenna Parameters with TSL:* The dipole is mounted with the spacer to position its feed point exactly below the center marking of the flat phantom section, with the arms oriented parallel to the body axis.
- *Feed Point Impedance and Return Loss:* These parameters are measured with the dipole positioned under the liquid filled phantom. The impedance stated is transformed from the measurement at the SMA connector to the feed point. The Return Loss ensures low reflected power. No uncertainty required.
- *Electrical Delay:* One-way delay between the SMA connector and the antenna feed point. No uncertainty required.
- *SAR measured:* SAR measured at the stated antenna input power.
- *SAR normalized:* SAR as measured, normalized to an input power of 1 W at the antenna connector.
- *SAR for nominal TSL parameters:* The measured TSL parameters are used to calculate the nominal SAR result.

The reported uncertainty of measurement is stated as the standard uncertainty of Measurement multiplied by the coverage factor k=2, which for a normal distribution Corresponds to a coverage probability of approximately 95%.

Add: No.51 Xueyuan Road, Haidian District, Beijing, 100191, China
Tel: +86-10-62304633-2079 Fax: +86-10-62304633-2504
E-mail: cttl@chinattl.com http://www.chinattl.cn

Measurement Conditions

DASY system configuration, as far as not given on page 1.

DASY Version	DASY52	52.10.2.1495
Extrapolation	Advanced Extrapolation	
Phantom	Triple Flat Phantom 5.1C	
Distance Dipole Center - TSL	15 mm	with Spacer
Zoom Scan Resolution	dx, dy, dz = 5 mm	
Frequency	835 MHz ± 1 MHz	

Head TSL parameters

The following parameters and calculations were applied.

	Temperature	**Permittivity**	**Conductivity**
Nominal Head TSL parameters	22.0 °C	41.5	0.90 mho/m
Measured Head TSL parameters	(22.0 ± 0.2) °C	42.7 ± 6 %	0.93 mho/m ± 6 %
Head TSL temperature change during test	<1.0 °C	----	----

SAR result with Head TSL

SAR averaged over 1 cm^3 (1 g) of Head TSL	Condition	
SAR measured	250 mW input power	2.36 W/kg
SAR for nominal Head TSL parameters	normalized to 1W	**9.30 W/kg ± 18.8 % (k=2)**
SAR averaged over 10 cm^3 (10 g) of Head TSL	Condition	
SAR measured	250 mW input power	1.56 W/kg
SAR for nominal Head TSL parameters	normalized to 1W	**6.16 W/kg ± 18.7 % (k=2)**

Body TSL parameters

The following parameters and calculations were applied.

	Temperature	**Permittivity**	**Conductivity**
Nominal Body TSL parameters	22.0 °C	55.2	0.97 mho/m
Measured Body TSL parameters	(22.0 ± 0.2) °C	56.7 ± 6 %	0.94 mho/m ± 6 %
Body TSL temperature change during test	<1.0 °C	----	----

SAR result with Body TSL

SAR averaged over 1 cm^3 (1 g) of Body TSL	Condition	
SAR measured	250 mW input power	2.32 W/kg
SAR for nominal Body TSL parameters	normalized to 1W	**9.53 W /kg ± 18.8 % (k=2)**
SAR averaged over 10 cm^3 (10 g) of Body TSL	Condition	
SAR measured	250 mW input power	1.52 W/kg
SAR for nominal Body TSL parameters	normalized to 1W	**6.20 W/kg ± 18.7 % (k=2)**

Add: No.51 Xueyuan Road, Haidian District, Beijing, 100191, China
Tel: +86-10-62304633-2079 Fax: +86-10-62304633-2504
E-mail: cttl@chinattl.com http://www.chinattl.cn

Appendix (Additional assessments outside the scope of CNAS L0570)

Antenna Parameters with Head TSL

Impedance, transformed to feed point	50.8Ω- 3.28jΩ
Return Loss	- 29.5dB

Antenna Parameters with Body TSL

Impedance, transformed to feed point	46.7Ω- 3.98jΩ
Return Loss	- 25.5dB

General Antenna Parameters and Design

Electrical Delay (one direction)	1.253 ns

After long term use with 100W radiated power, only a slight warming of the dipole near the feedpoint can be measured.

The dipole is made of standard semirigid coaxial cable. The center conductor of the feeding line is directly connected to the second arm of the dipole. The antenna is therefore short-circuited for DC-signals. On some of the dipoles, small end caps are added to the dipole arms in order to improve matching when loaded according to the position as explained in the "Measurement Conditions" paragraph. The SAR data are not affected by this change. The overall dipole length is still according to the Standard.
No excessive force must be applied to the dipole arms, because they might bend or the soldered connections near the feedpoint may be damaged.

Additional EUT Data

Manufactured by	SPEAG

In Collaboration with
s p e a g
CALIBRATION LABORATORY

Add: No.51 Xueyuan Road, Haidian District, Beijing, 100191, China
Tel: +86-10-62304633-2079 Fax: +86-10-62304633-2504
E-mail: cttl@chinattl.com http://www.chinattl.cn

DASY5 Validation Report for Head TSL Date: 03.26.2019

Test Laboratory: CTTL, Beijing, China

DUT: Dipole 835 MHz; Type: D835V2; Serial: D835V2 - SN: 4d151

Communication System: UID 0, CW; Frequency: 835 MHz; Duty Cycle: 1:1

Medium parameters used: f = 835 MHz; σ = 0.925 S/m; ε_r = 42.68; ρ = 1000 kg/m3

Phantom section: Right Section

DASY5 Configuration:

- Probe: EX3DV4 - SN3617; ConvF(9.75, 9.75, 9.75) @ 835 MHz; Calibrated: 1/31/2019
- Sensor-Surface: 1.4mm (Mechanical Surface Detection)
- Electronics: DAE4 Sn1331; Calibrated: 2/6/2019
- Phantom: MFP_V5.1C ; Type: QD 000 P51CA; Serial: 1062
- Measurement SW: DASY52, Version 52.10 (2); SEMCAD X Version 14.6.12 (7450)

Dipole Calibration/Zoom Scan (7x7x7) (7x7x7)/Cube 0: Measurement grid: dx=5mm, dy=5mm, dz=5mm

Reference Value = 57.34 V/m; Power Drift = 0.00 dB

Peak SAR (extrapolated) = 3.55 W/kg

SAR(1 g) = 2.36 W/kg; SAR(10 g) = 1.56 W/kg

Maximum value of SAR (measured) = 3.14 W/kg



0 dB = 3.14 W/kg = 4.97 dBW/kg

In Collaboration with
s p e a g
CALIBRATION LABORATORY

Add: No.51 Xueyuan Road, Haidian District, Beijing, 100191, China
Tel: +86-10-62304633-2079 Fax: +86-10-62304633-2504
E-mail: cttl@chinattl.com http://www.chinattl.cn

Impedance Measurement Plot for Head TSL

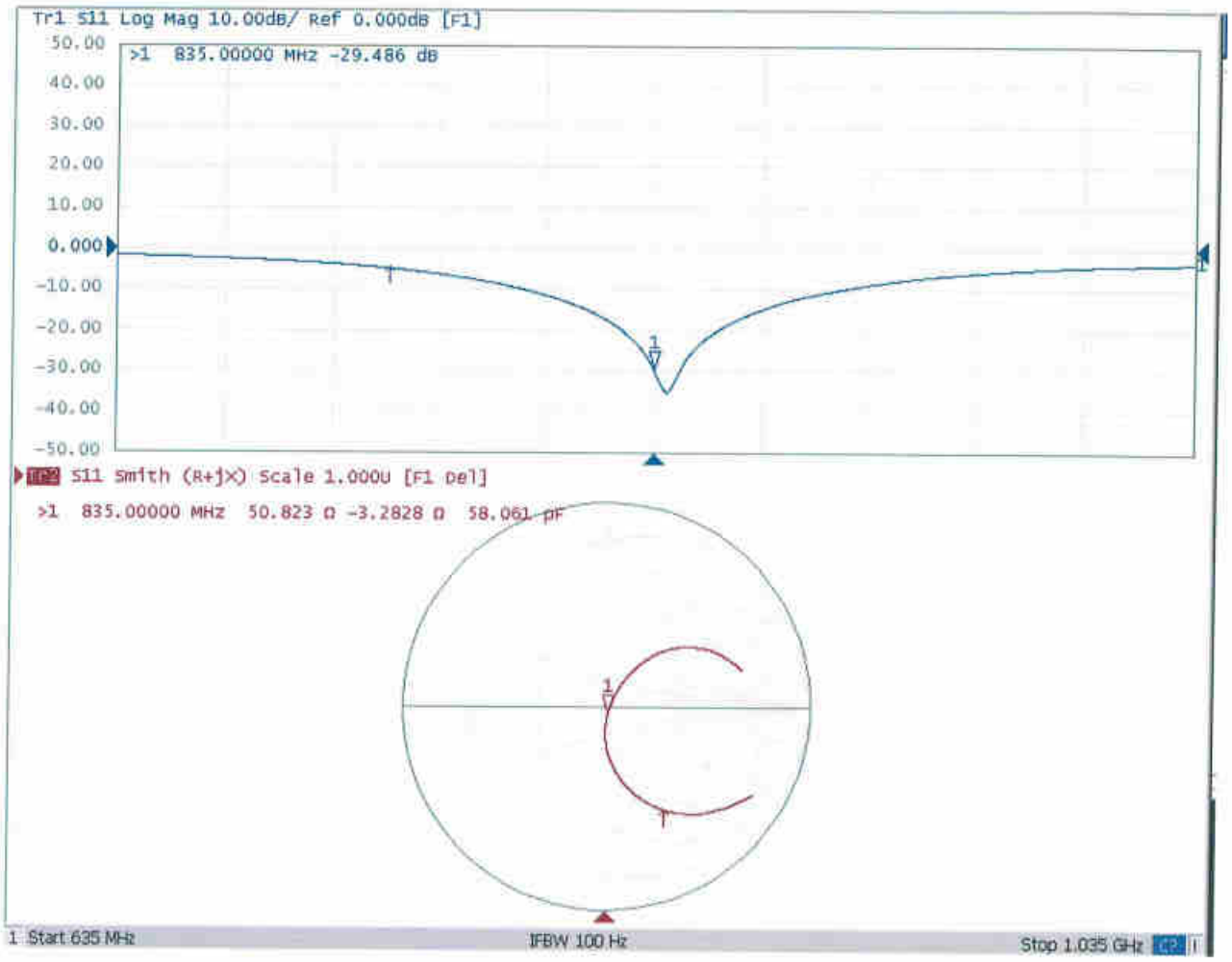

In Collaboration with
s p e a g
CALIBRATION LABORATORY

Add: No.51 Xueyuan Road, Haidian District, Beijing, 100191, China
Tel: +86-10-62304633-2079 Fax: +86-10-62304633-2504
E-mail: cttl@chinattl.com http://www.chinattl.cn

DASY5 Validation Report for Body TSL Date: 03.26.2019

Test Laboratory: CTTL, Beijing, China

DUT: Dipole 835 MHz; Type: D835V2; Serial: D835V2 - SN: 4d151

Communication System: UID 0, CW; Frequency: 835 MHz; Duty Cycle: 1:1

Medium parameters used: f = 835 MHz; σ = 0.944 S/m; ε_r = 56.66; ρ = 1000 kg/m3

Phantom section: Center Section

DASY5 Configuration:

- Probe: EX3DV4 - SN3617; ConvF(9.61, 9.61, 9.61) @ 835 MHz; Calibrated: 1/31/2019
- Sensor-Surface: 1.4mm (Mechanical Surface Detection)
- Electronics: DAE4 Sn1331; Calibrated: 2/6/2019
- Phantom: MFP_V5.1C ; Type: QD 000 P51CA; Serial: 1062
- Measurement SW: DASY52, Version 52.10 (2); SEMCAD X Version 14.6.12 (7450)

Dipole Calibration/Zoom Scan (7x7x7) (7x7x7)/Cube 0: Measurement grid: dx=5mm, dy=5mm, dz=5mm

Reference Value = 56.03 V/m; Power Drift = 0.04 dB

Peak SAR (extrapolated) = 3.53 W/kg

SAR(1 g) = 2.32 W/kg; SAR(10 g) = 1.52 W/kg

Maximum value of SAR (measured) = 3.12 W/kg

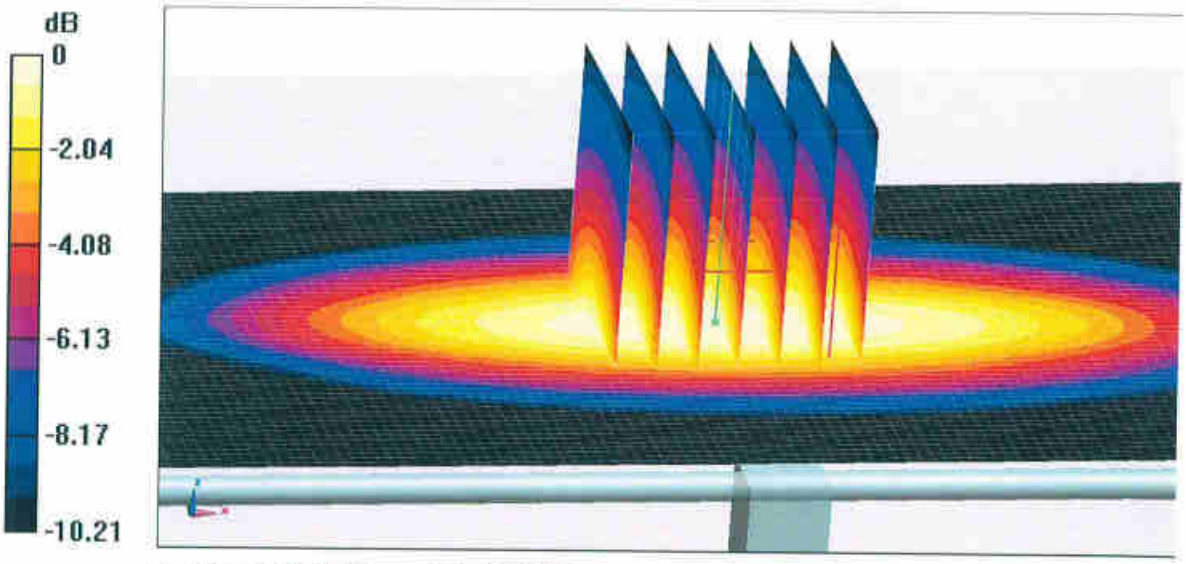

0 dB = 3.12 W/kg = 4.94 dBW/kg

In Collaboration with
s p e a g
CALIBRATION LABORATORY

Add: No.51 Xueyuan Road, Haidian District, Beijing, 100191, China
Tel: +86-10-62304633-2079 Fax: +86-10-62304633-2504
E-mail: cttl@chinattl.com http://www.chinattl.cn

Impedance Measurement Plot for Body TSL

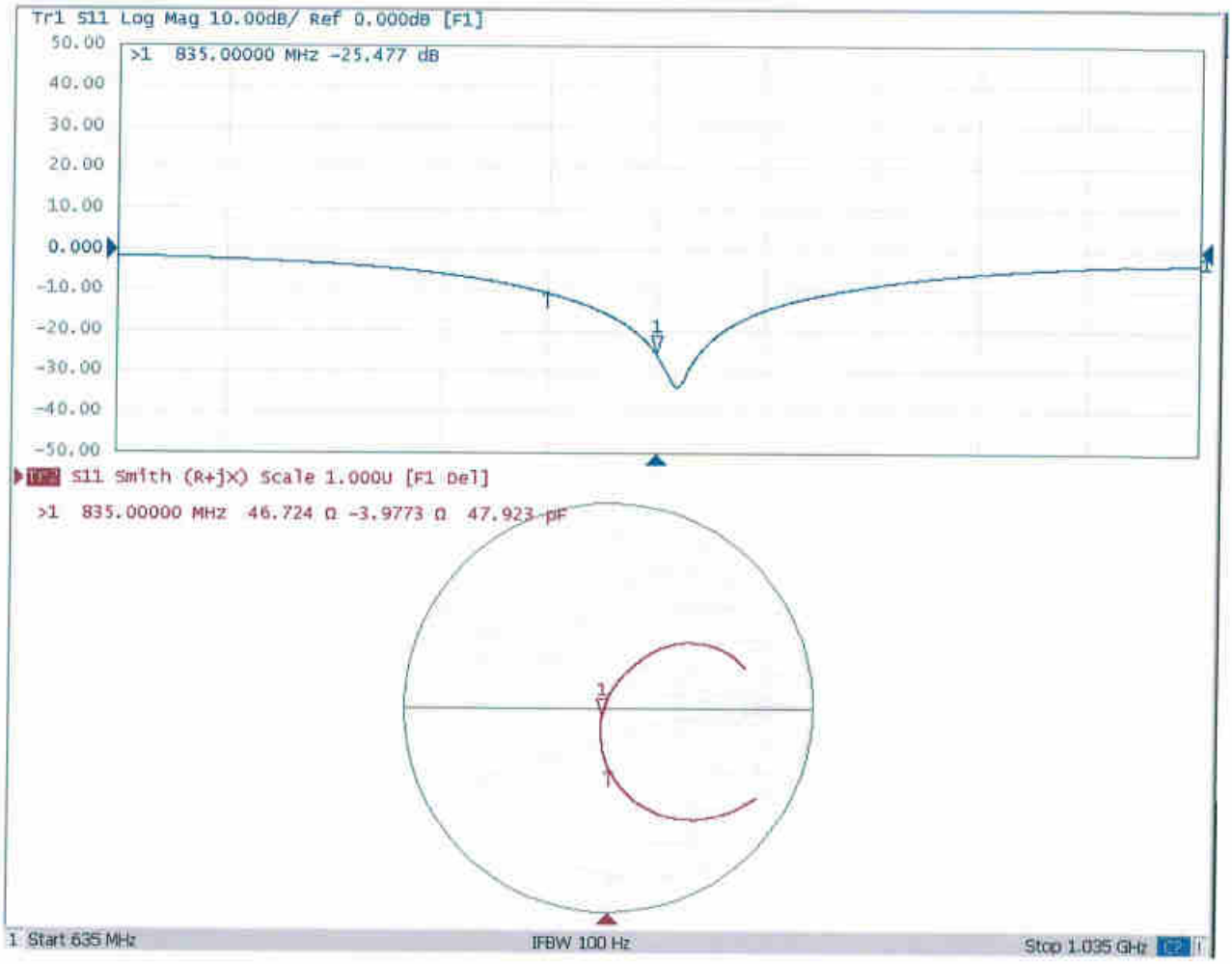

In Collaboration with
s p e a g
CALIBRATION LABORATORY
Add: No.51 Xueyuan Road, Haidian District, Beijing, 100191, China
Tel: +86-10-62304633-2079 Fax: +86-10-62304633-2504
E-mail: cttl@chinattl.com http://www.chinattl.cn

中国认可
国际互认
校准
CALIBRATION
CNAS L0570

Client **Sporton** **Certificate No: Z19-60084**

CALIBRATION CERTIFICATE

Object	D1750V2 - SN: 1090
Calibration Procedure(s)	FF-Z11-003-01 Calibration Procedures for dipole validation kits
Calibration date:	March 27, 2019

This calibration Certificate documents the traceability to national standards, which realize the physical units of measurements(SI). The measurements and the uncertainties with confidence probability are given on the following pages and are part of the certificate.

All calibrations have been conducted in the closed laboratory facility: environment temperature(22±3)℃ and humidity<70%.

Calibration Equipment used (M&TE critical for calibration)

Primary Standards	ID #	Cal Date(Calibrated by, Certificate No.)	Scheduled Calibration
Power Meter NRP2	106277	20-Aug-18 (CTTL, No.J18X06862)	Aug-19
Power sensor NRP8S	104291	20-Aug-18 (CTTL, No.J18X06862)	Aug-19
Reference Probe EX3DV4	SN 3617	31-Jan-19(SPEAG,No.EX3-3617_Jan19)	Jan-20
DAE4	SN 1331	06-Feb-19(SPEAG,No.DAE4-1331_Feb19)	Feb-20
Secondary Standards	**ID #**	**Cal Date(Calibrated by, Certificate No.)**	**Scheduled Calibration**
Signal Generator E4438C	MY49071430	23-Jan-19 (CTTL, No.J19X00336)	Jan-20
NetworkAnalyzer E5071C	MY46110673	24-Jan-19 (CTTL, No.J19X00547)	Jan-20

	Name	Function	Signature
Calibrated by:	Zhao Jing	SAR Test Engineer	
Reviewed by:	Lin Hao	SAR Test Engineer	
Approved by:	Qi Dianyuan	SAR Project Leader	

Issued: March 29, 2019

This calibration certificate shall not be reproduced except in full without written approval of the laboratory.

Add: No.51 Xueyuan Road, Haidian District, Beijing, 100191, China
Tel: +86-10-62304633-2079 Fax: +86-10-62304633-2504
E-mail: cttl@chinattl.com http://www.chinattl.cn

Glossary:

TSL	tissue simulating liquid
ConvF	sensitivity in TSL / NORMx,y,z
N/A	not applicable or not measured

Calibration is Performed According to the Following Standards:

a) IEEE Std 1528-2013, "IEEE Recommended Practice for Determining the Peak Spatial-Averaged Specific Absorption Rate (SAR) in the Human Head from Wireless Communications Devices: Measurement Techniques", June 2013

b) IEC 62209-1, "Measurement procedure for assessment of specific absorption rate of human exposure to radio frequency fields from hand-held and body-mounted wireless communication devices- Part 1: Device used next to the ear (Frequency range of 300MHz to 6GHz)", July 2016

c) IEC 62209-2, "Procedure to measure the Specific Absorption Rate (SAR) For wireless communication devices used in close proximity to the human body (frequency range of 30MHz to 6GHz)", March 2010

d) KDB865664, SAR Measurement Requirements for 100 MHz to 6 GHz

Additional Documentation:

e) DASY4/5 System Handbook

Methods Applied and Interpretation of Parameters:

- *Measurement Conditions:* Further details are available from the Validation Report at the end of the certificate. All figures stated in the certificate are valid at the frequency indicated.
- *Antenna Parameters with TSL:* The dipole is mounted with the spacer to position its feed point exactly below the center marking of the flat phantom section, with the arms oriented parallel to the body axis.
- *Feed Point Impedance and Return Loss:* These parameters are measured with the dipole positioned under the liquid filled phantom. The impedance stated is transformed from the measurement at the SMA connector to the feed point. The Return Loss ensures low reflected power. No uncertainty required.
- *Electrical Delay:* One-way delay between the SMA connector and the antenna feed point. No uncertainty required.
- *SAR measured:* SAR measured at the stated antenna input power.
- *SAR normalized:* SAR as measured, normalized to an input power of 1 W at the antenna connector.
- *SAR for nominal TSL parameters:* The measured TSL parameters are used to calculate the nominal SAR result.

The reported uncertainty of measurement is stated as the standard uncertainty of Measurement multiplied by the coverage factor k=2, which for a normal distribution Corresponds to a coverage probability of approximately 95%.