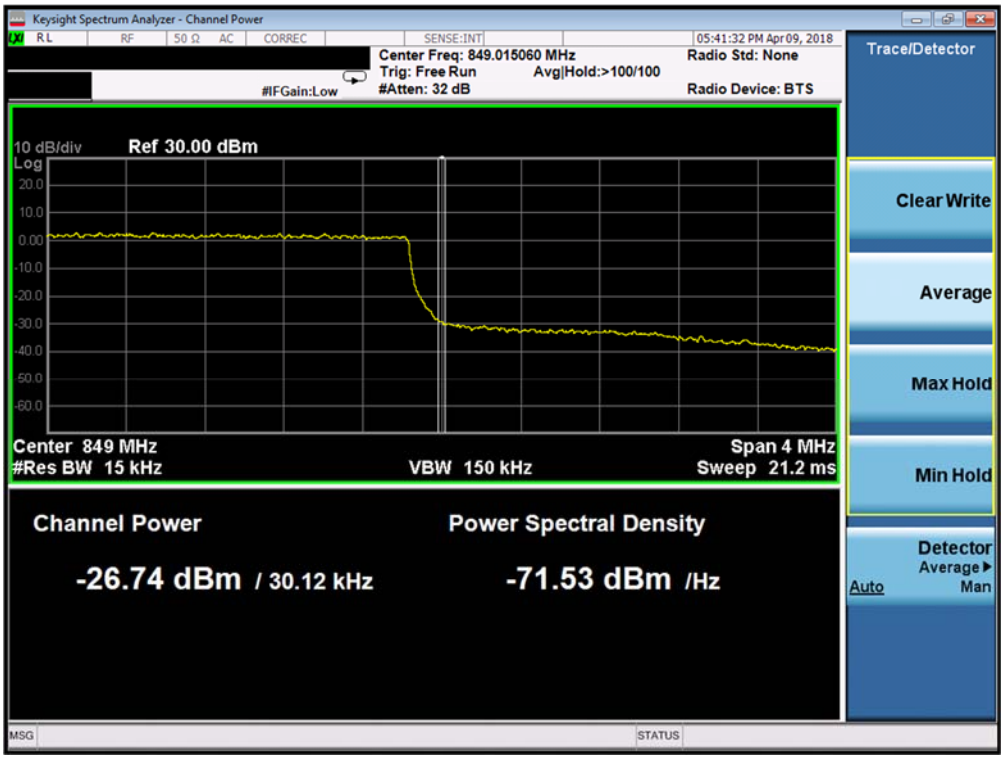

Plot 7-141. Upper Band Edge Plot (Band 26/5 - 3.0MHz QPSK - Full RB Configuration)

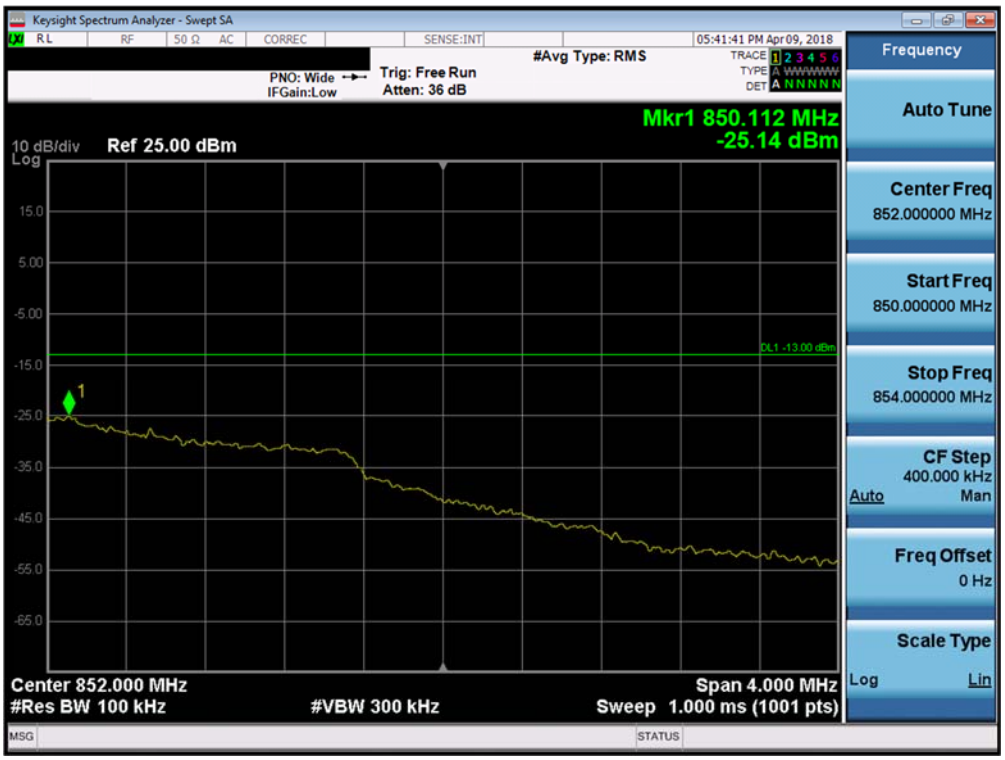

Plot 7-142. Upper Extended Band Edge Plot (Band 26/5 - 3.0MHz QPSK - Full RB Configuration)

© 2018 PCTEST Engineering Laboratory, Inc.
All rights reserved. Unless otherwise specified, no part of this report may be reproduced or utilized in any part, form or by any means, electronic or mechanical, including photocopying and microfilm, without permission in writing from PCTEST Engineering Laboratory, Inc. If you have any questions about this international copyright or have an enquiry about obtaining additional rights to this report or assembly of contents thereof, please contact INFO@PCTEST.COM.

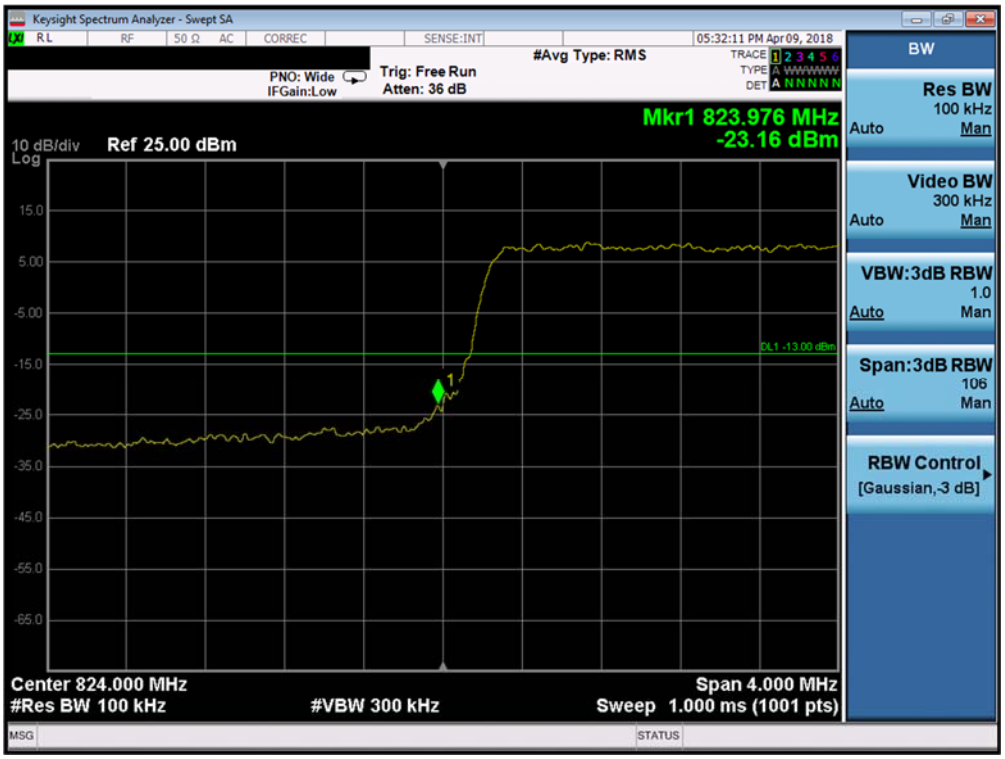

Plot 7-143. Lower Band Edge Plot (Band 26/5 - 5.0MHz QPSK - Full RB Configuration)

Plot 7-144. Upper Band Edge Plot (Band 26/5 - 5.0MHz QPSK - Full RB Configuration)

© 2018 PCTEST Engineering Laboratory, Inc. V 8.0 04/05/2018
All rights reserved. Unless otherwise specified, no part of this report may be reproduced or utilized in any part, form or by any means, electronic or mechanical, including photocopying and microfilm, without permission in writing from PCTEST Engineering Laboratory, Inc. If you have any questions about this international copyright or have an enquiry about obtaining additional rights to this report or assembly of contents thereof, please contact INFO@PCTEST.COM.

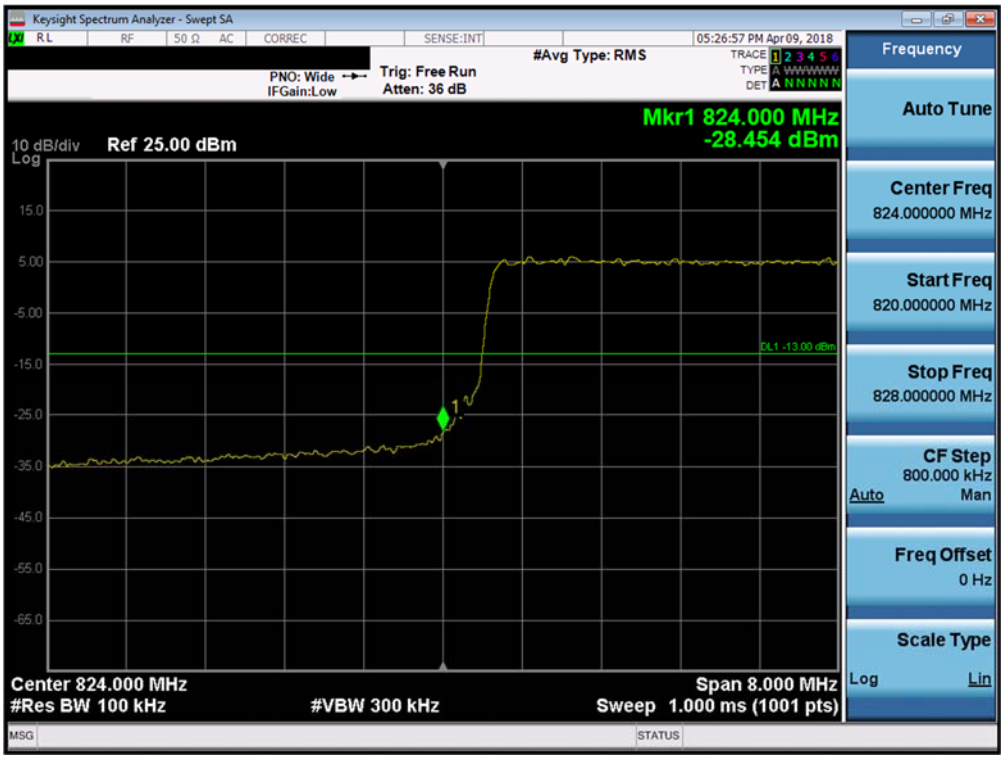

Plot 7-145. Lower Band Edge Plot (Band 26/5 - 10.0MHz QPSK - Full RB Configuration)

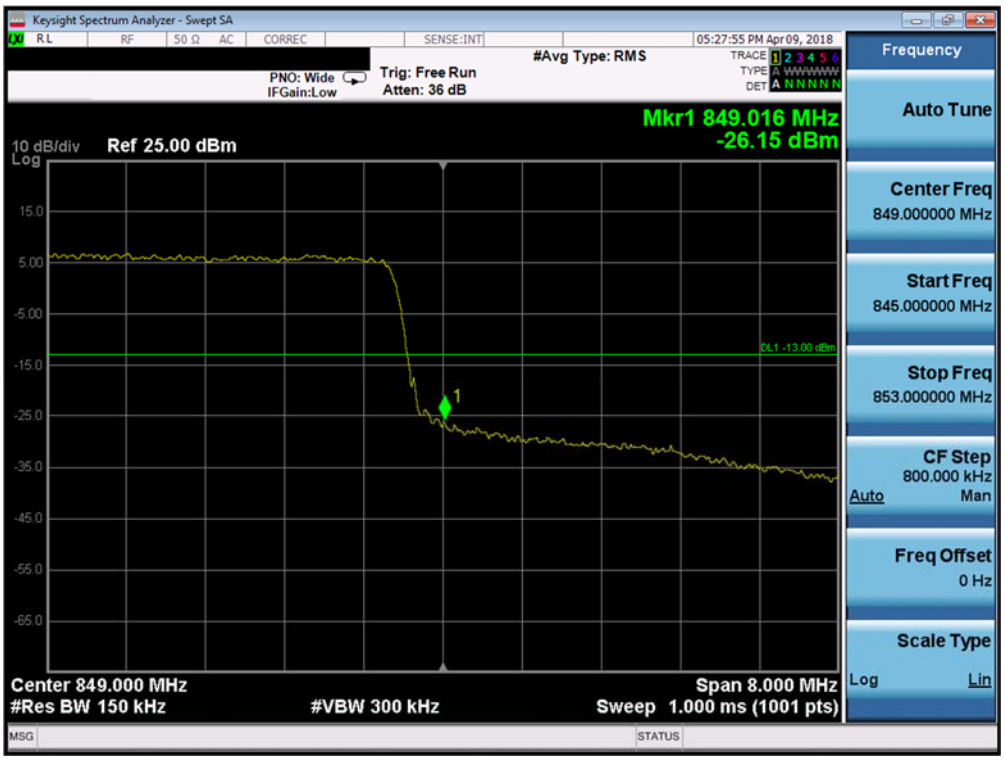

Plot 7-146. Upper Band Edge Plot (Band 26/5 - 10.0MHz QPSK - Full RB Configuration)

© 2018 PCTEST Engineering Laboratory, Inc. V 8.0 04/05/2018
All rights reserved. Unless otherwise specified, no part of this report may be reproduced or utilized in any part, form or by any means, electronic or mechanical, including photocopying and microfilm, without permission in writing from PCTEST Engineering Laboratory, Inc. If you have any questions about this international copyright or have an enquiry about obtaining additional rights to this report or assembly of contents thereof, please contact INFO@PCTEST.COM.

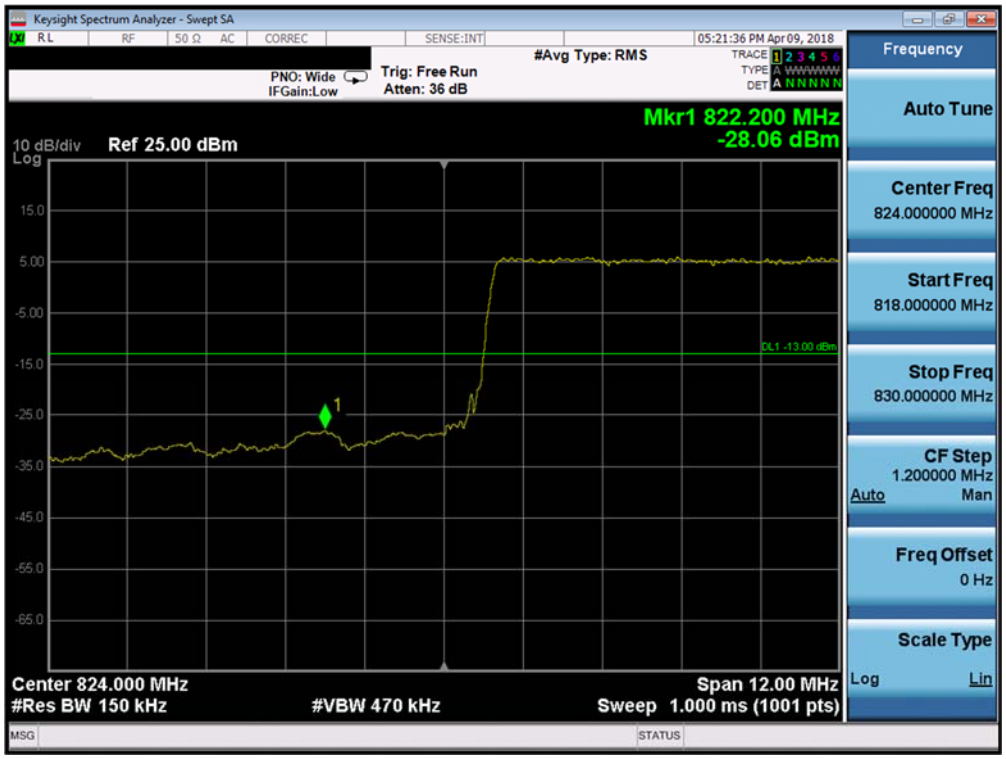

Plot 7-147. Lower Band Edge Plot (Band 26 - 15.0MHz QPSK - Full RB Configuration)

Plot 7-148. Upper Band Edge Plot (Band 26 - 15.0MHz QPSK - Full RB Configuration)

© 2018 PCTEST Engineering Laboratory, Inc. V 8.0 04/05/2018
All rights reserved. Unless otherwise specified, no part of this report may be reproduced or utilized in any part, form or by any means, electronic or mechanical, including photocopying and microfilm, without permission in writing from PCTEST Engineering Laboratory, Inc. If you have any questions about this international copyright or have an enquiry about obtaining additional rights to this report or assembly of contents thereof, please contact INFO@PCTEST.COM.

Band 4

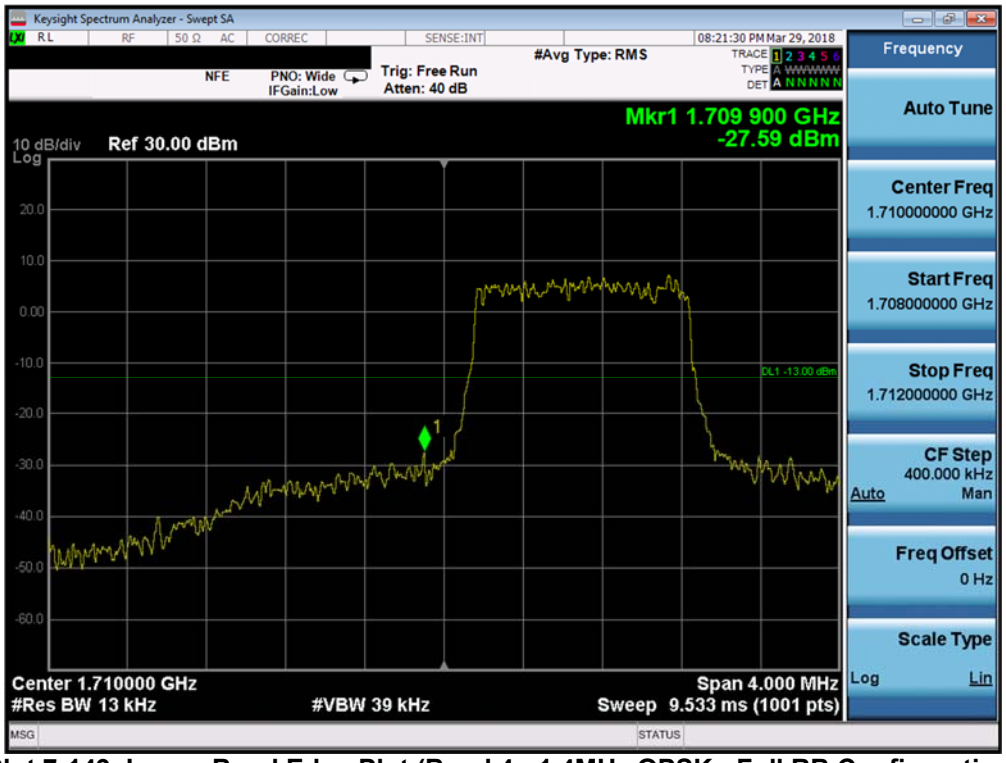

Plot 7-149. Lower Band Edge Plot (Band 4 - 1.4MHz QPSK - Full RB Configuration)

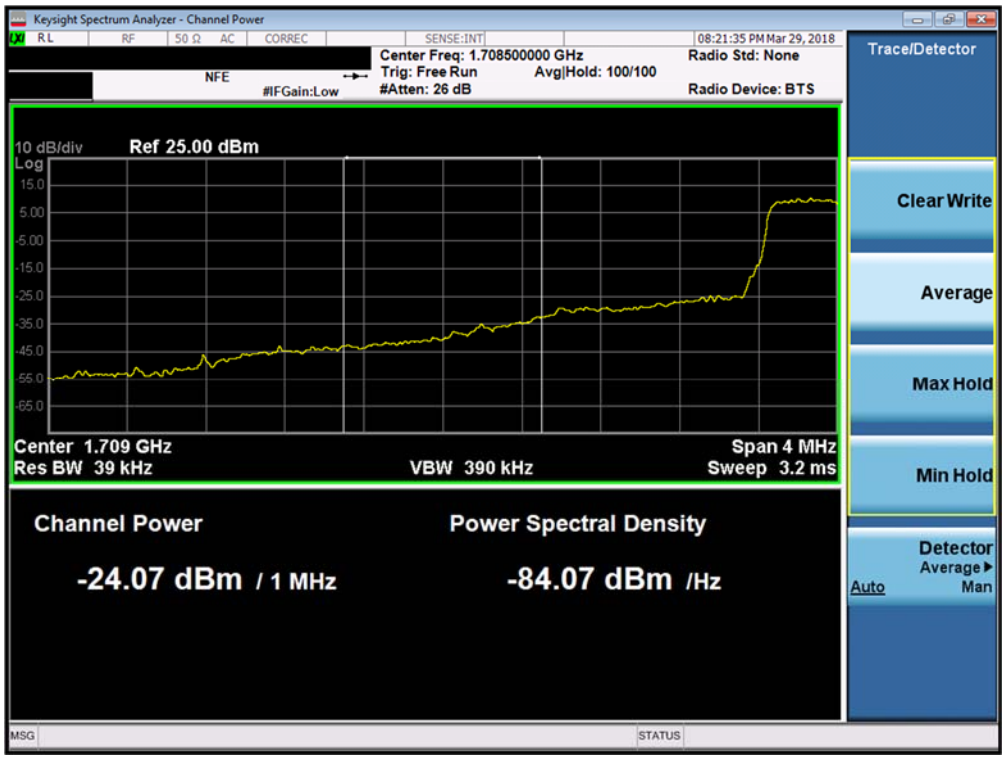

Plot 7-150. Lower Extended Band Edge Plot (Band 4 - 1.4MHz QPSK - Full RB Configuration)

© 2018 PCTEST Engineering Laboratory, Inc.
All rights reserved. Unless otherwise specified, no part of this report may be reproduced or utilized in any part, form or by any means, electronic or mechanical, including photocopying and microfilm, without permission in writing from PCTEST Engineering Laboratory, Inc. If you have any questions about this international copyright or have an enquiry about obtaining additional rights to this report or assembly of contents thereof, please contact INFO@PCTEST.COM.

Plot 7-151. Upper Band Edge Plot (Band 4 - 1.4MHz QPSK - Full RB Configuration)

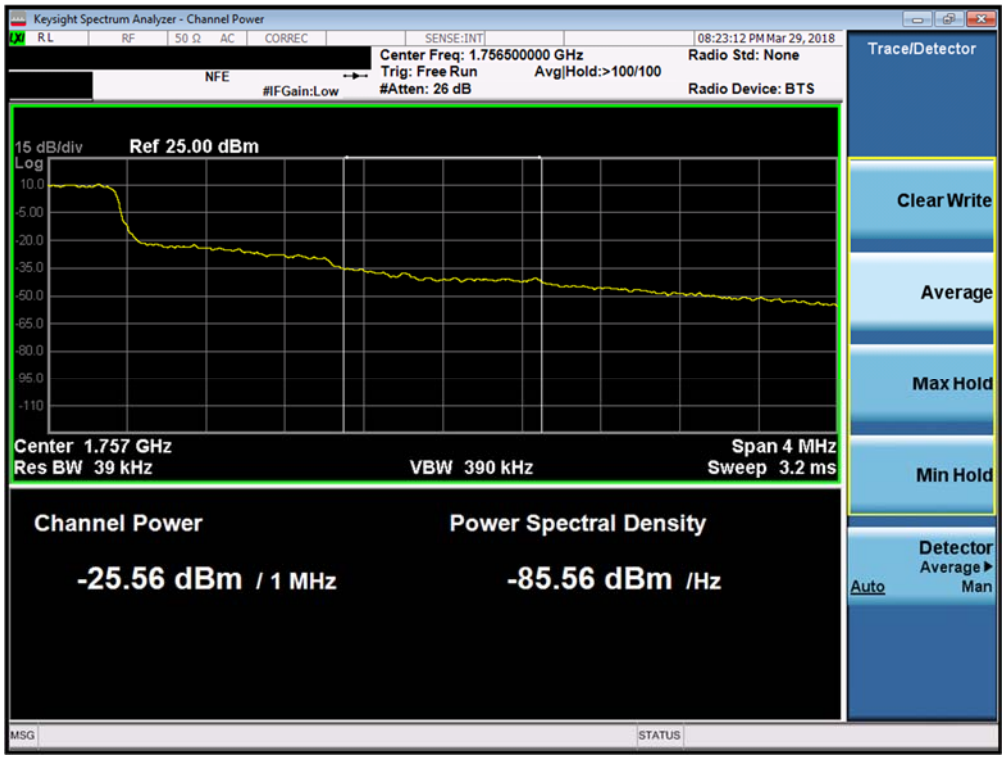

Plot 7-152. Upper Extended Band Edge Plot (Band 4 - 1.4MHz QPSK - Full RB Configuration)

© 2018 PCTEST Engineering Laboratory, Inc.
All rights reserved. Unless otherwise specified, no part of this report may be reproduced or utilized in any part, form or by any means, electronic or mechanical, including photocopying and microfilm, without permission in writing from PCTEST Engineering Laboratory, Inc. If you have any questions about this international copyright or have an enquiry about obtaining additional rights to this report or assembly of contents thereof, please contact INFO@PCTEST.COM.

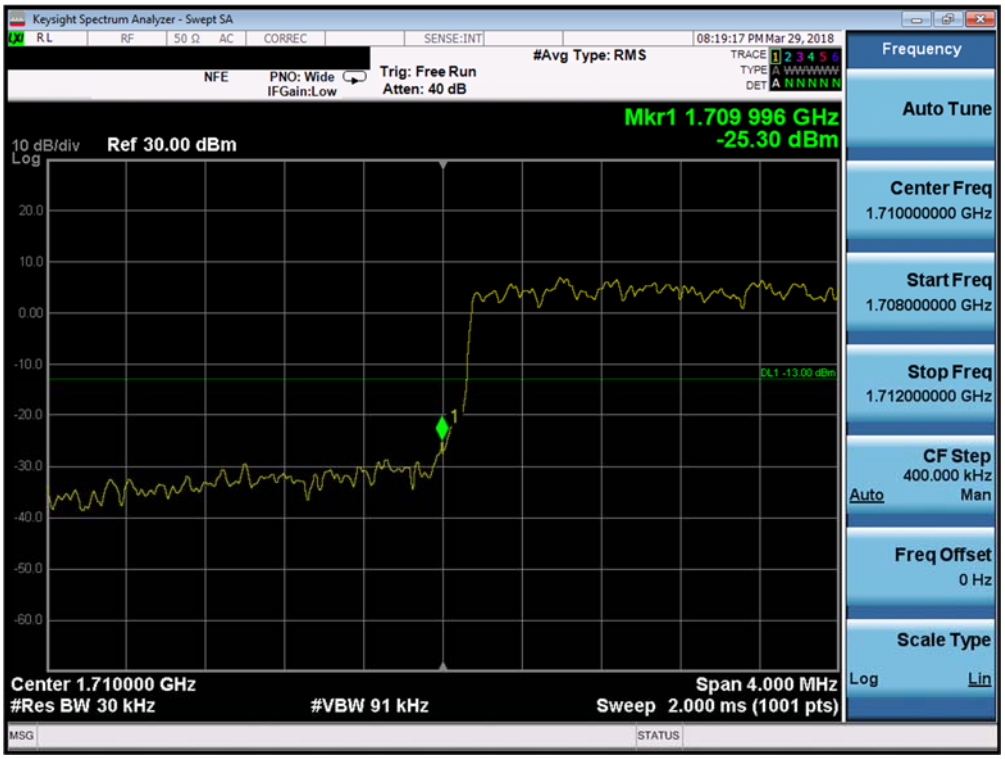

Plot 7-153. Lower Band Edge Plot (Band 4 - 3.0MHz QPSK - Full RB Configuration)

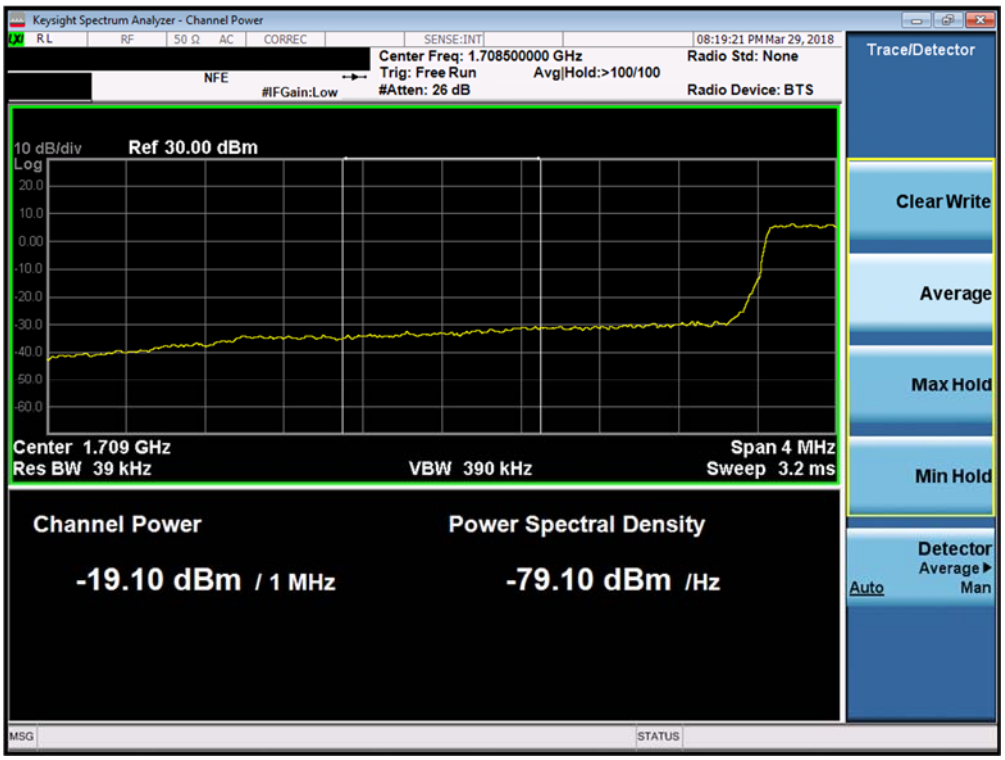

Plot 7-154. Lower Extended Band Edge Plot (Band 4 - 3.0MHz QPSK - Full RB Configuration)

© 2018 PCTEST Engineering Laboratory, Inc. V 8.0 04/05/2018
All rights reserved. Unless otherwise specified, no part of this report may be reproduced or utilized in any part, form or by any means, electronic or mechanical, including photocopying and microfilm, without permission in writing from PCTEST Engineering Laboratory, Inc. If you have any questions about this international copyright or have an enquiry about obtaining additional rights to this report or assembly of contents thereof, please contact INFO@PCTEST.COM.

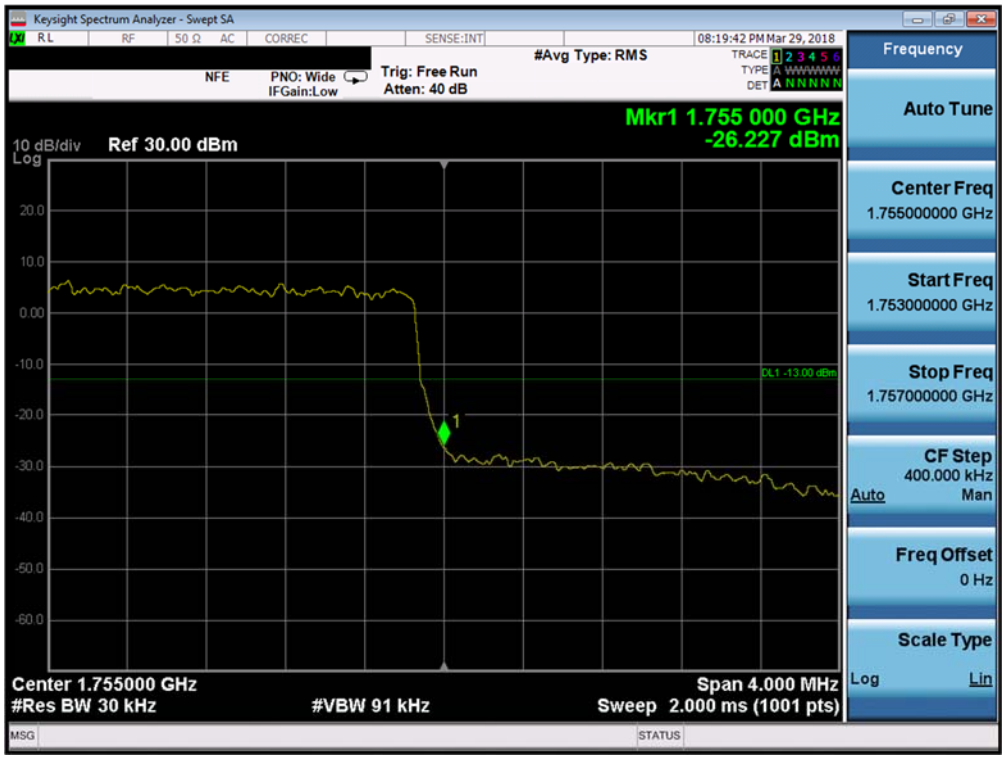

Plot 7-155. Upper Band Edge Plot (Band 4 - 3.0MHz QPSK - Full RB Configuration)

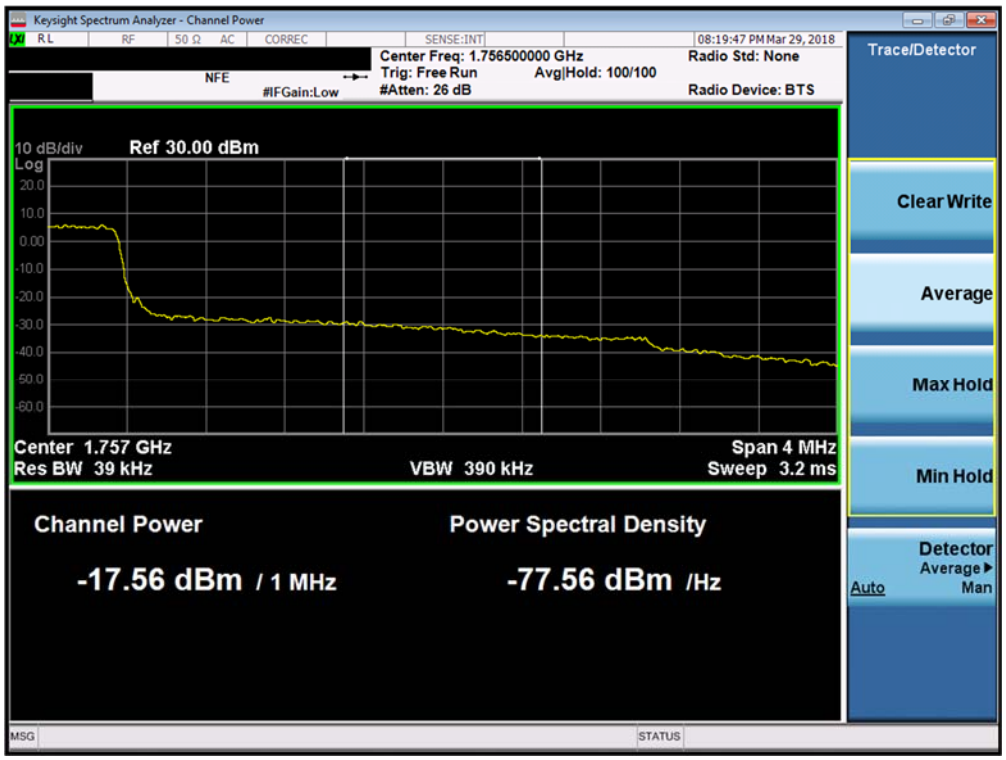

Plot 7-156. Upper Extended Band Edge Plot (Band 4 - 3.0MHz QPSK - Full RB Configuration)

© 2018 PCTEST Engineering Laboratory, Inc. V 8.0 04/05/2018
All rights reserved. Unless otherwise specified, no part of this report may be reproduced or utilized in any part, form or by any means, electronic or mechanical, including photocopying and microfilm, without permission in writing from PCTEST Engineering Laboratory, Inc. If you have any questions about this international copyright or have an enquiry about obtaining additional rights to this report or assembly of contents thereof, please contact INFO@PCTEST.COM.

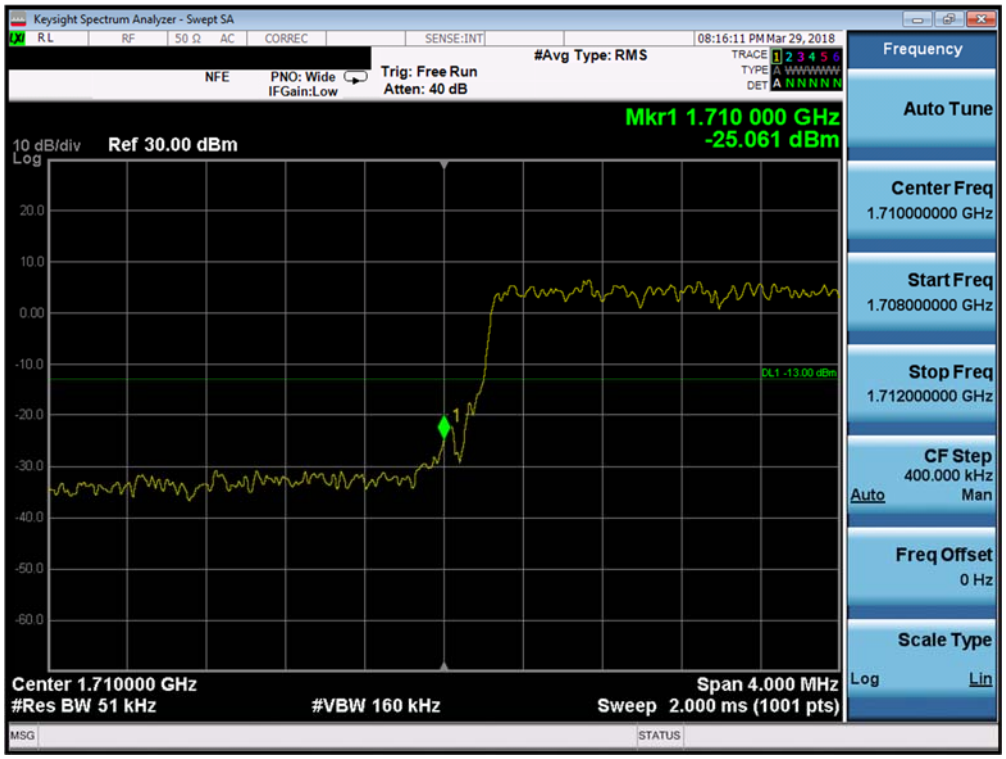

Plot 7-157. Lower Band Edge Plot (Band 4 - 5.0MHz QPSK - Full RB Configuration)

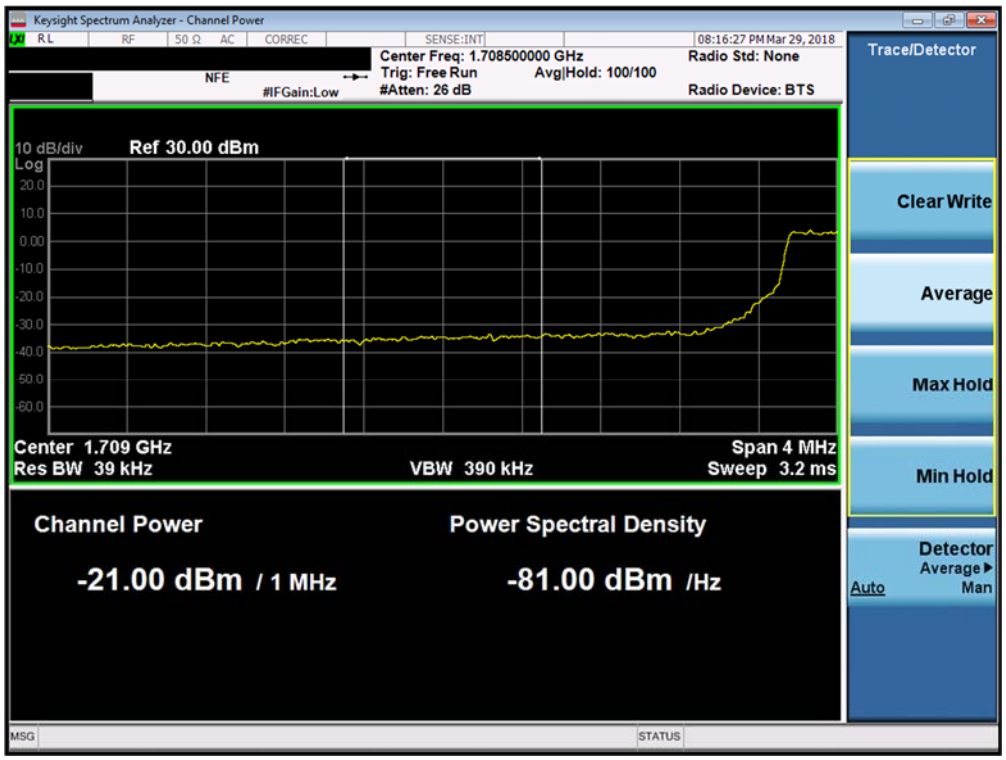

Plot 7-158. Lower Extended Band Edge Plot (Band 4 - 5.0MHz QPSK - Full RB Configuration)

© 2018 PCTEST Engineering Laboratory, Inc. V 8.0 04/05/2018
All rights reserved. Unless otherwise specified, no part of this report may be reproduced or utilized in any part, form or by any means, electronic or mechanical, including photocopying and microfilm, without permission in writing from PCTEST Engineering Laboratory, Inc. If you have any questions about this international copyright or have an enquiry about obtaining additional rights to this report or assembly of contents thereof, please contact INFO@PCTEST.COM.

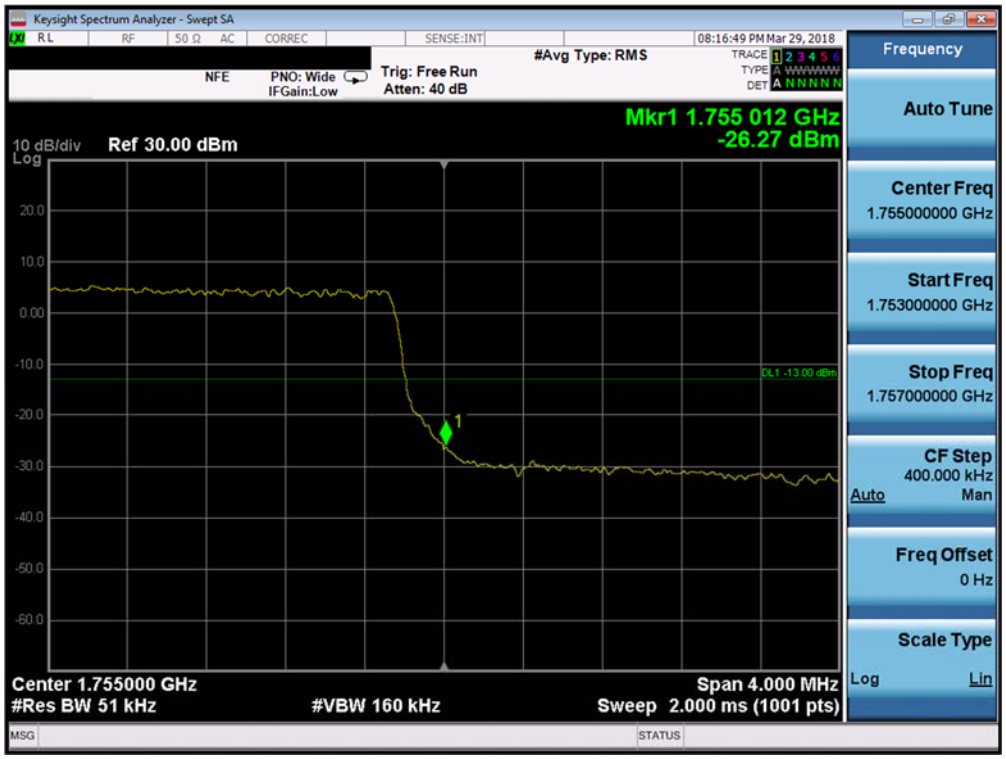

Plot 7-159. Upper Band Edge Plot (Band 4 - 5.0MHz QPSK - Full RB Configuration)

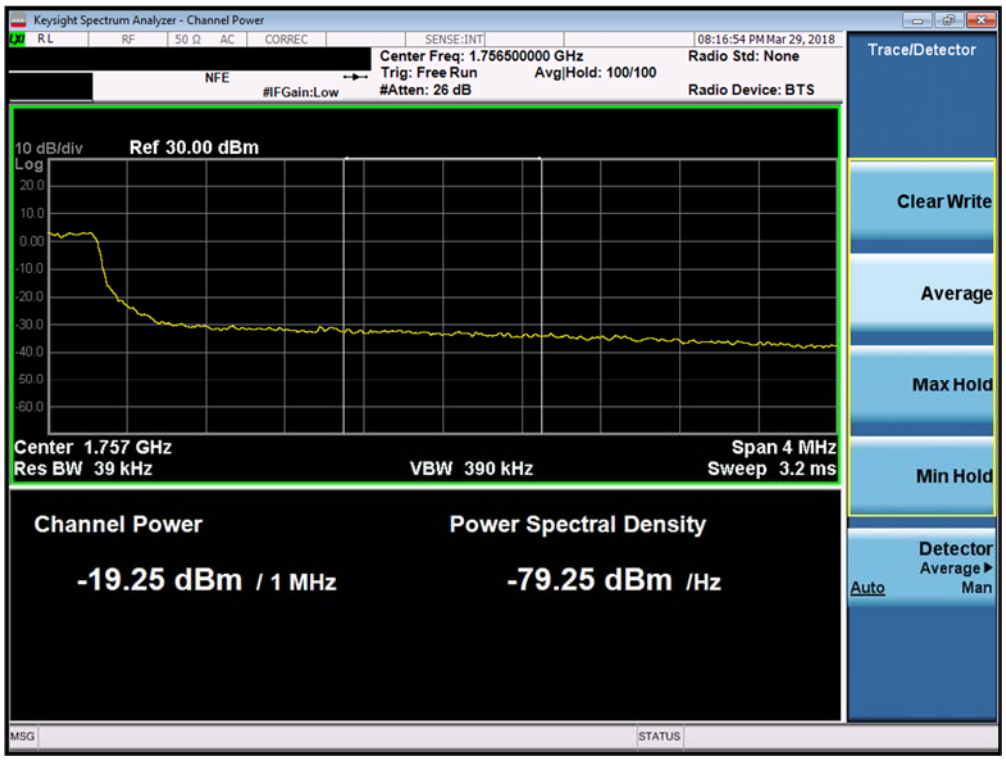

Plot 7-160. Upper Extended Band Edge Plot (Band 4 - 5.0MHz QPSK - Full RB Configuration)

© 2018 PCTEST Engineering Laboratory, Inc. V 8.0 04/05/2018
All rights reserved. Unless otherwise specified, no part of this report may be reproduced or utilized in any part, form or by any means, electronic or mechanical, including photocopying and microfilm, without permission in writing from PCTEST Engineering Laboratory, Inc. If you have any questions about this international copyright or have an enquiry about obtaining additional rights to this report or assembly of contents thereof, please contact INFO@PCTEST.COM.

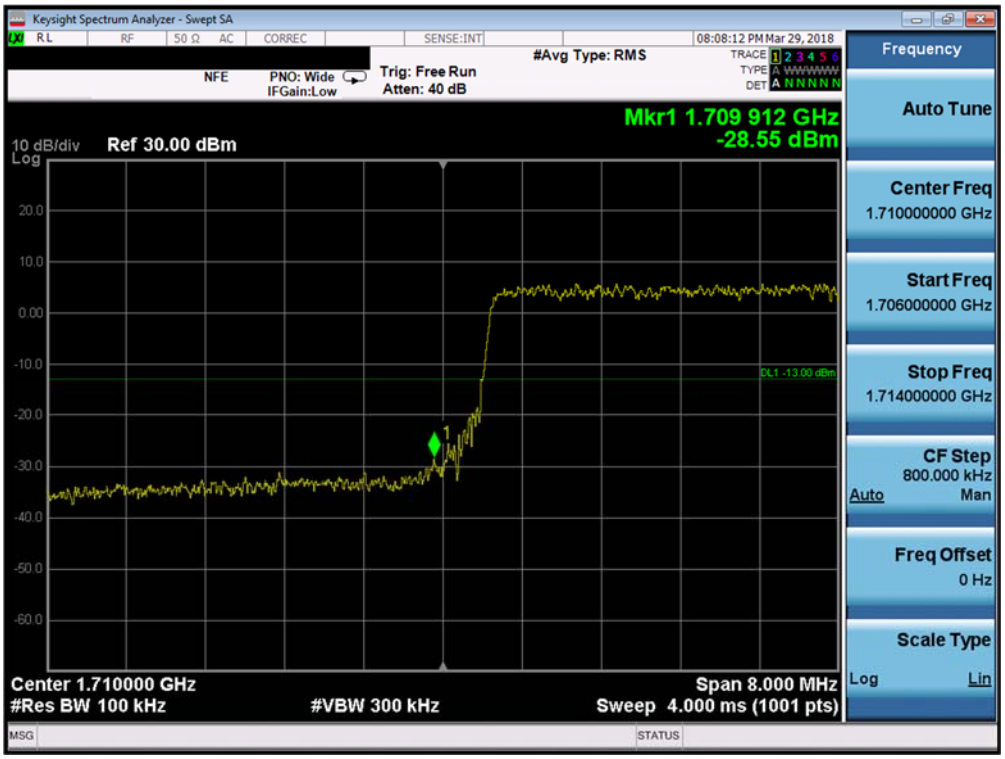

Plot 7-161. Lower Band Edge Plot (Band 4 - 10.0MHz QPSK - Full RB Configuration)

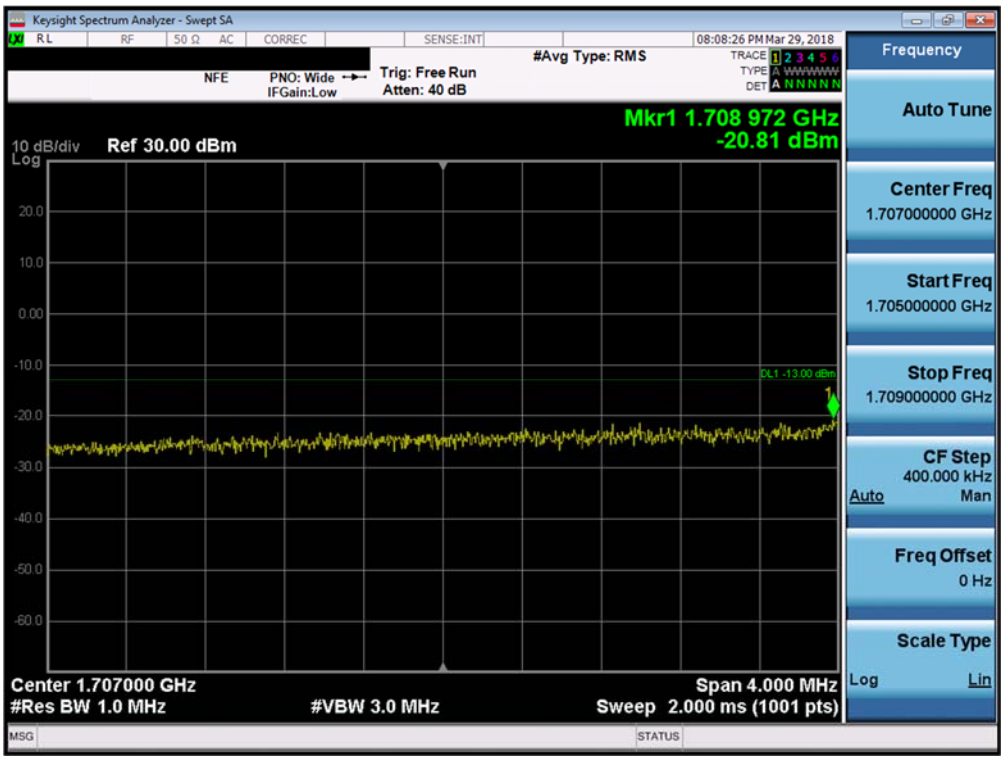

Plot 7-162. Lower Extended Band Edge Plot (Band 4 - 10.0MHz QPSK - Full RB Configuration)

© 2018 PCTEST Engineering Laboratory, Inc. V 8.0 04/05/2018
All rights reserved. Unless otherwise specified, no part of this report may be reproduced or utilized in any part, form or by any means, electronic or mechanical, including photocopying and microfilm, without permission in writing from PCTEST Engineering Laboratory, Inc. If you have any questions about this international copyright or have an enquiry about obtaining additional rights to this report or assembly of contents thereof, please contact INFO@PCTEST.COM.

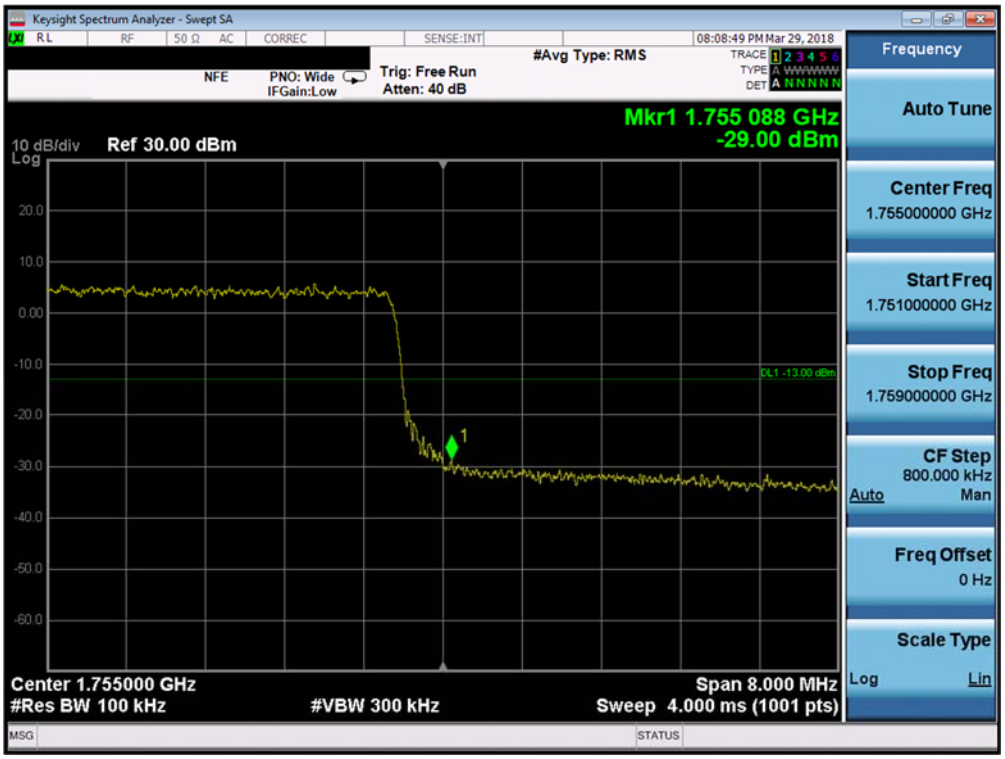

Plot 7-163. Upper Band Edge Plot (Band 4 - 10.0MHz QPSK - Full RB Configuration)

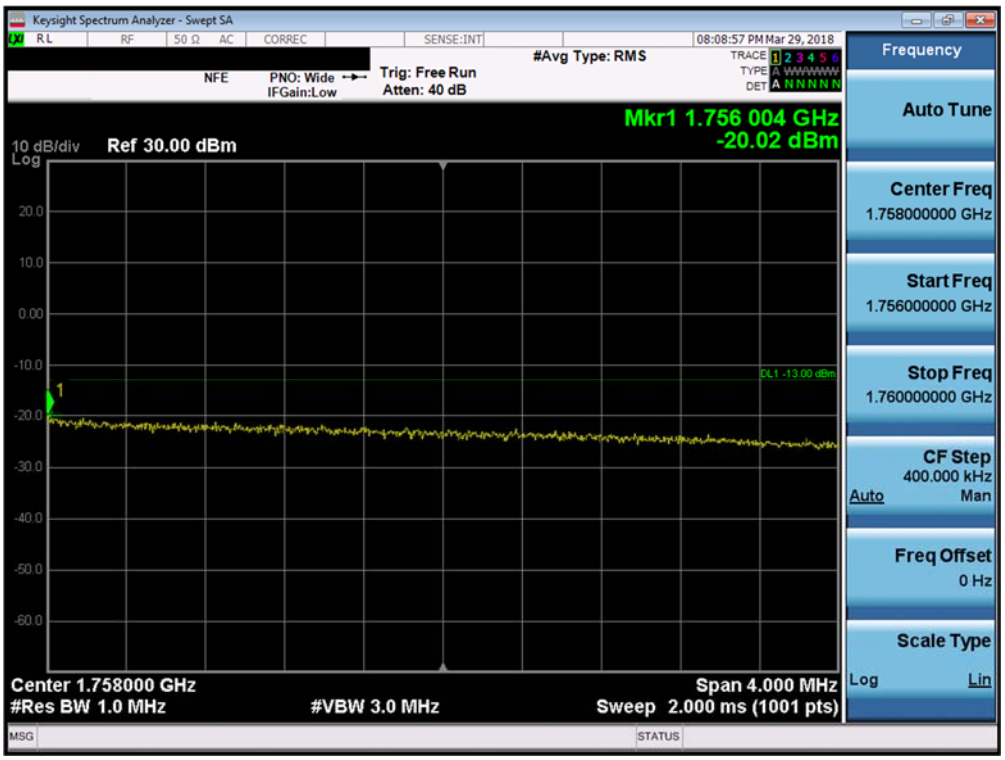

Plot 7-164. Upper Extended Band Edge Plot (Band 4 - 10.0MHz QPSK - Full RB Configuration)

© 2018 PCTEST Engineering Laboratory, Inc. V 8.0 04/05/2018
All rights reserved. Unless otherwise specified, no part of this report may be reproduced or utilized in any part, form or by any means, electronic or mechanical, including photocopying and microfilm, without permission in writing from PCTEST Engineering Laboratory, Inc. If you have any questions about this international copyright or have an enquiry about obtaining additional rights to this report or assembly of contents thereof, please contact INFO@PCTEST.COM.

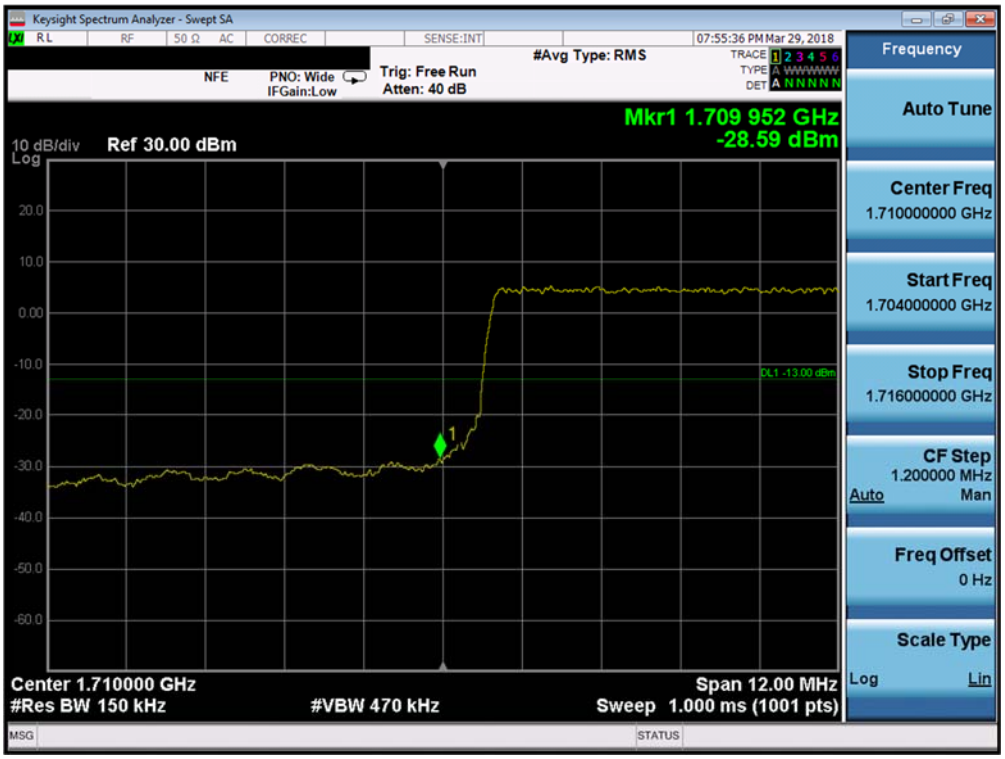

Plot 7-165. Lower Band Edge Plot (Band 4 - 15.0MHz QPSK - Full RB Configuration)

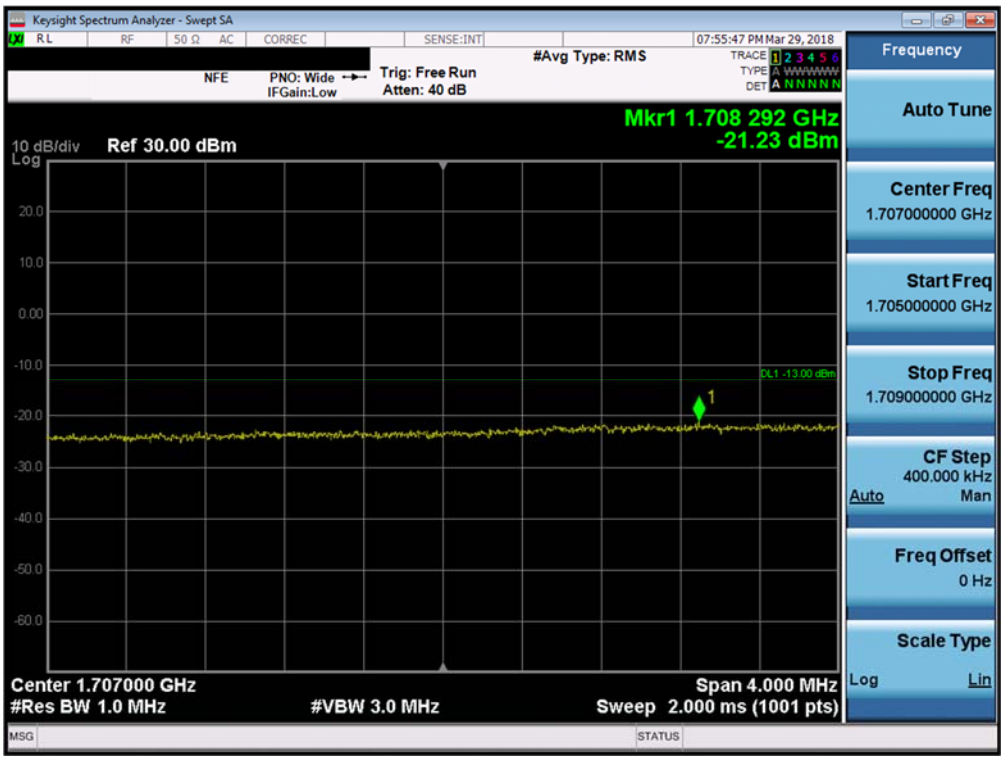

Plot 7-166. Lower Extended Band Edge Plot (Band 4 - 15.0MHz QPSK - Full RB Configuration)

© 2018 PCTEST Engineering Laboratory, Inc. V 8.0 04/05/2018
All rights reserved. Unless otherwise specified, no part of this report may be reproduced or utilized in any part, form or by any means, electronic or mechanical, including photocopying and microfilm, without permission in writing from PCTEST Engineering Laboratory, Inc. If you have any questions about this international copyright or have an enquiry about obtaining additional rights to this report or assembly of contents thereof, please contact INFO@PCTEST.COM.

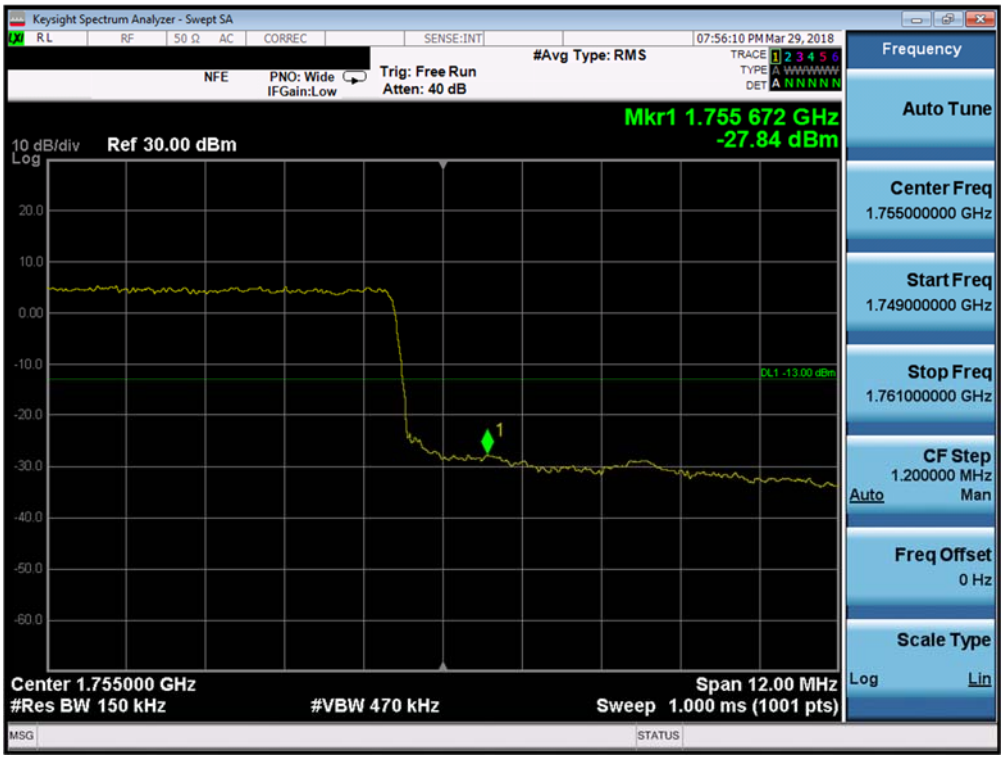

Plot 7-167. Upper Band Edge Plot (Band 4 - 15.0MHz QPSK - Full RB Configuration)

Plot 7-168. Upper Extended Band Edge Plot (Band 4 - 15.0MHz QPSK - Full RB Configuration)

© 2018 PCTEST Engineering Laboratory, Inc. V 8.0 04/05/2018
All rights reserved. Unless otherwise specified, no part of this report may be reproduced or utilized in any part, form or by any means, electronic or mechanical, including photocopying and microfilm, without permission in writing from PCTEST Engineering Laboratory, Inc. If you have any questions about this international copyright or have an enquiry about obtaining additional rights to this report or assembly of contents thereof, please contact INFO@PCTEST.COM.

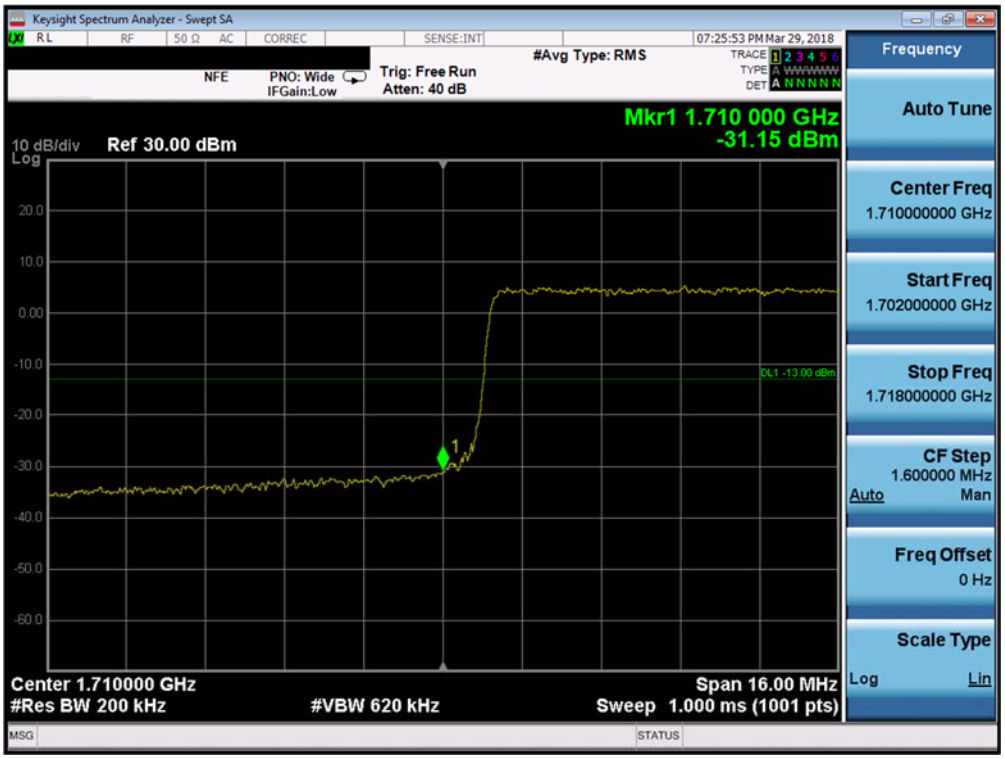

Plot 7-169. Lower Band Edge Plot (Band 4 - 20.0MHz QPSK - Full RB Configuration)

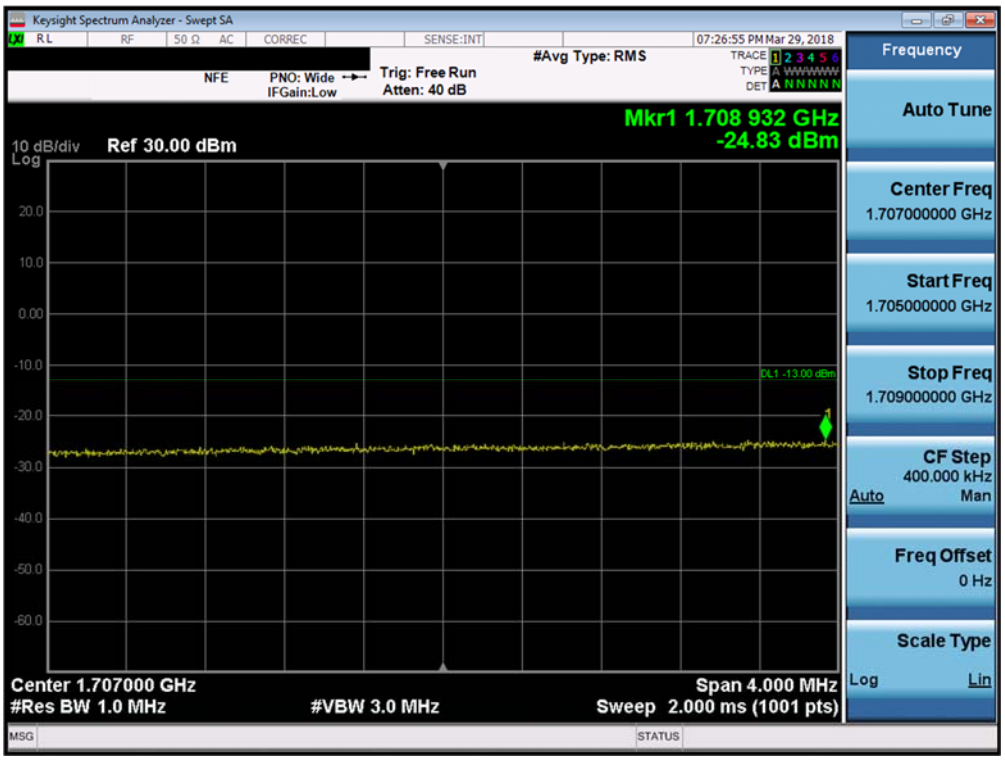

Plot 7-170. Lower Extended Band Edge Plot (Band 4 - 20.0MHz QPSK - Full RB Configuration)

© 2018 PCTEST Engineering Laboratory, Inc. V 8.0 04/05/2018
All rights reserved. Unless otherwise specified, no part of this report may be reproduced or utilized in any part, form or by any means, electronic or mechanical, including photocopying and microfilm, without permission in writing from PCTEST Engineering Laboratory, Inc. If you have any questions about this international copyright or have an enquiry about obtaining additional rights to this report or assembly of contents thereof, please contact INFO@PCTEST.COM.

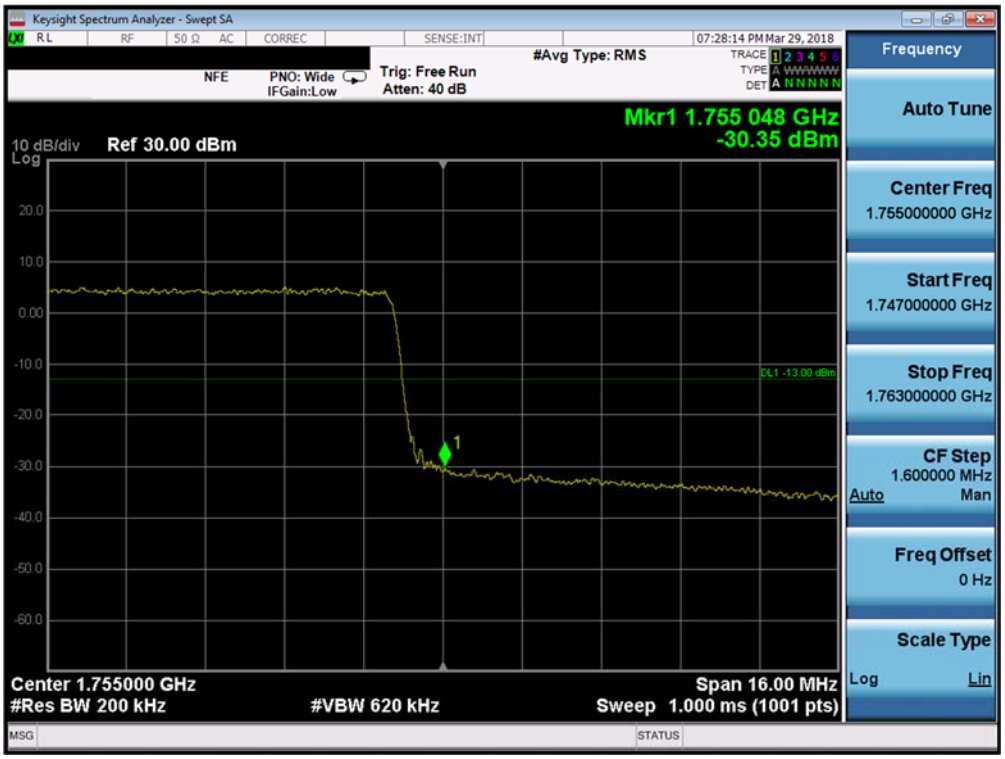

Plot 7-171. Upper Band Edge Plot (Band 4 - 20.0MHz QPSK - Full RB Configuration)

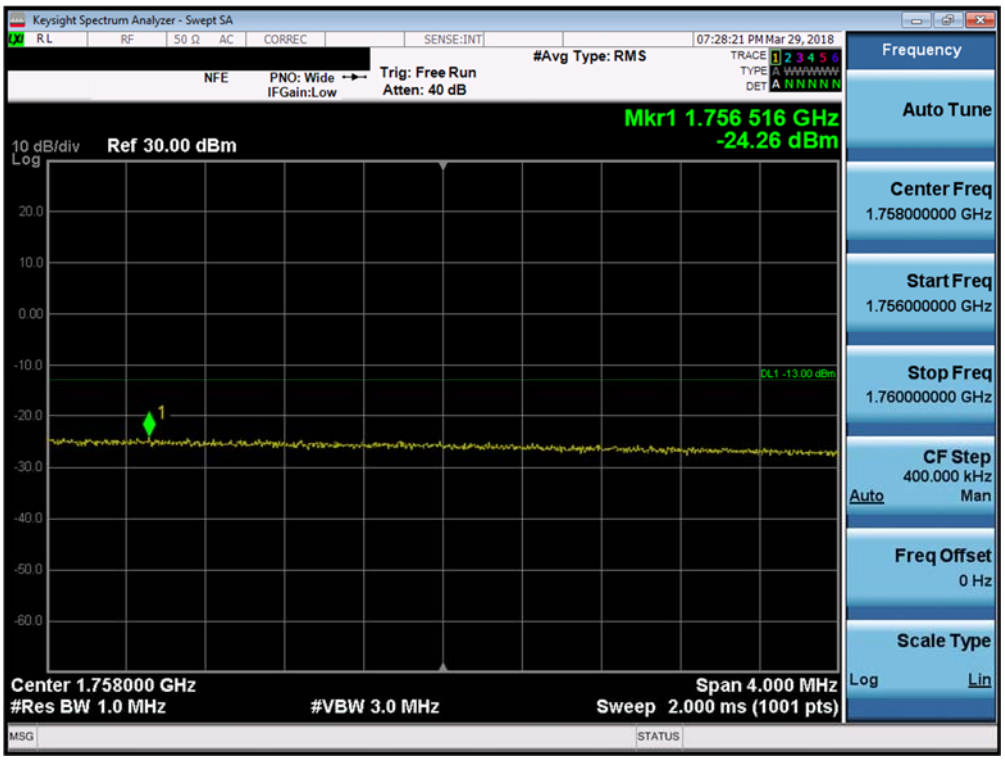

Plot 7-172. Upper Extended Band Edge Plot (Band 4 - 20.0MHz QPSK - Full RB Configuration)

© 2018 PCTEST Engineering Laboratory, Inc. V 8.0 04/05/2018
All rights reserved. Unless otherwise specified, no part of this report may be reproduced or utilized in any part, form or by any means, electronic or mechanical, including photocopying and microfilm, without permission in writing from PCTEST Engineering Laboratory, Inc. If you have any questions about this international copyright or have an enquiry about obtaining additional rights to this report or assembly of contents thereof, please contact INFO@PCTEST.COM.

Band 25/2

Plot 7-173. Lower Band Edge Plot (Band 25/2 - 1.4MHz QPSK - Full RB Configuration)

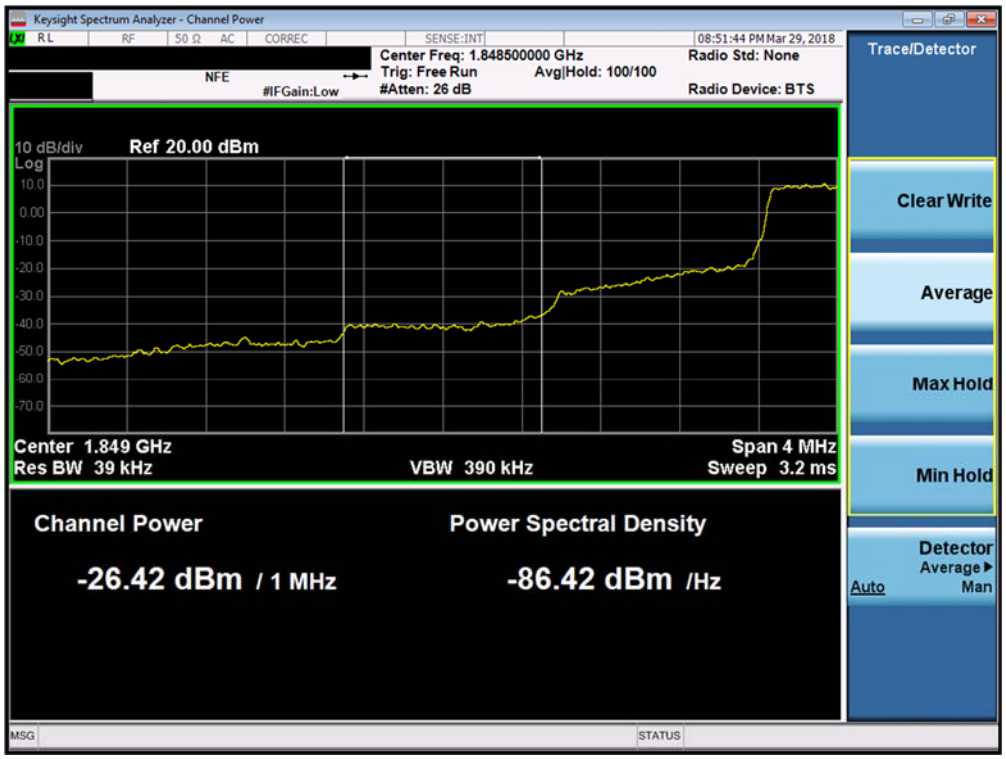

Plot 7-174. Lower Extended Band Edge Plot (Band 25/2 - 1.4MHz QPSK - Full RB Configuration)

© 2018 PCTEST Engineering Laboratory, Inc. V 8.0 04/05/2018
All rights reserved. Unless otherwise specified, no part of this report may be reproduced or utilized in any part, form or by any means, electronic or mechanical, including photocopying and microfilm, without permission in writing from PCTEST Engineering Laboratory, Inc. If you have any questions about this international copyright or have an enquiry about obtaining additional rights to this report or assembly of contents thereof, please contact INFO@PCTEST.COM.

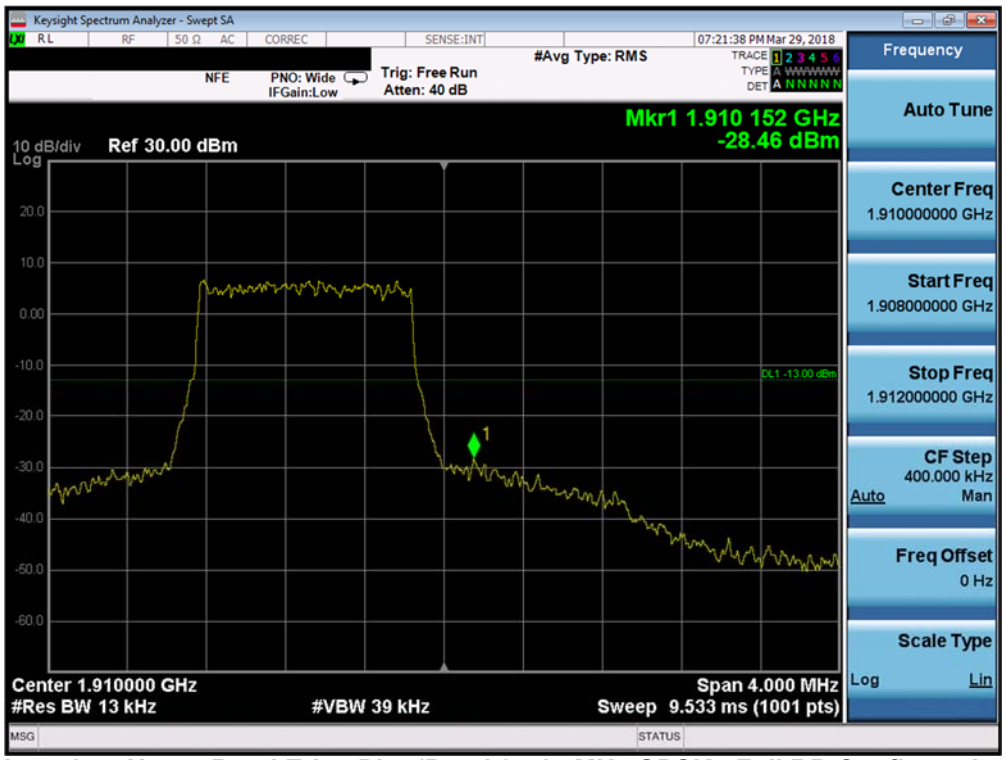

Plot 7-175. Upper Band Edge Plot (Band 2 - 1.4MHz QPSK - Full RB Configuration)

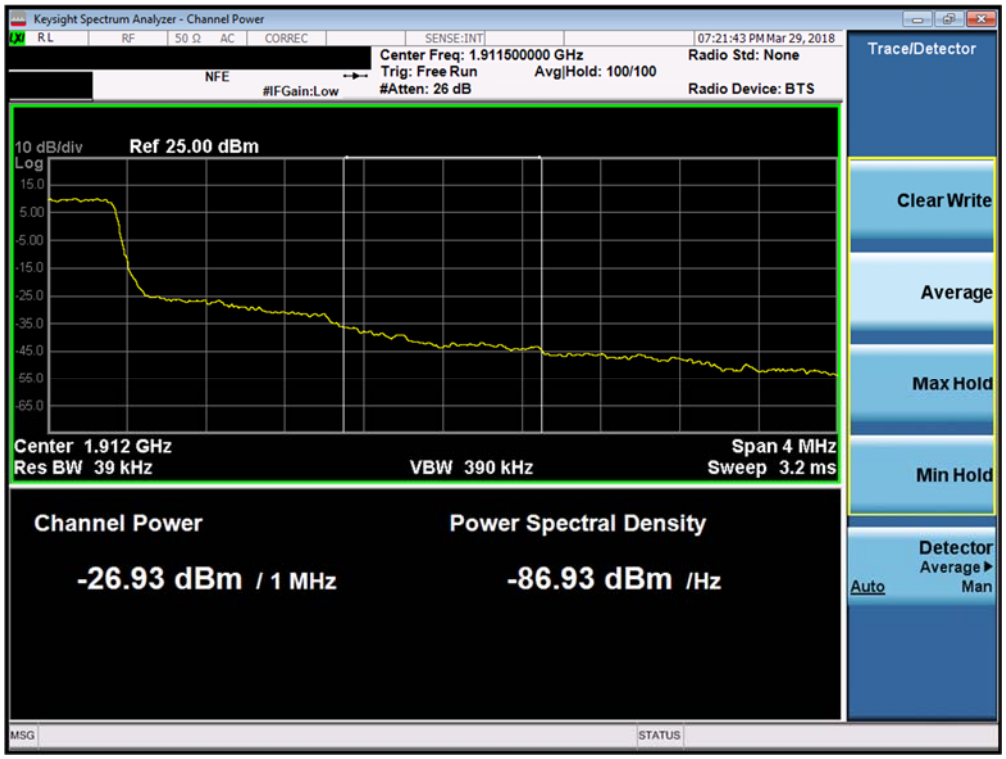

Plot 7-176. Upper Extended Band Edge Plot (Band 2 - 1.4MHz QPSK - Full RB Configuration)

© 2018 PCTEST Engineering Laboratory, Inc. V 8.0 04/05/2018
All rights reserved. Unless otherwise specified, no part of this report may be reproduced or utilized in any part, form or by any means, electronic or mechanical, including photocopying and microfilm, without permission in writing from PCTEST Engineering Laboratory, Inc. If you have any questions about this international copyright or have an enquiry about obtaining additional rights to this report or assembly of contents thereof, please contact INFO@PCTEST.COM.

Plot 7-177. Upper Band Edge Plot (Band 25 - 1.4MHz QPSK - Full RB Configuration)

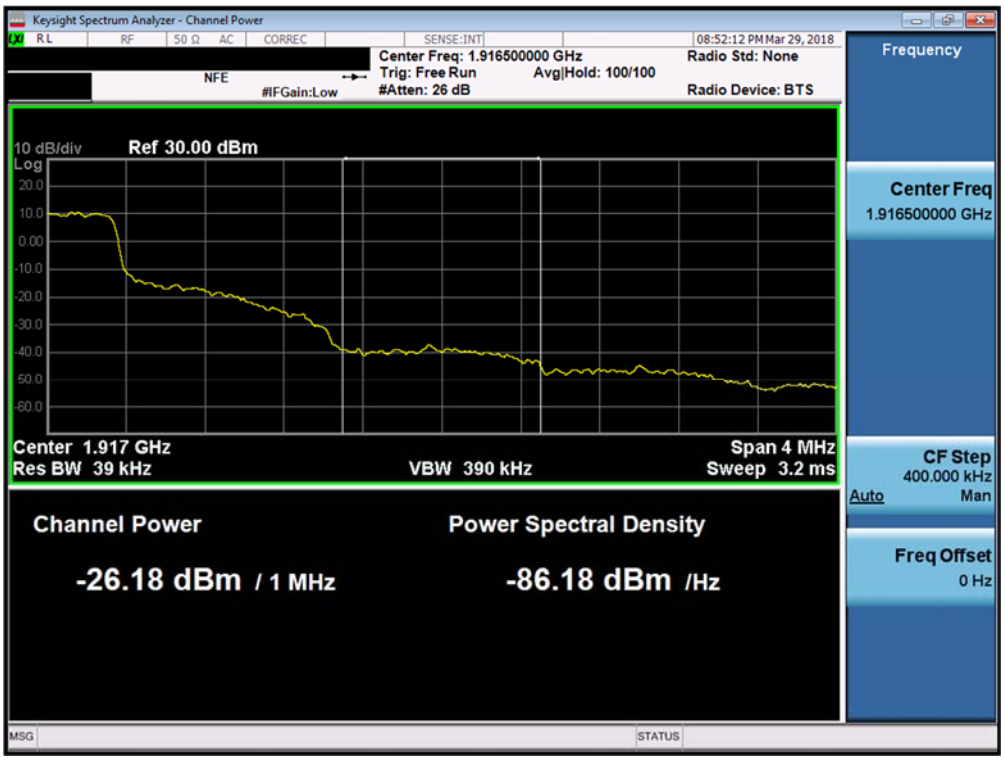

Plot 7-178. Upper Extended Band Edge Plot (Band 25 - 1.4MHz QPSK - Full RB Configuration)

© 2018 PCTEST Engineering Laboratory, Inc. V 8.0 04/05/2018
All rights reserved. Unless otherwise specified, no part of this report may be reproduced or utilized in any part, form or by any means, electronic or mechanical, including photocopying and microfilm, without permission in writing from PCTEST Engineering Laboratory, Inc. If you have any questions about this international copyright or have an enquiry about obtaining additional rights to this report or assembly of contents thereof, please contact INFO@PCTEST.COM.

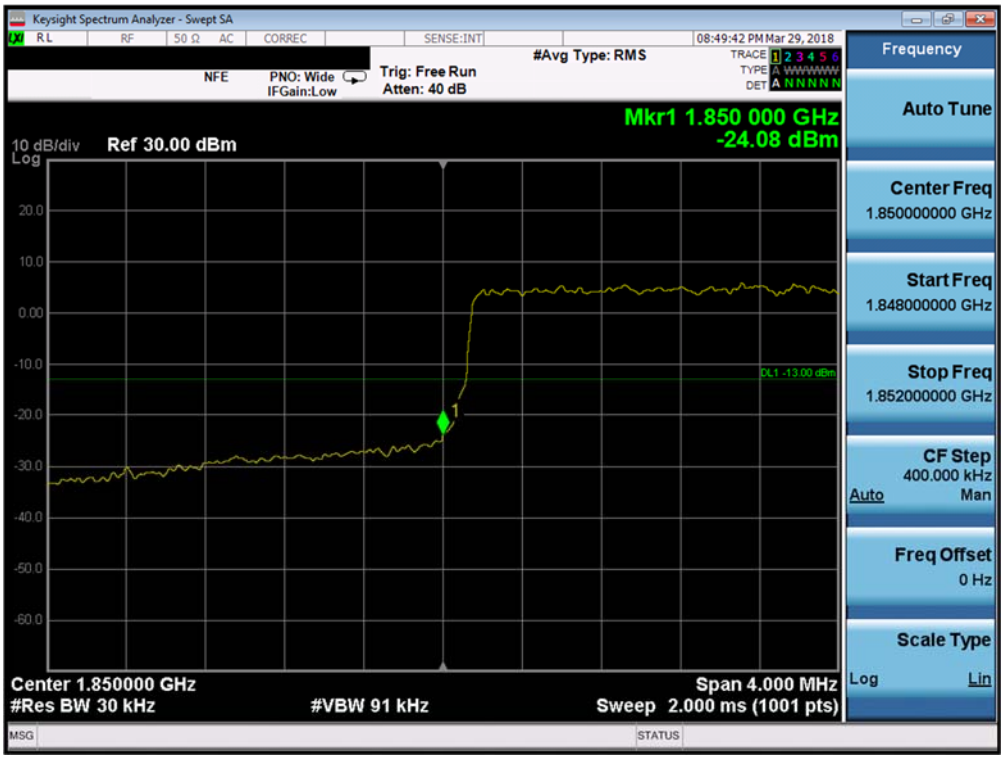

Plot 7-179. Lower Band Edge Plot (Band 25/2 - 3.0MHz QPSK - Full RB Configuration)

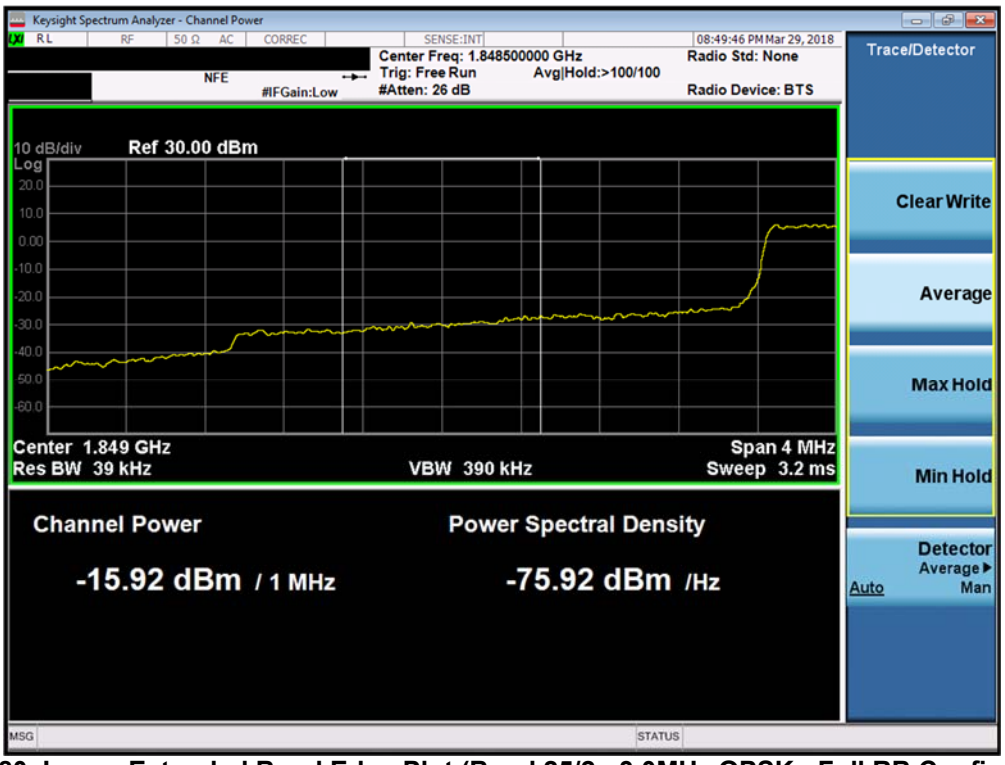

Plot 7-180. Lower Extended Band Edge Plot (Band 25/2 - 3.0MHz QPSK - Full RB Configuration)

© 2018 PCTEST Engineering Laboratory, Inc. V 8.0 04/05/2018
All rights reserved. Unless otherwise specified, no part of this report may be reproduced or utilized in any part, form or by any means, electronic or mechanical, including photocopying and microfilm, without permission in writing from PCTEST Engineering Laboratory, Inc. If you have any questions about this international copyright or have an enquiry about obtaining additional rights to this report or assembly of contents thereof, please contact INFO@PCTEST.COM.

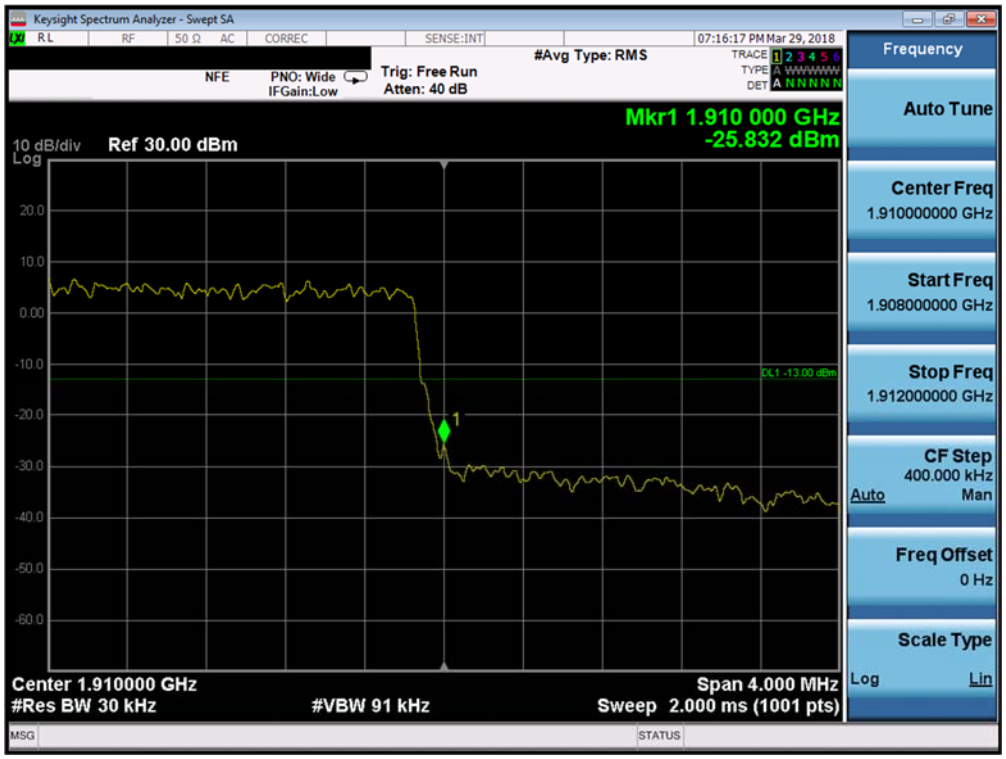

Plot 7-181. Upper Band Edge Plot (Band 2 - 3.0MHz QPSK - Full RB Configuration)

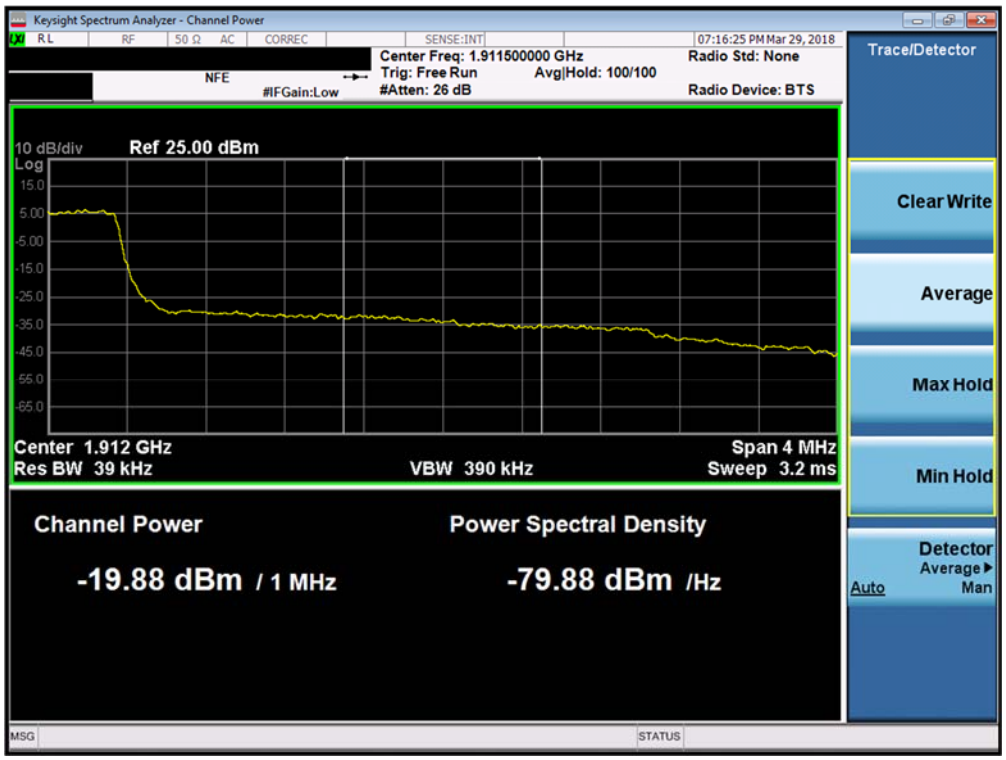

Plot 7-182. Upper Extended Band Edge Plot (Band 2 - 3.0MHz QPSK - Full RB Configuration)

© 2018 PCTEST Engineering Laboratory, Inc. V 8.0 04/05/2018
All rights reserved. Unless otherwise specified, no part of this report may be reproduced or utilized in any part, form or by any means, electronic or mechanical, including photocopying and microfilm, without permission in writing from PCTEST Engineering Laboratory, Inc. If you have any questions about this international copyright or have an enquiry about obtaining additional rights to this report or assembly of contents thereof, please contact INFO@PCTEST.COM.

Plot 7-183. Upper Band Edge Plot (Band 25 - 3.0MHz QPSK - Full RB Configuration)

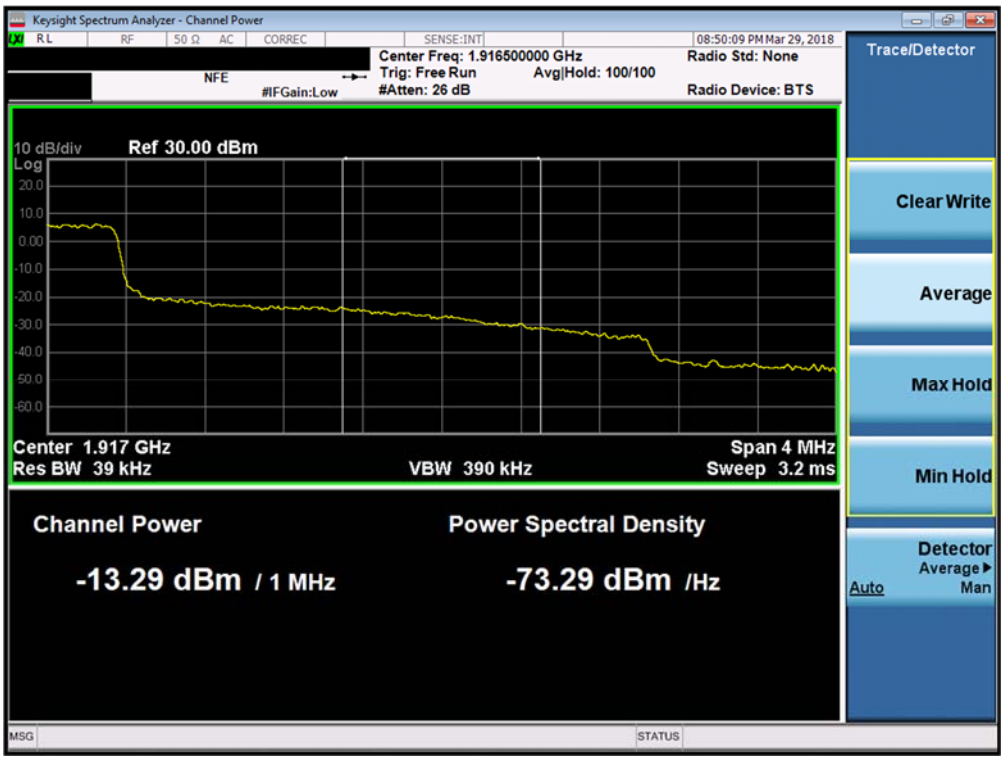

Plot 7-184. Upper Extended Band Edge Plot (Band 25 - 3.0MHz QPSK - Full RB Configuration)

© 2018 PCTEST Engineering Laboratory, Inc. V 8.0 04/05/2018
All rights reserved. Unless otherwise specified, no part of this report may be reproduced or utilized in any part, form or by any means, electronic or mechanical, including photocopying and microfilm, without permission in writing from PCTEST Engineering Laboratory, Inc. If you have any questions about this international copyright or have an enquiry about obtaining additional rights to this report or assembly of contents thereof, please contact INFO@PCTEST.COM.

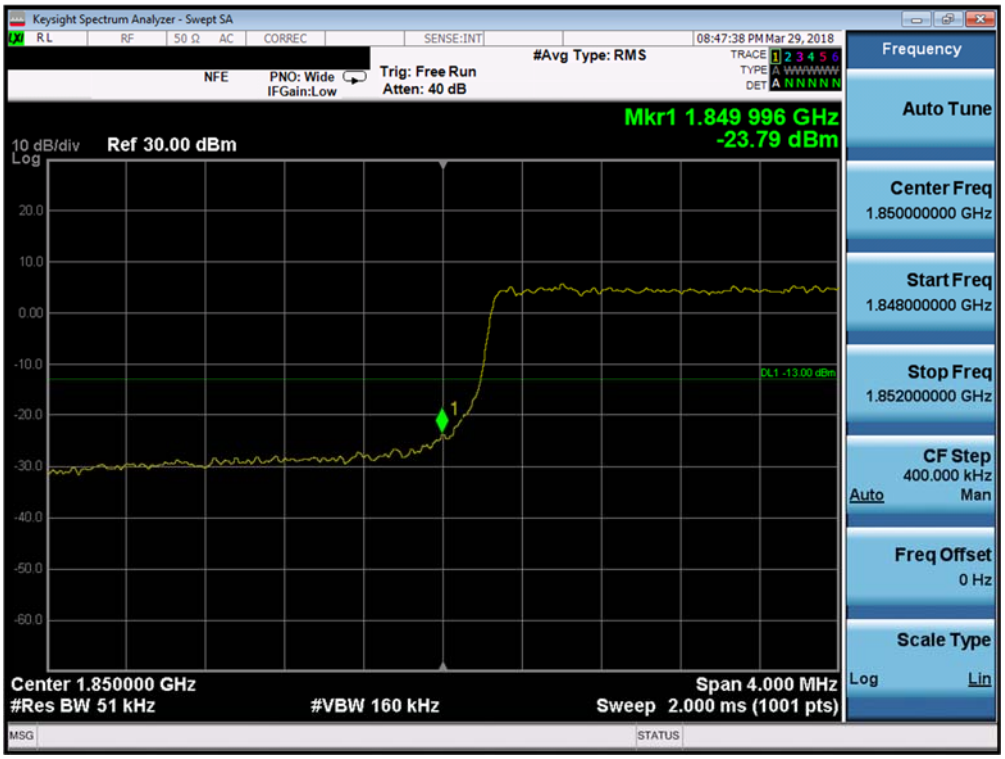

Plot 7-185. Lower Band Edge Plot (Band 25/2 - 5.0MHz QPSK - Full RB Configuration)

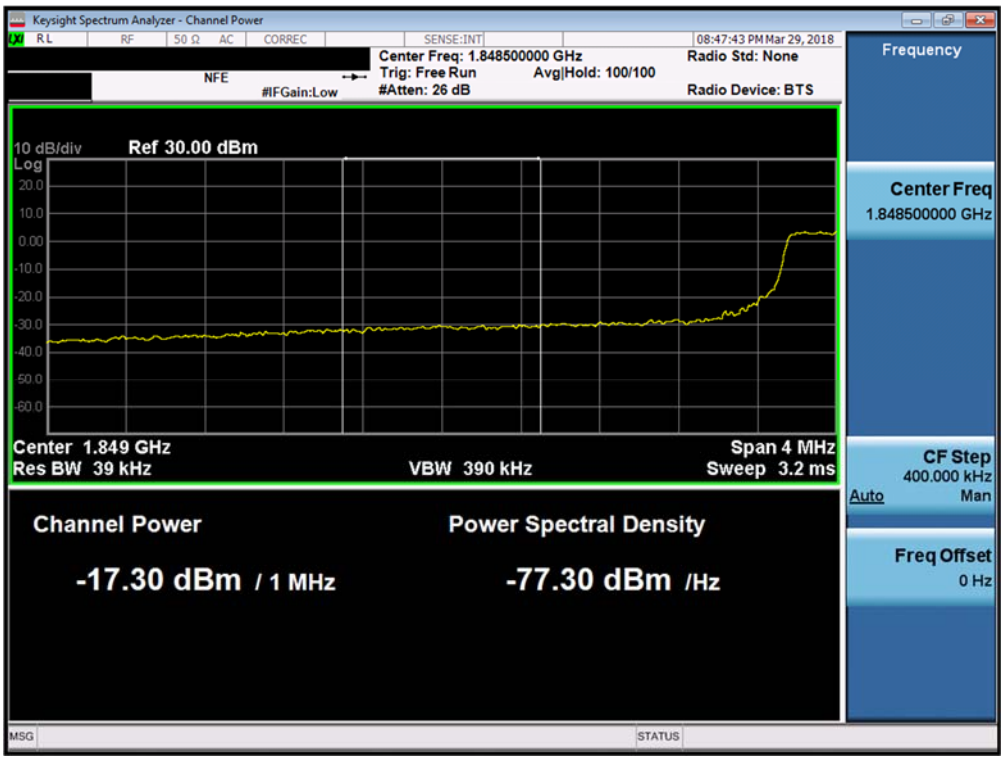

Plot 7-186. Lower Extended Band Edge Plot (Band 25/2 - 5.0MHz QPSK - Full RB Configuration)

© 2018 PCTEST Engineering Laboratory, Inc.
All rights reserved. Unless otherwise specified, no part of this report may be reproduced or utilized in any part, form or by any means, electronic or mechanical, including photocopying and microfilm, without permission in writing from PCTEST Engineering Laboratory, Inc. If you have any questions about this international copyright or have an enquiry about obtaining additional rights to this report or assembly of contents thereof, please contact INFO@PCTEST.COM.

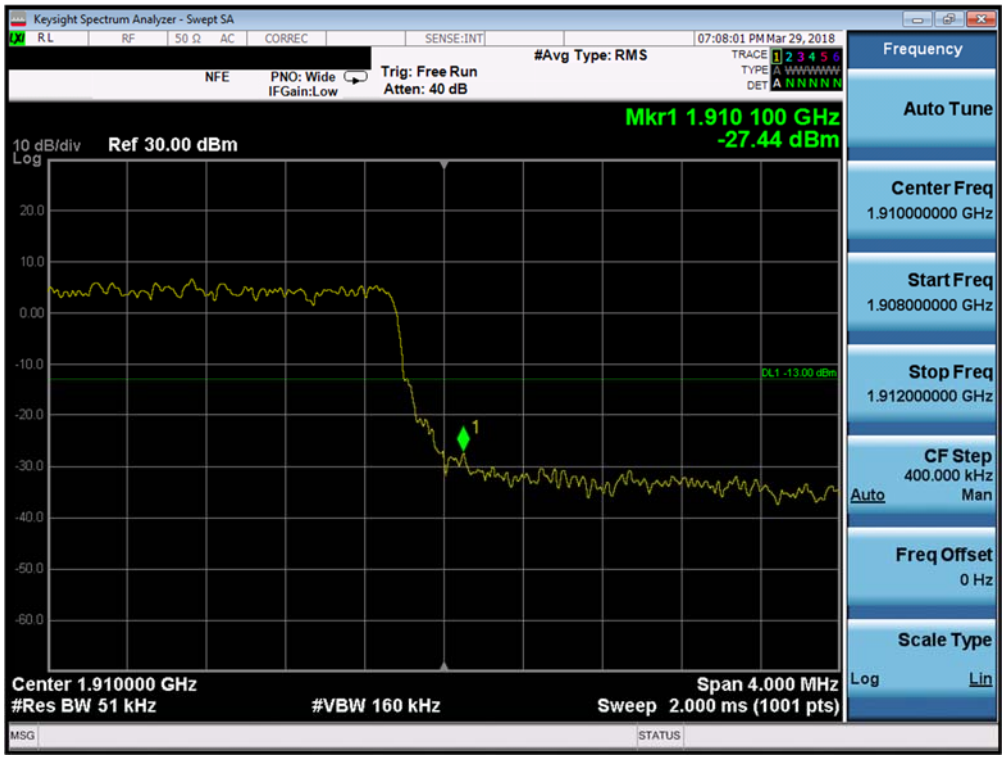

Plot 7-187. Upper Band Edge Plot (Band 2 - 5.0MHz QPSK - Full RB Configuration)

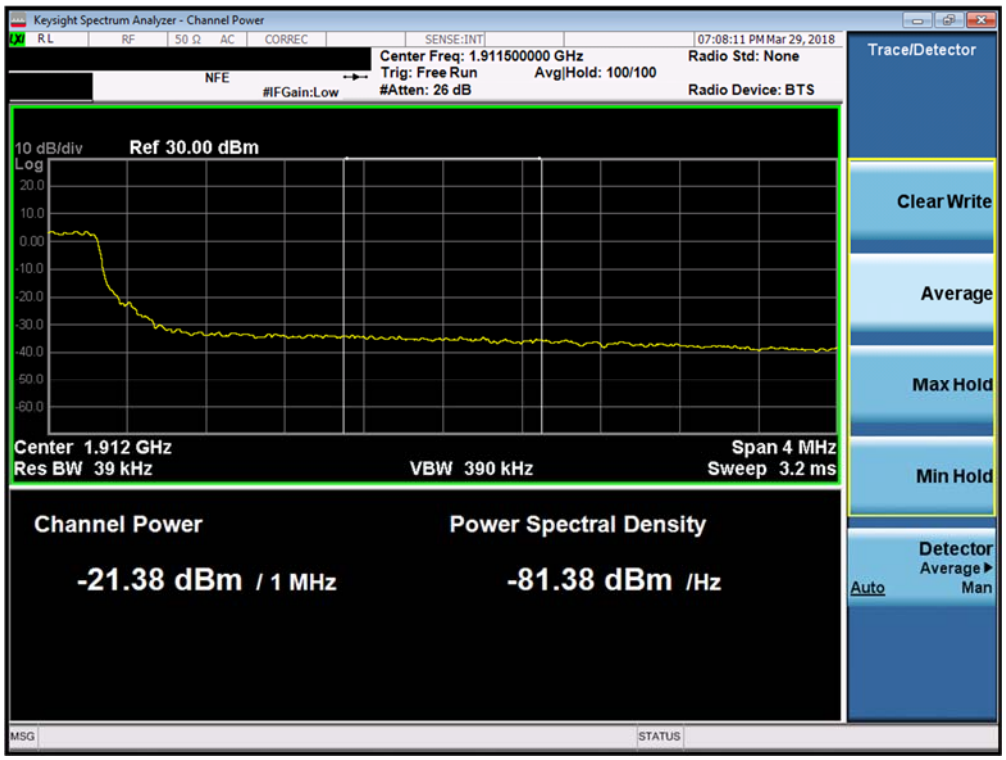

Plot 7-188. Upper Extended Band Edge Plot (Band 2 - 5.0MHz QPSK - Full RB Configuration)

© 2018 PCTEST Engineering Laboratory, Inc. V 8.0 04/05/2018
All rights reserved. Unless otherwise specified, no part of this report may be reproduced or utilized in any part, form or by any means, electronic or mechanical, including photocopying and microfilm, without permission in writing from PCTEST Engineering Laboratory, Inc. If you have any questions about this international copyright or have an enquiry about obtaining additional rights to this report or assembly of contents thereof, please contact INFO@PCTEST.COM.