SAR Plots

- Verification Plots
- SAR Test Plots

Copyright © 2018, DT&C Co., Ltd.

DT&C Co., Ltd.

DUT: Dipole 750 MHz; Type: D750V3; Serial: D750V3 - SN:1049

Communication System: UID 0, CW (0); Frequency: 750 MHz;Duty Cycle: 1:1
Medium parameters used: f = 750 MHz; σ = 0.911 S/m; ε_r = 41.489; ρ = 1000 kg/m^3
Phantom section: Flat Section

DASY5 Configuration:
Probe: EX3DV4 - SN3866; ConvF(10.18, 10.18, 10.18); Calibrated: 5/31/2017; Electronics: DAE4 Sn1453
Sensor-Surface: 2mm (Mechanical Surface Detection)
Phantom: SAM (30deg probe tilt) with CRP v5.0(Right); Type: QD000P40CD; Serial: TP:1220
Measurement SW: DASY52, Version 52.8 (8); SEMCAD X Version 14.6.10 (7331)

Test Date: 2018-03-26; Ambient Temp: 20.9; Tissue Temp:21.1

750 MHz System Head Verification

Area Scan (6x15x1): Measurement grid: dx=15mm, dy=15mm
/Zoom Scan (7x7x7)/Cube 0: Measurement grid: dx=5mm, dy=5mm, dz=5mm
Power Drift = -0.05 dB
Peak SAR (extrapolated) = 3.31 W/kg
SAR(1 g) = 2.12 W/kg; SAR(10 g) = 1.36 W/kg

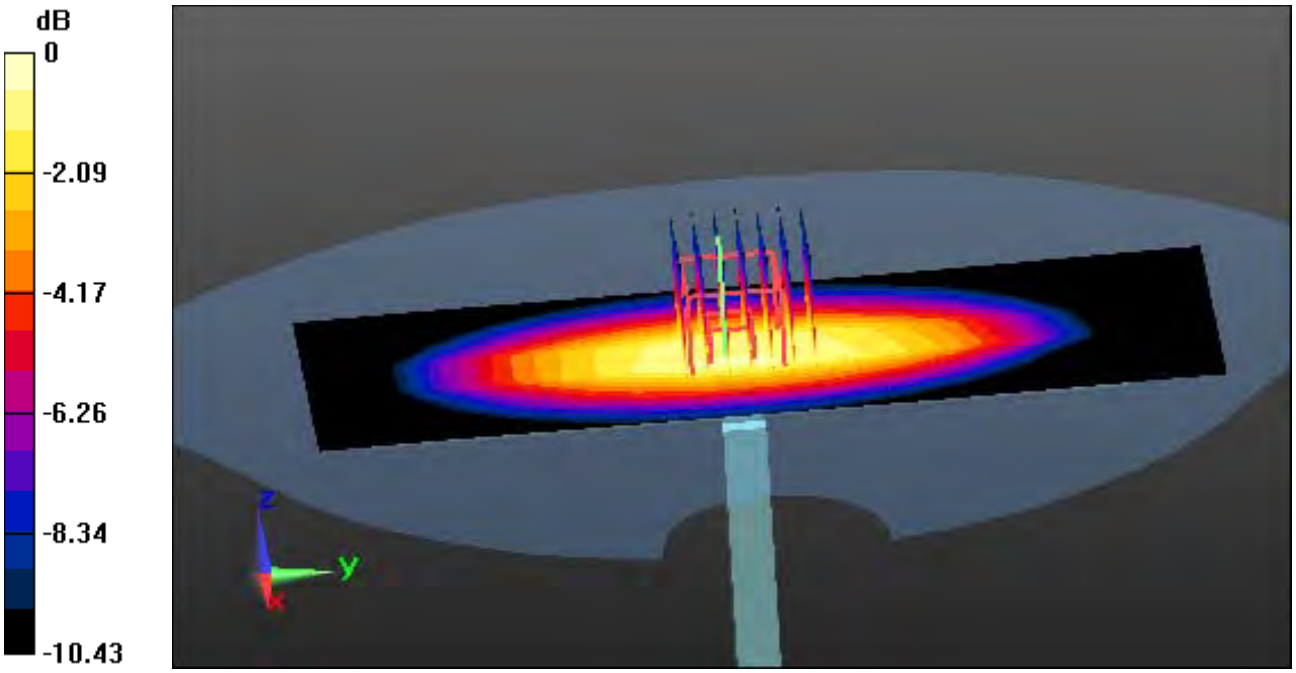

0 dB = 2.81 W/kg

DT&C Co., Ltd.

DUT: Dipole 750 MHz; Type: D750V3; Serial: D750V3 - SN:1049

Communication System: UID 0, CW (0); Frequency: 750 MHz;Duty Cycle: 1:1
Medium parameters used: f = 750 MHz; σ = 0.99 S/m; ε_r = 54.35; ρ = 1000 kg/m^3
Phantom section: Flat Section

DASY5 Configuration:
Probe: EX3DV4 - SN3866; ConvF(9.67, 9.67, 9.67); Calibrated: 5/31/2017; Electronics: DAE4 Sn1453
Sensor-Surface: 2mm (Mechanical Surface Detection)
Phantom: SAM (30deg probe tilt) with CRP v5.0(Right); Type: QD000P40CD; Serial: TP:1220
Measurement SW: DASY52, Version 52.8 (8); SEMCAD X Version 14.6.10 (7331)

Test Date: 2018-03-26; Ambient Temp: 20.9; Tissue Temp:21.3

750 MHz System Body Verification

Area Scan (6x15x1): Measurement grid: dx=15mm, dy=15mm
Zoom Scan (7x7x7)/Cube 0: Measurement grid: dx=5mm, dy=5mm, dz=5mm
Power Drift = -0.12 dB
Peak SAR (extrapolated) = 3.63 W/kg
SAR(1 g) = 2.09 W/kg; SAR(10 g) = 1.38 W/kg

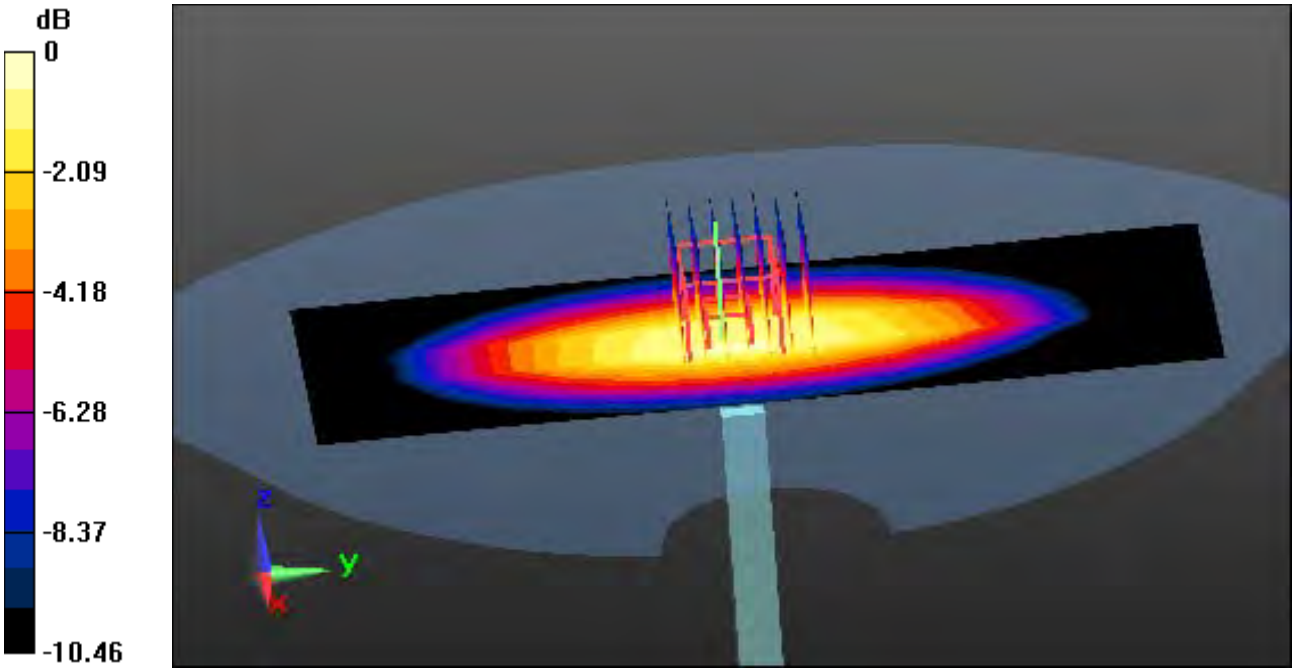

0 dB = 3.17 W/kg

DT&C Co., Ltd.

DUT: Dipole 835 MHz; Type: D835V2; Serial: D835V2 - SN:464

Communication System: UID 0, CW (0); Frequency: 835 MHz;Duty Cycle: 1:1
Medium parameters used: f = 835 MHz; σ = 0.886 S/m; ε_r = 41.941; ρ = 1000 kg/m^3
Phantom section: Flat Section

DASY5 Configuration:
Probe: EX3DV4 - SN3866; ConvF(9.6, 9.6, 9.6); Calibrated: 5/31/2017; Electronics: DAE4 Sn1453
Sensor-Surface: 2mm (Mechanical Surface Detection)
Phantom: SAM (30deg probe tilt) with CRP v5.0(Right); Type: QD000P40CD; Serial: TP:1220
Measurement SW: DASY52, Version 52.8 (8); SEMCAD X Version 14.6.10 (7331)

Test Date: 2018-03-21; Ambient Temp: 21.1; Tissue Temp:21.2

835 MHz System Head Verification

Area Scan (5x12x1): Measurement grid: dx=15mm, dy=15mm
Zoom Scan (7x7x7)/Cube 0: Measurement grid: dx=5mm, dy=5mm, dz=5mm
Power Drift = -0.10 dB
Peak SAR (extrapolated) = 3.92 W/kg
SAR(1 g) = 2.48 W/kg; SAR(10 g) = 1.58 W/kg

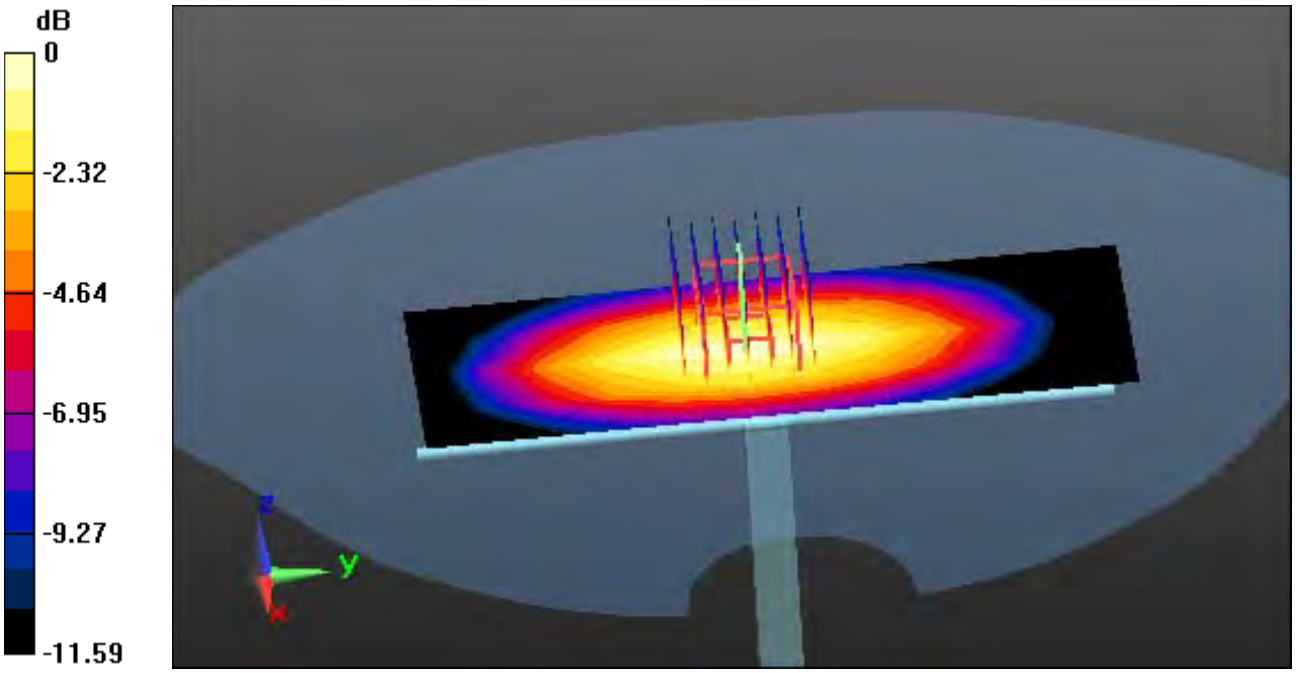

0 dB = 2.89 W/kg

DT&C Co., Ltd.

DUT: Dipole 835 MHz; Type: D835V2; Serial: D835V2 - SN:464

Communication System: UID 0, CW (0); Frequency: 835 MHz;Duty Cycle: 1:1
Medium parameters used: f = 835 MHz; σ = 0.97 S/m; ε_r = 54.295; ρ = 1000 kg/m^3
Phantom section: Flat Section

DASY5 Configuration:
Probe: EX3DV4 - SN3866; ConvF(9.44, 9.44, 9.44); Calibrated: 5/31/2017; Electronics: DAE4 Sn1453
Sensor-Surface: 2mm (Mechanical Surface Detection)
Phantom: SAM (30deg probe tilt) with CRP v5.0(Right); Type: QD000P40CD; Serial: TP:1220
Measurement SW: DASY52, Version 52.8 (8); SEMCAD X Version 14.6.10 (7331)

Test Date: 2018-03-21; Ambient Temp: 21.1; Tissue Temp:21.0

835MHz System Body Verification

Area Scan (5x12x1): Measurement grid: dx=15mm, dy=15mm
Zoom Scan (7x7x7)/Cube 0: Measurement grid: dx=5mm, dy=5mm, dz=5mm
Power Drift = 0.16 dB
Peak SAR (extrapolated) = 3.86 W/kg
SAR(1 g) = 2.41 W/kg; SAR(10 g) = 1.51 W/kg

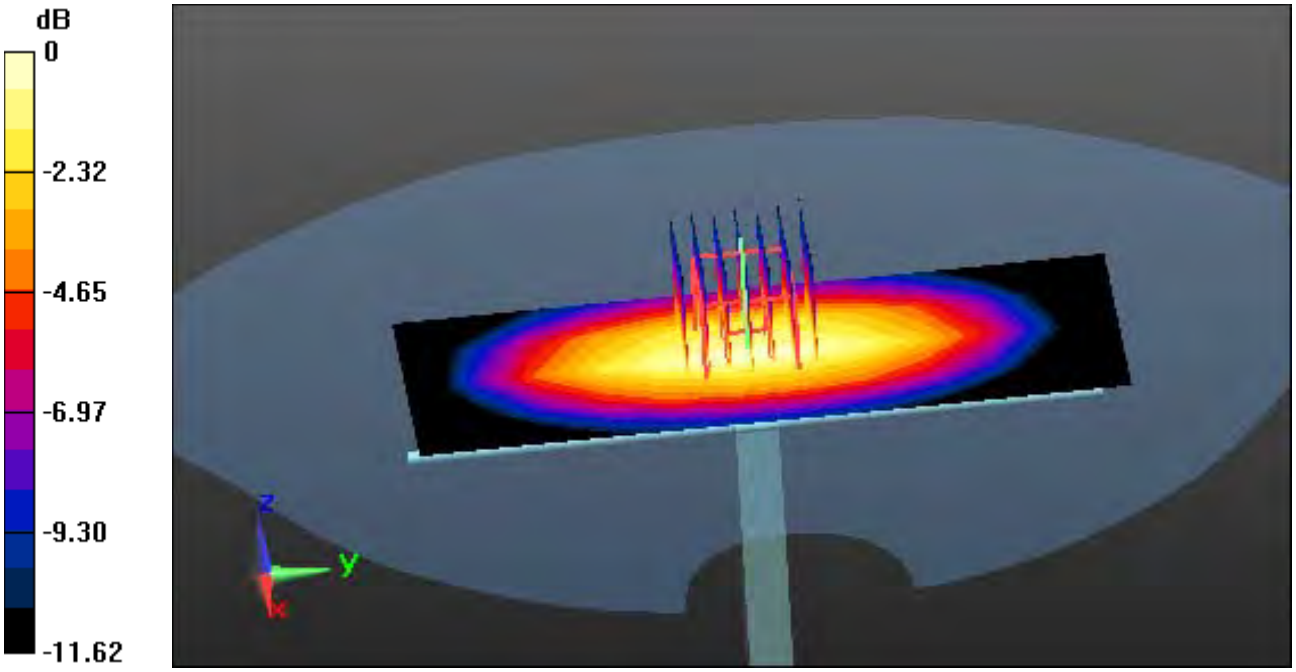

0 dB = 2.81 W/kg

DT&C Co., Ltd.

DUT: Dipole 835 MHz; Type: D835V2; Serial: D835V2 - SN:464

Communication System: UID 0, CW (0); Frequency: 835 MHz;Duty Cycle: 1:1
Medium parameters used: f = 835 MHz; σ = 0.885 S/m; ε_r = 41.937; ρ = 1000 kg/m^3
Phantom section: Flat Section

DASY5 Configuration:
Probe: EX3DV4 - SN3866; ConvF(9.6, 9.6, 9.6); Calibrated: 5/31/2017; Electronics: DAE4 Sn1453
Sensor-Surface: 2mm (Mechanical Surface Detection)
Phantom: SAM (30deg probe tilt) with CRP v5.0(Right); Type: QD000P40CD; Serial: TP:1220
Measurement SW: DASY52, Version 52.8 (8); SEMCAD X Version 14.6.10 (7331)

Test Date: 2018-03-22; Ambient Temp: 21.0; Tissue Temp:21.3

835 MHz System Head Verification

Area Scan (5x12x1): Measurement grid: dx=15mm, dy=15mm
Zoom Scan (7x7x7)/Cube 0: Measurement grid: dx=5mm, dy=5mm, dz=5mm
Power Drift = 0.11 dB
Peak SAR (extrapolated) = 3.83 W/kg
SAR(1 g) = 2.39 W/kg; SAR(10 g) = 1.53 W/kg

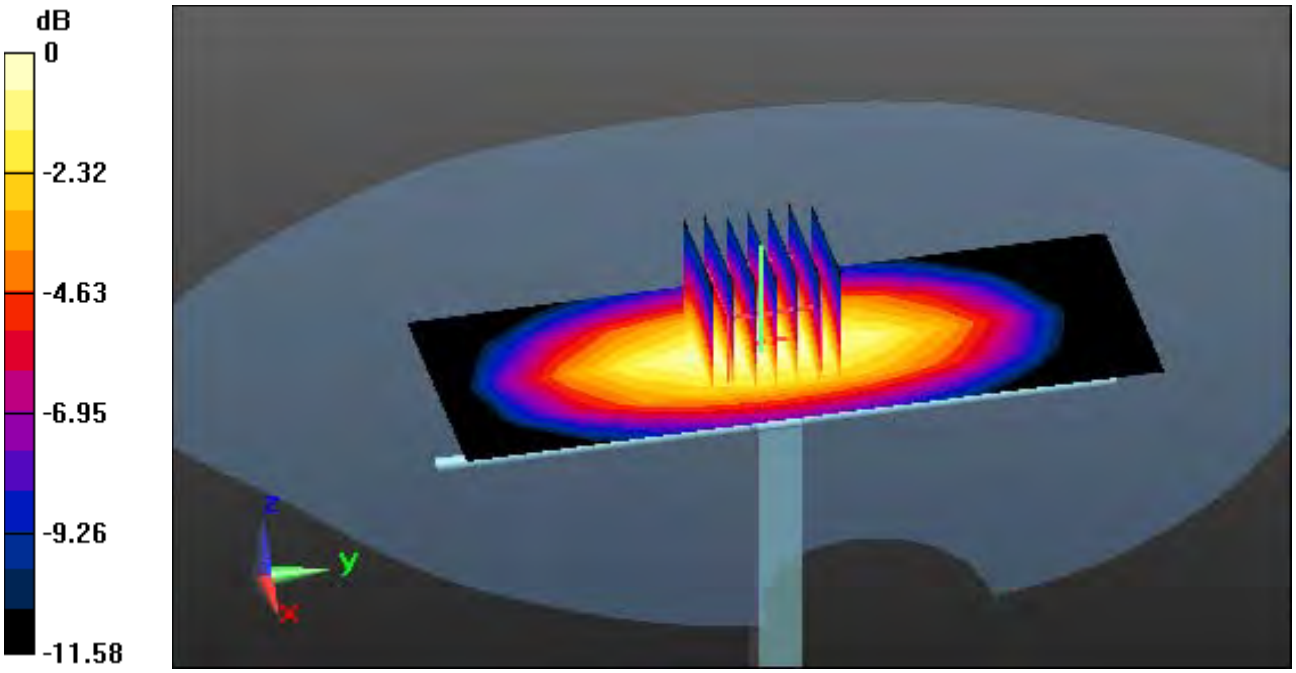

0 dB = 2.68 W/kg

DT&C Co., Ltd.

DUT: Dipole 835 MHz; Type: D835V2; Serial: D835V2 - SN:464

Communication System: UID 0, CW (0); Frequency: 835 MHz;Duty Cycle: 1:1
Medium parameters used: f = 835 MHz; σ = 0.977 S/m; ε_r = 55.024; ρ = 1000 kg/m^3
Phantom section: Flat Section

DASY5 Configuration:
Probe: EX3DV4 - SN3866; ConvF(9.44, 9.44, 9.44); Calibrated: 5/31/2017; Electronics: DAE4 Sn1453
Sensor-Surface: 2mm (Mechanical Surface Detection)
Phantom: SAM (30deg probe tilt) with CRP v5.0(Right); Type: QD000P40CD; Serial: TP:1220
Measurement SW: DASY52, Version 52.8 (8); SEMCAD X Version 14.6.10 (7331)

Test Date: 2018-03-23; Ambient Temp: 21.2; Tissue Temp:21.0

835 MHz System Body Verification

Area Scan (5x12x1): Measurement grid: dx=15mm, dy=15mm
Zoom Scan (7x7x7)/Cube 0: Measurement grid: dx=5mm, dy=5mm, dz=5mm
Power Drift = 0.08 dB
Peak SAR (extrapolated) = 3.89 W/kg
SAR(1 g) = 2.32 W/kg; SAR(10 g) = 1.48 W/kg

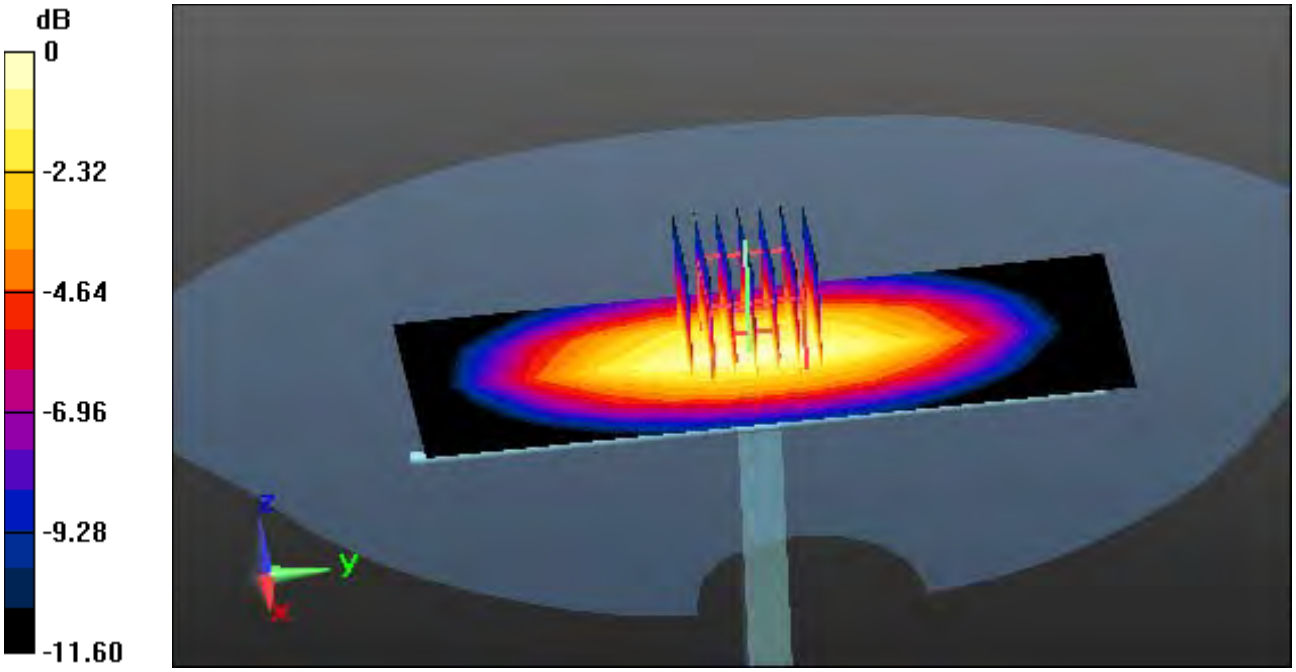

0 dB = 2.73 W/kg

DT&C Co., Ltd.

DUT: Dipole 1800 MHz; Type: D1800V2; Serial: D1800V2 - SN:2d047

Communication System: UID 0, CW (0); Frequency: 1800 MHz;Duty Cycle: 1:1
Medium parameters used: f = 1800 MHz; σ = 1.38 S/m; ε_r = 40.258; ρ = 1000 kg/m^3
Phantom section: Flat Section

DASY5 Configuration:
Probe: EX3DV4 - SN3866; ConvF(8.32, 8.32, 8.32); Calibrated: 5/31/2017; Electronics: DAE4 Sn1453
Sensor-Surface: 2mm (Mechanical Surface Detection)
Phantom: SAM (30deg probe tilt) with CRP v5.0(Right); Type: QD000P40CD; Serial: TP:1220
Measurement SW: DASY52, Version 52.8 (8); SEMCAD X Version 14.6.10 (7331)

Test Date: 2018-04-09; Ambient Temp: 21.3; Tissue Temp:21.1

1800 MHz System Head Verification

Area Scan (5x7x1): Measurement grid: dx=15mm, dy=15mm
Zoom Scan (7x7x7)/Cube 0: Measurement grid: dx=5mm, dy=5mm, dz=5mm
Power Drift = 0.08 dB
Peak SAR (extrapolated) = 8.2 W/kg
SAR(1 g) = 4.11 W/kg; SAR(10 g) = 2.11 W/kg

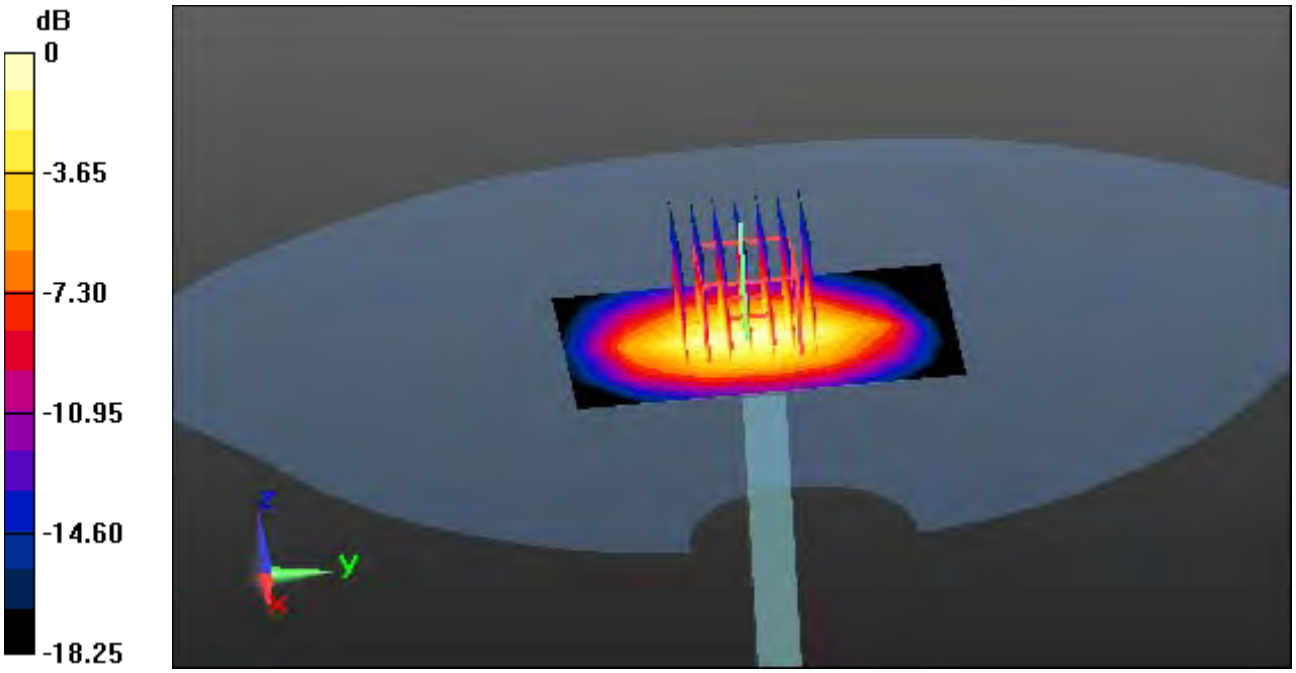

0 dB = 6.18 W/kg

DT&C Co., Ltd.

DUT: Dipole 1800 MHz; Type: D1800V2; Serial: D1800V2 - SN:2d047

Communication System: UID 0, CW (0); Frequency: 1800 MHz;Duty Cycle: 1:1
Medium parameters used: f = 1800 MHz; σ = 1.535 S/m; ε_r = 52.717; ρ = 1000 kg/m^3
Phantom section: Flat Section

DASY5 Configuration:
Probe: EX3DV4 - SN3866; ConvF(8.16, 8.16, 8.16); Calibrated: 5/31/2017; Electronics: DAE4 Sn1453
Sensor-Surface: 2mm (Mechanical Surface Detection)
Phantom: SAM (30deg probe tilt) with CRP v5.0(Right); Type: QD000P40CD; Serial: TP:1220
Measurement SW: DASY52, Version 52.8 (8); SEMCAD X Version 14.6.10 (7331)

Test Date: 2018-04-11; Ambient Temp: 21.4; Tissue Temp:21.1

1800 MHz System Body Verification

Area Scan (7x10x1): Measurement grid: dx=15mm, dy=15mm
Zoom Scan (7x7x7)/Cube 0: Measurement grid: dx=5mm, dy=5mm, dz=5mm
Power Drift = 0.05 dB
Peak SAR (extrapolated) = 7.96 W/kg
SAR(1 g) = 4.03 W/kg; SAR(10 g) = 2.09 W/kg

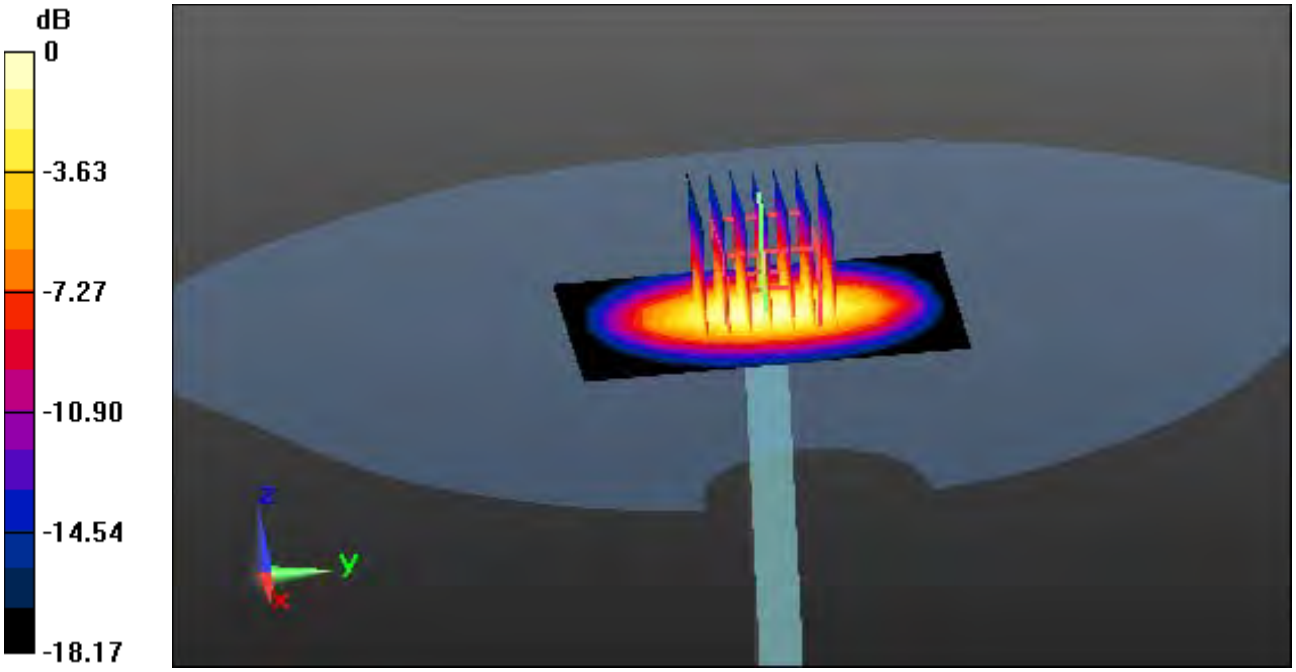

0 dB = 6.09 W/kg

DT&C Co., Ltd.

DUT: Dipole 1900 MHz; Type: D1900V2; Serial: D1900V2 - SN:5d029

Communication System: UID 0, CW (0); Frequency: 1900 MHz;Duty Cycle: 1:1
Medium parameters used: f = 1900 MHz; σ = 1.393 S/m; ε_r = 39.883; ρ = 1000 kg/m^3
Phantom section: Flat Section

DASY5 Configuration:
Probe: EX3DV4 - SN3866; ConvF(7.93, 7.93, 7.93); Calibrated: 5/31/2017; Electronics: DAE4 Sn1453
Sensor-Surface: 2mm (Mechanical Surface Detection)
Phantom: SAM (30deg probe tilt) with CRP v5.0(Right); Type: QD000P40CD; Serial: TP:1220
Measurement SW: DASY52, Version 52.8 (8); SEMCAD X Version 14.6.10 (7331)

Test Date: 2018-03-27; Ambient Temp: 21.0; Tissue Temp:20.8

1900 MHz System Head Verification

Area Scan (7x10x1): Measurement grid: dx=15mm, dy=15mm
Zoom Scan (7x7x7)/Cube 0: Measurement grid: dx=5mm, dy=5mm, dz=5mm
Power Drift = -0.03 dB
Peak SAR (extrapolated) = 8.31 W/kg
SAR(1 g) = 4.08 W/kg; SAR(10 g) = 2.13 W/kg

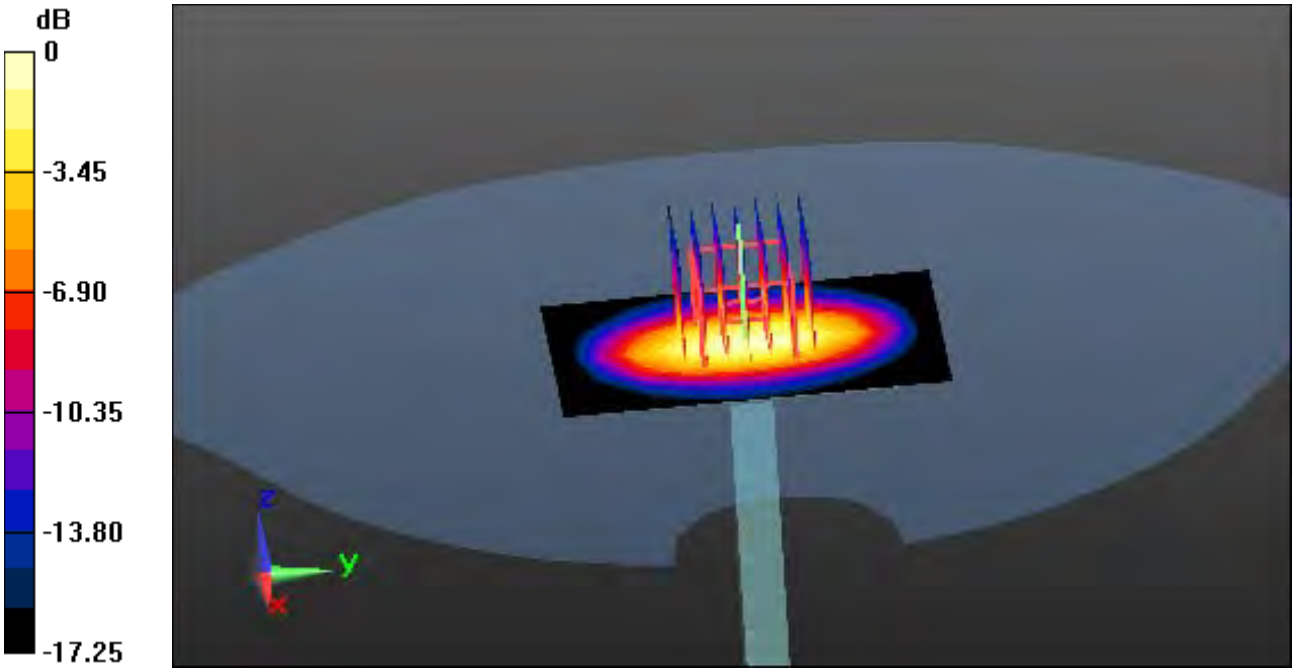

0 dB = 5.71 W/kg

DT&C Co., Ltd.

DUT: Dipole 1900 MHz; Type: D1900V2; Serial: D1900V2 - SN:5d029

Communication System: UID 0, CW (0); Frequency: 1900 MHz;Duty Cycle: 1:1
Medium parameters used: f = 1900 MHz; σ = 1.544 S/m; ε_r = 53.009; ρ = 1000 kg/m^3
Phantom section: Flat Section

DASY5 Configuration:
Probe: EX3DV4 - SN3866; ConvF(7.83, 7.83, 7.83); Calibrated: 5/31/2017; Electronics: DAE4 Sn1453
Sensor-Surface: 2mm (Mechanical Surface Detection)
Phantom: SAM (30deg probe tilt) with CRP v5.0(Right); Type: QD000P40CD; Serial: TP:1220
Measurement SW: DASY52, Version 52.8 (8); SEMCAD X Version 14.6.10 (7331)

Test Date: 2018-03-27; Ambient Temp: 21.0; Tissue Temp:21.4

1900 MHz System Body Verification

Area Scan (7x10x1): Measurement grid: dx=15mm, dy=15mm
Zoom Scan (7x7x7)/Cube 0: Measurement grid: dx=5mm, dy=5mm, dz=5mm
Power Drift = -0.09 dB
Peak SAR (extrapolated) = 7.27 W/kg
SAR(1 g) = 3.93 W/kg; SAR(10 g) = 2.07 W/kg

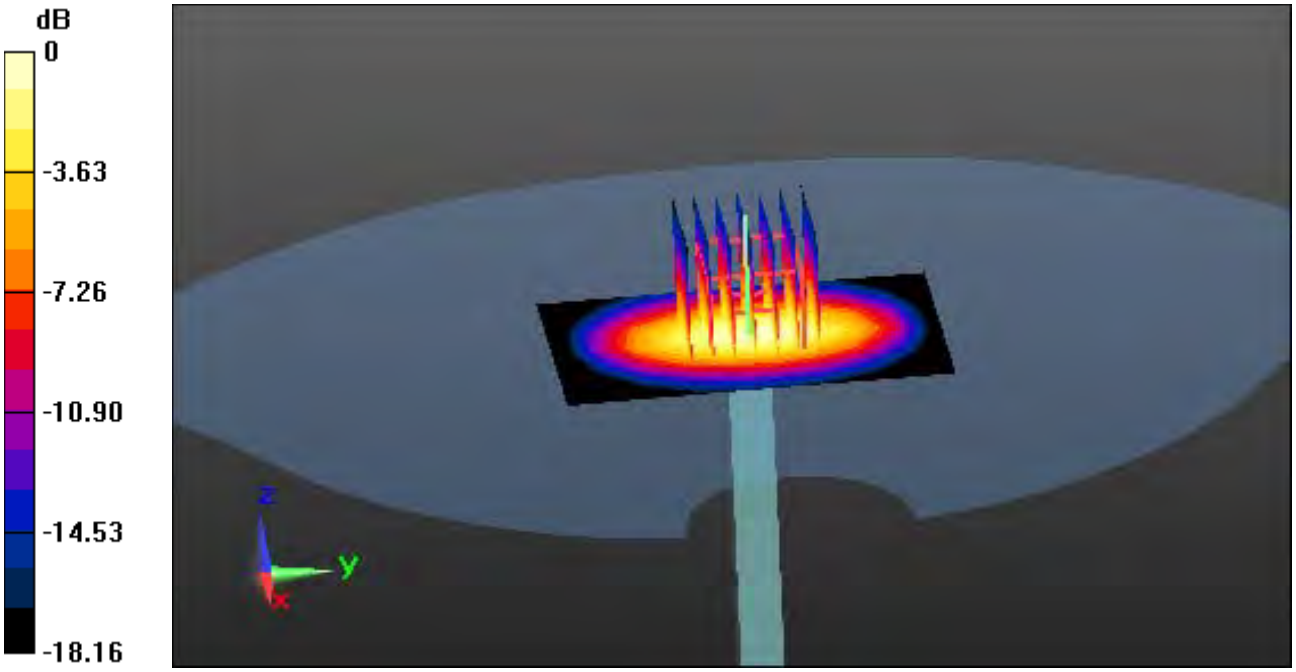

0 dB = 5.68 W/kg

DT&C Co., Ltd.

DUT: Dipole 1900 MHz; Type: D1900V2; Serial: D1900V2 - SN:5d029

Communication System: UID 0, CW (0); Frequency: 1900 MHz;Duty Cycle: 1:1
Medium parameters used: f = 1900 MHz; σ = 1.395 S/m; ε_r = 39.818; ρ = 1000 kg/m^3
Phantom section: Flat Section

DASY5 Configuration:
Probe: EX3DV4 - SN3866; ConvF(7.93, 7.93, 7.93); Calibrated: 5/31/2017; Electronics: DAE4 Sn1453
Sensor-Surface: 2mm (Mechanical Surface Detection)
Phantom: SAM (30deg probe tilt) with CRP v5.0(Right); Type: QD000P40CD; Serial: TP:1220
Measurement SW: DASY52, Version 52.8 (8); SEMCAD X Version 14.6.10 (7331)

Test Date: 2018-04-06; Ambient Temp: 21.0; Tissue Temp:21.5

1900 MHz System Head Verification

Area Scan (7x10x1): Measurement grid: dx=15mm, dy=15mm
Zoom Scan (7x7x7)/Cube 0: Measurement grid: dx=5mm, dy=5mm, dz=5mm
Power Drift = 0.06 dB
Peak SAR (extrapolated) = 8.35 W/kg
SAR(1 g) = 4.02 W/kg; SAR(10 g) = 2.05 W/kg

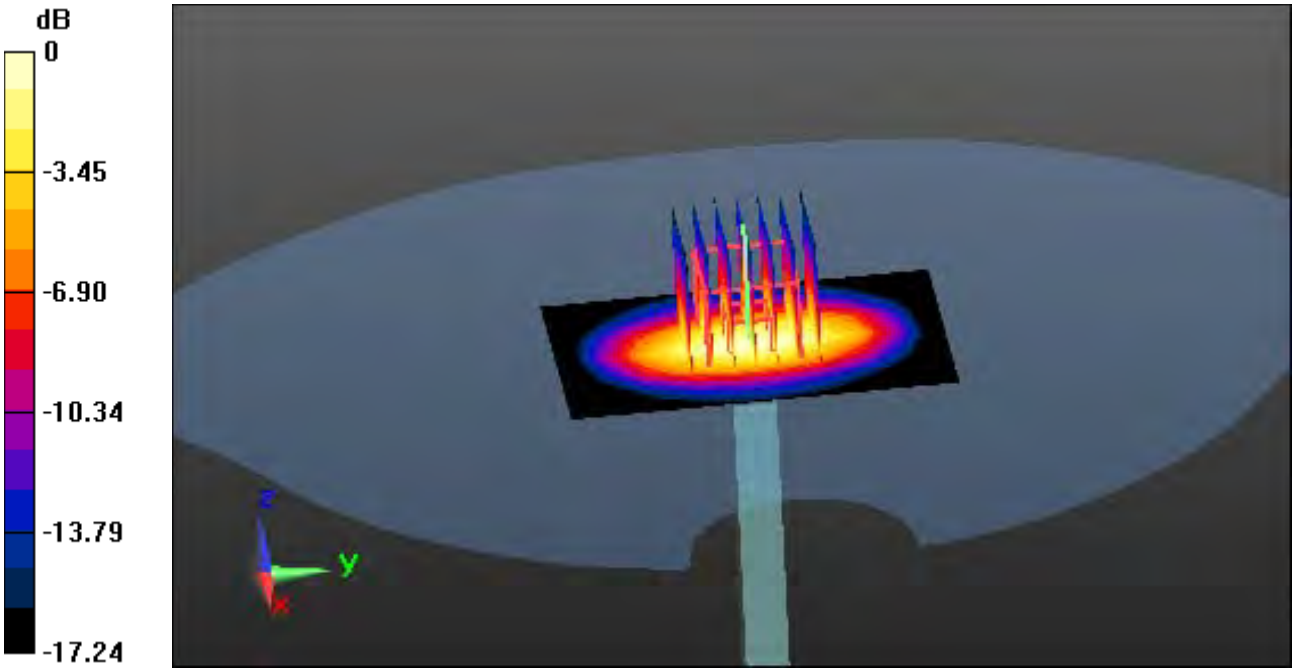

0 dB = 5.96 W/kg

DT&C Co., Ltd.

DUT: Dipole 1900 MHz; Type: D1900V2; Serial: D1900V2 - SN:5d029

Communication System: UID 0, CW (0); Frequency: 1900 MHz;Duty Cycle: 1:1
Medium parameters used: f = 1900 MHz; σ = 1.539 S/m; ε_r = 52.809; ρ = 1000 kg/m^3
Phantom section: Flat Section

DASY5 Configuration:
Probe: EX3DV4 - SN3866; ConvF(7.83, 7.83, 7.83); Calibrated: 5/31/2017; Electronics: DAE4 Sn1453
Sensor-Surface: 2mm (Mechanical Surface Detection)
Phantom: SAM (30deg probe tilt) with CRP v5.0(Right); Type: QD000P40CD; Serial: TP:1220
Measurement SW: DASY52, Version 52.8 (8); SEMCAD X Version 14.6.10 (7331)

Test Date: 2018-04-10; Ambient Temp: 21.6; Tissue Temp:21.9

1900 MHz System Body Verification

Area Scan (7x10x1): Measurement grid: dx=15mm, dy=15mm
Zoom Scan (7x7x7)/Cube 0: Measurement grid: dx=5mm, dy=5mm, dz=5mm
Power Drift = 0.02 dB
Peak SAR (extrapolated) = 8.24 W/kg
SAR(1 g) = 4.01 W/kg; SAR(10 g) = 2.03 W/kg

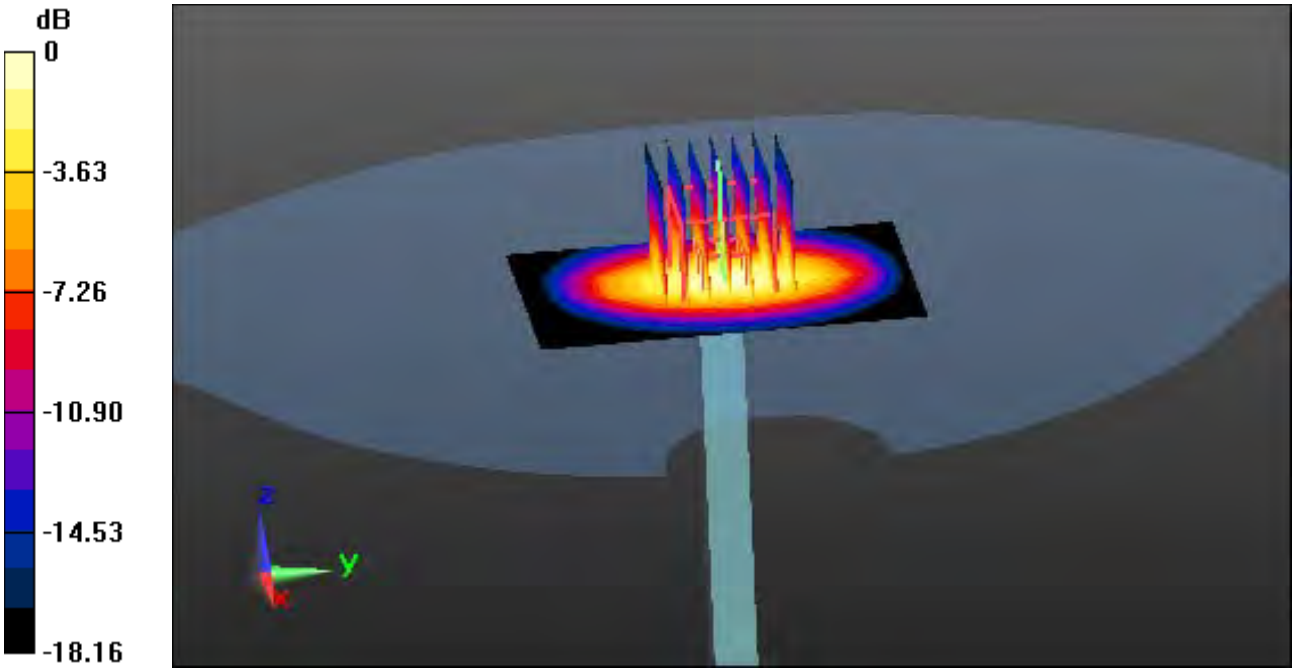

0 dB = 6.04 W/kg

DT&C Co., Ltd.

DUT: Dipole 2450 MHz; Type: D2450V2; Serial: D2450V2 - SN:726

Communication System: UID 0, CW; Frequency: 2450 MHz;Duty Cycle: 1:1
Medium parameters used: f = 2450 MHz; σ = 1.839 S/m; ε_r = 39.219; ρ = 1000 kg/m^3
Phantom section: Flat Section

DASY5 Configuration:
Probe: EX3DV4 - SN3866; ConvF(7.48, 7.48, 7.48); Calibrated: 5/31/2017; Electronics: DAE4 Sn1453
Sensor-Surface: 2mm (Mechanical Surface Detection)
Phantom: SAM (30deg probe tilt) with CRP v5.0(Right); Type: QD000P40CD; Serial: TP:1220
Measurement SW: DASY52, Version 52.8 (8); SEMCAD X Version 14.6.10 (7331)

Test Date: 2018-03-28; Ambient Temp: 21.2; Tissue Temp:21.3

2450 MHz System Head Verification

Area Scan (7x9x1): Measurement grid: dx=12mm, dy=12mm
Zoom Scan (7x7x7)/Cube 0: Measurement grid: dx=5mm, dy=5mm, dz=5mm
Power Drift = 0.09 dB
Peak SAR (extrapolated) = 8.48 W/kg
SAR(1 g) = 4.89 W/kg; SAR(10 g) = 2.28 W/kg

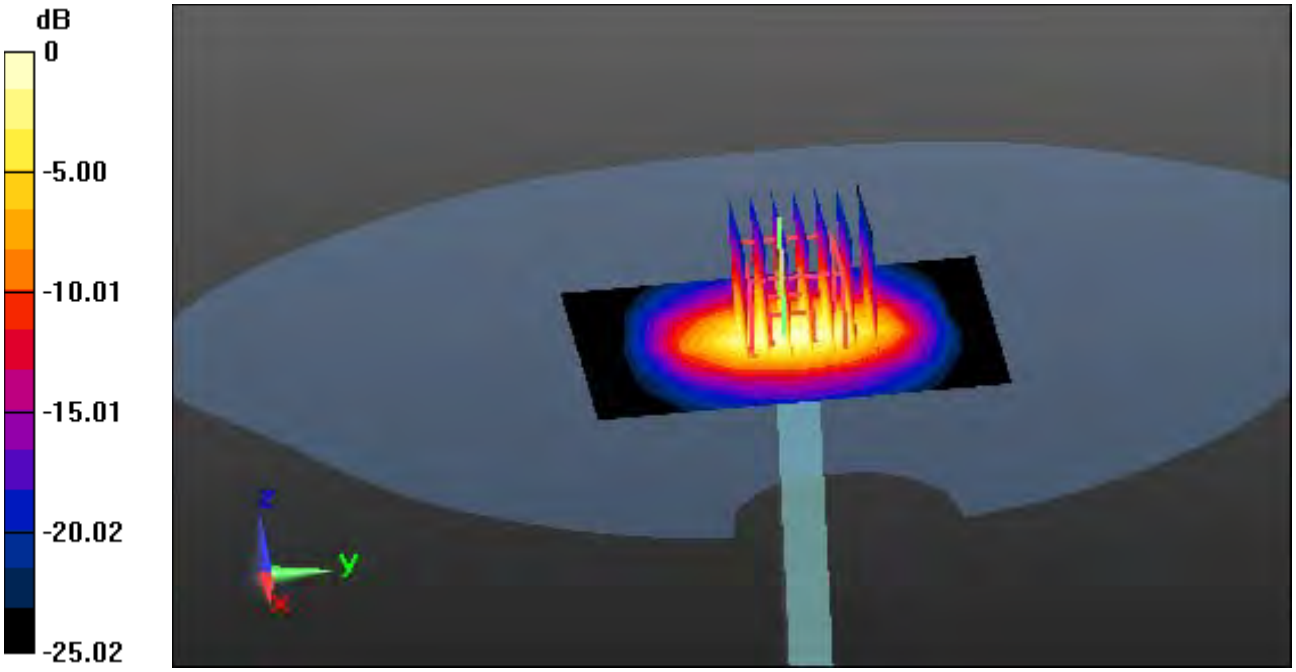

0 dB = 6.59 W/kg

DT&C Co., Ltd.

DUT: Dipole 2450 MHz; Type: D2450V2; Serial: D2450V2 - SN:726

Communication System: UID 0, CW; Frequency: 2450 MHz;Duty Cycle: 1:1
Medium parameters used: f = 2450 MHz; σ = 1.91 S/m; ε_r = 51.088; ρ = 1000 kg/m^3
Phantom section: Flat Section

DASY5 Configuration:
Probe: EX3DV4 - SN3866; ConvF(7.56, 7.56, 7.56); Calibrated: 5/31/2017; Electronics: DAE4 Sn1453
Sensor-Surface: 2mm (Mechanical Surface Detection)
Phantom: SAM (30deg probe tilt) with CRP v5.0(Right); Type: QD000P40CD; Serial: TP:1220
Measurement SW: DASY52, Version 52.8 (8); SEMCAD X Version 14.6.10 (7331)

Test Date: 2018-03-28; Ambient Temp: 21.2; Tissue Temp:21.0

2450 MHz System Body Verification

Area Scan (7x9x1): Measurement grid: dx=12mm, dy=12mm
Zoom Scan (7x7x7)/Cube 0: Measurement grid: dx=5mm, dy=5mm, dz=5mm
Power Drift = 0.13 dB
Peak SAR (extrapolated) = 8.43 W/kg
SAR(1 g) = 4.93 W/kg; SAR(10 g) = 2.29 W/kg

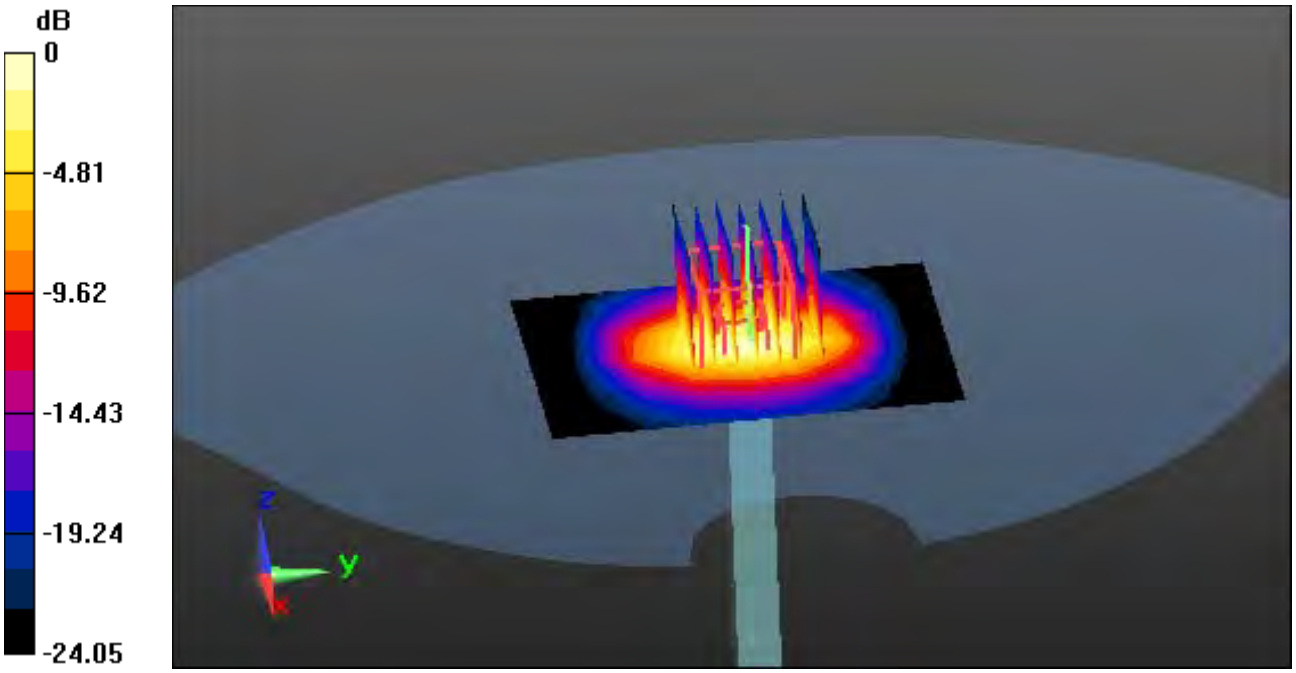

0 dB = 6.87 W/kg

DT&C Co., Ltd.

DUT: Dipole 2600 MHz; Type: D2600V2; Serial: D2600V2 - SN:1103

Communication System: UID 0, CW (0); Frequency: 2600 MHz;Duty Cycle: 1:1
Medium parameters used: f = 2600 MHz; σ = 2.027 S/m; ε_r = 37.793; ρ = 1000 kg/m^3
Phantom section: Flat Section

DASY5 Configuration:
Probe: EX3DV4 - SN3866; ConvF(7.28, 7.28, 7.28); Calibrated: 5/31/2017; Electronics: DAE4 Sn1453
Sensor-Surface: 2mm (Mechanical Surface Detection)
Phantom: SAM (30deg probe tilt) with CRP v5.0(Right); Type: QD000P40CD; Serial: TP:1220
Measurement SW: DASY52, Version 52.8 (8); SEMCAD X Version 14.6.10 (7331)

Test Date: 2018-04-05; Ambient Temp: 21.4; Tissue Temp:21.2

2600 MHz System Head Verification

Area Scan (6x8x1): Measurement grid: dx=12mm, dy=12mm
Zoom Scan (7x7x7)/Cube 0: Measurement grid: dx=5mm, dy=5mm, dz=5mm
Power Drift = -0.14 dB
Peak SAR (extrapolated) = 11.2 W/kg
SAR(1 g) = 5.52 W/kg; SAR(10 g) = 2.42 W/kg

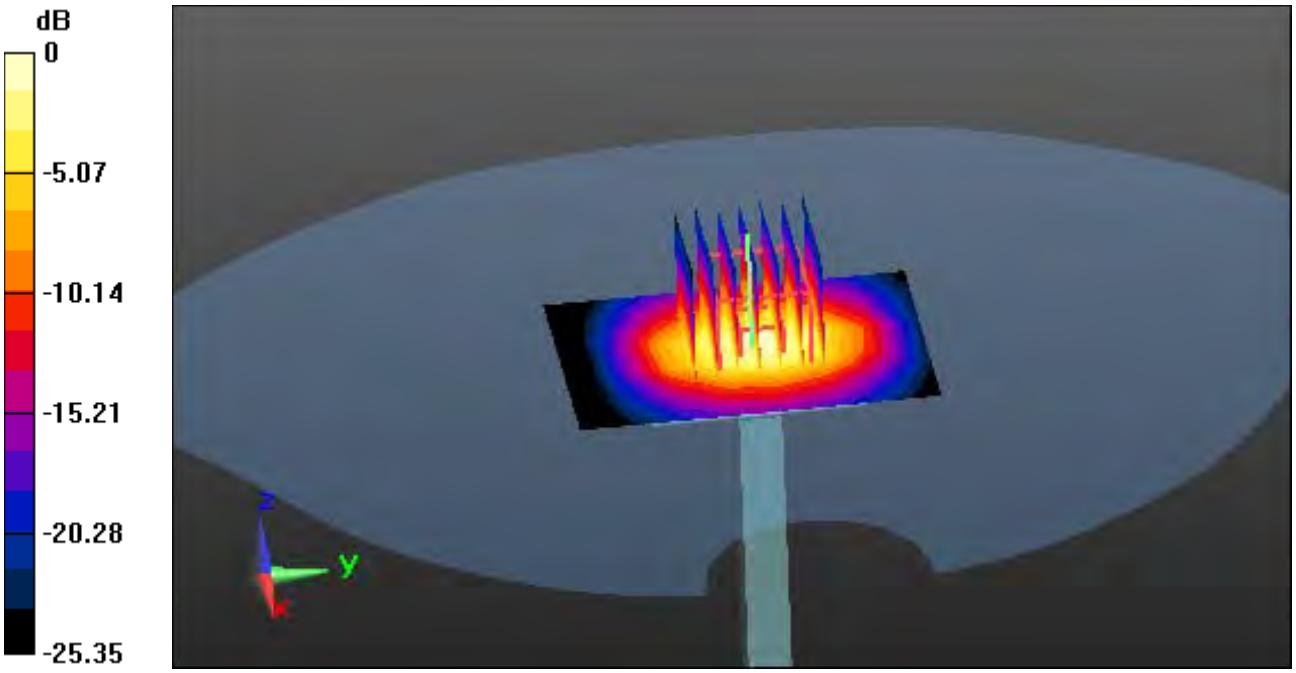

0 dB = 8.53 W/kg

DT&C Co., Ltd.

DUT: Dipole 2600 MHz; Type: D2600V2; Serial: D2600V2 - SN:1103

Communication System: UID 0, CW (0); Frequency: 2600 MHz;Duty Cycle: 1:1
Medium parameters used: f = 2600 MHz; σ = 2.136 S/m; ε_r = 52.322; ρ = 1000 kg/m^3
Phantom section: Flat Section

DASY5 Configuration:
Probe: EX3DV4 - SN3866; ConvF(7.21, 7.21, 7.21); Calibrated: 5/31/2017; Electronics: DAE4 Sn1453
Sensor-Surface: 2mm (Mechanical Surface Detection)
Phantom: SAM (30deg probe tilt) with CRP v5.0(Right); Type: QD000P40CD; Serial: TP:1220
Measurement SW: DASY52, Version 52.8 (8); SEMCAD X Version 14.6.10 (7331)

Test Date: 2018-04-05; Ambient Temp: 21.4; Tissue Temp:21.0

2600 MHz System Body Verification

Area Scan (6x8x1): Measurement grid: dx=12mm, dy=12mm
Zoom Scan (7x7x7)/Cube 0: Measurement grid: dx=5mm, dy=5mm, dz=5mm
Power Drift = 0.17 dB
Peak SAR (extrapolated) = 10.7 W/kg
SAR(1 g) = 5.48 W/kg; SAR(10 g) = 2.43 W/kg

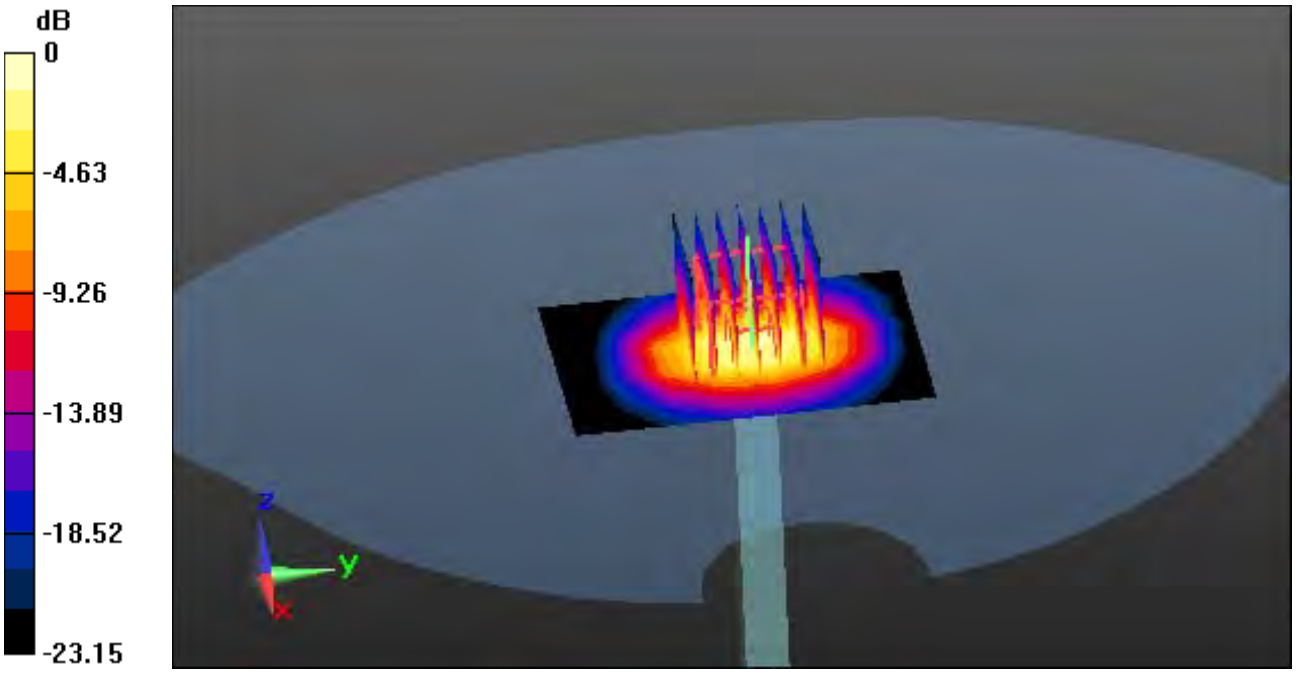

0 dB = 8.52 W/kg

DT&C Co., Ltd.

DUT: Dipole 835 MHz; Type: D835V2; Serial: D835V2 - SN:464

Communication System: UID 0, CW (0); Frequency: 835 MHz;Duty Cycle: 1:1
Medium parameters used: f = 835 MHz; σ = 0.896 S/m; ε_r = 41.229; ρ = 1000 kg/m^3
Phantom section: Flat Section

DASY5 Configuration:
Probe: EX3DV4 - SN3866; ConvF(9.6, 9.6, 9.6); Calibrated: 5/31/2017; Electronics: DAE4 Sn1453
Sensor-Surface: 2mm (Mechanical Surface Detection)
Phantom: SAM (30deg probe tilt) with CRP v5.0(Right); Type: QD000P40CD; Serial: TP:1220
Measurement SW: DASY52, Version 52.8 (8); SEMCAD X Version 14.6.10 (7331)

Test Date: 2018-05-03; Ambient Temp: 22.0; Tissue Temp:21.7

835 MHz System Head Verification

Area Scan (5x12x1): Measurement grid: dx=15mm, dy=15mm
Zoom Scan (7x7x7)/Cube 0: Measurement grid: dx=5mm, dy=5mm, dz=5mm
Power Drift = 0.14 dB
Peak SAR (extrapolated) = 3.76 W/kg
SAR(1 g) = 2.45 W/kg; SAR(10 g) = 1.43 W/kg

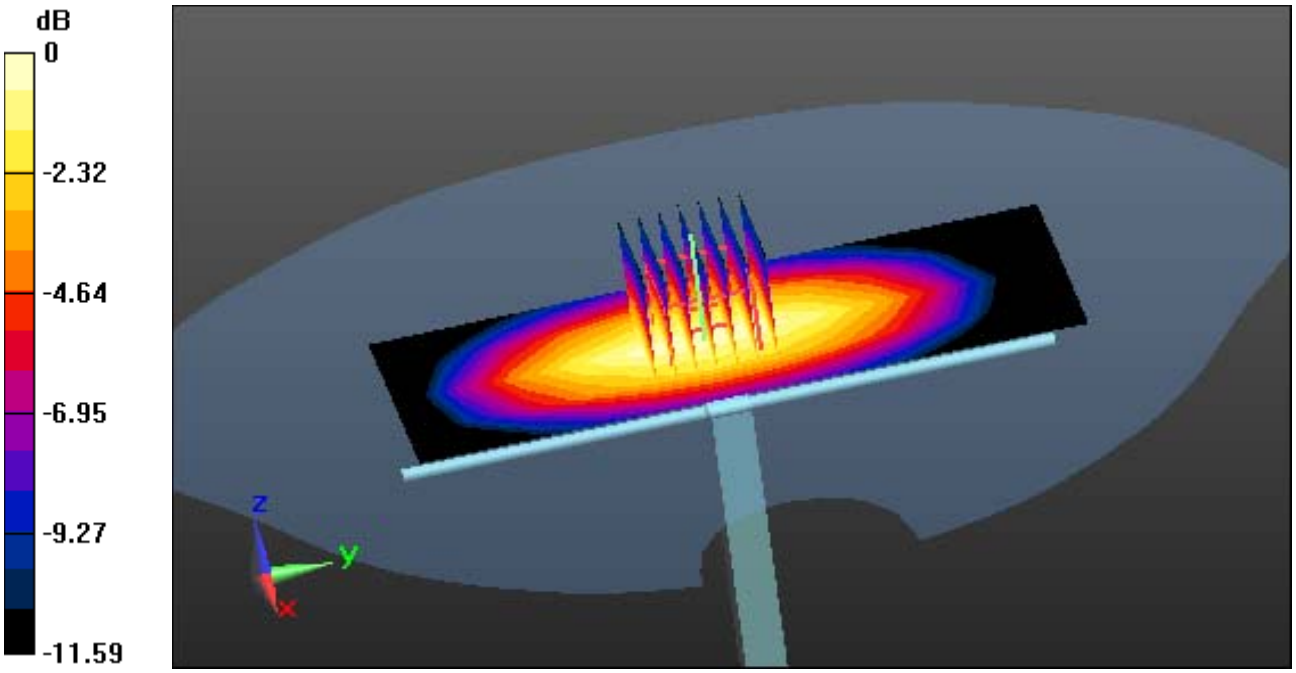

0 dB = 2.94 W/kg

DT&C Co., Ltd.

DUT: Dipole 835 MHz; Type: D835V2; Serial: D835V2 - SN:464

Communication System: UID 0, CW (0); Frequency: 835 MHz;Duty Cycle: 1:1
Medium parameters used: f = 835 MHz; σ = 1.008 S/m; ε_r = 53.204; ρ = 1000 kg/m^3
Phantom section: Flat Section

DASY5 Configuration:
Probe: EX3DV4 - SN3866; ConvF(9.44, 9.44, 9.44); Calibrated: 5/31/2017; Electronics: DAE4 Sn1453
Sensor-Surface: 2mm (Mechanical Surface Detection)
Phantom: SAM (30deg probe tilt) with CRP v5.0(Right); Type: QD000P40CD; Serial: TP:1220
Measurement SW: DASY52, Version 52.8 (8); SEMCAD X Version 14.6.10 (7331)

Test Date: 2018-05-03; Ambient Temp: 22.0; Tissue Temp:21.4

835 MHz System Body Verification

Area Scan (5x12x1): Measurement grid: dx=15mm, dy=15mm
Zoom Scan (7x7x7)/Cube 0: Measurement grid: dx=5mm, dy=5mm, dz=5mm
Power Drift = 0.03 dB
Peak SAR (extrapolated) = 3.16 W/kg
SAR(1 g) = 2.39 W/kg; SAR(10 g) = 1.34 W/kg

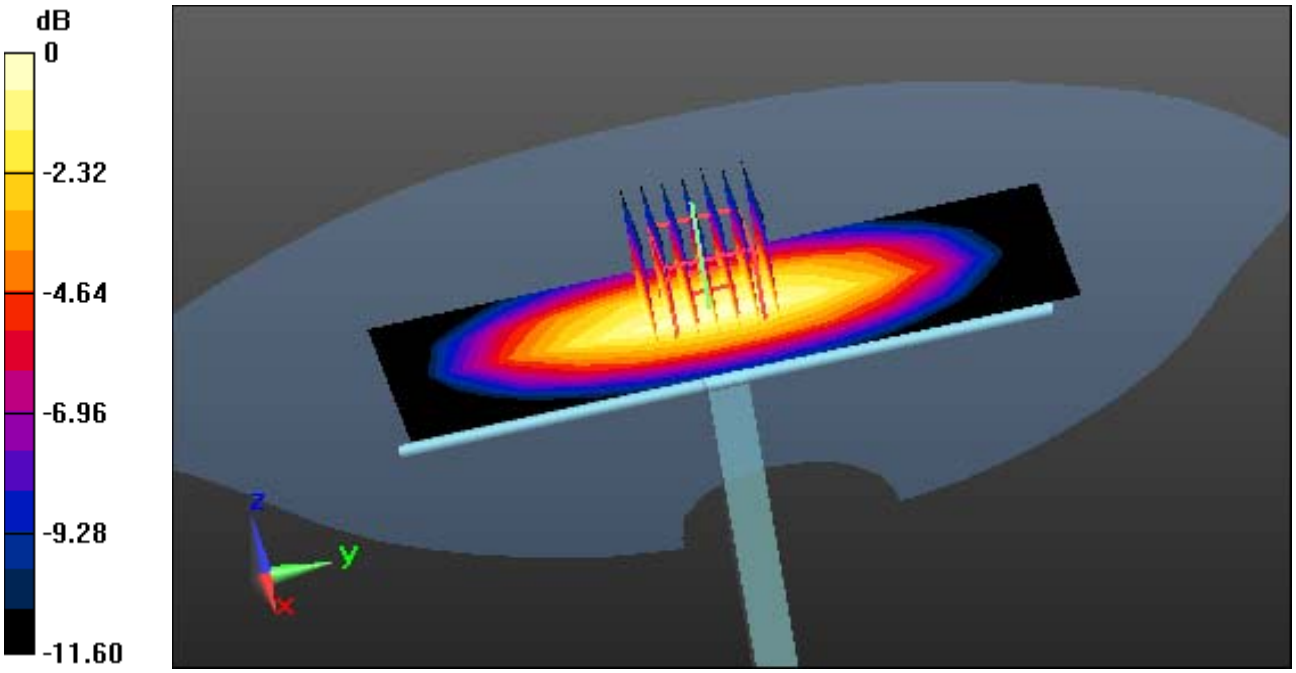

0 dB = 2.75 W/kg

DT&C Co., Ltd.

DUT: LM-Q710FA; Type: Bar

Communication System: UID 0, GSM 850 (0); Frequency: 836.6 MHz;Duty Cycle: 1:8.3
Medium parameters used: f = 836.6 MHz; σ = 0.888 S/m; ε_r = 41.925; ρ = 1000 kg/m^3
Phantom section: Left Section

DASY5 Configuration:
Probe: EX3DV4 - SN3866; ConvF(9.6, 9.6, 9.6); Calibrated: 5/31/2017; Electronics: DAE4 Sn1453
Sensor-Surface: 2mm (Mechanical Surface Detection)
Phantom: SAM (30deg probe tilt) with CRP v5.0(Right); Type: QD000P40CD; Serial: TP:1220
Measurement SW: DASY52, Version 52.8 (8); SEMCAD X Version 14.6.10 (7331)

Test Date: 2018-03-21; Ambient Temp: 21.1; Tissue Temp: 21.2

Left Touch, GSM850 Ch. 190, Ant Internal, Standard Battery

Area Scan (9x13x1): Measurement grid: dx=15mm, dy=15mm
Zoom Scan (6x5x7)/Cube 0: Measurement grid: dx=8mm, dy=8mm, dz=5mm
ower Drift = 0.10 dB
Peak SAR (extrapolated) = 0.141 W/kg
SAR(1 g) = 0.112 W/kg; SAR(10 g) = 0.087 W/kg

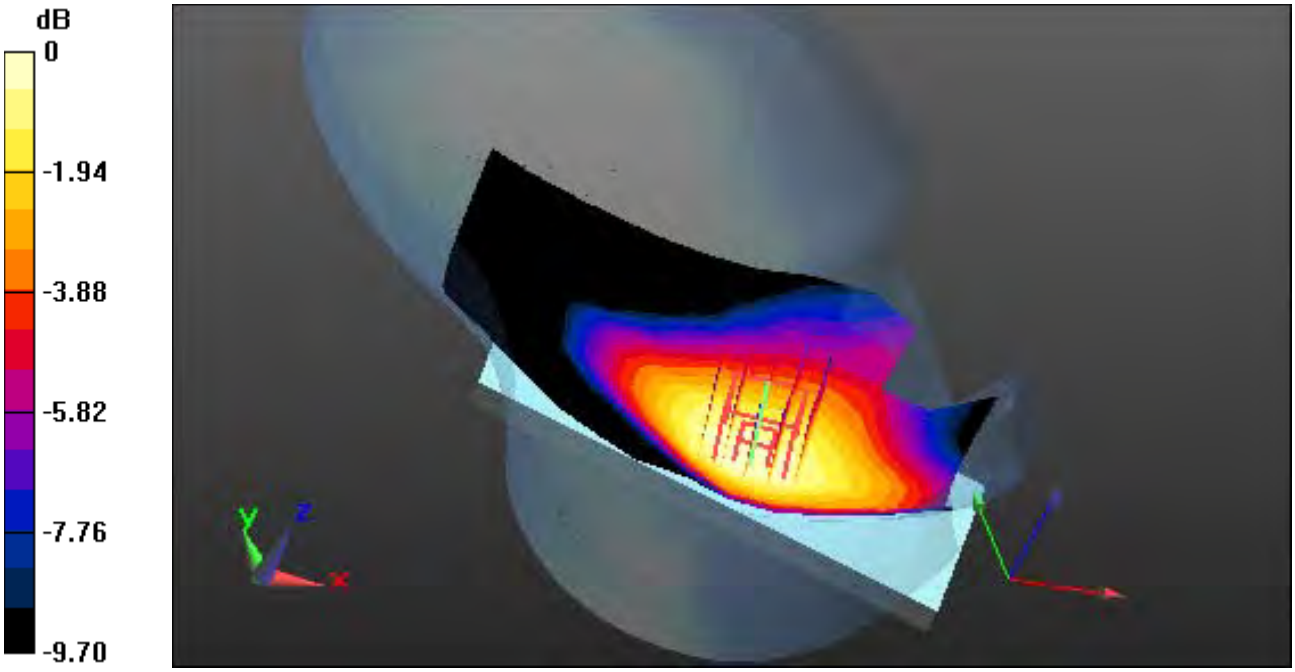

0 dB = 0.127 W/kg

DT&C Co., Ltd.

DUT: LM-Q710FA; Type: Bar

Communication System: UID 0, GSM 850_4Tx (0); Frequency: 836.6 MHz;Duty Cycle: 1:2.075
Medium parameters used: f = 836.6 MHz; σ = 0.888 S/m; ε_r = 41.925; ρ = 1000 kg/m^3
Phantom section: Left Section

DASY5 Configuration:
Probe: EX3DV4 - SN3866; ConvF(9.6, 9.6, 9.6); Calibrated: 5/31/2017; Electronics: DAE4 Sn1453
Sensor-Surface: 2mm (Mechanical Surface Detection)
Phantom: SAM (30deg probe tilt) with CRP v5.0(Right); Type: QD000P40CD; Serial: TP:1220
Measurement SW: DASY52, Version 52.8 (8); SEMCAD X Version 14.6.10 (7331)

Test Date: 2018-03-21; Ambient Temp: 21.1; Tissue Temp: 21.2

Left Touch, GSM850 GPRS 4Tx Ch. 190, Ant Internal, Standard Battery

Area Scan (9x13x1): Measurement grid: dx=15mm, dy=15mm
Zoom Scan (6x6x7)/Cube 0: Measurement grid: dx=8mm, dy=8mm, dz=5mm
Power Drift = 0.09 dB
Peak SAR (extrapolated) = 0.240 W/kg
SAR(1 g) = 0.191 W/kg; SAR(10 g) = 0.148 W/kg

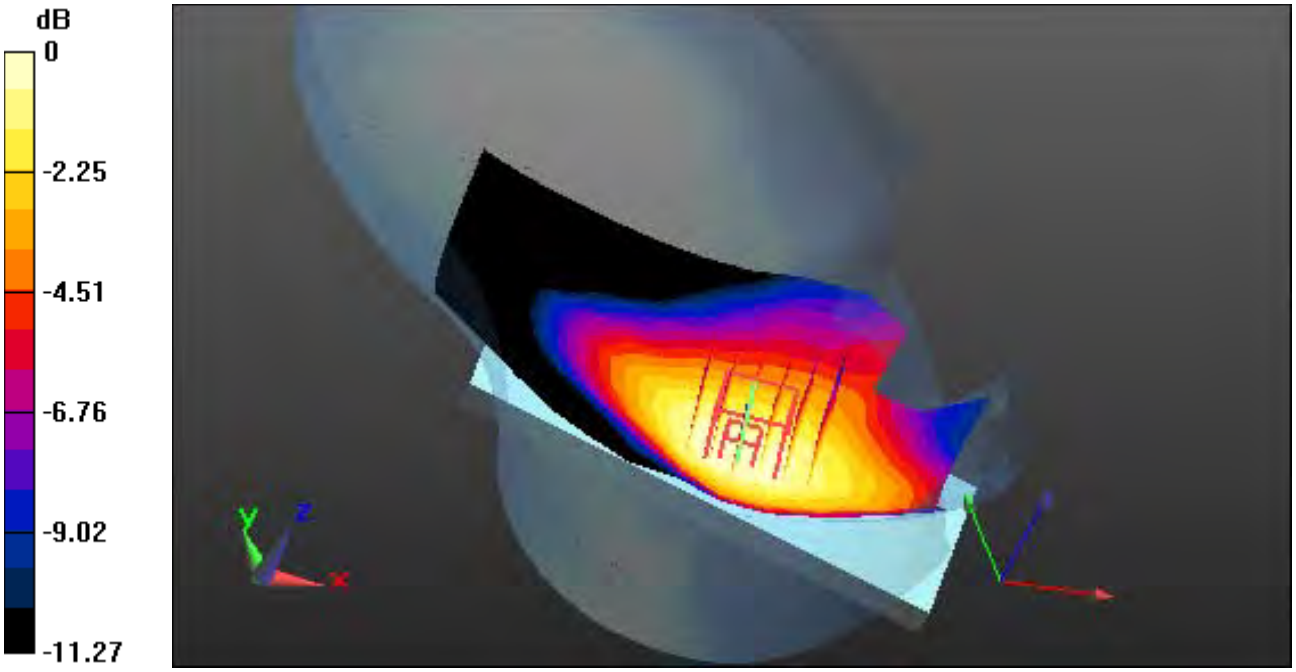

0 dB = 0.217 W/kg

DT&C Co., Ltd.

DUT: LM-Q710FA; Type: Bar

Communication System: UID 0, PCS 1900 (0); Frequency: 1880 MHz;Duty Cycle: 1:8.3
Medium parameters used: f = 1880 MHz; σ = 1.376 S/m; ε_r = 39.931; ρ = 1000 kg/m^3
Phantom section: Left Section

DASY5 Configuration:
Probe: EX3DV4 - SN3866; ConvF(7.93, 7.93, 7.93); Calibrated: 5/31/2017; Electronics: DAE4 Sn1453
Sensor-Surface: 2mm (Mechanical Surface Detection)
Phantom: SAM (30deg probe tilt) with CRP v5.0(Right); Type: QD000P40CD; Serial: TP:1220
Measurement SW: DASY52, Version 52.8 (8); SEMCAD X Version 14.6.10 (7331)

Test Date: 2018-03-27; Ambient Temp: 21.0; Tissue Temp: 20.8

Left Touch, PCS1900 Ch. 661, Ant Internal, Standard Battery

Area Scan (9x13x1): Measurement grid: dx=15mm, dy=15mm
Zoom Scan (6x6x7)/Cube 0: Measurement grid: dx=8mm, dy=8mm, dz=5mm
Power Drift = 0.09 dB
Peak SAR (extrapolated) = 0.204 W/kg
SAR(1 g) = 0.132 W/kg; SAR(10 g) = 0.080 W/kg

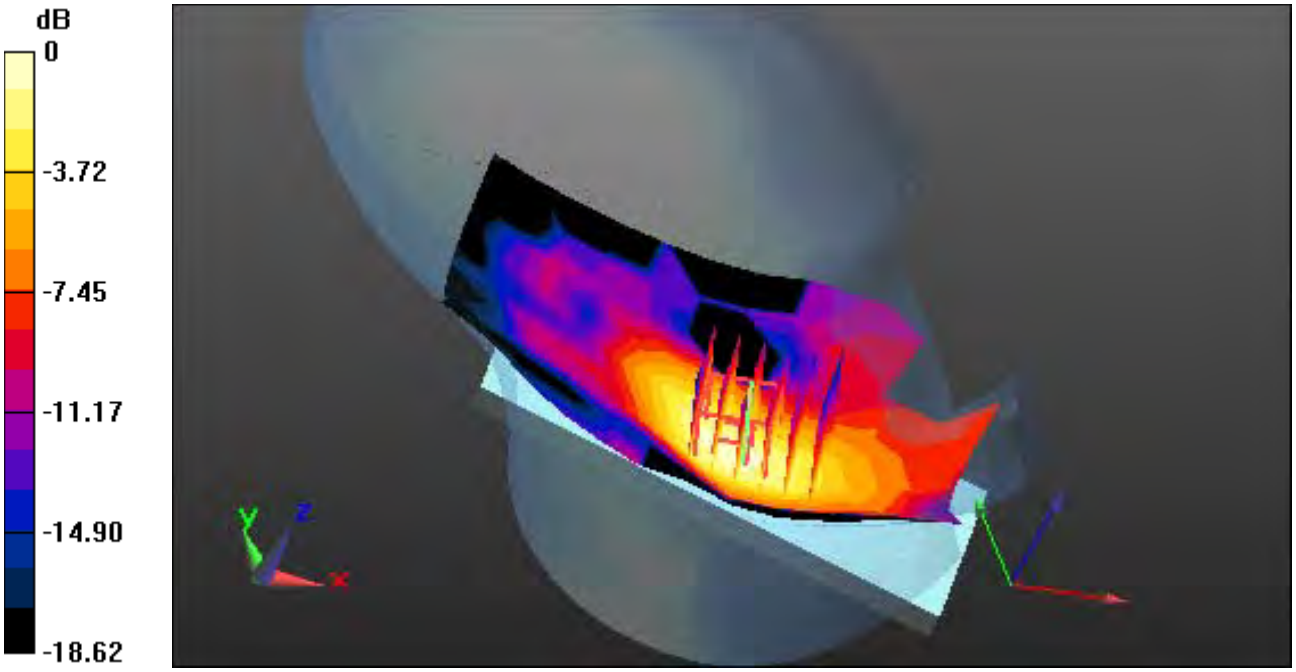

0 dB = 0.169 W/kg

DT&C Co., Ltd.

DUT: LM-Q710FA; Type: Bar

Communication System: UID 0, PCS1900_4Tx (0); Frequency: 1880 MHz;Duty Cycle: 1:2.075
Medium parameters used: f = 1880 MHz; σ = 1.376 S/m; ε_r = 39.931; ρ = 1000 kg/m^3
Phantom section: Left Section

DASY5 Configuration:
Probe: EX3DV4 - SN3866; ConvF(7.93, 7.93, 7.93); Calibrated: 5/31/2017; Electronics: DAE4 Sn1453
Sensor-Surface: 2mm (Mechanical Surface Detection)
Phantom: SAM (30deg probe tilt) with CRP v5.0(Right); Type: QD000P40CD; Serial: TP:1220
Measurement SW: DASY52, Version 52.8 (8); SEMCAD X Version 14.6.10 (7331)

Test Date: 2018-03-27; Ambient Temp: 21.0; Tissue Temp: 20.8

Left Touch, PCS1900 GPRS 4Tx Ch. 661, Ant Internal, Standard Battery

Area Scan (9x13x1): Measurement grid: dx=15mm, dy=15mm
Zoom Scan (6x6x7)/Cube 0: Measurement grid: dx=8mm, dy=8mm, dz=5mm
Power Drift = 0.17 dB
Peak SAR (extrapolated) = 0.351 W/kg
SAR(1 g) = 0.220 W/kg; SAR(10 g) = 0.141 W/kg

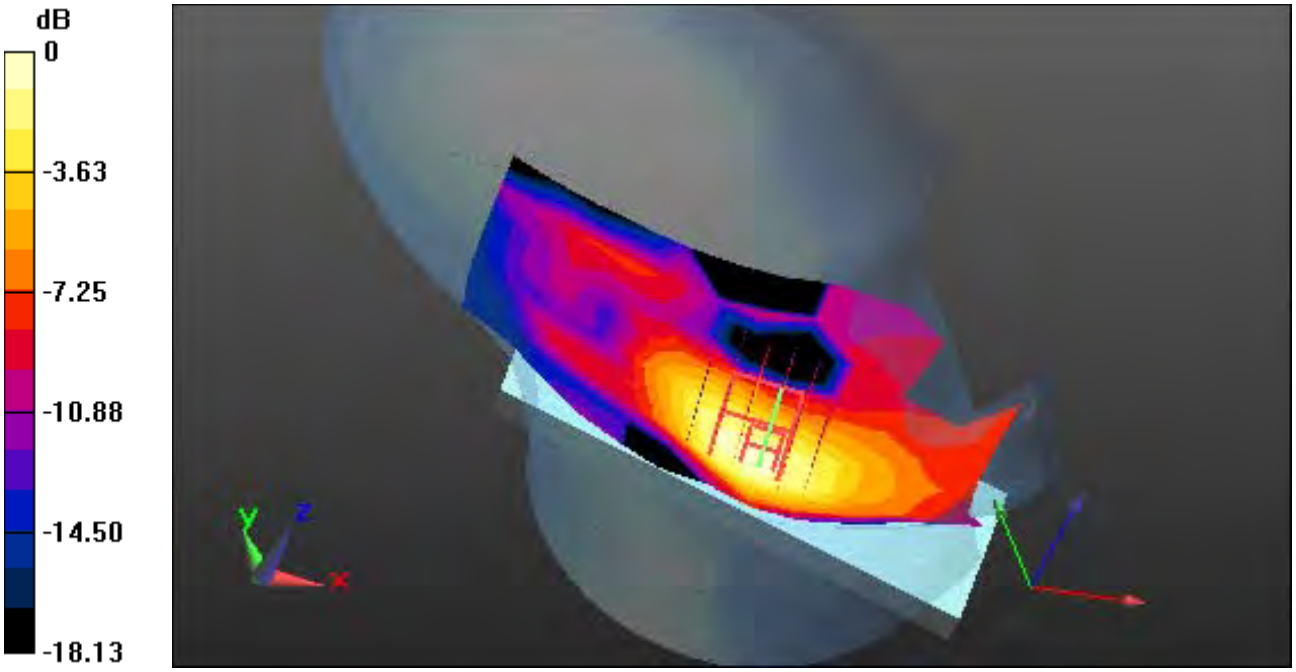

0 dB = 0.284 W/kg

DT&C Co., Ltd.

DUT: LM-Q710FA; Type: Bar

Communication System: UID 0, WCDMA 850 (0); Frequency: 836.6 MHz;Duty Cycle: 1:1
Medium parameters used: f = 836.6 MHz; σ = 0.887 S/m; ε_r = 41.919; ρ = 1000 kg/m^3
Phantom section: Left Section

DASY5 Configuration:
Probe: EX3DV4 - SN3866; ConvF(9.6, 9.6, 9.6); Calibrated: 5/31/2017; Electronics: DAE4 Sn1453
Sensor-Surface: 2mm (Mechanical Surface Detection)
Phantom: SAM (30deg probe tilt) with CRP v5.0(Right); Type: QD000P40CD; Serial: TP:1220
Measurement SW: DASY52, Version 52.8 (8); SEMCAD X Version 14.6.10 (7331)

Test Date: 2018-03-22; Ambient Temp: 21.0; Tissue Temp: 21.3

Left Touch, WCDMA850 Ch. 4183, Ant Internal, Standard Battery

Area Scan (9x13x1): Measurement grid: dx=15mm, dy=15mm
Zoom Scan (6x5x7)/Cube 0: Measurement grid: dx=8mm, dy=8mm, dz=5mm
Power Drift = 0.03 dB
Peak SAR (extrapolated) = 0.210 W/kg
SAR(1 g) = 0.168 W/kg; SAR(10 g) = 0.131 W/kg

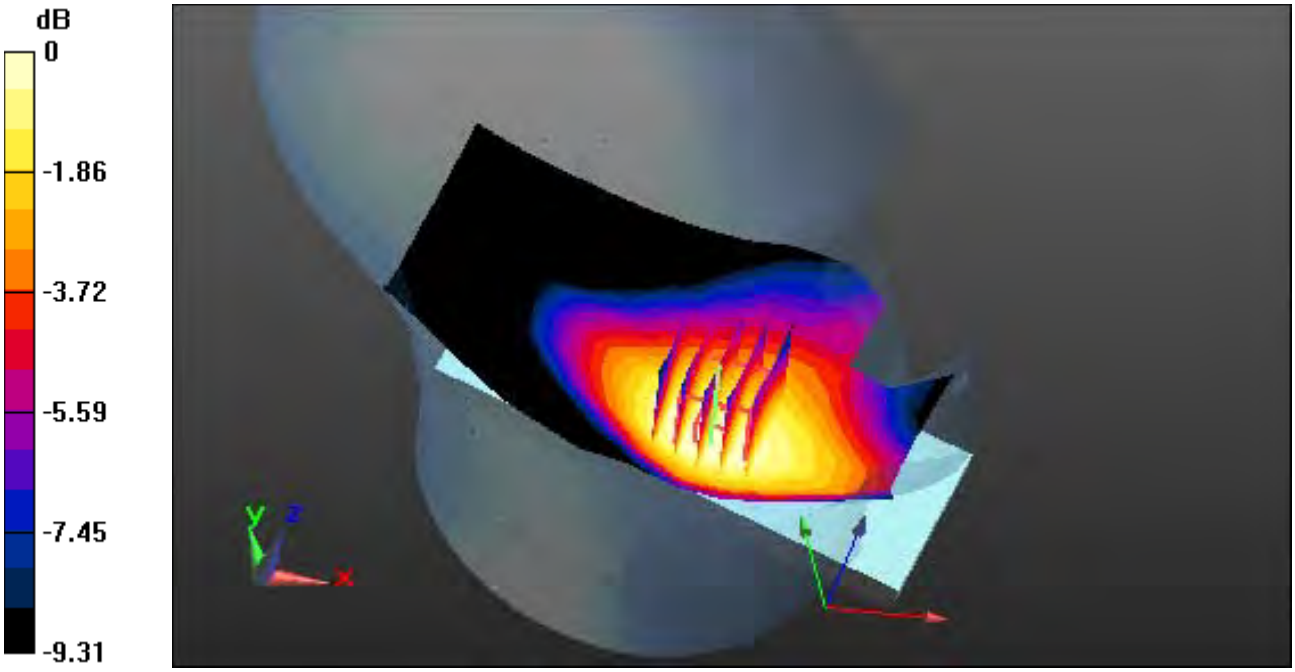

0 dB = 0.190 W/kg

DT&C Co., Ltd.

DUT: LM-Q710FA; Type: Bar

Communication System: UID 0, WCDMA 1700 (0); Frequency: 1732.4 MHz;Duty Cycle: 1:1
Medium parameters used: f = 1732.4 MHz; σ = 1.322 S/m; ε_r = 40.535; ρ = 1000 kg/m^3
Phantom section: Left Section

DASY5 Configuration:
Probe: EX3DV4 - SN3866; ConvF(8.32, 8.32, 8.32); Calibrated: 5/31/2017; Electronics: DAE4 Sn1453
Sensor-Surface: 2mm (Mechanical Surface Detection)
Phantom: SAM (30deg probe tilt) with CRP v5.0(Right); Type: QD000P40CD; Serial: TP:1220
Measurement SW: DASY52, Version 52.8 (8); SEMCAD X Version 14.6.10 (7331)

Test Date: 2018-04-09; Ambient Temp: 21.3; Tissue Temp: 21.1

Left Touch, WCDMA1700 Ch. 1412, Ant Internal, Standard Battery

Area Scan (9x13x1): Measurement grid: dx=15mm, dy=15mm
Zoom Scan (6x5x7)/Cube 0: Measurement grid: dx=8mm, dy=8mm, dz=5mm
Power Drift = -0.08 dB
Peak SAR (extrapolated) = 0.0630 W/kg
SAR(1 g) = 0.043 W/kg; SAR(10 g) = 0.029 W/kg



0 dB = 0.0530 W/kg

DT&C Co., Ltd.

DUT: LM-Q710FA; Type: Bar

Communication System: UID 0, WCDMA 1900 (0); Frequency: 1880 MHz;Duty Cycle: 1:1
Medium parameters used: f = 1880 MHz; σ = 1.376 S/m; ε_r = 39.858; ρ = 1000 kg/m^3
Phantom section: Left Section

DASY5 Configuration:
Probe: EX3DV4 - SN3866; ConvF(7.93, 7.93, 7.93); Calibrated: 5/31/2017; Electronics: DAE4 Sn1453
Sensor-Surface: 2mm (Mechanical Surface Detection)
Phantom: SAM (30deg probe tilt) with CRP v5.0(Right); Type: QD000P40CD; Serial: TP:1220
Measurement SW: DASY52, Version 52.8 (8); SEMCAD X Version 14.6.10 (7331)

Test Date: 2018-04-06; Ambient Temp: 21.0; Tissue Temp: 21.5

Left Touch, WCDMA1900 Ch. 9400, Ant Internal, Standard Battery

Area Scan (9x13x1): Measurement grid: dx=15mm, dy=15mm
Zoom Scan (6x6x7)/Cube 0: Measurement grid: dx=8mm, dy=8mm, dz=5mm
Power Drift = 0.04 dB
Peak SAR (extrapolated) = 0.0610 W/kg
SAR(1 g) = 0.038 W/kg; SAR(10 g) = 0.024 W/kg



0 dB = 0.0487 W/kg

DT&C Co., Ltd.

DUT: LM-Q710FA; Type: Bar

Communication System: UID 0, LTE Band 12(FCC) (0); Frequency: 707.5 MHz;Duty Cycle: 1:1
Medium parameters used: f = 707.5 MHz; σ = 0.874 S/m; ε_r = 41.829; ρ = 1000 kg/m^3
Phantom section: Left Section

DASY5 Configuration:
Probe: EX3DV4 - SN3866; ConvF(10.18, 10.18, 10.18); Calibrated: 5/31/2017; Electronics: DAE4 Sn1453
Sensor-Surface: 2mm (Mechanical Surface Detection)
Phantom: SAM (30deg probe tilt) with CRP v5.0(Right); Type: QD000P40CD; Serial: TP:1220
Measurement SW: DASY52, Version 52.8 (8); SEMCAD X Version 14.6.10 (7331)

Test Date: 2018-03-26; Ambient Temp: 20.9; Tissue Temp: 21.1

Left Touch, LTE Band 12 Ch. 23095, Ant Internal, Standard Battery

Mode : BandWidth 10 MHz, QPSK, RB Size: 1

Area Scan (9x13x1): Measurement grid: dx=15mm, dy=15mm
Zoom Scan (6x6x7)/Cube 0: Measurement grid: dx=8mm, dy=8mm, dz=5mm
Power Drift = 0.16 dB
Peak SAR (extrapolated) = 0.148 W/kg
SAR(1 g) = 0.125 W/kg; SAR(10 g) = 0.101 W/kg

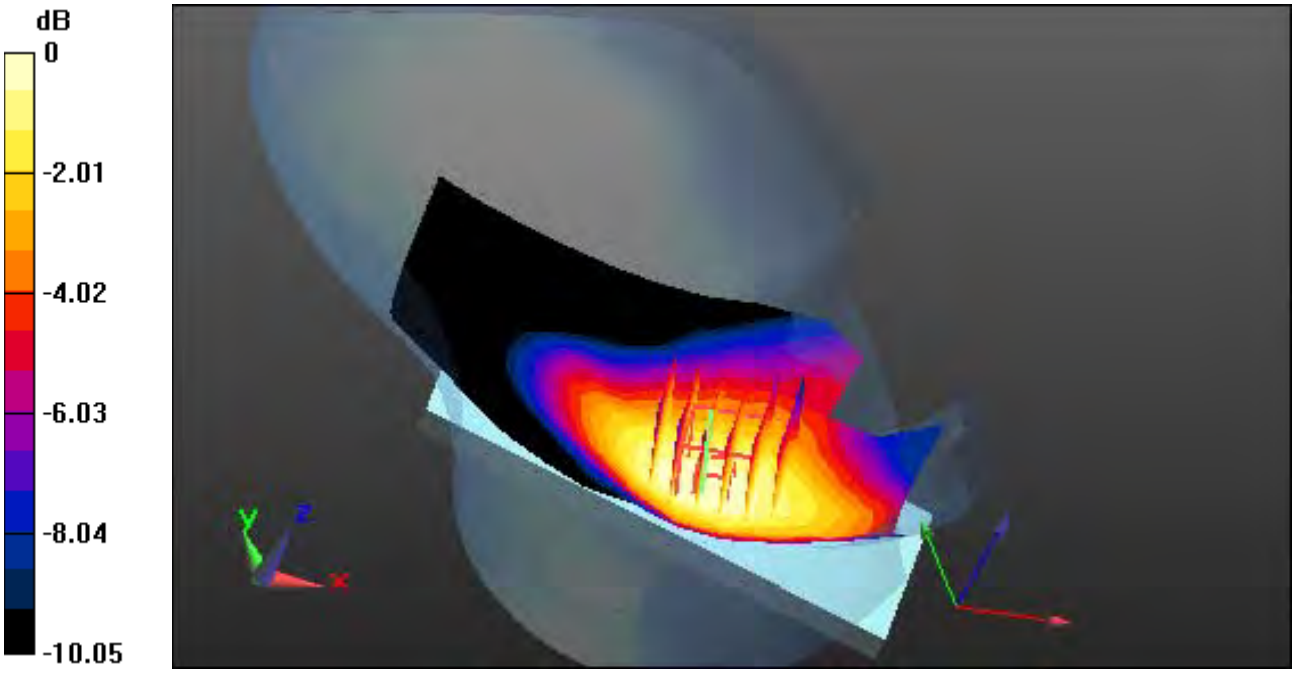

0 dB = 0.137 W/kg

DT&C Co., Ltd.

DUT: LM-Q710FA; Type: Bar

Communication System: UID 0, LTE Band 5(FCC) (0); Frequency: 836.5 MHz;Duty Cycle: 1:1
Medium parameters used: f = 836.5 MHz; σ = 0.887 S/m; ε_r = 41.92; ρ = 1000 kg/m^3
Phantom section: Left Section

DASY5 Configuration:
Probe: EX3DV4 - SN3866; ConvF(9.6, 9.6, 9.6); Calibrated: 5/31/2017; Electronics: DAE4 Sn1453
Sensor-Surface: 2mm (Mechanical Surface Detection)
Phantom: SAM (30deg probe tilt) with CRP v5.0(Right); Type: QD000P40CD; Serial: TP:1220
Measurement SW: DASY52, Version 52.8 (8); SEMCAD X Version 14.6.10 (7331)

Test Date: 2018-03-22; Ambient Temp: 21.0; Tissue Temp: 21.3

Left Touch, LTE Band 5 Ch. 20525, Ant Internal, Standard Battery

Mode : BandWidth 10 MHz, QPSK, RB Size: 1

Area Scan (9x13x1): Measurement grid: dx=15mm, dy=15mm
Zoom Scan (6x5x7)/Cube 0: Measurement grid: dx=8mm, dy=8mm, dz=5mm
Power Drift = 0.11 dB
Peak SAR (extrapolated) = 0.199 W/kg
SAR(1 g) = 0.157 W/kg; SAR(10 g) = 0.122 W/kg

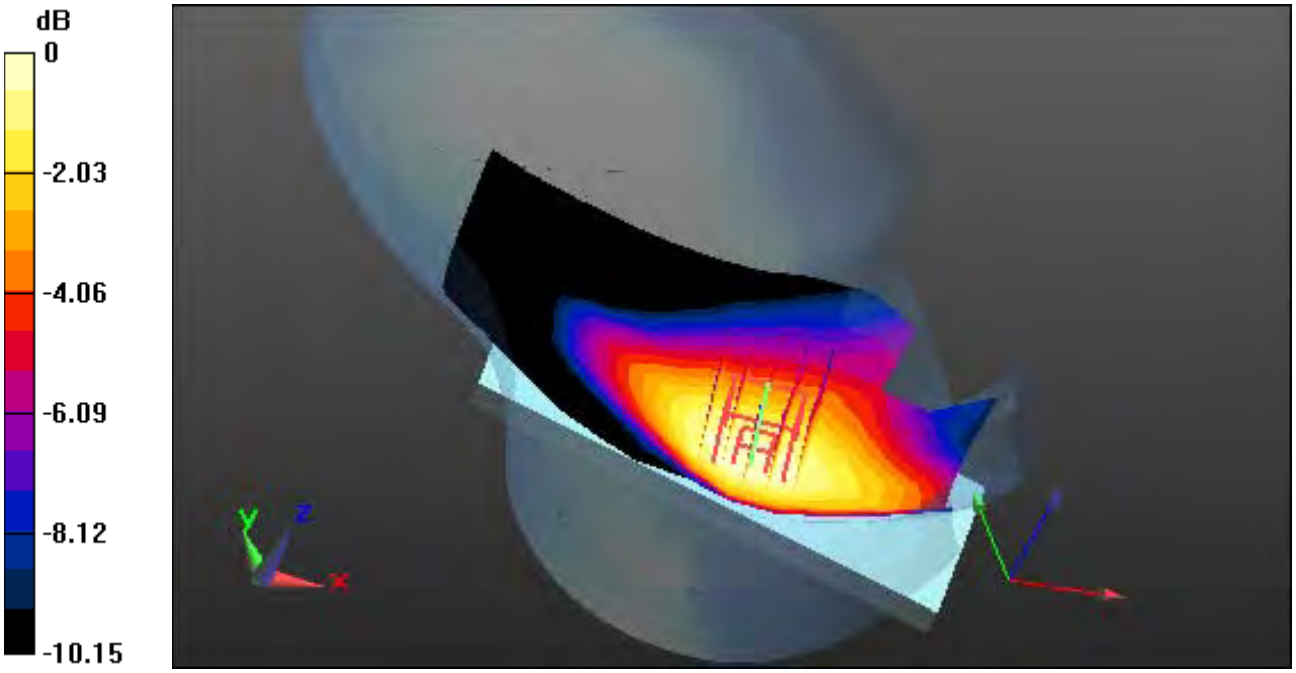

0 dB = 0.180 W/kg

DT&C Co., Ltd.

DUT: LM-Q710FA; Type: Bar

Communication System: UID 0, LTE Band 66 (0); Frequency: 1770 MHz;Duty Cycle: 1:1
Medium parameters used: f = 1770 MHz; σ = 1.353 S/m; ε_r = 40.395; ρ = 1000 kg/m^3
Phantom section: Left Section

DASY5 Configuration:
Probe: EX3DV4 - SN3866; ConvF(8.32, 8.32, 8.32); Calibrated: 5/31/2017; Electronics: DAE4 Sn1453
Sensor-Surface: 2mm (Mechanical Surface Detection)
Phantom: SAM (30deg probe tilt) with CRP v5.0(Right); Type: QD000P40CD; Serial: TP:1220
Measurement SW: DASY52, Version 52.8 (8); SEMCAD X Version 14.6.10 (7331)

Test Date: 2018-04-09; Ambient Temp: 21.3; Tissue Temp: 21.1

Left Touch, LTE Band 66 Ch. 132572, Ant Internal, Standard Battery

Mode : BandWidth 20 MHz, QPSK, RB Size: 1

Area Scan (9x13x1): Measurement grid: dx=15mm, dy=15mm
Zoom Scan (6x6x7)/Cube 0: Measurement grid: dx=8mm, dy=8mm, dz=5mm
Power Drift = -0.18 dB
Peak SAR (extrapolated) = 0.124 W/kg
SAR(1 g) = 0.086 W/kg; SAR(10 g) = 0.058 W/kg

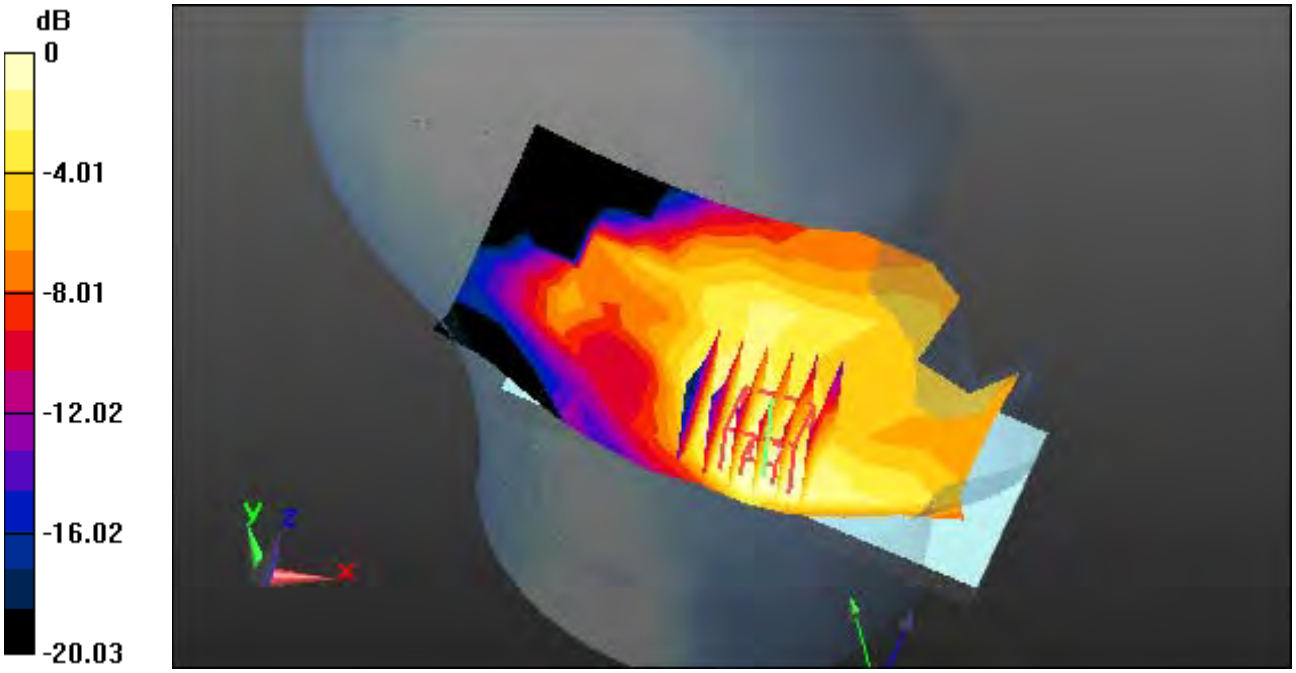

0 dB = 0.107 W/kg

DT&C Co., Ltd.

DUT: LM-Q710FA; Type: Bar

Communication System: UID 0, LTE Band 2(FCC) (0); Frequency: 1900 MHz;Duty Cycle: 1:1
Medium parameters used: f = 1900 MHz; σ = 1.395 S/m; ε_r = 39.818; ρ = 1000 kg/m^3
Phantom section: Left Section

DASY5 Configuration:
Probe: EX3DV4 - SN3866; ConvF(7.93, 7.93, 7.93); Calibrated: 5/31/2017; Electronics: DAE4 Sn1453
Sensor-Surface: 2mm (Mechanical Surface Detection)
Phantom: SAM (30deg probe tilt) with CRP v5.0(Right); Type: QD000P40CD; Serial: TP:1220
Measurement SW: DASY52, Version 52.8 (8); SEMCAD X Version 14.6.10 (7331)

Test Date: 2018-04-06; Ambient Temp: 21.0; Tissue Temp: 21.5

Left Touch, LTE Band 2 Ch. 19100, Ant Internal, Standard Battery

Mode : BandWidth 20 MHz, QPSK, RB Size: 1

Area Scan (9x13x1): Measurement grid: dx=15mm, dy=15mm
Zoom Scan (6x5x7)/Cube 0: Measurement grid: dx=8mm, dy=8mm, dz=5mm
Power Drift = 0.06 dB
Peak SAR (extrapolated) = 0.135 W/kg
SAR(1 g) = 0.089 W/kg; SAR(10 g) = 0.056 W/kg



0 dB = 0.113 W/kg

DT&C Co., Ltd.

DUT: LM-Q710FA; Type: Bar

Communication System: UID 0, LTE Band 7(FCC) (0); Frequency: 2535 MHz;Duty Cycle: 1:1
Medium parameters used: f = 2535 MHz; σ = 1.95 S/m; ε_r = 38.018; ρ = 1000 kg/m^3
Phantom section: Right Section

DASY5 Configuration:
Probe: EX3DV4 - SN3866; ConvF(7.28, 7.28, 7.28); Calibrated: 5/31/2017; Electronics: DAE4 Sn1453
Sensor-Surface: 2mm (Mechanical Surface Detection)
Phantom: SAM (30deg probe tilt) with CRP v5.0(Right); Type: QD000P40CD; Serial: TP:1220
Measurement SW: DASY52, Version 52.8 (8); SEMCAD X Version 14.6.10 (7331)

Test Date: 2018-04-05; Ambient Temp: 21.4; Tissue Temp: 21.2

Right Touch, LTE Band 7 Ch. 21100, Ant Internal, Standard Battery

Mode : BandWidth 20 MHz, QPSK, RB Size: 1

Area Scan (11x16x1): Measurement grid: dx=12mm, dy=12mm
Zoom Scan (8x9x7)/Cube 0: Measurement grid: dx=5mm, dy=5mm, dz=5mm
Power Drift = 0.00 dB
Peak SAR (extrapolated) = 0.117 W/kg
SAR(1 g) = 0.065 W/kg; SAR(10 g) = 0.035 W/kg



0 dB = 0.0895 W/kg

DT&C Co., Ltd.

DUT: LM-Q710FA; Type: Bar

Communication System: UID 0, W-LAN 2.4G(802.11b/g/n20, 40) (0); Frequency: 2462 MHz;Duty Cycle: 1:1
Medium parameters used: f = 2462 MHz; σ = 1.852 S/m; ε_r = 39.18; ρ = 1000 kg/m^3
Phantom section: Right Section

DASY5 Configuration:
Probe: EX3DV4 - SN3866; ConvF(7.48, 7.48, 7.48); Calibrated: 5/31/2017; Electronics: DAE4 Sn1453
Sensor-Surface: 2mm (Mechanical Surface Detection)
Phantom: SAM (30deg probe tilt) with CRP v5.0(Right); Type: QD000P40CD; Serial: TP:1220
Measurement SW: DASY52, Version 52.8 (8); SEMCAD X Version 14.6.10 (7331)

Test Date: 2018-03-28; Ambient Temp: 21.2; Tissue Temp: 21.3

Right Touch, W-LAN(802.11b - 2.4G) Ch. 11, Ant Internal, Standard Battery

Area Scan (11x16x1): Measurement grid: dx=12mm, dy=12mm
Zoom Scan (7x7x7)/Cube 0: Measurement grid: dx=5mm, dy=5mm, dz=5mm
Power Drift = 0.10 dB
Peak SAR (extrapolated) = 2.27 W/kg
SAR(1 g) = 0.884 W/kg; SAR(10 g) = 0.415 W/kg

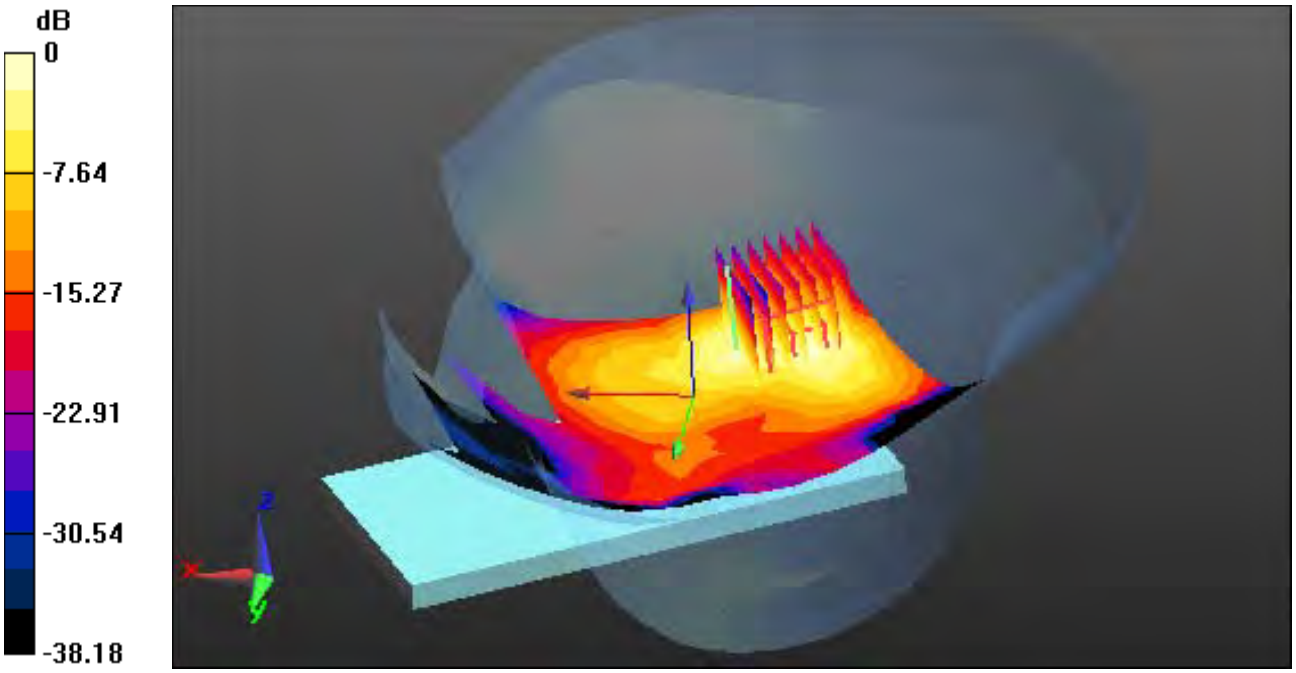

0 dB = 1.49 W/kg

DT&C Co., Ltd.

DUT: LM-Q710FA; Type: Bar

Communication System: UID 0, Bluetooth (0); Frequency: 2441 MHz;Duty Cycle: 1:1.3
Medium parameters used: f = 2441 MHz; σ = 1.829 S/m; ε_r = 39.253; ρ = 1000 kg/m^3
Phantom section: Right Section

DASY5 Configuration:
Probe: EX3DV4 - SN3866; ConvF(7.48, 7.48, 7.48); Calibrated: 5/31/2017; Electronics: DAE4 Sn1453
Sensor-Surface: 2mm (Mechanical Surface Detection)
Phantom: SAM (30deg probe tilt) with CRP v5.0(Right); Type: QD000P40CD; Serial: TP:1220
Measurement SW: DASY52, Version 52.8 (8); SEMCAD X Version 14.6.10 (7331)

Test Date: 2018-03-28; Ambient Temp: 21.2; Tissue Temp: 21.3

Right Touch, Bluetooth 1Mbps Ch. 39, Ant Internal, Standard Battery

Area Scan (11x16x1): Measurement grid: dx=12mm, dy=12mm
Zoom Scan (7x7x7)/Cube 0: Measurement grid: dx=5mm, dy=5mm, dz=5mm
Power Drift = -0.00 dB
Peak SAR (extrapolated) = 0.436 W/kg
SAR(1 g) = 0.168 W/kg; SAR(10 g) = 0.073 W/kg



0 dB = 0.290 W/kg

DT&C Co., Ltd.

DUT: LM-Q710FA; Type: Bar

Communication System: UID 0, GSM 850 (0); Frequency: 836.6 MHz;Duty Cycle: 1:8.3
Medium parameters used: f = 836.6 MHz; σ = 0.972 S/m; ε_r = 54.281; ρ = 1000 kg/m^3
Phantom section: Flat Section

DASY5 Configuration:
Probe: EX3DV4 - SN3866; ConvF(9.44, 9.44, 9.44); Calibrated: 5/31/2017; Electronics: DAE4 Sn1453
Sensor-Surface: 2mm (Mechanical Surface Detection)
Phantom: SAM (30deg probe tilt) with CRP v5.0(Right); Type: QD000P40CD; Serial: TP:1220
Measurement SW: DASY52, Version 52.8 (8); SEMCAD X Version 14.6.10 (7331)

Test Date: 2018-03-21; Ambient Temp: 21.1; Tissue Temp: 21.0

1.0 cm space from Body, Front, GSM850 Ch. 190, Ant Internal

Area Scan (9x14x1): Measurement grid: dx=15mm, dy=15mm
Zoom Scan (7x7x7)/Cube 0: Measurement grid: dx=8mm, dy=8mm, dz=5mm
Power Drift = -0.02 dB
Peak SAR (extrapolated) = 0.729 W/kg
SAR(1 g) = 0.434 W/kg; SAR(10 g) = 0.252 W/kg

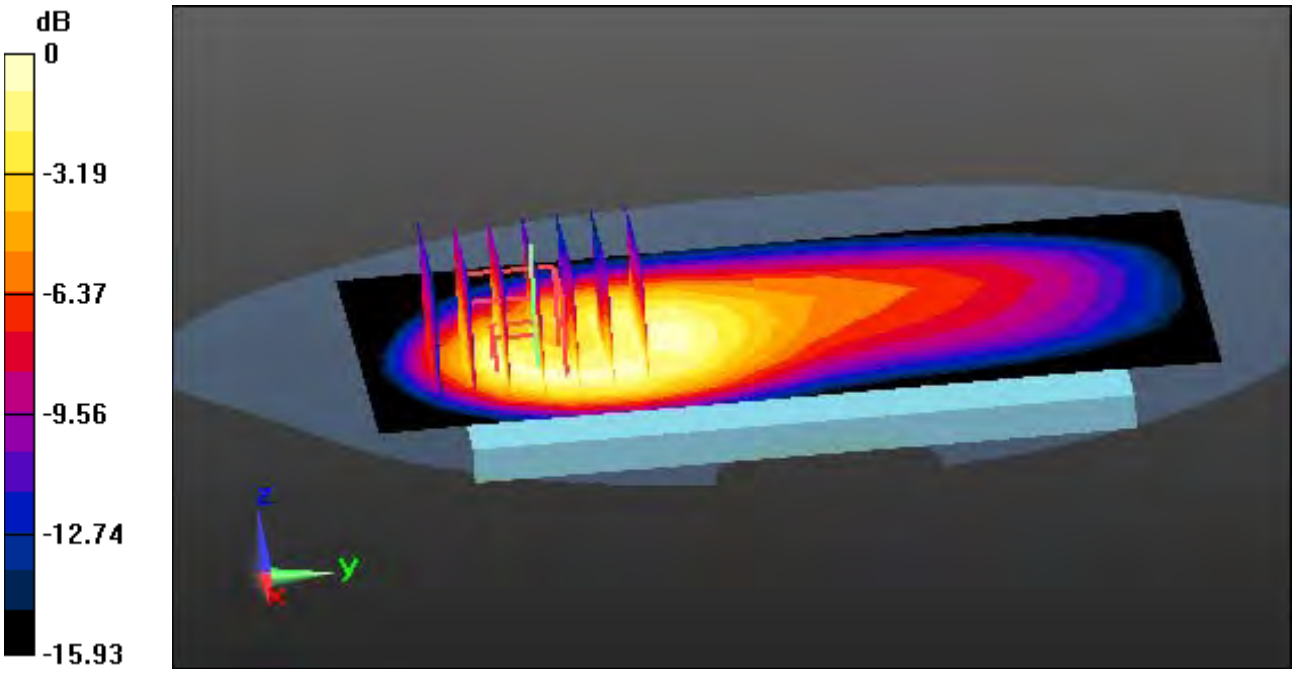

0 dB = 0.565 W/kg

DT&C Co., Ltd.

DUT: LM-Q710FA; Type: Bar

Communication System: UID 0, GSM 850_4Tx (0); Frequency: 836.6 MHz;Duty Cycle: 1:2.075
Medium parameters used: f = 836.6 MHz; σ = 0.972 S/m; ε_r = 54.281; ρ = 1000 kg/m^3
Phantom section: Flat Section

DASY5 Configuration:
Probe: EX3DV4 - SN3866; ConvF(9.44, 9.44, 9.44); Calibrated: 5/31/2017; Electronics: DAE4 Sn1453
Sensor-Surface: 2mm (Mechanical Surface Detection)
Phantom: SAM (30deg probe tilt) with CRP v5.0(Right); Type: QD000P40CD; Serial: TP:1220
Measurement SW: DASY52, Version 52.8 (8); SEMCAD X Version 14.6.10 (7331)

Test Date: 2018-03-21; Ambient Temp: 21.1; Tissue Temp: 21.0

1.0 cm space from Body, Front, GSM850 GPRS 4Tx Ch. 190, Ant Internal

Area Scan (9x14x1): Measurement grid: dx=15mm, dy=15mm
Zoom Scan (5x5x7)/Cube 0: Measurement grid: dx=8mm, dy=8mm, dz=5mm
Power Drift = -0.01 dB
Peak SAR (extrapolated) = 1.11 W/kg
SAR(1 g) = 0.671 W/kg; SAR(10 g) = 0.395 W/kg

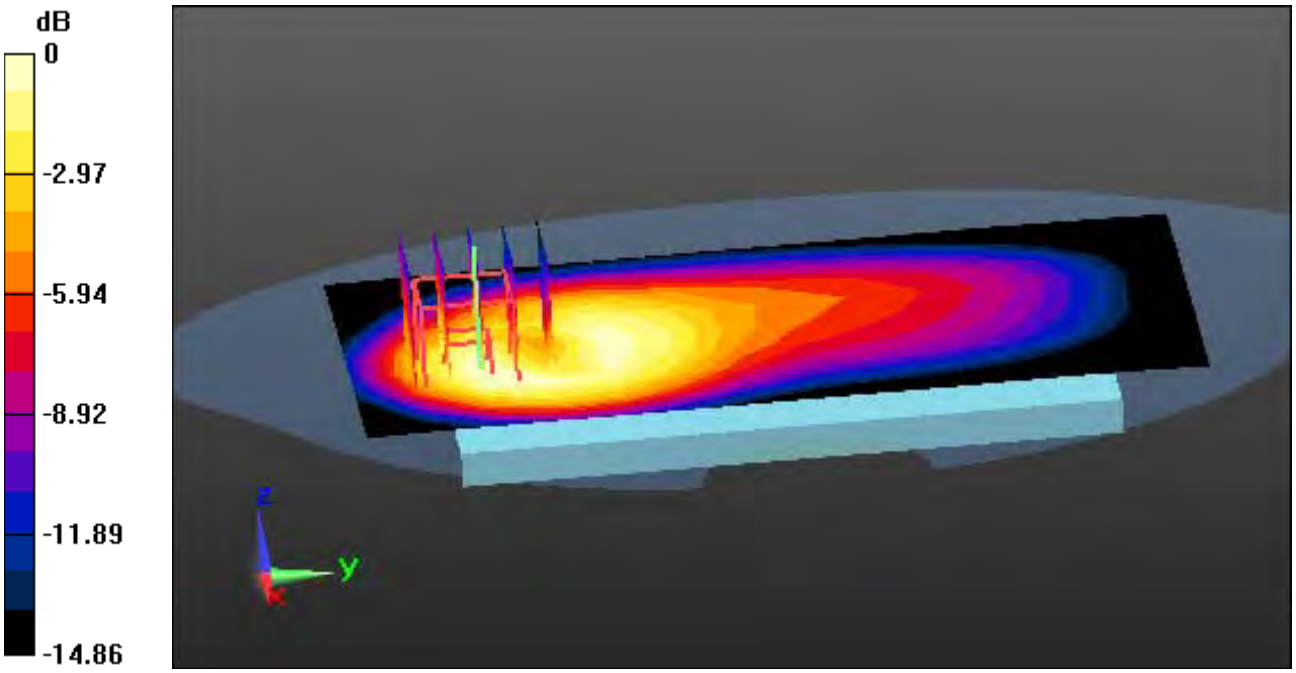

0 dB = 0.897 W/kg

DT&C Co., Ltd.

DUT: LM-Q710FA; Type: Bar

Communication System: UID 0, PCS 1900 (0); Frequency: 1880 MHz;Duty Cycle: 1:8.3
Medium parameters used: f = 1880 MHz; σ = 1.522 S/m; ε_r = 53.091; ρ = 1000 kg/m^3
Phantom section: Flat Section

DASY5 Configuration:
Probe: EX3DV4 - SN3866; ConvF(7.83, 7.83, 7.83); Calibrated: 5/31/2017; Electronics: DAE4 Sn1453
Sensor-Surface: 2mm (Mechanical Surface Detection)
Phantom: SAM (30deg probe tilt) with CRP v5.0(Right); Type: QD000P40CD; Serial: TP:1220
Measurement SW: DASY52, Version 52.8 (8); SEMCAD X Version 14.6.10 (7331)

Test Date: 2018-03-27; Ambient Temp: 21.0; Tissue Temp: 21.4

1.0 cm space from Body, Front, PCS1900 Ch. 661, Ant Internal

Area Scan (9x14x1): Measurement grid: dx=15mm, dy=15mm
Zoom Scan (5x5x7)/Cube 0: Measurement grid: dx=8mm, dy=8mm, dz=5mm
Power Drift = -0.02 dB
Peak SAR (extrapolated) = 0.493 W/kg
SAR(1 g) = 0.264 W/kg; SAR(10 g) = 0.140 W/kg

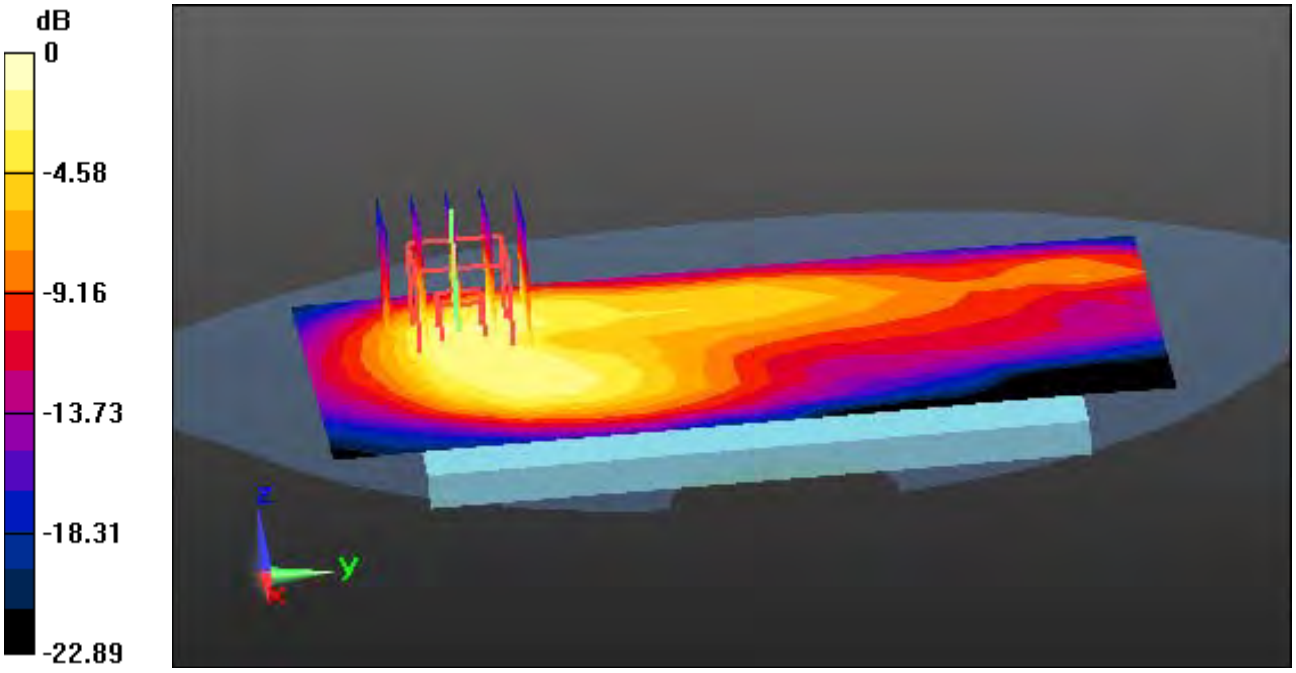

0 dB = 0.385 W/kg

DT&C Co., Ltd.

DUT: LM-Q710FA; Type: Bar

Communication System: UID 0, PCS1900_4Tx (0); Frequency: 1880 MHz;Duty Cycle: 1:2.075
Medium parameters used: f = 1880 MHz; σ = 1.522 S/m; ε_r = 53.091; ρ = 1000 kg/m^3
Phantom section: Flat Section

DASY5 Configuration:
Probe: EX3DV4 - SN3866; ConvF(7.83, 7.83, 7.83); Calibrated: 5/31/2017; Electronics: DAE4 Sn1453
Sensor-Surface: 2mm (Mechanical Surface Detection)
Phantom: SAM (30deg probe tilt) with CRP v5.0(Right); Type: QD000P40CD; Serial: TP:1220
Measurement SW: DASY52, Version 52.8 (8); SEMCAD X Version 14.6.10 (7331)

Test Date: 2018-03-27; Ambient Temp: 21.0; Tissue Temp: 21.4

1.0 cm space from Body, Front, PCS1900 GPRS 4Tx Ch. 661, Ant Internal

Area Scan (9x14x1): Measurement grid: dx=15mm, dy=15mm
Zoom Scan (5x5x7)/Cube 0: Measurement grid: dx=8mm, dy=8mm, dz=5mm
Power Drift = 0.00 dB
Peak SAR (extrapolated) = 0.959 W/kg
SAR(1 g) = 0.515 W/kg; SAR(10 g) = 0.273 W/kg

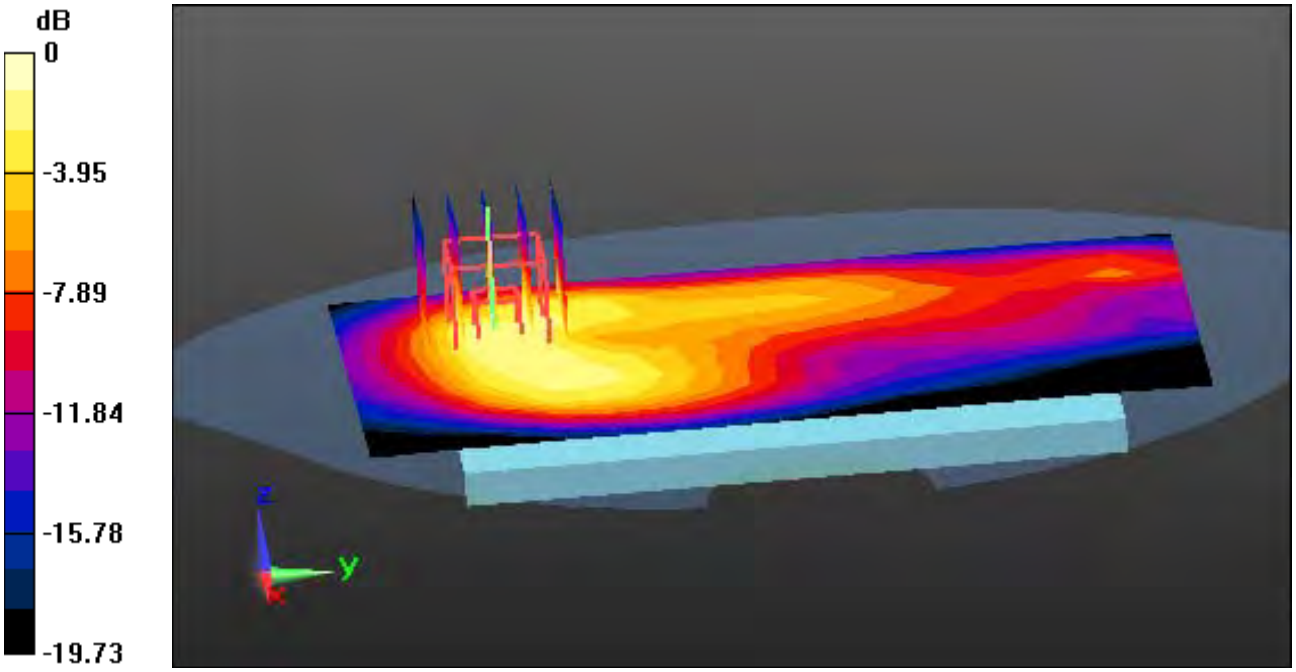

0 dB = 0.755 W/kg

DT&C Co., Ltd.

DUT: LM-Q710FA; Type: Bar

Communication System: UID 0, WCDMA 850 (0); Frequency: 836.6 MHz;Duty Cycle: 1:1
Medium parameters used: f = 836.6 MHz; σ = 0.979 S/m; ε_r = 55.01; ρ = 1000 kg/m^3
Phantom section: Flat Section

DASY5 Configuration:
Probe: EX3DV4 - SN3866; ConvF(9.44, 9.44, 9.44); Calibrated: 5/31/2017; Electronics: DAE4 Sn1453
Sensor-Surface: 2mm (Mechanical Surface Detection)
Phantom: SAM (30deg probe tilt) with CRP v5.0(Right); Type: QD000P40CD; Serial: TP:1220
Measurement SW: DASY52, Version 52.8 (8); SEMCAD X Version 14.6.10 (7331)

Test Date: 2018-03-23; Ambient Temp: 21.2; Tissue Temp: 21.0

1.0 cm space from Body, Front, WCDMA850 Ch. 4183, Ant Internal

Area Scan (9x14x1): Measurement grid: dx=15mm, dy=15mm
Zoom Scan (5x5x7)/Cube 0: Measurement grid: dx=8mm, dy=8mm, dz=5mm
Power Drift = -0.08 dB
Peak SAR (extrapolated) = 1.10 W/kg
SAR(1 g) = 0.668 W/kg; SAR(10 g) = 0.393 W/kg

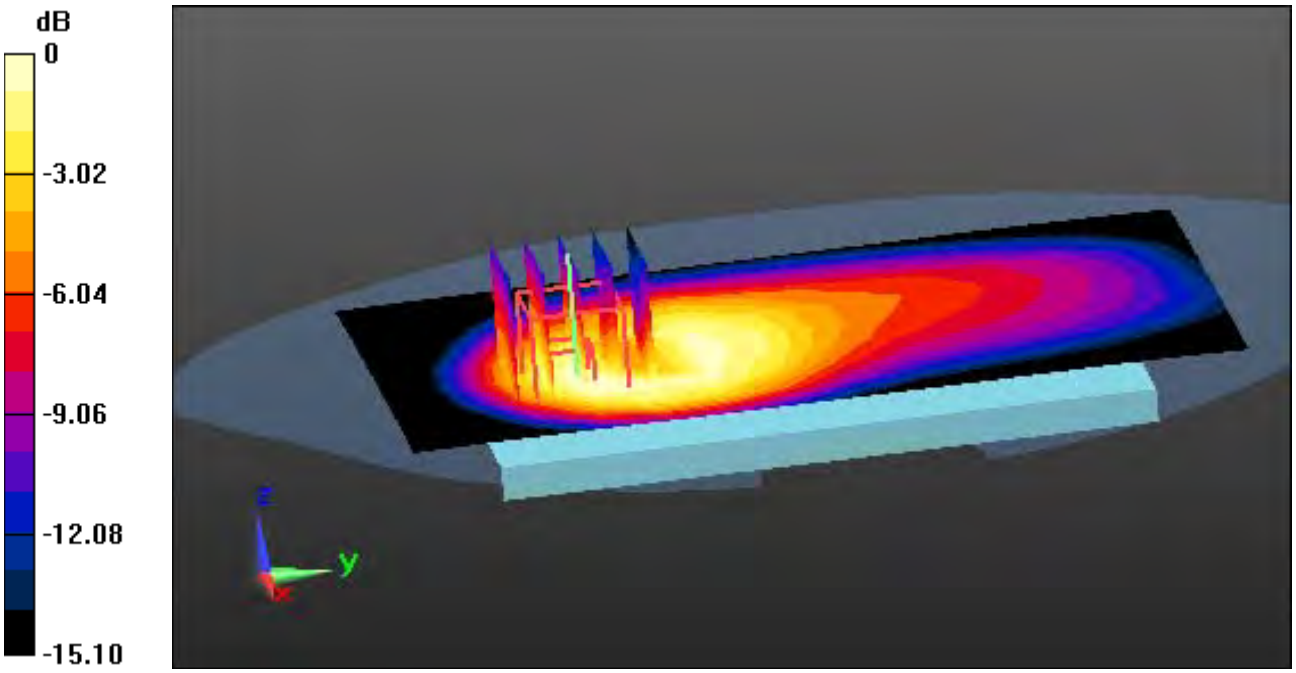

0 dB = 0.905 W/kg

DT&C Co., Ltd.

DUT: LM-Q710FA; Type: Bar

Communication System: UID 0, WCDMA 1700 (0); Frequency: 1732.4 MHz;Duty Cycle: 1:1
Medium parameters used: f = 1732.4 MHz; σ = 1.481 S/m; ε_r = 52.972; ρ = 1000 kg/m^3
Phantom section: Flat Section

DASY5 Configuration:
Probe: EX3DV4 - SN3866; ConvF(8.16, 8.16, 8.16); Calibrated: 5/31/2017; Electronics: DAE4 Sn1453
Sensor-Surface: 2mm (Mechanical Surface Detection)
Phantom: SAM (30deg probe tilt) with CRP v5.0(Right); Type: QD000P40CD; Serial: TP:1220
Measurement SW: DASY52, Version 52.8 (8); SEMCAD X Version 14.6.10 (7331)

Test Date: 2018-04-11; Ambient Temp: 21.4; Tissue Temp: 21.1

1.0 cm space from Body, Rear, WCDMA1700 Ch. 1412, Ant Internal

Area Scan (9x14x1): Measurement grid: dx=15mm, dy=15mm
Zoom Scan (6x6x7)/Cube 0: Measurement grid: dx=8mm, dy=8mm, dz=5mm
Power Drift = -0.04 dB
Peak SAR (extrapolated) = 0.370 W/kg
SAR(1 g) = 0.219 W/kg; SAR(10 g) = 0.124 W/kg

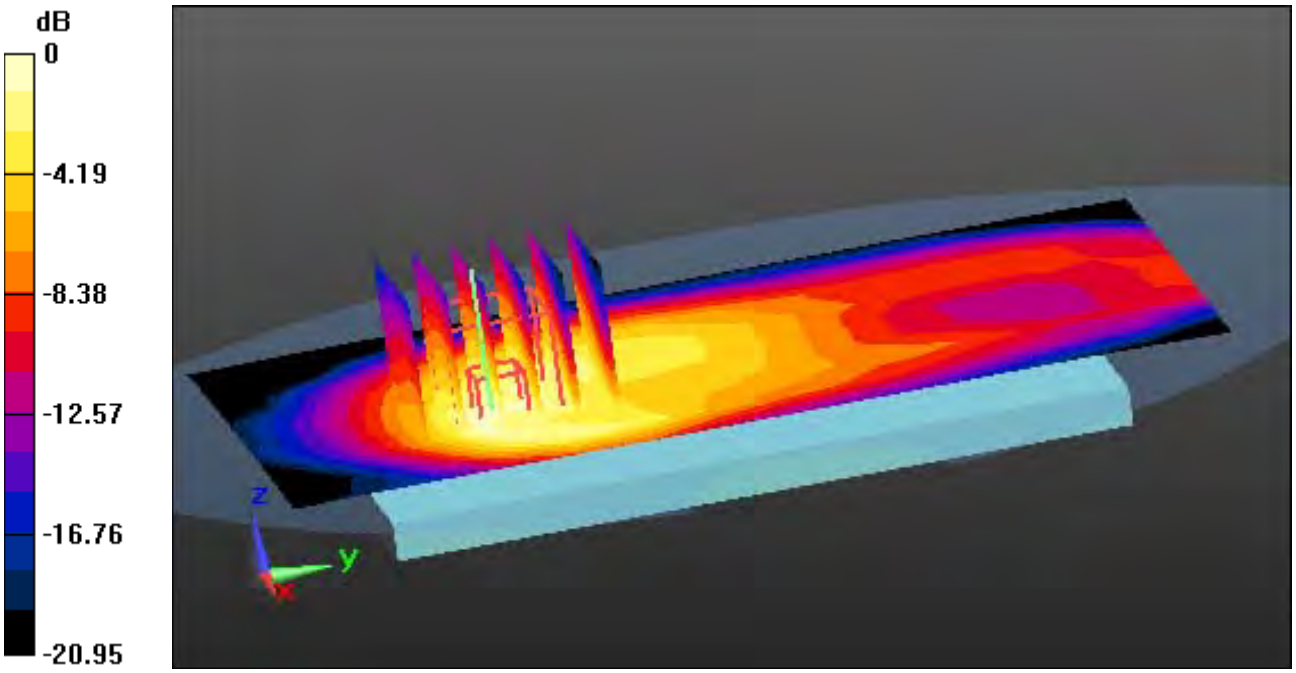

0 dB = 0.294 W/kg

DT&C Co., Ltd.

DUT: LM-Q710FA; Type: Bar

Communication System: UID 0, WCDMA 1900 (0); Frequency: 1880 MHz;Duty Cycle: 1:1
Medium parameters used: f = 1880 MHz; σ = 1.516 S/m; ε_r = 52.889; ρ = 1000 kg/m^3
Phantom section: Flat Section

DASY5 Configuration:
Probe: EX3DV4 - SN3866; ConvF(7.83, 7.83, 7.83); Calibrated: 5/31/2017; Electronics: DAE4 Sn1453
Sensor-Surface: 2mm (Mechanical Surface Detection)
Phantom: SAM (30deg probe tilt) with CRP v5.0(Right); Type: QD000P40CD; Serial: TP:1220
Measurement SW: DASY52, Version 52.8 (8); SEMCAD X Version 14.6.10 (7331)

Test Date: 2018-04-10; Ambient Temp: 21.6; Tissue Temp: 21.9

1.0 cm space from Body, Rear, WCDMA1900 Ch. 9400, Ant Internal

Area Scan (9x14x1): Measurement grid: dx=15mm, dy=15mm
Zoom Scan (7x5x7)/Cube 0: Measurement grid: dx=8mm, dy=8mm, dz=5mm
Power Drift = 0.03 dB
Peak SAR (extrapolated) = 0.256 W/kg
SAR(1 g) = 0.148 W/kg; SAR(10 g) = 0.084 W/kg

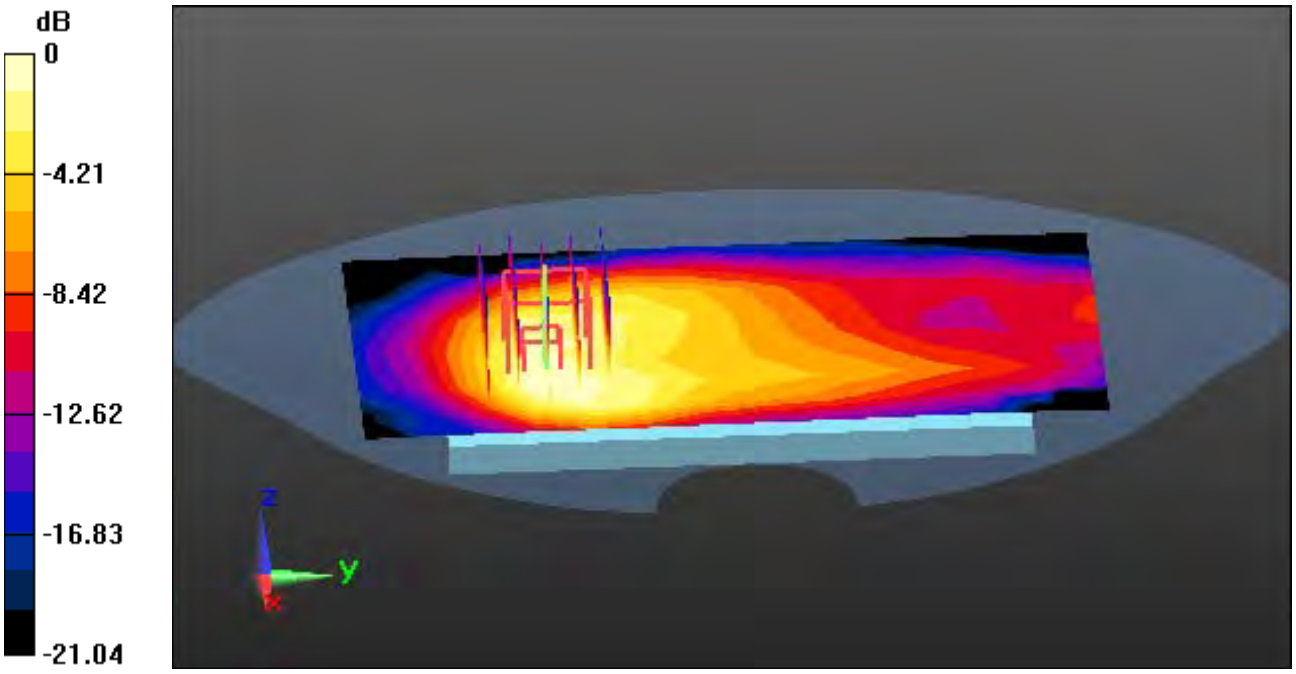

0 dB = 0.204 W/kg

DT&C Co., Ltd.

DUT: LM-Q710FA; Type: Bar

Communication System: UID 0, LTE Band 12(FCC) (0); Frequency: 707.5 MHz;Duty Cycle: 1:1
Medium parameters used: f = 707.5 MHz; σ = 0.95 S/m; ε_r = 54.696; ρ = 1000 kg/m^3
Phantom section: Flat Section

DASY5 Configuration:
Probe: EX3DV4 - SN3866; ConvF(9.67, 9.67, 9.67); Calibrated: 5/31/2017; Electronics: DAE4 Sn1453
Sensor-Surface: 2mm (Mechanical Surface Detection)
Phantom: SAM (30deg probe tilt) with CRP v5.0(Right); Type: QD000P40CD; Serial: TP:1220
Measurement SW: DASY52, Version 52.8 (8); SEMCAD X Version 14.6.10 (7331)

Test Date: 2018-03-26; Ambient Temp: 20.9; Tissue Temp: 21.3

1.0 cm space from Body, Front, LTE Band 12 Ch. 23095, Ant Internal

Mode : BandWidth 10 MHz, QPSK, RB Size: 1

Area Scan (9x14x1): Measurement grid: dx=15mm, dy=15mm
Zoom Scan (6x6x7)/Cube 0: Measurement grid: dx=8mm, dy=8mm, dz=5mm
Power Drift = -0.09 dB
Peak SAR (extrapolated) = 0.894 W/kg
SAR(1 g) = 0.525 W/kg; SAR(10 g) = 0.310 W/kg

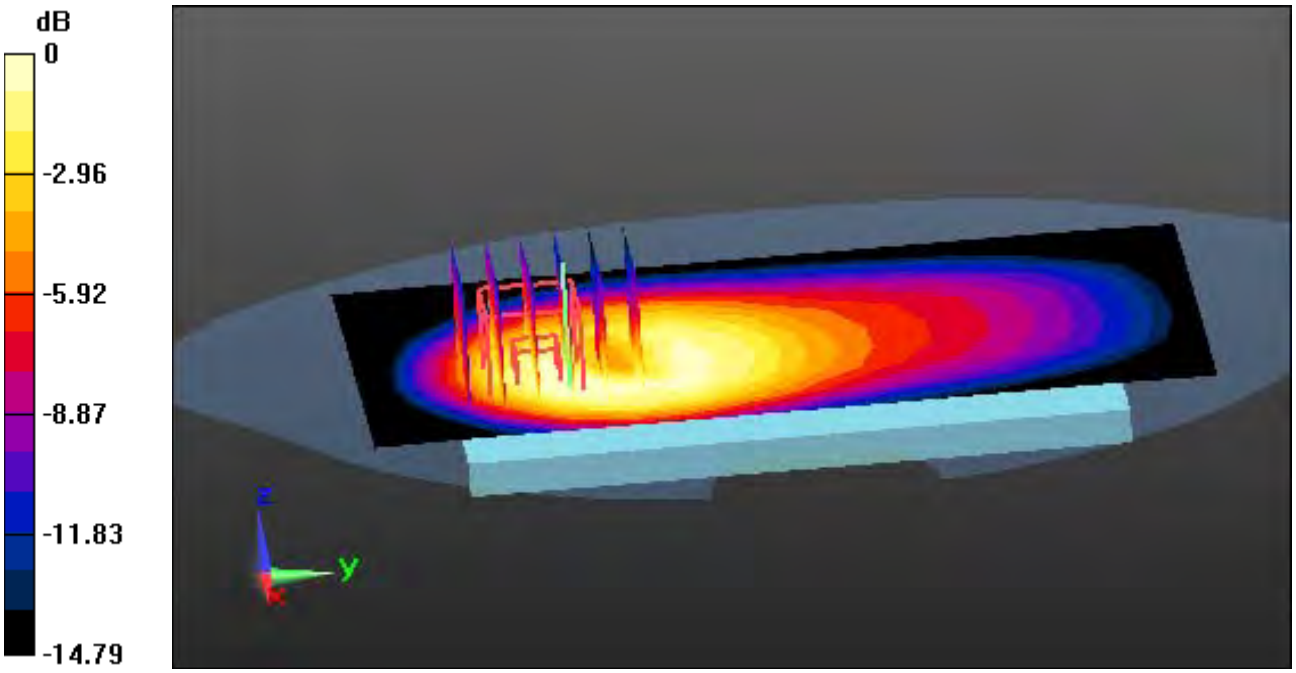

0 dB = 0.681 W/kg

DT&C Co., Ltd.

DUT: LM-Q710FA; Type: Bar

Communication System: UID 0, LTE Band 5(FCC) (0); Frequency: 836.5 MHz;Duty Cycle: 1:1
Medium parameters used: f = 836.5 MHz; σ = 0.978 S/m; ε_r = 55.013; ρ = 1000 kg/m^3
Phantom section: Flat Section

DASY5 Configuration:
Probe: EX3DV4 - SN3866; ConvF(9.44, 9.44, 9.44); Calibrated: 5/31/2017; Electronics: DAE4 Sn1453
Sensor-Surface: 2mm (Mechanical Surface Detection)
Phantom: SAM (30deg probe tilt) with CRP v5.0(Right); Type: QD000P40CD; Serial: TP:1220
Measurement SW: DASY52, Version 52.8 (8); SEMCAD X Version 14.6.10 (7331)

Test Date: 2018-03-23; Ambient Temp: 21.2; Tissue Temp: 21.0

1.0 cm space from Body, Rear, LTE Band 5 Ch. 20525, Ant Internal

Mode : BandWidth 10 MHz, QPSK, RB Size: 1

Area Scan (9x14x1): Measurement grid: dx=15mm, dy=15mm
Zoom Scan (5x5x7)/Cube 0: Measurement grid: dx=8mm, dy=8mm, dz=5mm
Power Drift = 0.01 dB
Peak SAR (extrapolated) = 0.886 W/kg
SAR(1 g) = 0.642 W/kg; SAR(10 g) = 0.450 W/kg

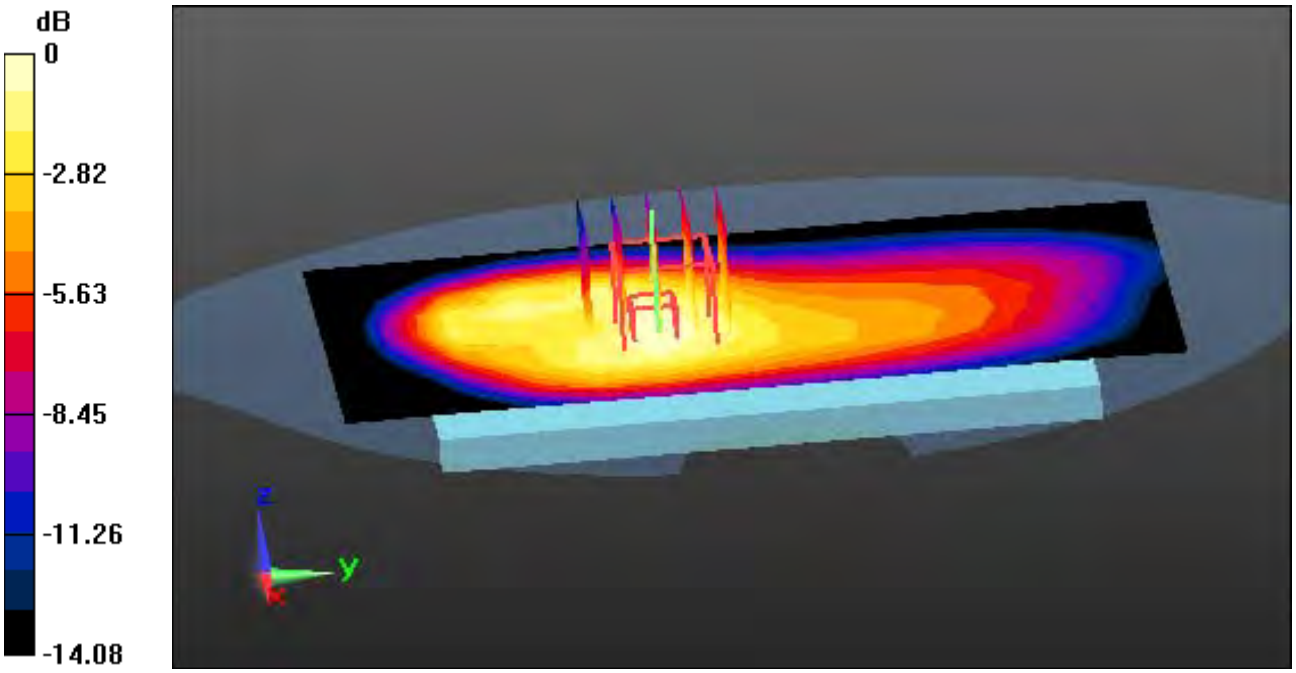

0 dB = 0.767 W/kg

DT&C Co., Ltd.

DUT: LM-Q710FA; Type: Bar

Communication System: UID 0, LTE Band 66 (0); Frequency: 1770 MHz;Duty Cycle: 1:1
Medium parameters used: f = 1770 MHz; σ = 1.511 S/m; ε_r = 52.815; ρ = 1000 kg/m^3
Phantom section: Flat Section

DASY5 Configuration:
Probe: EX3DV4 - SN3866; ConvF(8.16, 8.16, 8.16); Calibrated: 5/31/2017; Electronics: DAE4 Sn1453
Sensor-Surface: 2mm (Mechanical Surface Detection)
Phantom: SAM (30deg probe tilt) with CRP v5.0(Right); Type: QD000P40CD; Serial: TP:1220
Measurement SW: DASY52, Version 52.8 (8); SEMCAD X Version 14.6.10 (7331)

Test Date: 2018-04-11; Ambient Temp: 21.4; Tissue Temp: 21.1

1.0 cm space from Body, Rear, LTE Band 66 Ch. 132572, Ant Internal

Mode : BandWidth 20 MHz, QPSK, RB Size: 1

Area Scan (9x14x1): Measurement grid: dx=15mm, dy=15mm
Zoom Scan (5x5x7)/Cube 0: Measurement grid: dx=8mm, dy=8mm, dz=5mm
Power Drift = -0.00 dB
Peak SAR (extrapolated) = 0.738 W/kg
SAR(1 g) = 0.444 W/kg; SAR(10 g) = 0.256 W/kg

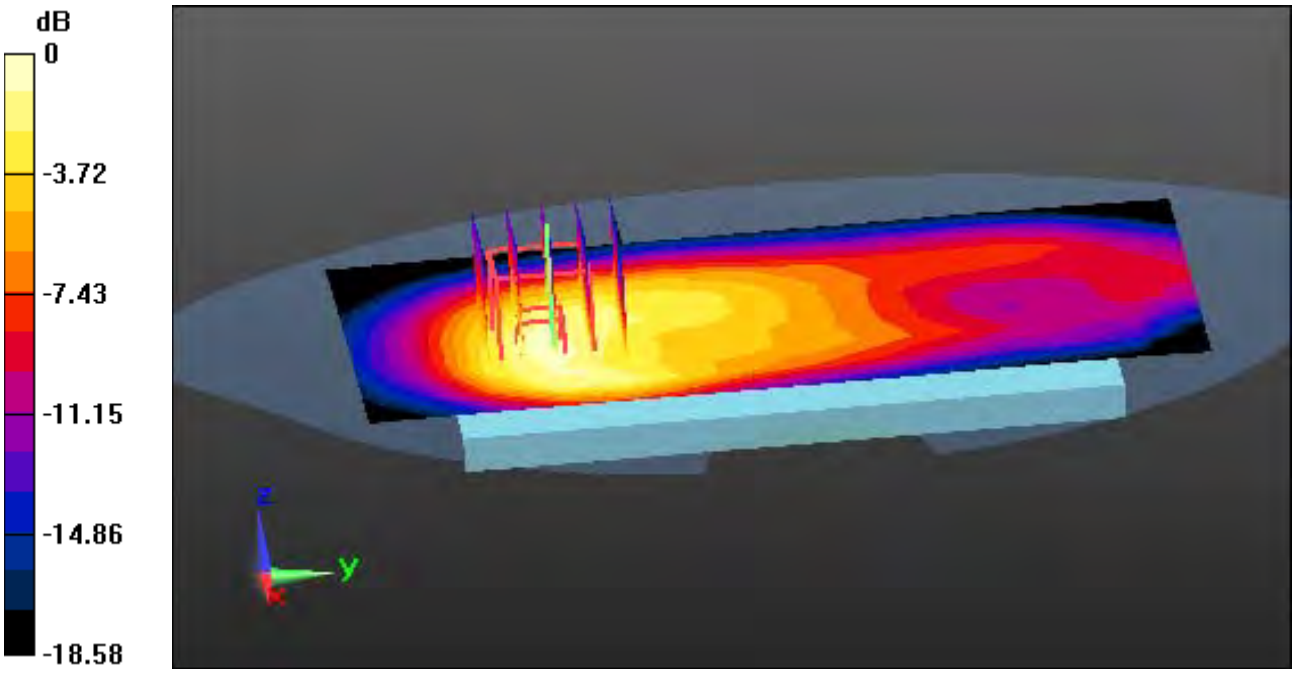

0 dB = 0.590 W/kg

DT&C Co., Ltd.

DUT: LM-Q710FA; Type: Bar

Communication System: UID 0, LTE Band 2(FCC) (0); Frequency: 1900 MHz;Duty Cycle: 1:1
Medium parameters used: f = 1900 MHz; σ = 1.539 S/m; ε_r = 52.809; ρ = 1000 kg/m^3
Phantom section: Flat Section

DASY5 Configuration:
Probe: EX3DV4 - SN3866; ConvF(7.83, 7.83, 7.83); Calibrated: 5/31/2017; Electronics: DAE4 Sn1453
Sensor-Surface: 2mm (Mechanical Surface Detection)
Phantom: SAM (30deg probe tilt) with CRP v5.0(Right); Type: QD000P40CD; Serial: TP:1220
Measurement SW: DASY52, Version 52.8 (8); SEMCAD X Version 14.6.10 (7331)

Test Date: 2018-04-10; Ambient Temp: 21.6; Tissue Temp: 21.9

1.0 cm space from Body, Front, LTE Band 2 Ch. 19100, Ant Internal

Mode : BandWidth 20 MHz, QPSK, RB Size: 1

Area Scan (9x14x1): Measurement grid: dx=15mm, dy=15mm
Zoom Scan (6x6x7)/Cube 0: Measurement grid: dx=8mm, dy=8mm, dz=5mm
Power Drift = 0.02 dB
Peak SAR (extrapolated) = 0.603 W/kg
SAR(1 g) = 0.320 W/kg; SAR(10 g) = 0.168 W/kg

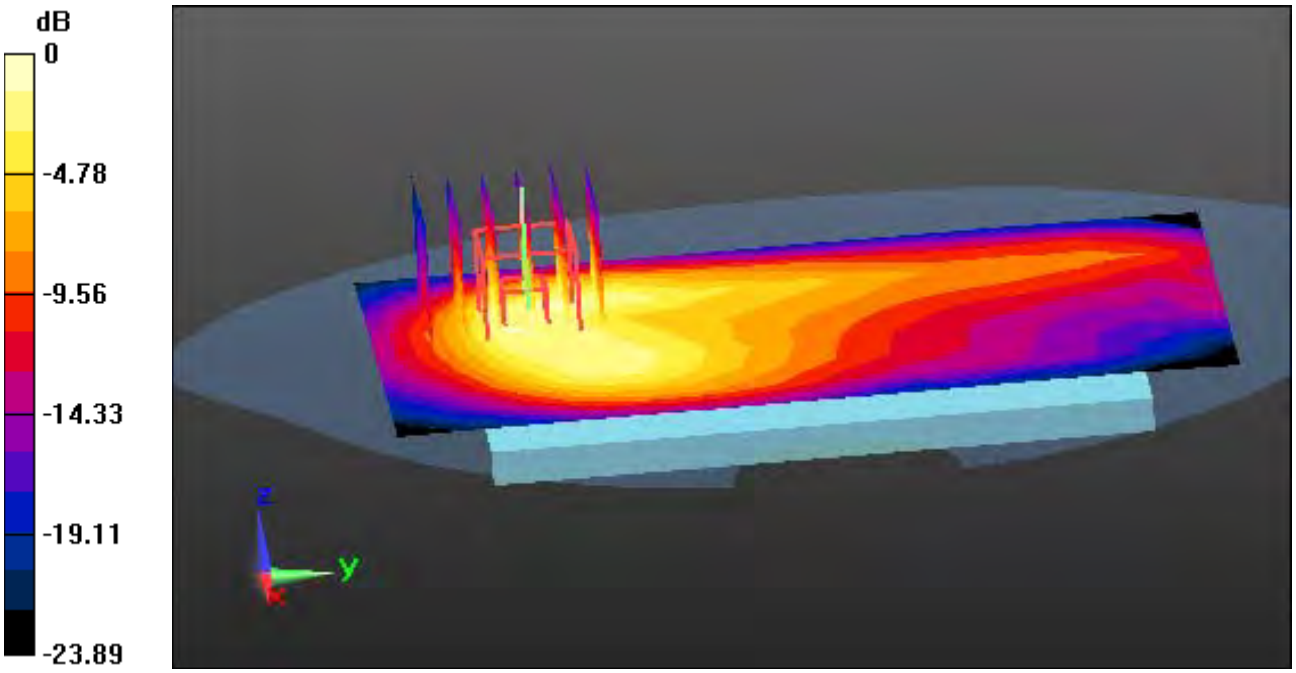

0 dB = 0.463 W/kg

DT&C Co., Ltd.

DUT: LM-Q710FA; Type: Bar

Communication System: UID 0, LTE Band 7(FCC) (0); Frequency: 2535 MHz;Duty Cycle: 1:1
Medium parameters used: f = 2535 MHz; σ = 2.057 S/m; ε_r = 52.483; ρ = 1000 kg/m^3
Phantom section: Flat Section

DASY5 Configuration:
Probe: EX3DV4 - SN3866; ConvF(7.21, 7.21, 7.21); Calibrated: 5/31/2017; Electronics: DAE4 Sn1453
Sensor-Surface: 2mm (Mechanical Surface Detection)
Phantom: SAM (30deg probe tilt) with CRP v5.0(Right); Type: QD000P40CD; Serial: TP:1220
Measurement SW: DASY52, Version 52.8 (8); SEMCAD X Version 14.6.10 (7331)

Test Date: 2018-04-05; Ambient Temp: 21.4; Tissue Temp: 21.0

1.0 cm space from Body, Rear, LTE Band 7 Ch. 21100, Ant Internal

Mode : BandWidth 20 MHz, QPSK, RB Size: 1

Area Scan (11x17x1): Measurement grid: dx=12mm, dy=12mm
Zoom Scan (7x7x7)/Cube 0: Measurement grid: dx=5mm, dy=5mm, dz=5mm
Power Drift = 0.05 dB
Peak SAR (extrapolated) = 0.699 W/kg
SAR(1 g) = 0.333 W/kg; SAR(10 g) = 0.154 W/kg

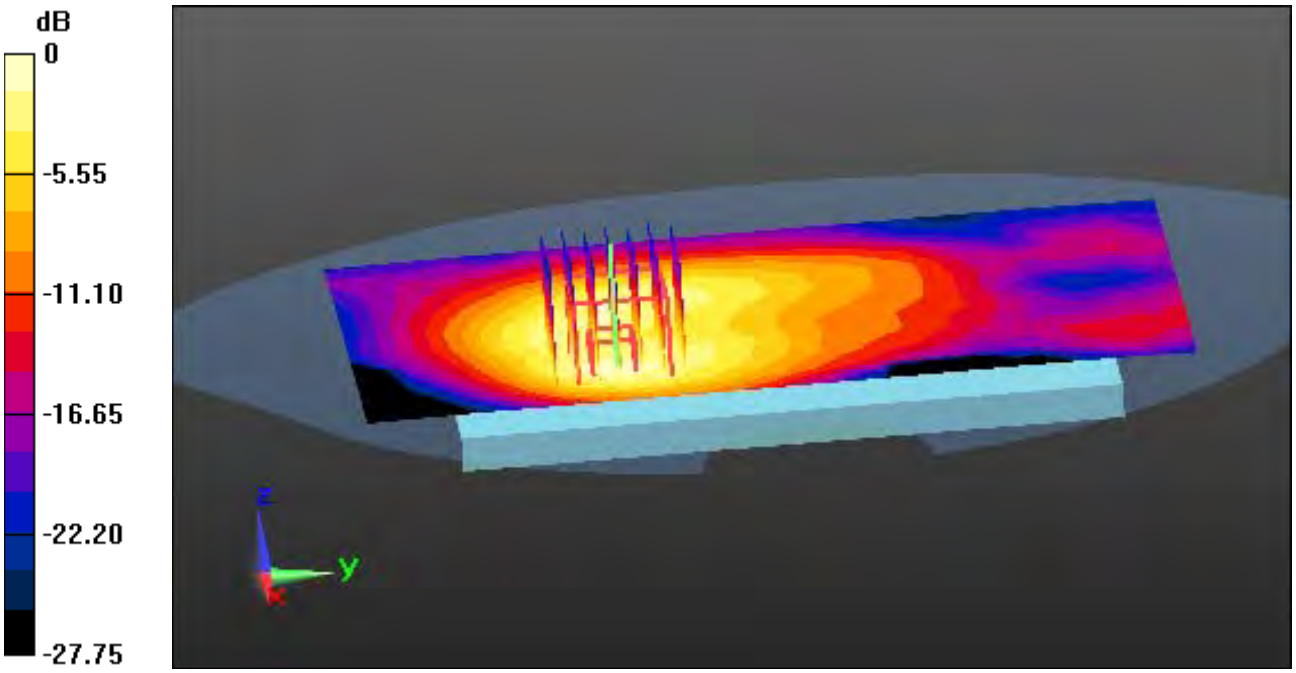

0 dB = 0.500 W/kg

DT&C Co., Ltd.

DUT: LM-Q710FA; Type: Bar

Communication System: UID 0, W-LAN 2.4G(802.11b/g/n20, 40) (0); Frequency: 2437 MHz;Duty Cycle: 1:1
Medium parameters used: f = 2437 MHz; σ = 1.894 S/m; ε_r = 51.123; ρ = 1000 kg/m^3
Phantom section: Flat Section

DASY5 Configuration:
Probe: EX3DV4 - SN3866; ConvF(7.56, 7.56, 7.56); Calibrated: 5/31/2017; Electronics: DAE4 Sn1453
Sensor-Surface: 2mm (Mechanical Surface Detection)
Phantom: SAM (30deg probe tilt) with CRP v5.0(Right); Type: QD000P40CD; Serial: TP:1220
Measurement SW: DASY52, Version 52.8 (8); SEMCAD X Version 14.6.10 (7331)

Test Date: 2018-03-28; Ambient Temp: 21.2; Tissue Temp: 21.0

1.0 cm space from Body, Rear, W-LAN(802.11b - 2.4G) Ch. 6, Ant Internal

Area Scan (11x17x1): Measurement grid: dx=12mm, dy=12mm
Zoom Scan (7x7x7)/Cube 0: Measurement grid: dx=5mm, dy=5mm, dz=5mm
Power Drift = 0.19 dB
Peak SAR (extrapolated) = 0.799 W/kg
SAR(1 g) = 0.364 W/kg; SAR(10 g) = 0.154 W/kg

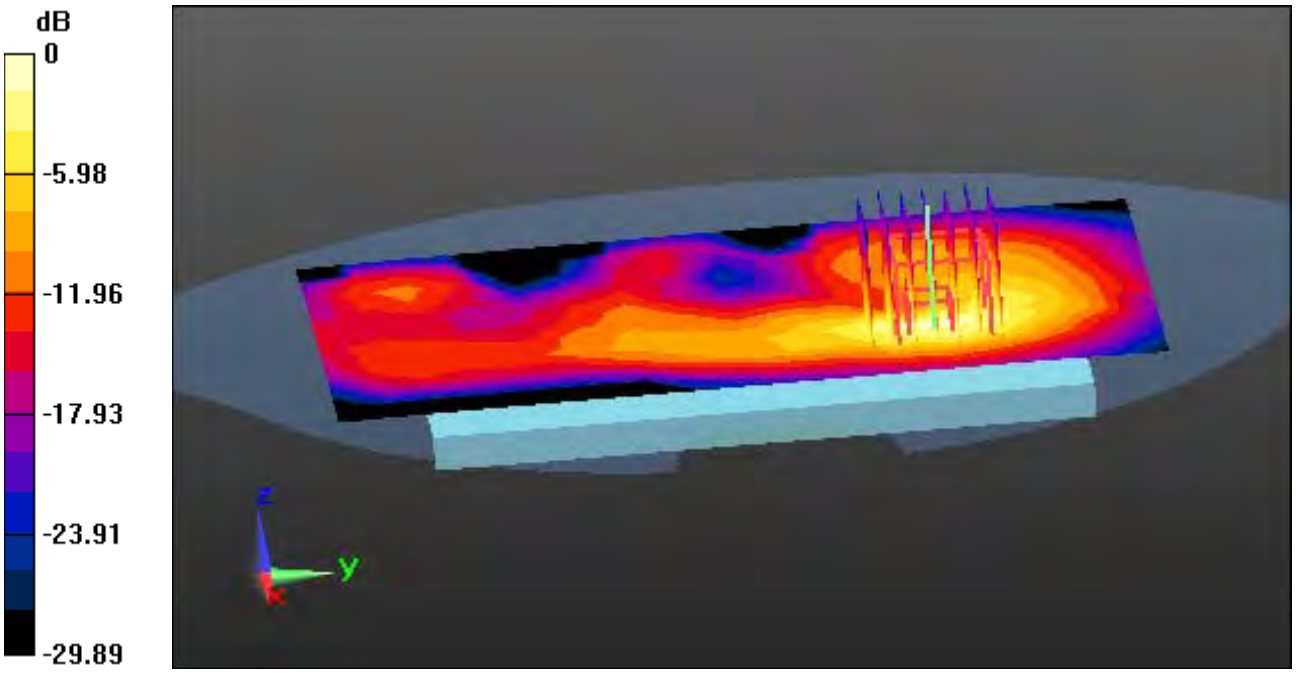

0 dB = 0.567 W/kg

DT&C Co., Ltd.

DUT: LM-Q710FA; Type: Bar

Communication System: UID 0, Bluetooth (0); Frequency: 2441 MHz;Duty Cycle: 1:1.3
Medium parameters used: f = 2441 MHz; σ = 1.899 S/m; ε_r = 51.111; ρ = 1000 kg/m^3
Phantom section: Flat Section

DASY5 Configuration:
Probe: EX3DV4 - SN3866; ConvF(7.56, 7.56, 7.56); Calibrated: 5/31/2017; Electronics: DAE4 Sn1453
Sensor-Surface: 2mm (Mechanical Surface Detection)
Phantom: SAM (30deg probe tilt) with CRP v5.0(Right); Type: QD000P40CD; Serial: TP:1220
Measurement SW: DASY52, Version 52.8 (8); SEMCAD X Version 14.6.10 (7331)

Test Date: 2018-03-28; Ambient Temp: 21.2; Tissue Temp: 21.0

1.0 cm space from Body, Rear, Bluetooth 1Mbps Ch. 39, Ant Internal

Area Scan (11x17x1): Measurement grid: dx=12mm, dy=12mm
Zoom Scan (7x7x7)/Cube 0: Measurement grid: dx=5mm, dy=5mm, dz=5mm
Power Drift = 0.17 dB
Peak SAR (extrapolated) = 0.110 W/kg
SAR(1 g) = 0.043 W/kg; SAR(10 g) = 0.016 W/kg



0 dB = 0.0697 W/kg

DT&C Co., Ltd.

DUT: LM-Q710FA; Type: Bar

Communication System: UID 0, PCS1900_4Tx (0); Frequency: 1850.2 MHz;Duty Cycle: 1:2.075
Medium parameters used: f = 1850.2 MHz; σ = 1.498 S/m; ε_r = 53.194; ρ = 1000 kg/m^3
Phantom section: Flat Section

DASY5 Configuration:
Probe: EX3DV4 - SN3866; ConvF(7.83, 7.83, 7.83); Calibrated: 5/31/2017; Electronics: DAE4 Sn1453
Sensor-Surface: 2mm (Mechanical Surface Detection)
Phantom: SAM (30deg probe tilt) with CRP v5.0(Right); Type: QD000P40CD; Serial: TP:1220
Measurement SW: DASY52, Version 52.8 (8); SEMCAD X Version 14.6.10 (7331)

Test Date: 2018-03-27; Ambient Temp: 21.0; Tissue Temp: 21.4

1.0 cm space from Body, Bottom, PCS1900 GPRS 4Tx Ch. 512, Ant Internal

Area Scan (7x10x1): Measurement grid: dx=15mm, dy=15mm
Zoom Scan (5x5x7)/Cube 0: Measurement grid: dx=8mm, dy=8mm, dz=5mm
Power Drift = -0.07 dB
Peak SAR (extrapolated) = 1.78 W/kg
SAR(1 g) = 1.05 W/kg; SAR(10 g) = 0.582 W/kg

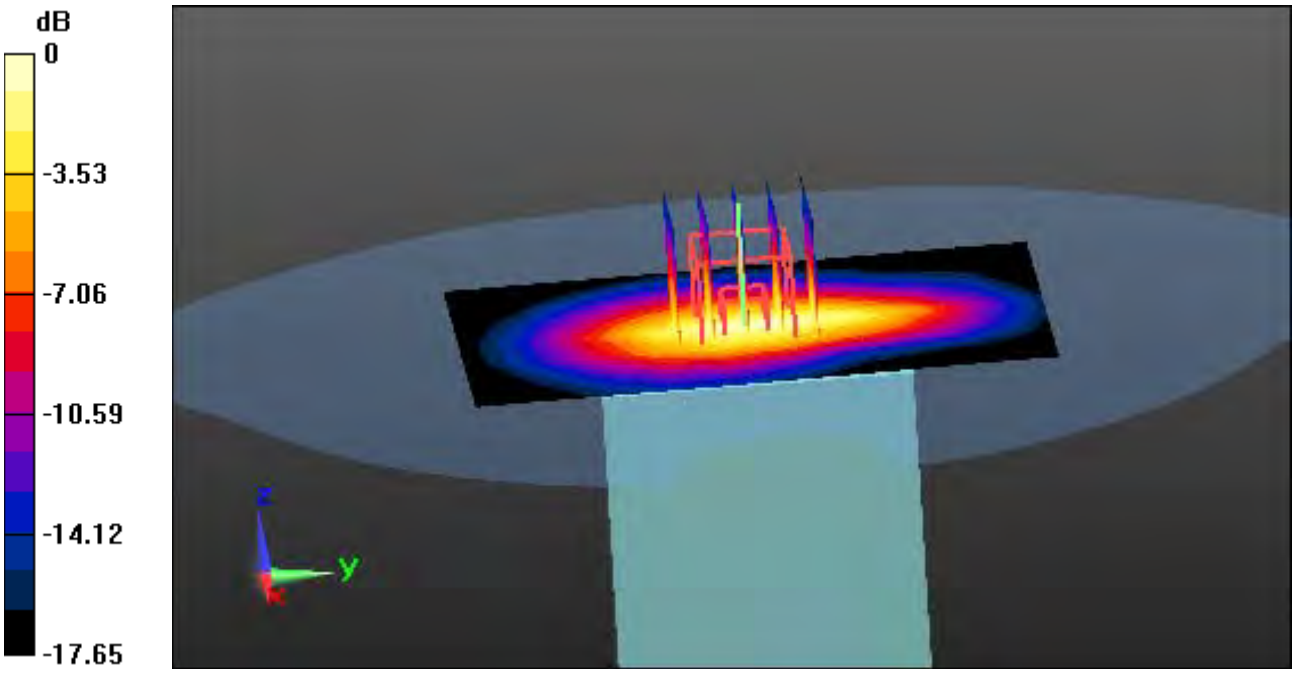

0 dB = 1.44 W/kg

DT&C Co., Ltd.

DUT: LM-Q710FA; Type: Bar

Communication System: UID 0, WCDMA 1700 (0); Frequency: 1732.4 MHz;Duty Cycle: 1:1
Medium parameters used: f = 1732.4 MHz; σ = 1.481 S/m; ε_r = 52.972; ρ = 1000 kg/m^3
Phantom section: Flat Section

DASY5 Configuration:
Probe: EX3DV4 - SN3866; ConvF(8.16, 8.16, 8.16); Calibrated: 5/31/2017; Electronics: DAE4 Sn1453
Sensor-Surface: 2mm (Mechanical Surface Detection)
Phantom: SAM (30deg probe tilt) with CRP v5.0(Right); Type: QD000P40CD; Serial: TP:1220
Measurement SW: DASY52, Version 52.8 (8); SEMCAD X Version 14.6.10 (7331)

Test Date: 2018-04-11; Ambient Temp: 21.4; Tissue Temp: 21.1

1.0 cm space from Body, Bottom, WCDMA1700 Ch. 1412, Ant Internal

Area Scan (7x10x1): Measurement grid: dx=15mm, dy=15mm
Zoom Scan (5x5x7)/Cube 0: Measurement grid: dx=8mm, dy=8mm, dz=5mm
Power Drift = 0.07 dB
Peak SAR (extrapolated) = 0.590 W/kg
SAR(1 g) = 0.355 W/kg; SAR(10 g) = 0.204 W/kg

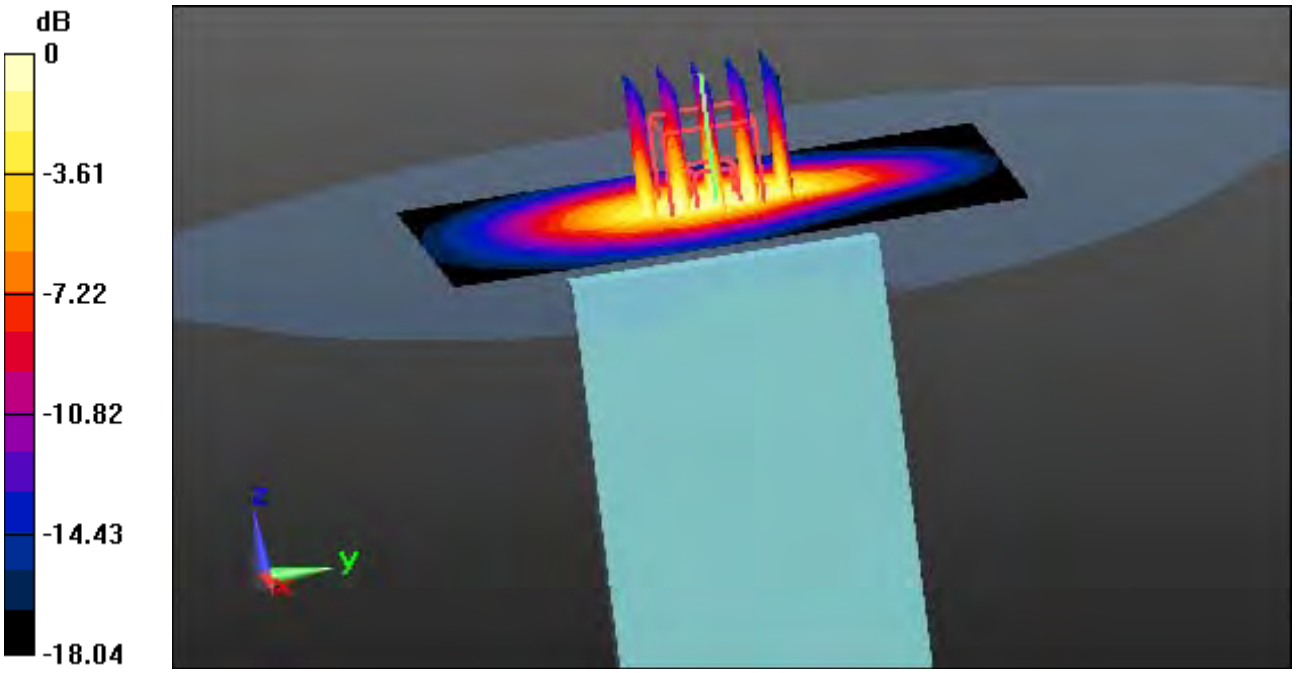

0 dB = 0.481 W/kg

DT&C Co., Ltd.

DUT: LM-Q710FA; Type: Bar

Communication System: UID 0, WCDMA 1900 (0); Frequency: 1880 MHz;Duty Cycle: 1:1
Medium parameters used: f = 1880 MHz; σ = 1.516 S/m; ε_r = 52.889; ρ = 1000 kg/m^3
Phantom section: Flat Section

DASY5 Configuration:
Probe: EX3DV4 - SN3866; ConvF(7.83, 7.83, 7.83); Calibrated: 5/31/2017; Electronics: DAE4 Sn1453
Sensor-Surface: 2mm (Mechanical Surface Detection)
Phantom: SAM (30deg probe tilt) with CRP v5.0(Right); Type: QD000P40CD; Serial: TP:1220
Measurement SW: DASY52, Version 52.8 (8); SEMCAD X Version 14.6.10 (7331)

Test Date: 2018-04-10; Ambient Temp: 21.6; Tissue Temp: 21.9

1.0 cm space from Body, Bottom, WCDMA1900 Ch. 9400, Ant Internal

Area Scan (7x10x1): Measurement grid: dx=15mm, dy=15mm
Zoom Scan (5x5x7)/Cube 0: Measurement grid: dx=8mm, dy=8mm, dz=5mm
Power Drift = 0.14 dB
Peak SAR (extrapolated) = 0.458 W/kg
SAR(1 g) = 0.267 W/kg; SAR(10 g) = 0.147 W/kg

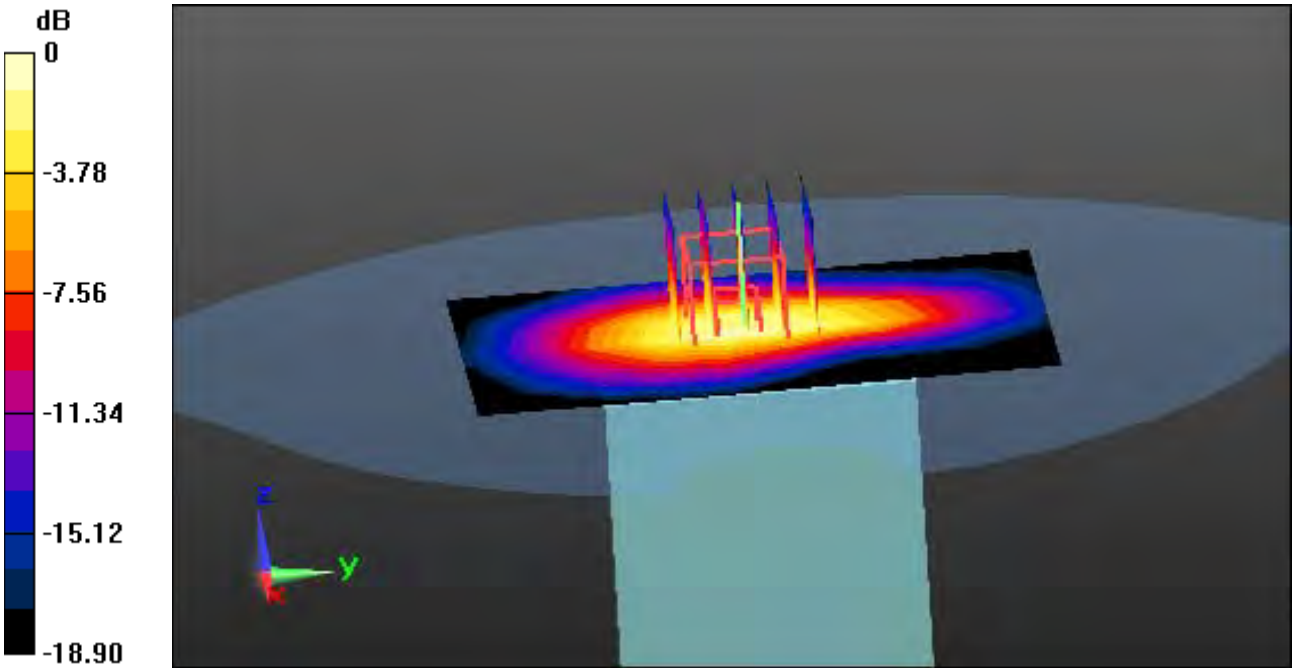

0 dB = 0.369 W/kg

DT&C Co., Ltd.

DUT: LM-Q710FA; Type: Bar

Communication System: UID 0, LTE Band 66 (0); Frequency: 1745 MHz;Duty Cycle: 1:1
Medium parameters used: f = 1745 MHz; σ = 1.491 S/m; ε_r = 52.917; ρ = 1000 kg/m^3
Phantom section: Flat Section

DASY5 Configuration:
Probe: EX3DV4 - SN3866; ConvF(8.16, 8.16, 8.16); Calibrated: 5/31/2017; Electronics: DAE4 Sn1453
Sensor-Surface: 2mm (Mechanical Surface Detection)
Phantom: SAM (30deg probe tilt) with CRP v5.0(Right); Type: QD000P40CD; Serial: TP:1220
Measurement SW: DASY52, Version 52.8 (8); SEMCAD X Version 14.6.10 (7331)

Test Date: 2018-04-11; Ambient Temp: 21.4; Tissue Temp: 21.1

1.0 cm space from Body, Bottom, LTE Band 66 Ch. 132322, Ant Internal

Mode : BandWidth 20 MHz, QPSK, RB Size: 1

Area Scan (7x10x1): Measurement grid: dx=15mm, dy=15mm
Zoom Scan (5x5x7)/Cube 0: Measurement grid: dx=8mm, dy=8mm, dz=5mm
Power Drift = -0.07 dB
Peak SAR (extrapolated) = 1.35 W/kg
SAR(1 g) = 0.821 W/kg; SAR(10 g) = 0.471 W/kg

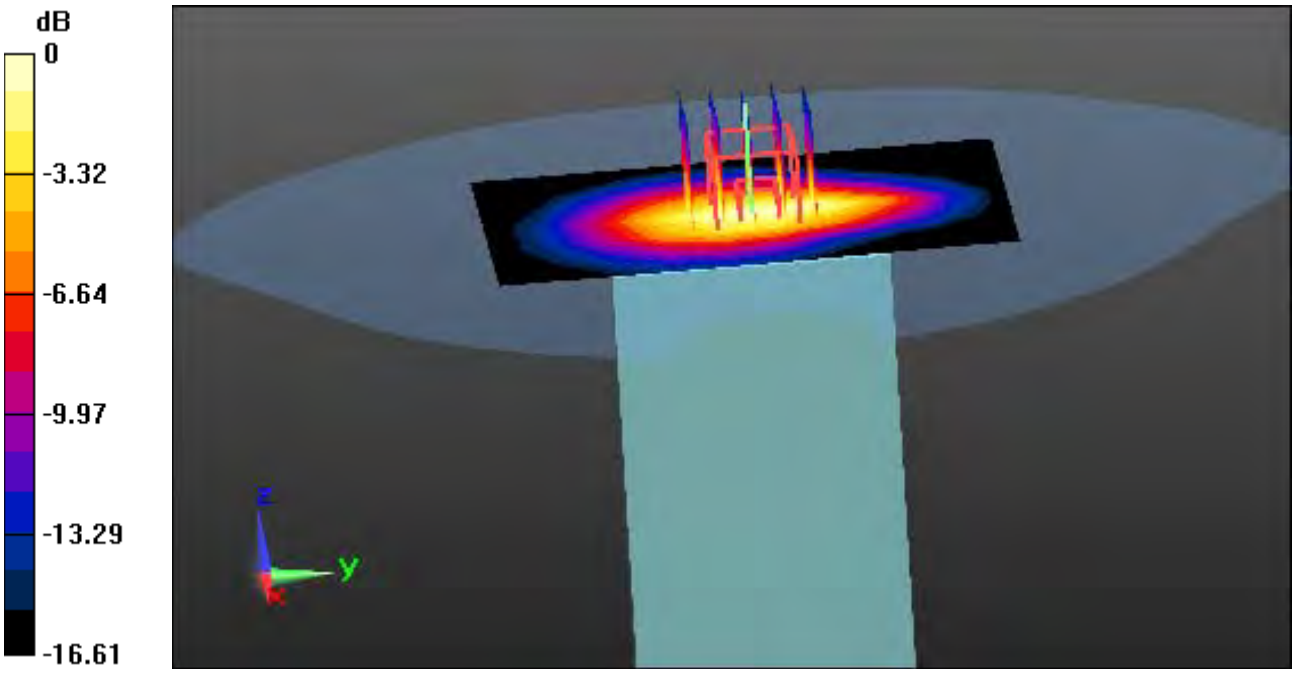

0 dB = 1.11 W/kg

DT&C Co., Ltd.

DUT: LM-Q710FA; Type: Bar

Communication System: UID 0, LTE Band 2(FCC) (0); Frequency: 1900 MHz;Duty Cycle: 1:1
Medium parameters used: f = 1900 MHz; σ = 1.539 S/m; ε_r = 52.809; ρ = 1000 kg/m^3
Phantom section: Flat Section

DASY5 Configuration:
Probe: EX3DV4 - SN3866; ConvF(7.83, 7.83, 7.83); Calibrated: 5/31/2017; Electronics: DAE4 Sn1453
Sensor-Surface: 2mm (Mechanical Surface Detection)
Phantom: SAM (30deg probe tilt) with CRP v5.0(Right); Type: QD000P40CD; Serial: TP:1220
Measurement SW: DASY52, Version 52.8 (8); SEMCAD X Version 14.6.10 (7331)

Test Date: 2018-04-10; Ambient Temp: 21.6; Tissue Temp: 21.9

1.0 cm space from Body, Bottom, LTE Band 2 Ch. 19100, Ant Internal

Mode : BandWidth 20 MHz, QPSK, RB Size: 1

Area Scan (7x10x1): Measurement grid: dx=15mm, dy=15mm
Zoom Scan (5x5x7)/Cube 0: Measurement grid: dx=8mm, dy=8mm, dz=5mm
Power Drift = -0.05 dB
Peak SAR (extrapolated) = 0.961 W/kg
SAR(1 g) = 0.556 W/kg; SAR(10 g) = 0.307 W/kg

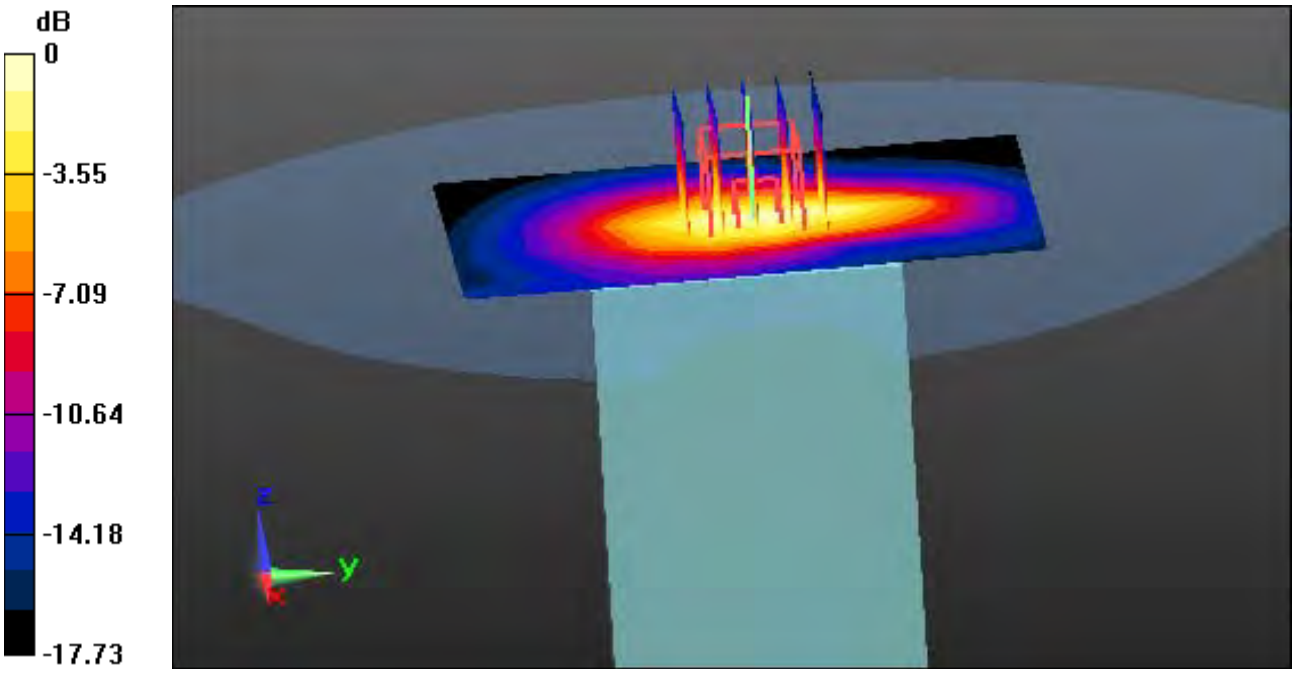

0 dB = 0.772 W/kg

DT&C Co., Ltd.

DUT: LM-Q710FA; Type: Bar

Communication System: UID 0, LTE Band 7(FCC) (0); Frequency: 2535 MHz;Duty Cycle: 1:1
Medium parameters used: f = 2535 MHz; σ = 2.057 S/m; ε_r = 52.483; ρ = 1000 kg/m^3
Phantom section: Flat Section

DASY5 Configuration:
Probe: EX3DV4 - SN3866; ConvF(7.21, 7.21, 7.21); Calibrated: 5/31/2017; Electronics: DAE4 Sn1453
Sensor-Surface: 2mm (Mechanical Surface Detection)
Phantom: SAM (30deg probe tilt) with CRP v5.0(Right); Type: QD000P40CD; Serial: TP:1220
Measurement SW: DASY52, Version 52.8 (8); SEMCAD X Version 14.6.10 (7331)

Test Date: 2018-04-05; Ambient Temp: 21.4; Tissue Temp: 21.0

1.0 cm space from Body, Bottom, LTE Band 7 Ch. 21100, Ant Internal

Mode : BandWidth 20 MHz, QPSK, RB Size: 1

Area Scan (9x12x1): Measurement grid: dx=12mm, dy=12mm
Zoom Scan (7x7x7)/Cube 0: Measurement grid: dx=5mm, dy=5mm, dz=5mm
Power Drift = 0.03 dB
Peak SAR (extrapolated) = 0.778 W/kg
SAR(1 g) = 0.399 W/kg; SAR(10 g) = 0.201 W/kg

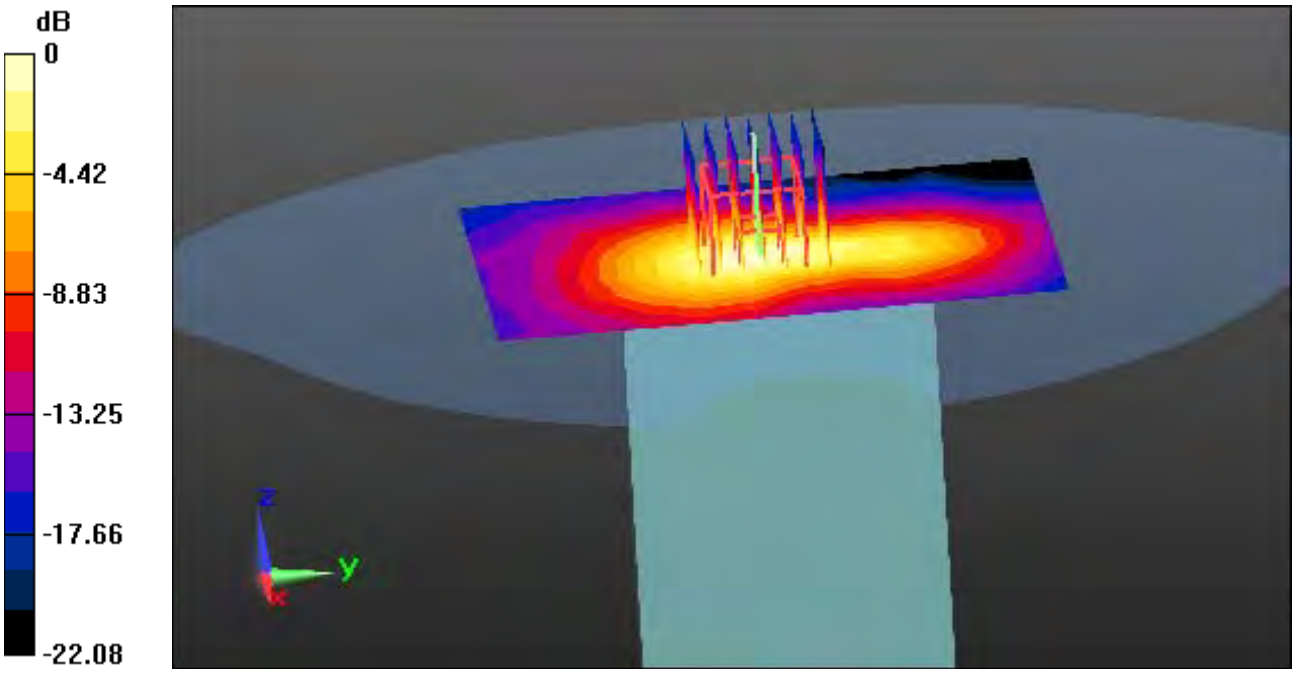

0 dB = 0.576 W/kg

DT&C Co., Ltd.

DUT: LM-Q710FA; Type: Bar

Communication System: UID 0, W-LAN 2.4G(802.11b/g/n20, 40) (0); Frequency: 2437 MHz;Duty Cycle: 1:1
Medium parameters used: f = 2437 MHz; σ = 1.894 S/m; ε_r = 51.123; ρ = 1000 kg/m^3
Phantom section: Flat Section

DASY5 Configuration:
Probe: EX3DV4 - SN3866; ConvF(7.56, 7.56, 7.56); Calibrated: 5/31/2017; Electronics: DAE4 Sn1453
Sensor-Surface: 2mm (Mechanical Surface Detection)
Phantom: SAM (30deg probe tilt) with CRP v5.0(Right); Type: QD000P40CD; Serial: TP:1220
Measurement SW: DASY52, Version 52.8 (8); SEMCAD X Version 14.6.10 (7331)

Test Date: 2018-03-28; Ambient Temp: 21.2; Tissue Temp: 21.0

1.0 cm space from Body, Left, W-LAN(802.11b - 2.4G) Ch. 6, Ant Internal

Area Scan (7x16x1): Measurement grid: dx=12mm, dy=12mm
Zoom Scan (7x7x7)/Cube 0: Measurement grid: dx=5mm, dy=5mm, dz=5mm
Power Drift = -0.16 dB
Peak SAR (extrapolated) = 0.735 W/kg
SAR(1 g) = 0.367 W/kg; SAR(10 g) = 0.174 W/kg

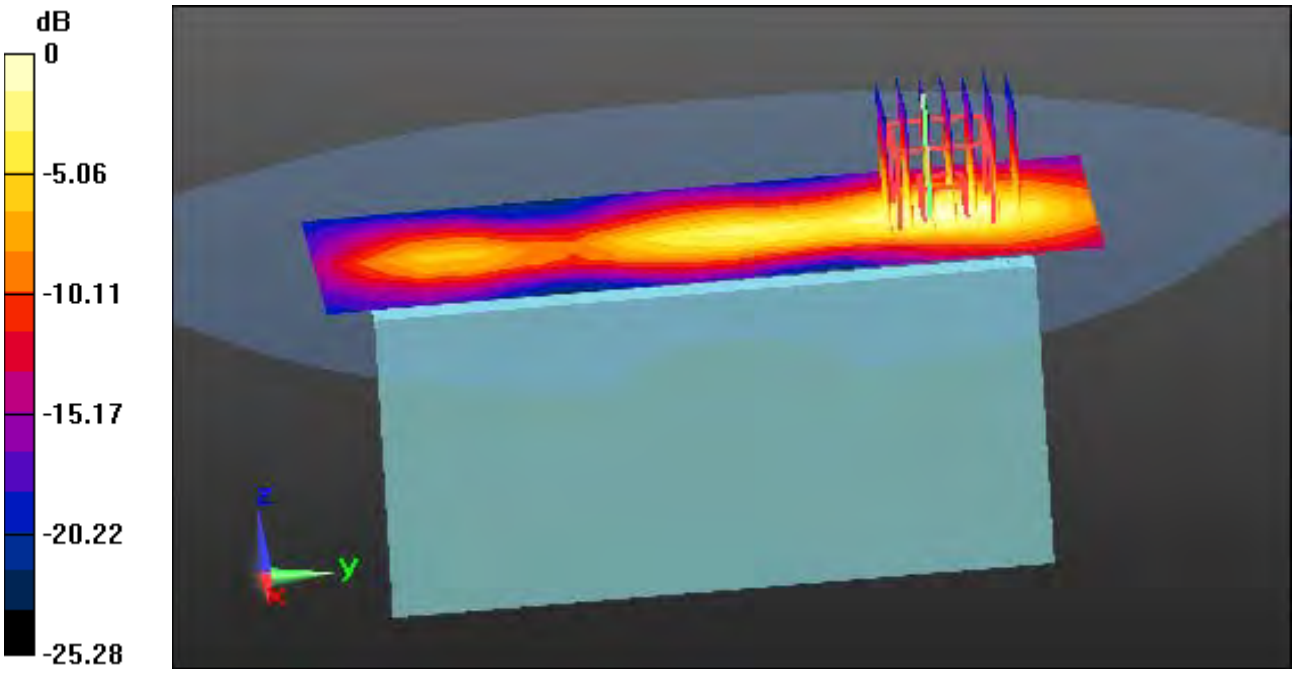

0 dB = 0.542 W/kg

DT&C Co., Ltd.

DUT: LM-Q710FA; Type: Bar

Communication System: UID 0, Bluetooth (0); Frequency: 2441 MHz;Duty Cycle: 1:1.3
Medium parameters used: f = 2441 MHz; σ = 1.899 S/m; ε_r = 51.111; ρ = 1000 kg/m^3
Phantom section: Flat Section

DASY5 Configuration:
Probe: EX3DV4 - SN3866; ConvF(7.56, 7.56, 7.56); Calibrated: 5/31/2017; Electronics: DAE4 Sn1453
Sensor-Surface: 2mm (Mechanical Surface Detection)
Phantom: SAM (30deg probe tilt) with CRP v5.0(Right); Type: QD000P40CD; Serial: TP:1220
Measurement SW: DASY52, Version 52.8 (8); SEMCAD X Version 14.6.10 (7331)

Test Date: 2018-03-28; Ambient Temp: 21.2; Tissue Temp: 21.0

1.0 cm space from Body, Left, Bluetooth 1Mbps Ch. 39, Ant Internal

Area Scan (7x16x1): Measurement grid: dx=12mm, dy=12mm
Zoom Scan (7x7x7)/Cube 0: Measurement grid: dx=5mm, dy=5mm, dz=5mm
Power Drift = -0.11 dB
Peak SAR (extrapolated) = 0.118 W/kg
SAR(1 g) = 0.050 W/kg; SAR(10 g) = 0.022 W/kg

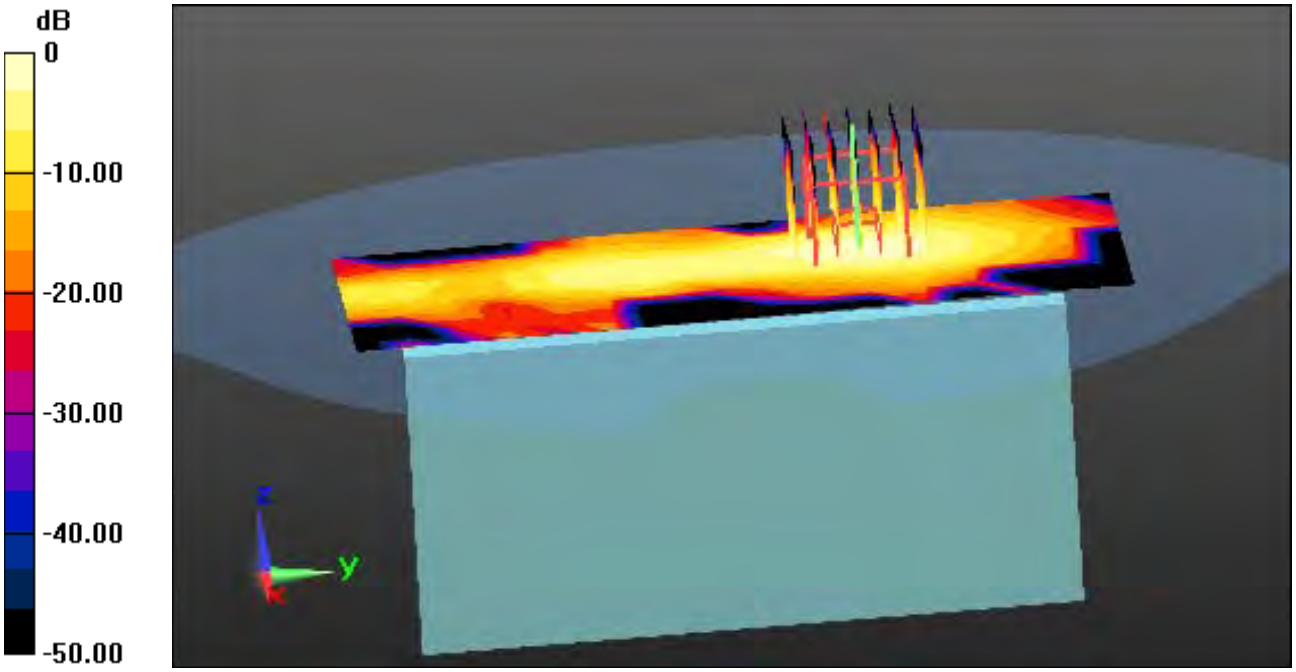

0 dB = 0.0794 W/kg