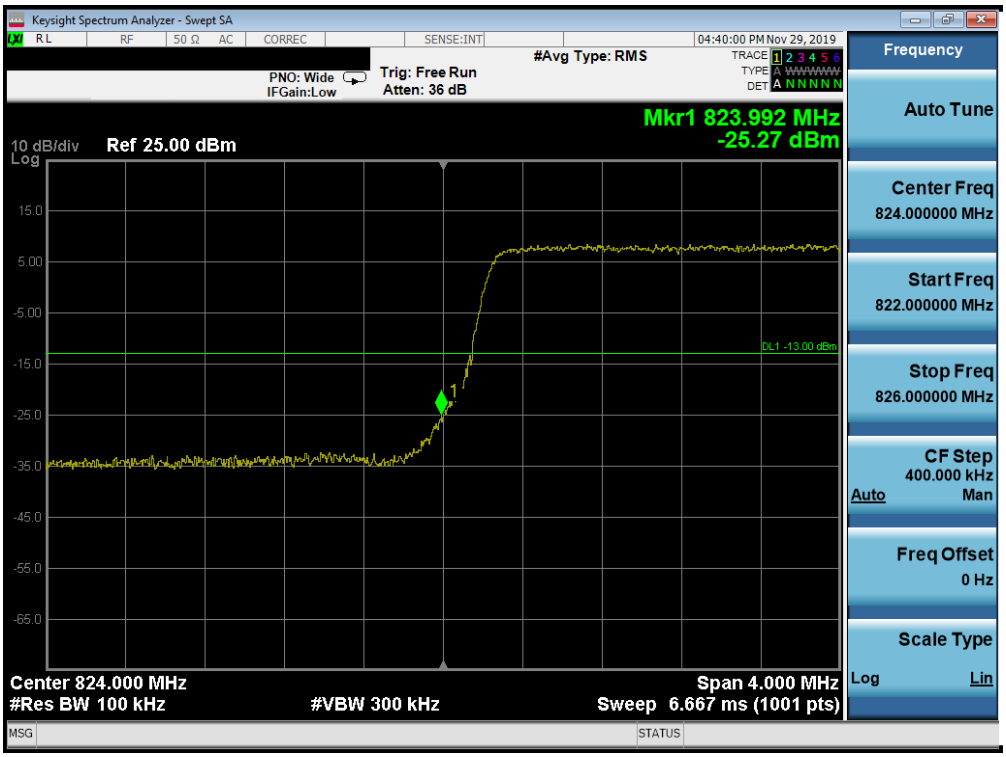

Plot 7-266. Lower Band Edge Plot (Band 26/5 - 5.0MHz QPSK - Full RB Configuration)

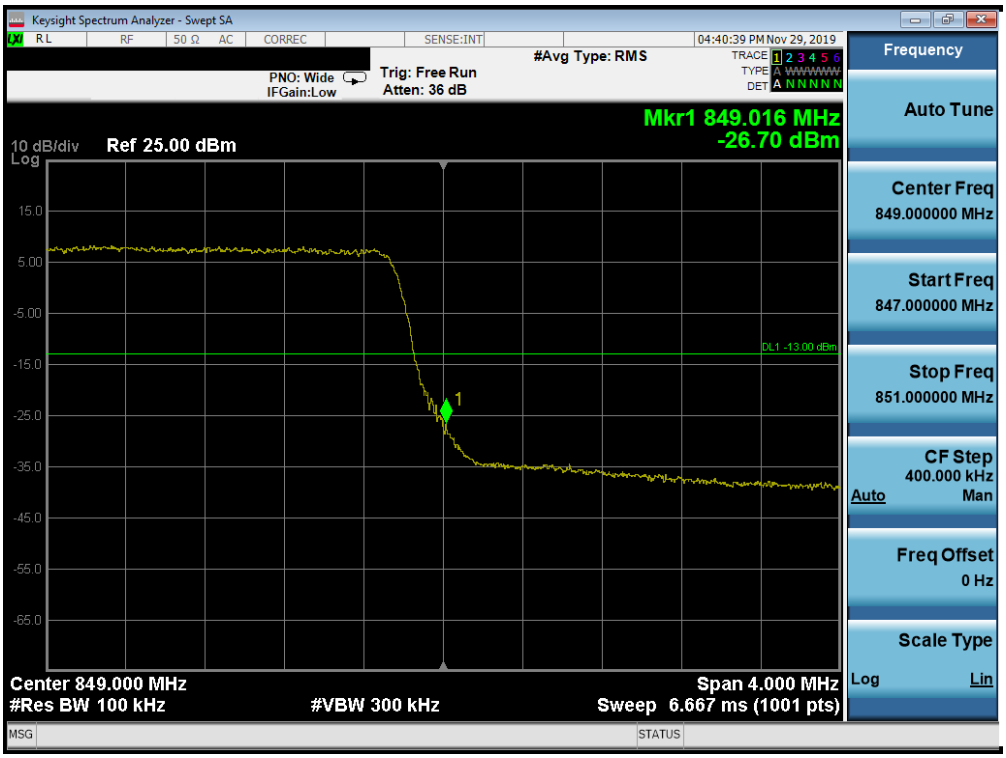

Plot 7-267. Upper Band Edge Plot (Band 26/5 - 5.0MHz QPSK - Full RB Configuration)

© 2020 PCTEST
All rights reserved. Unless otherwise specified, no part of this report may be reproduced or utilized in any part, form or by any means, electronic or mechanical, including photocopying and microfilm, without permission in writing from PCTEST. If you have any questions about this international copyright or have an enquiry about obtaining additional rights to this report or assembly of contents thereof, please contact INFO@PCTEST.COM.

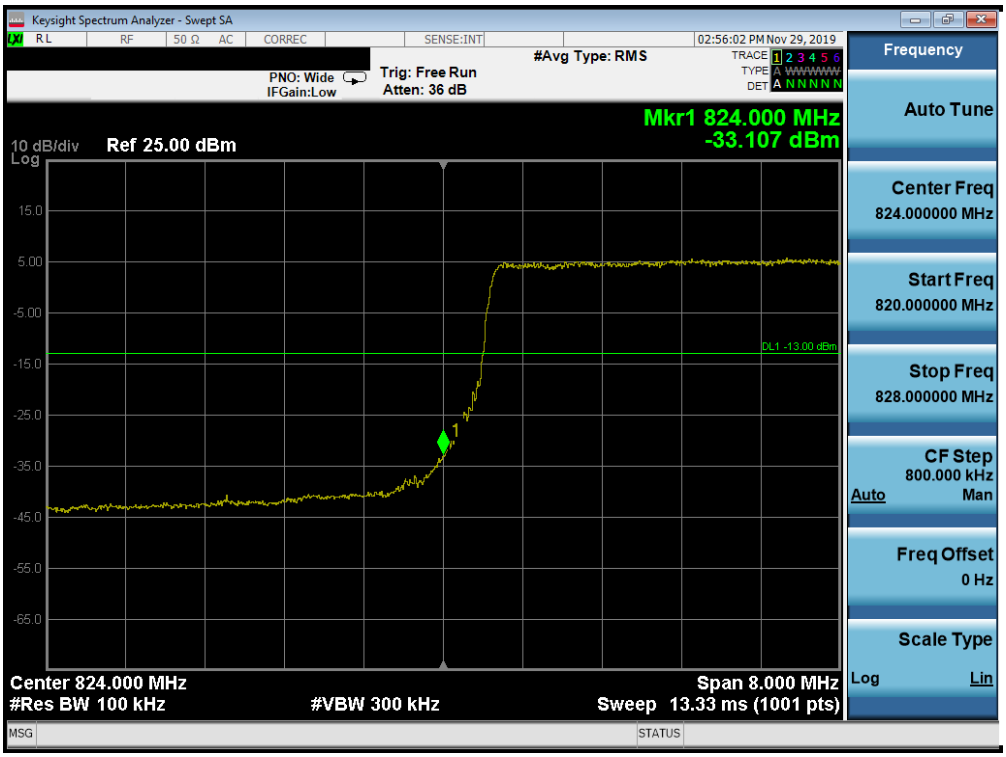

Plot 7-268. Lower Band Edge Plot (Band 26/5 - 10.0MHz QPSK - Full RB Configuration)

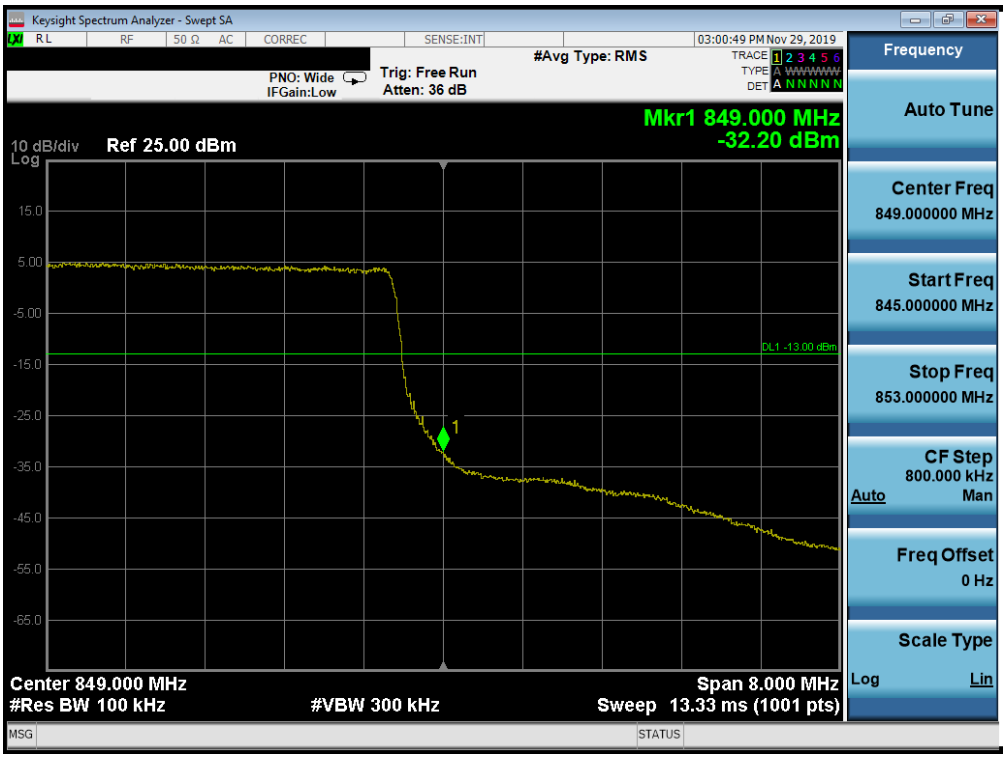

Plot 7-269. Upper Band Edge Plot (Band 26/5 - 10.0MHz QPSK - Full RB Configuration)

© 2020 PCTEST V 9.0 02/01/2019
All rights reserved. Unless otherwise specified, no part of this report may be reproduced or utilized in any part, form or by any means, electronic or mechanical, including photocopying and microfilm, without permission in writing from PCTEST. If you have any questions about this international copyright or have an enquiry about obtaining additional rights to this report or assembly of contents thereof, please contact INFO@PCTEST.COM.

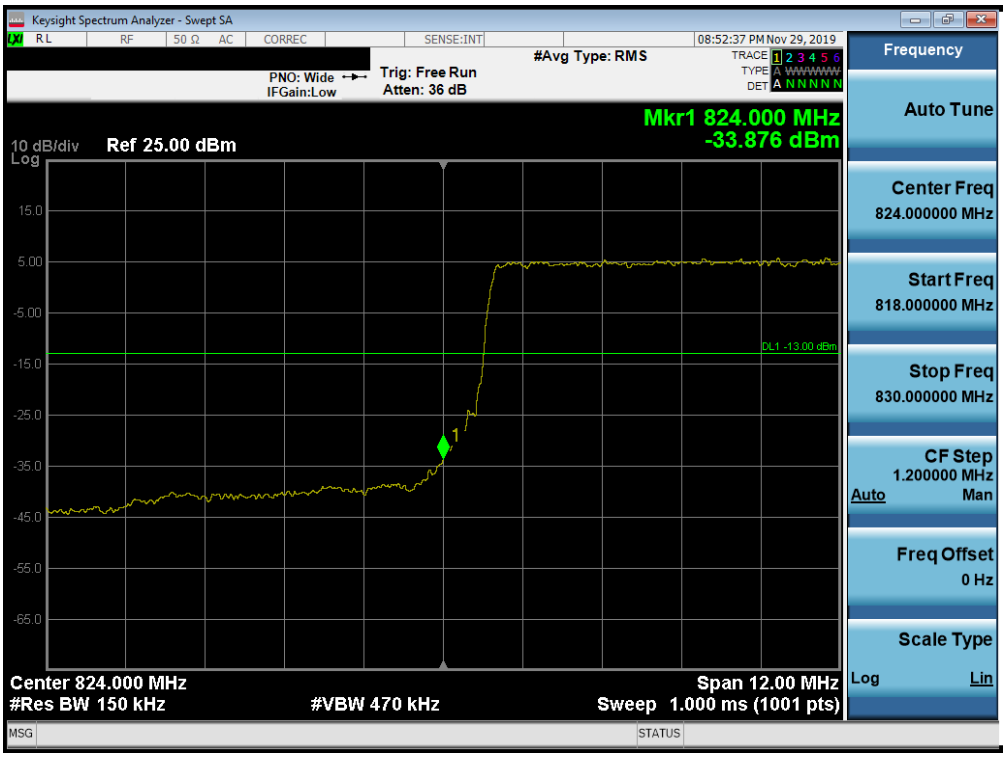

Plot 7-270. Lower Band Edge Plot (Band 26 - 15.0MHz QPSK - Full RB Configuration)

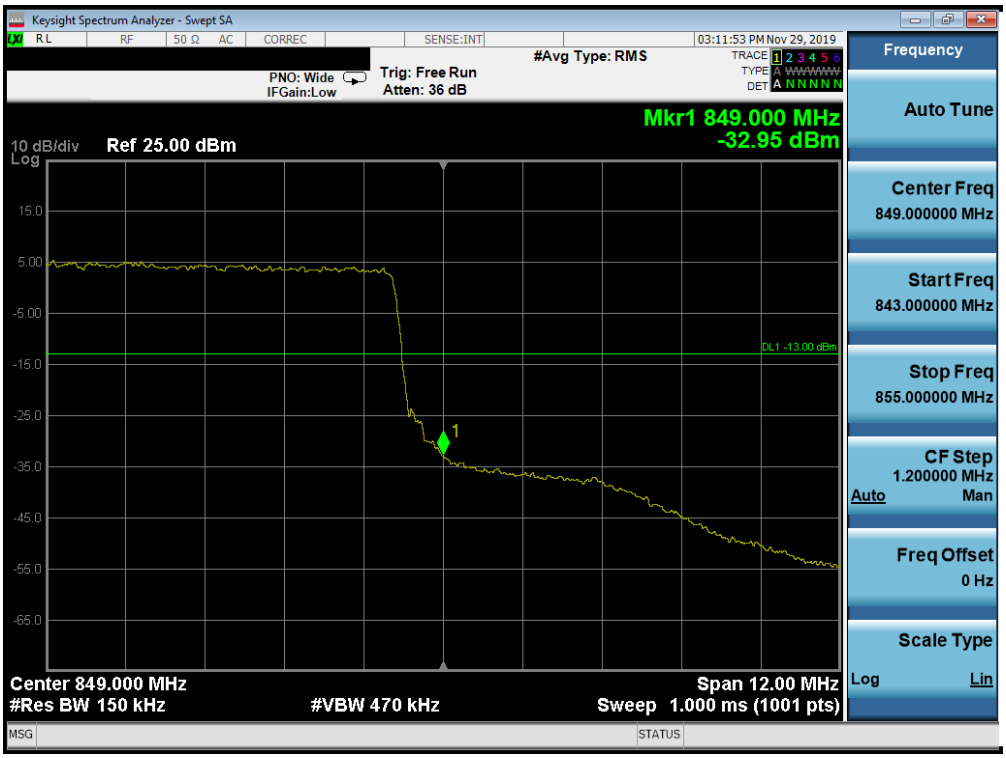

Plot 7-271. Upper Band Edge Plot (Band 26 - 15.0MHz QPSK - Full RB Configuration)

© 2020 PCTEST V 9.0 02/01/2019

All rights reserved. Unless otherwise specified, no part of this report may be reproduced or utilized in any part, form or by any means, electronic or mechanical, including photocopying and microfilm, without permission in writing from PCTEST. If you have any questions about this international copyright or have an enquiry about obtaining additional rights to this report or assembly of contents thereof, please contact INFO@PCTEST.COM.

Band 66/4

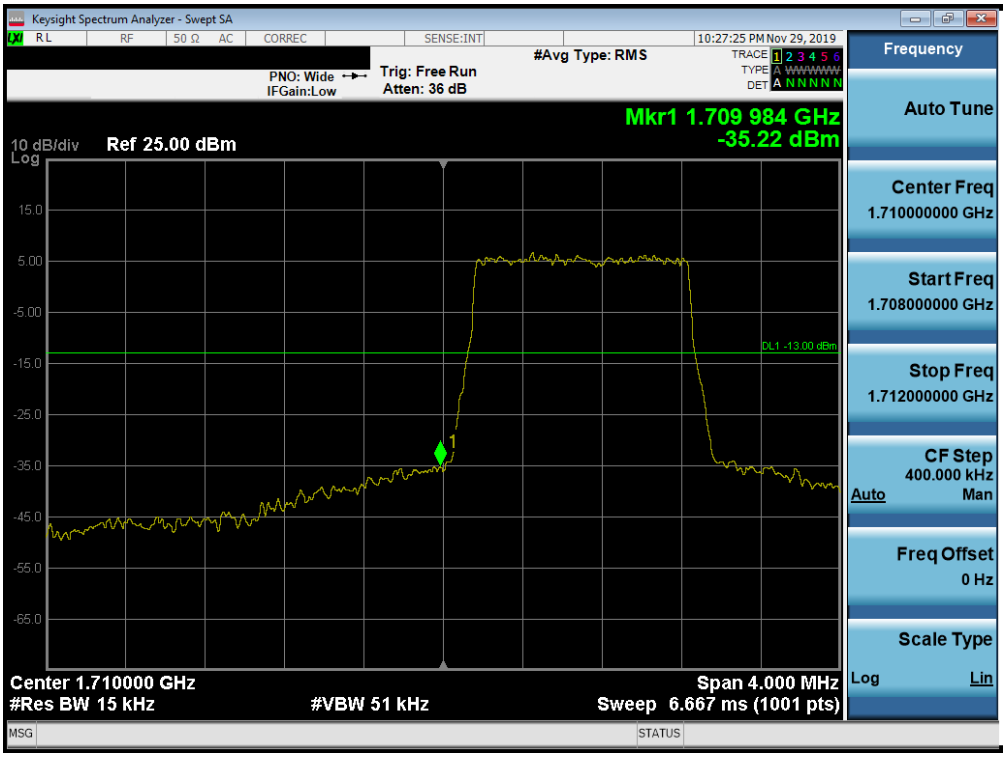

Plot 7-272. Lower Band Edge Plot (Band 66/4 - 1.4MHz QPSK - Full RB Configuration)

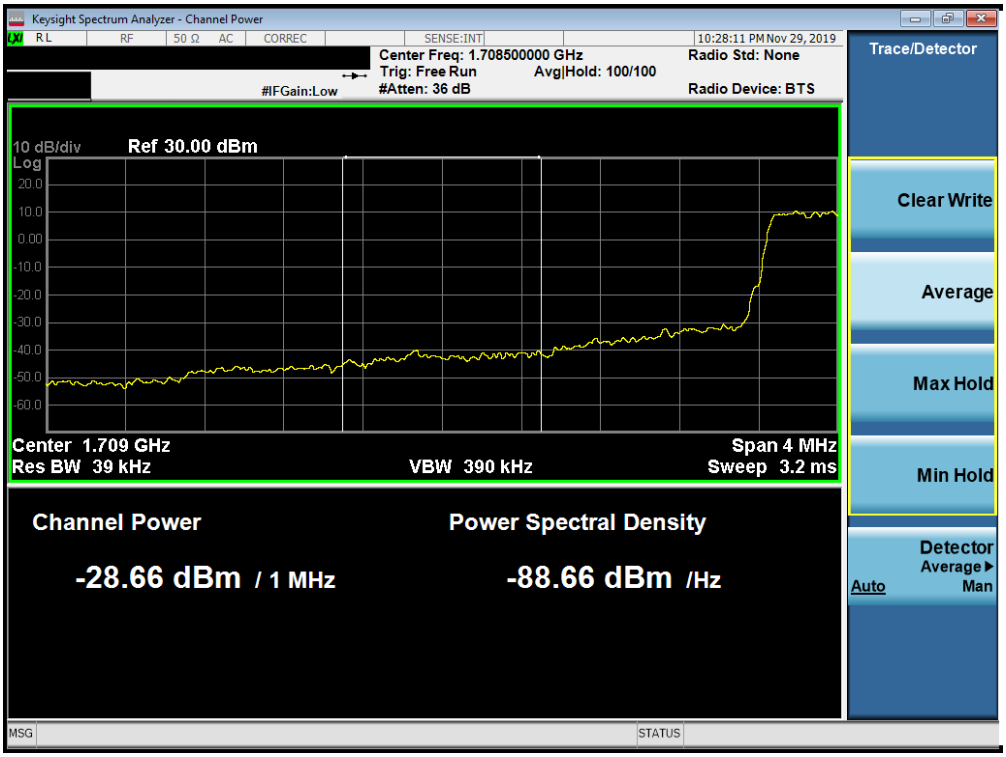

Plot 7-273. Lower Extended Band Edge Plot (Band 66/4 - 1.4MHz QPSK - Full RB Configuration)

© 2020 PCTEST
All rights reserved. Unless otherwise specified, no part of this report may be reproduced or utilized in any part, form or by any means, electronic or mechanical, including photocopying and microfilm, without permission in writing from PCTEST. If you have any questions about this international copyright or have an enquiry about obtaining additional rights to this report or assembly of contents thereof, please contact INFO@PCTEST.COM.

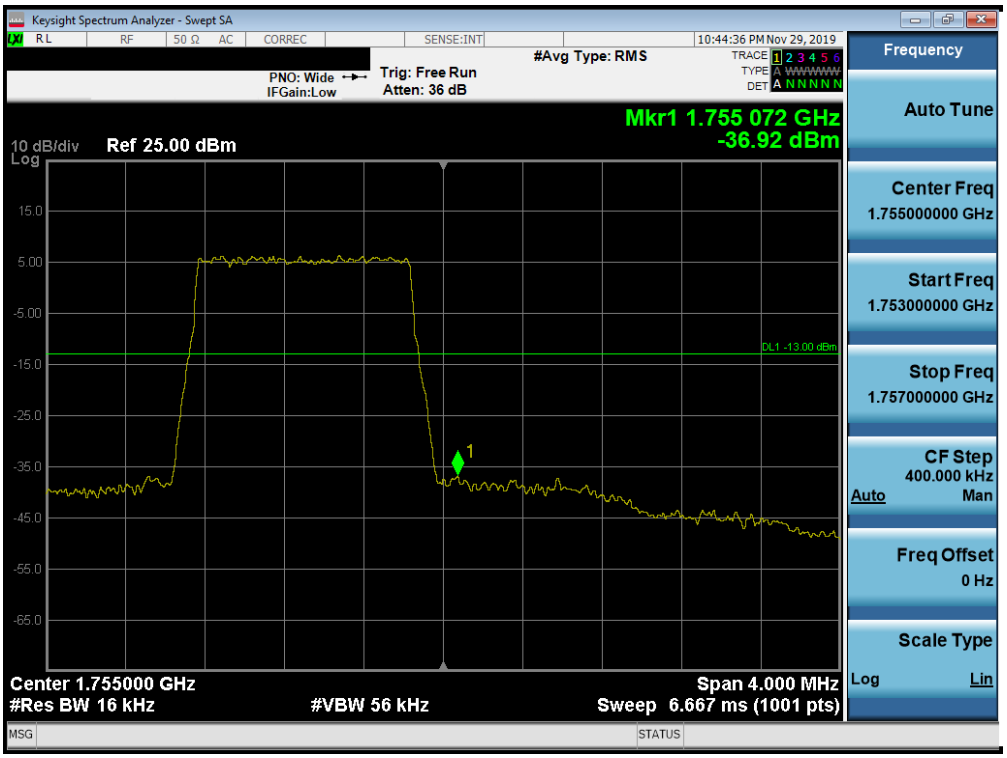

Plot 7-274. Upper Band Edge Plot (Band 4 - 1.4MHz QPSK - Full RB Configuration)

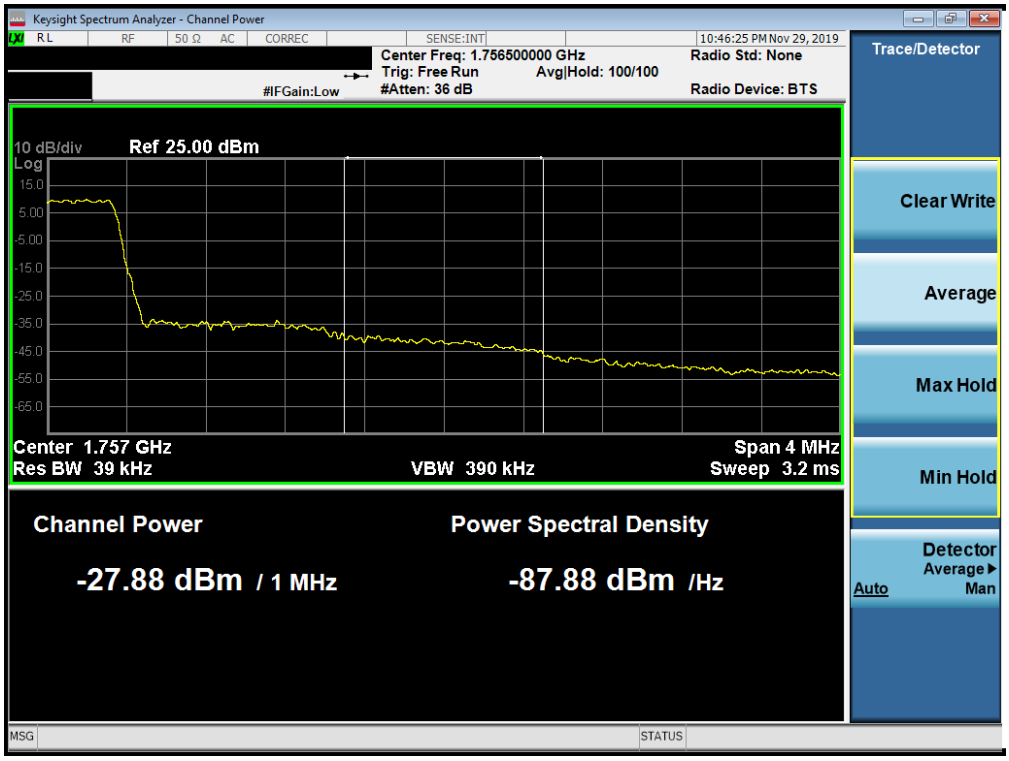

Plot 7-275. Upper Extended Band Edge Plot (Band 4 - 1.4MHz QPSK - Full RB Configuration)

© 2020 PCTEST
All rights reserved. Unless otherwise specified, no part of this report may be reproduced or utilized in any part, form or by any means, electronic or mechanical, including photocopying and microfilm, without permission in writing from PCTEST. If you have any questions about this international copyright or have an enquiry about obtaining additional rights to this report or assembly of contents thereof, please contact INFO@PCTEST.COM.

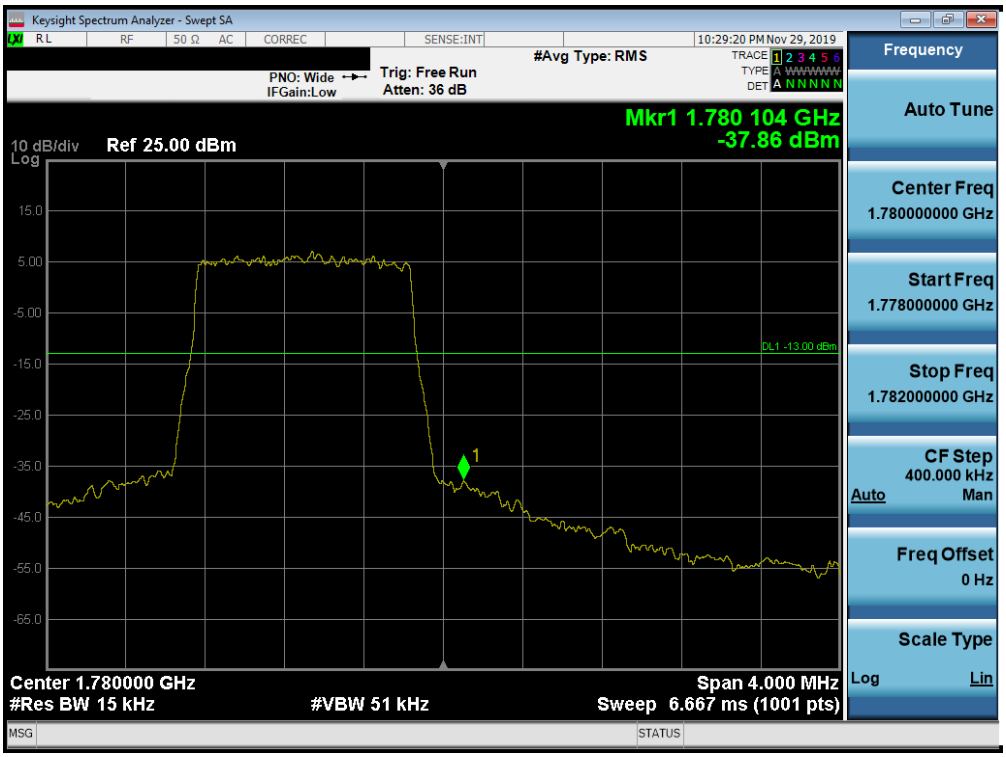

Plot 7-276. Upper Band Edge Plot (Band 66 - 1.4MHz QPSK - Full RB Configuration)

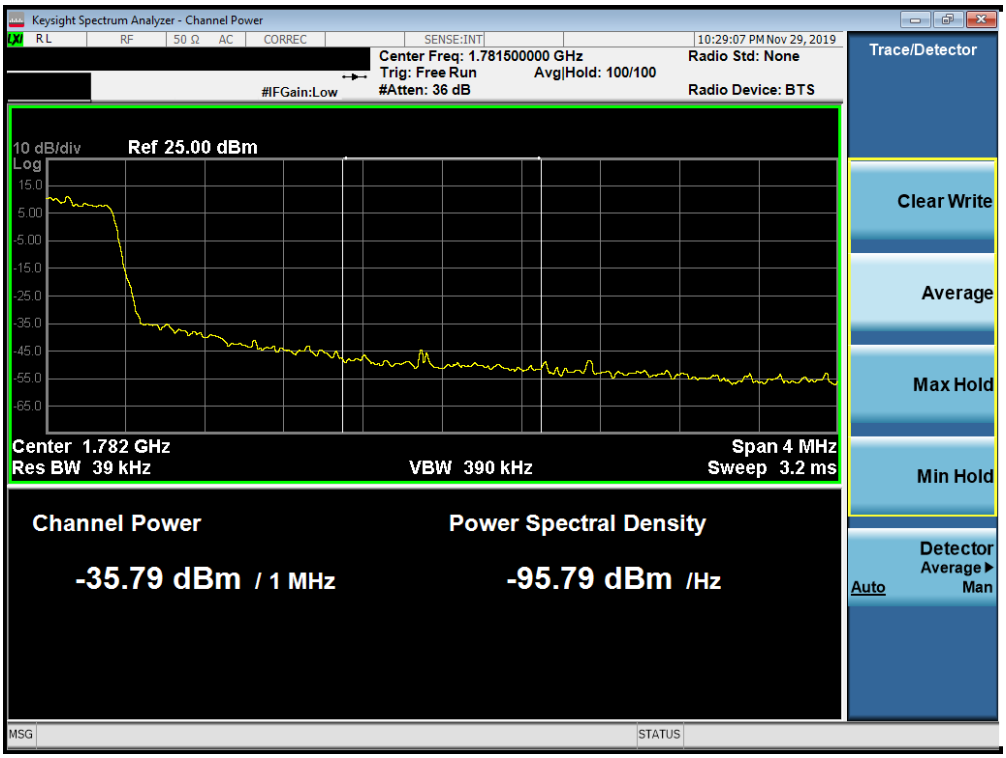

Plot 7-277. Upper Extended Band Edge Plot (Band 66 - 1.4MHz QPSK - Full RB Configuration)

© 2020 PCTEST
All rights reserved. Unless otherwise specified, no part of this report may be reproduced or utilized in any part, form or by any means, electronic or mechanical, including photocopying and microfilm, without permission in writing from PCTEST. If you have any questions about this international copyright or have an enquiry about obtaining additional rights to this report or assembly of contents thereof, please contact INFO@PCTEST.COM.

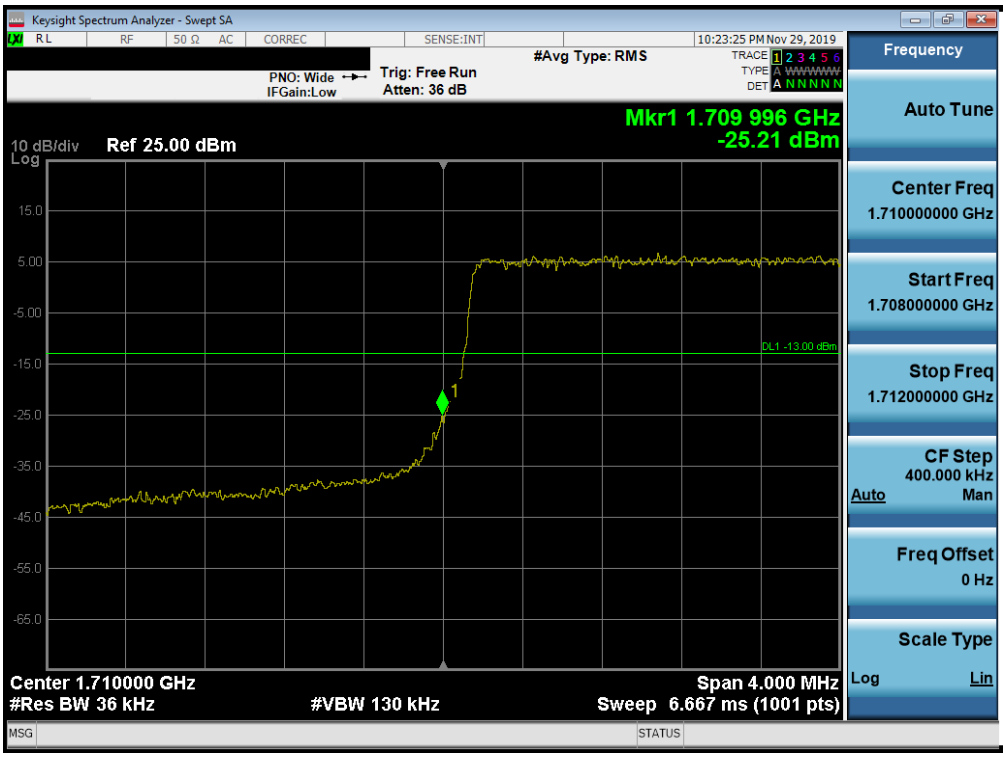

Plot 7-278. Lower Band Edge Plot (Band 66/4 - 3.0MHz QPSK - Full RB Configuration)

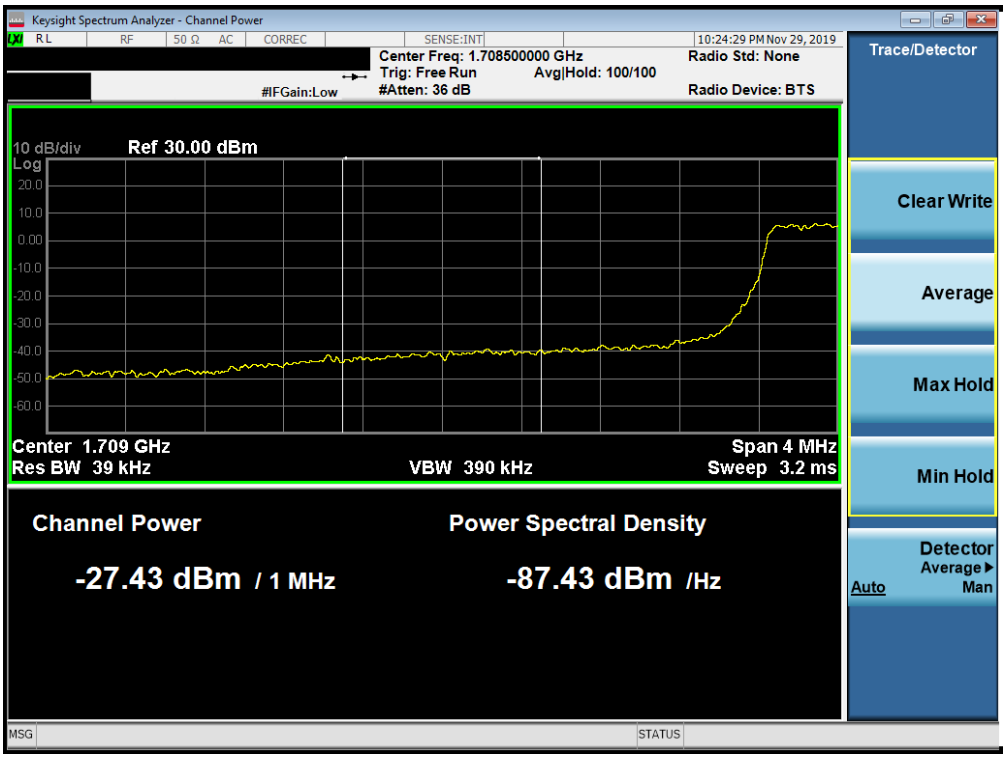

Plot 7-279. Lower Extended Band Edge Plot (Band 66/4 - 3.0MHz QPSK - Full RB Configuration)

© 2020 PCTEST V 9.0 02/01/2019

All rights reserved. Unless otherwise specified, no part of this report may be reproduced or utilized in any part, form or by any means, electronic or mechanical, including photocopying and microfilm, without permission in writing from PCTEST. If you have any questions about this international copyright or have an enquiry about obtaining additional rights to this report or assembly of contents thereof, please contact INFO@PCTEST.COM.

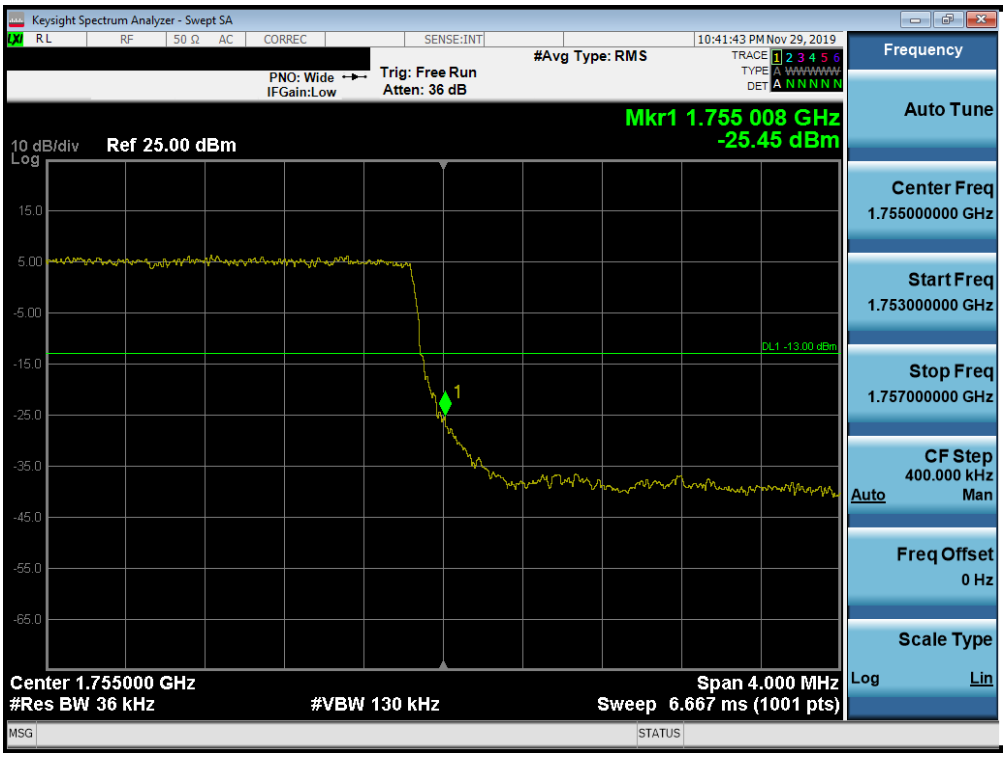

Plot 7-280. Upper Band Edge Plot (Band 4 - 3.0MHz QPSK - Full RB Configuration)

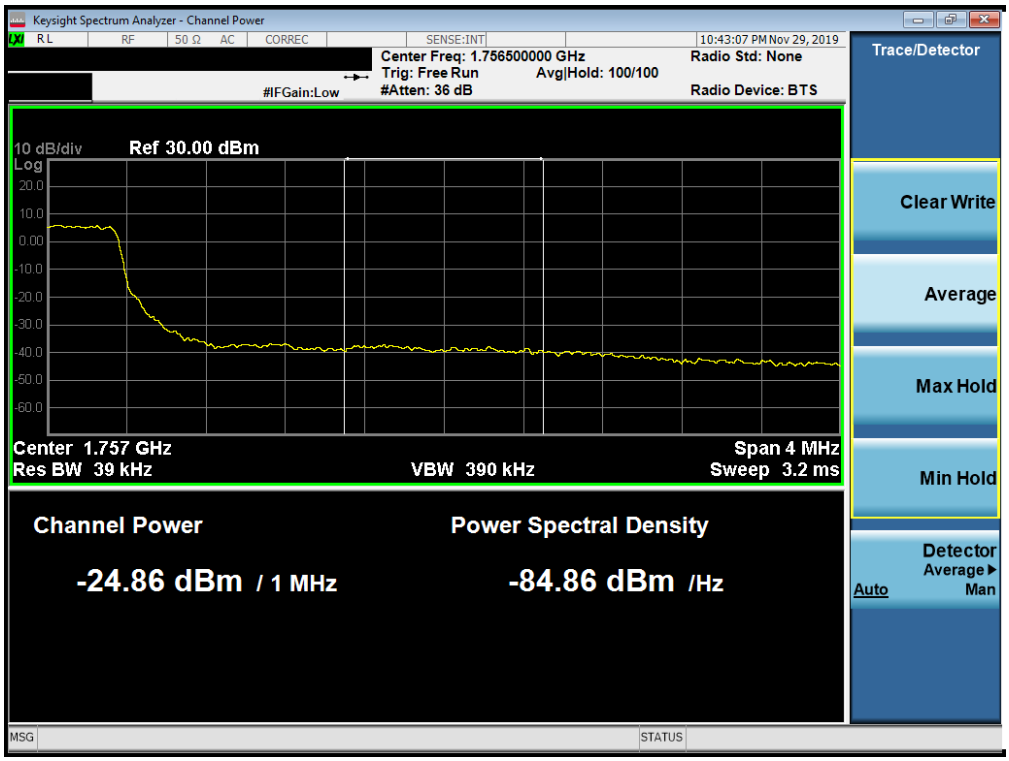

Plot 7-281. Upper Extended Band Edge Plot (Band 4 - 3.0MHz QPSK - Full RB Configuration)

© 2020 PCTEST V 9.0 02/01/2019
All rights reserved. Unless otherwise specified, no part of this report may be reproduced or utilized in any part, form or by any means, electronic or mechanical, including photocopying and microfilm, without permission in writing from PCTEST. If you have any questions about this international copyright or have an enquiry about obtaining additional rights to this report or assembly of contents thereof, please contact INFO@PCTEST.COM.

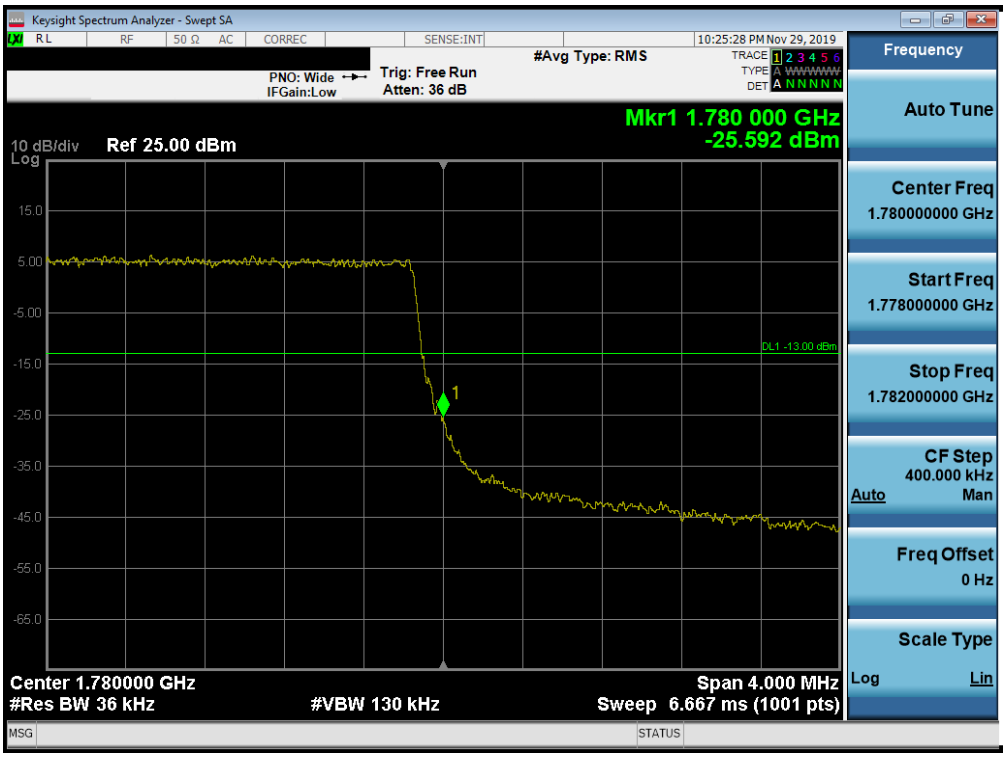

Plot 7-282. Upper Band Edge Plot (Band 66 - 3.0MHz QPSK - Full RB Configuration)

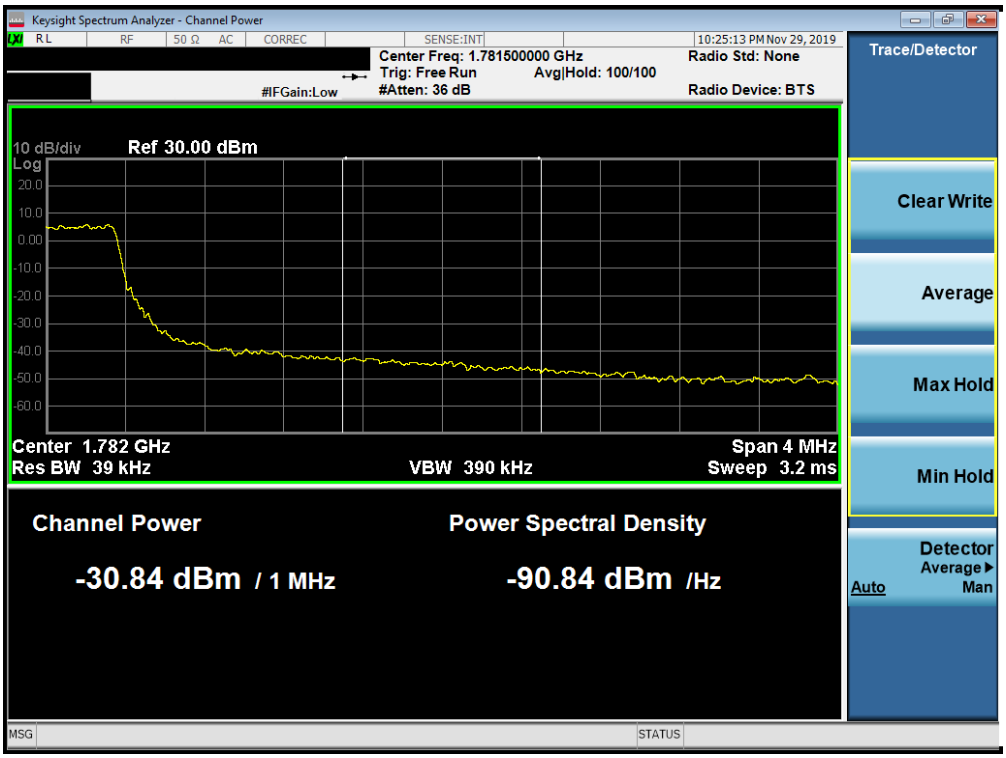

Plot 7-283. Upper Extended Band Edge Plot (Band 66 - 3.0MHz QPSK - Full RB Configuration)

© 2020 PCTEST V 9.0 02/01/2019
All rights reserved. Unless otherwise specified, no part of this report may be reproduced or utilized in any part, form or by any means, electronic or mechanical, including photocopying and microfilm, without permission in writing from PCTEST. If you have any questions about this international copyright or have an enquiry about obtaining additional rights to this report or assembly of contents thereof, please contact INFO@PCTEST.COM.

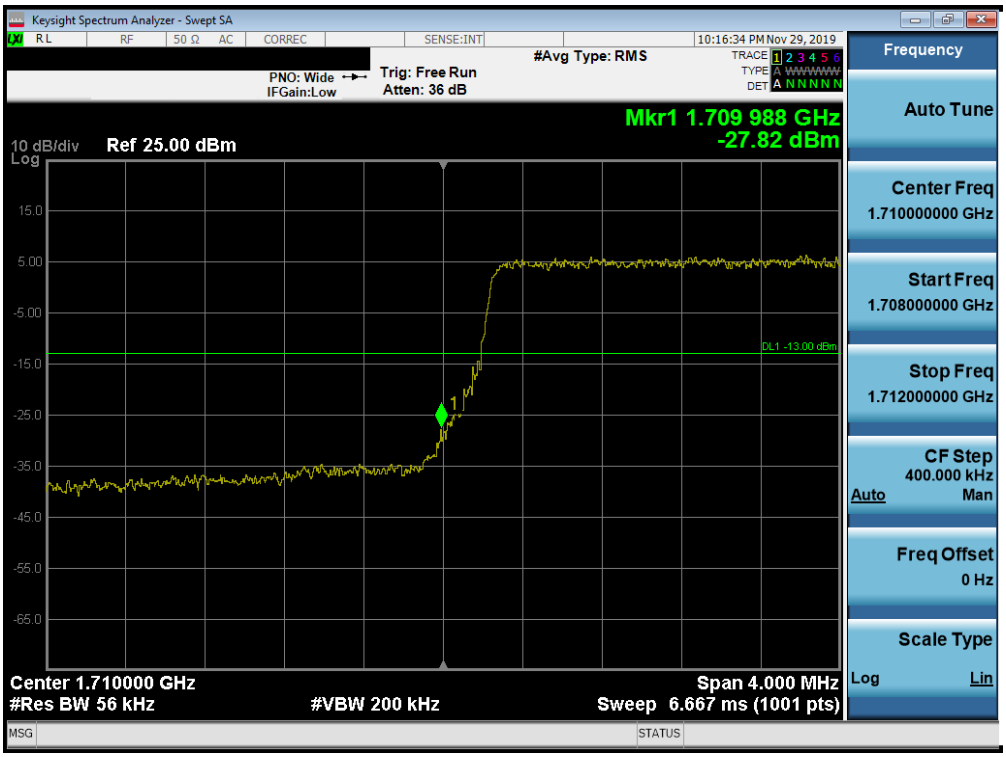

Plot 7-284. Lower Band Edge Plot (Band 66/4 - 5.0MHz QPSK - Full RB Configuration)

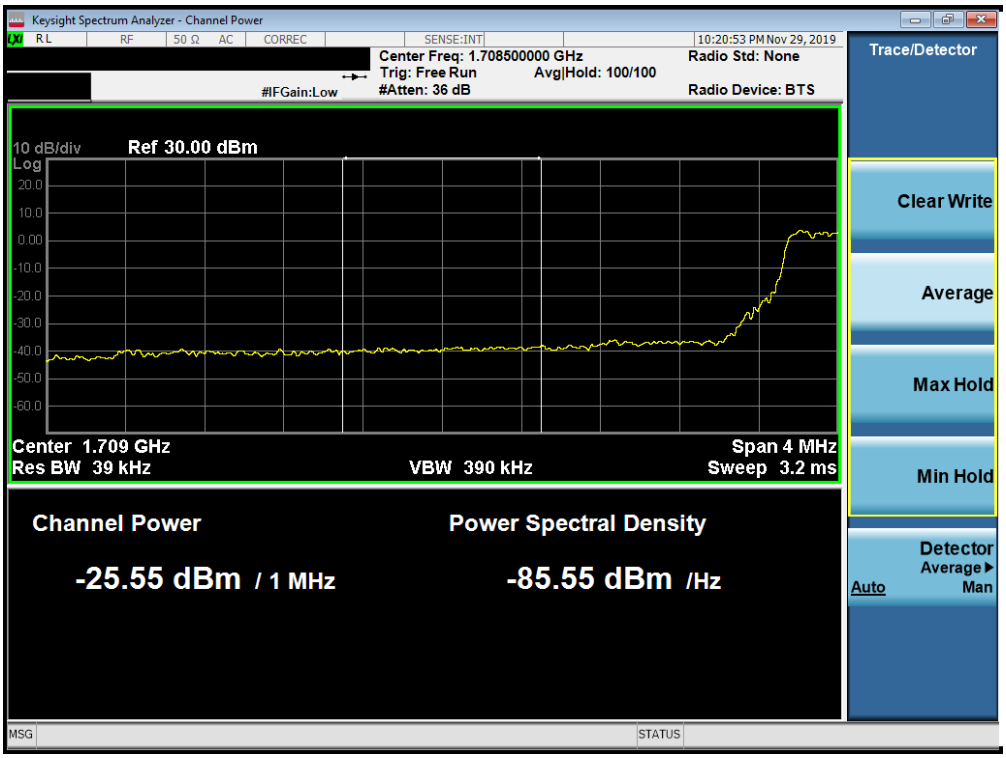

Plot 7-285. Lower Extended Band Edge Plot (Band 66/4 - 5.0MHz QPSK - Full RB Configuration)

© 2020 PCTEST
All rights reserved. Unless otherwise specified, no part of this report may be reproduced or utilized in any part, form or by any means, electronic or mechanical, including photocopying and microfilm, without permission in writing from PCTEST. If you have any questions about this international copyright or have an enquiry about obtaining additional rights to this report or assembly of contents thereof, please contact INFO@PCTEST.COM.

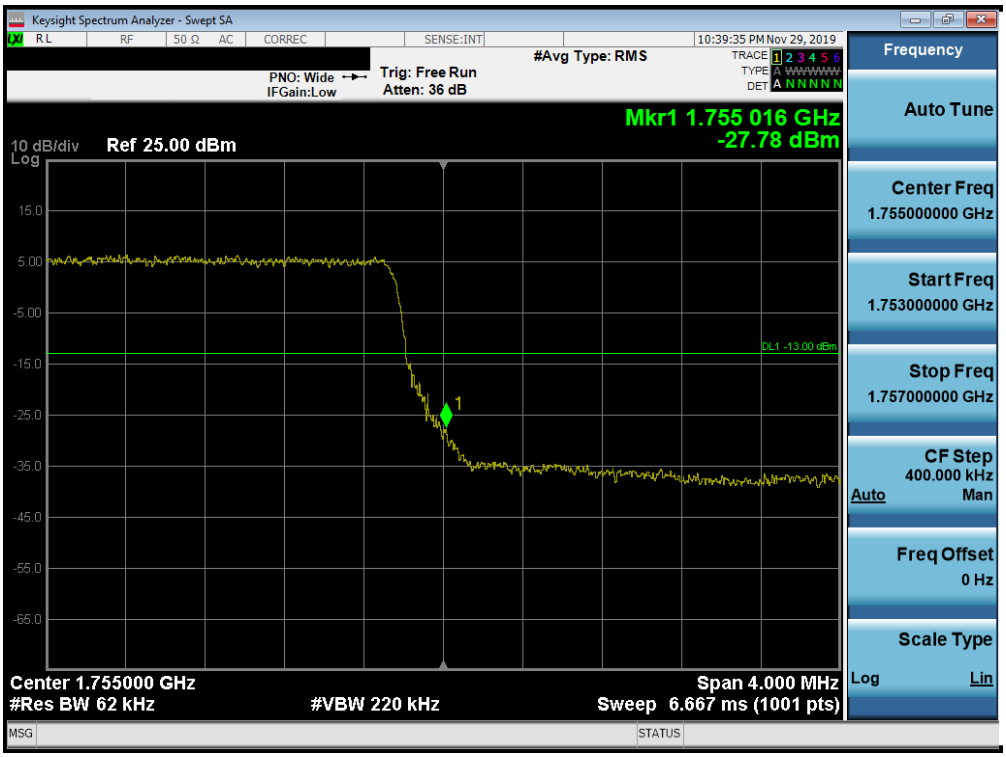

Plot 7-286. Upper Band Edge Plot (Band 4 - 5.0MHz QPSK - Full RB Configuration)

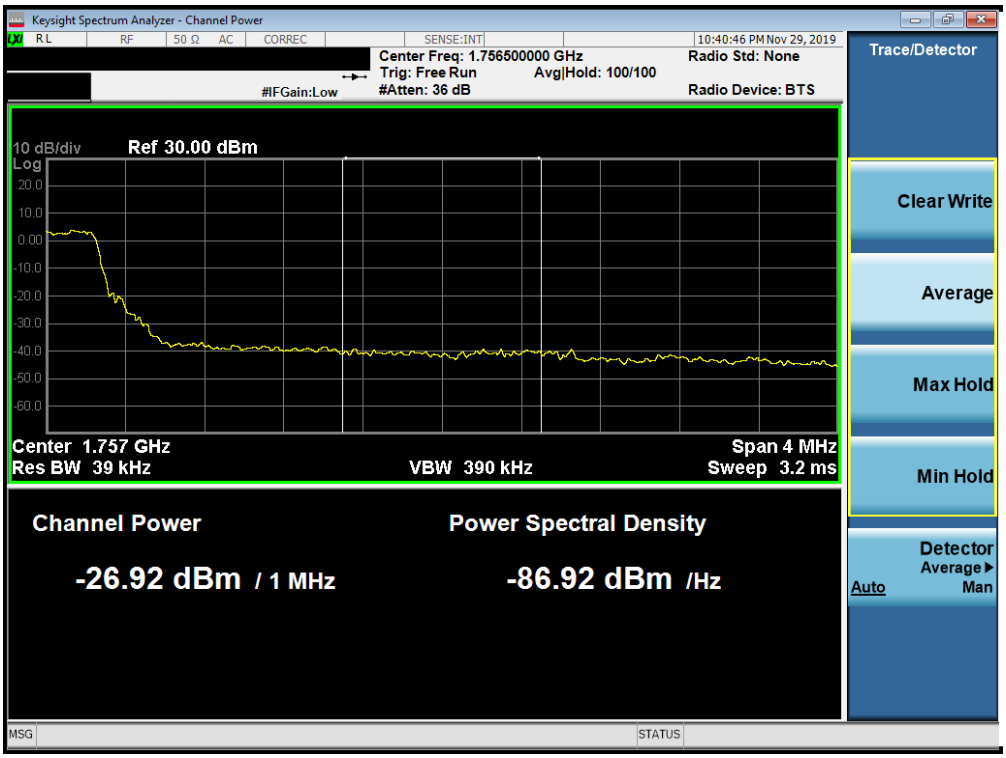

Plot 7-287. Upper Extended Band Edge Plot (Band 4 - 5.0MHz QPSK - Full RB Configuration)

© 2020 PCTEST V 9.0 02/01/2019

All rights reserved. Unless otherwise specified, no part of this report may be reproduced or utilized in any part, form or by any means, electronic or mechanical, including photocopying and microfilm, without permission in writing from PCTEST. If you have any questions about this international copyright or have an enquiry about obtaining additional rights to this report or assembly of contents thereof, please contact INFO@PCTEST.COM.

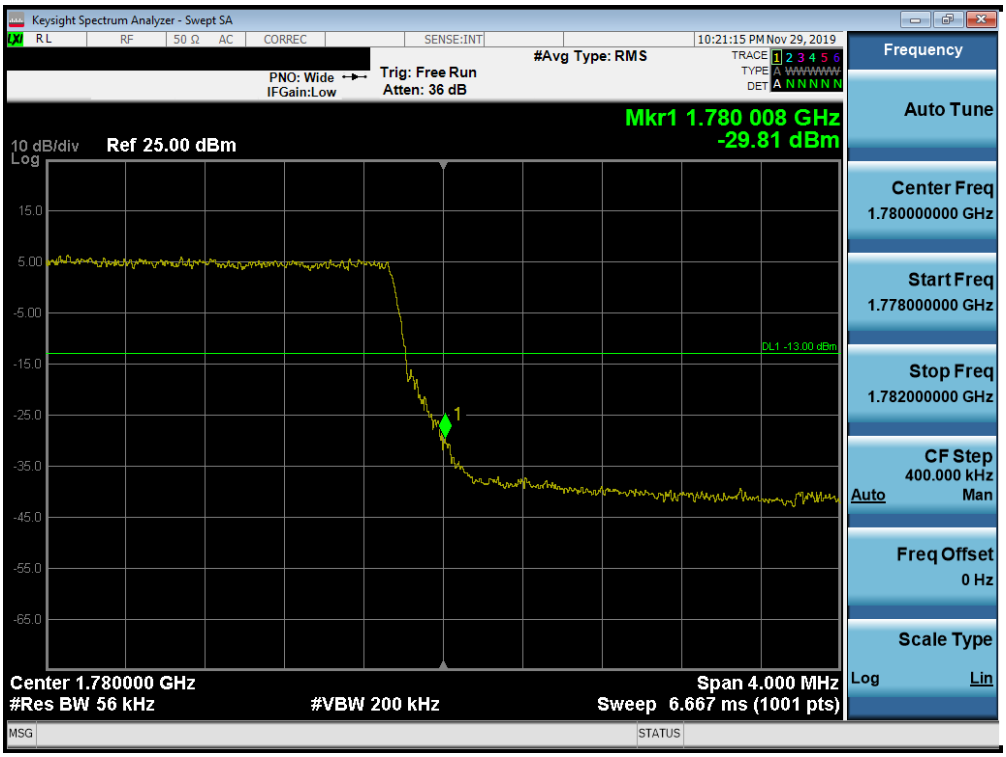

Plot 7-288. Upper Band Edge Plot (Band 66 - 5.0MHz QPSK - Full RB Configuration)

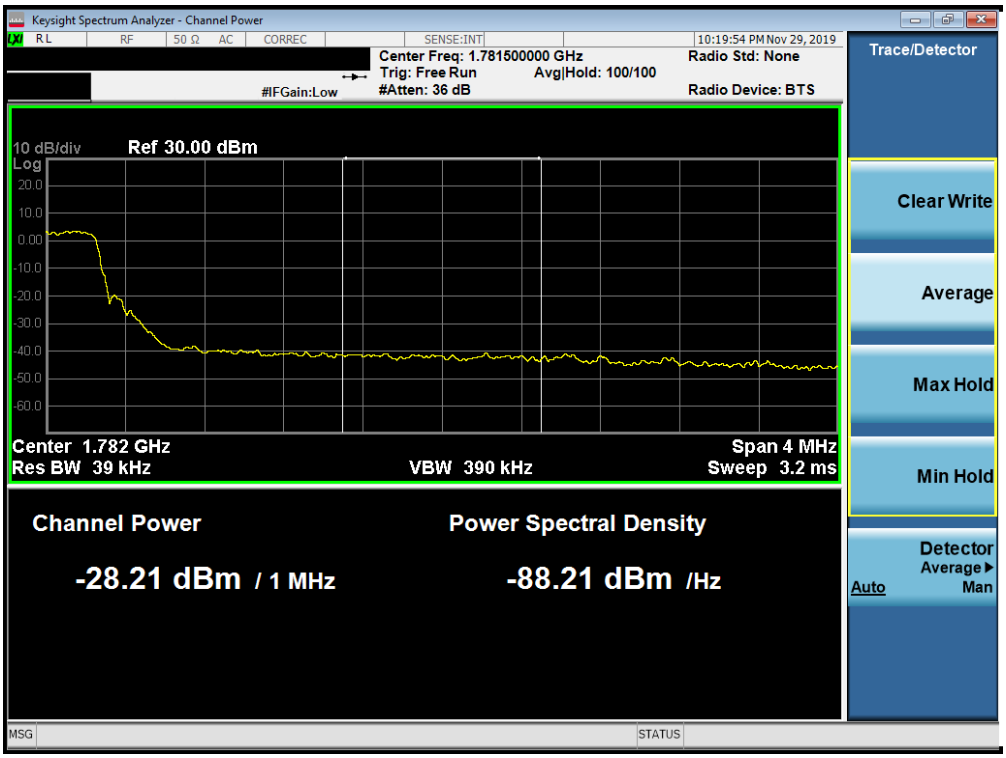

Plot 7-289. Upper Extended Band Edge Plot (Band 66 - 5.0MHz QPSK - Full RB Configuration)

© 2020 PCTEST V 9.0 02/01/2019

All rights reserved. Unless otherwise specified, no part of this report may be reproduced or utilized in any part, form or by any means, electronic or mechanical, including photocopying and microfilm, without permission in writing from PCTEST. If you have any questions about this international copyright or have an enquiry about obtaining additional rights to this report or assembly of contents thereof, please contact INFO@PCTEST.COM.

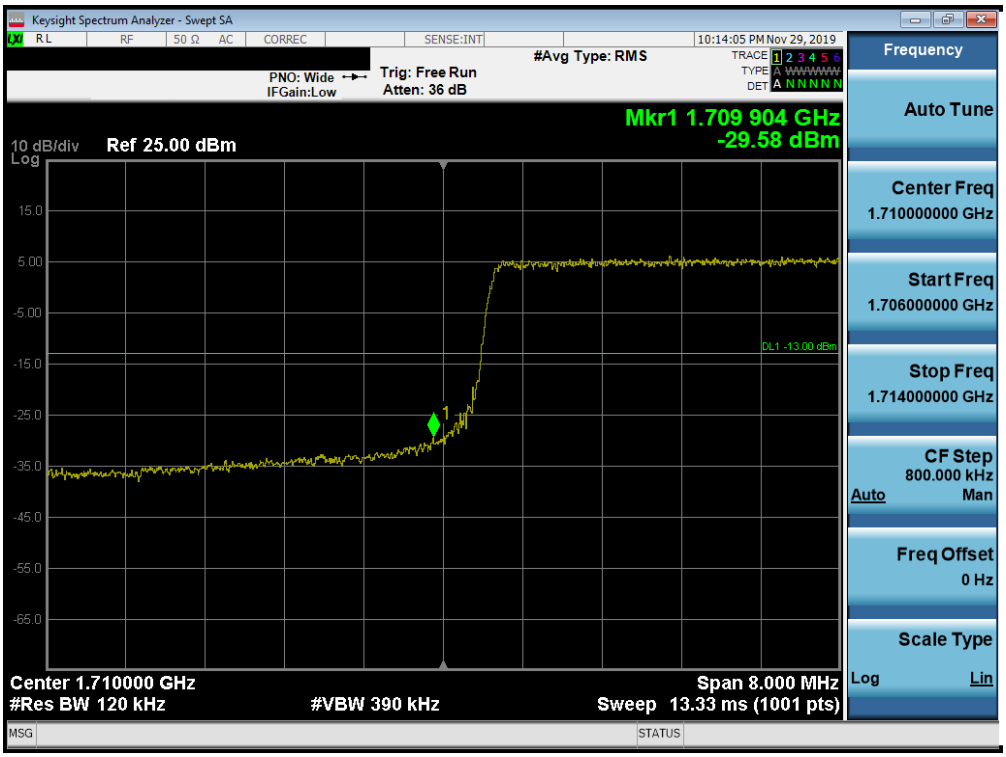

Plot 7-290. Lower Band Edge Plot (Band 66/4 - 10.0MHz QPSK - Full RB Configuration)

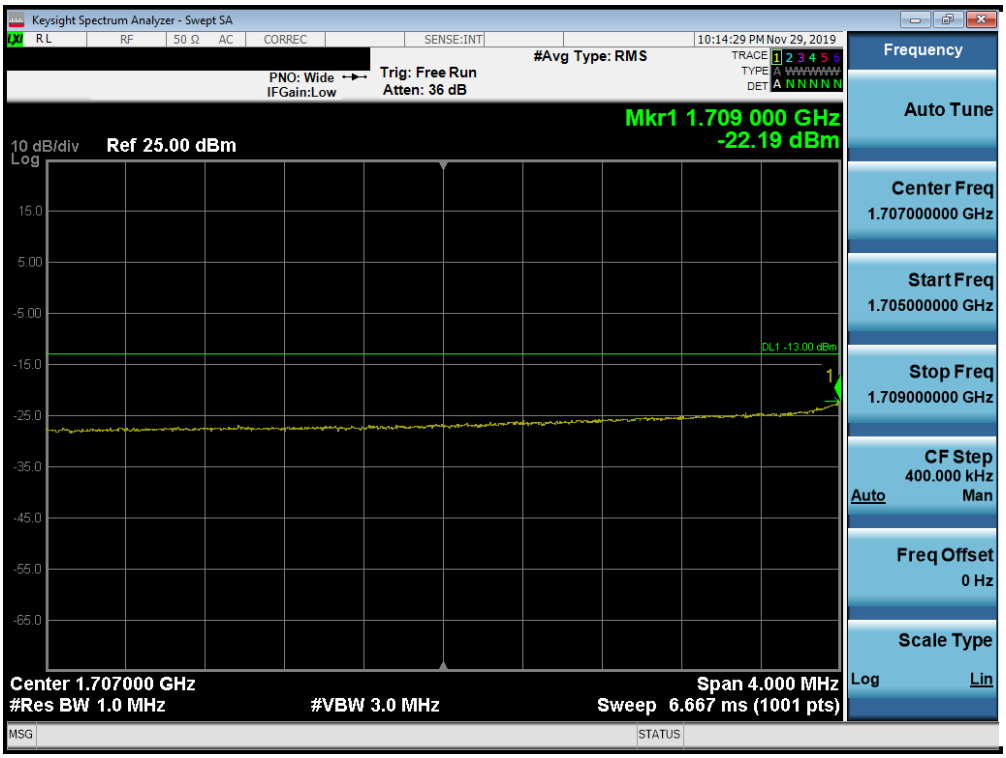

Plot 7-291. Lower Extended Band Edge Plot (Band 66/4 - 10.0MHz QPSK - Full RB Configuration)

© 2020 PCTEST
All rights reserved. Unless otherwise specified, no part of this report may be reproduced or utilized in any part, form or by any means, electronic or mechanical, including photocopying and microfilm, without permission in writing from PCTEST. If you have any questions about this international copyright or have an enquiry about obtaining additional rights to this report or assembly of contents thereof, please contact INFO@PCTEST.COM.

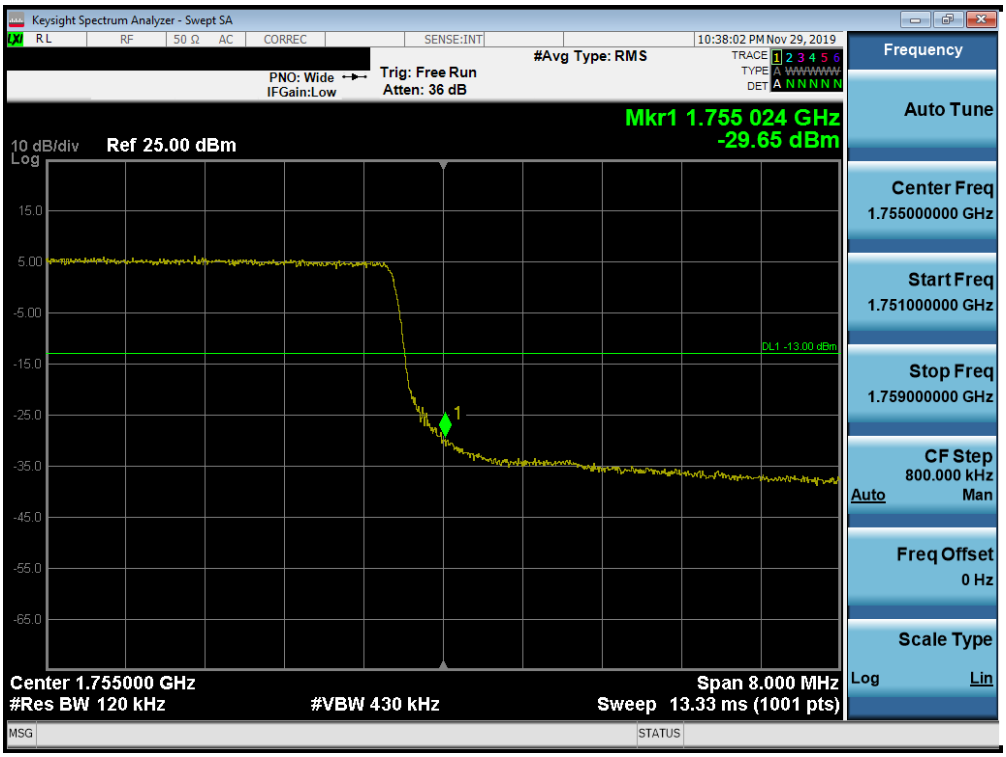

Plot 7-292. Upper Band Edge Plot (Band 4 - 10.0MHz QPSK - Full RB Configuration)

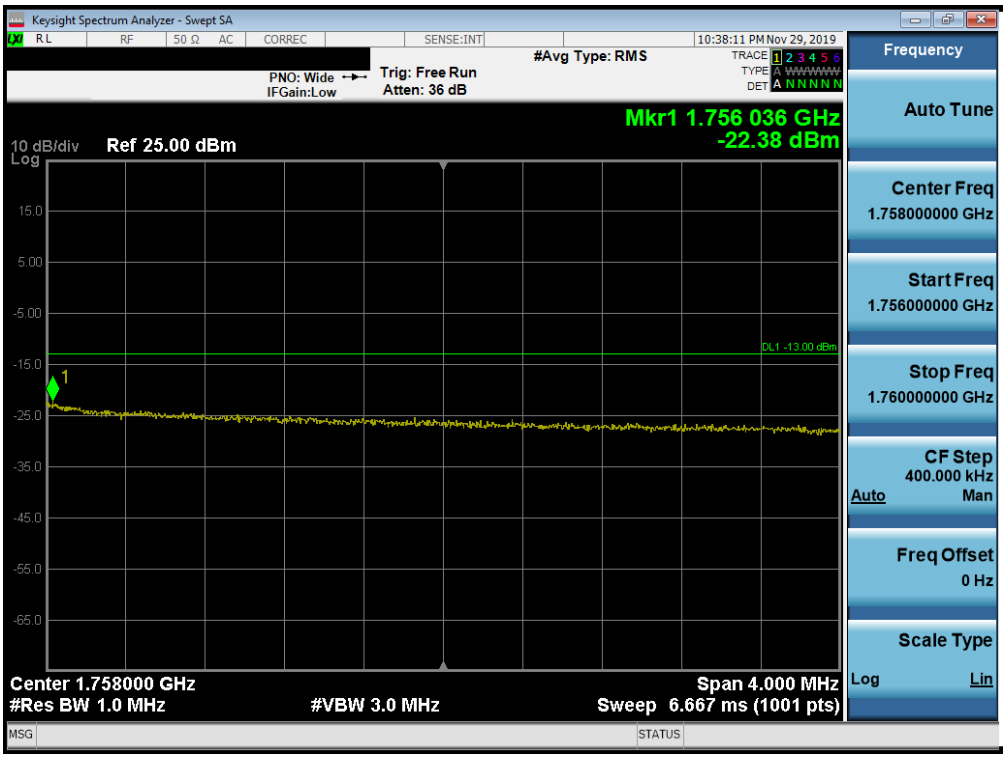

Plot 7-293. Upper Extended Band Edge Plot (Band 4 - 10.0MHz QPSK - Full RB Configuration)

© 2020 PCTEST V 9.0 02/01/2019

All rights reserved. Unless otherwise specified, no part of this report may be reproduced or utilized in any part, form or by any means, electronic or mechanical, including photocopying and microfilm, without permission in writing from PCTEST. If you have any questions about this international copyright or have an enquiry about obtaining additional rights to this report or assembly of contents thereof, please contact INFO@PCTEST.COM.

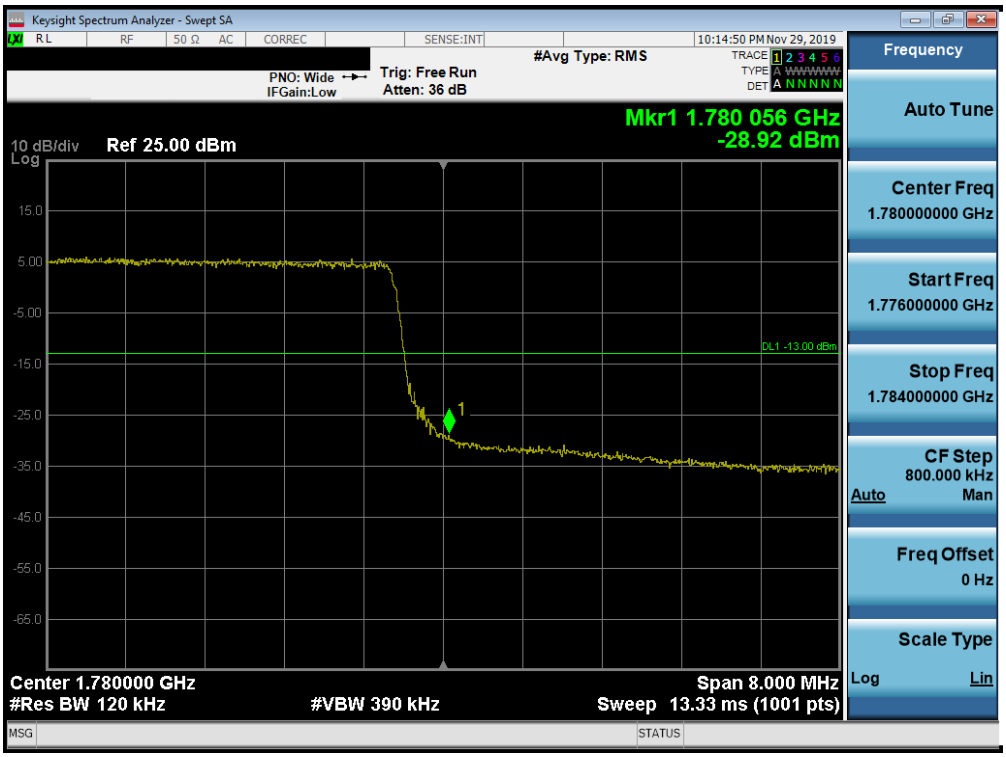

Plot 7-294. Upper Band Edge Plot (Band 66 - 10.0MHz QPSK - Full RB Configuration)

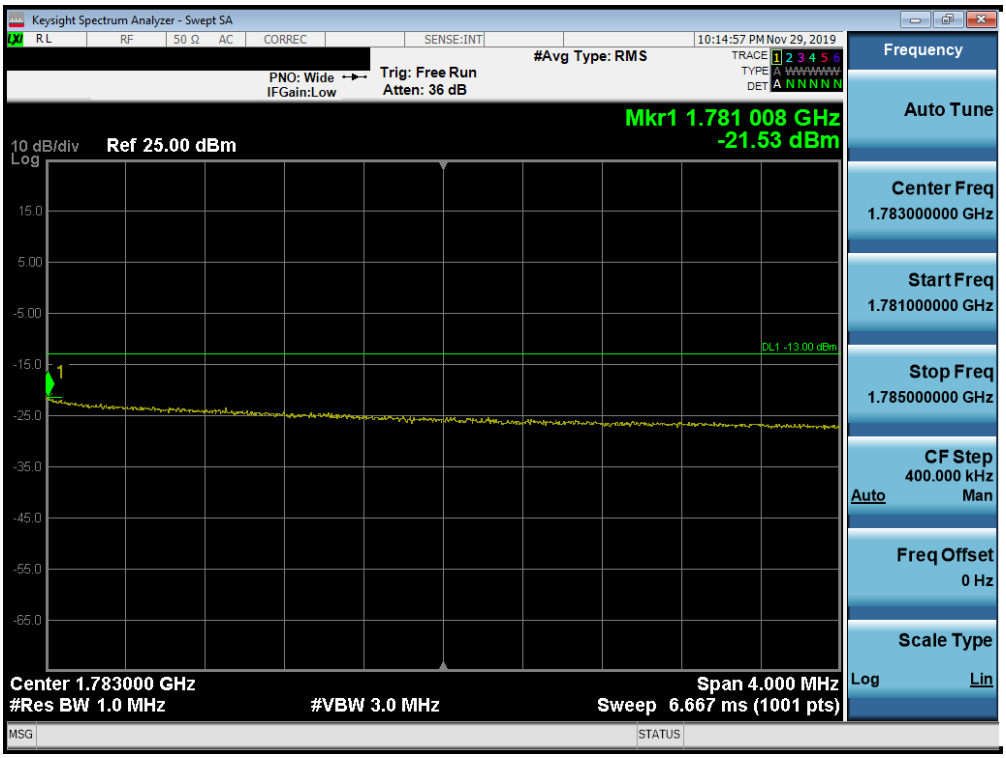

Plot 7-295. Upper Extended Band Edge Plot (Band 66 - 10.0MHz QPSK - Full RB Configuration)

© 2020 PCTEST V 9.0 02/01/2019
All rights reserved. Unless otherwise specified, no part of this report may be reproduced or utilized in any part, form or by any means, electronic or mechanical, including photocopying and microfilm, without permission in writing from PCTEST. If you have any questions about this international copyright or have an enquiry about obtaining additional rights to this report or assembly of contents thereof, please contact INFO@PCTEST.COM.

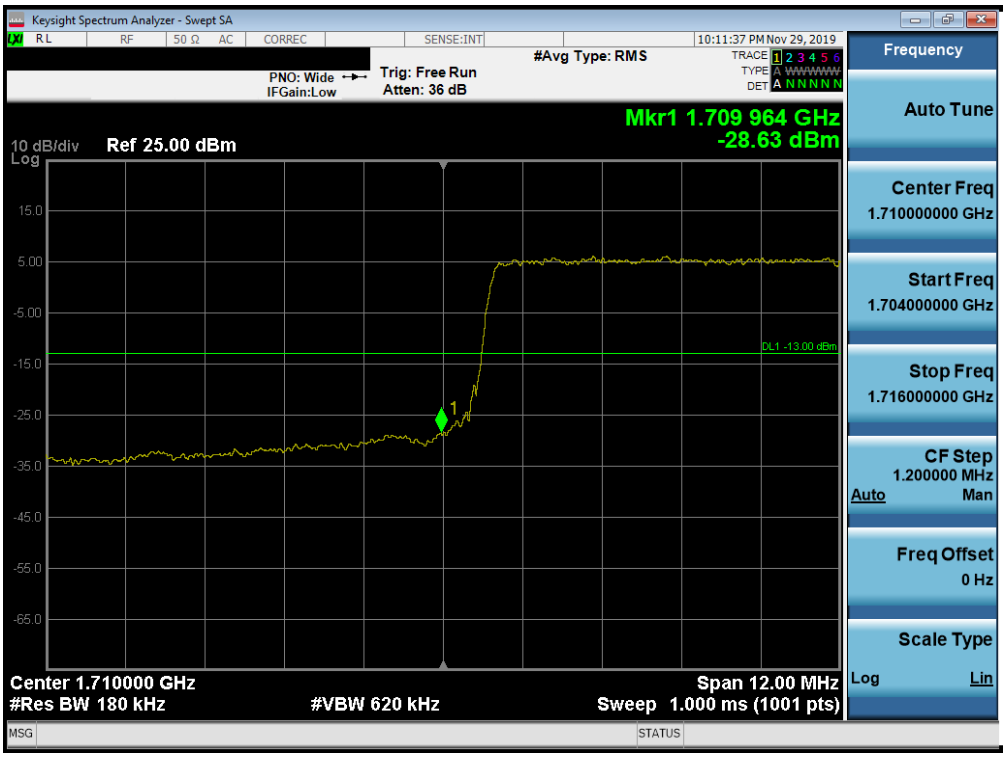

Plot 7-296. Lower Band Edge Plot (Band 66/4 - 15.0MHz QPSK - Full RB Configuration)

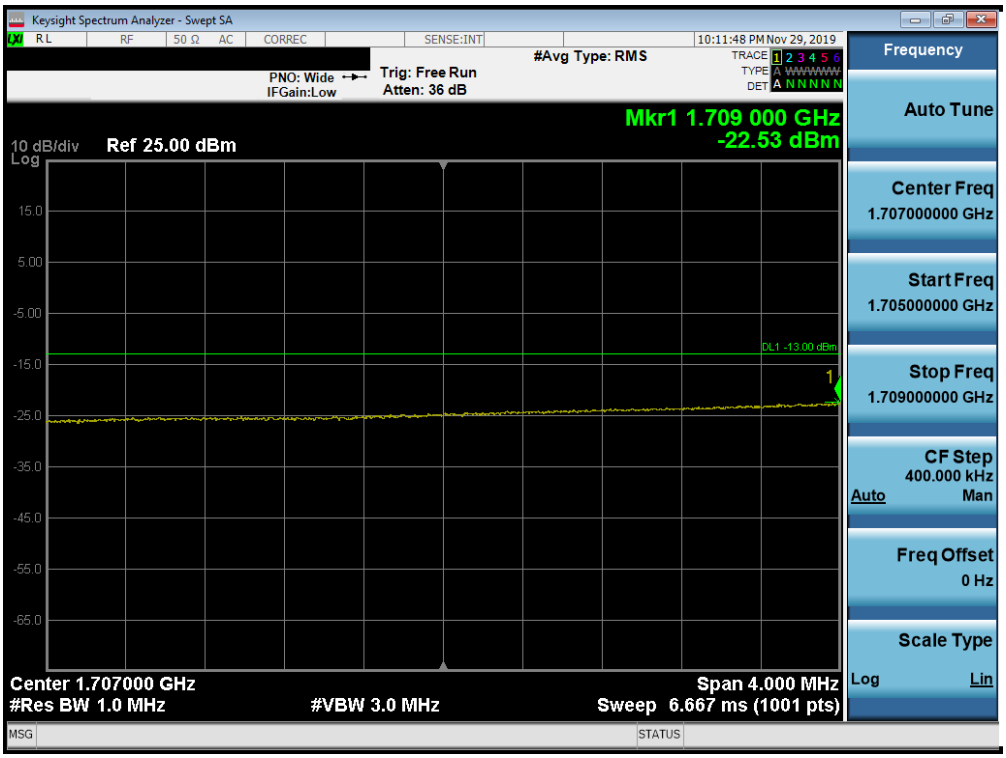

Plot 7-297. Lower Extended Band Edge Plot (Band 66/4 - 15.0MHz QPSK - Full RB Configuration)

© 2020 PCTEST
All rights reserved. Unless otherwise specified, no part of this report may be reproduced or utilized in any part, form or by any means, electronic or mechanical, including photocopying and microfilm, without permission in writing from PCTEST. If you have any questions about this international copyright or have an enquiry about obtaining additional rights to this report or assembly of contents thereof, please contact INFO@PCTEST.COM.

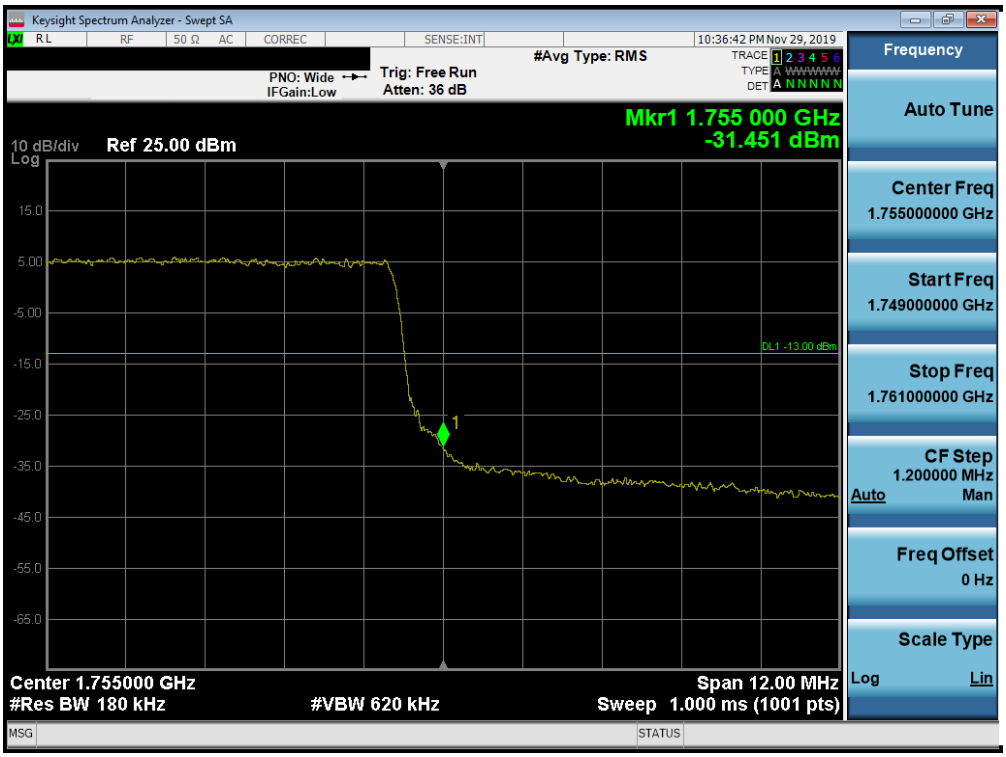

Plot 7-298. Upper Band Edge Plot (Band 4 - 15.0MHz QPSK - Full RB Configuration)

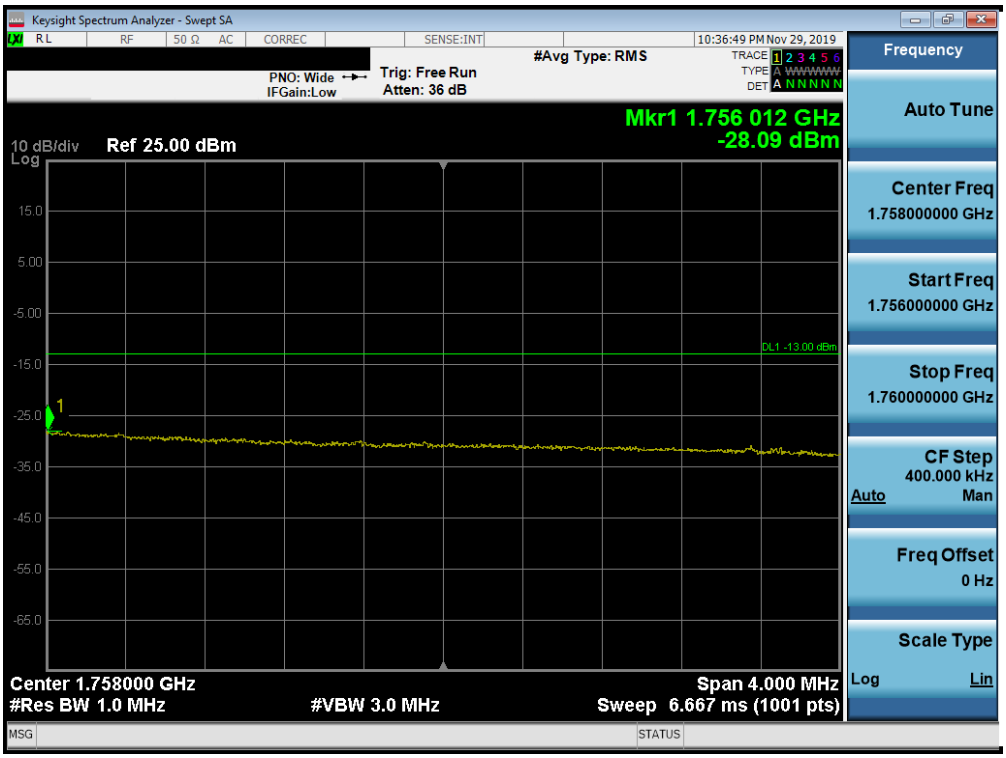

Plot 7-299. Upper Extended Band Edge Plot (Band 4 - 15.0MHz QPSK - Full RB Configuration)

© 2020 PCTEST V 9.0 02/01/2019

All rights reserved. Unless otherwise specified, no part of this report may be reproduced or utilized in any part, form or by any means, electronic or mechanical, including photocopying and microfilm, without permission in writing from PCTEST. If you have any questions about this international copyright or have an enquiry about obtaining additional rights to this report or assembly of contents thereof, please contact INFO@PCTEST.COM.

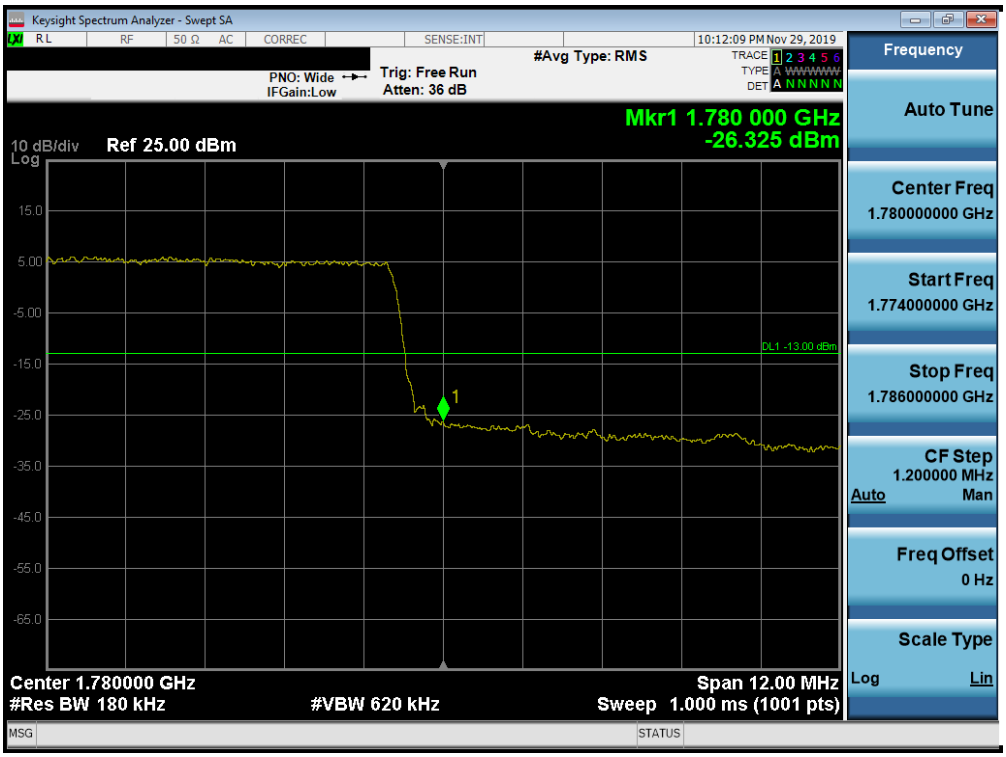

Plot 7-300. Upper Band Edge Plot (Band 66 - 15.0MHz QPSK - Full RB Configuration)

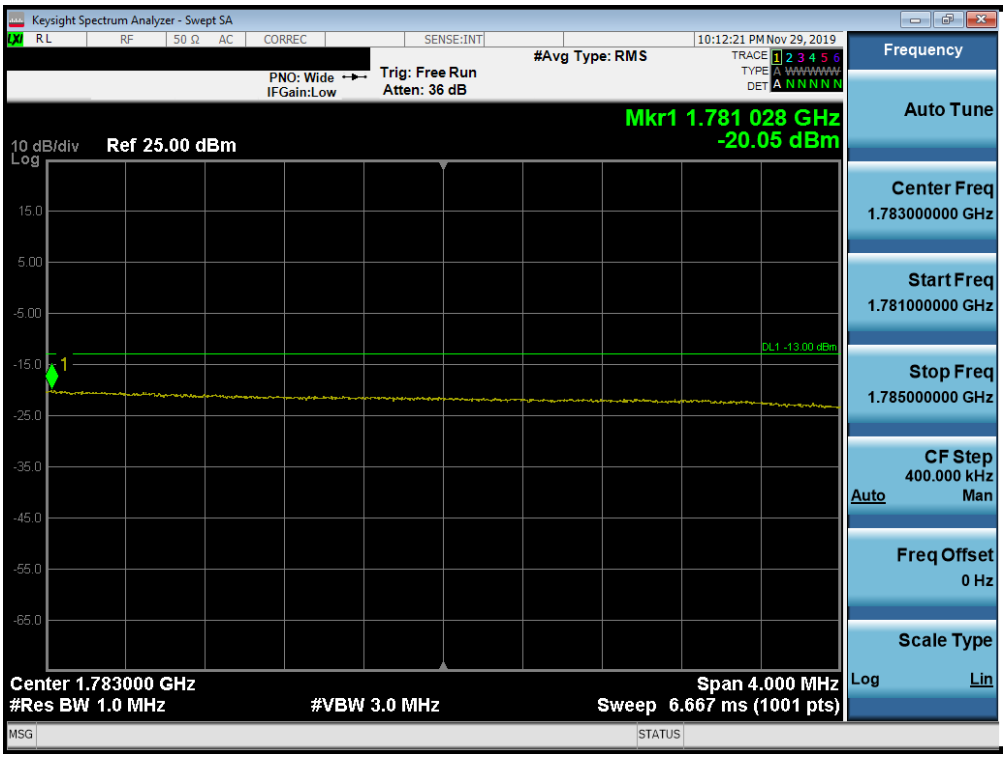

Plot 7-301. Upper Extended Band Edge Plot (Band 66 - 15.0MHz QPSK - Full RB Configuration)

© 2020 PCTEST V 9.0 02/01/2019
All rights reserved. Unless otherwise specified, no part of this report may be reproduced or utilized in any part, form or by any means, electronic or mechanical, including photocopying and microfilm, without permission in writing from PCTEST. If you have any questions about this international copyright or have an enquiry about obtaining additional rights to this report or assembly of contents thereof, please contact INFO@PCTEST.COM.

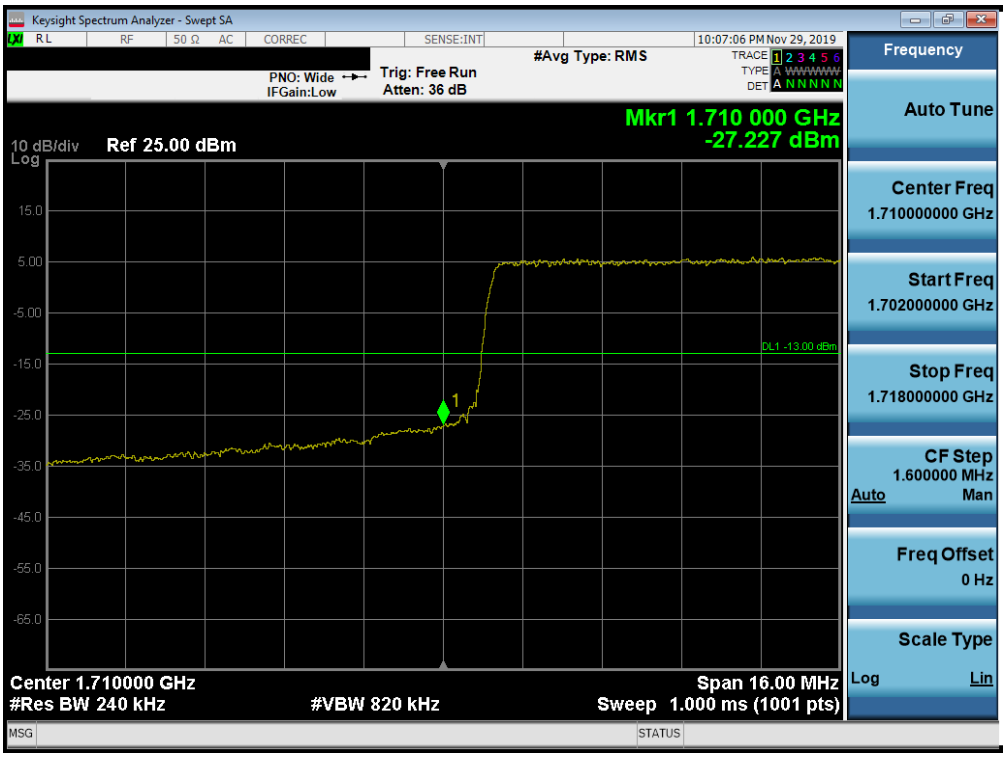

Plot 7-302. Lower Band Edge Plot (Band 66/4 - 20.0MHz QPSK - Full RB Configuration)

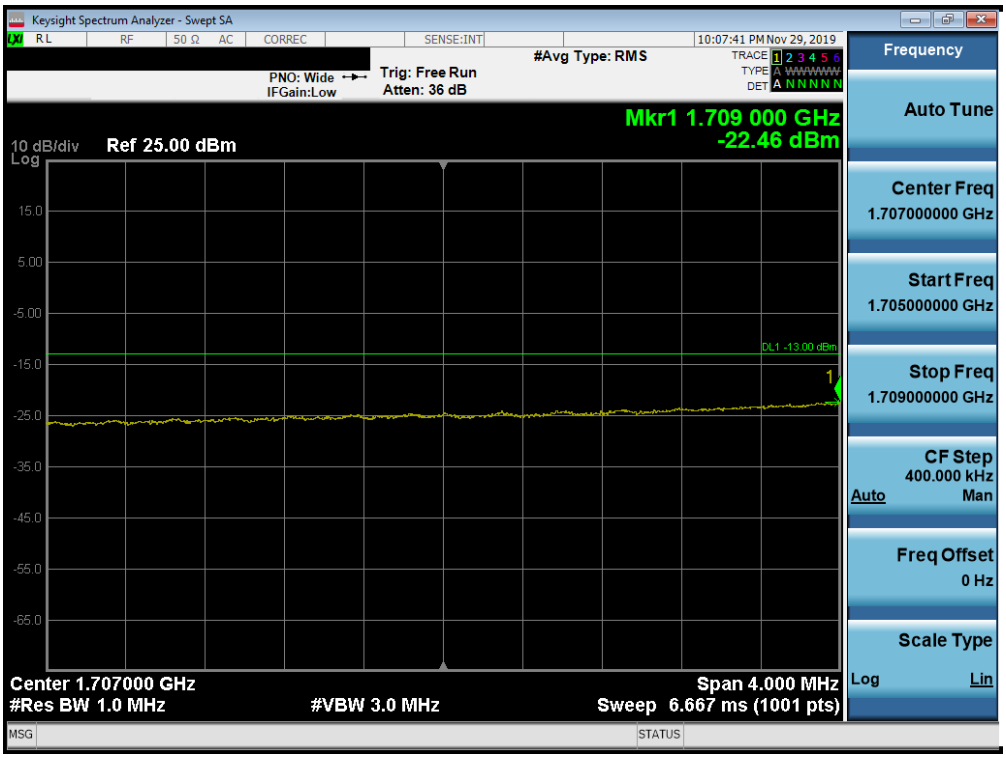

Plot 7-303. Lower Extended Band Edge Plot (Band 66/4 - 20.0MHz QPSK - Full RB Configuration)

© 2020 PCTEST
All rights reserved. Unless otherwise specified, no part of this report may be reproduced or utilized in any part, form or by any means, electronic or mechanical, including photocopying and microfilm, without permission in writing from PCTEST. If you have any questions about this international copyright or have an enquiry about obtaining additional rights to this report or assembly of contents thereof, please contact INFO@PCTEST.COM.

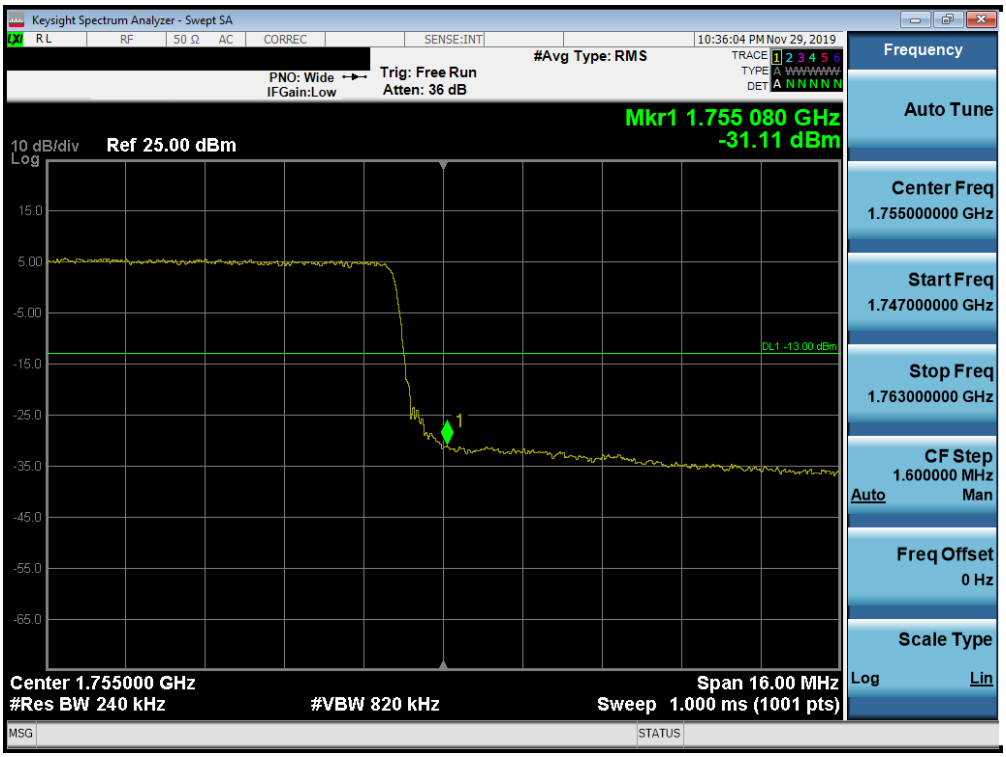

Plot 7-304. Upper Band Edge Plot (Band 4 - 20.0MHz QPSK - Full RB Configuration)

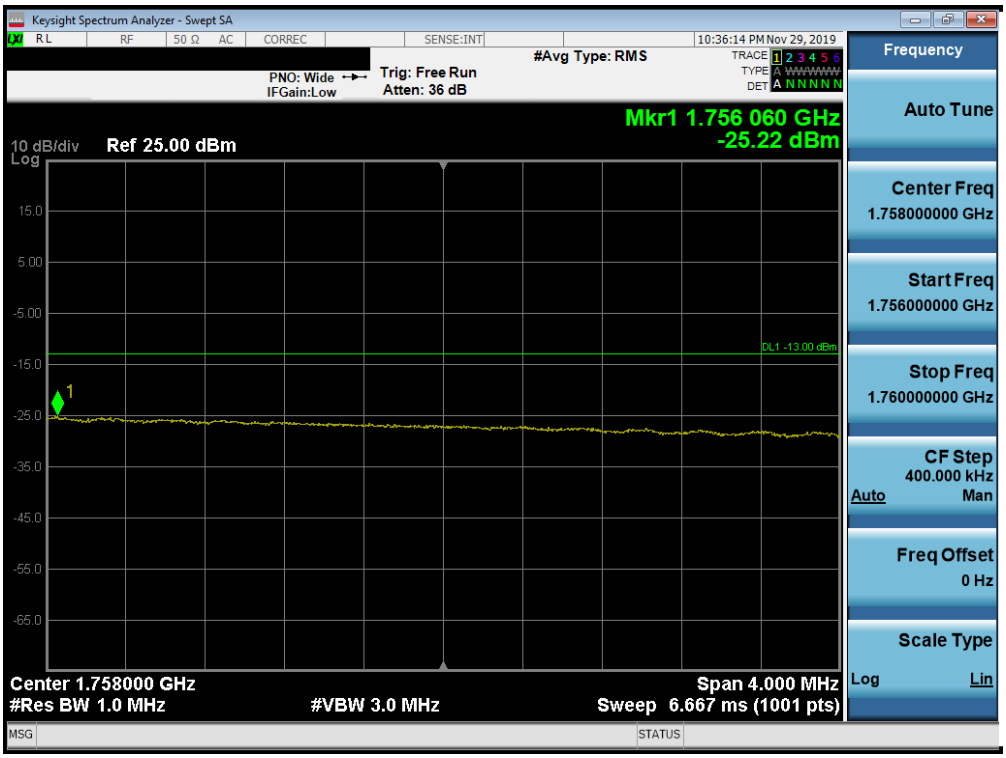

Plot 7-305. Upper Extended Band Edge Plot (Band 4 - 20.0MHz QPSK - Full RB Configuration)

© 2020 PCTEST V 9.0 02/01/2019
All rights reserved. Unless otherwise specified, no part of this report may be reproduced or utilized in any part, form or by any means, electronic or mechanical, including photocopying and microfilm, without permission in writing from PCTEST. If you have any questions about this international copyright or have an enquiry about obtaining additional rights to this report or assembly of contents thereof, please contact INFO@PCTEST.COM.

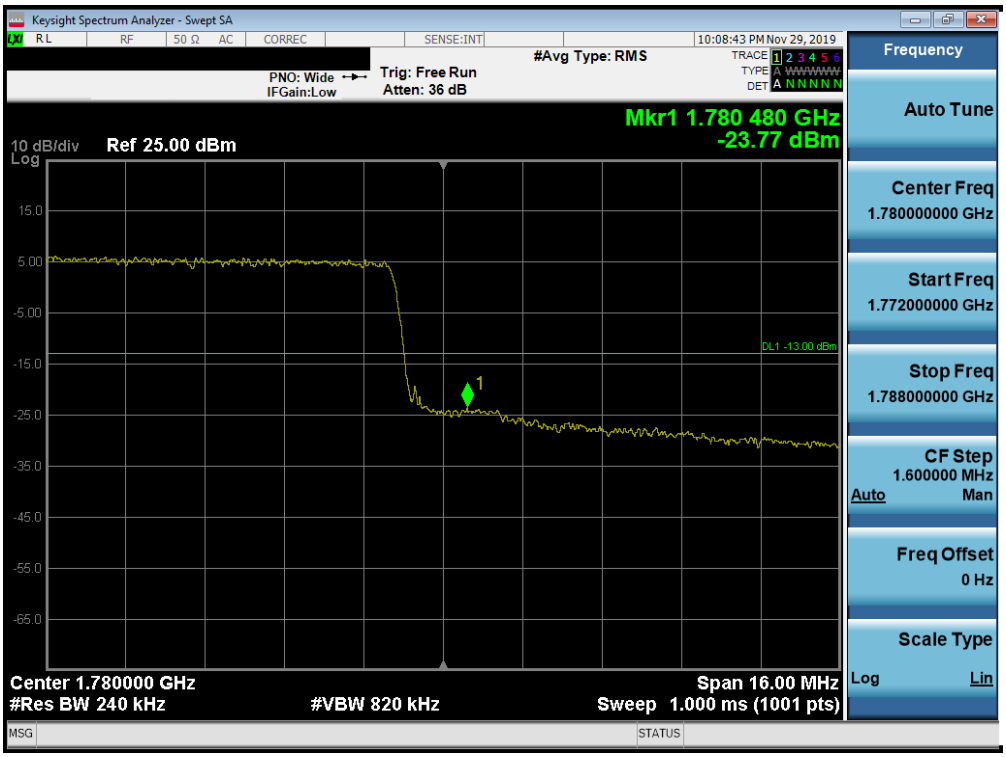

Plot 7-306. Upper Band Edge Plot (Band 66 - 20.0MHz QPSK - Full RB Configuration)

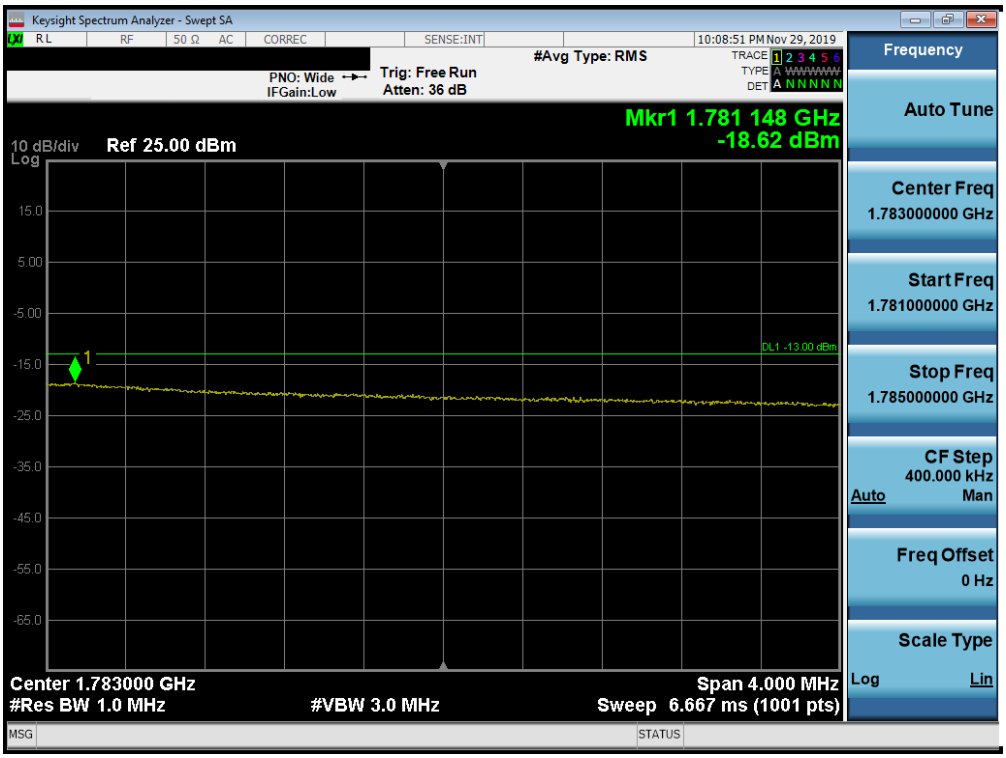

Plot 7-307. Upper Extended Band Edge Plot (Band 66 - 20.0MHz QPSK - Full RB Configuration)

© 2020 PCTEST V 9.0 02/01/2019
All rights reserved. Unless otherwise specified, no part of this report may be reproduced or utilized in any part, form or by any means, electronic or mechanical, including photocopying and microfilm, without permission in writing from PCTEST. If you have any questions about this international copyright or have an enquiry about obtaining additional rights to this report or assembly of contents thereof, please contact INFO@PCTEST.COM.

Band 25/2

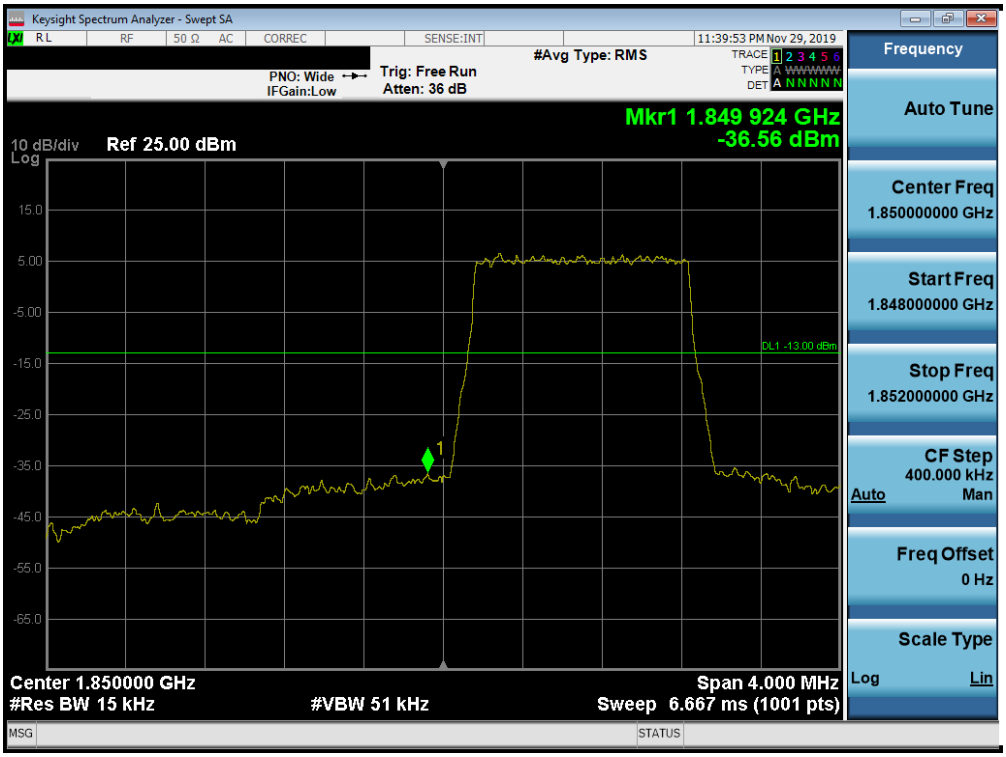

Plot 7-308. Lower Band Edge Plot (Band 25/2 - 1.4MHz QPSK - Full RB Configuration)

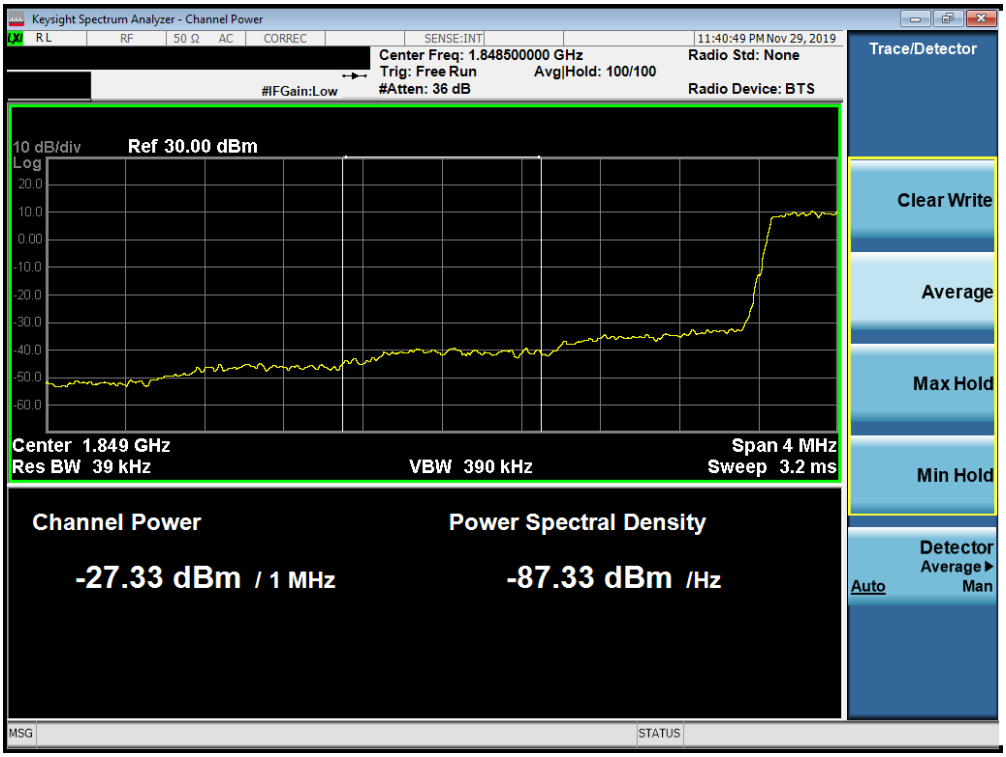

Plot 7-309. Lower Extended Band Edge Plot (Band 25/2 - 1.4MHz QPSK - Full RB Configuration)

© 2020 PCTEST V 9.0 02/01/2019
All rights reserved. Unless otherwise specified, no part of this report may be reproduced or utilized in any part, form or by any means, electronic or mechanical, including photocopying and microfilm, without permission in writing from PCTEST. If you have any questions about this international copyright or have an enquiry about obtaining additional rights to this report or assembly of contents thereof, please contact INFO@PCTEST.COM.

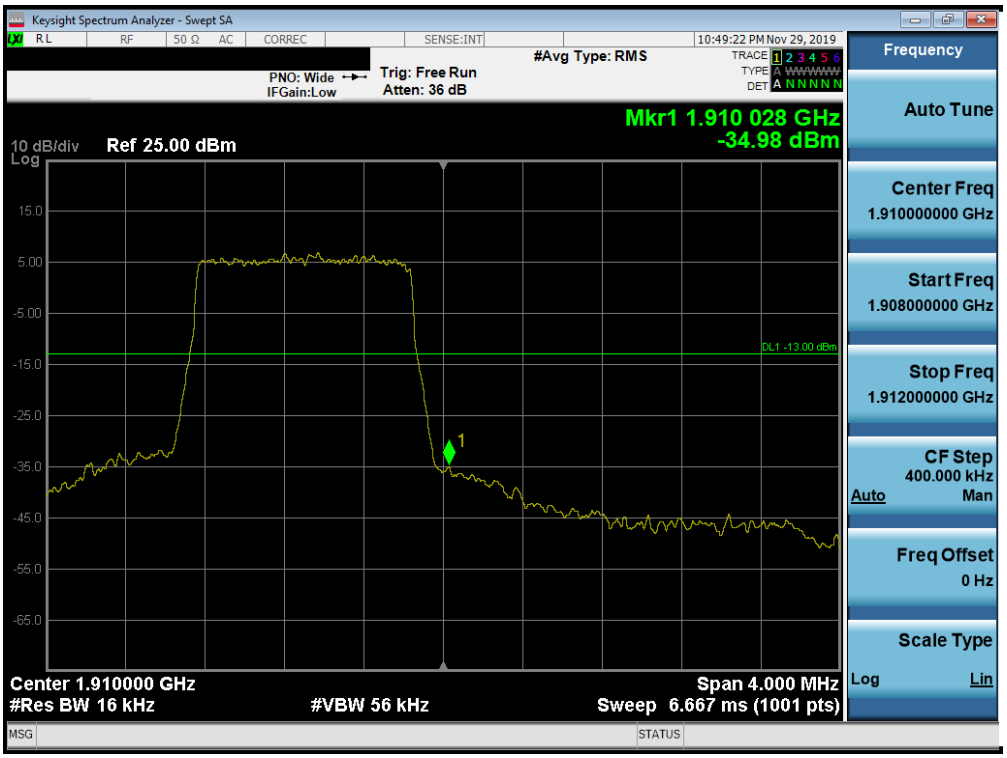

Plot 7-310. Upper Band Edge Plot (Band 2 - 1.4MHz QPSK - Full RB Configuration)

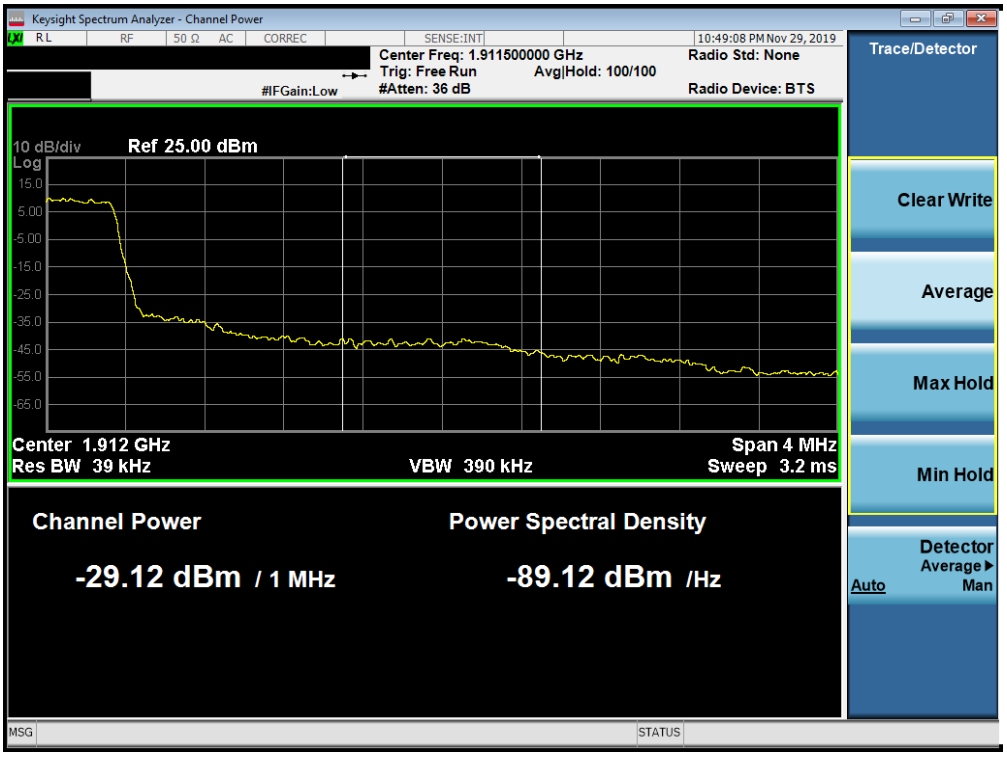

Plot 7-311. Upper Extended Band Edge Plot (Band 2 - 1.4MHz QPSK - Full RB Configuration)

© 2020 PCTEST
All rights reserved. Unless otherwise specified, no part of this report may be reproduced or utilized in any part, form or by any means, electronic or mechanical, including photocopying and microfilm, without permission in writing from PCTEST. If you have any questions about this international copyright or have an enquiry about obtaining additional rights to this report or assembly of contents thereof, please contact INFO@PCTEST.COM.

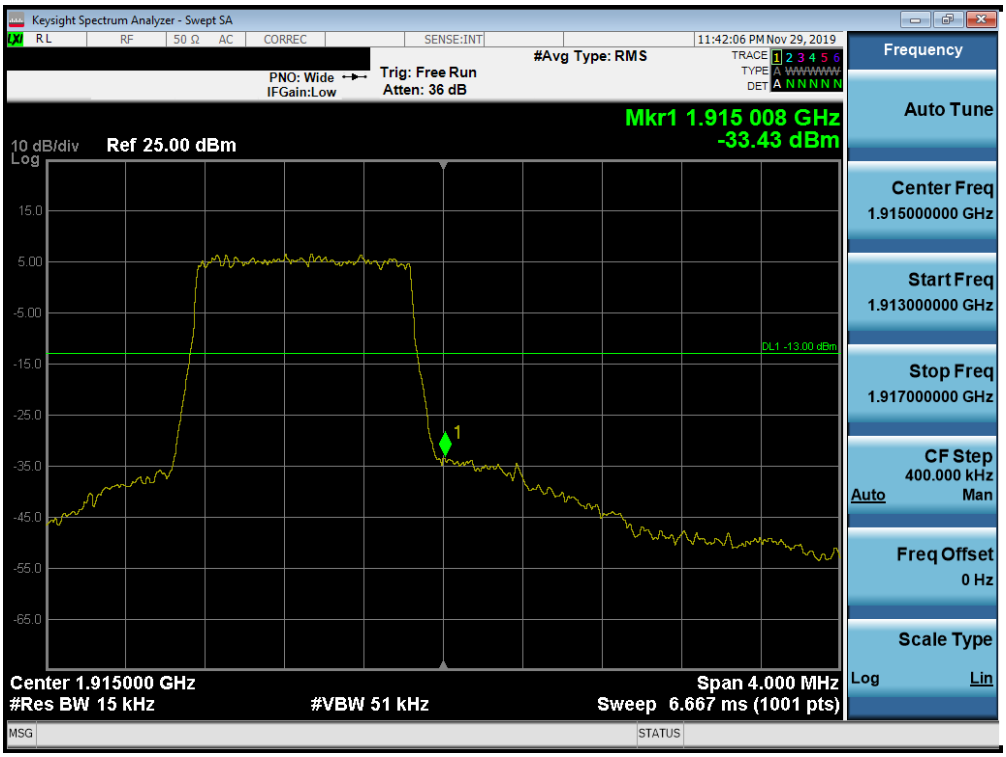

Plot 7-312. Upper Band Edge Plot (Band 25 - 1.4MHz QPSK - Full RB Configuration)

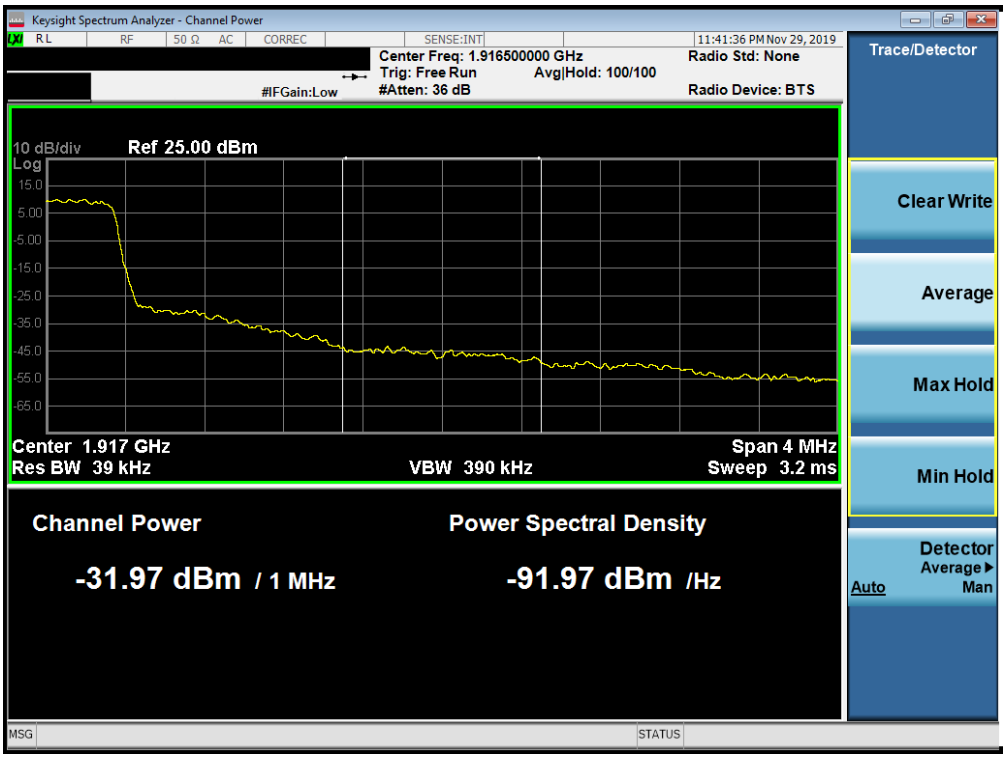

Plot 7-313. Upper Extended Band Edge Plot (Band 25 - 1.4MHz QPSK - Full RB Configuration)

© 2020 PCTEST V 9.0 02/01/2019

All rights reserved. Unless otherwise specified, no part of this report may be reproduced or utilized in any part, form or by any means, electronic or mechanical, including photocopying and microfilm, without permission in writing from PCTEST. If you have any questions about this international copyright or have an enquiry about obtaining additional rights to this report or assembly of contents thereof, please contact INFO@PCTEST.COM.

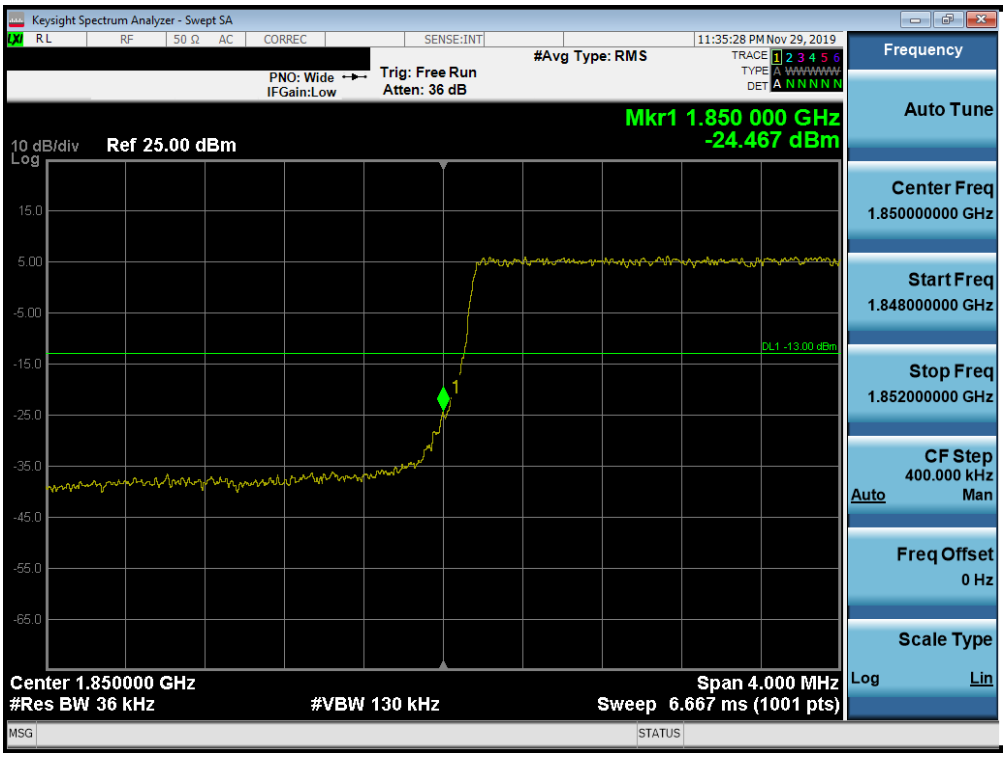

Plot 7-314. Lower Band Edge Plot (Band 25/2 - 3.0MHz QPSK - Full RB Configuration)

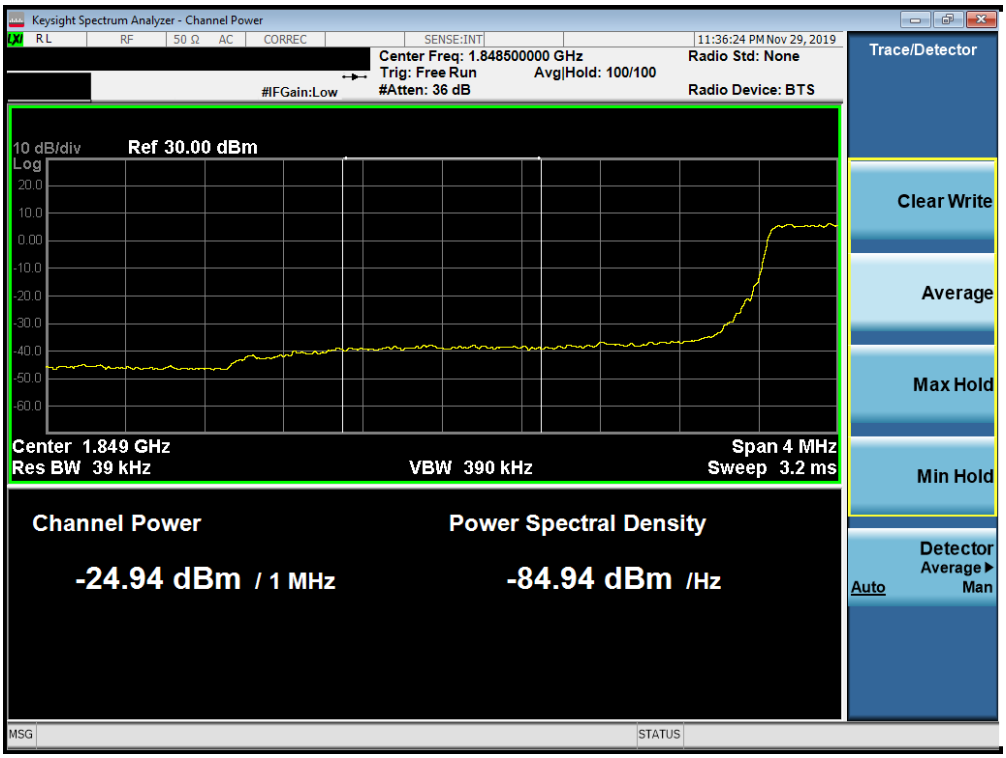

Plot 7-315. Lower Extended Band Edge Plot (Band 25/2 - 3.0MHz QPSK - Full RB Configuration)

© 2020 PCTEST
All rights reserved. Unless otherwise specified, no part of this report may be reproduced or utilized in any part, form or by any means, electronic or mechanical, including photocopying and microfilm, without permission in writing from PCTEST. If you have any questions about this international copyright or have an enquiry about obtaining additional rights to this report or assembly of contents thereof, please contact INFO@PCTEST.COM.

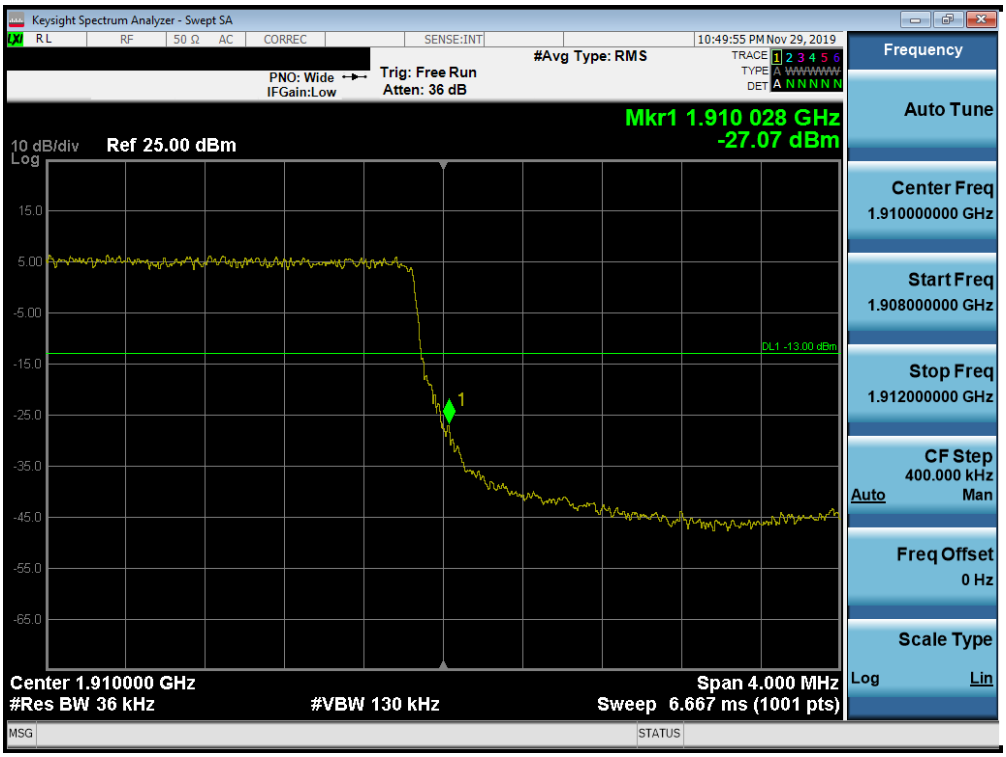

Plot 7-316. Upper Band Edge Plot (Band 2 - 3.0MHz QPSK - Full RB Configuration)

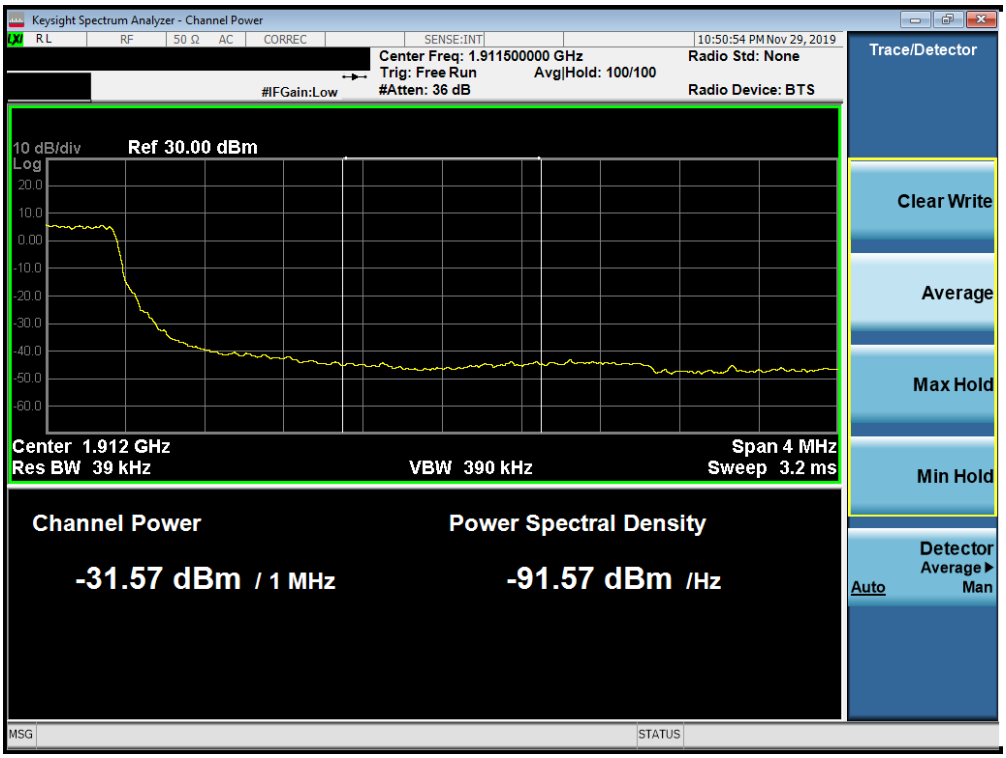

Plot 7-317. Upper Extended Band Edge Plot (Band 2 - 3.0MHz QPSK - Full RB Configuration)

© 2020 PCTEST
All rights reserved. Unless otherwise specified, no part of this report may be reproduced or utilized in any part, form or by any means, electronic or mechanical, including photocopying and microfilm, without permission in writing from PCTEST. If you have any questions about this international copyright or have an enquiry about obtaining additional rights to this report or assembly of contents thereof, please contact INFO@PCTEST.COM.

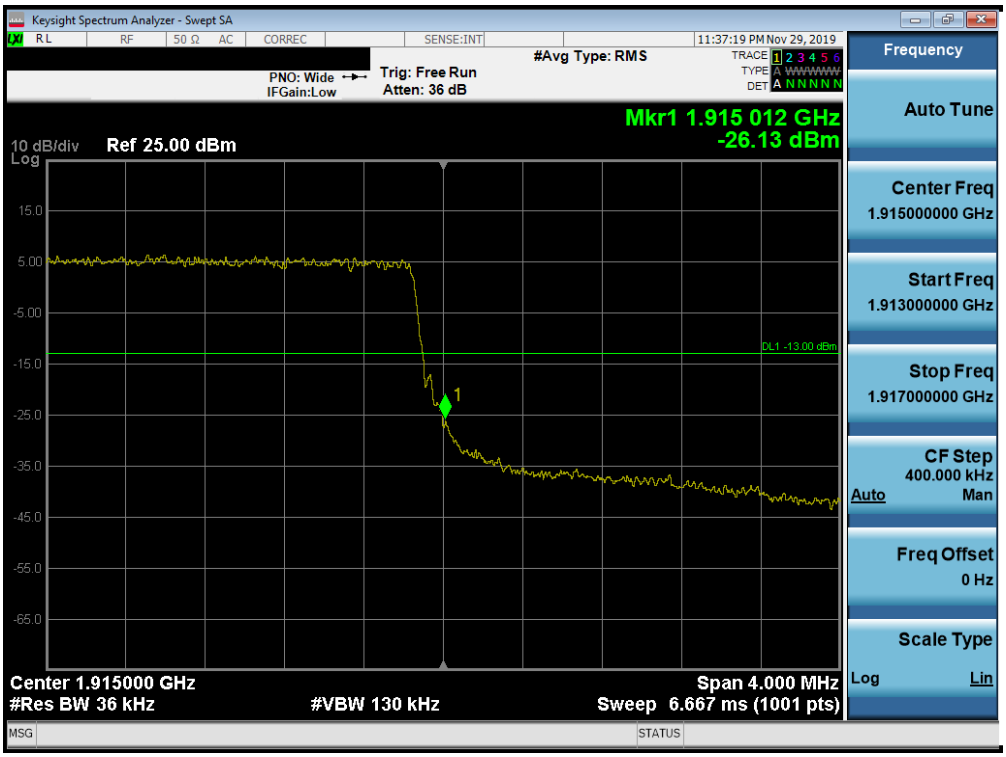

Plot 7-318. Upper Band Edge Plot (Band 25 - 3.0MHz QPSK - Full RB Configuration)

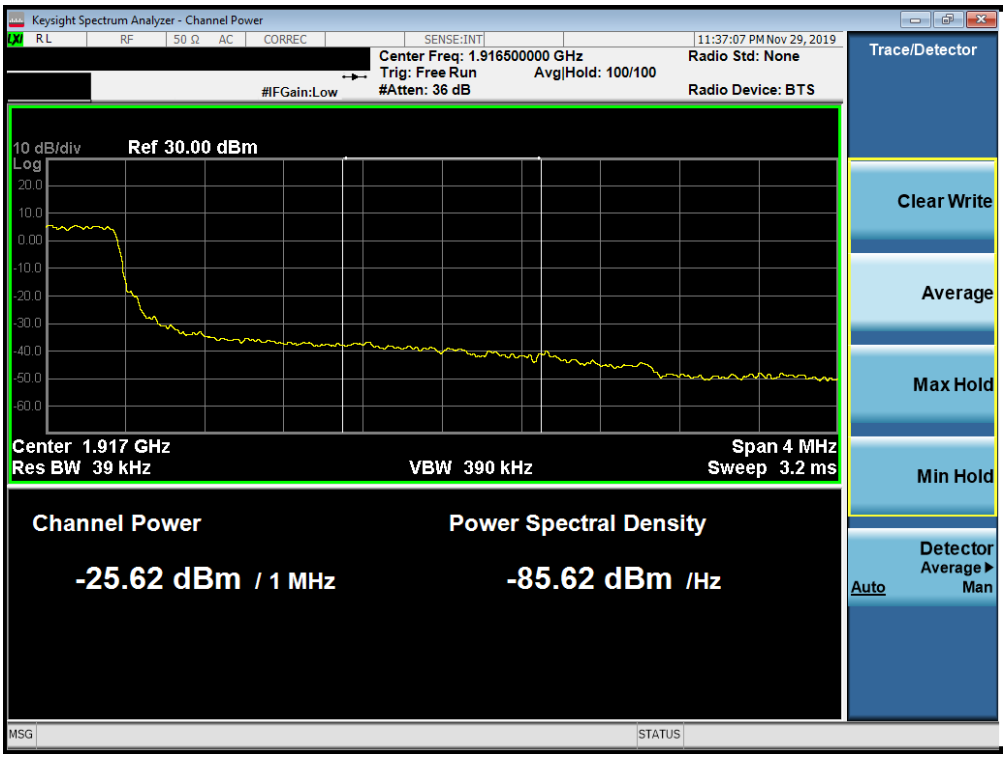

Plot 7-319. Upper Extended Band Edge Plot (Band 25 - 3.0MHz QPSK - Full RB Configuration)

© 2020 PCTEST V 9.0 02/01/2019
All rights reserved. Unless otherwise specified, no part of this report may be reproduced or utilized in any part, form or by any means, electronic or mechanical, including photocopying and microfilm, without permission in writing from PCTEST. If you have any questions about this international copyright or have an enquiry about obtaining additional rights to this report or assembly of contents thereof, please contact INFO@PCTEST.COM.

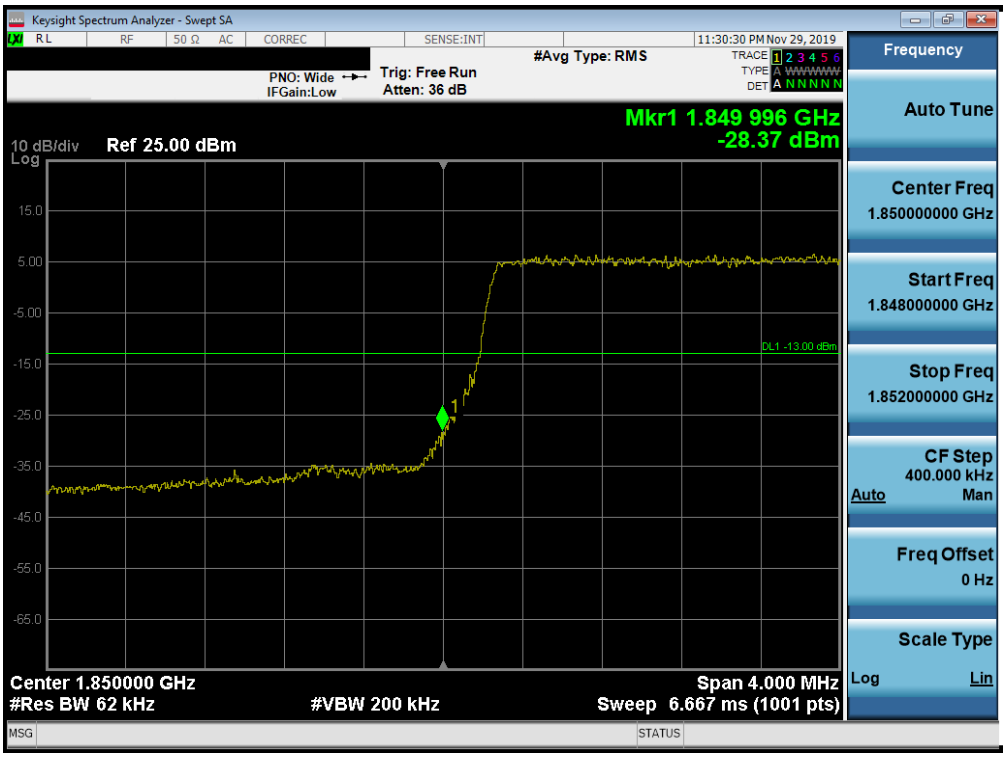

Plot 7-320. Lower Band Edge Plot (Band 25/2 - 5.0MHz QPSK - Full RB Configuration)

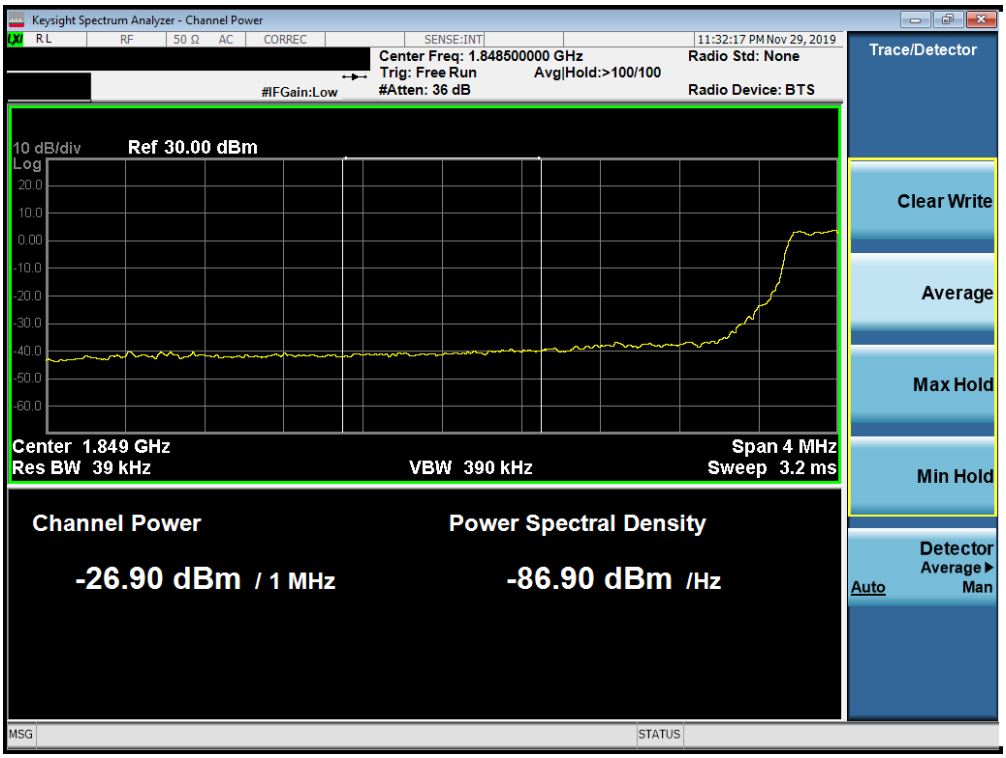

Plot 7-321. Lower Extended Band Edge Plot (Band 25/2 - 5.0MHz QPSK - Full RB Configuration)

© 2020 PCTEST V 9.0 02/01/2019

All rights reserved. Unless otherwise specified, no part of this report may be reproduced or utilized in any part, form or by any means, electronic or mechanical, including photocopying and microfilm, without permission in writing from PCTEST. If you have any questions about this international copyright or have an enquiry about obtaining additional rights to this report or assembly of contents thereof, please contact INFO@PCTEST.COM.

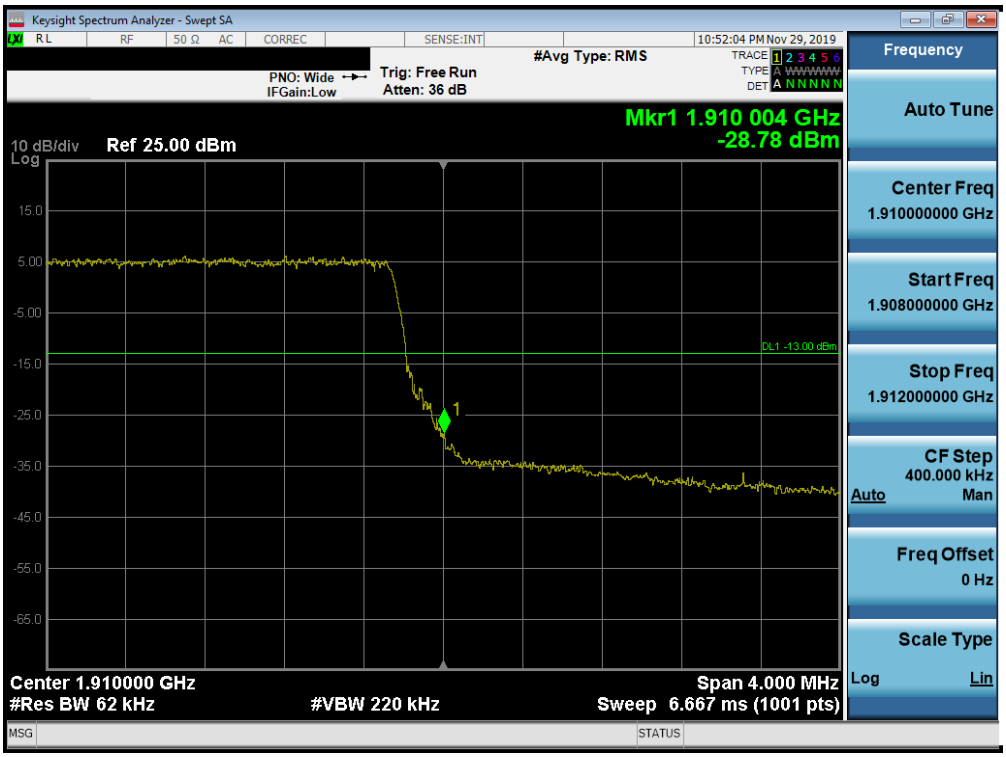

Plot 7-322. Upper Band Edge Plot (Band 2 - 5.0MHz QPSK - Full RB Configuration)

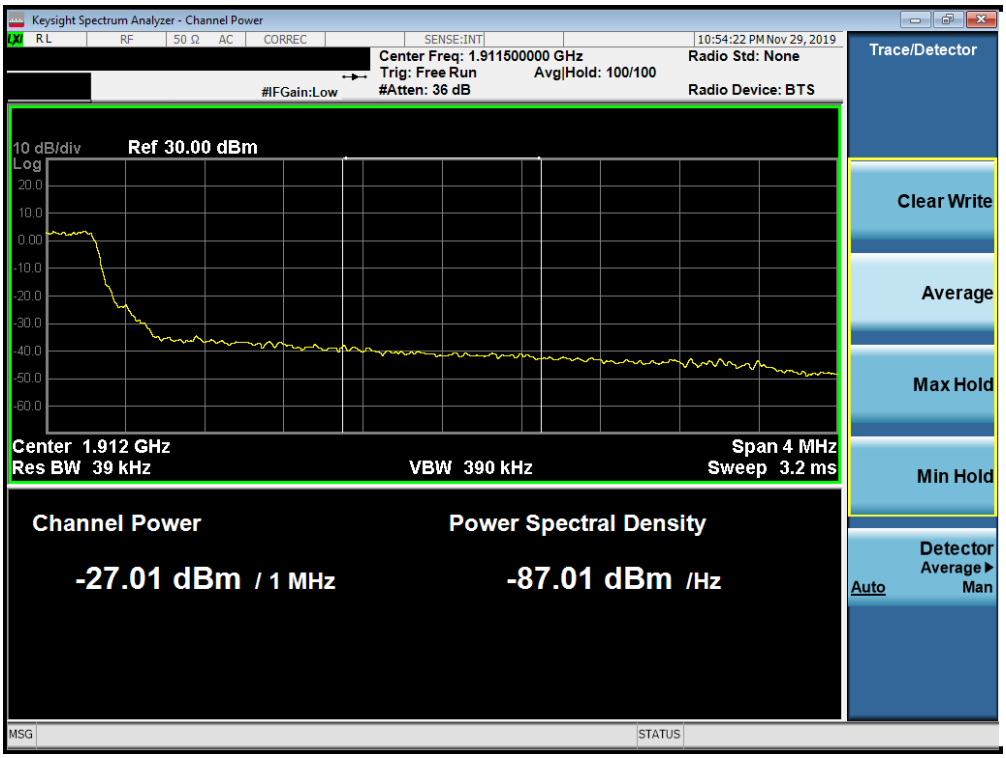

Plot 7-323. Upper Extended Band Edge Plot (Band 2 - 5.0MHz QPSK - Full RB Configuration)

© 2020 PCTEST V 9.0 02/01/2019
All rights reserved. Unless otherwise specified, no part of this report may be reproduced or utilized in any part, form or by any means, electronic or mechanical, including photocopying and microfilm, without permission in writing from PCTEST. If you have any questions about this international copyright or have an enquiry about obtaining additional rights to this report or assembly of contents thereof, please contact INFO@PCTEST.COM.

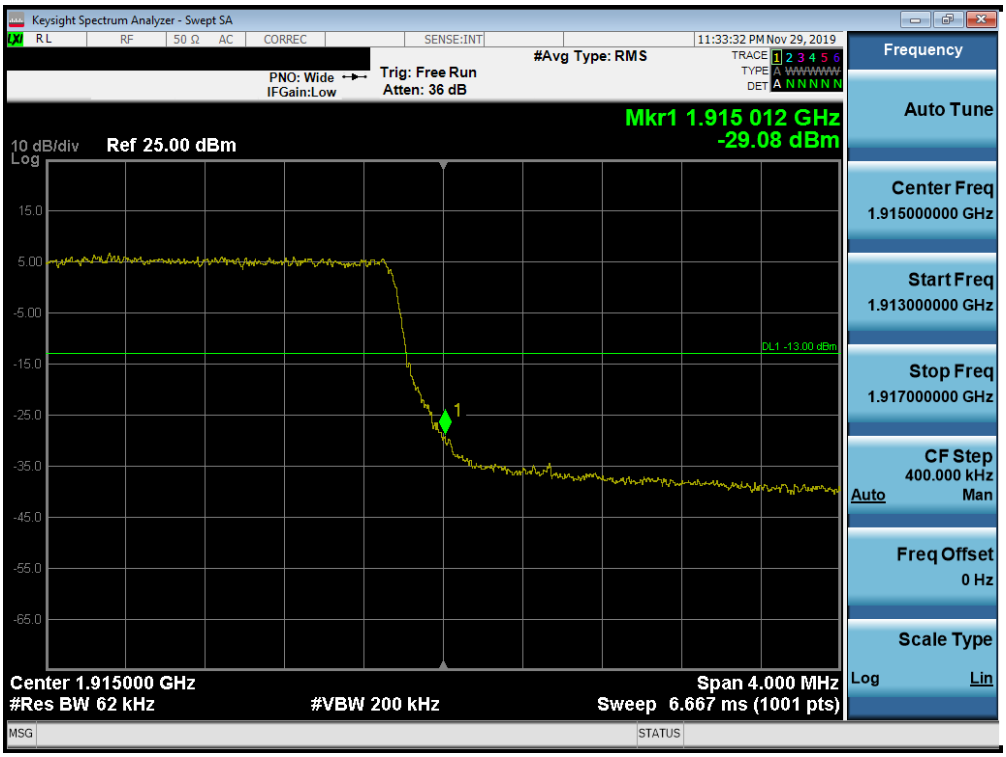

Plot 7-324. Upper Band Edge Plot (Band 25 - 5.0MHz QPSK - Full RB Configuration)

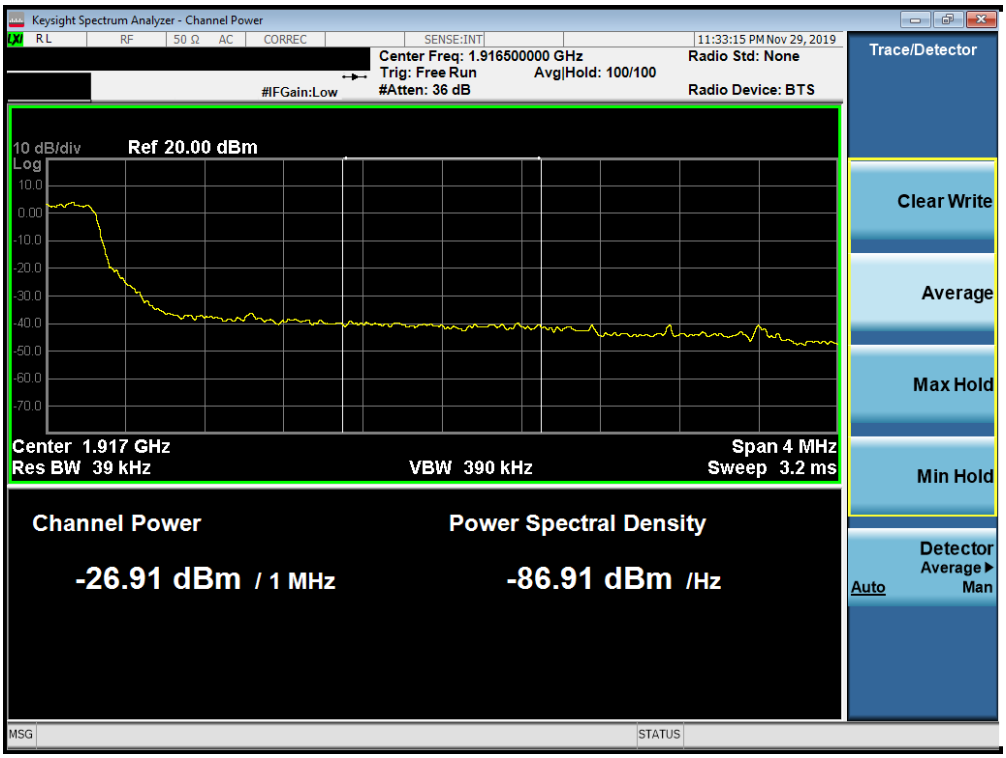

Plot 7-325. Upper Extended Band Edge Plot (Band 25 - 5.0MHz QPSK - Full RB Configuration)

© 2020 PCTEST
All rights reserved. Unless otherwise specified, no part of this report may be reproduced or utilized in any part, form or by any means, electronic or mechanical, including photocopying and microfilm, without permission in writing from PCTEST. If you have any questions about this international copyright or have an enquiry about obtaining additional rights to this report or assembly of contents thereof, please contact INFO@PCTEST.COM.

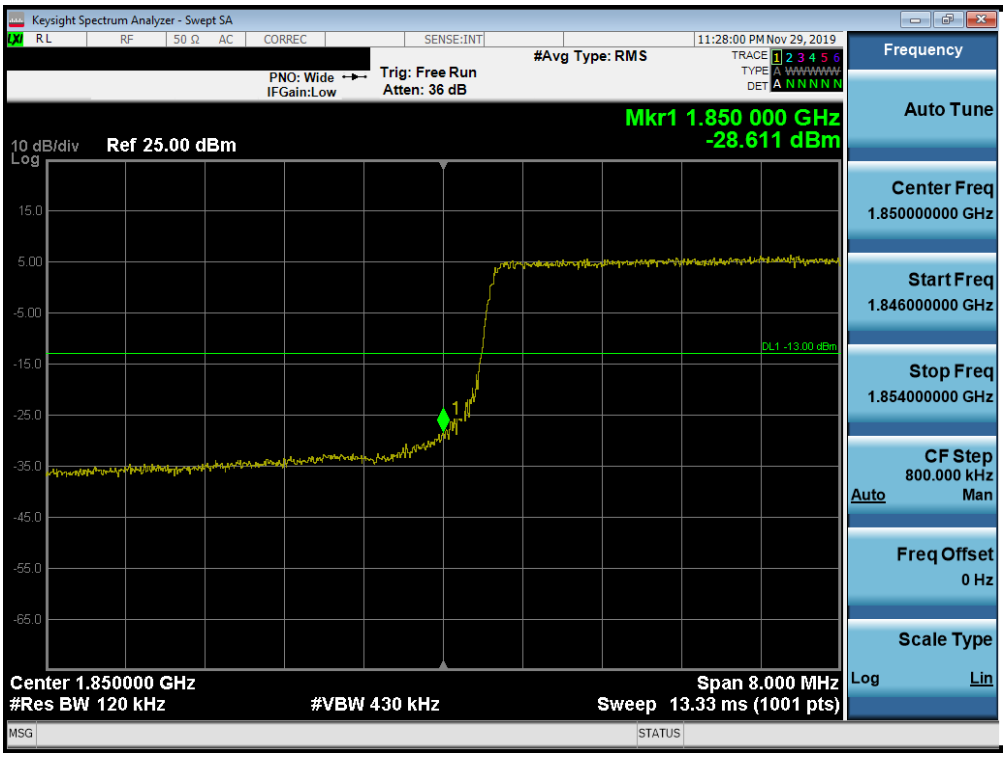

Plot 7-326. Lower Band Edge Plot (Band 25/2 - 10.0MHz QPSK - Full RB Configuration)

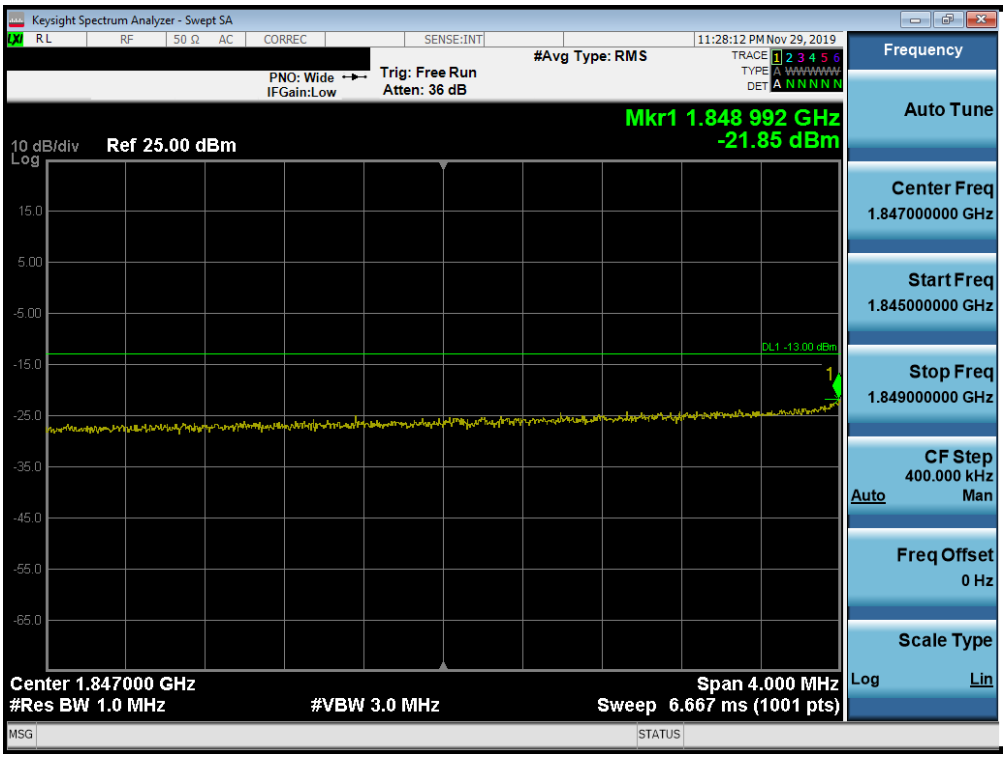

Plot 7-327. Lower Extended Band Edge Plot (Band 25/2 - 10.0MHz QPSK - Full RB Configuration)

© 2020 PCTEST V 9.0 02/01/2019
All rights reserved. Unless otherwise specified, no part of this report may be reproduced or utilized in any part, form or by any means, electronic or mechanical, including photocopying and microfilm, without permission in writing from PCTEST. If you have any questions about this international copyright or have an enquiry about obtaining additional rights to this report or assembly of contents thereof, please contact INFO@PCTEST.COM.

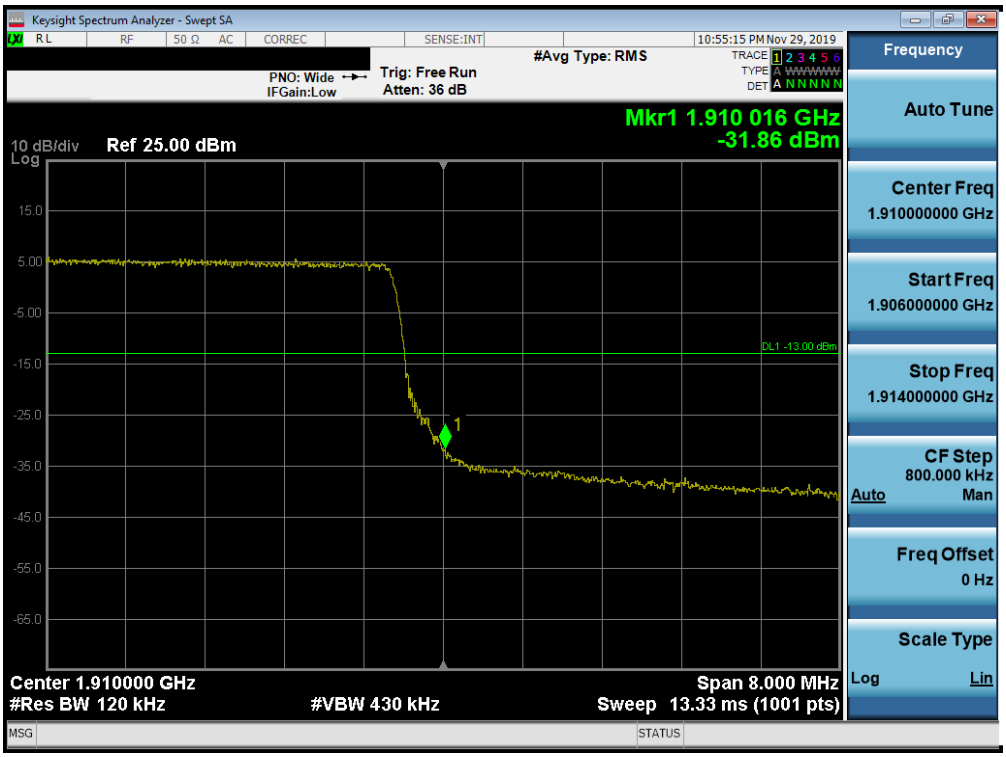

Plot 7-328. Upper Band Edge Plot (Band 2 - 10.0MHz QPSK - Full RB Configuration)

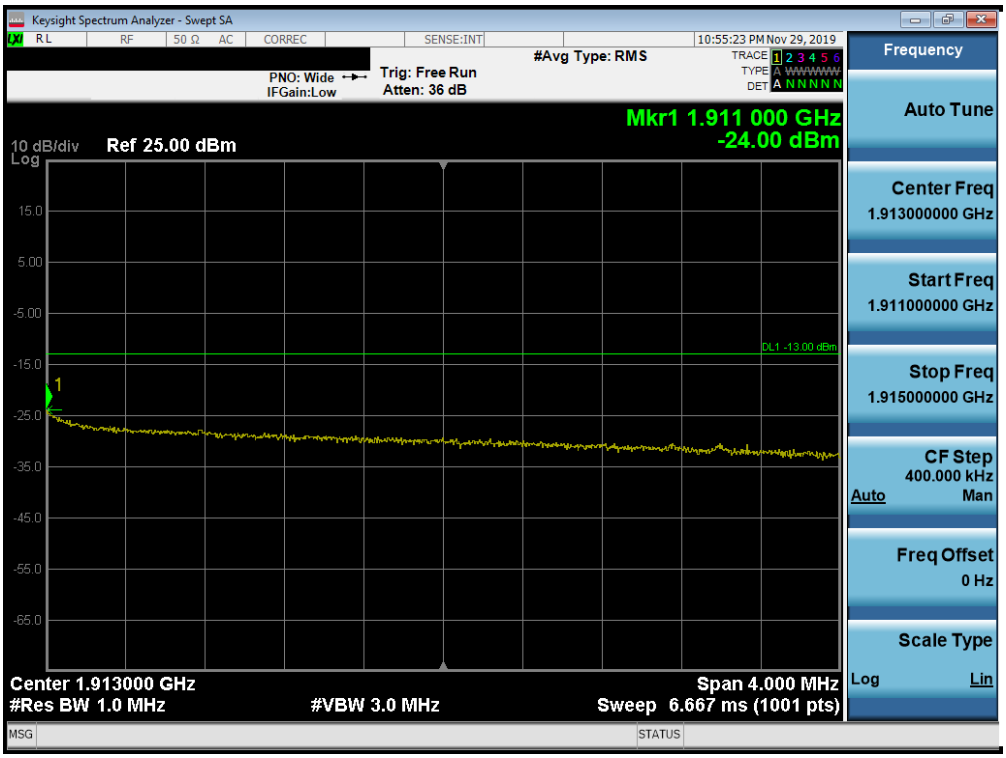

Plot 7-329. Upper Extended Band Edge Plot (Band 2 - 10.0MHz QPSK - Full RB Configuration)

© 2020 PCTEST V 9.0 02/01/2019
All rights reserved. Unless otherwise specified, no part of this report may be reproduced or utilized in any part, form or by any means, electronic or mechanical, including photocopying and microfilm, without permission in writing from PCTEST. If you have any questions about this international copyright or have an enquiry about obtaining additional rights to this report or assembly of contents thereof, please contact INFO@PCTEST.COM.

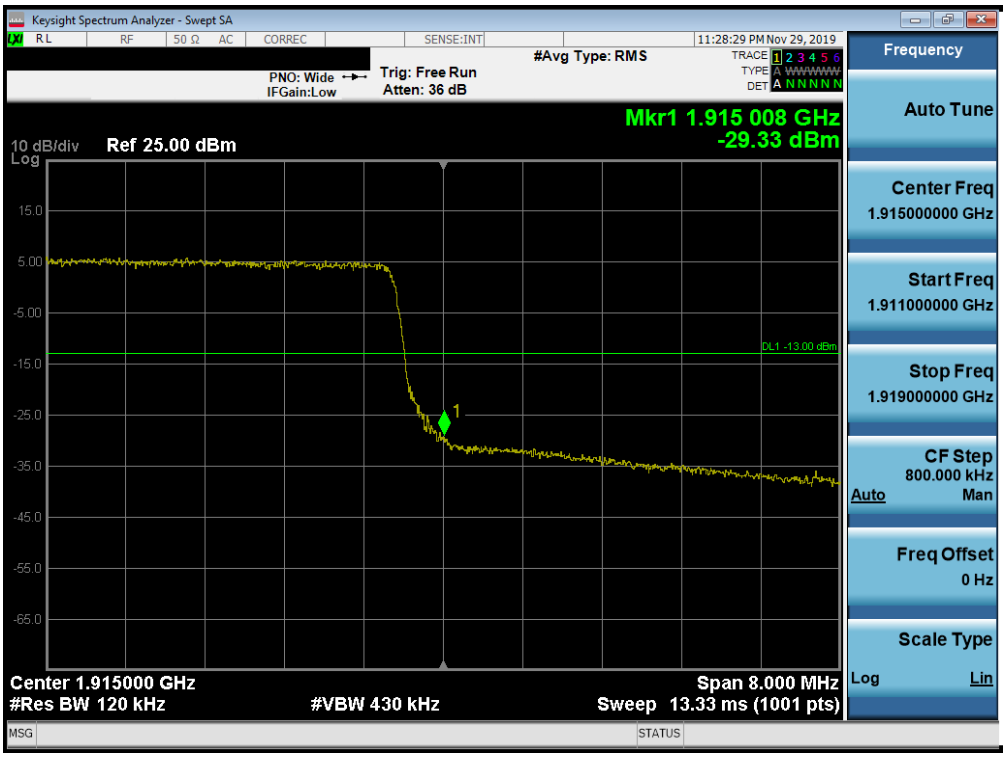

Plot 7-330. Upper Band Edge Plot (Band 25 - 10.0MHz QPSK - Full RB Configuration)

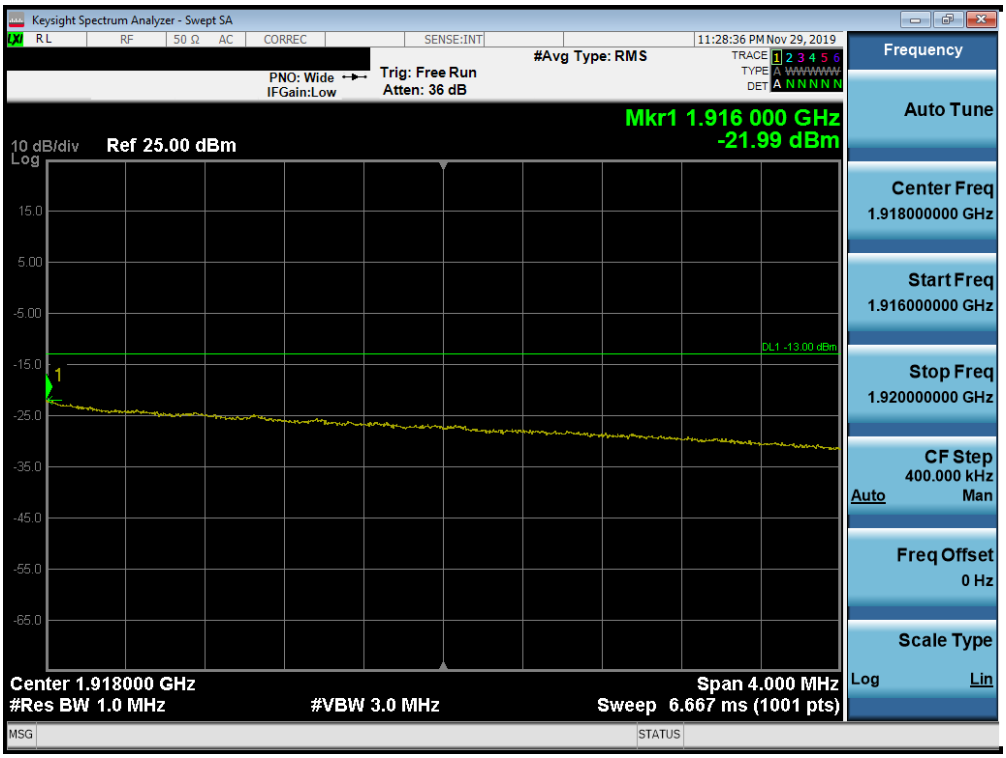

Plot 7-331. Upper Extended Band Edge Plot (Band 25 - 10.0MHz QPSK - Full RB Configuration)

© 2020 PCTEST V 9.0 02/01/2019

All rights reserved. Unless otherwise specified, no part of this report may be reproduced or utilized in any part, form or by any means, electronic or mechanical, including photocopying and microfilm, without permission in writing from PCTEST. If you have any questions about this international copyright or have an enquiry about obtaining additional rights to this report or assembly of contents thereof, please contact INFO@PCTEST.COM.

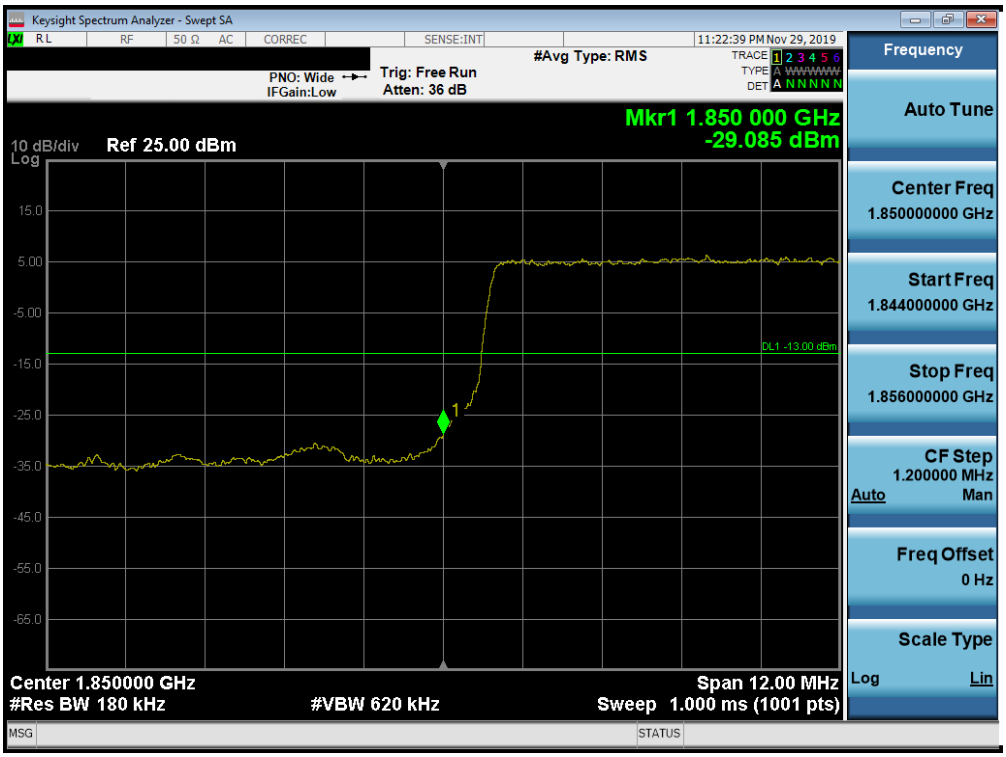

Plot 7-332. Lower Band Edge Plot (Band 25/2 - 15.0MHz QPSK - Full RB Configuration)

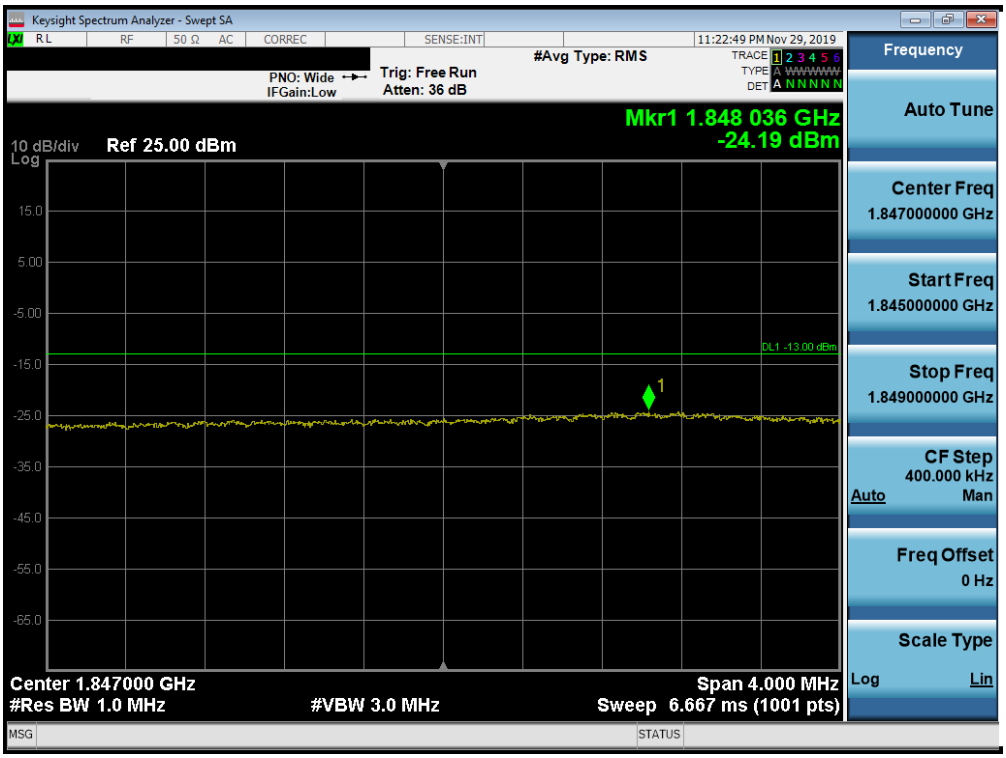

Plot 7-333. Lower Extended Band Edge Plot (Band 25/2 - 15.0MHz QPSK - Full RB Configuration)

© 2020 PCTEST V 9.0 02/01/2019
All rights reserved. Unless otherwise specified, no part of this report may be reproduced or utilized in any part, form or by any means, electronic or mechanical, including photocopying and microfilm, without permission in writing from PCTEST. If you have any questions about this international copyright or have an enquiry about obtaining additional rights to this report or assembly of contents thereof, please contact INFO@PCTEST.COM.

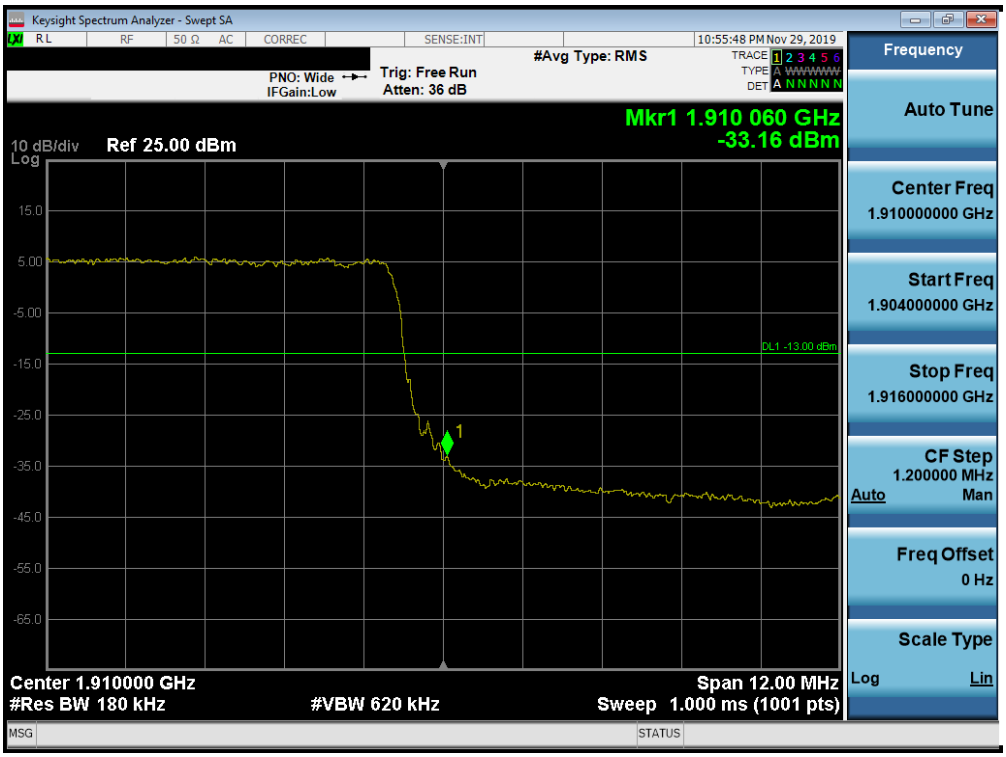

Plot 7-334. Upper Band Edge Plot (Band 2 - 15.0MHz QPSK - Full RB Configuration)

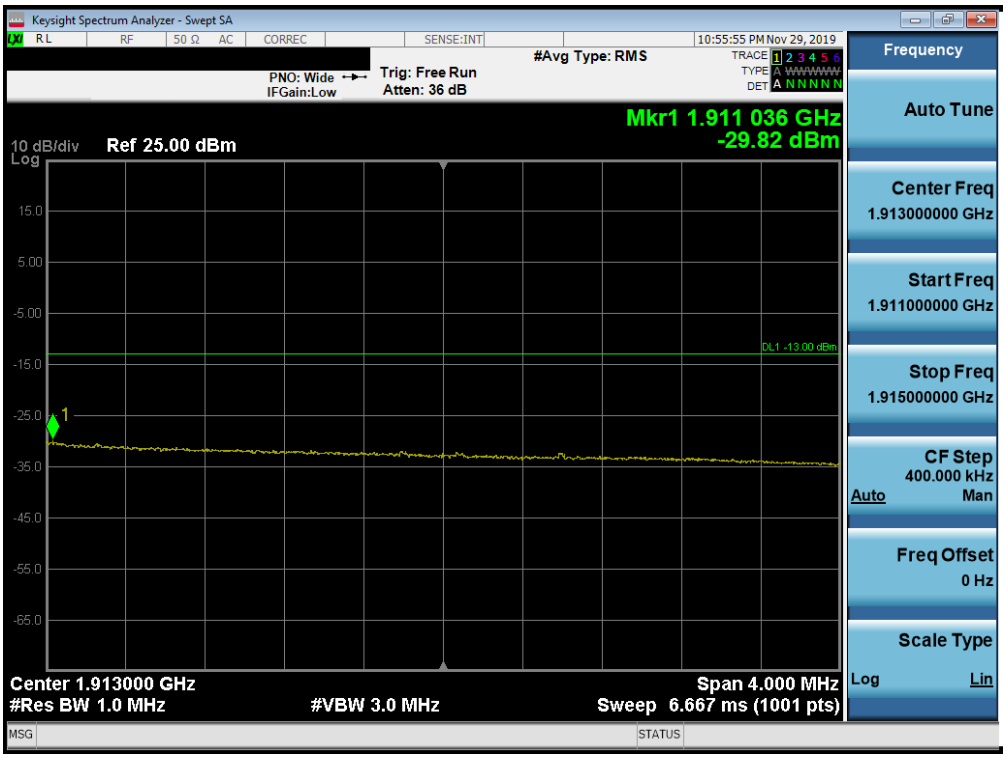

Plot 7-335. Upper Extended Band Edge Plot (Band 2 - 15.0MHz QPSK - Full RB Configuration)

© 2020 PCTEST V 9.0 02/01/2019
All rights reserved. Unless otherwise specified, no part of this report may be reproduced or utilized in any part, form or by any means, electronic or mechanical, including photocopying and microfilm, without permission in writing from PCTEST. If you have any questions about this international copyright or have an enquiry about obtaining additional rights to this report or assembly of contents thereof, please contact INFO@PCTEST.COM.

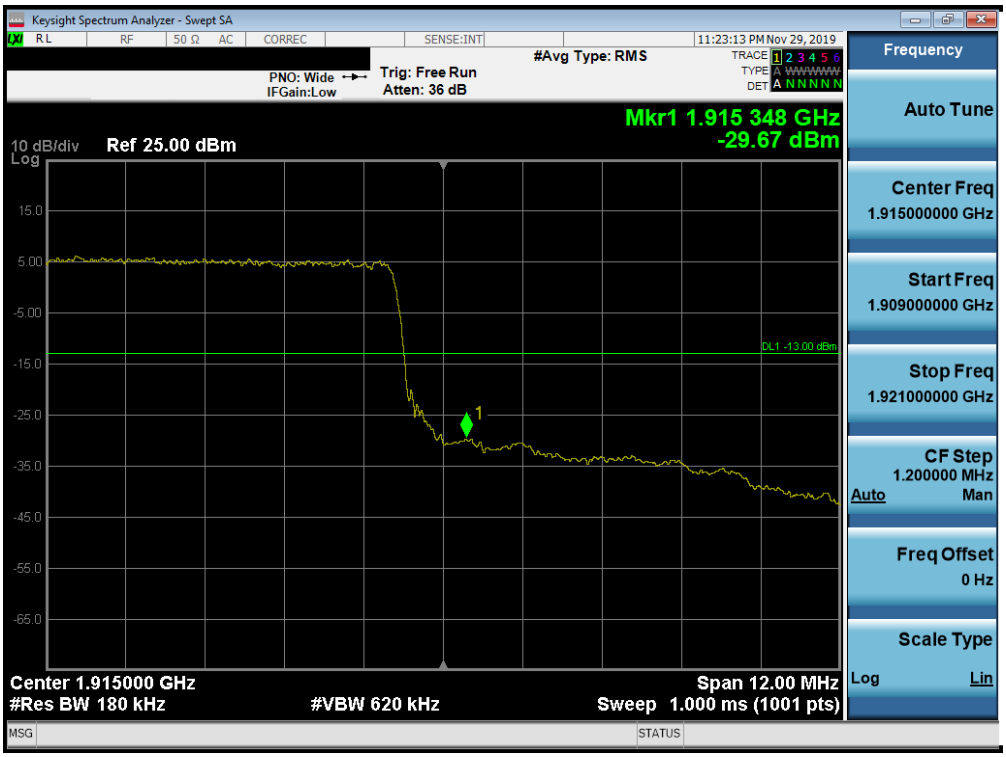

Plot 7-336. Upper Band Edge Plot (Band 25 - 15.0MHz QPSK - Full RB Configuration)

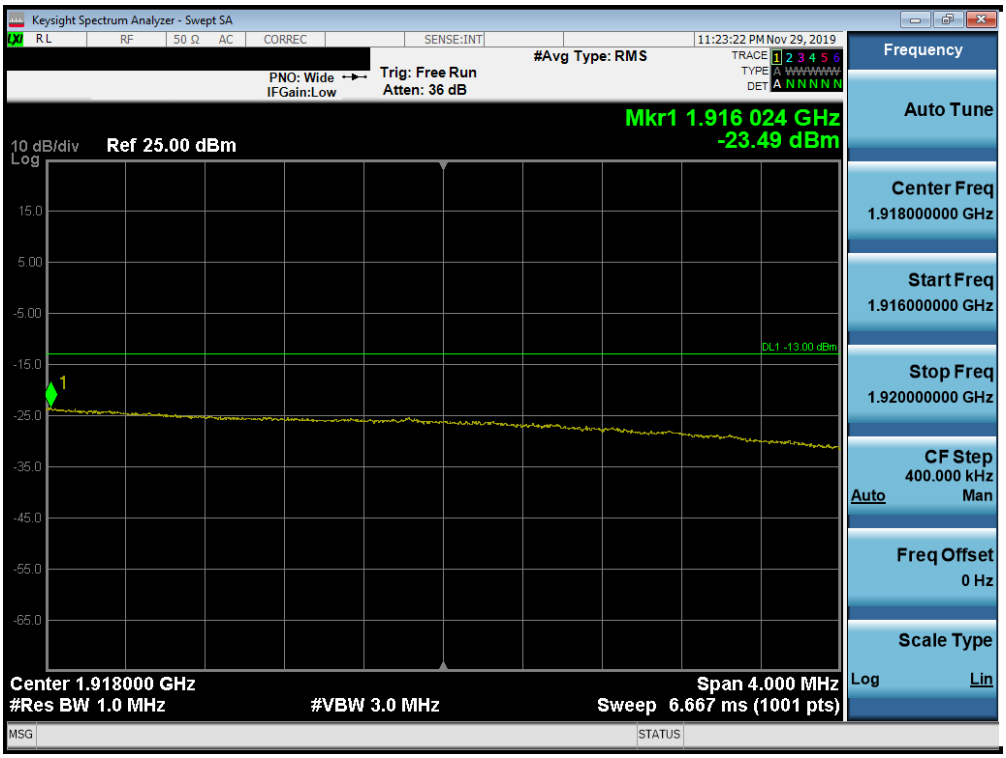

Plot 7-337. Upper Extended Band Edge Plot (Band 25 - 15.0MHz QPSK - Full RB Configuration)

© 2020 PCTEST V 9.0 02/01/2019

All rights reserved. Unless otherwise specified, no part of this report may be reproduced or utilized in any part, form or by any means, electronic or mechanical, including photocopying and microfilm, without permission in writing from PCTEST. If you have any questions about this international copyright or have an enquiry about obtaining additional rights to this report or assembly of contents thereof, please contact INFO@PCTEST.COM.

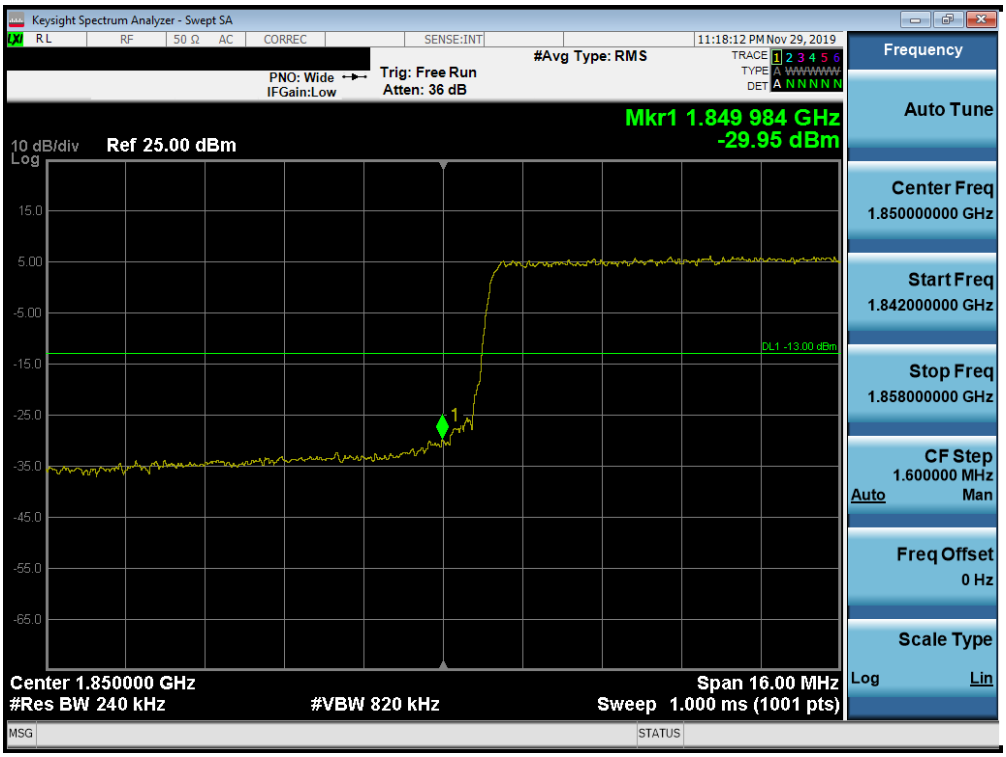

Plot 7-338. Lower Band Edge Plot (Band 25/2 - 20.0MHz QPSK - Full RB Configuration)

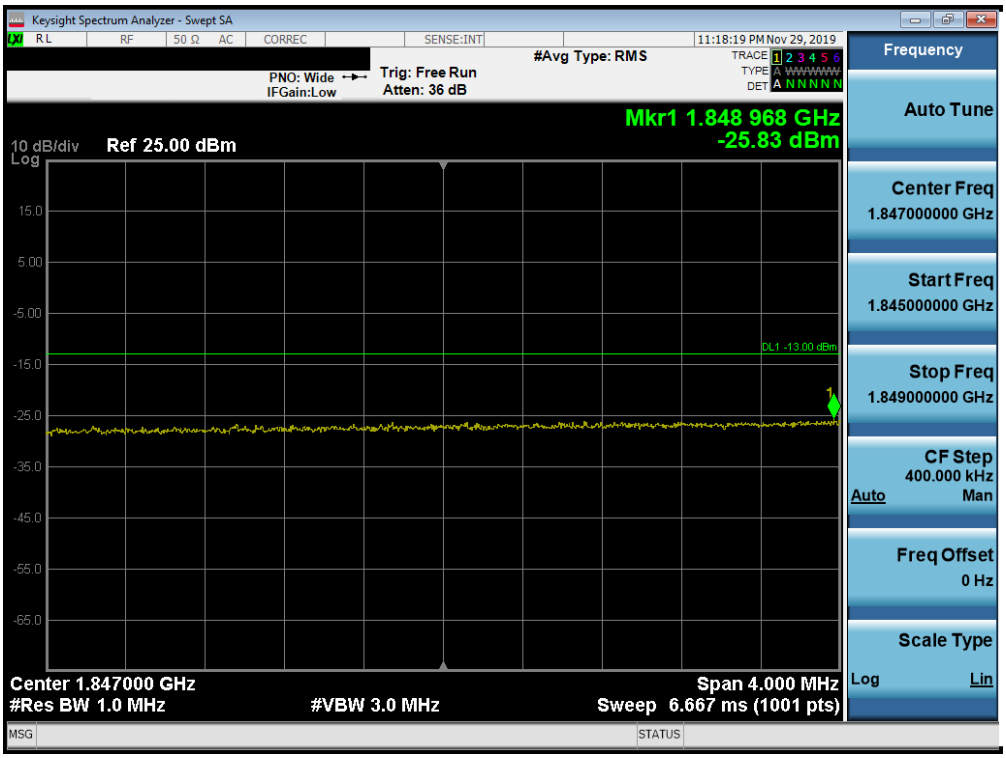

Plot 7-339. Lower Extended Band Edge Plot (Band 25/2 - 20.0MHz QPSK - Full RB Configuration)

© 2020 PCTEST V 9.0 02/01/2019
All rights reserved. Unless otherwise specified, no part of this report may be reproduced or utilized in any part, form or by any means, electronic or mechanical, including photocopying and microfilm, without permission in writing from PCTEST. If you have any questions about this international copyright or have an enquiry about obtaining additional rights to this report or assembly of contents thereof, please contact INFO@PCTEST.COM.

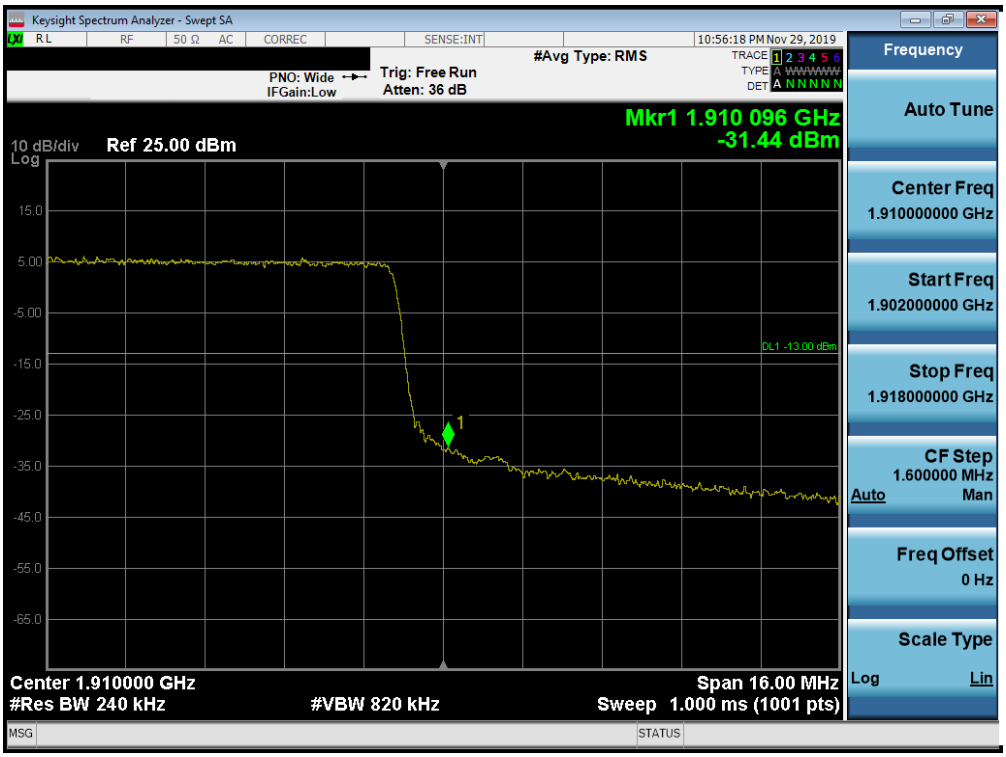

Plot 7-340. Upper Band Edge Plot (Band 2 - 20.0MHz QPSK - Full RB Configuration)

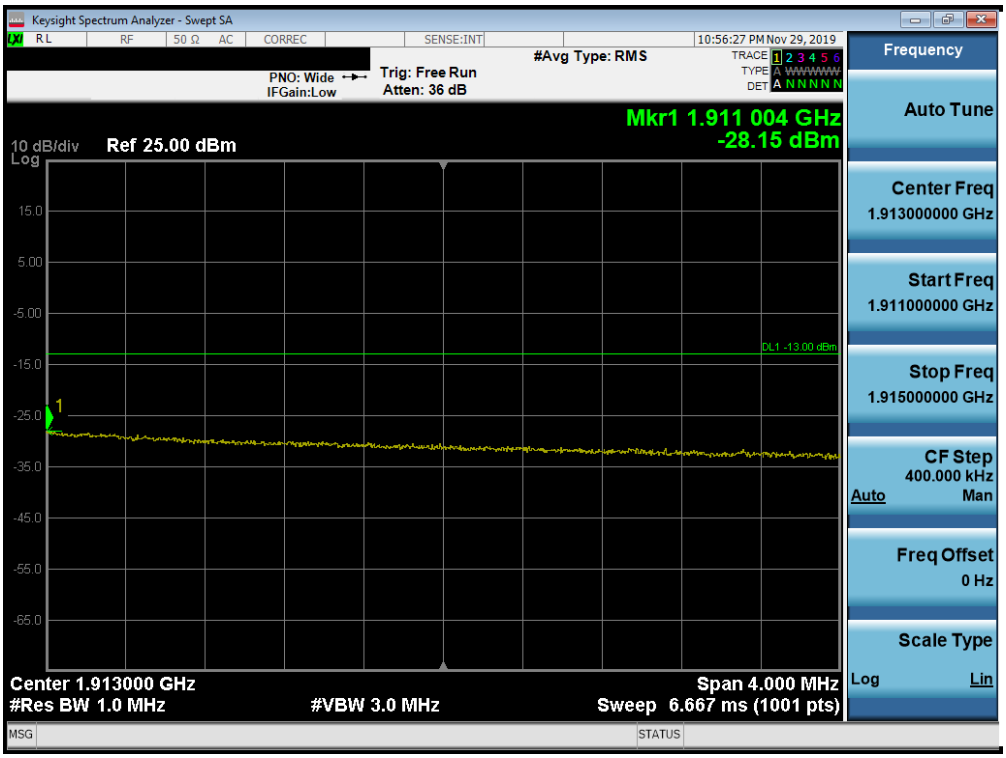

Plot 7-341. Upper Extended Band Edge Plot (Band 2 - 20.0MHz QPSK - Full RB Configuration)

© 2020 PCTEST V 9.0 02/01/2019
All rights reserved. Unless otherwise specified, no part of this report may be reproduced or utilized in any part, form or by any means, electronic or mechanical, including photocopying and microfilm, without permission in writing from PCTEST. If you have any questions about this international copyright or have an enquiry about obtaining additional rights to this report or assembly of contents thereof, please contact INFO@PCTEST.COM.

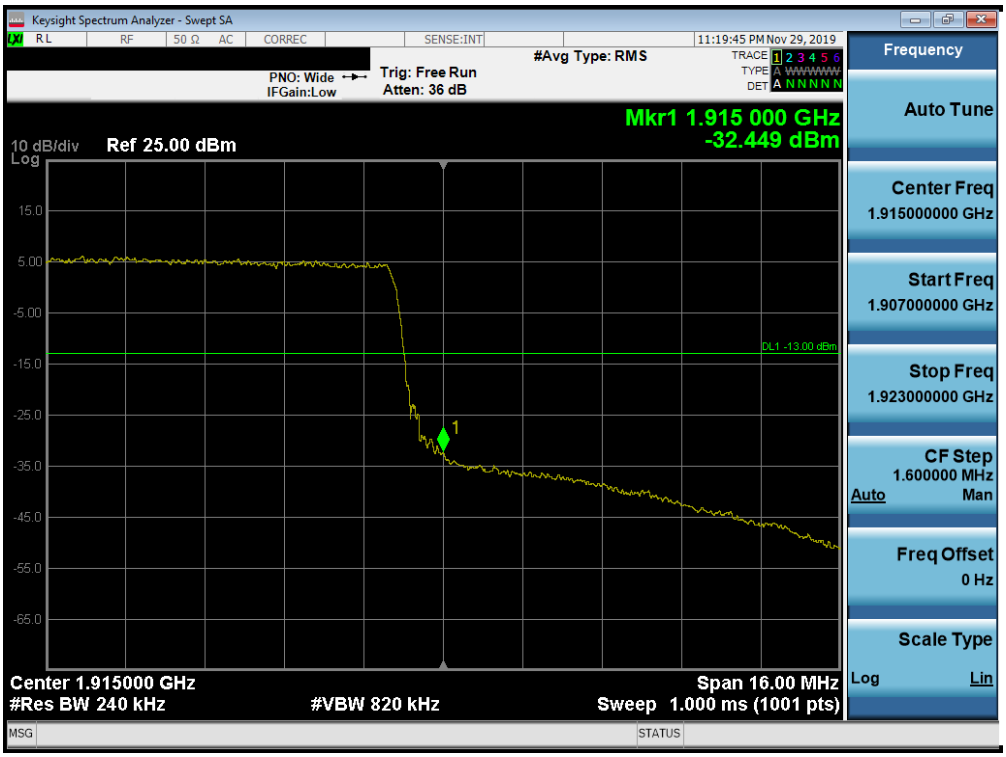

Plot 7-342. Upper Band Edge Plot (Band 25 - 20.0MHz QPSK - Full RB Configuration)

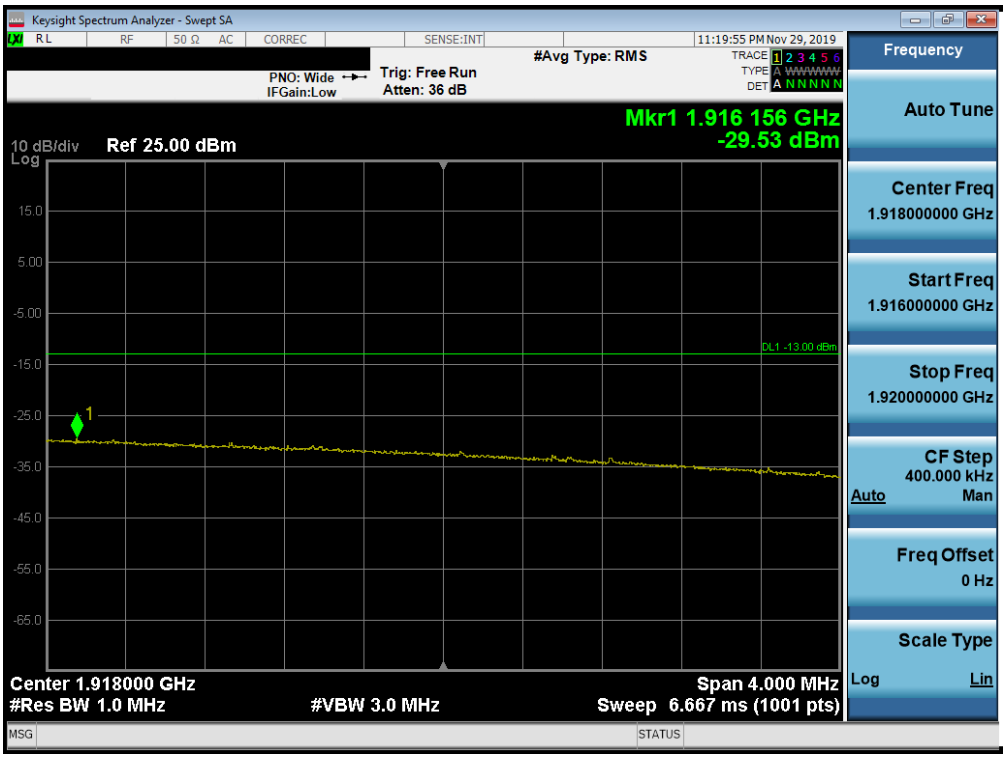

Plot 7-343. Upper Extended Band Edge Plot (Band 25 - 20.0MHz QPSK - Full RB Configuration)

© 2020 PCTEST V 9.0 02/01/2019
All rights reserved. Unless otherwise specified, no part of this report may be reproduced or utilized in any part, form or by any means, electronic or mechanical, including photocopying and microfilm, without permission in writing from PCTEST. If you have any questions about this international copyright or have an enquiry about obtaining additional rights to this report or assembly of contents thereof, please contact INFO@PCTEST.COM.

Band 30

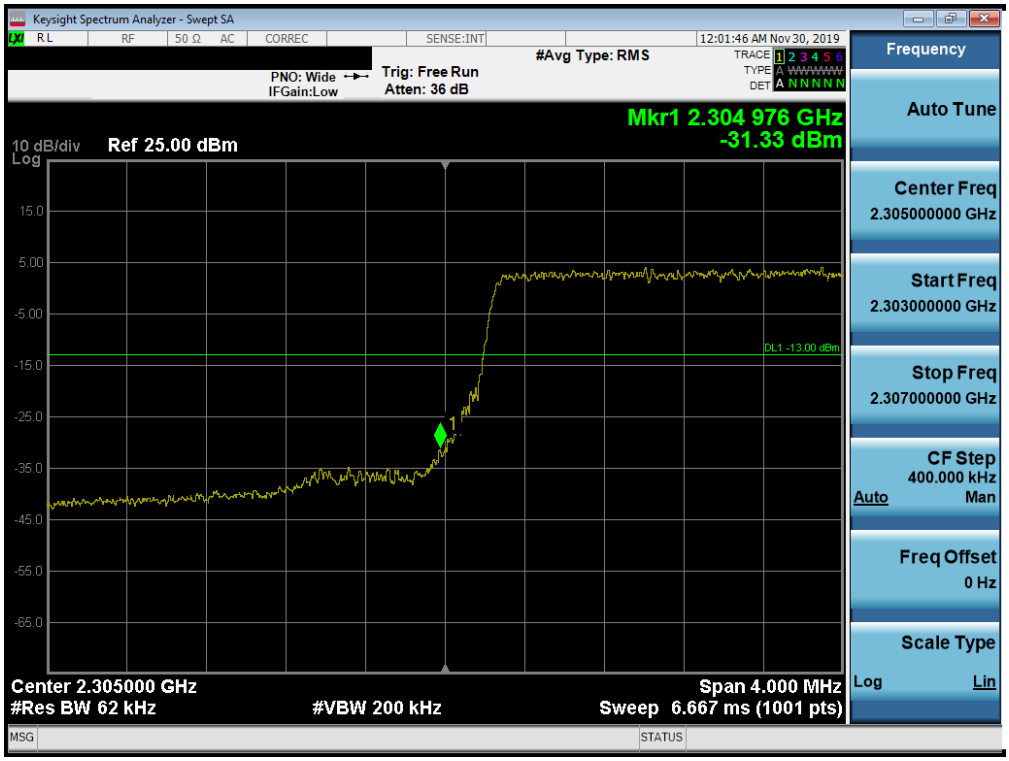

Plot 7-344. Lower Band Edge Plot (Band 30 - 5.0MHz QPSK - Full RB Configuration)

Plot 7-345. Lower Extended Band Edge Plot (Band 30 - 5.0MHz QPSK - Full RB Configuration)

© 2020 PCTEST V 9.0 02/01/2019
All rights reserved. Unless otherwise specified, no part of this report may be reproduced or utilized in any part, form or by any means, electronic or mechanical, including photocopying and microfilm, without permission in writing from PCTEST. If you have any questions about this international copyright or have an enquiry about obtaining additional rights to this report or assembly of contents thereof, please contact INFO@PCTEST.COM.

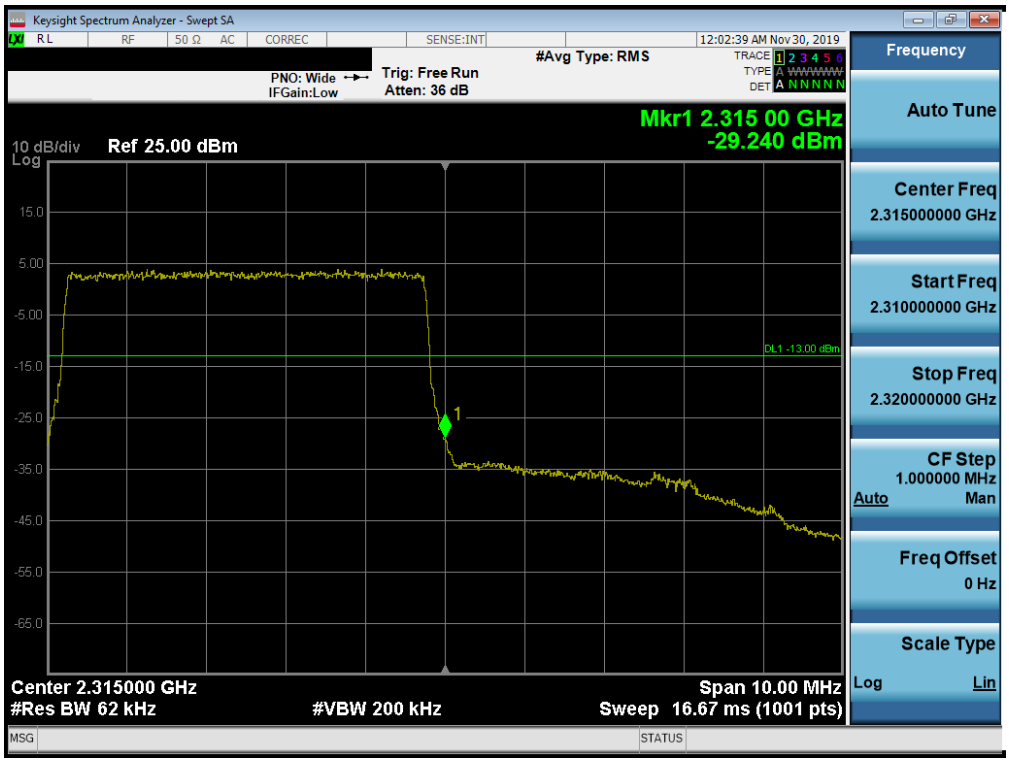

Plot 7-346. Upper Band Edge Plot (Band 30 - 5.0MHz QPSK - Full RB Configuration)

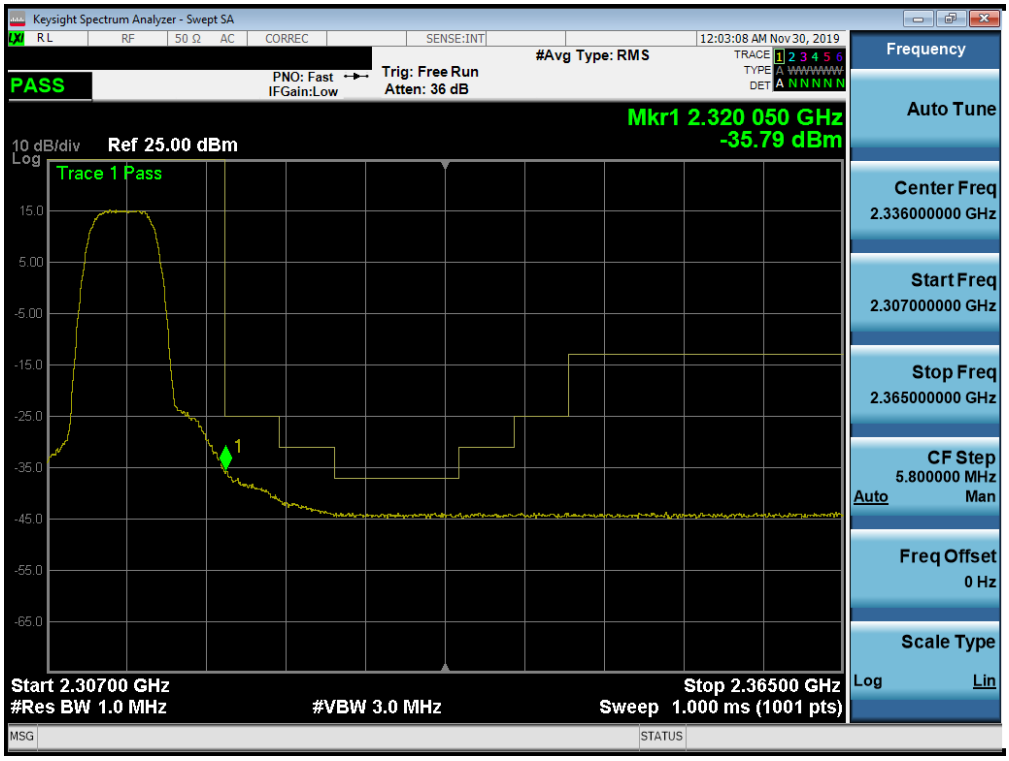

Plot 7-347. Upper Extended Band Edge Plot (Band 30 - 5.0MHz QPSK - Full RB Configuration)

© 2020 PCTEST V 9.0 02/01/2019
All rights reserved. Unless otherwise specified, no part of this report may be reproduced or utilized in any part, form or by any means, electronic or mechanical, including photocopying and microfilm, without permission in writing from PCTEST. If you have any questions about this international copyright or have an enquiry about obtaining additional rights to this report or assembly of contents thereof, please contact INFO@PCTEST.COM.

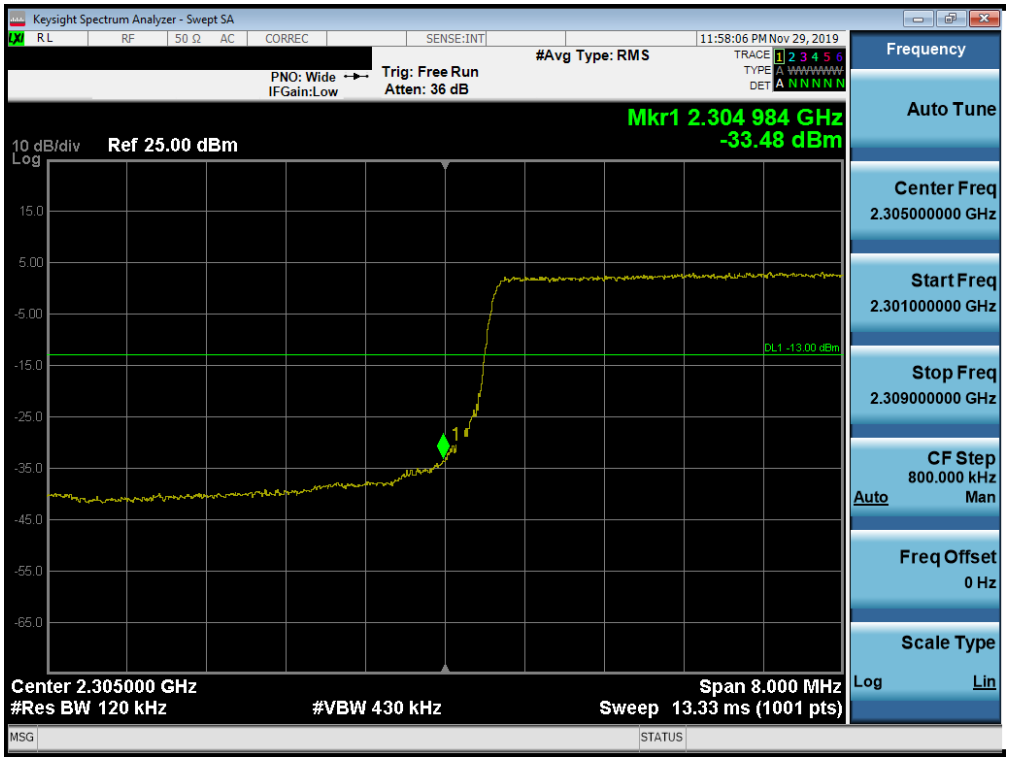

Plot 7-348. Lower Band Edge Plot (Band 30 - 10.0MHz QPSK - Full RB Configuration)

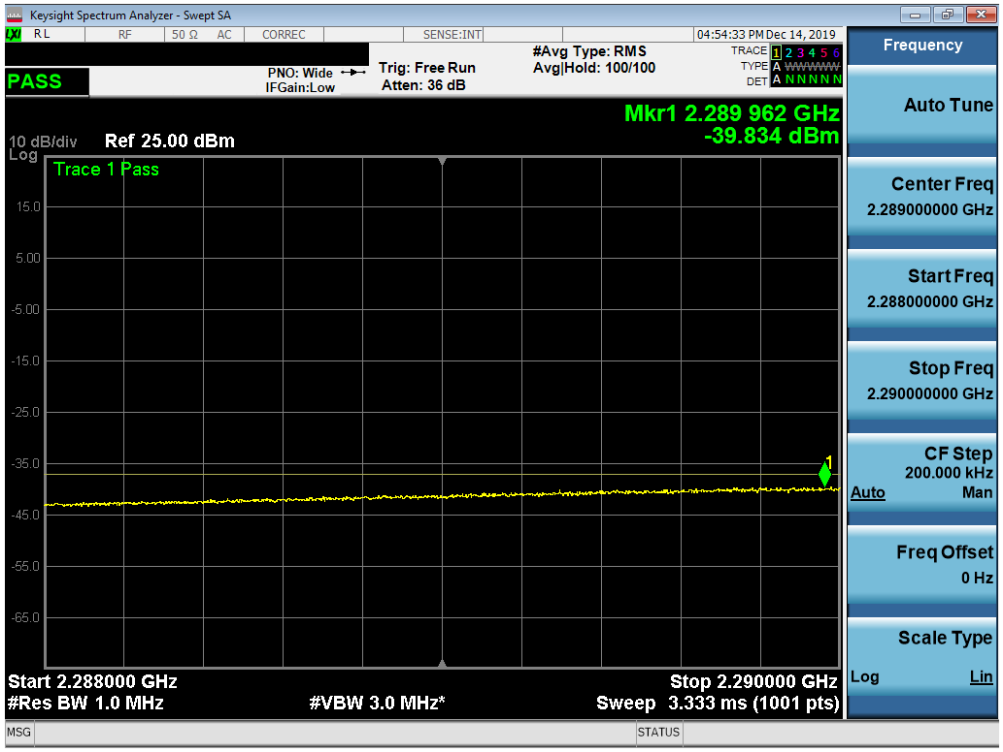

Plot 7-349. Lower Extended Band Edge Plot (Band 30 - 10.0MHz QPSK - Full RB Configuration)

© 2020 PCTEST
All rights reserved. Unless otherwise specified, no part of this report may be reproduced or utilized in any part, form or by any means, electronic or mechanical, including photocopying and microfilm, without permission in writing from PCTEST. If you have any questions about this international copyright or have an enquiry about obtaining additional rights to this report or assembly of contents thereof, please contact INFO@PCTEST.COM.

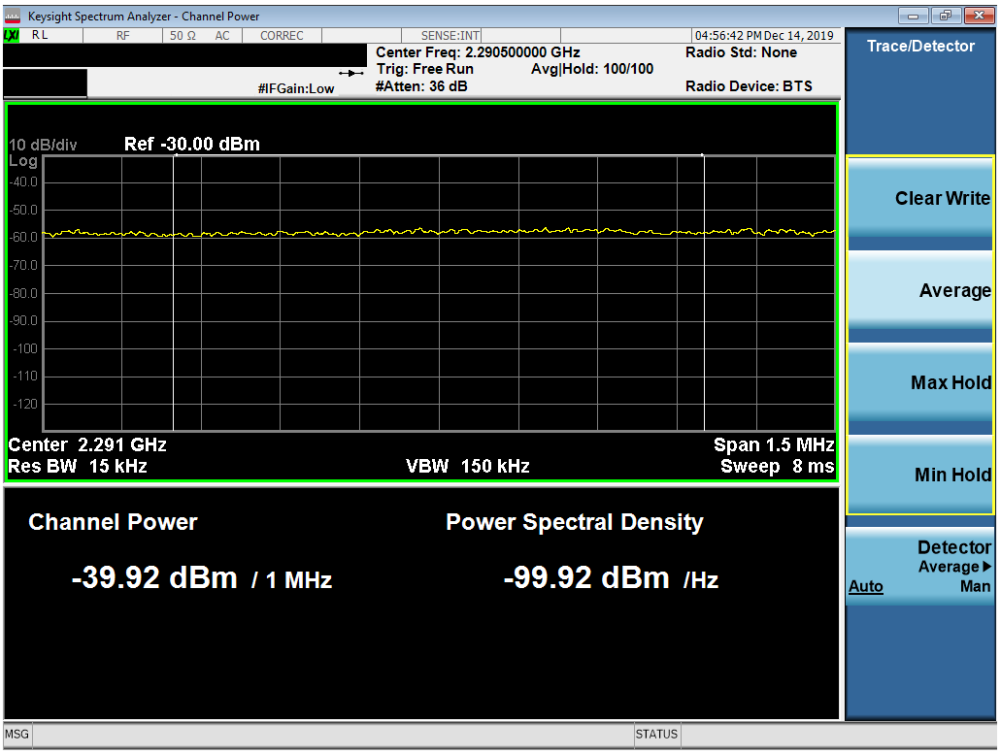

Plot 7-350. Lower Extended Band Edge Plot (Band 30 - 10.0MHz QPSK - Full RB Configuration)

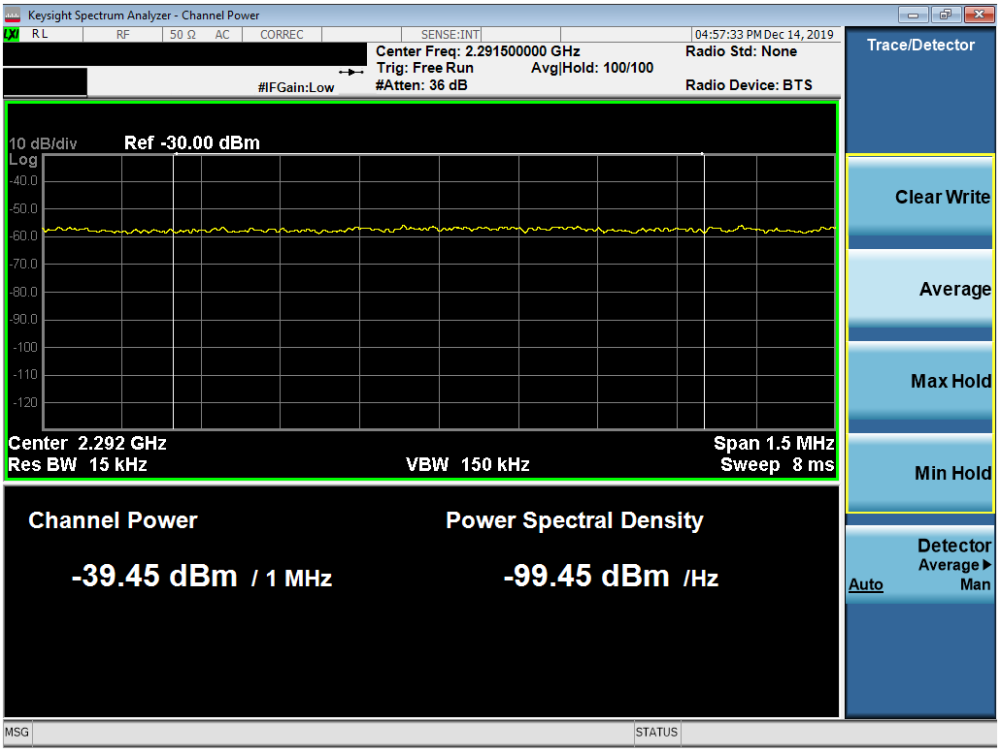

Plot 7-351. Lower Extended Band Edge Plot (Band 30 - 10.0MHz QPSK - Full RB Configuration)

© 2020 PCTEST
All rights reserved. Unless otherwise specified, no part of this report may be reproduced or utilized in any part, form or by any means, electronic or mechanical, including photocopying and microfilm, without permission in writing from PCTEST. If you have any questions about this international copyright or have an enquiry about obtaining additional rights to this report or assembly of contents thereof, please contact INFO@PCTEST.COM.

Plot 7-352. Lower Extended Band Edge Plot (Band 30 - 10.0MHz QPSK - Full RB Configuration)

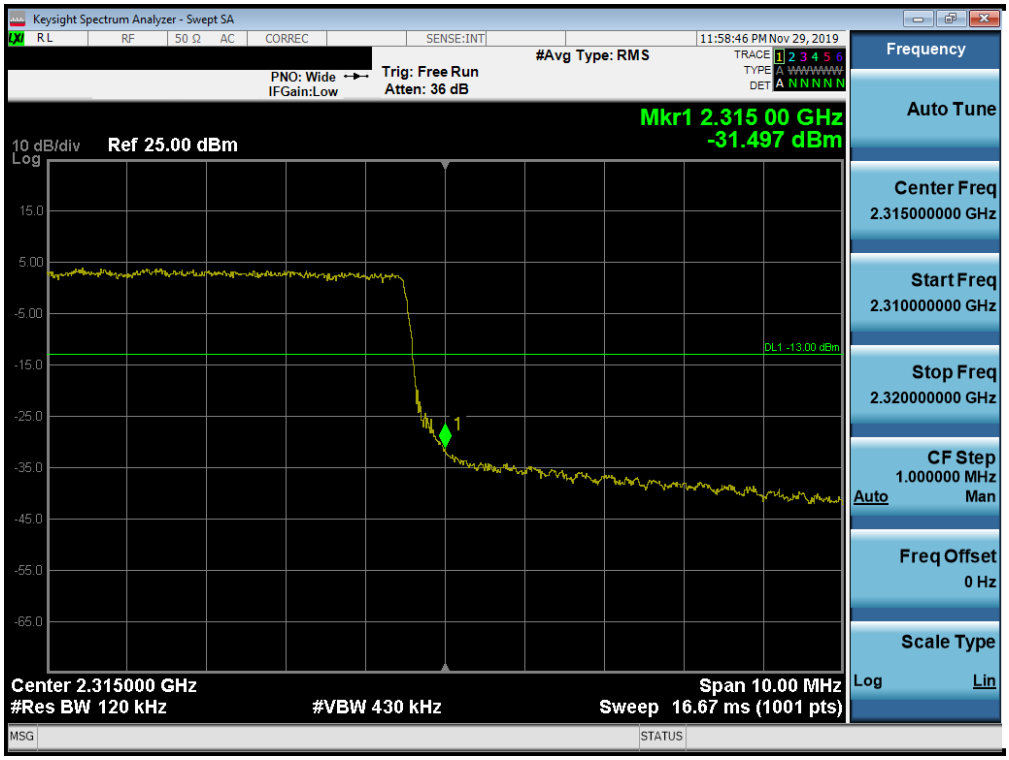

Plot 7-353. Upper Band Edge Plot (Band 30 - 10.0MHz QPSK - Full RB Configuration)

© 2020 PCTEST V 9.0 02/01/2019
All rights reserved. Unless otherwise specified, no part of this report may be reproduced or utilized in any part, form or by any means, electronic or mechanical, including photocopying and microfilm, without permission in writing from PCTEST. If you have any questions about this international copyright or have an enquiry about obtaining additional rights to this report or assembly of contents thereof, please contact INFO@PCTEST.COM.

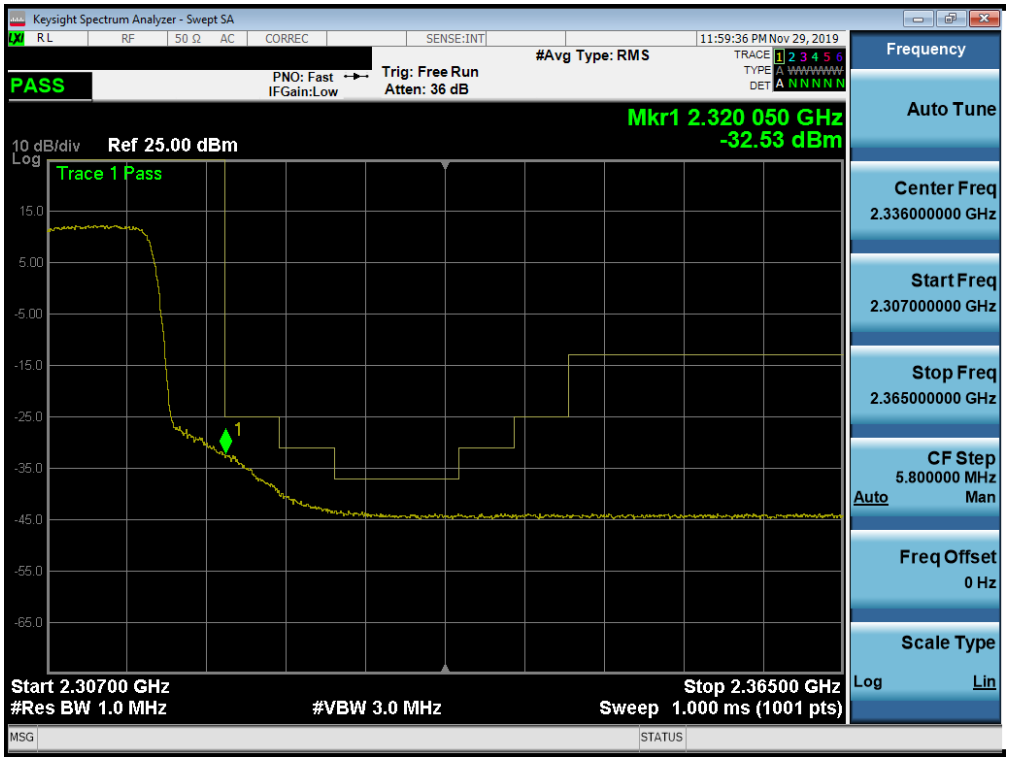

Plot 7-354. Upper Extended Band Edge Plot (Band 30 - 10.0MHz QPSK - Full RB Configuration)

© 2020 PCTEST V 9.0 02/01/2019

All rights reserved. Unless otherwise specified, no part of this report may be reproduced or utilized in any part, form or by any means, electronic or mechanical, including photocopying and microfilm, without permission in writing from PCTEST. If you have any questions about this international copyright or have an enquiry about obtaining additional rights to this report or assembly of contents thereof, please contact INFO@PCTEST.COM.

Band 7

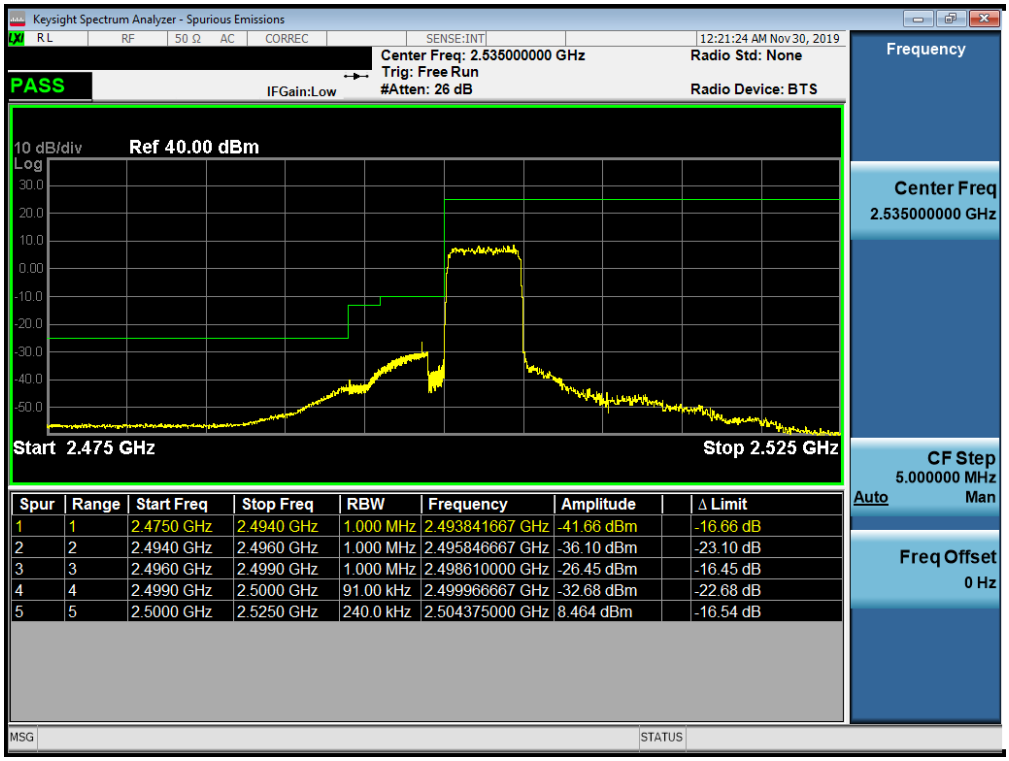

Spur	Range	Start Freq	Stop Freq	RBW	Frequency	Amplitude	Δ Limit
1	1	2.4750 GHz	2.4940 GHz	1.000 MHz	2.493841667 GHz	-41.66 dBm	-16.66 dB
2	2	2.4940 GHz	2.4960 GHz	1.000 MHz	2.495846667 GHz	-36.10 dBm	-23.10 dB
3	3	2.4960 GHz	2.4990 GHz	1.000 MHz	2.498610000 GHz	-26.45 dBm	-16.45 dB
4	4	2.4990 GHz	2.5000 GHz	91.00 kHz	2.499966667 GHz	-32.68 dBm	-22.68 dB
5	5	2.5000 GHz	2.5250 GHz	240.0 kHz	2.504375000 GHz	8.464 dBm	-16.54 dB

Plot 7-355. Lower ACP Plot (Band 7 - 5.0MHz QPSK - Full RB Configuration)

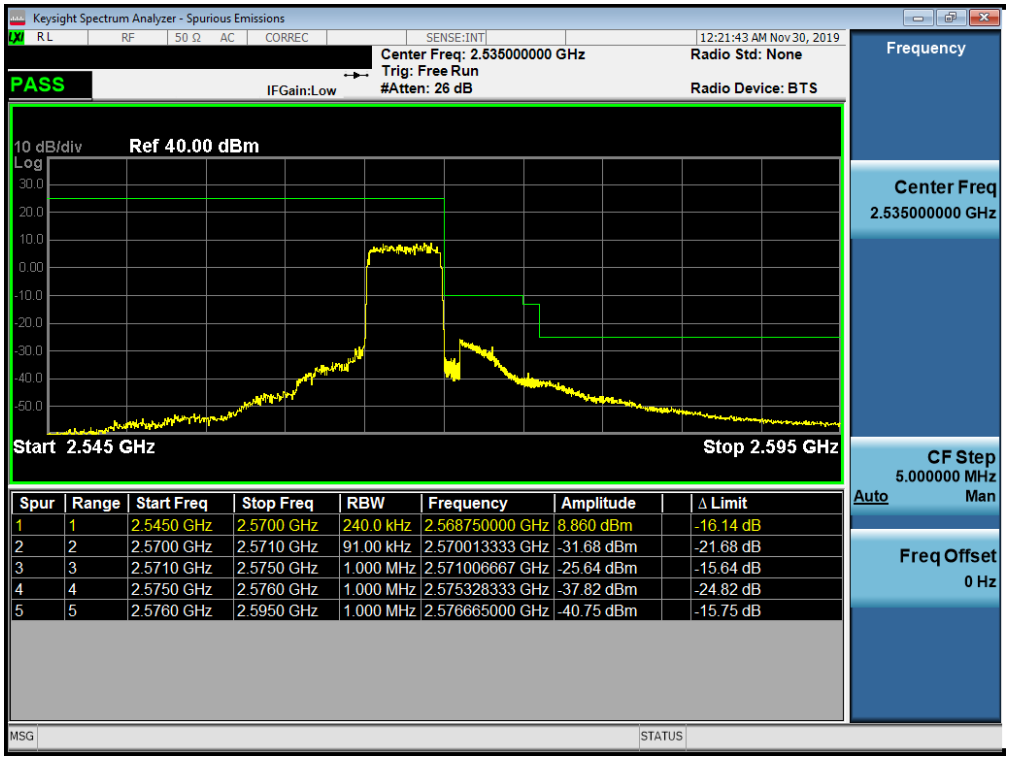

Spur	Range	Start Freq	Stop Freq	RBW	Frequency	Amplitude	Δ Limit
1	1	2.5450 GHz	2.5700 GHz	240.0 kHz	2.568750000 GHz	8.860 dBm	-16.14 dB
2	2	2.5700 GHz	2.5710 GHz	91.00 kHz	2.570013333 GHz	-31.68 dBm	-21.68 dB
3	3	2.5710 GHz	2.5750 GHz	1.000 MHz	2.571006667 GHz	-25.64 dBm	-15.64 dB
4	4	2.5750 GHz	2.5760 GHz	1.000 MHz	2.575328333 GHz	-37.82 dBm	-24.82 dB
5	5	2.5760 GHz	2.5950 GHz	1.000 MHz	2.576665000 GHz	-40.75 dBm	-15.75 dB

Plot 7-356. Higher ACP Plot (Band 7 - 5.0MHz QPSK - Full RB Configuration)

© 2020 PCTEST V 9.0 02/01/2019
All rights reserved. Unless otherwise specified, no part of this report may be reproduced or utilized in any part, form or by any means, electronic or mechanical, including photocopying and microfilm, without permission in writing from PCTEST. If you have any questions about this international copyright or have an enquiry about obtaining additional rights to this report or assembly of contents thereof, please contact INFO@PCTEST.COM.

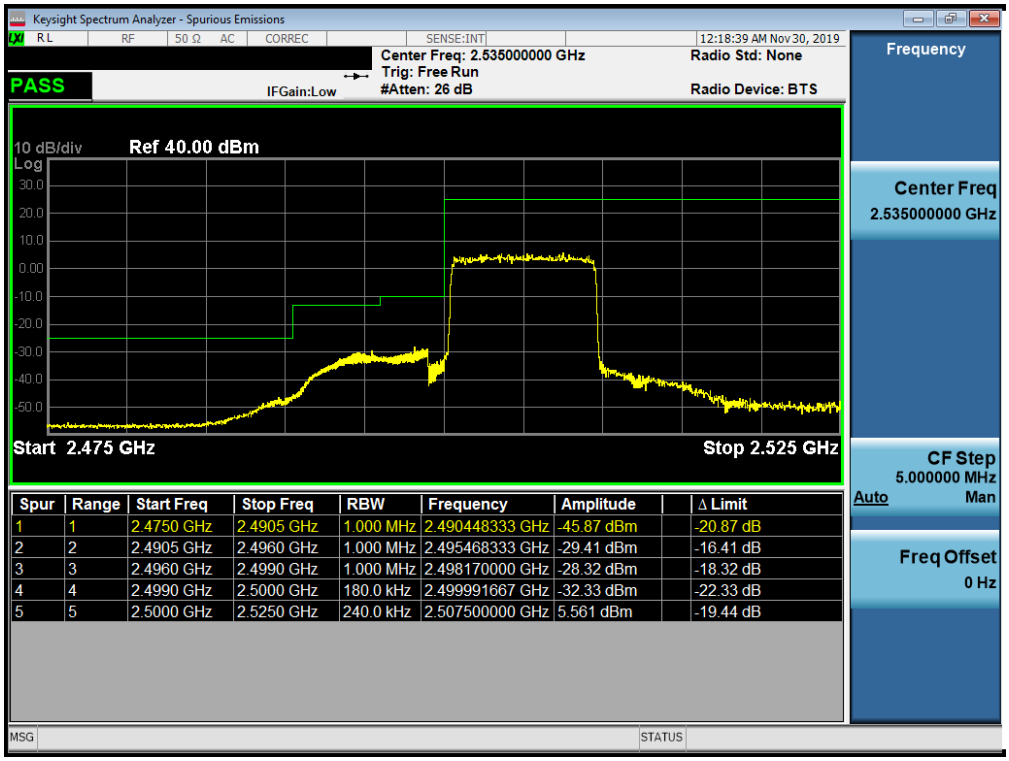

Spur	Range	Start Freq	Stop Freq	RBW	Frequency	Amplitude	Δ Limit
1	1	2.4750 GHz	2.4905 GHz	1.000 MHz	2.490448333 GHz	-45.87 dBm	-20.87 dB
2	2	2.4905 GHz	2.4960 GHz	1.000 MHz	2.495468333 GHz	-29.41 dBm	-16.41 dB
3	3	2.4960 GHz	2.4990 GHz	1.000 MHz	2.498170000 GHz	-28.32 dBm	-18.32 dB
4	4	2.4990 GHz	2.5000 GHz	180.0 kHz	2.499991667 GHz	-32.33 dBm	-22.33 dB
5	5	2.5000 GHz	2.5250 GHz	240.0 kHz	2.507500000 GHz	5.561 dBm	-19.44 dB

Plot 7-357. Lower ACP Plot (Band 7 - 10.0MHz QPSK - Full RB Configuration)

Spur	Range	Start Freq	Stop Freq	RBW	Frequency	Amplitude	Δ Limit
1	1	2.5450 GHz	2.5700 GHz	240.0 kHz	2.566791667 GHz	5.136 dBm	-19.86 dB
2	2	2.5700 GHz	2.5710 GHz	180.0 kHz	2.570016667 GHz	-29.50 dBm	-19.50 dB
3	3	2.5710 GHz	2.5750 GHz	1.000 MHz	2.571046667 GHz	-23.87 dBm	-13.87 dB
4	4	2.5750 GHz	2.5790 GHz	1.000 MHz	2.575337875 GHz	-29.44 dBm	-16.44 dB
5	5	2.5790 GHz	2.5950 GHz	1.000 MHz	2.578975000 GHz	-40.19 dBm	-15.19 dB

Plot 7-358. Higher ACP Plot (Band 7 - 10.0MHz QPSK - Full RB Configuration)

© 2020 PCTEST
All rights reserved. Unless otherwise specified, no part of this report may be reproduced or utilized in any part, form or by any means, electronic or mechanical, including photocopying and microfilm, without permission in writing from PCTEST. If you have any questions about this international copyright or have an enquiry about obtaining additional rights to this report or assembly of contents thereof, please contact INFO@PCTEST.COM.

Spur	Range	Start Freq	Stop Freq	RBW	Frequency	Amplitude	Δ Limit
1	1	2.4750 GHz	2.4905 GHz	1.000 MHz	2.490422500 GHz	-37.15 dBm	-12.15 dB
2	2	2.4905 GHz	2.4960 GHz	1.000 MHz	2.495880833 GHz	-26.88 dBm	-13.88 dB
3	3	2.4960 GHz	2.4990 GHz	1.000 MHz	2.498250000 GHz	-25.06 dBm	-15.06 dB
4	4	2.4990 GHz	2.5000 GHz	270.0 kHz	2.499985000 GHz	-28.64 dBm	-18.64 dB
5	5	2.5000 GHz	2.5250 GHz	240.0 kHz	2.510833333 GHz	4.097 dBm	-20.90 dB

Plot 7-359. Lower ACP Plot (Band 7 - 15.0MHz QPSK - Full RB Configuration)

Spur	Range	Start Freq	Stop Freq	RBW	Frequency	Amplitude	Δ Limit
1	1	2.5450 GHz	2.5700 GHz	240.0 kHz	2.561583333 GHz	4.412 dBm	-20.59 dB
2	2	2.5700 GHz	2.5710 GHz	270.0 kHz	2.570088333 GHz	-31.99 dBm	-21.99 dB
3	3	2.5710 GHz	2.5750 GHz	1.000 MHz	2.571033333 GHz	-28.97 dBm	-18.97 dB
4	4	2.5750 GHz	2.5835 GHz	1.000 MHz	2.575141033 GHz	-33.49 dBm	-20.49 dB
5	5	2.5835 GHz	2.5950 GHz	1.000 MHz	2.585385000 GHz	-40.29 dBm	-15.29 dB

Plot 7-360. Higher ACP Plot (Band 7 - 15.0MHz QPSK - Full RB Configuration)

© 2020 PCTEST
All rights reserved. Unless otherwise specified, no part of this report may be reproduced or utilized in any part, form or by any means, electronic or mechanical, including photocopying and microfilm, without permission in writing from PCTEST. If you have any questions about this international copyright or have an enquiry about obtaining additional rights to this report or assembly of contents thereof, please contact INFO@PCTEST.COM.

Spur	Range	Start Freq	Stop Freq	RBW	Frequency	Amplitude	Δ Limit
1	1	2.4750 GHz	2.4905 GHz	1.000 MHz	2.490448333 GHz	-37.18 dBm	-12.18 dB
2	2	2.4905 GHz	2.4960 GHz	1.000 MHz	2.495825833 GHz	-30.39 dBm	-17.39 dB
3	3	2.4960 GHz	2.4990 GHz	1.000 MHz	2.498950000 GHz	-27.19 dBm	-17.19 dB
4	4	2.4990 GHz	2.5000 GHz	360.0 kHz	2.499973333 GHz	-29.25 dBm	-19.25 dB
5	5	2.5000 GHz	2.5250 GHz	240.0 kHz	2.502166667 GHz	2.927 dBm	-22.07 dB

Plot 7-361. Lower ACP Plot (Band 7 - 20.0MHz QPSK - Full RB Configuration)

Spur	Range	Start Freq	Stop Freq	RBW	Frequency	Amplitude	Δ Limit
1	1	2.5450 GHz	2.5700 GHz	240.0 kHz	2.559291667 GHz	3.082 dBm	-21.92 dB
2	2	2.5700 GHz	2.5710 GHz	360.0 kHz	2.570100000 GHz	-30.10 dBm	-20.10 dB
3	3	2.5710 GHz	2.5750 GHz	1.000 MHz	2.571113333 GHz	-28.65 dBm	-18.65 dB
4	4	2.5750 GHz	2.5879 GHz	1.000 MHz	2.575884233 GHz	-34.29 dBm	-21.29 dB
5	5	2.5879 GHz	2.5950 GHz	1.000 MHz	2.588610700 GHz	-42.33 dBm	-17.33 dB

Plot 7-362. Higher ACP Plot (Band 7 - 20.0MHz QPSK - Full RB Configuration)

© 2020 PCTEST
All rights reserved. Unless otherwise specified, no part of this report may be reproduced or utilized in any part, form or by any means, electronic or mechanical, including photocopying and microfilm, without permission in writing from PCTEST. If you have any questions about this international copyright or have an enquiry about obtaining additional rights to this report or assembly of contents thereof, please contact INFO@PCTEST.COM.

Band 41 PC2

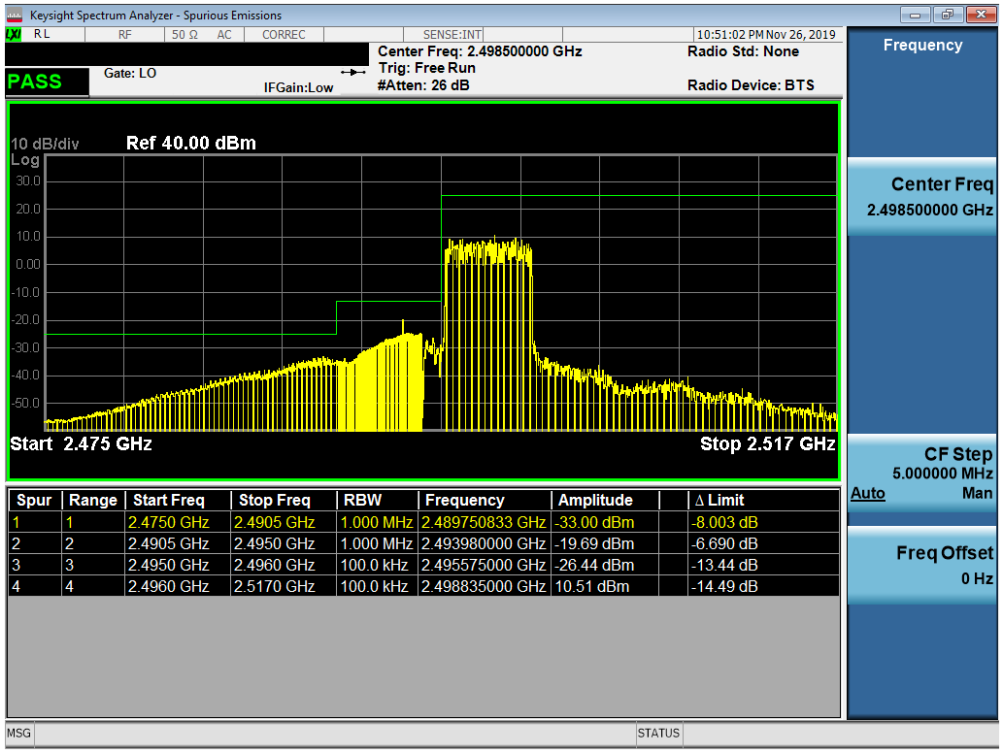

Spur	Range	Start Freq	Stop Freq	RBW	Frequency	Amplitude	Δ Limit
1	1	2.4750 GHz	2.4905 GHz	1.000 MHz	2.489750833 GHz	-33.00 dBm	-8.003 dB
2	2	2.4905 GHz	2.4950 GHz	1.000 MHz	2.493980000 GHz	-19.69 dBm	-6.690 dB
3	3	2.4950 GHz	2.4960 GHz	100.0 kHz	2.495575000 GHz	-26.44 dBm	-13.44 dB
4	4	2.4960 GHz	2.5170 GHz	100.0 kHz	2.498835000 GHz	10.51 dBm	-14.49 dB

Plot 7-363. Lower ACP Plot at 2496 MHz (Band 41 PC2- 5.0MHz QPSK - Full RB Configuration)

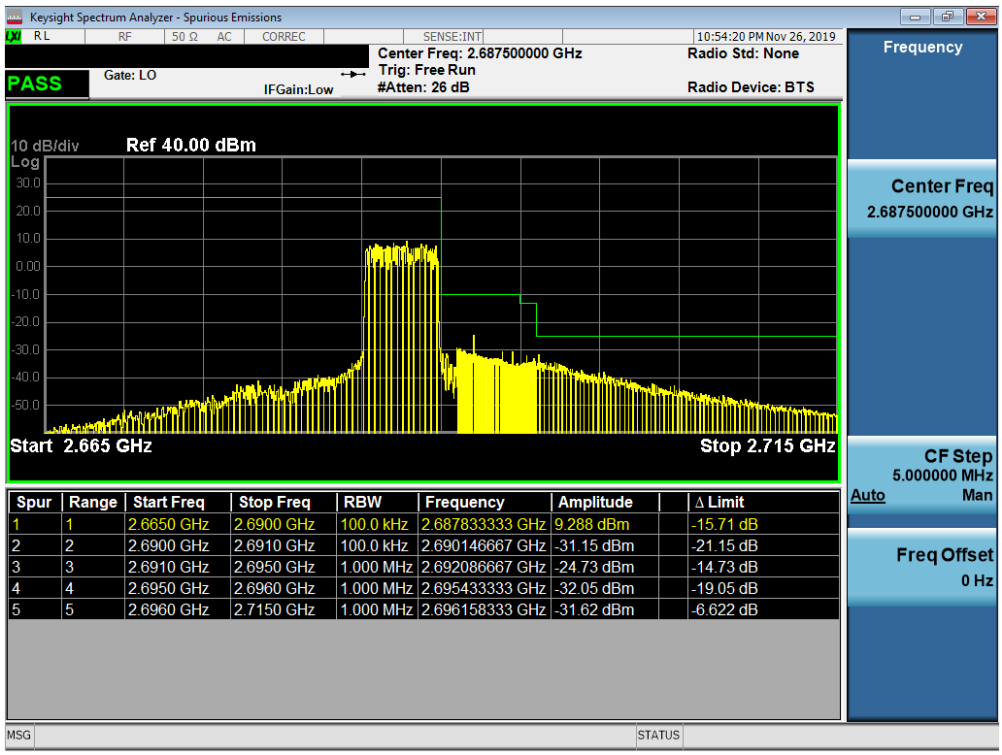

Spur	Range	Start Freq	Stop Freq	RBW	Frequency	Amplitude	Δ Limit
1	1	2.6650 GHz	2.6900 GHz	100.0 kHz	2.687833333 GHz	9.288 dBm	-15.71 dB
2	2	2.6900 GHz	2.6910 GHz	100.0 kHz	2.690146667 GHz	-31.15 dBm	-21.15 dB
3	3	2.6910 GHz	2.6950 GHz	1.000 MHz	2.692086667 GHz	-24.73 dBm	-14.73 dB
4	4	2.6950 GHz	2.6960 GHz	1.000 MHz	2.695433333 GHz	-32.05 dBm	-19.05 dB
5	5	2.6960 GHz	2.7150 GHz	1.000 MHz	2.696158333 GHz	-31.62 dBm	-6.622 dB

Plot 7-364. Upper ACP Plot (Band 41 PC2- 5.0MHz QPSK - Full RB Configuration)

© 2020 PCTEST
All rights reserved. Unless otherwise specified, no part of this report may be reproduced or utilized in any part, form or by any means, electronic or mechanical, including photocopying and microfilm, without permission in writing from PCTEST. If you have any questions about this international copyright or have an enquiry about obtaining additional rights to this report or assembly of contents thereof, please contact INFO@PCTEST.COM.

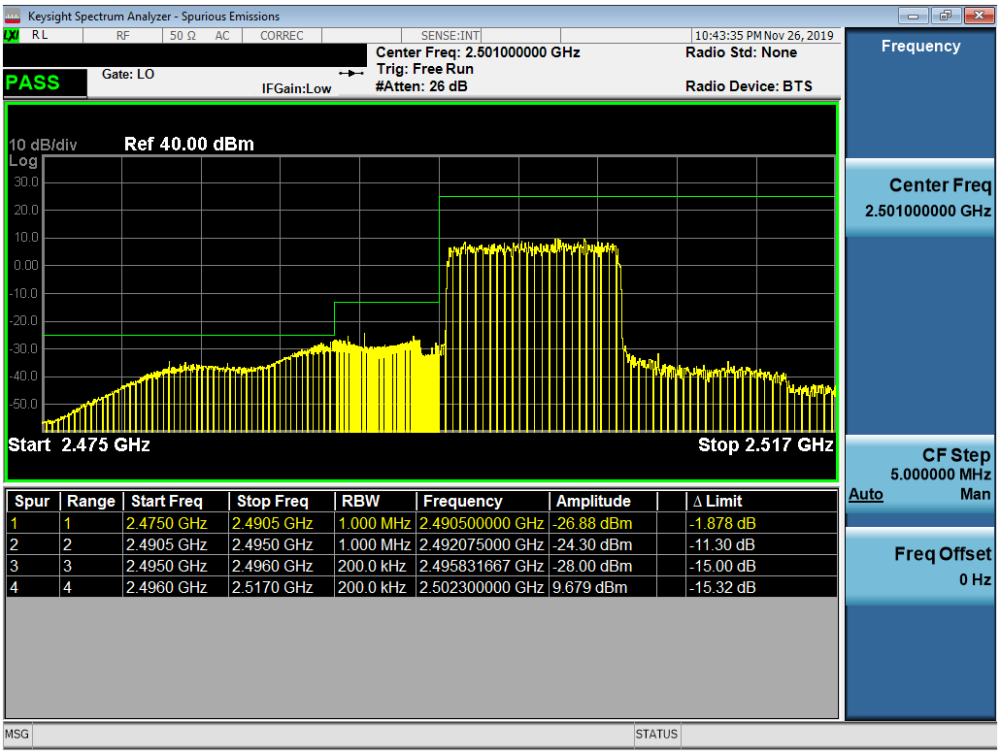

Plot 7-365. Lower ACP Plot at 2496 MHz (Band 41 PC2- 10.0MHz QPSK - Full RB Configuration)

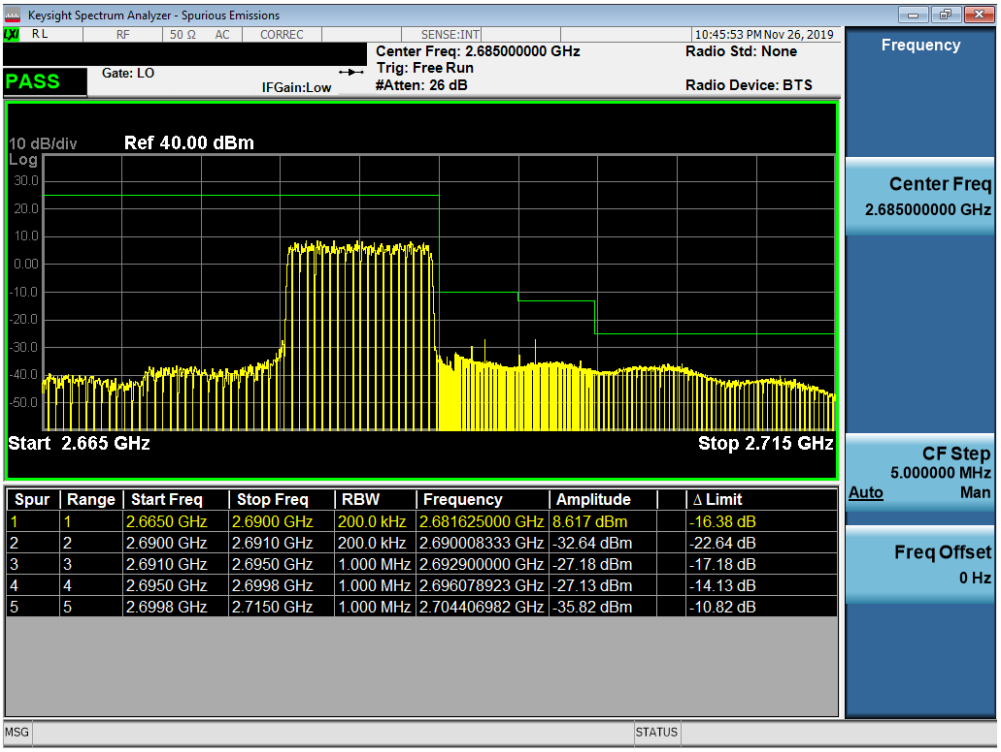

Plot 7-366. Upper ACP Plot (Band 41 PC2- 10.0MHz QPSK - Full RB Configuration)

© 2020 PCTEST
All rights reserved. Unless otherwise specified, no part of this report may be reproduced or utilized in any part, form or by any means, electronic or mechanical, including photocopying and microfilm, without permission in writing from PCTEST. If you have any questions about this international copyright or have an enquiry about obtaining additional rights to this report or assembly of contents thereof, please contact INFO@PCTEST.COM.

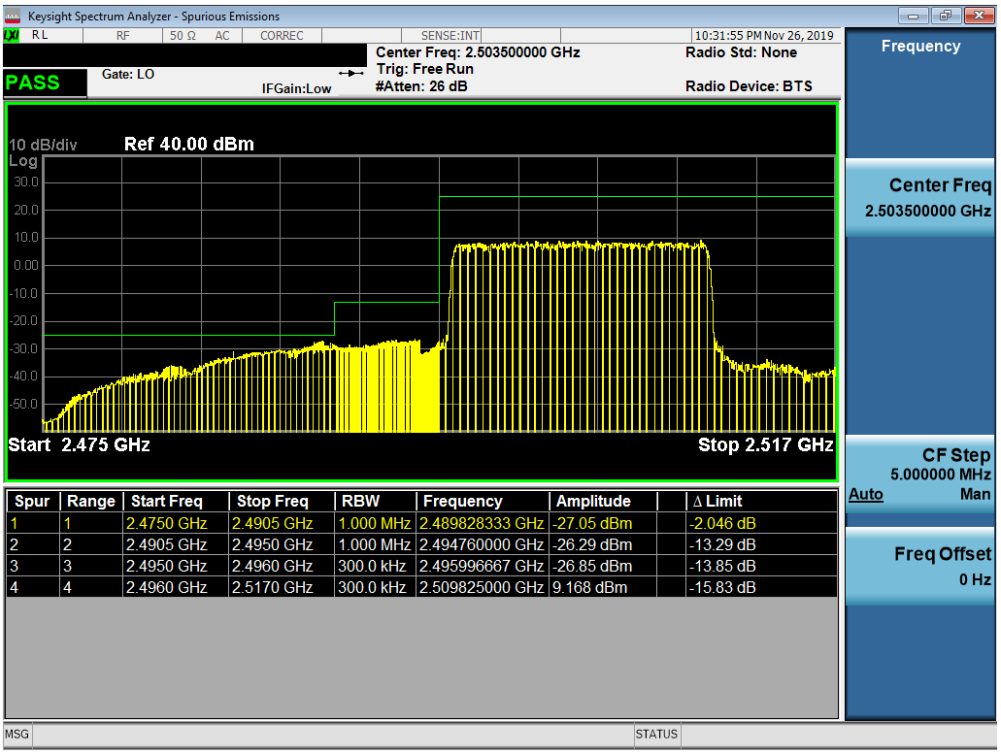

Spur	Range	Start Freq	Stop Freq	RBW	Frequency	Amplitude	Δ Limit
1	1	2.4750 GHz	2.4905 GHz	1.000 MHz	2.489828333 GHz	-27.05 dBm	-2.046 dB
2	2	2.4905 GHz	2.4950 GHz	1.000 MHz	2.494760000 GHz	-26.29 dBm	-13.29 dB
3	3	2.4950 GHz	2.4960 GHz	300.0 kHz	2.495996667 GHz	-26.85 dBm	-13.85 dB
4	4	2.4960 GHz	2.5170 GHz	300.0 kHz	2.509825000 GHz	9.168 dBm	-15.83 dB

Plot 7-367. Lower ACP Plot at 2496 MHz (Band 41 PC2- 15.0MHz QPSK - Full RB Configuration)

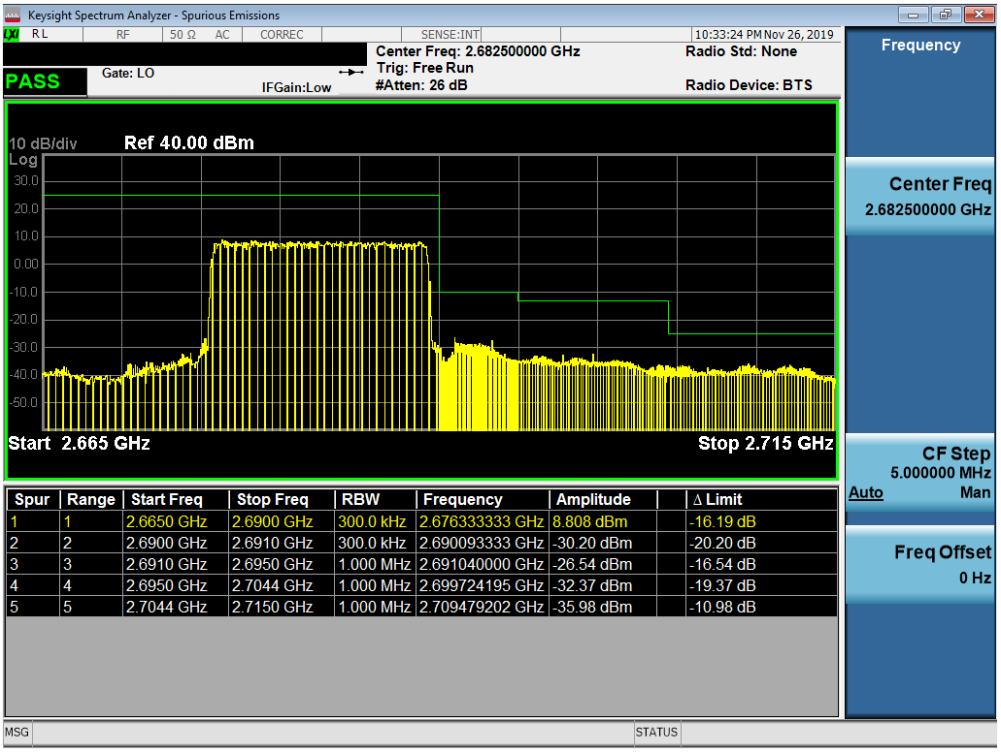

Spur	Range	Start Freq	Stop Freq	RBW	Frequency	Amplitude	Δ Limit
1	1	2.6650 GHz	2.6900 GHz	300.0 kHz	2.676333333 GHz	8.808 dBm	-16.19 dB
2	2	2.6900 GHz	2.6910 GHz	300.0 kHz	2.690093333 GHz	-30.20 dBm	-20.20 dB
3	3	2.6910 GHz	2.6950 GHz	1.000 MHz	2.691040000 GHz	-26.54 dBm	-16.54 dB
4	4	2.6950 GHz	2.7044 GHz	1.000 MHz	2.699724195 GHz	-32.37 dBm	-19.37 dB
5	5	2.7044 GHz	2.7150 GHz	1.000 MHz	2.709479202 GHz	-35.98 dBm	-10.98 dB

Plot 7-368. Upper ACP Plot (Band 41 PC2- 15.0MHz QPSK - Full RB Configuration)

© 2020 PCTEST V 9.0 02/01/2019
All rights reserved. Unless otherwise specified, no part of this report may be reproduced or utilized in any part, form or by any means, electronic or mechanical, including photocopying and microfilm, without permission in writing from PCTEST. If you have any questions about this international copyright or have an enquiry about obtaining additional rights to this report or assembly of contents thereof, please contact INFO@PCTEST.COM.

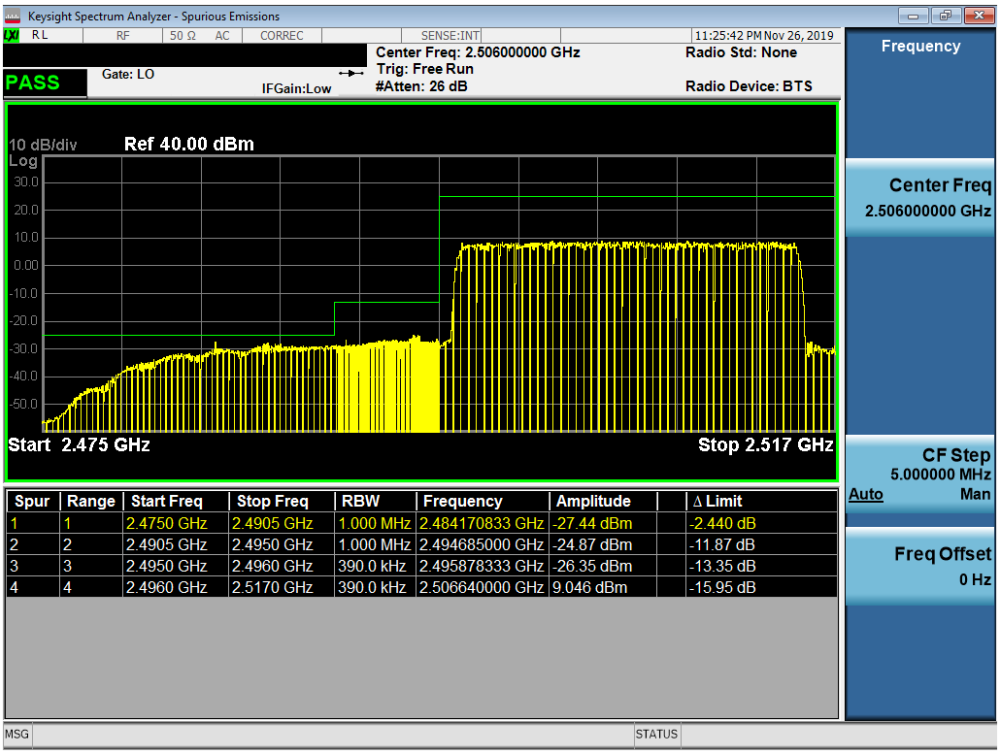

Spur	Range	Start Freq	Stop Freq	RBW	Frequency	Amplitude	Δ Limit
1	1	2.4750 GHz	2.4905 GHz	1.000 MHz	2.484170833 GHz	-27.44 dBm	-2.440 dB
2	2	2.4905 GHz	2.4950 GHz	1.000 MHz	2.494685000 GHz	-24.87 dBm	-11.87 dB
3	3	2.4950 GHz	2.4960 GHz	390.0 kHz	2.495878333 GHz	-26.35 dBm	-13.35 dB
4	4	2.4960 GHz	2.5170 GHz	390.0 kHz	2.506640000 GHz	9.046 dBm	-15.95 dB

Plot 7-369. Lower ACP Plot at 2496 MHz (Band 41 PC2 - 20.0MHz QPSK - Full RB Configuration)

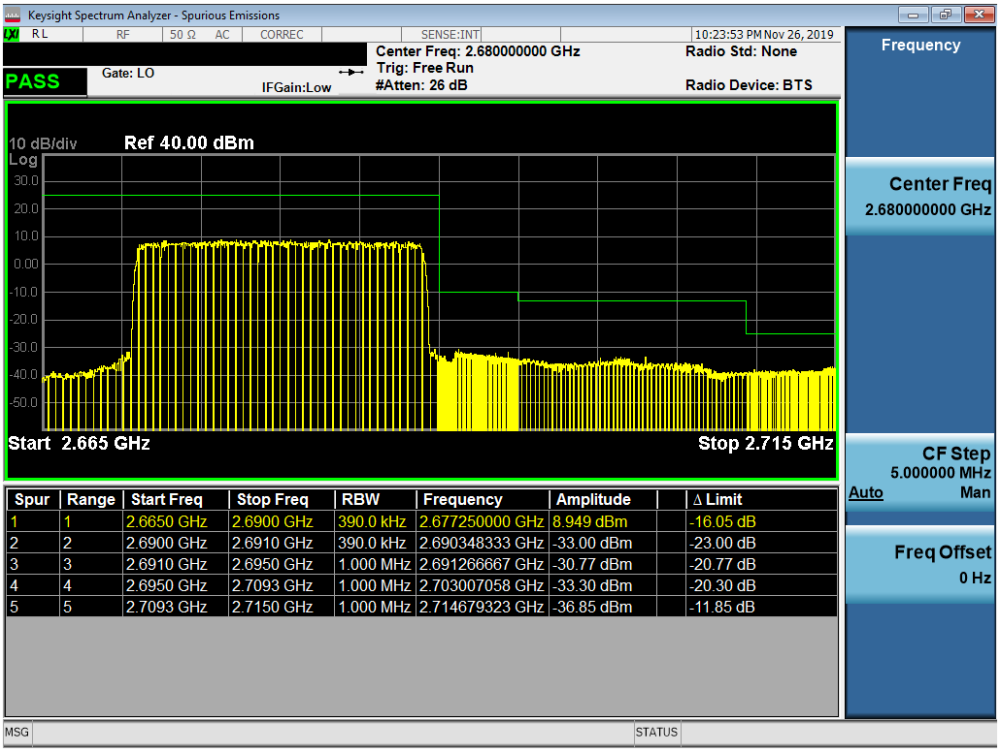

Spur	Range	Start Freq	Stop Freq	RBW	Frequency	Amplitude	Δ Limit
1	1	2.6650 GHz	2.6900 GHz	390.0 kHz	2.677250000 GHz	8.949 dBm	-16.05 dB
2	2	2.6900 GHz	2.6910 GHz	390.0 kHz	2.690348333 GHz	-33.00 dBm	-23.00 dB
3	3	2.6910 GHz	2.6950 GHz	1.000 MHz	2.691266667 GHz	-30.77 dBm	-20.77 dB
4	4	2.6950 GHz	2.7093 GHz	1.000 MHz	2.703007058 GHz	-33.30 dBm	-20.30 dB
5	5	2.7093 GHz	2.7150 GHz	1.000 MHz	2.714679323 GHz	-36.85 dBm	-11.85 dB

Plot 7-370. Upper ACP Plot (Band 41 PC2 - 20.0MHz QPSK - Full RB Configuration)

© 2020 PCTEST V 9.0 02/01/2019
All rights reserved. Unless otherwise specified, no part of this report may be reproduced or utilized in any part, form or by any means, electronic or mechanical, including photocopying and microfilm, without permission in writing from PCTEST. If you have any questions about this international copyright or have an enquiry about obtaining additional rights to this report or assembly of contents thereof, please contact INFO@PCTEST.COM.

Band 41 PC3

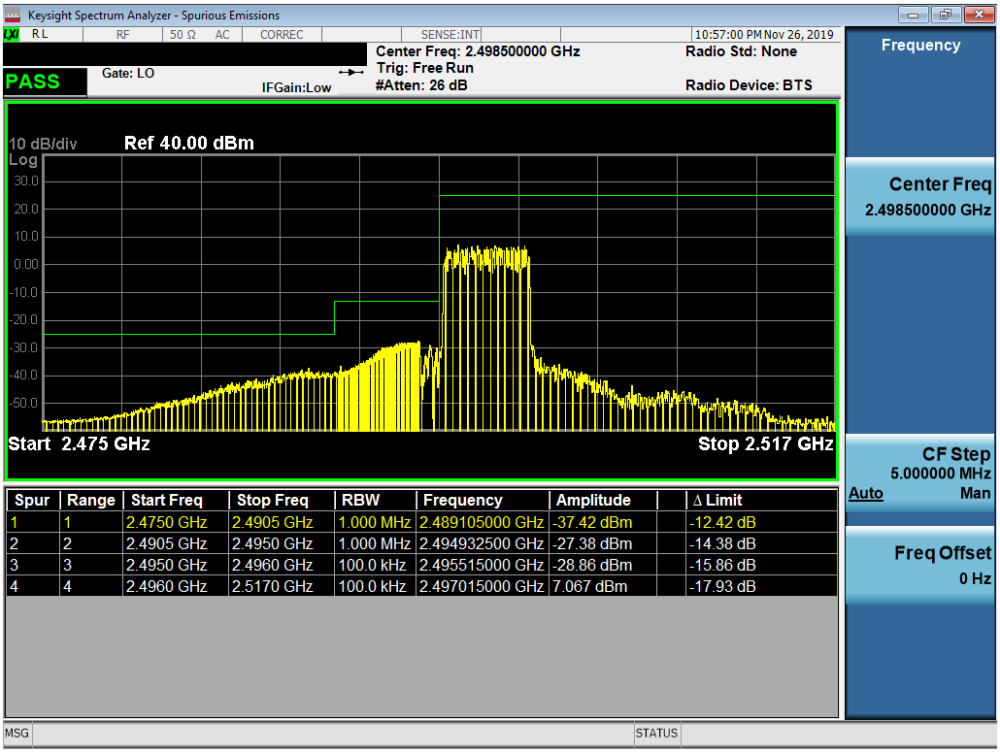

Spur	Range	Start Freq	Stop Freq	RBW	Frequency	Amplitude	Δ Limit
1	1	2.4750 GHz	2.4905 GHz	1.000 MHz	2.489105000 GHz	-37.42 dBm	-12.42 dB
2	2	2.4905 GHz	2.4950 GHz	1.000 MHz	2.494932500 GHz	-27.38 dBm	-14.38 dB
3	3	2.4950 GHz	2.4960 GHz	100.0 kHz	2.495515000 GHz	-28.86 dBm	-15.86 dB
4	4	2.4960 GHz	2.5170 GHz	100.0 kHz	2.497015000 GHz	7.067 dBm	-17.93 dB

Plot 7-371. Lower ACP Plot at 2496 MHz (Band 41 PC3 - 5.0MHz QPSK - Full RB Configuration)

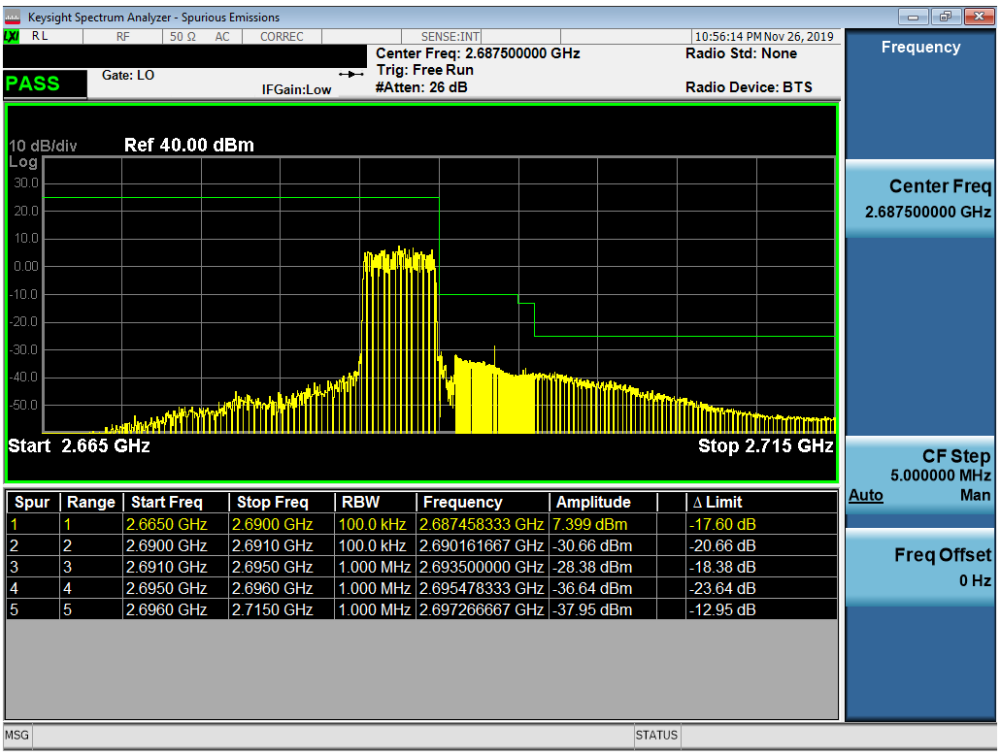

Spur	Range	Start Freq	Stop Freq	RBW	Frequency	Amplitude	Δ Limit
1	1	2.6650 GHz	2.6900 GHz	100.0 kHz	2.687458333 GHz	7.399 dBm	-17.60 dB
2	2	2.6900 GHz	2.6910 GHz	100.0 kHz	2.690161667 GHz	-30.66 dBm	-20.66 dB
3	3	2.6910 GHz	2.6950 GHz	1.000 MHz	2.693500000 GHz	-28.38 dBm	-18.38 dB
4	4	2.6950 GHz	2.6960 GHz	1.000 MHz	2.695478333 GHz	-36.64 dBm	-23.64 dB
5	5	2.6960 GHz	2.7150 GHz	1.000 MHz	2.697266667 GHz	-37.95 dBm	-12.95 dB

Plot 7-372. Upper ACP Plot (Band 41 PC3 - 5.0MHz QPSK - Full RB Configuration)

© 2020 PCTEST
All rights reserved. Unless otherwise specified, no part of this report may be reproduced or utilized in any part, form or by any means, electronic or mechanical, including photocopying and microfilm, without permission in writing from PCTEST. If you have any questions about this international copyright or have an enquiry about obtaining additional rights to this report or assembly of contents thereof, please contact INFO@PCTEST.COM.

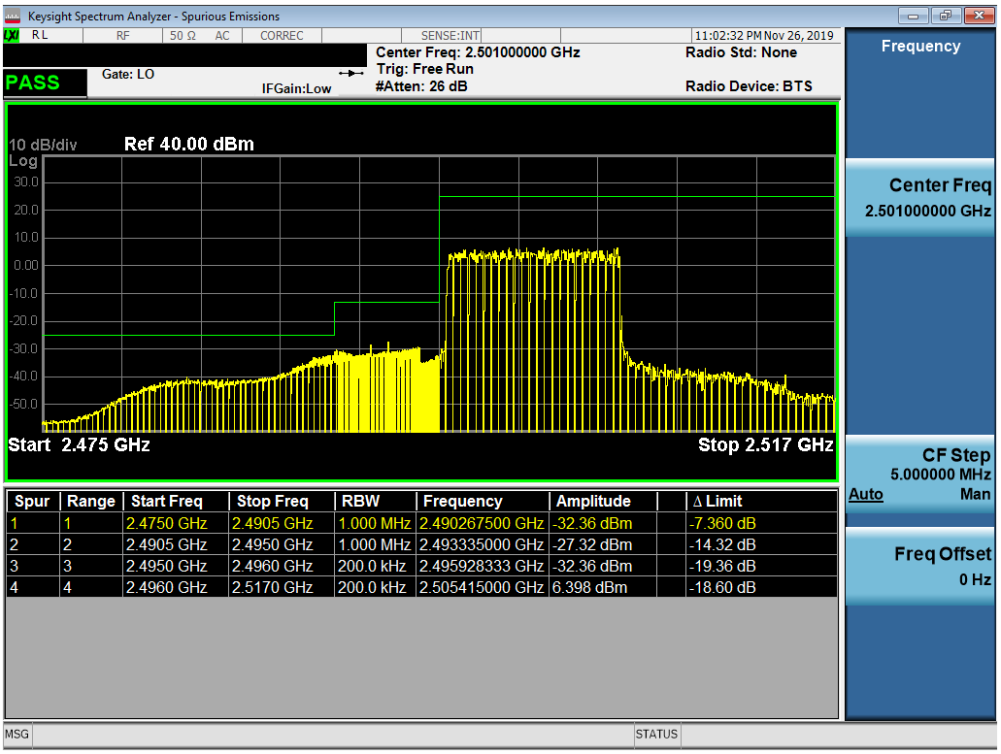

Spur	Range	Start Freq	Stop Freq	RBW	Frequency	Amplitude	Δ Limit
1	1	2.4750 GHz	2.4905 GHz	1.000 MHz	2.490267500 GHz	-32.36 dBm	-7.360 dB
2	2	2.4905 GHz	2.4950 GHz	1.000 MHz	2.493335000 GHz	-27.32 dBm	-14.32 dB
3	3	2.4950 GHz	2.4960 GHz	200.0 kHz	2.495928333 GHz	-32.36 dBm	-19.36 dB
4	4	2.4960 GHz	2.5170 GHz	200.0 kHz	2.505415000 GHz	6.398 dBm	-18.60 dB

Plot 7-373. Lower ACP Plot at 2496 MHz (Band 41 PC3 - 10.0MHz QPSK - Full RB Configuration)

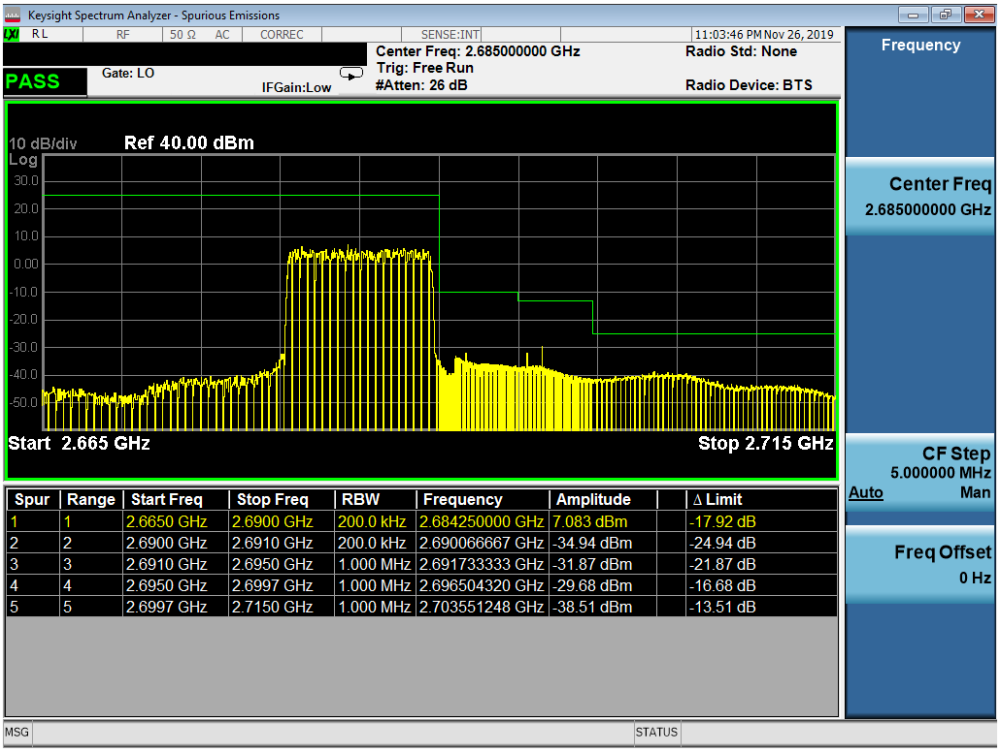

Spur	Range	Start Freq	Stop Freq	RBW	Frequency	Amplitude	Δ Limit
1	1	2.6650 GHz	2.6900 GHz	200.0 kHz	2.684250000 GHz	7.083 dBm	-17.92 dB
2	2	2.6900 GHz	2.6910 GHz	200.0 kHz	2.690066667 GHz	-34.94 dBm	-24.94 dB
3	3	2.6910 GHz	2.6950 GHz	1.000 MHz	2.691733333 GHz	-31.87 dBm	-21.87 dB
4	4	2.6950 GHz	2.6997 GHz	1.000 MHz	2.696504320 GHz	-29.68 dBm	-16.68 dB
5	5	2.6997 GHz	2.7150 GHz	1.000 MHz	2.703551248 GHz	-38.51 dBm	-13.51 dB

Plot 7-374. Upper ACP Plot (Band 41 PC3 - 10.0MHz QPSK - Full RB Configuration)

© 2020 PCTEST V 9.0 02/01/2019
All rights reserved. Unless otherwise specified, no part of this report may be reproduced or utilized in any part, form or by any means, electronic or mechanical, including photocopying and microfilm, without permission in writing from PCTEST. If you have any questions about this international copyright or have an enquiry about obtaining additional rights to this report or assembly of contents thereof, please contact INFO@PCTEST.COM.

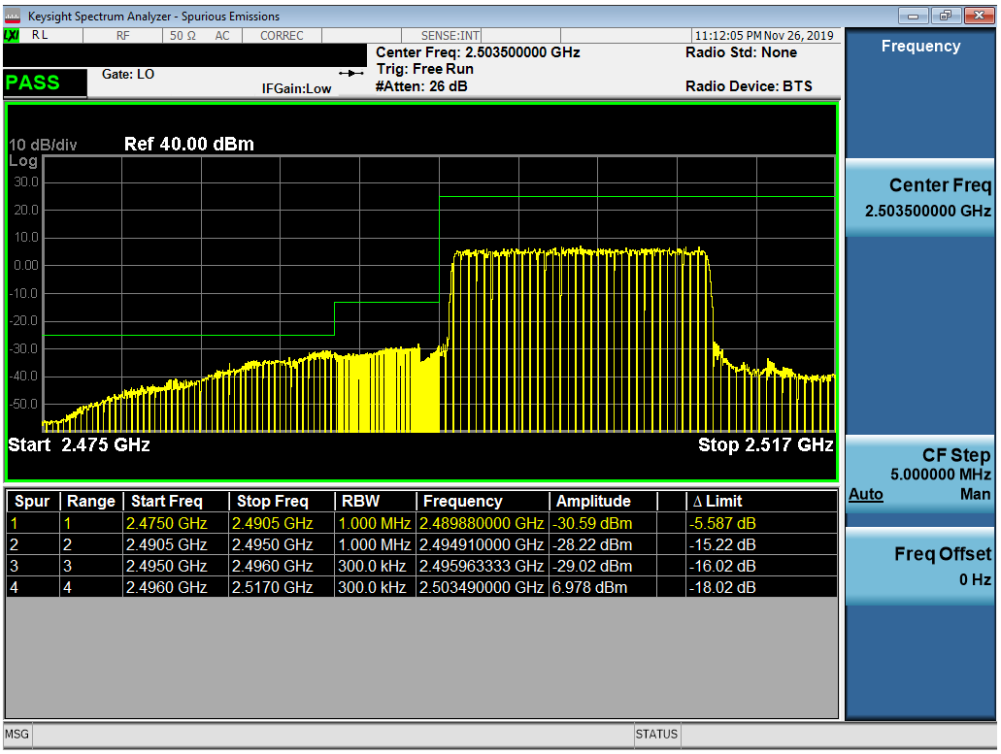

Spur	Range	Start Freq	Stop Freq	RBW	Frequency	Amplitude	Δ Limit
1	1	2.4750 GHz	2.4905 GHz	1.000 MHz	2.489880000 GHz	-30.59 dBm	-5.587 dB
2	2	2.4905 GHz	2.4950 GHz	1.000 MHz	2.494910000 GHz	-28.22 dBm	-15.22 dB
3	3	2.4950 GHz	2.4960 GHz	300.0 kHz	2.495963333 GHz	-29.02 dBm	-16.02 dB
4	4	2.4960 GHz	2.5170 GHz	300.0 kHz	2.503490000 GHz	6.978 dBm	-18.02 dB

Plot 7-375. Lower ACP Plot at 2496 MHz (Band 41 PC3 - 15.0MHz QPSK - Full RB Configuration)

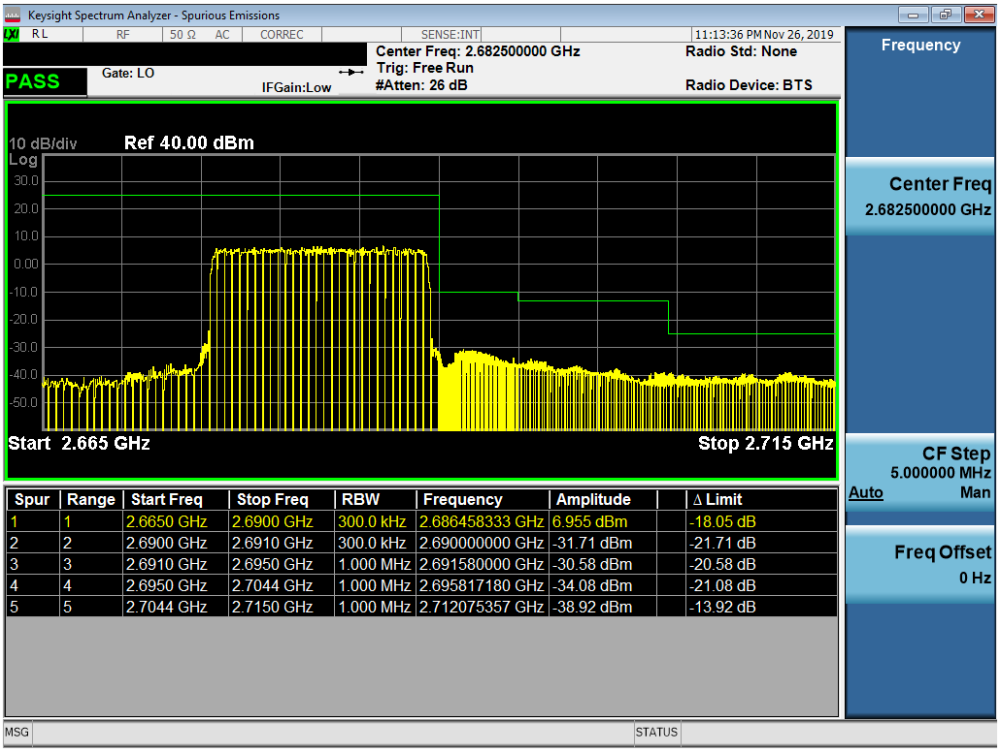

Spur	Range	Start Freq	Stop Freq	RBW	Frequency	Amplitude	Δ Limit
1	1	2.6650 GHz	2.6900 GHz	300.0 kHz	2.686458333 GHz	6.955 dBm	-18.05 dB
2	2	2.6900 GHz	2.6910 GHz	300.0 kHz	2.690000000 GHz	-31.71 dBm	-21.71 dB
3	3	2.6910 GHz	2.6950 GHz	1.000 MHz	2.691580000 GHz	-30.58 dBm	-20.58 dB
4	4	2.6950 GHz	2.7044 GHz	1.000 MHz	2.695817180 GHz	-34.08 dBm	-21.08 dB
5	5	2.7044 GHz	2.7150 GHz	1.000 MHz	2.712075357 GHz	-38.92 dBm	-13.92 dB

Plot 7-376. Upper ACP Plot (Band 41 PC3 - 15.0MHz QPSK - Full RB Configuration)

© 2020 PCTEST V 9.0 02/01/2019

All rights reserved. Unless otherwise specified, no part of this report may be reproduced or utilized in any part, form or by any means, electronic or mechanical, including photocopying and microfilm, without permission in writing from PCTEST. If you have any questions about this international copyright or have an enquiry about obtaining additional rights to this report or assembly of contents thereof, please contact INFO@PCTEST.COM.

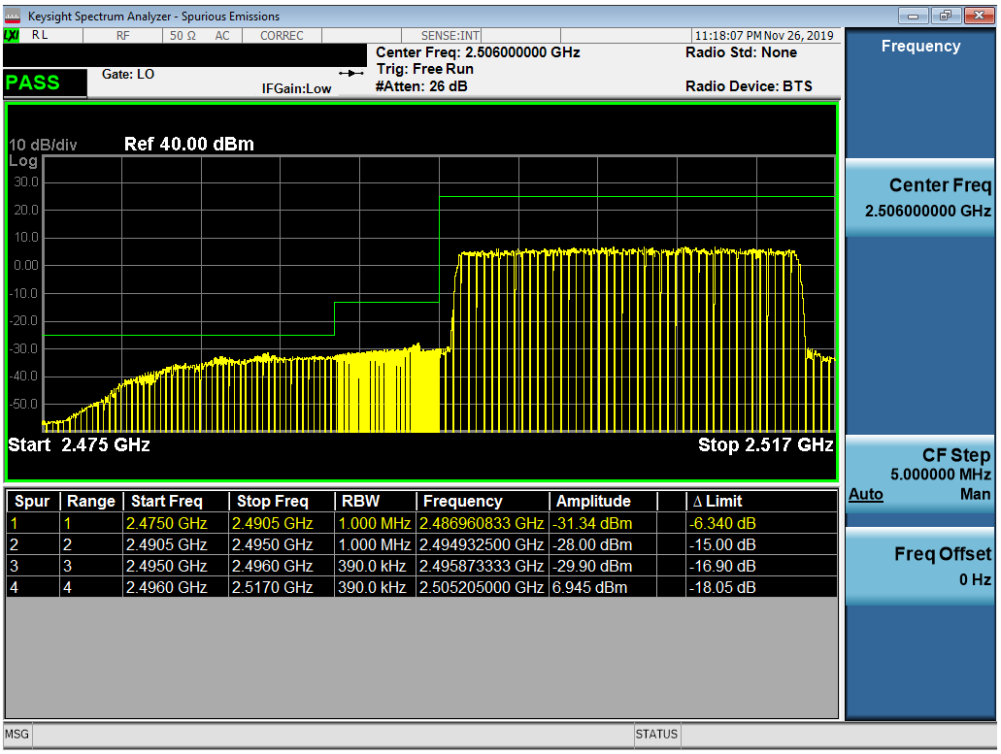

Spur	Range	Start Freq	Stop Freq	RBW	Frequency	Amplitude	Δ Limit
1	1	2.4750 GHz	2.4905 GHz	1.000 MHz	2.486960833 GHz	-31.34 dBm	-6.340 dB
2	2	2.4905 GHz	2.4950 GHz	1.000 MHz	2.494932500 GHz	-28.00 dBm	-15.00 dB
3	3	2.4950 GHz	2.4960 GHz	390.0 kHz	2.495873333 GHz	-29.90 dBm	-16.90 dB
4	4	2.4960 GHz	2.5170 GHz	390.0 kHz	2.505205000 GHz	6.945 dBm	-18.05 dB

Plot 7-377. Lower ACP Plot at 2496 MHz (Band 41 PC3 - 20.0MHz QPSK - Full RB Configuration)

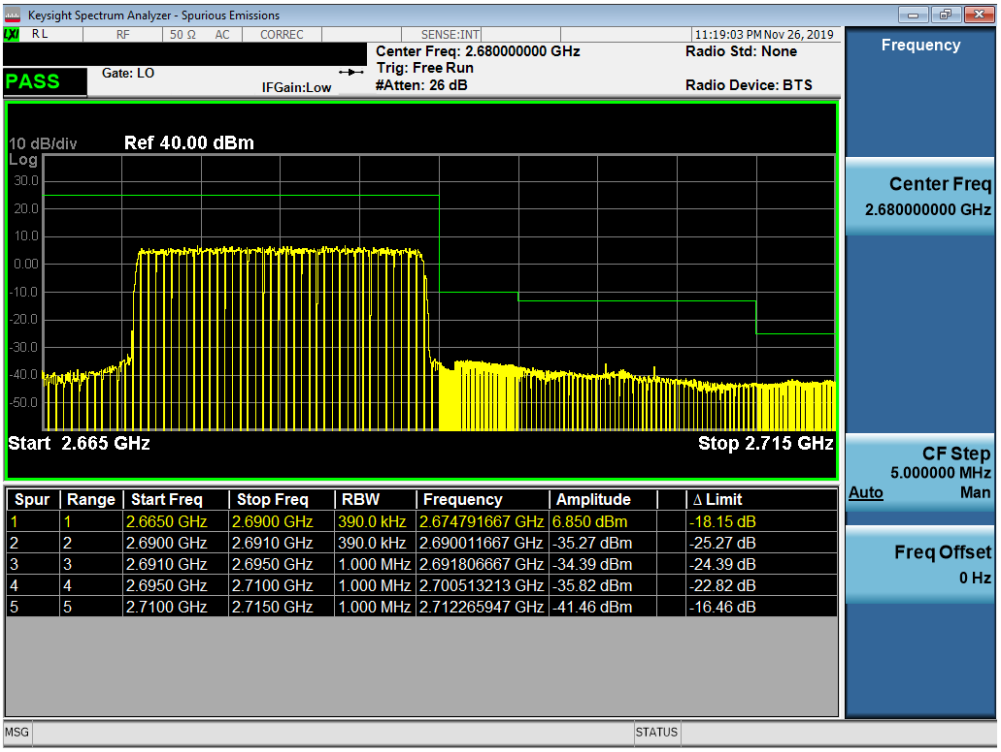

Spur	Range	Start Freq	Stop Freq	RBW	Frequency	Amplitude	Δ Limit
1	1	2.6650 GHz	2.6900 GHz	390.0 kHz	2.674791667 GHz	6.850 dBm	-18.15 dB
2	2	2.6900 GHz	2.6910 GHz	390.0 kHz	2.690011667 GHz	-35.27 dBm	-25.27 dB
3	3	2.6910 GHz	2.6950 GHz	1.000 MHz	2.691806667 GHz	-34.39 dBm	-24.39 dB
4	4	2.6950 GHz	2.7100 GHz	1.000 MHz	2.700513213 GHz	-35.82 dBm	-22.82 dB
5	5	2.7100 GHz	2.7150 GHz	1.000 MHz	2.712265947 GHz	-41.46 dBm	-16.46 dB

Plot 7-378. Upper ACP Plot (Band 41 PC3 - 20.0MHz QPSK - Full RB Configuration)

© 2020 PCTEST V 9.0 02/01/2019

All rights reserved. Unless otherwise specified, no part of this report may be reproduced or utilized in any part, form or by any means, electronic or mechanical, including photocopying and microfilm, without permission in writing from PCTEST. If you have any questions about this international copyright or have an enquiry about obtaining additional rights to this report or assembly of contents thereof, please contact INFO@PCTEST.COM.

7.5 Conducted Power Output Data
§2.1046

Bandwidth	Modulation	Channel	Frequency [MHz]	RB Size/Offset	Conducted Power [dBm]	Conducted Power [Watts]
20 MHz	DFT-s-OFDM π/2 BPSK	372000	1860.0	1 / 104	25.28	0.337
		376500	1882.5	1 / 104	25.27	0.337
		381000	1905.0	100 / 0	25.17	0.329
	DFT-s-OFDM QPSK	372000	1860.0	1 / 104	25.37	0.344
		376500	1882.5	1 / 104	25.29	0.338
		381000	1905.0	1 / 1	25.14	0.327
	DFT-s-OFDM 16QAM	372000	1860.0	1 / 0	25.16	0.328
		376500	1882.5	1 / 0	24.29	0.269
		381000	1905.0	1 / 0	25.16	0.328
	CP-OFDM QPSK	372000	1860.0	1 / 1	24.55	0.285
		376500	1882.5	1 / 1	23.72	0.236
		381000	1905.0	1 / 1	24.78	0.301

Table 7-3. Sub 6GHz NR n25 Conducted Power Output Data

Bandwidth	Modulation	Channel	Frequency [MHz]	RB Size/Offset	Conducted Power [dBm]	Conducted Power [Watts]
20 MHz	DFT-s-OFDM π/2 BPSK	344000	1720.0	50 / 56	24.57	0.286
		349000	1745.0	50 / 56	25.33	0.341
		354000	1770.0	1 / 104	25.29	0.338
	DFT-s-OFDM QPSK	344000	1720.0	1 / 104	24.78	0.301
		349000	1745.0	1 / 104	25.33	0.341
		354000	1770.0	1 / 1	25.47	0.352
	DFT-s-OFDM 16QAM	344000	1720.0	1 / 0	24.37	0.274
		349000	1745.0	1 / 0	25.23	0.333
		354000	1770.0	1 / 0	25.39	0.346
	CP-OFDM QPSK	344000	1720.0	1 / 1	24.12	0.258
		349000	1745.0	1 / 1	24.80	0.302
		354000	1770.0	1 / 1	25.14	0.327

Table 7-4. Sub 6GHz NR n66 Conducted Power Output Data

© 2020 PCTEST V 9.0 02/01/2019
All rights reserved. Unless otherwise specified, no part of this report may be reproduced or utilized in any part, form or by any means, electronic or mechanical, including photocopying and microfilm, without permission in writing from PCTEST. If you have any questions about this international copyright or have an enquiry about obtaining additional rights to this report or assembly of contents thereof, please contact INFO@PCTEST.COM.

7.6 Peak-Average Ratio

Test Overview

A peak to average ratio measurement is performed at the conducted port of the EUT. The spectrum analyzers Complementary Cumulative Distribution Function (CCDF) measurement profile is used to determine the largest deviation between the average and the peak power of the EUT in a given bandwidth. The CCDF curve shows how much time the peak waveform spends at or above a given average power level. The percent of time the signal spends at or above the level defines the probability for that particular power level.

Test Procedure Used

KDB 971168 D01 v03r01 – Section 5.7.1

Test Settings

1. The signal analyzer's CCDF measurement profile is enabled
2. Frequency = carrier center frequency
3. Measurement BW ≥ OBW or specified reference bandwidth
4. The signal analyzer was set to collect one million samples to generate the CCDF curve
5. The measurement interval was set depending on the type of signal analyzed. For continuous signals (>98% duty cycle), the measurement interval was set to 1ms. For burst transmissions, the spectrum analyzer is set to use an internal "RF Burst" trigger that is synced with an incoming pulse and the measurement interval is set to less than the duration of the "on time" of one burst to ensure that energy is only captured during a time in which the transmitter is operating at maximum power

Test Setup

The EUT and measurement equipment were set up as shown in the diagram below.



Figure 7-4. Test Instrument & Measurement Setup

Test Notes

None.

© 2020 PCTEST V 9.0 02/01/2019

All rights reserved. Unless otherwise specified, no part of this report may be reproduced or utilized in any part, form or by any means, electronic or mechanical, including photocopying and microfilm, without permission in writing from PCTEST. If you have any questions about this international copyright or have an enquiry about obtaining additional rights to this report or assembly of contents thereof, please contact INFO@PCTEST.COM.

Band 71

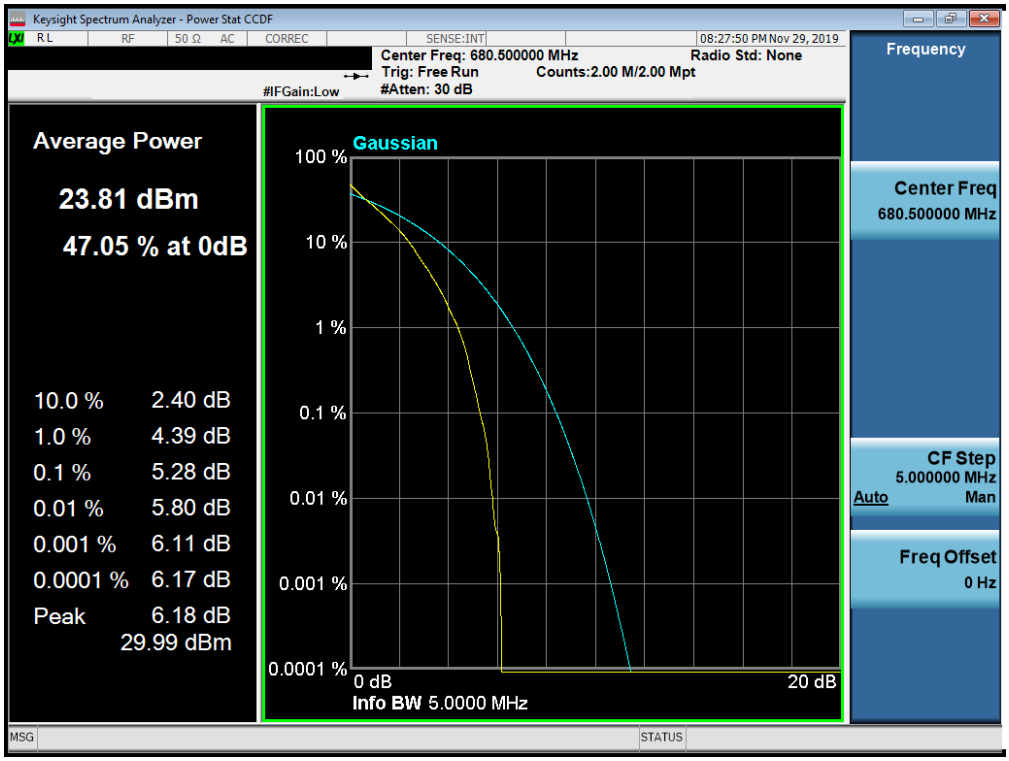

Plot 7-379. PAR Plot (Band 71 – 5.0MHz QPSK - Full RB Configuration)

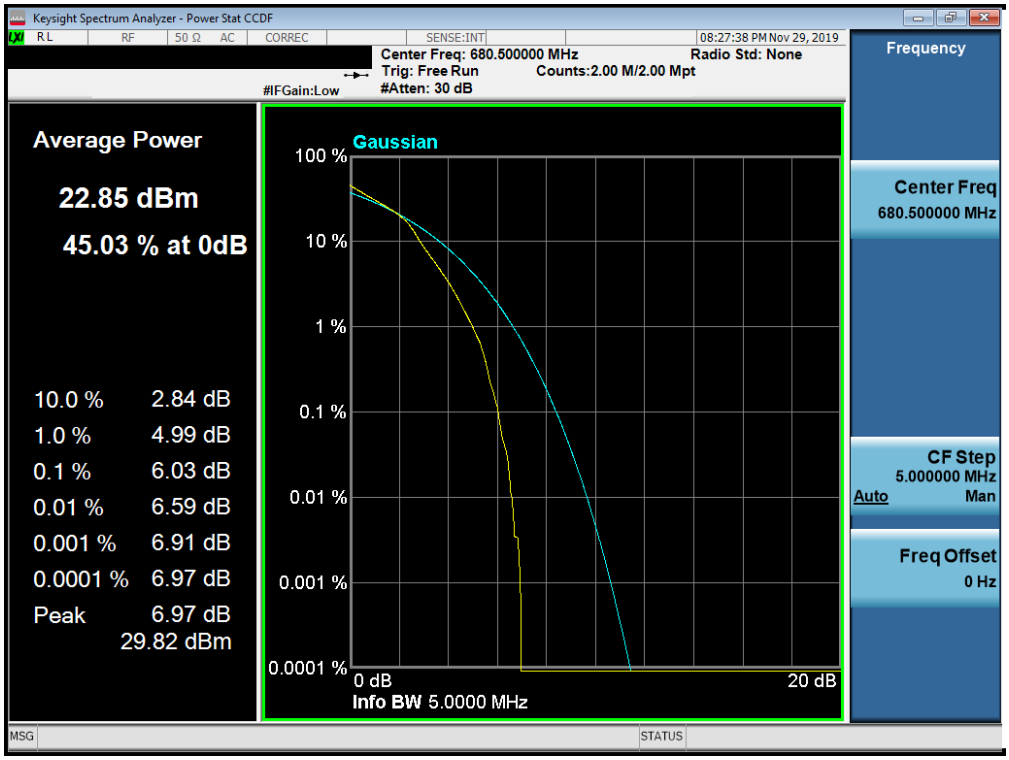

Plot 7-380. PAR Plot (Band 71 – 5.0MHz 16-QAM - Full RB Configuration)

© 2020 PCTEST V 9.0 02/01/2019
All rights reserved. Unless otherwise specified, no part of this report may be reproduced or utilized in any part, form or by any means, electronic or mechanical, including photocopying and microfilm, without permission in writing from PCTEST. If you have any questions about this international copyright or have an enquiry about obtaining additional rights to this report or assembly of contents thereof, please contact INFO@PCTEST.COM.

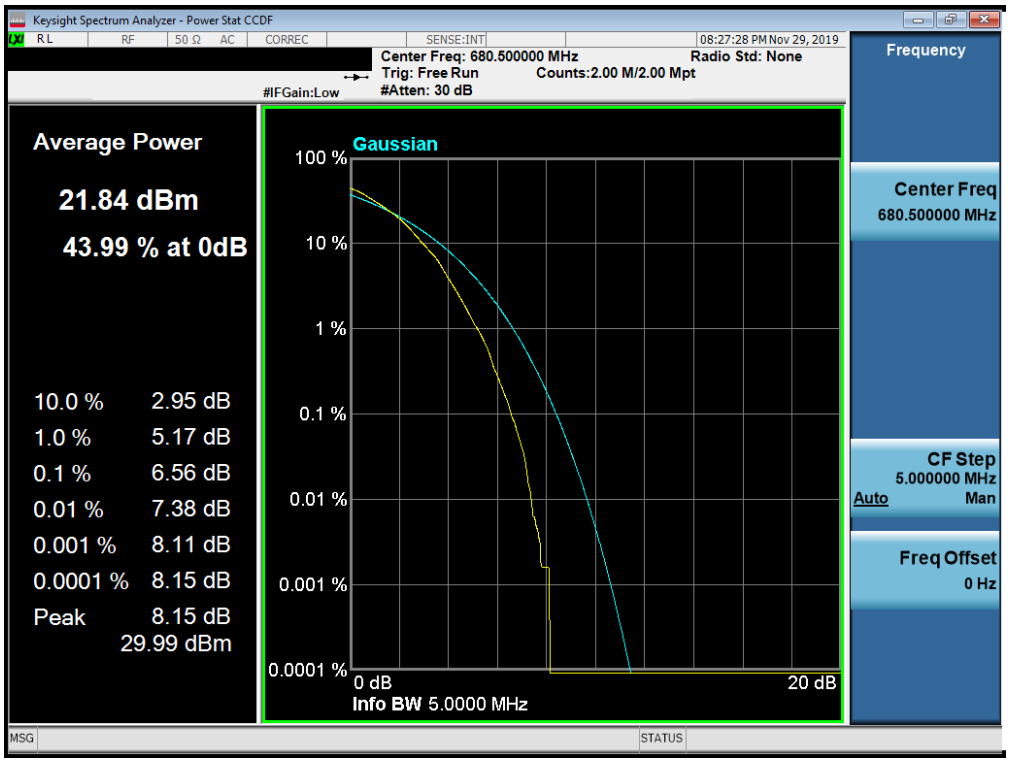

Plot 7-381. PAR Plot (Band 71 – 5.0MHz 64-QAM - Full RB Configuration)

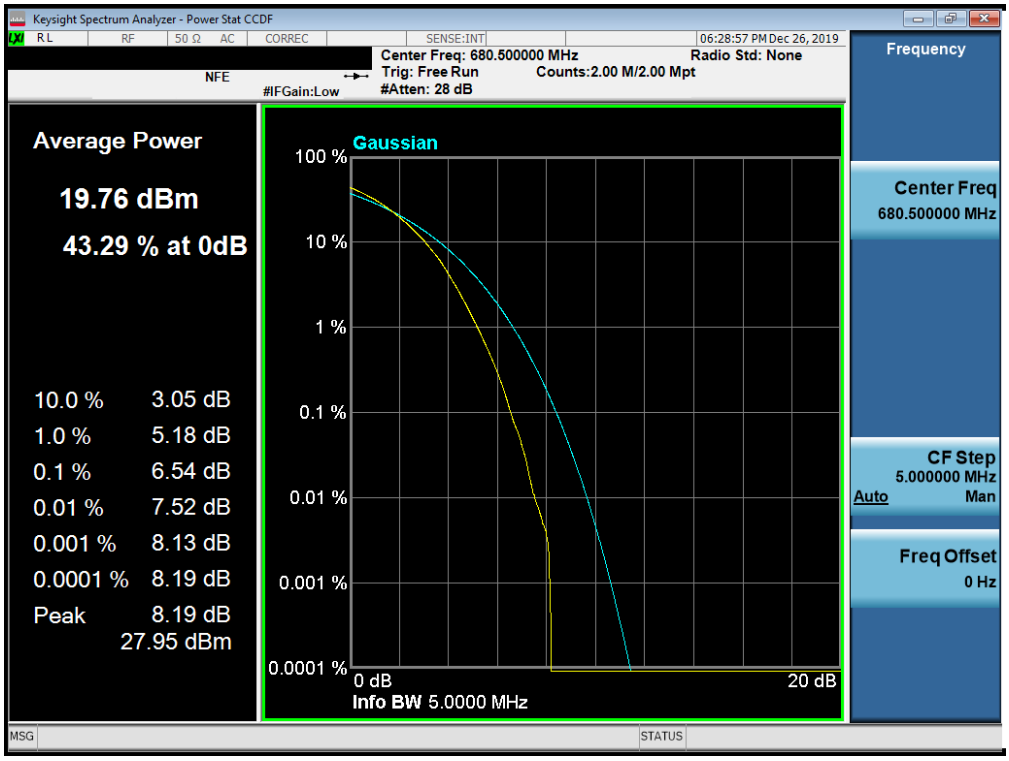

Plot 7-382. PAR Plot (Band 71 – 5.0MHz 256-QAM - Full RB Configuration)

All rights reserved. Unless otherwise specified, no part of this report may be reproduced or utilized in any part, form or by any means, electronic or mechanical, including photocopying and microfilm, without permission in writing from PCTEST. If you have any questions about this international copyright or have an enquiry about obtaining additional rights to this report or assembly of contents thereof, please contact INFO@PCTEST.COM.

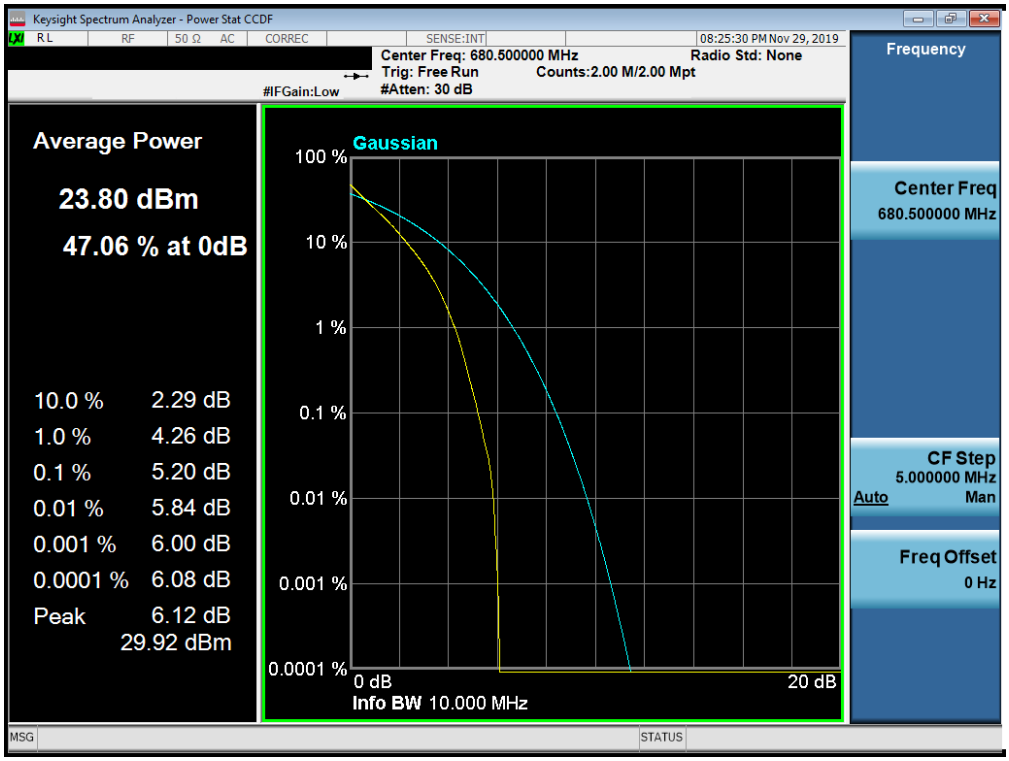

Plot 7-383. PAR Plot (Band 71 - 10.0MHz QPSK - Full RB Configuration)

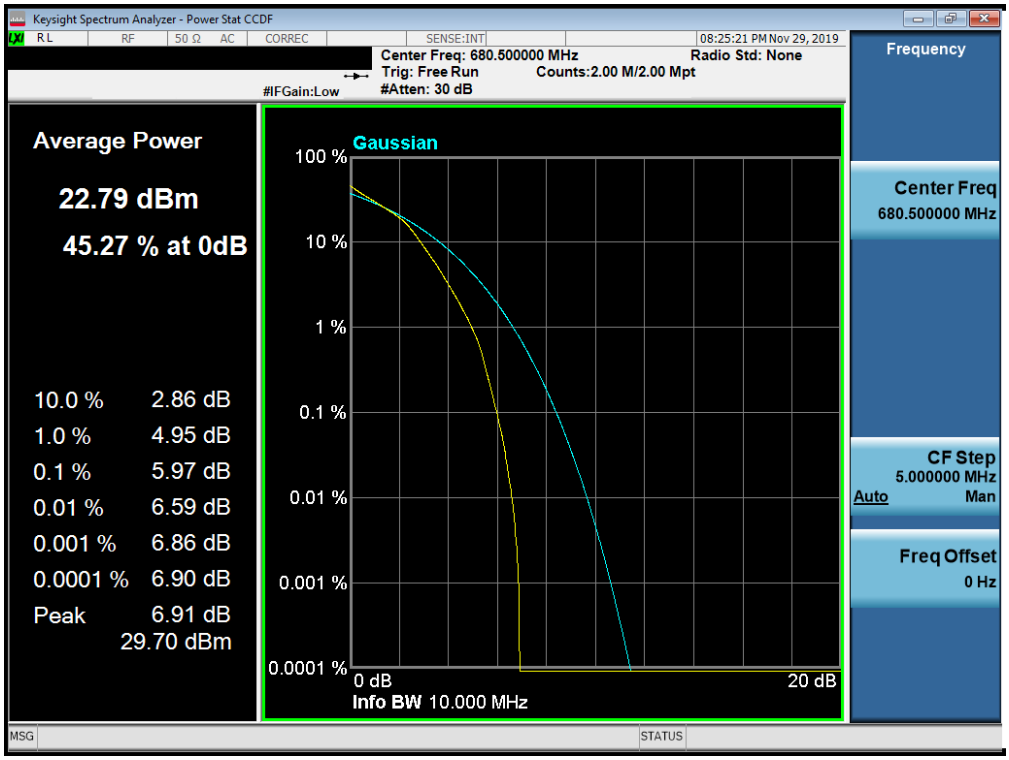

Plot 7-384. PAR Plot (Band 71 – 10.0MHz 16-QAM - Full RB Configuration)

© 2020 PCTEST
All rights reserved. Unless otherwise specified, no part of this report may be reproduced or utilized in any part, form or by any means, electronic or mechanical, including photocopying and microfilm, without permission in writing from PCTEST. If you have any questions about this international copyright or have an enquiry about obtaining additional rights to this report or assembly of contents thereof, please contact INFO@PCTEST.COM.

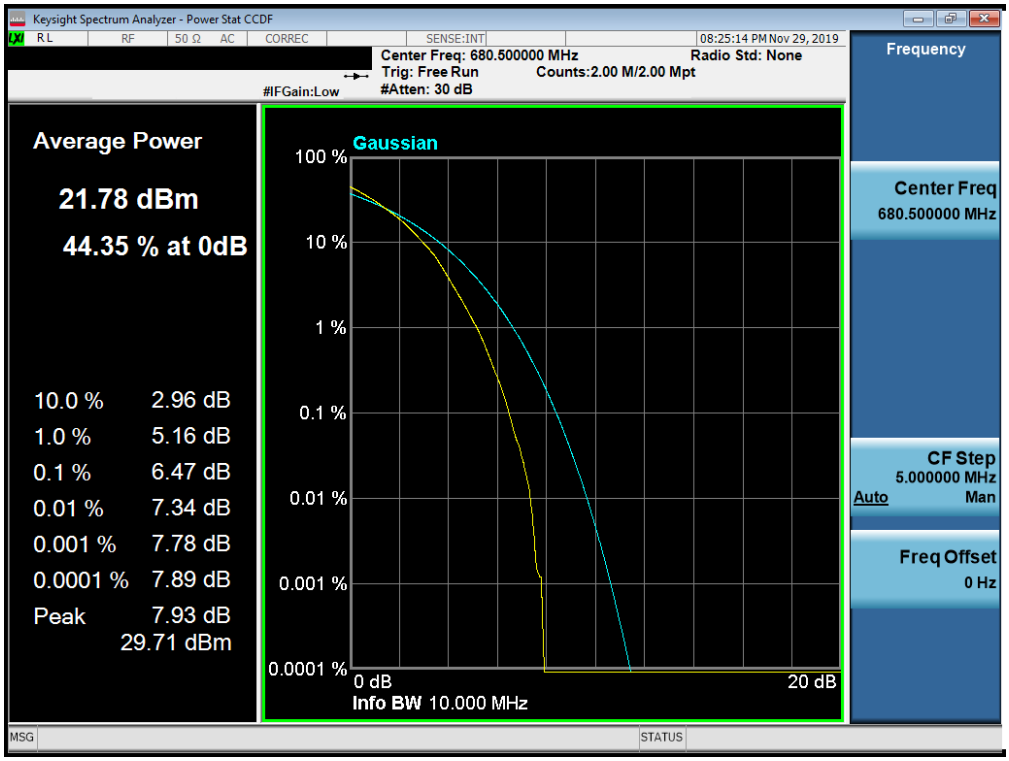

Plot 7-385. PAR Plot (Band 71 - 10.0MHz 64-QAM - Full RB Configuration)

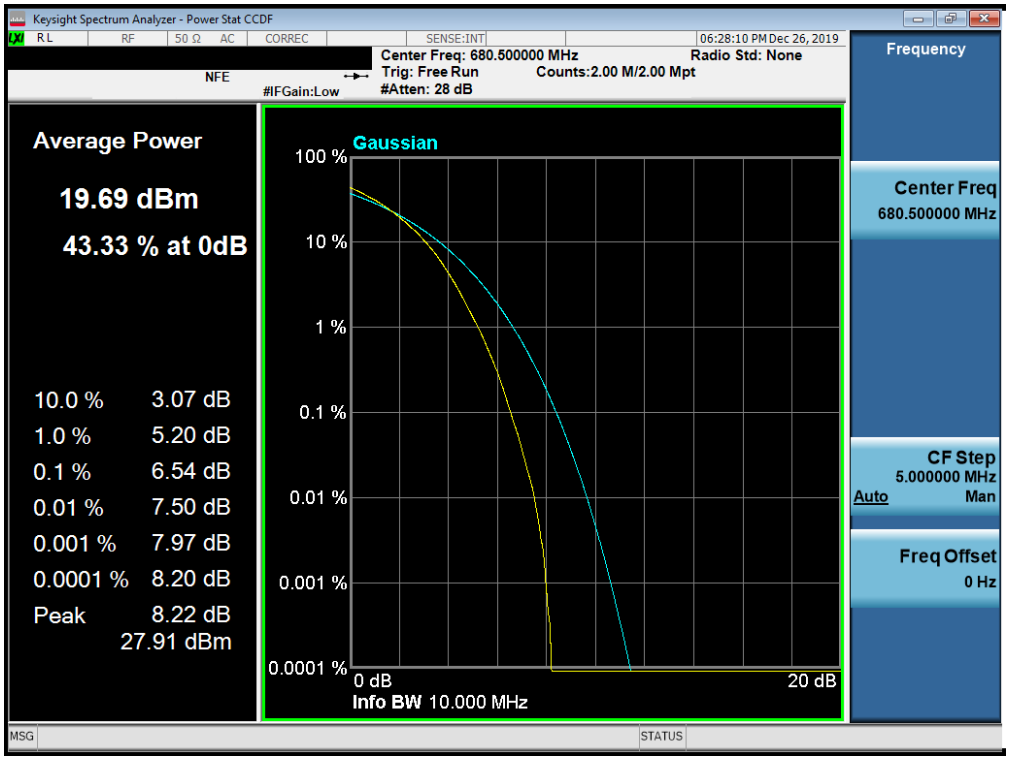

Plot 7-386. PAR Plot (Band 71 - 10.0MHz 256-QAM - Full RB Configuration)

© 2020 PCTEST
All rights reserved. Unless otherwise specified, no part of this report may be reproduced or utilized in any part, form or by any means, electronic or mechanical, including photocopying and microfilm, without permission in writing from PCTEST. If you have any questions about this international copyright or have an enquiry about obtaining additional rights to this report or assembly of contents thereof, please contact INFO@PCTEST.COM.

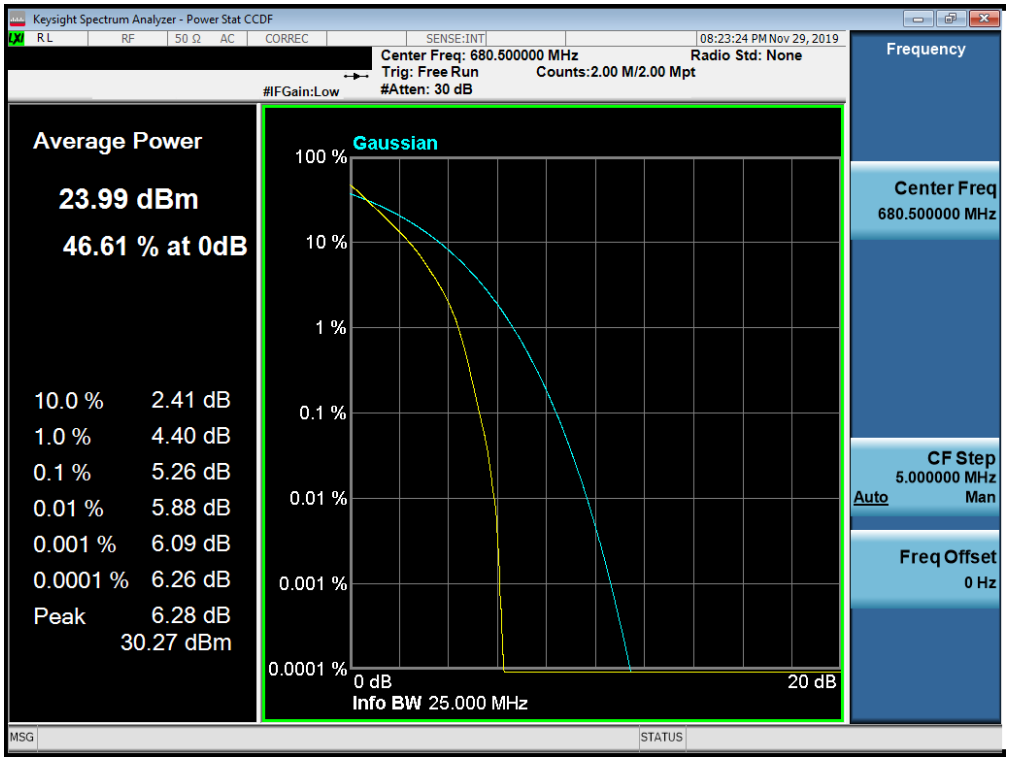

Plot 7-387. PAR Plot (Band 71 - 15.0MHz QPSK - Full RB Configuration)

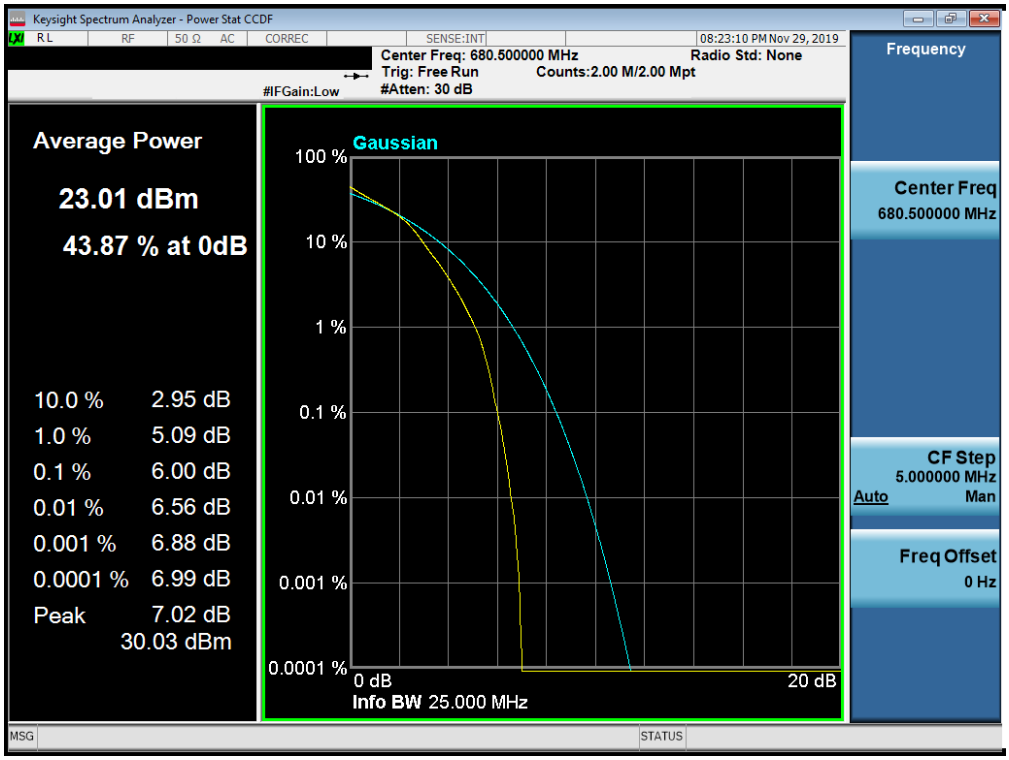

Plot 7-388. PAR Plot (Band 71 - 15.0MHz 16-QAM - Full RB Configuration)

© 2020 PCTEST V 9.0 02/01/2019
All rights reserved. Unless otherwise specified, no part of this report may be reproduced or utilized in any part, form or by any means, electronic or mechanical, including photocopying and microfilm, without permission in writing from PCTEST. If you have any questions about this international copyright or have an enquiry about obtaining additional rights to this report or assembly of contents thereof, please contact INFO@PCTEST.COM.

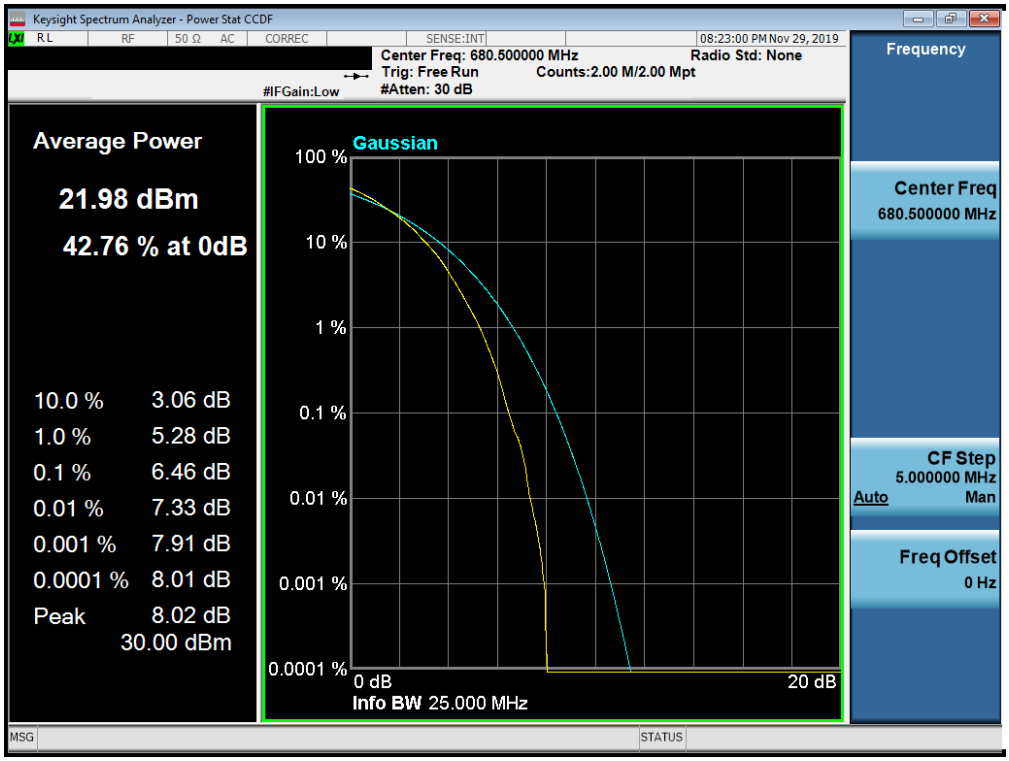

Plot 7-389. PAR Plot (Band 71 - 15.0MHz 64-QAM - Full RB Configuration)

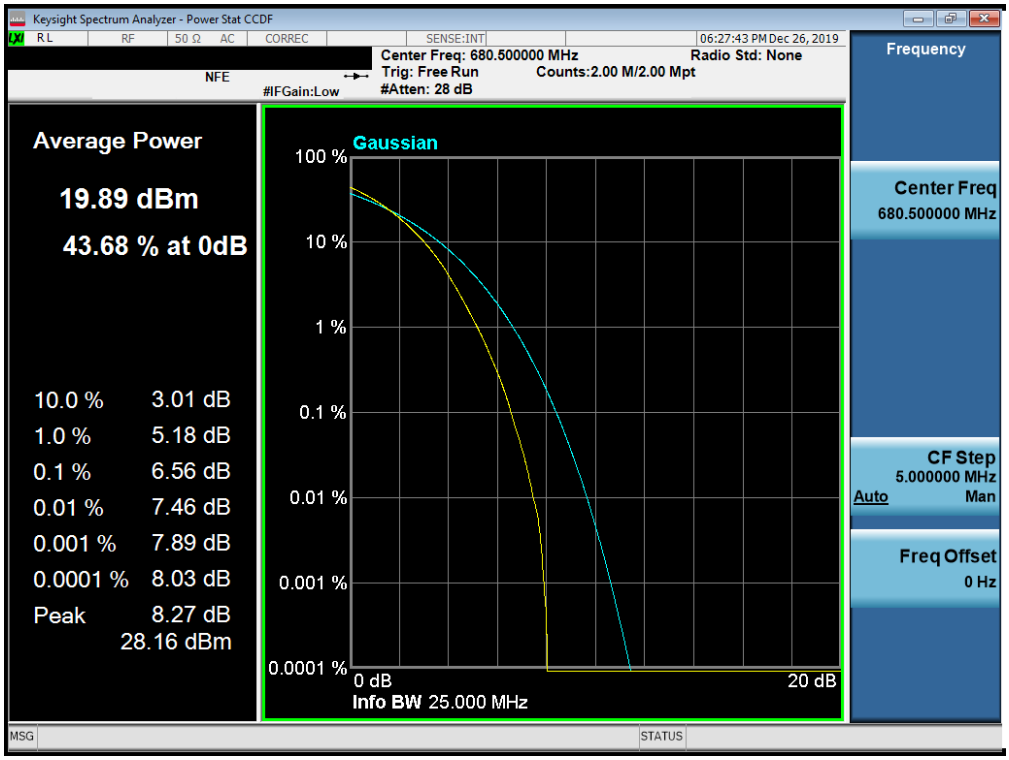

Plot 7-390. PAR Plot (Band 71 - 15.0MHz 256-QAM - Full RB Configuration)

© 2020 PCTEST
All rights reserved. Unless otherwise specified, no part of this report may be reproduced or utilized in any part, form or by any means, electronic or mechanical, including photocopying and microfilm, without permission in writing from PCTEST. If you have any questions about this international copyright or have an enquiry about obtaining additional rights to this report or assembly of contents thereof, please contact INFO@PCTEST.COM.

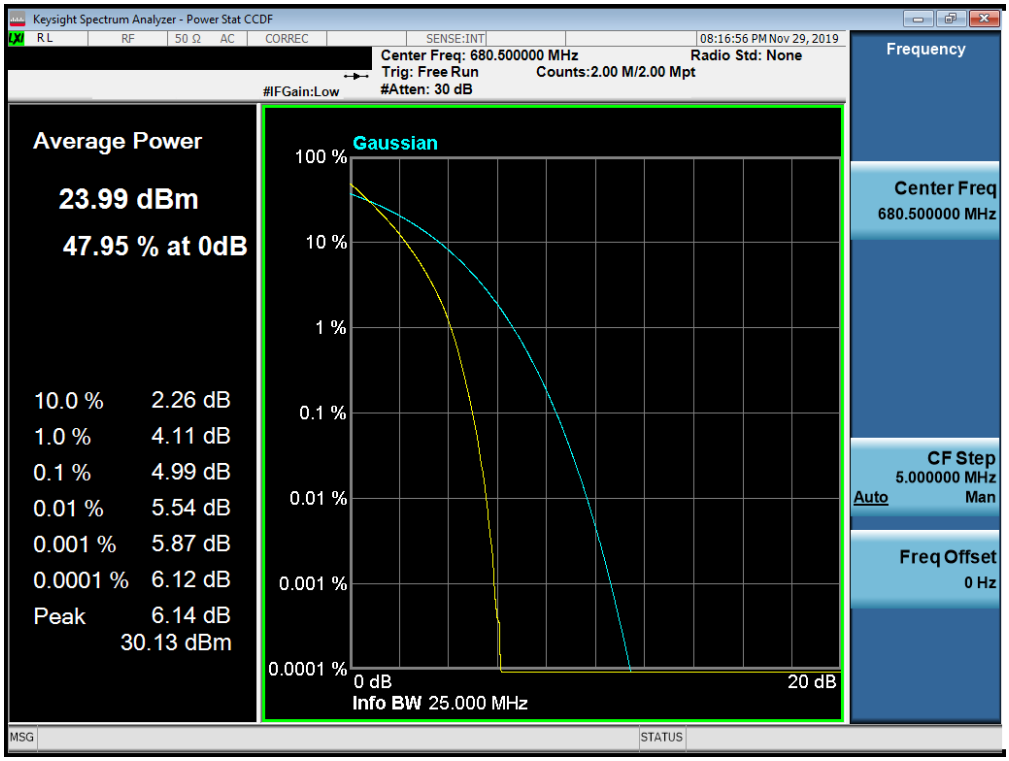

Plot 7-391. PAR Plot (Band 71 - 20.0MHz QPSK - Full RB Configuration)

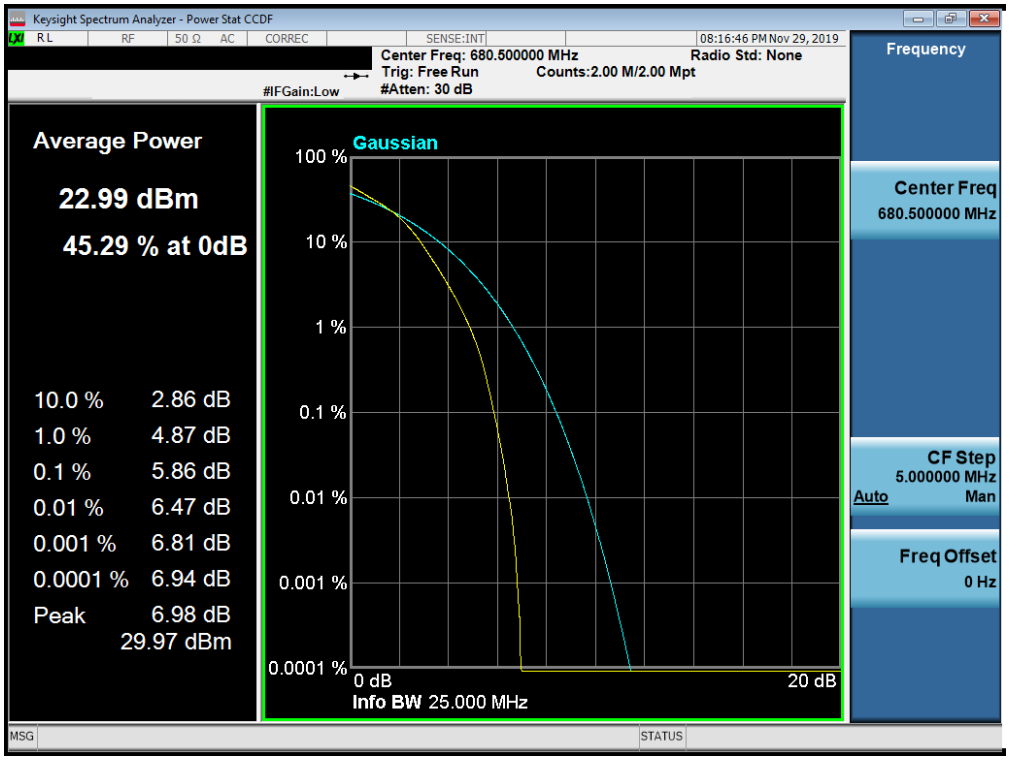

Plot 7-392. PAR Plot (Band 71 - 20.0MHz 16-QAM - Full RB Configuration)

© 2020 PCTEST
All rights reserved. Unless otherwise specified, no part of this report may be reproduced or utilized in any part, form or by any means, electronic or mechanical, including photocopying and microfilm, without permission in writing from PCTEST. If you have any questions about this international copyright or have an enquiry about obtaining additional rights to this report or assembly of contents thereof, please contact INFO@PCTEST.COM.

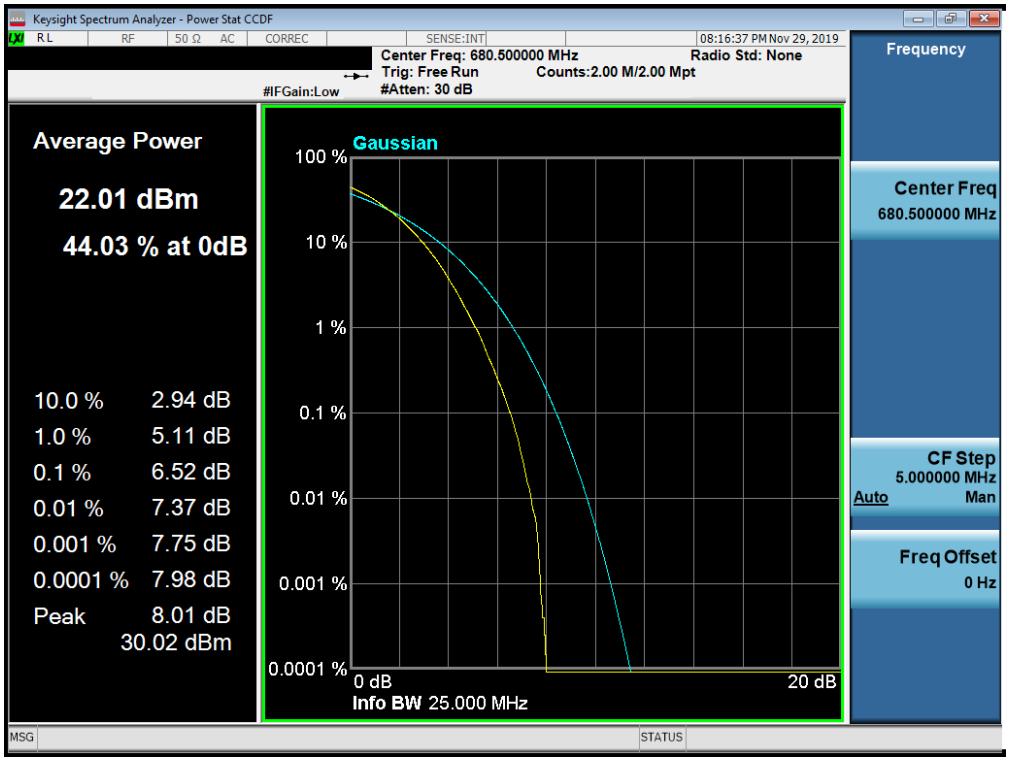

Plot 7-393. PAR Plot (Band 71 - 20.0MHz 64-QAM - Full RB Configuration)

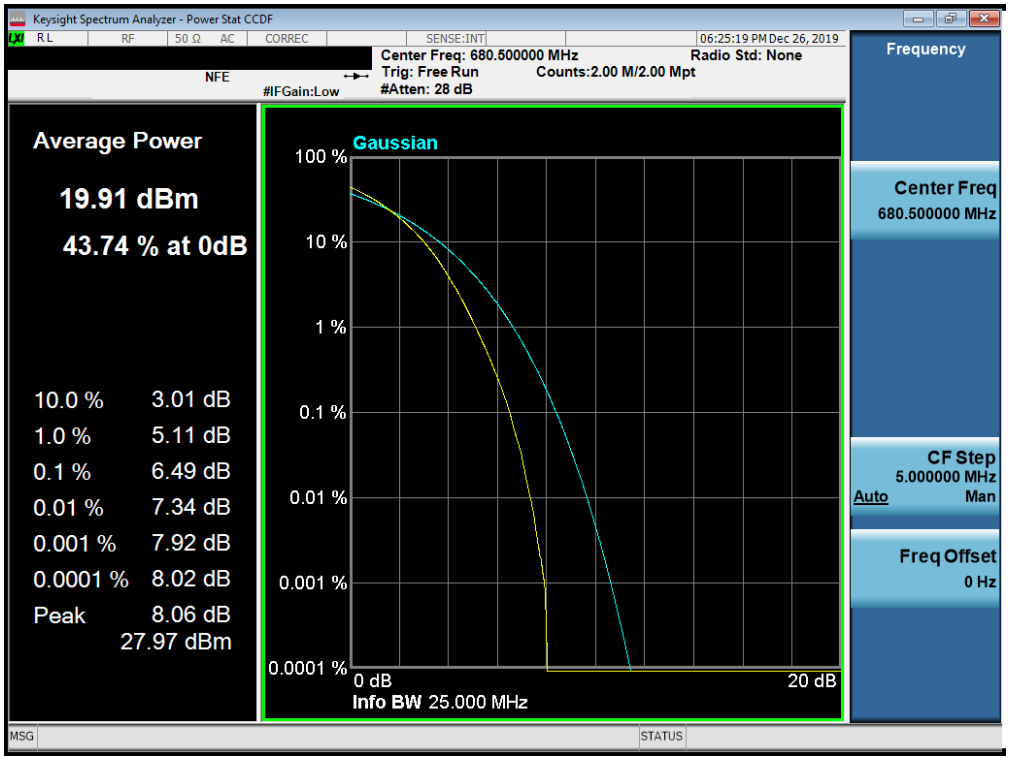

Plot 7-394. PAR Plot (Band 71 - 20.0MHz 256-QAM - Full RB Configuration)

© 2020 PCTEST
All rights reserved. Unless otherwise specified, no part of this report may be reproduced or utilized in any part, form or by any means, electronic or mechanical, including photocopying and microfilm, without permission in writing from PCTEST. If you have any questions about this international copyright or have an enquiry about obtaining additional rights to this report or assembly of contents thereof, please contact INFO@PCTEST.COM.

Band 12/17

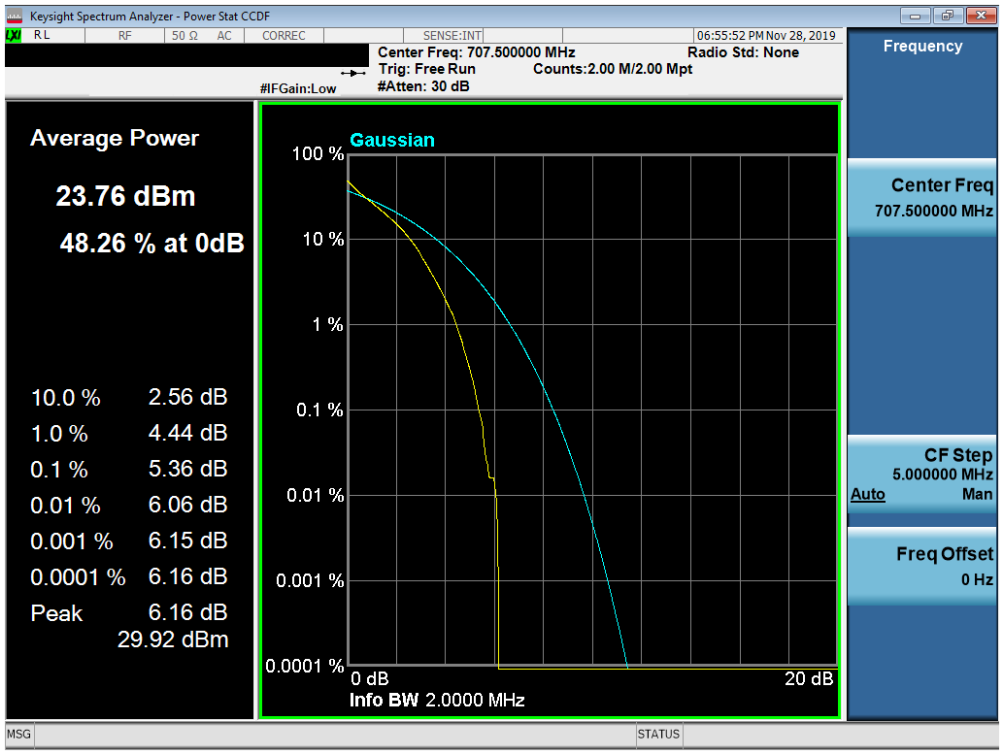

Plot 7-395. PAR Plot (Band 12 - 1.4MHz QPSK - Full RB Configuration)

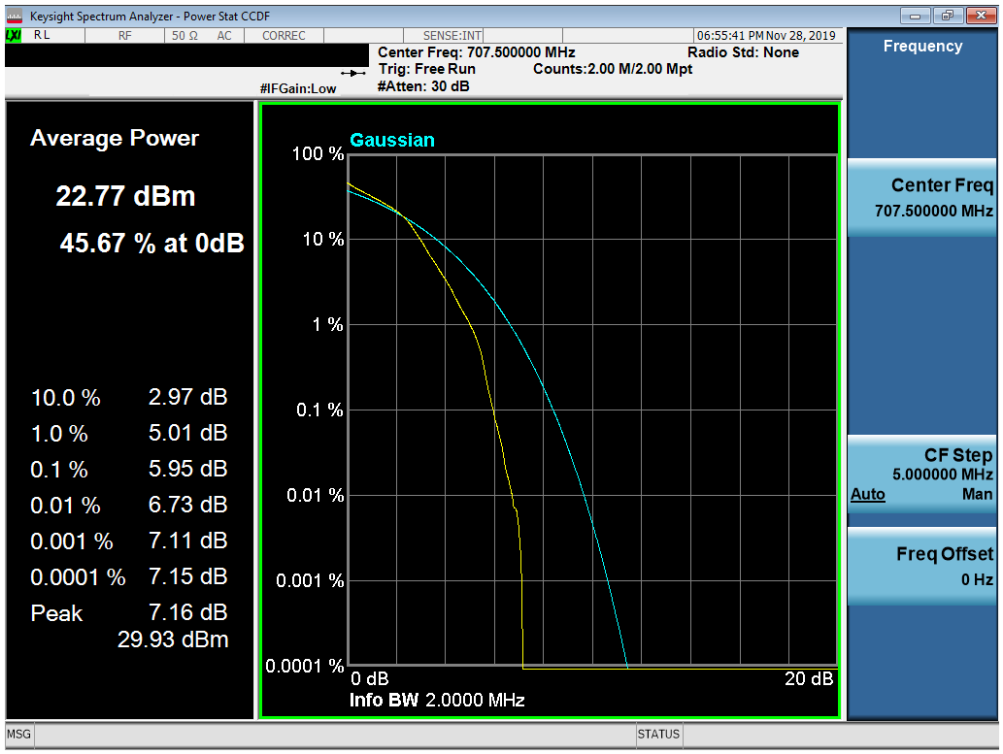

Plot 7-396. PAR Plot (Band 12 - 1.4MHz 16-QAM - Full RB Configuration)

© 2020 PCTEST V 9.0 02/01/2019
All rights reserved. Unless otherwise specified, no part of this report may be reproduced or utilized in any part, form or by any means, electronic or mechanical, including photocopying and microfilm, without permission in writing from PCTEST. If you have any questions about this international copyright or have an enquiry about obtaining additional rights to this report or assembly of contents thereof, please contact INFO@PCTEST.COM.

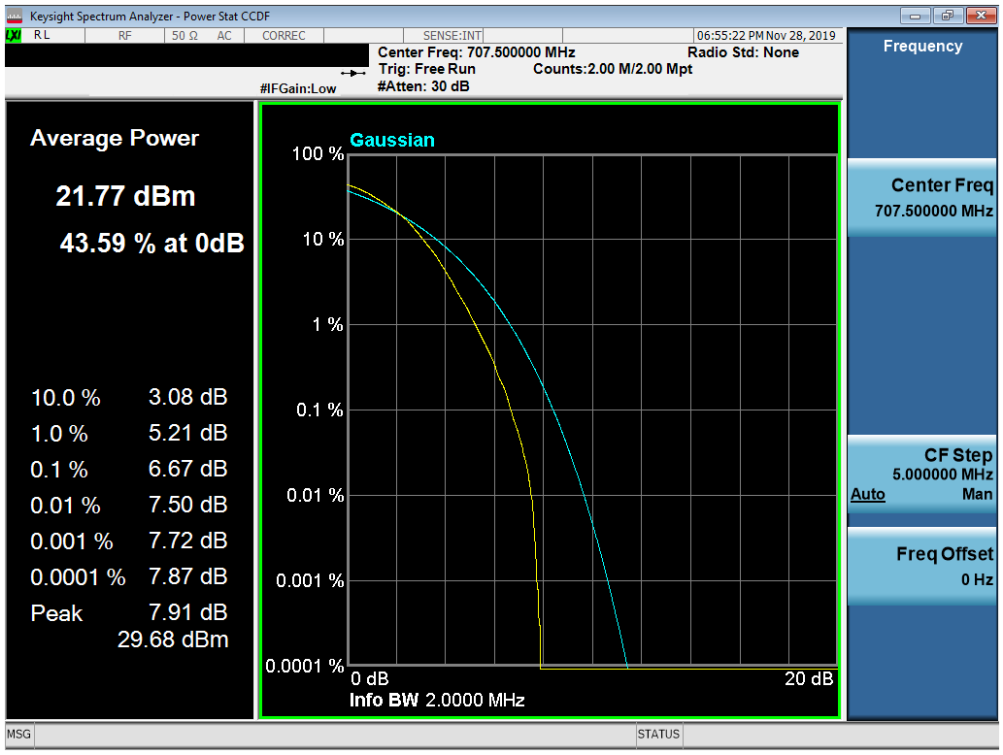

Plot 7-397. PAR Plot (Band 12 - 1.4MHz 64-QAM - Full RB Configuration)

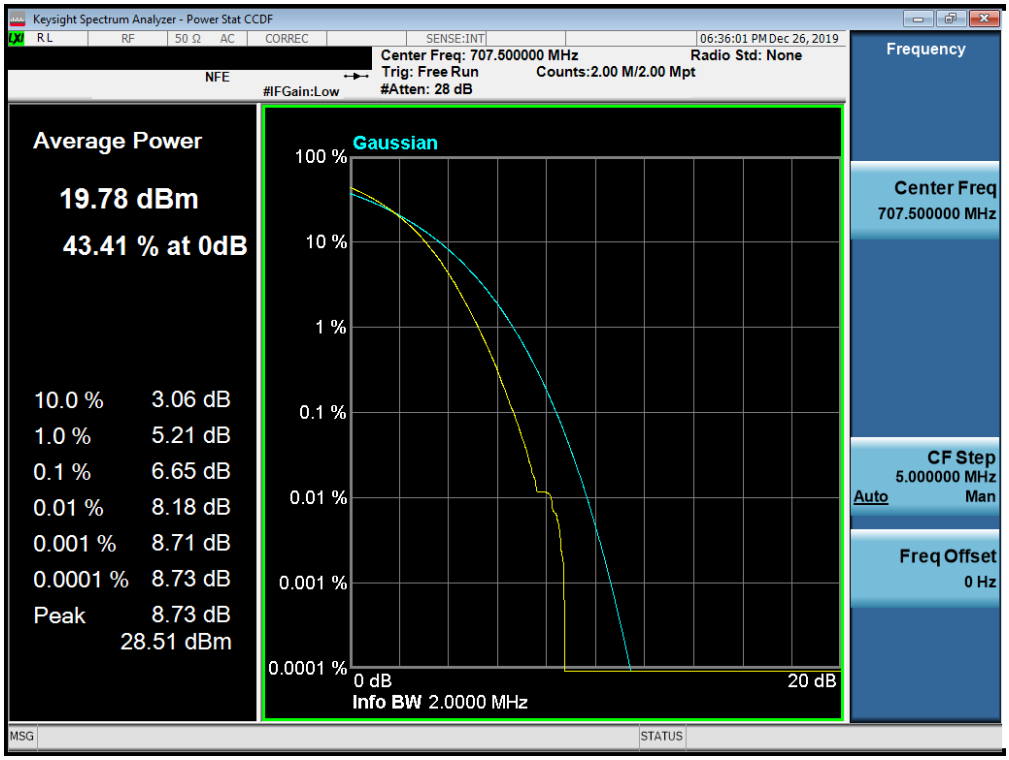

Plot 7-398. PAR Plot (Band 12 - 1.4MHz 256-QAM - Full RB Configuration)

© 2020 PCTEST
All rights reserved. Unless otherwise specified, no part of this report may be reproduced or utilized in any part, form or by any means, electronic or mechanical, including photocopying and microfilm, without permission in writing from PCTEST. If you have any questions about this international copyright or have an enquiry about obtaining additional rights to this report or assembly of contents thereof, please contact INFO@PCTEST.COM.