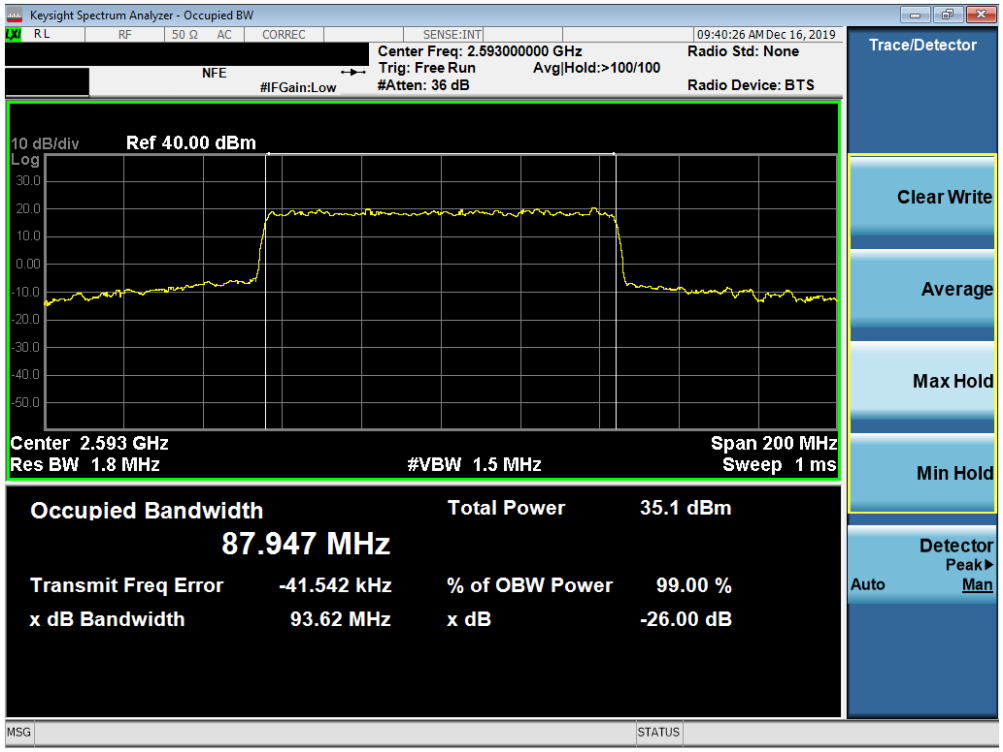

Plot 7-625. Occupied Bandwidth Plot (n41 (PC2) 90MHz QPSK - CP-OFDM - Full RB Configuration)

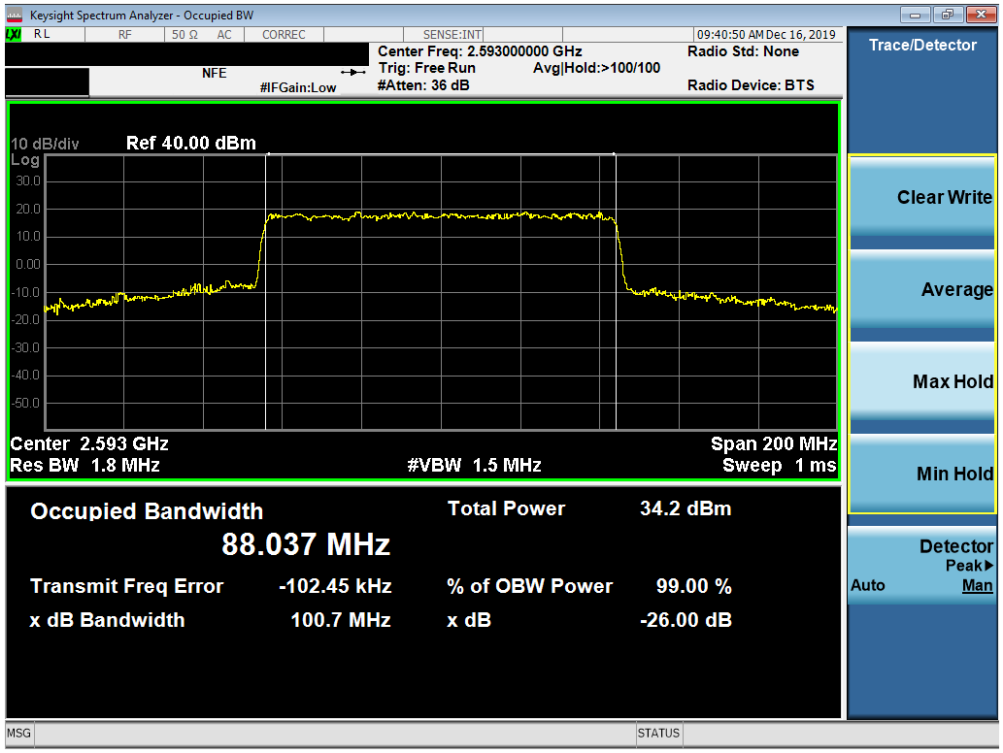

Plot 7-626. Occupied Bandwidth Plot (n41 (PC2) 90MHz 16QAM - CP-OFDM - Full RB Configuration)

© 2020 PCTEST
All rights reserved. Unless otherwise specified, no part of this report may be reproduced or utilized in any part, form or by any means, electronic or mechanical, including photocopying and microfilm, without permission in writing from PCTEST. If you have any questions about this international copyright or have an enquiry about obtaining additional rights to this report or assembly of contents thereof, please contact INFO@PCTEST.COM.

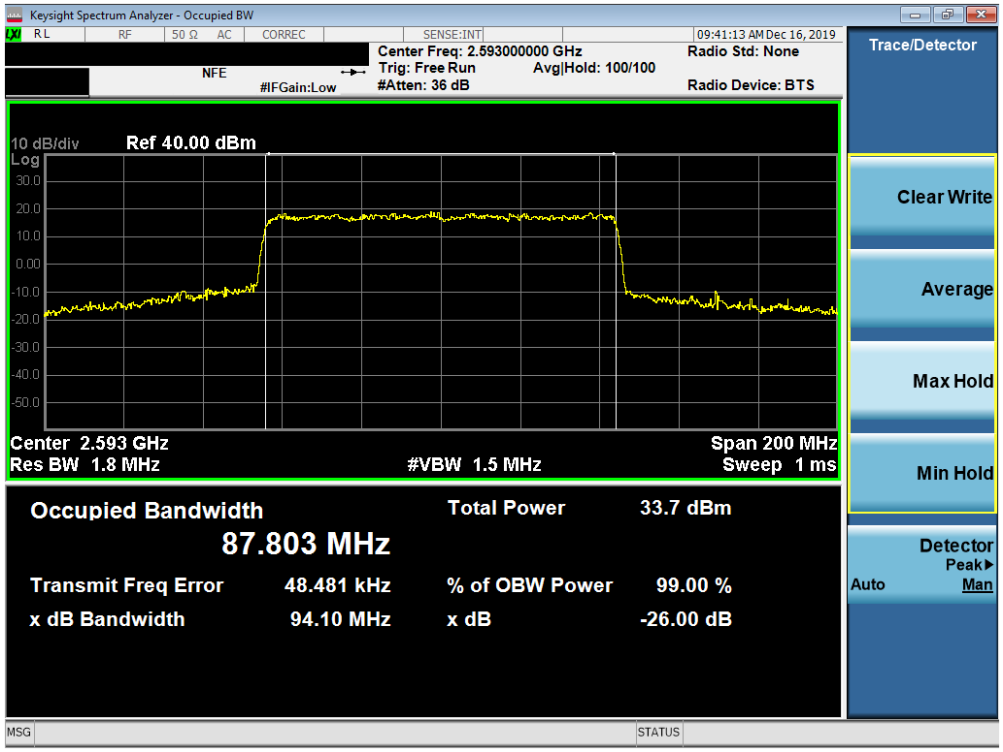

Plot 7-627. Occupied Bandwidth Plot (n41 (PC2) 90MHz 64QAM - CP-OFDM- Full RB Configuration)

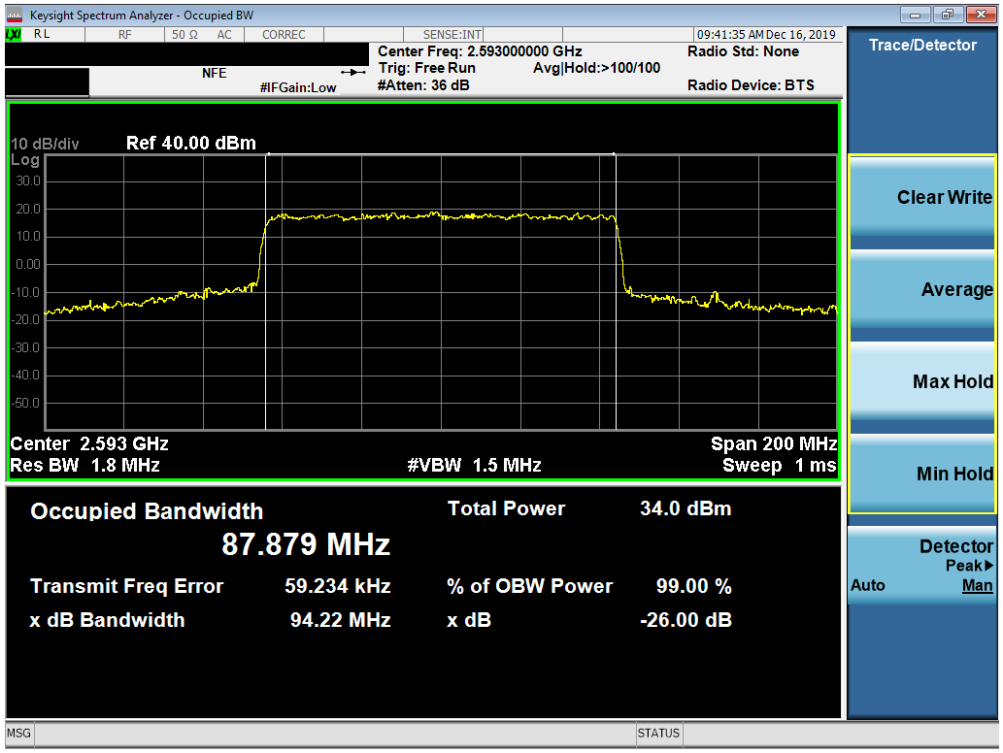

Plot 7-628. Occupied Bandwidth Plot (n41 (PC2) 90MHz 256QAM - CP-OFDM - Full RB Configuration)

© 2020 PCTEST V 9.0 02/01/2019
All rights reserved. Unless otherwise specified, no part of this report may be reproduced or utilized in any part, form or by any means, electronic or mechanical, including photocopying and microfilm, without permission in writing from PCTEST. If you have any questions about this international copyright or have an enquiry about obtaining additional rights to this report or assembly of contents thereof, please contact INFO@PCTEST.COM.

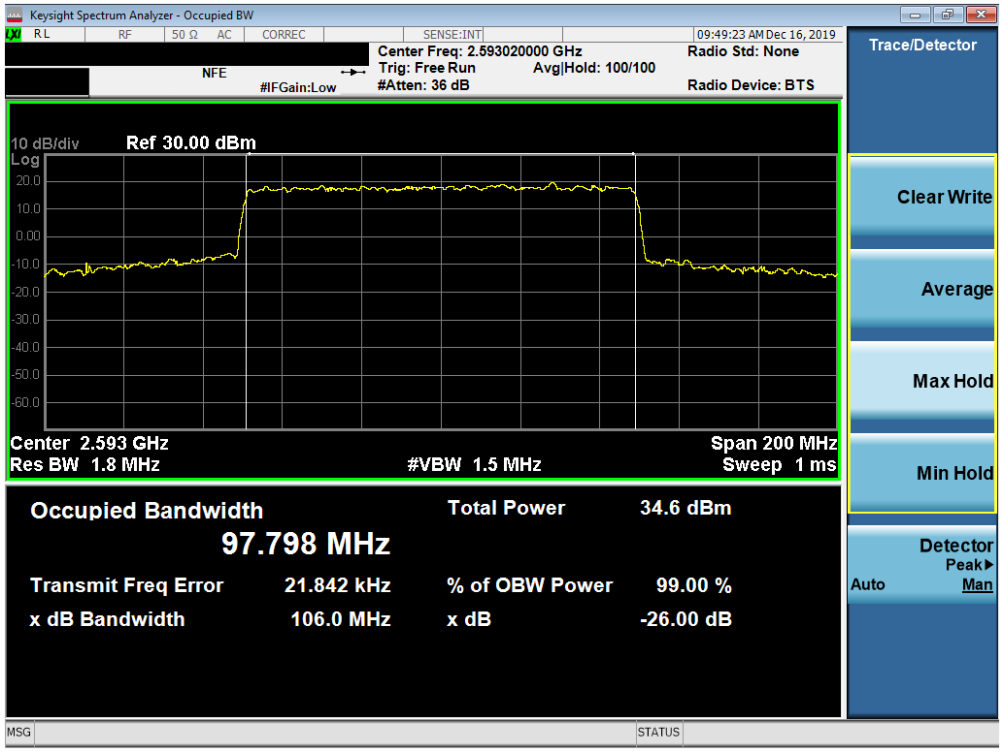

Plot 7-629. Occupied Bandwidth Plot (n41 (PC2) 100MHz QPSK - CP-OFDM - Full RB Configuration)

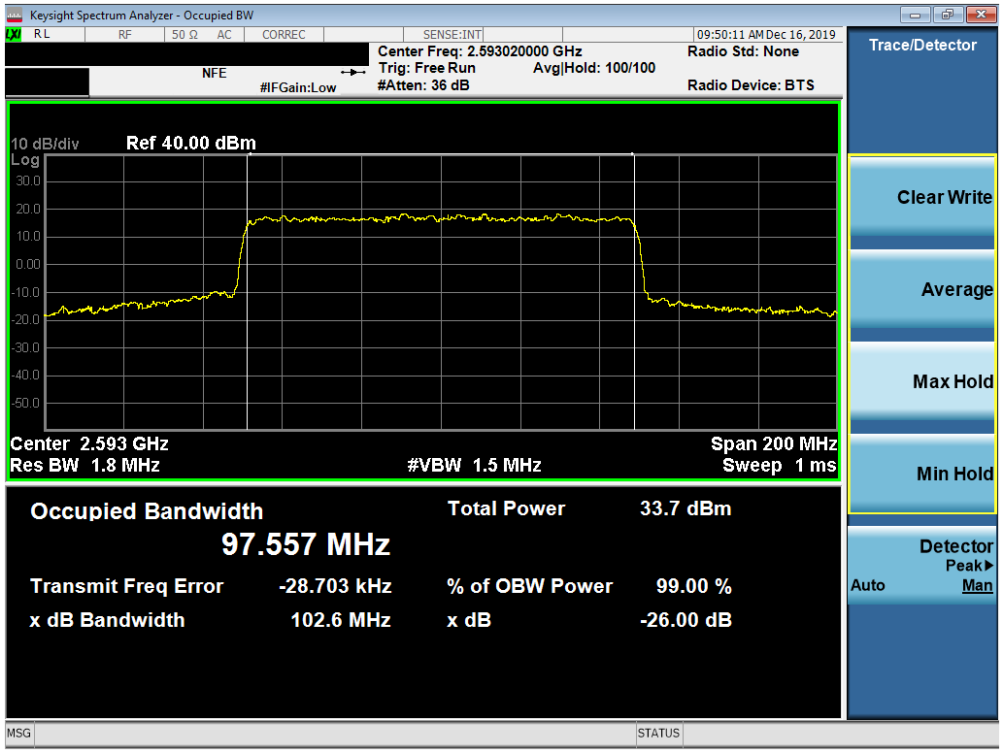

Plot 7-630. Occupied Bandwidth Plot (n41 (PC2) 100MHz 16QAM - CP-OFDM - Full RB Configuration)

© 2020 PCTEST V 9.0 02/01/2019
All rights reserved. Unless otherwise specified, no part of this report may be reproduced or utilized in any part, form or by any means, electronic or mechanical, including photocopying and microfilm, without permission in writing from PCTEST. If you have any questions about this international copyright or have an enquiry about obtaining additional rights to this report or assembly of contents thereof, please contact INFO@PCTEST.COM.

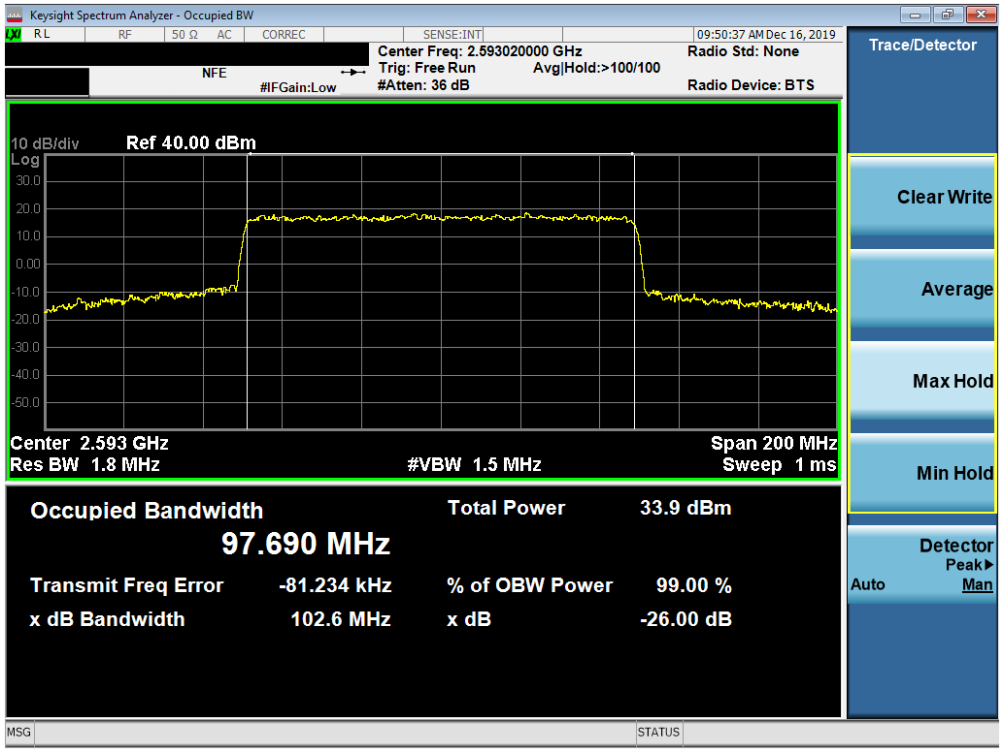

Plot 7-631. Occupied Bandwidth Plot (n41 (PC2) 100MHz 64QAM - CP-OFDM- Full RB Configuration)

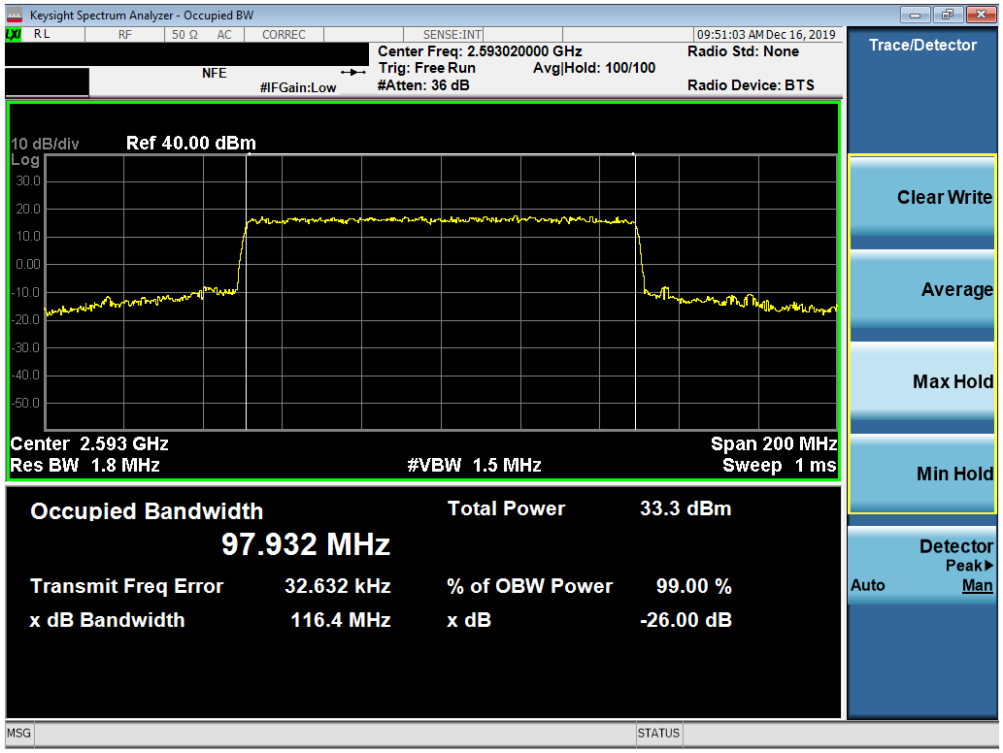

Plot 7-632. Occupied Bandwidth Plot (n41 (PC2) 100MHz 256QAM - CP-OFDM - Full RB Configuration)

© 2020 PCTEST
All rights reserved. Unless otherwise specified, no part of this report may be reproduced or utilized in any part, form or by any means, electronic or mechanical, including photocopying and microfilm, without permission in writing from PCTEST. If you have any questions about this international copyright or have an enquiry about obtaining additional rights to this report or assembly of contents thereof, please contact INFO@PCTEST.COM.

Spurious and Harmonic Emissions at the Antenna Terminal

All SCS's and Waveforms (CP-OFDM vs DFT-s OFDM) were investigated to determine the worst case configuration. All modes of operation were investigated and the worst case configuration results are reported in this section.

NR Band n71

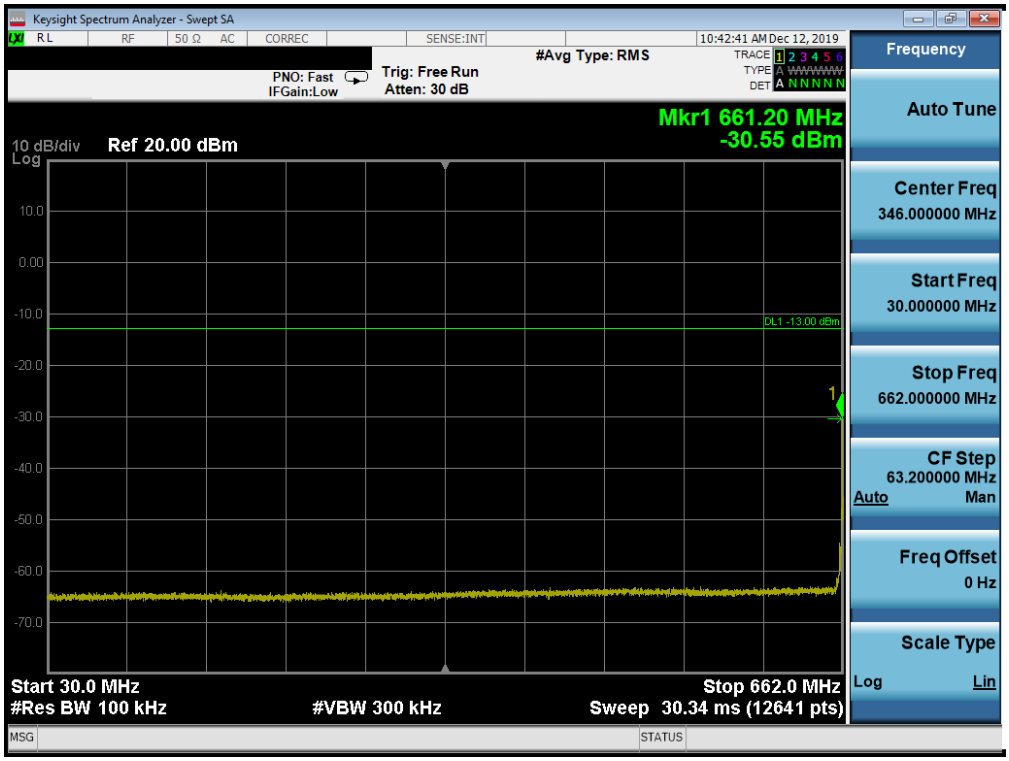

Plot 7-633. Conducted Spurious Plot (n71 - 5MHz DFT-s-OFDM-QPSK - RB Size 1, RB Offset 1 - Low Channel)

© 2020 PCTEST V 9.0 02/01/2019
All rights reserved. Unless otherwise specified, no part of this report may be reproduced or utilized in any part, form or by any means, electronic or mechanical, including photocopying and microfilm, without permission in writing from PCTEST. If you have any questions about this international copyright or have an enquiry about obtaining additional rights to this report or assembly of contents thereof, please contact INFO@PCTEST.COM.

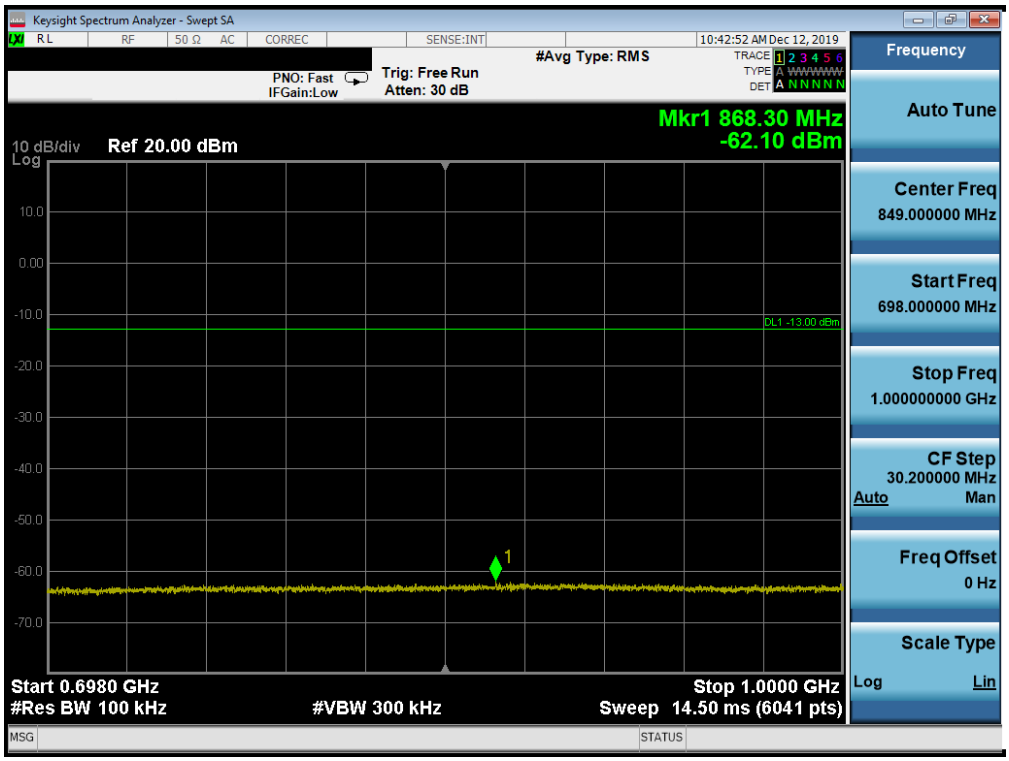

Plot 7-634. Conducted Spurious Plot (n71 - 5MHz DFT-s-OFDM-QPSK - RB Size 1, RB Offset 1 - Low Channel)

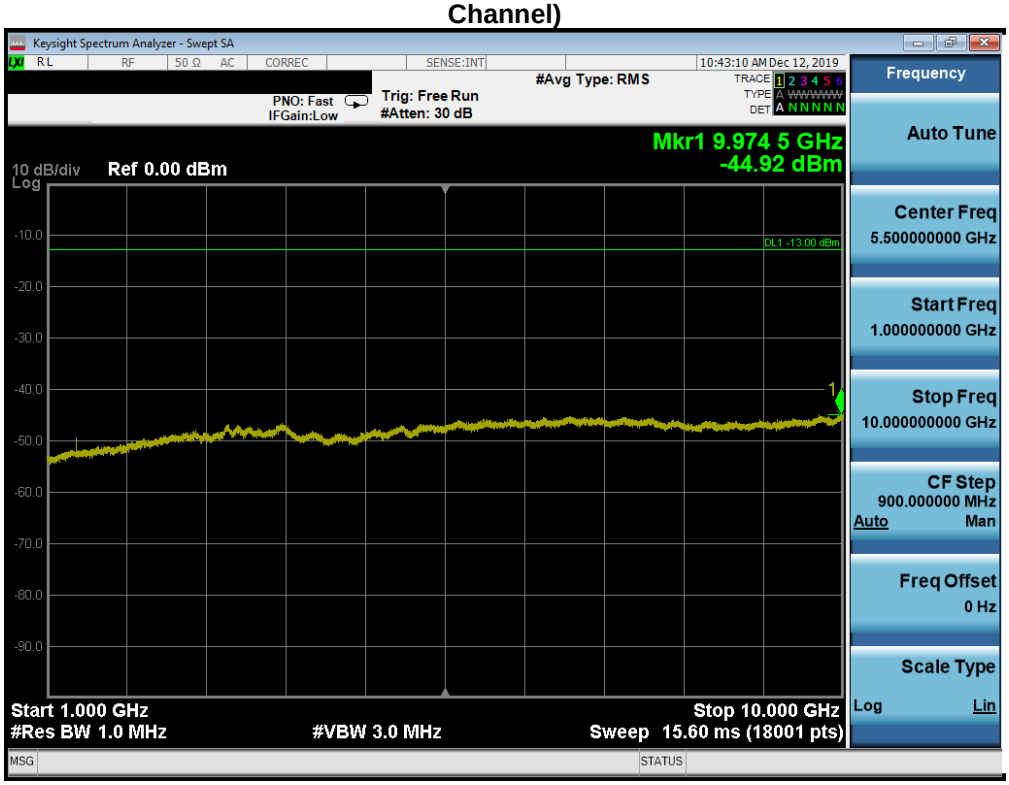

Plot 7-635. Conducted Spurious Plot (n71 - 5MHz DFT-s-OFDM-QPSK - RB Size 1, RB Offset 1 - Low Channel)

© 2020 PCTEST
All rights reserved. Unless otherwise specified, no part of this report may be reproduced or utilized in any part, form or by any means, electronic or mechanical, including photocopying and microfilm, without permission in writing from PCTEST. If you have any questions about this international copyright or have an enquiry about obtaining additional rights to this report or assembly of contents thereof, please contact INFO@PCTEST.COM.

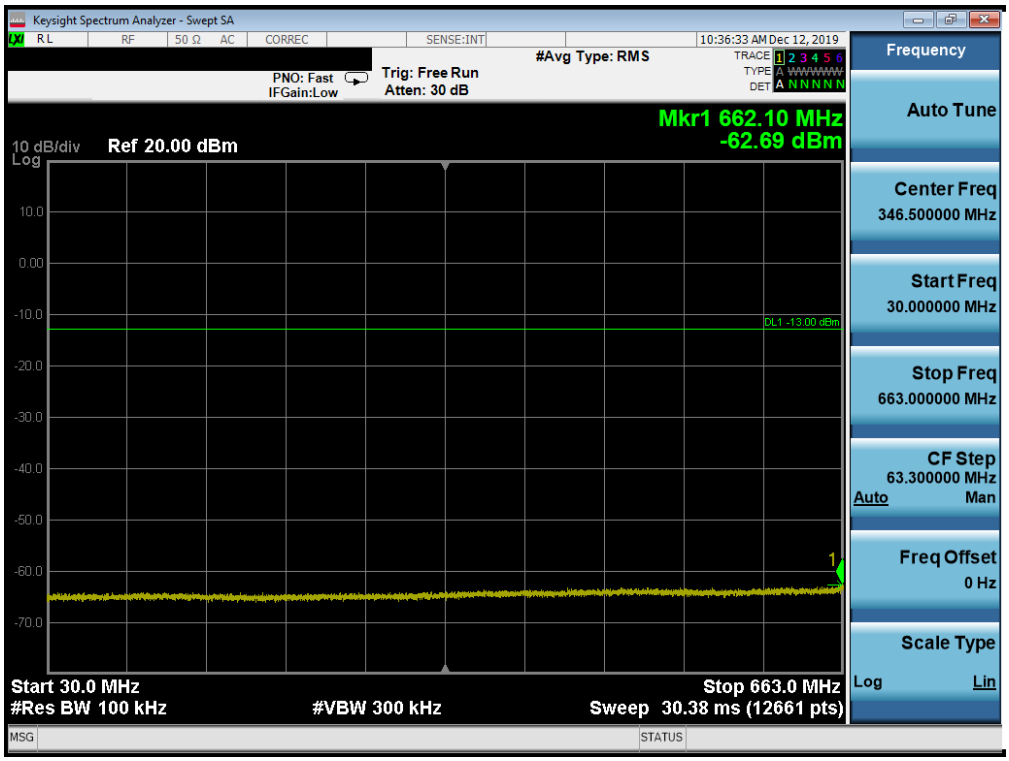

Plot 7-636. Conducted Spurious Plot (n71 - 5MHz DFT-s-OFDM-QPSK - RB Size 1, RB Offset 1 - Mid Channel)

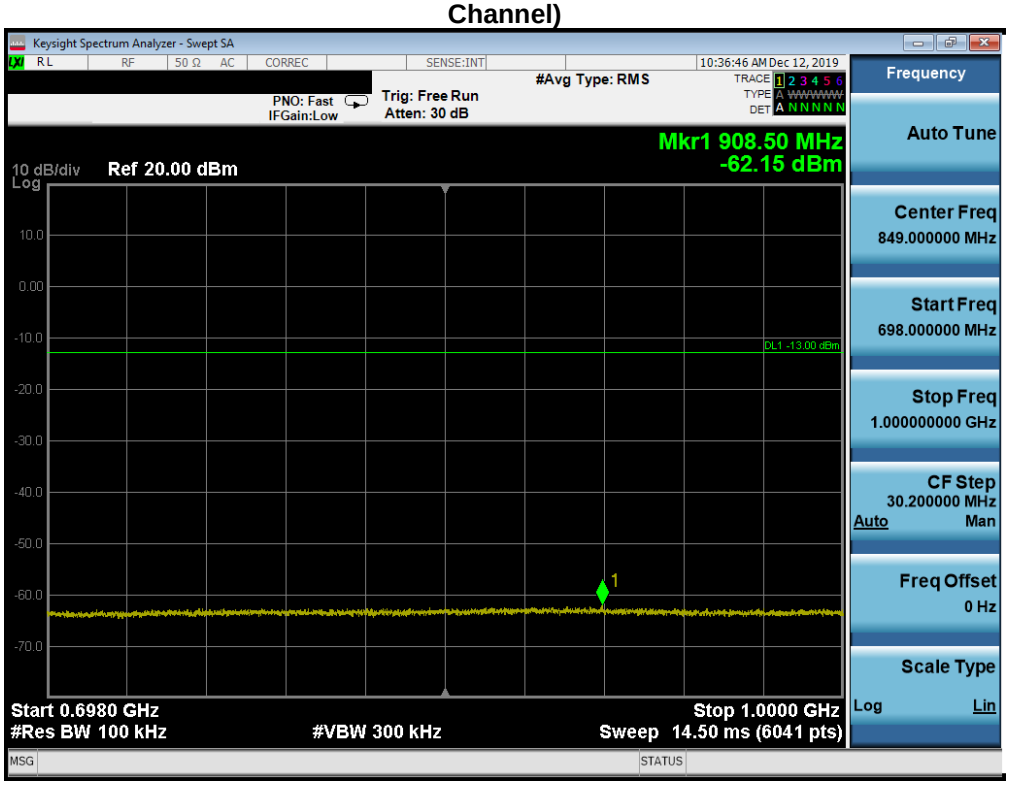

Plot 7-637. Conducted Spurious Plot (n71 - 5MHz DFT-s-OFDM-QPSK - RB Size 1, RB Offset 1 - Mid Channel)

© 2020 PCTEST V 9.0 02/01/2019
All rights reserved. Unless otherwise specified, no part of this report may be reproduced or utilized in any part, form or by any means, electronic or mechanical, including photocopying and microfilm, without permission in writing from PCTEST. If you have any questions about this international copyright or have an enquiry about obtaining additional rights to this report or assembly of contents thereof, please contact INFO@PCTEST.COM.

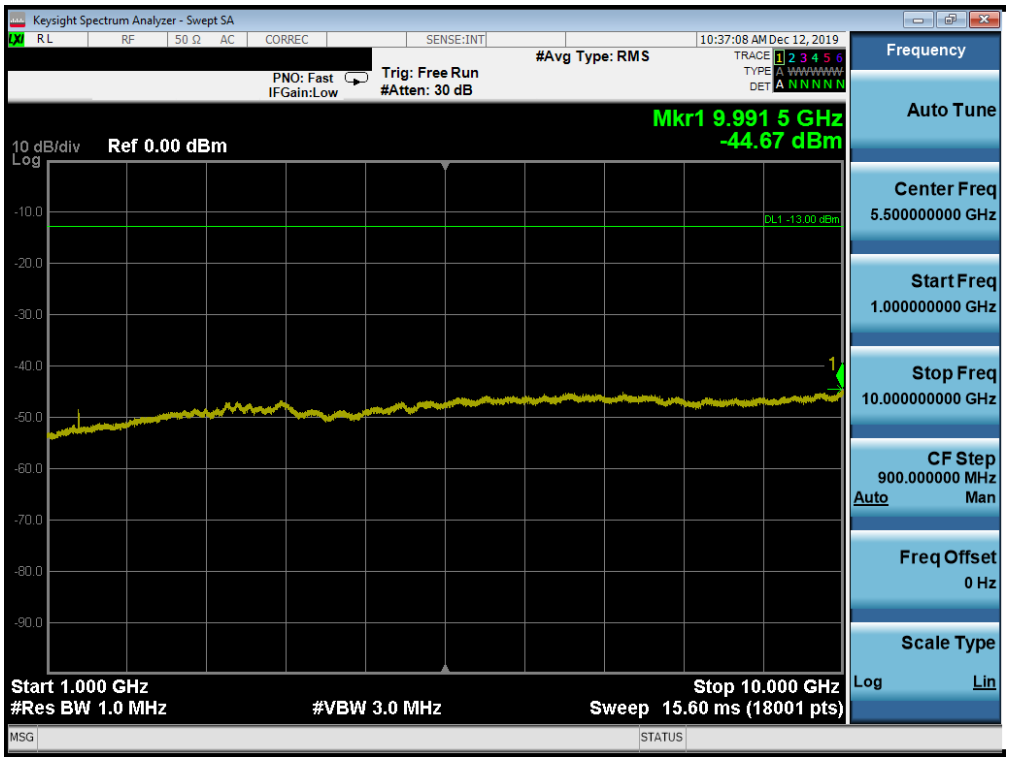

Plot 7-638. Conducted Spurious Plot (n71 - 5MHz DFT-s-OFDM-QPSK - RB Size 1, RB Offset 1 - Mid Channel)

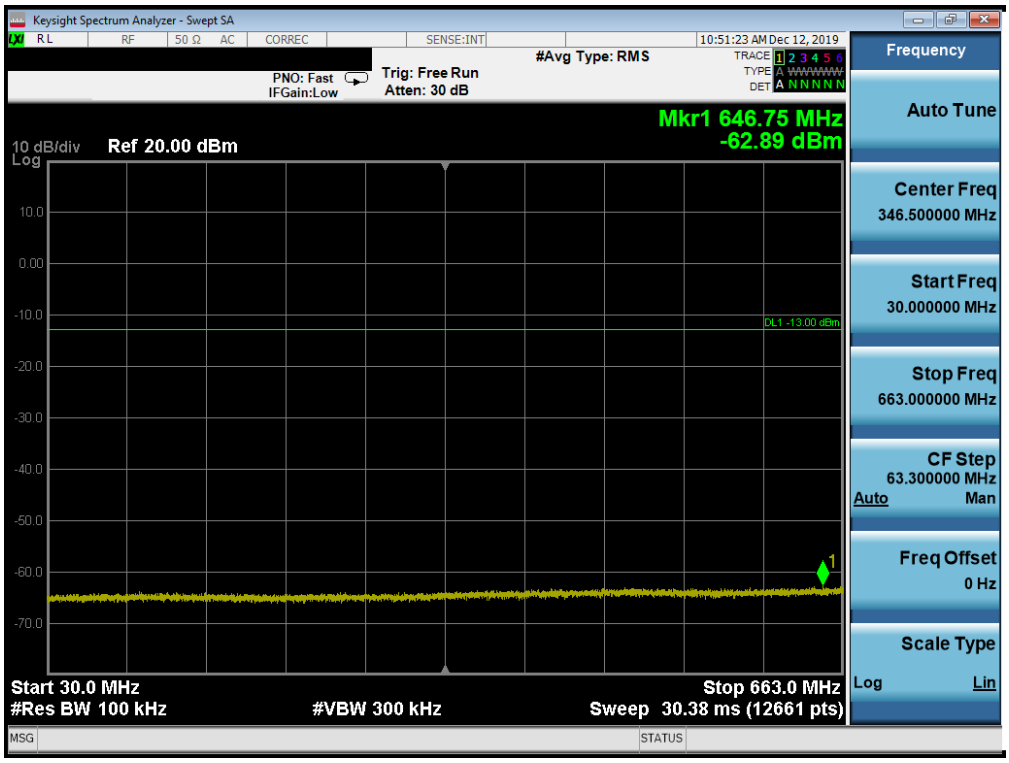

Plot 7-639. Conducted Spurious Plot (n71 - 5MHz DFT-s-OFDM-QPSK - RB Size 1, RB Offset 1 - High Channel)

© 2020 PCTEST
All rights reserved. Unless otherwise specified, no part of this report may be reproduced or utilized in any part, form or by any means, electronic or mechanical, including photocopying and microfilm, without permission in writing from PCTEST. If you have any questions about this international copyright or have an enquiry about obtaining additional rights to this report or assembly of contents thereof, please contact INFO@PCTEST.COM.

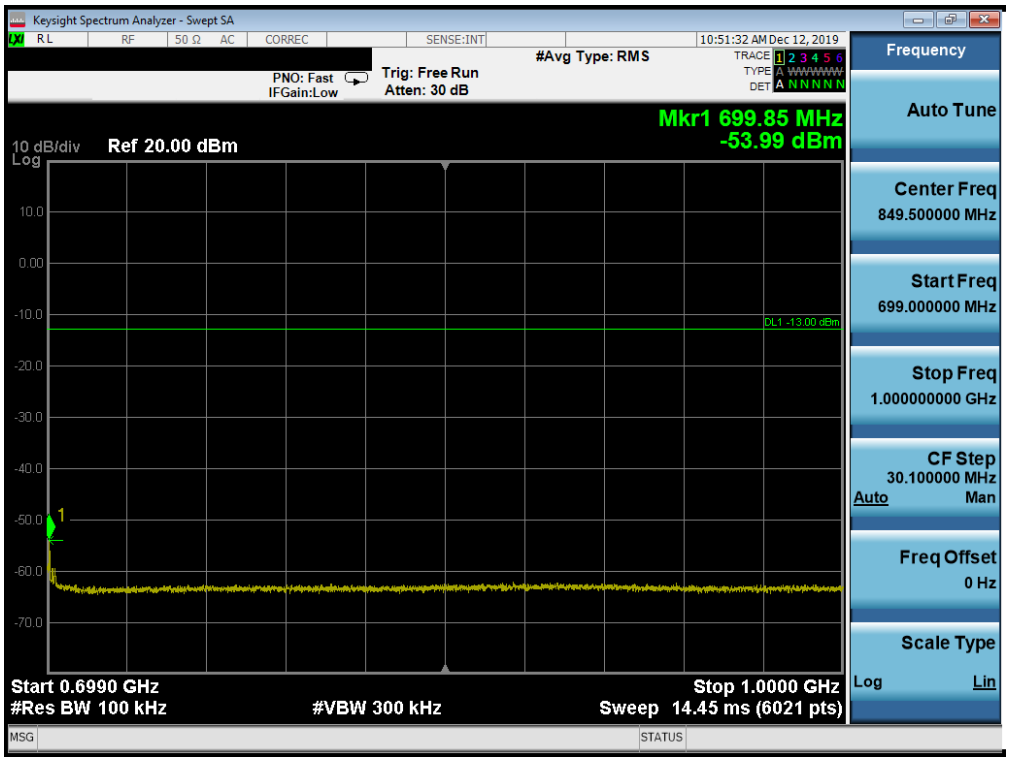

Plot 7-640. Conducted Spurious Plot (n71 - 5MHz DFT-s-OFDM-QPSK - RB Size 1, RB Offset 1 - High Channel)

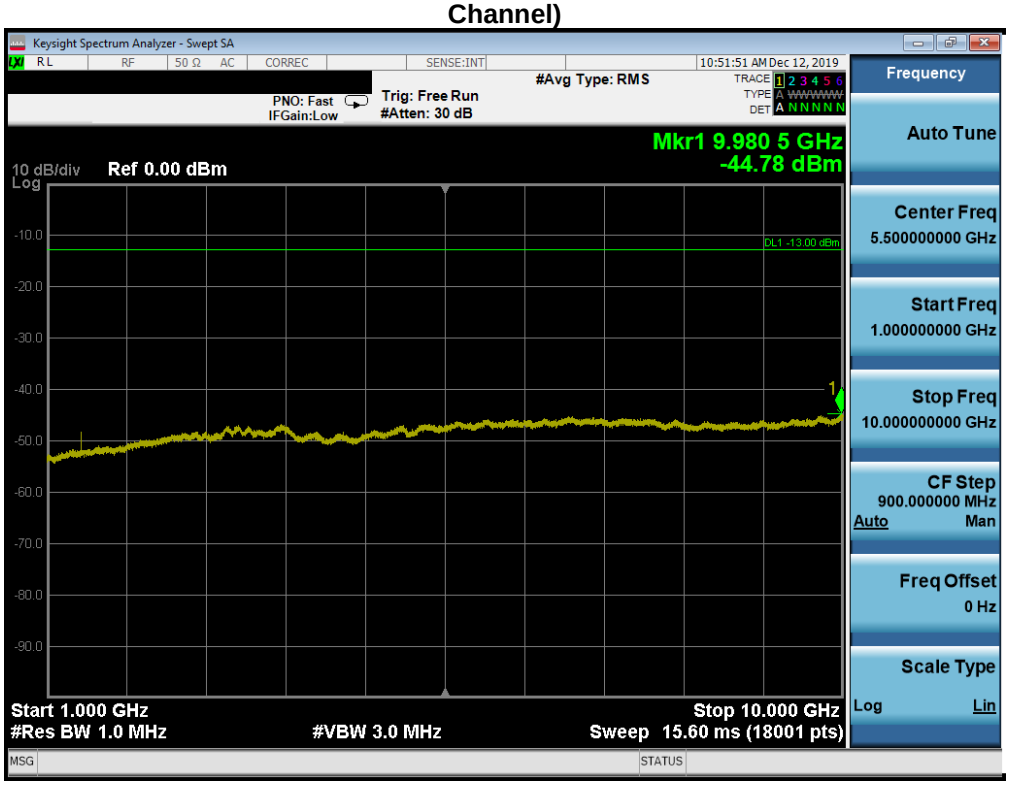

Plot 7-641. Conducted Spurious Plot (n71 - 5MHz DFT-s-OFDM-QPSK - RB Size 1, RB Offset 1 - High Channel)

© 2020 PCTEST V 9.0 02/01/2019

All rights reserved. Unless otherwise specified, no part of this report may be reproduced or utilized in any part, form or by any means, electronic or mechanical, including photocopying and microfilm, without permission in writing from PCTEST. If you have any questions about this international copyright or have an enquiry about obtaining additional rights to this report or assembly of contents thereof, please contact INFO@PCTEST.COM.

NR Band n66

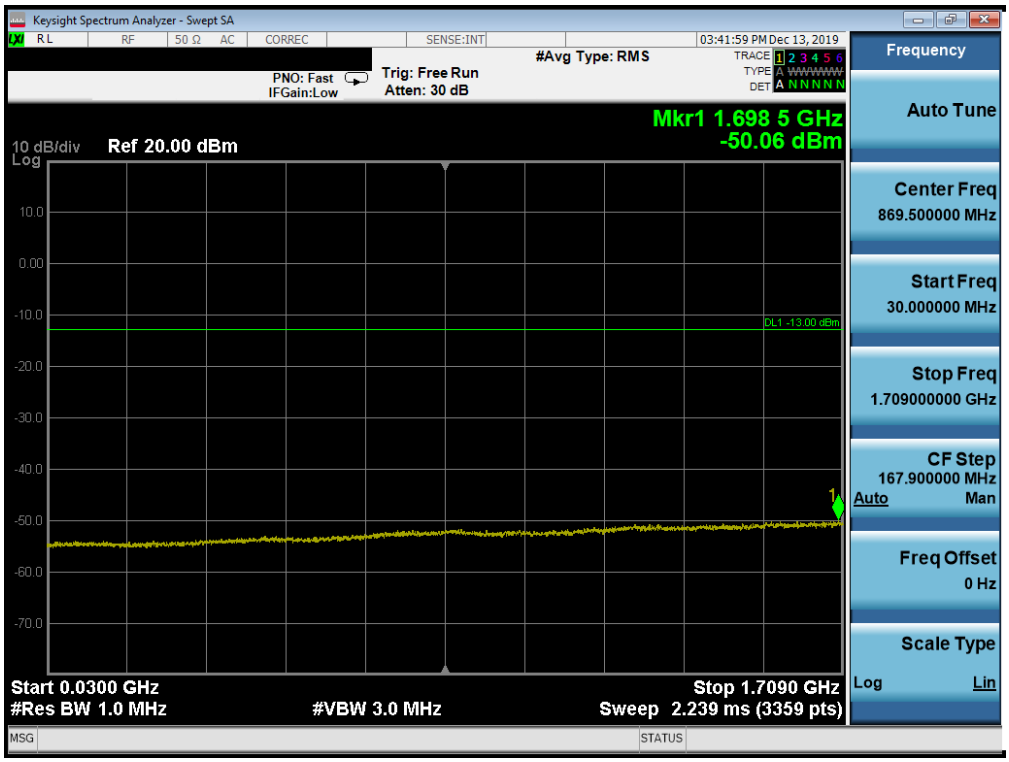

Plot 7-642. Conducted Spurious Plot (n66 - 20MHz DFT-s-OFDM-QPSK - RB Size 1, RB Offset 1 - Low Channel)

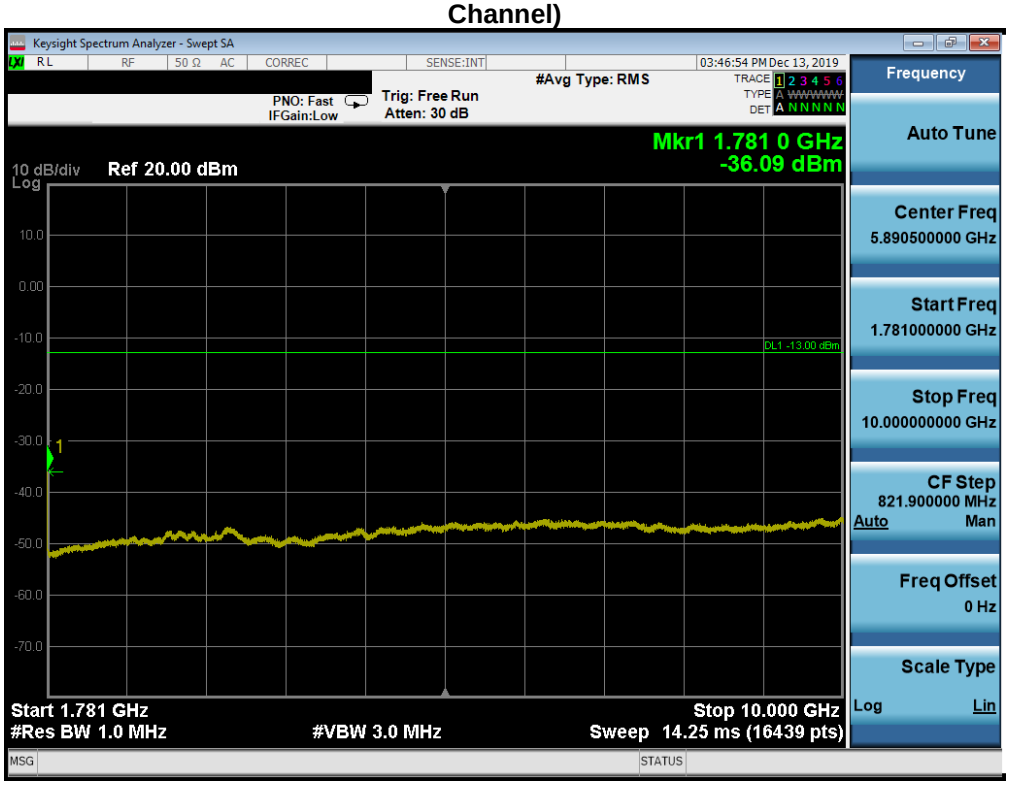

Plot 7-643. Conducted Spurious Plot (n66 - 20MHz DFT-s-OFDM-QPSK - RB Size 1, RB Offset 1 - Low Channel)

© 2020 PCTEST
All rights reserved. Unless otherwise specified, no part of this report may be reproduced or utilized in any part, form or by any means, electronic or mechanical, including photocopying and microfilm, without permission in writing from PCTEST. If you have any questions about this international copyright or have an enquiry about obtaining additional rights to this report or assembly of contents thereof, please contact INFO@PCTEST.COM.

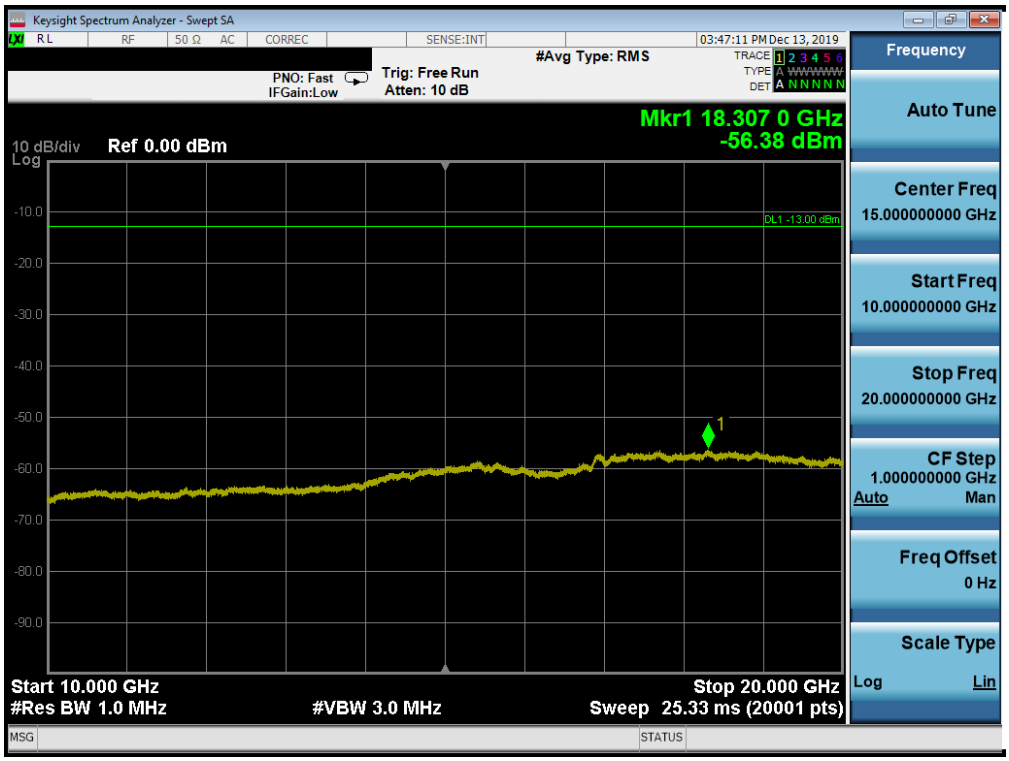

Plot 7-644. Conducted Spurious Plot (n66 - 20MHz DFT-s-OFDM-QPSK - RB Size 1, RB Offset 1 - Low Channel)

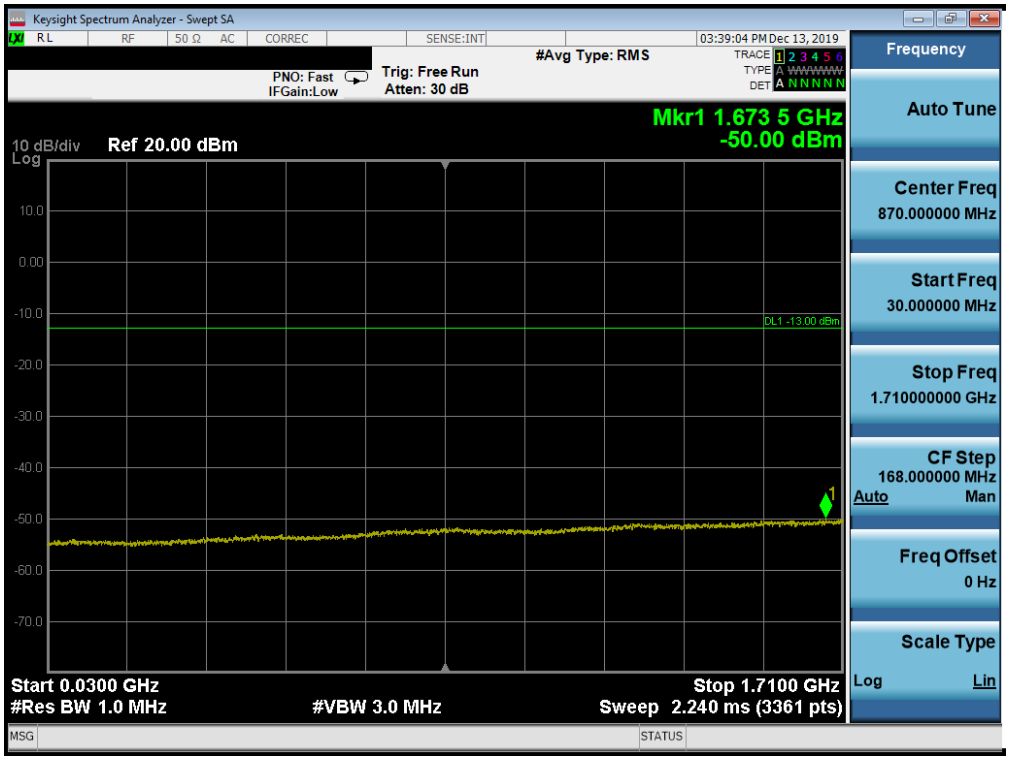

Plot 7-645. Conducted Spurious Plot (n66 - 20MHz DFT-s-OFDM-QPSK - RB Size 1, RB Offset 1 - Mid Channel)

© 2020 PCTEST V 9.0 02/01/2019
All rights reserved. Unless otherwise specified, no part of this report may be reproduced or utilized in any part, form or by any means, electronic or mechanical, including photocopying and microfilm, without permission in writing from PCTEST. If you have any questions about this international copyright or have an enquiry about obtaining additional rights to this report or assembly of contents thereof, please contact INFO@PCTEST.COM.

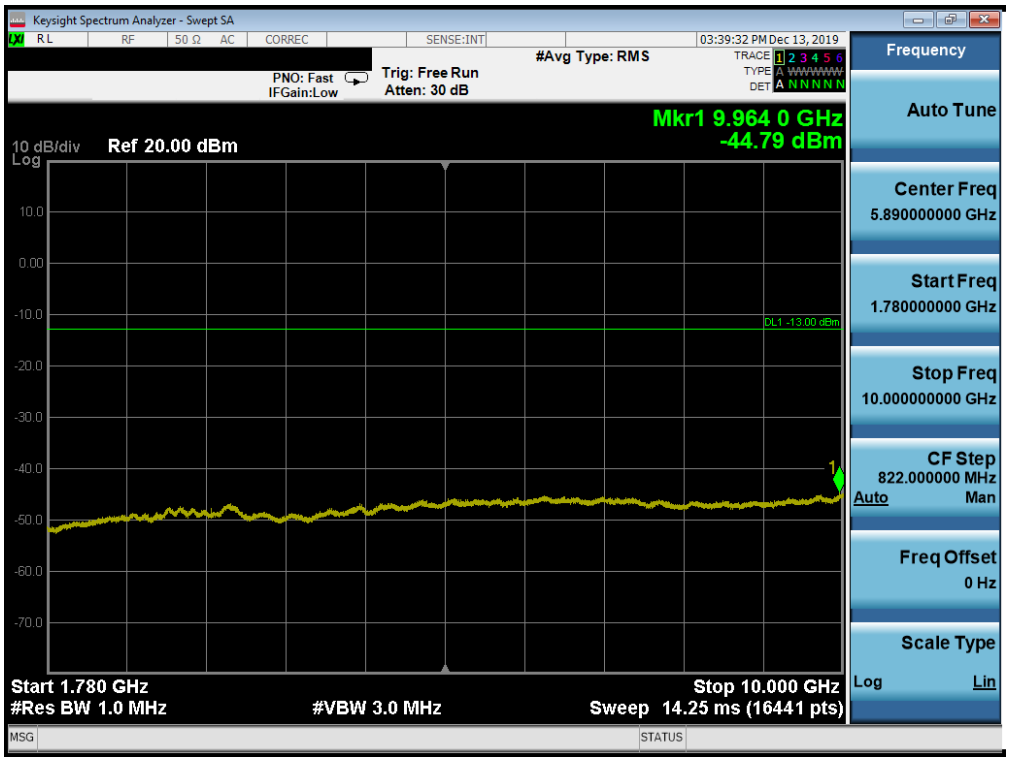

Plot 7-646. Conducted Spurious Plot (n66 - 20MHz DFT-s-OFDM-QPSK - RB Size 1, RB Offset 1 - Mid Channel)

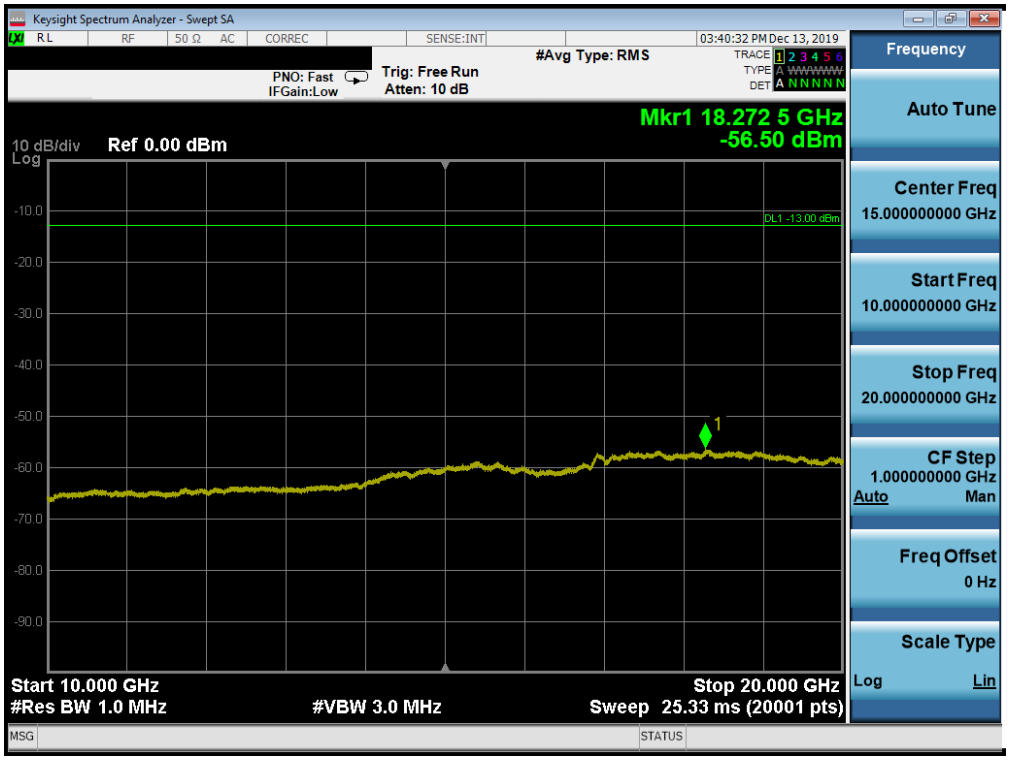

Plot 7-647. Conducted Spurious Plot (n66 - 20MHz DFT-s-OFDM-QPSK - RB Size 1, RB Offset 1 - Mid Channel)

© 2020 PCTEST
All rights reserved. Unless otherwise specified, no part of this report may be reproduced or utilized in any part, form or by any means, electronic or mechanical, including photocopying and microfilm, without permission in writing from PCTEST. If you have any questions about this international copyright or have an enquiry about obtaining additional rights to this report or assembly of contents thereof, please contact INFO@PCTEST.COM.

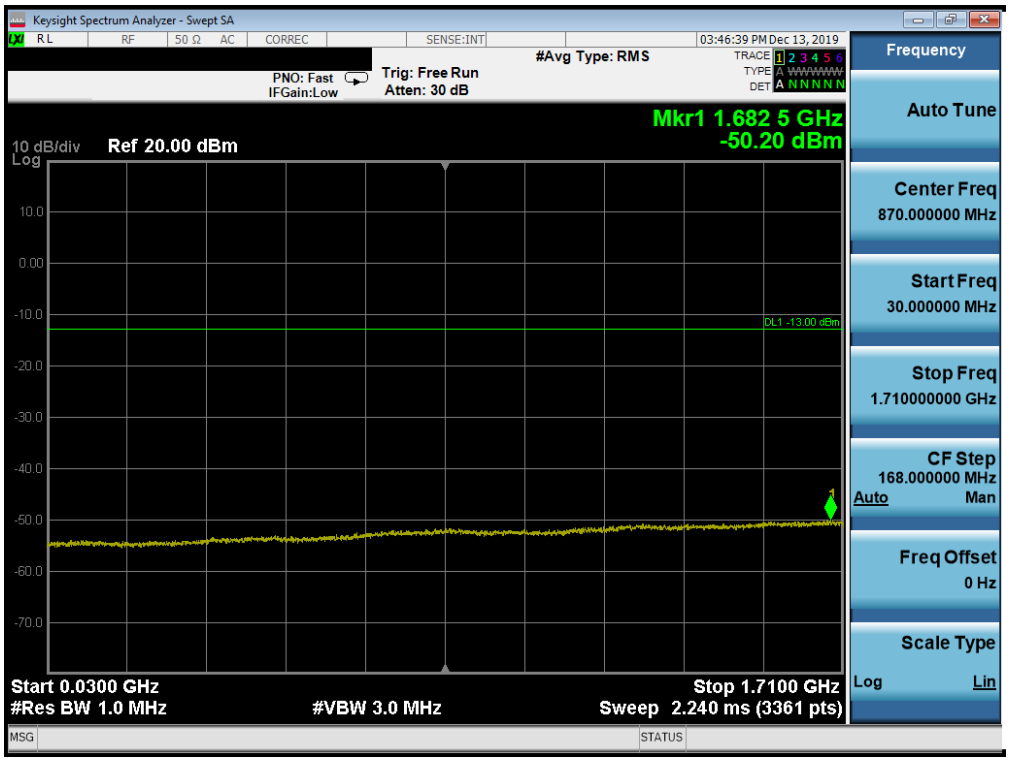

Plot 7-648. Conducted Spurious Plot (n66 - 20MHz DFT-s-OFDM-QPSK - RB Size 1, RB Offset 1 - High Channel)

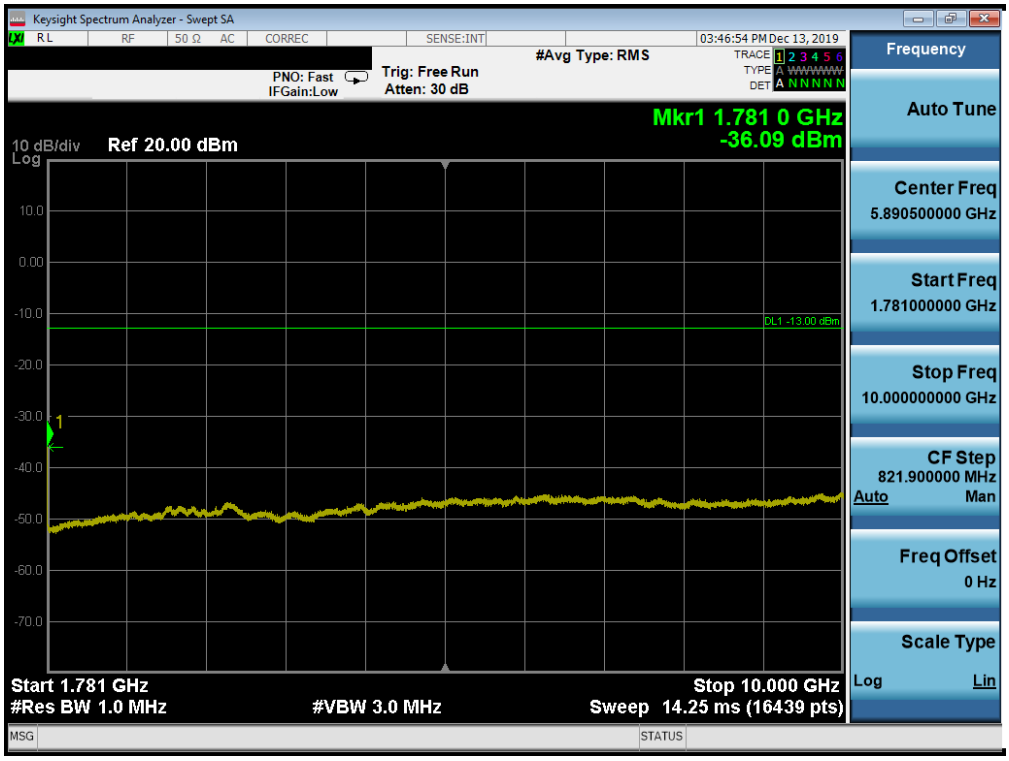

Plot 7-649. Conducted Spurious Plot (n66 - 20MHz DFT-s-OFDM-QPSK - RB Size 1, RB Offset 1 - High Channel)

© 2020 PCTEST
All rights reserved. Unless otherwise specified, no part of this report may be reproduced or utilized in any part, form or by any means, electronic or mechanical, including photocopying and microfilm, without permission in writing from PCTEST. If you have any questions about this international copyright or have an enquiry about obtaining additional rights to this report or assembly of contents thereof, please contact INFO@PCTEST.COM.

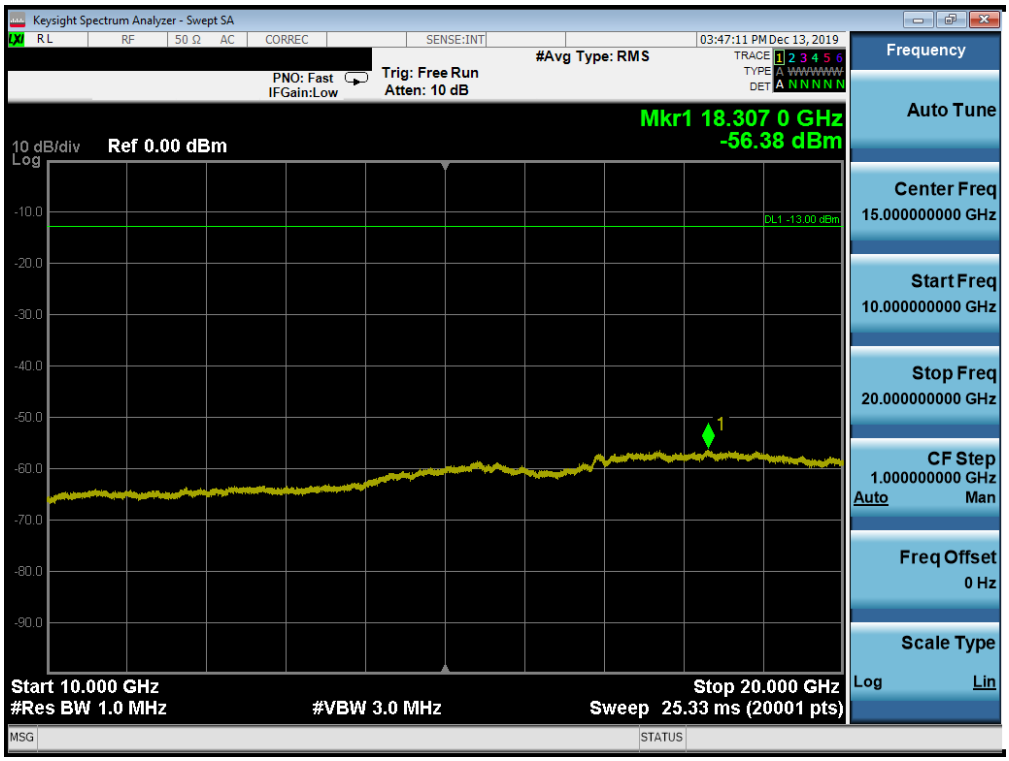

Plot 7-650. Conducted Spurious Plot (n66 - 20MHz DFT-s-OFDM-QPSK - RB Size 1, RB Offset 1 - High Channel)

© 2020 PCTEST
All rights reserved. Unless otherwise specified, no part of this report may be reproduced or utilized in any part, form or by any means, electronic or mechanical, including photocopying and microfilm, without permission in writing from PCTEST. If you have any questions about this international copyright or have an enquiry about obtaining additional rights to this report or assembly of contents thereof, please contact INFO@PCTEST.COM.

NR Band n25/2

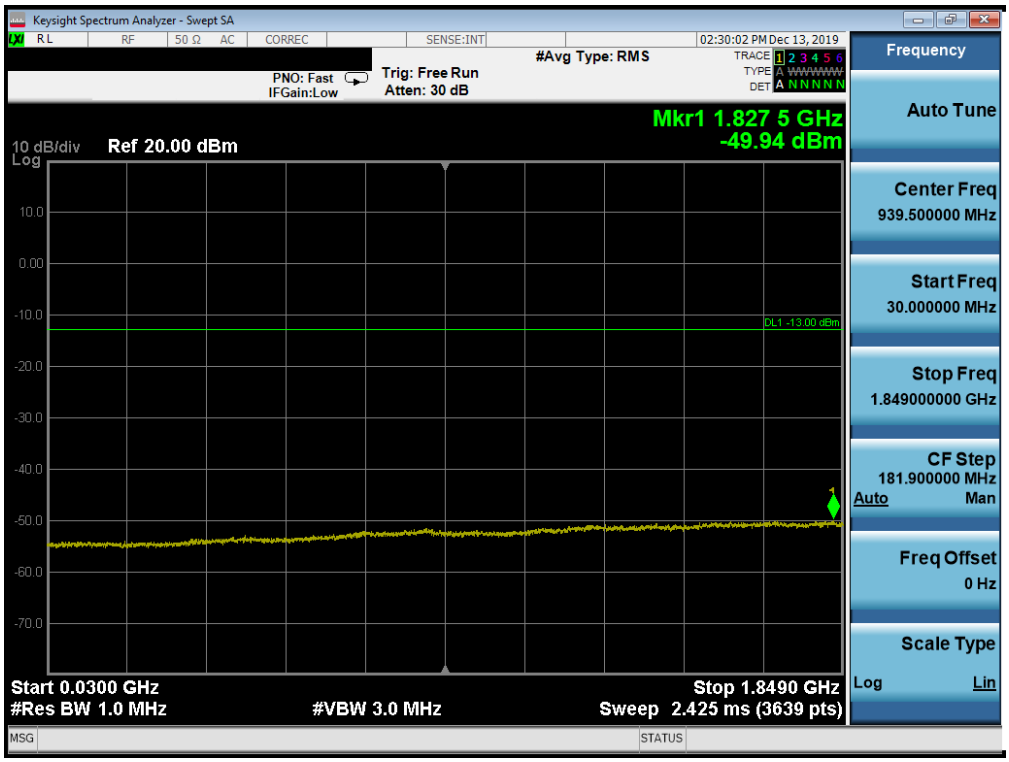

Plot 7-651. Conducted Spurious Plot (n25/2 - 20MHz DFT-s-OFDM-QPSK - RB Size 1, RB Offset 1 - Low Channel)

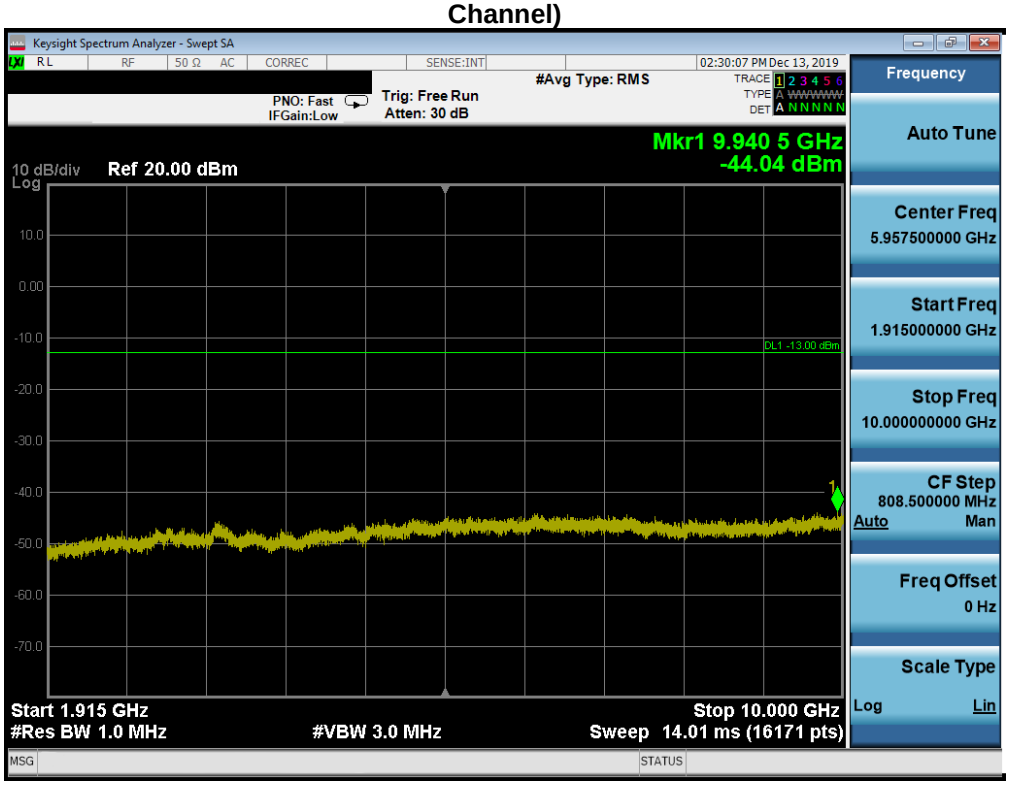

Plot 7-652. Conducted Spurious Plot (n25/2 - 20MHz DFT-s-OFDM-QPSK - RB Size 1, RB Offset 1 - Low Channel)

© 2020 PCTEST V 9.0 02/01/2019
All rights reserved. Unless otherwise specified, no part of this report may be reproduced or utilized in any part, form or by any means, electronic or mechanical, including photocopying and microfilm, without permission in writing from PCTEST. If you have any questions about this international copyright or have an enquiry about obtaining additional rights to this report or assembly of contents thereof, please contact INFO@PCTEST.COM.

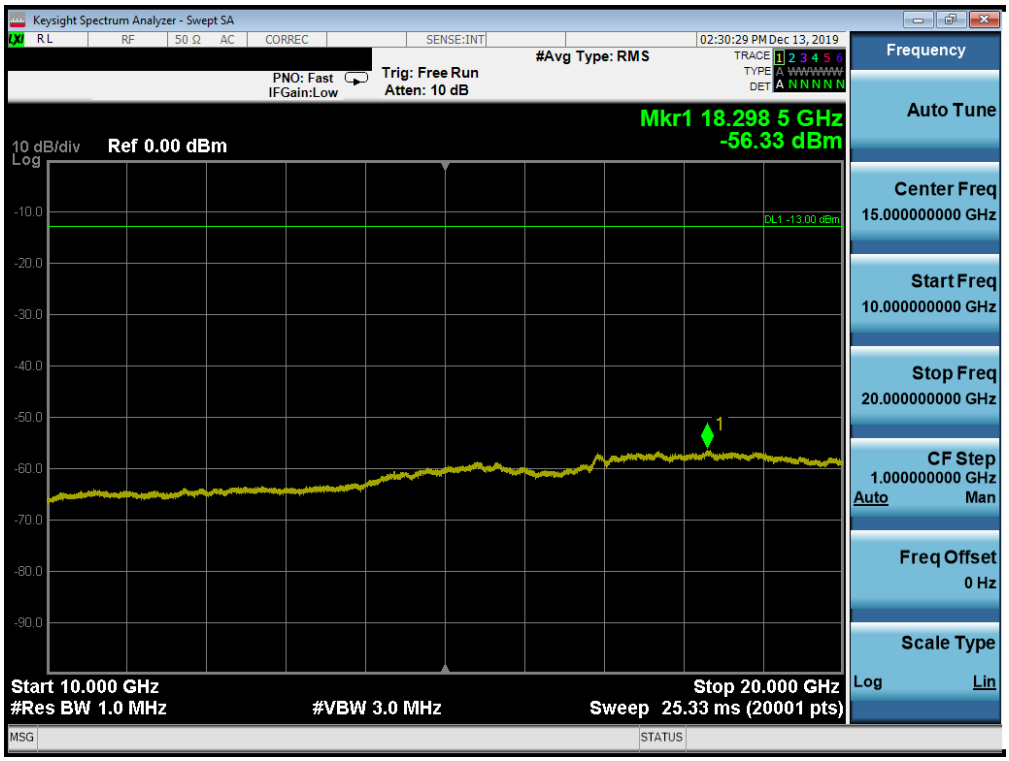

Plot 7-653. Conducted Spurious Plot (n25/2 - 20MHz DFT-s-OFDM-QPSK - RB Size 1, RB Offset 1 - Low Channel)

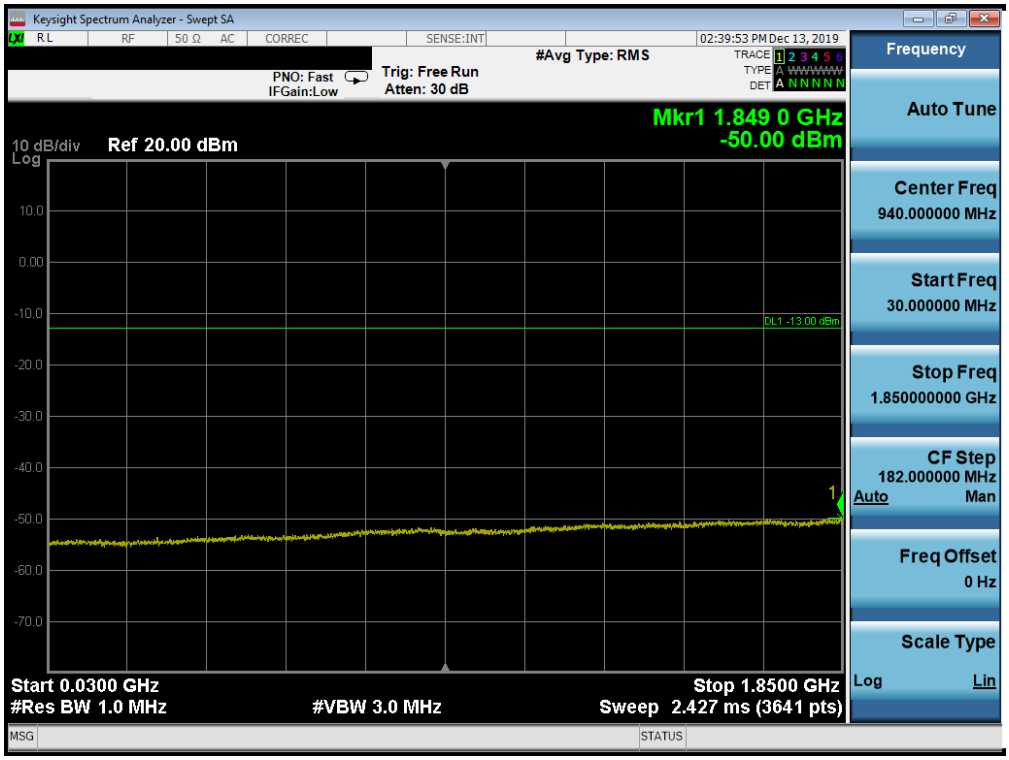

Plot 7-654. Conducted Spurious Plot (n25/2 - 20MHz DFT-s-OFDM-QPSK - RB Size 1, RB Offset 1 - Mid Channel)

© 2020 PCTEST V 9.0 02/01/2019
All rights reserved. Unless otherwise specified, no part of this report may be reproduced or utilized in any part, form or by any means, electronic or mechanical, including photocopying and microfilm, without permission in writing from PCTEST. If you have any questions about this international copyright or have an enquiry about obtaining additional rights to this report or assembly of contents thereof, please contact INFO@PCTEST.COM.

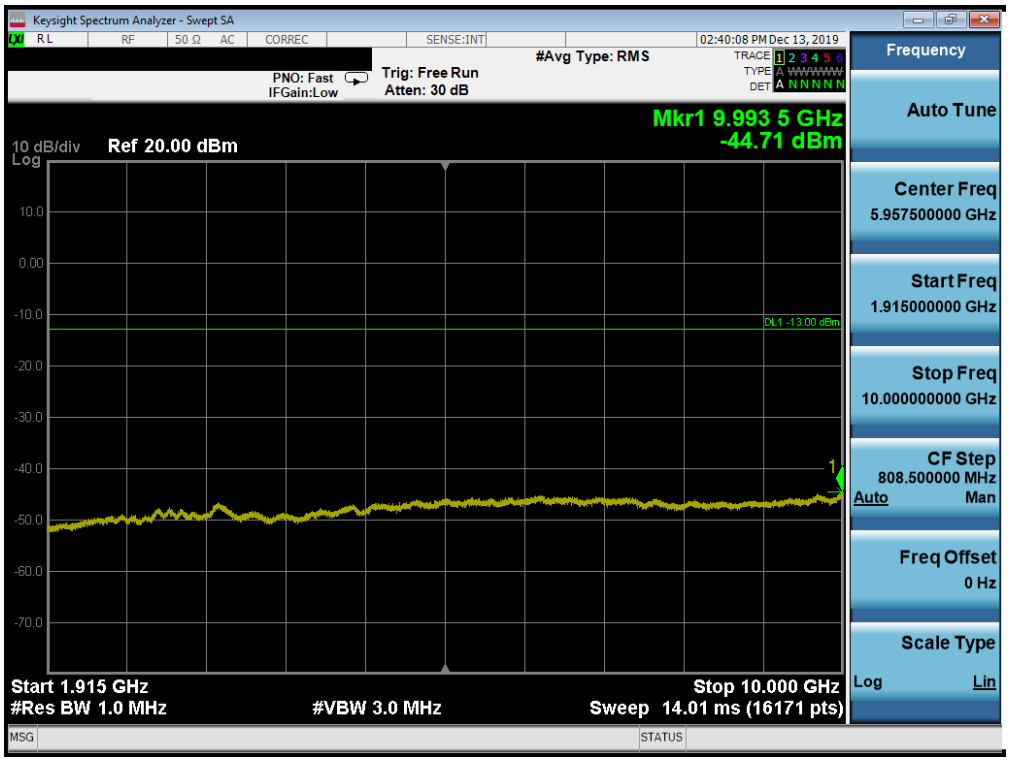

Plot 7-655. Conducted Spurious Plot (n25/2 - 20MHz DFT-s-OFDM-QPSK - RB Size 1, RB Offset 1 - Mid Channel)

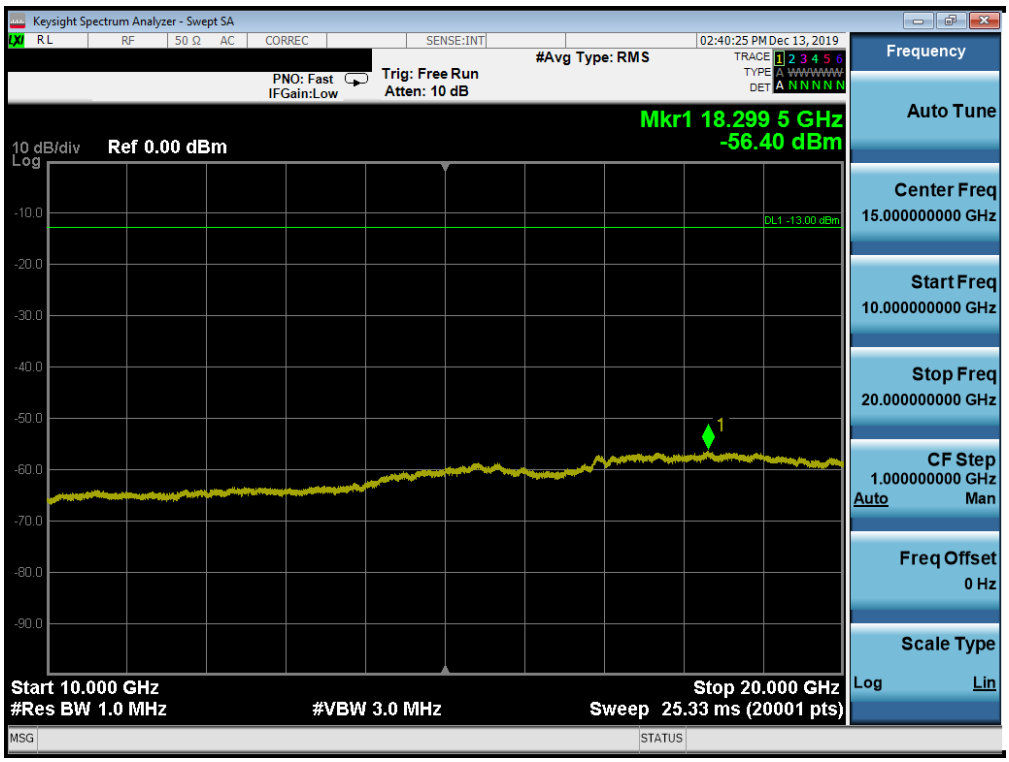

Plot 7-656. Conducted Spurious Plot (n25/2 - 20MHz DFT-s-OFDM-QPSK - RB Size 1, RB Offset 1 - Mid Channel)

© 2020 PCTEST
All rights reserved. Unless otherwise specified, no part of this report may be reproduced or utilized in any part, form or by any means, electronic or mechanical, including photocopying and microfilm, without permission in writing from PCTEST. If you have any questions about this international copyright or have an enquiry about obtaining additional rights to this report or assembly of contents thereof, please contact INFO@PCTEST.COM.

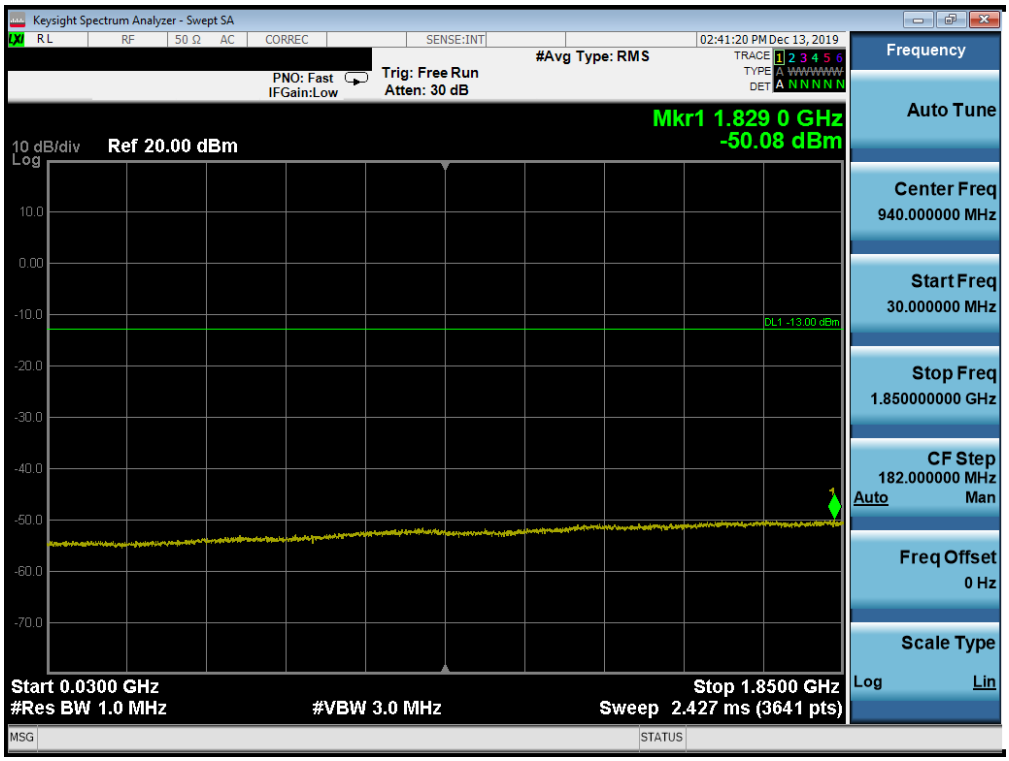

Plot 7-657. Conducted Spurious Plot (n25/2 - 20MHz DFT-s-OFDM-QPSK - RB Size 1, RB Offset 1 - High Channel)

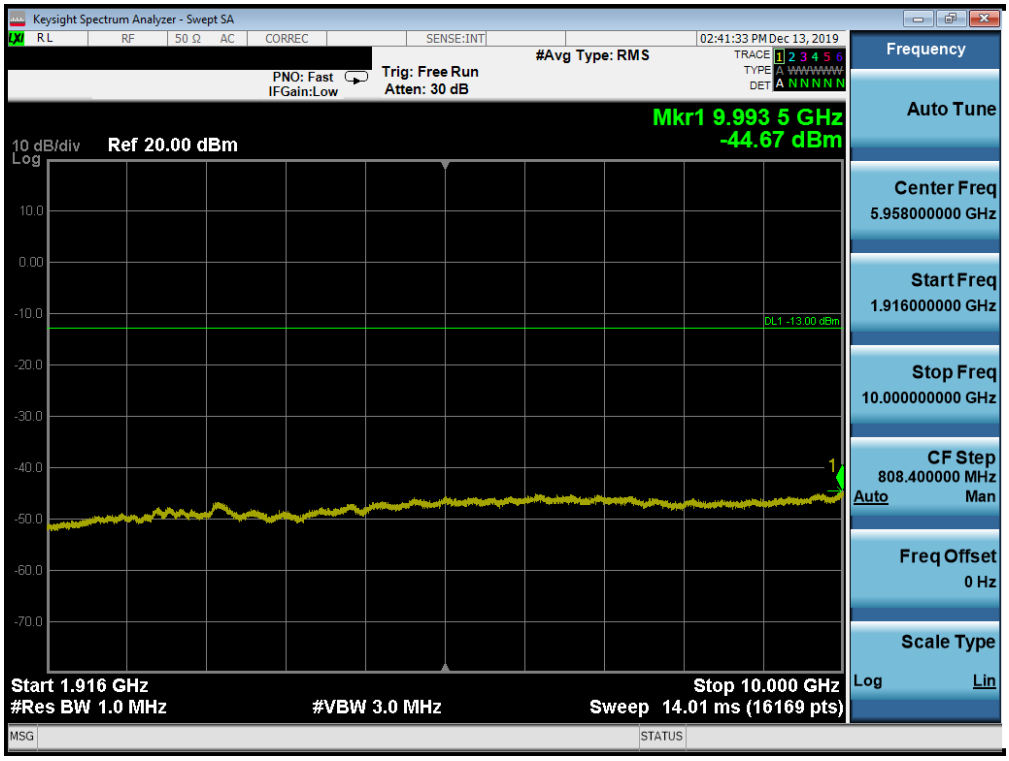

Plot 7-658. Conducted Spurious Plot (n25/2 - 20MHz DFT-s-OFDM-QPSK - RB Size 1, RB Offset 1 - High Channel)

© 2020 PCTEST V 9.0 02/01/2019
All rights reserved. Unless otherwise specified, no part of this report may be reproduced or utilized in any part, form or by any means, electronic or mechanical, including photocopying and microfilm, without permission in writing from PCTEST. If you have any questions about this international copyright or have an enquiry about obtaining additional rights to this report or assembly of contents thereof, please contact INFO@PCTEST.COM.

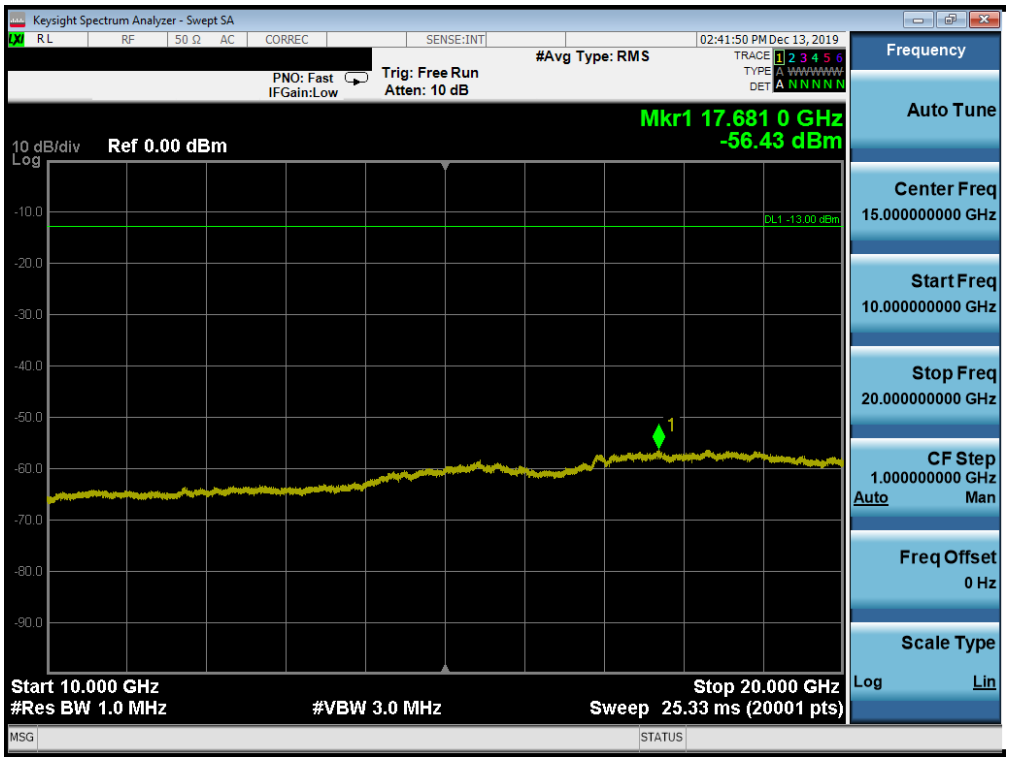

Plot 7-659. Conducted Spurious Plot (n25/2 - 20MHz DFT-s-OFDM-QPSK - RB Size 1, RB Offset 1 - High Channel)

© 2020 PCTEST
All rights reserved. Unless otherwise specified, no part of this report may be reproduced or utilized in any part, form or by any means, electronic or mechanical, including photocopying and microfilm, without permission in writing from PCTEST. If you have any questions about this international copyright or have an enquiry about obtaining additional rights to this report or assembly of contents thereof, please contact INFO@PCTEST.COM.

NR Band n41 (PC2)

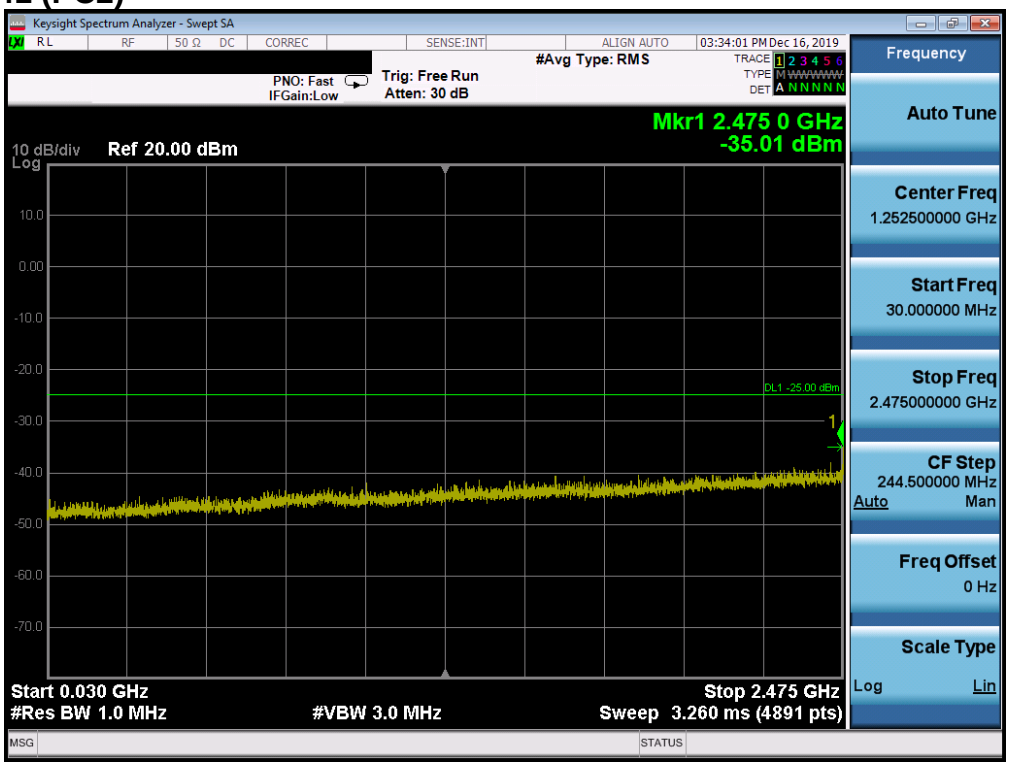

Plot 7-660. Conducted Spurious Plot (n41 (PC2) - 100MHz DFT-s-OFDM-QPSK - RB Size 1, RB Offset 1 - Low Channel)

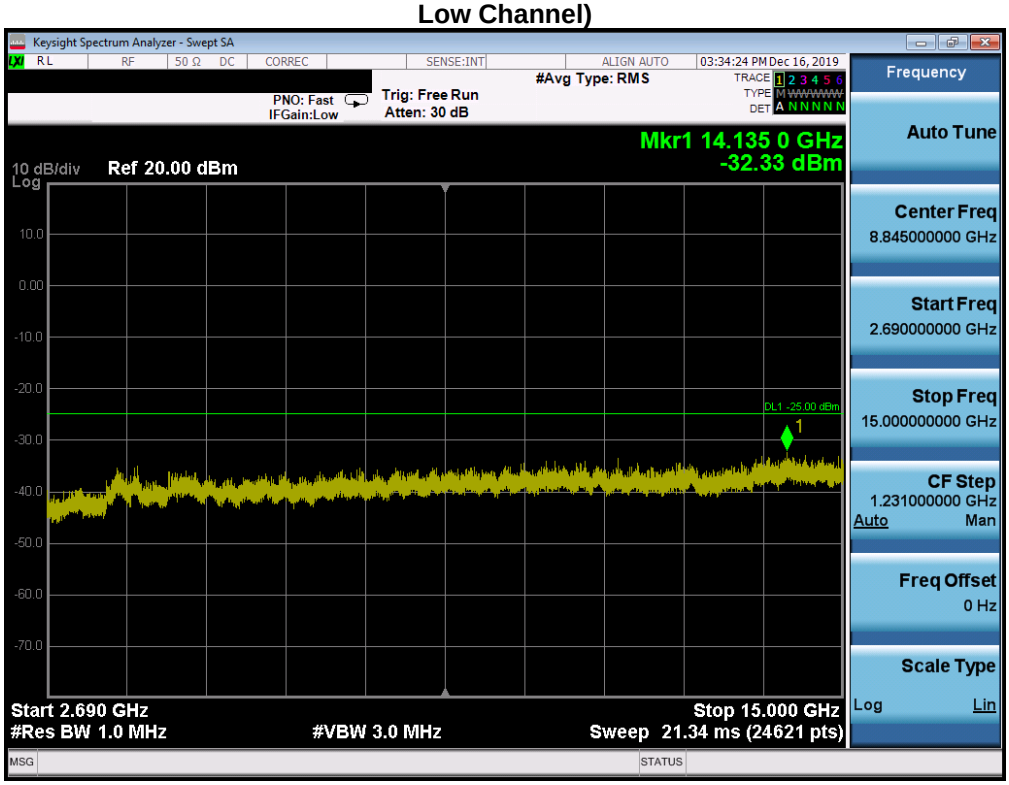

Plot 7-661. Conducted Spurious Plot (n41 (PC2) - 100MHz DFT-s-OFDM-QPSK - RB Size 1, RB Offset 1 - Low Channel)

© 2020 PCTEST V 9.0 02/01/2019
All rights reserved. Unless otherwise specified, no part of this report may be reproduced or utilized in any part, form or by any means, electronic or mechanical, including photocopying and microfilm, without permission in writing from PCTEST. If you have any questions about this international copyright or have an enquiry about obtaining additional rights to this report or assembly of contents thereof, please contact INFO@PCTEST.COM.

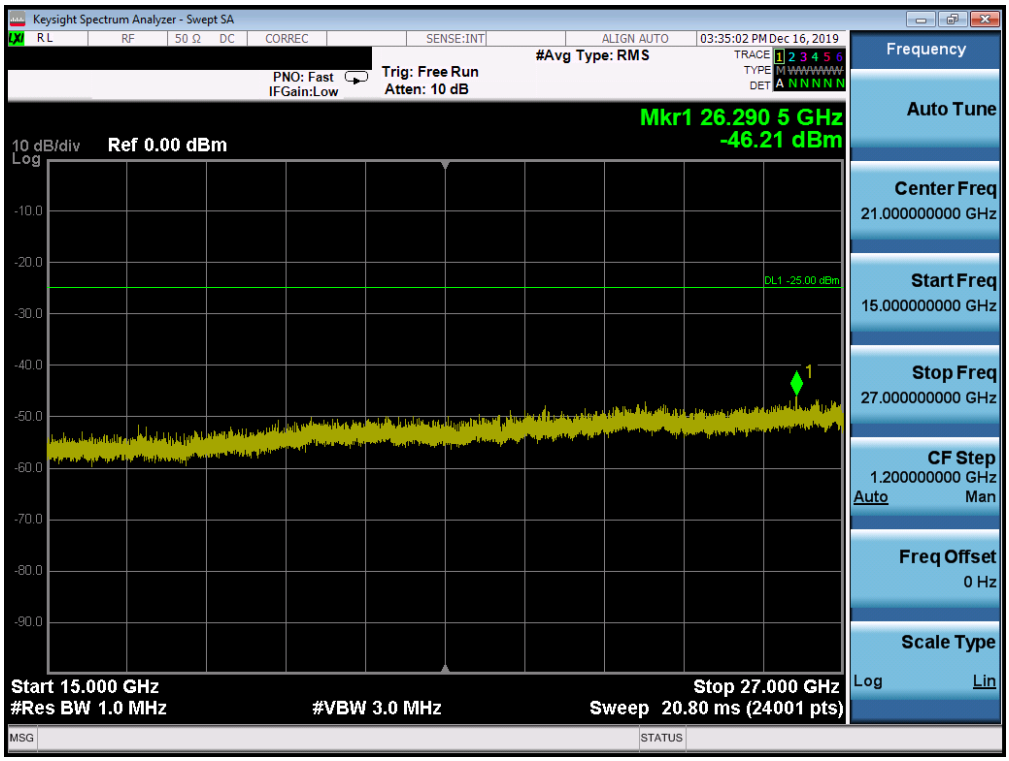

Plot 7-662. Conducted Spurious Plot (n41 (PC2) - 100MHz DFT-s-OFDM-QPSK - RB Size 1, RB Offset 1 - Low Channel)

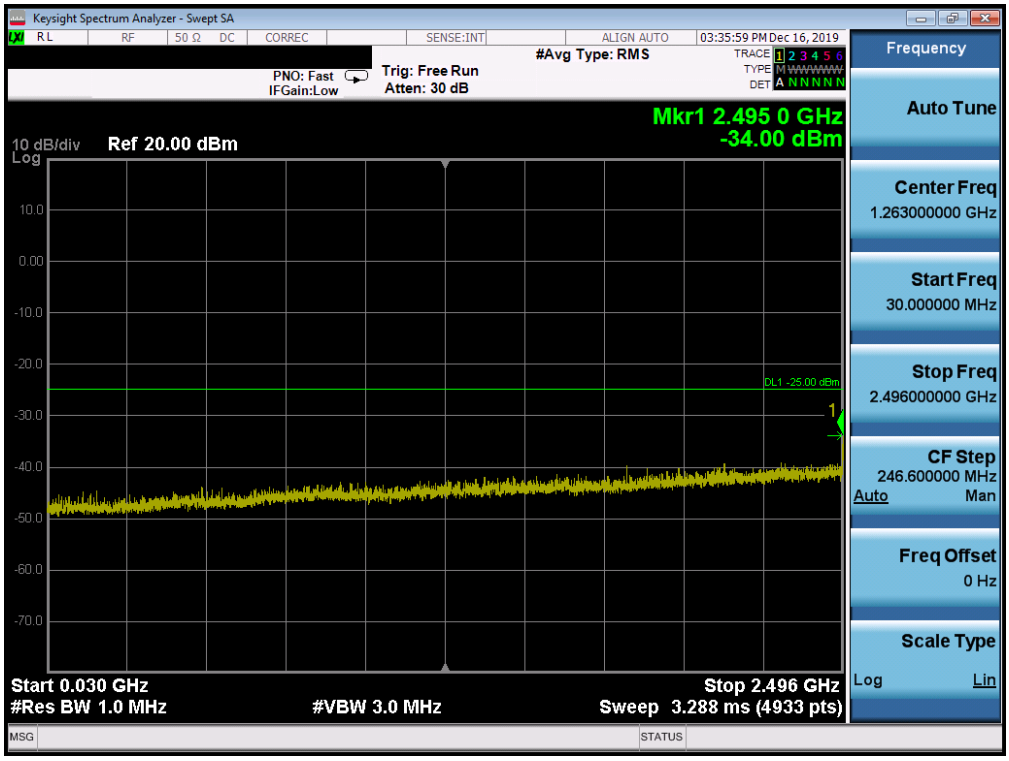

Plot 7-663. Conducted Spurious Plot (n41 (PC2) - 100MHz DFT-s-OFDM-QPSK - RB Size 1, RB Offset 1 - Mid Channel)

© 2020 PCTEST V 9.0 02/01/2019
All rights reserved. Unless otherwise specified, no part of this report may be reproduced or utilized in any part, form or by any means, electronic or mechanical, including photocopying and microfilm, without permission in writing from PCTEST. If you have any questions about this international copyright or have an enquiry about obtaining additional rights to this report or assembly of contents thereof, please contact INFO@PCTEST.COM.

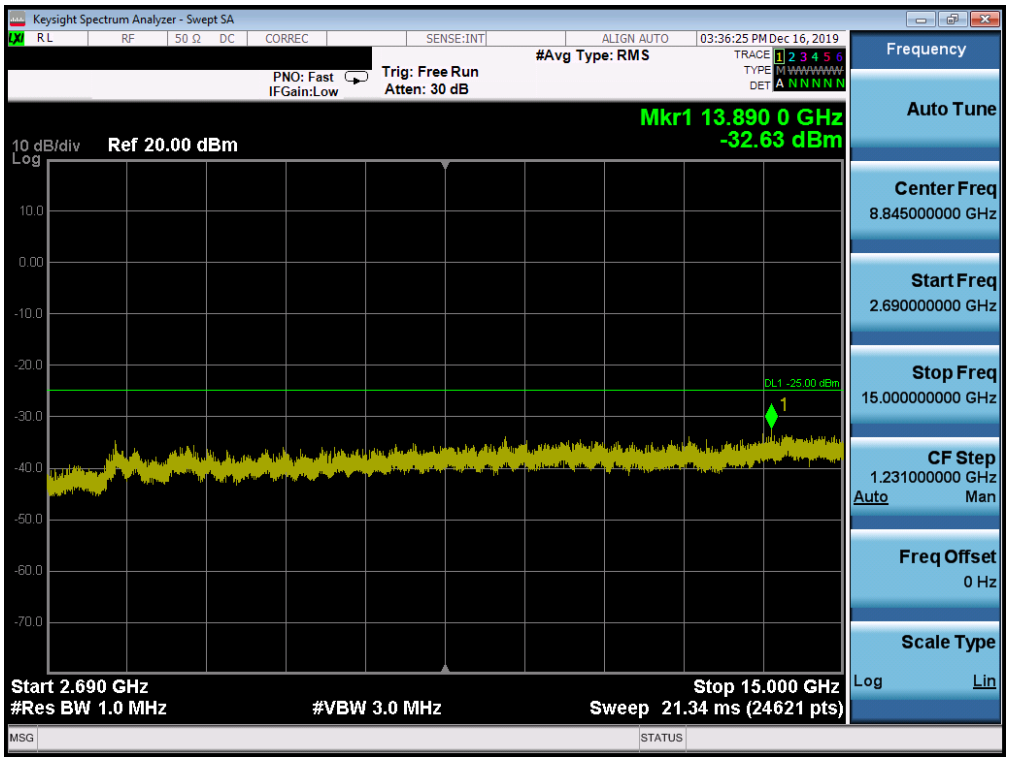

Plot 7-664. Conducted Spurious Plot (n41 (PC2) - 100MHz DFT-s-OFDM-QPSK - RB Size 1, RB Offset 1 - Mid Channel)

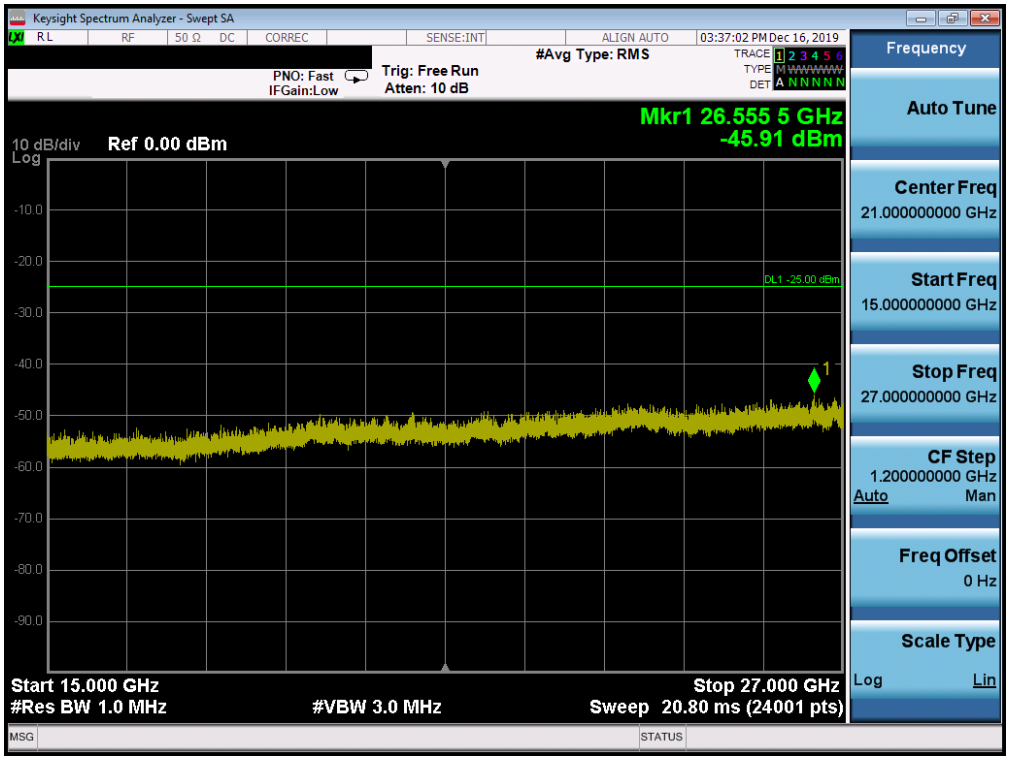

Plot 7-665. Conducted Spurious Plot (n41 (PC2) - 100MHz DFT-s-OFDM-QPSK - RB Size 1, RB Offset 1 - Mid Channel)

© 2020 PCTEST
All rights reserved. Unless otherwise specified, no part of this report may be reproduced or utilized in any part, form or by any means, electronic or mechanical, including photocopying and microfilm, without permission in writing from PCTEST. If you have any questions about this international copyright or have an enquiry about obtaining additional rights to this report or assembly of contents thereof, please contact INFO@PCTEST.COM.

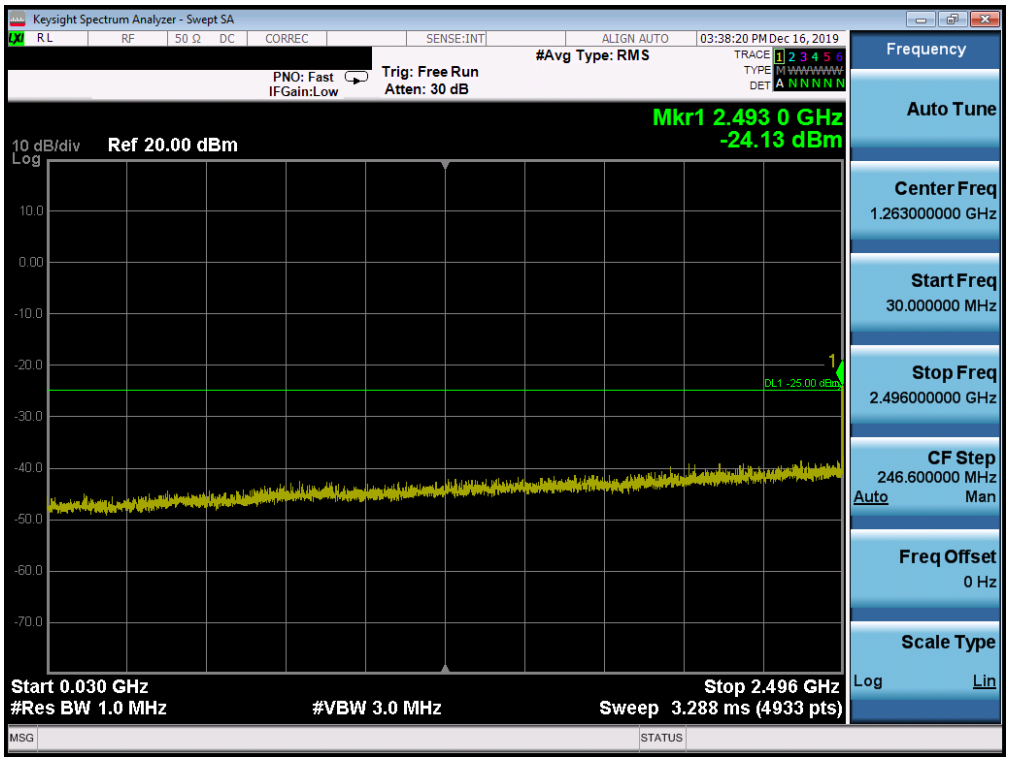

Plot 7-666. Conducted Spurious Plot (n41 (PC2) - 100MHz DFT-s-OFDM-QPSK - RB Size 1, RB Offset 1 - High Channel)

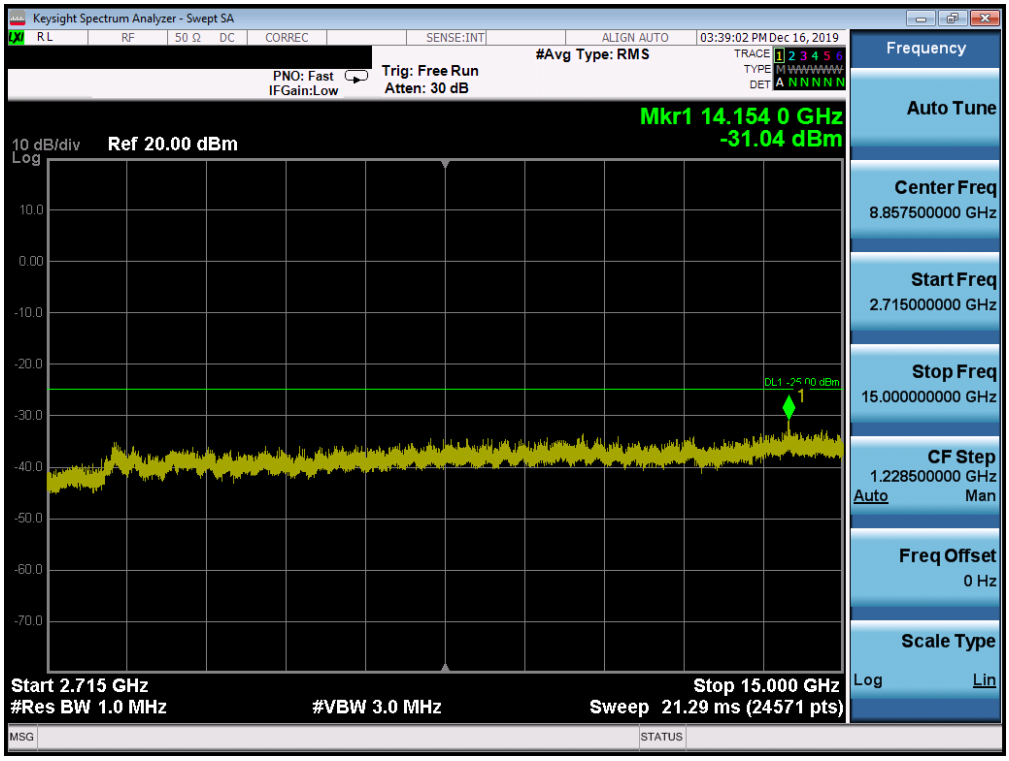

Plot 7-667. Conducted Spurious Plot (n41 (PC2) - 100MHz DFT-s-OFDM-QPSK - RB Size 1, RB Offset 1 - High

© 2020 PCTEST
All rights reserved. Unless otherwise specified, no part of this report may be reproduced or utilized in any part, form or by any means, electronic or mechanical, including photocopying and microfilm, without permission in writing from PCTEST. If you have any questions about this international copyright or have an enquiry about obtaining additional rights to this report or assembly of contents thereof, please contact INFO@PCTEST.COM.

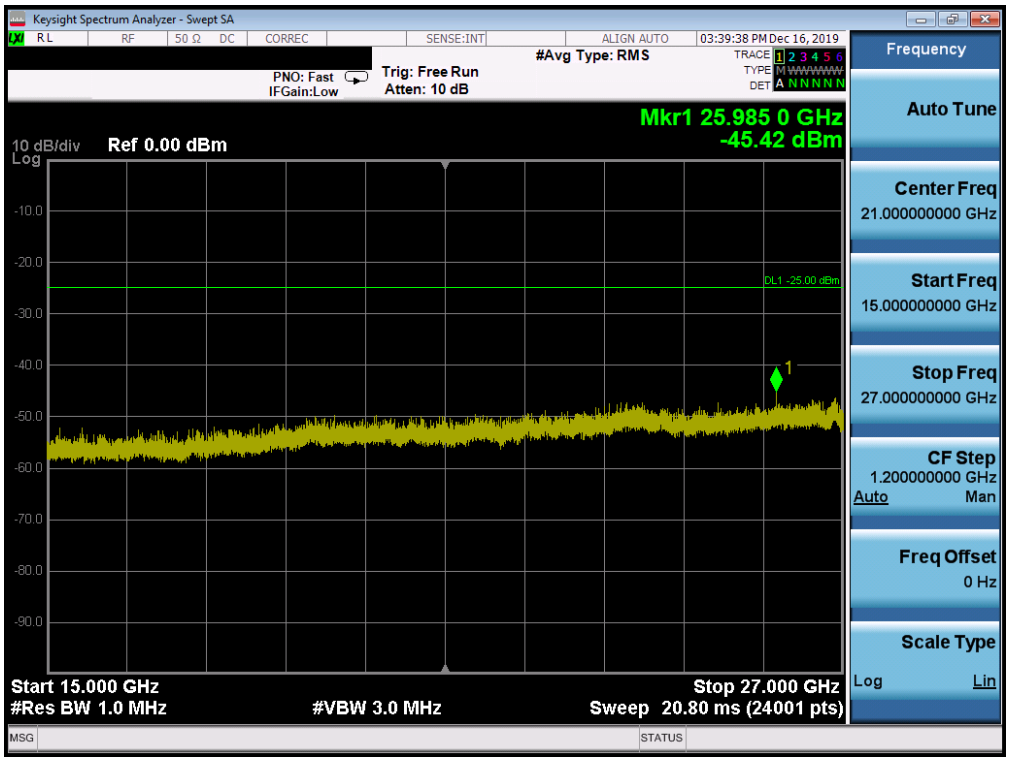

Plot 7-668. Conducted Spurious Plot (n41 (PC2) - 100MHz DFT-s-OFDM-QPSK - RB Size 1, RB Offset 1 – High

© 2020 PCTEST V 9.0 02/01/2019

All rights reserved. Unless otherwise specified, no part of this report may be reproduced or utilized in any part, form or by any means, electronic or mechanical, including photocopying and microfilm, without permission in writing from PCTEST. If you have any questions about this international copyright or have an enquiry about obtaining additional rights to this report or assembly of contents thereof, please contact INFO@PCTEST.COM.

Band Edge Emissions at the Antenna Terminal

All SCS's and Waveforms (CP-OFDM vs DFT-s OFDM) were investigated to determine the worst case configuration. All modes of operation were investigated and the worst case configuration results are reported in this section.

NR Band n71

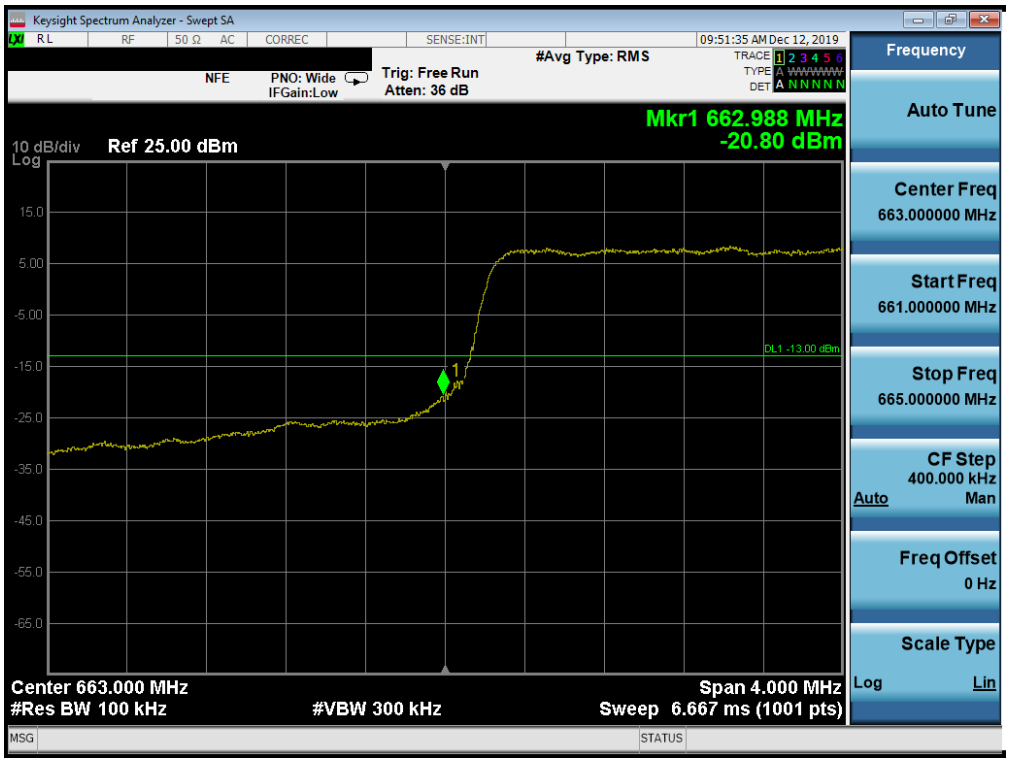

Plot 7-669. Lower Band Edge Plot (n71 - 5MHz DFT-s-OFDM-QPSK - Full RB Configuration)

© 2020 PCTEST
All rights reserved. Unless otherwise specified, no part of this report may be reproduced or utilized in any part, form or by any means, electronic or mechanical, including photocopying and microfilm, without permission in writing from PCTEST. If you have any questions about this international copyright or have an enquiry about obtaining additional rights to this report or assembly of contents thereof, please contact INFO@PCTEST.COM.

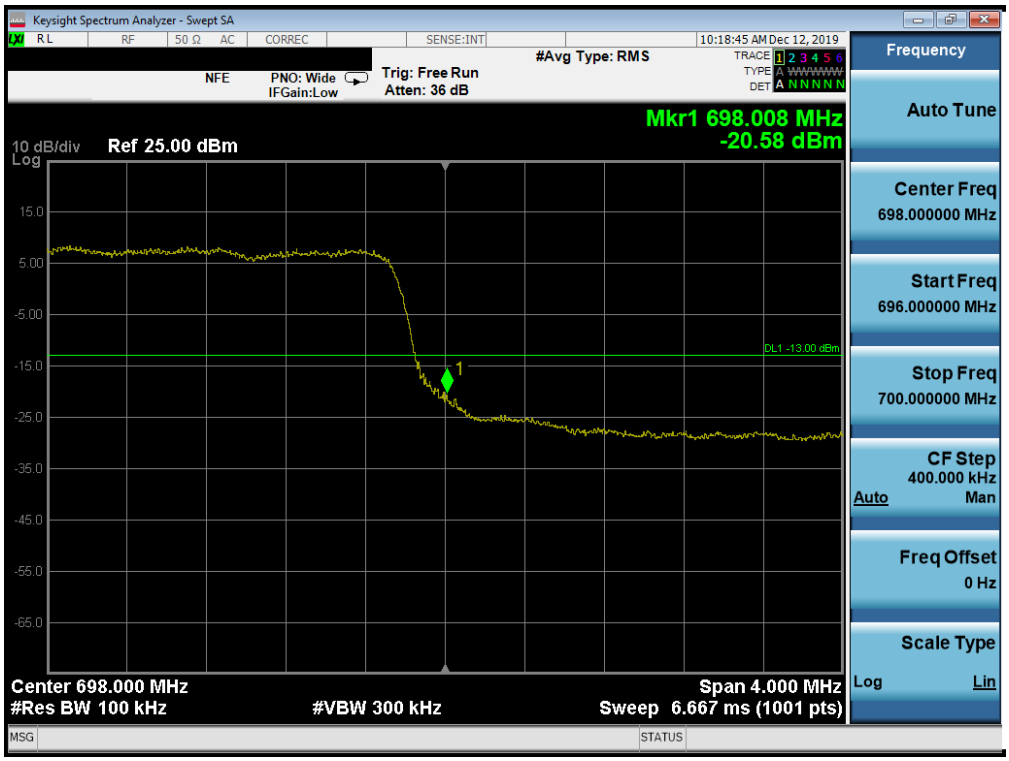

Plot 7-670. Upper Band Edge Plot (n71 - 5MHz DFT-s-OFDM-QPSK - Full RB Configuration)

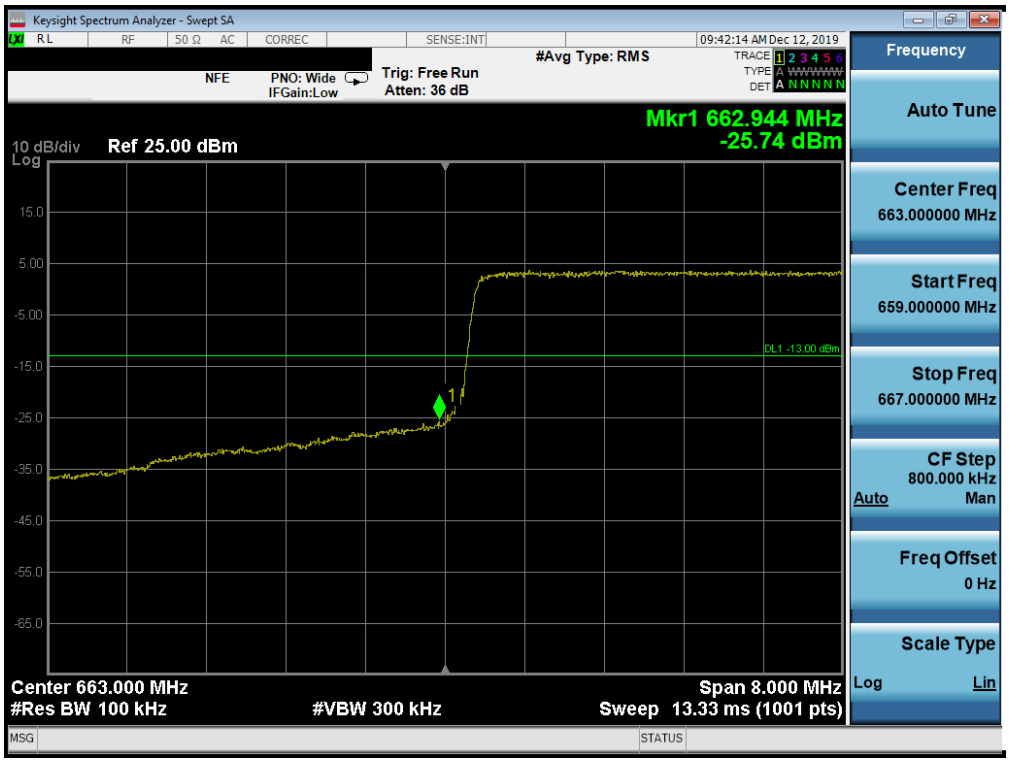

Plot 7-671. Lower Band Edge Plot (n71 - 10MHz CP-OFDM-QPSK - Full RB Configuration)

© 2020 PCTEST V 9.0 02/01/2019

All rights reserved. Unless otherwise specified, no part of this report may be reproduced or utilized in any part, form or by any means, electronic or mechanical, including photocopying and microfilm, without permission in writing from PCTEST. If you have any questions about this international copyright or have an enquiry about obtaining additional rights to this report or assembly of contents thereof, please contact INFO@PCTEST.COM.

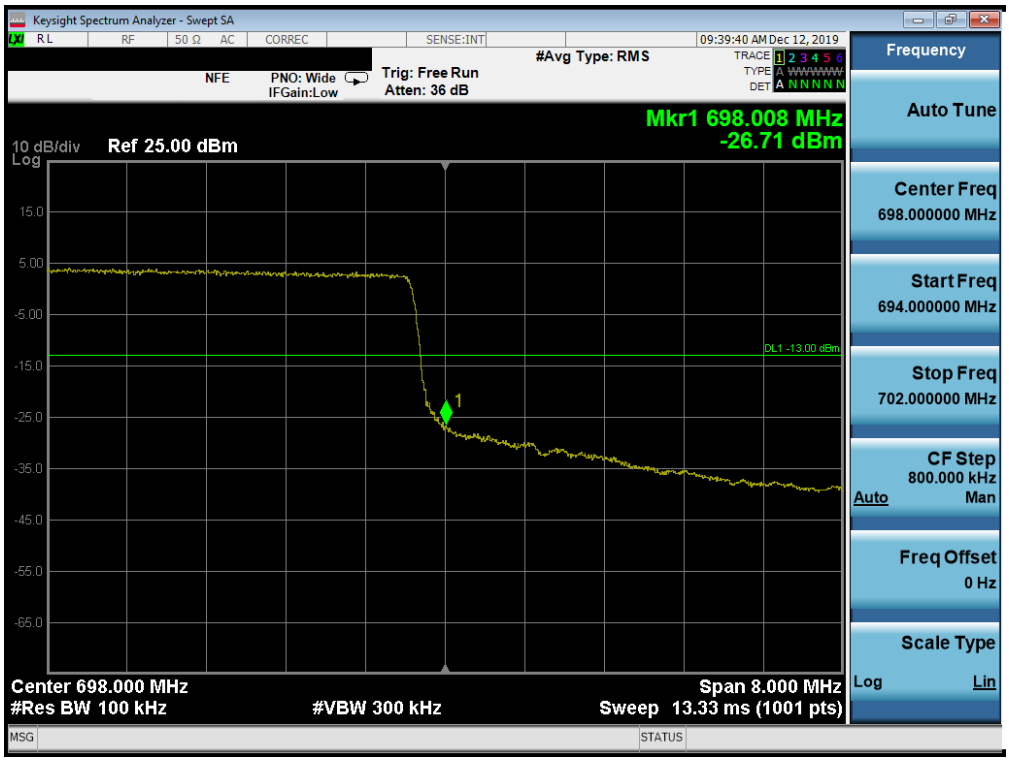

Plot 7-672. Upper Band Edge Plot (n71 - 10MHz CP-OFDM-QPSK - Full RB Configuration)

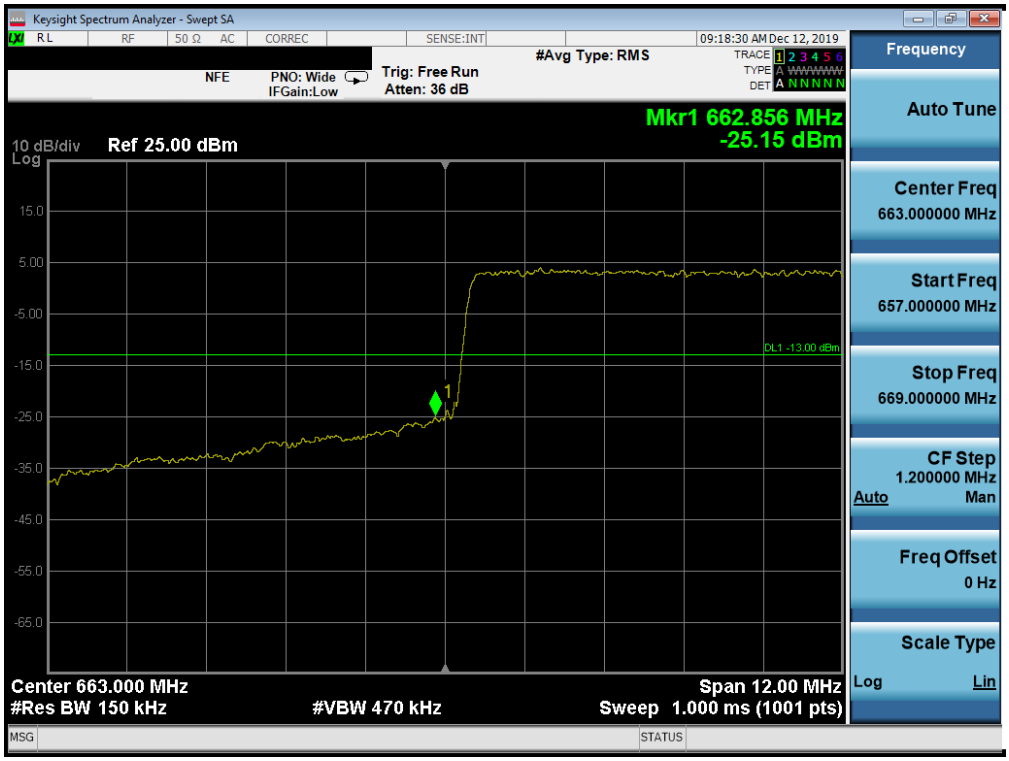

Plot 7-673. Lower Band Edge Plot (n71 - 15MHz CP-OFDM-QPSK - Full RB Configuration)

© 2020 PCTEST V 9.0 02/01/2019

All rights reserved. Unless otherwise specified, no part of this report may be reproduced or utilized in any part, form or by any means, electronic or mechanical, including photocopying and microfilm, without permission in writing from PCTEST. If you have any questions about this international copyright or have an enquiry about obtaining additional rights to this report or assembly of contents thereof, please contact INFO@PCTEST.COM.

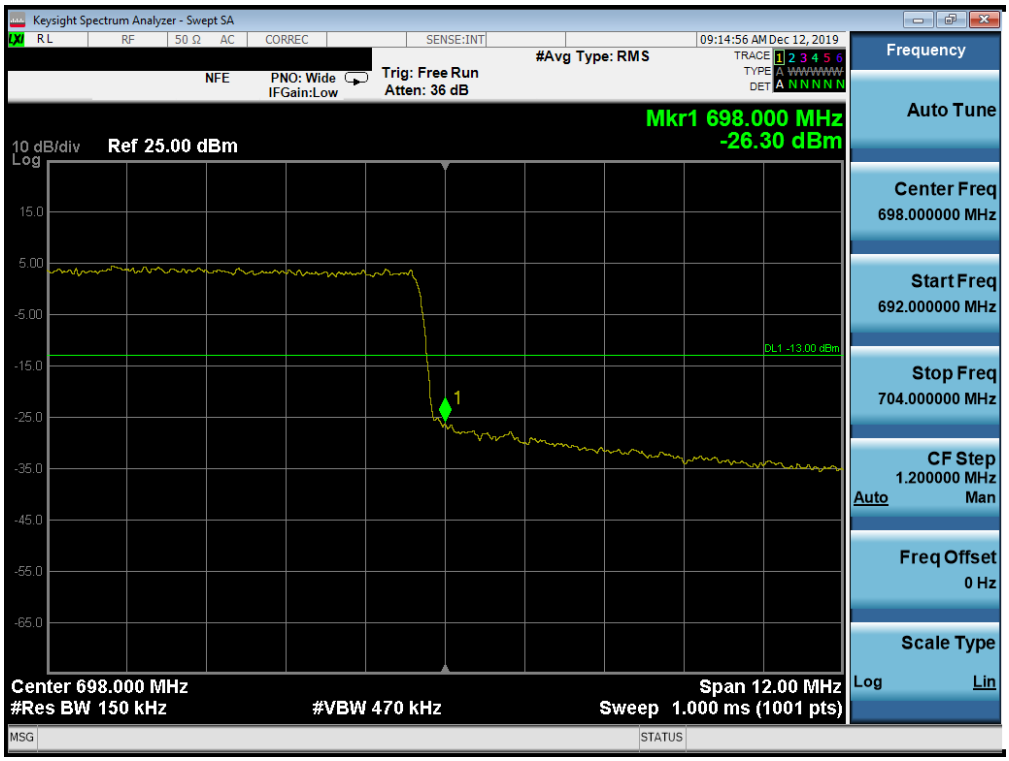

Plot 7-674. Upper Band Edge Plot (n71 - 15MHz CP-OFDM-QPSK - Full RB Configuration)

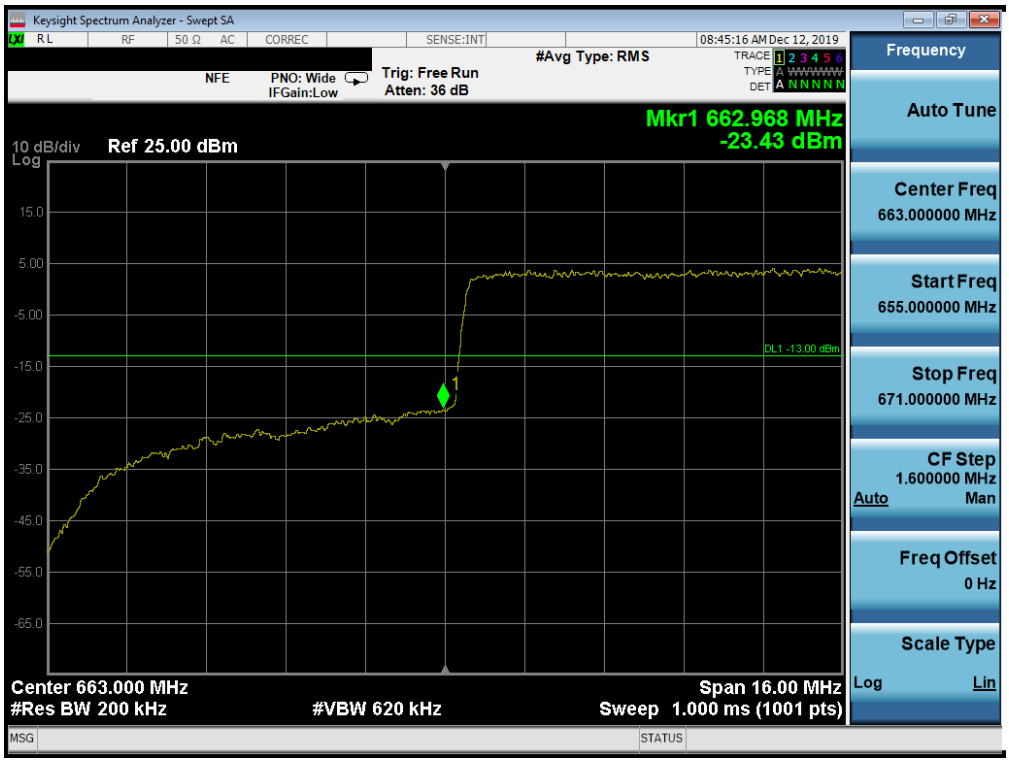

Plot 7-675. Lower Band Edge Plot (n71 - 20MHz CP-OFDM-QPSK - Full RB Configuration)

© 2020 PCTEST V 9.0 02/01/2019

All rights reserved. Unless otherwise specified, no part of this report may be reproduced or utilized in any part, form or by any means, electronic or mechanical, including photocopying and microfilm, without permission in writing from PCTEST. If you have any questions about this international copyright or have an enquiry about obtaining additional rights to this report or assembly of contents thereof, please contact INFO@PCTEST.COM.

Plot 7-676. Upper Band Edge Plot (n71- 20MHz CP-OFDM-QPSK - Full RB Configuration)

© 2020 PCTEST
All rights reserved. Unless otherwise specified, no part of this report may be reproduced or utilized in any part, form or by any means, electronic or mechanical, including photocopying and microfilm, without permission in writing from PCTEST. If you have any questions about this international copyright or have an enquiry about obtaining additional rights to this report or assembly of contents thereof, please contact INFO@PCTEST.COM.

NR Band n66

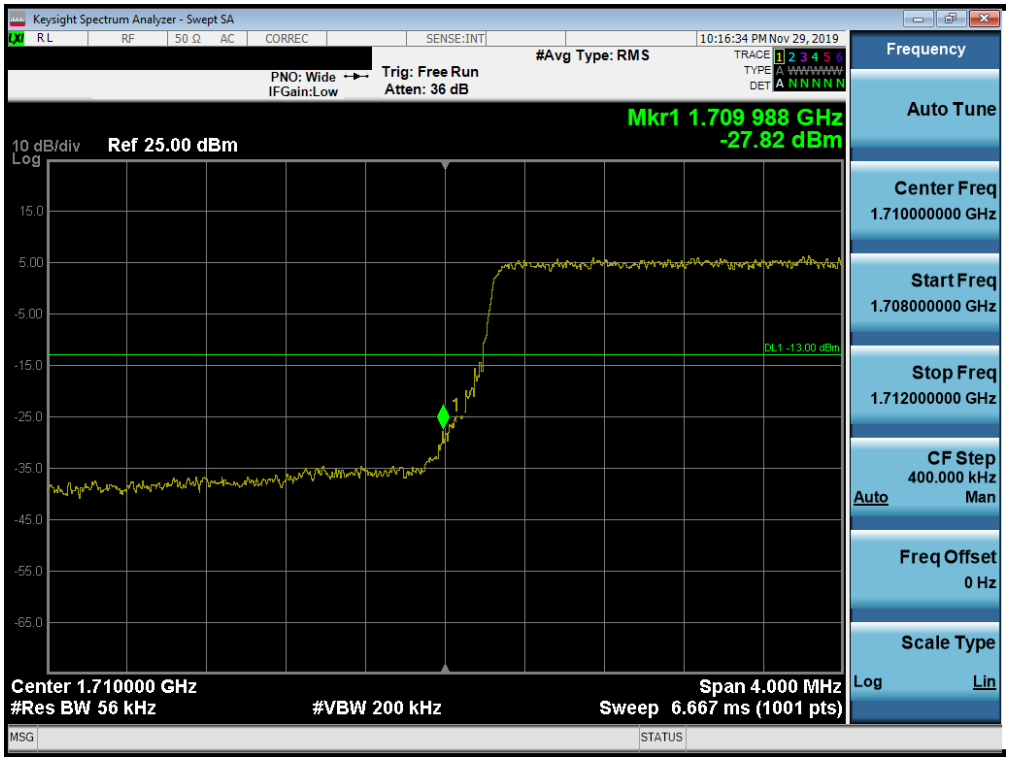

Plot 7-677. Lower Band Edge Plot (Band n66 - 5.0MHz CP-OFDM- CP-OFDM-QPSK - Full RB Configuration)

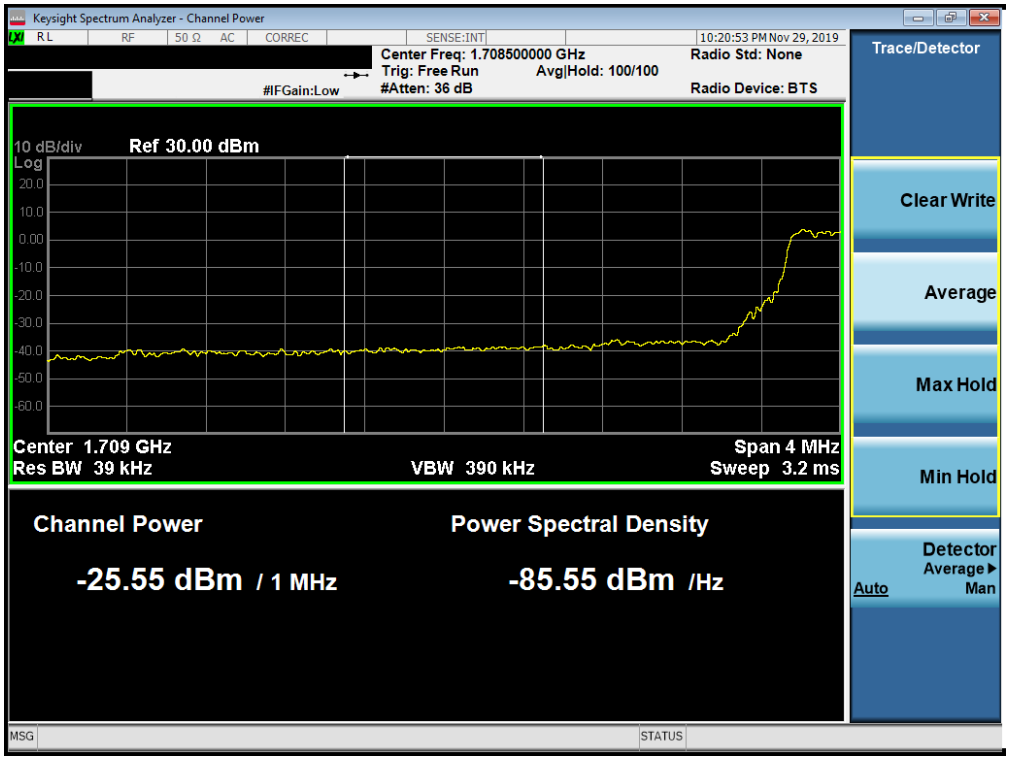

Plot 7-678. Lower Extended Band Edge Plot (Band n66 - 5.0MHz CP-OFDM-QPSK - Full RB Configuration)

© 2020 PCTEST V 9.0 02/01/2019
All rights reserved. Unless otherwise specified, no part of this report may be reproduced or utilized in any part, form or by any means, electronic or mechanical, including photocopying and microfilm, without permission in writing from PCTEST. If you have any questions about this international copyright or have an enquiry about obtaining additional rights to this report or assembly of contents thereof, please contact INFO@PCTEST.COM.

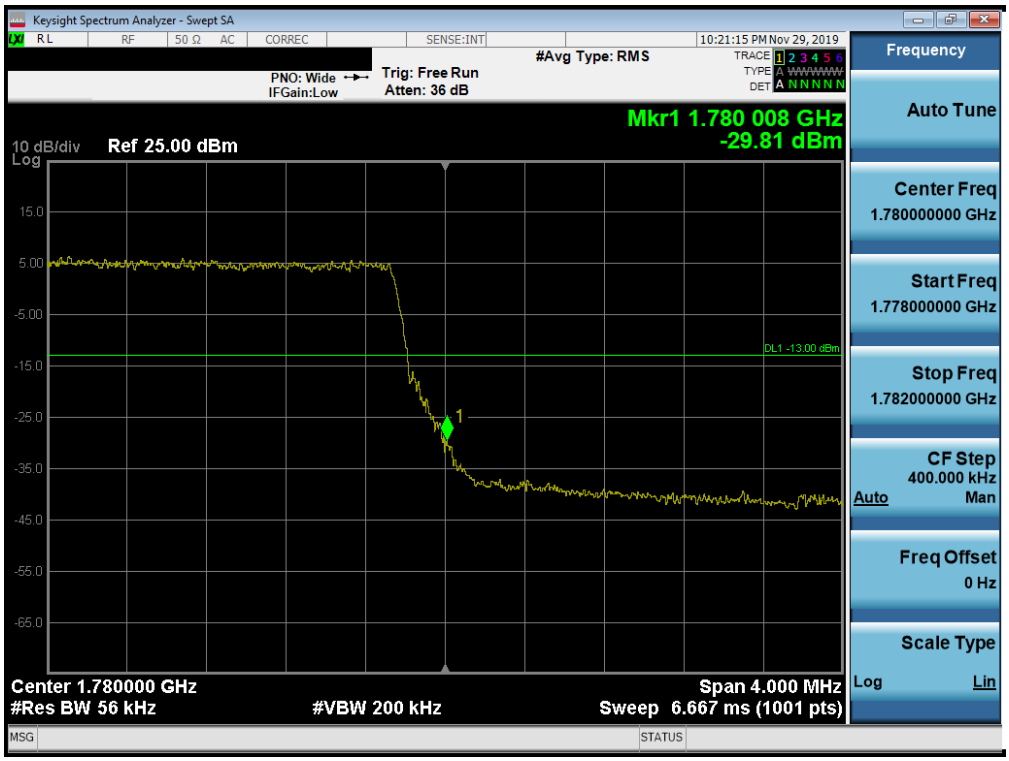

Plot 7-679. Upper Band Edge Plot (Band n66 - 5.0MHz CP-OFDM-QPSK - Full RB Configuration)

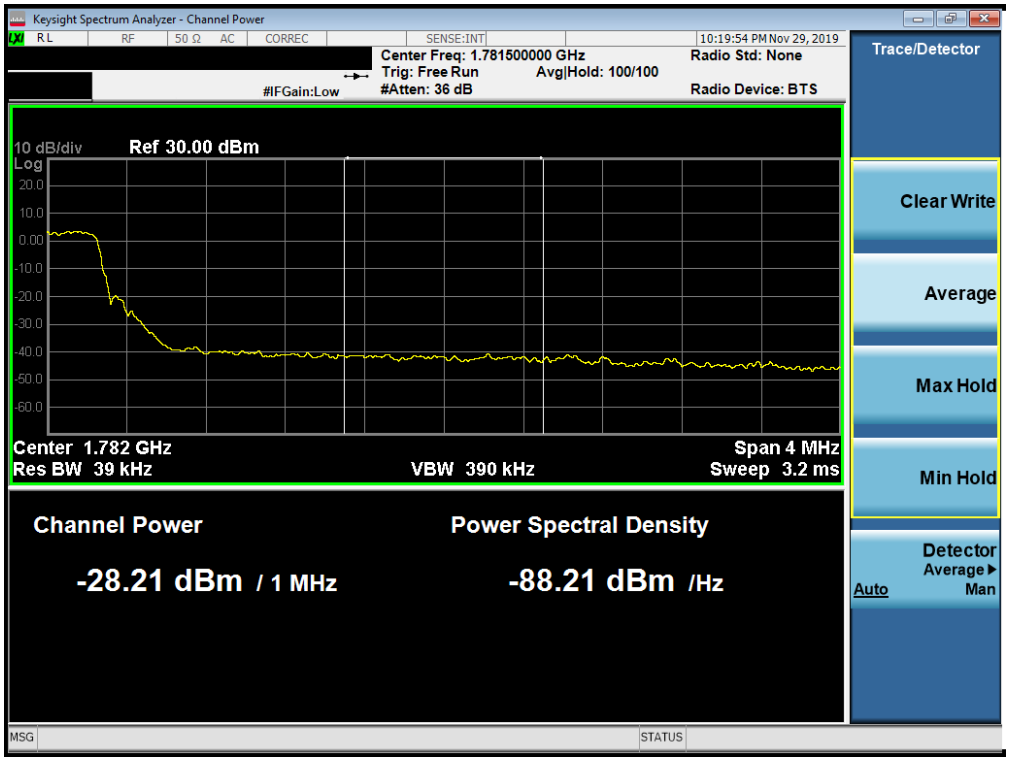

Plot 7-680. Upper Extended Band Edge Plot (Band n66 - 5.0MHz CP-OFDM-QPSK - Full RB Configuration)

© 2020 PCTEST V 9.0 02/01/2019
All rights reserved. Unless otherwise specified, no part of this report may be reproduced or utilized in any part, form or by any means, electronic or mechanical, including photocopying and microfilm, without permission in writing from PCTEST. If you have any questions about this international copyright or have an enquiry about obtaining additional rights to this report or assembly of contents thereof, please contact INFO@PCTEST.COM.

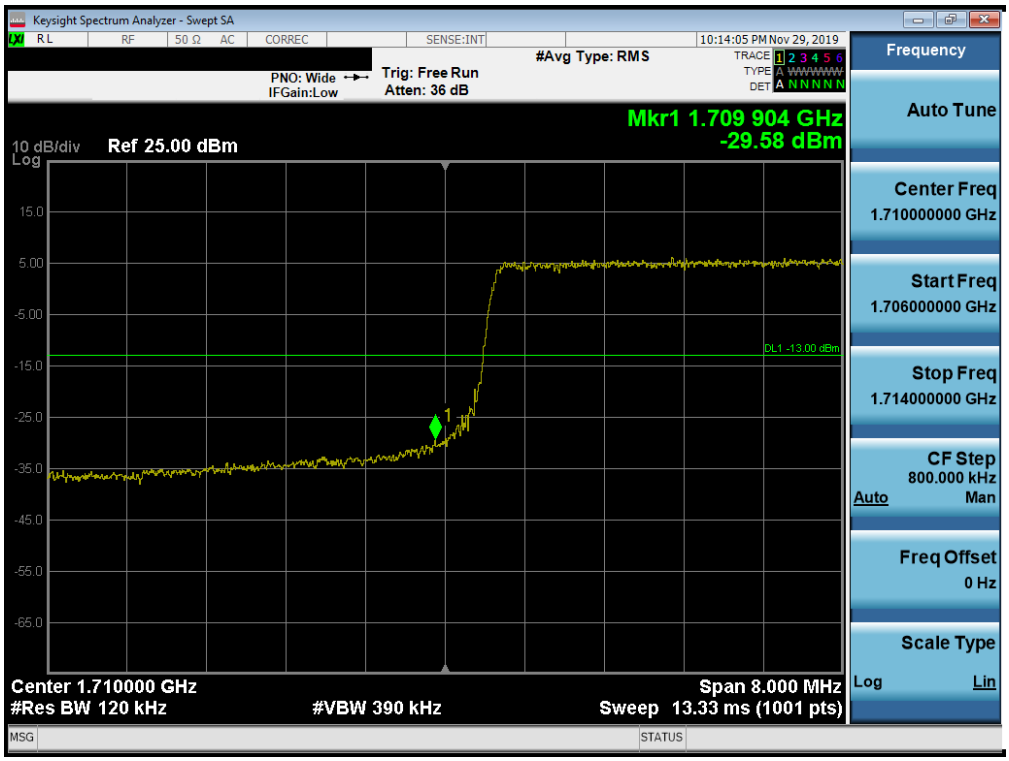

Plot 7-681. Lower Band Edge Plot (Band n66 - 10.0MHz CP-OFDM-QPSK - Full RB Configuration)

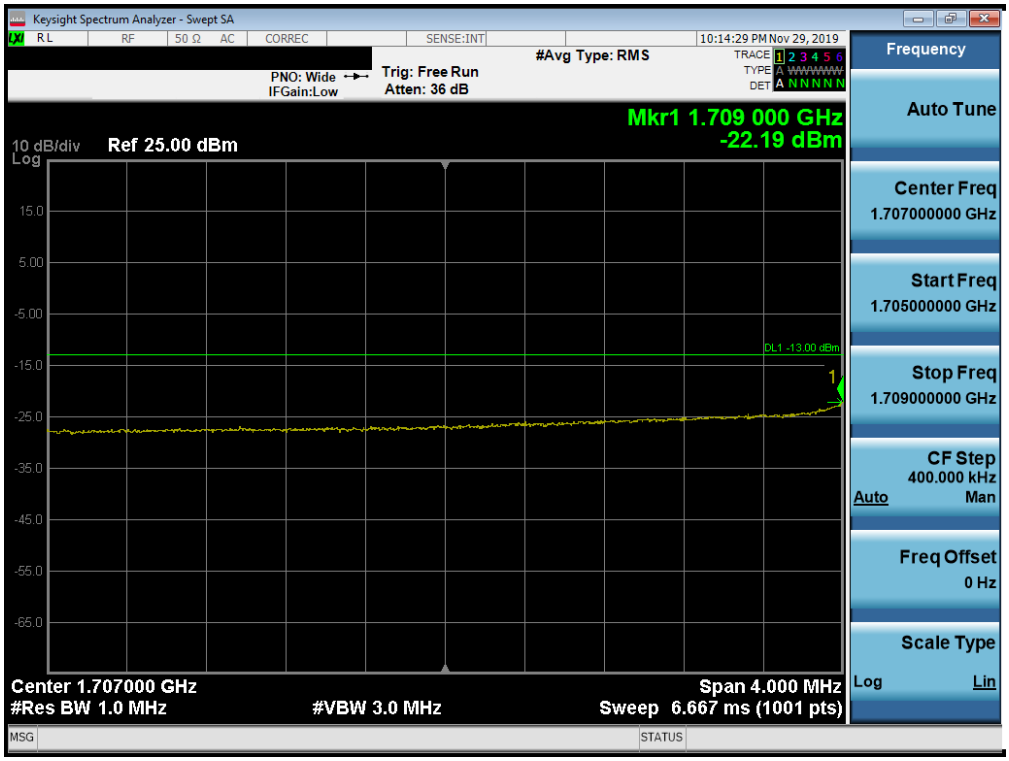

Plot 7-682. Lower Extended Band Edge Plot (Band n66 - 10.0MHz CP-OFDM-QPSK - Full RB Configuration)

© 2020 PCTEST
All rights reserved. Unless otherwise specified, no part of this report may be reproduced or utilized in any part, form or by any means, electronic or mechanical, including photocopying and microfilm, without permission in writing from PCTEST. If you have any questions about this international copyright or have an enquiry about obtaining additional rights to this report or assembly of contents thereof, please contact INFO@PCTEST.COM.

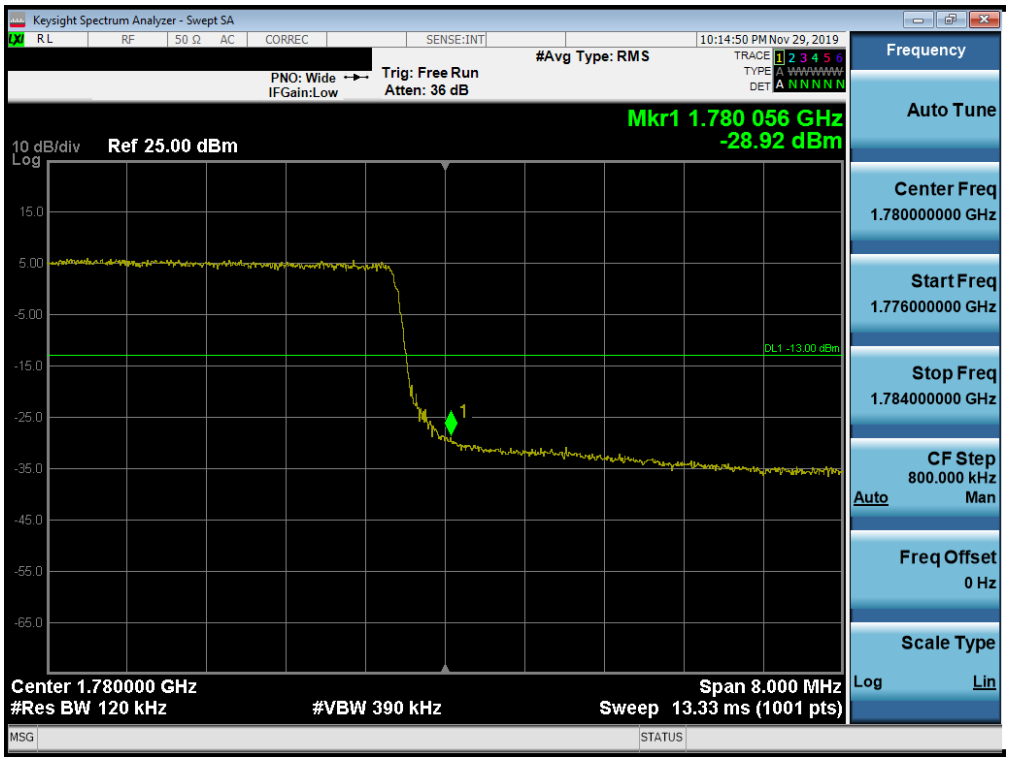

Plot 7-683. Upper Band Edge Plot (Band n66 - 10.0MHz CP-OFDM-QPSK - Full RB Configuration)

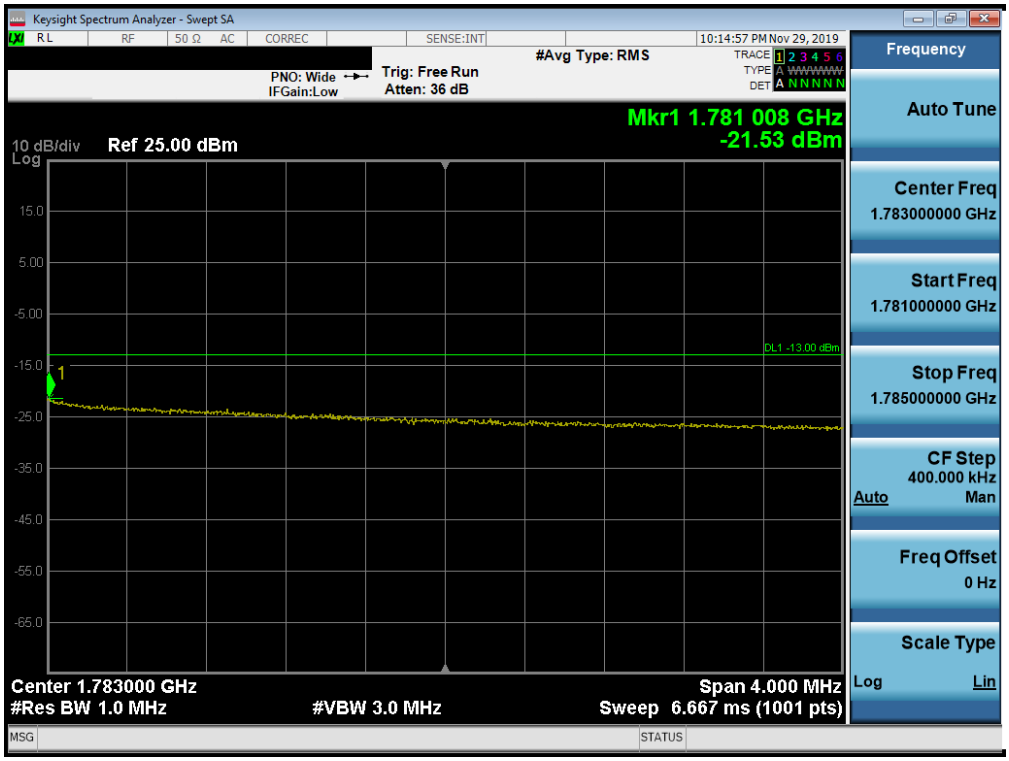

Plot 7-684. Upper Extended Band Edge Plot (Band n66 - 10.0MHz CP-OFDM-QPSK - Full RB Configuration)

© 2020 PCTEST V 9.0 02/01/2019
All rights reserved. Unless otherwise specified, no part of this report may be reproduced or utilized in any part, form or by any means, electronic or mechanical, including photocopying and microfilm, without permission in writing from PCTEST. If you have any questions about this international copyright or have an enquiry about obtaining additional rights to this report or assembly of contents thereof, please contact INFO@PCTEST.COM.

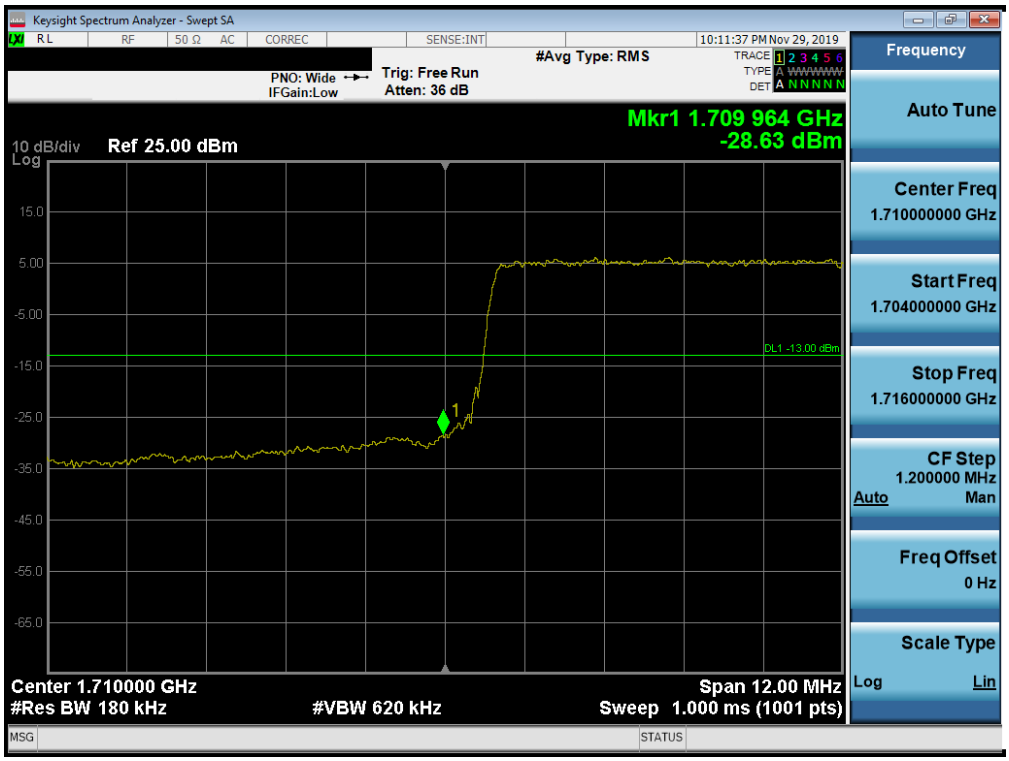

Plot 7-685. Lower Band Edge Plot (Band n66 - 15.0MHz CP-OFDM-QPSK - Full RB Configuration)

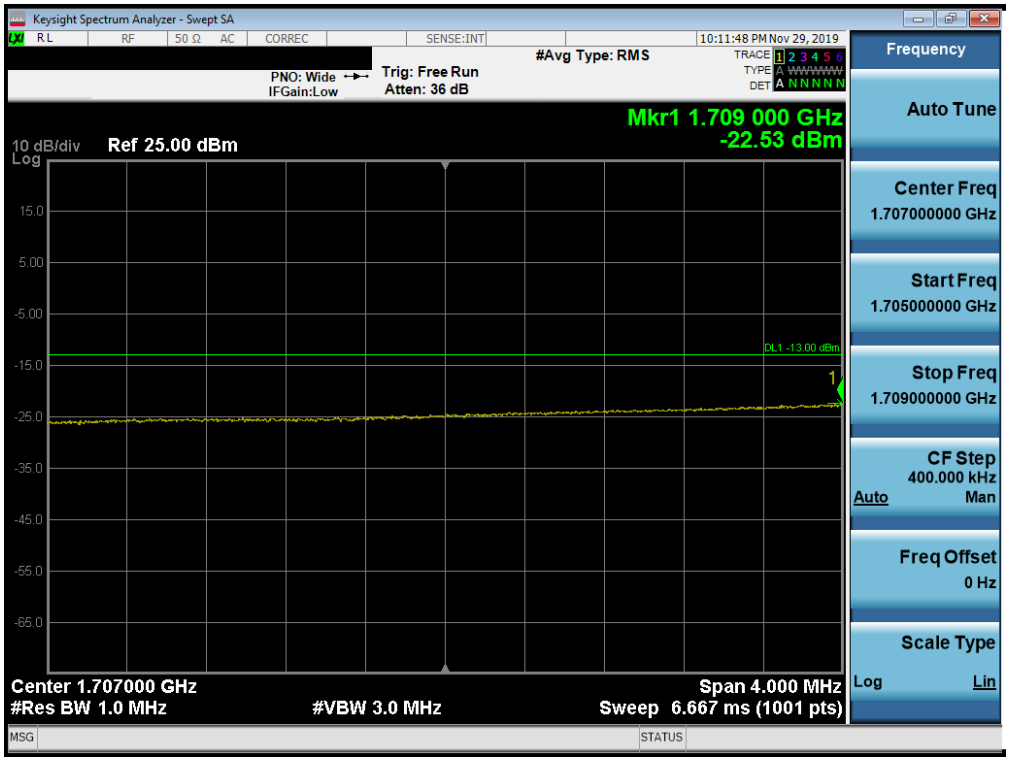

Plot 7-686. Lower Extended Band Edge Plot (Band n66 - 15.0MHz CP-OFDM-QPSK - Full RB Configuration)

© 2020 PCTEST V 9.0 02/01/2019
All rights reserved. Unless otherwise specified, no part of this report may be reproduced or utilized in any part, form or by any means, electronic or mechanical, including photocopying and microfilm, without permission in writing from PCTEST. If you have any questions about this international copyright or have an enquiry about obtaining additional rights to this report or assembly of contents thereof, please contact INFO@PCTEST.COM.

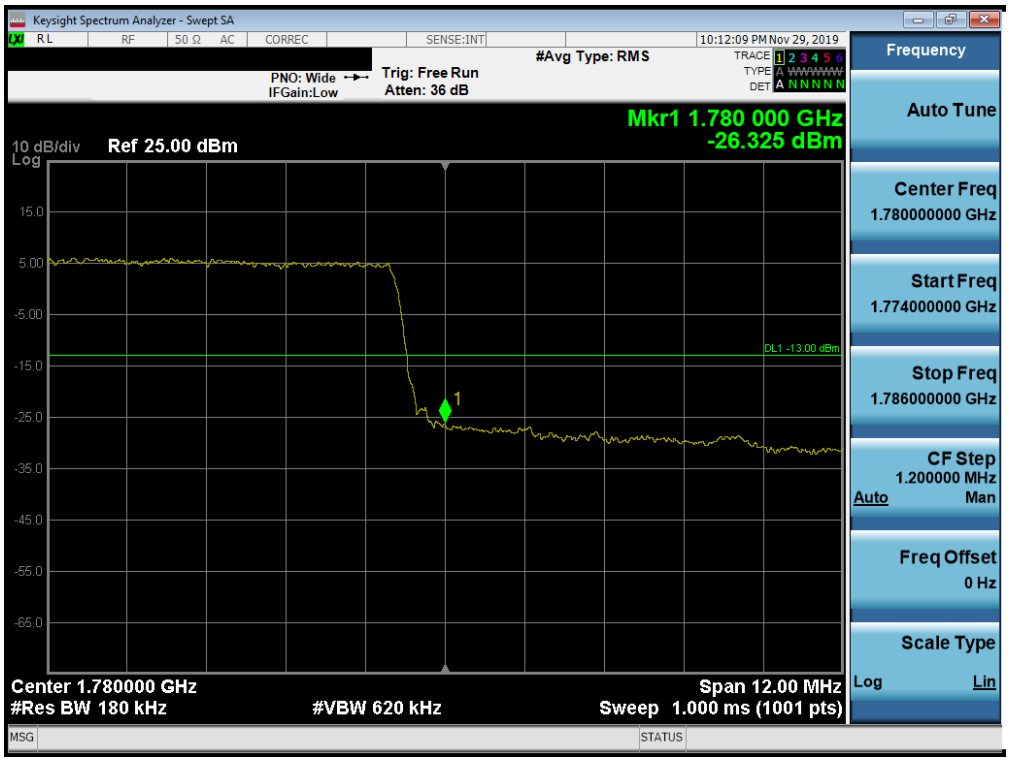

Plot 7-687. Upper Band Edge Plot (Band n66 - 15.0MHz CP-OFDM-QPSK - Full RB Configuration)

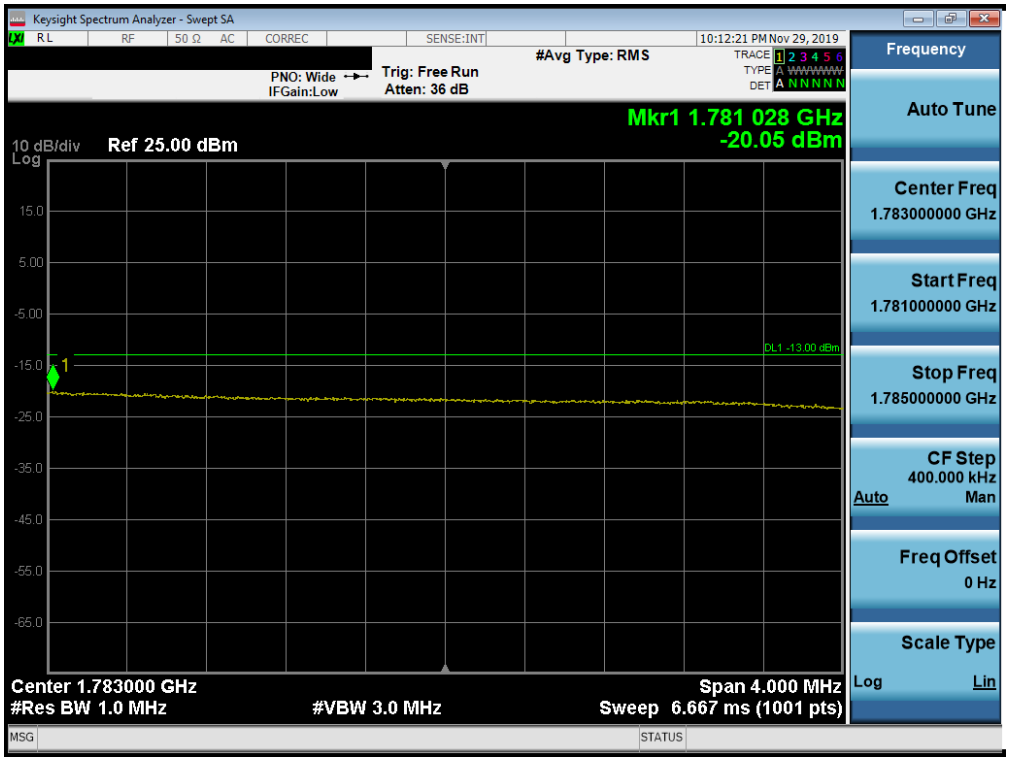

Plot 7-688. Upper Extended Band Edge Plot (Band n66 - 15.0MHz CP-OFDM-QPSK - Full RB Configuration)

© 2020 PCTEST
All rights reserved. Unless otherwise specified, no part of this report may be reproduced or utilized in any part, form or by any means, electronic or mechanical, including photocopying and microfilm, without permission in writing from PCTEST. If you have any questions about this international copyright or have an enquiry about obtaining additional rights to this report or assembly of contents thereof, please contact INFO@PCTEST.COM.

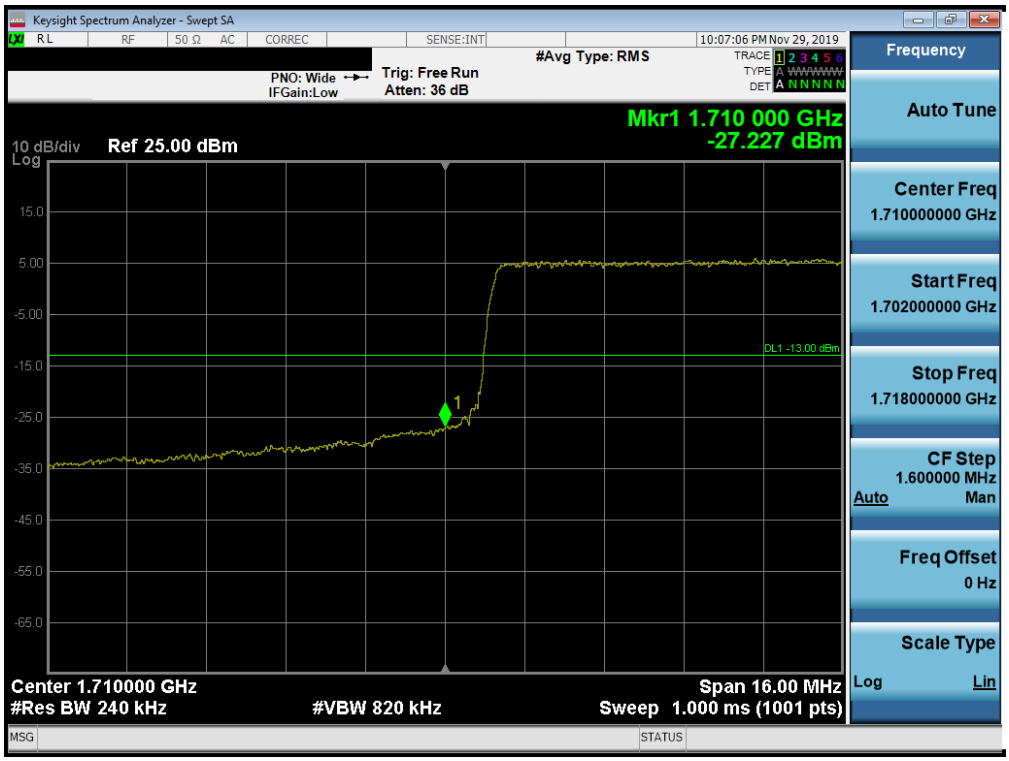

Plot 7-689. Lower Band Edge Plot (Band n66 - 20.0MHz CP-OFDM-QPSK - Full RB Configuration)

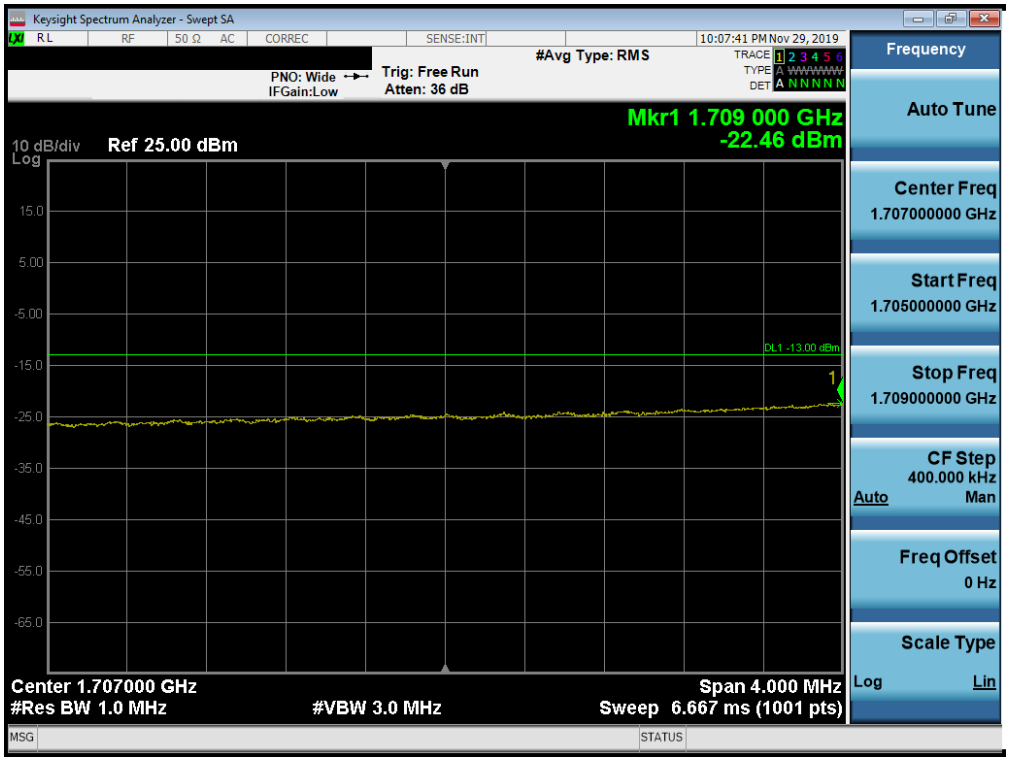

Plot 7-690. Lower Extended Band Edge Plot (Band n66 - 20.0MHz CP-OFDM-QPSK - Full RB Configuration)

© 2020 PCTEST V 9.0 02/01/2019
All rights reserved. Unless otherwise specified, no part of this report may be reproduced or utilized in any part, form or by any means, electronic or mechanical, including photocopying and microfilm, without permission in writing from PCTEST. If you have any questions about this international copyright or have an enquiry about obtaining additional rights to this report or assembly of contents thereof, please contact INFO@PCTEST.COM.

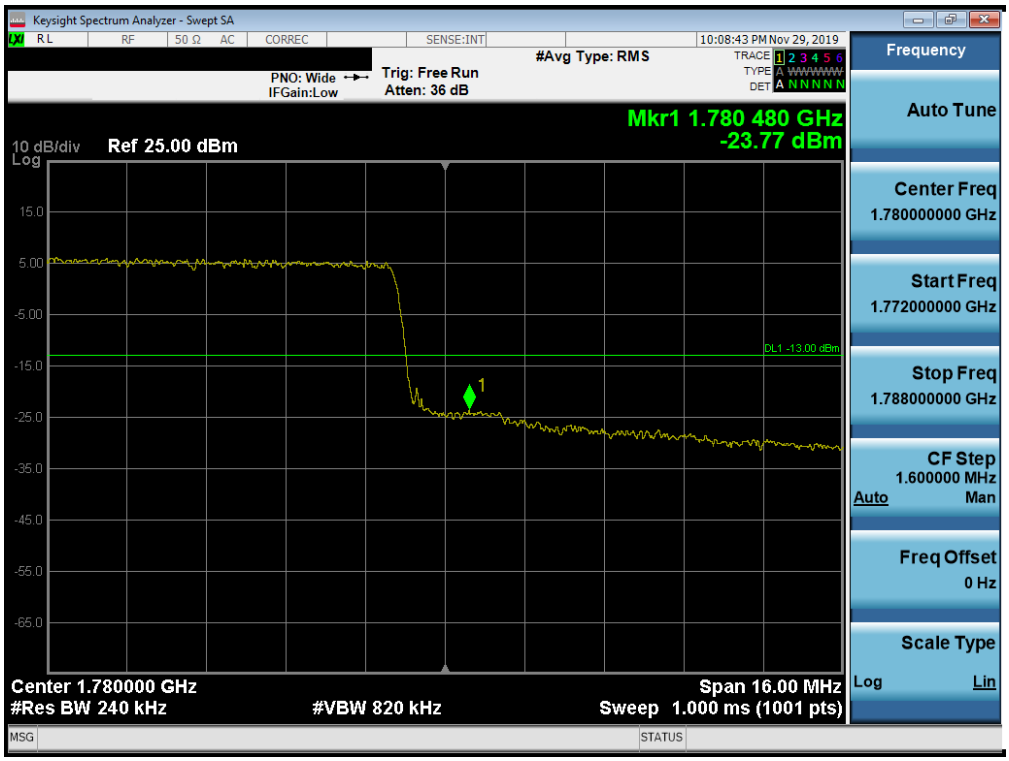

Plot 7-691. Upper Band Edge Plot (Band n66 - 20.0MHz CP-OFDM-QPSK - Full RB Configuration)

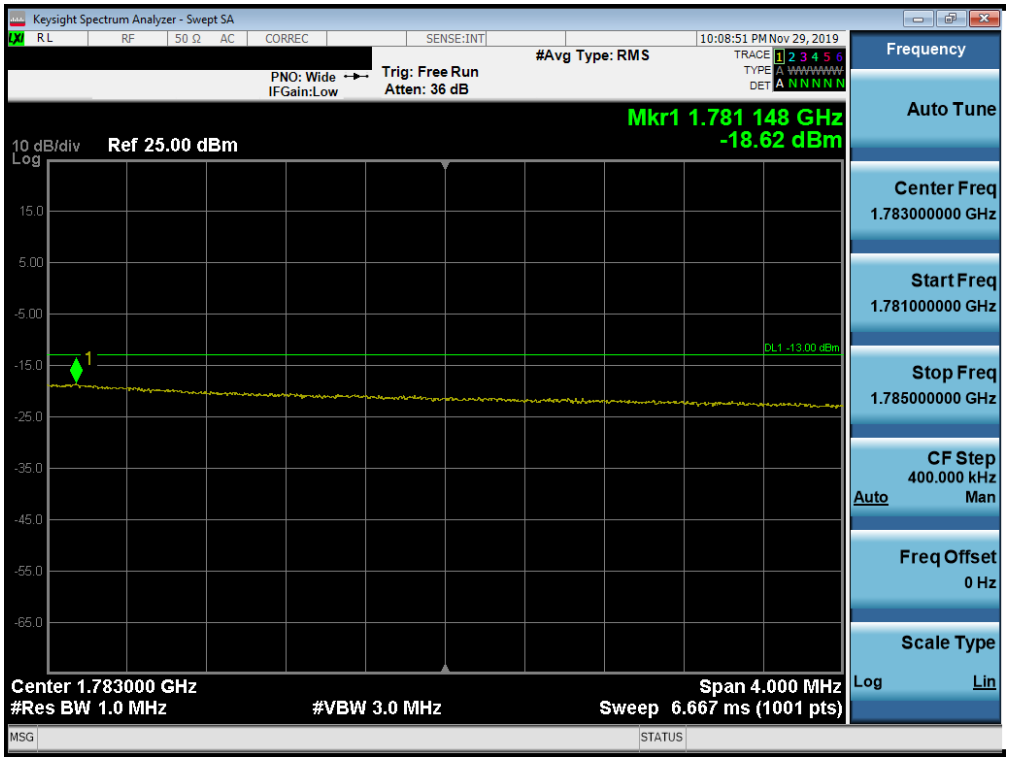

Plot 7-692. Upper Extended Band Edge Plot (Band n66 - 20.0MHz CP-OFDM-QPSK - Full RB Configuration)

© 2020 PCTEST
All rights reserved. Unless otherwise specified, no part of this report may be reproduced or utilized in any part, form or by any means, electronic or mechanical, including photocopying and microfilm, without permission in writing from PCTEST. If you have any questions about this international copyright or have an enquiry about obtaining additional rights to this report or assembly of contents thereof, please contact INFO@PCTEST.COM.

NR Band n25/2

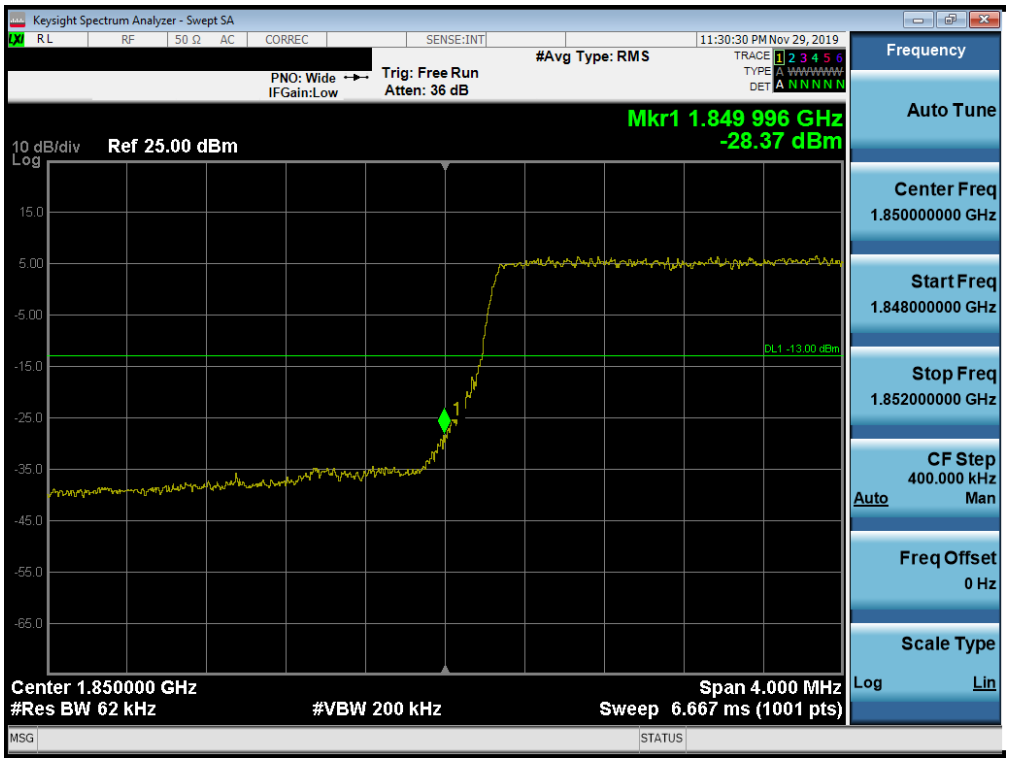

Plot 7-693. Lower Band Edge Plot (Band n25/2 - 5.0MHz CP-OFDM-QPSK - Full RB Configuration)

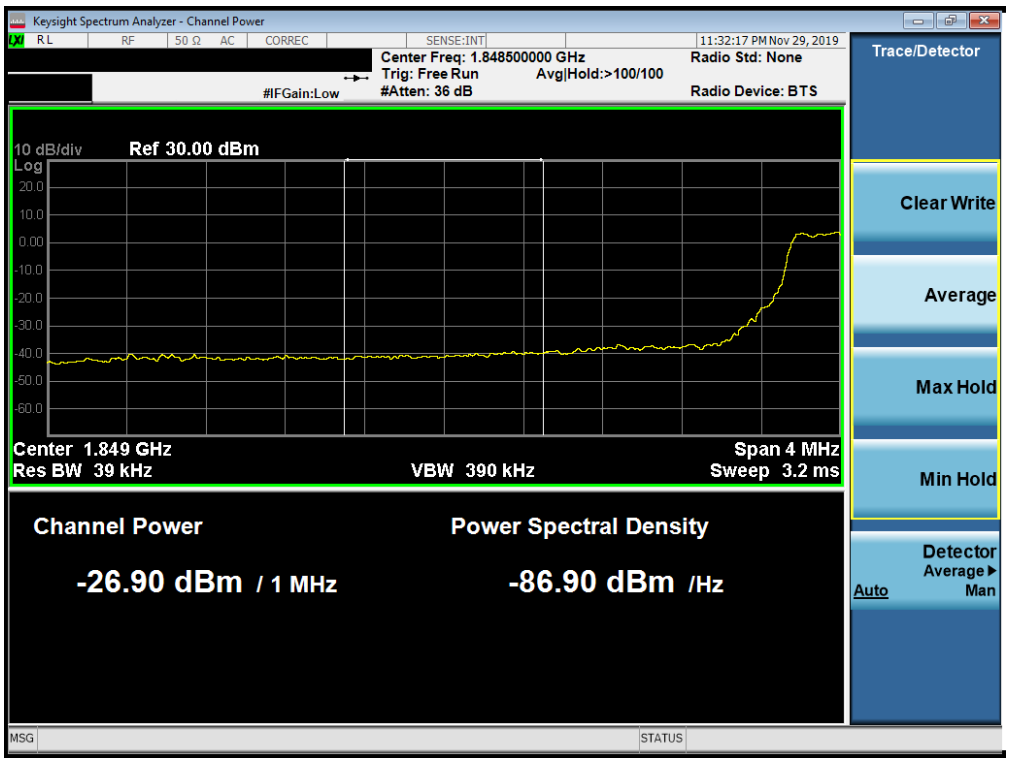

Plot 7-694. Lower Extended Band Edge Plot (Band n25/2 - 5.0MHz CP-OFDM-QPSK - Full RB Configuration)

© 2020 PCTEST
All rights reserved. Unless otherwise specified, no part of this report may be reproduced or utilized in any part, form or by any means, electronic or mechanical, including photocopying and microfilm, without permission in writing from PCTEST. If you have any questions about this international copyright or have an enquiry about obtaining additional rights to this report or assembly of contents thereof, please contact INFO@PCTEST.COM.

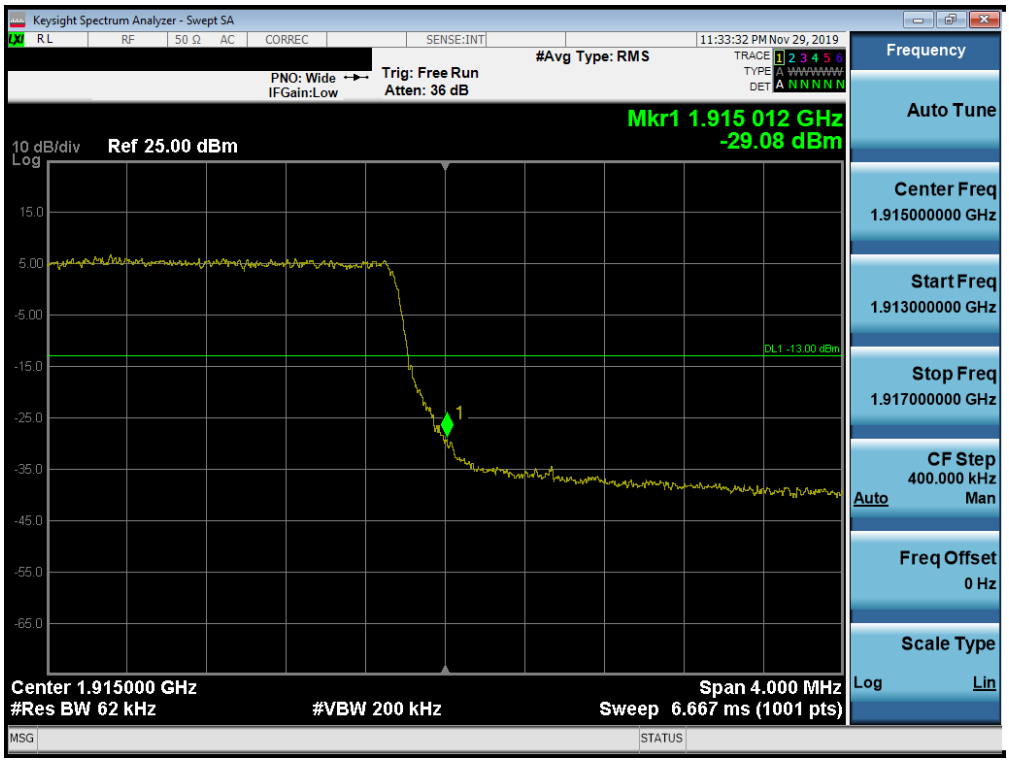

Plot 7-695. Upper Band Edge Plot (Band n25/2 - 5.0MHz CP-OFDM-QPSK - Full RB Configuration)

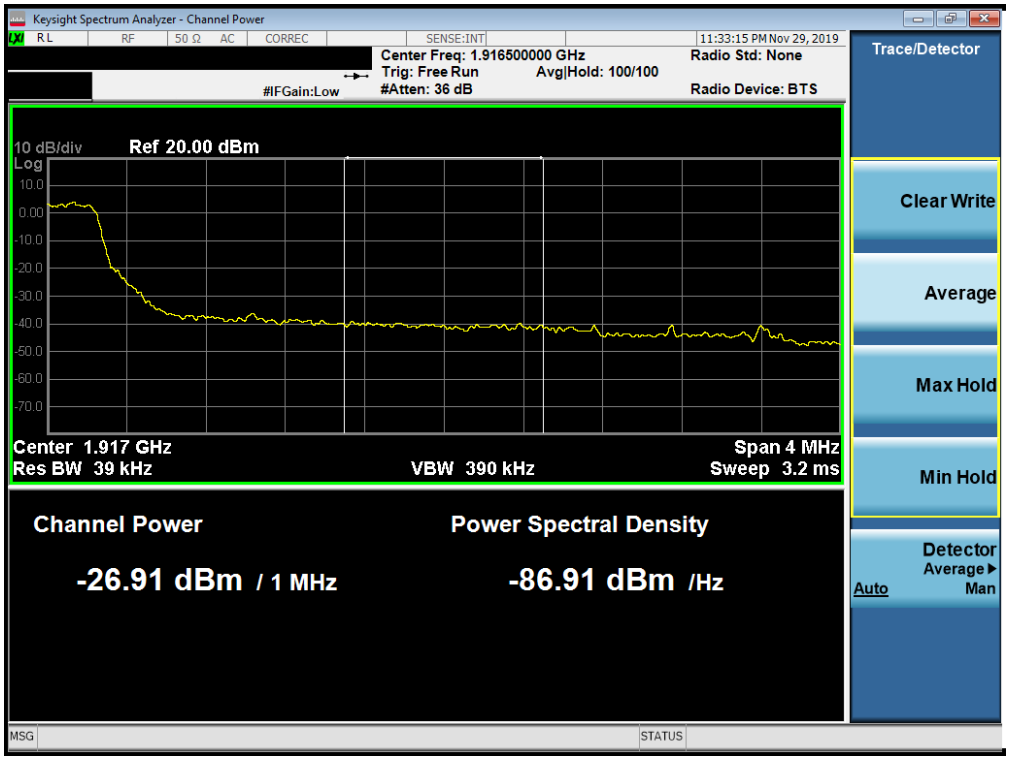

Plot 7-696. Upper Extended Band Edge Plot (Band n25/2 - 5.0MHz CP-OFDM-QPSK - Full RB Configuration)

© 2020 PCTEST
All rights reserved. Unless otherwise specified, no part of this report may be reproduced or utilized in any part, form or by any means, electronic or mechanical, including photocopying and microfilm, without permission in writing from PCTEST. If you have any questions about this international copyright or have an enquiry about obtaining additional rights to this report or assembly of contents thereof, please contact INFO@PCTEST.COM.

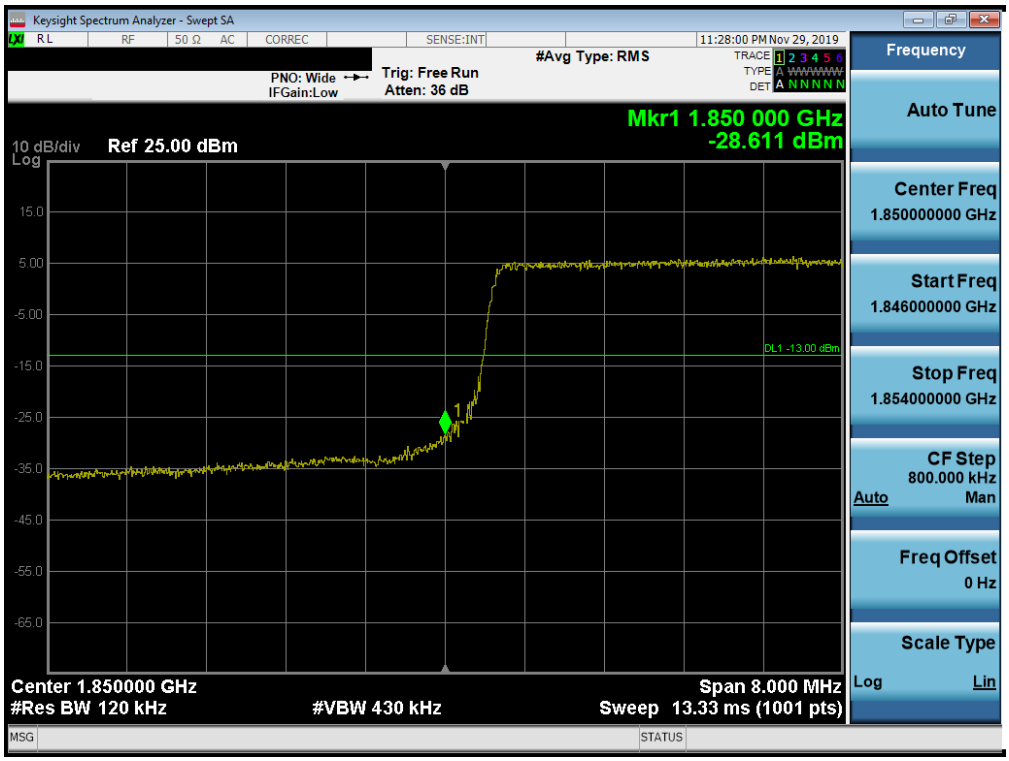

Plot 7-697. Lower Band Edge Plot (Band n25/2 - 10.0MHz CP-OFDM-QPSK - Full RB Configuration)

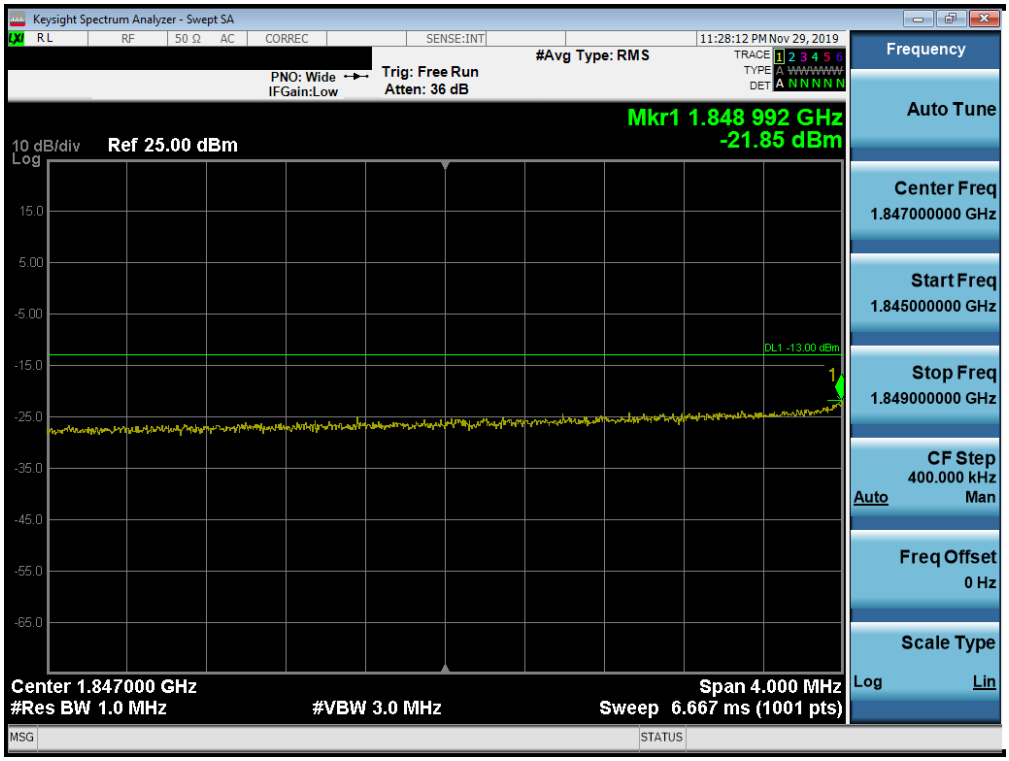

Plot 7-698. Lower Extended Band Edge Plot (Band n25/2 - 10.0MHz CP-OFDM-QPSK - Full RB Configuration)

© 2020 PCTEST
All rights reserved. Unless otherwise specified, no part of this report may be reproduced or utilized in any part, form or by any means, electronic or mechanical, including photocopying and microfilm, without permission in writing from PCTEST. If you have any questions about this international copyright or have an enquiry about obtaining additional rights to this report or assembly of contents thereof, please contact INFO@PCTEST.COM.

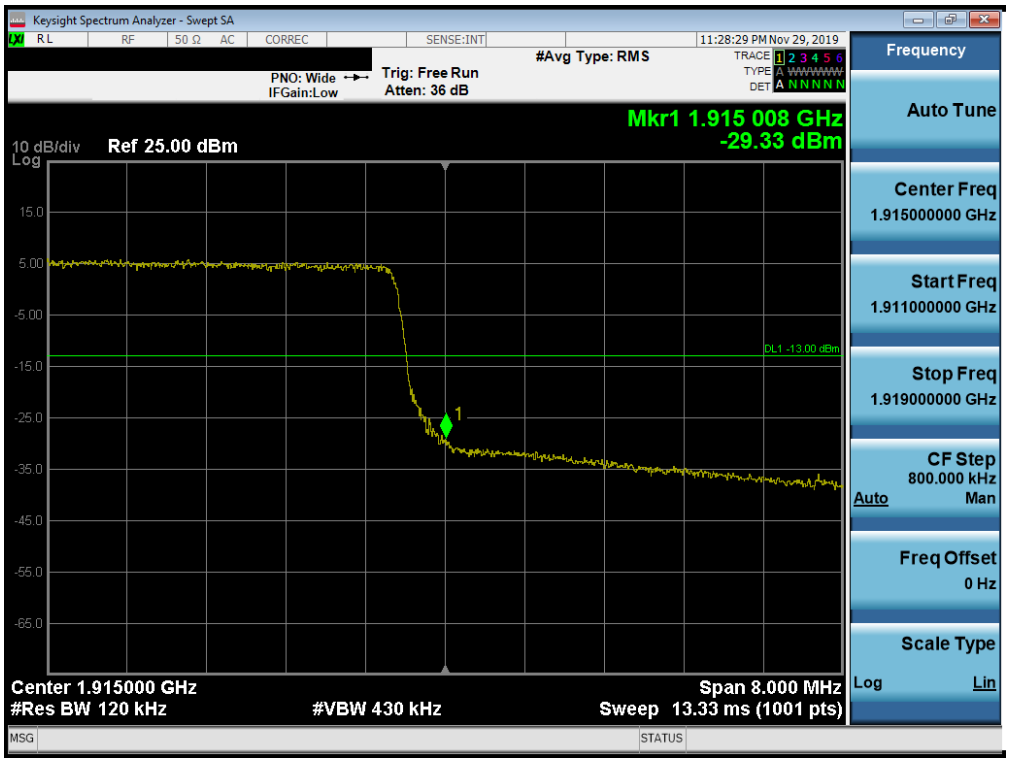

Plot 7-699. Upper Band Edge Plot (Band n25/2 - 10.0MHz CP-OFDM-QPSK - Full RB Configuration)

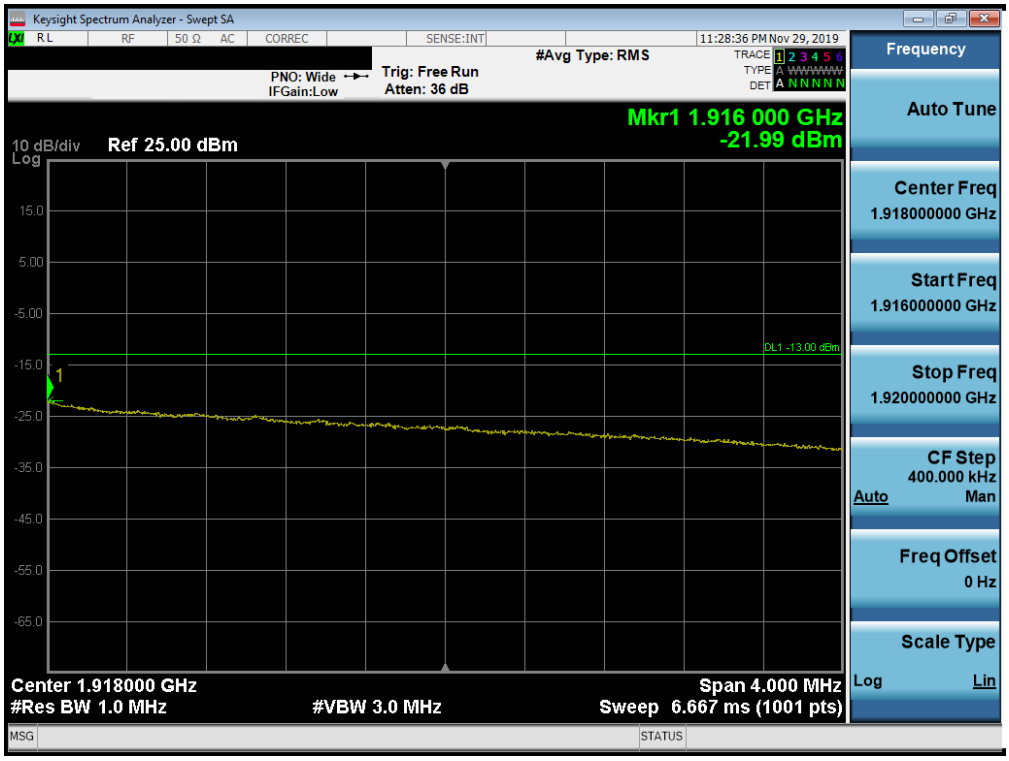

Plot 7-700. Upper Extended Band Edge Plot (Band n25/2 - 10.0MHz CP-OFDM-QPSK - Full RB Configuration)

© 2020 PCTEST V 9.0 02/01/2019
All rights reserved. Unless otherwise specified, no part of this report may be reproduced or utilized in any part, form or by any means, electronic or mechanical, including photocopying and microfilm, without permission in writing from PCTEST. If you have any questions about this international copyright or have an enquiry about obtaining additional rights to this report or assembly of contents thereof, please contact INFO@PCTEST.COM.

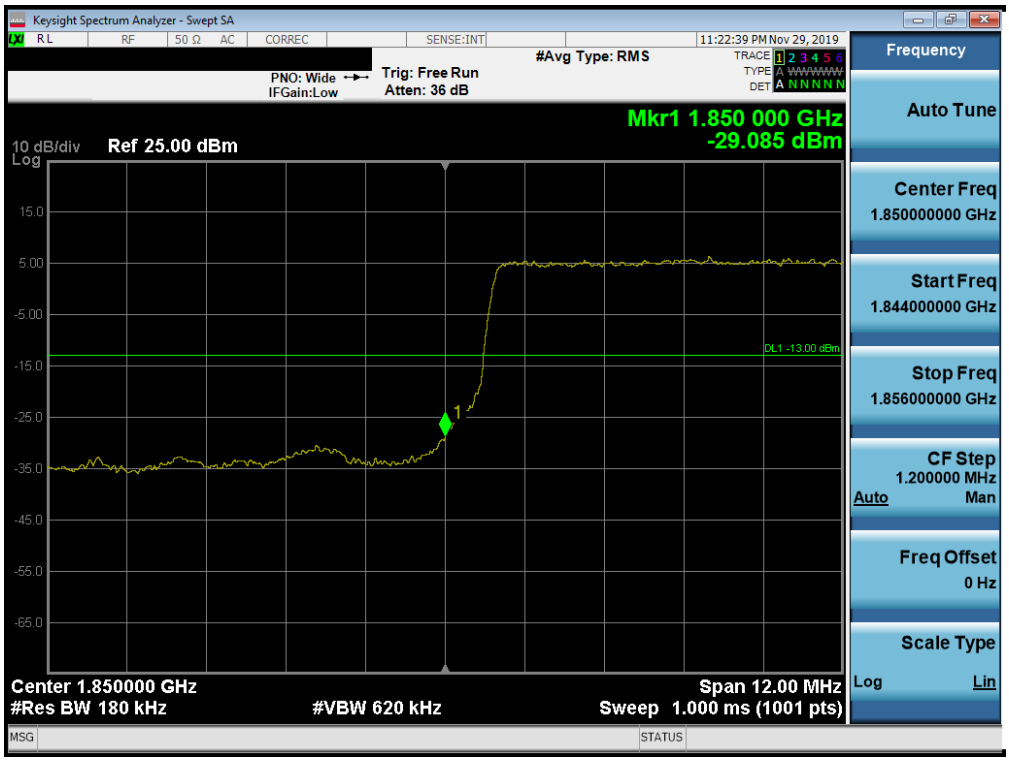

Plot 7-701. Lower Band Edge Plot (Band n25/2 - 15.0MHz CP-OFDM-QPSK - Full RB Configuration)

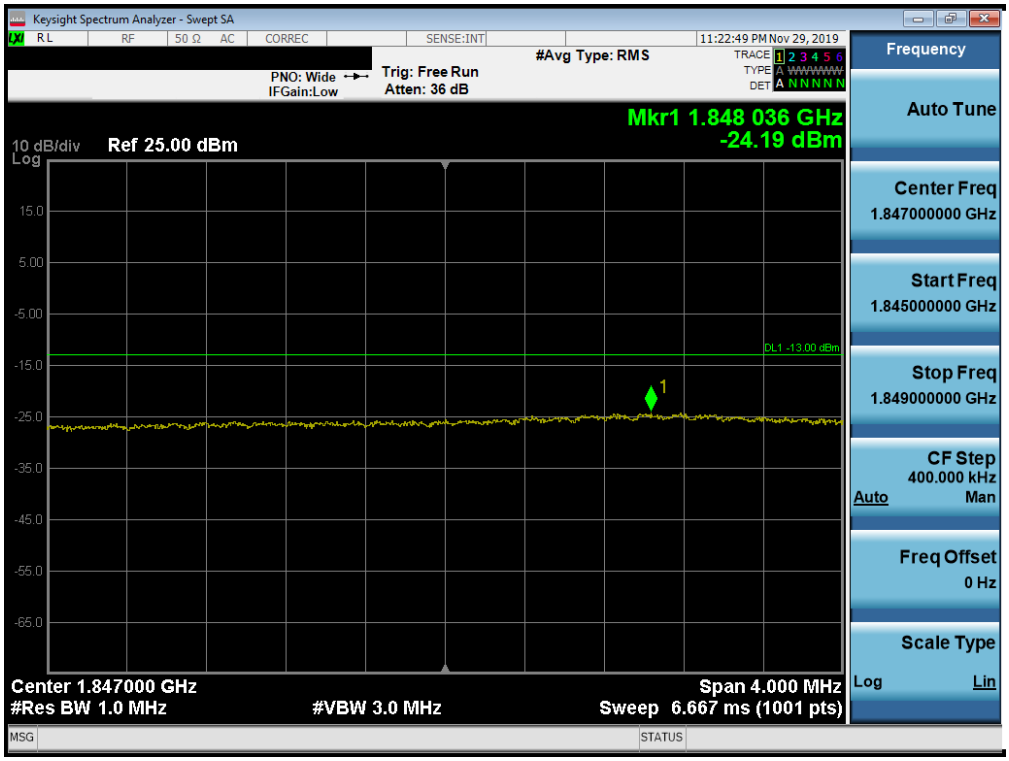

Plot 7-702. Lower Extended Band Edge Plot (Band n25/2 - 15.0MHz CP-OFDM-QPSK - Full RB Configuration)

© 2020 PCTEST V 9.0 02/01/2019
All rights reserved. Unless otherwise specified, no part of this report may be reproduced or utilized in any part, form or by any means, electronic or mechanical, including photocopying and microfilm, without permission in writing from PCTEST. If you have any questions about this international copyright or have an enquiry about obtaining additional rights to this report or assembly of contents thereof, please contact INFO@PCTEST.COM.

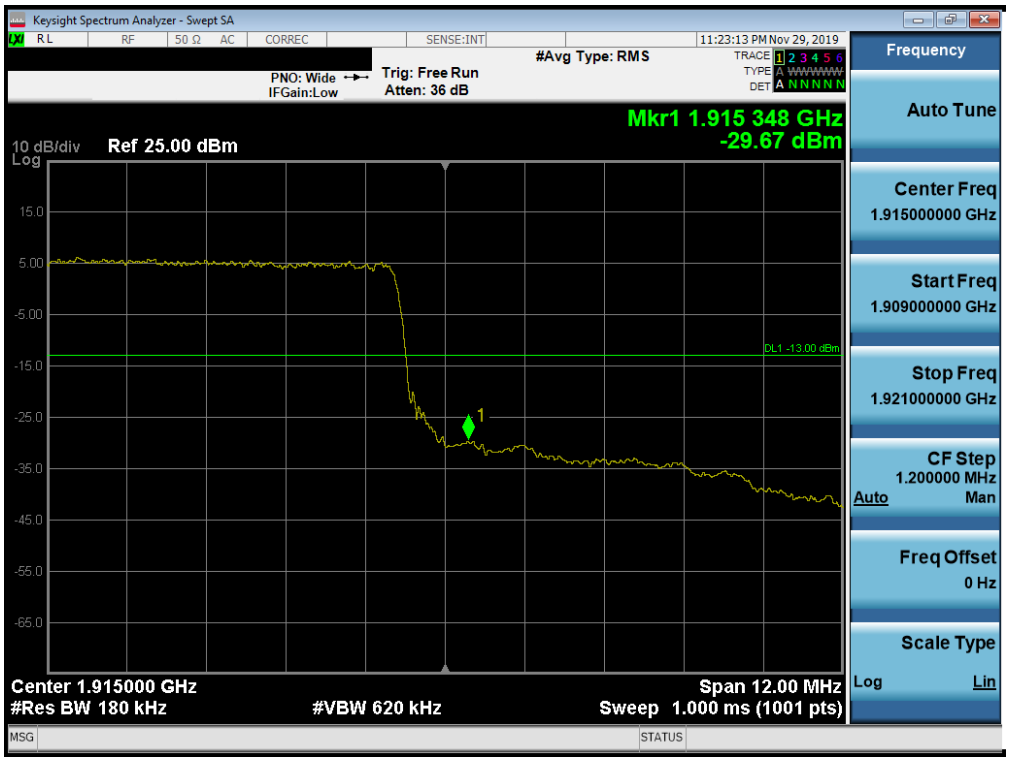

Plot 7-703. Upper Band Edge Plot (Band n25/2 - 15.0MHz CP-OFDM-QPSK - Full RB Configuration)

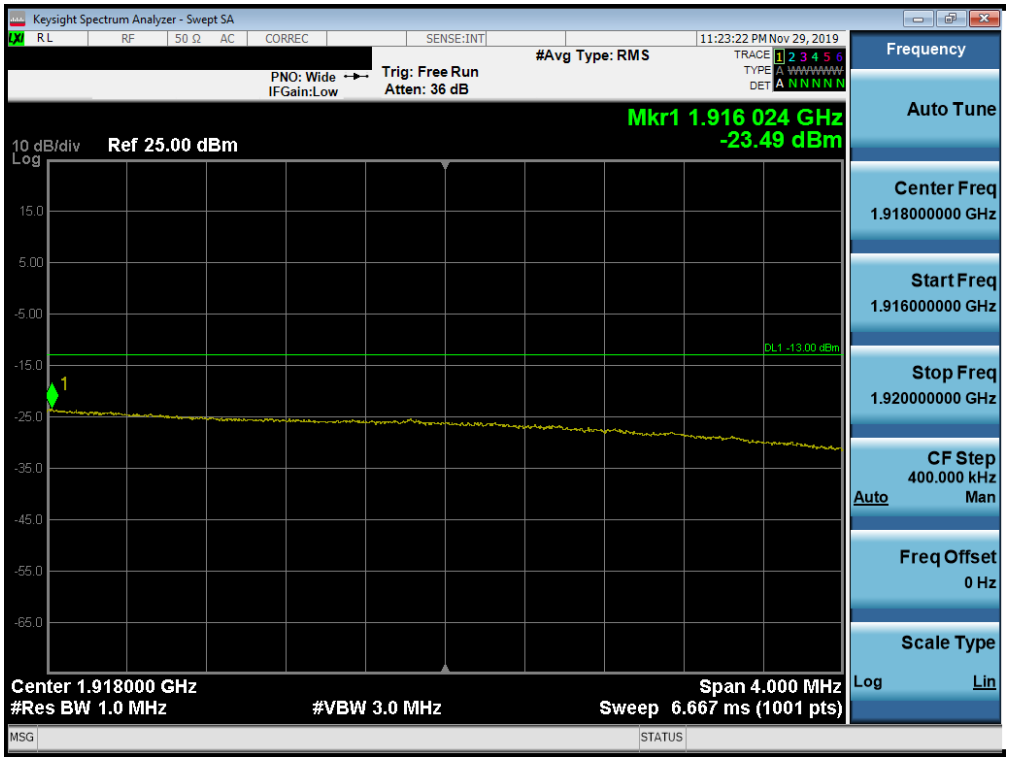

Plot 7-704. Upper Extended Band Edge Plot (Band n25/2 - 15.0MHz CP-OFDM-QPSK - Full RB Configuration)

© 2020 PCTEST V 9.0 02/01/2019
All rights reserved. Unless otherwise specified, no part of this report may be reproduced or utilized in any part, form or by any means, electronic or mechanical, including photocopying and microfilm, without permission in writing from PCTEST. If you have any questions about this international copyright or have an enquiry about obtaining additional rights to this report or assembly of contents thereof, please contact INFO@PCTEST.COM.

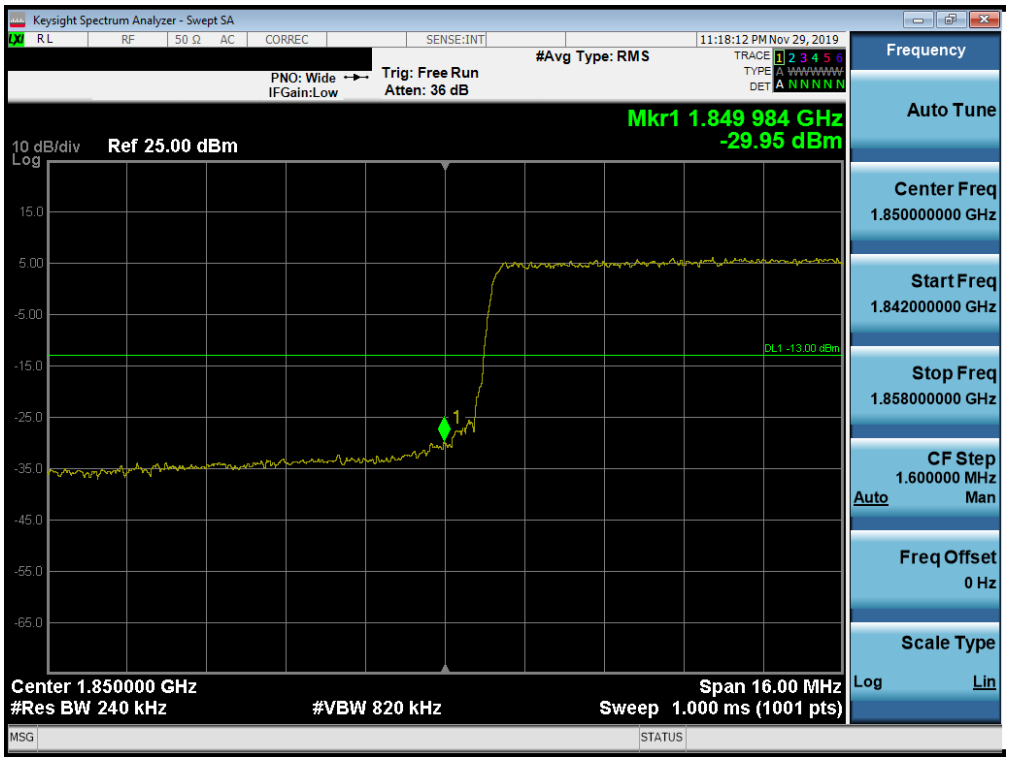

Plot 7-705. Lower Band Edge Plot (Band n25/2 - 20.0MHz CP-OFDM-QPSK - Full RB Configuration)

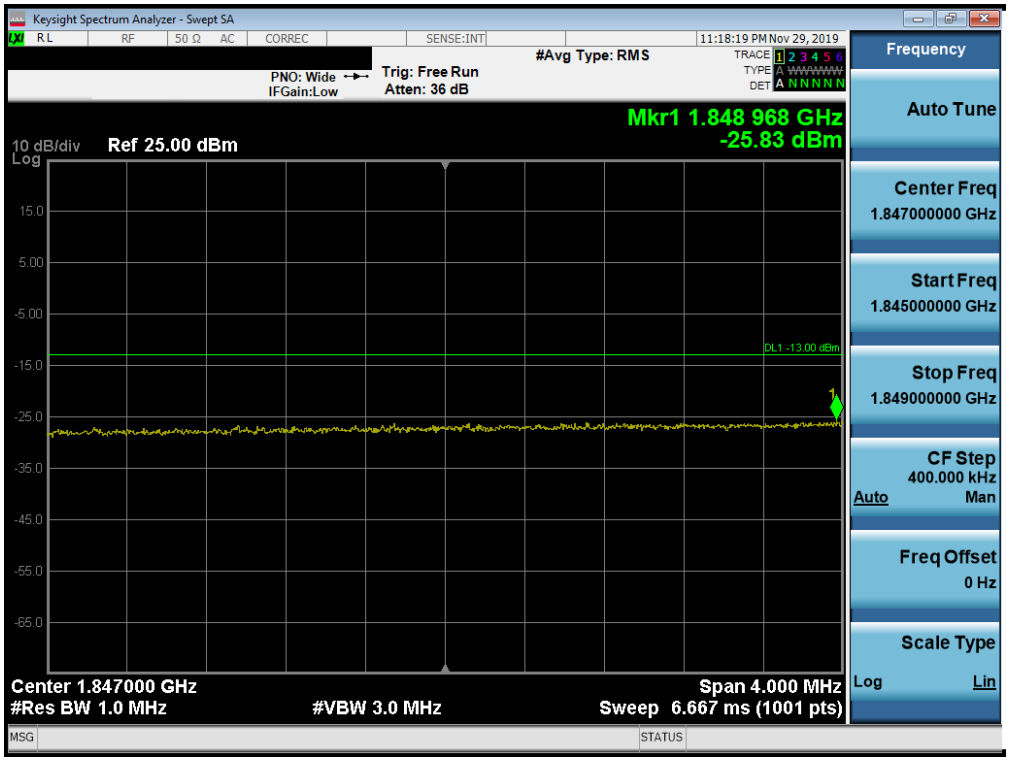

Plot 7-706. Lower Extended Band Edge Plot (Band n25/2 - 20.0MHz CP-OFDM-QPSK - Full RB Configuration)

© 2020 PCTEST
All rights reserved. Unless otherwise specified, no part of this report may be reproduced or utilized in any part, form or by any means, electronic or mechanical, including photocopying and microfilm, without permission in writing from PCTEST. If you have any questions about this international copyright or have an enquiry about obtaining additional rights to this report or assembly of contents thereof, please contact INFO@PCTEST.COM.

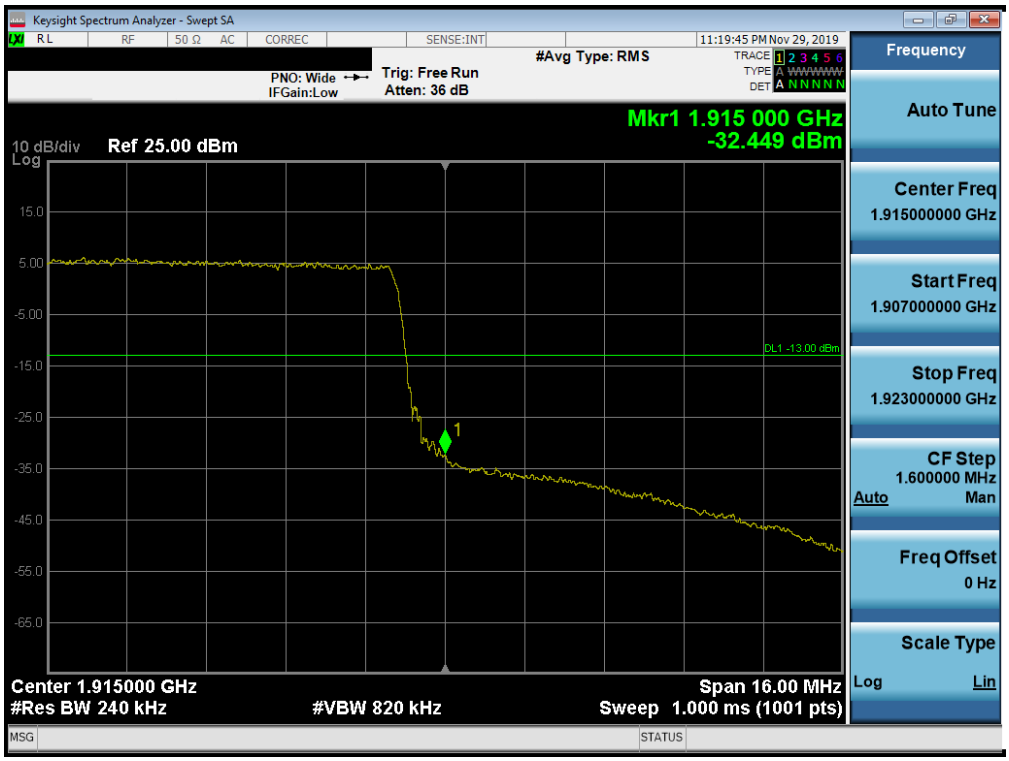

Plot 7-707. Upper Band Edge Plot (Band n25/2 - 20.0MHz CP-OFDM-QPSK - Full RB Configuration)

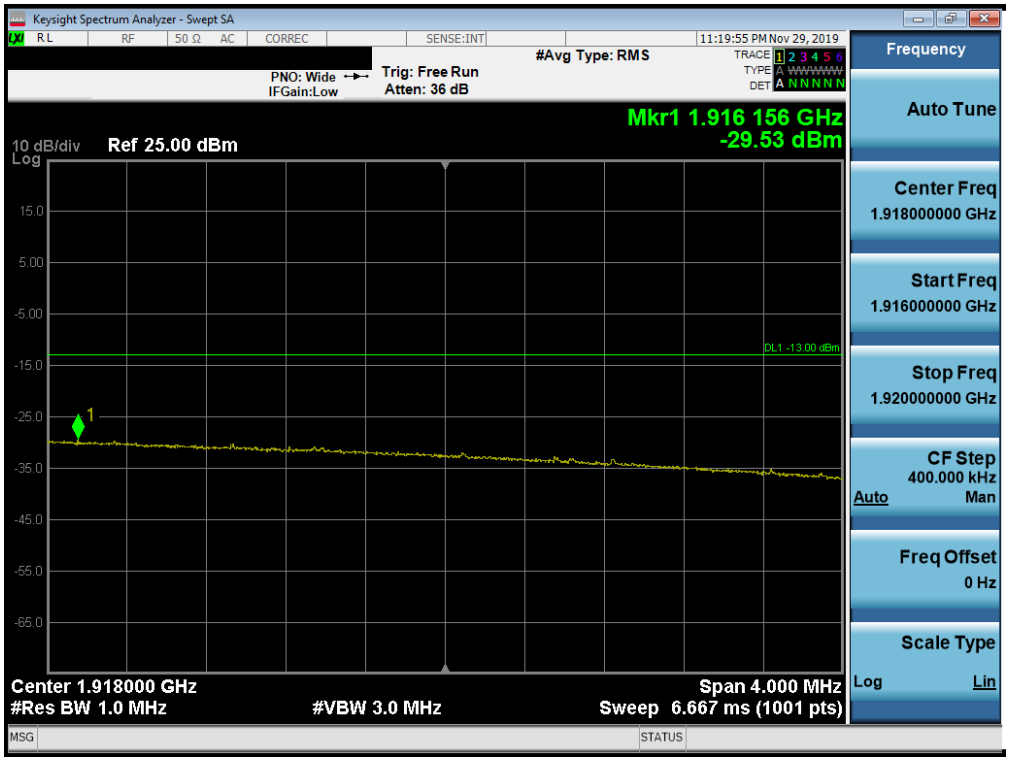

Plot 7-708. Upper Extended Band Edge Plot (Band n25/2 - 20.0MHz CP-OFDM-QPSK - Full RB Configuration)

© 2020 PCTEST V 9.0 02/01/2019
All rights reserved. Unless otherwise specified, no part of this report may be reproduced or utilized in any part, form or by any means, electronic or mechanical, including photocopying and microfilm, without permission in writing from PCTEST. If you have any questions about this international copyright or have an enquiry about obtaining additional rights to this report or assembly of contents thereof, please contact INFO@PCTEST.COM.

Band n41 (PC2)

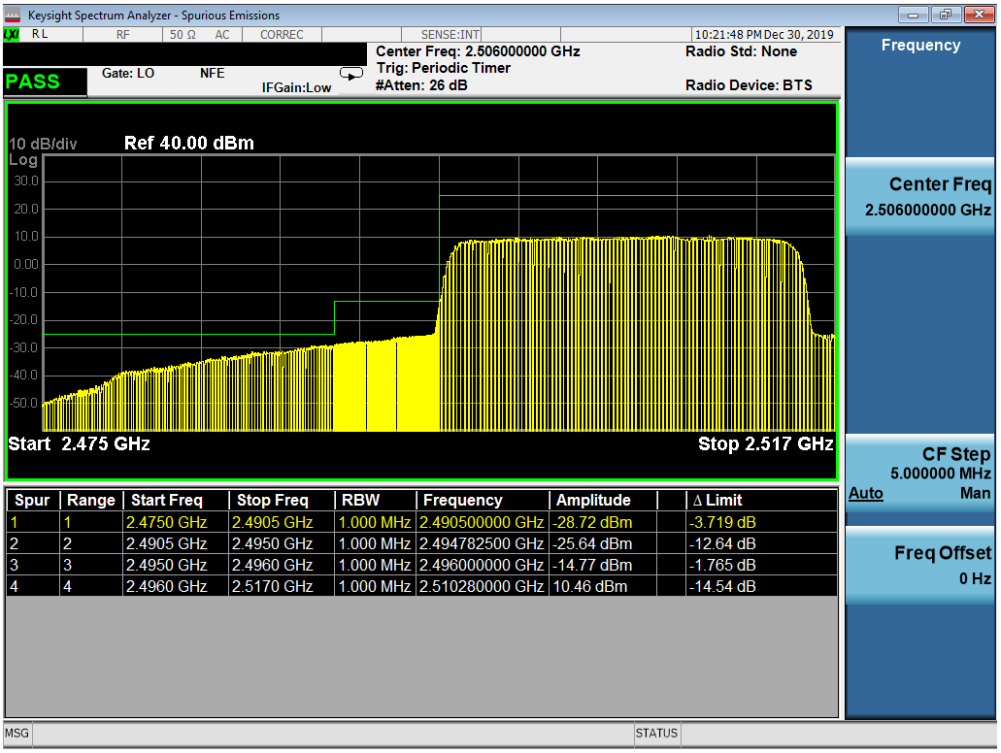

Spur	Range	Start Freq	Stop Freq	RBW	Frequency	Amplitude	Δ Limit
1	1	2.4750 GHz	2.4905 GHz	1.000 MHz	2.490500000 GHz	-28.72 dBm	-3.719 dB
2	2	2.4905 GHz	2.4950 GHz	1.000 MHz	2.494782500 GHz	-25.64 dBm	-12.64 dB
3	3	2.4950 GHz	2.4960 GHz	1.000 MHz	2.496000000 GHz	-14.77 dBm	-1.765 dB
4	4	2.4960 GHz	2.5170 GHz	1.000 MHz	2.510280000 GHz	10.46 dBm	-14.54 dB

Plot 7-709. Lower ACP Plot at 2496 MHz (n41 (PC2) - 20MHz DFT-s-OFDM-QPSK - Full RB Configuration)

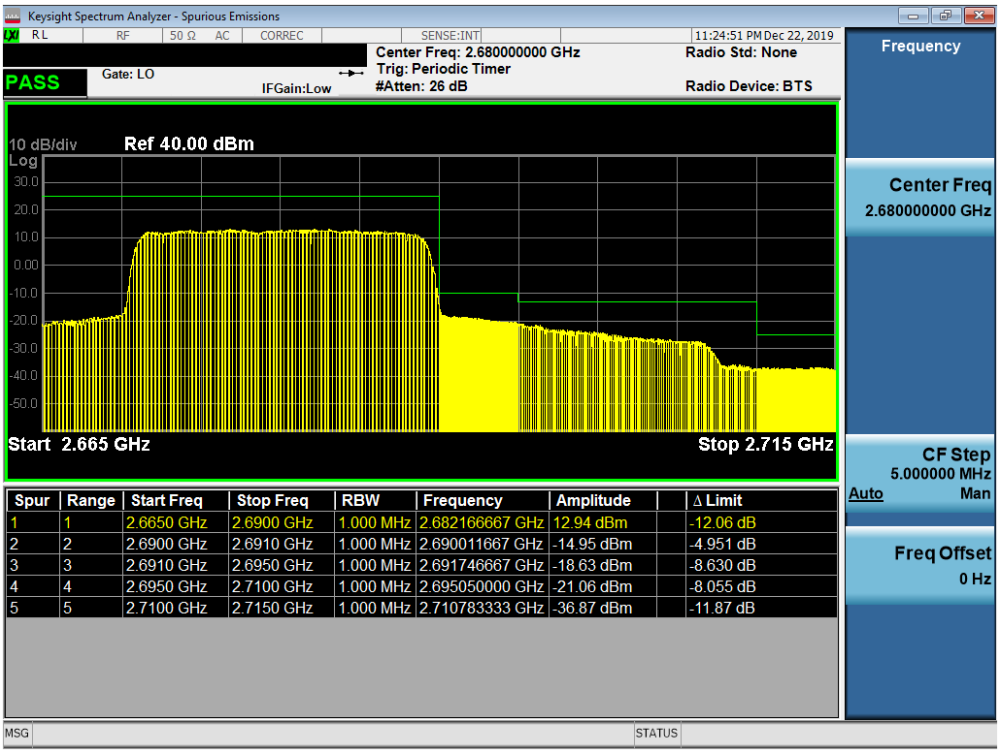

Spur	Range	Start Freq	Stop Freq	RBW	Frequency	Amplitude	Δ Limit
1	1	2.6650 GHz	2.6900 GHz	1.000 MHz	2.682166667 GHz	12.94 dBm	-12.06 dB
2	2	2.6900 GHz	2.6910 GHz	1.000 MHz	2.690011667 GHz	-14.95 dBm	-4.951 dB
3	3	2.6910 GHz	2.6950 GHz	1.000 MHz	2.691746667 GHz	-18.63 dBm	-8.630 dB
4	4	2.6950 GHz	2.7100 GHz	1.000 MHz	2.695050000 GHz	-21.06 dBm	-8.055 dB
5	5	2.7100 GHz	2.7150 GHz	1.000 MHz	2.710783333 GHz	-36.87 dBm	-11.87 dB

Plot 7-710. Upper ACP Plot (n41 (PC2) - 20MHz DFT-s-OFDM-QPSK - Full RB Configuration)

© 2020 PCTEST V 9.0 02/01/2019
All rights reserved. Unless otherwise specified, no part of this report may be reproduced or utilized in any part, form or by any means, electronic or mechanical, including photocopying and microfilm, without permission in writing from PCTEST. If you have any questions about this international copyright or have an enquiry about obtaining additional rights to this report or assembly of contents thereof, please contact INFO@PCTEST.COM.

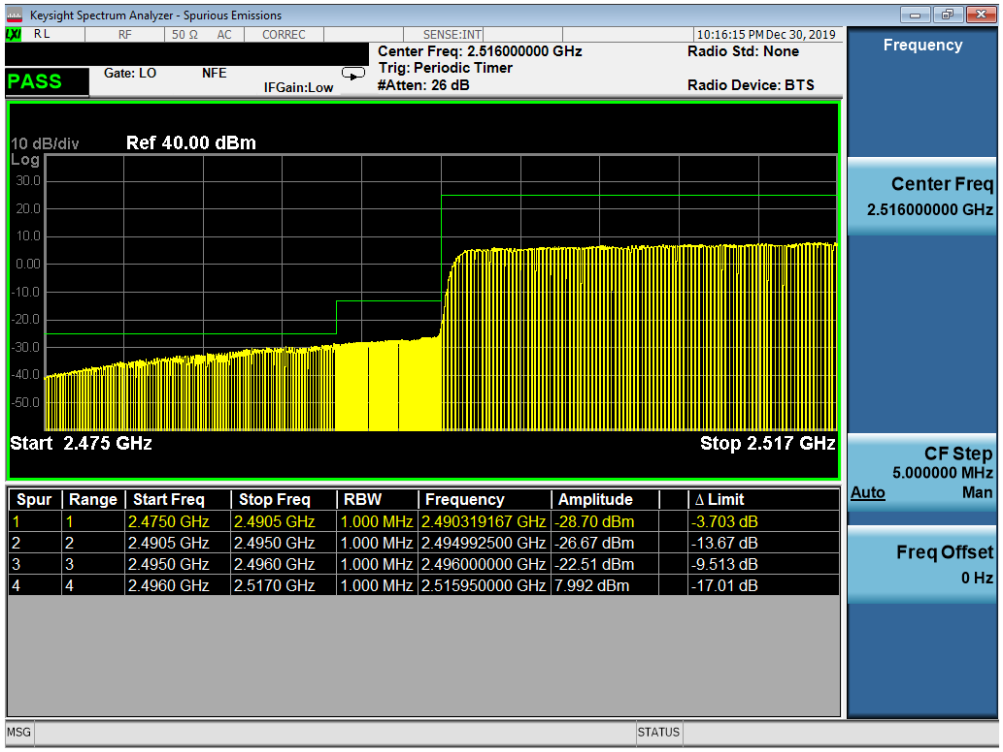

Plot 7-711. Lower ACP Plot at 2496 MHz (n41 (PC2) - 40MHz DFT-s-OFDM-QPSK - Full RB Configuration)

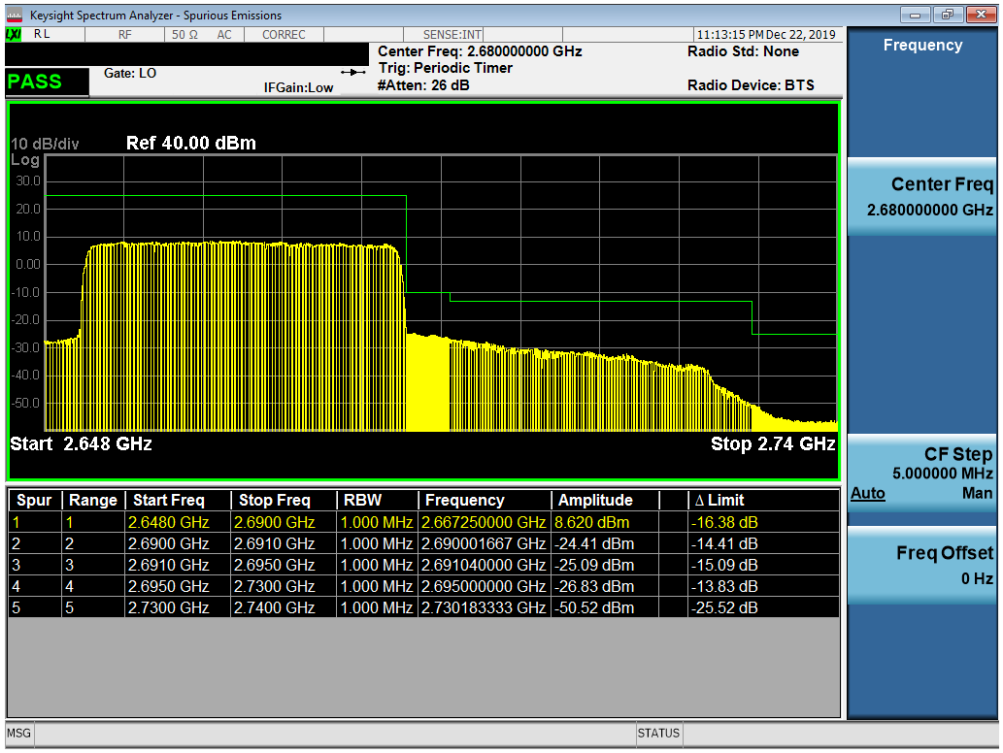

Plot 7-712. Upper ACP Plot (n41 (PC2) - 40MHz DFT-s-OFDM-QPSK - Full RB Configuration)

© 2020 PCTEST
All rights reserved. Unless otherwise specified, no part of this report may be reproduced or utilized in any part, form or by any means, electronic or mechanical, including photocopying and microfilm, without permission in writing from PCTEST. If you have any questions about this international copyright or have an enquiry about obtaining additional rights to this report or assembly of contents thereof, please contact INFO@PCTEST.COM.

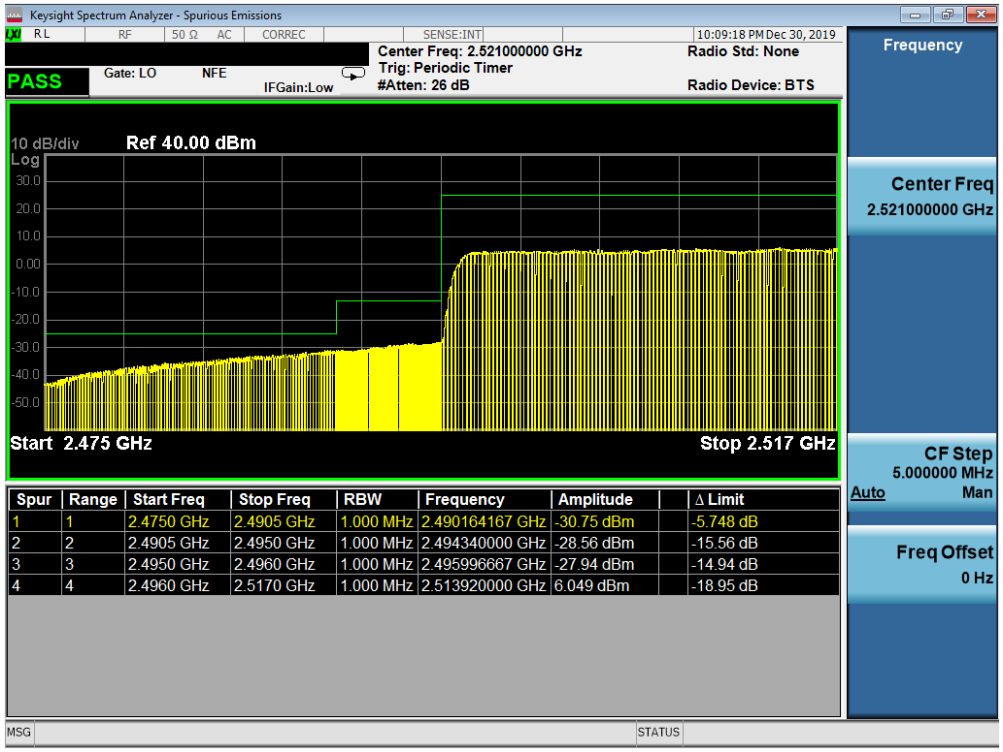

Spur	Range	Start Freq	Stop Freq	RBW	Frequency	Amplitude	Δ Limit
1	1	2.4750 GHz	2.4905 GHz	1.000 MHz	2.490164167 GHz	-30.75 dBm	-5.748 dB
2	2	2.4905 GHz	2.4950 GHz	1.000 MHz	2.494340000 GHz	-28.56 dBm	-15.56 dB
3	3	2.4950 GHz	2.4960 GHz	1.000 MHz	2.495996667 GHz	-27.94 dBm	-14.94 dB
4	4	2.4960 GHz	2.5170 GHz	1.000 MHz	2.513920000 GHz	6.049 dBm	-18.95 dB

Plot 7-713. Lower ACP Plot at 2496 MHz (n41 (PC2) - 50MHz DFT-s-OFDM-QPSK - Full RB Configuration)

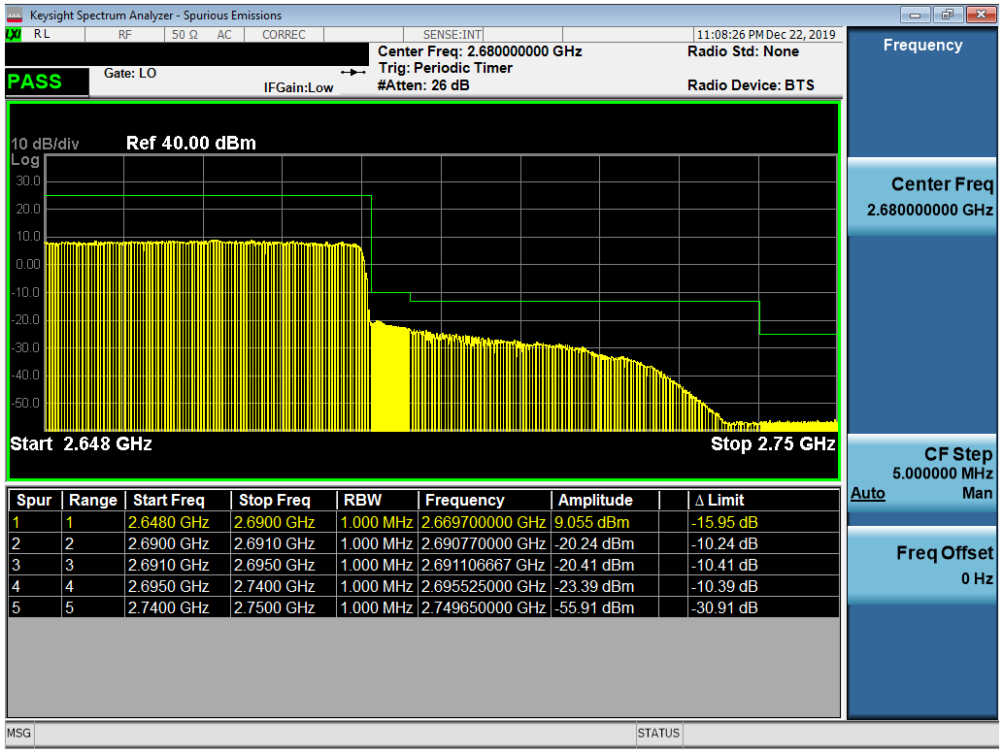

Spur	Range	Start Freq	Stop Freq	RBW	Frequency	Amplitude	Δ Limit
1	1	2.6480 GHz	2.6900 GHz	1.000 MHz	2.669700000 GHz	9.055 dBm	-15.95 dB
2	2	2.6900 GHz	2.6910 GHz	1.000 MHz	2.690770000 GHz	-20.24 dBm	-10.24 dB
3	3	2.6910 GHz	2.6950 GHz	1.000 MHz	2.691106667 GHz	-20.41 dBm	-10.41 dB
4	4	2.6950 GHz	2.7400 GHz	1.000 MHz	2.695525000 GHz	-23.39 dBm	-10.39 dB
5	5	2.7400 GHz	2.7500 GHz	1.000 MHz	2.749650000 GHz	-55.91 dBm	-30.91 dB

Plot 7-714. Upper ACP Plot (n41 (PC2) - 50MHz DFT-s-OFDM-QPSK - Full RB Configuration)

© 2020 PCTEST V 9.0 02/01/2019
All rights reserved. Unless otherwise specified, no part of this report may be reproduced or utilized in any part, form or by any means, electronic or mechanical, including photocopying and microfilm, without permission in writing from PCTEST. If you have any questions about this international copyright or have an enquiry about obtaining additional rights to this report or assembly of contents thereof, please contact INFO@PCTEST.COM.

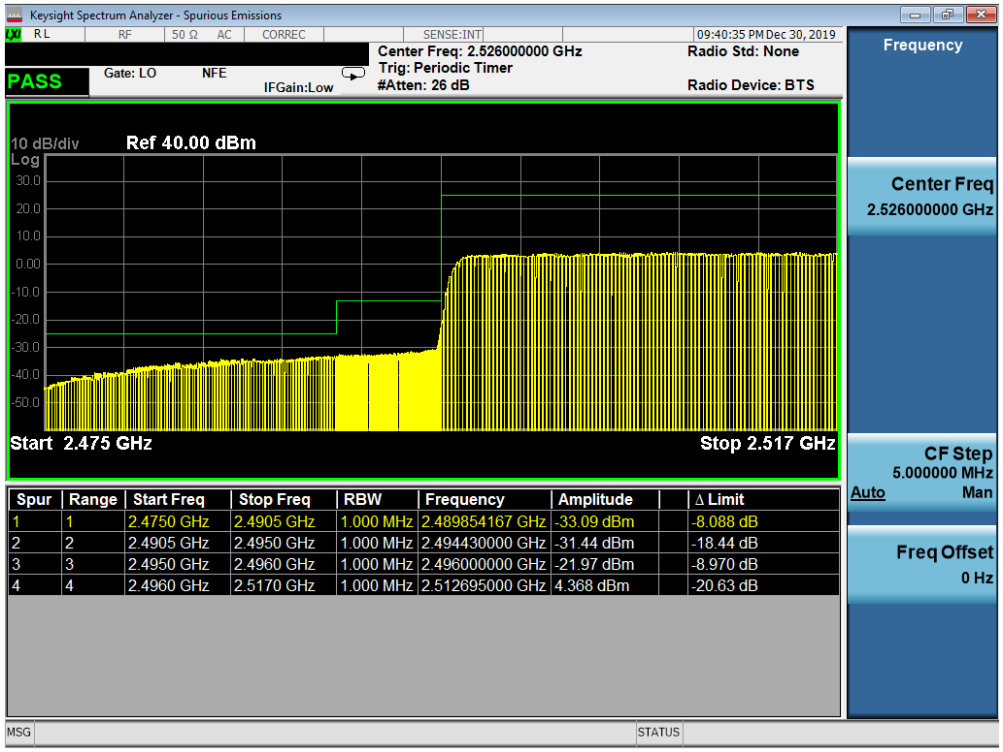

Spur	Range	Start Freq	Stop Freq	RBW	Frequency	Amplitude	Δ Limit
1	1	2.4750 GHz	2.4905 GHz	1.000 MHz	2.489854167 GHz	-33.09 dBm	-8.088 dB
2	2	2.4905 GHz	2.4950 GHz	1.000 MHz	2.494430000 GHz	-31.44 dBm	-18.44 dB
3	3	2.4950 GHz	2.4960 GHz	1.000 MHz	2.496000000 GHz	-21.97 dBm	-8.970 dB
4	4	2.4960 GHz	2.5170 GHz	1.000 MHz	2.512695000 GHz	4.368 dBm	-20.63 dB

Plot 7-715. Lower ACP Plot at 2496 MHz (n41 (PC2) - 60MHz DFT-s-OFDM-QPSK - Full RB Configuration)

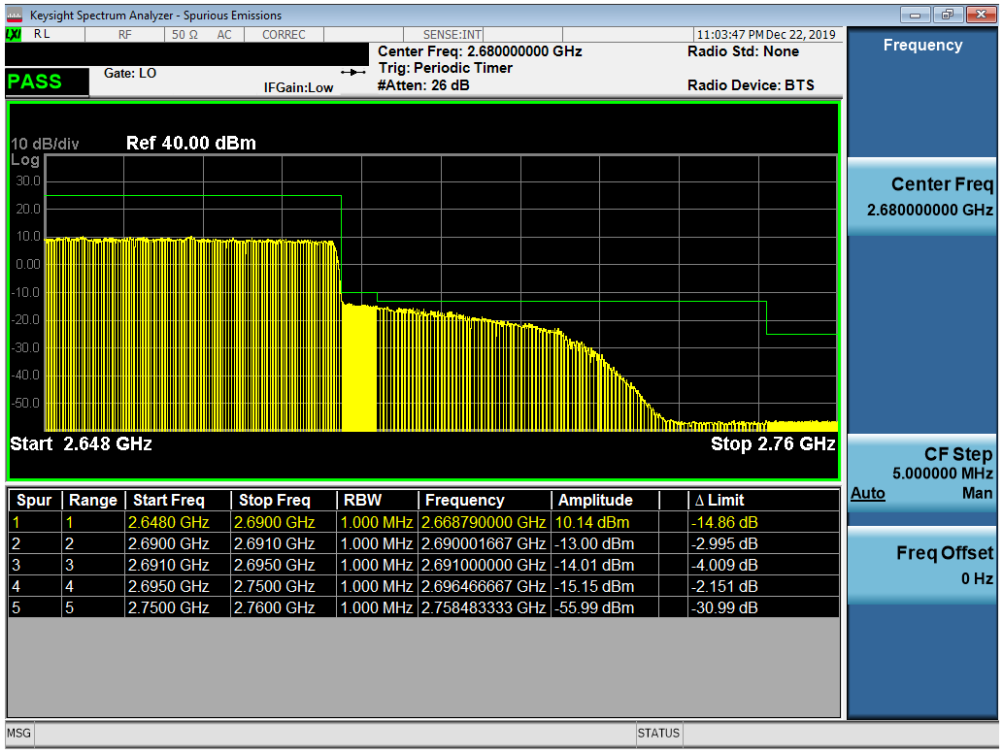

Spur	Range	Start Freq	Stop Freq	RBW	Frequency	Amplitude	Δ Limit
1	1	2.6480 GHz	2.6900 GHz	1.000 MHz	2.668790000 GHz	10.14 dBm	-14.86 dB
2	2	2.6900 GHz	2.6910 GHz	1.000 MHz	2.690001667 GHz	-13.00 dBm	-2.995 dB
3	3	2.6910 GHz	2.6950 GHz	1.000 MHz	2.691000000 GHz	-14.01 dBm	-4.009 dB
4	4	2.6950 GHz	2.7500 GHz	1.000 MHz	2.696466667 GHz	-15.15 dBm	-2.151 dB
5	5	2.7500 GHz	2.7600 GHz	1.000 MHz	2.758483333 GHz	-55.99 dBm	-30.99 dB

Plot 7-716. Upper ACP Plot (n41 (PC2) - 60MHz DFT-s-OFDM-QPSK - Full RB Configuration)

© 2020 PCTEST V 9.0 02/01/2019
All rights reserved. Unless otherwise specified, no part of this report may be reproduced or utilized in any part, form or by any means, electronic or mechanical, including photocopying and microfilm, without permission in writing from PCTEST. If you have any questions about this international copyright or have an enquiry about obtaining additional rights to this report or assembly of contents thereof, please contact INFO@PCTEST.COM.

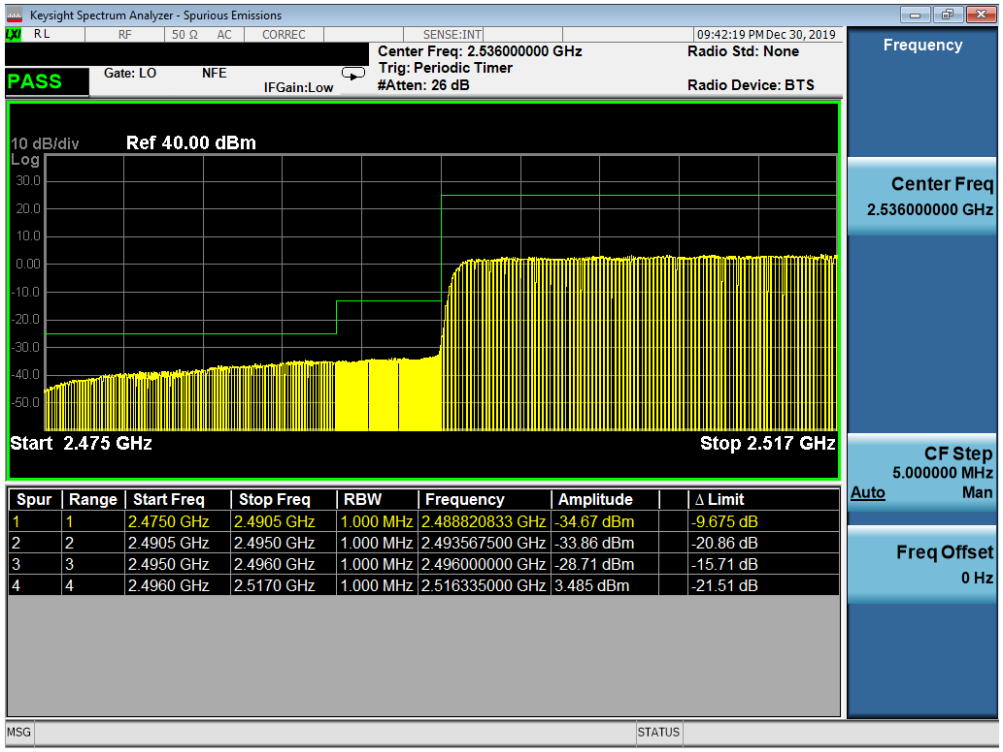

Plot 7-717. Lower ACP Plot at 2496 MHz (n41 (PC2) - 80MHz DFT-s-OFDM-QPSK - Full RB Configuration)

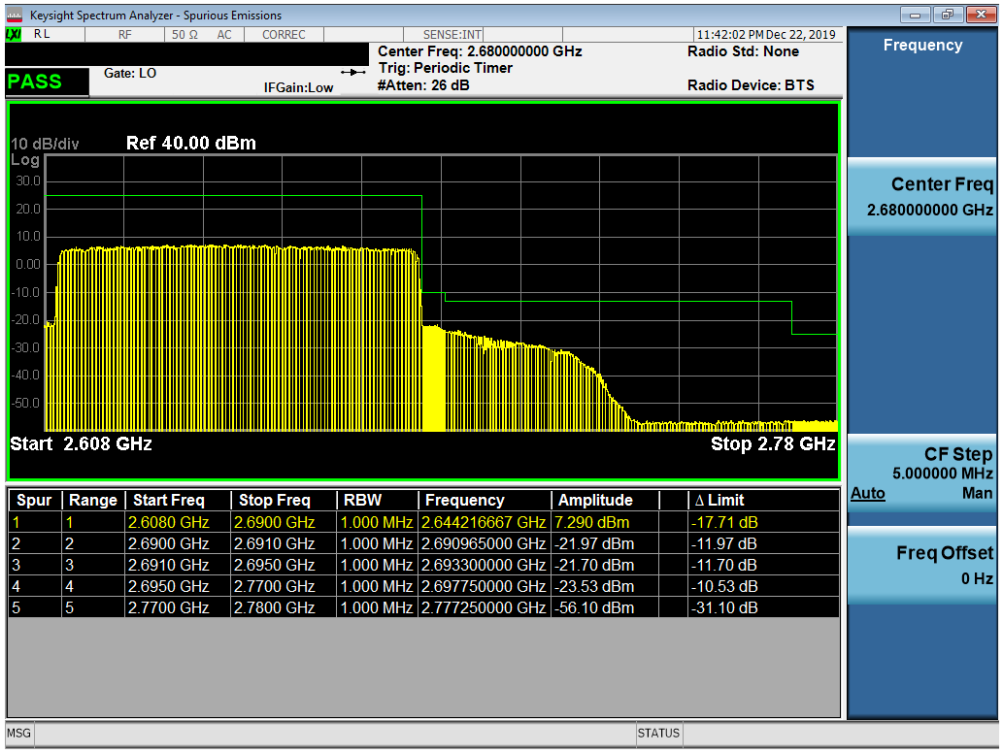

Plot 7-718. Upper ACP Plot (n41 (PC2) - 80MHz DFT-s-OFDM-QPSK - Full RB Configuration)

© 2020 PCTEST
All rights reserved. Unless otherwise specified, no part of this report may be reproduced or utilized in any part, form or by any means, electronic or mechanical, including photocopying and microfilm, without permission in writing from PCTEST. If you have any questions about this international copyright or have an enquiry about obtaining additional rights to this report or assembly of contents thereof, please contact INFO@PCTEST.COM.

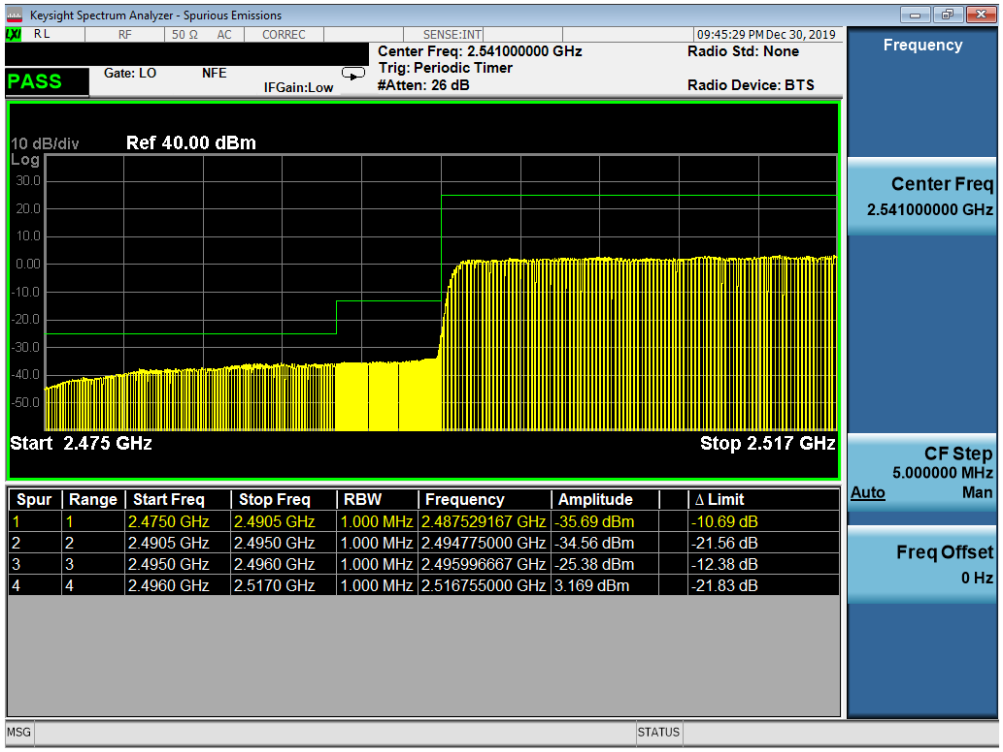

Spur	Range	Start Freq	Stop Freq	RBW	Frequency	Amplitude	Δ Limit
1	1	2.4750 GHz	2.4905 GHz	1.000 MHz	2.487529167 GHz	-35.69 dBm	-10.69 dB
2	2	2.4905 GHz	2.4950 GHz	1.000 MHz	2.494775000 GHz	-34.56 dBm	-21.56 dB
3	3	2.4950 GHz	2.4960 GHz	1.000 MHz	2.495996667 GHz	-25.38 dBm	-12.38 dB
4	4	2.4960 GHz	2.5170 GHz	1.000 MHz	2.516755000 GHz	3.169 dBm	-21.83 dB

Plot 7-719. Lower ACP Plot at 2496 MHz (n41 (PC2) - 90MHz DFT-s-OFDM-QPSK - Full RB Configuration)

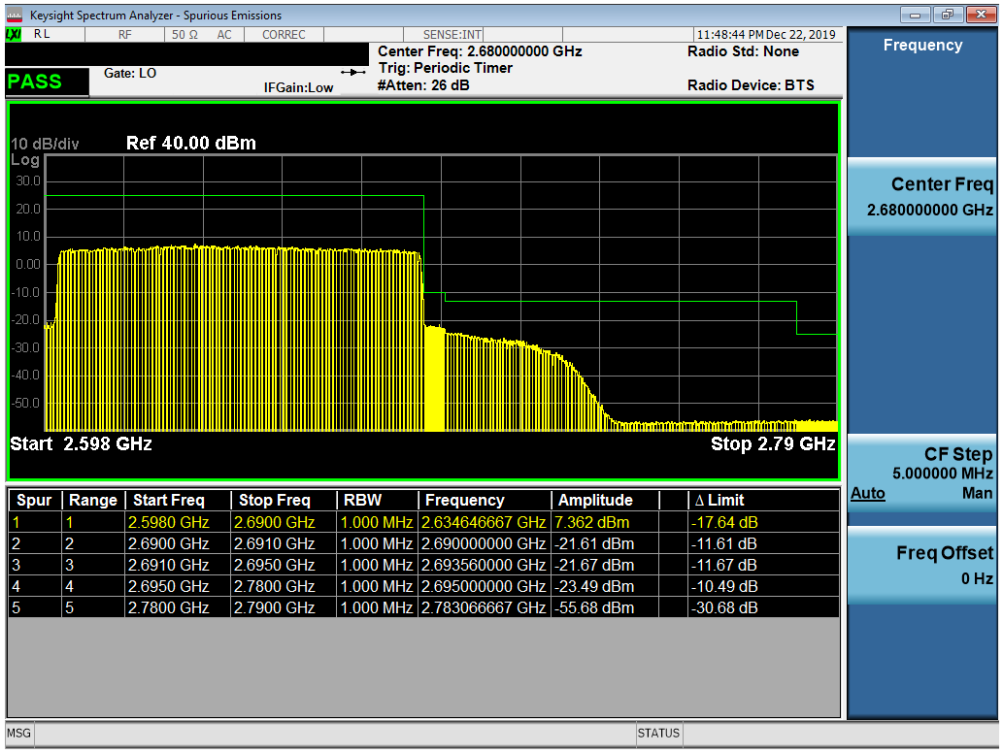

Spur	Range	Start Freq	Stop Freq	RBW	Frequency	Amplitude	Δ Limit
1	1	2.5980 GHz	2.6900 GHz	1.000 MHz	2.634646667 GHz	7.362 dBm	-17.64 dB
2	2	2.6900 GHz	2.6910 GHz	1.000 MHz	2.690000000 GHz	-21.61 dBm	-11.61 dB
3	3	2.6910 GHz	2.6950 GHz	1.000 MHz	2.693560000 GHz	-21.67 dBm	-11.67 dB
4	4	2.6950 GHz	2.7800 GHz	1.000 MHz	2.695000000 GHz	-23.49 dBm	-10.49 dB
5	5	2.7800 GHz	2.7900 GHz	1.000 MHz	2.783066667 GHz	-55.68 dBm	-30.68 dB

Plot 7-720. Upper ACP Plot (n41 (PC2) - 90MHz DFT-s-OFDM-QPSK - Full RB Configuration)

© 2020 PCTEST V 9.0 02/01/2019
All rights reserved. Unless otherwise specified, no part of this report may be reproduced or utilized in any part, form or by any means, electronic or mechanical, including photocopying and microfilm, without permission in writing from PCTEST. If you have any questions about this international copyright or have an enquiry about obtaining additional rights to this report or assembly of contents thereof, please contact INFO@PCTEST.COM.

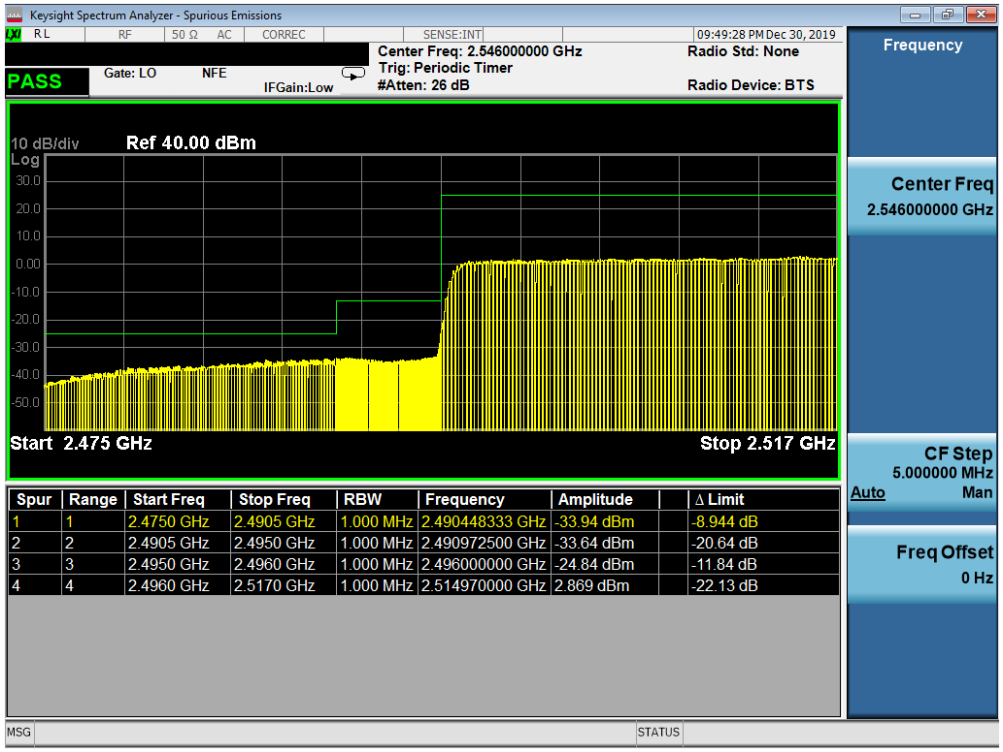

Spur	Range	Start Freq	Stop Freq	RBW	Frequency	Amplitude	Δ Limit
1	1	2.4750 GHz	2.4905 GHz	1.000 MHz	2.490448333 GHz	-33.94 dBm	-8.944 dB
2	2	2.4905 GHz	2.4950 GHz	1.000 MHz	2.490972500 GHz	-33.64 dBm	-20.64 dB
3	3	2.4950 GHz	2.4960 GHz	1.000 MHz	2.496000000 GHz	-24.84 dBm	-11.84 dB
4	4	2.4960 GHz	2.5170 GHz	1.000 MHz	2.514970000 GHz	2.869 dBm	-22.13 dB

Plot 7-721. Lower ACP Plot at 2496 MHz (n41 (PC2) - 100MHz DFT-s-OFDM-QPSK - Full RB Configuration)

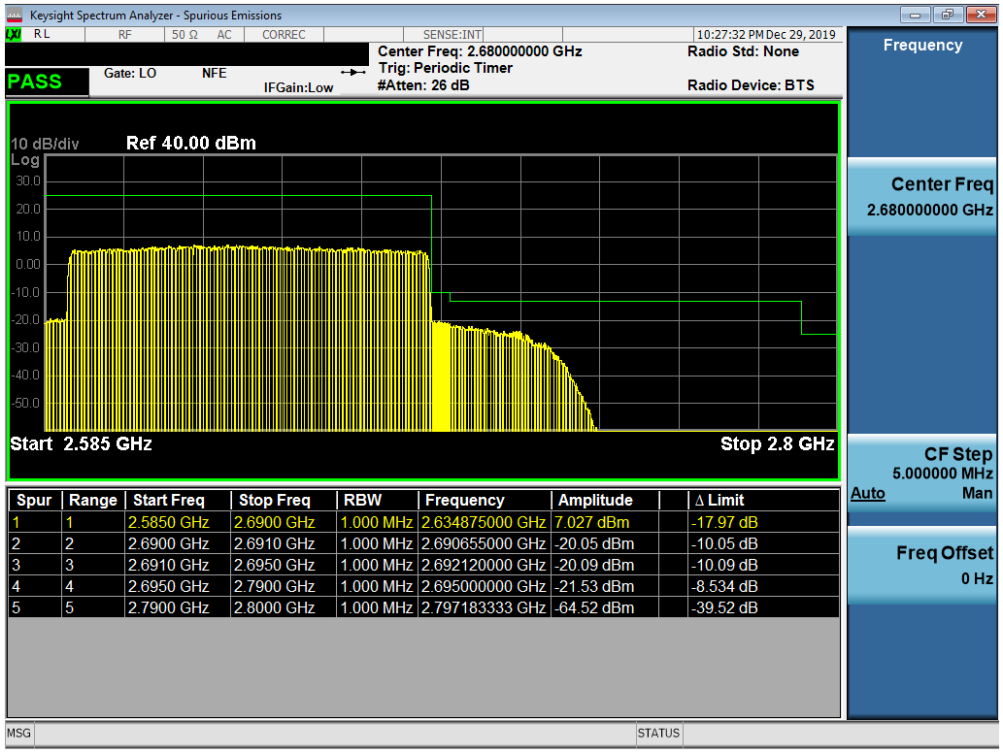

Spur	Range	Start Freq	Stop Freq	RBW	Frequency	Amplitude	Δ Limit
1	1	2.5850 GHz	2.6900 GHz	1.000 MHz	2.634875000 GHz	7.027 dBm	-17.97 dB
2	2	2.6900 GHz	2.6910 GHz	1.000 MHz	2.690655000 GHz	-20.05 dBm	-10.05 dB
3	3	2.6910 GHz	2.6950 GHz	1.000 MHz	2.692120000 GHz	-20.09 dBm	-10.09 dB
4	4	2.6950 GHz	2.7900 GHz	1.000 MHz	2.695000000 GHz	-21.53 dBm	-8.534 dB
5	5	2.7900 GHz	2.8000 GHz	1.000 MHz	2.797183333 GHz	-64.52 dBm	-39.52 dB

Plot 7-722. Upper ACP Plot (n41 (PC2) - 100MHz DFT-s-OFDM-QPSK - Full RB Configuration)

© 2020 PCTEST V 9.0 02/01/2019
All rights reserved. Unless otherwise specified, no part of this report may be reproduced or utilized in any part, form or by any means, electronic or mechanical, including photocopying and microfilm, without permission in writing from PCTEST. If you have any questions about this international copyright or have an enquiry about obtaining additional rights to this report or assembly of contents thereof, please contact INFO@PCTEST.COM.

Band n41 (PC3)

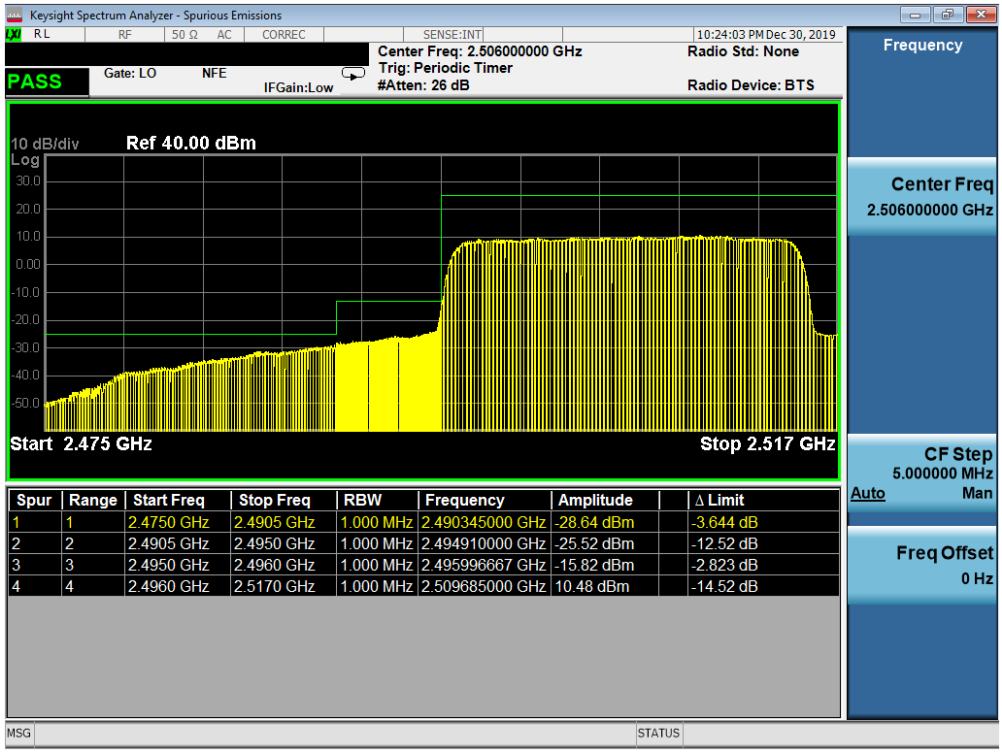

Spur	Range	Start Freq	Stop Freq	RBW	Frequency	Amplitude	Δ Limit
1	1	2.4750 GHz	2.4905 GHz	1.000 MHz	2.490345000 GHz	-28.64 dBm	-3.644 dB
2	2	2.4905 GHz	2.4950 GHz	1.000 MHz	2.494910000 GHz	-25.52 dBm	-12.52 dB
3	3	2.4950 GHz	2.4960 GHz	1.000 MHz	2.495996667 GHz	-15.82 dBm	-2.823 dB
4	4	2.4960 GHz	2.5170 GHz	1.000 MHz	2.509685000 GHz	10.48 dBm	-14.52 dB

Plot 7-723. Lower ACP Plot at 2496 MHz (n41 (PC3) - 20MHz DFT-s-OFDM-QPSK - Full RB Configuration)

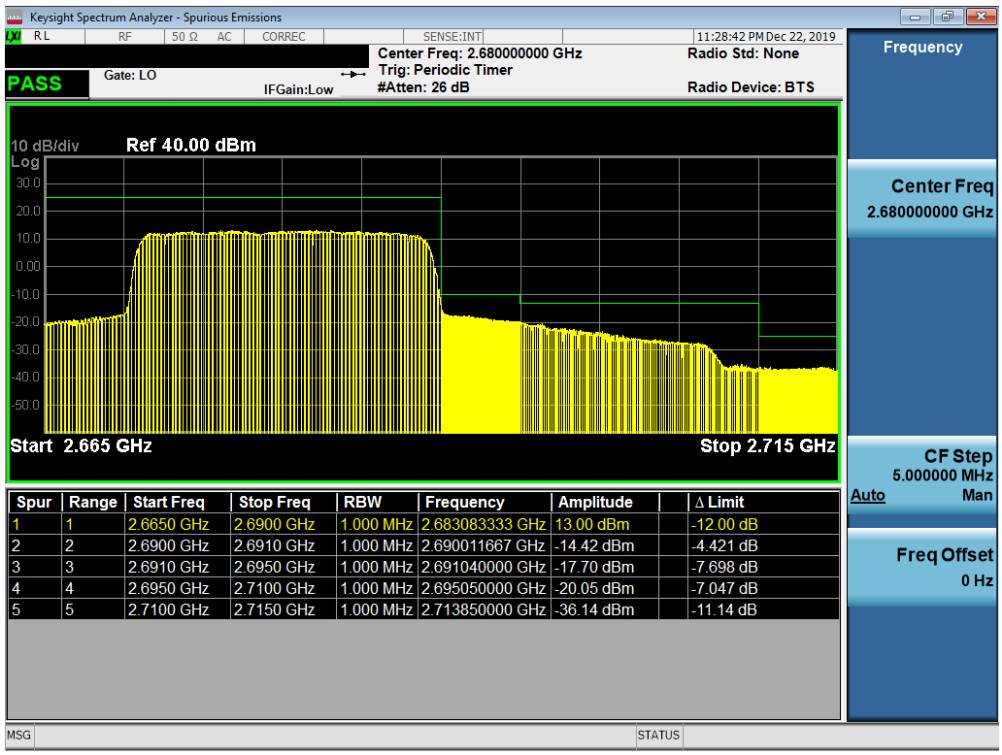

Spur	Range	Start Freq	Stop Freq	RBW	Frequency	Amplitude	Δ Limit
1	1	2.6650 GHz	2.6900 GHz	1.000 MHz	2.683083333 GHz	13.00 dBm	-12.00 dB
2	2	2.6900 GHz	2.6910 GHz	1.000 MHz	2.690011667 GHz	-14.42 dBm	-4.421 dB
3	3	2.6910 GHz	2.6950 GHz	1.000 MHz	2.691040000 GHz	-17.70 dBm	-7.698 dB
4	4	2.6950 GHz	2.7100 GHz	1.000 MHz	2.695050000 GHz	-20.05 dBm	-7.047 dB
5	5	2.7100 GHz	2.7150 GHz	1.000 MHz	2.713850000 GHz	-36.14 dBm	-11.14 dB

Plot 7-724. Upper ACP Plot (n41 (PC3) - 20MHz DFT-s-OFDM-QPSK - Full RB Configuration)

© 2020 PCTEST V 9.0 02/01/2019
All rights reserved. Unless otherwise specified, no part of this report may be reproduced or utilized in any part, form or by any means, electronic or mechanical, including photocopying and microfilm, without permission in writing from PCTEST. If you have any questions about this international copyright or have an enquiry about obtaining additional rights to this report or assembly of contents thereof, please contact INFO@PCTEST.COM.

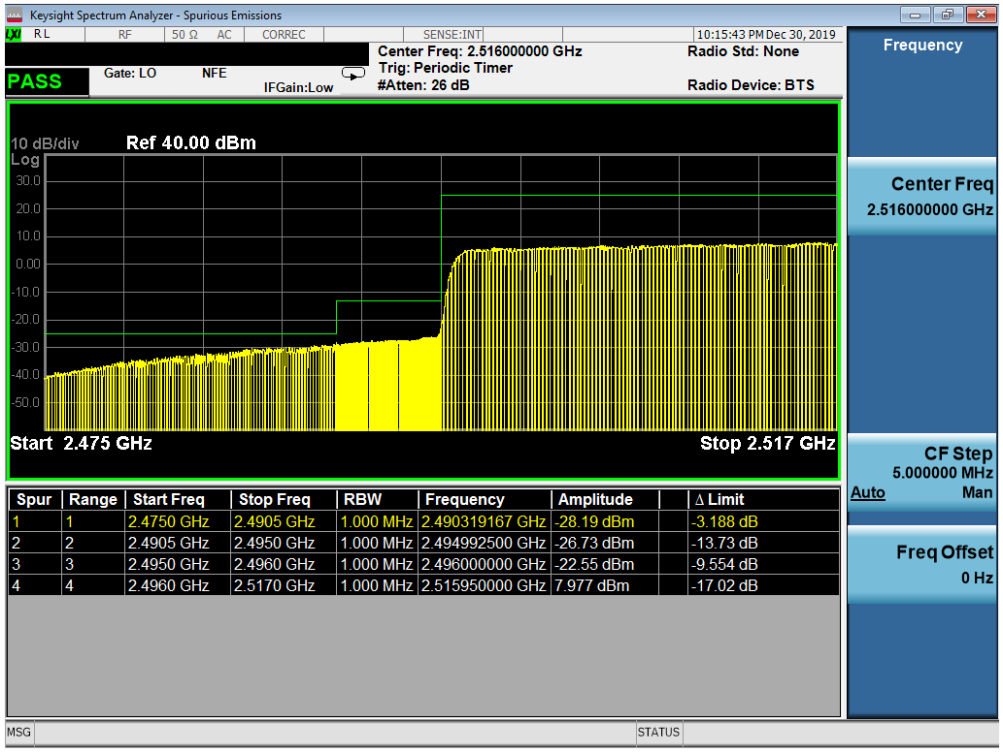

Spur	Range	Start Freq	Stop Freq	RBW	Frequency	Amplitude	Δ Limit
1	1	2.4750 GHz	2.4905 GHz	1.000 MHz	2.490319167 GHz	-28.19 dBm	-3.188 dB
2	2	2.4905 GHz	2.4950 GHz	1.000 MHz	2.494992500 GHz	-26.73 dBm	-13.73 dB
3	3	2.4950 GHz	2.4960 GHz	1.000 MHz	2.496000000 GHz	-22.55 dBm	-9.554 dB
4	4	2.4960 GHz	2.5170 GHz	1.000 MHz	2.515950000 GHz	7.977 dBm	-17.02 dB

Plot 7-725. Lower ACP Plot at 2496 MHz (n41 (PC3) - 40MHz DFT-s-OFDM-QPSK - Full RB Configuration)

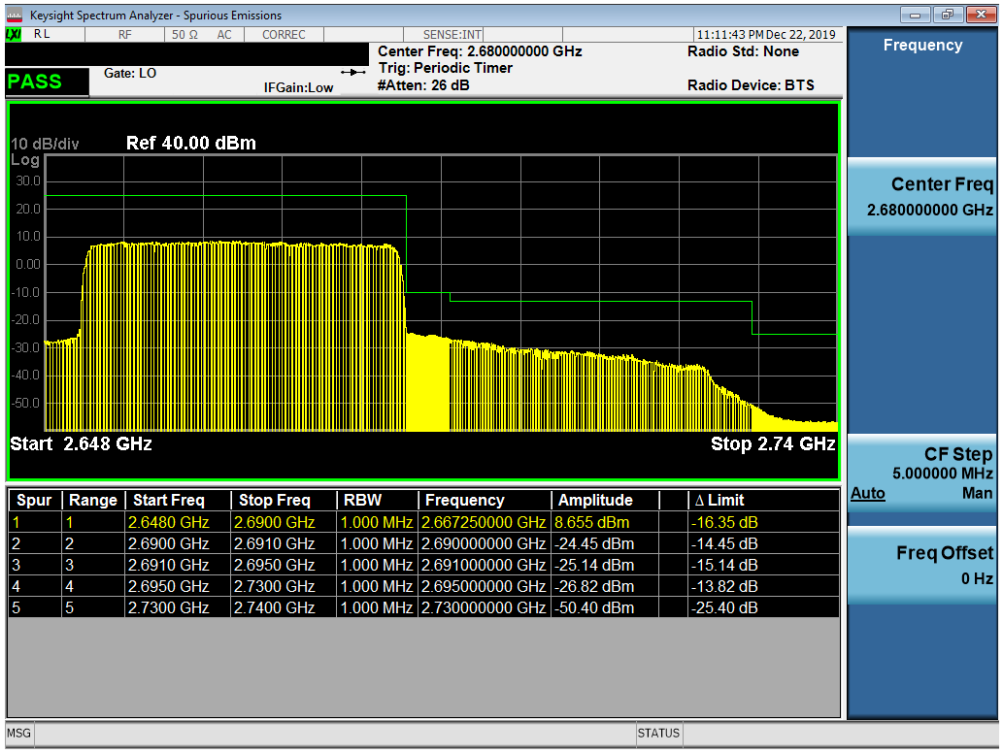

Spur	Range	Start Freq	Stop Freq	RBW	Frequency	Amplitude	Δ Limit
1	1	2.6480 GHz	2.6900 GHz	1.000 MHz	2.667250000 GHz	8.655 dBm	-16.35 dB
2	2	2.6900 GHz	2.6910 GHz	1.000 MHz	2.690000000 GHz	-24.45 dBm	-14.45 dB
3	3	2.6910 GHz	2.6950 GHz	1.000 MHz	2.691000000 GHz	-25.14 dBm	-15.14 dB
4	4	2.6950 GHz	2.7300 GHz	1.000 MHz	2.695000000 GHz	-26.82 dBm	-13.82 dB
5	5	2.7300 GHz	2.7400 GHz	1.000 MHz	2.730000000 GHz	-50.40 dBm	-25.40 dB

Plot 7-726. Upper ACP Plot (n41 (PC3) - 40MHz DFT-s-OFDM-QPSK - Full RB Configuration)

© 2020 PCTEST V 9.0 02/01/2019
All rights reserved. Unless otherwise specified, no part of this report may be reproduced or utilized in any part, form or by any means, electronic or mechanical, including photocopying and microfilm, without permission in writing from PCTEST. If you have any questions about this international copyright or have an enquiry about obtaining additional rights to this report or assembly of contents thereof, please contact INFO@PCTEST.COM.

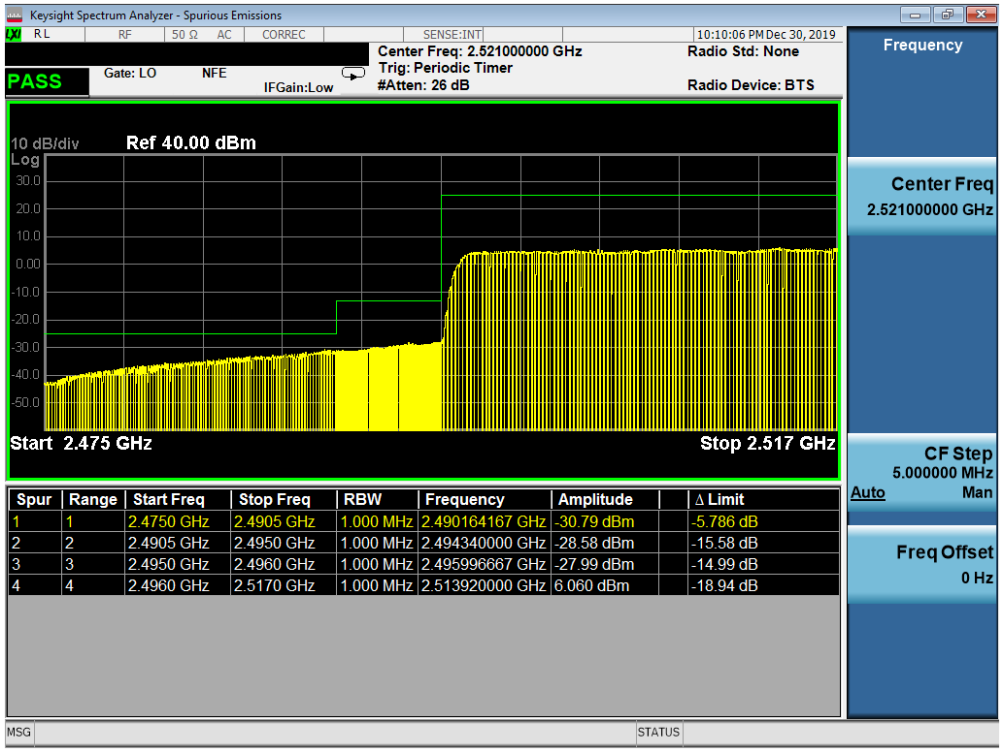

Spur	Range	Start Freq	Stop Freq	RBW	Frequency	Amplitude	Δ Limit
1	1	2.4750 GHz	2.4905 GHz	1.000 MHz	2.490164167 GHz	-30.79 dBm	-5.786 dB
2	2	2.4905 GHz	2.4950 GHz	1.000 MHz	2.494340000 GHz	-28.58 dBm	-15.58 dB
3	3	2.4950 GHz	2.4960 GHz	1.000 MHz	2.495996667 GHz	-27.99 dBm	-14.99 dB
4	4	2.4960 GHz	2.5170 GHz	1.000 MHz	2.513920000 GHz	6.060 dBm	-18.94 dB

Plot 7-727. Lower ACP Plot at 2496 MHz (n41 (PC3) - 50MHz DFT-s-OFDM-QPSK - Full RB Configuration)

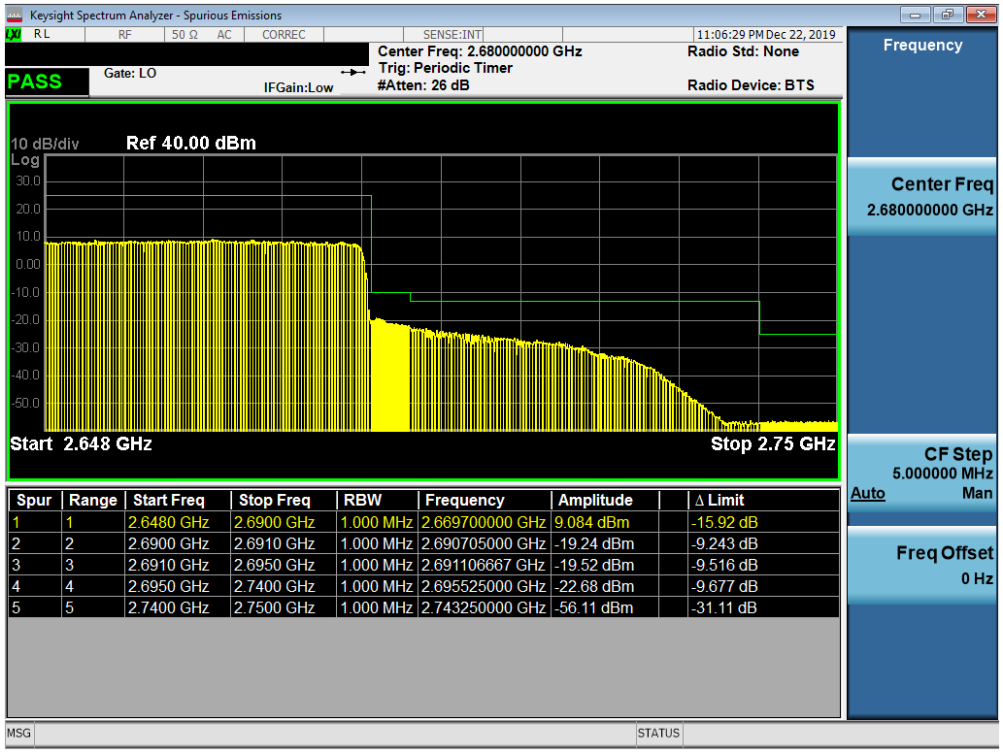

Spur	Range	Start Freq	Stop Freq	RBW	Frequency	Amplitude	Δ Limit
1	1	2.6480 GHz	2.6900 GHz	1.000 MHz	2.669700000 GHz	9.084 dBm	-15.92 dB
2	2	2.6900 GHz	2.6910 GHz	1.000 MHz	2.690705000 GHz	-19.24 dBm	-9.243 dB
3	3	2.6910 GHz	2.6950 GHz	1.000 MHz	2.691106667 GHz	-19.52 dBm	-9.516 dB
4	4	2.6950 GHz	2.7400 GHz	1.000 MHz	2.695525000 GHz	-22.68 dBm	-9.677 dB
5	5	2.7400 GHz	2.7500 GHz	1.000 MHz	2.743250000 GHz	-56.11 dBm	-31.11 dB

Plot 7-728. Upper ACP Plot (n41 (PC3) - 50MHz DFT-s-OFDM-QPSK - Full RB Configuration)

© 2020 PCTEST
All rights reserved. Unless otherwise specified, no part of this report may be reproduced or utilized in any part, form or by any means, electronic or mechanical, including photocopying and microfilm, without permission in writing from PCTEST. If you have any questions about this international copyright or have an enquiry about obtaining additional rights to this report or assembly of contents thereof, please contact INFO@PCTEST.COM.

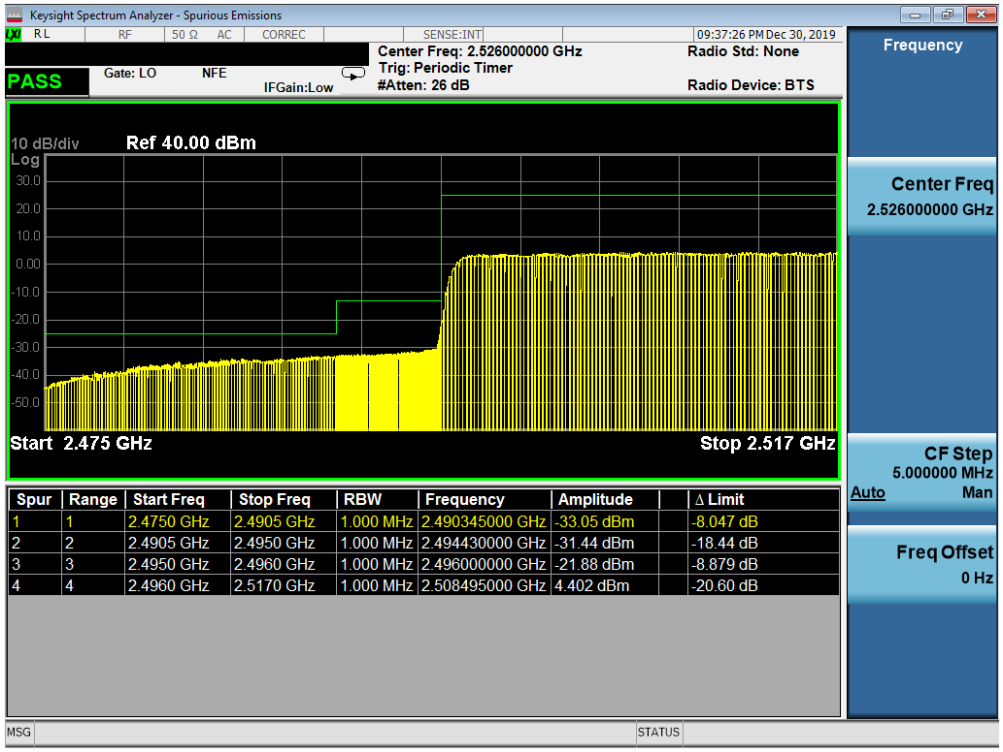

Spur	Range	Start Freq	Stop Freq	RBW	Frequency	Amplitude	Δ Limit
1	1	2.4750 GHz	2.4905 GHz	1.000 MHz	2.490345000 GHz	-33.05 dBm	-8.047 dB
2	2	2.4905 GHz	2.4950 GHz	1.000 MHz	2.494430000 GHz	-31.44 dBm	-18.44 dB
3	3	2.4950 GHz	2.4960 GHz	1.000 MHz	2.496000000 GHz	-21.88 dBm	-8.879 dB
4	4	2.4960 GHz	2.5170 GHz	1.000 MHz	2.508495000 GHz	4.402 dBm	-20.60 dB

Plot 7-729. Lower ACP Plot at 2496 MHz (n41 (PC3) - 60MHz DFT-s-OFDM-QPSK - Full RB Configuration)

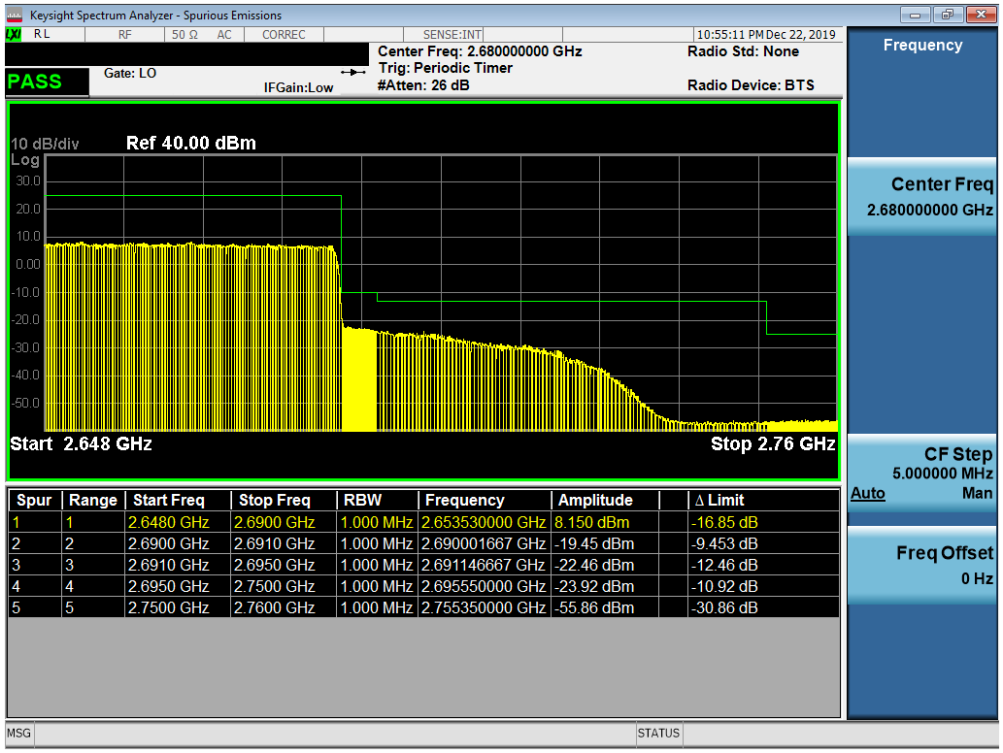

Spur	Range	Start Freq	Stop Freq	RBW	Frequency	Amplitude	Δ Limit
1	1	2.6480 GHz	2.6900 GHz	1.000 MHz	2.653530000 GHz	8.150 dBm	-16.85 dB
2	2	2.6900 GHz	2.6910 GHz	1.000 MHz	2.690001667 GHz	-19.45 dBm	-9.453 dB
3	3	2.6910 GHz	2.6950 GHz	1.000 MHz	2.691146667 GHz	-22.46 dBm	-12.46 dB
4	4	2.6950 GHz	2.7500 GHz	1.000 MHz	2.695550000 GHz	-23.92 dBm	-10.92 dB
5	5	2.7500 GHz	2.7600 GHz	1.000 MHz	2.755350000 GHz	-55.86 dBm	-30.86 dB

Plot 7-730. Upper ACP Plot (n41 (PC3) - 60MHz DFT-s-OFDM-QPSK - Full RB Configuration)

© 2020 PCTEST V 9.0 02/01/2019
All rights reserved. Unless otherwise specified, no part of this report may be reproduced or utilized in any part, form or by any means, electronic or mechanical, including photocopying and microfilm, without permission in writing from PCTEST. If you have any questions about this international copyright or have an enquiry about obtaining additional rights to this report or assembly of contents thereof, please contact INFO@PCTEST.COM.

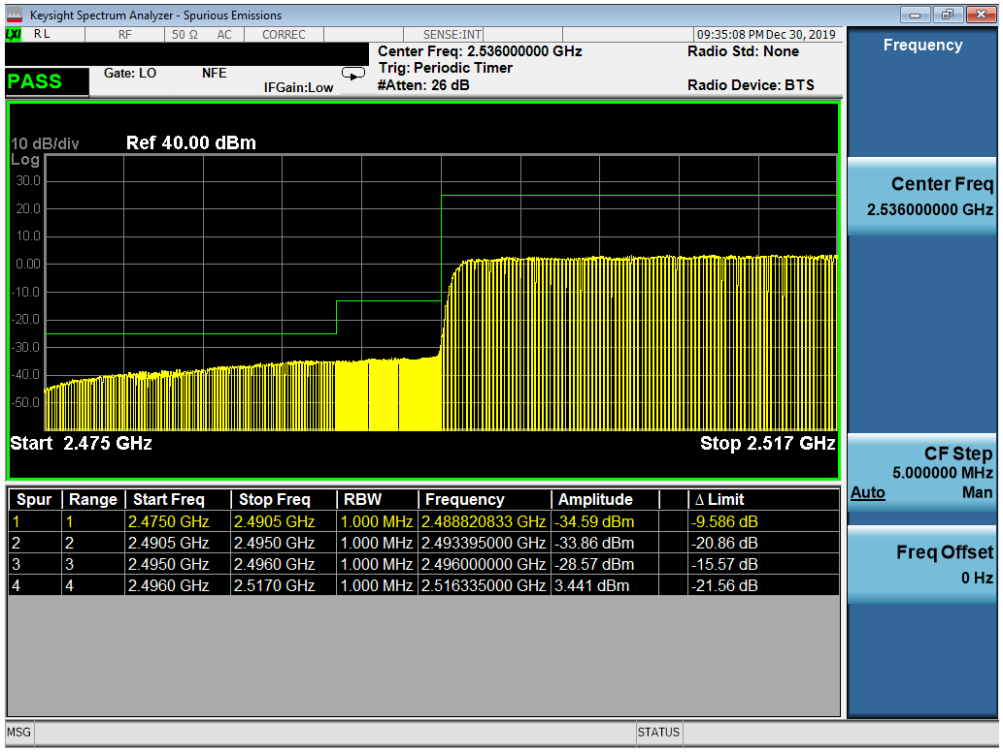

Spur	Range	Start Freq	Stop Freq	RBW	Frequency	Amplitude	Δ Limit
1	1	2.4750 GHz	2.4905 GHz	1.000 MHz	2.488820833 GHz	-34.59 dBm	-9.586 dB
2	2	2.4905 GHz	2.4950 GHz	1.000 MHz	2.493395000 GHz	-33.86 dBm	-20.86 dB
3	3	2.4950 GHz	2.4960 GHz	1.000 MHz	2.496000000 GHz	-28.57 dBm	-15.57 dB
4	4	2.4960 GHz	2.5170 GHz	1.000 MHz	2.516335000 GHz	3.441 dBm	-21.56 dB

Plot 7-731. Lower ACP Plot at 2496 MHz (n41 (PC3) - 80MHz DFT-s-OFDM-QPSK - Full RB Configuration)

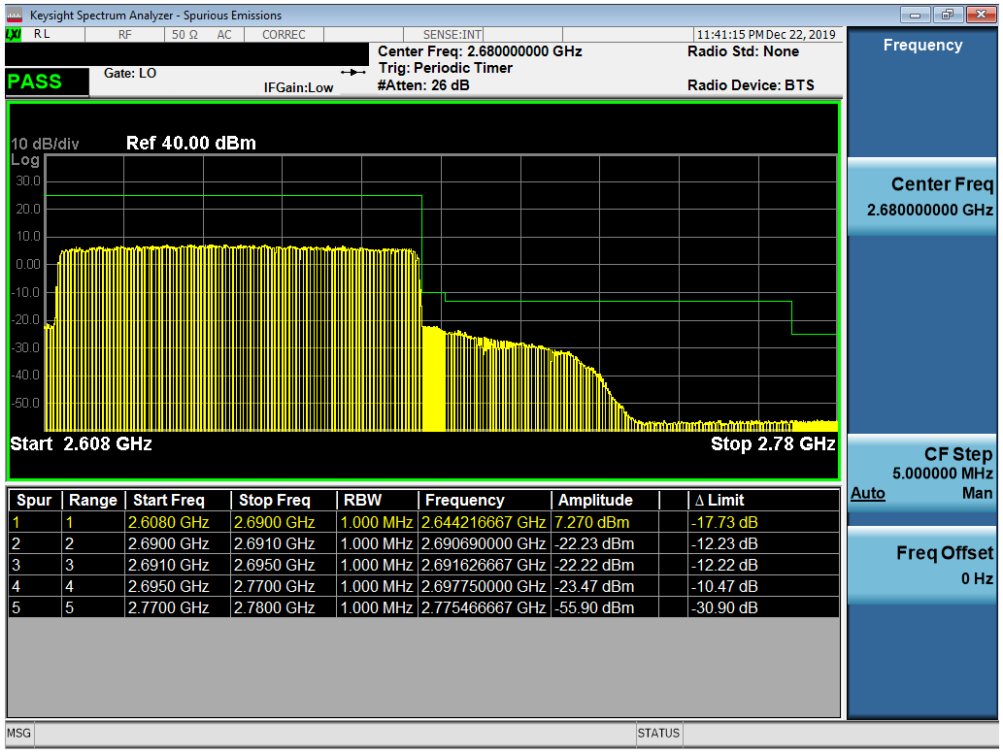

Spur	Range	Start Freq	Stop Freq	RBW	Frequency	Amplitude	Δ Limit
1	1	2.6080 GHz	2.6900 GHz	1.000 MHz	2.644216667 GHz	7.270 dBm	-17.73 dB
2	2	2.6900 GHz	2.6910 GHz	1.000 MHz	2.690690000 GHz	-22.23 dBm	-12.23 dB
3	3	2.6910 GHz	2.6950 GHz	1.000 MHz	2.691626667 GHz	-22.22 dBm	-12.22 dB
4	4	2.6950 GHz	2.7700 GHz	1.000 MHz	2.697750000 GHz	-23.47 dBm	-10.47 dB
5	5	2.7700 GHz	2.7800 GHz	1.000 MHz	2.775466667 GHz	-55.90 dBm	-30.90 dB

Plot 7-732. Upper ACP Plot (n41 (PC3) - 80MHz DFT-s-OFDM-QPSK - Full RB Configuration)

© 2020 PCTEST V 9.0 02/01/2019
All rights reserved. Unless otherwise specified, no part of this report may be reproduced or utilized in any part, form or by any means, electronic or mechanical, including photocopying and microfilm, without permission in writing from PCTEST. If you have any questions about this international copyright or have an enquiry about obtaining additional rights to this report or assembly of contents thereof, please contact INFO@PCTEST.COM.

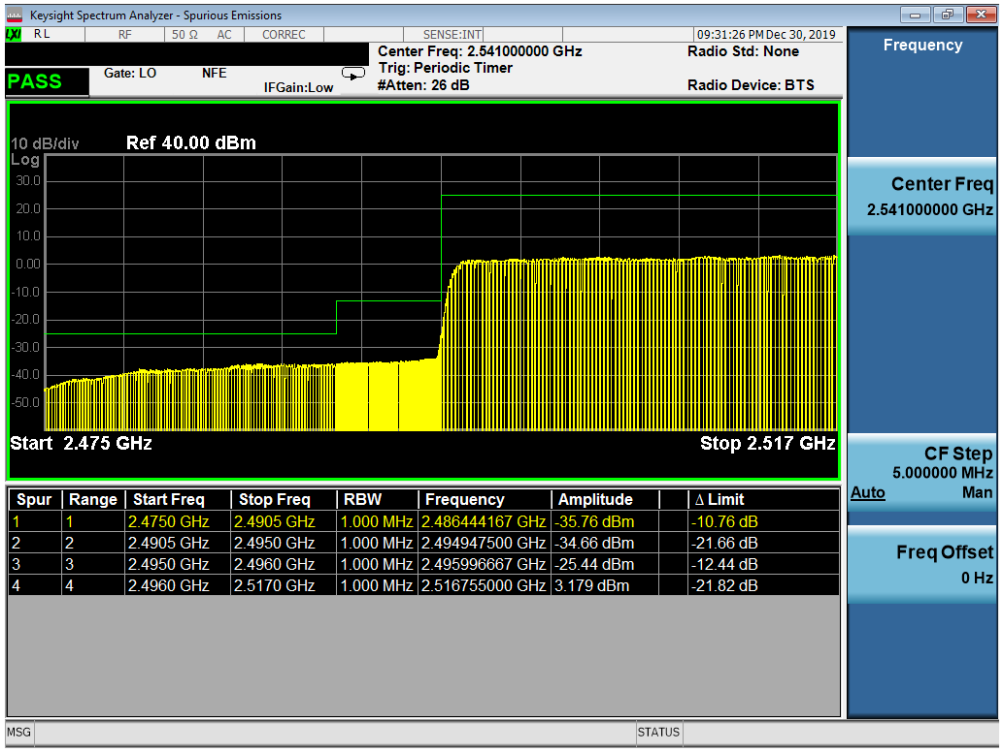

Spur	Range	Start Freq	Stop Freq	RBW	Frequency	Amplitude	Δ Limit
1	1	2.4750 GHz	2.4905 GHz	1.000 MHz	2.486444167 GHz	-35.76 dBm	-10.76 dB
2	2	2.4905 GHz	2.4950 GHz	1.000 MHz	2.494947500 GHz	-34.66 dBm	-21.66 dB
3	3	2.4950 GHz	2.4960 GHz	1.000 MHz	2.495996667 GHz	-25.44 dBm	-12.44 dB
4	4	2.4960 GHz	2.5170 GHz	1.000 MHz	2.516755000 GHz	3.179 dBm	-21.82 dB

Plot 7-733. Lower ACP Plot at 2496 MHz (n41 (PC3) - 90MHz DFT-s-OFDM-QPSK - Full RB Configuration)

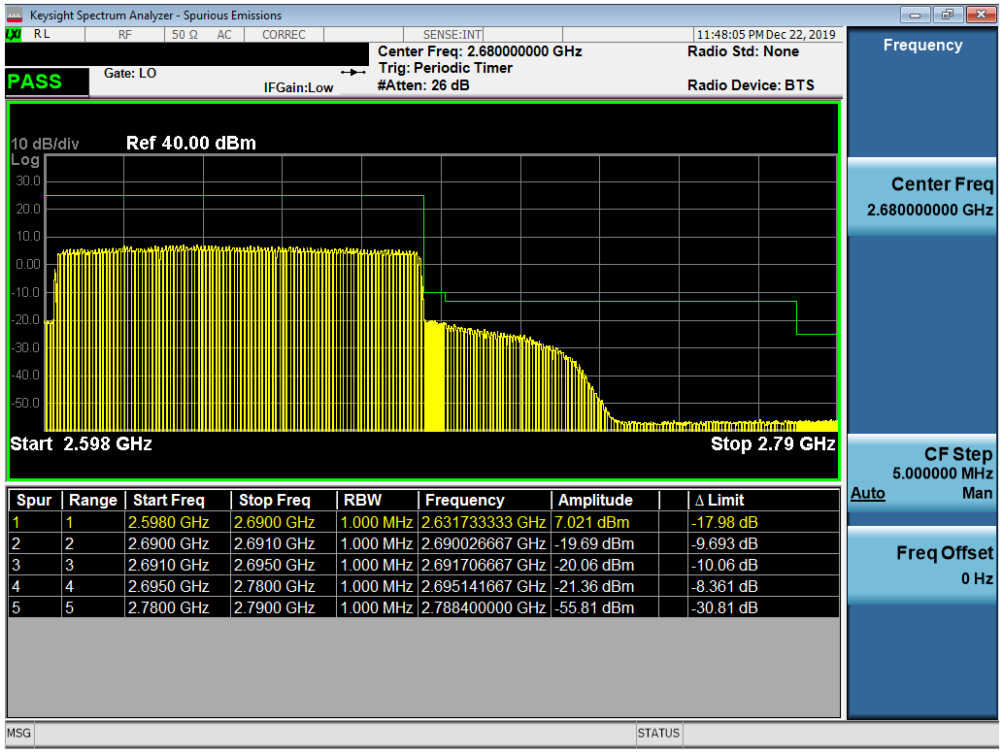

Spur	Range	Start Freq	Stop Freq	RBW	Frequency	Amplitude	Δ Limit
1	1	2.5980 GHz	2.6900 GHz	1.000 MHz	2.631733333 GHz	7.021 dBm	-17.98 dB
2	2	2.6900 GHz	2.6910 GHz	1.000 MHz	2.690026667 GHz	-19.69 dBm	-9.693 dB
3	3	2.6910 GHz	2.6950 GHz	1.000 MHz	2.691706667 GHz	-20.06 dBm	-10.06 dB
4	4	2.6950 GHz	2.7800 GHz	1.000 MHz	2.695141667 GHz	-21.36 dBm	-8.361 dB
5	5	2.7800 GHz	2.7900 GHz	1.000 MHz	2.788400000 GHz	-55.81 dBm	-30.81 dB

Plot 7-734. Upper ACP Plot (n41 (PC3) - 90MHz DFT-s-OFDM-QPSK - Full RB Configuration)

© 2020 PCTEST V 9.0 02/01/2019
All rights reserved. Unless otherwise specified, no part of this report may be reproduced or utilized in any part, form or by any means, electronic or mechanical, including photocopying and microfilm, without permission in writing from PCTEST. If you have any questions about this international copyright or have an enquiry about obtaining additional rights to this report or assembly of contents thereof, please contact INFO@PCTEST.COM.

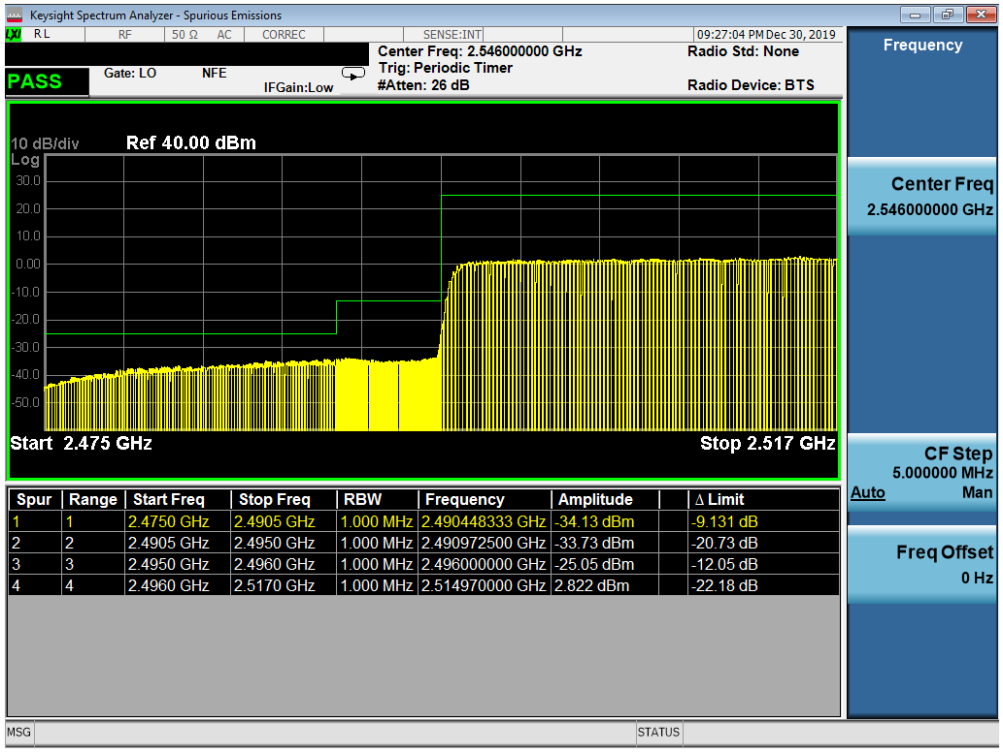

Spur	Range	Start Freq	Stop Freq	RBW	Frequency	Amplitude	Δ Limit
1	1	2.4750 GHz	2.4905 GHz	1.000 MHz	2.490448333 GHz	-34.13 dBm	-9.131 dB
2	2	2.4905 GHz	2.4950 GHz	1.000 MHz	2.490972500 GHz	-33.73 dBm	-20.73 dB
3	3	2.4950 GHz	2.4960 GHz	1.000 MHz	2.496000000 GHz	-25.05 dBm	-12.05 dB
4	4	2.4960 GHz	2.5170 GHz	1.000 MHz	2.514970000 GHz	2.822 dBm	-22.18 dB

Plot 7-735. Lower ACP Plot at 2496 MHz (n41 (PC3) - 100MHz DFT-s-OFDM-QPSK - Full RB Configuration)

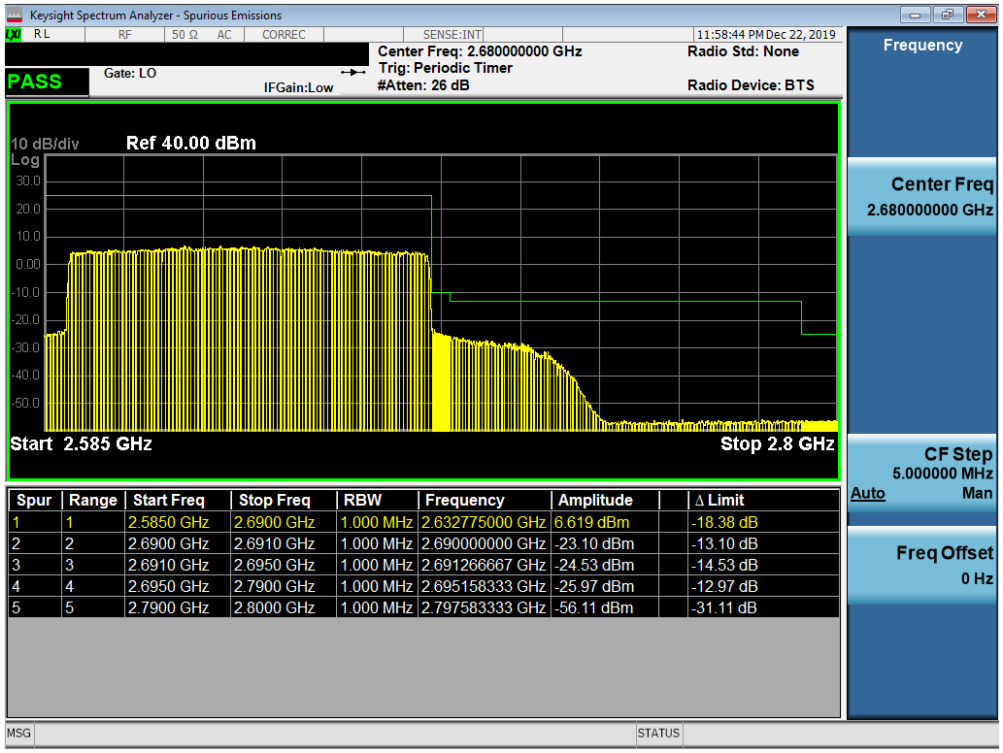

Spur	Range	Start Freq	Stop Freq	RBW	Frequency	Amplitude	Δ Limit
1	1	2.5850 GHz	2.6900 GHz	1.000 MHz	2.632775000 GHz	6.619 dBm	-18.38 dB
2	2	2.6900 GHz	2.6910 GHz	1.000 MHz	2.690000000 GHz	-23.10 dBm	-13.10 dB
3	3	2.6910 GHz	2.6950 GHz	1.000 MHz	2.691266667 GHz	-24.53 dBm	-14.53 dB
4	4	2.6950 GHz	2.7900 GHz	1.000 MHz	2.695158333 GHz	-25.97 dBm	-12.97 dB
5	5	2.7900 GHz	2.8000 GHz	1.000 MHz	2.797583333 GHz	-56.11 dBm	-31.11 dB

Plot 7-736. Upper ACP Plot (n41 (PC3) - 100MHz DFT-s-OFDM-QPSK - Full RB Configuration)

© 2020 PCTEST
All rights reserved. Unless otherwise specified, no part of this report may be reproduced or utilized in any part, form or by any means, electronic or mechanical, including photocopying and microfilm, without permission in writing from PCTEST. If you have any questions about this international copyright or have an enquiry about obtaining additional rights to this report or assembly of contents thereof, please contact INFO@PCTEST.COM.

Peak-to-Average Ratio

All SCS's and Waveforms (CP-OFDM vs DFT-s OFDM) were investigated to determine the worst case configuration. All modes of operation were investigated and the worst case configuration results are reported in this section.

NR Band n25/2

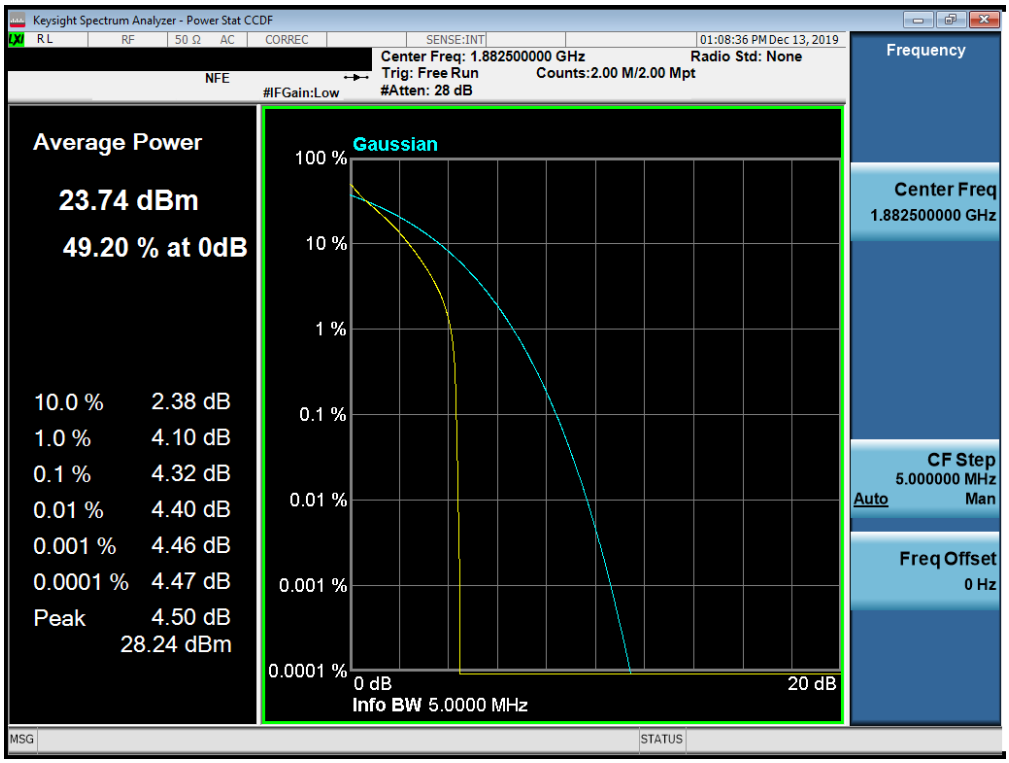

Plot 7-737. PAR Plot (Band n25/2 - 5.0MHz QPSK - Full RB Configuration)

© 2020 PCTEST V 9.0 02/01/2019

All rights reserved. Unless otherwise specified, no part of this report may be reproduced or utilized in any part, form or by any means, electronic or mechanical, including photocopying and microfilm, without permission in writing from PCTEST. If you have any questions about this international copyright or have an enquiry about obtaining additional rights to this report or assembly of contents thereof, please contact INFO@PCTEST.COM.

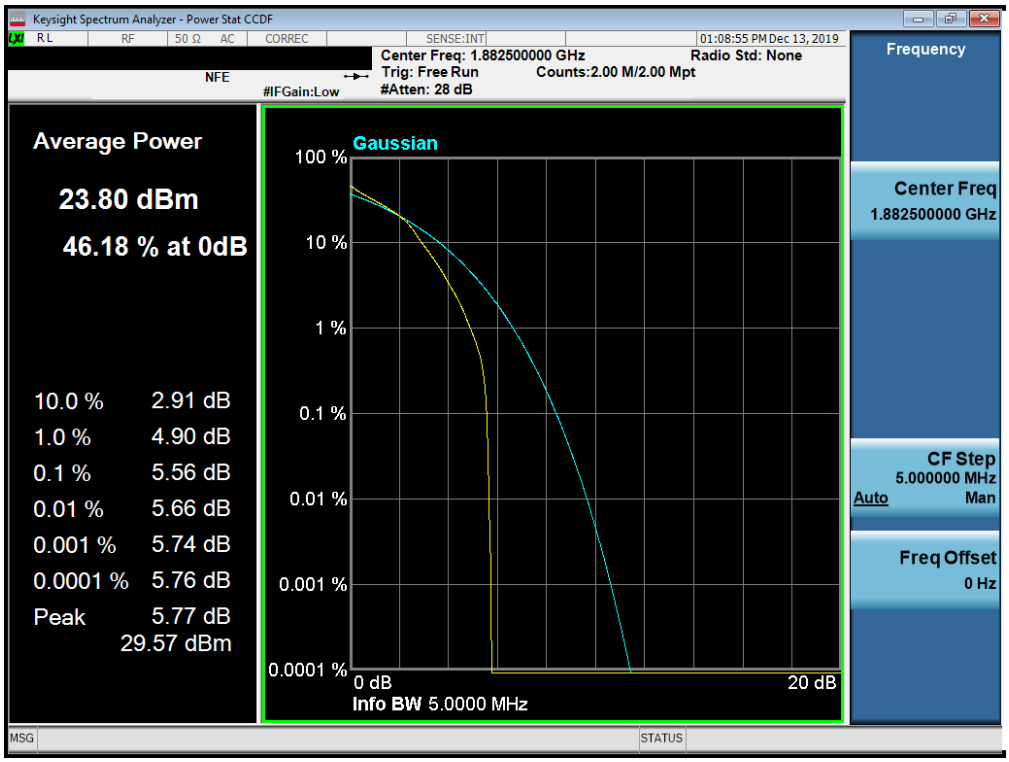

Plot 7-738. PAR Plot (Band n25/2 - 5.0MHz 16-QAM - Full RB Configuration)

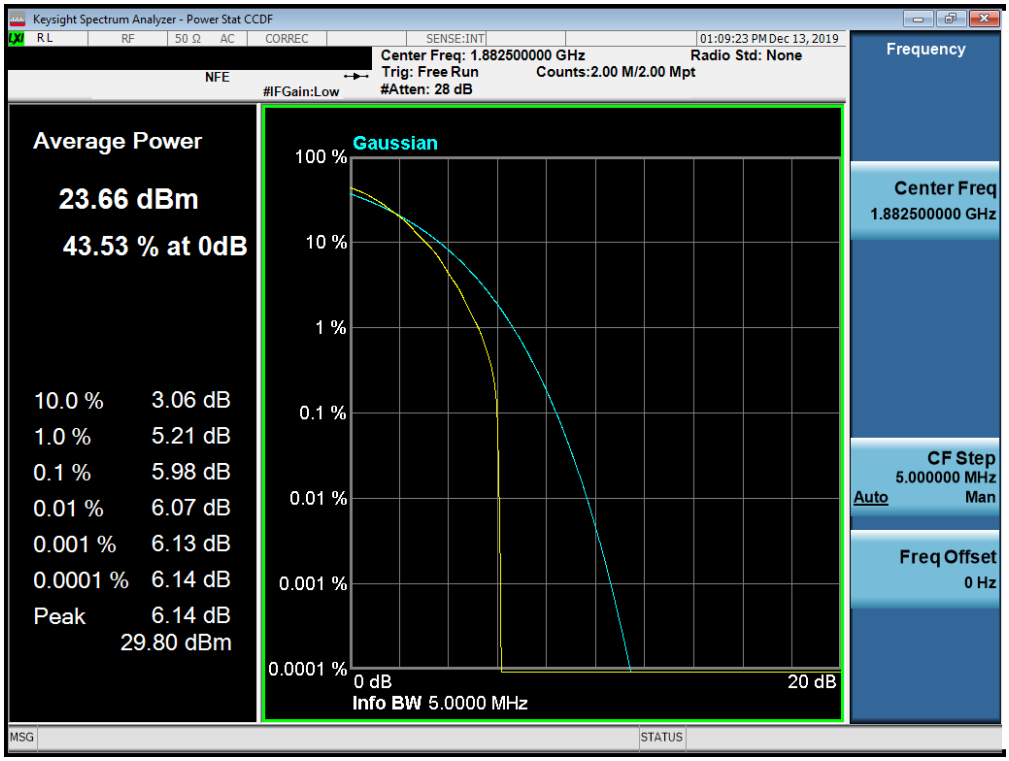

Plot 7-739. PAR Plot (Band n25/2 - 5.0MHz 64-QAM - Full RB Configuration)

© 2020 PCTEST
All rights reserved. Unless otherwise specified, no part of this report may be reproduced or utilized in any part, form or by any means, electronic or mechanical, including photocopying and microfilm, without permission in writing from PCTEST. If you have any questions about this international copyright or have an enquiry about obtaining additional rights to this report or assembly of contents thereof, please contact INFO@PCTEST.COM.

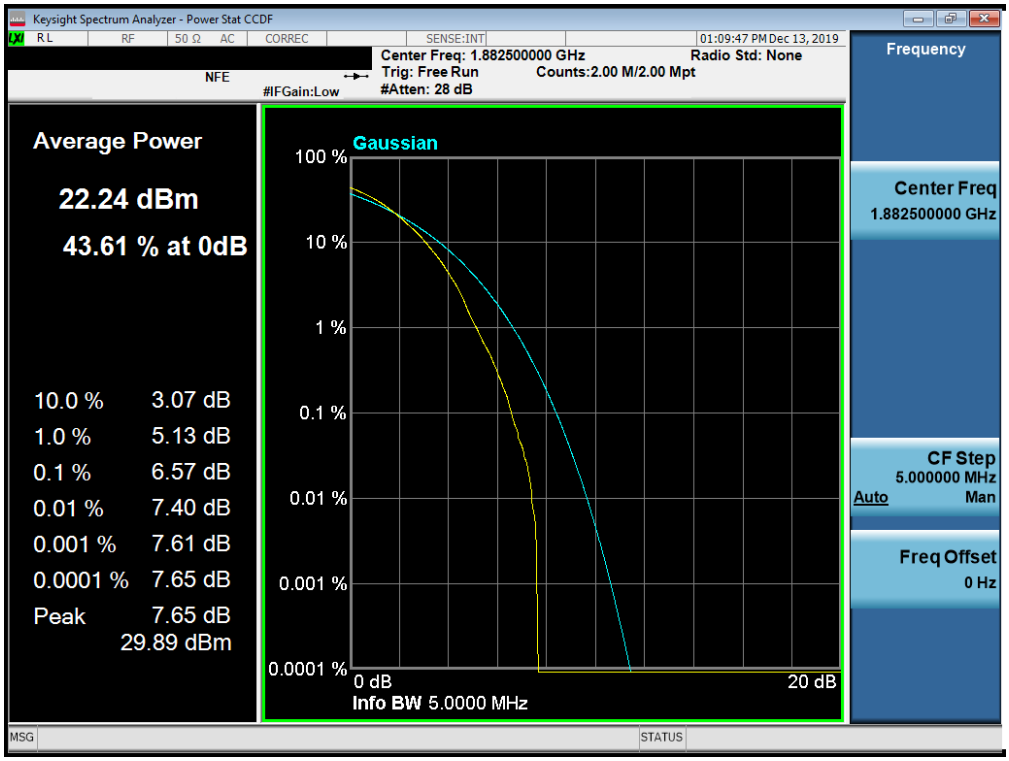

Plot 7-740. PAR Plot (Band n25/2 - 5.0MHz 256-QAM - Full RB Configuration)

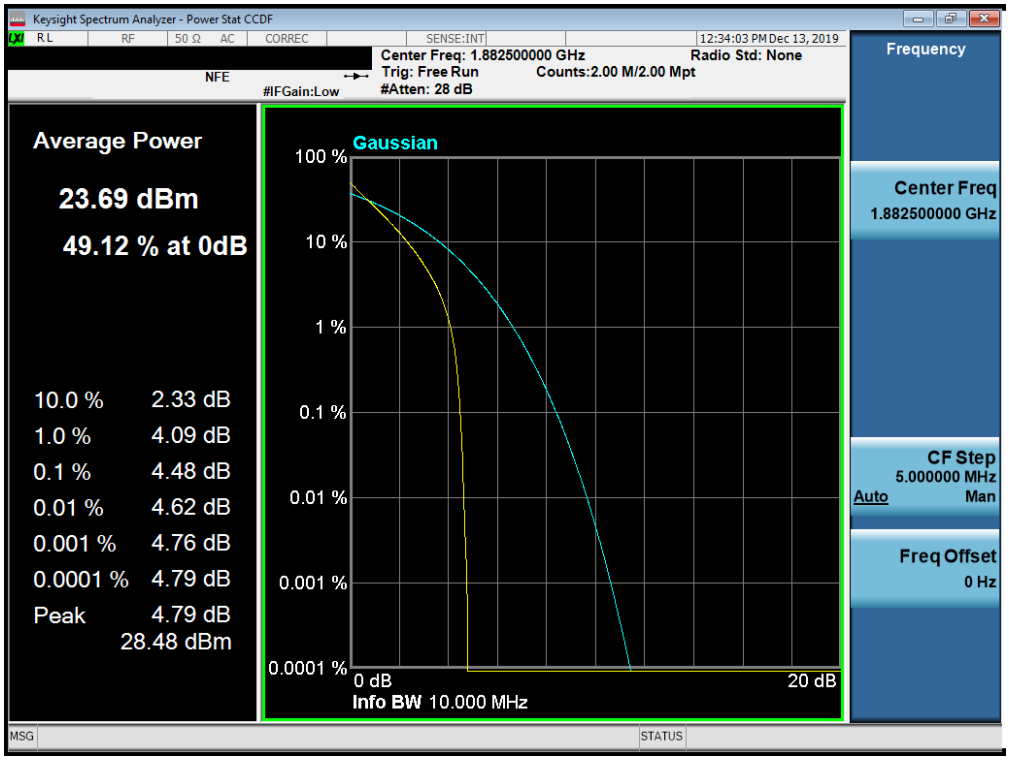

Plot 7-741. PAR Plot (Band n25/2 - 10.0MHz QPSK - Full RB Configuration)

© 2020 PCTEST
All rights reserved. Unless otherwise specified, no part of this report may be reproduced or utilized in any part, form or by any means, electronic or mechanical, including photocopying and microfilm, without permission in writing from PCTEST. If you have any questions about this international copyright or have an enquiry about obtaining additional rights to this report or assembly of contents thereof, please contact INFO@PCTEST.COM.

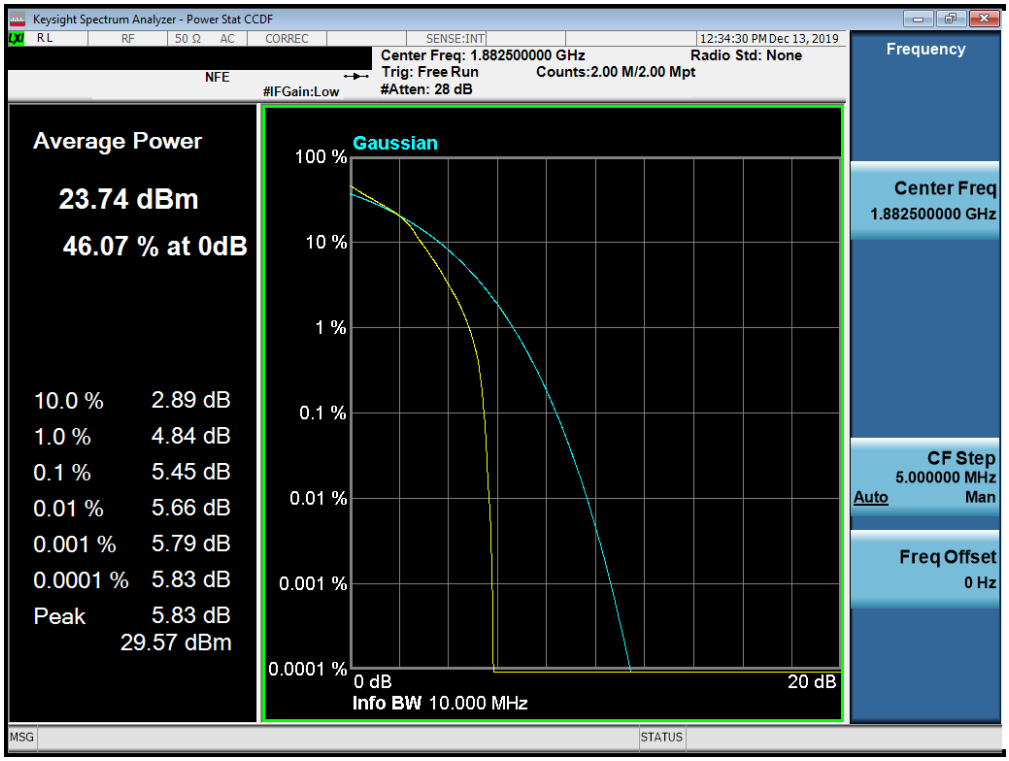

Plot 7-742. PAR Plot (Band n25/2 - 10.0MHz QAM - Full RB Configuration)

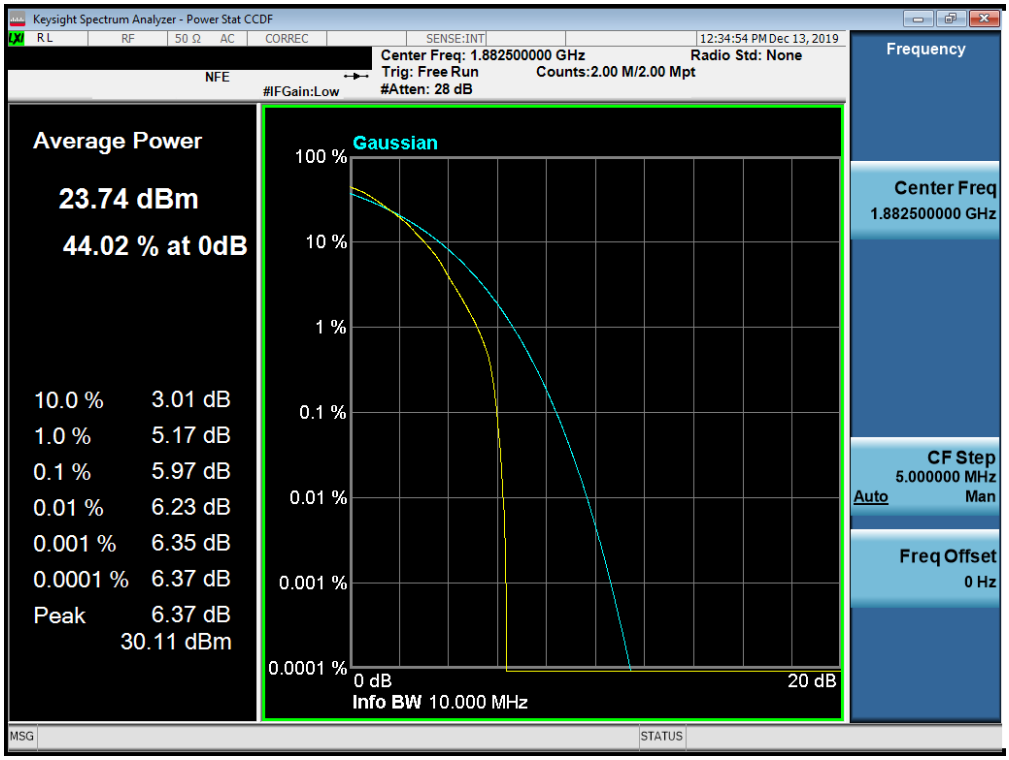

Plot 7-743. PAR Plot (Band n25/2 - 10.0MHz 64-QAM - Full RB Configuration)

© 2020 PCTEST
All rights reserved. Unless otherwise specified, no part of this report may be reproduced or utilized in any part, form or by any means, electronic or mechanical, including photocopying and microfilm, without permission in writing from PCTEST. If you have any questions about this international copyright or have an enquiry about obtaining additional rights to this report or assembly of contents thereof, please contact INFO@PCTEST.COM.

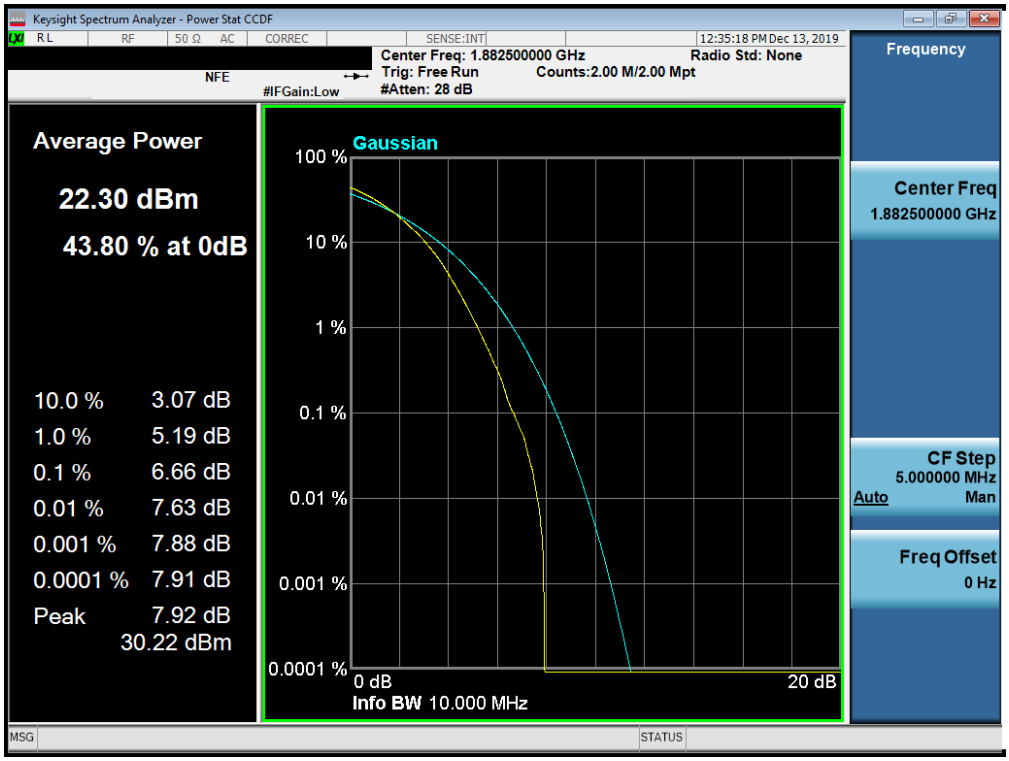

Plot 7-744. PAR Plot (Band n25/2 - 10.0MHz 256-QAM - Full RB Configuration)

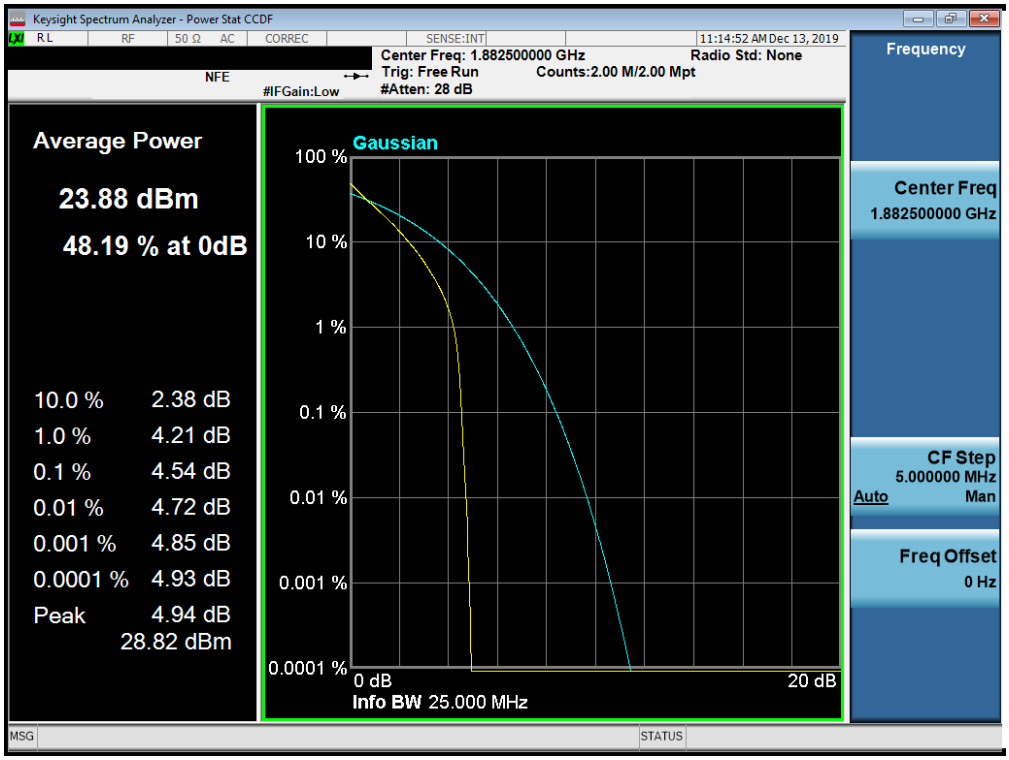

Plot 7-745. PAR Plot (Band n25/2 - 15.0MHz QPSK - Full RB Configuration)

© 2020 PCTEST
All rights reserved. Unless otherwise specified, no part of this report may be reproduced or utilized in any part, form or by any means, electronic or mechanical, including photocopying and microfilm, without permission in writing from PCTEST. If you have any questions about this international copyright or have an enquiry about obtaining additional rights to this report or assembly of contents thereof, please contact INFO@PCTEST.COM.

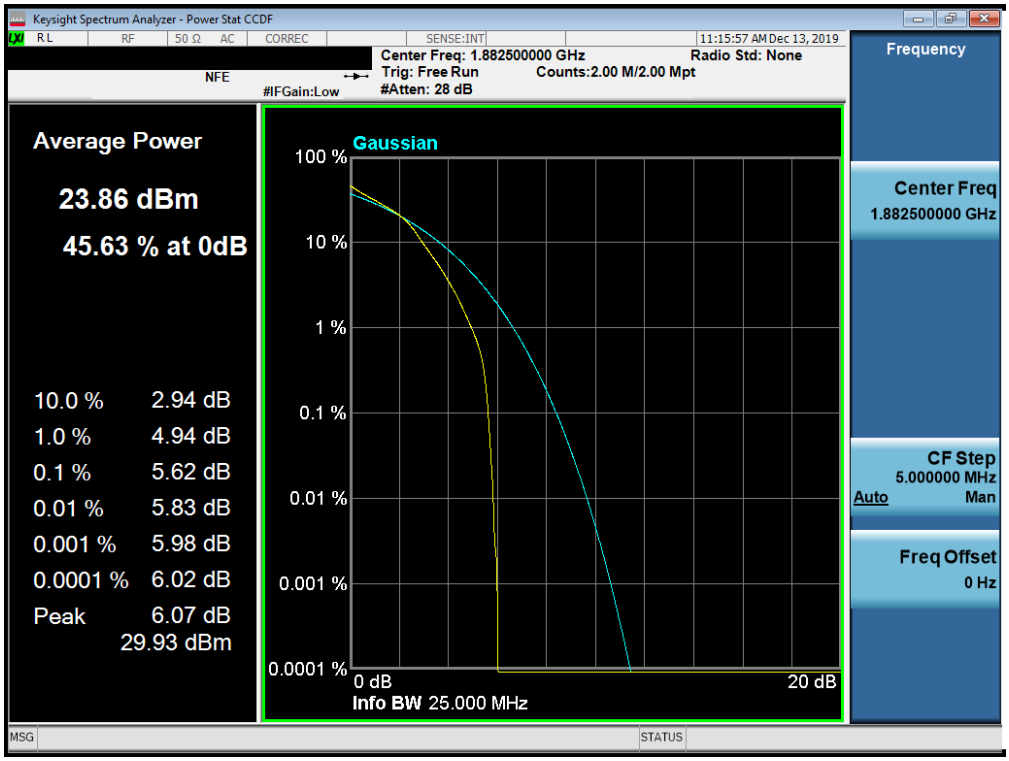

Plot 7-746. PAR Plot (Band n25/2 - 15.0MHz 16-QAM - Full RB Configuration)

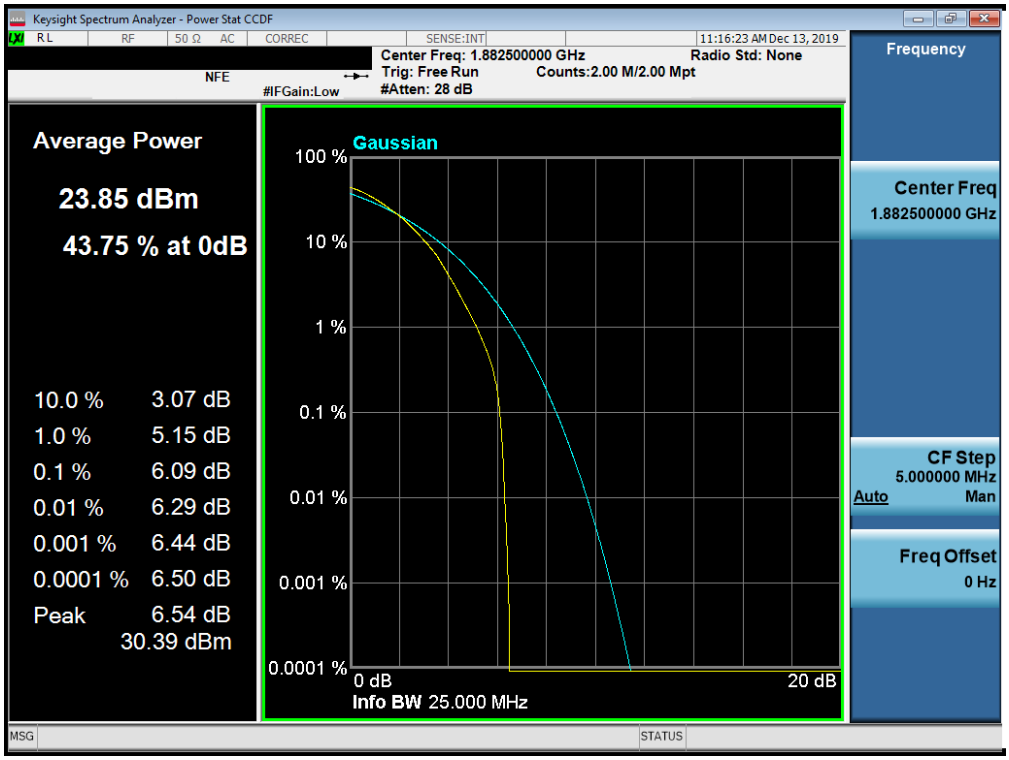

Plot 7-747. PAR Plot (Band n25/2 - 15.0MHz 64-QAM - Full RB Configuration)

© 2020 PCTEST
All rights reserved. Unless otherwise specified, no part of this report may be reproduced or utilized in any part, form or by any means, electronic or mechanical, including photocopying and microfilm, without permission in writing from PCTEST. If you have any questions about this international copyright or have an enquiry about obtaining additional rights to this report or assembly of contents thereof, please contact INFO@PCTEST.COM.

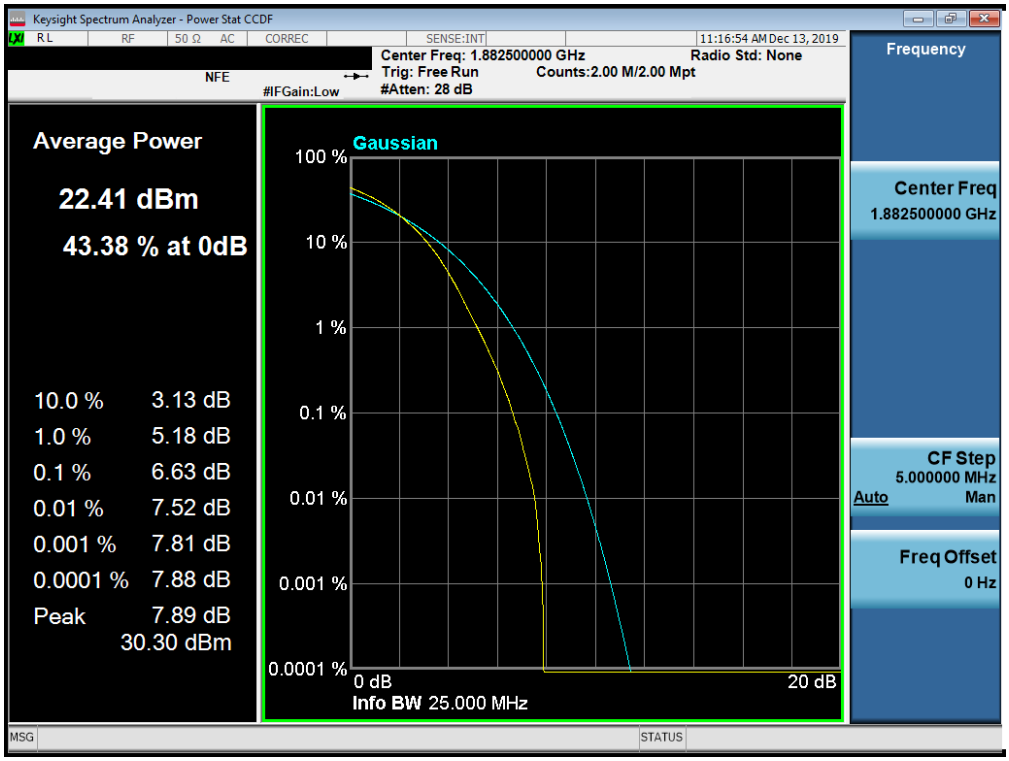

Plot 7-748. PAR Plot (Band n25/2 - 15.0MHz 256-QAM - Full RB Configuration)

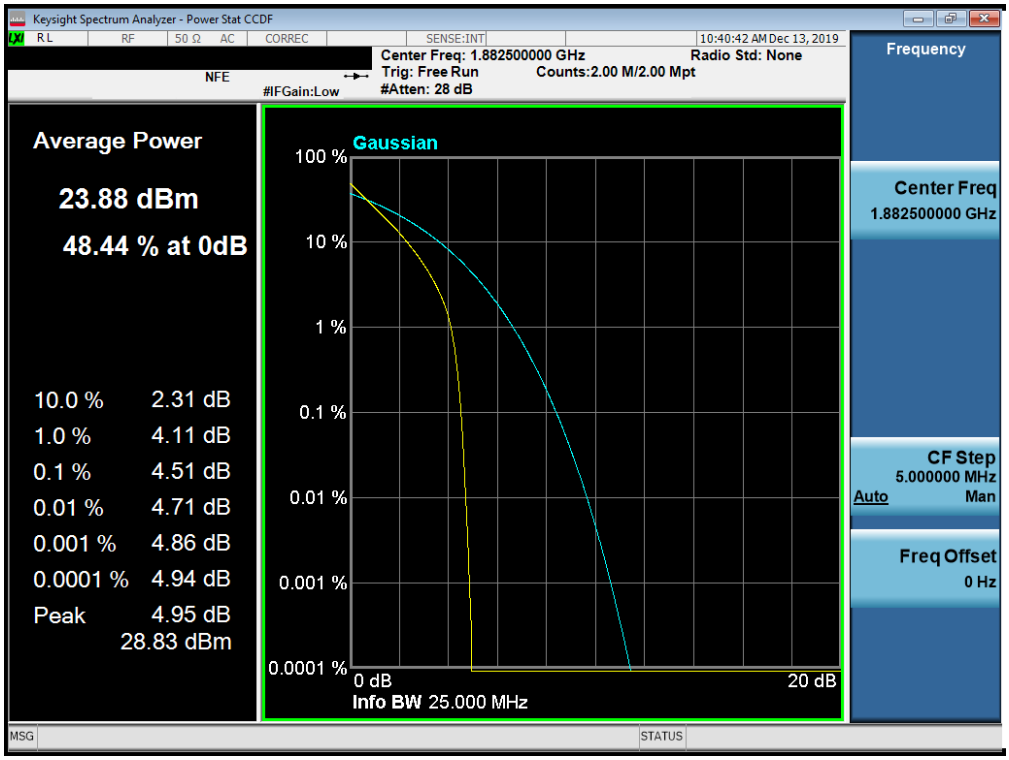

Plot 7-749. PAR Plot (Band n25/2 - 20.0MHz QPSK - Full RB Configuration)

© 2020 PCTEST
All rights reserved. Unless otherwise specified, no part of this report may be reproduced or utilized in any part, form or by any means, electronic or mechanical, including photocopying and microfilm, without permission in writing from PCTEST. If you have any questions about this international copyright or have an enquiry about obtaining additional rights to this report or assembly of contents thereof, please contact INFO@PCTEST.COM.

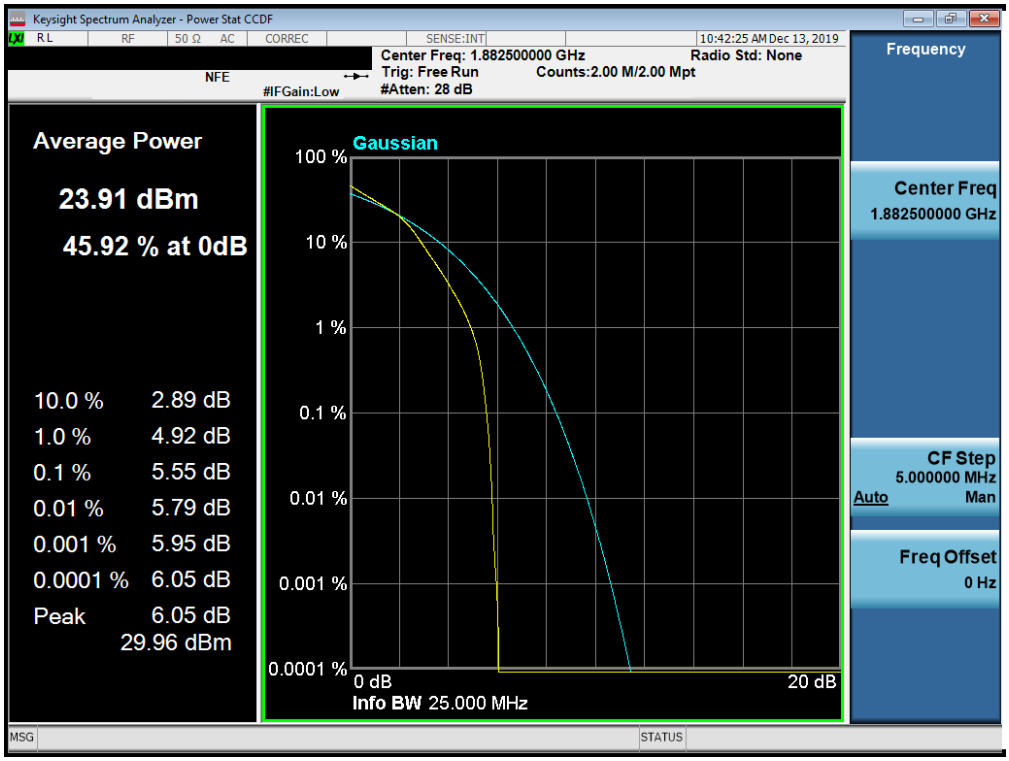

Plot 7-750. PAR Plot (Band n25/2 - 20.0MHz 16-QAM - Full RB Configuration)

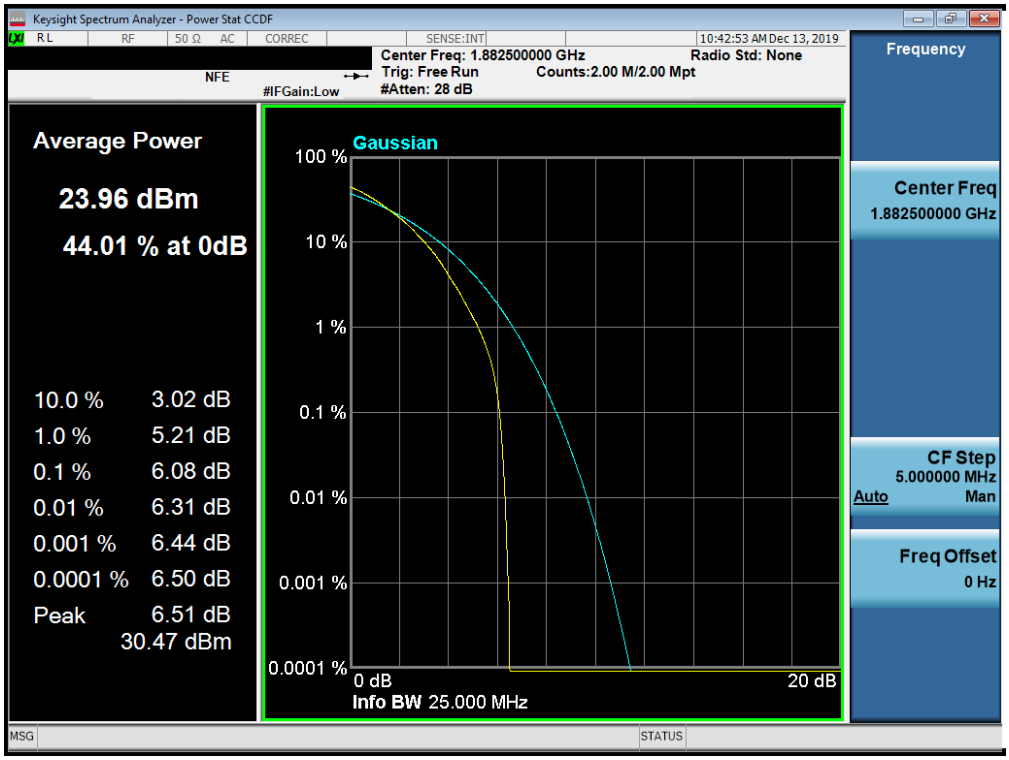

Plot 7-751. PAR Plot (Band n25/2 - 20.0MHz 64-QAM - Full RB Configuration)

© 2020 PCTEST
All rights reserved. Unless otherwise specified, no part of this report may be reproduced or utilized in any part, form or by any means, electronic or mechanical, including photocopying and microfilm, without permission in writing from PCTEST. If you have any questions about this international copyright or have an enquiry about obtaining additional rights to this report or assembly of contents thereof, please contact INFO@PCTEST.COM.

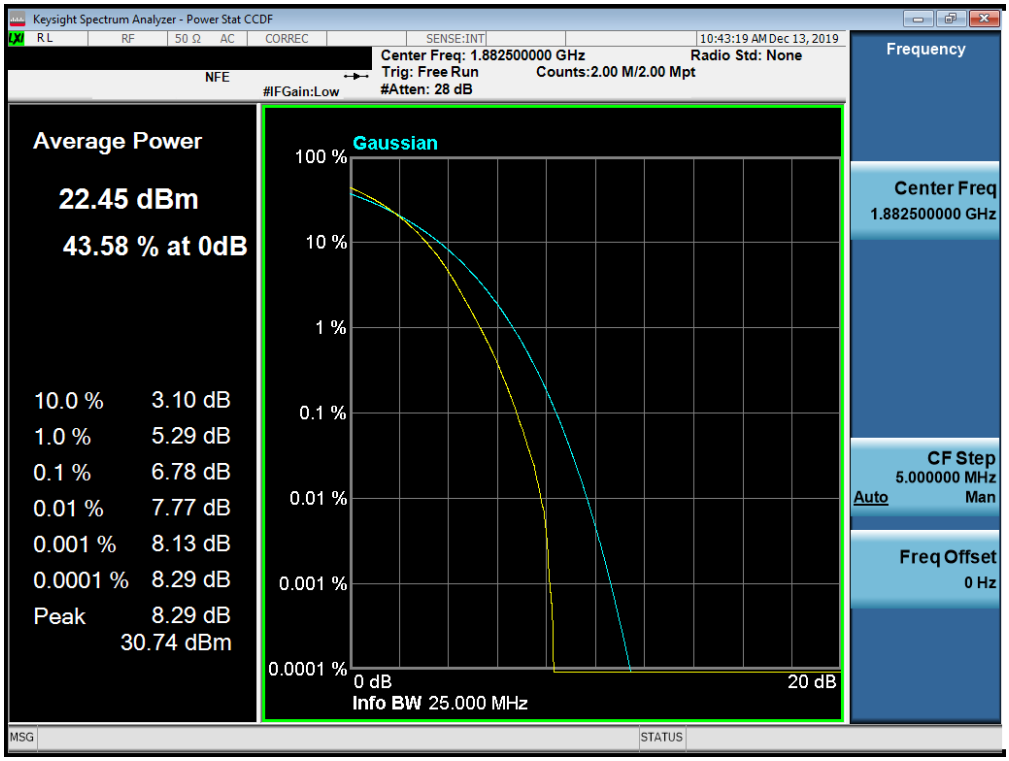

Plot 7-752. PAR Plot (Band n25/2 - 20.0MHz 256-QAM - Full RB Configuration)

© 2020 PCTEST
All rights reserved. Unless otherwise specified, no part of this report may be reproduced or utilized in any part, form or by any means, electronic or mechanical, including photocopying and microfilm, without permission in writing from PCTEST. If you have any questions about this international copyright or have an enquiry about obtaining additional rights to this report or assembly of contents thereof, please contact INFO@PCTEST.COM.

NR Band n66

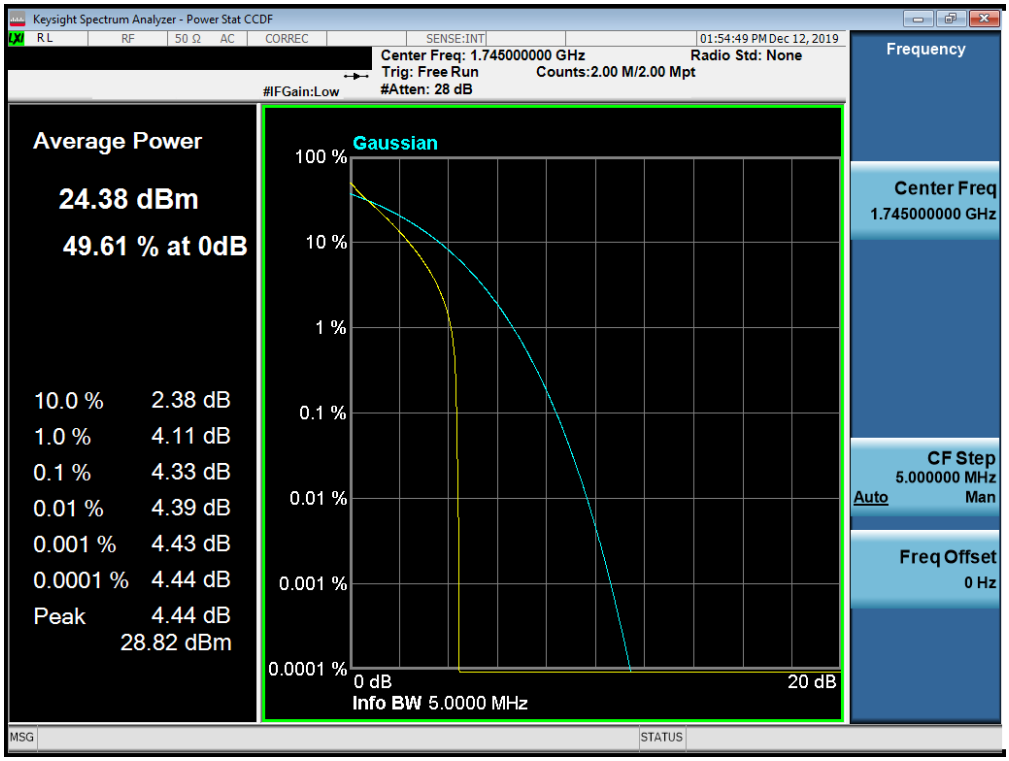

Plot 7-753. PAR Plot (Band n66 - 5.0MHz QPSK - Full RB Configuration)

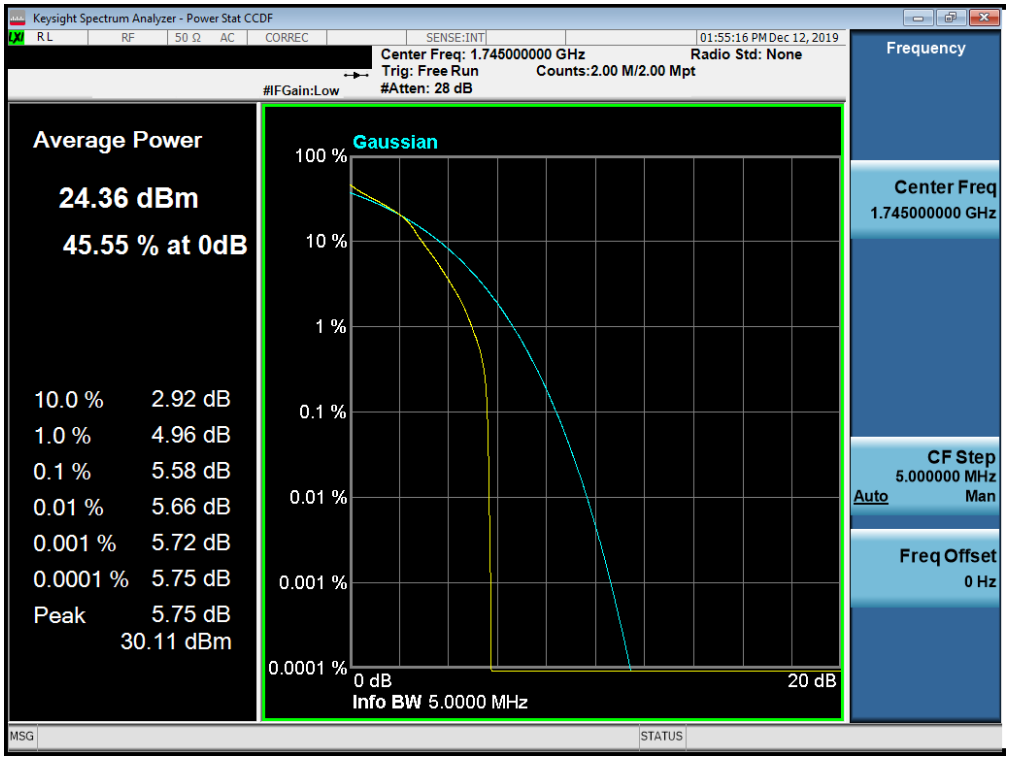

Plot 7-754. PAR Plot (Band n66 - 5.0MHz 16-QAM - Full RB Configuration)

© 2020 PCTEST V 9.0 02/01/2019
All rights reserved. Unless otherwise specified, no part of this report may be reproduced or utilized in any part, form or by any means, electronic or mechanical, including photocopying and microfilm, without permission in writing from PCTEST. If you have any questions about this international copyright or have an enquiry about obtaining additional rights to this report or assembly of contents thereof, please contact INFO@PCTEST.COM.