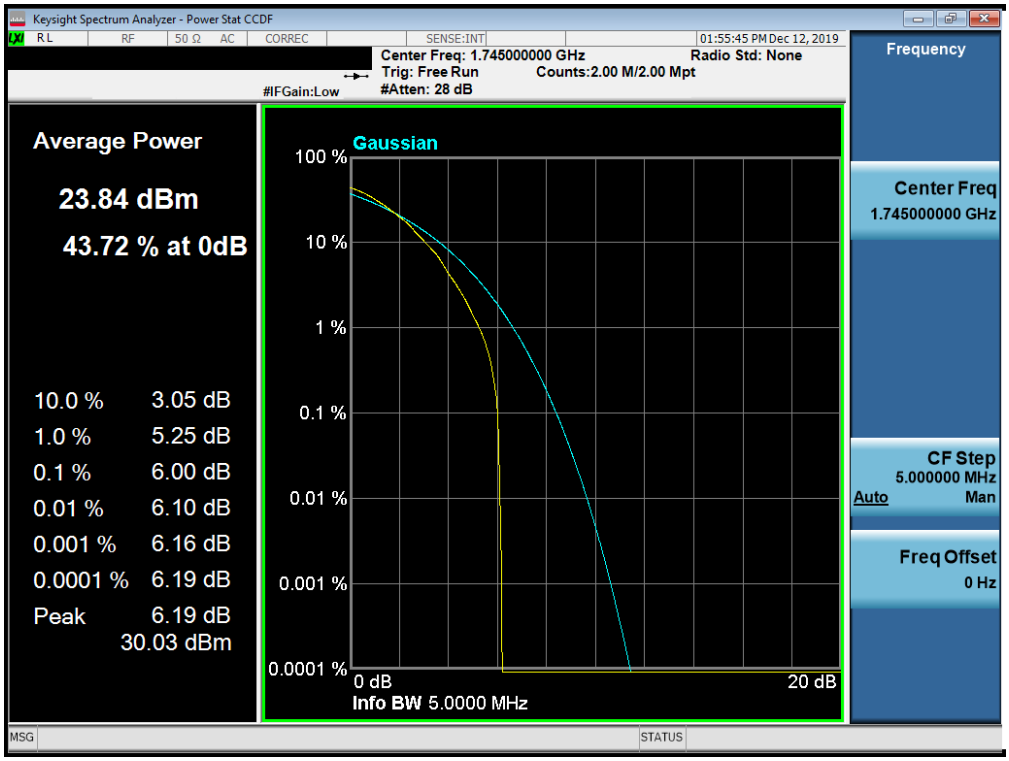

Plot 7-755. PAR Plot (Band n66 - 5.0MHz 64-QAM - Full RB Configuration)

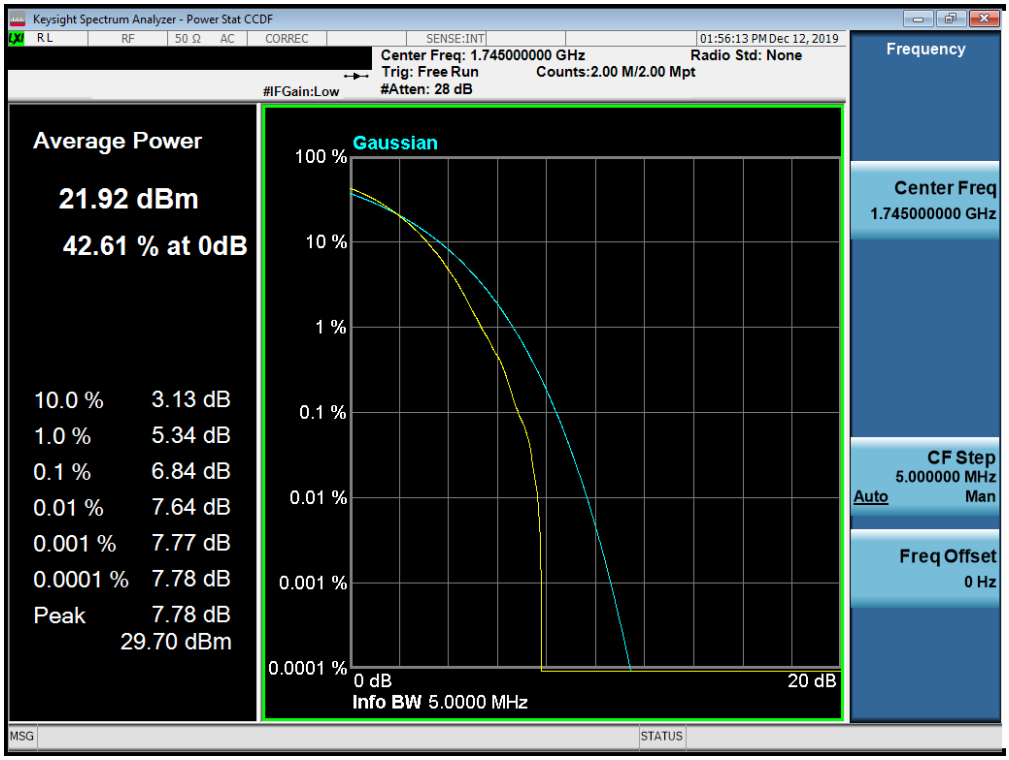

Plot 7-756. PAR Plot (Band n66 - 5.0MHz 256-QAM - Full RB Configuration)

© 2020 PCTEST
All rights reserved. Unless otherwise specified, no part of this report may be reproduced or utilized in any part, form or by any means, electronic or mechanical, including photocopying and microfilm, without permission in writing from PCTEST. If you have any questions about this international copyright or have an enquiry about obtaining additional rights to this report or assembly of contents thereof, please contact INFO@PCTEST.COM.

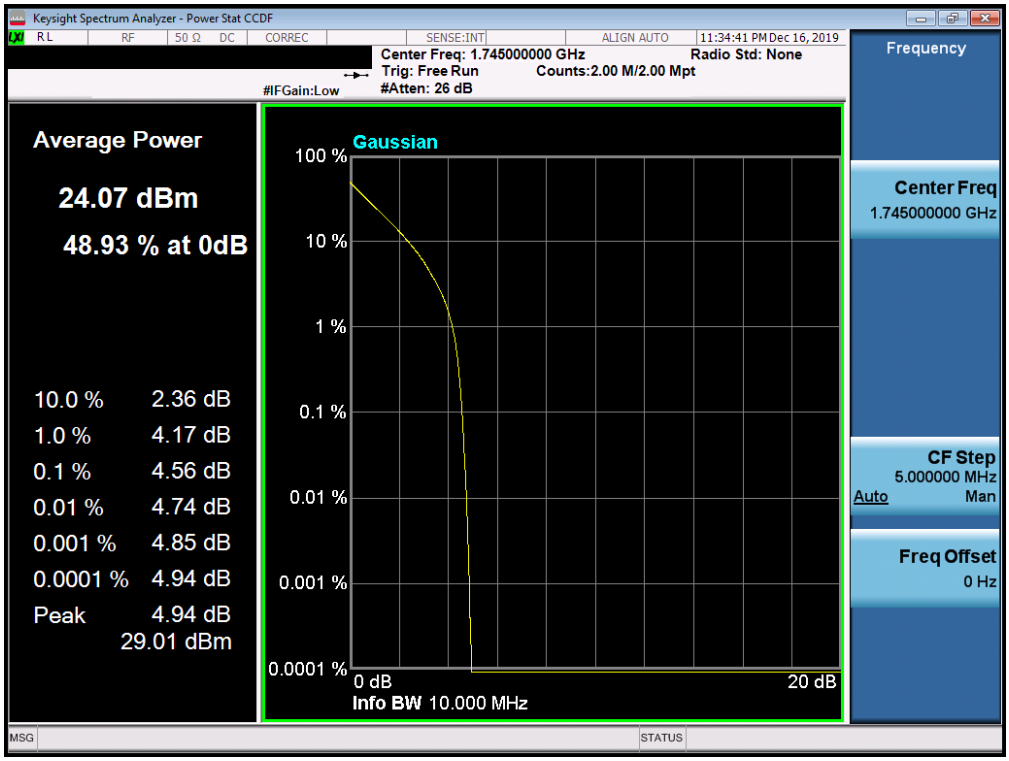

Plot 7-757. PAR Plot (Band n66 - 10.0MHz QPSK - Full RB Configuration)

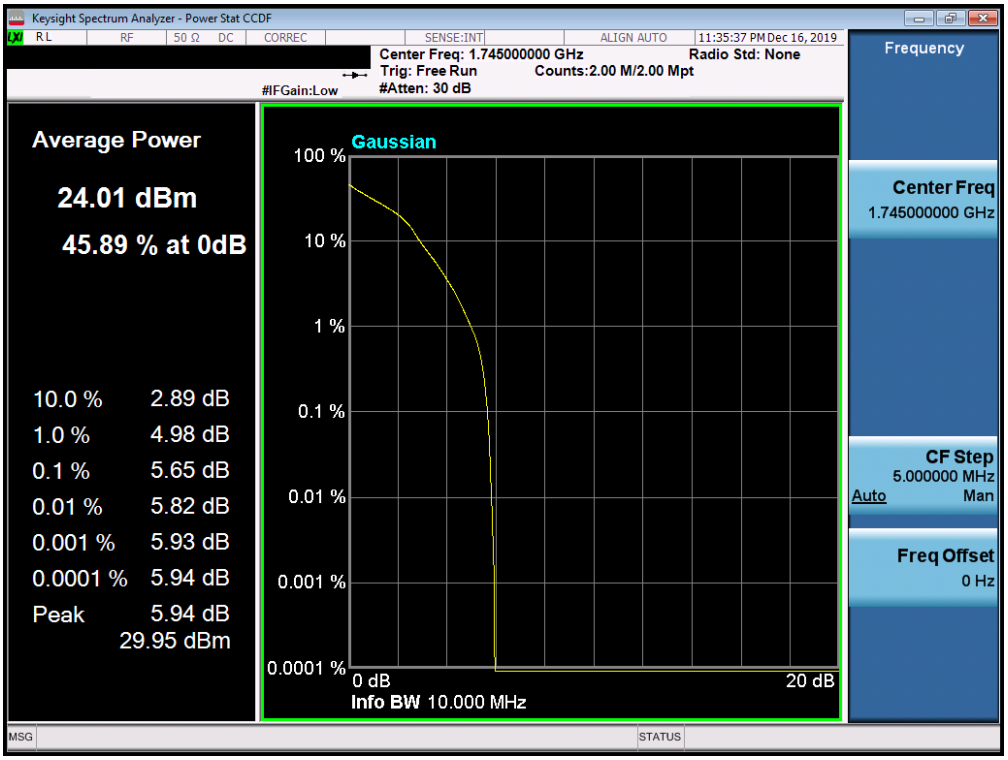

Plot 7-758. PAR Plot (Band n66 - 10.0MHz 16-QAM - Full RB Configuration)

© 2020 PCTEST
All rights reserved. Unless otherwise specified, no part of this report may be reproduced or utilized in any part, form or by any means, electronic or mechanical, including photocopying and microfilm, without permission in writing from PCTEST. If you have any questions about this international copyright or have an enquiry about obtaining additional rights to this report or assembly of contents thereof, please contact INFO@PCTEST.COM.

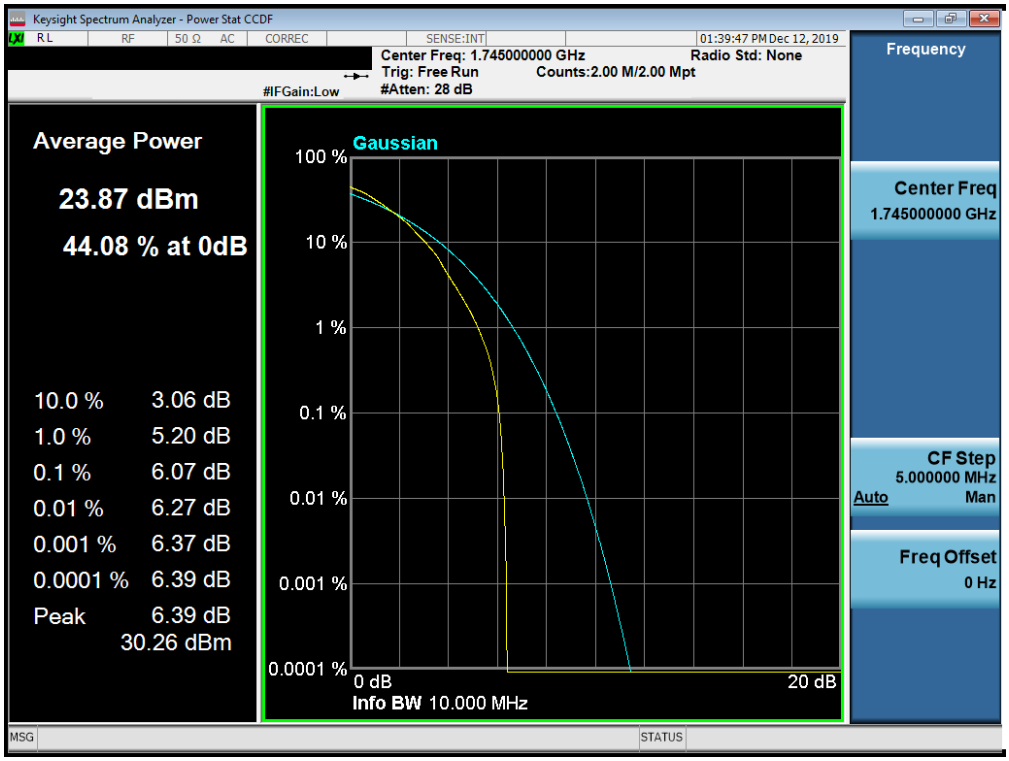

Plot 7-759. PAR Plot (Band n66 - 10.0MHz 64-QAM - Full RB Configuration)

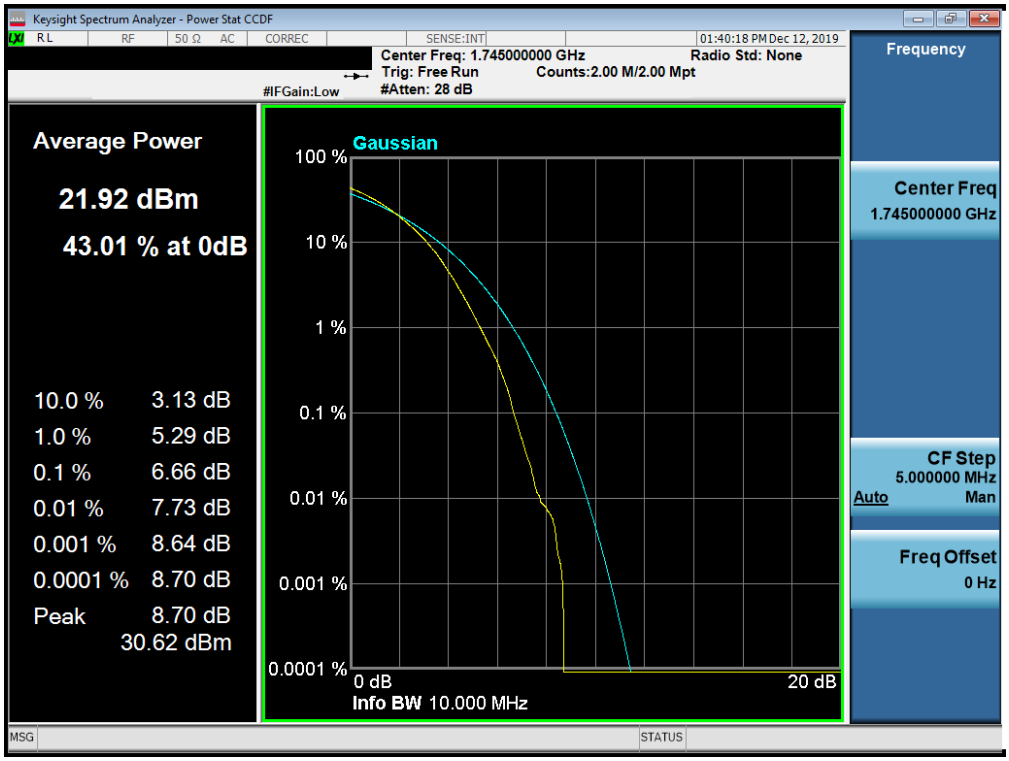

Plot 7-760. PAR Plot (Band n66 - 10.0MHz 256-QAM - Full RB Configuration)

© 2020 PCTEST
All rights reserved. Unless otherwise specified, no part of this report may be reproduced or utilized in any part, form or by any means, electronic or mechanical, including photocopying and microfilm, without permission in writing from PCTEST. If you have any questions about this international copyright or have an enquiry about obtaining additional rights to this report or assembly of contents thereof, please contact INFO@PCTEST.COM.

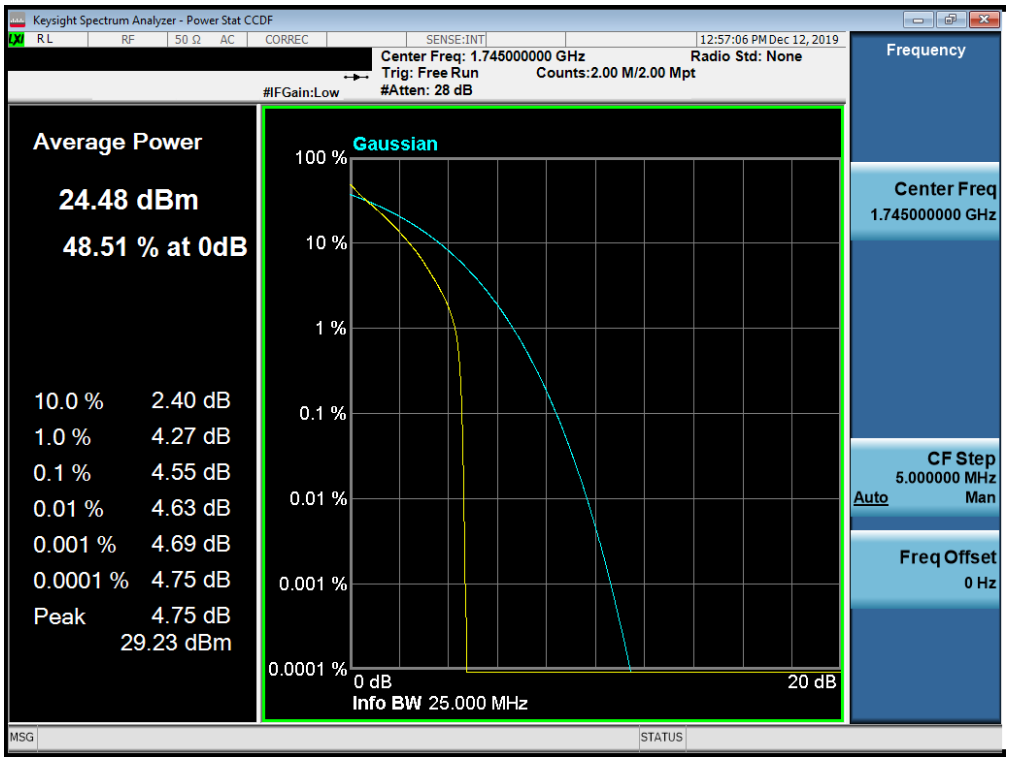

Plot 7-761. PAR Plot (Band n66 - 15.0MHz QPSK - Full RB Configuration)

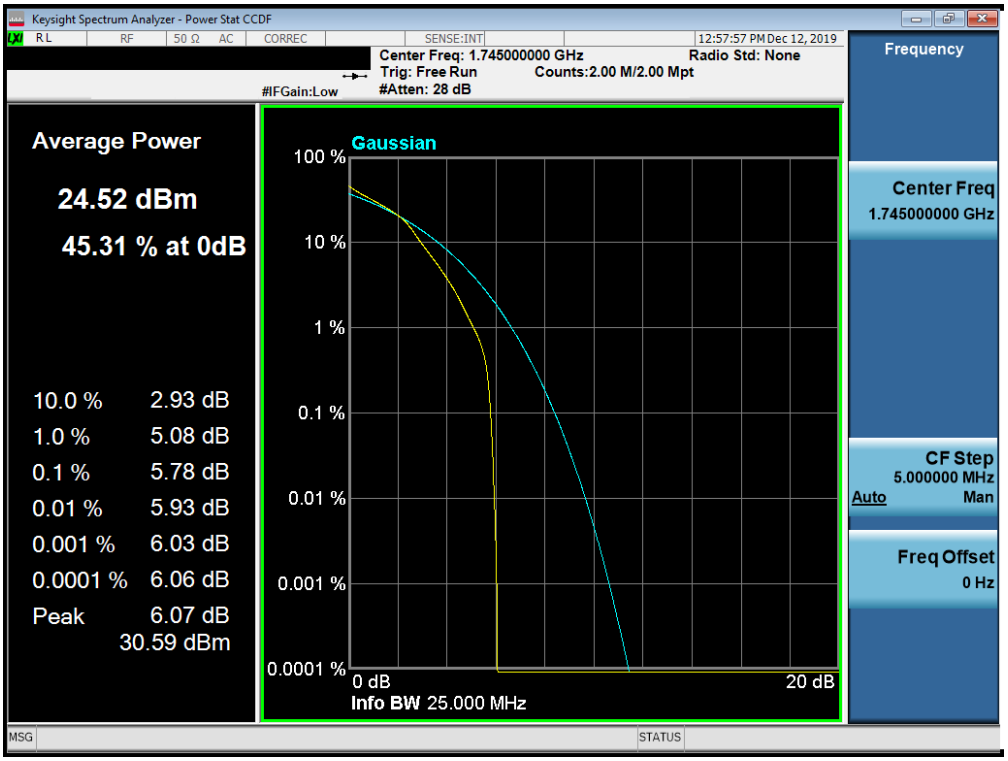

Plot 7-762. PAR Plot (Band n66 - 15.0MHz 16-QAM - Full RB Configuration)

© 2020 PCTEST
All rights reserved. Unless otherwise specified, no part of this report may be reproduced or utilized in any part, form or by any means, electronic or mechanical, including photocopying and microfilm, without permission in writing from PCTEST. If you have any questions about this international copyright or have an enquiry about obtaining additional rights to this report or assembly of contents thereof, please contact INFO@PCTEST.COM.

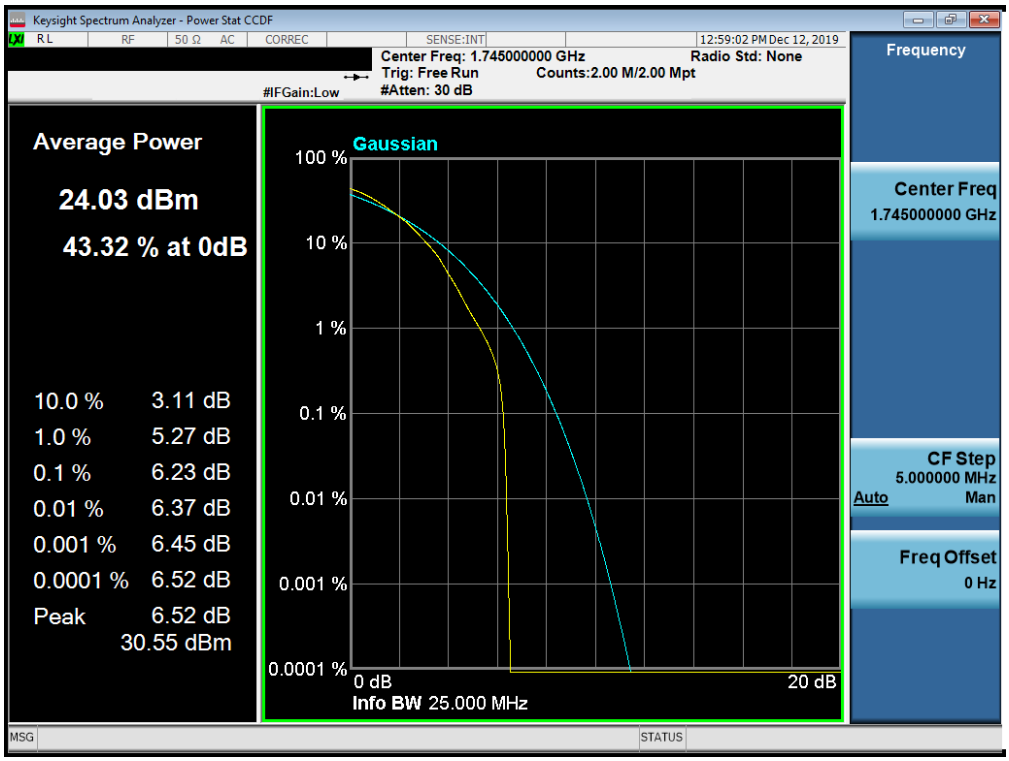

Plot 7-763. PAR Plot (Band n66 - 15.0MHz 64-QAM - Full RB Configuration)

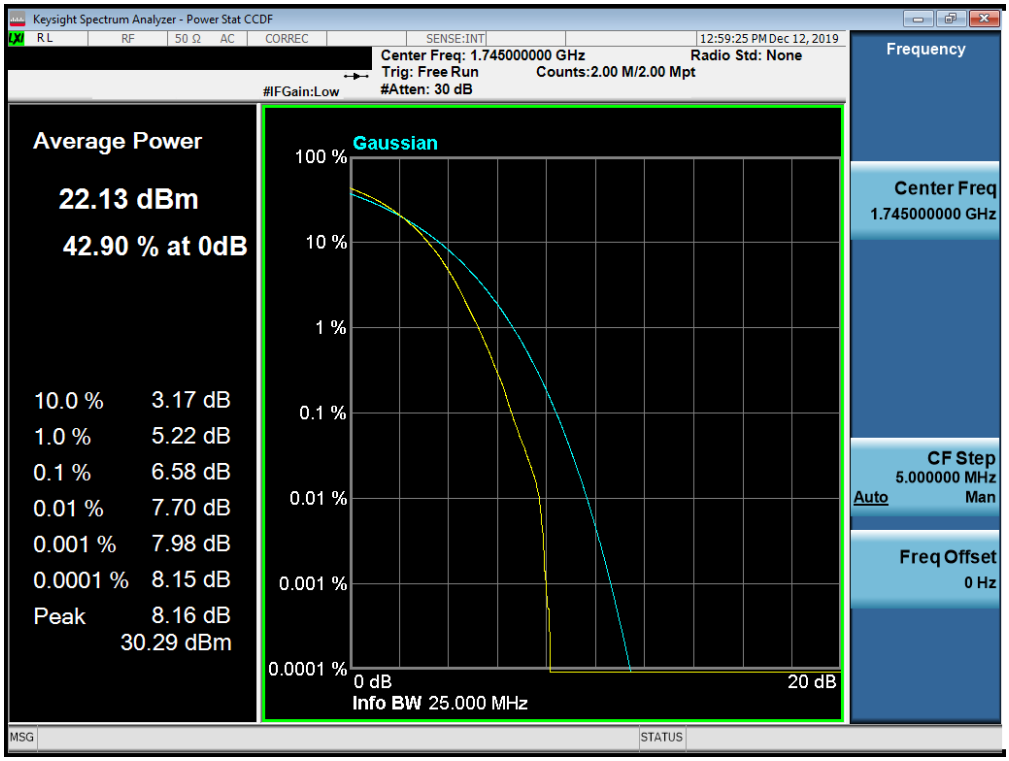

Plot 7-764. PAR Plot (Band n66 - 15.0MHz 56-QAM - Full RB Configuration)

© 2020 PCTEST V 9.0 02/01/2019

All rights reserved. Unless otherwise specified, no part of this report may be reproduced or utilized in any part, form or by any means, electronic or mechanical, including photocopying and microfilm, without permission in writing from PCTEST. If you have any questions about this international copyright or have an enquiry about obtaining additional rights to this report or assembly of contents thereof, please contact INFO@PCTEST.COM.

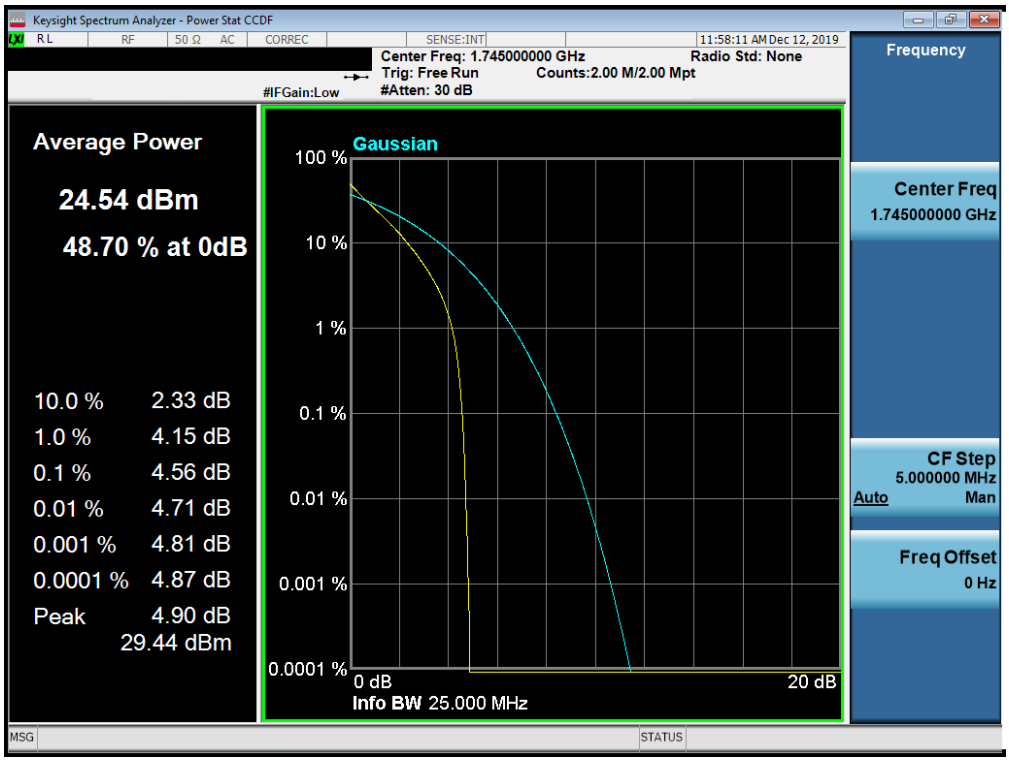

Plot 7-765. PAR Plot (Band n66 - 20.0MHz QPSK - Full RB Configuration)

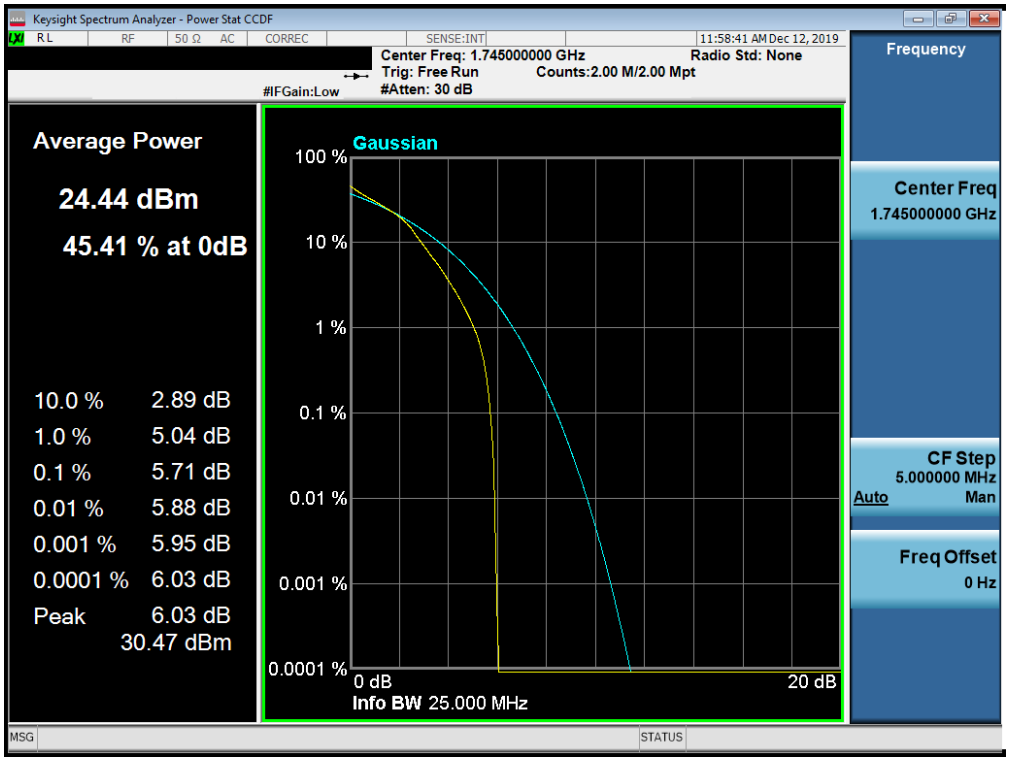

Plot 7-766. PAR Plot (Band n66 - 20.0MHz 16-QAM - Full RB Configuration)

© 2020 PCTEST
All rights reserved. Unless otherwise specified, no part of this report may be reproduced or utilized in any part, form or by any means, electronic or mechanical, including photocopying and microfilm, without permission in writing from PCTEST. If you have any questions about this international copyright or have an enquiry about obtaining additional rights to this report or assembly of contents thereof, please contact INFO@PCTEST.COM.

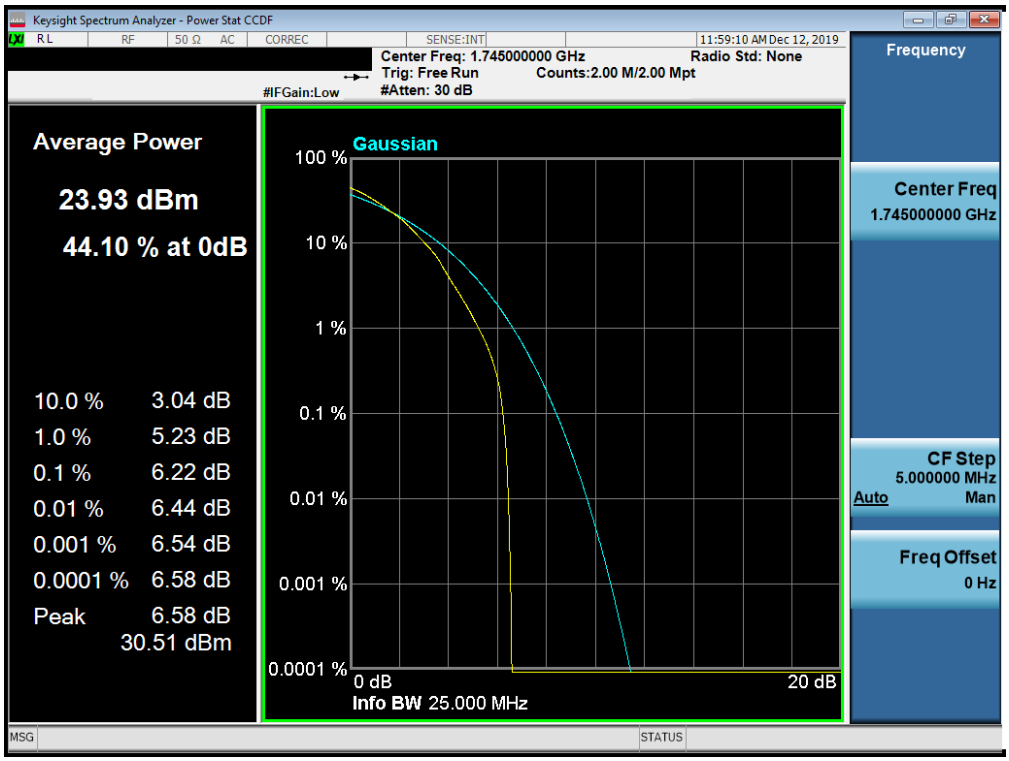

Plot 7-767. PAR Plot (Band n66 - 20.0MHz 64-QAM - Full RB Configuration)

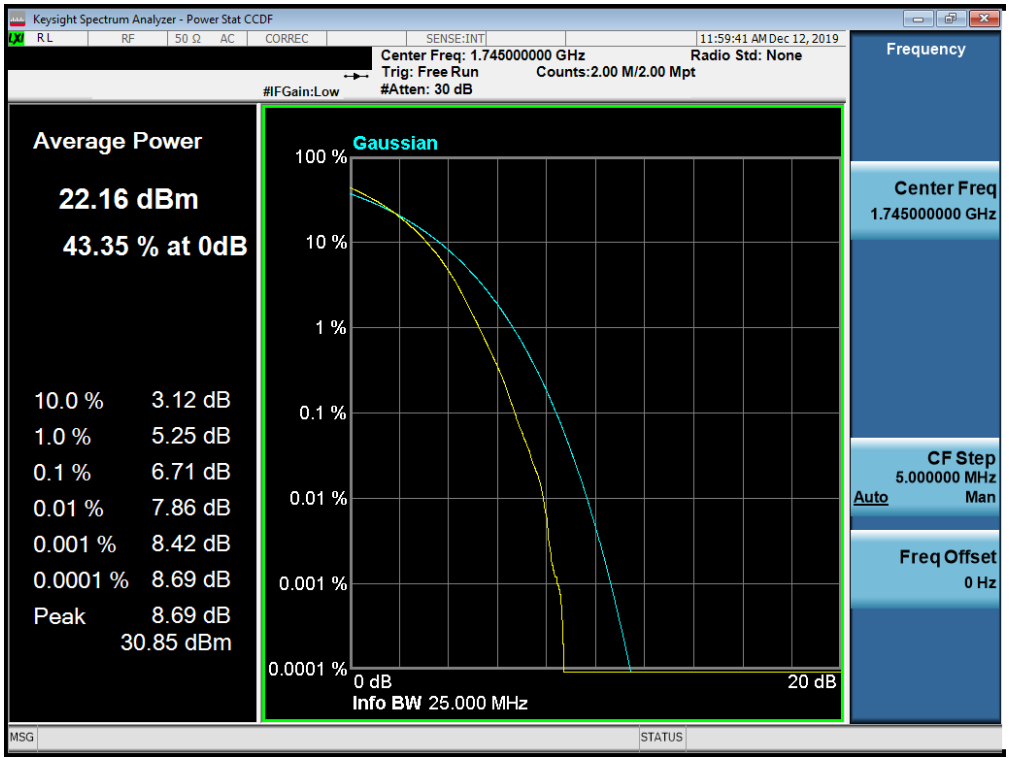

Plot 7-768. PAR Plot (Band n66 - 20.0MHz 256-QAM - Full RB Configuration)

© 2020 PCTEST
All rights reserved. Unless otherwise specified, no part of this report may be reproduced or utilized in any part, form or by any means, electronic or mechanical, including photocopying and microfilm, without permission in writing from PCTEST. If you have any questions about this international copyright or have an enquiry about obtaining additional rights to this report or assembly of contents thereof, please contact INFO@PCTEST.COM.

Radiated Powers (ERP/EIRP)

All SCS's and Waveforms (CP-OFDM vs DFT-s OFDM) were investigated to determine the worst case configuration. All modes of operation were investigated and the worst case configuration results are reported in this section. Additional Data added representing other configurations (eg. CP-OFDM).

Frequency [MHz]	Channel Bandwidth [MHz]	Mod.	Ant. Pol. [H/V]	Antenna Height [cm]	Turntable Azimuth [degree]	RB Size/Offset	Ant. Gain [dBi]	ERP [dBm]	ERP [Watts]	ERP Limit [dBm]	Margin [dB]
665.50	5	QPSK	V	189	89	1 / 13	3.75	16.58	0.045	34.77	-18.19
680.50	5	QPSK	V	186	208	1 / 13	4.20	**16.85**	0.048	34.77	-17.92
695.50	5	QPSK	V	187	204	1 / 13	4.50	**16.85**	0.048	34.77	-17.92
695.50	5	16-QAM	V	187	204	1 / 13	4.50	**16.14**	0.041	34.77	-18.63
695.50	5	64-QAM	V	187	204	1 / 13	4.50	**15.18**	0.033	34.77	-19.59
695.50	5	256-QAM	V	187	204	1 / 13	4.50	14.32	0.027	34.77	-20.45
668.00	10	QPSK	V	191	57	1 / 26	3.80	16.76	0.047	34.77	-18.01
680.50	10	QPSK	V	187	201	1 / 26	4.20	**16.97**	0.050	34.77	-17.80
693.00	10	QPSK	V	184	207	1 / 26	4.40	16.91	0.049	34.77	-17.86
680.50	10	16-QAM	V	187	201	1 / 26	4.20	16.09	0.041	34.77	-18.68
680.50	10	64-QAM	V	187	201	1 / 26	4.20	15.05	0.032	34.77	-19.72
680.50	10	256-QAM	V	187	201	1 / 26	4.20	14.05	0.025	34.77	-20.72
670.50	15	QPSK	V	192	62	1 / 40	3.90	16.96	0.050	34.77	-17.81
680.50	15	QPSK	V	186	204	1 / 40	4.20	**17.04**	0.051	34.77	-17.73
690.50	15	QPSK	V	187	210	1 / 40	4.40	16.98	0.050	34.77	-17.79
680.50	15	16-QAM	V	186	204	1 / 40	4.20	16.10	0.041	34.77	-18.67
680.50	15	64-QAM	V	186	204	1 / 40	4.20	15.06	0.032	34.77	-19.71
680.50	15	256-QAM	V	186	204	1 / 40	4.20	14.06	0.025	34.77	-20.71
673.00	20	QPSK	V	190	56	1 / 53	4.00	**17.54**	**0.057**	34.77	-17.23
680.50	20	QPSK	V	188	208	1 / 53	4.20	17.07	0.051	34.77	-17.70
688.00	20	QPSK	V	188	207	1 / 53	4.40	16.85	0.048	34.77	-17.92
673.00	20	16-QAM	V	190	56	1 / 53	4.00	15.83	0.038	34.77	-18.94
673.00	20	64-QAM	V	190	56	1 / 53	4.00	14.92	0.031	34.77	-19.85
673.00	20	256-QAM	V	190	56	1 / 53	4.00	13.80	0.024	34.77	-20.97
673.00	20	QPSK	H	321	89	1 / 53	4.00	16.98	0.050	34.77	-17.79
673.00	20 (WCP)	QPSK	H	319	91	1 / 53	4.00	16.41	0.044	34.77	-18.36
673.00	20 (CP-OFDM)	QPSK	V	102	314	1 / 53	4.00	16.65	**0.046**	33.01	-16.36

Table 7-59. ERP Data (n71)

© 2020 PCTEST V 9.0 02/01/2019
All rights reserved. Unless otherwise specified, no part of this report may be reproduced or utilized in any part, form or by any means, electronic or mechanical, including photocopying and microfilm, without permission in writing from PCTEST. If you have any questions about this international copyright or have an enquiry about obtaining additional rights to this report or assembly of contents thereof, please contact INFO@PCTEST.COM.

Frequency [MHz]	Channel Bandwidth [MHz]	Mod.	Ant. Pol. [H/V]	Antenna Height [cm]	Turntable Azimuth [degree]	RB Size/Offset	Ant. Gain [dBi]	EIRP [dBm]	EIRP [Watts]	EIRP Limit [dBm]	Margin [dB]
1712.50	5	QPSK	H	198	331	1 / 24	9.43	16.58	0.046	30.00	-13.42
1745.00	5	QPSK	H	195	332	1 / 24	9.23	18.33	0.068	30.00	-11.67
1777.50	5	QPSK	H	133	331	1 / 24	9.26	**21.32**	0.135	30.00	-8.68
1777.50	5	16-QAM	H	133	331	1 / 24	9.26	**20.55**	0.113	30.00	-9.45
1777.50	5	64-QAM	H	133	331	1 / 24	9.26	**19.48**	0.089	30.00	-10.52
1777.50	5	256-QAM	H	133	331	1 / 24	9.26	**18.51**	**0.071**	30.00	-11.49
1715.00	10	QPSK	H	146	338	1 / 49	9.42	16.37	0.043	30.00	-13.63
1745.00	10	QPSK	H	138	334	1 / 49	9.23	17.67	0.058	30.00	-12.33
1775.00	10	QPSK	H	180	328	1 / 49	9.25	**22.06**	**0.161**	30.00	-7.94
1775.00	10	16-QAM	H	180	328	1 / 49	9.25	**21.10**	0.129	30.00	-8.90
1775.00	10	64-QAM	H	180	328	1 / 49	9.25	**20.25**	0.106	30.00	-9.75
1775.00	10	256-QAM	H	180	328	1 / 49	9.25	**19.36**	**0.086**	30.00	-10.64
1717.50	15	QPSK	H	109	334	1 / 74	9.40	16.38	0.043	30.00	-13.62
1745.00	15	QPSK	H	102	333	1 / 74	9.23	18.85	0.077	30.00	-11.15
1772.50	15	QPSK	H	123	334	1 / 74	9.25	**19.56**	0.090	30.00	-10.44
1772.50	15	16-QAM	H	123	334	1 / 74	9.25	**18.26**	0.067	30.00	-11.74
1772.50	15	64-QAM	H	123	334	1 / 74	9.25	**17.95**	0.062	30.00	-12.05
1772.50	15	256-QAM	H	123	334	1 / 74	9.25	**16.40**	**0.044**	30.00	-13.60
1720.00	20	QPSK	H	153	341	1 / 104	9.38	16.94	0.049	30.00	-13.06
1745.00	20	QPSK	H	136	327	1 / 104	9.23	18.52	0.071	30.00	-11.48
1770.00	20	QPSK	H	183	333	1 / 104	9.24	**20.77**	0.119	30.00	-9.23
1770.00	20	16-QAM	H	183	333	1 / 104	9.24	**20.07**	0.102	30.00	-9.93
1770.00	20	64-QAM	H	183	333	1 / 104	9.24	**18.99**	0.079	30.00	-11.01
1770.00	20	256-QAM	H	183	333	1 / 104	9.24	**17.68**	**0.059**	30.00	-12.32
1775.00	10	QPSK	V	160	284	1 / 49	9.14	17.75	0.060	30.00	-12.25
1775.00	10 (WCP)	QPSK	H	167	337	1 / 49	9.24	19.75	0.094	30.00	-10.25
1775.00	10 (CP-OFDM)	QPSK	H	180	331	1 / 49	9.25	19.63	0.092	30.00	-10.37

Table 7-60. EIRP Data (n66)

© 2020 PCTEST V 9.0 02/01/2019

All rights reserved. Unless otherwise specified, no part of this report may be reproduced or utilized in any part, form or by any means, electronic or mechanical, including photocopying and microfilm, without permission in writing from PCTEST. If you have any questions about this international copyright or have an enquiry about obtaining additional rights to this report or assembly of contents thereof, please contact INFO@PCTEST.COM.

Frequency [MHz]	Channel Bandwidth [MHz]	Mod.	Ant. Pol. [H/V]	Antenna Height [cm]	Turntable Azimuth [degree]	RB Size/Offset	Ant. Gain [dBi]	EIRP [dBm]	EIRP [Watts]	EIRP Limit [dBm]	Margin [dB]
1852.50	5	QPSK	H	118	336	1 / 1	9.51	22.09	0.162	33.01	-10.92
1882.50	5	QPSK	H	112	349	1 / 1	9.94	**22.83**	0.192	33.01	-10.19
1912.50	5	QPSK	H	191	346	1 / 1	10.28	21.29	0.135	33.01	-11.72
1882.50	5	16-QAM	H	112	349	1 / 1	9.94	**21.79**	0.151	33.01	-11.23
1882.50	5	64-QAM	H	112	349	1 / 1	9.94	**20.59**	0.114	33.01	-12.43
1882.50	5	256-QAM	H	112	349	1 / 1	9.94	**19.83**	**0.096**	33.01	-13.19
1855.00	10	QPSK	H	126	331	1 / 1	9.55	**23.22**	**0.210**	33.01	-9.79
1882.50	10	QPSK	H	115	349	1 / 1	9.94	22.54	0.179	33.01	-10.48
1910.00	10	QPSK	H	191	349	1 / 1	10.26	20.60	0.115	33.01	-12.41
1855.00	10	16-QAM	H	126	331	1 / 1	9.55	**22.10**	0.162	33.01	-10.91
1855.00	10	64-QAM	H	126	331	1 / 1	9.55	**21.12**	0.129	33.01	-11.89
1855.00	10	256-QAM	H	126	331	1 / 1	9.55	**20.56**	**0.114**	33.01	-12.45
1857.50	15	QPSK	H	126	354	1 / 1	9.58	22.69	0.186	33.01	-10.32
1882.50	15	QPSK	H	112	349	1 / 1	9.94	22.63	0.183	33.01	-10.39
1907.50	15	QPSK	H	112	345	1 / 1	10.24	**23.18**	0.208	33.01	-9.83
1857.50	15	16-QAM	H	126	354	1 / 1	9.58	21.77	0.150	33.01	-11.24
1857.50	15	64-QAM	H	126	354	1 / 1	9.58	20.80	0.120	33.01	-12.21
1857.50	15	256-QAM	H	126	354	1 / 1	9.58	20.02	0.100	33.01	-12.99
1860.00	20	QPSK	H	166	336	1 / 1	9.62	**22.97**	0.198	33.01	-10.04
1882.50	20	QPSK	H	118	349	1 / 1	9.94	22.89	0.194	33.01	-10.13
1905.00	20	QPSK	H	155	349	1 / 1	10.22	21.81	0.152	33.01	-11.20
1860.00	20	16-QAM	H	166	336	1 / 1	9.62	**22.31**	0.170	33.01	-10.70
1860.00	20	64-QAM	H	166	336	1 / 1	9.62	**21.65**	0.146	33.01	-11.36
1860.00	20	256-QAM	H	166	336	1 / 1	9.62	**21.04**	**0.127**	33.01	-11.97
1855.00	10	QPSK	V	248	157	1 / 1	9.94	21.69	0.147	33.01	-11.33
1855.00	10 (WCP)	QPSK	H	161	344	1 / 1	9.94	23.20	0.209	33.01	-9.82
1855.00	10 (CP-OFDM)	QPSK	H	120	330	1 / 1	9.94	21.88	**0.154**	33.01	-11.14

Table 7-61. EIRP Data (n25/2)

© 2020 PCTEST V 9.0 02/01/2019

All rights reserved. Unless otherwise specified, no part of this report may be reproduced or utilized in any part, form or by any means, electronic or mechanical, including photocopying and microfilm, without permission in writing from PCTEST. If you have any questions about this international copyright or have an enquiry about obtaining additional rights to this report or assembly of contents thereof, please contact INFO@PCTEST.COM.

Frequency [MHz]	Channel Bandwidth [MHz]	Mod.	Ant. Pol. [H/V]	Antenna Height [cm]	Turntable Azimuth [degree]	RB Size/Offset	Substitute Level [dBm]	Ant. Gain [dBi]	EIRP [dBm]	EIRP [Watts]	EIRP Limit [dBm]	Margin [dB]
2506.02	20	QPSK	H	101	313	1 / 25	12.26	9.42	21.68	0.147	33.01	-11.33
2593.20	20	QPSK	H	109	322	1 / 49	12.49	9.55	**22.04**	**0.160**	33.01	-10.97
2679.99	20	QPSK	H	102	315	1 / 25	11.60	9.83	21.43	0.139	33.01	-11.58
2593.20	20	16-QAM	H	109	322	1 / 49	11.29	9.55	**20.84**	0.121	33.01	-12.17
2593.20	20	64-QAM	H	109	322	1 / 49	10.05	9.55	**19.60**	0.091	33.01	-13.41
2593.20	20	256-QAM	H	109	322	1 / 49	9.53	9.55	**19.08**	**0.081**	33.01	-13.93
2516.01	40	QPSK	H	103	310	1 / 49	11.67	9.41	21.08	0.128	33.01	-11.93
2593.20	40	QPSK	H	107	319	1 / 49	10.43	9.55	19.98	0.100	33.01	-13.03
2670.00	40	QPSK	H	108	317	1 / 49	11.64	9.86	**21.50**	0.141	33.01	-11.51
2670.00	40	16-QAM	H	108	317	1 / 49	10.44	9.86	**20.30**	0.107	33.01	-12.71
2670.00	40	64-QAM	H	108	317	1 / 49	9.20	9.86	**19.06**	0.080	33.01	-13.95
2670.00	40	256-QAM	H	108	317	1 / 49	8.72	9.86	**18.58**	**0.072**	33.01	-14.43
2521.02	50	QPSK	H	110	314	1 / 74	11.84	9.41	**21.25**	0.133	33.01	-11.76
2593.02	50	QPSK	H	104	311	1 / 74	9.72	9.55	19.27	0.085	33.01	-13.74
2664.99	50	QPSK	H	112	322	1 / 74	11.35	9.87	21.22	0.132	33.01	-11.79
2521.02	50	16-QAM	H	110	314	1 / 74	10.84	9.41	**20.25**	0.106	33.01	-12.76
2521.02	50	64-QAM	H	110	314	1 / 74	9.48	9.41	**18.89**	0.077	33.01	-14.12
2521.02	50	256-QAM	H	110	314	1 / 74	9.15	9.41	**18.56**	**0.072**	33.01	-14.45

Table 7-62. EIRP (n41 (PC2))

© 2020 PCTEST V 9.0 02/01/2019

All rights reserved. Unless otherwise specified, no part of this report may be reproduced or utilized in any part, form or by any means, electronic or mechanical, including photocopying and microfilm, without permission in writing from PCTEST. If you have any questions about this international copyright or have an enquiry about obtaining additional rights to this report or assembly of contents thereof, please contact INFO@PCTEST.COM.

Frequency [MHz]	Channel Bandwidth [MHz]	Mod.	Ant. Pol. [H/V]	Antenna Height [cm]	Turntable Azimuth [degree]	RB Size/Offset	Substitute Level [dBm]	Ant. Gain [dBi]	EIRP [dBm]	EIRP [Watts]	EIRP Limit [dBm]	Margin [dB]
2526.00	60	QPSK	H	137	314	1 / 99	11.09	9.40	20.49	0.112	33.01	-12.52
2593.02	60	QPSK	H	141	301	1 / 99	10.23	9.55	19.78	0.095	33.01	-13.23
2659.98	60	QPSK	H	107	311	1 / 99	11.29	9.88	**21.17**	0.131	33.01	-11.84
2659.98	60	16-QAM	H	107	311	1 / 99	9.86	9.88	**19.74**	0.094	33.01	-13.27
2659.98	60	64-QAM	H	107	311	1 / 99	8.50	9.88	**18.38**	0.069	33.01	-14.63
2659.98	60	256-QAM	H	107	311	1 / 99	8.17	9.88	**18.05**	**0.064**	33.01	-14.96
2536.02	80	QPSK	H	143	307	50 / 25	11.52	9.39	20.91	0.123	33.01	-12.10
2593.02	80	QPSK	H	141	302	50 / 25	10.22	9.55	19.77	0.095	33.01	-13.24
2649.99	80	QPSK	H	102	317	50 / 25	11.67	9.90	**21.57**	**0.144**	33.01	-11.44
2649.99	80	16-QAM	H	102	317	50 / 25	10.24	9.90	**20.14**	0.103	33.01	-12.87
2649.99	80	64-QAM	H	102	317	50 / 25	8.88	9.90	**18.78**	0.076	33.01	-14.23
2649.99	80	256-QAM	H	102	317	50 / 25	8.55	9.90	**18.45**	**0.070**	33.01	-14.56
2541.00	90	QPSK	H	145	304	1 / 123	11.49	9.39	20.88	0.122	33.01	-12.13
2593.02	90	QPSK	H	139	309	1 / 123	11.76	9.55	21.31	0.135	33.01	-11.70
2644.98	90	QPSK	H	100	319	1 / 123	12.65	9.87	**22.52**	**0.179**	33.01	-10.49
2644.98	90	16-QAM	H	100	319	1 / 123	11.75	9.87	**21.62**	0.145	33.01	-11.39
2644.98	90	64-QAM	H	100	319	1 / 123	11.07	9.87	**20.94**	0.124	33.01	-12.07
2644.98	90	256-QAM	H	100	319	1 / 123	10.67	9.87	**20.54**	**0.113**	33.01	-12.47
2546.01	100	QPSK	H	107	304	1 / 135	11.17	9.38	20.55	0.114	33.01	-12.46
2593.02	100	QPSK	H	109	322	1 / 135	12.05	9.55	**21.60**	**0.145**	33.01	-11.41
2640.00	100	QPSK	H	117	319	1 / 135	11.54	9.84	21.38	0.137	33.01	-11.63
2593.02	100	16-QAM	H	109	322	1 / 135	10.96	9.55	**20.51**	0.113	33.01	-12.50
2593.02	100	64-QAM	H	109	322	1 / 135	10.19	9.55	**19.74**	0.094	33.01	-13.27
2593.02	100	256-QAM	H	109	322	1 / 135	9.71	9.55	**19.26**	**0.084**	33.01	-13.75
2644.98	90	QPSK	V	121	59	1 / 123	7.53	9.66	17.19	0.052	33.01	-15.82
2644.98	90 (WCP)	QPSK	H	138	321	1 / 244	6.72	9.87	16.59	0.046	33.01	-16.42
2644.98	90 (CP-OFDM)	QPSK	H	118	320	1 / 244	8.69	9.87	18.56	**0.072**	33.01	-14.45
2644.98	90 (PC3)	QPSK	H	102	314	1 / 1	10.86	9.87	**20.73**	**0.118**	33.01	-12.28

Table 7-63. EIRP (n41 (PC2) – Continued)

© 2020 PCTEST V 9.0 02/01/2019

All rights reserved. Unless otherwise specified, no part of this report may be reproduced or utilized in any part, form or by any means, electronic or mechanical, including photocopying and microfilm, without permission in writing from PCTEST. If you have any questions about this international copyright or have an enquiry about obtaining additional rights to this report or assembly of contents thereof, please contact INFO@PCTEST.COM.

Radiated Spurious Emissions Measurements

All SCS's and Waveforms (CP-OFDM vs DFT-s OFDM) were investigated to determine the worst case configuration. All modes of operation were investigated and the worst case configuration results are reported in this section.

Per FCC Guidance, KDB 328880, Radiated Spurious Measurements were made based of the worst case modulation and RB\ configuraton as determined by EIRP measurement, and grouping the available combinations by Low Band, Mid Band, and High Band.

Spurious emissions shown in this section are measured while operating in EN-DC mode with Sub 6GHz NR carrier as well as an LTE carrier (anchor). Per KDB 968740, spurious emissions from the NR carrier device, is subject to the rules under which the NR carrier operates. Spurious emission caused by the LTE carrier must meet the requirements of the rules under which the LTE carrier operates. If the spurious emission is caused by the simultaneous operation of both devices, the limit is the highest level allowed by either rule part.

NR Band n71

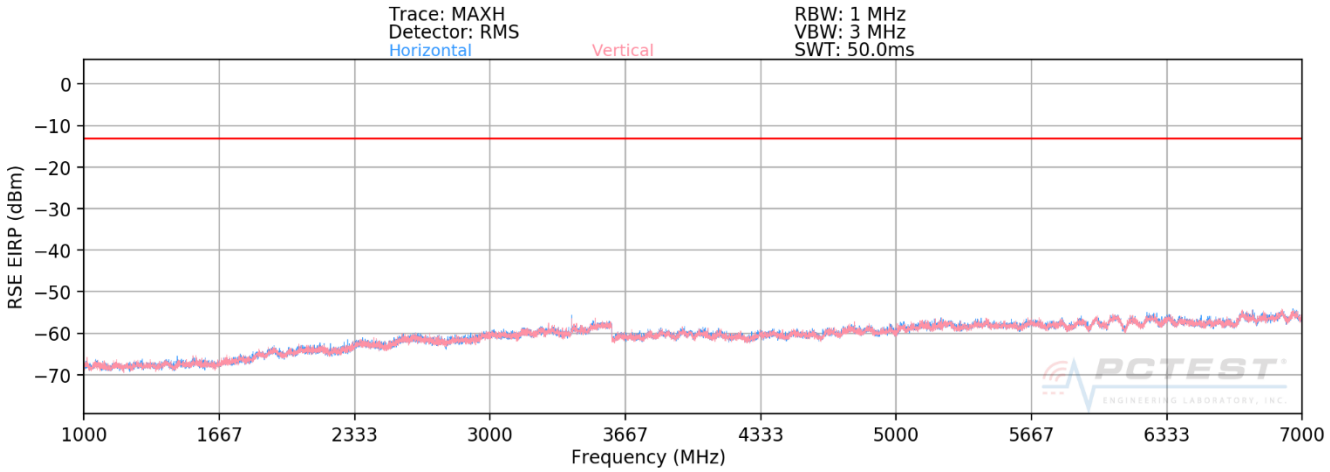

Plot 7-769. Radiated Spurious Plot above 1GHz (n71 Standalone)

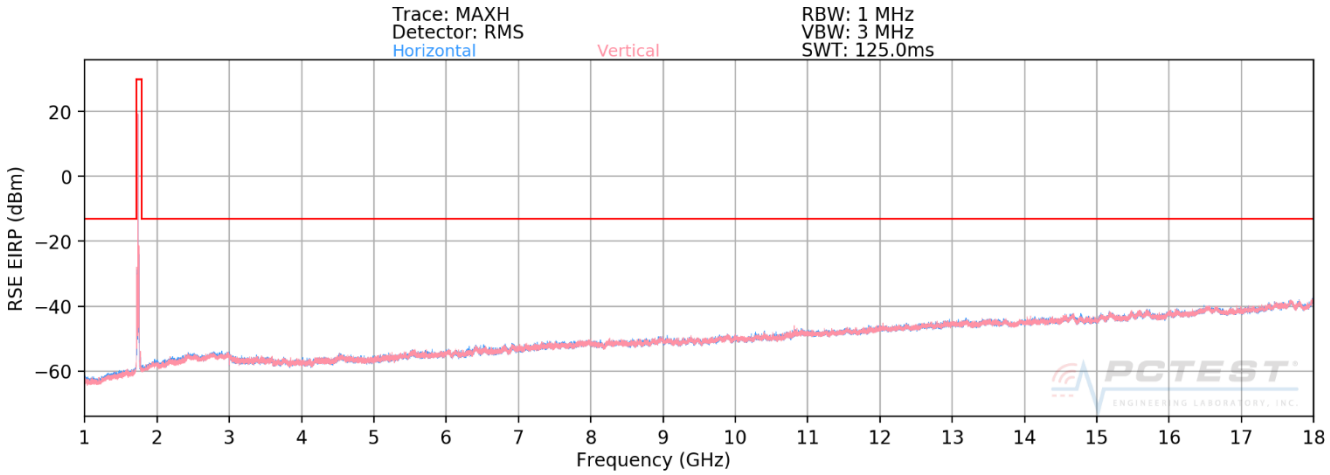

Plot 7-770. Radiated Spurious Plot above 1GHz (n71 ENDC – ANCHOR B66)

© 2020 PCTEST V 9.0 02/01/2019
All rights reserved. Unless otherwise specified, no part of this report may be reproduced or utilized in any part, form or by any means, electronic or mechanical, including photocopying and microfilm, without permission in writing from PCTEST. If you have any questions about this international copyright or have an enquiry about obtaining additional rights to this report or assembly of contents thereof, please contact INFO@PCTEST.COM.

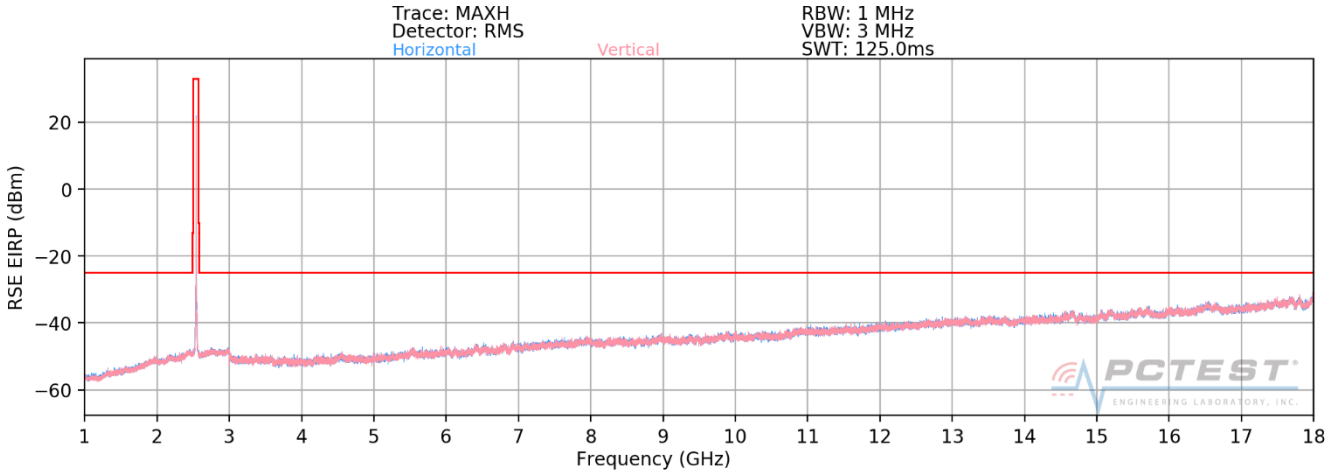

Plot 7-771. Radiated Spurious Plot above 1GHz (n71 ENDC – ANCHOR B7)

OPERATING FREQUENCY:	670.50	MHz
MODULATION SIGNAL:	QPSK (DFT-s-OFDM)	
BANDWIDTH:	20.0	MHz
DISTANCE:	3	meters
LIMIT:	-13	dBm

Frequency [MHz]	Ant. Pol. [H/V]	Antenna Height [cm]	Turntable Azimuth [degree]	Level at Antenna Terminals [dBm]	Substitute Antenna Gain [dBi]	Spurious Emission Level [dBm]	Margin [dB]
1341.00	H	214	192	-80.04	7.44	-72.60	-59.6
2011.50	H	200	312	-75.45	8.66	-66.79	-53.8
2682.00	H	176	193	-71.89	9.96	-61.93	-48.9
3352.50	H	179	49	-62.69	9.62	-53.08	-40.1
4023.00	H	-	-	-76.03	9.76	-66.27	-53.3
4693.50	H	-	-	-76.94	10.93	-66.01	-53.0

Table 7-64. Radiated Spurious Data (n71 – Low Channel)

© 2020 PCTEST V 9.0 02/01/2019
All rights reserved. Unless otherwise specified, no part of this report may be reproduced or utilized in any part, form or by any means, electronic or mechanical, including photocopying and microfilm, without permission in writing from PCTEST. If you have any questions about this international copyright or have an enquiry about obtaining additional rights to this report or assembly of contents thereof, please contact INFO@PCTEST.COM.

OPERATING FREQUENCY:	680.50	MHz
MODULATION SIGNAL:	QPSK (DFT-s-OFDM)	
BANDWIDTH:	20.0	MHz
DISTANCE:	3	meters
LIMIT:	-13	dBm

Frequency [MHz]	Ant. Pol. [H/V]	Antenna Height [cm]	Turntable Azimuth [degree]	Level at Antenna Terminals [dBm]	Substitute Antenna Gain [dBi]	Spurious Emission Level [dBm]	Margin [dB]
1361.00	H	208	141	-76.42	7.48	-68.93	-55.9
2041.50	H	181	309	-76.47	8.76	-67.70	-54.7
2722.00	H	111	47	-71.03	10.08	-60.95	-48.0
3402.50	H	117	48	-70.82	9.80	-61.02	-48.0
4083.00	H	-	-	-76.99	10.05	-66.94	-53.9
4763.50	H	-	-	-77.13	10.98	-66.15	-53.1

Table 7-65. Radiated Spurious Data (n71 – Mid Channel)

OPERATING FREQUENCY:	690.50	MHz
MODULATION SIGNAL:	QPSK (DFT-s-OFDM)	
BANDWIDTH:	20.0	MHz
DISTANCE:	3	meters
LIMIT:	-13	dBm

Frequency [MHz]	Ant. Pol. [H/V]	Antenna Height [cm]	Turntable Azimuth [degree]	Level at Antenna Terminals [dBm]	Substitute Antenna Gain [dBi]	Spurious Emission Level [dBm]	Margin [dB]
1381.00	H	210	145	-78.59	7.46	-71.14	-58.1
2071.50	H	233	313	-78.62	8.81	-69.81	-56.8
2762.00	H	186	197	-72.00	10.16	-61.83	-48.8
3452.50	H	111	42	-67.79	9.86	-57.93	-44.9
4143.00	H	-	-	-76.83	10.21	-66.62	-53.6
4833.50	H	-	-	-77.26	10.85	-66.41	-53.4

Table 7-66. Radiated Spurious Data (n71 – High Channel)

© 2020 PCTEST V 9.0 02/01/2019

All rights reserved. Unless otherwise specified, no part of this report may be reproduced or utilized in any part, form or by any means, electronic or mechanical, including photocopying and microfilm, without permission in writing from PCTEST. If you have any questions about this international copyright or have an enquiry about obtaining additional rights to this report or assembly of contents thereof, please contact INFO@PCTEST.COM.

NR Band n66

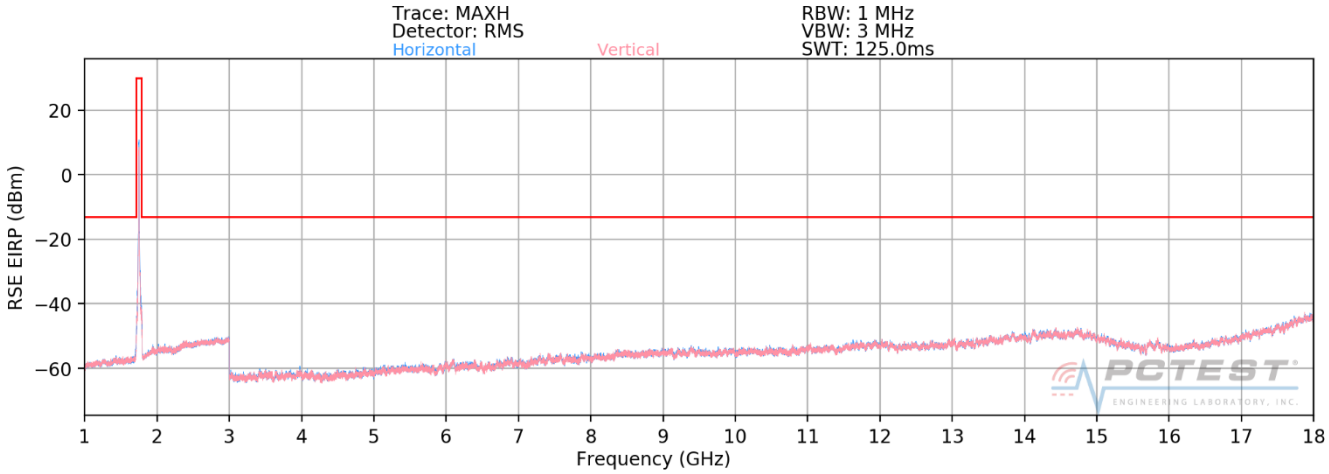

Plot 7-772. Radiated Spurious Plot above 1GHz (n66 Standalone)

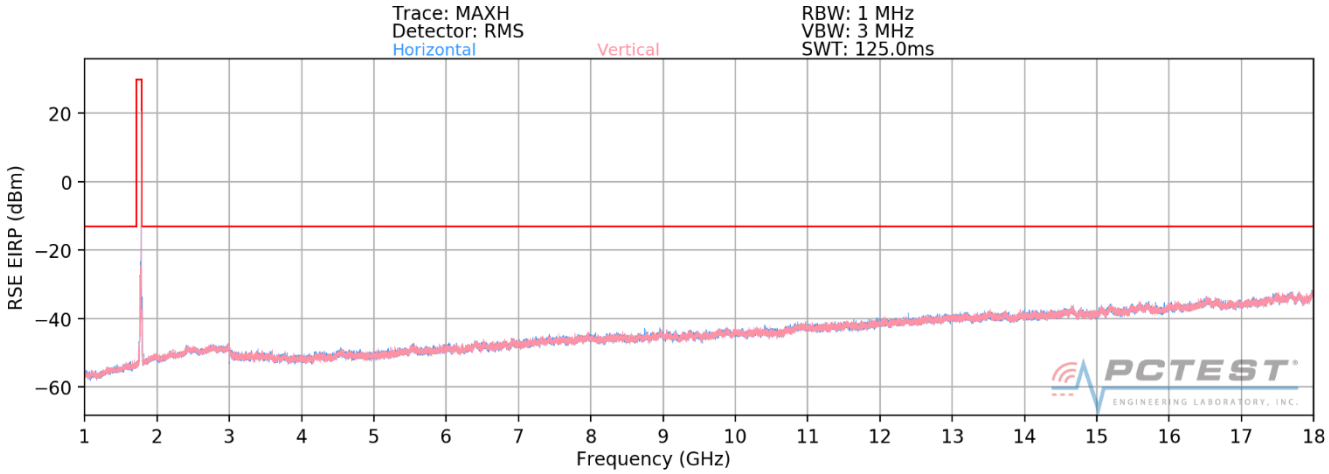

Plot 7-773. Radiated Spurious Plot above 1GHz (n66 ENDC – ANCHOR B12)

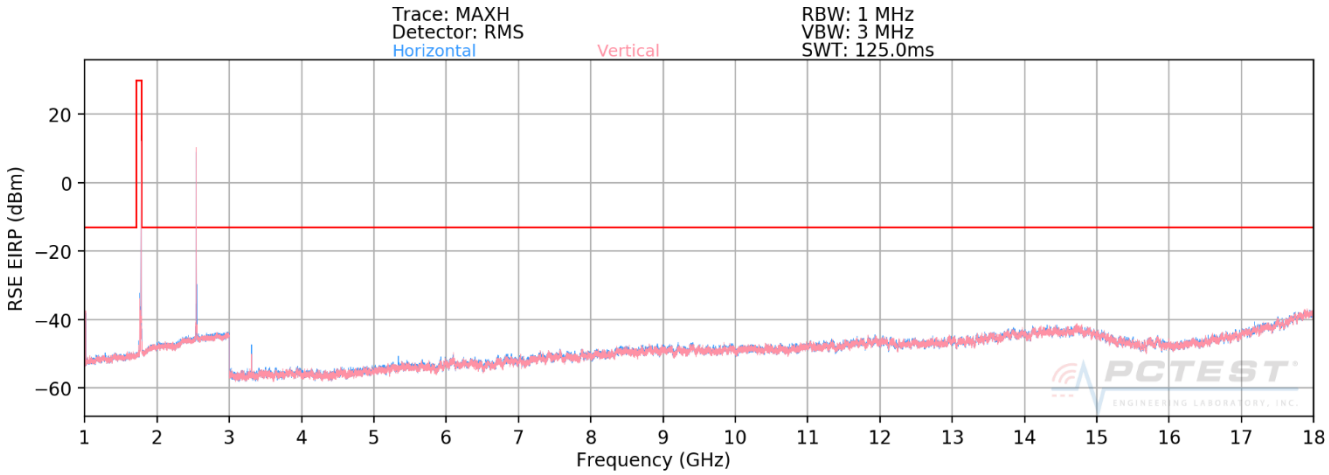

Plot 7-774. Radiated Spurious Plot above 1GHz (n66 ENDC – ANCHOR B7)

© 2020 PCTEST V 9.0 02/01/2019
All rights reserved. Unless otherwise specified, no part of this report may be reproduced or utilized in any part, form or by any means, electronic or mechanical, including photocopying and microfilm, without permission in writing from PCTEST. If you have any questions about this international copyright or have an enquiry about obtaining additional rights to this report or assembly of contents thereof, please contact INFO@PCTEST.COM.

OPERATING FREQUENCY	1720.00	MHz
MODULATION SIGNAL	QPSK (DFT-s-OFDM)	
BANDWIDTH	20.0	MHz
DISTANCE	3	meters
LIMIT	-25	dBm

Frequency [MHz]	Ant. Pol. [H/V]	Antenna Height [cm]	Turntable Azimuth [degree]	Level at Antenna Terminals [dBm]	Substitute Antenna Gain [dBi]	Spurious Emission Level [dBm]	Margin [dB]
3440.00	H	162	174	-72.36	9.84	-62.51	-37.5
5160.00	H	112	256	-74.13	10.71	-63.42	-38.4
6880.00	H	-	-	-73.94	11.68	-62.26	-37.3
8600.00	H	-	-	-71.07	11.08	-59.99	-35.0

Table 7-67. Radiated Spurious Data (n66 – ENDC – ANCHOR B7– Low Channel)

OPERATING FREQUENCY	1745.00	MHz
MODULATION SIGNAL	QPSK (DFT-s-OFDM)	
BANDWIDTH	20.0	MHz
DISTANCE	3	meters
LIMIT	-25	dBm

Frequency [MHz]	Ant. Pol. [H/V]	Antenna Height [cm]	Turntable Azimuth [degree]	Level at Antenna Terminals [dBm]	Substitute Antenna Gain [dBi]	Spurious Emission Level [dBm]	Margin [dB]
3490.00	H	299	227	-73.72	9.91	-63.80	-38.8
5235.00	H	162	128	-74.51	10.73	-63.78	-38.8
6980.00	H	-	-	-74.66	11.82	-62.84	-37.8
8725.00	H	-	-	-70.43	11.00	-59.43	-34.4

Table 7-68. Radiated Spurious Data (n66 – ENDC – ANCHOR B7 – Mid Channel)

OPERATING FREQUENCY	1770.00	MHz
MODULATION SIGNAL	QPSK (DFT-s-OFDM)	
BANDWIDTH	20.0	MHz
DISTANCE	3	meters
LIMIT	-25	dBm

Frequency [MHz]	Ant. Pol. [H/V]	Antenna Height [cm]	Turntable Azimuth [degree]	Level at Antenna Terminals [dBm]	Substitute Antenna Gain [dBi]	Spurious Emission Level [dBm]	Margin [dB]
3540.00	H	400	207	-74.58	9.89	-64.69	-39.7
5310.00	H	111	19	-67.64	10.69	-56.96	-32.0
7080.00	H	-	-	-74.89	11.79	-63.11	-38.1
8850.00	H	-	-	-70.78	11.00	-59.78	-34.8

Table 7-69. Radiated Spurious Data (n66 – ENDC – ANCHOR B7 – High Channel)

© 2020 PCTEST V 9.0 02/01/2019
All rights reserved. Unless otherwise specified, no part of this report may be reproduced or utilized in any part, form or by any means, electronic or mechanical, including photocopying and microfilm, without permission in writing from PCTEST. If you have any questions about this international copyright or have an enquiry about obtaining additional rights to this report or assembly of contents thereof, please contact INFO@PCTEST.COM.

NR Band n25/n2

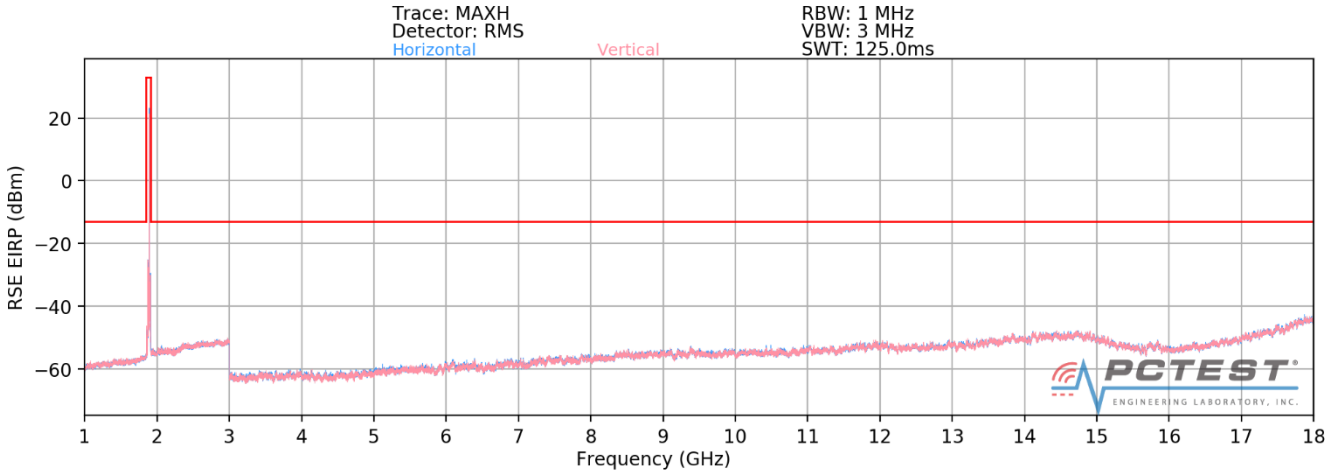

Plot 7-775. Radiated Spurious Plot above 1GHz (n25 Standalone)

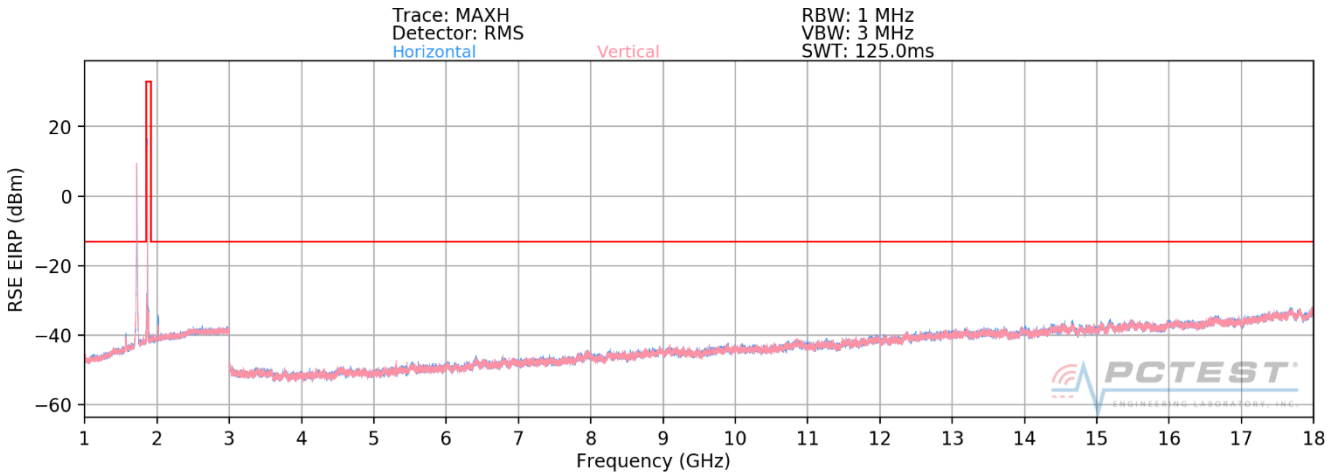

Plot 7-776. Radiated Spurious Plot above 1GHz (n25 ENDC – ANCHOR B66)

© 2020 PCTEST V 9.0 02/01/2019

All rights reserved. Unless otherwise specified, no part of this report may be reproduced or utilized in any part, form or by any means, electronic or mechanical, including photocopying and microfilm, without permission in writing from PCTEST. If you have any questions about this international copyright or have an enquiry about obtaining additional rights to this report or assembly of contents thereof, please contact INFO@PCTEST.COM.

OPERATING FREQUENCY:	1855.00	MHz
MODULATION SIGNAL:	QPSK (DFT-s-OFDM)	
BANDWIDTH:	10.0	MHz
DISTANCE:	3	meters
LIMIT:	-13	dBm

Frequency [MHz]	Ant. Pol. [H/V]	Antenna Height [cm]	Turntable Azimuth [degree]	Level at Antenna Terminals [dBm]	Substitute Antenna Gain [dBi]	Spurious Emission Level [dBm]	Margin [dB]
3710.00	H	151	250	-69.56	6.57	-62.98	-50.0
5565.00	H	118	130	-52.92	8.73	-44.19	-31.2
7420.00	H	-	-	-68.17	8.41	-59.76	-46.8
9275.00	H	-	-	-67.97	9.40	-58.57	-45.6

Table 7-70. Radiated Spurious Data (n25/n2 – Low Channel)

OPERATING FREQUENCY:	1882.50	MHz
MODULATION SIGNAL:	QPSK (DFT-s-OFDM)	
BANDWIDTH:	10.0	MHz
DISTANCE:	3	meters
LIMIT:	-13	dBm

Frequency [MHz]	Ant. Pol. [H/V]	Antenna Height [cm]	Turntable Azimuth [degree]	Level at Antenna Terminals [dBm]	Substitute Antenna Gain [dBi]	Spurious Emission Level [dBm]	Margin [dB]
3765.00	H	359	214	-70.44	6.70	-63.75	-50.7
5647.50	H	109	132	-48.23	8.83	-39.40	-26.4
7530.00	H	-	-	-68.04	8.46	-59.59	-46.6
9412.50	H	-	-	-67.88	9.32	-58.56	-45.6

Table 7-71. Radiated Spurious Data (n25/n2 – Mid Channel)

© 2020 PCTEST V 9.0 02/01/2019

All rights reserved. Unless otherwise specified, no part of this report may be reproduced or utilized in any part, form or by any means, electronic or mechanical, including photocopying and microfilm, without permission in writing from PCTEST. If you have any questions about this international copyright or have an enquiry about obtaining additional rights to this report or assembly of contents thereof, please contact INFO@PCTEST.COM.

OPERATING FREQUENCY:	1910.00	MHz
MODULATION SIGNAL:	QPSK (DFT-s-OFDM)	
BANDWIDTH:	10.0	MHz
DISTANCE:	3	meters
LIMIT:	-13	dBm

Frequency [MHz]	Ant. Pol. [H/V]	Antenna Height [cm]	Turntable Azimuth [degree]	Level at Antenna Terminals [dBm]	Substitute Antenna Gain [dBi]	Spurious Emission Level [dBm]	Margin [dB]
3820.00	H	-	-	-71.70	7.00	-64.70	-51.7
5730.00	H	107	269	-67.00	8.77	-58.23	-45.2
7640.00	H	-	-	-68.12	8.54	-59.58	-46.6
9550.00	H	-	-	-68.63	9.43	-59.20	-46.2

Table 7-72. Radiated Spurious Data (n25/n2 – High Channel)

© 2020 PCTEST V 9.0 02/01/2019

All rights reserved. Unless otherwise specified, no part of this report may be reproduced or utilized in any part, form or by any means, electronic or mechanical, including photocopying and microfilm, without permission in writing from PCTEST. If you have any questions about this international copyright or have an enquiry about obtaining additional rights to this report or assembly of contents thereof, please contact INFO@PCTEST.COM.

NR Band n41

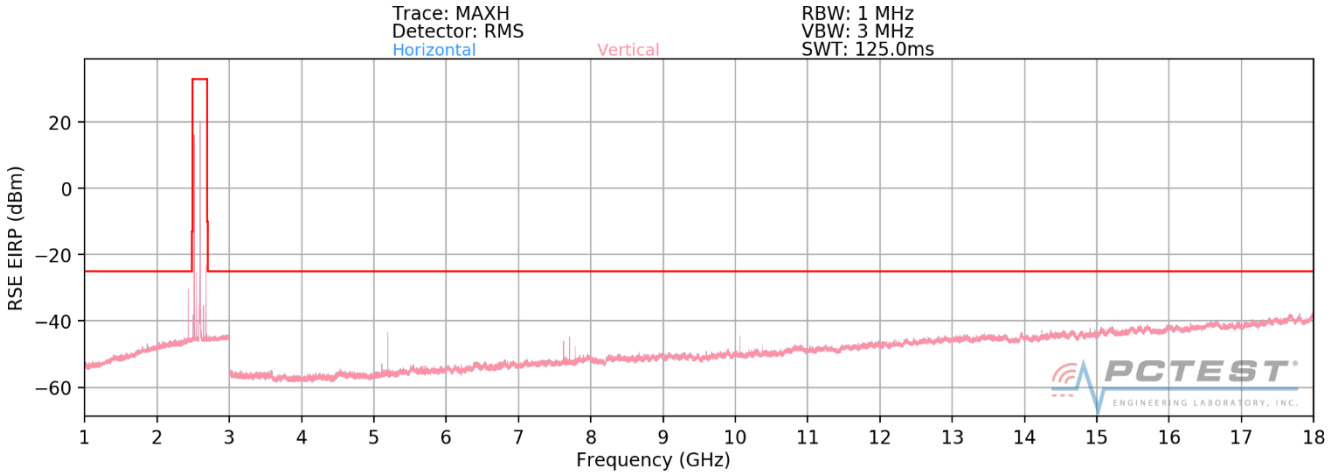

Plot 7-777. Radiated Spurious Plot above 1GHz (Intra-Band Contiguous (B41+n41))

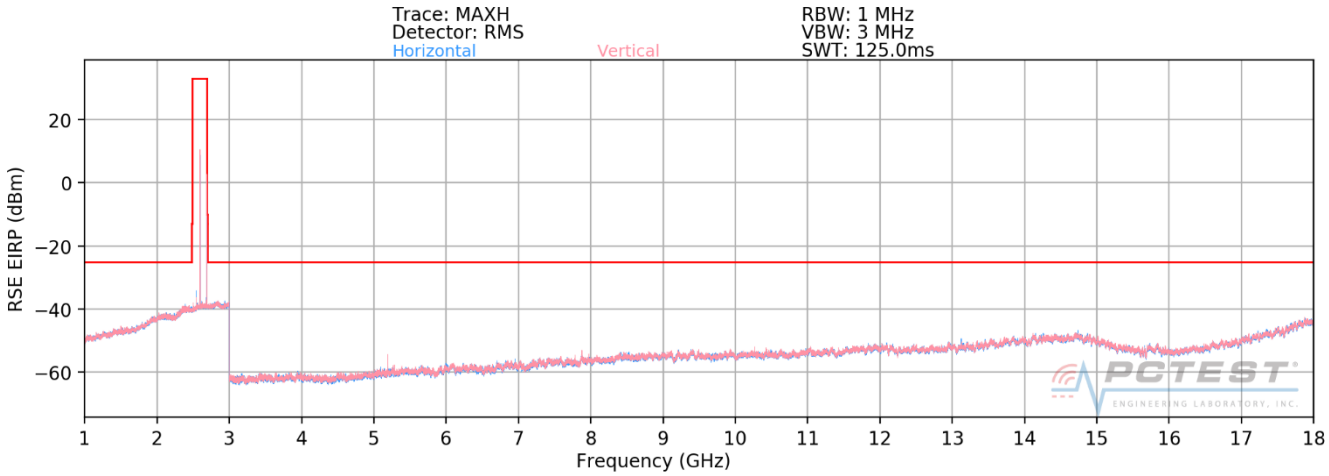

Plot 7-778. Radiated Spurious Plot above 1GHz (Intra-Band Non-Contiguous (B41+n41))

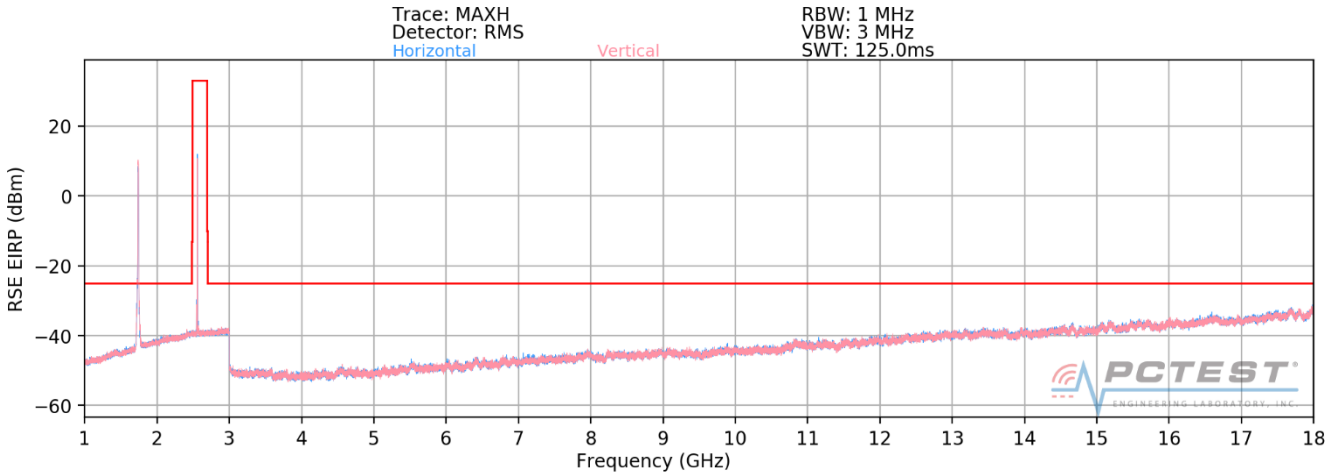

Plot 7-779. Radiated Spurious Plot above 1GHz (n41 ENDC – ANCHOR B66)

© 2020 PCTEST V 9.0 02/01/2019
All rights reserved. Unless otherwise specified, no part of this report may be reproduced or utilized in any part, form or by any means, electronic or mechanical, including photocopying and microfilm, without permission in writing from PCTEST. If you have any questions about this international copyright or have an enquiry about obtaining additional rights to this report or assembly of contents thereof, please contact INFO@PCTEST.COM.

OPERATING FREQUENCY	2546.01	MHz
MODULATION SIGNAL	QPSK (DFT-s-OFDM)	
BANDWIDTH	100.0	MHz
DISTANCE	3	meters
LIMIT	-25	dBm

Frequency [MHz]	Ant. Pol. [H/V]	Antenna Height [cm]	Turntable Azimuth [degree]	Level at Antenna Terminals [dBm]	Substitute Antenna Gain [dBi]	Spurious Emission Level [dBm]	Margin [dB]
5092.02	H	202	296	-58.40	10.69	-47.71	-22.7
7638.03	H	252	290	-58.56	11.33	-47.23	-22.2
10184.04	H	182	287	-60.16	12.09	-48.06	-23.1
12730.05	H	-	-	-61.02	13.64	-47.38	-22.4
15276.06	H	-	-	-60.64	14.89	-45.75	-20.8

Table 7-73. Radiated Spurious Data (Intra-Band Contiguous (B41+n41) – Low Channel)

OPERATING FREQUENCY	2592.99	MHz
MODULATION SIGNAL	QPSK (DFT-s-OFDM)	
BANDWIDTH	100.0	MHz
DISTANCE	3	meters
LIMIT	-25	dBm

Frequency [MHz]	Ant. Pol. [H/V]	Antenna Height [cm]	Turntable Azimuth [degree]	Level at Antenna Terminals [dBm]	Substitute Antenna Gain [dBi]	Spurious Emission Level [dBm]	Margin [dB]
5185.98	H	253	38	-59.06	10.74	-48.32	-23.3
7778.97	H	267	357	-59.48	11.44	-48.04	-23.0
10371.96	H	193	42	-59.01	12.42	-46.58	-21.6
12964.95	H	-	-	-61.21	13.29	-47.92	-22.9
15557.94	H	-	-	-61.26	16.32	-44.94	-19.9

Table 7-74. Radiated Spurious Data (Intra-Band Contiguous (B41+n41) – Mid Channel)

© 2020 PCTEST V 9.0 02/01/2019

All rights reserved. Unless otherwise specified, no part of this report may be reproduced or utilized in any part, form or by any means, electronic or mechanical, including photocopying and microfilm, without permission in writing from PCTEST. If you have any questions about this international copyright or have an enquiry about obtaining additional rights to this report or assembly of contents thereof, please contact INFO@PCTEST.COM.

OPERATING FREQUENCY	2640.00	MHz
MODULATION SIGNAL	QPSK (DFT-s-OFDM)	
BANDWIDTH	100.0	MHz
DISTANCE	3	meters
LIMIT	-25	dBm

Frequency [MHz]	Ant. Pol. [H/V]	Antenna Height [cm]	Turntable Azimuth [degree]	Level at Antenna Terminals [dBm]	Substitute Antenna Gain [dBi]	Spurious Emission Level [dBm]	Margin [dB]
5280.00	H	228	38	-57.72	10.70	-47.02	-22.0
7920.00	H	181	300	-53.54	11.26	-42.28	-17.3
10560.00	H	181	289	-60.80	12.59	-48.21	-23.2
13200.00	H	-	-	-59.32	13.03	-46.29	-21.3
15840.00	H	-	-	-61.77	16.62	-45.15	-20.2

Table 7-75. Radiated Spurious Data (Intra-Band Contiguous (B41+n41) – High Channel)

OPERATING FREQUENCY	2546.01	MHz
MODULATION SIGNAL	QPSK (DFT-s-OFDM)	
BANDWIDTH	100.0	MHz
DISTANCE	3	meters
LIMIT	-25	dBm

Frequency [MHz]	Ant. Pol. [H/V]	Antenna Height [cm]	Turntable Azimuth [degree]	Level at Antenna Terminals [dBm]	Substitute Antenna Gain [dBi]	Spurious Emission Level [dBm]	Margin [dB]
5092.02	V	379	16	-67.70	10.69	-57.01	-32.0
7638.03	V	-	-	-70.31	11.33	-58.98	-34.0
10184.04	V	-	-	-68.97	12.09	-56.88	-31.9

Table 7-76. Radiated Spurious Data (Intra-Band Non-Contiguous (B41+n41) – Low Channel)

OPERATING FREQUENCY	2592.99	MHz
MODULATION SIGNAL	QPSK (DFT-s-OFDM)	
BANDWIDTH	100.0	MHz
DISTANCE	3	meters
LIMIT	-25	dBm

Frequency [MHz]	Ant. Pol. [H/V]	Antenna Height [cm]	Turntable Azimuth [degree]	Level at Antenna Terminals [dBm]	Substitute Antenna Gain [dBi]	Spurious Emission Level [dBm]	Margin [dB]
5185.98	V	130	24	-70.65	10.74	-59.91	-34.9
7778.97	V	-	-	-71.34	11.44	-59.90	-34.9
10371.96	V	123	20	-69.65	12.42	-57.23	-32.2
12964.95	V	-	-	-67.90	13.29	-54.61	-29.6
15557.94	V	-	-	-72.19	16.32	-55.86	-30.9

Table 7-77. Radiated Spurious Data (Intra-Band Non-Contiguous (B41+n41) – Mid Channel)

© 2020 PCTEST V 9.0 02/01/2019

All rights reserved. Unless otherwise specified, no part of this report may be reproduced or utilized in any part, form or by any means, electronic or mechanical, including photocopying and microfilm, without permission in writing from PCTEST. If you have any questions about this international copyright or have an enquiry about obtaining additional rights to this report or assembly of contents thereof, please contact INFO@PCTEST.COM.

OPERATING FREQUENCY	2640.00	MHz
MODULATION SIGNAL	QPSK (DFT-s-OFDM)	
BANDWIDTH	100.0	MHz
DISTANCE	3	meters
LIMIT	-25	dBm

Frequency [MHz]	Ant. Pol. [H/V]	Antenna Height [cm]	Turntable Azimuth [degree]	Level at Antenna Terminals [dBm]	Substitute Antenna Gain [dBi]	Spurious Emission Level [dBm]	Margin [dB]
5280.00	V	137	364	-69.80	10.70	-59.10	-34.1
7920.00	V	-	-	-70.25	11.26	-58.99	-34.0
10560.00	V	-	-	-69.97	12.59	-57.38	-32.4

Table 7-78. Radiated Spurious Data (Intra-Band Non-Contiguous (B41+n41) – High Channel)

© 2020 PCTEST V 9.0 02/01/2019

All rights reserved. Unless otherwise specified, no part of this report may be reproduced or utilized in any part, form or by any means, electronic or mechanical, including photocopying and microfilm, without permission in writing from PCTEST. If you have any questions about this international copyright or have an enquiry about obtaining additional rights to this report or assembly of contents thereof, please contact INFO@PCTEST.COM.

8.0 CONCLUSION

The data collected relate only to the item(s) tested and show that the **LG Portable Handset FCC ID: ZNFV600TM** complies with all the requirements of Part 22, 24, & 27 of the FCC Rules for LTE operation and Sub 6GHz NR operation only.

© 2020 PCTEST
All rights reserved. Unless otherwise specified, no part of this report may be reproduced or utilized in any part, form or by any means, electronic or mechanical, including photocopying and microfilm, without permission in writing from PCTEST. If you have any questions about this international copyright or have an enquiry about obtaining additional rights to this report or assembly of contents thereof, please contact INFO@PCTEST.COM.