PCTEST
7185 Oakland Mills Road, Columbia, MD 21046 USA
Tel. 410.290.6652 / Fax 410.290.6654
http://www.pctest.com



# MEASUREMENT REPORT
## FCC PART 15.407 UNII 802.11ax OFDMA

**Applicant Name:**
LG Electronics USA, Inc.
1000 Sylvan Avenue
Englewood Cliffs, NJ 07632
United States

**Date of Testing:**
11/26/2019 - 1/19/2020
**Test Site/Location:**
PCTEST Lab. Columbia, MD, USA
**Test Report Serial No.:**
1M1911250198-08.ZNF

| | |
|---|---|
| **FCC ID:** | **ZNFV600TM** |
| **APPLICANT:** | **LG Electronics USA, Inc.** |

| | |
|---|---|
| **Application Type:** | Certification |
| **Model:** | LM-V600TM |
| **Additional Model:** | LMV600TM, V600TM |
| **EUT Type:** | Portable Handset |
| **Frequency Range:** | 5180 – 5825MHz |
| **FCC Classification:** | Unlicensed National Information Infrastructure (UNII) |
| **FCC Rule Part(s):** | Part 15 Subpart E (15.407) |
| **Test Procedure(s):** | ANSI C63.10-2013, KDB 789033 D02 v02r01, KDB 648474 D03 v01r04, KDB 662911 D01 v02r01 |

This equipment has been shown to be capable of compliance with the applicable technical standards as indicated in the measurement report and was tested in accordance with the measurement procedures specified in ANSI C63.10-2013 and KDB 789033 D02 v02r01. Test results reported herein relate only to the item(s) tested.

I attest to the accuracy of data. All measurements reported herein were performed by me or were made under my supervision and are correct to the best of my knowledge and belief. I assume full responsibility for the completeness of these measurements and vouch for the qualifications of all persons taking them.

Randy Ortanez
President

ACCREDITED
TESTING CERT#2041.01



© 2020 PCTEST V 9.0 02/01/2019
All rights reserved. Unless otherwise specified, no part of this report may be reproduced or utilized in any part, form or by any means, electronic or mechanical, including photocopying and microfilm, without permission in writing from PCTEST. If you have any questions about this international copyright or have an enquiry about obtaining additional rights to this report or assembly of contents thereof, please contact INFO@PCTEST.COM.

# TABLE OF CONTENTS


1.0 INTRODUCTION ..... 4
1.1 Scope ..... 4
1.2 PCTEST Test Location ..... 4
1.3 Test Facility / Accreditations ..... 4
2.0 PRODUCT INFORMATION ..... 5
2.1 Equipment Description ..... 5
2.2 Device Capabilities ..... 5
2.3 Test Configuration ..... 7
2.4 EMI Suppression Device(s)/Modifications ..... 7
3.0 DESCRIPTION OF TESTS ..... 8
3.1 Evaluation Procedure ..... 8
3.2 Radiated Emissions ..... 8
3.3 Environmental Conditions ..... 8
4.0 ANTENNA REQUIREMENTS ..... 9
5.0 MEASUREMENT UNCERTAINTY ..... 10
6.0 TEST EQUIPMENT CALIBRATION DATA ..... 11
7.0 TEST RESULTS ..... 12
7.1 Summary ..... 12
7.2 26dB Bandwidth Measurement – 802.11ax OFDMA ..... 14
7.3 6dB Bandwidth Measurement – 802.11ax OFDMA ..... 39
7.4 UNII Output Power Measurement – 802.11ax OFDMA ..... 48
7.5 Maximum Power Spectral Density – 802.11ax OFDMA ..... 68
7.6 Radiated Spurious Emission Measurements – Above 1GHz ..... 136
7.6.1 SISO Antenna-1 Radiated Spurious Emission Measurements ..... 139
7.6.2 SISO Antenna-2 Radiated Spurious Emission Measurements ..... 157
7.6.3 MIMO Radiated Spurious Emission Measurements ..... 175
7.6.4 SISO Antenna-1 Radiated Band Edge Measurements (20MHz BW) ..... 194
7.6.5 SISO Antenna-1 Radiated Band Edge Measurements (40MHz BW) ..... 197
7.6.6 SISO Antenna-1 Radiated Band Edge Measurements (80MHz BW) ..... 199
7.6.7 SISO Antenna-2 Radiated Band Edge Measurements (20MHz BW) ..... 201
7.6.8 SISO Antenna-2 Radiated Band Edge Measurements (40MHz BW) ..... 204
7.6.9 SISO Antenna-2 Radiated Band Edge Measurements (80MHz BW) ..... 206
7.6.10 MIMO Radiated Band Edge Measurements (20MHz BW) ..... 208
7.6.11 MIMO Radiated Band Edge Measurements (40MHz BW) ..... 211
7.6.12 MIMO Radiated Band Edge Measurements (80MHz BW) ..... 213
7.7 Radiated Spurious Emissions Measurements – Below 1GHz ..... 215
8.0 CONCLUSION ..... 221





© 2020 PCTEST V 9.0 02/01/2019
All rights reserved. Unless otherwise specified, no part of this report may be reproduced or utilized in any part, form or by any means, electronic or mechanical, including photocopying and microfilm, without permission in writing from PCTEST. If you have any questions about this international copyright or have an enquiry about obtaining additional rights to this report or assembly of contents thereof, please contact INFO@PCTEST.COM.

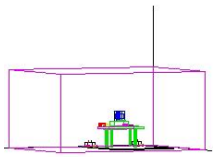

# MEASUREMENT REPORT

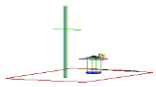

| UNII Band | Channel Bandwidth (MHz) | Tx Frequency (MHz) | ANT1 | | ANT2 | | MIMO | |
|---|---|---|---|---|---|---|---|---|
| | | | Max. Power (mW) | Max. Power (dBm) | Max. Power (mW) | Max. Power (dBm) | Max. Power (mW) | Max. Power (dBm) |
| 1 | 20 | 5180 - 5240 | 8.995 | 9.54 | 9.908 | 9.96 | 18.835 | 12.75 |
| 2A | | 5260 - 5320 | 8.630 | 9.36 | 9.954 | 9.98 | 18.564 | 12.69 |
| 2C | | 5500 - 5720 | 8.995 | 9.54 | 9.931 | 9.97 | 18.790 | 12.74 |
| 3 | | 5745 - 5825 | 9.817 | 9.92 | 9.772 | 9.90 | 19.590 | 12.92 |
| 1 | 40 | 5190 - 5230 | 9.141 | 9.61 | 9.954 | 9.98 | 19.095 | 12.81 |
| 2A | | 5270 - 5310 | 9.078 | 9.58 | 9.954 | 9.98 | 18.987 | 12.78 |
| 2C | | 5510 - 5710 | 9.705 | 9.87 | 9.954 | 9.98 | 19.659 | 12.94 |
| 3 | | 5755 - 5795 | 9.977 | 9.99 | 9.954 | 9.98 | 19.885 | 12.99 |
| 1 | 80 | 5210 | 8.974 | 9.53 | 9.931 | 9.97 | 18.780 | 12.74 |
| 2A | | 5290 | 9.057 | 9.57 | 9.954 | 9.98 | 18.744 | 12.73 |
| 2C | | 5530 - 5690 | 9.550 | 9.80 | 9.954 | 9.98 | 19.435 | 12.89 |
| 3 | | 5775 | 9.954 | 9.98 | 9.908 | 9.96 | 19.749 | 12.96 |

**EUT Overview**



© 2020 PCTEST V 9.0 02/01/2019
All rights reserved. Unless otherwise specified, no part of this report may be reproduced or utilized in any part, form or by any means, electronic or mechanical, including photocopying and microfilm, without permission in writing from PCTEST. If you have any questions about this international copyright or have an enquiry about obtaining additional rights to this report or assembly of contents thereof, please contact INFO@PCTEST.COM.

# 1.0 INTRODUCTION

## 1.1 Scope

Measurement and determination of electromagnetic emissions (EMC) of radio frequency devices including intentional and/or unintentional radiators for compliance with the technical rules and regulations of the Federal Communications Commission and the Innovation, Science and Economic Development Canada.

## 1.2 PCTEST Test Location

These measurement tests were conducted at the PCTEST Engineering Laboratory, Inc. facility located at 7185 Oakland Mills Road, Columbia, MD 21046. The measurement facility is compliant with the test site requirements specified in ANSI C63.4-2014.

## 1.3 Test Facility / Accreditations

**Measurements were performed at PCTEST Engineering Lab located in Columbia, MD 21046, U.S.A.**

- PCTEST is an ISO 17025-2005 accredited test facility under the American Association for Laboratory Accreditation (A2LA) with Certificate number 2041.01 for Specific Absorption Rate (SAR), Hearing Aid Compatibility (HAC) testing, where applicable, and Electromagnetic Compatibility (EMC) testing for FCC and Innovation, Science, and Economic Development Canada rules.

- PCTEST TCB is a Telecommunication Certification Body (TCB) accredited to ISO/IEC 17065-2012 by A2LA (Certificate number 2041.03) in all scopes of FCC Rules and ISED Standards (RSS).

- PCTEST facility is a registered (2451B) test laboratory with the site description on file with ISED.




© 2020 PCTEST V 9.0 02/01/2019

All rights reserved. Unless otherwise specified, no part of this report may be reproduced or utilized in any part, form or by any means, electronic or mechanical, including photocopying and microfilm, without permission in writing from PCTEST. If you have any questions about this international copyright or have an enquiry about obtaining additional rights to this report or assembly of contents thereof, please contact INFO@PCTEST.COM.

# 2.0 PRODUCT INFORMATION

## 2.1 Equipment Description

The Equipment Under Test (EUT) is the **LG Portable Handset FCC ID: ZNFV600TM**. The test data contained in this report pertains only to the emissions due to the EUT's UNII transmitter.

**Test Device Serial No.:** 03176, 03184, 03200, 03309

## 2.2 Device Capabilities

This device contains the following capabilities:

800/850/1900 CDMA/EvDO Rev0/A, 1x Advanced (BC0, BC1, BC10), 850/1900 GSM/GPRS/EDGE, 850/1700/1900 WCDMA/HSPA, Multi-band LTE, 5G NR (n71, n66, n25, n2, n41(PC2)), 802.11b/g/n/ac/ax WLAN, 802.11a/n/ac/ax UNII, Bluetooth (1x, EDR, LE), NFC

| Band 1 | | Band 2A | | Band 2C | | Band 3 | |
|---|---|---|---|---|---|---|---|
| Ch. | Frequency (MHz) | Ch. | Frequency (MHz) | Ch. | Frequency (MHz) | Ch. | Frequency (MHz) |
| 36 | 5180 | 52 | 5260 | 100 | 5500 | 149 | 5745 |
| : | : | : | : | : | : | : | : |
| 42 | 5210 | 56 | 5280 | 120 | 5600 | 157 | 5785 |
| : | : | : | : | : | : | : | : |
| 48 | 5240 | 64 | 5320 | 144 | 5720 | 165 | 5825 |

**Table 2-1. 802.11ax (20MHz) Frequency / Channel Operations**

| Band 1 | | Band 2A | | Band 2C | | Band 3 | |
|---|---|---|---|---|---|---|---|
| Ch. | Frequency (MHz) | Ch. | Frequency (MHz) | Ch. | Frequency (MHz) | Ch. | Frequency (MHz) |
| 38 | 5190 | 54 | 5270 | 102 | 5510 | 151 | 5755 |
| : | : | : | : | : | : | : | : |
| 46 | 5230 | 62 | 5310 | 118 | 5590 | 159 | 5795 |
| | | | | : | : | | |
| | | | | 142 | 5710 | | |

**Table 2-2. 802.11ax (40MHz BW) Frequency / Channel Operations**

| Band 1 | | Band 2A | | Band 2C | | Band 3 | |
|---|---|---|---|---|---|---|---|
| Ch. | Frequency (MHz) | Ch. | Frequency (MHz) | Ch. | Frequency (MHz) | Ch. | Frequency (MHz) |
| 42 | 5210 | 58 | 5290 | 106 | 5530 | 155 | 5775 |
| | | | | : | : | | |
| | | | | 138 | 5690 | | |

**Table 2-3. 802.11ax (80MHz BW) Frequency / Channel Operations**



© 2020 PCTEST V 9.0 02/01/2019
All rights reserved. Unless otherwise specified, no part of this report may be reproduced or utilized in any part, form or by any means, electronic or mechanical, including photocopying and microfilm, without permission in writing from PCTEST. If you have any questions about this international copyright or have an enquiry about obtaining additional rights to this report or assembly of contents thereof, please contact INFO@PCTEST.COM.

**Notes:**

1. 5GHz NII operation is possible in 20MHz, and 40MHz, and 80MHz channel bandwidths. The maximum achievable duty cycles for all modes were determined based on measurements performed on a spectrum analyzer in zero-span mode with RBW = 8MHz, VBW = 50MHz, and detector = peak per the guidance of Section B)2)b) of ANSI C63.10-2013 and KDB 789033 D02 v02r01. The RBW and VBW were both greater than 50/T, where T is the minimum transmission duration, and the number of sweep points across T was greater than 100. The duty cycles are as follows:

| Mode | Antenna | Bandwidth [MHz] | Tone | duty cycle |
|---|---|---|---|---|
| 802.11ax NII RU | 1 | 20 | 26T | 99.7 |
| | | | 52T | 99.7 |
| | | | 106T | 99.6 |
| | | | 242T | 99.7 |
| 802.11ax NII RU | 2 | | 26T | 99.5 |
| | | | 52T | 99.7 |
| | | | 106T | 99.7 |
| | | | 242T | 99.6 |
| 802.11ax NII RU | MIMO CDD | 20 | 26T | 99.7 |
| | | | 52T | 99.7 |
| | | | 106T | 99.6 |
| | | | 242T | 99.7 |
| 802.11ax NII RU | 1 | 40 | 26T | 99.7 |
| | | | 52T | 99.7 |
| | | | 106T | 99.7 |
| | | | 242T | 99.6 |
| | | | 484T | 99.6 |
| 802.11ax NII RU | 2 | | 26T | 99.8 |
| | | | 52T | 99.7 |
| | | | 106T | 99.5 |
| | | | 242T | 99.7 |
| | | | 484T | 99.7 |
| 802.11ax NII RU | MIMO CDD | 40 | 26T | 99.7 |
| | | | 52T | 99.7 |
| | | | 106T | 99.6 |
| | | | 242T | 99.7 |
| | | | 484T | 99.7 |
| 802.11ax NII RU | 1 | 80 | 26T | 99.5 |
| | | | 52T | 99.4 |
| | | | 106T | 99.4 |
| | | | 242T | 99.6 |
| | | | 484T | 99.6 |
| | | | 996T | 68.3 |
| 802.11ax NII RU | 2 | | 26T | 99.5 |
| | | | 52T | 99.4 |
| | | | 106T | 99.5 |
| | | | 242T | 99.7 |
| | | | 484T | 99.7 |
| | | | 996T | 69.4 |
| 802.11ax NII RU | MIMO CDD | 80 | 26T | 99.7 |
| | | | 52T | 99.7 |
| | | | 106T | 99.7 |
| | | | 242T | 99.7 |
| | | | 484T | 99.7 |
| | | | 996T | 68.4 |

**Table 2-4. Measured Duty Cycles**




© 2020 PCTEST V 9.0 02/01/2019

All rights reserved. Unless otherwise specified, no part of this report may be reproduced or utilized in any part, form or by any means, electronic or mechanical, including photocopying and microfilm, without permission in writing from PCTEST. If you have any questions about this international copyright or have an enquiry about obtaining additional rights to this report or assembly of contents thereof, please contact INFO@PCTEST.COM.

2. The device employs MIMO technology. Below are the possible configurations.

| WiFi Configurations | | SISO | | SDM | | MIMO | |
|---|---|---|---|---|---|---|---|
| | | ANT1 | ANT2 | ANT1 | ANT2 | ANT1 | ANT2 |
| 5GHz | 11ax (20MHz) | ✓ | ✓ | ✓ | ✓ | ✓ | ✓ |
| | 11ax (40MHz) | ✓ | ✓ | ✓ | ✓ | ✓ | ✓ |
| | 11ax (80MHz) | ✓ | ✓ | ✓ | ✓ | ✓ | ✓ |

**Table 2-5. Frequency / Channel Operations**

✓= Support ; ✗ = NOT Support
**SISO** = Single Input Single Output
**SDM** = Spatial Diversity Multiplexing – MIMO function

## 2.3 Test Configuration

The EUT was tested per the guidance of KDB 789033 D02 v02r01. ANSI C63.10-2013 was used to reference the appropriate EUT setup for radiated spurious emissions testing.

This device supports wireless charging capability and, thus, is subject to the test requirements of KDB 648474 D03 v01r04. Additional radiated spurious emission measurements were performed with the EUT lying flat on an authorized wireless charging pad (WCP) FCC ID: YZP-PWMAW815A while operating under normal conditions in a simulated call or data transmission configuration. The worst case radiated emissions data is shown in this report.

## 2.4 EMI Suppression Device(s)/Modifications

No EMI suppression device(s) were added and/or no modifications were made during testing.



© 2020 PCTEST V 9.0 02/01/2019
All rights reserved. Unless otherwise specified, no part of this report may be reproduced or utilized in any part, form or by any means, electronic or mechanical, including photocopying and microfilm, without permission in writing from PCTEST. If you have any questions about this international copyright or have an enquiry about obtaining additional rights to this report or assembly of contents thereof, please contact INFO@PCTEST.COM.

# 3.0 DESCRIPTION OF TESTS

## 3.1 Evaluation Procedure

The measurement procedures described in the American National Standard of Procedures for Compliance Testing of Unlicensed Wireless Devices (ANSI C63.10-2013) and the guidance provided in KDB 789033 D02 v02r01 were used in the measurement of the EUT**.**

**Deviation from measurement procedure……..…….....None**

## 3.2 Radiated Emissions

The radiated test facilities consisted of an indoor 3 meter semi-anechoic chamber used for final measurements and exploratory measurements, when necessary. The measurement area is contained within the semi-anechoic chamber which is shielded from any ambient interference. The test site inside the chamber is a 6m x 5.2m elliptical, obstruction-free area in accordance with Figure 5.7 of Clause 5 in ANSI C63.4-2014. Absorbers are arranged on the floor between the turn table and the antenna mast in such a way so as to maximize the reduction of reflections for measurements above 1GHz. An 80cm tall test table made of Styrodur is placed on top of the turn table. For measurements above 1GHz, an additional Styrodur pedestal is placed on top of the test table to bring the total table height to 1.5m.

For all measurements, the spectrum was scanned through all EUT azimuths and from 1 to 4 meter receive antenna height using a broadband antenna from 30MHz up to the upper frequency shown in 15.33 depending on the highest frequency generated or used in the device or on which the device operates or tunes. For frequencies above 1GHz, linearly polarized double ridge horn antennas were used. For frequencies below 30MHz, a calibrated loop antenna was used. When exploratory measurements were necessary, they were performed at 1 meter test distance inside the semi-anechoic chamber using broadband antennas, broadband amplifiers, and spectrum analyzers to determine the frequencies and modes producing the maximum emissions. Sufficient time for the EUT, support equipment, and test equipment was allowed in order for them to warm up to their normal operating condition. The test set-up was placed on top of the 1 x 1.5 meter table. The EUT, support equipment, and interconnecting cables were arranged and manipulated to maximize each emission. Appropriate precaution was taken to ensure that all emissions from the EUT were maximized and investigated. The system configuration, mode of operation, turntable azimuth, and receive antenna height was noted for each frequency found.

Final measurements were made in the semi-anechoic chamber using calibrated, linearly polarized broadband and horn antennas. The test setup was configured to the setup that produced the worst case emissions. The spectrum analyzer was set to investigate all frequencies required for testing to compare the highest radiated disturbances with respect to the specified limits. The turntable containing the EUT was rotated through 360 degrees and the height of the receive antenna was varied 1 to 4 meters and stopped at the azimuth and height producing the maximum emission. Each emission was maximized by changing the orientation of the EUT through three orthogonal planes and changing the polarity of the receive antenna, whichever produced the worst-case emissions.

All radiated measurements are performed in a chamber that meets the site requirements per ANSI C63.4-2014. Additionally, radiated emissions below 30MHz are also validated on an Open Area Test Site to assert correlation with the chamber measurements per the requirements of KDB 474788 D01.

## 3.3 Environmental Conditions

The temperature is controlled within range of 15ºC to 35ºC. The relative humidity is controlled within range of 10% to 75%. The atmospheric pressure is monitored within the range 86-106kPa (860-1060mbar).



© 2020 PCTEST V 9.0 02/01/2019
All rights reserved. Unless otherwise specified, no part of this report may be reproduced or utilized in any part, form or by any means, electronic or mechanical, including photocopying and microfilm, without permission in writing from PCTEST. If you have any questions about this international copyright or have an enquiry about obtaining additional rights to this report or assembly of contents thereof, please contact INFO@PCTEST.COM.

# 4.0 ANTENNA REQUIREMENTS

**Excerpt from §15.203 of the FCC Rules/Regulations:**
"An intentional radiator antenna shall be designed to ensure that no antenna other than that furnished by the responsible party can be used with the device. The use of a permanently attached antenna or of an antenna that uses a unique coupling to the intentional radiator shall be considered sufficient to comply with the provisions of this section."

- The antennas of the EUT are **permanently attached.**
- There are no provisions for connection to an external antenna.

**Conclusion:**

The EUT complies with the requirement of §15.203.



© 2020 PCTEST V 9.0 02/01/2019
All rights reserved. Unless otherwise specified, no part of this report may be reproduced or utilized in any part, form or by any means, electronic or mechanical, including photocopying and microfilm, without permission in writing from PCTEST. If you have any questions about this international copyright or have an enquiry about obtaining additional rights to this report or assembly of contents thereof, please contact INFO@PCTEST.COM.

# 5.0 MEASUREMENT UNCERTAINTY

The measurement uncertainties shown below were calculated in accordance with the requirements of ANSI C63.10-2013. All measurement uncertainty values are shown with a coverage factor of k = 2 to indicate a 95% level of confidence. The measurement uncertainty shown below meets or exceeds the $U_{CISPR}$ measurement uncertainty values specified in CISPR 16-4-2 and, thus, can be compared directly to specified limits to determine compliance.

| Contribution | Expanded Uncertainty (±dB) |
|---|---|
| Conducted Bench Top Measurements | 1.13 |
| Line Conducted Disturbance | 3.09 |
| Radiated Disturbance (<1GHz) | 4.98 |
| Radiated Disturbance (>1GHz) | 5.07 |
| Radiated Disturbance (>18GHz) | 5.09 |




© 2020 PCTEST V 9.0 02/01/2019

All rights reserved. Unless otherwise specified, no part of this report may be reproduced or utilized in any part, form or by any means, electronic or mechanical, including photocopying and microfilm, without permission in writing from PCTEST. If you have any questions about this international copyright or have an enquiry about obtaining additional rights to this report or assembly of contents thereof, please contact INFO@PCTEST.COM.

# 6.0 TEST EQUIPMENT CALIBRATION DATA

Test Equipment Calibration is traceable to the National Institute of Standards and Technology (NIST). Measurements antennas used during testing were calibrated in accordance to the requirements of ANSI C63.5-2017.

| Manufacturer | Model | Description | Cal Date | Cal Interval | Cal Due | Serial Number |
|---|---|---|---|---|---|---|
| - | WL25-1 | Conducted Cable Set (25GHz) | 6/5/2019 | Annual | 6/5/2020 | WL25-1 |
| Agilent | N9030A | PXA Signal Analyzer (44GHz) | 6/12/2019 | Annual | 6/12/2020 | MY52350166 |
| Emco | 3115 | Horn Antenna (1-18GHz) | 3/28/2018 | Biennial | 3/28/2020 | 9704-5182 |
| Emco | 3116 | Horn Antenna (18 - 40GHz) | 6/7/2018 | Triennial | 6/7/2021 | 9203-2178 |
| ETS-Lindgren | 3816/2NM | Line Impedance Stabilization Network | 6/18/2018 | Biennial | 6/18/2020 | 114451 |
| Pasternack | NMLC-2 | Line Conducted Emissions Cable (NM) | 6/3/2019 | Annual | 6/3/2020 | NMLC-2 |
| Rohde & Schwarz | FSW67 | Signal / Spectrum Analyzer | 5/6/2019 | Annual | 5/6/2020 | 103200 |
| Rohde & Schwarz | SFUNIT-Rx | Shielded Filter Unit | 7/11/2019 | Annual | 7/11/2020 | 102134 |
| Rohde & Schwarz | SFUNIT-Rx | Shielded Filter Unit | 7/8/2019 | Annual | 7/8/2020 | 102133 |
| Rohde & Schwarz | TS-PR26 | 18-26.5 GHz Pre-Amplifier | 1/31/2019 | Annual | 1/31/2020 | 100040 |
| Seekonk | NC-100 | Torque Wrench 8in-lb | 5/9/2018 | Biennial | 5/9/2020 | N/A |
| Sunol | DRH-118 | Horn Antenna (1-18GHz) | 10/3/2019 | Biennial | 10/3/2021 | A050307 |
| Sunol | JB5 | Bi-Log Antenna (30M - 5GHz) | 4/19/2018 | Biennial | 4/19/2020 | A051107 |

**Table 6-1. Annual Test Equipment Calibration Schedule**

**Note:**

For equipment listed above that has a calibration date or calibration due date that falls within the test date range, care was taken to ensure that this equipment was used after the calibration date and before the calibration due date.




© 2020 PCTEST V 9.0 02/01/2019

All rights reserved. Unless otherwise specified, no part of this report may be reproduced or utilized in any part, form or by any means, electronic or mechanical, including photocopying and microfilm, without permission in writing from PCTEST. If you have any questions about this international copyright or have an enquiry about obtaining additional rights to this report or assembly of contents thereof, please contact INFO@PCTEST.COM.

# 7.0 TEST RESULTS

## 7.1 Summary

Company Name: LG Electronics USA, Inc.
FCC ID: ZNFV600TM
FCC Classification: Unlicensed National Information Infrastructure (UNII)

| FCC Part Section(s) | RSS Section(s) | Test Description | Test Limit | Test Condition | Test Result | Reference |
|---|---|---|---|---|---|---|
| N/A | RSS-Gen [6.7] | 26dB Bandwidth | N/A | CONDUCTED | PASS | Section 7.2 |
| 15.407(e) | RSS-Gen [6.7] | 6dB Bandwidth | >500kHz(5725-5850MHz) | | PASS | Section 7.3 |
| 15.407 (a.1.iv), (a.2), (a.3) | RSS-247 [6.2] | Maximum Conducted Output Power | Maximum conducted powers must meet the limits detailed in 15.407 (a) (RSS-247 [6.2]) | | PASS | Section 7.4 |
| 15.407 (a.1.iv), (a.2), (a.3) | RSS-247 [6.2] | Maximum Power Spectral Density | Maximum power spectral density must meet the limits detailed in 15.407 (a) (RSS-247 [6.2]) | | PASS | Section 7.5 |
| 15.407(h) | RSS-247 [6.3] | Dynamic Frequency Selection | See DFS Test Report | | PASS | See DFS Test Report |
| 15.407(b.1), (2), (3), (4) | RSS-247 [6.2] | Undesirable Emissions | Undesirable emissions must meet the limits detailed in 15.407(b) (RSS-247 [6.2]) | RADIATED | PASS | Section 7.6 |
| 15.205, 15.407(b.1), (4), (5), (6) | RSS-Gen [8.9] | General Field Strength Limits (Restricted Bands and Radiated Emission Limits) | Emissions in restricted bands must meet the radiated limits detailed in 15.209 (RSS-Gen [8.9]) | | PASS | Section 7.6, 7.7 |

**Table 7-1. Summary of Test Results**

**Notes:**

1) All channels, modes, and modulations/data rates were investigated among all UNII bands. The test results shown in the following sections represent the worst case emissions.
2) The analyzer plots shown in this section were all taken with a correction table loaded into the analyzer. The correction table was used to account for the losses of the cables and attenuators used as part of the system to connect the EUT to the analyzer at all frequencies of interest.
3) All antenna port conducted emissions testing was performed on a test bench with the antenna port of the EUT connected to the spectrum analyzer through calibrated cables and attenuators.
4) For conducted spurious emissions, automated test software was used to measure emissions and capture the corresponding plots necessary to show compliance. The measurement software utilized is PCTEST "UNII Automation," Version 4.7.
5) For radiated band edge, automated test software was used to measure emissions and capture the corresponding plots necessary to show compliance. The measurement software utilized is PCTEST "Chamber Automation," Version 1.3.1.
6) Per RSS-247 Section 6.2.3, transmission on channels which overlap the 5600-5650 MHz is prohibited. This device operates under these frequencies only under the control of a certified master device and does not support active scanning on these channels. This device does not transmit any beacons or initiate any transmissions in UNII Bands 2A or 2C.



© 2020 PCTEST V 9.0 02/01/2019
All rights reserved. Unless otherwise specified, no part of this report may be reproduced or utilized in any part, form or by any means, electronic or mechanical, including photocopying and microfilm, without permission in writing from PCTEST. If you have any questions about this international copyright or have an enquiry about obtaining additional rights to this report or assembly of contents thereof, please contact INFO@PCTEST.COM.

7) 802.11ax OFDMA testing was performed for all signal tone configurations as specified by the 802.11ax standard. Worst case results are determined and reported per the guidance provided at the October 2018 TCB Workshop.
8) Only one RU index could be selected at a time so no contiguous or non-contiguous RU's were considered for testing.



© 2020 PCTEST V 9.0 02/01/2019
All rights reserved. Unless otherwise specified, no part of this report may be reproduced or utilized in any part, form or by any means, electronic or mechanical, including photocopying and microfilm, without permission in writing from PCTEST. If you have any questions about this international copyright or have an enquiry about obtaining additional rights to this report or assembly of contents thereof, please contact INFO@PCTEST.COM.

## 7.2 26dB Bandwidth Measurement – 802.11ax OFDMA

**RSS-Gen [6.2]**

### Test Overview and Limit

The bandwidth at 26dB down from the highest in-band spectral density is measured with a spectrum analyzer connected to the antenna terminal while the EUT is operating at its maximum duty cycle, at its maximum power control level, as defined in ANSI C63.10-2013 and KDB 789033 D02 v02r01, and at the appropriate frequencies. The spectrum analyzer's bandwidth measurement function is configured to measure the 26dB bandwidth.

***The 26dB bandwidth is used to determine the conducted power limits.***

### Test Procedure Used

ANSI C63.10-2013 – Section 12.4
KDB 789033 D02 v02r01 – Section C

### Test Settings

1. The signal analyzers' automatic bandwidth measurement capability was used to perform the 26dB bandwidth measurement. The "X" dB bandwidth parameter was set to X = 26. The automatic bandwidth measurement function also has the capability of simultaneously measuring the 99% occupied bandwidth. The bandwidth measurement was not influenced by any intermediate power nulls in the fundamental emission.
2. RBW = approximately 1% of the emission bandwidth
3. VBW $\geq$ 3 x RBW
4. Detector = Peak
5. Trace mode = max hold

### Test Setup

The EUT and measurement equipment were set up as shown in the diagram below.

**Figure 7-1. Test Instrument & Measurement Setup**

### Test Notes

The 26dB Bandwidth measurement for each channel was measured with the RU index showing the highest conducted power.




© 2020 PCTEST V 9.0 02/01/2019
All rights reserved. Unless otherwise specified, no part of this report may be reproduced or utilized in any part, form or by any means, electronic or mechanical, including photocopying and microfilm, without permission in writing from PCTEST. If you have any questions about this international copyright or have an enquiry about obtaining additional rights to this report or assembly of contents thereof, please contact INFO@PCTEST.COM.

## SISO Antenna-1 26 dB Bandwidth Measurements (26 Tones)

| | Frequency [MHz] | Channel No. | 802.11 Mode | Tones | Data Rate [Mbps] | Measured 26dB Bandwidth [MHz] |
|---|---|---|---|---|---|---|
| Band 1 | 5180 | 36 | ax (20MHz) | 26T | MCS0 | 18.63 |
| | 5200 | 40 | ax (20MHz) | 26T | MCS0 | 18.63 |
| | 5240 | 48 | ax (20MHz) | 26T | MCS0 | 18.40 |
| | 5190 | 38 | ax (40MHz) | 26T | MCS0 | 38.16 |
| | 5230 | 46 | ax (40MHz) | 26T | MCS0 | 37.07 |
| | 5210 | 42 | ax (80MHz) | 26T | MCS0 | 76.62 |
| Band 2A | 5260 | 52 | ax (20MHz) | 26T | MCS0 | 18.78 |
| | 5280 | 56 | ax (20MHz) | 26T | MCS0 | 16.32 |
| | 5320 | 64 | ax (20MHz) | 26T | MCS0 | 18.27 |
| | 5270 | 54 | ax (40MHz) | 26T | MCS0 | 36.27 |
| | 5310 | 62 | ax (40MHz) | 26T | MCS0 | 33.34 |
| | 5290 | 58 | ax (80MHz) | 26T | MCS0 | 77.25 |
| Band 2C | 5500 | 100 | ax (20MHz) | 26T | MCS0 | 18.26 |
| | 5600 | 120 | ax (20MHz) | 26T | MCS0 | 18.80 |
| | 5720 | 144 | ax (20MHz) | 26T | MCS0 | 17.41 |
| | 5510 | 102 | ax (40MHz) | 26T | MCS0 | 34.98 |
| | 5590 | 118 | ax (40MHz) | 26T | MCS0 | 31.24 |
| | 5710 | 142 | ax (40MHz) | 26T | MCS0 | 38.16 |
| | 5530 | 106 | ax (80MHz) | 26T | MCS0 | 78.56 |
| | 5610 | 122 | ax (80MHz) | 26T | MCS0 | 77.78 |
| | 5690 | 138 | ax (80MHz) | 26T | MCS0 | 77.21 |

**Table 7-2. Conducted Bandwidth Measurements SISO ANT1 (26 Tones)**




© 2020 PCTEST V 9.0 02/01/2019

All rights reserved. Unless otherwise specified, no part of this report may be reproduced or utilized in any part, form or by any means, electronic or mechanical, including photocopying and microfilm, without permission in writing from PCTEST. If you have any questions about this international copyright or have an enquiry about obtaining additional rights to this report or assembly of contents thereof, please contact INFO@PCTEST.COM.

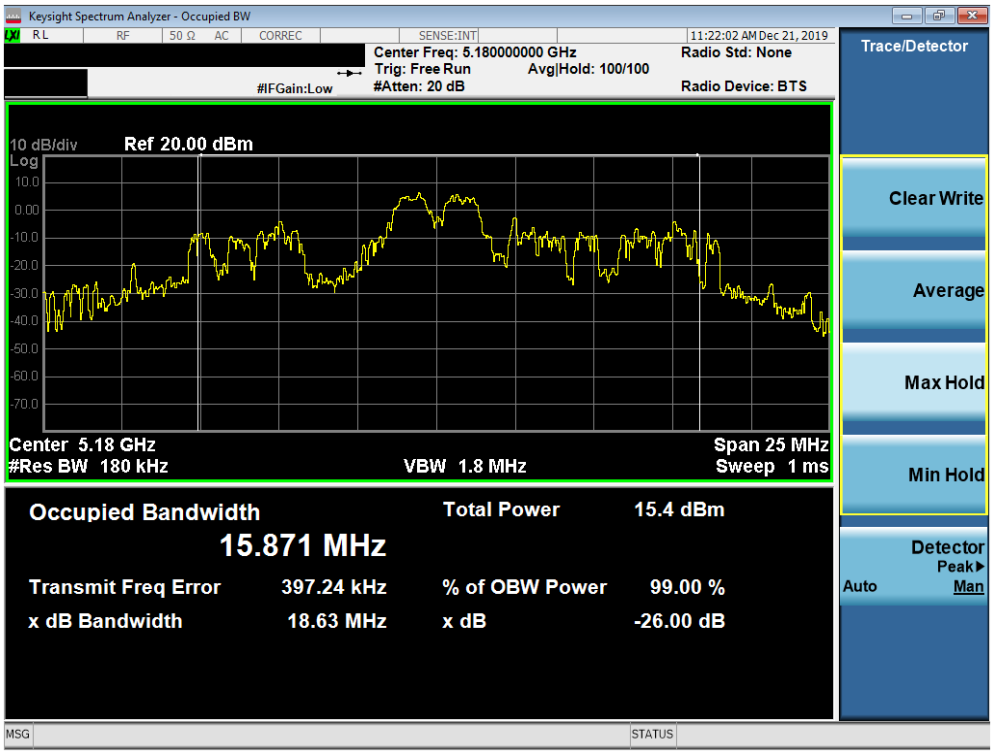


**Plot 7-1. 26dB Bandwidth Plot SISO ANT1 (20MHz BW 802.11ax – 26 Tones (UNII Band 1) – Ch. 36)**

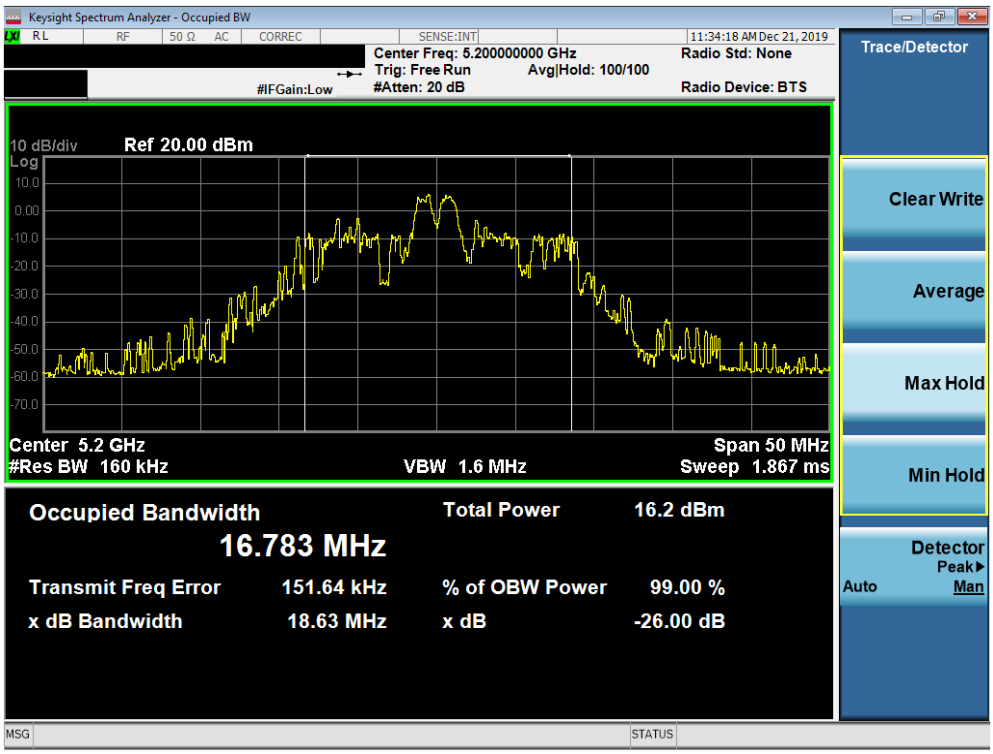


**Plot 7-2. 26dB Bandwidth Plot SISO ANT1 (20MHz BW 802.11ax – 26 Tones (UNII Band 1) – Ch. 40)**



© 2020 PCTEST
All rights reserved. Unless otherwise specified, no part of this report may be reproduced or utilized in any part, form or by any means, electronic or mechanical, including photocopying and microfilm, without permission in writing from PCTEST. If you have any questions about this international copyright or have an enquiry about obtaining additional rights to this report or assembly of contents thereof, please contact INFO@PCTEST.COM.

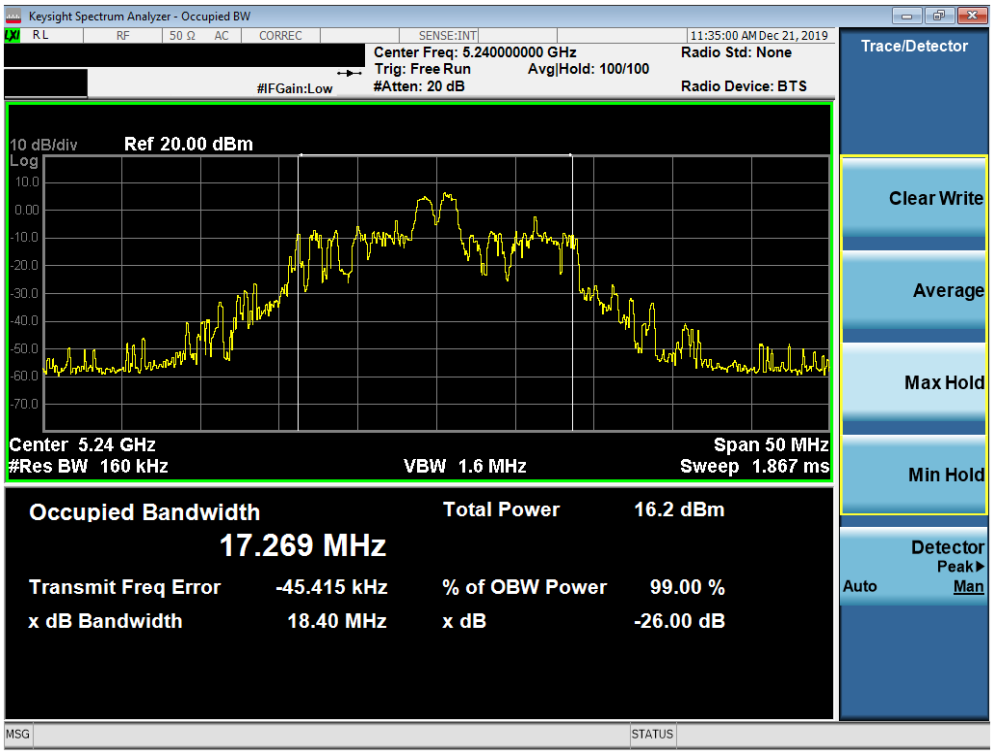


**Plot 7-3. 26dB Bandwidth Plot SISO ANT1 (20MHz BW 802.11ax – 26 Tones (UNII Band 1) – Ch. 48)**

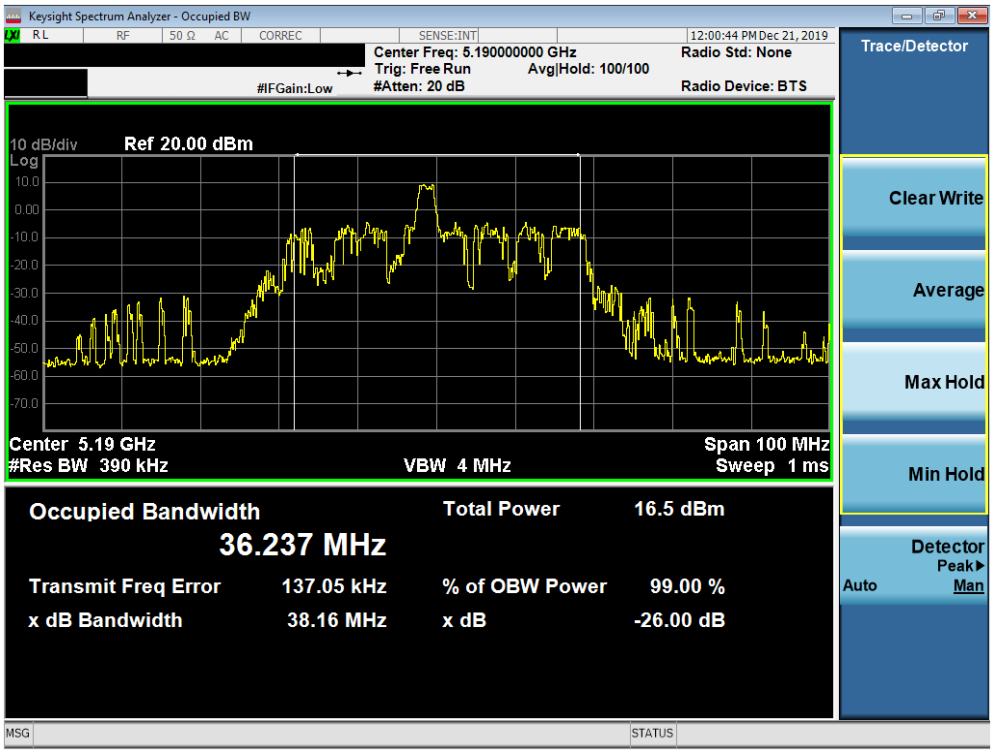


**Plot 7-4. 26dB Bandwidth Plot SISO ANT1 (40MHz BW 802.11ax – 26 Tones (UNII Band 1) – Ch. 38)**


© 2020 PCTEST
All rights reserved. Unless otherwise specified, no part of this report may be reproduced or utilized in any part, form or by any means, electronic or mechanical, including photocopying and microfilm, without permission in writing from PCTEST. If you have any questions about this international copyright or have an enquiry about obtaining additional rights to this report or assembly of contents thereof, please contact INFO@PCTEST.COM.

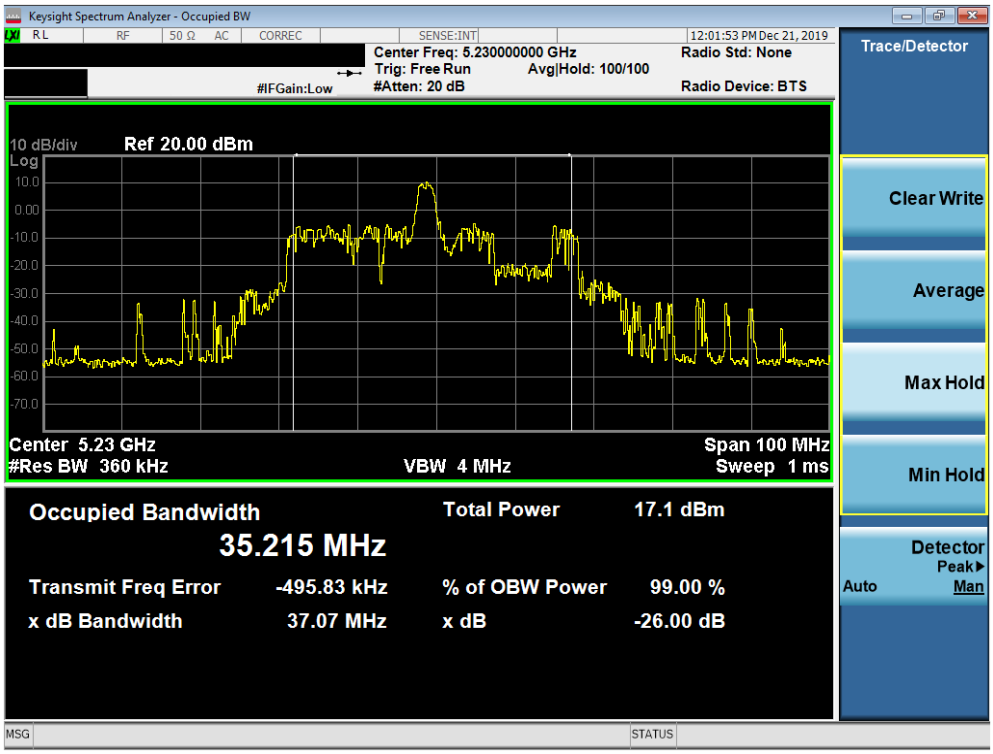


**Plot 7-5. 26dB Bandwidth Plot SISO ANT1 (40MHz BW 802.11ax – 26 Tones (UNII Band 1) – Ch. 46)**

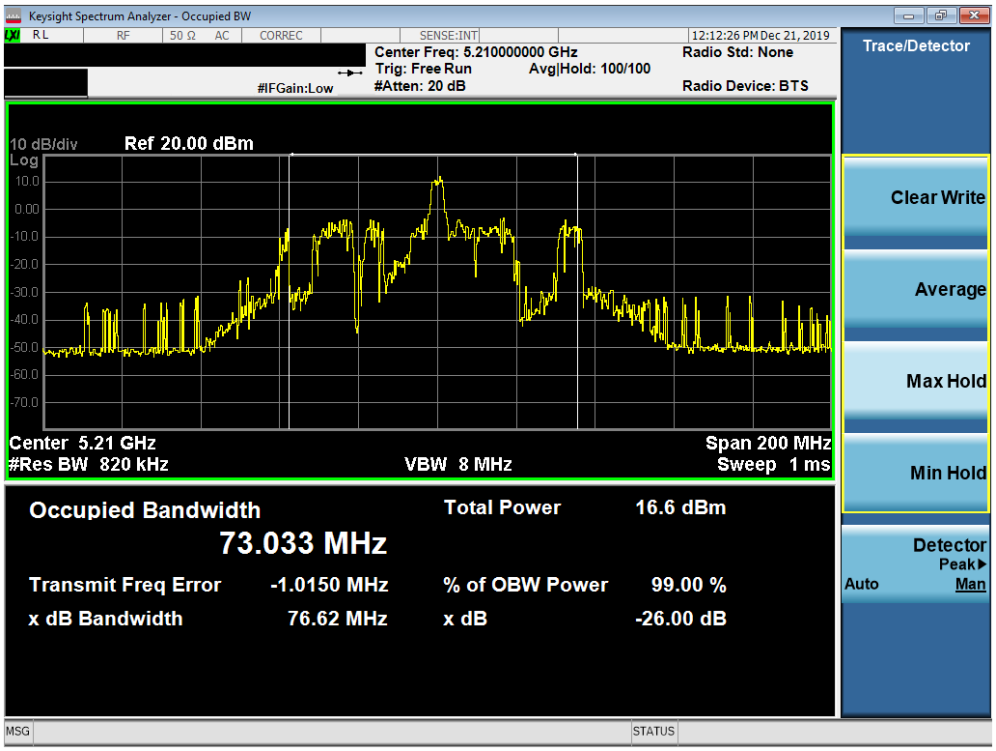


**Plot 7-6. 26dB Bandwidth Plot SISO ANT1 (80MHz BW 802.11ax – 26 Tones (UNII Band 1) – Ch. 42)**


© 2020 PCTEST
All rights reserved. Unless otherwise specified, no part of this report may be reproduced or utilized in any part, form or by any means, electronic or mechanical, including photocopying and microfilm, without permission in writing from PCTEST. If you have any questions about this international copyright or have an enquiry about obtaining additional rights to this report or assembly of contents thereof, please contact INFO@PCTEST.COM.

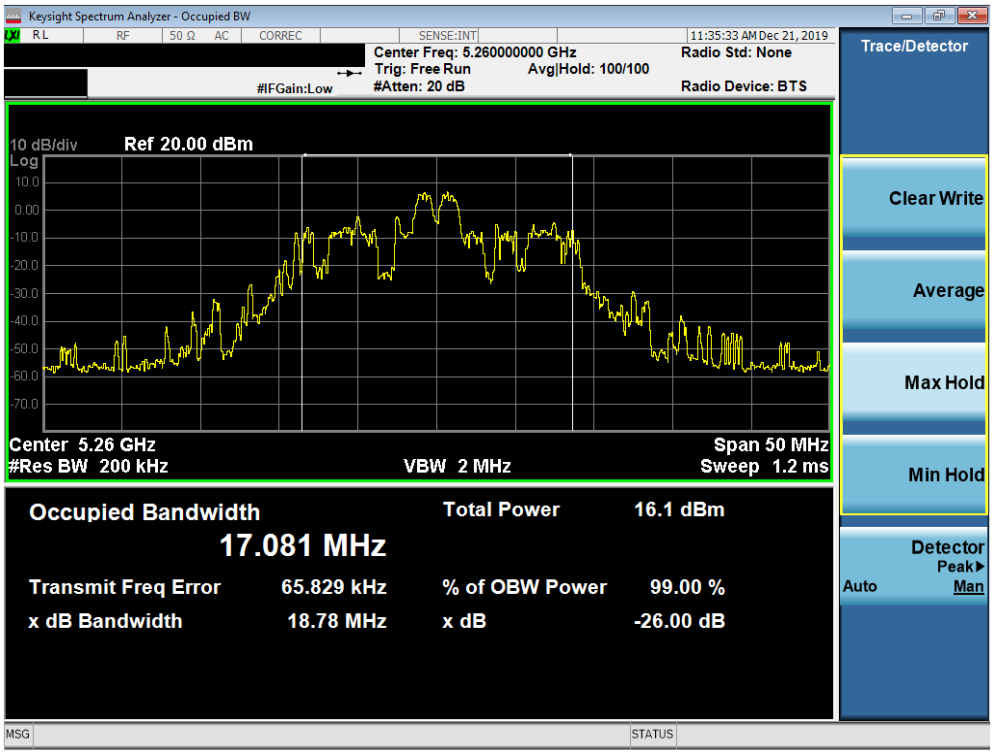


**Plot 7-7. 26dB Bandwidth Plot SISO ANT1 (20MHz BW 802.11ax – 26 Tones (UNII Band 2A) – Ch. 52)**

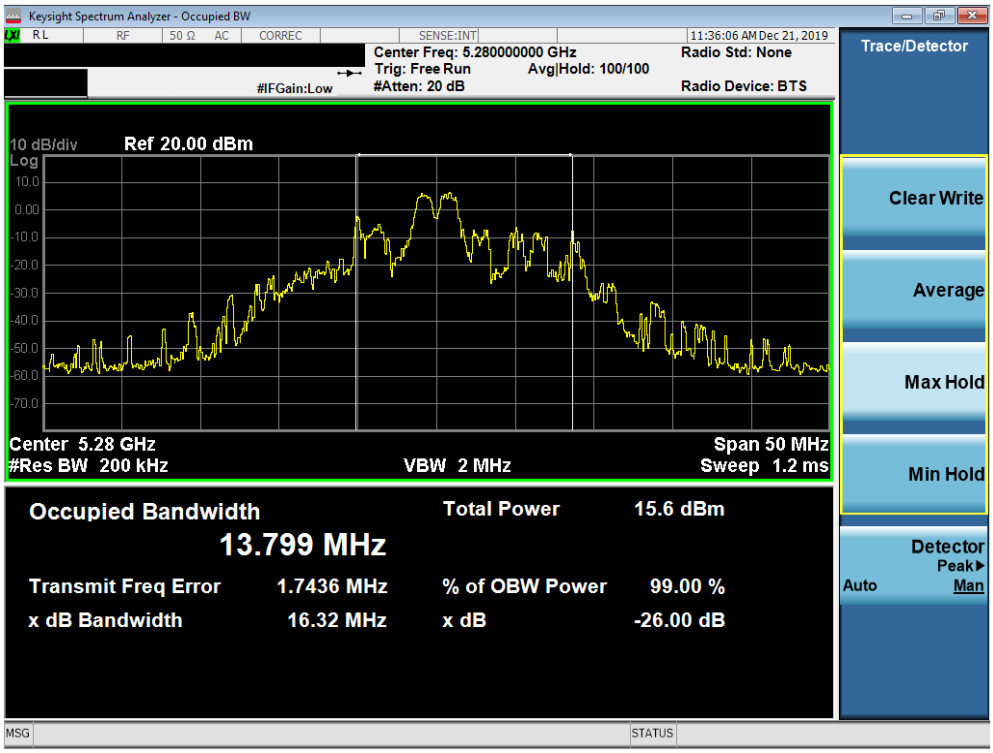


**Plot 7-8. 26dB Bandwidth Plot SISO ANT1 (20MHz BW 802.11ax – 26 Tones (UNII Band 2A) – Ch. 56)**



© 2020 PCTEST V 9.0 02/01/2019
All rights reserved. Unless otherwise specified, no part of this report may be reproduced or utilized in any part, form or by any means, electronic or mechanical, including photocopying and microfilm, without permission in writing from PCTEST. If you have any questions about this international copyright or have an enquiry about obtaining additional rights to this report or assembly of contents thereof, please contact INFO@PCTEST.COM.

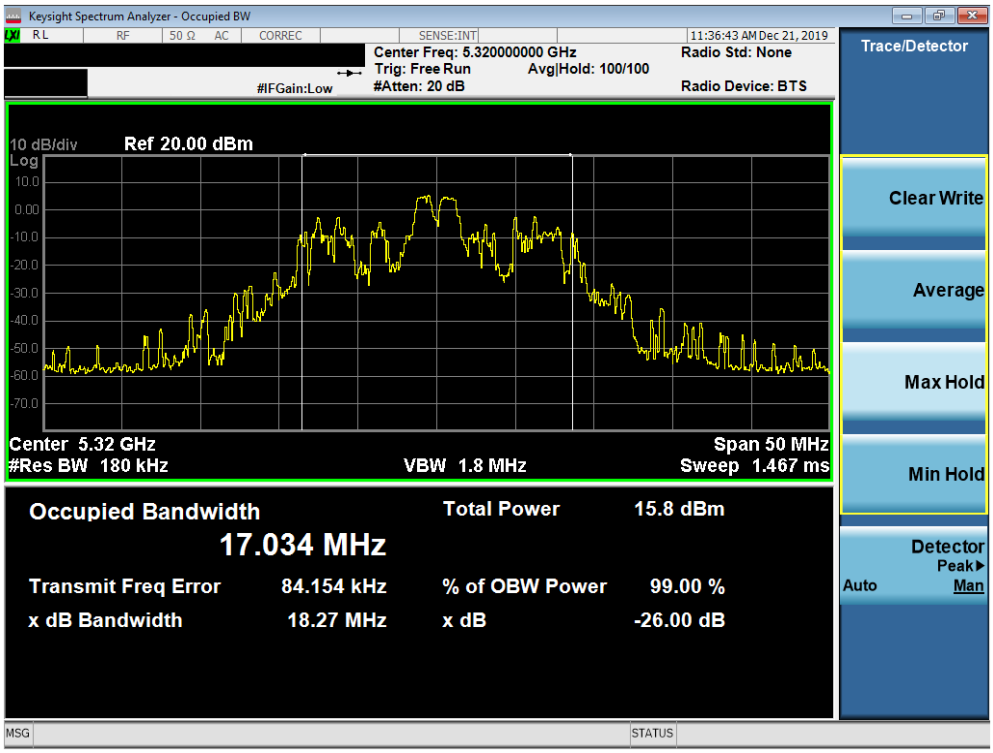


**Plot 7-9. 26dB Bandwidth Plot SISO ANT1 (20MHz BW 802.11ax – 26 Tones (UNII Band 2A) – Ch. 64)**

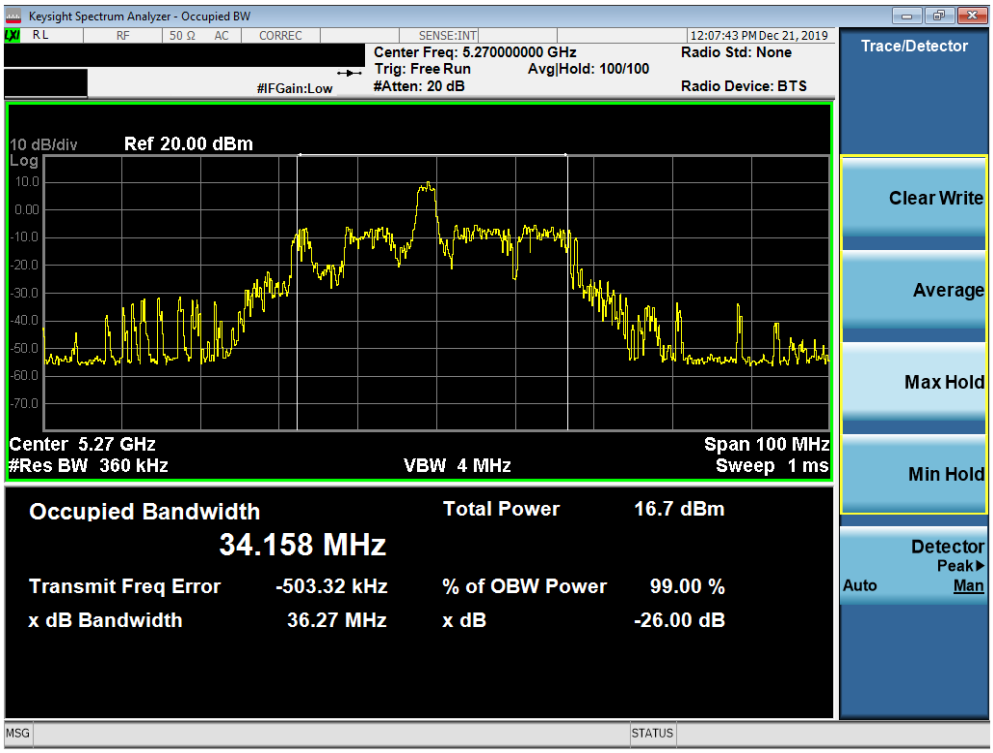


**Plot 7-10. 26dB Bandwidth Plot SISO ANT1 (40MHz BW 802.11ax – 26 Tones (UNII Band 2A) – Ch. 54)**


© 2020 PCTEST
All rights reserved. Unless otherwise specified, no part of this report may be reproduced or utilized in any part, form or by any means, electronic or mechanical, including photocopying and microfilm, without permission in writing from PCTEST. If you have any questions about this international copyright or have an enquiry about obtaining additional rights to this report or assembly of contents thereof, please contact INFO@PCTEST.COM.

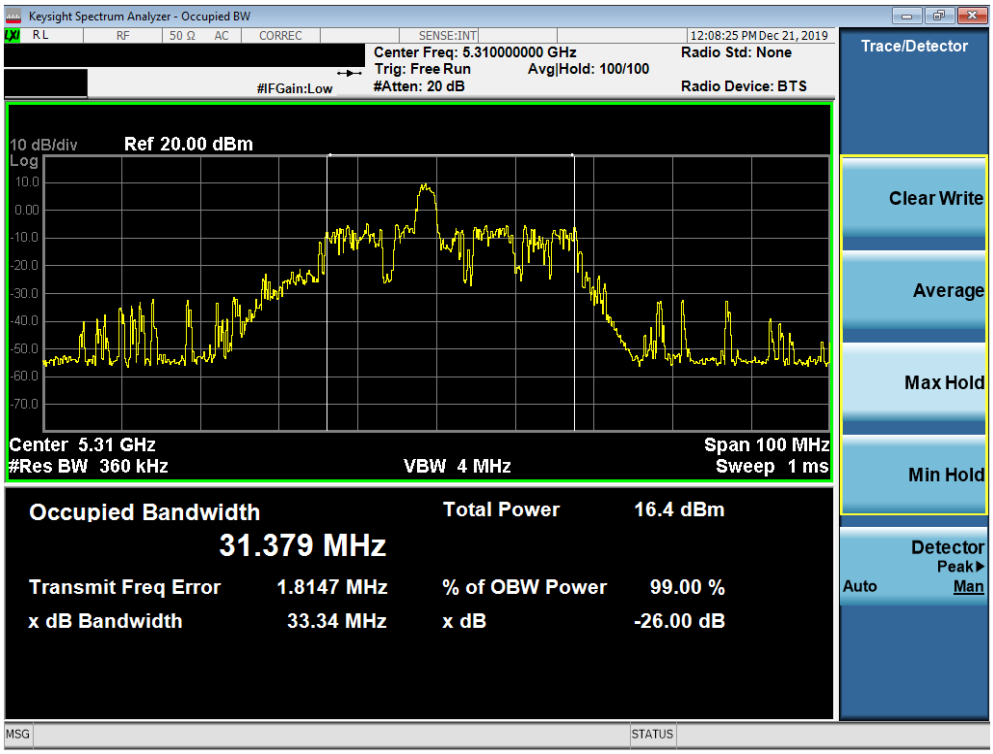


**Plot 7-11. 26dB Bandwidth Plot SISO ANT1 (40MHz BW 802.11ax – 26 Tones (UNII Band 2A) – Ch. 62)**

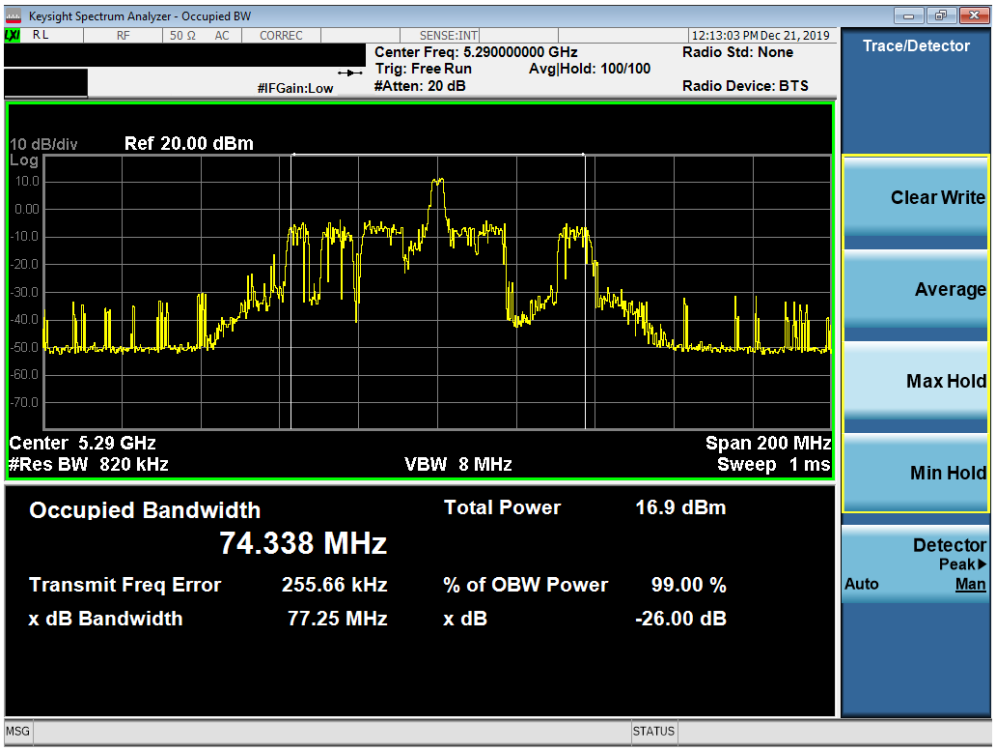


**Plot 7-12. 26dB Bandwidth Plot SISO ANT1 (80MHz BW 802.11ax – 26 Tones (UNII Band 2A) – Ch. 58)**


© 2020 PCTEST
All rights reserved. Unless otherwise specified, no part of this report may be reproduced or utilized in any part, form or by any means, electronic or mechanical, including photocopying and microfilm, without permission in writing from PCTEST. If you have any questions about this international copyright or have an enquiry about obtaining additional rights to this report or assembly of contents thereof, please contact INFO@PCTEST.COM.

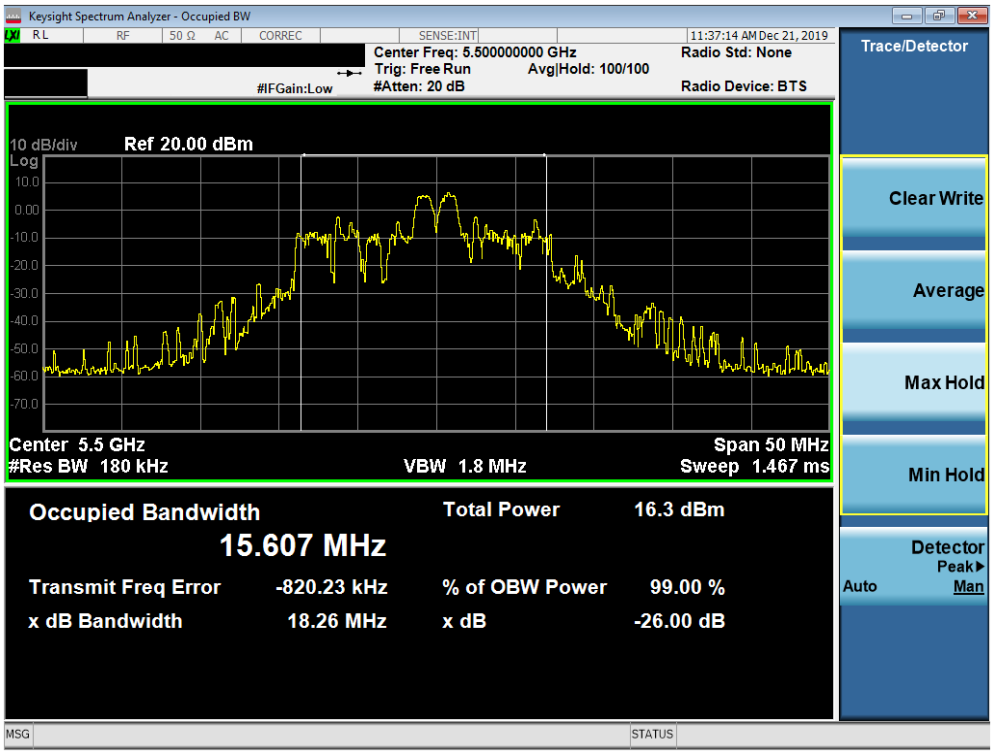


**Plot 7-13. 26dB Bandwidth Plot SISO ANT1 (20MHz BW 802.11ax – 26 Tones (UNII Band 2C) – Ch. 100)**

**Plot 7-14. 26dB Bandwidth Plot SISO ANT1 (20MHz BW 802.11ax – 26 Tones (UNII Band 2C) – Ch. 120)**


© 2020 PCTEST
All rights reserved. Unless otherwise specified, no part of this report may be reproduced or utilized in any part, form or by any means, electronic or mechanical, including photocopying and microfilm, without permission in writing from PCTEST. If you have any questions about this international copyright or have an enquiry about obtaining additional rights to this report or assembly of contents thereof, please contact INFO@PCTEST.COM.

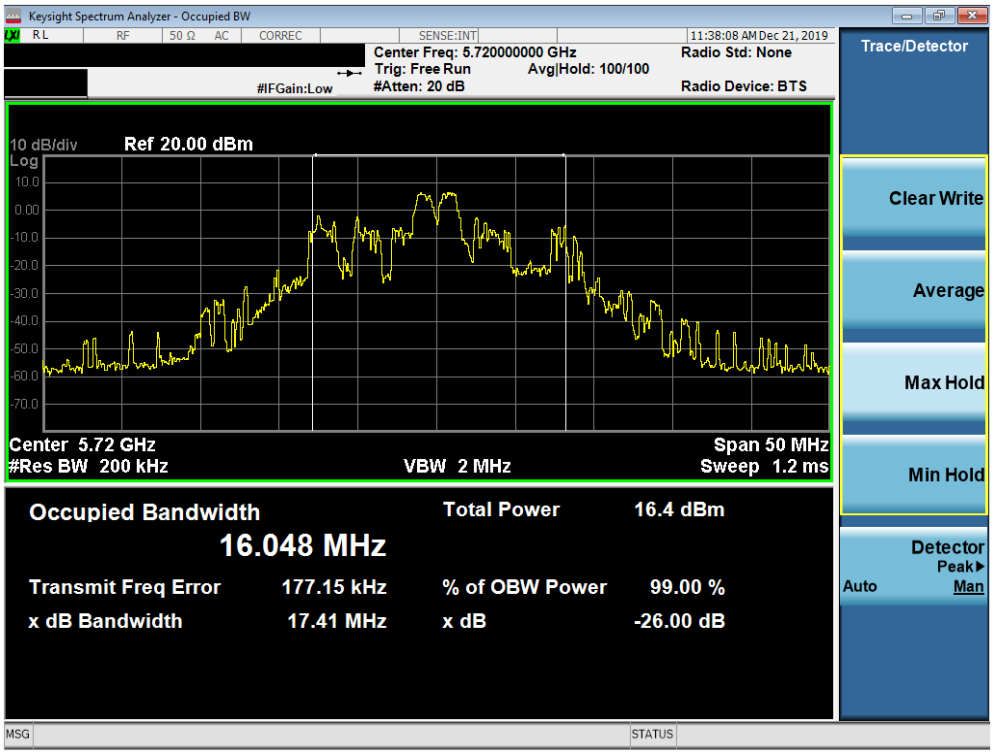


**Plot 7-15. 26dB Bandwidth Plot SISO ANT1 (20MHz BW 802.11ax – 26 Tones (UNII Band 2C) – Ch. 144)**

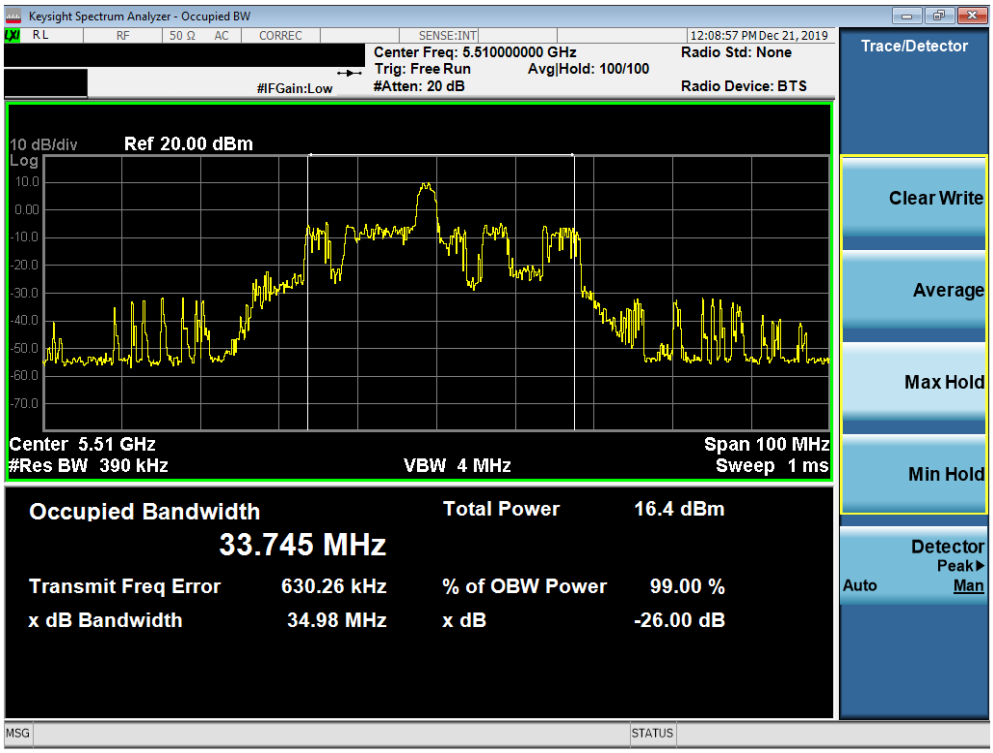


**Plot 7-16. 26dB Bandwidth Plot SISO ANT1 (40MHz BW 802.11ax – 26 Tones (UNII Band 2C) – Ch. 102)**



© 2020 PCTEST
All rights reserved. Unless otherwise specified, no part of this report may be reproduced or utilized in any part, form or by any means, electronic or mechanical, including photocopying and microfilm, without permission in writing from PCTEST. If you have any questions about this international copyright or have an enquiry about obtaining additional rights to this report or assembly of contents thereof, please contact INFO@PCTEST.COM.

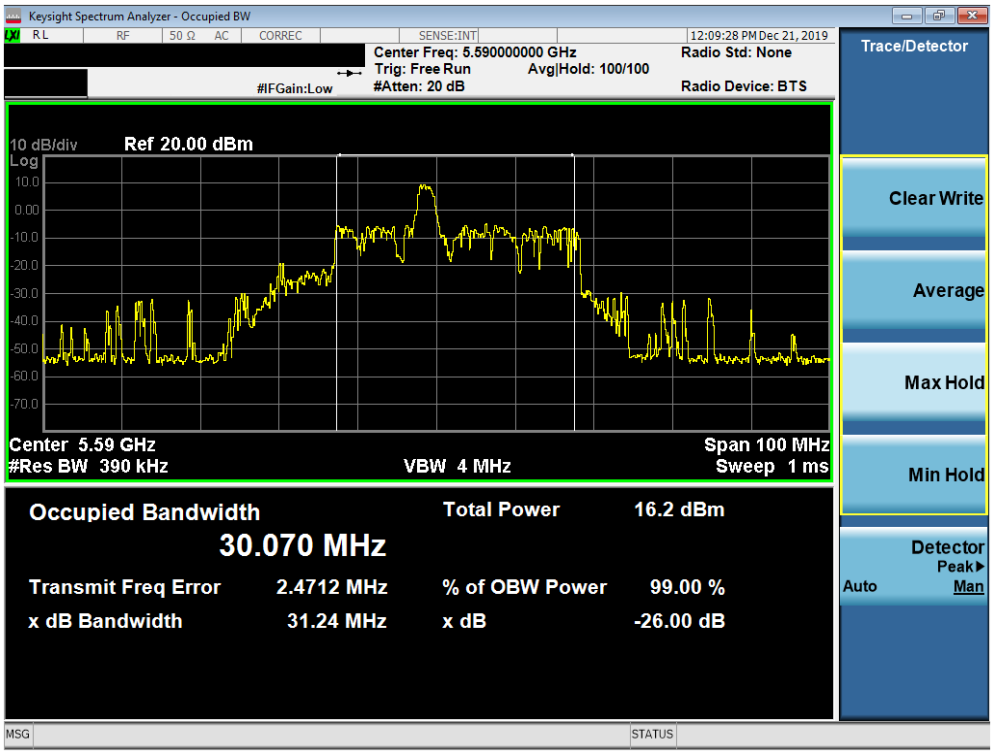


**Plot 7-17. 26dB Bandwidth Plot SISO ANT1 (40MHz BW 802.11ax – 26 Tones (UNII Band 2C) – Ch. 118)**

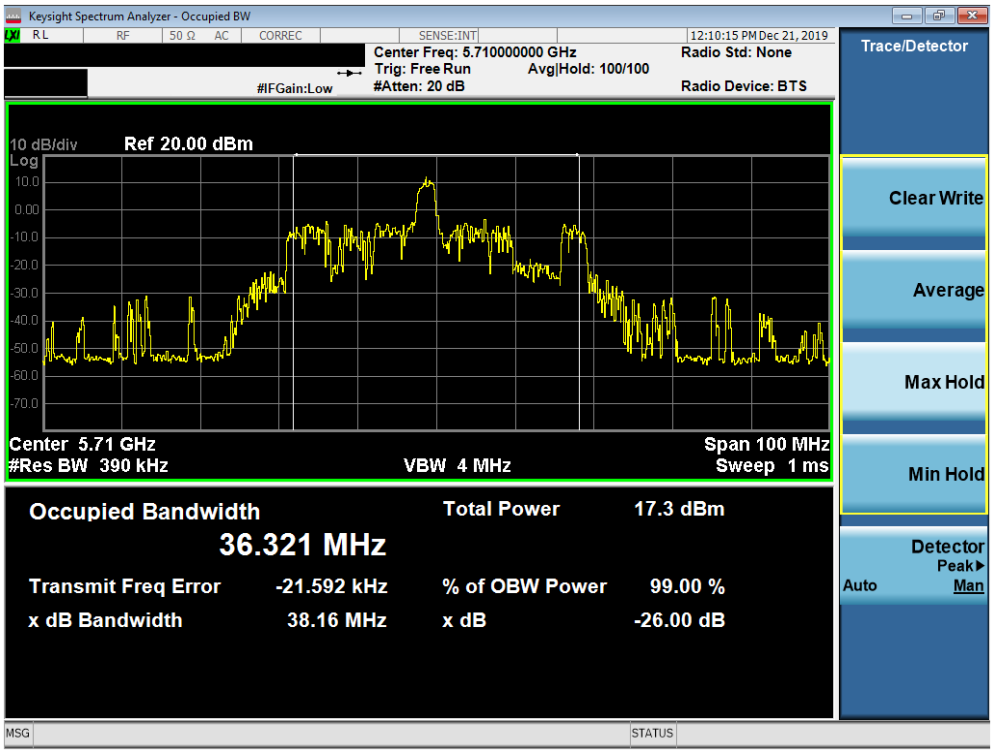


**Plot 7-18. 26dB Bandwidth Plot SISO ANT1 (40MHz BW 802.11ax – 26 Tones (UNII Band 2C) – Ch. 142)**


© 2020 PCTEST
All rights reserved. Unless otherwise specified, no part of this report may be reproduced or utilized in any part, form or by any means, electronic or mechanical, including photocopying and microfilm, without permission in writing from PCTEST. If you have any questions about this international copyright or have an enquiry about obtaining additional rights to this report or assembly of contents thereof, please contact INFO@PCTEST.COM.

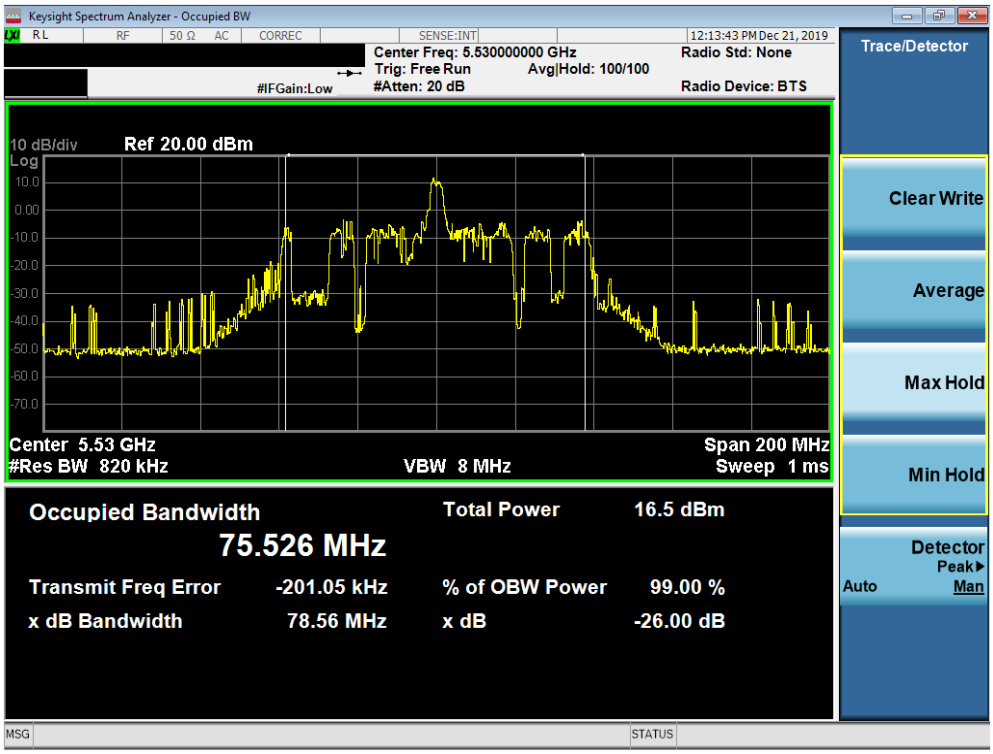


**Plot 7-19. 26dB Bandwidth Plot SISO ANT1 (80MHz BW 802.11ax – 26 Tones (UNII Band 2C) – Ch. 106)**

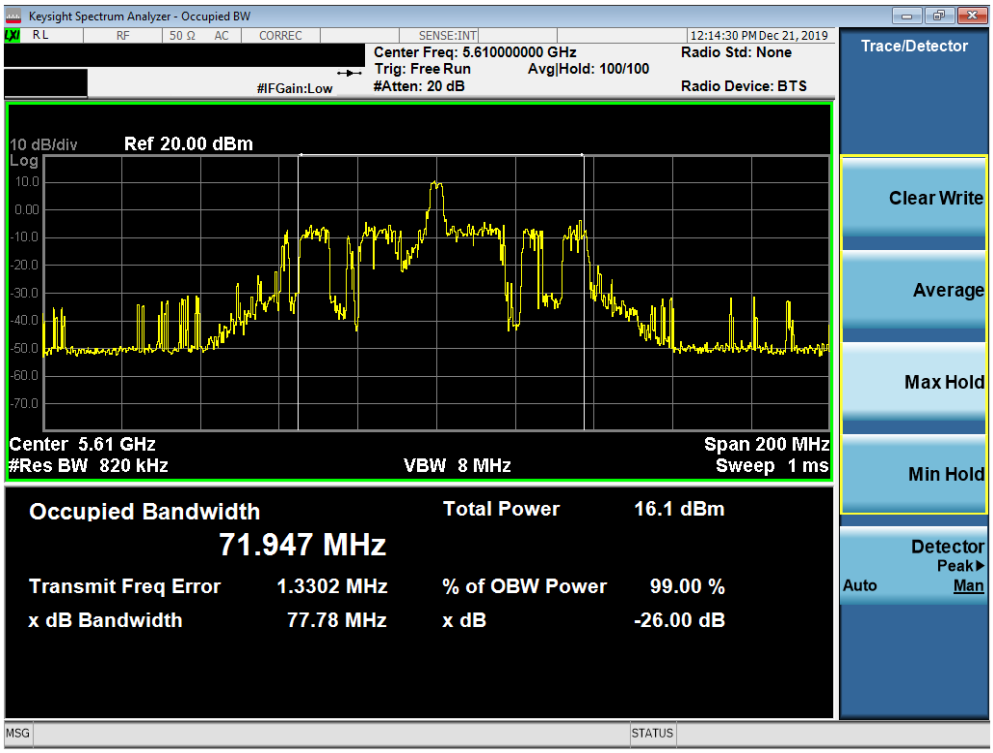


**Plot 7-20. 26dB Bandwidth Plot SISO ANT1 (80MHz BW 802.11ax – 26 Tones (UNII Band 2C) – Ch. 122)**


© 2020 PCTEST
All rights reserved. Unless otherwise specified, no part of this report may be reproduced or utilized in any part, form or by any means, electronic or mechanical, including photocopying and microfilm, without permission in writing from PCTEST. If you have any questions about this international copyright or have an enquiry about obtaining additional rights to this report or assembly of contents thereof, please contact INFO@PCTEST.COM.

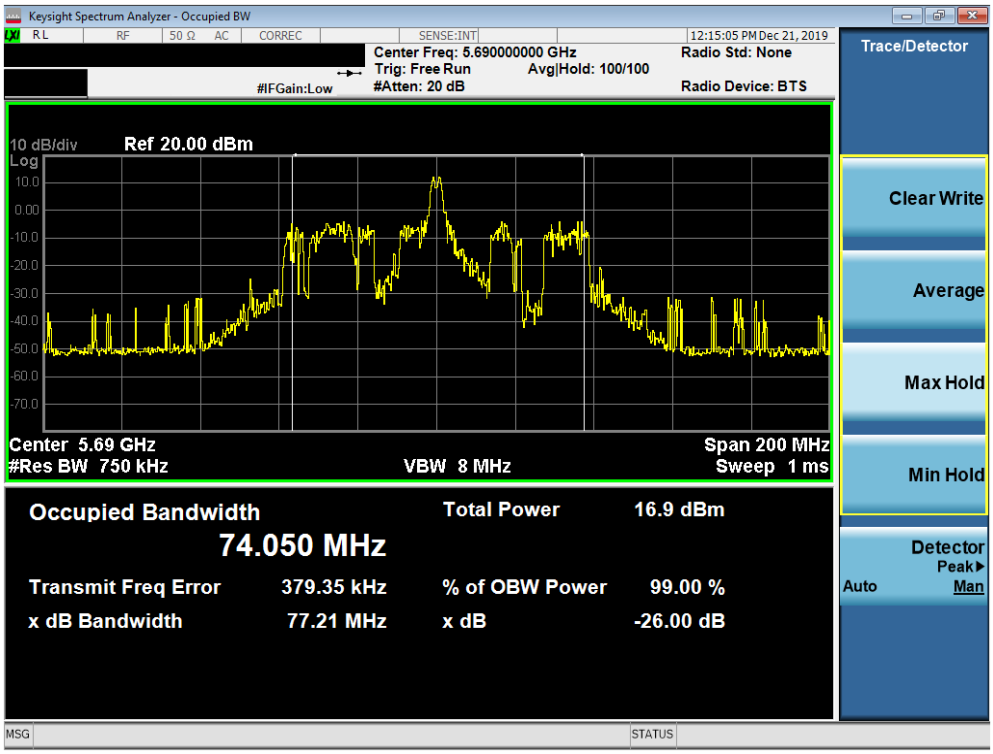


**Plot 7-21. 26dB Bandwidth Plot SISO ANT1 (80MHz BW 802.11ax – 26 Tones (UNII Band 2C) – Ch. 138)**




© 2020 PCTEST V 9.0 02/01/2019

All rights reserved. Unless otherwise specified, no part of this report may be reproduced or utilized in any part, form or by any means, electronic or mechanical, including photocopying and microfilm, without permission in writing from PCTEST. If you have any questions about this international copyright or have an enquiry about obtaining additional rights to this report or assembly of contents thereof, please contact INFO@PCTEST.COM.

## SISO Antenna-2 26dB Bandwidth Measurements (26 Tones)

| | Frequency [MHz] | Channel No. | 802.11 Mode | Tones | Data Rate [Mbps] | Measured 26dB Bandwidth [MHz] |
|---|---|---|---|---|---|---|
| Band 1 | 5180 | 36 | ax (20MHz) | 26T | MCS0 | 19.89 |
| | 5200 | 40 | ax (20MHz) | 26T | MCS0 | 18.57 |
| | 5240 | 48 | ax (20MHz) | 26T | MCS0 | 18.94 |
| | 5190 | 38 | ax (40MHz) | 26T | MCS0 | 35.23 |
| | 5230 | 46 | ax (40MHz) | 26T | MCS0 | 37.35 |
| | 5210 | 42 | ax (80MHz) | 26T | MCS0 | 78.76 |
| Band 2A | 5260 | 52 | ax (20MHz) | 26T | MCS0 | 19.94 |
| | 5280 | 56 | ax (20MHz) | 26T | MCS0 | 18.99 |
| | 5320 | 64 | ax (20MHz) | 26T | MCS0 | 18.83 |
| | 5270 | 54 | ax (40MHz) | 26T | MCS0 | 37.15 |
| | 5310 | 62 | ax (40MHz) | 26T | MCS0 | 35.16 |
| | 5290 | 58 | ax (80MHz) | 26T | MCS0 | 81.62 |
| Band 2C | 5500 | 100 | ax (20MHz) | 26T | MCS0 | 19.93 |
| | 5600 | 120 | ax (20MHz) | 26T | MCS0 | 16.83 |
| | 5720 | 144 | ax (20MHz) | 26T | MCS0 | 17.64 |
| | 5510 | 102 | ax (40MHz) | 26T | MCS0 | 28.46 |
| | 5590 | 118 | ax (40MHz) | 26T | MCS0 | 39.62 |
| | 5710 | 142 | ax (40MHz) | 26T | MCS0 | 38.11 |
| | 5530 | 106 | ax (80MHz) | 26T | MCS0 | 70.88 |
| | 5610 | 122 | ax (80MHz) | 26T | MCS0 | 82.34 |
| | 5690 | 138 | ax (80MHz) | 26T | MCS0 | 77.32 |

**Table 7-3. Conducted Bandwidth Measurements SISO ANT2 (26 Tones)**




© 2020 PCTEST V 9.0 02/01/2019

All rights reserved. Unless otherwise specified, no part of this report may be reproduced or utilized in any part, form or by any means, electronic or mechanical, including photocopying and microfilm, without permission in writing from PCTEST. If you have any questions about this international copyright or have an enquiry about obtaining additional rights to this report or assembly of contents thereof, please contact INFO@PCTEST.COM.

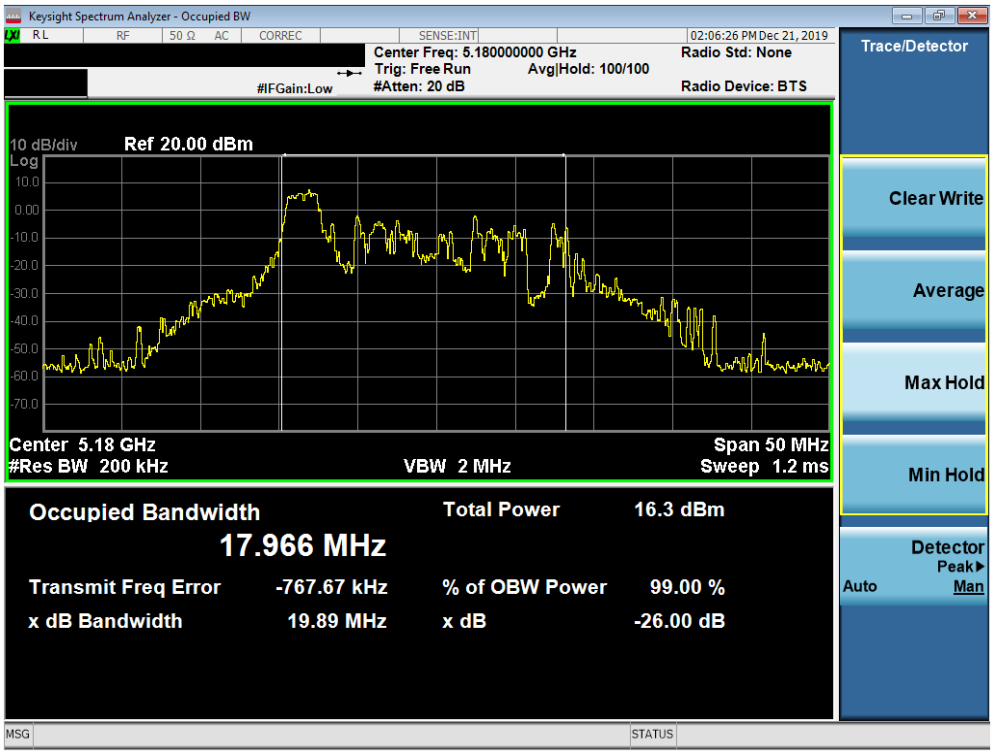


**Plot 7-22. 26dB Bandwidth Plot SISO ANT2 (20MHz BW 802.11ax – 26 Tones (UNII Band 1) – Ch. 36)**

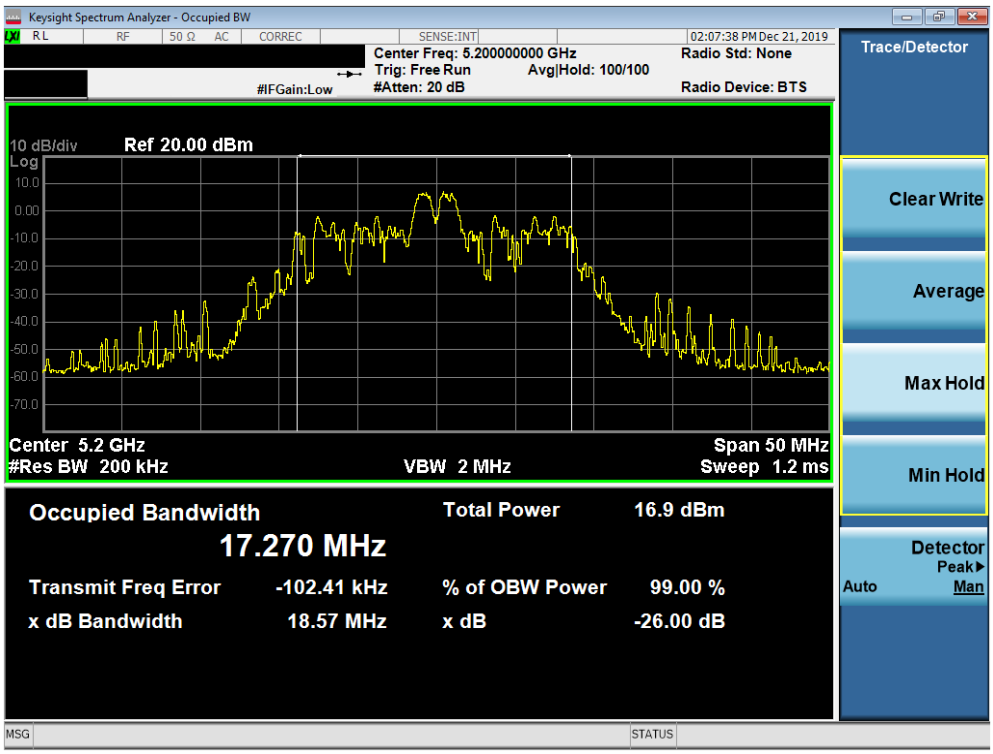


**Plot 7-23. 26dB Bandwidth Plot SISO ANT2 (20MHz BW 802.11ax – 26 Tones (UNII Band 1) – Ch. 40)**



© 2020 PCTEST
All rights reserved. Unless otherwise specified, no part of this report may be reproduced or utilized in any part, form or by any means, electronic or mechanical, including photocopying and microfilm, without permission in writing from PCTEST. If you have any questions about this international copyright or have an enquiry about obtaining additional rights to this report or assembly of contents thereof, please contact INFO@PCTEST.COM.

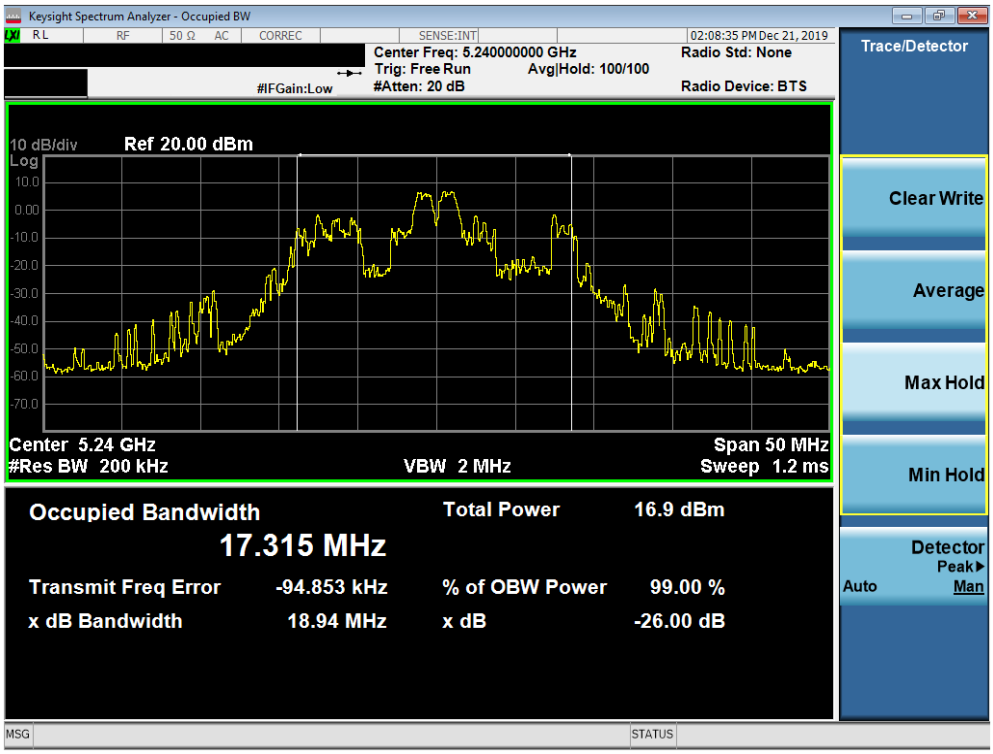


**Plot 7-24. 26dB Bandwidth Plot SISO ANT2 (20MHz BW 802.11ax – 26 Tones (UNII Band 1) – Ch. 48)**

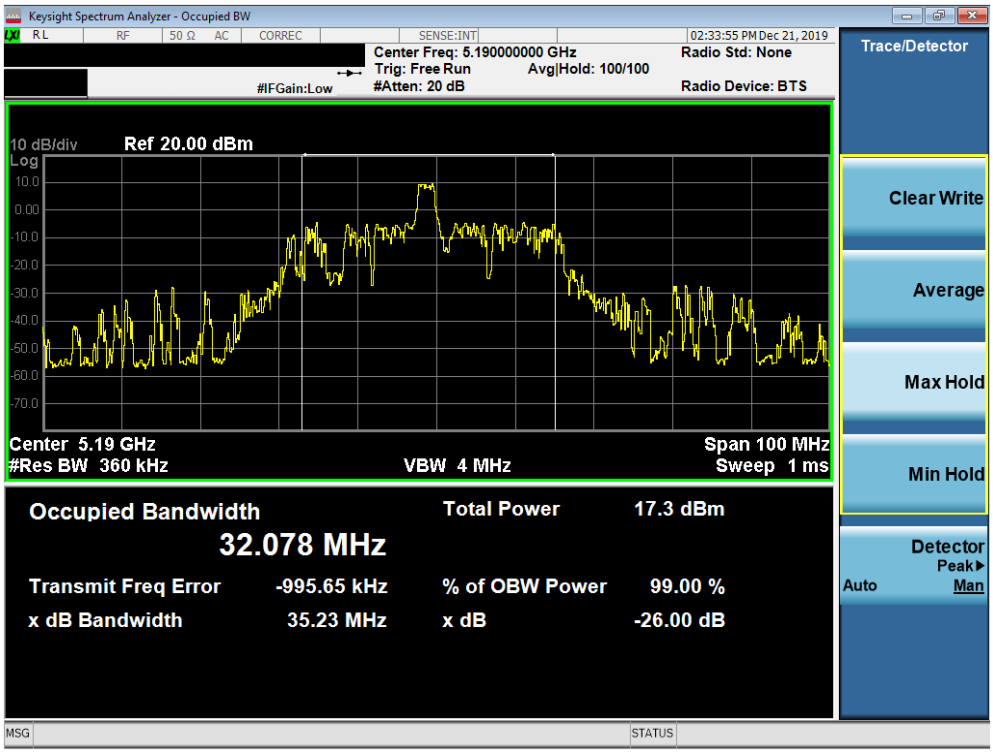


**Plot 7-25. 26dB Bandwidth Plot SISO ANT2 (40MHz BW 802.11ax – 26 Tones (UNII Band 1) – Ch. 38)**



© 2020 PCTEST
All rights reserved. Unless otherwise specified, no part of this report may be reproduced or utilized in any part, form or by any means, electronic or mechanical, including photocopying and microfilm, without permission in writing from PCTEST. If you have any questions about this international copyright or have an enquiry about obtaining additional rights to this report or assembly of contents thereof, please contact INFO@PCTEST.COM.

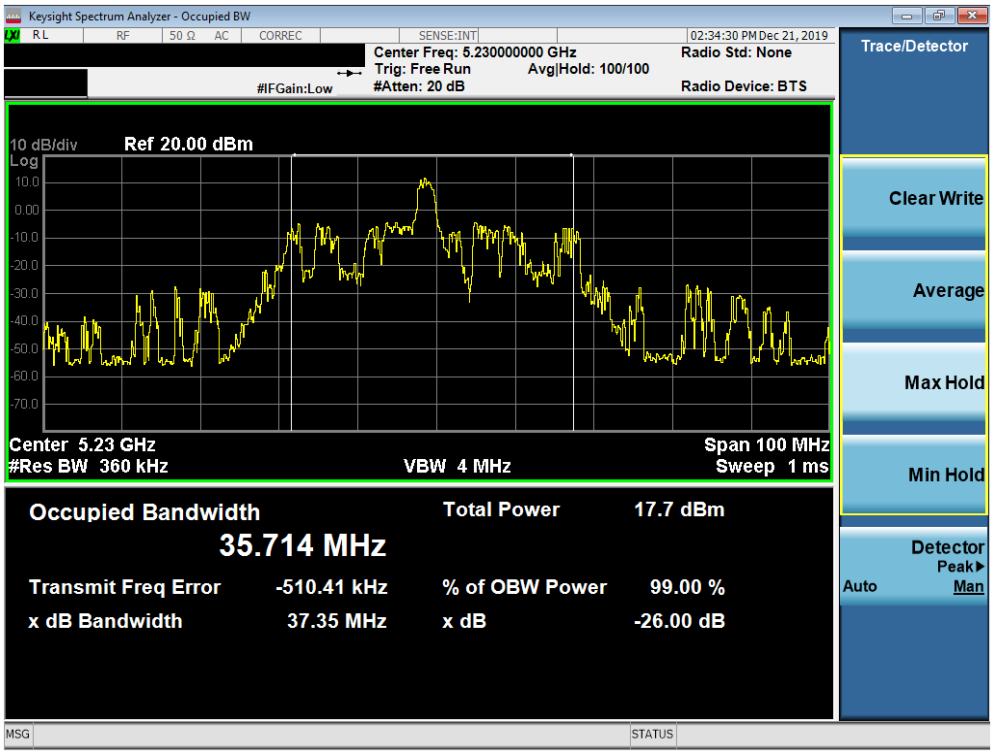


**Plot 7-26. 26dB Bandwidth Plot SISO ANT2 (40MHz BW 802.11ax – 26 Tones (UNII Band 1) – Ch. 46)**

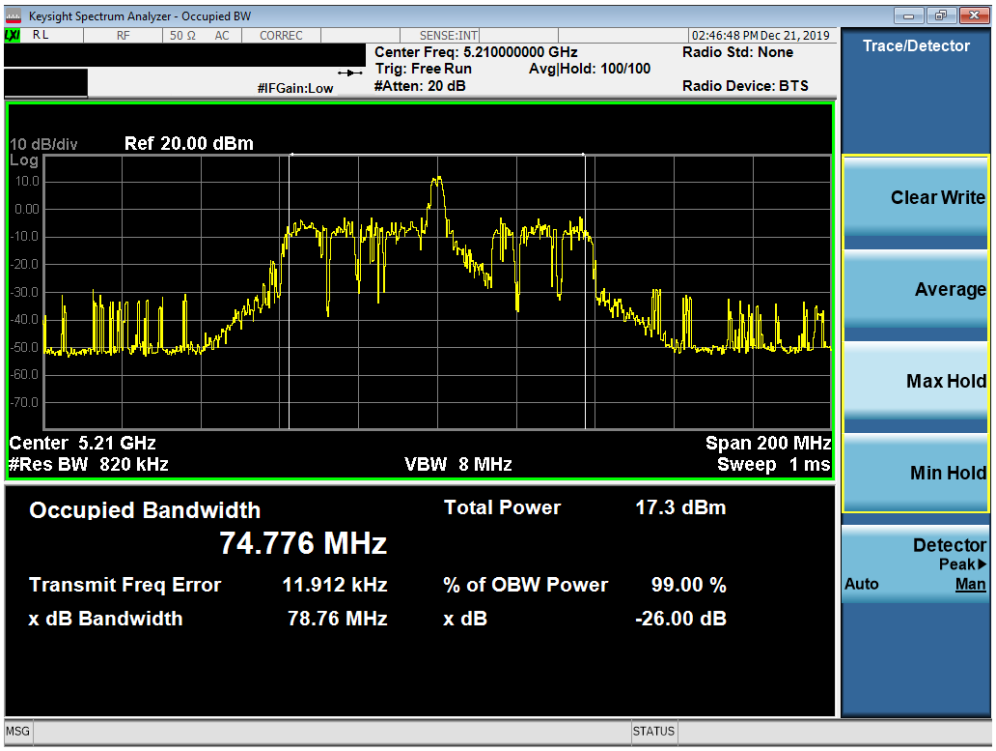


**Plot 7-27. 26dB Bandwidth Plot SISO ANT2 (80MHz BW 802.11ax – 26 Tones (UNII Band 1) – Ch. 42)**


© 2020 PCTEST
All rights reserved. Unless otherwise specified, no part of this report may be reproduced or utilized in any part, form or by any means, electronic or mechanical, including photocopying and microfilm, without permission in writing from PCTEST. If you have any questions about this international copyright or have an enquiry about obtaining additional rights to this report or assembly of contents thereof, please contact INFO@PCTEST.COM.

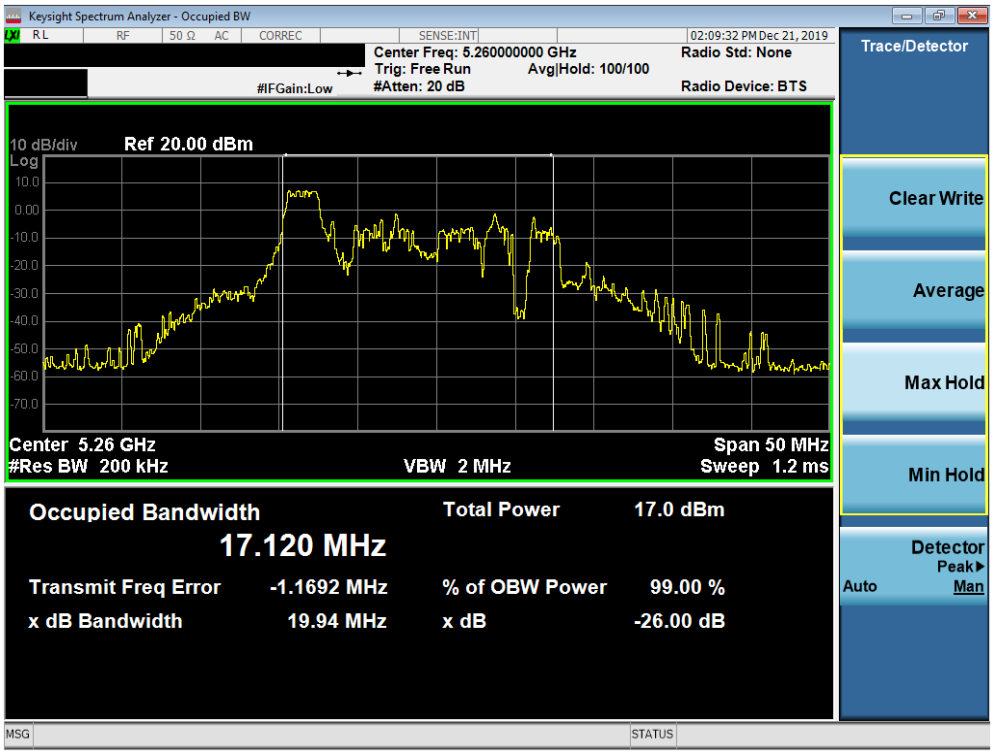


**Plot 7-28. 26dB Bandwidth Plot SISO ANT2 (20MHz BW 802.11ax – 26 Tones (UNII Band 2A) – Ch. 52)**

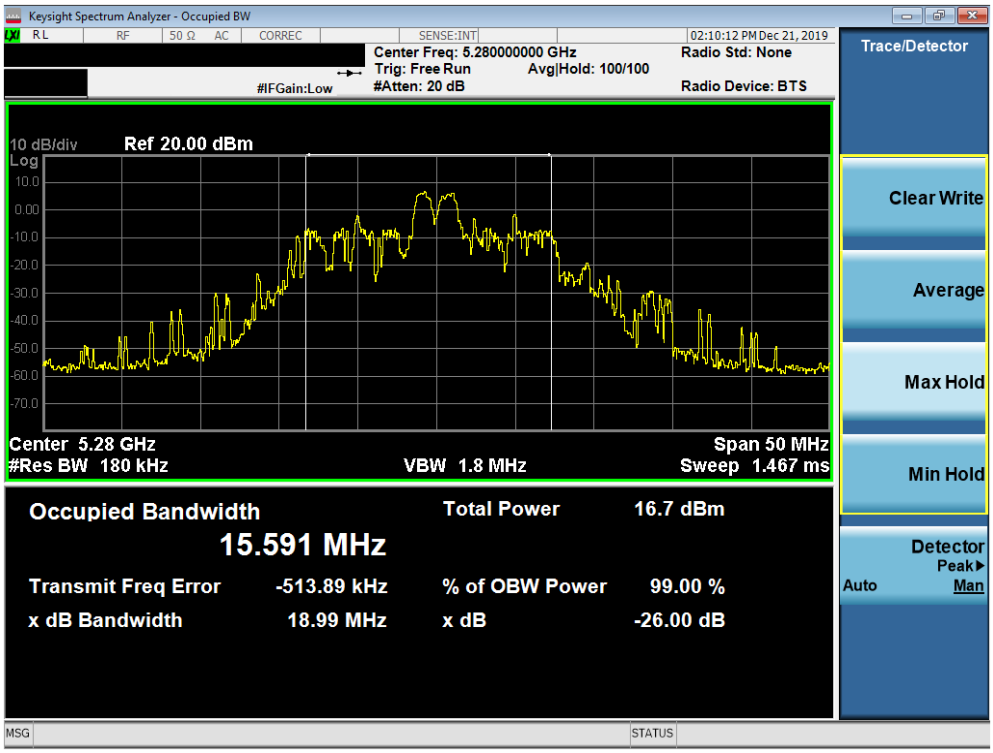


**Plot 7-29. 26dB Bandwidth Plot SISO ANT2 (20MHz BW 802.11ax – 26 Tones (UNII Band 2A) – Ch. 56)**




© 2020 PCTEST V 9.0 02/01/2019
All rights reserved. Unless otherwise specified, no part of this report may be reproduced or utilized in any part, form or by any means, electronic or mechanical, including photocopying and microfilm, without permission in writing from PCTEST. If you have any questions about this international copyright or have an enquiry about obtaining additional rights to this report or assembly of contents thereof, please contact INFO@PCTEST.COM.

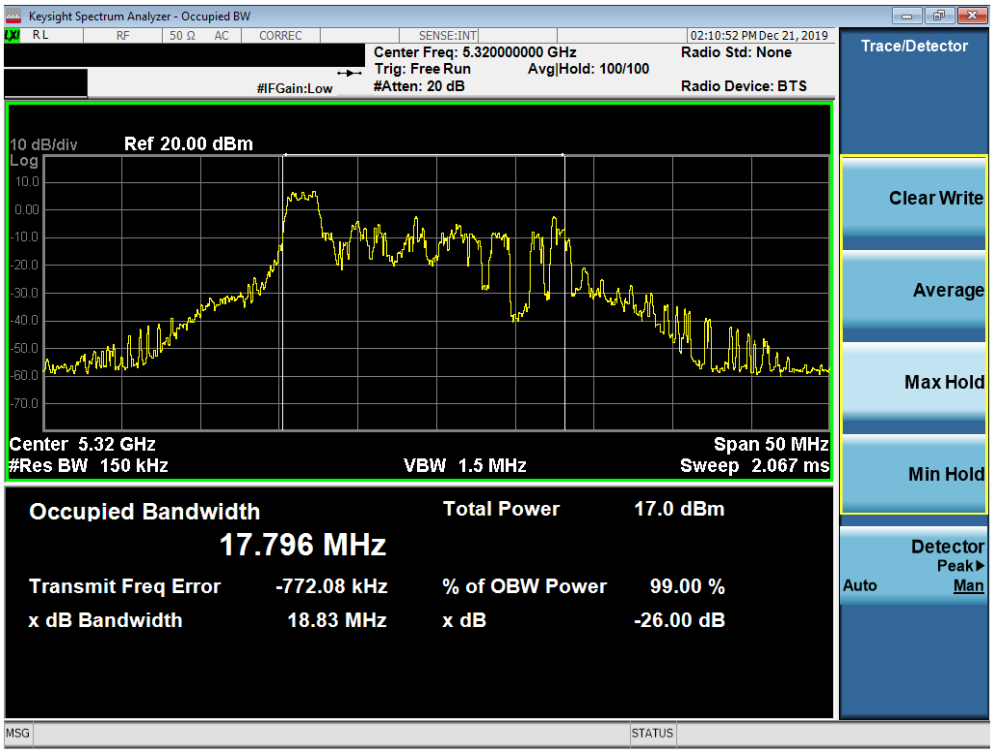


**Plot 7-30. 26dB Bandwidth Plot SISO ANT2 (20MHz BW 802.11ax – 26 Tones (UNII Band 2A) – Ch. 64)**

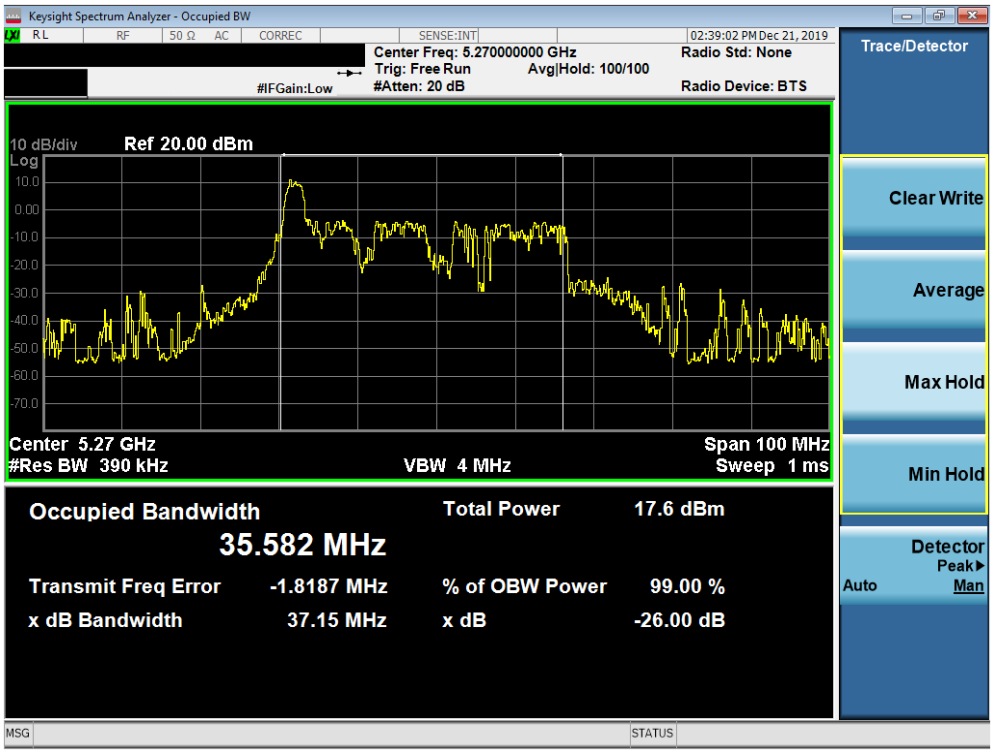


**Plot 7-31. 26dB Bandwidth Plot SISO ANT2 (40MHz BW 802.11ax – 26 Tones (UNII Band 2A) – Ch. 54)**


© 2020 PCTEST
All rights reserved. Unless otherwise specified, no part of this report may be reproduced or utilized in any part, form or by any means, electronic or mechanical, including photocopying and microfilm, without permission in writing from PCTEST. If you have any questions about this international copyright or have an enquiry about obtaining additional rights to this report or assembly of contents thereof, please contact INFO@PCTEST.COM.

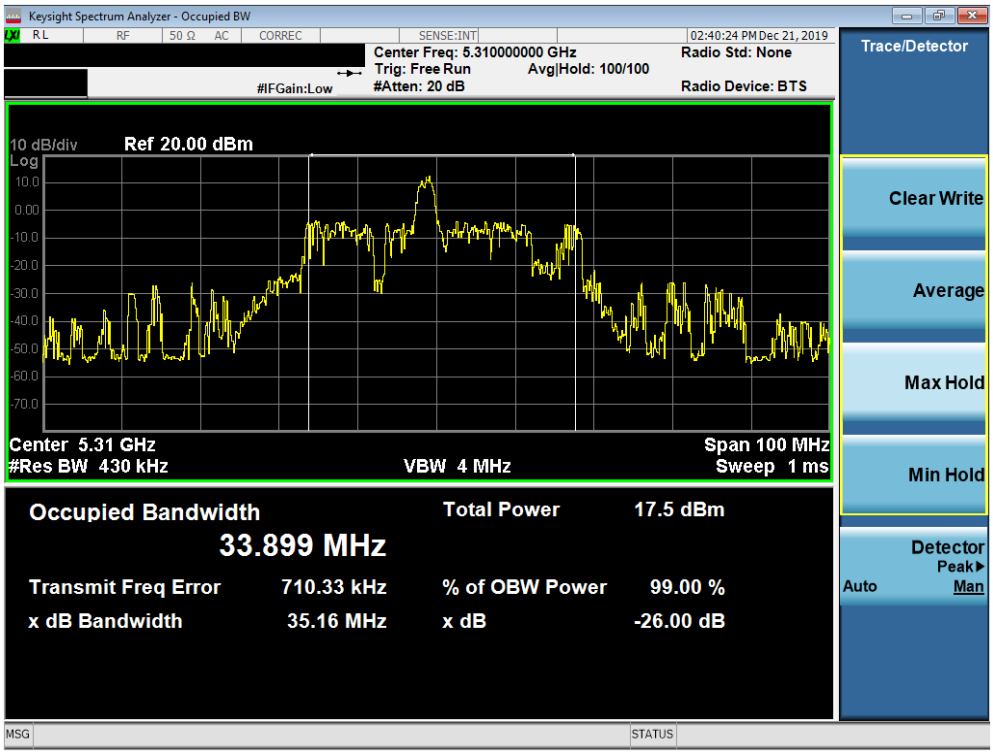


**Plot 7-32. 26dB Bandwidth Plot SISO ANT2 (40MHz BW 802.11ax – 26 Tones (UNII Band 2A) – Ch. 62)**

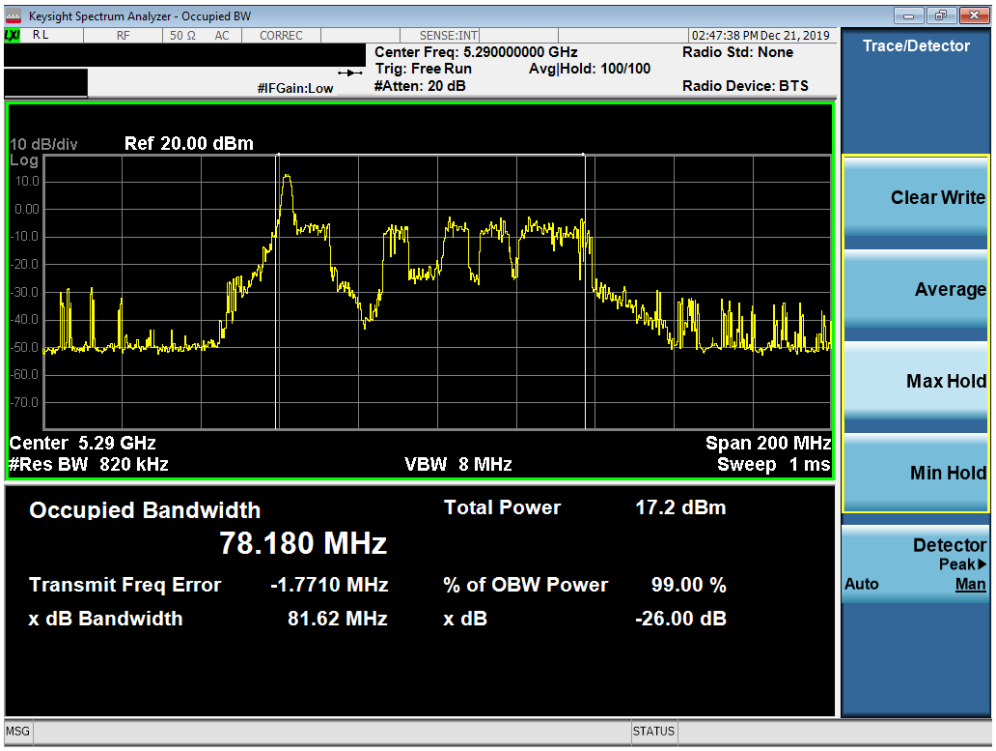


**Plot 7-33. 26dB Bandwidth Plot SISO ANT2 (80MHz BW 802.11ax – 26 Tones (UNII Band 2A) – Ch. 58)**


© 2020 PCTEST
All rights reserved. Unless otherwise specified, no part of this report may be reproduced or utilized in any part, form or by any means, electronic or mechanical, including photocopying and microfilm, without permission in writing from PCTEST. If you have any questions about this international copyright or have an enquiry about obtaining additional rights to this report or assembly of contents thereof, please contact INFO@PCTEST.COM.

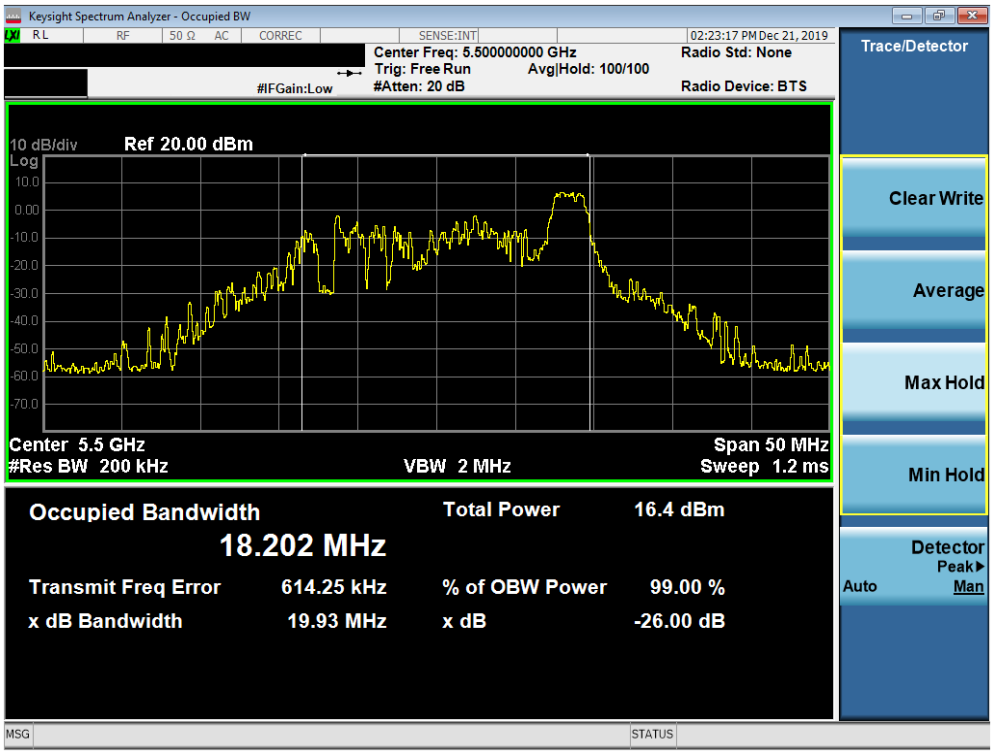


**Plot 7-34. 26dB Bandwidth Plot SISO ANT2 (20MHz BW 802.11ax – 26 Tones (UNII Band 2C) – Ch. 100)**

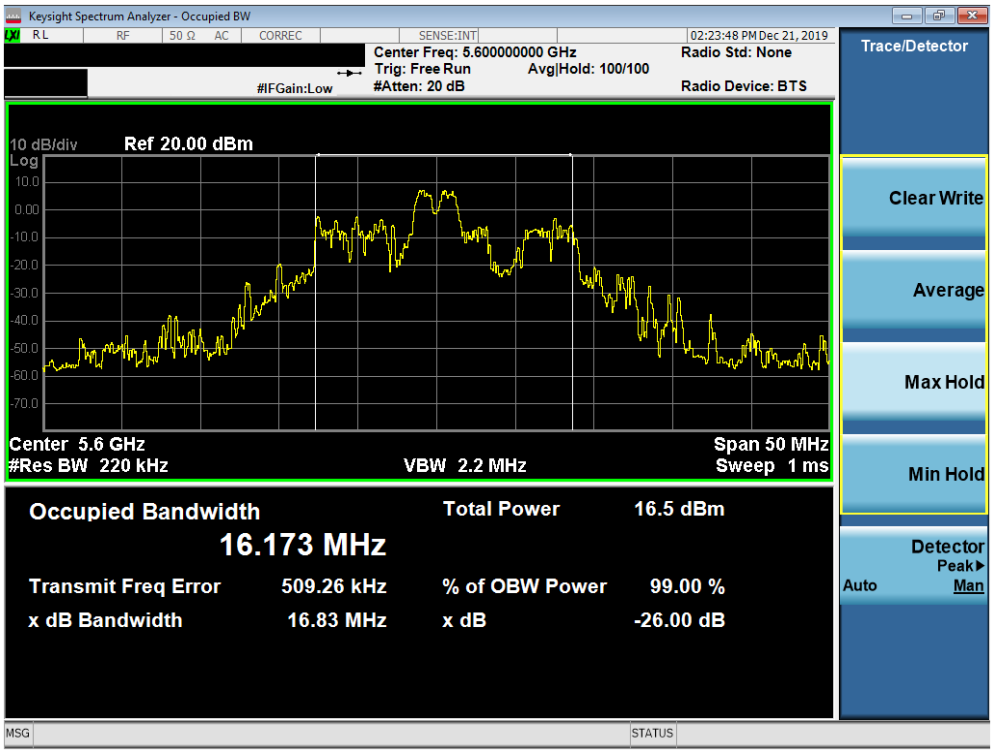


**Plot 7-35. 26dB Bandwidth Plot SISO ANT2 (20MHz BW 802.11ax – 26 Tones (UNII Band 2C) – Ch. 120)**


© 2020 PCTEST
All rights reserved. Unless otherwise specified, no part of this report may be reproduced or utilized in any part, form or by any means, electronic or mechanical, including photocopying and microfilm, without permission in writing from PCTEST. If you have any questions about this international copyright or have an enquiry about obtaining additional rights to this report or assembly of contents thereof, please contact INFO@PCTEST.COM.

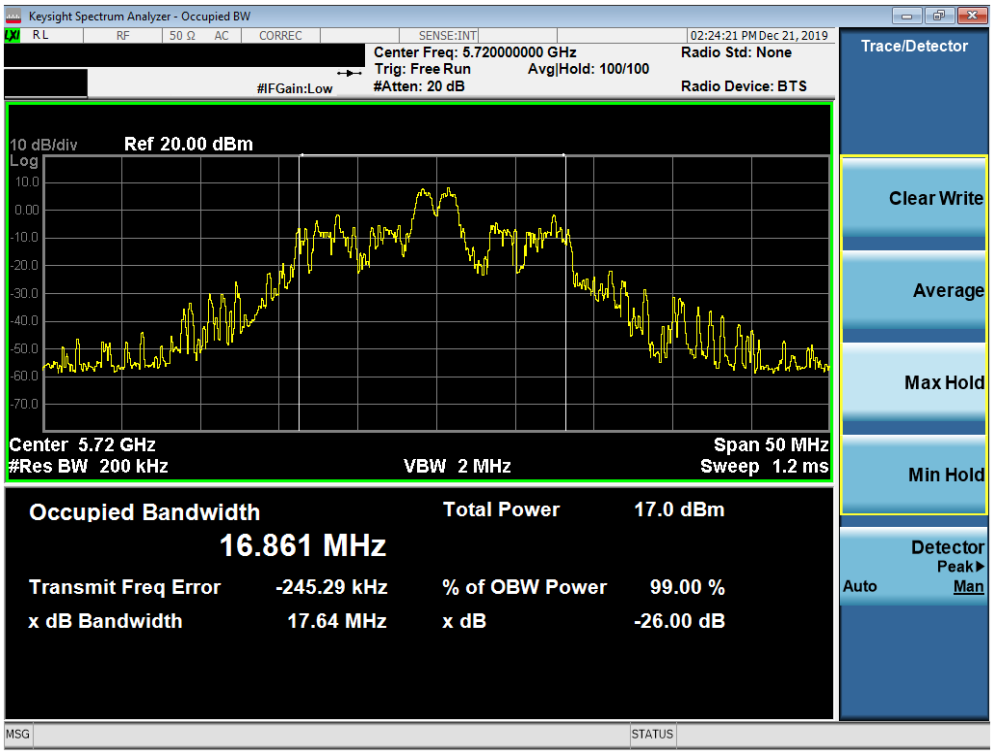


**Plot 7-36. 26dB Bandwidth Plot SISO ANT2 (20MHz BW 802.11ax – 26 Tones (UNII Band 2C) – Ch. 144)**

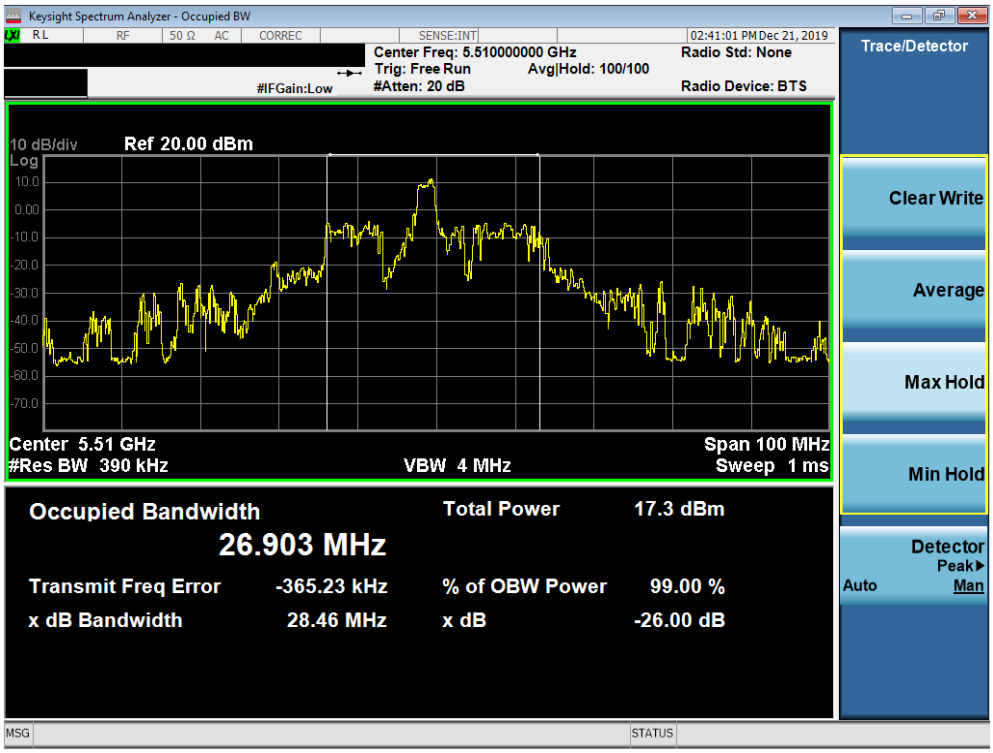


**Plot 7-37. 26dB Bandwidth Plot SISO ANT2 (40MHz BW 802.11ax – 26 Tones (UNII Band 2C) – Ch. 102)**



© 2020 PCTEST V 9.0 02/01/2019
All rights reserved. Unless otherwise specified, no part of this report may be reproduced or utilized in any part, form or by any means, electronic or mechanical, including photocopying and microfilm, without permission in writing from PCTEST. If you have any questions about this international copyright or have an enquiry about obtaining additional rights to this report or assembly of contents thereof, please contact INFO@PCTEST.COM.

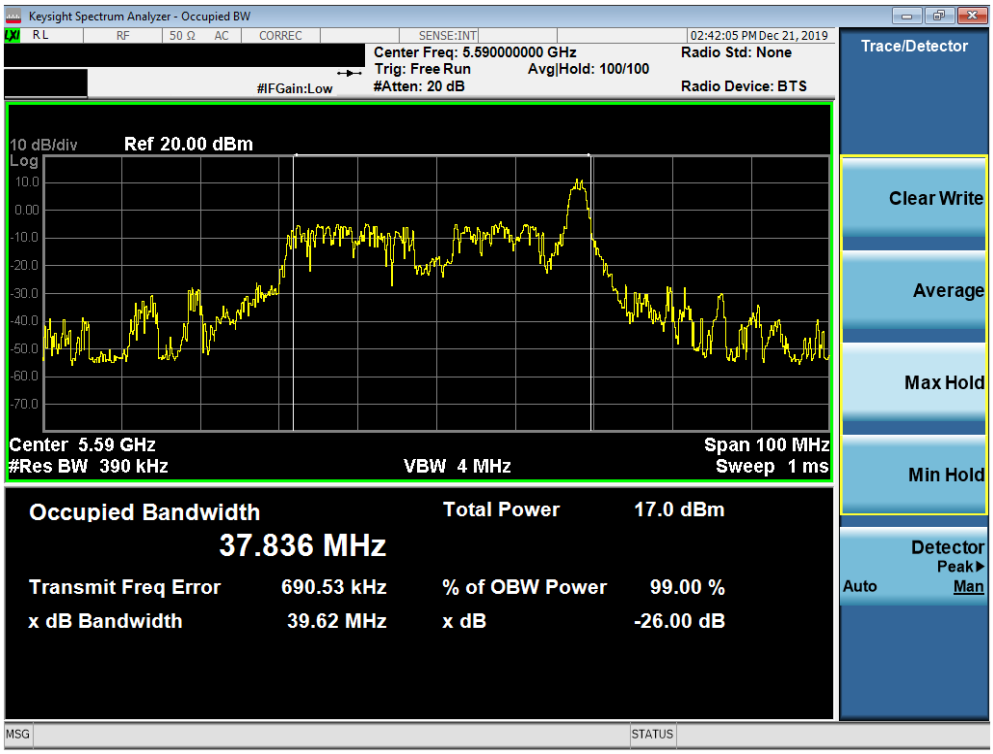


**Plot 7-38. 26dB Bandwidth Plot SISO ANT2 (40MHz BW 802.11ax – 26 Tones (UNII Band 2C) – Ch. 118)**

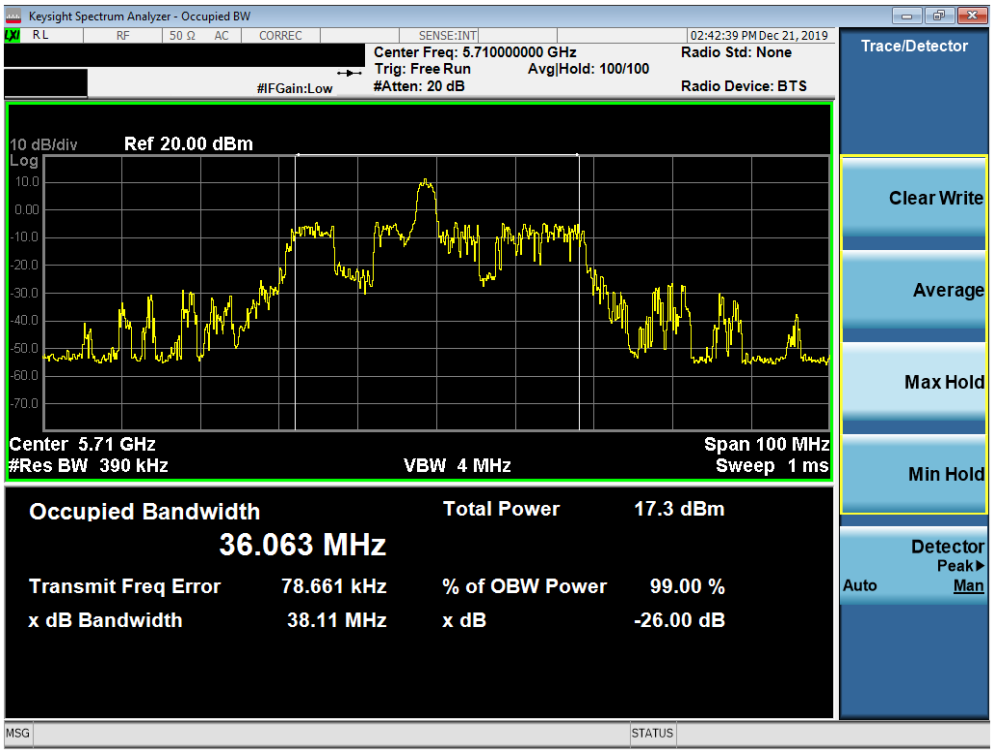


**Plot 7-39. 26dB Bandwidth Plot SISO ANT2 (40MHz BW 802.11ax – 26 Tones (UNII Band 2C) – Ch. 142)**



© 2020 PCTEST
All rights reserved. Unless otherwise specified, no part of this report may be reproduced or utilized in any part, form or by any means, electronic or mechanical, including photocopying and microfilm, without permission in writing from PCTEST. If you have any questions about this international copyright or have an enquiry about obtaining additional rights to this report or assembly of contents thereof, please contact INFO@PCTEST.COM.

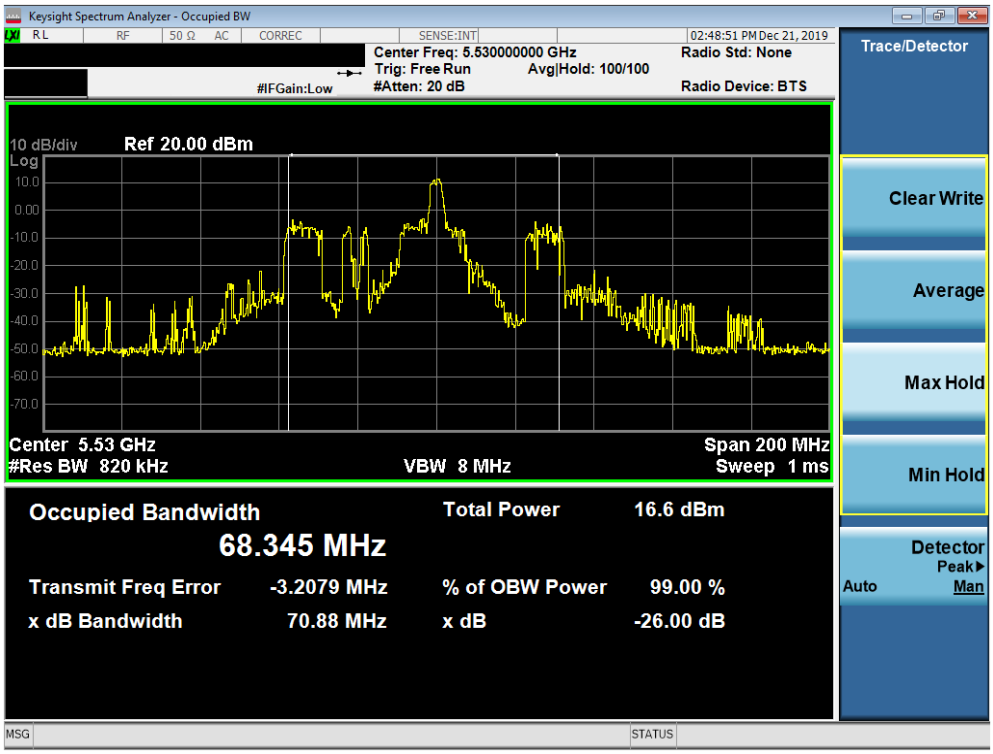


**Plot 7-40. 26dB Bandwidth Plot SISO ANT2 (80MHz BW 802.11ax – 26 Tones (UNII Band 2C) – Ch. 106)**

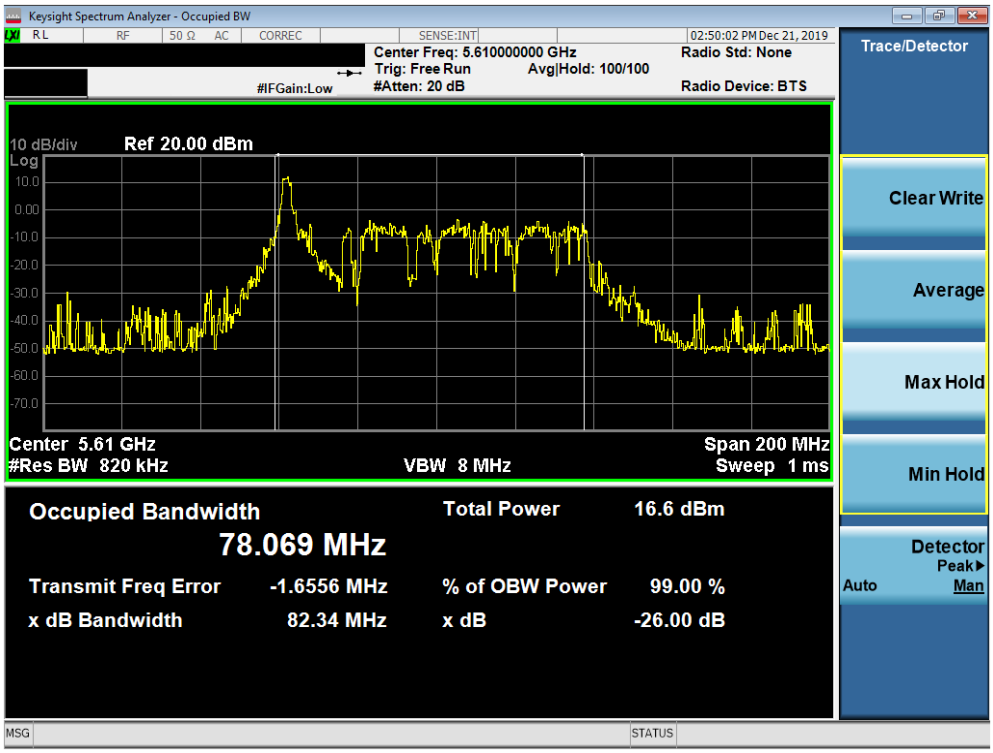


**Plot 7-41. 26dB Bandwidth Plot SISO ANT2 (80MHz BW 802.11ax – 26 Tones (UNII Band 2C) – Ch. 122)**


© 2020 PCTEST
All rights reserved. Unless otherwise specified, no part of this report may be reproduced or utilized in any part, form or by any means, electronic or mechanical, including photocopying and microfilm, without permission in writing from PCTEST. If you have any questions about this international copyright or have an enquiry about obtaining additional rights to this report or assembly of contents thereof, please contact INFO@PCTEST.COM.

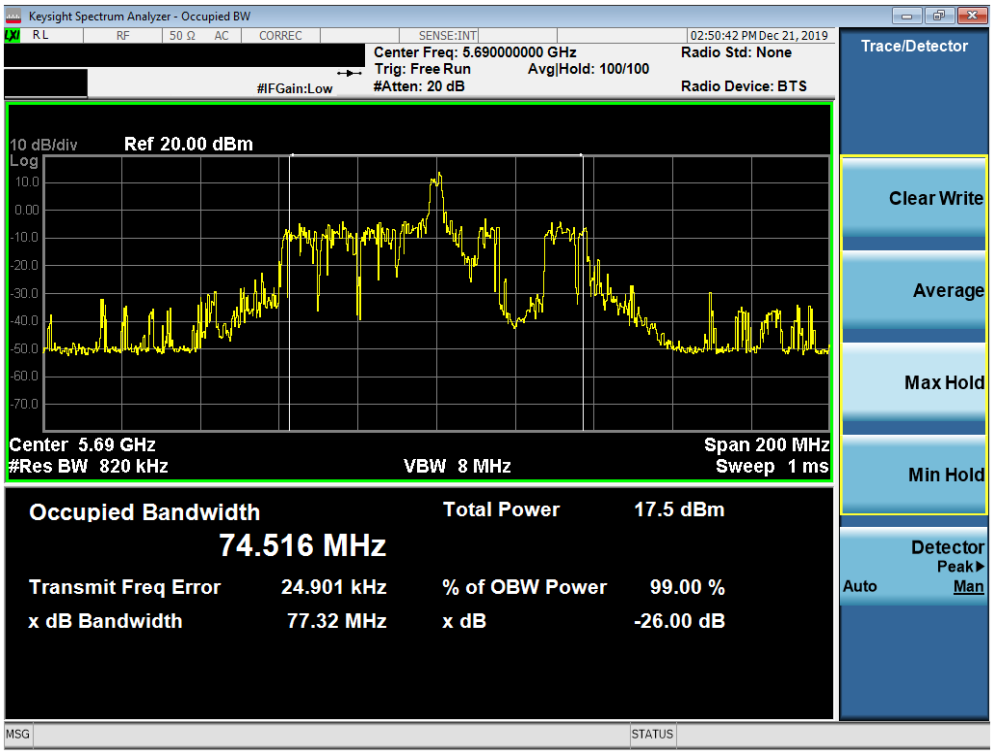


**Plot 7-42. 26dB Bandwidth Plot SISO ANT2 (80MHz BW 802.11ax – 26 Tones (UNII Band 2C) – Ch. 138)**




© 2020 PCTEST V 9.0 02/01/2019

All rights reserved. Unless otherwise specified, no part of this report may be reproduced or utilized in any part, form or by any means, electronic or mechanical, including photocopying and microfilm, without permission in writing from PCTEST. If you have any questions about this international copyright or have an enquiry about obtaining additional rights to this report or assembly of contents thereof, please contact INFO@PCTEST.COM.

## 7.3 6dB Bandwidth Measurement – 802.11ax OFDMA

**§15.407 (e); RSS-Gen [6.7]**

### Test Overview and Limit

The bandwidth at 6dB down from the highest in-band spectral density is measured with a spectrum analyzer connected to the antenna terminal while the EUT is operating at its maximum duty cycle, at its maximum power control level, as defined in ANSI C63.10-2013 and KDB 789033 D02 v02r01, and at the appropriate frequencies. The spectrum analyzer's bandwidth measurement function is configured to measure the 6dB bandwidth.

***In the 5.725 – 5.850GHz band, the 6dB bandwidth must be ≥ 500 kHz.***

### Test Procedure Used

ANSI C63.10-2013 – Section 6.9.2
KDB 789033 D02 v02r01 – Section C

### Test Settings

1. The signal analyzers' automatic bandwidth measurement capability was used to perform the 6dB bandwidth measurement. The "X" dB bandwidth parameter was set to X = 6. The automatic bandwidth measurement function also has the capability of simultaneously measuring the 99% occupied bandwidth. The bandwidth measurement was not influenced by any intermediate power nulls in the fundamental emission.
2. RBW = 100 kHz
3. VBW ≥ 3 x RBW
4. Detector = Peak
5. Trace mode = max hold
6. Sweep = auto couple

### Test Setup

The EUT and measurement equipment were set up as shown in the diagram below.

**Figure 7-2. Test Instrument & Measurement Setup**

### Test Notes

The 6dB Bandwidth measurement for each channel was measured with the RU index showing the highest conducted power.




© 2020 PCTEST V 9.0 02/01/2019
All rights reserved. Unless otherwise specified, no part of this report may be reproduced or utilized in any part, form or by any means, electronic or mechanical, including photocopying and microfilm, without permission in writing from PCTEST. If you have any questions about this international copyright or have an enquiry about obtaining additional rights to this report or assembly of contents thereof, please contact INFO@PCTEST.COM.

## SISO Antenna-1 6 dB Bandwidth Measurements (26 Tones)

| | Frequency [MHz] | Channel No. | 802.11 Mode | Tones | Data Rate [Mbps] | Measured 6dB Bandwidth [MHz] |
|---|---|---|---|---|---|---|
| Band 3 | 5745 | 149 | ax (20MHz) | 26T | MCS0 | 2.68 |
| | 5785 | 157 | ax (20MHz) | 26T | MCS0 | 2.70 |
| | 5825 | 165 | ax (20MHz) | 26T | MCS0 | 2.61 |
| | 5755 | 151 | ax (40MHz) | 26T | MCS0 | 2.11 |
| | 5795 | 159 | ax (40MHz) | 26T | MCS0 | 2.14 |
| | 5775 | 155 | ax (80MHz) | 26T | MCS0 | 2.71 |

**Table 7-4. Conducted Bandwidth Measurements SISO ANT1 (26 Tones)**




© 2020 PCTEST V 9.0 02/01/2019

All rights reserved. Unless otherwise specified, no part of this report may be reproduced or utilized in any part, form or by any means, electronic or mechanical, including photocopying and microfilm, without permission in writing from PCTEST. If you have any questions about this international copyright or have an enquiry about obtaining additional rights to this report or assembly of contents thereof, please contact INFO@PCTEST.COM.

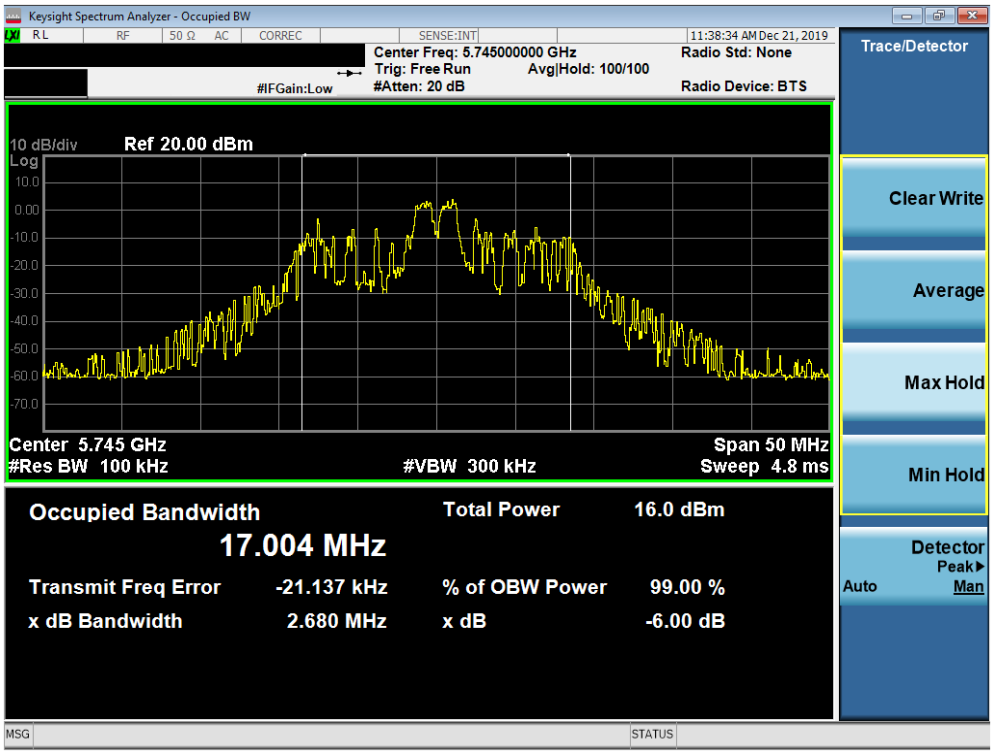


**Plot 7-43. 6dB Bandwidth Plot SISO ANT1 (20MHz BW 802.11ax – 26 Tones (UNII Band 3) – Ch. 149)**

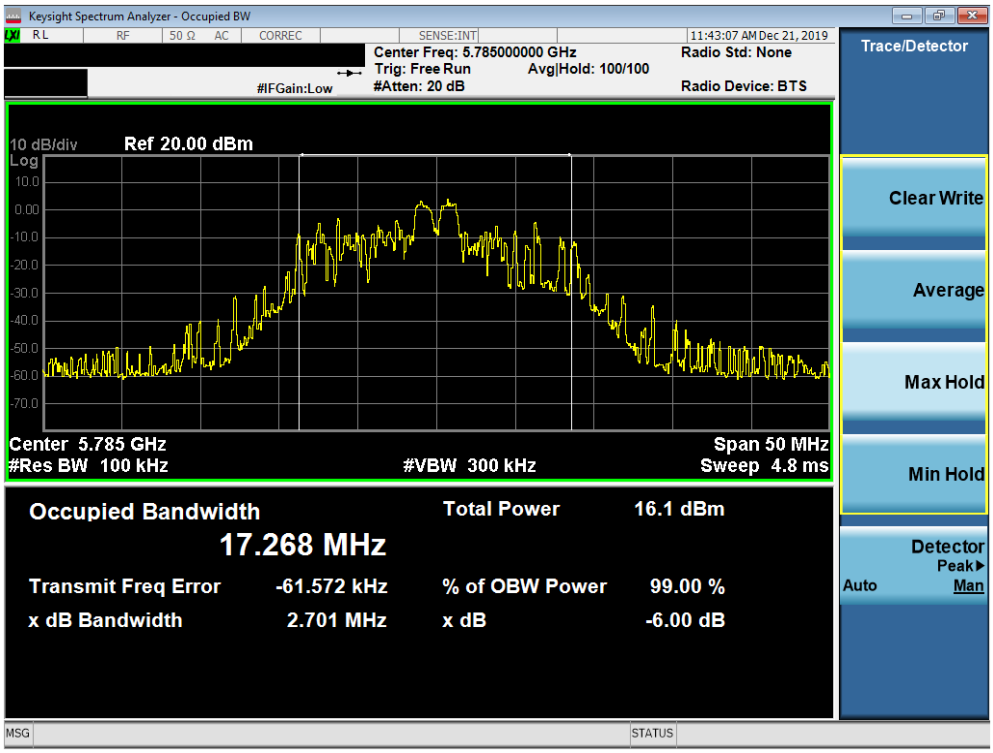


**Plot 7-44. 6dB Bandwidth Plot SISO ANT1 (20MHz BW 802.11ax – 26 Tones (UNII Band 3) – Ch. 157)**



© 2020 PCTEST
All rights reserved. Unless otherwise specified, no part of this report may be reproduced or utilized in any part, form or by any means, electronic or mechanical, including photocopying and microfilm, without permission in writing from PCTEST. If you have any questions about this international copyright or have an enquiry about obtaining additional rights to this report or assembly of contents thereof, please contact INFO@PCTEST.COM.

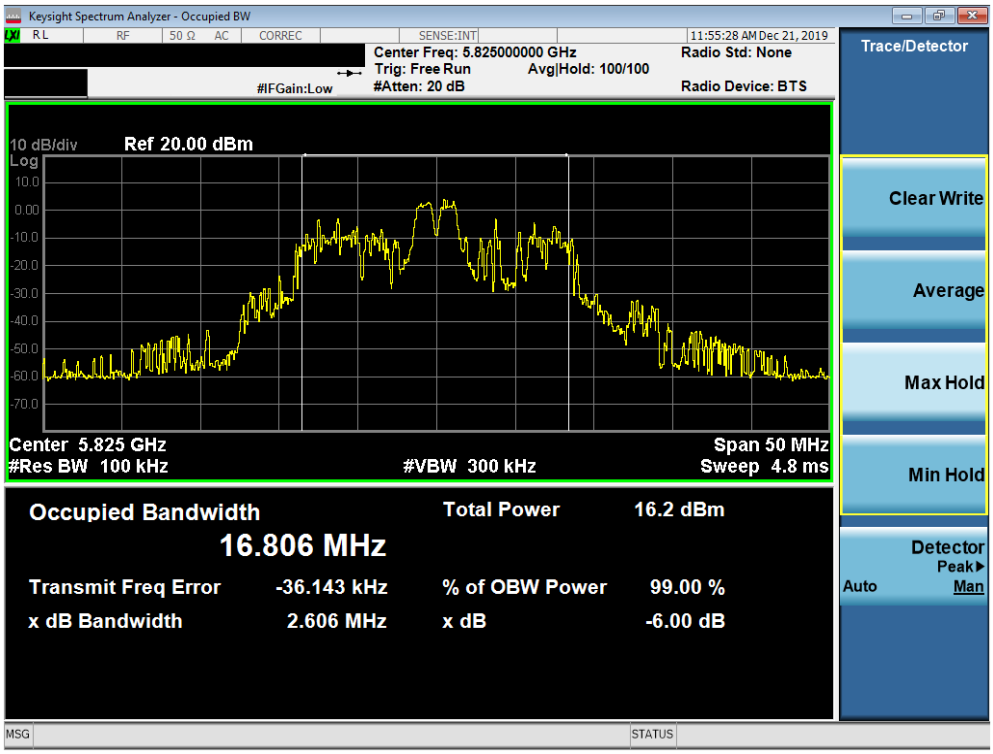


**Plot 7-45. 6dB Bandwidth Plot SISO ANT1 (20MHz BW 802.11ax – 26 Tones (UNII Band 3) – Ch. 165)**

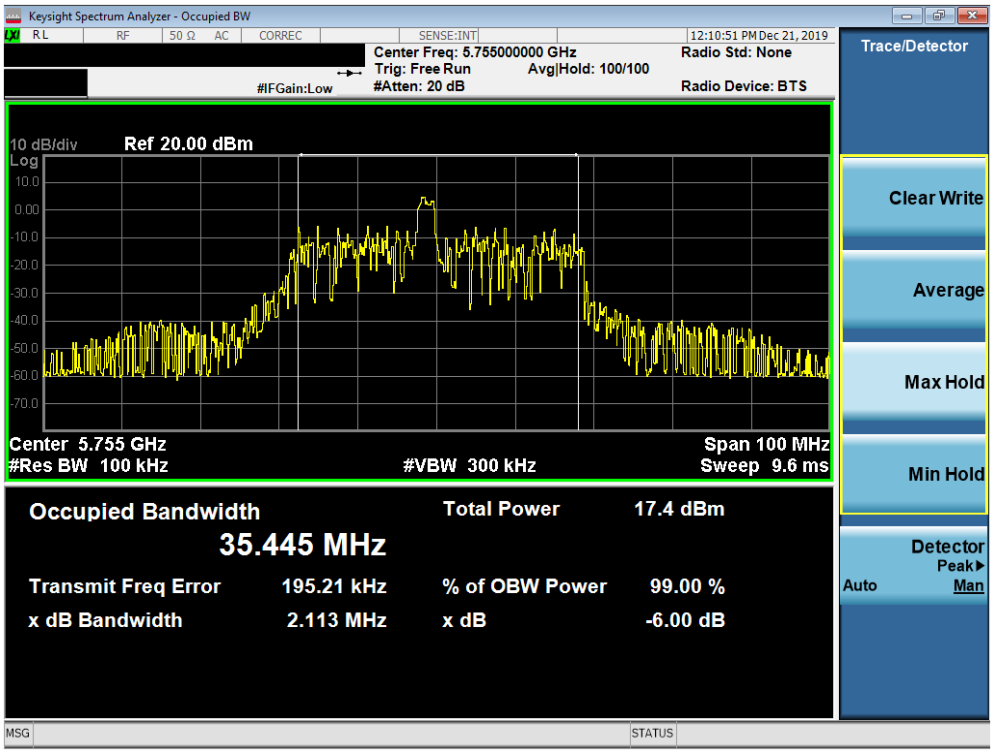


**Plot 7-46. 6dB Bandwidth Plot SISO ANT1 (40MHz BW 802.11ax – 26 Tones (UNII Band 3) – Ch. 151)**


© 2020 PCTEST
All rights reserved. Unless otherwise specified, no part of this report may be reproduced or utilized in any part, form or by any means, electronic or mechanical, including photocopying and microfilm, without permission in writing from PCTEST. If you have any questions about this international copyright or have an enquiry about obtaining additional rights to this report or assembly of contents thereof, please contact INFO@PCTEST.COM.

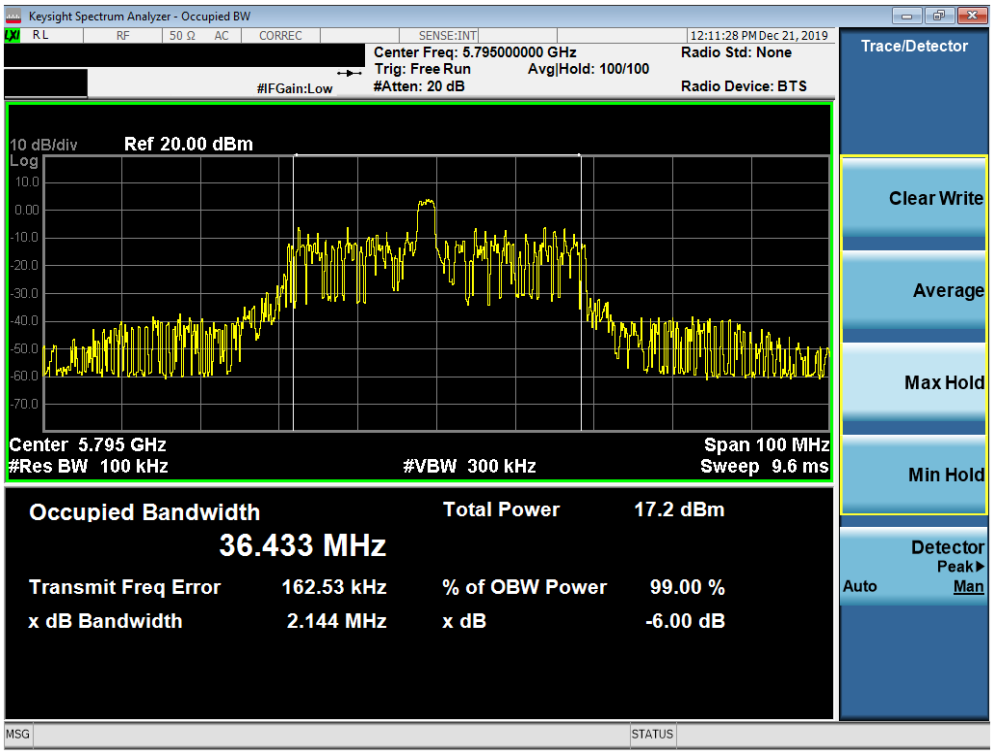


**Plot 7-47. 6dB Bandwidth Plot SISO ANT1 (40MHz BW 802.11ax – 26 Tones (UNII Band 3) – Ch. 159)**

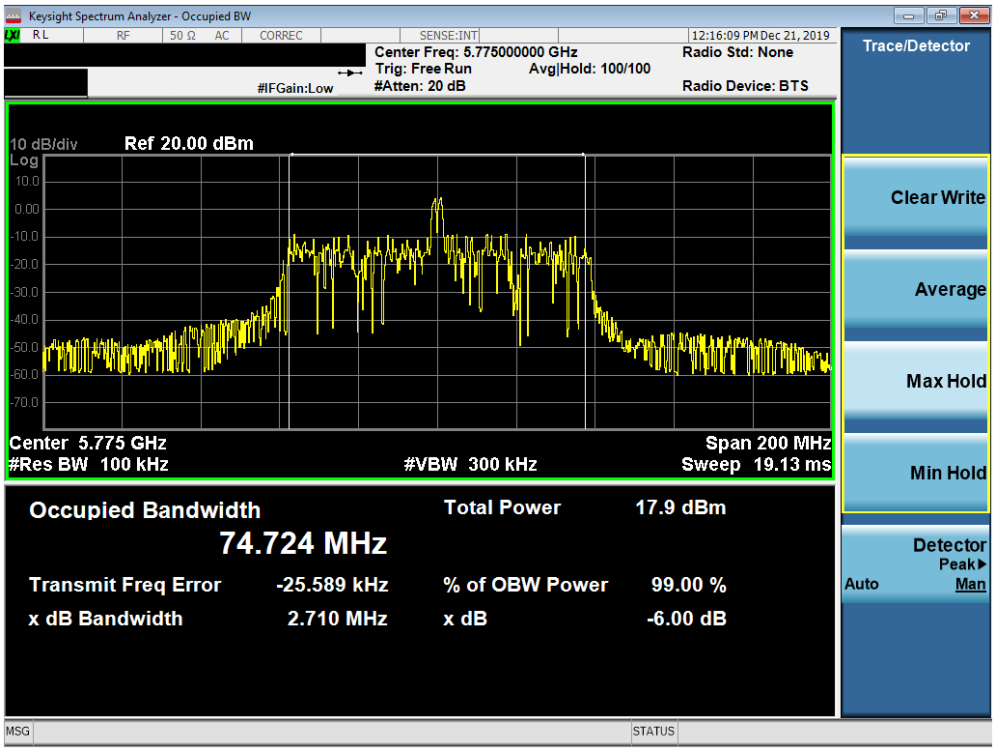


**Plot 7-48. 6dB Bandwidth Plot SISO ANT1 (80MHz BW 802.11ax – 26 Tones (UNII Band 3) – Ch. 155)**



© 2020 PCTEST
All rights reserved. Unless otherwise specified, no part of this report may be reproduced or utilized in any part, form or by any means, electronic or mechanical, including photocopying and microfilm, without permission in writing from PCTEST. If you have any questions about this international copyright or have an enquiry about obtaining additional rights to this report or assembly of contents thereof, please contact INFO@PCTEST.COM.

## SISO Antenna-2 6dB Bandwidth Measurements (26 Tones)

| | Frequency [MHz] | Channel No. | 802.11 Mode | Tones | Data Rate [Mbps] | Measured 6dB Bandwidth [MHz] |
|---|---|---|---|---|---|---|
| Band 3 | 5745 | 149 | ax (20MHz) | 26T | MCS0 | 2.66 |
| | 5785 | 157 | ax (20MHz) | 26T | MCS0 | 2.66 |
| | 5825 | 165 | ax (20MHz) | 26T | MCS0 | 2.06 |
| | 5755 | 151 | ax (40MHz) | 26T | MCS0 | 2.14 |
| | 5795 | 159 | ax (40MHz) | 26T | MCS0 | 2.09 |
| | 5775 | 155 | ax (80MHz) | 26T | MCS0 | 2.85 |

**Table 7-5. Conducted Bandwidth Measurements SISO ANT2 (26 Tones)**




© 2020 PCTEST V 9.0 02/01/2019

All rights reserved. Unless otherwise specified, no part of this report may be reproduced or utilized in any part, form or by any means, electronic or mechanical, including photocopying and microfilm, without permission in writing from PCTEST. If you have any questions about this international copyright or have an enquiry about obtaining additional rights to this report or assembly of contents thereof, please contact INFO@PCTEST.COM.

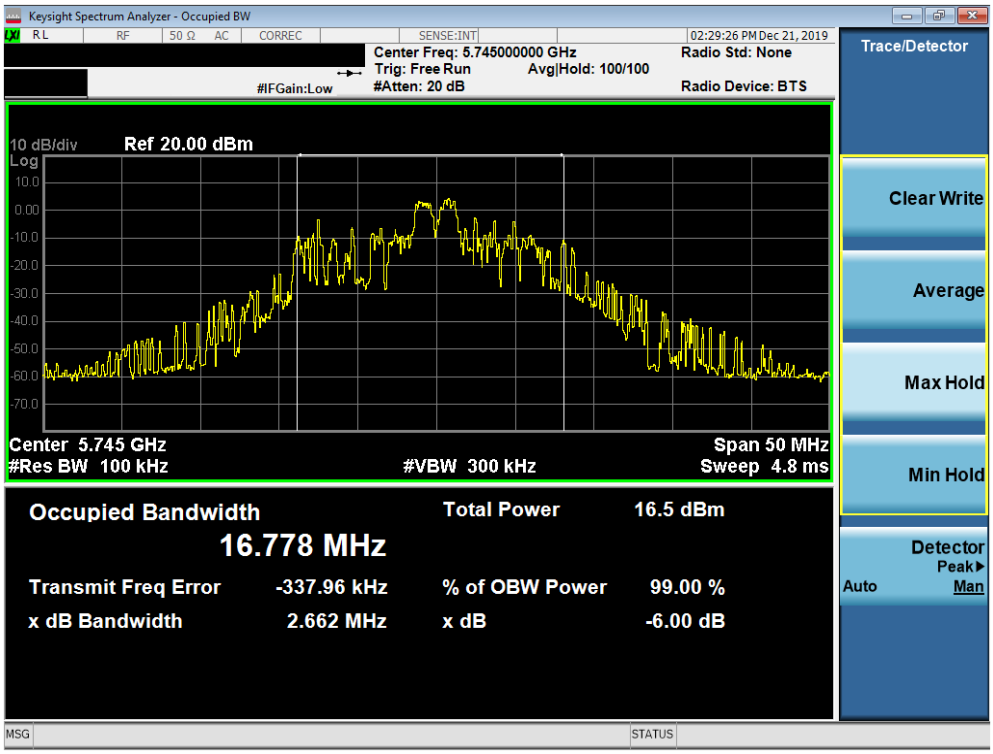


**Plot 7-49. 6dB Bandwidth Plot SISO ANT2 (20MHz BW 802.11ax – 26 Tones (UNII Band 3) – Ch. 149)**

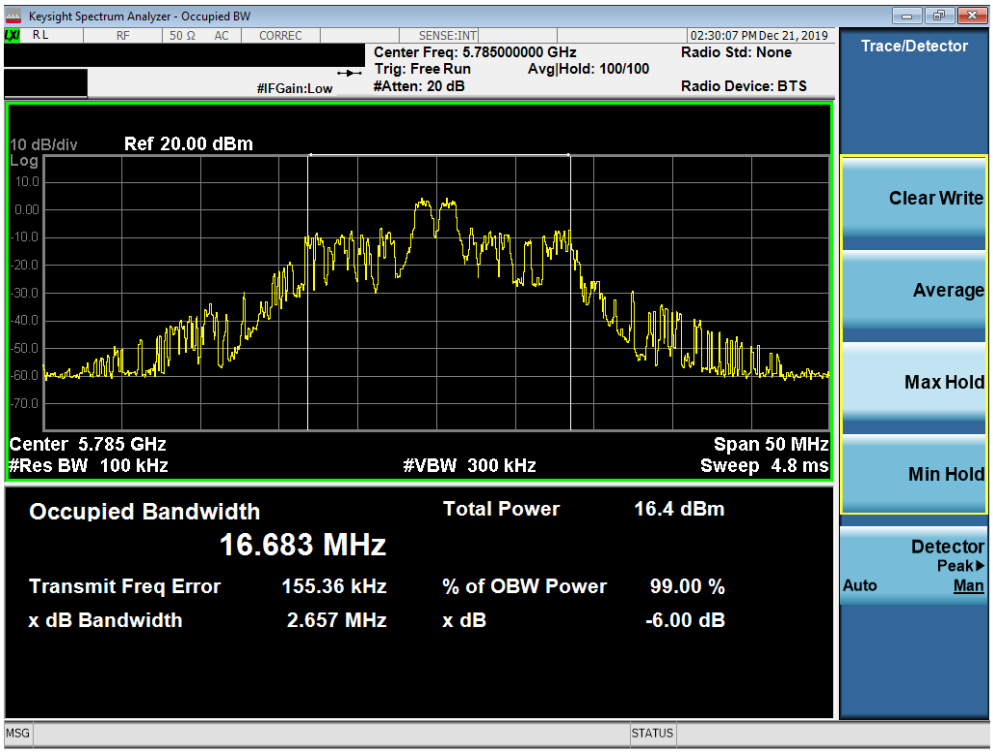


**Plot 7-50. 6dB Bandwidth Plot SISO ANT2 (20MHz BW 802.11ax – 26 Tones (UNII Band 3) – Ch. 157)**



© 2020 PCTEST
V 9.0 02/01/2019
All rights reserved. Unless otherwise specified, no part of this report may be reproduced or utilized in any part, form or by any means, electronic or mechanical, including photocopying and microfilm, without permission in writing from PCTEST. If you have any questions about this international copyright or have an enquiry about obtaining additional rights to this report or assembly of contents thereof, please contact INFO@PCTEST.COM.

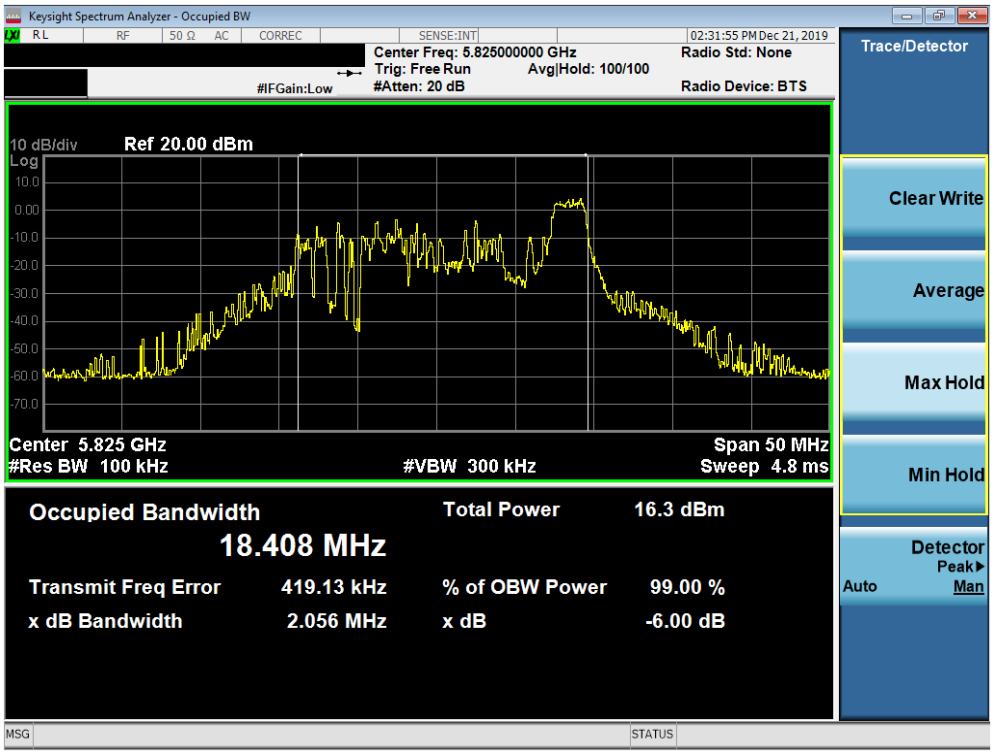


**Plot 7-51. 6dB Bandwidth Plot SISO ANT2 (20MHz BW 802.11ax – 26 Tones (UNII Band 3) – Ch. 165)**

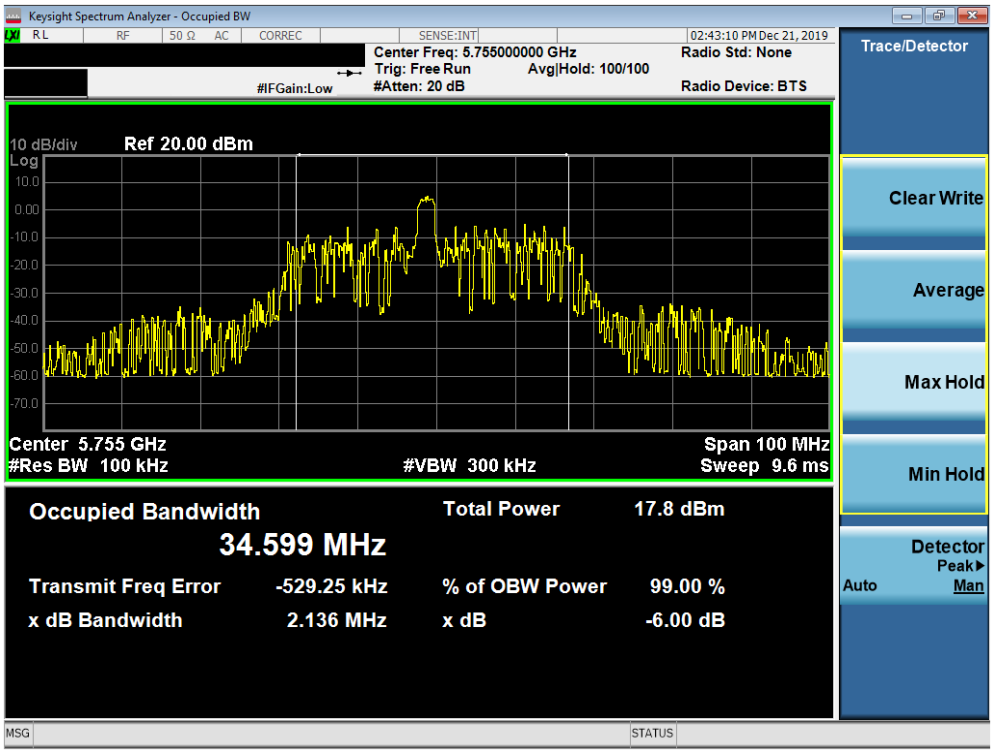


**Plot 7-52. 6dB Bandwidth Plot SISO ANT2 (40MHz BW 802.11ax – 26 Tones (UNII Band 3) – Ch. 151)**


© 2020 PCTEST
All rights reserved. Unless otherwise specified, no part of this report may be reproduced or utilized in any part, form or by any means, electronic or mechanical, including photocopying and microfilm, without permission in writing from PCTEST. If you have any questions about this international copyright or have an enquiry about obtaining additional rights to this report or assembly of contents thereof, please contact INFO@PCTEST.COM.

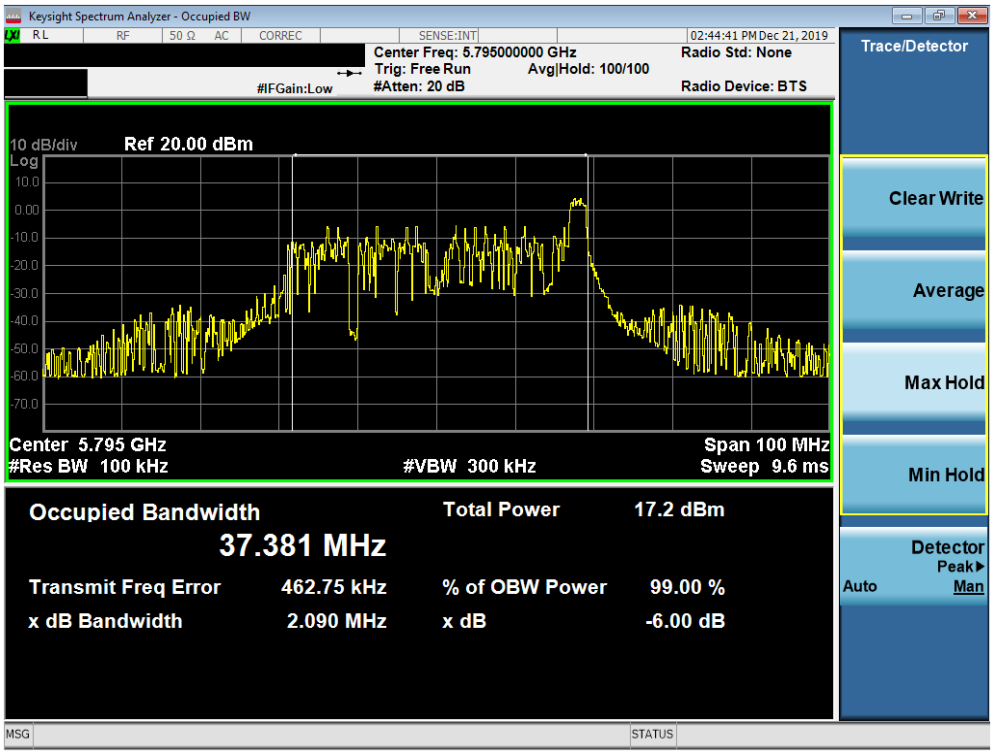


**Plot 7-53. 6dB Bandwidth Plot SISO ANT2 (40MHz BW 802.11ax – 26 Tones (UNII Band 3) – Ch. 159)**

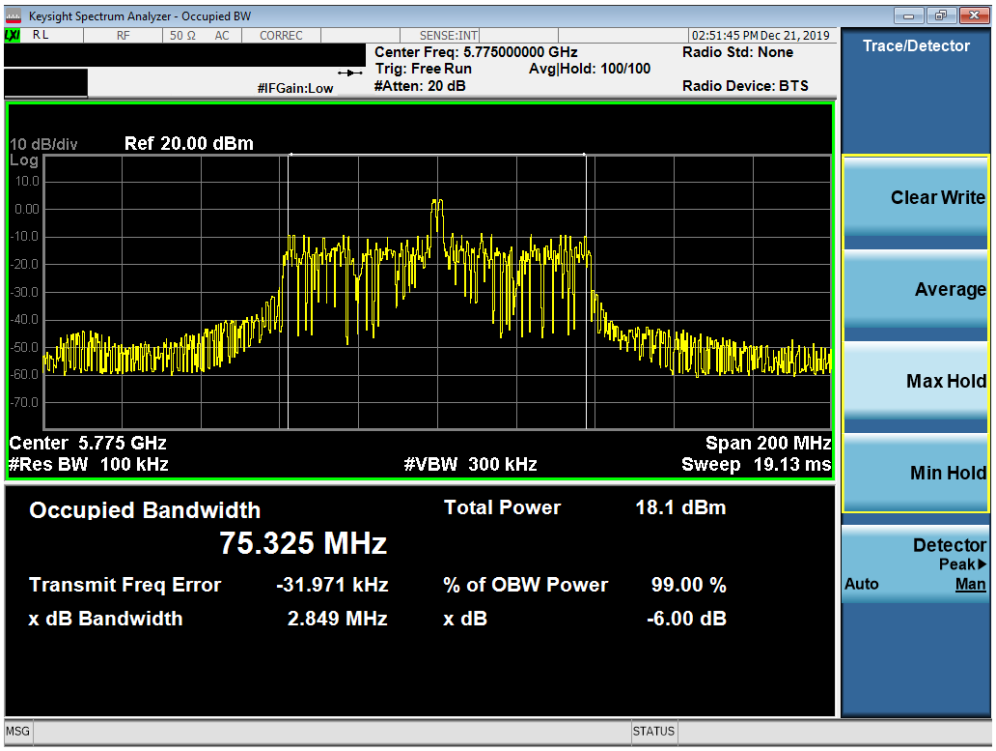


**Plot 7-54. 6dB Bandwidth Plot SISO ANT2 (80MHz BW 802.11ax – 26 Tones (UNII Band 3) – Ch. 155)**



© 2020 PCTEST
All rights reserved. Unless otherwise specified, no part of this report may be reproduced or utilized in any part, form or by any means, electronic or mechanical, including photocopying and microfilm, without permission in writing from PCTEST. If you have any questions about this international copyright or have an enquiry about obtaining additional rights to this report or assembly of contents thereof, please contact INFO@PCTEST.COM.

## 7.4 UNII Output Power Measurement – 802.11ax OFDMA

**§15.407(a.1.iv) §15.407(a.2) §15.407(a.3); RSS-247 [6.2]**

### Test Overview and Limits

A transmitter antenna terminal of the EUT is connected to the input of an RF pulse power sensor. Measurement is made using a broadband average power meter while the EUT is operating at its maximum duty cycle, at its maximum power control level, as defined in ANSI C63.10-2013 and KDB 789033 D02 v02r01, and at the appropriate frequencies.

***In the 5.15 – 5.25GHz band, the maximum permissible conducted output power is 250mW (23.98dBm). The maximum e.i.r.p. shall not exceed the lesser of 200 mW or 10 + 10 log10B, dBm.***

***In the 5.25 – 5.35GHz band, the maximum permissible conducted output power is the lesser of 250mW (23.98dBm) or 11 dBm + 10log$_{10}$(26dB BW) = 11 dBm + 10log$_{10}$(16.32) = 23.13dBm. The maximum e.i.r.p. shall not exceed the lesser of 1.0 W or 17 + 10 log10B, dBm.***

***In the 5.47 – 5.725GHz band, the maximum permissible conducted output power is the lesser of 250mW (23.98dBm) or 11 dBm + 10log$_{10}$(26dB BW) = 11 dBm + 10log$_{10}$(17.42) = 23.41dBm. The maximum e.i.r.p. shall not exceed the lesser of 1.0 W or 17 + 10 log10B, dBm.***

***In the 5.725 – 5.850GHz band, the maximum permissible conducted output power is 1W (30dBm). The maximum e.i.r.p. is 36 dBm.***

### Test Procedure Used

ANSI C63.10-2013 – Section 12.3.3.2 Method PM-G
KDB 789033 D02 v02r01 – Section E)3)b) Method PM-G
ANSI C63.10-2013 – Section 14.2 Measure-and-Sum Technique
KDB 662911 v02r01 – Section E)1) Measure-and-Sum Technique

### Test Settings

Average power measurements were performed only when the EUT was transmitting at its maximum power control level using a broadband power meter with a pulse sensor. The power meter implemented triggering and gating capabilities which were set up such that power measurements were recorded only during the ON time of the transmitter. The trace was averaged over 100 traces to obtain the final measured average power.

### Test Setup

The EUT and measurement equipment were set up as shown in the diagram below.

**Figure 7-3. Test Instrument & Measurement Setup**




© 2020 PCTEST V 9.0 02/01/2019
All rights reserved. Unless otherwise specified, no part of this report may be reproduced or utilized in any part, form or by any means, electronic or mechanical, including photocopying and microfilm, without permission in writing from PCTEST. If you have any questions about this international copyright or have an enquiry about obtaining additional rights to this report or assembly of contents thereof, please contact INFO@PCTEST.COM.

## SISO Antenna-1 Conducted Output Power Measurements (26 Tones)

| 5GHz (20MHz Bandwidth) | Freq [MHz] | Channel | Detector | Tones | RU Index | | | Conducted Power Limit [dBm] | Conducted Power Margin [dB] |
|---|---|---|---|---|---|---|---|---|---|
| | | | | | 0 | 4 | 8 | | |
| | 5180 | 36 | AVG | 26T | 9.03 | 9.16 | 9.21 | 23.98 | -14.77 |
| | 5200 | 40 | AVG | 26T | 9.02 | 9.07 | 9.06 | 23.98 | -14.91 |
| | 5240 | 48 | AVG | 26T | 9.06 | 9.06 | 9.06 | 23.98 | -14.92 |
| | 5260 | 52 | AVG | 26T | 9.03 | 9.04 | 9.04 | 23.13 | -14.09 |
| | 5280 | 56 | AVG | 26T | 9.03 | 9.02 | 9.03 | 23.13 | -14.10 |
| | 5320 | 64 | AVG | 26T | 9.06 | 9.06 | 9.01 | 23.13 | -14.07 |
| | 5500 | 100 | AVG | 26T | 9.07 | 9.11 | 9.05 | 23.41 | -14.30 |
| | 5600 | 120 | AVG | 26T | 9.17 | 9.05 | 9.09 | 23.41 | -14.24 |
| | 5720 | 144 | AVG | 26T | 9.12 | 9.10 | 9.18 | 23.41 | -14.23 |
| | 5745 | 149 | AVG | 26T | 9.09 | 9.06 | 9.02 | 30.00 | -20.91 |
| | 5785 | 157 | AVG | 26T | 9.59 | 9.59 | 9.55 | 30.00 | -20.41 |
| | 5825 | 165 | AVG | 26T | 9.12 | 9.45 | 9.44 | 30.00 | -20.55 |

**Table 7-6. SISO ANT1 20MHz BW (UNII) Maximum Conducted Output Power (26 Tones)**

| 5GHz (40MHz Bandwidth) | Freq [MHz] | Channel | Detector | Tones | RU Index | | | Conducted Power Limit [dBm] | Conducted Power Margin [dB] |
|---|---|---|---|---|---|---|---|---|---|
| | | | | | 0 | 8 | 17 | | |
| | 5190 | 38 | AVG | 26T | 9.05 | 9.53 | 9.03 | 23.98 | -14.45 |
| | 5230 | 46 | AVG | 26T | 9.03 | 9.46 | 9.02 | 23.98 | -14.52 |
| | 5270 | 54 | AVG | 26T | 9.02 | 9.45 | 9.04 | 23.13 | -13.68 |
| | 5310 | 62 | AVG | 26T | 9.02 | 9.58 | 9.03 | 23.13 | -13.55 |
| | 5510 | 102 | AVG | 26T | 9.25 | 9.79 | 9.18 | 23.41 | -13.62 |
| | 5590 | 118 | AVG | 26T | 9.09 | 9.63 | 9.15 | 23.41 | -13.78 |
| | 5710 | 142 | AVG | 26T | 9.26 | 9.54 | 9.16 | 23.41 | -13.87 |
| | 5755 | 151 | AVG | 26T | 9.36 | 9.48 | 9.29 | 30.00 | -20.52 |
| | 5795 | 159 | AVG | 26T | 9.71 | 9.97 | 9.12 | 30.00 | -20.03 |

**Table 7-7. SISO ANT1 40MHz BW (UNII) Maximum Conducted Output Power (26 Tones)**

| 5GHz (80MHz Bandwidth) | Freq [MHz] | Channel | Detector | Tones | RU Index | | | Conducted Power Limit [dBm] | Conducted Power Margin [dB] |
|---|---|---|---|---|---|---|---|---|---|
| | | | | | 0 | 18 | 36 | | |
| | 5210 | 42 | AVG | 26T | 9.08 | 9.35 | 9.03 | 23.98 | -14.63 |
| | 5290 | 58 | AVG | 26T | 9.07 | 9.39 | 9.06 | 23.13 | -13.74 |
| | 5530 | 106 | AVG | 26T | 9.23 | 9.59 | 9.09 | 23.41 | -13.82 |
| | 5610 | 122 | AVG | 26T | 9.03 | 9.34 | 9.06 | 23.41 | -14.07 |
| | 5690 | 138 | AVG | 26T | 9.37 | 9.62 | 9.18 | 23.41 | -13.79 |
| | 5775 | 155 | AVG | 26T | 9.61 | 9.90 | 9.32 | 30.00 | -20.10 |

**Table 7-8. SISO ANT1 80MHz BW (UNII) Maximum Conducted Output Power (26 Tones)**




© 2020 PCTEST V 9.0 02/01/2019

All rights reserved. Unless otherwise specified, no part of this report may be reproduced or utilized in any part, form or by any means, electronic or mechanical, including photocopying and microfilm, without permission in writing from PCTEST. If you have any questions about this international copyright or have an enquiry about obtaining additional rights to this report or assembly of contents thereof, please contact INFO@PCTEST.COM.

## SISO Antenna-1 Conducted Output Power Measurements (52 Tones)

| 5GHz (20MHz Bandwidth) | Freq [MHz] | Channel | Detector | Tones | RU Index | | | Conducted Power Limit [dBm] | Conducted Power Margin [dB] |
|---|---|---|---|---|---|---|---|---|---|
| | | | | | 37 | 39 | 40 | | |
| | 5180 | 36 | AVG | 52T | 9.31 | 9.35 | 9.29 | 23.98 | -14.63 |
| | 5200 | 40 | AVG | 52T | 9.12 | 9.27 | 9.11 | 23.98 | -14.71 |
| | 5240 | 48 | AVG | 52T | 9.09 | 9.15 | 9.04 | 23.98 | -14.83 |
| | 5260 | 52 | AVG | 52T | 9.08 | 9.14 | 9.01 | 23.13 | -13.99 |
| | 5280 | 56 | AVG | 52T | 9.05 | 9.05 | 9.03 | 23.13 | -14.08 |
| | 5320 | 64 | AVG | 52T | 9.03 | 9.13 | 9.04 | 23.13 | -14.00 |
| | 5500 | 100 | AVG | 52T | 9.13 | 9.17 | 9.15 | 23.41 | -14.24 |
| | 5600 | 120 | AVG | 52T | 9.15 | 9.27 | 9.17 | 23.41 | -14.14 |
| | 5720 | 144 | AVG | 52T | 9.29 | 9.28 | 9.18 | 23.41 | -14.12 |
| | 5745 | 149 | AVG | 52T | 9.11 | 9.23 | 9.11 | 30.00 | -20.77 |
| | 5785 | 157 | AVG | 52T | 9.63 | 9.74 | 9.54 | 30.00 | -20.26 |
| | 5825 | 165 | AVG | 52T | 9.58 | 9.65 | 9.49 | 30.00 | -20.35 |

**Table 7-9. SISO ANT1 20MHz BW (UNII) Maximum Conducted Output Power (52 Tones)**

| 5GHz (40MHz Bandwidth) | Freq [MHz] | Channel | Detector | Tones | RU Index | | | Conducted Power Limit [dBm] | Conducted Power Margin [dB] |
|---|---|---|---|---|---|---|---|---|---|
| | | | | | 37 | 40 | 44 | | |
| | 5190 | 38 | AVG | 52T | 9.17 | 9.54 | 9.07 | 23.98 | -14.44 |
| | 5230 | 46 | AVG | 52T | 9.14 | 9.52 | 9.05 | 23.98 | -14.46 |
| | 5270 | 54 | AVG | 52T | 9.07 | 9.43 | 9.01 | 23.13 | -13.70 |
| | 5310 | 62 | AVG | 52T | 9.13 | 9.54 | 9.02 | 23.13 | -13.59 |
| | 5510 | 102 | AVG | 52T | 9.37 | 9.71 | 9.33 | 23.41 | -13.70 |
| | 5590 | 118 | AVG | 52T | 9.16 | 9.63 | 9.20 | 23.41 | -13.78 |
| | 5710 | 142 | AVG | 52T | 9.31 | 9.75 | 9.23 | 23.41 | -13.66 |
| | 5755 | 151 | AVG | 52T | 9.52 | 9.86 | 9.34 | 30.00 | -20.14 |
| | 5795 | 159 | AVG | 52T | 9.77 | 9.97 | 9.67 | 30.00 | -20.03 |

**Table 7-10. SISO ANT1 40MHz BW (UNII) Maximum Conducted Output Power (52 Tones)**

| 5GHz (80MHz Bandwidth) | Freq [MHz] | Channel | Detector | Tones | RU Index | | | Conducted Power Limit [dBm] | Conducted Power Margin [dB] |
|---|---|---|---|---|---|---|---|---|---|
| | | | | | 37 | 44 | 52 | | |
| | 5210 | 42 | AVG | 52T | 9.03 | 9.25 | 9.53 | 23.98 | -14.45 |
| | 5290 | 58 | AVG | 52T | 9.09 | 9.34 | 9.03 | 23.13 | -13.79 |
| | 5530 | 106 | AVG | 52T | 9.18 | 9.53 | 9.35 | 23.26 | -13.73 |
| | 5610 | 122 | AVG | 52T | 9.05 | 9.39 | 9.17 | 23.26 | -13.87 |
| | 5690 | 138 | AVG | 52T | 9.35 | 9.68 | 9.24 | 23.26 | -13.58 |
| | 5775 | 155 | AVG | 52T | 9.68 | 9.50 | 9.55 | 30.00 | -20.32 |

**Table 7-11. SISO ANT1 80MHz BW (UNII) Maximum Conducted Output Power (52 Tones)**




© 2020 PCTEST V 9.0 02/01/2019

All rights reserved. Unless otherwise specified, no part of this report may be reproduced or utilized in any part, form or by any means, electronic or mechanical, including photocopying and microfilm, without permission in writing from PCTEST. If you have any questions about this international copyright or have an enquiry about obtaining additional rights to this report or assembly of contents thereof, please contact INFO@PCTEST.COM.

## SISO Antenna-1 Conducted Output Power Measurements (106 Tones)

| 5GHz (20MHz Bandwidth) | Freq [MHz] | Channel | Detector | Tones | RU Index | | Conducted Power Limit [dBm] | Conducted Power Margin [dB] |
|---|---|---|---|---|---|---|---|---|
| | | | | | 53 | 54 | | |
| | 5180 | 36 | AVG | 106T | 9.40 | 9.42 | 23.98 | -14.56 |
| | 5200 | 40 | AVG | 106T | 9.18 | 9.25 | 23.98 | -14.73 |
| | 5240 | 48 | AVG | 106T | 9.19 | 9.23 | 23.98 | -14.75 |
| | 5260 | 52 | AVG | 106T | 9.22 | 9.14 | 23.13 | -13.91 |
| | 5280 | 56 | AVG | 106T | 9.16 | 9.14 | 23.13 | -13.97 |
| | 5320 | 64 | AVG | 106T | 9.15 | 9.17 | 23.13 | -13.96 |
| | 5500 | 100 | AVG | 106T | 9.25 | 9.33 | 23.41 | -14.08 |
| | 5600 | 120 | AVG | 106T | 9.29 | 9.25 | 23.41 | -14.12 |
| | 5720 | 144 | AVG | 106T | 9.38 | 9.34 | 23.41 | -14.03 |
| | 5745 | 149 | AVG | 106T | 9.30 | 9.30 | 30.00 | -20.70 |
| | 5785 | 157 | AVG | 106T | 9.75 | 9.75 | 30.00 | -20.25 |
| | 5825 | 165 | AVG | 106T | 9.66 | 9.65 | 30.00 | -20.34 |

**Table 7-12. SISO ANT1 20MHz BW (UNII) Maximum Conducted Output Power (106 Tones)**

| 5GHz (40MHz Bandwidth) | Freq [MHz] | Channel | Detector | Tones | RU Index | | | Conducted Power Limit [dBm] | Conducted Power Margin [dB] |
|---|---|---|---|---|---|---|---|---|---|
| | | | | | 53 | 54 | 56 | | |
| | 5190 | 38 | AVG | 106T | 9.38 | 9.61 | 9.23 | 23.98 | -14.37 |
| | 5230 | 46 | AVG | 106T | 9.31 | 9.57 | 9.24 | 23.98 | -14.41 |
| | 5270 | 54 | AVG | 106T | 9.22 | 9.51 | 9.15 | 23.13 | -13.62 |
| | 5310 | 62 | AVG | 106T | 9.35 | 9.54 | 9.25 | 23.13 | -13.59 |
| | 5510 | 102 | AVG | 106T | 9.59 | 9.87 | 9.51 | 23.41 | -13.54 |
| | 5590 | 118 | AVG | 106T | 9.40 | 9.70 | 9.45 | 23.41 | -13.71 |
| | 5710 | 142 | AVG | 106T | 9.55 | 9.80 | 9.50 | 23.41 | -13.61 |
| | 5755 | 151 | AVG | 106T | 9.74 | 9.95 | 9.67 | 30.00 | -20.05 |
| | 5795 | 159 | AVG | 106T | 9.94 | 9.99 | 9.90 | 30.00 | -20.01 |

**Table 7-13. SISO ANT1 40MHz BW (UNII) Maximum Conducted Output Power (106 Tones)**

| 5GHz (80MHz Bandwidth) | Freq [MHz] | Channel | Detector | Tones | RU Index | | | Conducted Power Limit [dBm] | Conducted Power Margin [dB] |
|---|---|---|---|---|---|---|---|---|---|
| | | | | | 53 | 56 | 60 | | |
| | 5210 | 42 | AVG | 106T | 9.16 | 9.46 | 9.03 | 23.98 | -14.52 |
| | 5290 | 58 | AVG | 106T | 9.17 | 9.44 | 9.06 | 23.13 | -13.69 |
| | 5530 | 106 | AVG | 106T | 9.27 | 9.60 | 9.35 | 23.41 | -13.81 |
| | 5610 | 122 | AVG | 106T | 9.14 | 9.48 | 9.21 | 23.41 | -13.93 |
| | 5690 | 138 | AVG | 106T | 9.40 | 9.75 | 9.24 | 23.41 | -13.66 |
| | 5775 | 155 | AVG | 106T | 9.79 | 9.95 | 9.57 | 30.00 | -20.05 |

**Table 7-14. SISO ANT1 80MHz BW (UNII) Maximum Conducted Output Power (106 Tones)**



© 2020 PCTEST V 9.0 02/01/2019
All rights reserved. Unless otherwise specified, no part of this report may be reproduced or utilized in any part, form or by any means, electronic or mechanical, including photocopying and microfilm, without permission in writing from PCTEST. If you have any questions about this international copyright or have an enquiry about obtaining additional rights to this report or assembly of contents thereof, please contact INFO@PCTEST.COM.

## SISO Antenna-1 Conducted Output Power Measurements (242 Tones)

| 5GHz (20MHz Bandwidth) | Freq [MHz] | Channel | Detector | Tones | RU Index | Conducted Power Limit [dBm] | Conducted Power Margin [dB] |
|---|---|---|---|---|---|---|---|
| | | | | | 61 | | |
| | 5180 | 36 | AVG | 242T | 9.54 | 23.98 | -14.44 |
| | 5200 | 40 | AVG | 242T | 9.31 | 23.98 | -14.67 |
| | 5240 | 48 | AVG | 242T | 9.41 | 23.98 | -14.57 |
| | 5260 | 52 | AVG | 242T | 9.35 | 23.13 | -13.78 |
| | 5280 | 56 | AVG | 242T | 9.30 | 23.13 | -13.83 |
| | 5320 | 64 | AVG | 242T | 9.36 | 23.13 | -13.77 |
| | 5500 | 100 | AVG | 242T | 9.45 | 23.41 | -13.96 |
| | 5600 | 120 | AVG | 242T | 9.47 | 23.41 | -13.94 |
| | 5720 | 144 | AVG | 242T | 9.54 | 23.41 | -13.87 |
| | 5745 | 149 | AVG | 242T | 9.45 | 30.00 | -20.55 |
| | 5785 | 157 | AVG | 242T | 9.92 | 30.00 | -20.08 |
| | 5825 | 165 | AVG | 242T | 9.83 | 30.00 | -20.17 |

**Table 7-15. SISO ANT1 20MHz BW (UNII) Maximum Conducted Output Power (242 Tones)**

| 5GHz (40MHz Bandwidth) | Freq [MHz] | Channel | Detector | Tones | RU Index | | Conducted Power Limit [dBm] | Conducted Power Margin [dB] |
|---|---|---|---|---|---|---|---|---|
| | | | | | 61 | 62 | | |
| | 5190 | 38 | AVG | 242T | 9.55 | 9.51 | 23.98 | -14.43 |
| | 5230 | 46 | AVG | 242T | 9.46 | 9.46 | 23.98 | -14.52 |
| | 5270 | 54 | AVG | 242T | 9.41 | 9.41 | 23.13 | -13.72 |
| | 5310 | 62 | AVG | 242T | 9.49 | 9.46 | 23.13 | -13.64 |
| | 5510 | 102 | AVG | 242T | 9.69 | 9.67 | 23.41 | -13.72 |
| | 5590 | 118 | AVG | 242T | 9.59 | 9.55 | 23.41 | -13.82 |
| | 5710 | 142 | AVG | 242T | 9.74 | 9.66 | 23.41 | -13.67 |
| | 5755 | 151 | AVG | 242T | 9.83 | 9.78 | 30.00 | -20.17 |
| | 5795 | 159 | AVG | 242T | 9.98 | 9.94 | 30.00 | -20.02 |

**Table 7-16. SISO ANT1 40MHz BW (UNII) Maximum Conducted Output Power (242 Tones)**

| 5GHz (80MHz Bandwidth) | Freq [MHz] | Channel | Detector | Tones | RU Index | | | Conducted Power Limit [dBm] | Conducted Power Margin [dB] |
|---|---|---|---|---|---|---|---|---|---|
| | | | | | 61 | 62 | 64 | | |
| | 5210 | 42 | AVG | 242T | 9.33 | 9.48 | 9.24 | 23.98 | -14.50 |
| | 5290 | 58 | AVG | 242T | 9.46 | 9.57 | 9.22 | 23.13 | -13.56 |
| | 5530 | 106 | AVG | 242T | 9.48 | 9.65 | 9.49 | 23.41 | -13.76 |
| | 5610 | 122 | AVG | 242T | 9.39 | 9.55 | 9.23 | 23.41 | -13.86 |
| | 5690 | 138 | AVG | 242T | 9.58 | 9.80 | 9.39 | 23.41 | -13.61 |
| | 5775 | 155 | AVG | 242T | 9.92 | 9.97 | 9.78 | 30.00 | -20.03 |

**Table 7-17. SISO ANT1 80MHz BW (UNII) Maximum Conducted Output Power (242 Tones)**




© 2020 PCTEST V 9.0 02/01/2019

All rights reserved. Unless otherwise specified, no part of this report may be reproduced or utilized in any part, form or by any means, electronic or mechanical, including photocopying and microfilm, without permission in writing from PCTEST. If you have any questions about this international copyright or have an enquiry about obtaining additional rights to this report or assembly of contents thereof, please contact INFO@PCTEST.COM.

## SISO Antenna-1 Conducted Output Power Measurements (484 Tones)

| 5GHz (40MHz Bandwidth) | Freq [MHz] | Channel | Detector | Tones | RU Index | Conducted Power Limit [dBm] | Conducted Power Margin [dB] |
|---|---|---|---|---|---|---|---|
| | | | | | 65 | | |
| | 5190 | 38 | AVG | 484T | 9.49 | 23.98 | -14.49 |
| | 5230 | 46 | AVG | 484T | 9.41 | 23.98 | -14.57 |
| | 5270 | 54 | AVG | 484T | 9.45 | 23.13 | -13.68 |
| | 5310 | 62 | AVG | 484T | 9.48 | 23.13 | -13.65 |
| | 5510 | 102 | AVG | 484T | 9.75 | 23.41 | -13.66 |
| | 5590 | 118 | AVG | 484T | 9.67 | 23.41 | -13.74 |
| | 5710 | 142 | AVG | 484T | 9.75 | 23.41 | -13.66 |
| | 5755 | 151 | AVG | 484T | 9.90 | 30.00 | -20.10 |
| | 5795 | 159 | AVG | 484T | 9.97 | 30.00 | -20.03 |

**Table 7-18. SISO ANT1 40MHz BW (UNII) Maximum Conducted Output Power (484 Tones)**

| 5GHz (80MHz Bandwidth) | Freq [MHz] | Channel | Detector | Tones | RU Index | | Conducted Power Limit [dBm] | Conducted Power Margin [dB] |
|---|---|---|---|---|---|---|---|---|
| | | | | | 65 | 66 | | |
| | 5210 | 42 | AVG | 484T | 9.47 | 9.40 | 23.98 | -14.51 |
| | 5290 | 58 | AVG | 484T | 9.53 | 9.44 | 23.13 | -13.60 |
| | 5530 | 106 | AVG | 484T | 9.65 | 9.59 | 23.41 | -13.76 |
| | 5610 | 122 | AVG | 484T | 9.49 | 9.41 | 23.41 | -13.92 |
| | 5690 | 138 | AVG | 484T | 9.75 | 9.55 | 23.41 | -13.66 |
| | 5775 | 155 | AVG | 484T | 9.98 | 9.92 | 30.00 | -20.02 |

**Table 7-19. SISO ANT1 80MHz BW (UNII) Maximum Conducted Output Power (484 Tones)**



© 2020 PCTEST V 9.0 02/01/2019
All rights reserved. Unless otherwise specified, no part of this report may be reproduced or utilized in any part, form or by any means, electronic or mechanical, including photocopying and microfilm, without permission in writing from PCTEST. If you have any questions about this international copyright or have an enquiry about obtaining additional rights to this report or assembly of contents thereof, please contact INFO@PCTEST.COM.

## SISO Antenna-1 Conducted Output Power Measurements (996 Tones)

| | Freq [MHz] | Channel | Detector | Tones | RU Index | Conducted Power Limit [dBm] | Conducted Power Margin [dB] |
|---|---|---|---|---|---|---|---|
| | | | | | 67 | | |
| 5GHz (80MHz Bandwidth) | 5210 | 42 | AVG | 996T | 9.31 | 23.98 | -14.67 |
| | 5290 | 58 | AVG | 996T | 9.31 | 23.13 | -13.82 |
| | 5530 | 106 | AVG | 996T | 9.49 | 23.41 | -13.92 |
| | 5610 | 122 | AVG | 996T | 9.33 | 23.41 | -14.08 |
| | 5690 | 138 | AVG | 996T | 9.63 | 23.41 | -13.78 |
| | 5775 | 155 | AVG | 996T | 9.85 | 30.00 | -20.15 |

**Table 7-20. SISO ANT1 80MHz BW (UNII) Maximum Conducted Output Power (996 Tones)**




© 2020 PCTEST V 9.0 02/01/2019

All rights reserved. Unless otherwise specified, no part of this report may be reproduced or utilized in any part, form or by any means, electronic or mechanical, including photocopying and microfilm, without permission in writing from PCTEST. If you have any questions about this international copyright or have an enquiry about obtaining additional rights to this report or assembly of contents thereof, please contact INFO@PCTEST.COM.

## SISO Antenna-2 Conducted Output Power Measurements (26 Tones)

| 5GHz (20MHz Bandwidth) | Freq [MHz] | Channel | Detector | Tones | RU Index | | | Conducted Power Limit [dBm] | Conducted Power Margin [dB] |
|---|---|---|---|---|---|---|---|---|---|
| | | | | | 0 | 4 | 8 | | |
| | 5180 | 36 | AVG | 26T | 9.25 | 9.59 | 9.45 | 23.98 | -14.39 |
| | 5200 | 40 | AVG | 26T | 9.66 | 9.70 | 9.62 | 23.98 | -14.28 |
| | 5240 | 48 | AVG | 26T | 9.68 | 9.75 | 9.63 | 23.98 | -14.23 |
| | 5260 | 52 | AVG | 26T | 9.77 | 9.76 | 9.62 | 23.75 | -13.98 |
| | 5280 | 56 | AVG | 26T | 9.71 | 9.72 | 9.62 | 23.75 | -14.03 |
| | 5320 | 64 | AVG | 26T | 9.59 | 9.20 | 9.49 | 23.75 | -14.16 |
| | 5500 | 100 | AVG | 26T | 9.31 | 9.25 | 9.35 | 23.26 | -13.91 |
| | 5600 | 120 | AVG | 26T | 9.66 | 9.84 | 9.82 | 23.26 | -13.42 |
| | 5720 | 144 | AVG | 26T | 9.50 | 9.72 | 9.62 | 23.26 | -13.54 |
| | 5745 | 149 | AVG | 26T | 9.28 | 9.43 | 9.37 | 30.00 | -20.57 |
| | 5785 | 157 | AVG | 26T | 9.52 | 9.59 | 9.58 | 30.00 | -20.41 |
| | 5825 | 165 | AVG | 26T | 9.38 | 9.45 | 9.56 | 30.00 | -20.44 |

**Table 7-21. SISO ANT2 20MHz BW (UNII) Maximum Conducted Output Power (26 Tones)**

| 5GHz (40MHz Bandwidth) | Freq [MHz] | Channel | Detector | Tones | RU Index | | | Conducted Power Limit [dBm] | Conducted Power Margin [dB] |
|---|---|---|---|---|---|---|---|---|---|
| | | | | | 0 | 8 | 17 | | |
| | 5190 | 38 | AVG | 26T | 9.63 | 9.95 | 9.57 | 23.98 | -14.03 |
| | 5230 | 46 | AVG | 26T | 9.66 | 9.97 | 9.49 | 23.98 | -14.01 |
| | 5270 | 54 | AVG | 26T | 9.85 | 9.47 | 9.65 | 23.75 | -13.90 |
| | 5310 | 62 | AVG | 26T | 9.75 | 9.96 | 9.40 | 23.75 | -13.79 |
| | 5510 | 102 | AVG | 26T | 9.63 | 9.92 | 9.59 | 23.26 | -13.34 |
| | 5590 | 118 | AVG | 26T | 9.69 | 9.24 | 9.89 | 23.26 | -13.37 |
| | 5710 | 142 | AVG | 26T | 9.70 | 9.96 | 9.51 | 23.26 | -13.30 |
| | 5755 | 151 | AVG | 26T | 9.48 | 9.93 | 9.51 | 30.00 | -20.07 |
| | 5795 | 159 | AVG | 26T | 9.24 | 9.32 | 9.87 | 30.00 | -20.13 |

**Table 7-22. SISO ANT2 40MHz BW (UNII) Maximum Conducted Output Power (26 Tones)**

| 5GHz (80MHz Bandwidth) | Freq [MHz] | Channel | Detector | Tones | RU Index | | | Conducted Power Limit [dBm] | Conducted Power Margin [dB] |
|---|---|---|---|---|---|---|---|---|---|
| | | | | | 0 | 18 | 36 | | |
| | 5210 | 42 | AVG | 26T | 9.70 | 9.90 | 9.56 | 23.98 | -14.08 |
| | 5290 | 58 | AVG | 26T | 9.91 | 9.70 | 9.38 | 23.75 | -13.84 |
| | 5530 | 106 | AVG | 26T | 9.50 | 9.71 | 9.40 | 23.26 | -13.55 |
| | 5610 | 122 | AVG | 26T | 9.75 | 9.25 | 9.23 | 23.26 | -13.51 |
| | 5690 | 138 | AVG | 26T | 9.60 | 9.96 | 9.90 | 23.26 | -13.30 |
| | 5775 | 155 | AVG | 26T | 9.33 | 9.85 | 9.63 | 30.00 | -20.15 |

**Table 7-23. SISO ANT2 80MHz BW (UNII) Maximum Conducted Output Power (26 Tones)**




© 2020 PCTEST V 9.0 02/01/2019

All rights reserved. Unless otherwise specified, no part of this report may be reproduced or utilized in any part, form or by any means, electronic or mechanical, including photocopying and microfilm, without permission in writing from PCTEST. If you have any questions about this international copyright or have an enquiry about obtaining additional rights to this report or assembly of contents thereof, please contact INFO@PCTEST.COM.

## SISO Antenna-2 Conducted Output Power Measurements (52 Tones)

| 5GHz (20MHz Bandwidth) | Freq [MHz] | Channel | Detector | Tones | RU Index | | | Conducted Power Limit [dBm] | Conducted Power Margin [dB] |
|---|---|---|---|---|---|---|---|---|---|
| | | | | | 37 | 39 | 40 | | |
| | 5180 | 36 | AVG | 52T | 9.64 | 9.74 | 9.60 | 23.98 | -14.24 |
| | 5200 | 40 | AVG | 52T | 9.62 | 9.75 | 9.63 | 23.98 | -14.23 |
| | 5240 | 48 | AVG | 52T | 9.71 | 9.79 | 9.65 | 23.98 | -14.19 |
| | 5260 | 52 | AVG | 52T | 9.85 | 9.85 | 9.71 | 23.75 | -13.90 |
| | 5280 | 56 | AVG | 52T | 9.72 | 9.79 | 9.59 | 23.75 | -13.96 |
| | 5320 | 64 | AVG | 52T | 9.61 | 9.56 | 9.38 | 23.75 | -14.14 |
| | 5500 | 100 | AVG | 52T | 9.51 | 9.59 | 9.47 | 23.26 | -13.67 |
| | 5600 | 120 | AVG | 52T | 9.75 | 9.89 | 9.81 | 23.26 | -13.37 |
| | 5720 | 144 | AVG | 52T | 9.66 | 9.60 | 9.65 | 23.26 | -13.60 |
| | 5745 | 149 | AVG | 52T | 9.35 | 9.50 | 9.41 | 30.00 | -20.50 |
| | 5785 | 157 | AVG | 52T | 9.53 | 9.66 | 9.55 | 30.00 | -20.34 |
| | 5825 | 165 | AVG | 52T | 9.35 | 9.63 | 9.50 | 30.00 | -20.37 |

**Table 7-24. SISO ANT2 20MHz BW (UNII) Maximum Conducted Output Power (52 Tones)**

| 5GHz (40MHz Bandwidth) | Freq [MHz] | Channel | Detector | Tones | RU Index | | | Conducted Power Limit [dBm] | Conducted Power Margin [dB] |
|---|---|---|---|---|---|---|---|---|---|
| | | | | | 37 | 40 | 44 | | |
| | 5190 | 38 | AVG | 52T | 9.65 | 9.94 | 9.65 | 23.98 | -14.04 |
| | 5230 | 46 | AVG | 52T | 9.74 | 9.96 | 9.56 | 23.98 | -14.02 |
| | 5270 | 54 | AVG | 52T | 9.86 | 9.49 | 9.69 | 23.75 | -13.89 |
| | 5310 | 62 | AVG | 52T | 9.84 | 9.98 | 9.47 | 23.75 | -13.77 |
| | 5510 | 102 | AVG | 52T | 9.78 | 9.95 | 9.66 | 23.26 | -13.31 |
| | 5590 | 118 | AVG | 52T | 9.82 | 9.26 | 9.94 | 23.26 | -13.32 |
| | 5710 | 142 | AVG | 52T | 9.77 | 9.97 | 9.83 | 23.26 | -13.29 |
| | 5755 | 151 | AVG | 52T | 9.52 | 9.90 | 9.58 | 30.00 | -20.10 |
| | 5795 | 159 | AVG | 52T | 9.82 | 9.32 | 9.91 | 30.00 | -20.09 |

**Table 7-25. SISO ANT2 40MHz BW (UNII) Maximum Conducted Output Power (52 Tones)**

| 5GHz (80MHz Bandwidth) | Freq [MHz] | Channel | Detector | Tones | RU Index | | | Conducted Power Limit [dBm] | Conducted Power Margin [dB] |
|---|---|---|---|---|---|---|---|---|---|
| | | | | | 37 | 44 | 52 | | |
| | 5210 | 42 | AVG | 52T | 9.66 | 9.93 | 9.63 | 23.98 | -14.05 |
| | 5290 | 58 | AVG | 52T | 9.94 | 9.96 | 9.55 | 23.75 | -13.79 |
| | 5530 | 106 | AVG | 52T | 9.53 | 9.78 | 9.51 | 23.26 | -13.48 |
| | 5610 | 122 | AVG | 52T | 9.81 | 9.22 | 9.22 | 23.26 | -13.45 |
| | 5690 | 138 | AVG | 52T | 9.65 | 9.98 | 9.94 | 23.26 | -13.28 |
| | 5775 | 155 | AVG | 52T | 9.56 | 9.82 | 9.21 | 30.00 | -20.18 |

**Table 7-26. SISO ANT2 80MHz BW (UNII) Maximum Conducted Output Power (52 Tones)**



© 2020 PCTEST V 9.0 02/01/2019
All rights reserved. Unless otherwise specified, no part of this report may be reproduced or utilized in any part, form or by any means, electronic or mechanical, including photocopying and microfilm, without permission in writing from PCTEST. If you have any questions about this international copyright or have an enquiry about obtaining additional rights to this report or assembly of contents thereof, please contact INFO@PCTEST.COM.

## SISO Antenna-2 Conducted Output Power Measurements (106 Tones)

| 5GHz (20MHz Bandwidth) | Freq [MHz] | Channel | Detector | Tones | RU Index | | Conducted Power Limit [dBm] | Conducted Power Margin [dB] |
|---|---|---|---|---|---|---|---|---|
| | | | | | 53 | 54 | | |
| | 5180 | 36 | AVG | 106T | 9.73 | 9.80 | 23.98 | -14.18 |
| | 5200 | 40 | AVG | 106T | 9.83 | 9.79 | 23.98 | -14.15 |
| | 5240 | 48 | AVG | 106T | 9.87 | 9.86 | 23.98 | -14.11 |
| | 5260 | 52 | AVG | 106T | 9.89 | 9.69 | 23.75 | -13.86 |
| | 5280 | 56 | AVG | 106T | 9.92 | 9.80 | 23.75 | -13.83 |
| | 5320 | 64 | AVG | 106T | 9.75 | 9.63 | 23.75 | -14.00 |
| | 5500 | 100 | AVG | 106T | 9.65 | 9.65 | 23.26 | -13.61 |
| | 5600 | 120 | AVG | 106T | 9.87 | 9.97 | 23.26 | -13.29 |
| | 5720 | 144 | AVG | 106T | 9.81 | 9.78 | 23.26 | -13.45 |
| | 5745 | 149 | AVG | 106T | 9.51 | 9.53 | 30.00 | -20.47 |
| | 5785 | 157 | AVG | 106T | 9.56 | 9.73 | 30.00 | -20.27 |
| | 5825 | 165 | AVG | 106T | 9.69 | 9.74 | 30.00 | -20.26 |

**Table 7-27. SISO ANT2 20MHz BW (UNII) Maximum Conducted Output Power (106 Tones)**

| 5GHz (40MHz Bandwidth) | Freq [MHz] | Channel | Detector | Tones | RU Index | | | Conducted Power Limit [dBm] | Conducted Power Margin [dB] |
|---|---|---|---|---|---|---|---|---|---|
| | | | | | 53 | 54 | 56 | | |
| | 5190 | 38 | AVG | 106T | 9.87 | 9.98 | 9.89 | 23.98 | -14.00 |
| | 5230 | 46 | AVG | 106T | 9.89 | 9.97 | 9.79 | 23.98 | -14.01 |
| | 5270 | 54 | AVG | 106T | 9.97 | 9.61 | 9.93 | 23.75 | -13.78 |
| | 5310 | 62 | AVG | 106T | 9.91 | 9.96 | 9.78 | 23.75 | -13.79 |
| | 5510 | 102 | AVG | 106T | 9.95 | 9.98 | 9.86 | 23.26 | -13.28 |
| | 5590 | 118 | AVG | 106T | 9.96 | 9.33 | 9.97 | 23.26 | -13.29 |
| | 5710 | 142 | AVG | 106T | 9.96 | 9.26 | 9.96 | 23.26 | -13.30 |
| | 5755 | 151 | AVG | 106T | 9.70 | 9.93 | 9.77 | 30.00 | -20.07 |
| | 5795 | 159 | AVG | 106T | 9.92 | 9.41 | 9.95 | 30.00 | -20.05 |

**Table 7-28. SISO ANT2 40MHz BW (UNII) Maximum Conducted Output Power (106 Tones)**

| 5GHz (80MHz Bandwidth) | Freq [MHz] | Channel | Detector | Tones | RU Index | | | Conducted Power Limit [dBm] | Conducted Power Margin [dB] |
|---|---|---|---|---|---|---|---|---|---|
| | | | | | 53 | 56 | 60 | | |
| | 5210 | 42 | AVG | 106T | 9.84 | 9.96 | 9.65 | 23.98 | -14.02 |
| | 5290 | 58 | AVG | 106T | 9.95 | 9.98 | 9.49 | 23.75 | -13.77 |
| | 5530 | 106 | AVG | 106T | 9.63 | 9.80 | 9.50 | 23.26 | -13.46 |
| | 5610 | 122 | AVG | 106T | 9.90 | 9.23 | 9.24 | 23.26 | -13.36 |
| | 5690 | 138 | AVG | 106T | 9.75 | 9.94 | 9.94 | 23.26 | -13.32 |
| | 5775 | 155 | AVG | 106T | 9.59 | 9.85 | 9.62 | 30.00 | -20.15 |

**Table 7-29. SISO ANT2 80MHz BW (UNII) Maximum Conducted Output Power (106 Tones)**



© 2020 PCTEST V 9.0 02/01/2019
All rights reserved. Unless otherwise specified, no part of this report may be reproduced or utilized in any part, form or by any means, electronic or mechanical, including photocopying and microfilm, without permission in writing from PCTEST. If you have any questions about this international copyright or have an enquiry about obtaining additional rights to this report or assembly of contents thereof, please contact INFO@PCTEST.COM.

## SISO Antenna-2 Conducted Output Power Measurements (242 Tones)

| 5GHz (20MHz Bandwidth) | Freq [MHz] | Channel | Detector | Tones | RU Index | Conducted Power Limit [dBm] | Conducted Power Margin [dB] |
|---|---|---|---|---|---|---|---|
| | | | | | 61 | | |
| | 5180 | 36 | AVG | 242T | 9.93 | 23.98 | -14.05 |
| | 5200 | 40 | AVG | 242T | 9.96 | 23.98 | -14.02 |
| | 5240 | 48 | AVG | 242T | 9.94 | 23.98 | -14.04 |
| | 5260 | 52 | AVG | 242T | 9.98 | 23.75 | -13.77 |
| | 5280 | 56 | AVG | 242T | 9.97 | 23.75 | -13.78 |
| | 5320 | 64 | AVG | 242T | 9.88 | 23.75 | -13.87 |
| | 5500 | 100 | AVG | 242T | 9.81 | 23.26 | -13.45 |
| | 5600 | 120 | AVG | 242T | 9.96 | 23.26 | -13.30 |
| | 5720 | 144 | AVG | 242T | 9.91 | 23.26 | -13.35 |
| | 5745 | 149 | AVG | 242T | 9.70 | 30.00 | -20.30 |
| | 5785 | 157 | AVG | 242T | 9.90 | 30.00 | -20.10 |
| | 5825 | 165 | AVG | 242T | 9.88 | 30.00 | -20.12 |

**Table 7-30. SISO ANT2 20MHz BW (UNII) Maximum Conducted Output Power (242 Tones)**

| 5GHz (40MHz Bandwidth) | Freq [MHz] | Channel | Detector | Tones | RU Index | | Conducted Power Limit [dBm] | Conducted Power Margin [dB] |
|---|---|---|---|---|---|---|---|---|
| | | | | | 61 | 62 | | |
| | 5190 | 38 | AVG | 242T | 9.96 | 9.91 | 23.98 | -14.02 |
| | 5230 | 46 | AVG | 242T | 9.93 | 9.95 | 23.98 | -14.03 |
| | 5270 | 54 | AVG | 242T | 9.41 | 9.96 | 23.75 | -13.79 |
| | 5310 | 62 | AVG | 242T | 9.97 | 9.94 | 23.75 | -13.78 |
| | 5510 | 102 | AVG | 242T | 9.95 | 9.95 | 23.26 | -13.31 |
| | 5590 | 118 | AVG | 242T | 9.93 | 9.97 | 23.26 | -13.29 |
| | 5710 | 142 | AVG | 242T | 9.94 | 9.96 | 23.26 | -13.30 |
| | 5755 | 151 | AVG | 242T | 9.89 | 9.85 | 30.00 | -20.11 |
| | 5795 | 159 | AVG | 242T | 9.97 | 9.26 | 30.00 | -20.03 |

**Table 7-31. SISO ANT2 40MHz BW (UNII) Maximum Conducted Output Power (242 Tones)**

| 5GHz (80MHz Bandwidth) | Freq [MHz] | Channel | Detector | Tones | RU Index | | | Conducted Power Limit [dBm] | Conducted Power Margin [dB] |
|---|---|---|---|---|---|---|---|---|---|
| | | | | | 61 | 62 | 64 | | |
| | 5210 | 42 | AVG | 242T | 9.91 | 9.96 | 9.77 | 23.98 | -14.02 |
| | 5290 | 58 | AVG | 242T | 9.12 | 9.12 | 9.75 | 23.75 | -14.00 |
| | 5530 | 106 | AVG | 242T | 9.78 | 9.89 | 9.66 | 23.26 | -13.37 |
| | 5610 | 122 | AVG | 242T | 9.91 | 9.26 | 9.43 | 23.26 | -13.35 |
| | 5690 | 138 | AVG | 242T | 9.90 | 9.95 | 9.95 | 23.26 | -13.31 |
| | 5775 | 155 | AVG | 242T | 9.73 | 9.92 | 9.83 | 30.00 | -20.08 |

**Table 7-32. SISO ANT2 80MHz BW (UNII) Maximum Conducted Output Power (242 Tones)**



© 2020 PCTEST V 9.0 02/01/2019
All rights reserved. Unless otherwise specified, no part of this report may be reproduced or utilized in any part, form or by any means, electronic or mechanical, including photocopying and microfilm, without permission in writing from PCTEST. If you have any questions about this international copyright or have an enquiry about obtaining additional rights to this report or assembly of contents thereof, please contact INFO@PCTEST.COM.

## SISO Antenna-2 Conducted Output Power Measurements (484 Tones)

| 5GHz (40MHz Bandwidth) | Freq [MHz] | Channel | Detector | Tones | RU Index | Conducted Power Limit [dBm] | Conducted Power Margin [dB] |
|---|---|---|---|---|---|---|---|
| | | | | | 65 | | |
| | 5190 | 38 | AVG | 484T | 9.92 | 23.98 | -14.06 |
| | 5230 | 46 | AVG | 484T | 9.96 | 23.98 | -14.02 |
| | 5270 | 54 | AVG | 484T | 9.98 | 23.75 | -13.77 |
| | 5310 | 62 | AVG | 484T | 9.95 | 23.75 | -13.80 |
| | 5510 | 102 | AVG | 484T | 9.97 | 23.26 | -13.29 |
| | 5590 | 118 | AVG | 484T | 9.93 | 23.26 | -13.33 |
| | 5710 | 142 | AVG | 484T | 9.96 | 23.26 | -13.30 |
| | 5755 | 151 | AVG | 484T | 9.85 | 30.00 | -20.15 |
| | 5795 | 159 | AVG | 484T | 9.98 | 30.00 | -20.02 |

**Table 7-33. SISO ANT2 40MHz BW (UNII) Maximum Conducted Output Power (484 Tones)**

| 5GHz (80MHz Bandwidth) | Freq [MHz] | Channel | Detector | Tones | RU Index | | Conducted Power Limit [dBm] | Conducted Power Margin [dB] |
|---|---|---|---|---|---|---|---|---|
| | | | | | 65 | 66 | | |
| | 5210 | 42 | AVG | 484T | 9.93 | 9.97 | 23.98 | -14.01 |
| | 5290 | 58 | AVG | 484T | 9.15 | 9.90 | 23.75 | -13.85 |
| | 5530 | 106 | AVG | 484T | 9.86 | 9.79 | 23.26 | -13.40 |
| | 5610 | 122 | AVG | 484T | 9.98 | 9.48 | 23.26 | -13.28 |
| | 5690 | 138 | AVG | 484T | 9.96 | 9.98 | 23.26 | -13.28 |
| | 5775 | 155 | AVG | 484T | 9.83 | 9.96 | 30.00 | -20.04 |

**Table 7-34. SISO ANT2 80MHz BW (UNII) Maximum Conducted Output Power (484 Tones)**



© 2020 PCTEST V 9.0 02/01/2019

All rights reserved. Unless otherwise specified, no part of this report may be reproduced or utilized in any part, form or by any means, electronic or mechanical, including photocopying and microfilm, without permission in writing from PCTEST. If you have any questions about this international copyright or have an enquiry about obtaining additional rights to this report or assembly of contents thereof, please contact INFO@PCTEST.COM.

## SISO Antenna-2 Conducted Output Power Measurements (996 Tones)

| | Freq [MHz] | Channel | Detector | Tones | RU Index | Conducted Power Limit [dBm] | Conducted Power Margin [dB] |
|---|---|---|---|---|---|---|---|
| | | | | | 67 | | |
| 5GHz (80MHz Bandwidth) | 5210 | 42 | AVG | 996T | 9.81 | 23.98 | -14.17 |
| | 5290 | 58 | AVG | 996T | 9.80 | 23.75 | -13.95 |
| | 5530 | 106 | AVG | 996T | 9.65 | 23.26 | -13.61 |
| | 5610 | 122 | AVG | 996T | 9.98 | 23.26 | -13.28 |
| | 5690 | 138 | AVG | 996T | 9.96 | 23.26 | -13.30 |
| | 5775 | 155 | AVG | 996T | 9.83 | 30.00 | -20.17 |

**Table 7-35. SISO ANT2 80MHz BW (UNII) Maximum Conducted Output Power (996 Tones)**




© 2020 PCTEST V 9.0 02/01/2019

All rights reserved. Unless otherwise specified, no part of this report may be reproduced or utilized in any part, form or by any means, electronic or mechanical, including photocopying and microfilm, without permission in writing from PCTEST. If you have any questions about this international copyright or have an enquiry about obtaining additional rights to this report or assembly of contents thereof, please contact INFO@PCTEST.COM.

# MIMO Maximum Conducted Output Power Measurements (26 Tones)

| 5GHz (20MHz Bandwidth) | Freq [MHz] | Channel | Detector | Tones | RU Index | | | | | | | | | Conducted Power Limit [dBm] | Conducted Power Margin [dB] |
|---|---|---|---|---|---|---|---|---|---|---|---|---|---|---|---|
| | | | | | 0 | | | 4 | | | 8 | | | | |
| | | | | | ANT1 | ANT2 | MIMO | ANT1 | ANT2 | MIMO | ANT1 | ANT2 | MIMO | | |
| | 5180 | 36 | AVG | 26T | 9.03 | 9.25 | 12.15 | 9.16 | 9.59 | 12.39 | 9.21 | 9.45 | 12.34 | 23.98 | -11.59 |
| | 5200 | 40 | AVG | 26T | 9.02 | 9.66 | 12.36 | 9.07 | 9.70 | 12.41 | 9.06 | 9.62 | 12.36 | 23.98 | -11.57 |
| | 5240 | 48 | AVG | 26T | 9.06 | 9.68 | 12.39 | 9.06 | 9.75 | 12.43 | 9.06 | 9.63 | 12.36 | 23.98 | -11.55 |
| | 5260 | 52 | AVG | 26T | 9.03 | 9.77 | 12.43 | 9.04 | 9.76 | 12.43 | 9.04 | 9.62 | 12.35 | 23.13 | -10.70 |
| | 5280 | 56 | AVG | 26T | 9.03 | 9.71 | 12.39 | 9.02 | 9.72 | 12.39 | 9.03 | 9.62 | 12.35 | 23.13 | -10.74 |
| | 5320 | 64 | AVG | 26T | 9.06 | 9.59 | 12.34 | 9.06 | 9.20 | 12.14 | 9.01 | 9.49 | 12.27 | 23.13 | -10.79 |
| | 5500 | 100 | AVG | 26T | 9.07 | 9.31 | 12.20 | 9.11 | 9.25 | 12.19 | 9.05 | 9.35 | 12.21 | 23.26 | -11.05 |
| | 5600 | 120 | AVG | 26T | 9.17 | 9.66 | 12.43 | 9.05 | 9.84 | 12.47 | 9.09 | 9.82 | 12.48 | 23.26 | -10.78 |
| | 5720 | 144 | AVG | 26T | 9.12 | 9.50 | 12.32 | 9.10 | 9.72 | 12.43 | 9.18 | 9.62 | 12.42 | 23.26 | -10.83 |
| | 5745 | 149 | AVG | 26T | 9.09 | 9.28 | 12.20 | 9.06 | 9.43 | 12.26 | 9.02 | 9.37 | 12.21 | 30.00 | -17.74 |
| | 5785 | 157 | AVG | 26T | 9.59 | 9.52 | 12.57 | 9.59 | 9.59 | 12.60 | 9.55 | 9.58 | 12.58 | 30.00 | -17.40 |
| | 5825 | 165 | AVG | 26T | 9.12 | 9.38 | 12.26 | 9.45 | 9.45 | 12.46 | 9.44 | 9.56 | 12.51 | 30.00 | -17.49 |

**Table 7-36. MIMO 20MHz BW (UNII) Maximum Conducted Output Power (26 Tones)**

| 5GHz (40MHz Bandwidth) | Freq [MHz] | Channel | Detector | Tones | RU Index | | | | | | | | | Conducted Power Limit [dBm] | Conducted Power Margin [dB] |
|---|---|---|---|---|---|---|---|---|---|---|---|---|---|---|---|
| | | | | | 0 | | | 8 | | | 17 | | | | |
| | | | | | ANT1 | ANT2 | MIMO | ANT1 | ANT2 | MIMO | ANT1 | ANT2 | MIMO | | |
| | 5190 | 38 | AVG | 26T | 9.05 | 9.63 | 12.36 | 9.53 | 9.95 | 12.76 | 9.03 | 9.57 | 12.32 | 23.98 | -11.22 |
| | 5230 | 46 | AVG | 26T | 9.03 | 9.66 | 12.37 | 9.46 | 9.97 | 12.73 | 9.02 | 9.49 | 12.27 | 23.98 | -11.25 |
| | 5270 | 54 | AVG | 26T | 9.02 | 9.85 | 12.47 | 9.45 | 9.47 | 12.47 | 9.04 | 9.65 | 12.37 | 23.13 | -10.66 |
| | 5310 | 62 | AVG | 26T | 9.02 | 9.75 | 12.41 | 9.58 | 9.96 | 12.78 | 9.03 | 9.40 | 12.23 | 23.13 | -10.35 |
| | 5510 | 102 | AVG | 26T | 9.25 | 9.63 | 12.45 | 9.79 | 9.92 | 12.87 | 9.18 | 9.59 | 12.40 | 23.26 | -10.39 |
| | 5590 | 118 | AVG | 26T | 9.09 | 9.69 | 12.41 | 9.63 | 9.24 | 12.45 | 9.15 | 9.89 | 12.55 | 23.26 | -10.71 |
| | 5710 | 142 | AVG | 26T | 9.26 | 9.70 | 12.50 | 9.54 | 9.96 | 12.77 | 9.16 | 9.51 | 12.35 | 23.26 | -10.49 |
| | 5755 | 151 | AVG | 26T | 9.36 | 9.48 | 12.43 | 9.48 | 9.93 | 12.72 | 9.29 | 9.51 | 12.41 | 30.00 | -17.28 |
| | 5795 | 159 | AVG | 26T | 9.71 | 9.24 | 12.49 | 9.97 | 9.32 | 12.67 | 9.12 | 9.87 | 12.52 | 30.00 | -17.33 |

**Table 7-37. MIMO 40MHz BW (UNII) Maximum Conducted Output Power (26 Tones)**

| 5GHz (80MHz Bandwidth) | Freq [MHz] | Channel | Detector | Tones | RU Index | | | | | | | | | Conducted Power Limit [dBm] | Conducted Power Margin [dB] |
|---|---|---|---|---|---|---|---|---|---|---|---|---|---|---|---|
| | | | | | 0 | | | 18 | | | 36 | | | | |
| | | | | | ANT1 | ANT2 | MIMO | ANT1 | ANT2 | MIMO | ANT1 | ANT2 | MIMO | | |
| | 5210 | 42 | AVG | 26T | 9.08 | 9.70 | 12.41 | 9.35 | 9.90 | 12.64 | 9.03 | 9.56 | 12.31 | 23.98 | -11.34 |
| | 5290 | 58 | AVG | 26T | 9.07 | 9.91 | 12.52 | 9.39 | 9.70 | 12.56 | 9.06 | 9.38 | 12.23 | 23.13 | -10.57 |
| | 5530 | 106 | AVG | 26T | 9.23 | 9.50 | 12.38 | 9.59 | 9.71 | 12.66 | 9.09 | 9.40 | 12.26 | 23.26 | -10.60 |
| | 5610 | 122 | AVG | 26T | 9.03 | 9.75 | 12.42 | 9.34 | 9.25 | 12.31 | 9.06 | 9.23 | 12.16 | 23.26 | -10.84 |
| | 5690 | 138 | AVG | 26T | 9.37 | 9.60 | 12.50 | 9.62 | 9.96 | 12.80 | 9.18 | 9.90 | 12.57 | 23.26 | -10.46 |
| | 5775 | 155 | AVG | 26T | 9.61 | 9.33 | 12.48 | 9.90 | 9.85 | 12.89 | 9.32 | 9.63 | 12.49 | 30.00 | -17.11 |

**Table 7-38. MIMO 80MHz BW (UNII) Maximum Conducted Output Power (26 Tones)**




© 2020 PCTEST V 9.0 02/01/2019

All rights reserved. Unless otherwise specified, no part of this report may be reproduced or utilized in any part, form or by any means, electronic or mechanical, including photocopying and microfilm, without permission in writing from PCTEST. If you have any questions about this international copyright or have an enquiry about obtaining additional rights to this report or assembly of contents thereof, please contact INFO@PCTEST.COM.

# MIMO Conducted Output Power Measurements (52 Tones)

| 5GHz (20MHz Bandwidth) | Freq [MHz] | Channel | Detector | Tones | RU Index | | | | | | | | | Conducted Power Limit [dBm] | Conducted Power Margin [dB] |
|---|---|---|---|---|---|---|---|---|---|---|---|---|---|---|---|
| | | | | | 37 | | | 39 | | | 40 | | | | |
| | | | | | ANT1 | ANT2 | MIMO | ANT1 | ANT2 | MIMO | ANT1 | ANT2 | MIMO | | |
| | 5180 | 36 | AVG | 52T | 9.31 | 9.64 | 12.49 | 9.35 | 9.74 | 12.56 | 9.29 | 9.60 | 12.46 | 23.98 | -11.42 |
| | 5200 | 40 | AVG | 52T | 9.12 | 9.62 | 12.39 | 9.27 | 9.75 | 12.53 | 9.11 | 9.63 | 12.39 | 23.98 | -11.45 |
| | 5240 | 48 | AVG | 52T | 9.09 | 9.71 | 12.42 | 9.15 | 9.79 | 12.49 | 9.04 | 9.65 | 12.37 | 23.98 | -11.49 |
| | 5260 | 52 | AVG | 52T | 9.08 | 9.85 | 12.49 | 9.14 | 9.85 | 12.52 | 9.01 | 9.71 | 12.38 | 23.13 | -10.61 |
| | 5280 | 56 | AVG | 52T | 9.05 | 9.72 | 12.41 | 9.05 | 9.79 | 12.45 | 9.03 | 9.59 | 12.33 | 23.13 | -10.68 |
| | 5320 | 64 | AVG | 52T | 9.03 | 9.61 | 12.34 | 9.13 | 9.56 | 12.36 | 9.04 | 9.38 | 12.22 | 23.13 | -10.77 |
| | 5500 | 100 | AVG | 52T | 9.13 | 9.51 | 12.33 | 9.17 | 9.59 | 12.40 | 9.15 | 9.47 | 12.32 | 23.26 | -10.86 |
| | 5600 | 120 | AVG | 52T | 9.15 | 9.75 | 12.47 | 9.27 | 9.89 | 12.60 | 9.17 | 9.81 | 12.51 | 23.26 | -10.66 |
| | 5720 | 144 | AVG | 52T | 9.29 | 9.66 | 12.49 | 9.28 | 9.60 | 12.45 | 9.18 | 9.65 | 12.43 | 23.26 | -10.77 |
| | 5745 | 149 | AVG | 52T | 9.11 | 9.35 | 12.24 | 9.23 | 9.50 | 12.38 | 9.11 | 9.41 | 12.27 | 30.00 | -17.62 |
| | 5785 | 157 | AVG | 52T | 9.63 | 9.53 | 12.59 | 9.74 | 9.66 | 12.71 | 9.54 | 9.55 | 12.56 | 30.00 | -17.29 |
| | 5825 | 165 | AVG | 52T | 9.58 | 9.35 | 12.48 | 9.65 | 9.63 | 12.65 | 9.49 | 9.50 | 12.51 | 30.00 | -17.35 |

**Table 7-39. MIMO 20MHz BW (UNII) Maximum Conducted Output Power (52 Tones)**

| 5GHz (40MHz Bandwidth) | Freq [MHz] | Channel | Detector | Tones | RU Index | | | | | | | | | Conducted Power Limit [dBm] | Conducted Power Margin [dB] |
|---|---|---|---|---|---|---|---|---|---|---|---|---|---|---|---|
| | | | | | 37 | | | 40 | | | 44 | | | | |
| | | | | | ANT1 | ANT2 | MIMO | ANT1 | ANT2 | MIMO | ANT1 | ANT2 | MIMO | | |
| | 5190 | 38 | AVG | 52T | 9.17 | 9.65 | 12.43 | 9.54 | 9.94 | 12.75 | 9.07 | 9.65 | 12.38 | 23.98 | -11.22 |
| | 5230 | 46 | AVG | 52T | 9.14 | 9.74 | 12.46 | 9.52 | 9.96 | 12.76 | 9.05 | 9.56 | 12.32 | 23.98 | -11.22 |
| | 5270 | 54 | AVG | 52T | 9.07 | 9.86 | 12.49 | 9.43 | 9.49 | 12.47 | 9.01 | 9.69 | 12.37 | 23.13 | -10.64 |
| | 5310 | 62 | AVG | 52T | 9.13 | 9.84 | 12.51 | 9.54 | 9.98 | 12.78 | 9.02 | 9.47 | 12.26 | 23.13 | -10.35 |
| | 5510 | 102 | AVG | 52T | 9.37 | 9.78 | 12.59 | 9.71 | 9.95 | 12.84 | 9.33 | 9.66 | 12.51 | 23.26 | -10.42 |
| | 5590 | 118 | AVG | 52T | 9.16 | 9.82 | 12.51 | 9.63 | 9.26 | 12.46 | 9.20 | 9.94 | 12.60 | 23.26 | -10.66 |
| | 5710 | 142 | AVG | 52T | 9.31 | 9.77 | 12.56 | 9.75 | 9.97 | 12.87 | 9.23 | 9.83 | 12.55 | 23.26 | -10.39 |
| | 5755 | 151 | AVG | 52T | 9.52 | 9.52 | 12.53 | 9.86 | 9.90 | 12.89 | 9.34 | 9.58 | 12.47 | 30.00 | -17.11 |
| | 5795 | 159 | AVG | 52T | 9.77 | 9.82 | 12.81 | 9.97 | 9.32 | 12.67 | 9.67 | 9.91 | 12.80 | 30.00 | -17.19 |

**Table 7-40. MIMO 40MHz BW (UNII) Maximum Conducted Output Power (52 Tones)**

| 5GHz (80MHz Bandwidth) | Freq [MHz] | Channel | Detector | Tones | RU Index | | | | | | | | | Conducted Power Limit [dBm] | Conducted Power Margin [dB] |
|---|---|---|---|---|---|---|---|---|---|---|---|---|---|---|---|
| | | | | | 37 | | | 44 | | | 52 | | | | |
| | | | | | ANT1 | ANT2 | MIMO | ANT1 | ANT2 | MIMO | ANT1 | ANT2 | MIMO | | |
| | 5210 | 42 | AVG | 52T | 9.03 | 9.66 | 12.37 | 9.25 | 9.93 | 12.61 | 9.53 | 9.63 | 12.59 | 23.98 | -11.37 |
| | 5290 | 58 | AVG | 52T | 9.09 | 9.94 | 12.55 | 9.34 | 9.96 | 12.67 | 9.03 | 9.55 | 12.31 | 23.13 | -10.46 |
| | 5530 | 106 | AVG | 52T | 9.18 | 9.53 | 12.37 | 9.53 | 9.78 | 12.67 | 9.35 | 9.51 | 12.44 | 23.26 | -10.59 |
| | 5610 | 122 | AVG | 52T | 9.05 | 9.81 | 12.46 | 9.39 | 9.22 | 12.32 | 9.17 | 9.22 | 12.21 | 23.26 | -10.80 |
| | 5690 | 138 | AVG | 52T | 9.35 | 9.65 | 12.51 | 9.68 | 9.98 | 12.84 | 9.24 | 9.94 | 12.61 | 23.26 | -10.42 |
| | 5775 | 155 | AVG | 52T | 9.68 | 9.56 | 12.63 | 9.50 | 9.82 | 12.67 | 9.55 | 9.21 | 12.39 | 30.00 | -17.33 |

**Table 7-41. MIMO 80MHz BW (UNII) Maximum Conducted Output Power (52 Tones)**




© 2020 PCTEST V 9.0 02/01/2019

All rights reserved. Unless otherwise specified, no part of this report may be reproduced or utilized in any part, form or by any means, electronic or mechanical, including photocopying and microfilm, without permission in writing from PCTEST. If you have any questions about this international copyright or have an enquiry about obtaining additional rights to this report or assembly of contents thereof, please contact INFO@PCTEST.COM.

# MIMO Conducted Output Power Measurements (106 Tones)

| 5GHz (20MHz Bandwidth) | Freq [MHz] | Channel | Detector | Tones | RU Index | | | | | | Conducted Power Limit [dBm] | Conducted Power Margin [dB] |
|---|---|---|---|---|---|---|---|---|---|---|---|---|
| | | | | | 53 | | | 54 | | | | |
| | | | | | ANT1 | ANT2 | MIMO | ANT1 | ANT2 | MIMO | | |
| | 5180 | 36 | AVG | 106T | 9.40 | 9.73 | 12.58 | 9.42 | 9.80 | 12.62 | 23.98 | -11.35 |
| | 5200 | 40 | AVG | 106T | 9.18 | 9.83 | 12.53 | 9.25 | 9.79 | 12.54 | 23.98 | -11.44 |
| | 5240 | 48 | AVG | 106T | 9.19 | 9.87 | 12.55 | 9.23 | 9.86 | 12.57 | 23.98 | -11.41 |
| | 5260 | 52 | AVG | 106T | 9.22 | 9.89 | 12.58 | 9.14 | 9.69 | 12.43 | 23.13 | -10.55 |
| | 5280 | 56 | AVG | 106T | 9.16 | 9.92 | 12.57 | 9.14 | 9.80 | 12.49 | 23.13 | -10.56 |
| | 5320 | 64 | AVG | 106T | 9.15 | 9.75 | 12.47 | 9.17 | 9.63 | 12.42 | 23.13 | -10.66 |
| | 5500 | 100 | AVG | 106T | 9.25 | 9.65 | 12.46 | 9.33 | 9.65 | 12.50 | 23.26 | -10.76 |
| | 5600 | 120 | AVG | 106T | 9.29 | 9.87 | 12.60 | 9.25 | 9.97 | 12.64 | 23.26 | -10.62 |
| | 5720 | 144 | AVG | 106T | 9.38 | 9.81 | 12.61 | 9.34 | 9.78 | 12.58 | 23.26 | -10.65 |
| | 5745 | 149 | AVG | 106T | 9.30 | 9.51 | 12.42 | 9.30 | 9.53 | 12.43 | 30.00 | -17.57 |
| | 5785 | 157 | AVG | 106T | 9.75 | 9.56 | 12.67 | 9.75 | 9.73 | 12.75 | 30.00 | -17.25 |
| | 5825 | 165 | AVG | 106T | 9.66 | 9.69 | 12.69 | 9.65 | 9.74 | 12.71 | 30.00 | -17.29 |

**Table 7-42. MIMO 20MHz BW (UNII) Maximum Conducted Output Power (106 Tones)**

| 5GHz (40MHz Bandwidth) | Freq [MHz] | Channel | Detector | Tones | RU Index | | | | | | | | | Conducted Power Limit [dBm] | Conducted Power Margin [dB] |
|---|---|---|---|---|---|---|---|---|---|---|---|---|---|---|---|
| | | | | | 53 | | | 54 | | | 56 | | | | |
| | | | | | ANT1 | ANT2 | MIMO | ANT1 | ANT2 | MIMO | ANT1 | ANT2 | MIMO | | |
| | 5190 | 38 | AVG | 106T | 9.38 | 9.87 | 12.64 | 9.61 | 9.98 | 12.81 | 9.23 | 9.89 | 12.58 | 23.98 | -11.17 |
| | 5230 | 46 | AVG | 106T | 9.31 | 9.89 | 12.62 | 9.57 | 9.97 | 12.78 | 9.24 | 9.79 | 12.53 | 23.98 | -11.19 |
| | 5270 | 54 | AVG | 106T | 9.22 | 9.97 | 12.62 | 9.51 | 9.61 | 12.57 | 9.15 | 9.93 | 12.57 | 23.13 | -10.51 |
| | 5310 | 62 | AVG | 106T | 9.35 | 9.91 | 12.65 | 9.54 | 9.96 | 12.77 | 9.25 | 9.78 | 12.53 | 23.13 | -10.36 |
| | 5510 | 102 | AVG | 106T | 9.59 | 9.95 | 12.78 | 9.87 | 9.98 | 12.94 | 9.51 | 9.86 | 12.70 | 23.26 | -10.32 |
| | 5590 | 118 | AVG | 106T | 9.40 | 9.96 | 12.70 | 9.70 | 9.33 | 12.53 | 9.45 | 9.97 | 12.73 | 23.26 | -10.53 |
| | 5710 | 142 | AVG | 106T | 9.55 | 9.96 | 12.77 | 9.80 | 9.26 | 12.55 | 9.50 | 9.96 | 12.75 | 23.26 | -10.49 |
| | 5755 | 151 | AVG | 106T | 9.74 | 9.70 | 12.73 | 9.95 | 9.93 | 12.95 | 9.67 | 9.77 | 12.73 | 30.00 | -17.05 |
| | 5795 | 159 | AVG | 106T | 9.94 | 9.92 | 12.94 | 9.99 | 9.41 | 12.72 | 9.90 | 9.95 | 12.94 | 30.00 | -17.06 |

**Table 7-43. MIMO 40MHz BW (UNII) Maximum Conducted Output Power (106 Tones)**

| 5GHz (80MHz Bandwidth) | Freq [MHz] | Channel | Detector | Tones | RU Index | | | | | | | | | Conducted Power Limit [dBm] | Conducted Power Margin [dB] |
|---|---|---|---|---|---|---|---|---|---|---|---|---|---|---|---|
| | | | | | 53 | | | 56 | | | 60 | | | | |
| | | | | | ANT1 | ANT2 | MIMO | ANT1 | ANT2 | MIMO | ANT1 | ANT2 | MIMO | | |
| | 5210 | 42 | AVG | 106T | 9.16 | 9.84 | 12.52 | 9.46 | 9.96 | 12.73 | 9.03 | 9.65 | 12.36 | 23.98 | -11.25 |
| | 5290 | 58 | AVG | 106T | 9.17 | 9.95 | 12.59 | 9.44 | 9.98 | 12.73 | 9.06 | 9.49 | 12.29 | 23.13 | -10.40 |
| | 5530 | 106 | AVG | 106T | 9.27 | 9.63 | 12.46 | 9.60 | 9.80 | 12.71 | 9.35 | 9.50 | 12.44 | 23.26 | -10.55 |
| | 5610 | 122 | AVG | 106T | 9.14 | 9.90 | 12.55 | 9.48 | 9.23 | 12.37 | 9.21 | 9.24 | 12.24 | 23.26 | -10.71 |
| | 5690 | 138 | AVG | 106T | 9.40 | 9.75 | 12.59 | 9.75 | 9.94 | 12.86 | 9.24 | 9.94 | 12.61 | 23.26 | -10.40 |
| | 5775 | 155 | AVG | 106T | 9.79 | 9.59 | 12.70 | 9.95 | 9.85 | 12.91 | 9.57 | 9.62 | 12.61 | 30.00 | -17.09 |

**Table 7-44. MIMO 80MHz BW (UNII) Maximum Conducted Output Power (106 Tones)**




© 2020 PCTEST V 9.0 02/01/2019

All rights reserved. Unless otherwise specified, no part of this report may be reproduced or utilized in any part, form or by any means, electronic or mechanical, including photocopying and microfilm, without permission in writing from PCTEST. If you have any questions about this international copyright or have an enquiry about obtaining additional rights to this report or assembly of contents thereof, please contact INFO@PCTEST.COM.

## MIMO Conducted Output Power Measurements (242 Tones)

| 5GHz (20MHz Bandwidth) | Freq [MHz] | Channel | Detector | Tones | RU Index 61 ANT1 | RU Index 61 ANT2 | RU Index 61 MIMO | Conducted Power Limit [dBm] | Conducted Power Margin [dB] |
|---|---|---|---|---|---|---|---|---|---|
| | 5180 | 36 | AVG | 242T | 9.54 | 9.93 | 12.75 | 23.98 | -11.23 |
| | 5200 | 40 | AVG | 242T | 9.31 | 9.96 | 12.66 | 23.98 | -11.32 |
| | 5240 | 48 | AVG | 242T | 9.41 | 9.94 | 12.69 | 23.98 | -11.29 |
| | 5260 | 52 | AVG | 242T | 9.35 | 9.98 | 12.69 | 23.13 | -10.44 |
| | 5280 | 56 | AVG | 242T | 9.30 | 9.97 | 12.66 | 23.13 | -10.47 |
| | 5320 | 64 | AVG | 242T | 9.36 | 9.88 | 12.64 | 23.13 | -10.49 |
| | 5500 | 100 | AVG | 242T | 9.45 | 9.81 | 12.64 | 23.26 | -10.62 |
| | 5600 | 120 | AVG | 242T | 9.47 | 9.96 | 12.73 | 23.26 | -10.53 |
| | 5720 | 144 | AVG | 242T | 9.54 | 9.91 | 12.74 | 23.26 | -10.52 |
| | 5745 | 149 | AVG | 242T | 9.45 | 9.70 | 12.59 | 30.00 | -17.41 |
| | 5785 | 157 | AVG | 242T | 9.92 | 9.90 | 12.92 | 30.00 | -17.08 |
| | 5825 | 165 | AVG | 242T | 9.83 | 9.88 | 12.87 | 30.00 | -17.13 |

**Table 7-45. MIMO 20MHz BW (UNII) Maximum Conducted Output Power (242 Tones)**

| 5GHz (40MHz Bandwidth) | Freq [MHz] | Channel | Detector | Tones | RU Index 61 ANT1 | RU Index 61 ANT2 | RU Index 61 MIMO | RU Index 62 ANT1 | RU Index 62 ANT2 | RU Index 62 MIMO | Conducted Power Limit [dBm] | Conducted Power Margin [dB] |
|---|---|---|---|---|---|---|---|---|---|---|---|---|
| | 5190 | 38 | AVG | 242T | 9.55 | 9.96 | 12.77 | 9.51 | 9.91 | 12.72 | 23.98 | -11.21 |
| | 5230 | 46 | AVG | 242T | 9.46 | 9.93 | 12.71 | 9.46 | 9.95 | 12.72 | 23.98 | -11.26 |
| | 5270 | 54 | AVG | 242T | 9.41 | 9.41 | 12.42 | 9.41 | 9.96 | 12.70 | 23.13 | -10.43 |
| | 5310 | 62 | AVG | 242T | 9.49 | 9.97 | 12.75 | 9.46 | 9.94 | 12.72 | 23.13 | -10.38 |
| | 5510 | 102 | AVG | 242T | 9.69 | 9.95 | 12.83 | 9.67 | 9.95 | 12.82 | 23.26 | -10.43 |
| | 5590 | 118 | AVG | 242T | 9.59 | 9.93 | 12.77 | 9.55 | 9.97 | 12.78 | 23.26 | -10.48 |
| | 5710 | 142 | AVG | 242T | 9.74 | 9.94 | 12.85 | 9.66 | 9.96 | 12.82 | 23.26 | -10.41 |
| | 5755 | 151 | AVG | 242T | 9.83 | 9.89 | 12.87 | 9.78 | 9.85 | 12.83 | 30.00 | -17.13 |
| | 5795 | 159 | AVG | 242T | 9.98 | 9.97 | 12.99 | 9.94 | 9.26 | 12.62 | 30.00 | -17.01 |

**Table 7-46. MIMO 40MHz BW (UNII) Maximum Conducted Output Power (242 Tones)**

| 5GHz (80MHz Bandwidth) | Freq [MHz] | Channel | Detector | Tones | RU Index 61 ANT1 | RU Index 61 ANT2 | RU Index 61 MIMO | RU Index 62 ANT1 | RU Index 62 ANT2 | RU Index 62 MIMO | RU Index 64 ANT1 | RU Index 64 ANT2 | RU Index 64 MIMO | Conducted Power Limit [dBm] | Conducted Power Margin [dB] |
|---|---|---|---|---|---|---|---|---|---|---|---|---|---|---|---|
| | 5210 | 42 | AVG | 242T | 9.33 | 9.91 | 12.64 | 9.48 | 9.96 | 12.74 | 9.24 | 9.77 | 12.52 | 23.98 | -11.24 |
| | 5290 | 58 | AVG | 242T | 9.46 | 9.12 | 12.30 | 9.57 | 9.12 | 12.36 | 9.22 | 9.75 | 12.50 | 23.13 | -10.63 |
| | 5530 | 106 | AVG | 242T | 9.48 | 9.78 | 12.64 | 9.65 | 9.89 | 12.78 | 9.49 | 9.66 | 12.59 | 23.26 | -10.48 |
| | 5610 | 122 | AVG | 242T | 9.39 | 9.91 | 12.67 | 9.55 | 9.26 | 12.42 | 9.23 | 9.43 | 12.34 | 23.26 | -10.59 |
| | 5690 | 138 | AVG | 242T | 9.58 | 9.90 | 12.75 | 9.80 | 9.95 | 12.89 | 9.39 | 9.95 | 12.69 | 23.26 | -10.37 |
| | 5775 | 155 | AVG | 242T | 9.92 | 9.73 | 12.84 | 9.97 | 9.92 | 12.96 | 9.78 | 9.83 | 12.82 | 30.00 | -17.04 |

**Table 7-47. MIMO 80MHz BW (UNII) Maximum Conducted Output Power (242 Tones)**



© 2020 PCTEST V 9.0 02/01/2019
All rights reserved. Unless otherwise specified, no part of this report may be reproduced or utilized in any part, form or by any means, electronic or mechanical, including photocopying and microfilm, without permission in writing from PCTEST. If you have any questions about this international copyright or have an enquiry about obtaining additional rights to this report or assembly of contents thereof, please contact INFO@PCTEST.COM.

## MIMO Conducted Output Power Measurements (484 Tones)

| 5GHz (40MHz Bandwidth) | Freq [MHz] | Channel | Detector | Tones | RU Index 65 ANT1 | RU Index 65 ANT2 | RU Index 65 MIMO | Conducted Power Limit [dBm] | Conducted Power Margin [dB] |
|---|---|---|---|---|---|---|---|---|---|
| | 5190 | 38 | AVG | 484T | 9.49 | 9.92 | 12.72 | 23.98 | -11.26 |
| | 5230 | 46 | AVG | 484T | 9.41 | 9.96 | 12.70 | 23.98 | -11.28 |
| | 5270 | 54 | AVG | 484T | 9.45 | 9.98 | 12.73 | 23.13 | -10.40 |
| | 5310 | 62 | AVG | 484T | 9.48 | 9.95 | 12.73 | 23.13 | -10.40 |
| | 5510 | 102 | AVG | 484T | 9.75 | 9.97 | 12.87 | 23.26 | -10.39 |
| | 5590 | 118 | AVG | 484T | 9.67 | 9.93 | 12.81 | 23.26 | -10.45 |
| | 5710 | 142 | AVG | 484T | 9.75 | 9.96 | 12.87 | 23.26 | -10.39 |
| | 5755 | 151 | AVG | 484T | 9.90 | 9.85 | 12.89 | 30.00 | -17.11 |
| | 5795 | 159 | AVG | 484T | 9.97 | 9.98 | 12.99 | 30.00 | -17.01 |

**Table 7-48. MIMO 40MHz BW (UNII) Maximum Conducted Output Power (484 Tones)**

| 5GHz (80MHz Bandwidth) | Freq [MHz] | Channel | Detector | Tones | RU Index 65 ANT1 | RU Index 65 ANT2 | RU Index 65 MIMO | RU Index 66 ANT1 | RU Index 66 ANT2 | RU Index 66 MIMO | Conducted Power Limit [dBm] | Conducted Power Margin [dB] |
|---|---|---|---|---|---|---|---|---|---|---|---|---|
| | 5210 | 42 | AVG | 484T | 9.47 | 9.93 | 12.72 | 9.40 | 9.97 | 12.70 | 23.98 | -11.26 |
| | 5290 | 58 | AVG | 484T | 9.53 | 9.15 | 12.35 | 9.44 | 9.90 | 12.69 | 23.13 | -10.44 |
| | 5530 | 106 | AVG | 484T | 9.65 | 9.86 | 12.77 | 9.59 | 9.79 | 12.70 | 23.26 | -10.49 |
| | 5610 | 122 | AVG | 484T | 9.49 | 9.98 | 12.75 | 9.41 | 9.48 | 12.46 | 23.26 | -10.51 |
| | 5690 | 138 | AVG | 484T | 9.75 | 9.96 | 12.87 | 9.55 | 9.98 | 12.78 | 23.26 | -10.39 |
| | 5775 | 155 | AVG | 484T | 9.98 | 9.83 | 12.92 | 9.92 | 9.96 | 12.95 | 30.00 | -17.05 |

**Table 7-49. MIMO 80MHz BW (UNII) Maximum Conducted Output Power (484 Tones)**




© 2020 PCTEST V 9.0 02/01/2019

All rights reserved. Unless otherwise specified, no part of this report may be reproduced or utilized in any part, form or by any means, electronic or mechanical, including photocopying and microfilm, without permission in writing from PCTEST. If you have any questions about this international copyright or have an enquiry about obtaining additional rights to this report or assembly of contents thereof, please contact INFO@PCTEST.COM.

## MIMO Conducted Output Power Measurements (996 Tones)

| 5GHz (80MHz Bandwidth) | Freq [MHz] | Channel | Detector | Tones | RU Index 67 | | | Conducted Power Limit [dBm] | Conducted Power Margin [dB] |
|---|---|---|---|---|---|---|---|---|---|
| | | | | | ANT1 | ANT2 | MIMO | | |
| | 5210 | 42 | AVG | 996T | 9.31 | 9.81 | 12.58 | 23.98 | -11.40 |
| | 5290 | 58 | AVG | 996T | 9.31 | 9.80 | 12.57 | 23.13 | -10.56 |
| | 5530 | 106 | AVG | 996T | 9.49 | 9.65 | 12.58 | 23.26 | -10.68 |
| | 5610 | 122 | AVG | 996T | 9.33 | 9.98 | 12.68 | 23.26 | -10.58 |
| | 5690 | 138 | AVG | 996T | 9.63 | 9.96 | 12.81 | 23.26 | -10.45 |
| | 5775 | 155 | AVG | 996T | 9.85 | 9.83 | 12.85 | 30.00 | -17.15 |

**Table 7-50. MIMO 80MHz BW (UNII) Maximum Conducted Output Power (996 Tones)**




© 2020 PCTEST V 9.0 02/01/2019

All rights reserved. Unless otherwise specified, no part of this report may be reproduced or utilized in any part, form or by any means, electronic or mechanical, including photocopying and microfilm, without permission in writing from PCTEST. If you have any questions about this international copyright or have an enquiry about obtaining additional rights to this report or assembly of contents thereof, please contact INFO@PCTEST.COM.

**Note:**

Per ANSI C63.10-2013 and KDB 662911 v02r01 Section E)1), the conducted powers at Antenna 1 and Antenna 2 were first measured separately during MIMO transmission as shown in the section above. The measured values were then summed in linear power units then converted back to dBm.

**Sample MIMO Calculation:**

At 5180MHz in 802.11n (20MHz BW) mode, the average conducted output power was measured to be 16.44 dBm for Antenna-1 and 16.84 dBm for Antenna-2.

Antenna 1 + Antenna 2 = MIMO

(16.44 dBm + 16.84 dBm) = (44.06 mW + 48.31 mW) = 92.36 mW = 19.65 dBm




© 2020 PCTEST V 9.0 02/01/2019

All rights reserved. Unless otherwise specified, no part of this report may be reproduced or utilized in any part, form or by any means, electronic or mechanical, including photocopying and microfilm, without permission in writing from PCTEST. If you have any questions about this international copyright or have an enquiry about obtaining additional rights to this report or assembly of contents thereof, please contact INFO@PCTEST.COM.

## 7.5 Maximum Power Spectral Density – 802.11ax OFDMA

**§15.407(a.1.iv) §15.407(a.2) §15.407(a.3); RSS-247 [6.2]**

### Test Overview and Limit

The spectrum analyzer was connected to the antenna terminal while the EUT was operating at its maximum duty cycle, at its maximum power control level, as defined in ANSI C63.10-2013 and KDB 789033 D02 v02r01, and at the appropriate frequencies. Method SA-1, as defined in ANSI C63.10-2013 and KDB 789033 D02 v02r01, was used to measure the power spectral density.

***In the 5.15 – 5.25GHz, 5.25 – 5.35GHz, 5.47 – 5.725GHz bands, the maximum permissible power spectral density is 11dBm/MHz.***

***In the 5.725 – 5.850GHz band, the maximum permissible power spectral density is 30dBm/500kHz.***

### Test Procedure Used

ANSI C63.10-2013 – Section 12.3.2.2
KDB 789033 D02 v02r01 – Section F
ANSI C63.10-2013 – Section 14.3.2.2 Measure-and-Sum Technique
KDB 662911 v02r01 – Section E)2) Measure-and-Sum Technique

### Test Settings

1. Analyzer was set to the center frequency of the UNII channel under investigation
2. Span was set to encompass the entire emission bandwidth of the signal
3. RBW = 1MHz
4. VBW = 3MHz
5. Number of sweep points $\geq$ 2 x (span/RBW)
6. Sweep time = auto
7. Detector = power averaging (RMS)
8. Trigger was set to free run for all modes
9. Trace was averaged over 100 sweeps
10. The peak search function of the spectrum analyzer was used to find the peak of the spectrum.

### Test Setup

The EUT and measurement equipment were set up as shown in the diagram below.

**Figure 7-4. Test Instrument & Measurement Setup**

### Test Notes

The power spectral density for each channel was measured with the RU index showing the highest conducted power




© 2020 PCTEST V 9.0 02/01/2019
All rights reserved. Unless otherwise specified, no part of this report may be reproduced or utilized in any part, form or by any means, electronic or mechanical, including photocopying and microfilm, without permission in writing from PCTEST. If you have any questions about this international copyright or have an enquiry about obtaining additional rights to this report or assembly of contents thereof, please contact INFO@PCTEST.COM.

## SISO Antenna-1 Power Spectral Density Measurements (26 Tones)

| | Frequency [MHz] | Channel No. | 802.11 Mode | Tones | Data Rate [Mbps] | Measured Power Density [dBm] | Max Power Density [dBm/MHz] | Margin [dB] |
|---|---|---|---|---|---|---|---|---|
| Band 1 | 5180 | 36 | ax (20MHz) | 26T | MCS0 | 4.37 | 11.0 | -6.63 |
| | 5200 | 40 | ax (20MHz) | 26T | MCS0 | 4.44 | 11.0 | -6.56 |
| | 5240 | 48 | ax (20MHz) | 26T | MCS0 | 4.65 | 11.0 | -6.35 |
| | 5190 | 38 | ax (40MHz) | 26T | MCS0 | 5.46 | 11.0 | -5.54 |
| | 5230 | 46 | ax (40MHz) | 26T | MCS0 | 5.89 | 11.0 | -5.11 |
| | 5210 | 42 | ax (80MHz) | 26T | MCS0 | 4.49 | 11.0 | -6.51 |
| Band 2A | 5260 | 52 | ax (20MHz) | 26T | MCS0 | 4.84 | 11.0 | -6.16 |
| | 5280 | 56 | ax (20MHz) | 26T | MCS0 | 4.26 | 11.0 | -6.74 |
| | 5320 | 64 | ax (20MHz) | 26T | MCS0 | 4.56 | 11.0 | -6.44 |
| | 5270 | 54 | ax (40MHz) | 26T | MCS0 | 5.66 | 11.0 | -5.34 |
| | 5310 | 62 | ax (40MHz) | 26T | MCS0 | 5.44 | 11.0 | -5.56 |
| | 5290 | 58 | ax (80MHz) | 26T | MCS0 | 4.25 | 11.0 | -6.76 |
| Band 2C | 5500 | 100 | ax (20MHz) | 26T | MCS0 | 4.52 | 11.0 | -6.49 |
| | 5600 | 120 | ax (20MHz) | 26T | MCS0 | 4.61 | 11.0 | -6.39 |
| | 5720 | 144 | ax (20MHz) | 26T | MCS0 | 5.21 | 11.0 | -5.79 |
| | 5510 | 102 | ax (40MHz) | 26T | MCS0 | 5.70 | 11.0 | -5.30 |
| | 5590 | 118 | ax (40MHz) | 26T | MCS0 | 5.36 | 11.0 | -5.64 |
| | 5710 | 142 | ax (40MHz) | 26T | MCS0 | 6.16 | 11.0 | -4.84 |
| | 5530 | 106 | ax (80MHz) | 26T | MCS0 | 3.77 | 11.0 | -7.23 |
| | 5610 | 122 | ax (80MHz) | 26T | MCS0 | 3.50 | 11.0 | -7.50 |
| | 5690 | 138 | ax (80MHz) | 26T | MCS0 | 4.73 | 11.0 | -6.27 |

**Table 7-51. Bands 1, 2A, 2C Conducted Power Spectral Density Measurements SISO ANT1 (26 Tones)**




© 2020 PCTEST V 9.0 02/01/2019

All rights reserved. Unless otherwise specified, no part of this report may be reproduced or utilized in any part, form or by any means, electronic or mechanical, including photocopying and microfilm, without permission in writing from PCTEST. If you have any questions about this international copyright or have an enquiry about obtaining additional rights to this report or assembly of contents thereof, please contact INFO@PCTEST.COM.

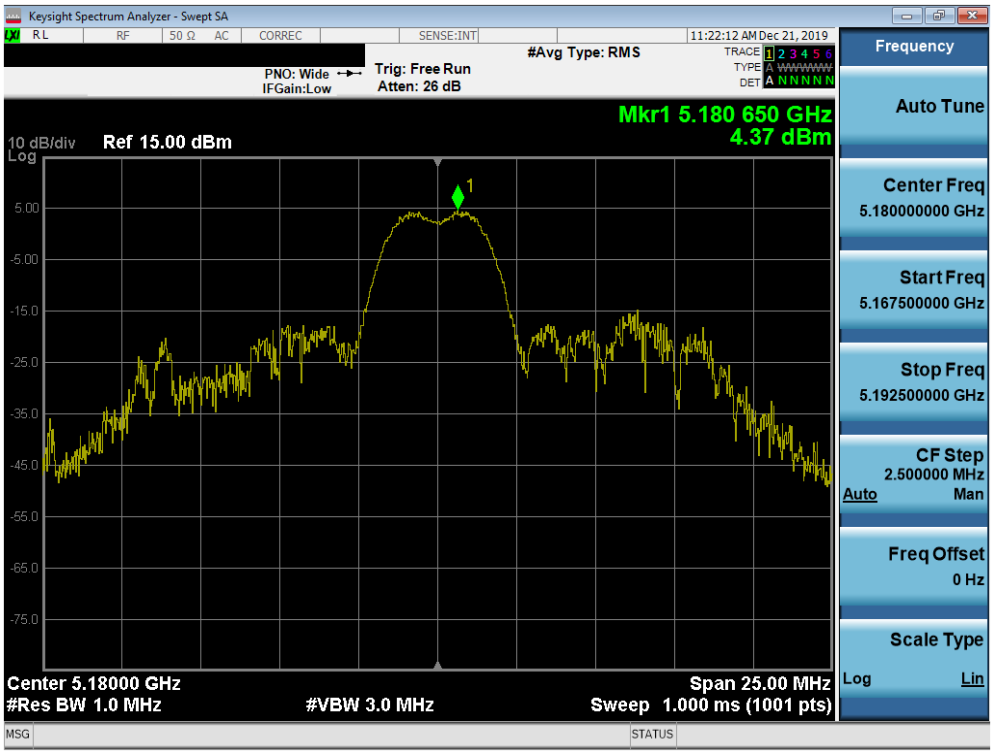


**Plot 7-55. Power Spectral Density Plot SISO ANT1 (20MHz BW 802.11ax – 26 Tones (UNII Band 1) – Ch. 36)**

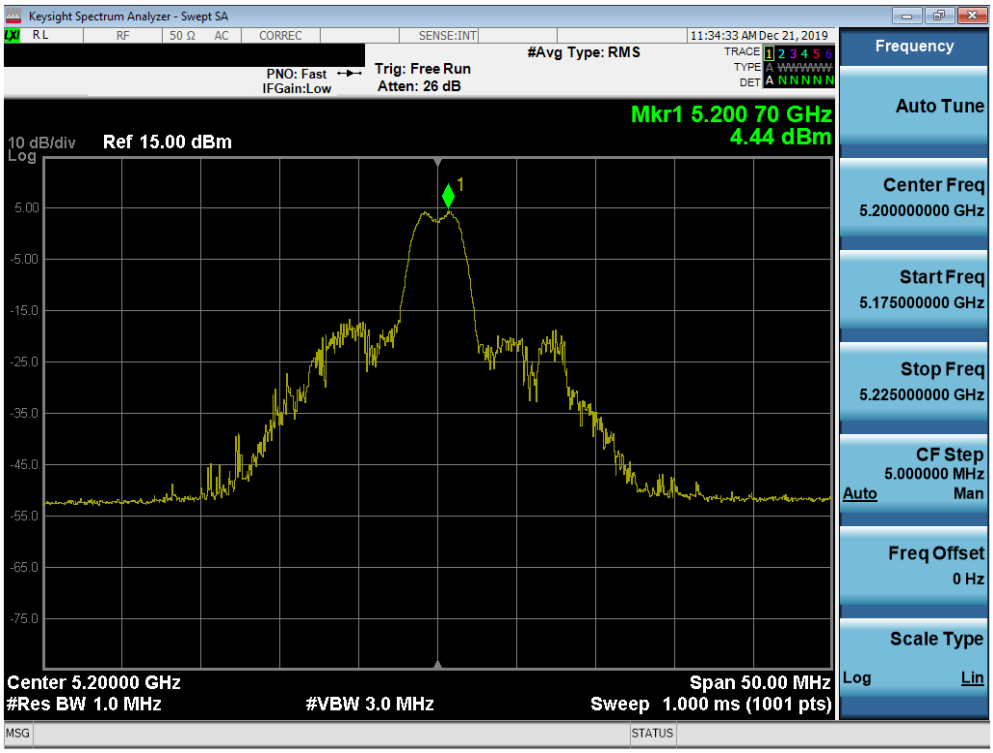


**Plot 7-56. Power Spectral Density Plot SISO ANT1 (20MHz BW 802.11ax – 26 Tones (UNII Band 1) – Ch. 40)**




© 2020 PCTEST V 9.0 02/01/2019

All rights reserved. Unless otherwise specified, no part of this report may be reproduced or utilized in any part, form or by any means, electronic or mechanical, including photocopying and microfilm, without permission in writing from PCTEST. If you have any questions about this international copyright or have an enquiry about obtaining additional rights to this report or assembly of contents thereof, please contact INFO@PCTEST.COM.

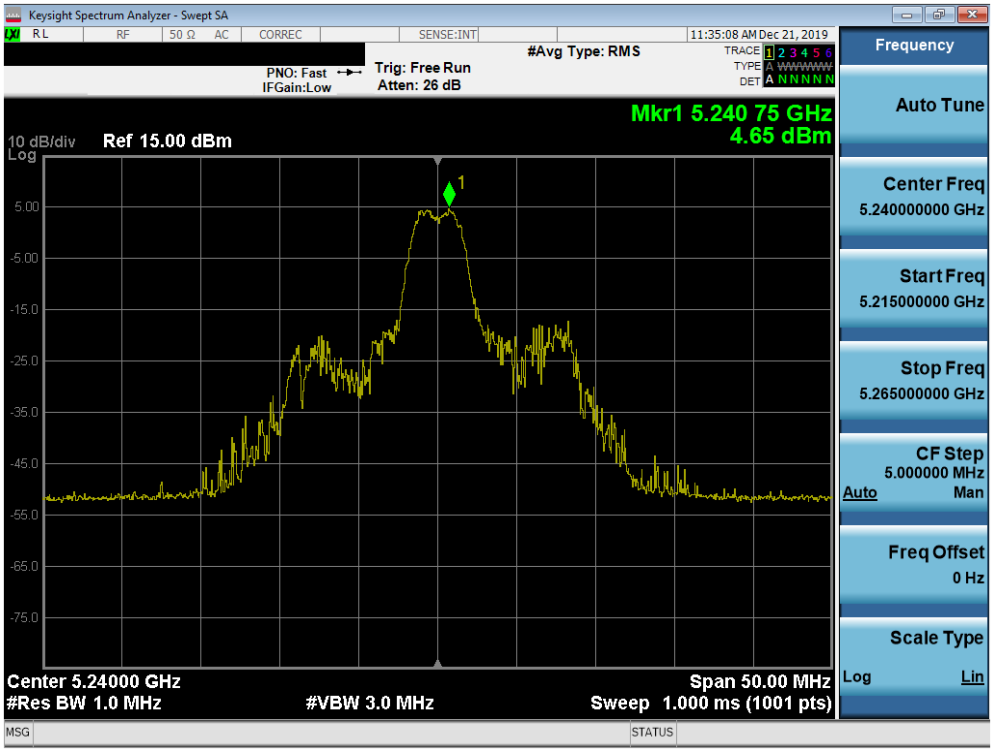


**Plot 7-57. Power Spectral Density Plot SISO ANT1 (20MHz BW 802.11ax – 26 Tones (UNII Band 1) – Ch. 48)**

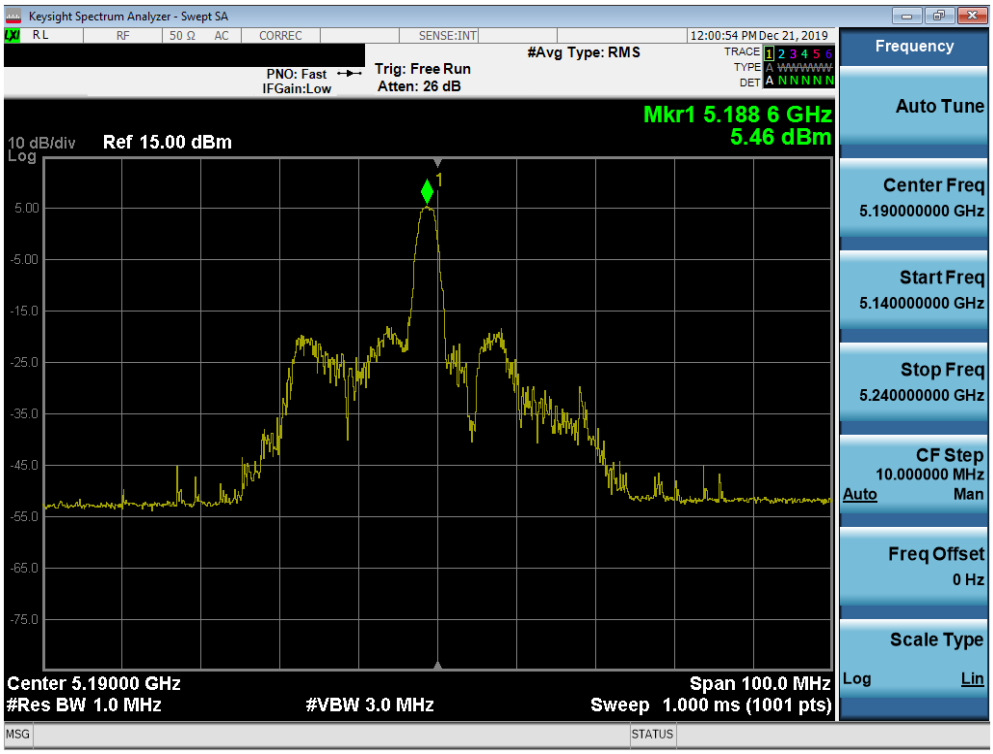


**Plot 7-58. Power Spectral Density Plot SISO ANT1 (40MHz BW 802.11ax – 26 Tones (UNII Band 1) – Ch. 38)**




© 2020 PCTEST V 9.0 02/01/2019
All rights reserved. Unless otherwise specified, no part of this report may be reproduced or utilized in any part, form or by any means, electronic or mechanical, including photocopying and microfilm, without permission in writing from PCTEST. If you have any questions about this international copyright or have an enquiry about obtaining additional rights to this report or assembly of contents thereof, please contact INFO@PCTEST.COM.

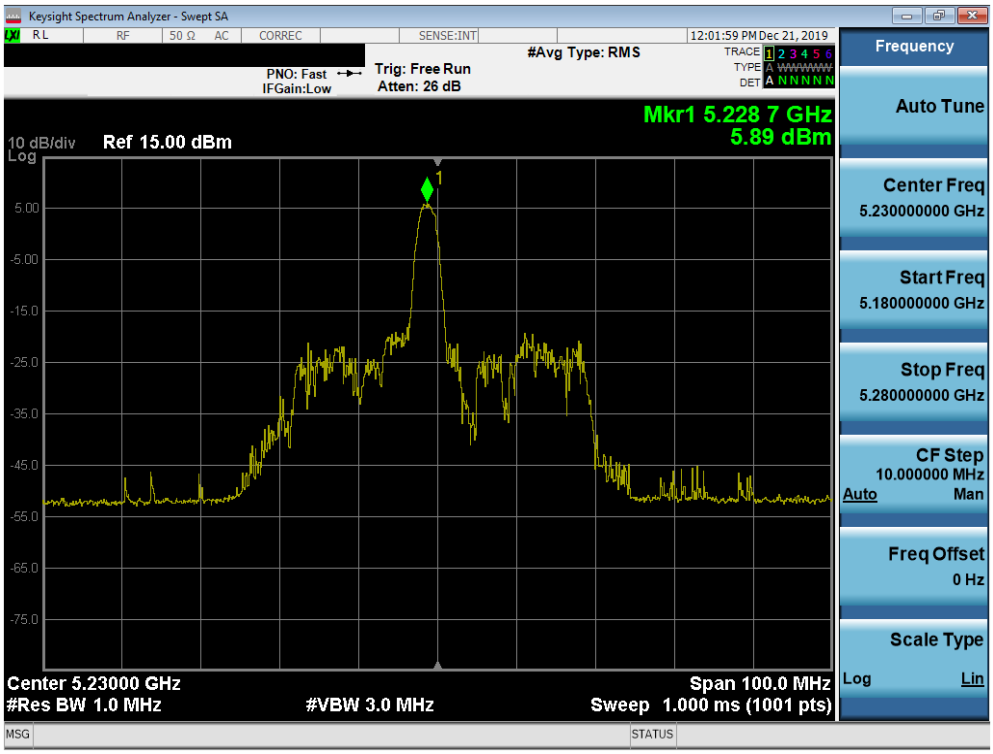


**Plot 7-59. Power Spectral Density Plot SISO ANT1 (40MHz BW 802.11ax – 26 Tones (UNII Band 1) – Ch. 46)**

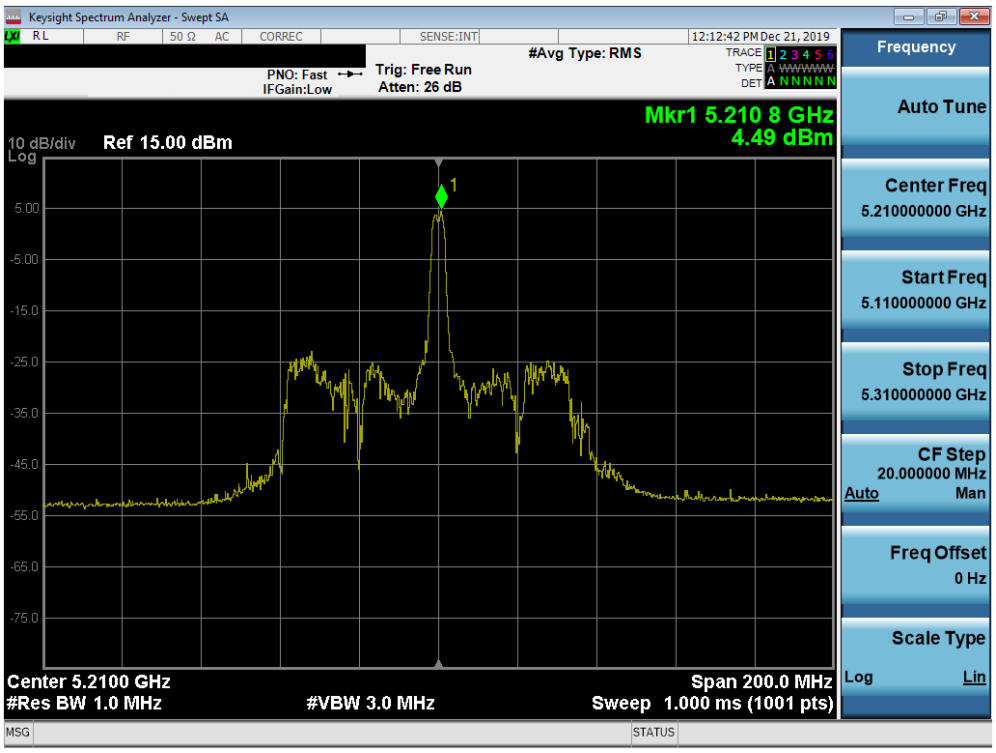


**Plot 7-60. Power Spectral Density Plot SISO ANT1 (80MHz BW 802.11ax – 26 Tones (UNII Band 1) – Ch. 42)**



© 2020 PCTEST
All rights reserved. Unless otherwise specified, no part of this report may be reproduced or utilized in any part, form or by any means, electronic or mechanical, including photocopying and microfilm, without permission in writing from PCTEST. If you have any questions about this international copyright or have an enquiry about obtaining additional rights to this report or assembly of contents thereof, please contact INFO@PCTEST.COM.

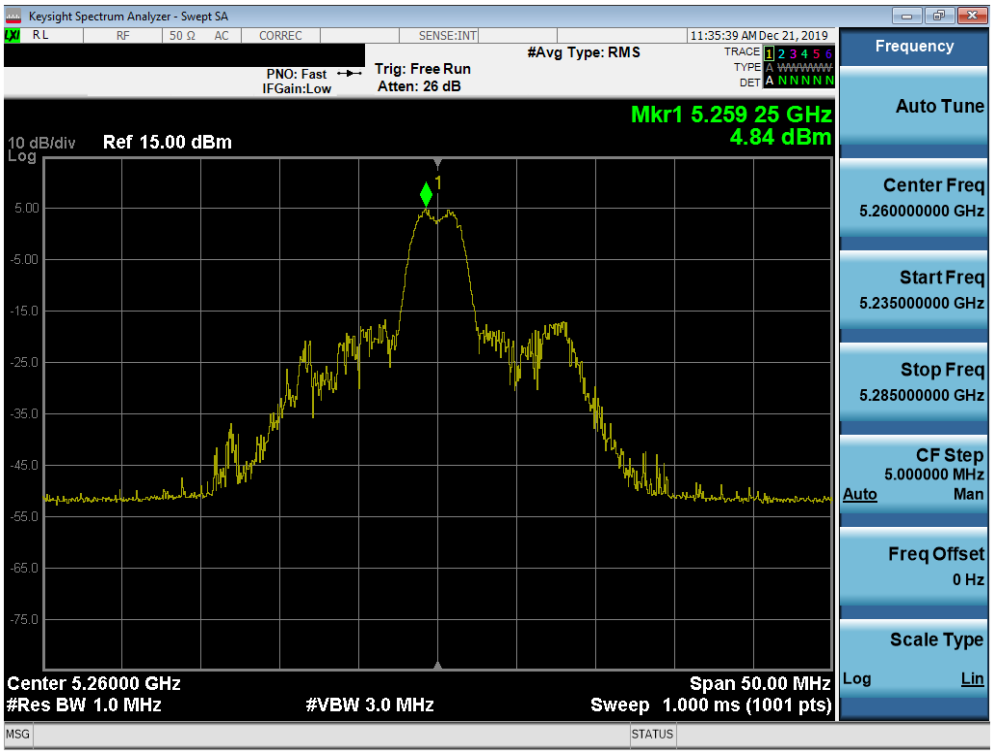


**Plot 7-61. Power Spectral Density Plot SISO ANT1 (20MHz BW 802.11ax – 26 Tones (UNII Band 2A) – Ch. 52)**

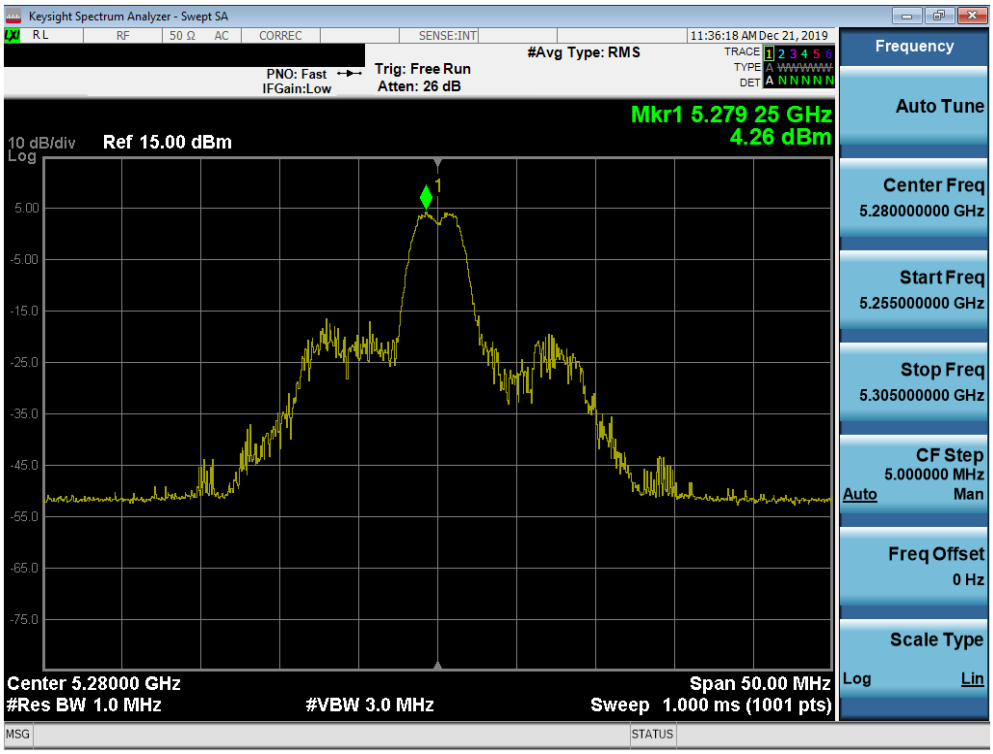


**Plot 7-62. Power Spectral Density Plot SISO ANT1 (20MHz BW 802.11ax – 26 Tones (UNII Band 2A) – Ch. 56)**




© 2020 PCTEST V 9.0 02/01/2019

All rights reserved. Unless otherwise specified, no part of this report may be reproduced or utilized in any part, form or by any means, electronic or mechanical, including photocopying and microfilm, without permission in writing from PCTEST. If you have any questions about this international copyright or have an enquiry about obtaining additional rights to this report or assembly of contents thereof, please contact INFO@PCTEST.COM.

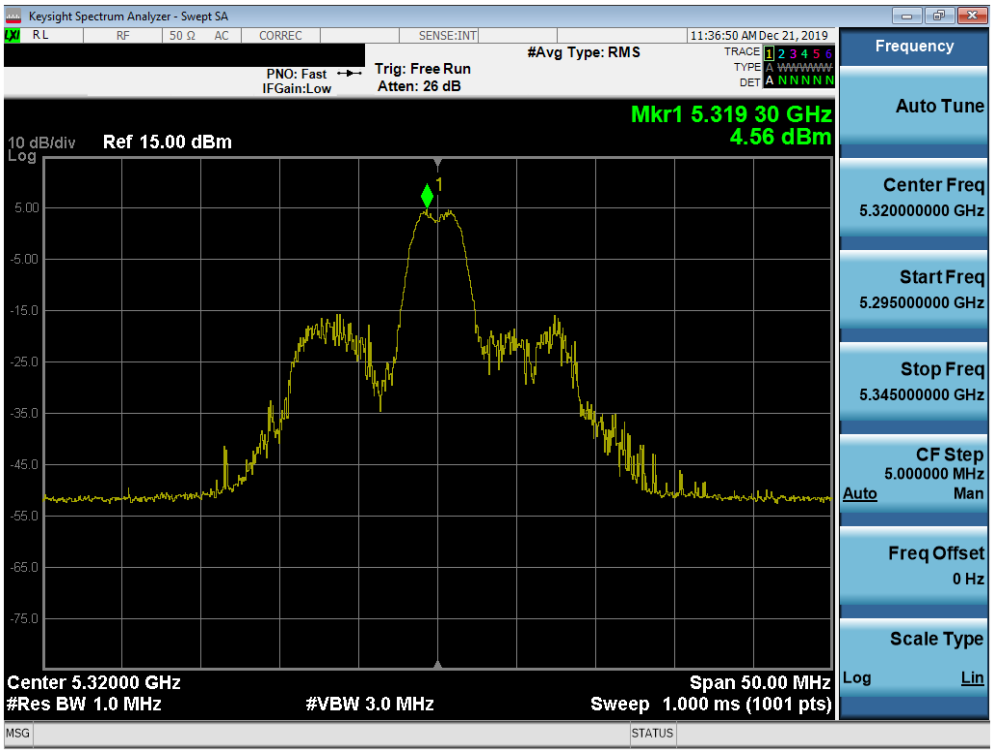


**Plot 7-63. Power Spectral Density Plot SISO ANT1 (20MHz BW 802.11ax – 26 Tones (UNII Band 2A) – Ch. 64)**

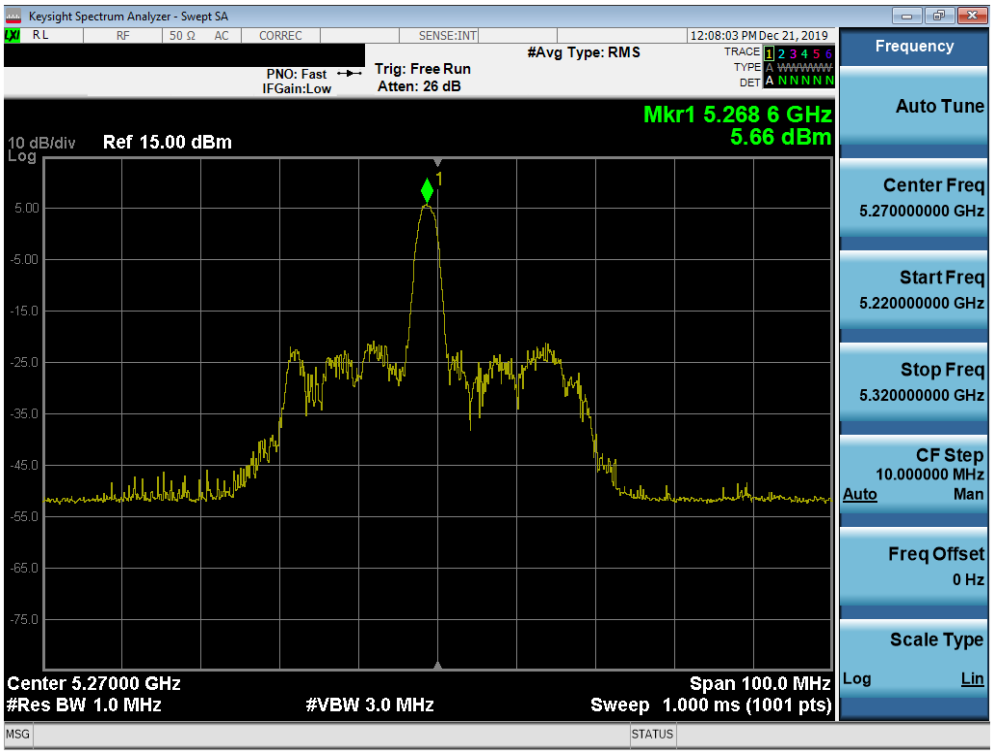


**Plot 7-64. Power Spectral Density Plot SISO ANT1 (40MHz BW 802.11ax – 26 Tones (UNII Band 2A) – Ch. 54)**


© 2020 PCTEST
All rights reserved. Unless otherwise specified, no part of this report may be reproduced or utilized in any part, form or by any means, electronic or mechanical, including photocopying and microfilm, without permission in writing from PCTEST. If you have any questions about this international copyright or have an enquiry about obtaining additional rights to this report or assembly of contents thereof, please contact INFO@PCTEST.COM.

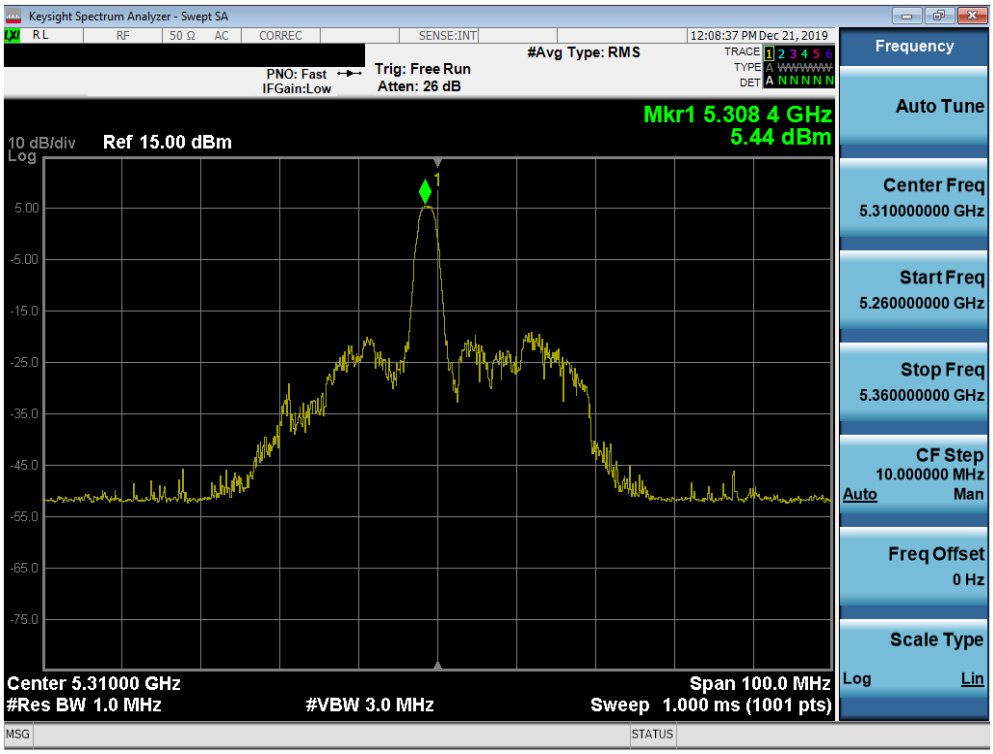


**Plot 7-65. Power Spectral Density Plot SISO ANT1 (40MHz BW 802.11ax – 26 Tones (UNII Band 2A) – Ch. 62)**

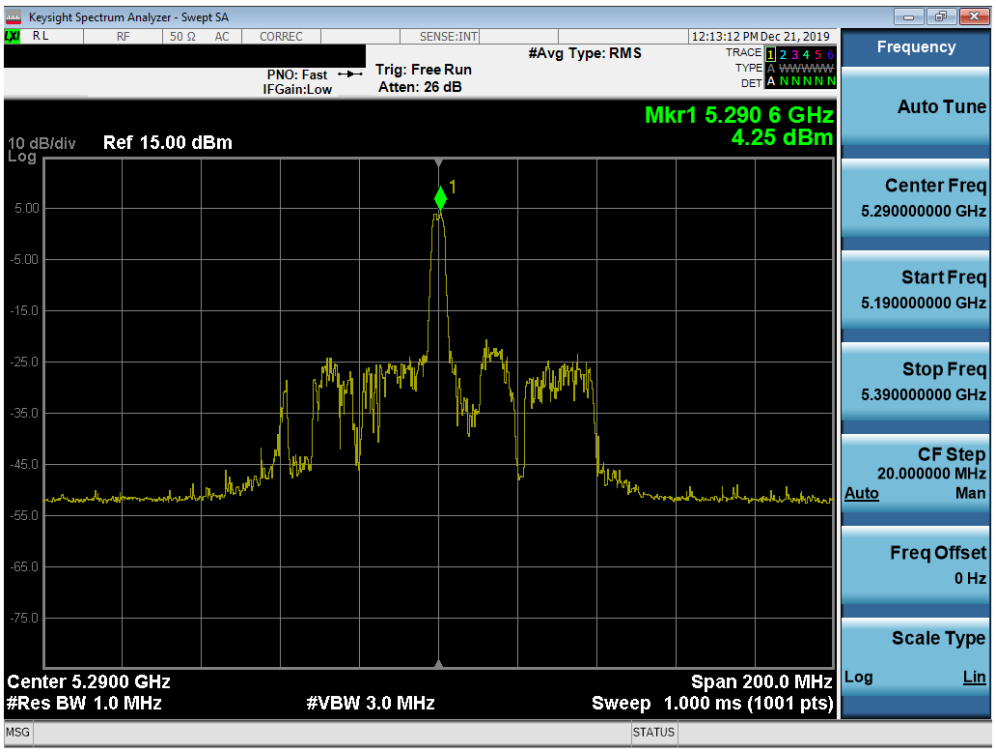


**Plot 7-66. Power Spectral Density Plot SISO ANT1 (80MHz BW 802.11ax – 26 Tones (UNII Band 2A) – Ch. 58)**



© 2020 PCTEST
All rights reserved. Unless otherwise specified, no part of this report may be reproduced or utilized in any part, form or by any means, electronic or mechanical, including photocopying and microfilm, without permission in writing from PCTEST. If you have any questions about this international copyright or have an enquiry about obtaining additional rights to this report or assembly of contents thereof, please contact INFO@PCTEST.COM.

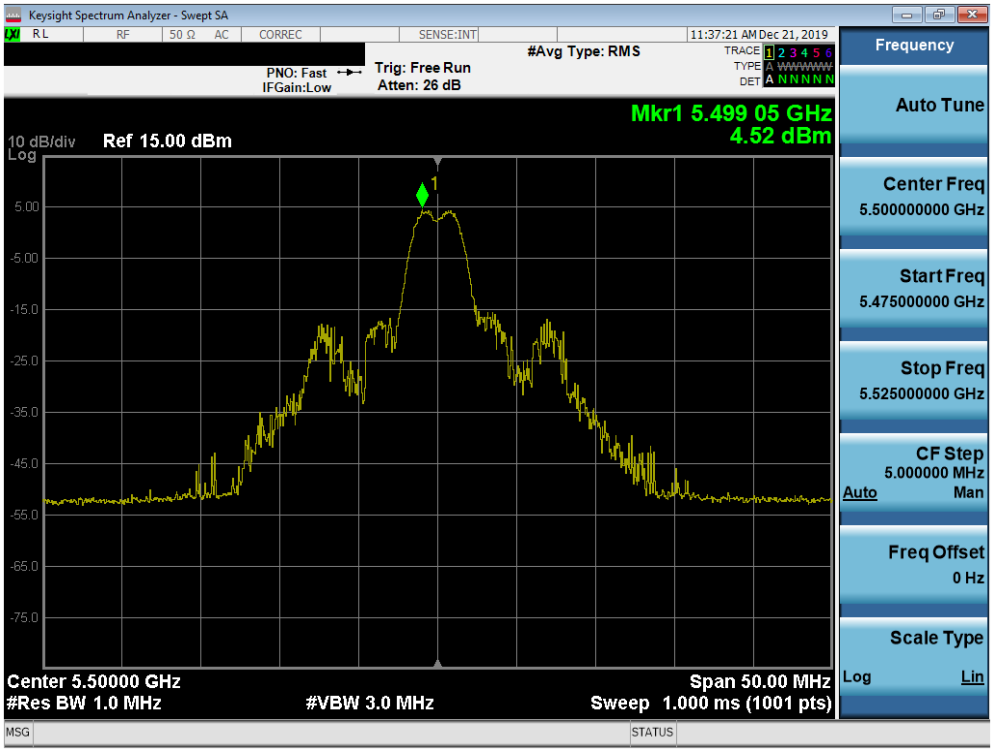


**Plot 7-67. Power Spectral Density Plot SISO ANT1 (20MHz BW 802.11ax – 26 Tones (UNII Band 2C) – Ch. 100)**

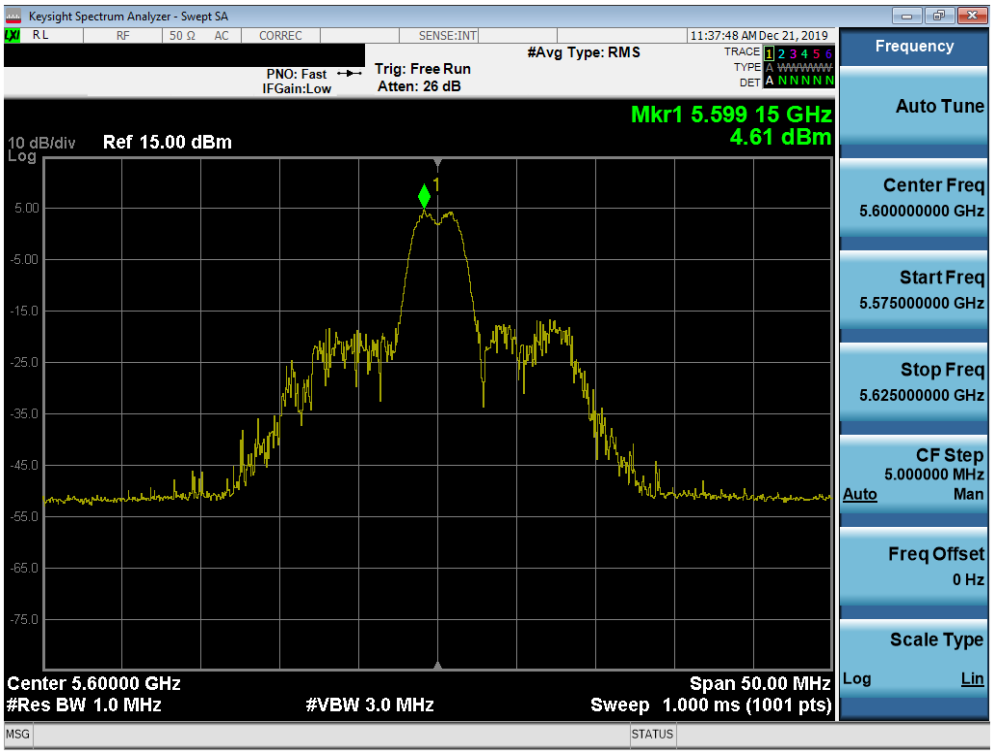


**Plot 7-68. Power Spectral Density Plot SISO ANT1 (20MHz BW 802.11ax – 26 Tones (UNII Band 2C) – Ch. 120)**


© 2020 PCTEST
All rights reserved. Unless otherwise specified, no part of this report may be reproduced or utilized in any part, form or by any means, electronic or mechanical, including photocopying and microfilm, without permission in writing from PCTEST. If you have any questions about this international copyright or have an enquiry about obtaining additional rights to this report or assembly of contents thereof, please contact INFO@PCTEST.COM.

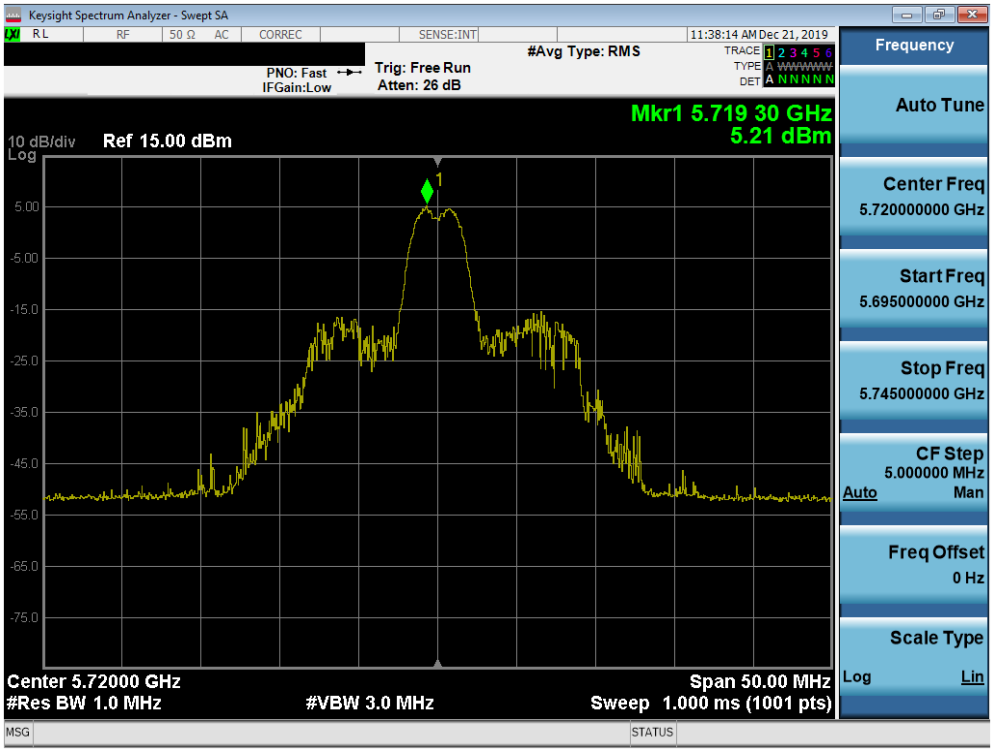


**Plot 7-69. Power Spectral Density Plot SISO ANT1 (20MHz BW 802.11ax – 26 Tones (UNII Band 2C) – Ch. 144)**

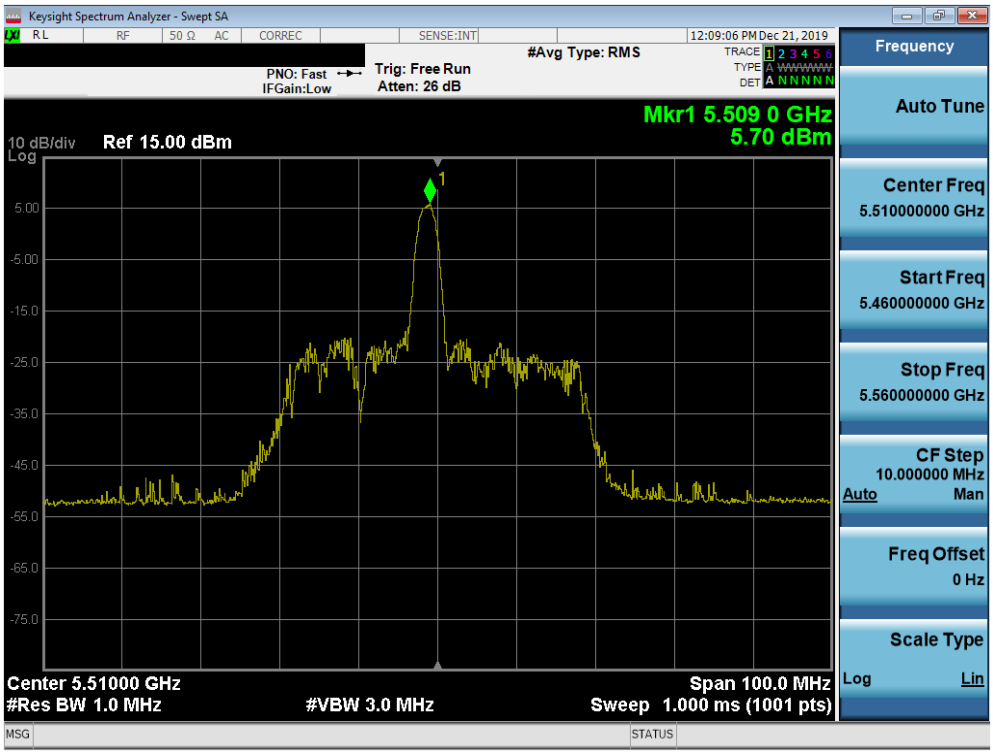


**Plot 7-70. Power Spectral Density Plot SISO ANT1 (40MHz BW 802.11ax – 26 Tones (UNII Band 2C) – Ch. 102)**



© 2020 PCTEST V 9.0 02/01/2019
All rights reserved. Unless otherwise specified, no part of this report may be reproduced or utilized in any part, form or by any means, electronic or mechanical, including photocopying and microfilm, without permission in writing from PCTEST. If you have any questions about this international copyright or have an enquiry about obtaining additional rights to this report or assembly of contents thereof, please contact INFO@PCTEST.COM.

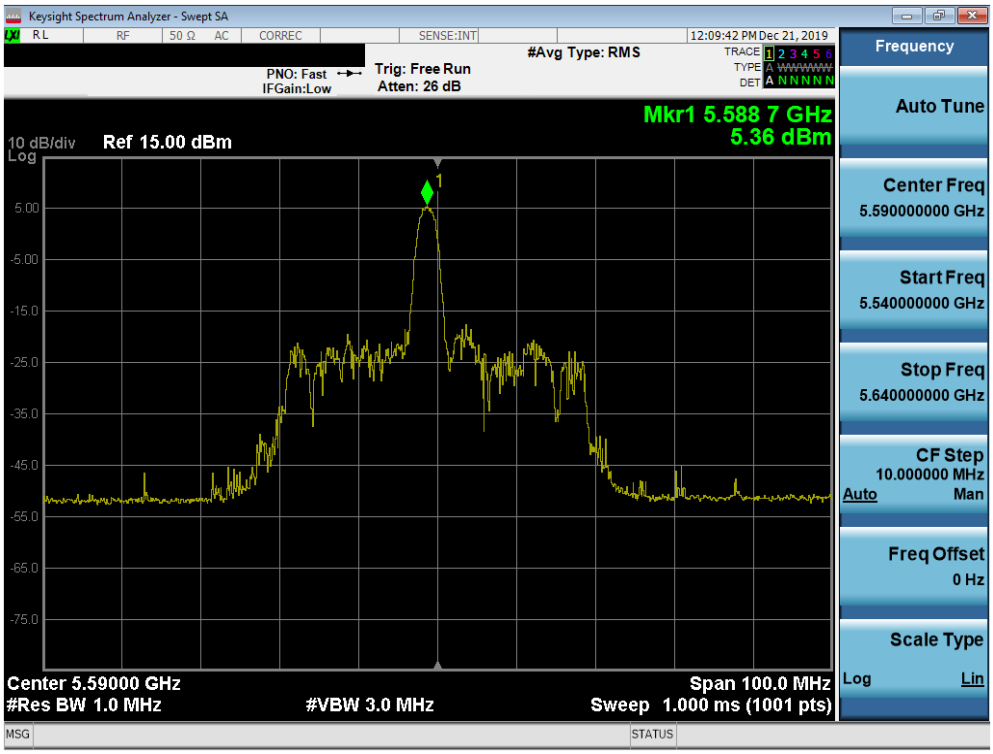


**Plot 7-71. Power Spectral Density Plot SISO ANT1 (40MHz BW 802.11ax – 26 Tones (UNII Band 2C) – Ch. 118)**

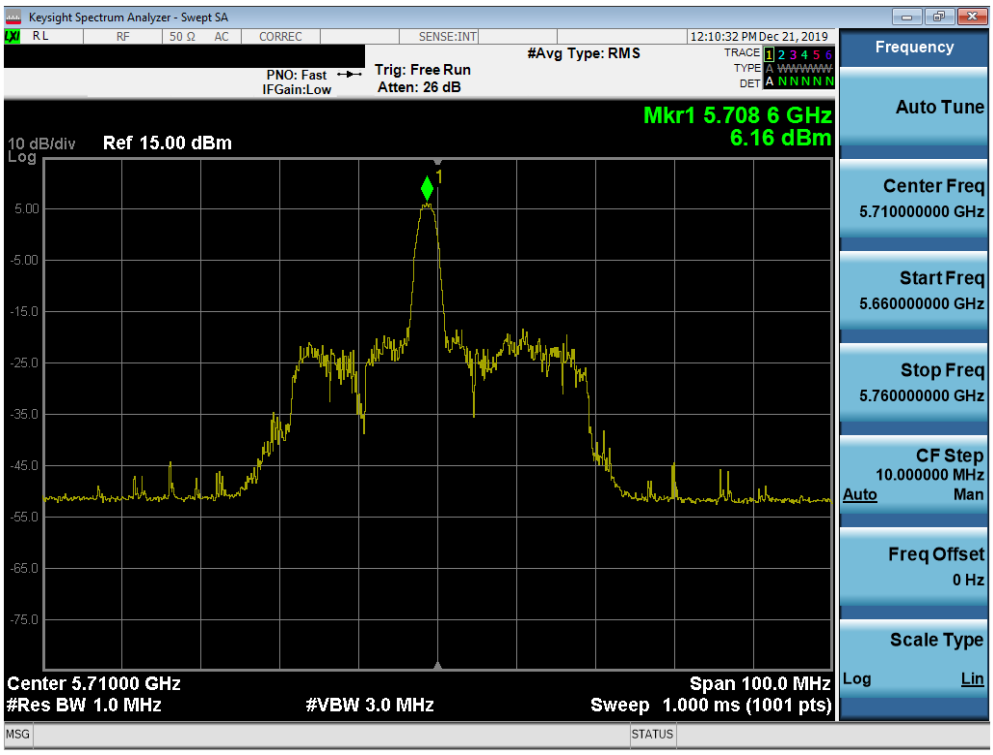


**Plot 7-72. Power Spectral Density Plot SISO ANT1 (40MHz BW 802.11ax – 26 Tones (UNII Band 2C) – Ch. 142)**



© 2020 PCTEST
All rights reserved. Unless otherwise specified, no part of this report may be reproduced or utilized in any part, form or by any means, electronic or mechanical, including photocopying and microfilm, without permission in writing from PCTEST. If you have any questions about this international copyright or have an enquiry about obtaining additional rights to this report or assembly of contents thereof, please contact INFO@PCTEST.COM.

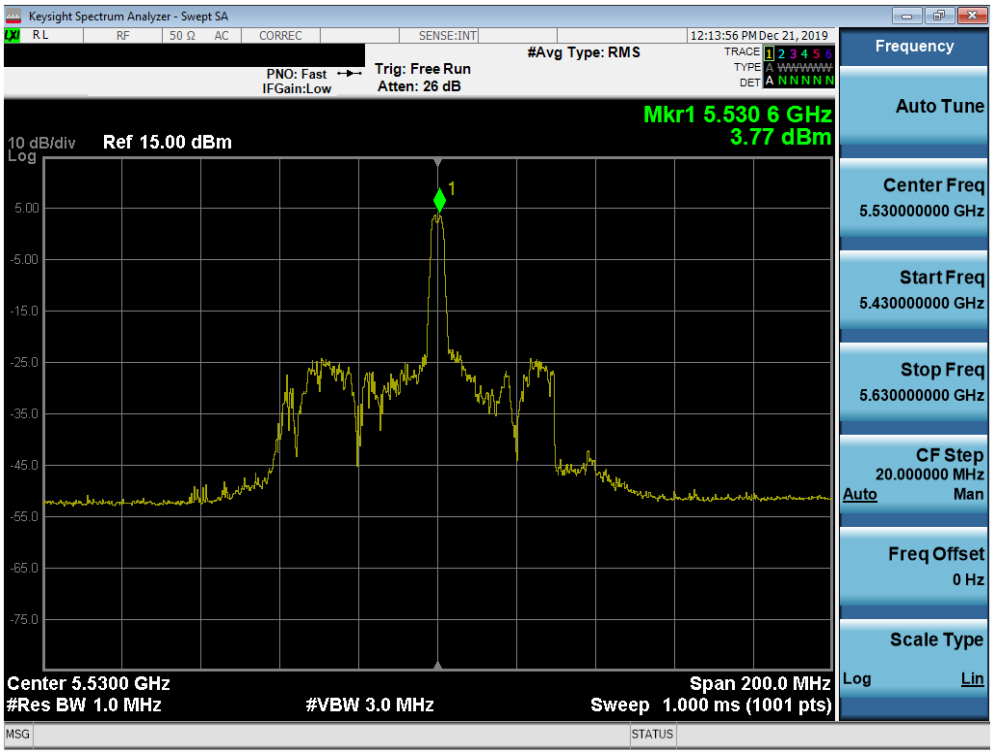


**Plot 7-73. Power Spectral Density Plot SISO ANT1 (80MHz BW 802.11ax – 26 Tones (UNII Band 2C) – Ch. 106)**

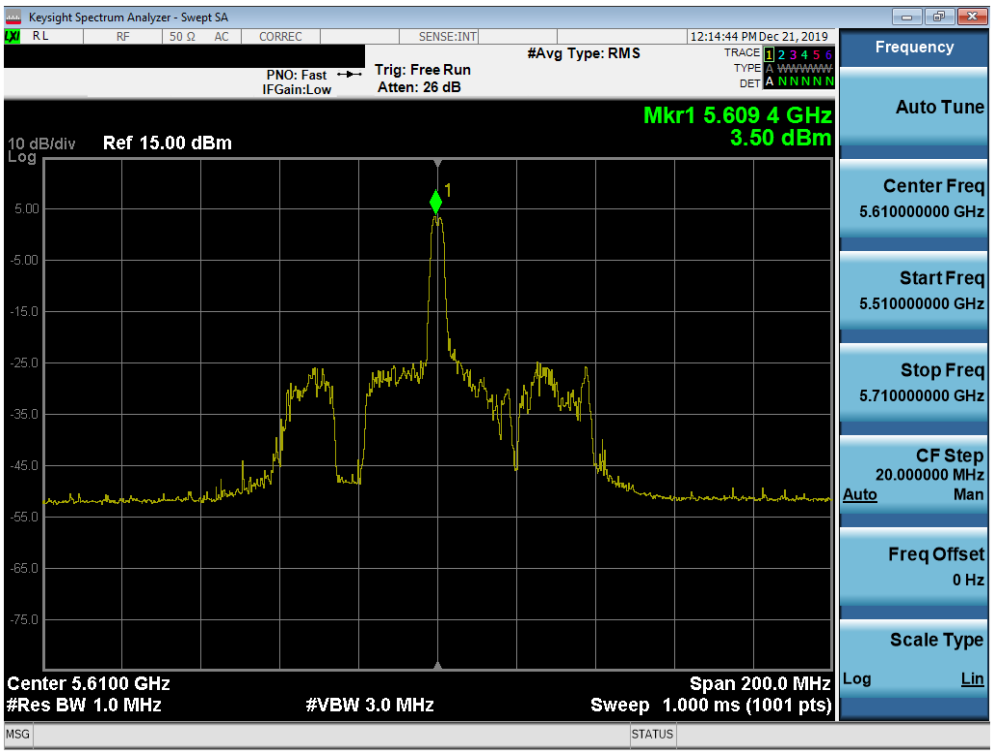


**Plot 7-74. Power Spectral Density Plot SISO ANT1 (80MHz BW 802.11ax – 26 Tones (UNII Band 2C) – Ch. 122)**


© 2020 PCTEST
All rights reserved. Unless otherwise specified, no part of this report may be reproduced or utilized in any part, form or by any means, electronic or mechanical, including photocopying and microfilm, without permission in writing from PCTEST. If you have any questions about this international copyright or have an enquiry about obtaining additional rights to this report or assembly of contents thereof, please contact INFO@PCTEST.COM.

**Plot 7-75. Power Spectral Density Plot SISO ANT1 (80MHz BW 802.11ax – 26 Tones (UNII Band 2C) – Ch. 138)**




© 2020 PCTEST V 9.0 02/01/2019

All rights reserved. Unless otherwise specified, no part of this report may be reproduced or utilized in any part, form or by any means, electronic or mechanical, including photocopying and microfilm, without permission in writing from PCTEST. If you have any questions about this international copyright or have an enquiry about obtaining additional rights to this report or assembly of contents thereof, please contact INFO@PCTEST.COM.

| | Frequency [MHz] | Channel No. | 802.11 Mode | Tones | Data Rate [Mbps] | Measured Power Density [dBm] | Max Permissible Power Density | Margin [dB] |
|---|---|---|---|---|---|---|---|---|
| Band 3 | 5745 | 149 | ax (20MHz) | 26T | MCS0 | 3.03 | 30.00 | -26.97 |
| | 5785 | 157 | ax (20MHz) | 26T | MCS0 | 2.55 | 30.00 | -27.45 |
| | 5825 | 165 | ax (20MHz) | 26T | MCS0 | 2.97 | 30.00 | -27.03 |
| | 5755 | 151 | ax (40MHz) | 26T | MCS0 | 3.62 | 30.00 | -26.38 |
| | 5795 | 159 | ax (40MHz) | 26T | MCS0 | 3.50 | 30.00 | -26.50 |
| | 5775 | 155 | ax (80MHz) | 26T | MCS0 | 4.94 | 30.00 | -25.06 |

**Table 7-52. Band 3 Conducted Power Spectral Density Measurements SISO ANT1 (26 Tones)**



© 2020 PCTEST V 9.0 02/01/2019
All rights reserved. Unless otherwise specified, no part of this report may be reproduced or utilized in any part, form or by any means, electronic or mechanical, including photocopying and microfilm, without permission in writing from PCTEST. If you have any questions about this international copyright or have an enquiry about obtaining additional rights to this report or assembly of contents thereof, please contact INFO@PCTEST.COM.

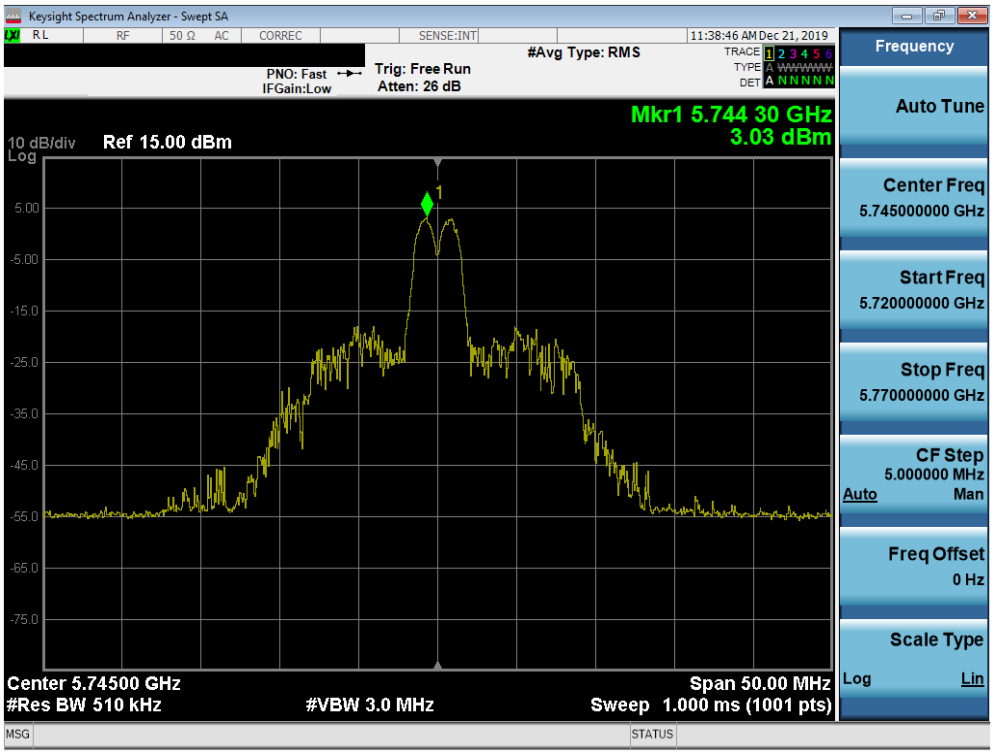


**Plot 7-76. Power Spectral Density Plot SISO ANT1 (20MHz BW 802.11ax – 26 Tones (UNII Band 3) – Ch. 149)**

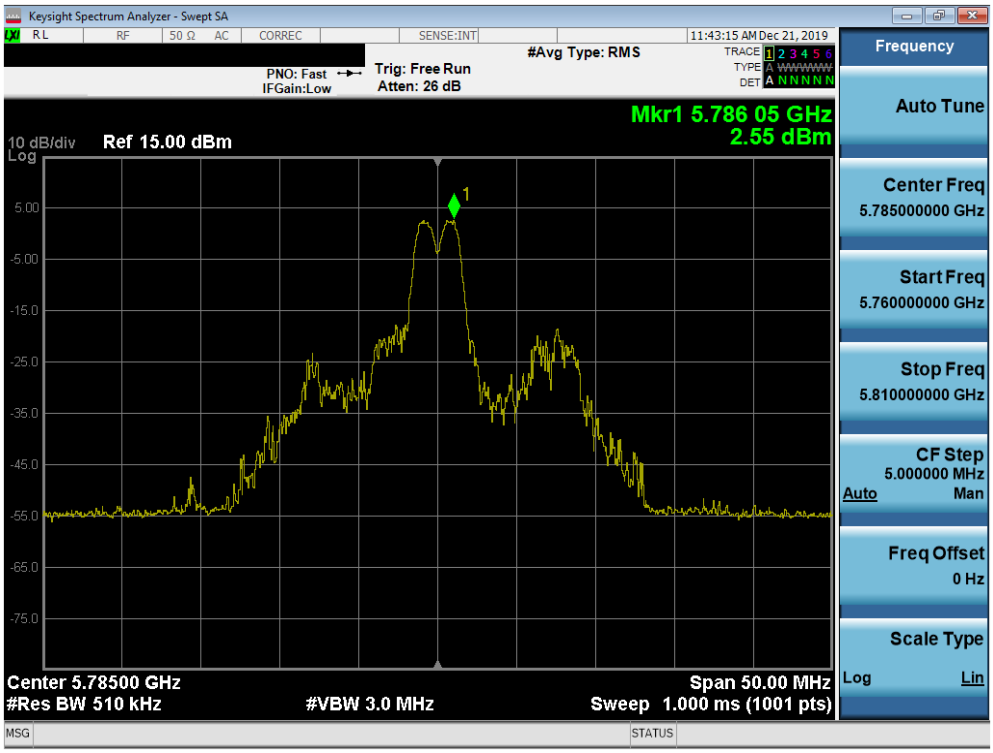


**Plot 7-77. Power Spectral Density Plot SISO ANT1 (20MHz BW 802.11ax – 26 Tones (UNII Band 3) – Ch. 157)**


© 2020 PCTEST
All rights reserved. Unless otherwise specified, no part of this report may be reproduced or utilized in any part, form or by any means, electronic or mechanical, including photocopying and microfilm, without permission in writing from PCTEST. If you have any questions about this international copyright or have an enquiry about obtaining additional rights to this report or assembly of contents thereof, please contact INFO@PCTEST.COM.

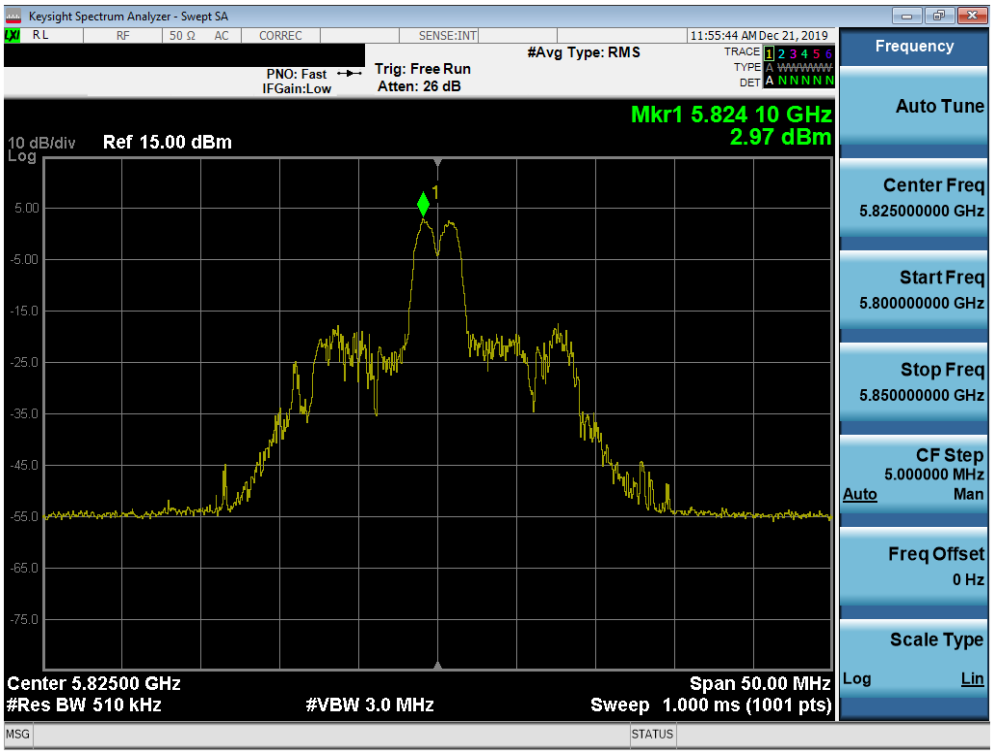


**Plot 7-78. Power Spectral Density Plot SISO ANT1 (20 MHz BW 802.11ax – 26 Tones (UNII Band 3) – Ch. 165)**

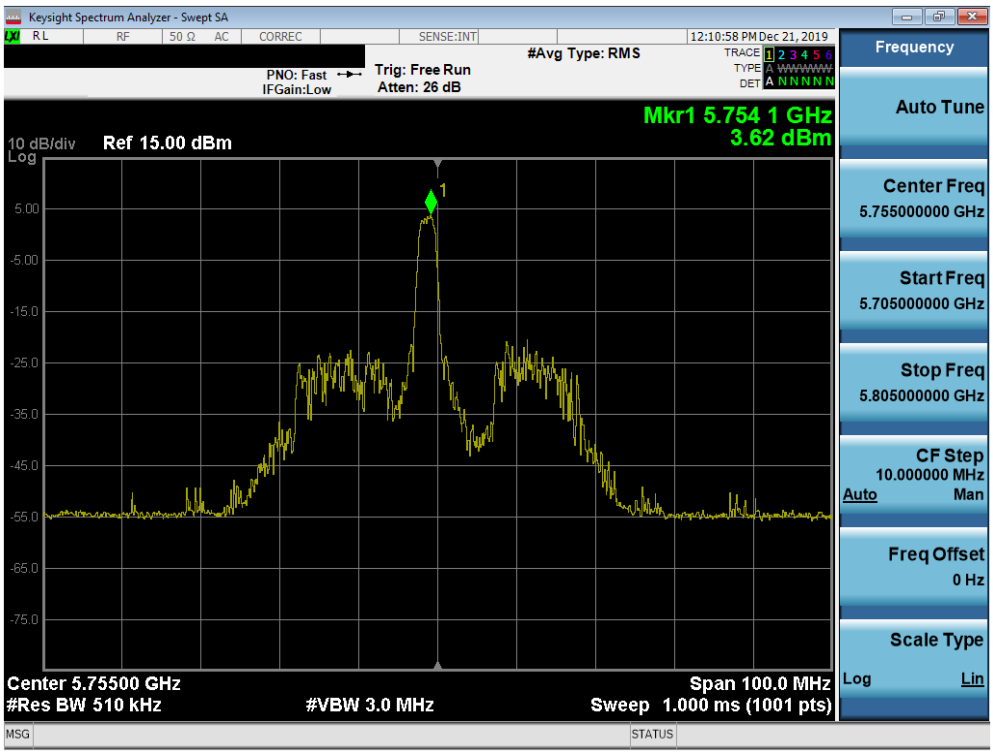


**Plot 7-79. Power Spectral Density Plot SISO ANT1 (40MHz BW 802.11ax – 26 Tones (UNII Band 3) – Ch. 151)**




© 2020 PCTEST V 9.0 02/01/2019

All rights reserved. Unless otherwise specified, no part of this report may be reproduced or utilized in any part, form or by any means, electronic or mechanical, including photocopying and microfilm, without permission in writing from PCTEST. If you have any questions about this international copyright or have an enquiry about obtaining additional rights to this report or assembly of contents thereof, please contact INFO@PCTEST.COM.

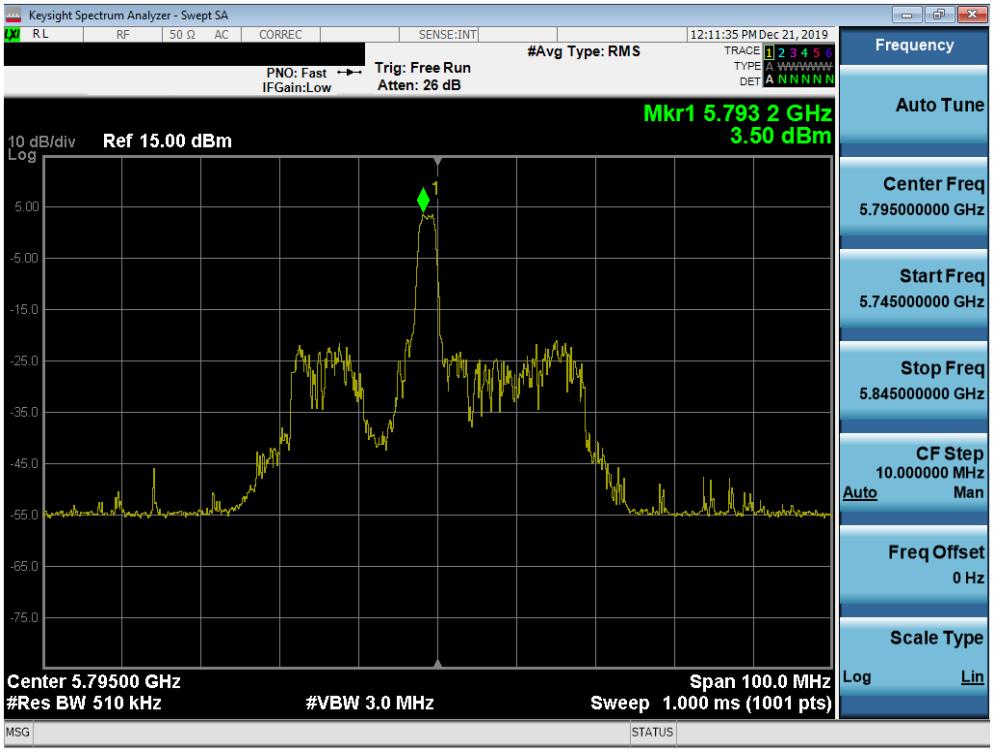


**Plot 7-80. Power Spectral Density Plot SISO ANT1 (40MHz BW 802.11ax – 26 Tones (UNII Band 3) – Ch. 159)**

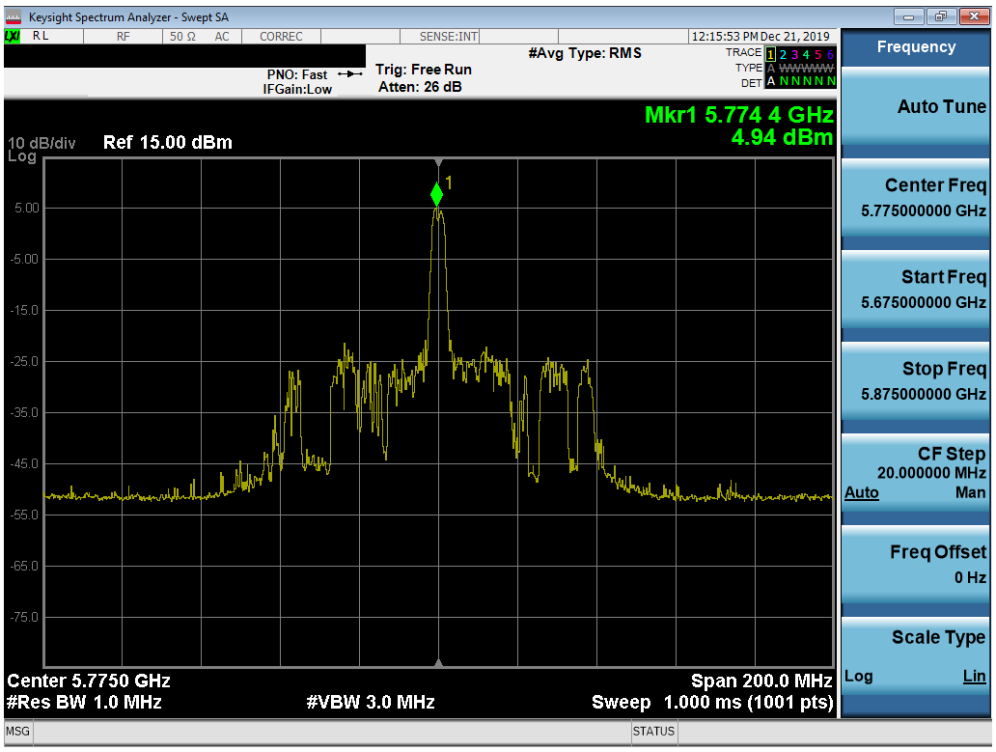


**Plot 7-81. Power Spectral Density Plot SISO ANT1 (80MHz BW 802.11ax – 26 Tones (UNII Band 3) – Ch. 155)**


© 2020 PCTEST
All rights reserved. Unless otherwise specified, no part of this report may be reproduced or utilized in any part, form or by any means, electronic or mechanical, including photocopying and microfilm, without permission in writing from PCTEST. If you have any questions about this international copyright or have an enquiry about obtaining additional rights to this report or assembly of contents thereof, please contact INFO@PCTEST.COM.

## SISO Antenna-1 Power Spectral Density Measurements (Full Tones)

| | Frequency [MHz] | Channel No. | 802.11 Mode | Tones | Data Rate [Mbps] | Measured Power Density [dBm] | Max Power Density [dBm/MHz] | Margin [dB] |
|---|---|---|---|---|---|---|---|---|
| Band 1 | 5180 | 36 | ax (20MHz) | 242T | MCS0 | -3.09 | 11.0 | -14.09 |
| | 5200 | 40 | ax (20MHz) | 242T | MCS0 | -3.29 | 11.0 | -14.29 |
| | 5240 | 48 | ax (20MHz) | 242T | MCS0 | -3.03 | 11.0 | -14.03 |
| | 5190 | 38 | ax (40MHz) | 484T | MCS0 | -6.23 | 11.0 | -17.23 |
| | 5230 | 46 | ax (40MHz) | 484T | MCS0 | -5.75 | 11.0 | -16.75 |
| | 5210 | 42 | ax (80MHz) | 996T | MCS0 | -9.39 | 11.0 | -20.39 |
| Band 2A | 5260 | 52 | ax (20MHz) | 242T | MCS0 | -3.15 | 11.0 | -14.15 |
| | 5280 | 56 | ax (20MHz) | 242T | MCS0 | -3.37 | 11.0 | -14.37 |
| | 5320 | 64 | ax (20MHz) | 242T | MCS0 | -3.15 | 11.0 | -14.15 |
| | 5270 | 54 | ax (40MHz) | 484T | MCS0 | -6.22 | 11.0 | -17.22 |
| | 5310 | 62 | ax (40MHz) | 484T | MCS0 | -6.42 | 11.0 | -17.42 |
| | 5290 | 58 | ax (80MHz) | 996T | MCS0 | -9.48 | 11.0 | -20.48 |
| Band 2C | 5500 | 100 | ax (20MHz) | 242T | MCS0 | -3.03 | 11.0 | -14.03 |
| | 5600 | 120 | ax (20MHz) | 242T | MCS0 | -3.30 | 11.0 | -14.30 |
| | 5720 | 144 | ax (20MHz) | 242T | MCS0 | -2.73 | 11.0 | -13.73 |
| | 5510 | 102 | ax (40MHz) | 484T | MCS0 | -6.28 | 11.0 | -17.28 |
| | 5590 | 118 | ax (40MHz) | 484T | MCS0 | -6.30 | 11.0 | -17.30 |
| | 5710 | 142 | ax (40MHz) | 484T | MCS0 | -5.43 | 11.0 | -16.43 |
| | 5530 | 106 | ax (80MHz) | 996T | MCS0 | -9.83 | 11.0 | -20.83 |
| | 5610 | 122 | ax (80MHz) | 996T | MCS0 | -10.00 | 11.0 | -21.00 |
| | 5690 | 138 | ax (80MHz) | 996T | MCS0 | -10.19 | 11.0 | -21.19 |

**Table 7-53. Bands 1, 2A, 2C Conducted Power Spectral Density Measurements SISO ANT1 (Full Tones)**




© 2020 PCTEST V 9.0 02/01/2019

All rights reserved. Unless otherwise specified, no part of this report may be reproduced or utilized in any part, form or by any means, electronic or mechanical, including photocopying and microfilm, without permission in writing from PCTEST. If you have any questions about this international copyright or have an enquiry about obtaining additional rights to this report or assembly of contents thereof, please contact INFO@PCTEST.COM.

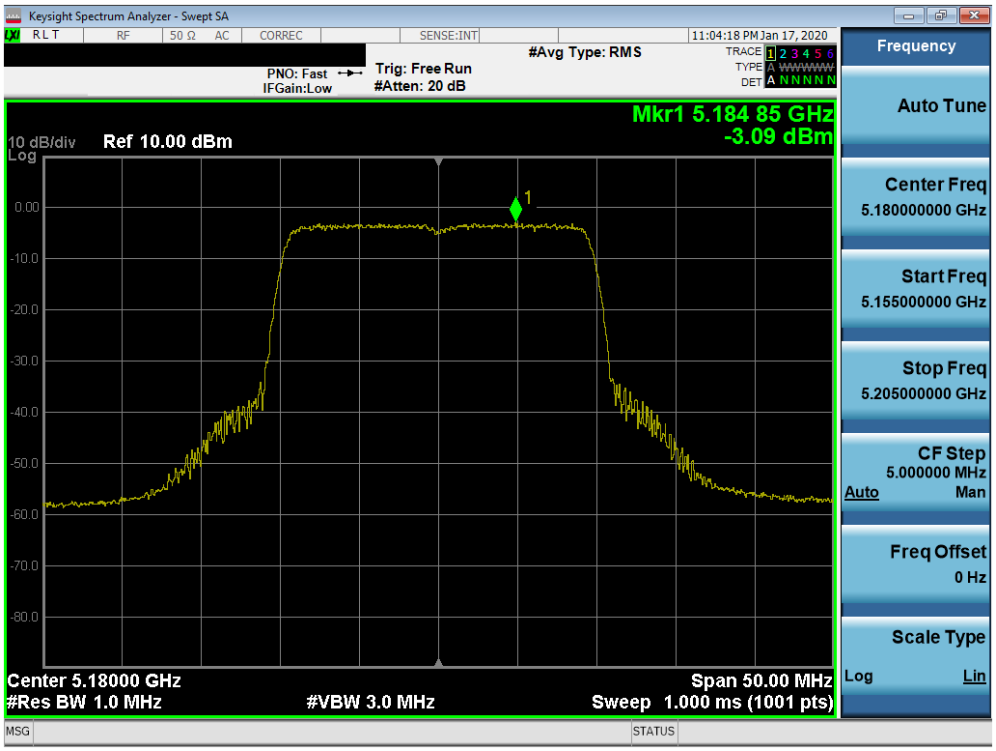


**Plot 7-82. Power Spectral Density Plot SISO ANT1 (20MHz BW 802.11ax – Full Tones (UNII Band 1) – Ch. 36)**

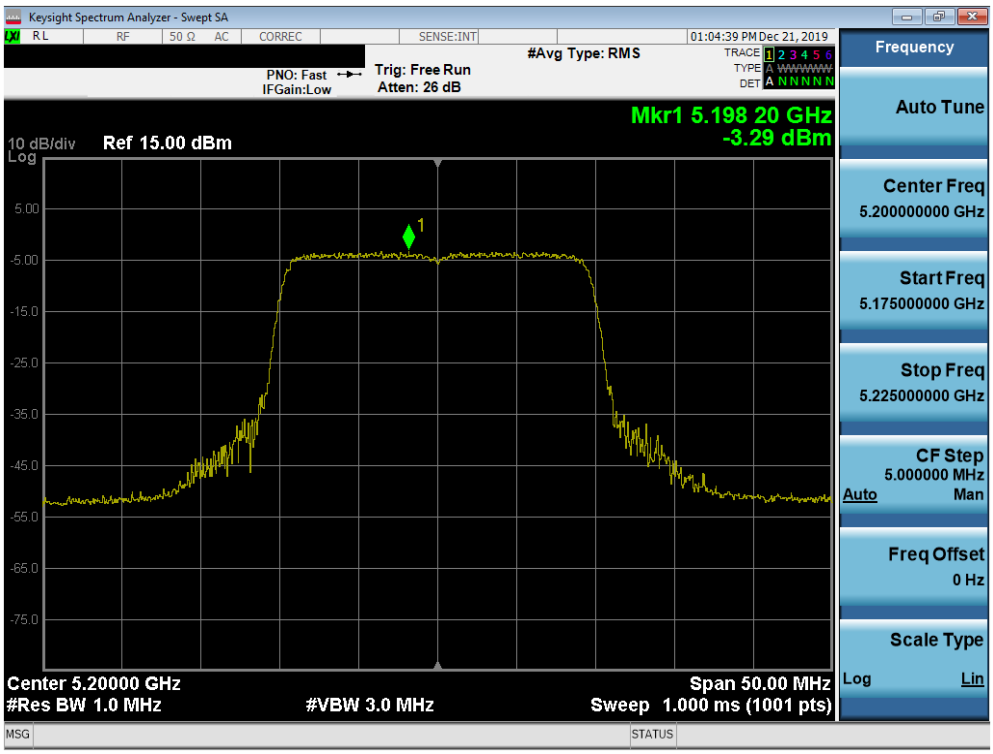


**Plot 7-83. Power Spectral Density Plot SISO ANT1 (20MHz BW 802.11ax – Full Tones (UNII Band 1) – Ch. 40)**


© 2020 PCTEST
All rights reserved. Unless otherwise specified, no part of this report may be reproduced or utilized in any part, form or by any means, electronic or mechanical, including photocopying and microfilm, without permission in writing from PCTEST. If you have any questions about this international copyright or have an enquiry about obtaining additional rights to this report or assembly of contents thereof, please contact INFO@PCTEST.COM.

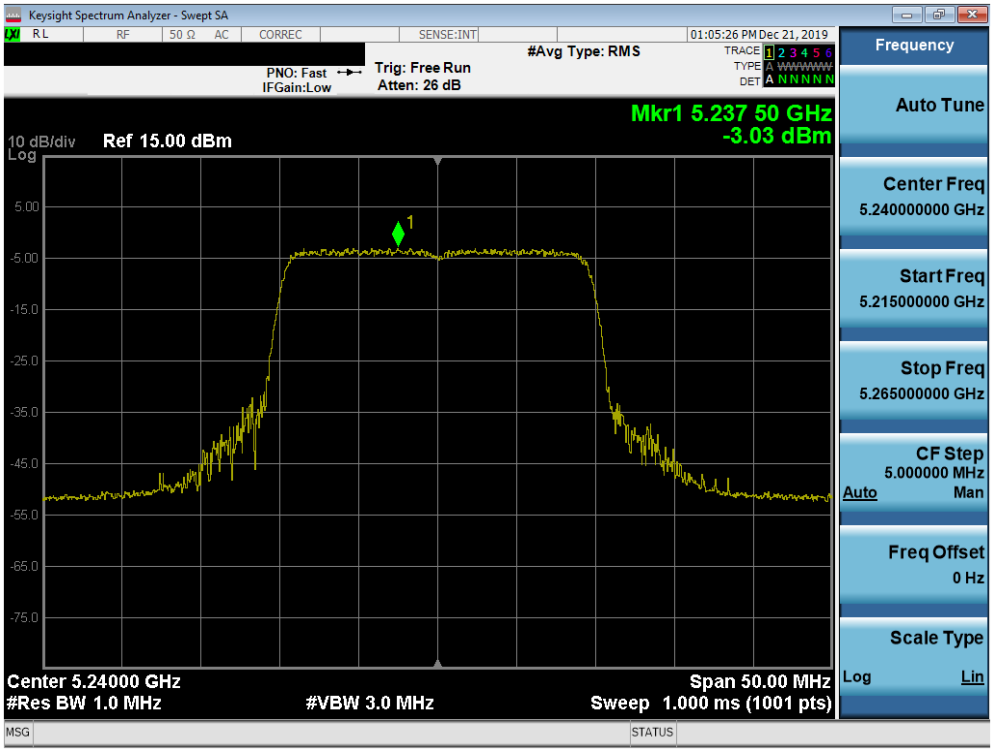


**Plot 7-84. Power Spectral Density Plot SISO ANT1 (20MHz BW 802.11ax – Full Tones (UNII Band 1) – Ch. 48)**

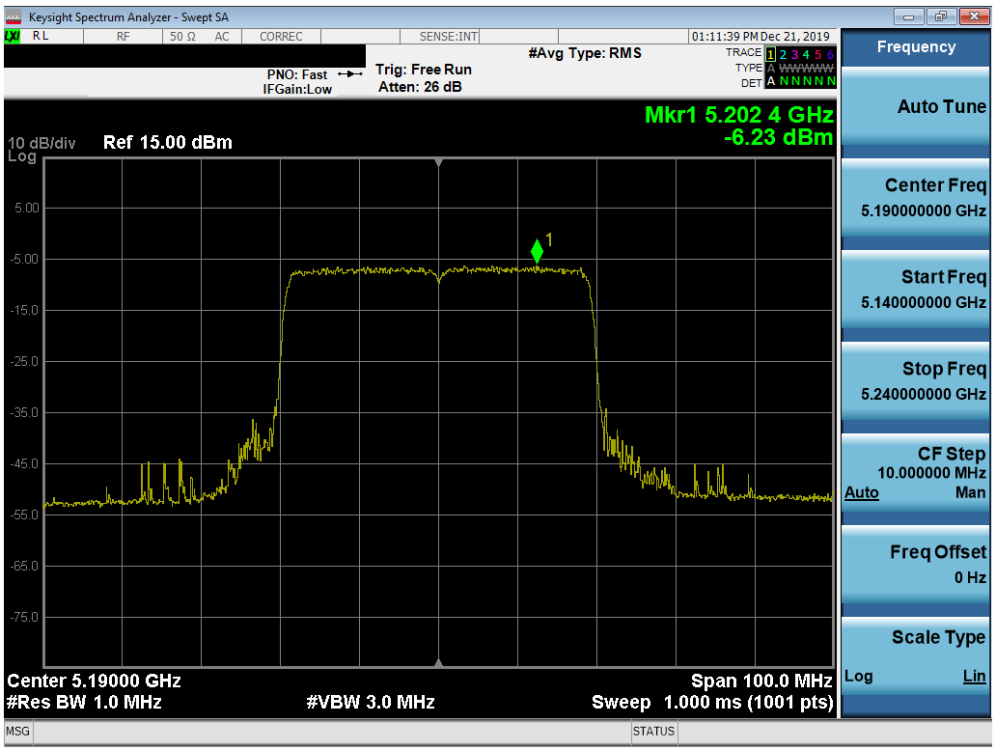


**Plot 7-85. Power Spectral Density Plot SISO ANT1 (40MHz BW 802.11ax – Full Tones (UNII Band 1) – Ch. 38)**




© 2020 PCTEST V 9.0 02/01/2019

All rights reserved. Unless otherwise specified, no part of this report may be reproduced or utilized in any part, form or by any means, electronic or mechanical, including photocopying and microfilm, without permission in writing from PCTEST. If you have any questions about this international copyright or have an enquiry about obtaining additional rights to this report or assembly of contents thereof, please contact INFO@PCTEST.COM.

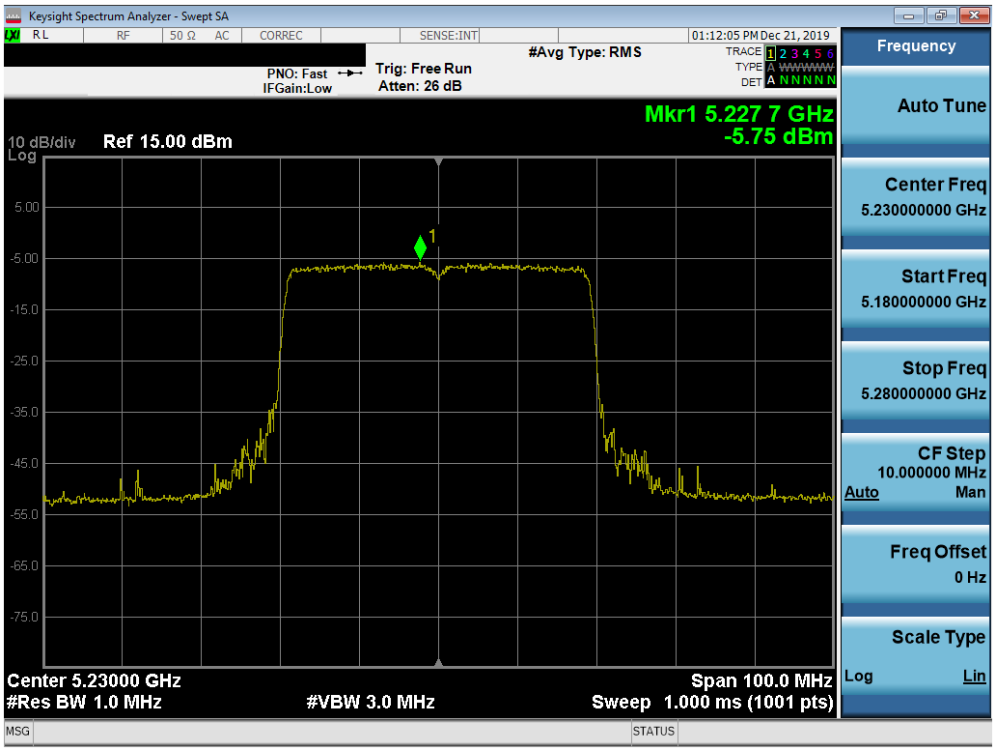


**Plot 7-86. Power Spectral Density Plot SISO ANT1 (40MHz BW 802.11ax – Full Tones (UNII Band 1) – Ch. 46)**

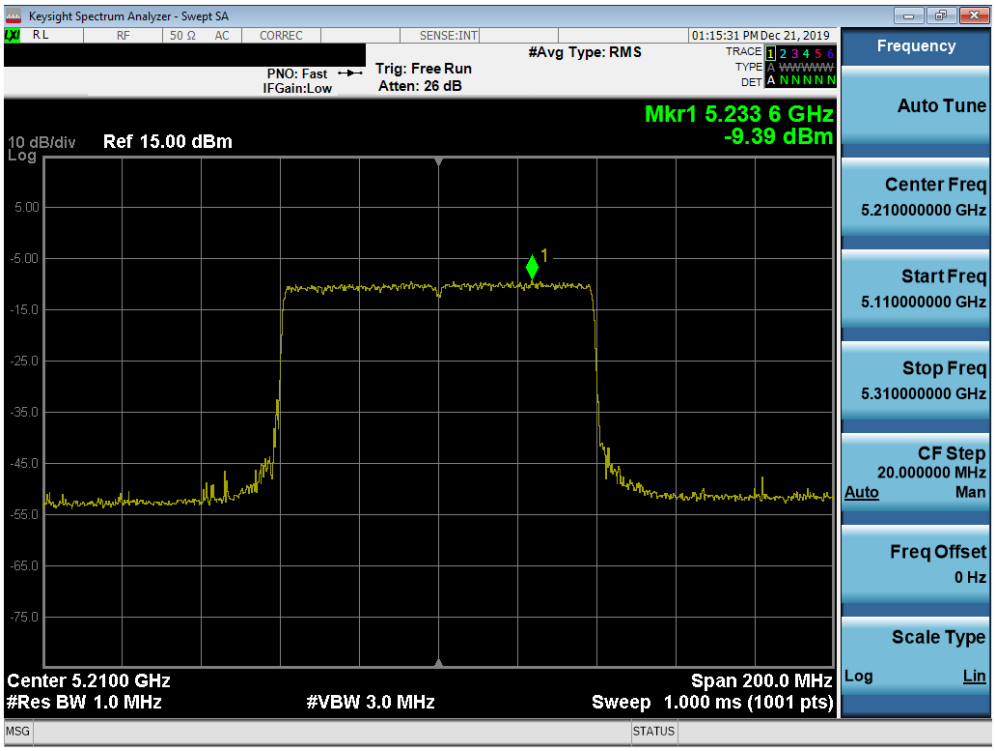


**Plot 7-87. Power Spectral Density Plot SISO ANT1 (80MHz BW 802.11ax – Full Tones (UNII Band 1) – Ch. 42)**



© 2020 PCTEST
All rights reserved. Unless otherwise specified, no part of this report may be reproduced or utilized in any part, form or by any means, electronic or mechanical, including photocopying and microfilm, without permission in writing from PCTEST. If you have any questions about this international copyright or have an enquiry about obtaining additional rights to this report or assembly of contents thereof, please contact INFO@PCTEST.COM.

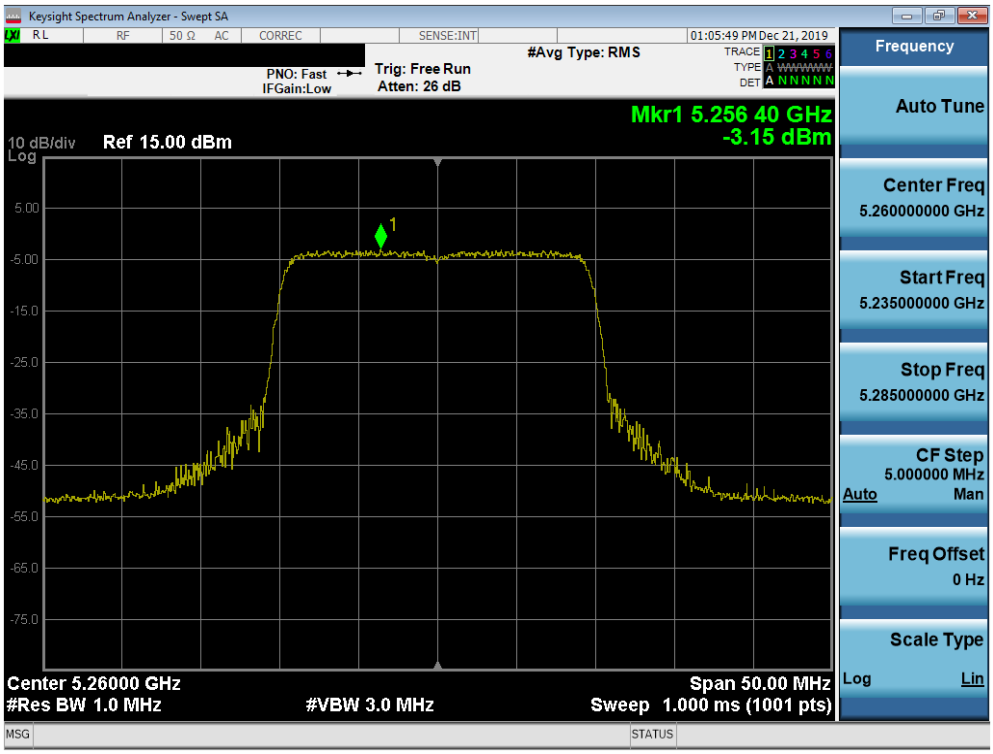


**Plot 7-88. Power Spectral Density Plot SISO ANT1 (20MHz BW 802.11ax – Full Tones (UNII Band 2A) – Ch. 52)**

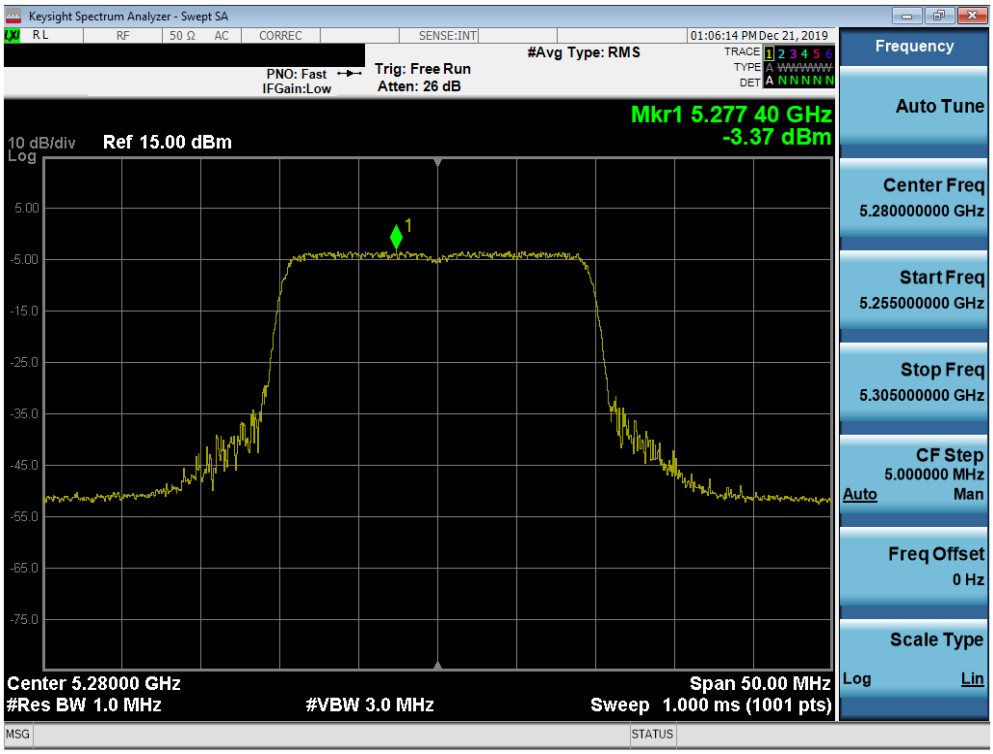


**Plot 7-89. Power Spectral Density Plot SISO ANT1 (20MHz BW 802.11ax – Full Tones (UNII Band 2A) – Ch. 56)**


© 2020 PCTEST
All rights reserved. Unless otherwise specified, no part of this report may be reproduced or utilized in any part, form or by any means, electronic or mechanical, including photocopying and microfilm, without permission in writing from PCTEST. If you have any questions about this international copyright or have an enquiry about obtaining additional rights to this report or assembly of contents thereof, please contact INFO@PCTEST.COM.

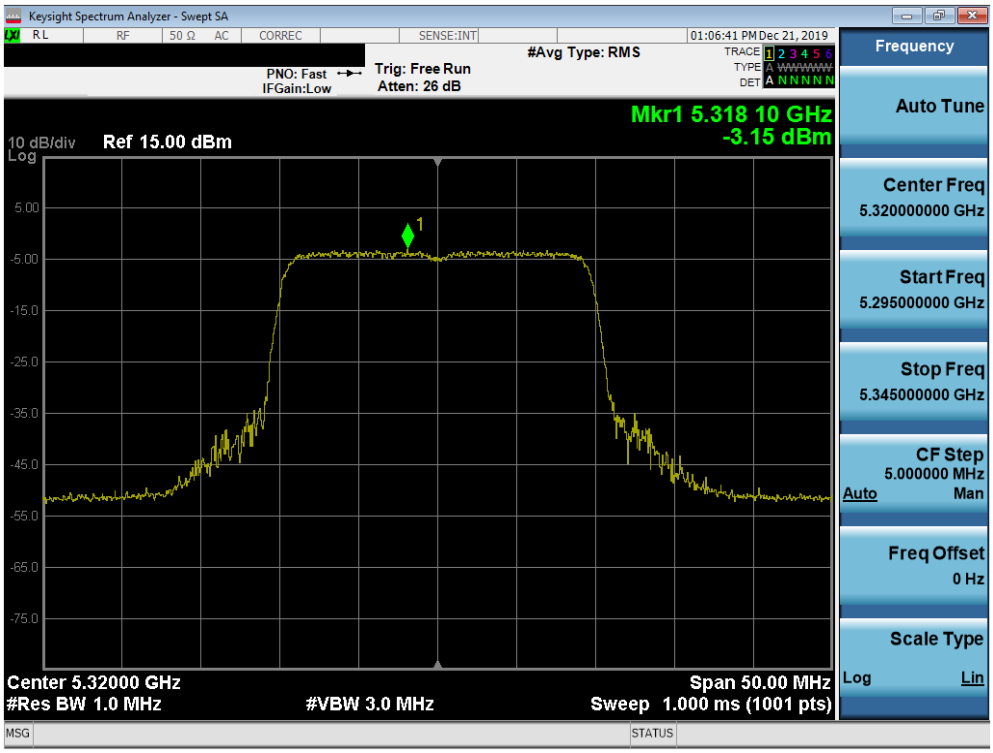


**Plot 7-90. Power Spectral Density Plot SISO ANT1 (20MHz BW 802.11ax – Full Tones (UNII Band 2A) – Ch. 64)**

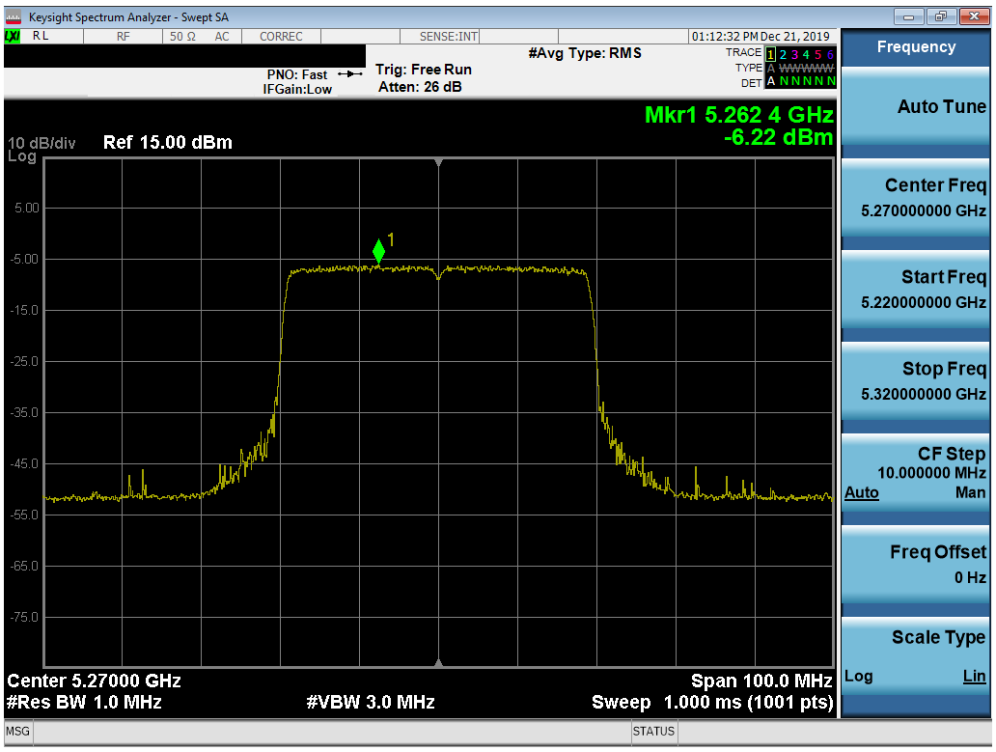


**Plot 7-91. Power Spectral Density Plot SISO ANT1 (40MHz BW 802.11ax – Full Tones (UNII Band 2A) – Ch. 54)**


© 2020 PCTEST
All rights reserved. Unless otherwise specified, no part of this report may be reproduced or utilized in any part, form or by any means, electronic or mechanical, including photocopying and microfilm, without permission in writing from PCTEST. If you have any questions about this international copyright or have an enquiry about obtaining additional rights to this report or assembly of contents thereof, please contact INFO@PCTEST.COM.

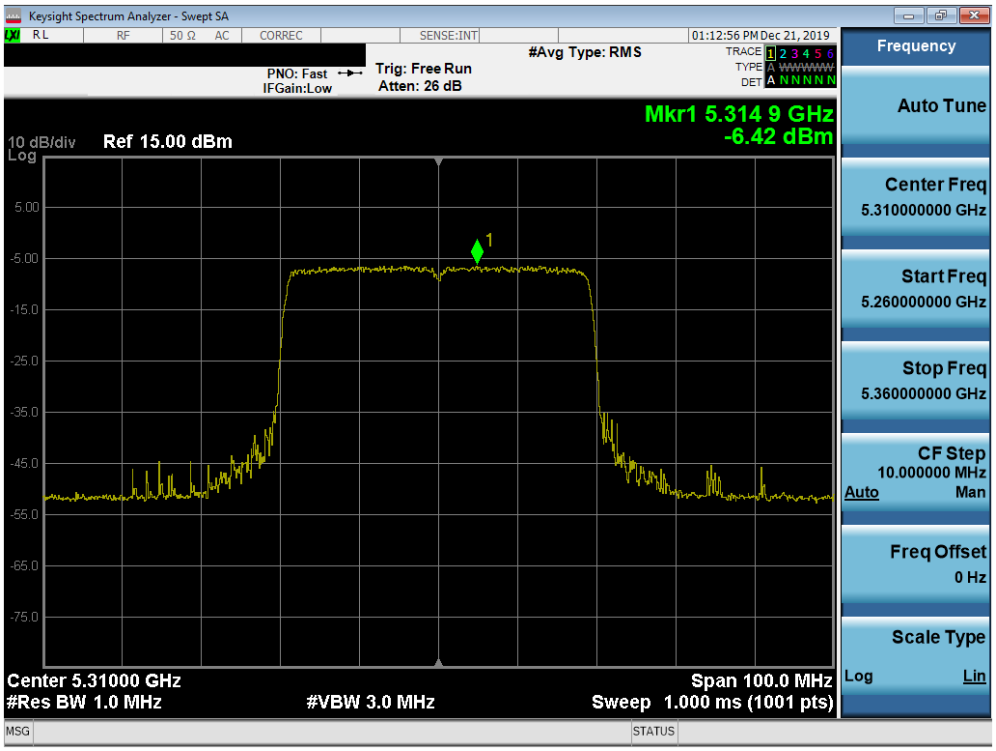


**Plot 7-92. Power Spectral Density Plot SISO ANT1 (40MHz BW 802.11ax – Full Tones (UNII Band 2A) – Ch. 62)**

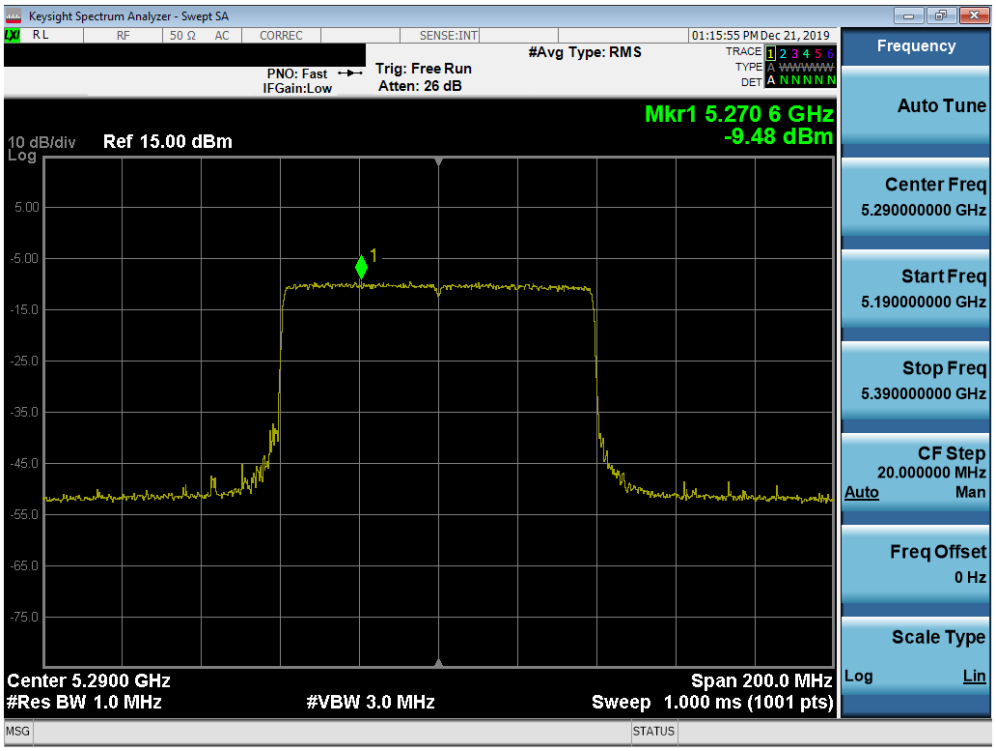


**Plot 7-93. Power Spectral Density Plot SISO ANT1 (80MHz BW 802.11ax – Full Tones (UNII Band 2A) – Ch. 58)**


© 2020 PCTEST
All rights reserved. Unless otherwise specified, no part of this report may be reproduced or utilized in any part, form or by any means, electronic or mechanical, including photocopying and microfilm, without permission in writing from PCTEST. If you have any questions about this international copyright or have an enquiry about obtaining additional rights to this report or assembly of contents thereof, please contact INFO@PCTEST.COM.

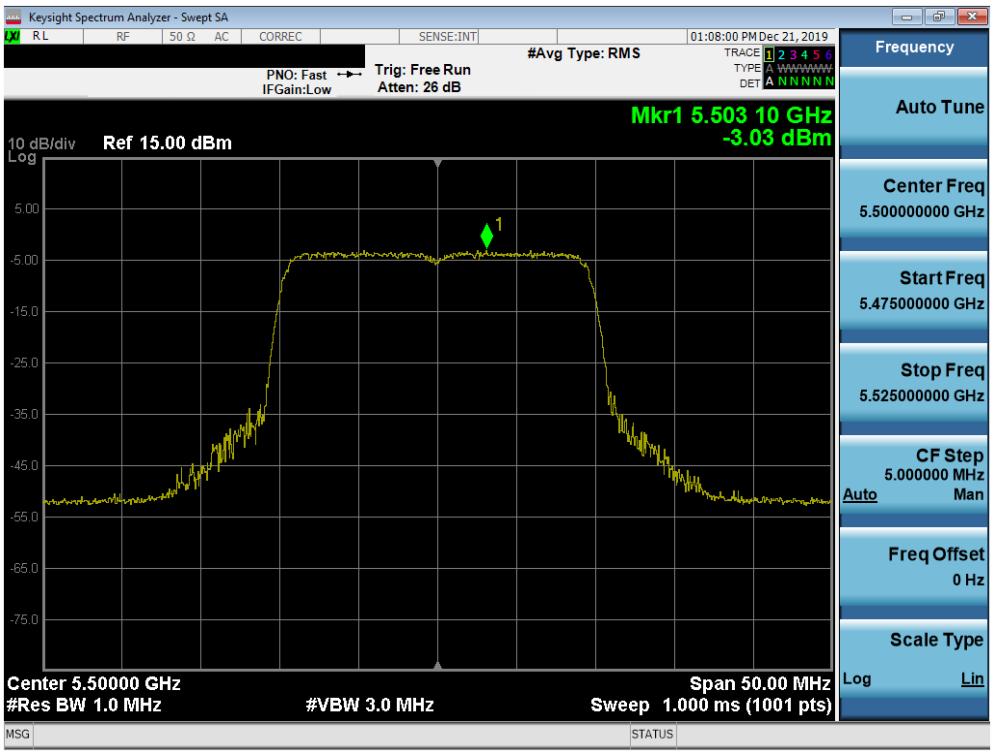


**Plot 7-94. Power Spectral Density Plot SISO ANT1 (20MHz BW 802.11ax – Full Tones (UNII Band 2C) – Ch. 100)**

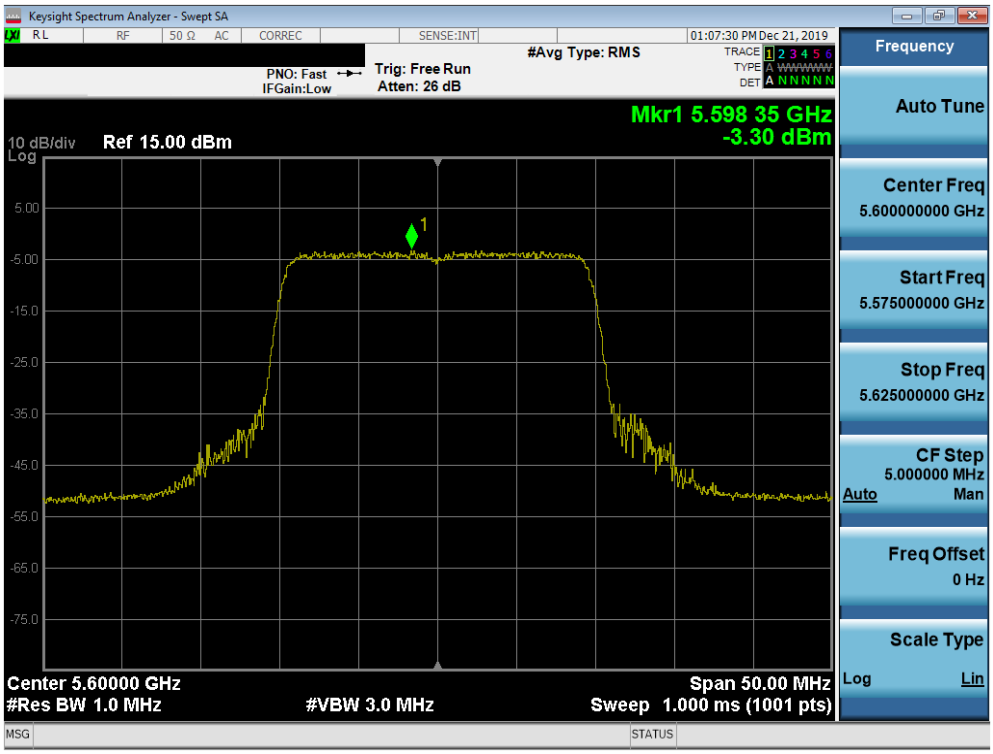


**Plot 7-95. Power Spectral Density Plot SISO ANT1 (20MHz BW 802.11ax – Full Tones (UNII Band 2C) – Ch. 120)**


© 2020 PCTEST
All rights reserved. Unless otherwise specified, no part of this report may be reproduced or utilized in any part, form or by any means, electronic or mechanical, including photocopying and microfilm, without permission in writing from PCTEST. If you have any questions about this international copyright or have an enquiry about obtaining additional rights to this report or assembly of contents thereof, please contact INFO@PCTEST.COM.

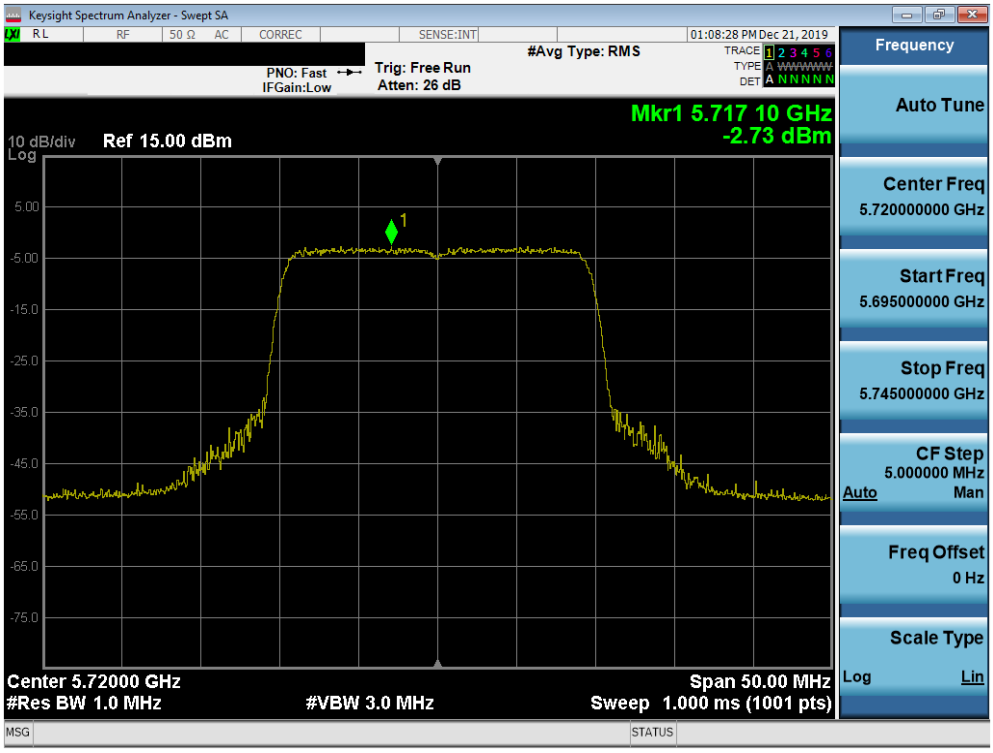


**Plot 7-96. Power Spectral Density Plot SISO ANT1 (20MHz BW 802.11ax – Full Tones (UNII Band 2C) – Ch. 144)**

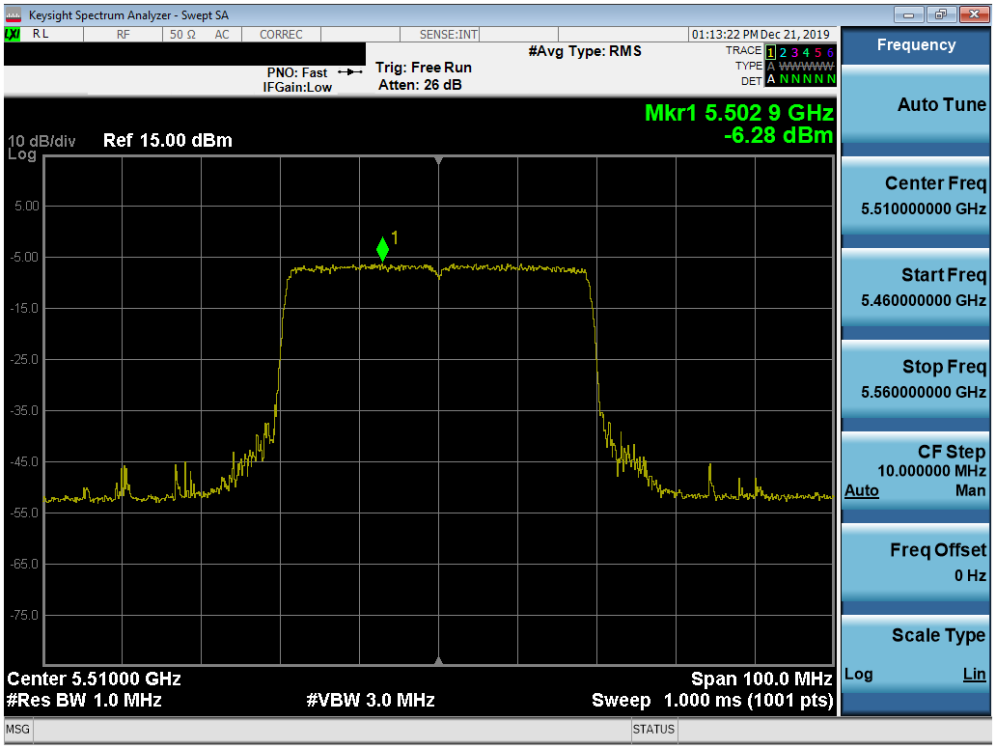


**Plot 7-97. Power Spectral Density Plot SISO ANT1 (40MHz BW 802.11ax – Full Tones (UNII Band 2C) – Ch. 102)**




© 2020 PCTEST V 9.0 02/01/2019

All rights reserved. Unless otherwise specified, no part of this report may be reproduced or utilized in any part, form or by any means, electronic or mechanical, including photocopying and microfilm, without permission in writing from PCTEST. If you have any questions about this international copyright or have an enquiry about obtaining additional rights to this report or assembly of contents thereof, please contact INFO@PCTEST.COM.

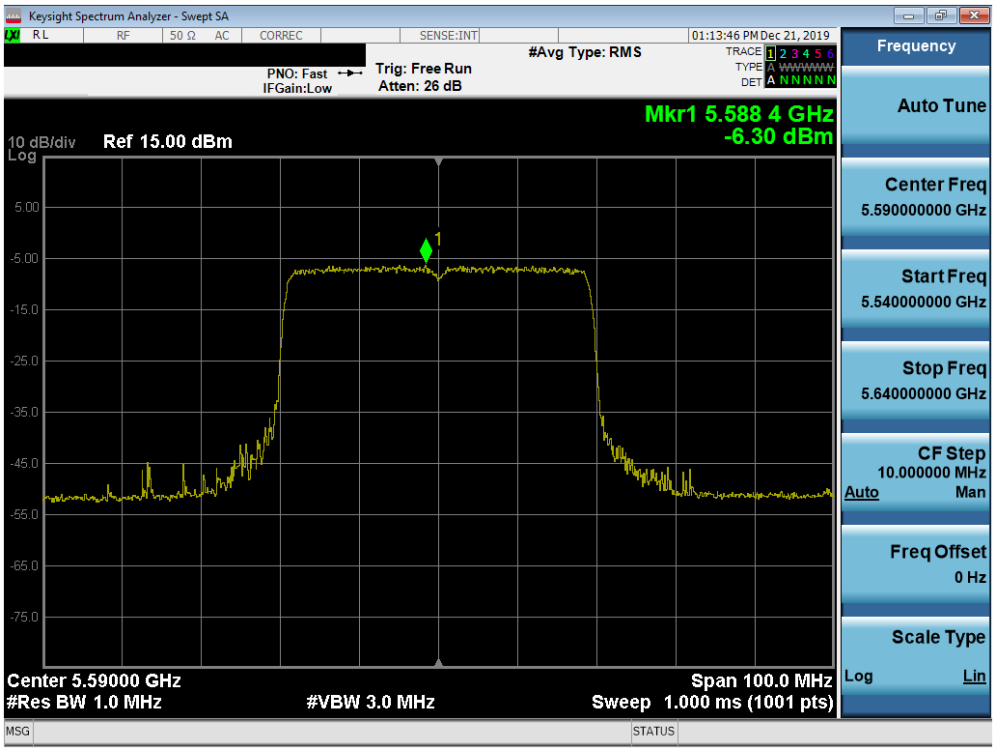


**Plot 7-98. Power Spectral Density Plot SISO ANT1 (40MHz BW 802.11ax – Full Tones (UNII Band 2C) – Ch. 118)**

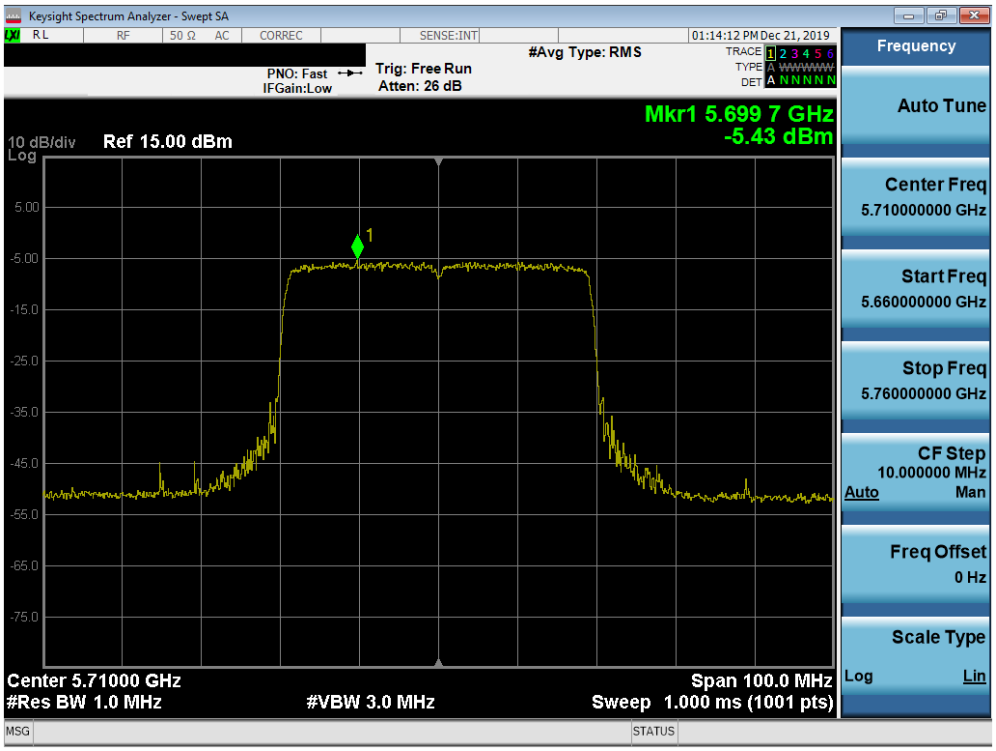


**Plot 7-99. Power Spectral Density Plot SISO ANT1 (40MHz BW 802.11ax – Full Tones (UNII Band 2C) – Ch. 142)**




© 2020 PCTEST V 9.0 02/01/2019
All rights reserved. Unless otherwise specified, no part of this report may be reproduced or utilized in any part, form or by any means, electronic or mechanical, including photocopying and microfilm, without permission in writing from PCTEST. If you have any questions about this international copyright or have an enquiry about obtaining additional rights to this report or assembly of contents thereof, please contact INFO@PCTEST.COM.

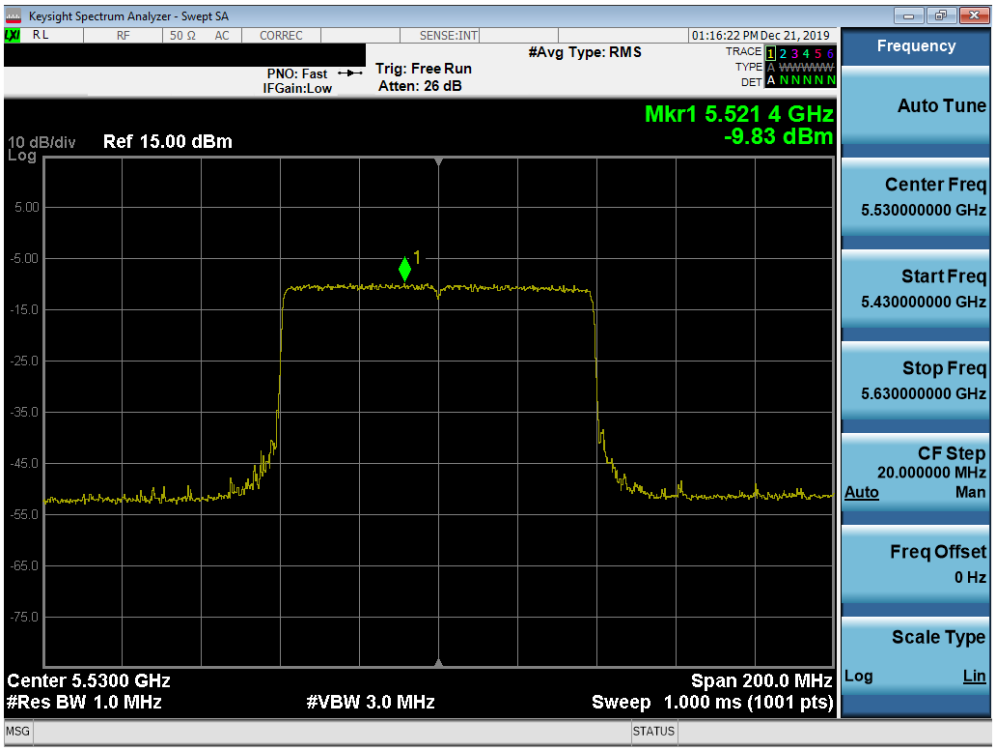


**Plot 7-100. Power Spectral Density Plot SISO ANT1 (80MHz BW 802.11ax – Full Tones (UNII Band 2C) – Ch. 106)**

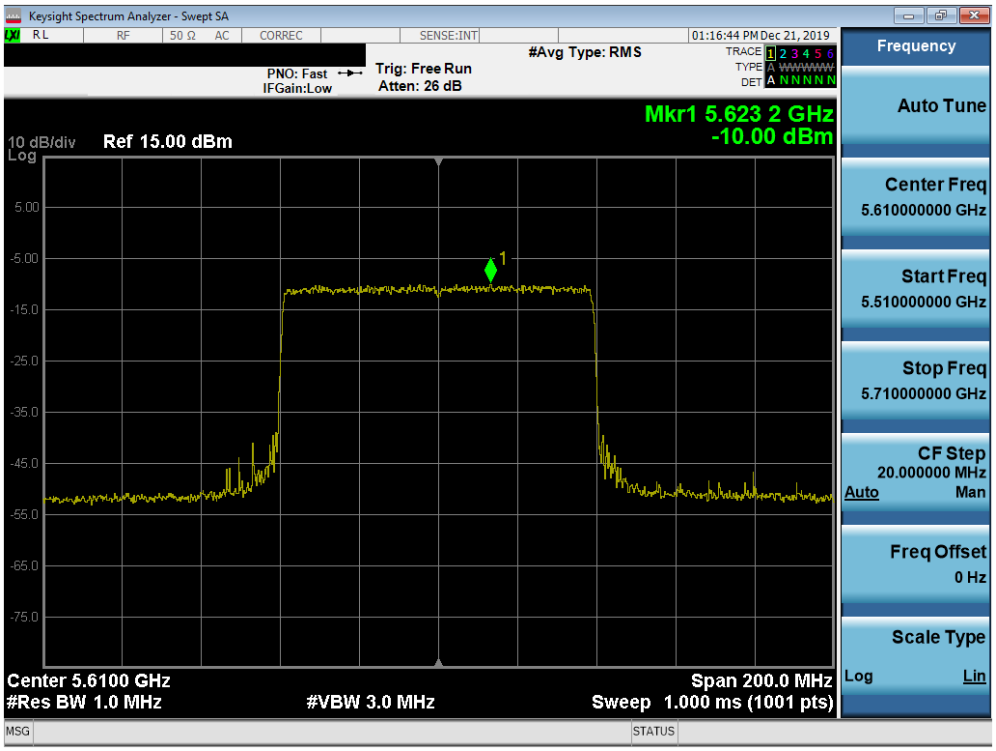


**Plot 7-101. Power Spectral Density Plot SISO ANT1 (80MHz BW 802.11ax – Full Tones (UNII Band 2C) – Ch. 122)**



© 2020 PCTEST
All rights reserved. Unless otherwise specified, no part of this report may be reproduced or utilized in any part, form or by any means, electronic or mechanical, including photocopying and microfilm, without permission in writing from PCTEST. If you have any questions about this international copyright or have an enquiry about obtaining additional rights to this report or assembly of contents thereof, please contact INFO@PCTEST.COM.

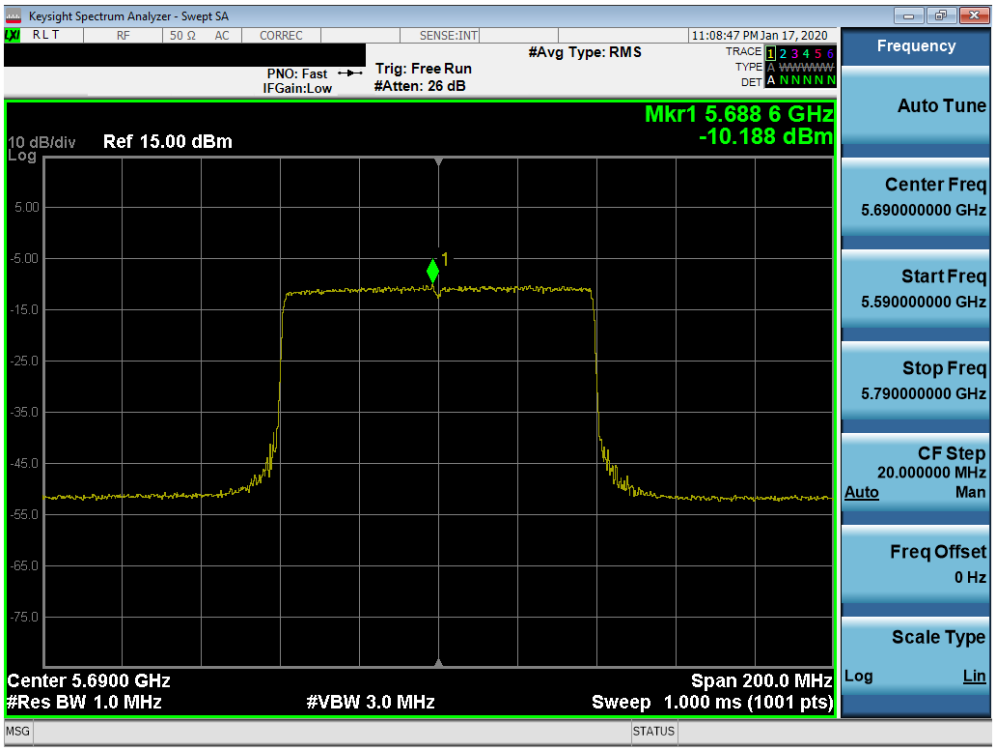


**Plot 7-102. Power Spectral Density Plot SISO ANT1 (80MHz BW 802.11ax – Full Tones (UNII Band 2C) – Ch. 138)**



All rights reserved. Unless otherwise specified, no part of this report may be reproduced or utilized in any part, form or by any means, electronic or mechanical, including photocopying and microfilm, without permission in writing from PCTEST. If you have any questions about this international copyright or have an enquiry about obtaining additional rights to this report or assembly of contents thereof, please contact INFO@PCTEST.COM.

| | Frequency [MHz] | Channel No. | 802.11 Mode | Tones | Data Rate [Mbps] | Measured Power Density [dBm] | Max Permissible Power Density | Margin [dB] |
|---|---|---|---|---|---|---|---|---|
| Band 3 | 5745 | 149 | ax (20MHz) | 242T | MCS0 | -5.50 | 30.00 | -35.50 |
| | 5785 | 157 | ax (20MHz) | 242T | MCS0 | -5.51 | 30.00 | -35.51 |
| | 5825 | 165 | ax (20MHz) | 242T | MCS0 | -5.53 | 30.00 | -35.53 |
| | 5755 | 151 | ax (40MHz) | 484T | MCS0 | -8.50 | 30.00 | -38.50 |
| | 5795 | 159 | ax (40MHz) | 484T | MCS0 | -8.35 | 30.00 | -38.35 |
| | 5775 | 155 | ax (80MHz) | 996T | MCS0 | -9.00 | 30.00 | -39.00 |

**Table 7-54. Band 3 Conducted Power Spectral Density Measurements SISO ANT1 (Full Tones)**



© 2020 PCTEST V 9.0 02/01/2019
All rights reserved. Unless otherwise specified, no part of this report may be reproduced or utilized in any part, form or by any means, electronic or mechanical, including photocopying and microfilm, without permission in writing from PCTEST. If you have any questions about this international copyright or have an enquiry about obtaining additional rights to this report or assembly of contents thereof, please contact INFO@PCTEST.COM.

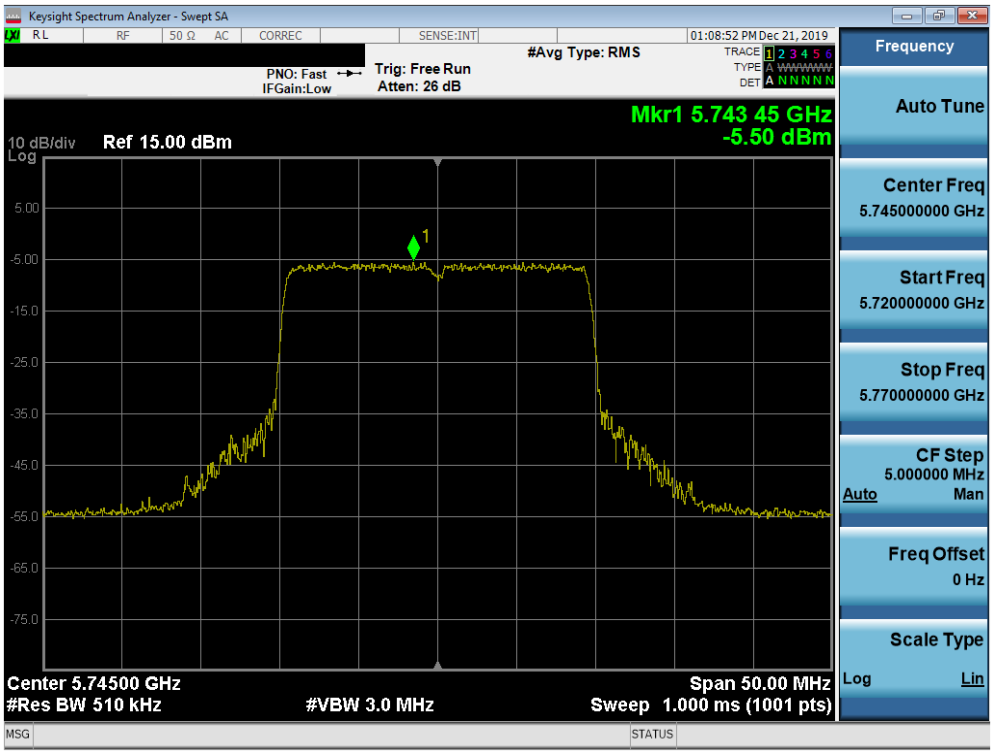


**Plot 7-103. Power Spectral Density Plot SISO ANT1 (20MHz BW 802.11ax – Full Tones (UNII Band 3) – Ch. 149)**

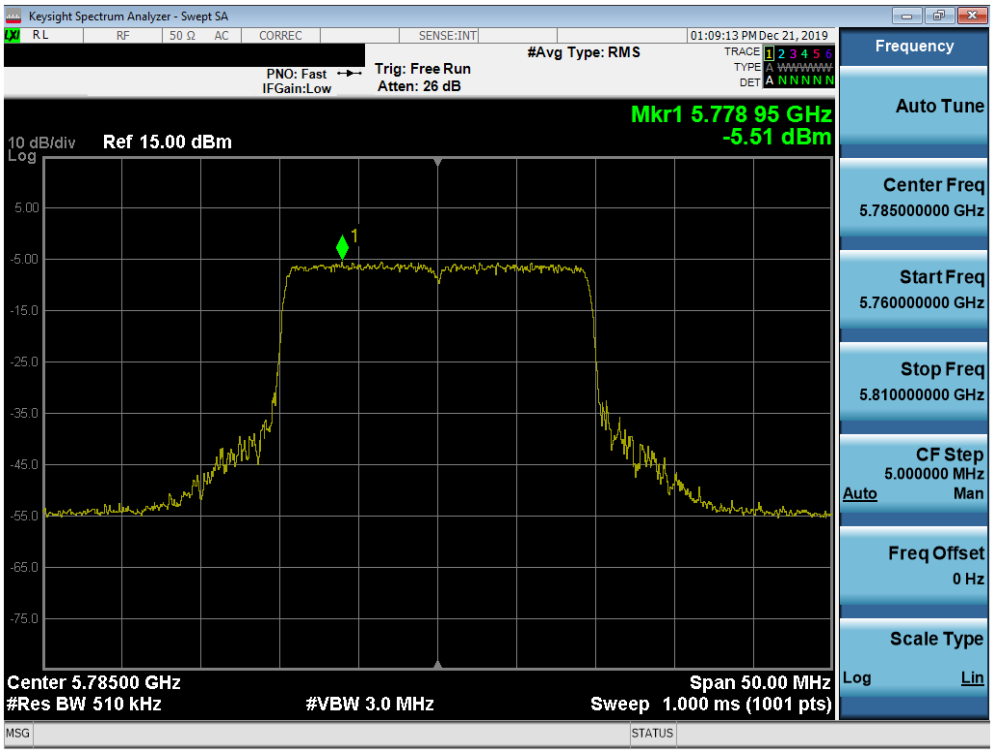


**Plot 7-104. Power Spectral Density Plot SISO ANT1 (20MHz BW 802.11ax – Full Tones (UNII Band 3) – Ch. 157)**



© 2020 PCTEST
All rights reserved. Unless otherwise specified, no part of this report may be reproduced or utilized in any part, form or by any means, electronic or mechanical, including photocopying and microfilm, without permission in writing from PCTEST. If you have any questions about this international copyright or have an enquiry about obtaining additional rights to this report or assembly of contents thereof, please contact INFO@PCTEST.COM.

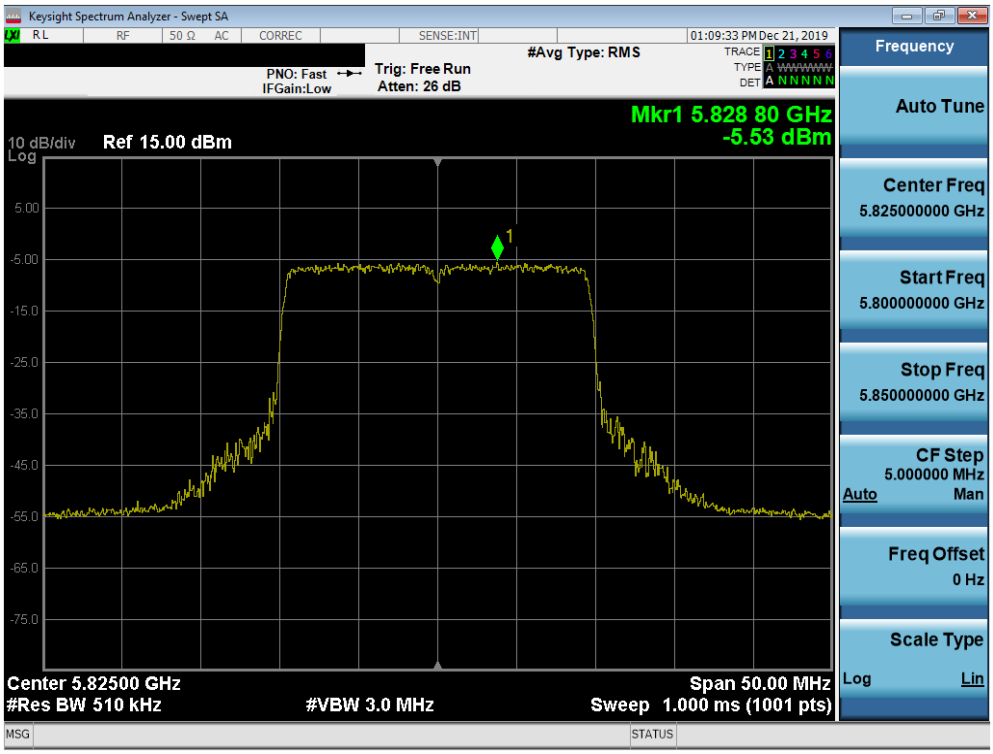


**Plot 7-105. Power Spectral Density Plot SISO ANT1 (20 MHz BW 802.11ax – Full Tones (UNII Band 3) – Ch. 165)**

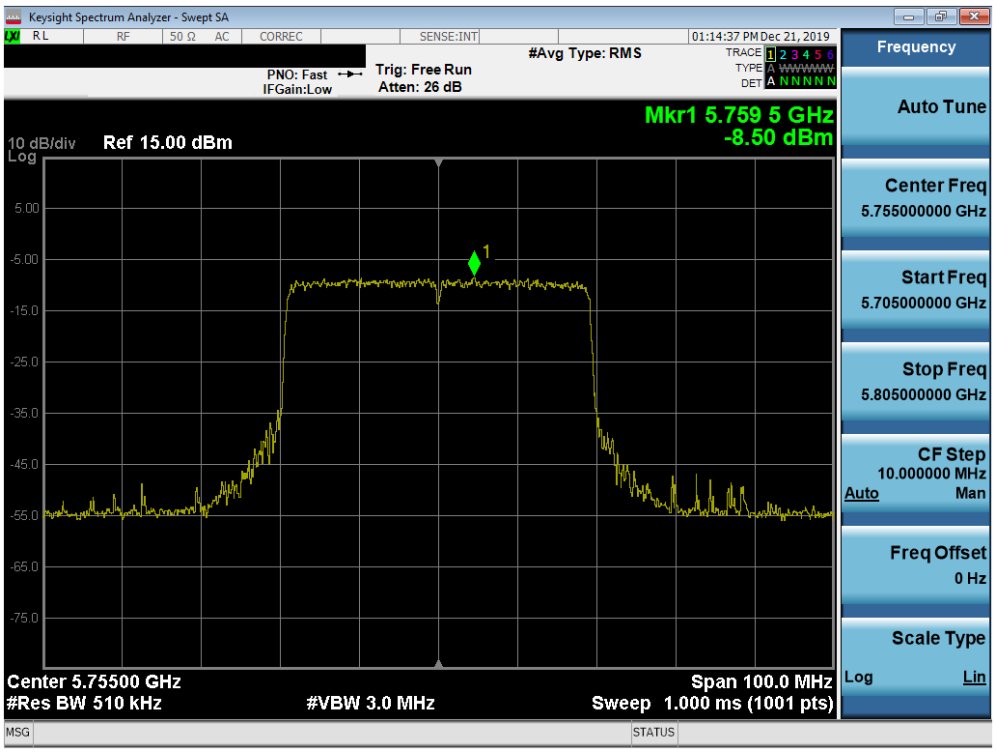


**Plot 7-106. Power Spectral Density Plot SISO ANT1 (40MHz BW 802.11ax – Full Tones (UNII Band 3) – Ch. 151)**


© 2020 PCTEST
All rights reserved. Unless otherwise specified, no part of this report may be reproduced or utilized in any part, form or by any means, electronic or mechanical, including photocopying and microfilm, without permission in writing from PCTEST. If you have any questions about this international copyright or have an enquiry about obtaining additional rights to this report or assembly of contents thereof, please contact INFO@PCTEST.COM.

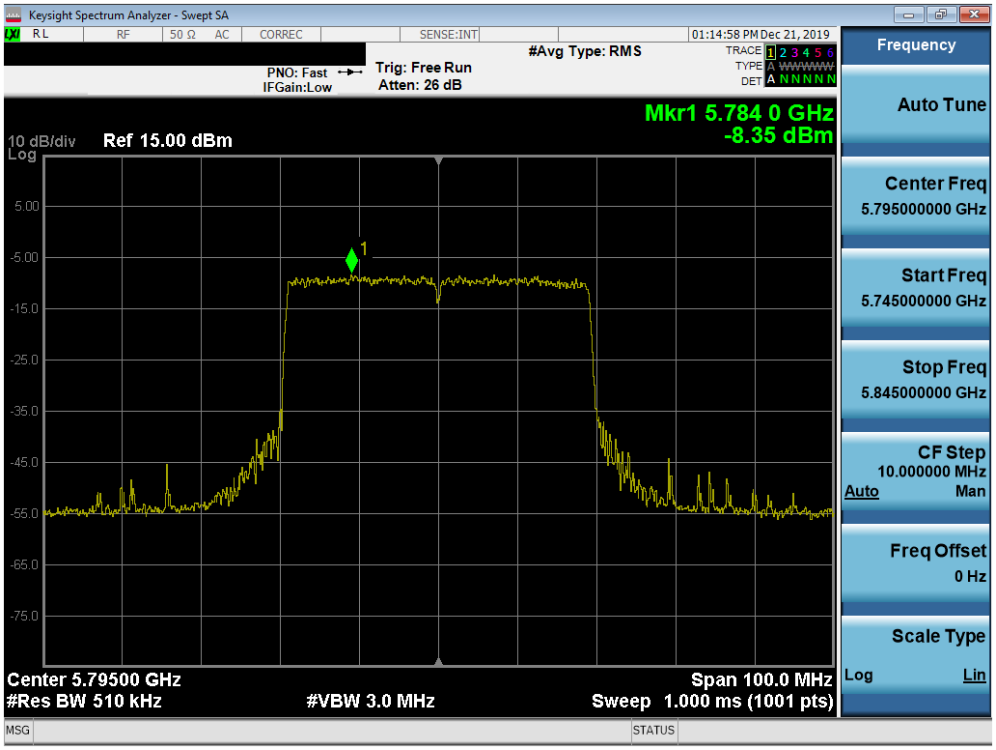


**Plot 7-107. Power Spectral Density Plot SISO ANT1 (40MHz BW 802.11ax – Full Tones (UNII Band 3) – Ch. 159)**

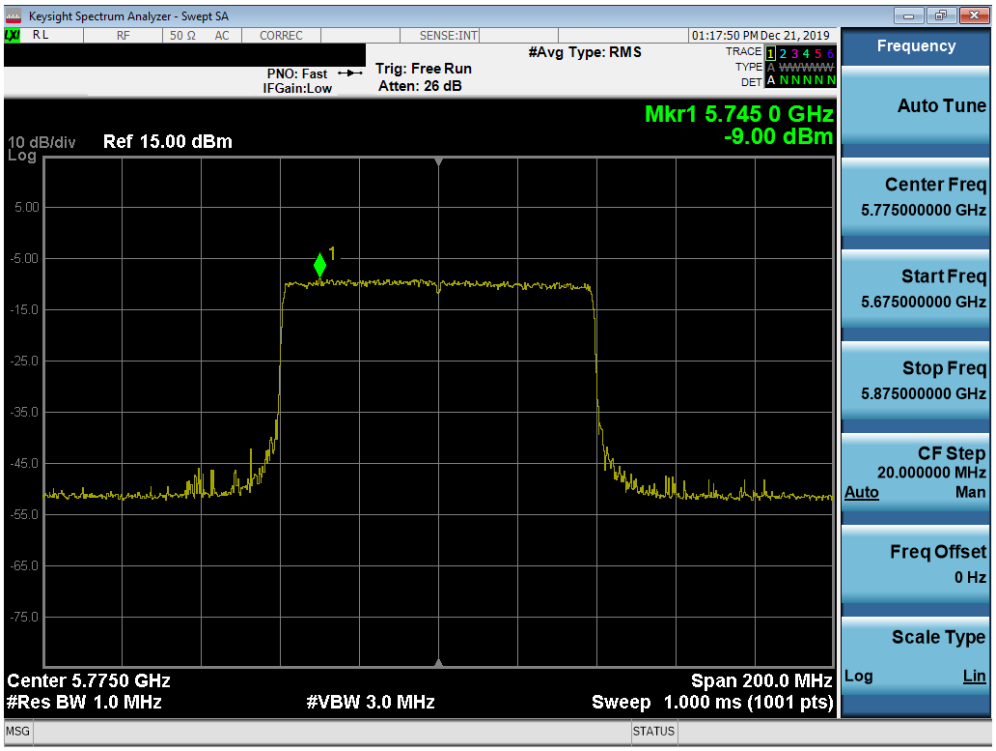


**Plot 7-108. Power Spectral Density Plot SISO ANT1 (80MHz BW 802.11ax – Full Tones (UNII Band 3) – Ch. 155)**



© 2020 PCTEST
All rights reserved. Unless otherwise specified, no part of this report may be reproduced or utilized in any part, form or by any means, electronic or mechanical, including photocopying and microfilm, without permission in writing from PCTEST. If you have any questions about this international copyright or have an enquiry about obtaining additional rights to this report or assembly of contents thereof, please contact INFO@PCTEST.COM.

## SISO Antenna-2 Power Spectral Density Measurements (26 Tones)

| | Frequency [MHz] | Channel No. | 802.11 Mode | Tones | Data Rate [Mbps] | Measured Power Density [dBm] | Max Power Density [dBm/MHz] | Margin [dB] |
|---|---|---|---|---|---|---|---|---|
| Band 1 | 5180 | 36 | ax (20MHz) | 26T | MCS0 | 4.72 | 11.0 | -6.28 |
| | 5200 | 40 | ax (20MHz) | 26T | MCS0 | 5.08 | 11.0 | -5.92 |
| | 5240 | 48 | ax (20MHz) | 26T | MCS0 | 5.55 | 11.0 | -5.45 |
| | 5190 | 38 | ax (40MHz) | 26T | MCS0 | 6.22 | 11.0 | -4.78 |
| | 5230 | 46 | ax (40MHz) | 26T | MCS0 | 6.39 | 11.0 | -4.61 |
| | 5210 | 42 | ax (80MHz) | 26T | MCS0 | 4.96 | 11.0 | -6.04 |
| Band 2A | 5260 | 52 | ax (20MHz) | 26T | MCS0 | 6.64 | 11.0 | -4.37 |
| | 5280 | 56 | ax (20MHz) | 26T | MCS0 | 5.45 | 11.0 | -5.55 |
| | 5320 | 64 | ax (20MHz) | 26T | MCS0 | 6.41 | 11.0 | -4.59 |
| | 5270 | 54 | ax (40MHz) | 26T | MCS0 | 6.48 | 11.0 | -4.52 |
| | 5310 | 62 | ax (40MHz) | 26T | MCS0 | 6.76 | 11.0 | -4.24 |
| | 5290 | 58 | ax (80MHz) | 26T | MCS0 | 5.72 | 11.0 | -5.28 |
| Band 2C | 5500 | 100 | ax (20MHz) | 26T | MCS0 | 5.74 | 11.0 | -5.26 |
| | 5600 | 120 | ax (20MHz) | 26T | MCS0 | 4.85 | 11.0 | -6.15 |
| | 5720 | 144 | ax (20MHz) | 26T | MCS0 | 5.74 | 11.0 | -5.26 |
| | 5510 | 102 | ax (40MHz) | 26T | MCS0 | 6.59 | 11.0 | -4.41 |
| | 5590 | 118 | ax (40MHz) | 26T | MCS0 | 5.48 | 11.0 | -5.52 |
| | 5710 | 142 | ax (40MHz) | 26T | MCS0 | 6.70 | 11.0 | -4.30 |
| | 5530 | 106 | ax (80MHz) | 26T | MCS0 | 4.57 | 11.0 | -6.43 |
| | 5610 | 122 | ax (80MHz) | 26T | MCS0 | 4.95 | 11.0 | -6.05 |
| | 5690 | 138 | ax (80MHz) | 26T | MCS0 | 5.80 | 11.0 | -5.20 |

**Table 7-55. Conducted Power Spectral Density Measurements SISO ANT2 (26 Tones)**




© 2020 PCTEST V 9.0 02/01/2019

All rights reserved. Unless otherwise specified, no part of this report may be reproduced or utilized in any part, form or by any means, electronic or mechanical, including photocopying and microfilm, without permission in writing from PCTEST. If you have any questions about this international copyright or have an enquiry about obtaining additional rights to this report or assembly of contents thereof, please contact INFO@PCTEST.COM.

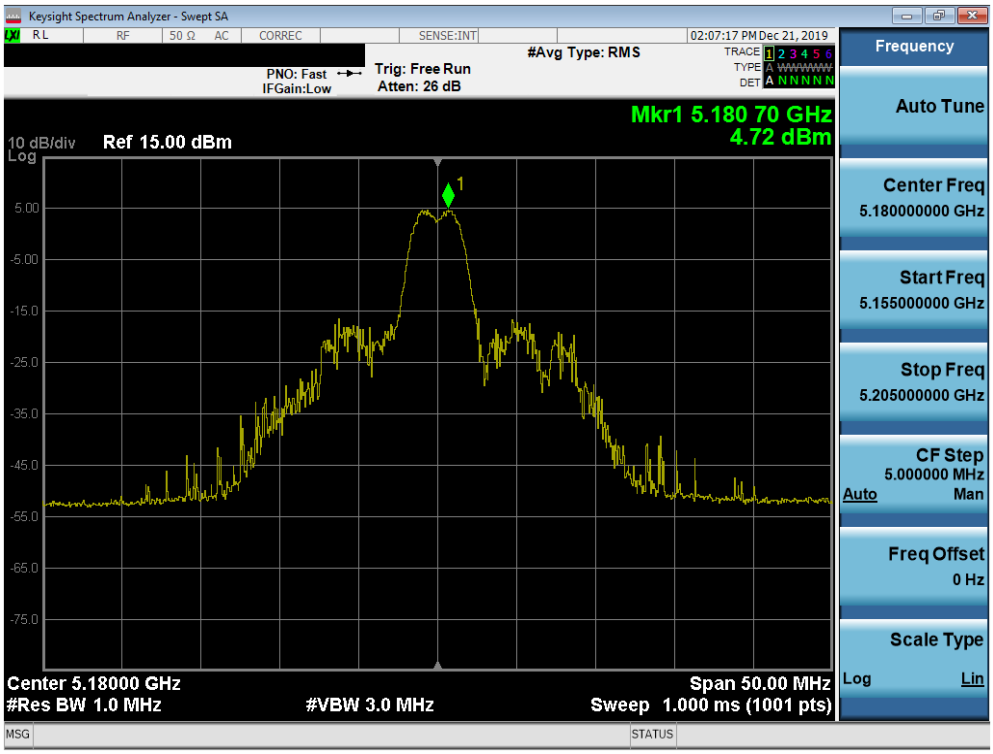


**Plot 7-109. Power Spectral Density Plot SISO ANT2 (20MHz BW 802.11ax – 26 Tones (UNII Band 1) – Ch. 36)**

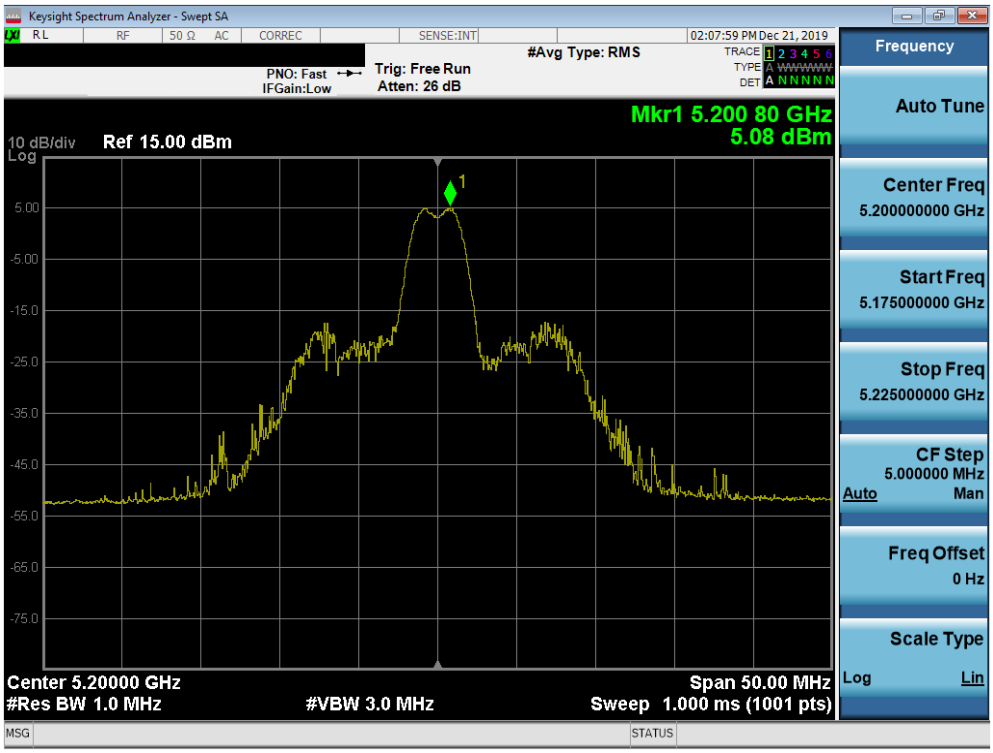


**Plot 7-110. Power Spectral Density Plot SISO ANT2 (20MHz BW 802.11ax – 26 Tones (UNII Band 1) – Ch. 40)**


© 2020 PCTEST
All rights reserved. Unless otherwise specified, no part of this report may be reproduced or utilized in any part, form or by any means, electronic or mechanical, including photocopying and microfilm, without permission in writing from PCTEST. If you have any questions about this international copyright or have an enquiry about obtaining additional rights to this report or assembly of contents thereof, please contact INFO@PCTEST.COM.

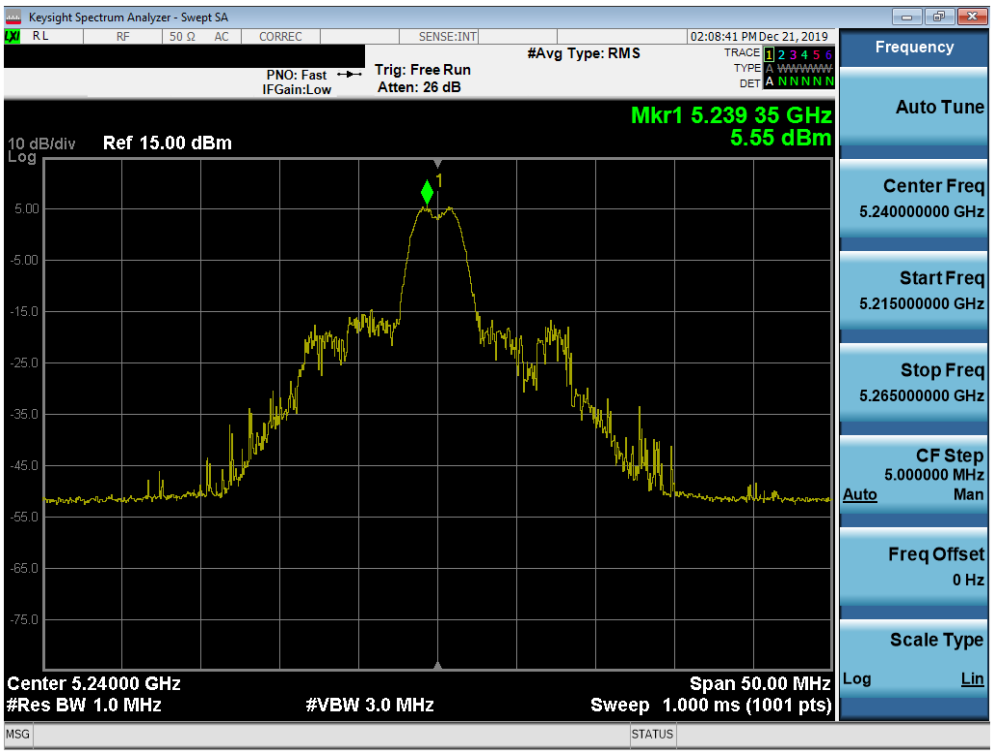


**Plot 7-111. Power Spectral Density Plot SISO ANT2 (20MHz BW 802.11ax – 26 Tones (UNII Band 1) – Ch. 48)**

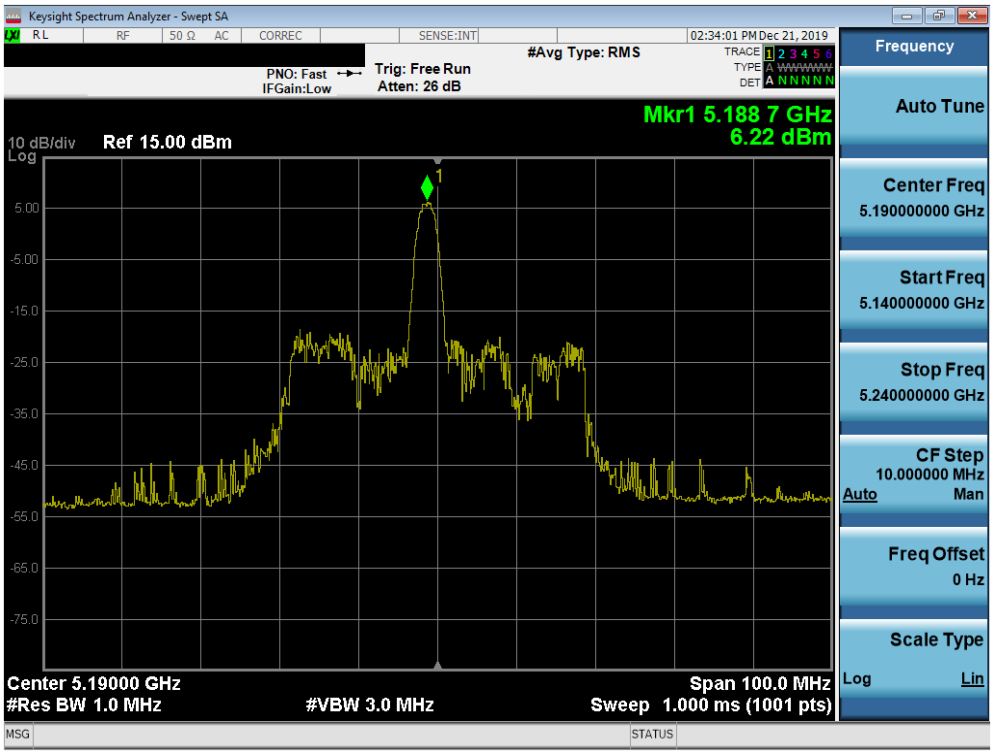


**Plot 7-112. Power Spectral Density Plot SISO ANT2 (40MHz BW 802.11ax – 26 Tones (UNII Band 1) – Ch. 38)**



© 2020 PCTEST V 9.0 02/01/2019
All rights reserved. Unless otherwise specified, no part of this report may be reproduced or utilized in any part, form or by any means, electronic or mechanical, including photocopying and microfilm, without permission in writing from PCTEST. If you have any questions about this international copyright or have an enquiry about obtaining additional rights to this report or assembly of contents thereof, please contact INFO@PCTEST.COM.

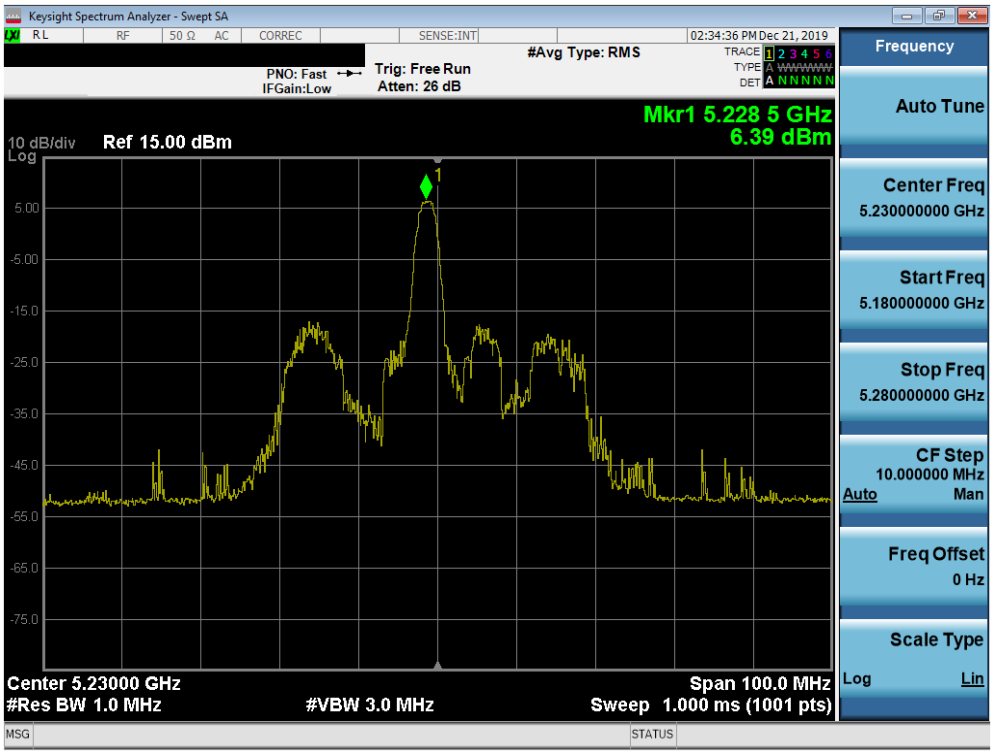


**Plot 7-113. Power Spectral Density Plot SISO ANT2 (40MHz BW 802.11ax – 26 Tones (UNII Band 1) – Ch. 46)**

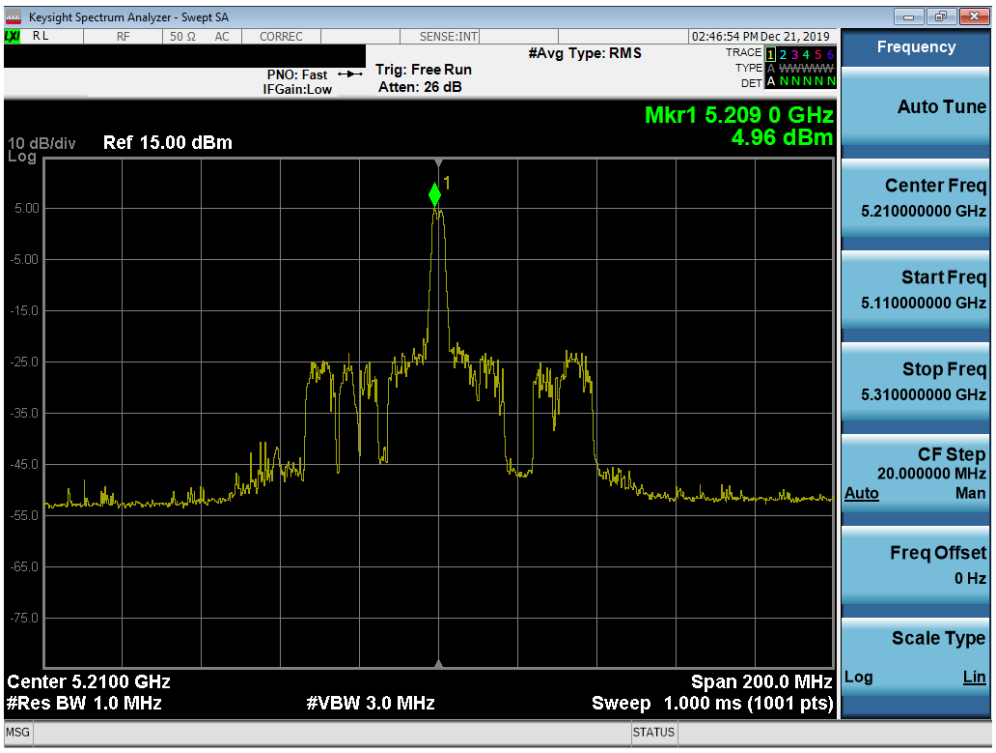


**Plot 7-114. Power Spectral Density Plot SISO ANT2 (80MHz BW 802.11ax – 26 Tones (UNII Band 1) – Ch. 42)**




© 2020 PCTEST V 9.0 02/01/2019
All rights reserved. Unless otherwise specified, no part of this report may be reproduced or utilized in any part, form or by any means, electronic or mechanical, including photocopying and microfilm, without permission in writing from PCTEST. If you have any questions about this international copyright or have an enquiry about obtaining additional rights to this report or assembly of contents thereof, please contact INFO@PCTEST.COM.

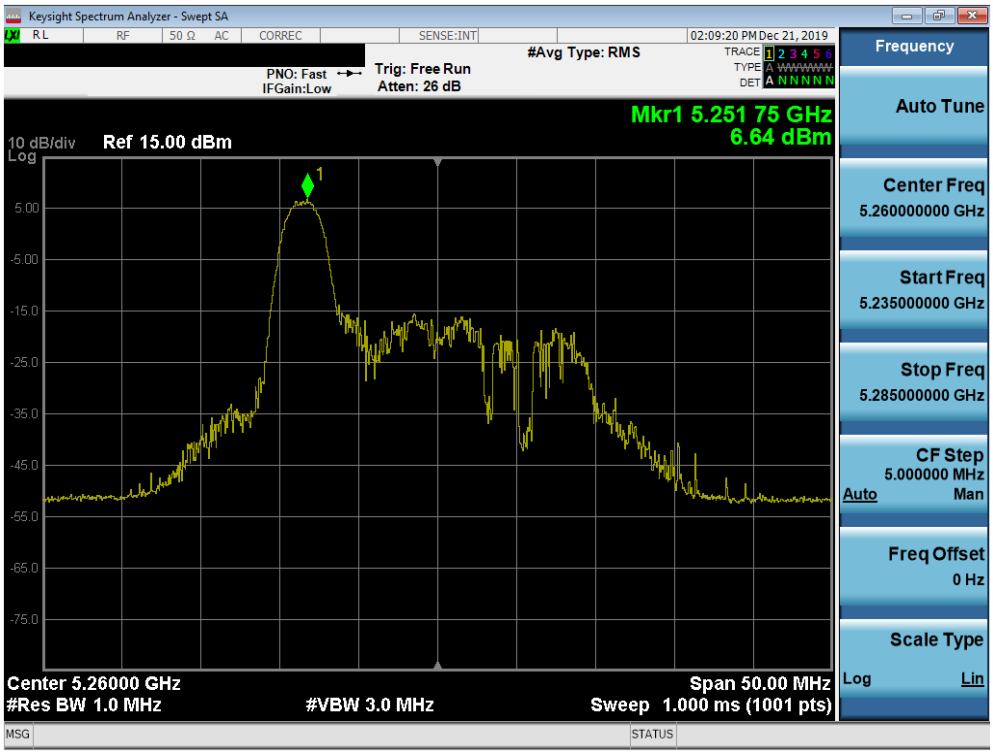


**Plot 7-115. Power Spectral Density Plot SISO ANT2 (20MHz BW 802.11ax – 26 Tones (UNII Band 2A) – Ch. 52)**

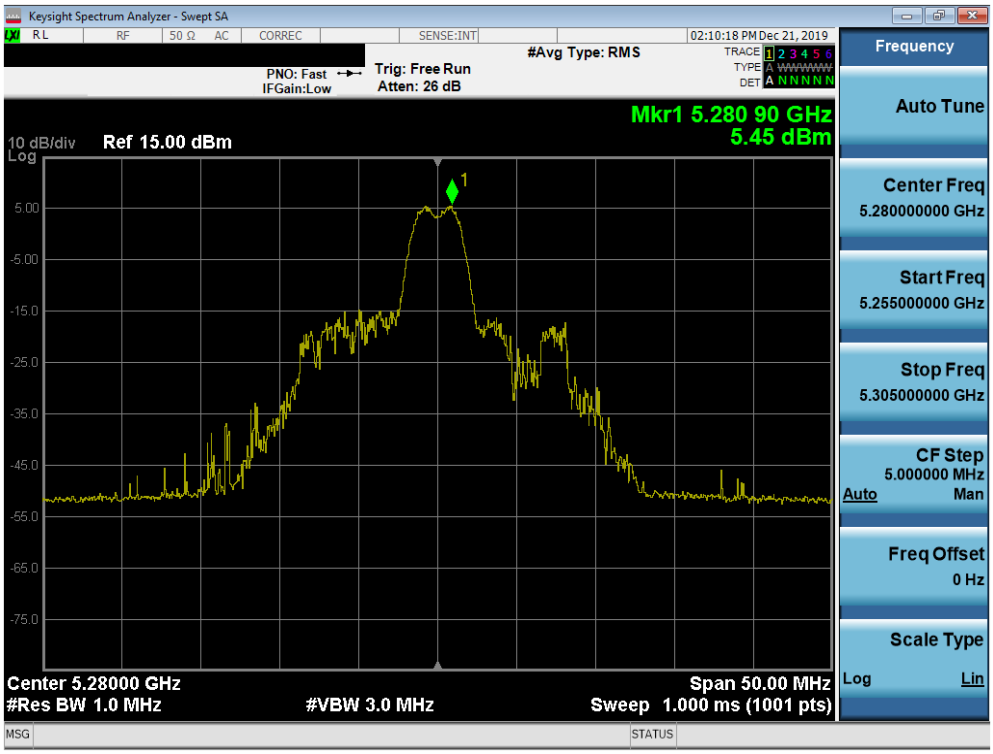


**Plot 7-116. Power Spectral Density Plot SISO ANT2 (20MHz BW 802.11ax – 26 Tones (UNII Band 2A) – Ch. 56)**



© 2020 PCTEST V 9.0 02/01/2019
All rights reserved. Unless otherwise specified, no part of this report may be reproduced or utilized in any part, form or by any means, electronic or mechanical, including photocopying and microfilm, without permission in writing from PCTEST. If you have any questions about this international copyright or have an enquiry about obtaining additional rights to this report or assembly of contents thereof, please contact INFO@PCTEST.COM.