12. SETUP PHOTOS

RADIATED AND POWERLINE CONDUCTED EMISSIONS MEASUREMENT SETUP	
	
RADIATED FRONT PHOTO (BELOW 1 GHz)	RADIATED BACK PHOTO (BELOW 1 GHz)
	
RADIATED FRONT PHOTO (ABOVE 1 GHz)	RADIATED BACK PHOTO (ABOVE 1 GHz)
	
LINE CONDUCTED FRONT PHOTO	LINE CONDUCTED SIDE VIEW PHOTO

UL VERIFICATION SERVICES INC. FORM NO: CCSUP4701H
47173 BENICIA STREET, FREMONT, CA 94538, USA TEL: (510) 771-1000 FAX: (510) 661-0888

This report shall not be reproduced except in full, without the written approval of UL Verification Services Inc.

ANTENNA PORT CONDUCTED RF MEASUREMENT SETUP AND RADIATED RF MEASUREMENT SETUP FOR PORTABLE CONFIGURATION



ANTENNA PORT CONDUCTED PHOTO



X-AXIS FRONT PHOTO

Y-AXIS FRONT PHOTO

Z-AXIS FRONT PHOTO

END OF REPORT

UL VERIFICATION SERVICES INC. FORM NO: CCSUP4701H
47173 BENICIA STREET, FREMONT, CA 94538, USA TEL: (510) 771-1000 FAX: (510) 661-0888

This report shall not be reproduced except in full, without the written approval of UL Verification Services Inc.