Appendix B

Detailed Test Results

1. GSM
GSM850 for Head & Body
GSM1900 for Head & Body
2. WCDMA
WCDMA Band II for Head & Body
WCDMA Band V for Head & Body
3.WIFI
WIFI 2.4G for Head & Body
4.BT
BT for Head

Date: 2019-08-16

Test Laboratory: SGS-SAR Lab

LM-X430EMW GSM850 GSM 190CH Right cheek

DUT: LM-X430EMW; Type: Mobile Handset; Serial: 907HUPZ0001560

Communication System: UID 0, GSM Only Communication System (0); Frequency: 836.6 MHz;Duty Cycle: 1:8.3

Medium: HSL835;Medium parameters used: f = 837 MHz; σ = 0.893 S/m; ε_r = 43.207; ρ = 1000 kg/m^3
Phantom section: Right Section

DASY 5 Configuration:

- Probe: EX3DV4 - SN3793; ConvF(9.04, 9.04, 9.04); Calibrated: 2019-03-25;
- Sensor-Surface: 1.4mm (Mechanical Surface Detection)
- Electronics: DAE3 Sn414; Calibrated: 2018-12-03
- Phantom: SAM 2; Type: SAM; Serial: 1913
- DASY52 52.8.8(1222); SEMCAD X 14.6.10(7331)

Configuration/Head/Area Scan (8x13x1): Measurement grid: dx=15mm, dy=15mm
Maximum value of SAR (measured) = 0.263 W/kg

Configuration/Head/Zoom Scan (5x5x7)/Cube 0: Measurement grid: dx=8mm, dy=8mm, dz=5mm
Reference Value = 6.841 V/m; Power Drift = -0.14 dB
Peak SAR (extrapolated) = 0.284 W/kg
SAR(1 g) = 0.211 W/kg; SAR(10 g) = 0.162 W/kg
Maximum value of SAR (measured) = 0.251 W/kg



0 dB = 0.251 W/kg = -6.00 dBW/kg

Date: 2019-08-16

Test Laboratory: SGS-SAR Lab

LM-X430EMW GSM850 GPRS 4TS 190CH Right side 10mm

DUT: LM-X430EMW; Type: Mobile Handset; Serial: 907HUPZ0001560

Communication System: UID 0, GPRS/EGPRS Mode(4up) Communication System (0); Frequency: 836.6 MHz;Duty Cycle: 1:2.075

Medium: HSL835;Medium parameters used: f = 837 MHz; σ = 0.893 S/m; ε_r = 43.207; ρ = 1000 kg/m^3
Phantom section: Flat Section

DASY 5 Configuration:

- Probe: EX3DV4 - SN3793; ConvF(9.04, 9.04, 9.04); Calibrated: 2019-03-25;
- Sensor-Surface: 1.4mm (Mechanical Surface Detection)
- Electronics: DAE3 Sn414; Calibrated: 2018-12-03
- Phantom: SAM 2; Type: SAM; Serial: 1913
- DASY52 52.8.8(1222); SEMCAD X 14.6.10(7331)

Configuration/Body/Area Scan (5x13x1): Measurement grid: dx=15mm, dy=15mm
Maximum value of SAR (measured) = 0.616 W/kg

Configuration/Body/Zoom Scan (5x5x7)/Cube 0: Measurement grid: dx=8mm, dy=8mm, dz=5mm
Reference Value = 22.75 V/m; Power Drift = 0.05 dB
Peak SAR (extrapolated) = 0.732 W/kg
SAR(1 g) = 0.454 W/kg; SAR(10 g) = 0.313 W/kg
Maximum value of SAR (measured) = 0.621 W/kg

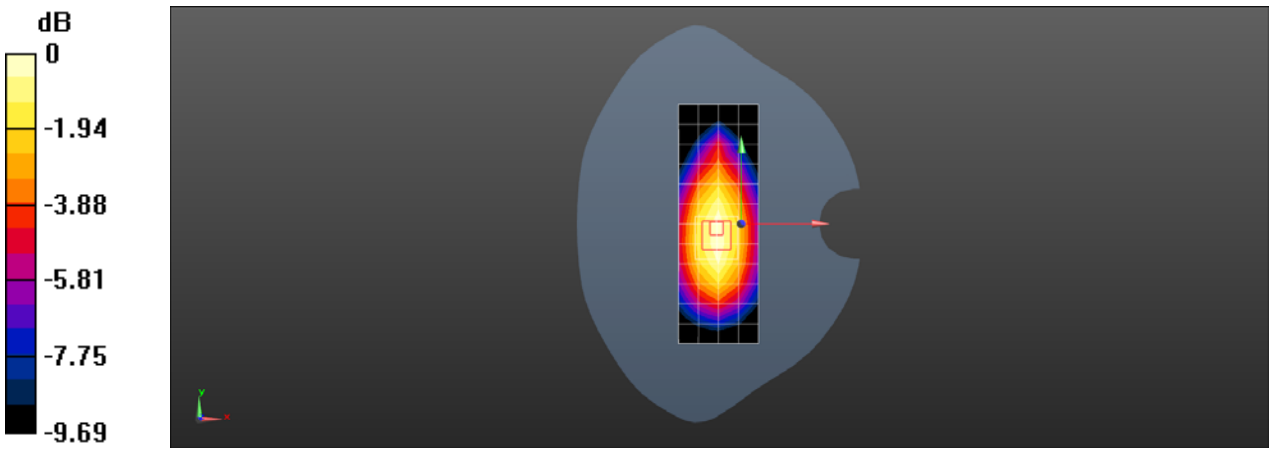

0 dB = 0.621 W/kg = -2.07 dBW/kg

Date: 2019-08-15

Test Laboratory: SGS-SAR Lab

LM-X430EMW GSM1900 GSM 661CH Left cheek

DUT: LM-X430EMW; Type: Mobile Handset; Serial: 907HUPZ0001560

Communication System: UID 0, GSM Only Communication System (0); Frequency: 1880 MHz;Duty Cycle: 1:8.3

Medium: HSL1900;Medium parameters used: f = 1880 MHz; σ = 1.36 S/m; ε_r = 40.732; ρ = 1000 kg/m^3
Phantom section: Left Section

DASY 5 Configuration:

- Probe: EX3DV4 - SN3923; ConvF(8.51, 8.51, 8.51); Calibrated: 2018-09-30;
- Sensor-Surface: 1.4mm (Mechanical Surface Detection)
- Electronics: DAE4 Sn1428; Calibrated: 2019-01-11
- Phantom: SAM 3; Type: SAM; Serial: 1912
- DASY52 52.8.8(1222); SEMCAD X 14.6.10(7331)

Configuration/Head/Area Scan (8x13x1): Measurement grid: dx=15mm, dy=15mm
Maximum value of SAR (measured) = 0.0924 W/kg

Configuration/Head/Zoom Scan (5x5x7)/Cube 0: Measurement grid: dx=8mm, dy=8mm, dz=5mm
Reference Value = 2.559 V/m; Power Drift = 0.04 dB
Peak SAR (extrapolated) = 0.130 W/kg
SAR(1 g) = 0.078 W/kg; SAR(10 g) = 0.048 W/kg
Maximum value of SAR (measured) = 0.110 W/kg

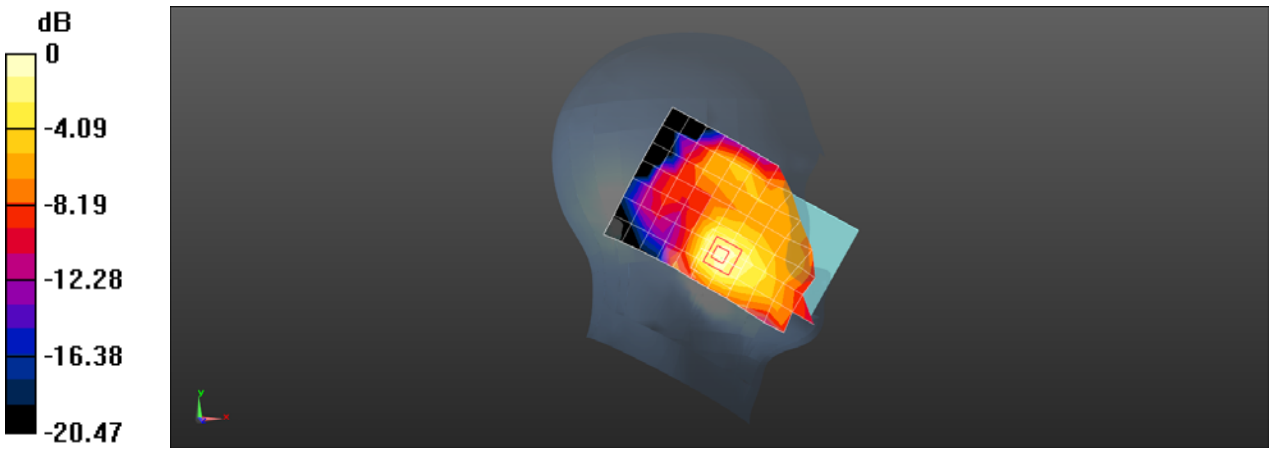

0 dB = 0.110 W/kg = -9.59 dBW/kg

Date: 2019-08-15

Test Laboratory: SGS-SAR Lab

LM-X430EMW GSM1900 GPRS 4TS 661CH Back side 10mm

DUT: LM-X430EMW; Type: Mobile Handset; Serial: 907HUPZ0001560

Communication System: UID 0, GPRS/EGPRS Mode(4up) Communication System (0); Frequency: 1880 MHz;Duty Cycle: 1:2.075

Medium: HSL1900;Medium parameters used: f = 1880 MHz; σ = 1.36 S/m; ε_r = 40.732; ρ = 1000 kg/m^3
Phantom section: Flat Section

DASY 5 Configuration:

- Probe: EX3DV4 - SN3923; ConvF(8.51, 8.51, 8.51); Calibrated: 2018-09-30;
- Sensor-Surface: 1.4mm (Mechanical Surface Detection)
- Electronics: DAE4 Sn1428; Calibrated: 2019-01-11
- Phantom: SAM 3; Type: SAM; Serial: 1912
- DASY52 52.8.8(1222); SEMCAD X 14.6.10(7331)

Configuration/Body/Area Scan (8x13x1): Measurement grid: dx=15mm, dy=15mm
Maximum value of SAR (measured) = 0.671 W/kg

Configuration/Body/Zoom Scan (5x5x7)/Cube 0: Measurement grid: dx=8mm, dy=8mm, dz=5mm
Reference Value = 12.10 V/m; Power Drift = 0.03 dB
Peak SAR (extrapolated) = 0.882 W/kg
SAR(1 g) = 0.466 W/kg; SAR(10 g) = 0.249 W/kg
Maximum value of SAR (measured) = 0.669 W/kg

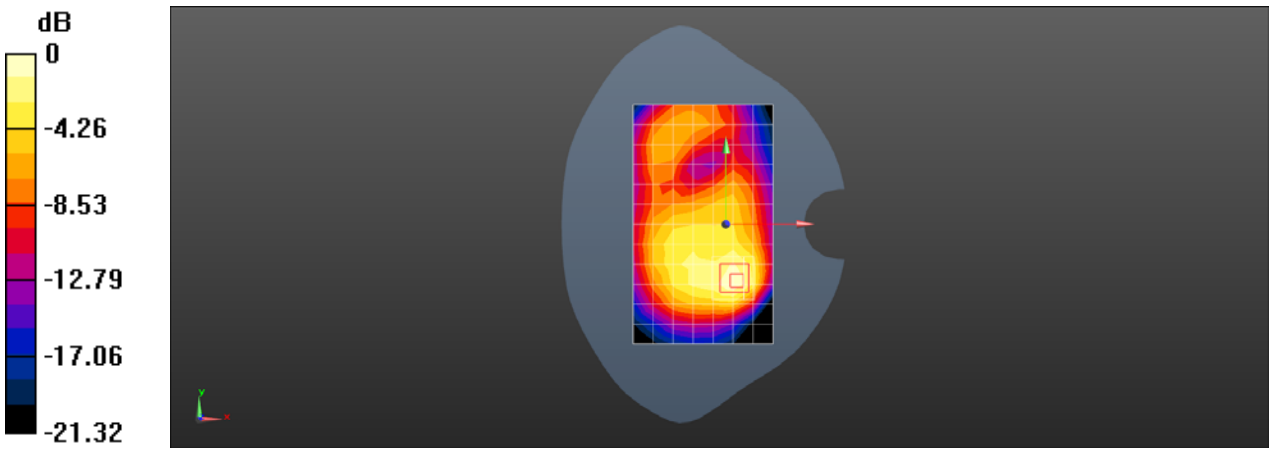

0 dB = 0.669 W/kg = -1.75 dBW/kg

Date: 2019-08-15

Test Laboratory: SGS-SAR Lab

LM-X430EMW WCDMA Band II 9400CH Left cheek

DUT: LM-X430EMW; Type: Mobile Handset; Serial: 907HUPZ0001560

Communication System: UID 0, WCDMA (0); Frequency: 1880 MHz;Duty Cycle: 1:1

Medium: HSL1900;Medium parameters used: f = 1880 MHz; σ = 1.36 S/m; ε_r = 40.732; ρ = 1000 kg/m^3
Phantom section: Left Section

DASY 5 Configuration:

- Probe: EX3DV4 - SN3923; ConvF(8.51, 8.51, 8.51); Calibrated: 2018-09-30;
- Sensor-Surface: 1.4mm (Mechanical Surface Detection)
- Electronics: DAE4 Sn1428; Calibrated: 2019-01-11
- Phantom: SAM 3; Type: SAM; Serial: 1912
- DASY52 52.8.8(1222); SEMCAD X 14.6.10(7331)

Configuration/Head/Area Scan (8x13x1): Measurement grid: dx=15mm, dy=15mm
Maximum value of SAR (measured) = 0.250 W/kg

Configuration/Head/Zoom Scan (5x5x7)/Cube 0: Measurement grid: dx=8mm, dy=8mm, dz=5mm
Reference Value = 3.990 V/m; Power Drift = 0.06 dB
Peak SAR (extrapolated) = 0.357 W/kg
SAR(1 g) = 0.220 W/kg; SAR(10 g) = 0.138 W/kg
Maximum value of SAR (measured) = 0.307 W/kg

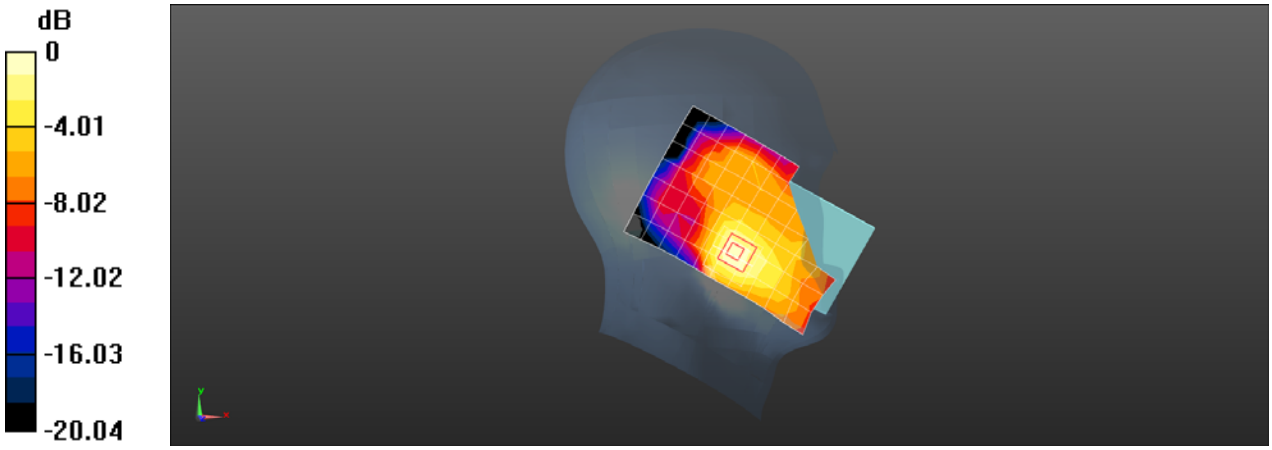

0 dB = 0.307 W/kg = -5.13 dBW/kg

Date: 2019-08-15

Test Laboratory: SGS-SAR Lab

LM-X430EMW WCDMA Band II 9538CH Back side 10mm

DUT: LM-X430EMW; Type: Mobile Handset; Serial: 907HUPZ0001560

Communication System: UID 0, WCDMA (0); Frequency: 1907.6 MHz;Duty Cycle: 1:1

Medium: HSL1900;Medium parameters used: f = 1908 MHz; σ = 1.381 S/m; ε_r = 40.629; ρ = 1000 kg/m^3
Phantom section: Flat Section

DASY 5 Configuration:

- Probe: EX3DV4 - SN3923; ConvF(8.51, 8.51, 8.51); Calibrated: 2018-09-30;
- Sensor-Surface: 1.4mm (Mechanical Surface Detection)
- Electronics: DAE4 Sn1428; Calibrated: 2019-01-11
- Phantom: SAM 3; Type: SAM; Serial: 1912
- DASY52 52.8.8(1222); SEMCAD X 14.6.10(7331)

Configuration/Body/Area Scan (8x13x1): Measurement grid: dx=15mm, dy=15mm
Maximum value of SAR (measured) = 1.11 W/kg

Configuration/Body/Zoom Scan (5x5x7)/Cube 0: Measurement grid: dx=8mm, dy=8mm, dz=5mm
Reference Value = 11.35 V/m; Power Drift = -0.08 dB
Peak SAR (extrapolated) = 1.56 W/kg
SAR(1 g) = 0.815 W/kg; SAR(10 g) = 0.437 W/kg
Maximum value of SAR (measured) = 1.15 W/kg

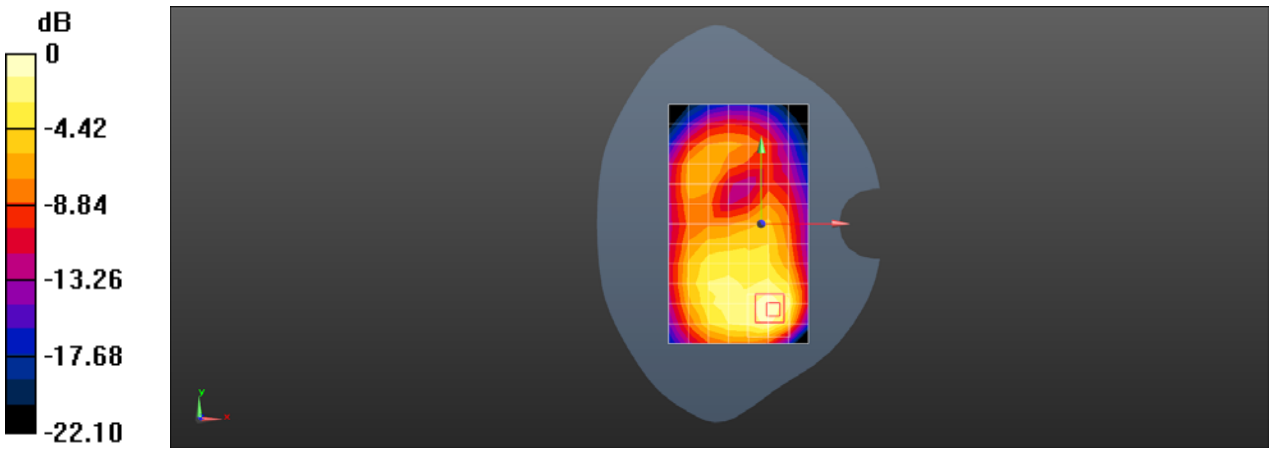

0 dB = 1.15 W/kg = 0.61 dBW/kg

Date: 2019-08-16

Test Laboratory: SGS-SAR Lab

LM-X430EMW WCDMA Band V 4182CH Right cheek

DUT: LM-X430EMW; Type: Mobile Handset; Serial: 907HUPZ0001560

Communication System: UID 0, WCDMA (0); Frequency: 836.4 MHz;Duty Cycle: 1:1

Medium: HSL835;Medium parameters used (interpolated): f = 836.4 MHz; σ = 0.892 S/m; ε_r = 43.21; ρ = 1000 kg/m^3
Phantom section: Right Section

DASY 5 Configuration:

- Probe: EX3DV4 - SN3793; ConvF(9.04, 9.04, 9.04); Calibrated: 2019-03-25;
- Sensor-Surface: 1.4mm (Mechanical Surface Detection)
- Electronics: DAE3 Sn414; Calibrated: 2018-12-03
- Phantom: SAM 2; Type: SAM; Serial: 1913
- DASY52 52.8.8(1222); SEMCAD X 14.6.10(7331)

Configuration/Head/Area Scan (8x13x1): Measurement grid: dx=15mm, dy=15mm
Maximum value of SAR (measured) = 0.315 W/kg

Configuration/Head/Zoom Scan (5x5x7)/Cube 0: Measurement grid: dx=8mm, dy=8mm, dz=5mm
Reference Value = 5.867 V/m; Power Drift = 0.18 dB
Peak SAR (extrapolated) = 0.360 W/kg
SAR(1 g) = 0.258 W/kg; SAR(10 g) = 0.199 W/kg
Maximum value of SAR (measured) = 0.318 W/kg



0 dB = 0.318 W/kg = -4.98 dBW/kg

Date: 2019-08-16

Test Laboratory: SGS-SAR Lab

LM-X430EMW WCDMA Band V 4182CH Right side 10mm

DUT: LM-X430EMW; Type: Mobile Handset; Serial: 907HUPZ0001560

Communication System: UID 0, WCDMA (0); Frequency: 836.4 MHz;Duty Cycle: 1:1

Medium: HSL835;Medium parameters used (interpolated): f = 836.4 MHz; σ = 0.892 S/m; ε_r = 43.21; ρ = 1000 kg/m^3
Phantom section: Flat Section

DASY 5 Configuration:

- Probe: EX3DV4 - SN3793; ConvF(9.04, 9.04, 9.04); Calibrated: 2019-03-25;
- Sensor-Surface: 1.4mm (Mechanical Surface Detection)
- Electronics: DAE3 Sn414; Calibrated: 2018-12-03
- Phantom: SAM 2; Type: SAM; Serial: 1913
- DASY52 52.8.8(1222); SEMCAD X 14.6.10(7331)

Configuration/Body/Area Scan (5x13x1): Measurement grid: dx=15mm, dy=15mm
Maximum value of SAR (measured) = 0.470 W/kg

Configuration/Body/Zoom Scan (5x5x7)/Cube 0: Measurement grid: dx=8mm, dy=8mm, dz=5mm
Reference Value = 17.70 V/m; Power Drift = 0.03 dB
Peak SAR (extrapolated) = 0.561 W/kg
SAR(1 g) = 0.356 W/kg; SAR(10 g) = 0.244 W/kg
Maximum value of SAR (measured) = 0.481 W/kg

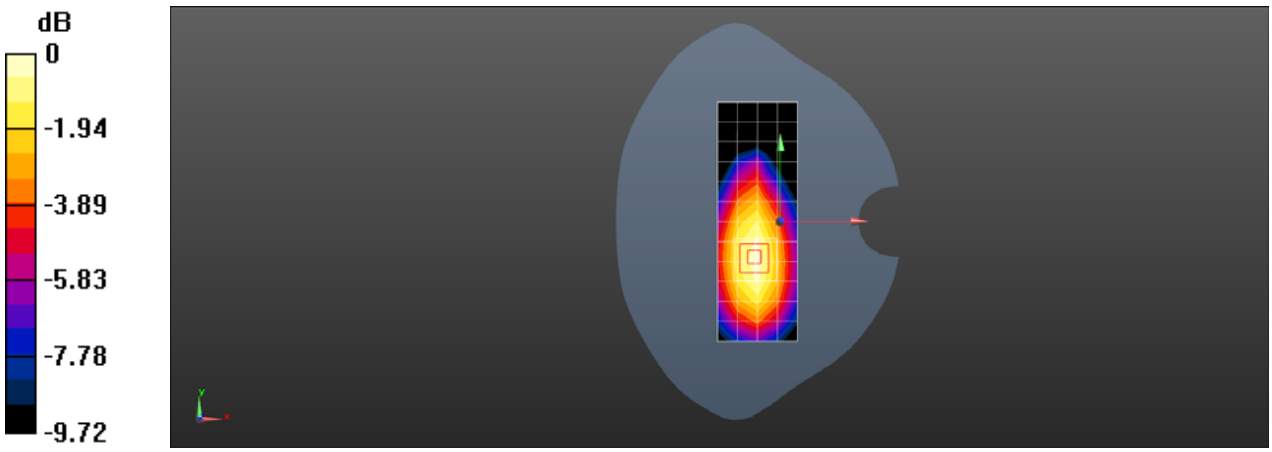

0 dB = 0.481 W/kg = -3.18 dBW/kg

Date: 2019-08-26

Test Laboratory: SGS-SAR Lab

LM-X430EMW WIFI 2.4G 802.11b 1CH Left cheek

DUT: LM-X430EMW; Type: Mobile Handset; Serial: 358854100123551

Communication System: UID 0, WI-FI(2.4GHz) (0); Frequency: 2412 MHz;Duty Cycle: 1:1.012

Medium: HSL2450;Medium parameters used: f = 2412 MHz; σ = 1.747 S/m; ε_r = 40.85; ρ = 1000 kg/m^3
Phantom section: Left Section

DASY 5 Configuration:

- Probe: EX3DV4 - SN3793; ConvF(6.93, 6.93, 6.93); Calibrated: 2019-03-25;
- Sensor-Surface: 1.4mm (Mechanical Surface Detection)
- Electronics: DAE3 Sn414; Calibrated: 2018-12-03
- Phantom: SAM 1; Type: SAM; Serial: 1283
- DASY52 52.8.8(1222); SEMCAD X 14.6.10(7331)

Configuration/Head/Area Scan (9x16x1): Measurement grid: dx=12mm, dy=12mm
Maximum value of SAR (measured) = 0.981 W/kg

Configuration/Head/Zoom Scan (7x7x7)/Cube 0: Measurement grid: dx=5mm, dy=5mm, dz=5mm
Reference Value = 9.994 V/m; Power Drift = 0.17 dB
Peak SAR (extrapolated) = 1.46 W/kg
SAR(1 g) = 0.584 W/kg; SAR(10 g) = 0.242 W/kg
Maximum value of SAR (measured) = 1.06 W/kg

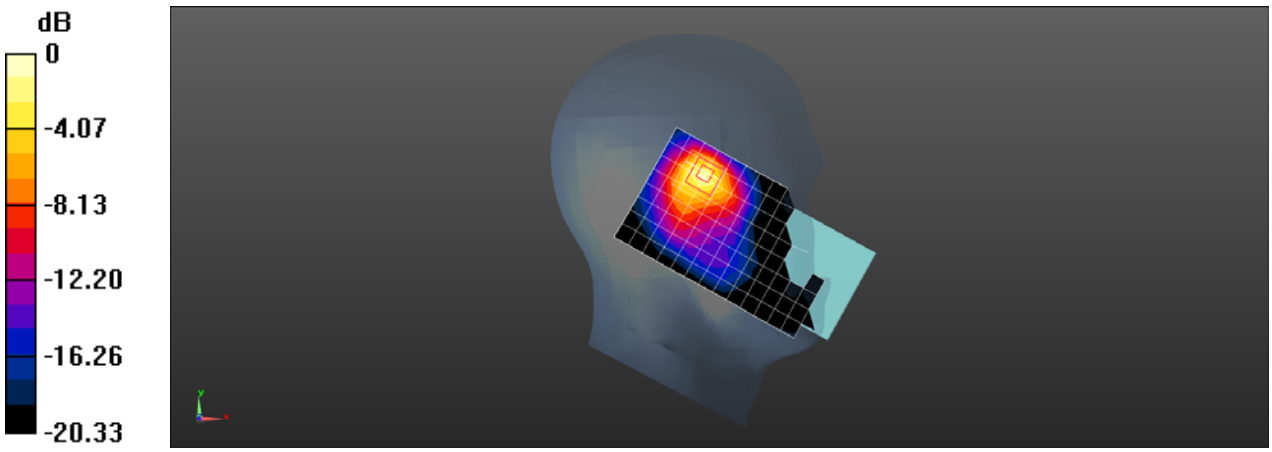

0 dB = 1.06 W/kg = 0.25 dBW/kg

Date: 2019-08-26

Test Laboratory: SGS-SAR Lab

LM-X430EMW WIFI 2.4G 802.11b 6CH Back side 10mm

DUT: LM-X430EMW; Type: Mobile Handset; Serial: 358854100121852

Communication System: UID 0, WI-FI(2.4GHz) (0); Frequency: 2437 MHz;Duty Cycle: 1:1.012

Medium: HSL2450;Medium parameters used: f = 2437 MHz; σ = 1.775 S/m; ε_r = 40.762; ρ = 1000 kg/m^3
Phantom section: Flat Section

DASY 5 Configuration:

- Probe: EX3DV4 - SN3793; ConvF(6.93, 6.93, 6.93); Calibrated: 2019-03-25;
- Sensor-Surface: 1.4mm (Mechanical Surface Detection)
- Electronics: DAE3 Sn414; Calibrated: 2018-12-03
- Phantom: SAM 1; Type: SAM; Serial: 1283
- DASY52 52.8.8(1222); SEMCAD X 14.6.10(7331)

Configuration/Body/Area Scan (9x16x1): Measurement grid: dx=12mm, dy=12mm
Maximum value of SAR (measured) = 0.346 W/kg

Configuration/Body/Zoom Scan (7x7x7)/Cube 0: Measurement grid: dx=5mm, dy=5mm, dz=5mm
Reference Value = 4.112 V/m; Power Drift = -0.06 dB
Peak SAR (extrapolated) = 0.606 W/kg
SAR(1 g) = 0.270 W/kg; SAR(10 g) = 0.124 W/kg
Maximum value of SAR (measured) = 0.471 W/kg

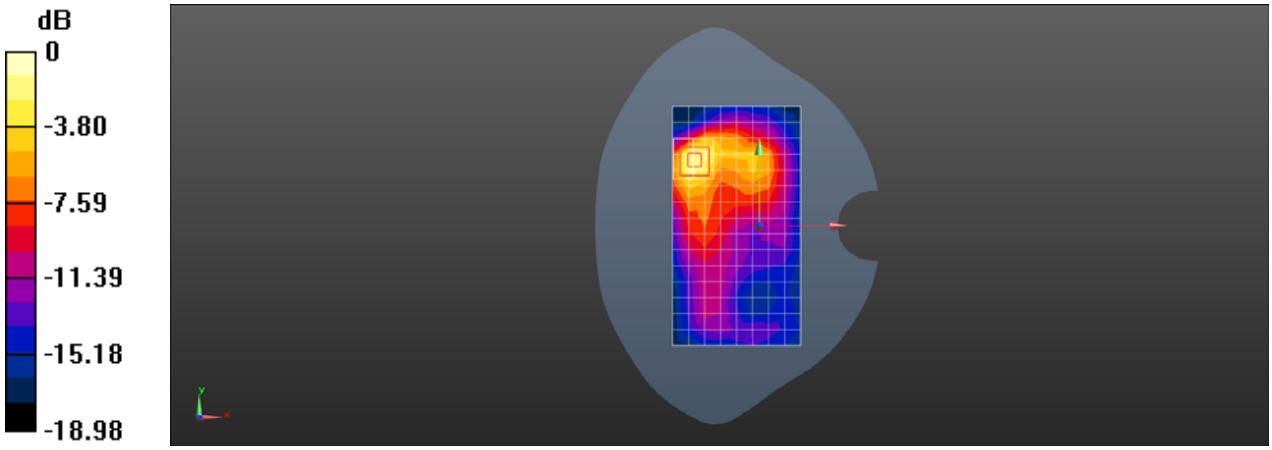

0 dB = 0.471 W/kg = -3.27 dBW/kg

Date: 2019-08-26

Test Laboratory: SGS-SAR Lab

LM-X430EMW Bluetooth DH5 0CH Left cheek

DUT: LM-X430EMW; Type: Mobile Handset; Serial: 907HUYN0001538

Communication System: UID 0, Bluetooth (0); Frequency: 2402 MHz;Duty Cycle: 1:1.306

Medium: HSL2450;Medium parameters used: f = 2402 MHz; σ = 1.736 S/m; ε_r = 40.885; ρ = 1000 kg/m^3
Phantom section: Left Section

DASY 5 Configuration:

- Probe: EX3DV4 - SN3793; ConvF(6.93, 6.93, 6.93); Calibrated: 2019-03-25;
- Sensor-Surface: 1.4mm (Mechanical Surface Detection)
- Electronics: DAE3 Sn414; Calibrated: 2018-12-03
- Phantom: SAM 1; Type: SAM; Serial: 1283
- DASY52 52.8.8(1222); SEMCAD X 14.6.10(7331)

Configuration/Head/Area Scan (9x16x1): Measurement grid: dx=12mm, dy=12mm
Maximum value of SAR (measured) = 0.111 W/kg

Configuration/Head/Zoom Scan (7x7x7)/Cube 0: Measurement grid: dx=5mm, dy=5mm, dz=5mm
Reference Value = 3.127 V/m; Power Drift = 0.05 dB
Peak SAR (extrapolated) = 0.145 W/kg
SAR(1 g) = 0.068 W/kg; SAR(10 g) = 0.034 W/kg
Maximum value of SAR (measured) = 0.113 W/kg

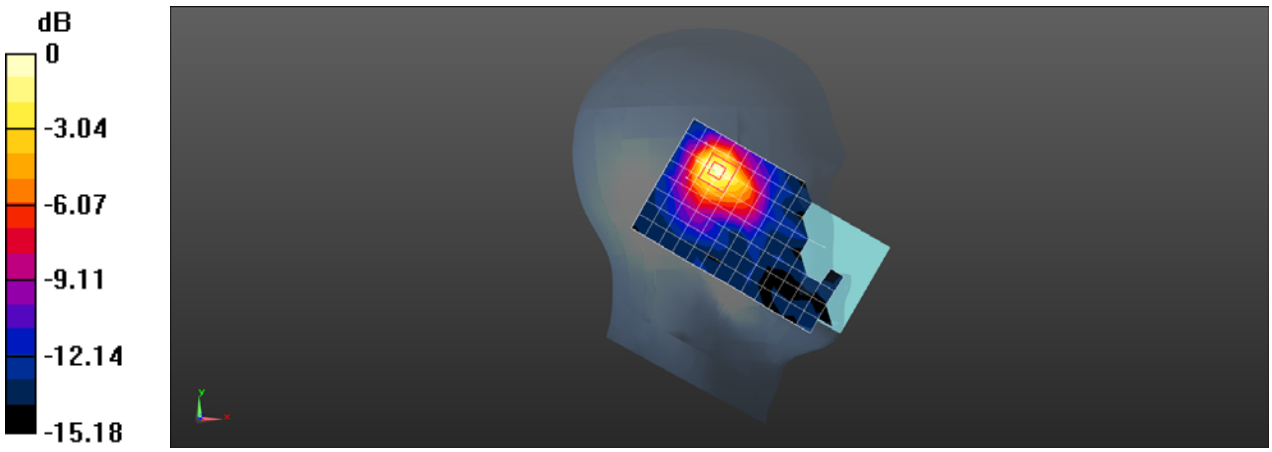

0 dB = 0.113 W/kg = -9.47 dBW/kg