AppendixA: DTS Bandwidth

Test Result

Test Mode	Antenna	Frequency[MHz]	DTS BW [MHz]	Limit[MHz]	Verdict
BLE_1M	Ant1	2402	0.6630	0.5	PASS
BLE_1M	Ant1	2440	0.6994	0.5	PASS
BLE_1M	Ant1	2480	0.6688	0.5	PASS

Test Graphs

BLE_1M-Ant1-2402

BLE_1M-Ant1-2440

BLE_1M-Ant1-2480

/

AppendixB: Occupied Channel Bandwidth

Test Result

TestMode	Antenna	Frequency[MHz]	OCB [MHz]	FL[MHz]	FH[MHz]	Limit[MHz]	Verdict
BLE_1M	Ant1	2402	1.0162	2401.5570	2402.5732	---	---
BLE_1M	Ant1	2440	1.0101	2439.5642	2440.5743	---	---
BLE_1M	Ant1	2480	1.0161	2479.5583	2480.5744	---	---

Test Graphs

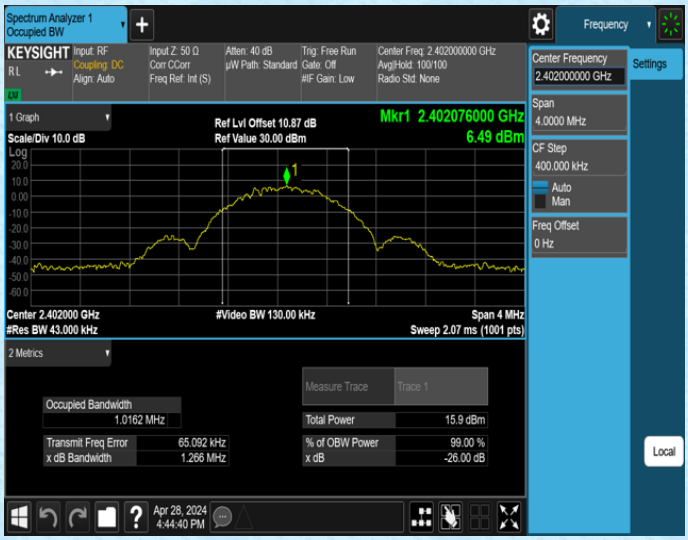

BLE_1M-Ant1-2402

BLE_1M-Ant1-2440

BLE_1M-Ant1-2480

/

/

AppendixC: Maximum conducted output power

Test Result

Test Mode	Antenna	Frequency[MHz]	Conducted Peak Power[dBm]	Conducted Limit[dBm]	Verdict
BLE_1M	Ant1	2402	9.70	≤30	PASS
BLE_1M	Ant1	2440	9.96	≤30	PASS
BLE_1M	Ant1	2480	9.92	≤30	PASS

Test Graphs

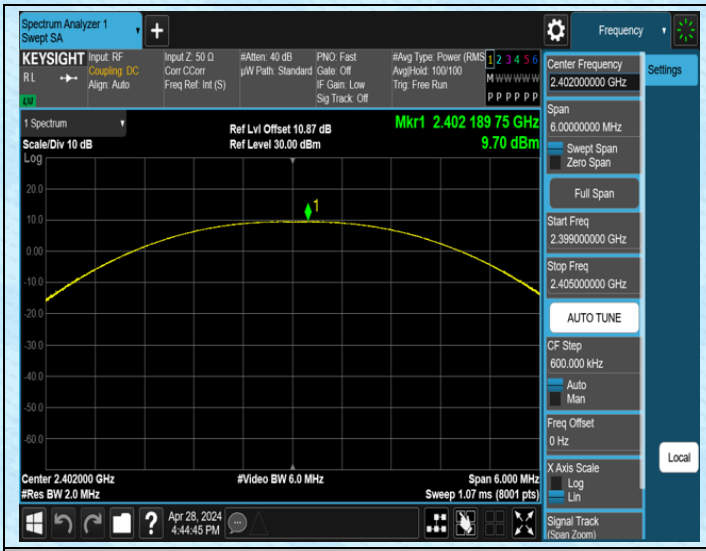

BLE_1M-Ant1-2402

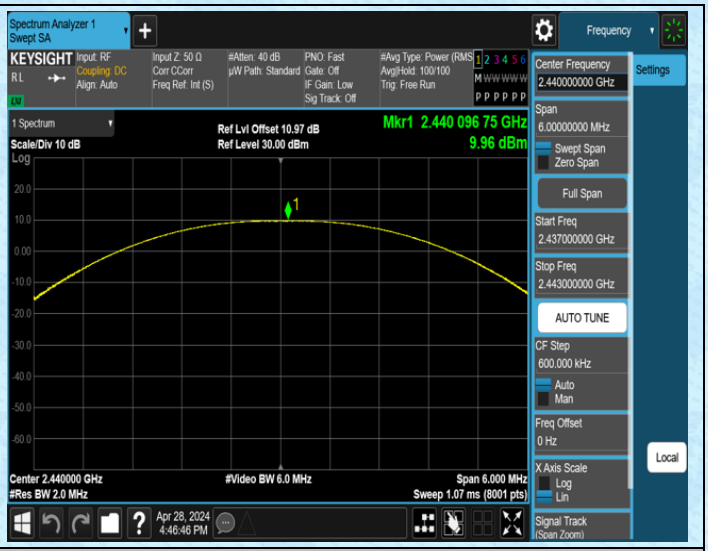

BLE_1M-Ant1-2440

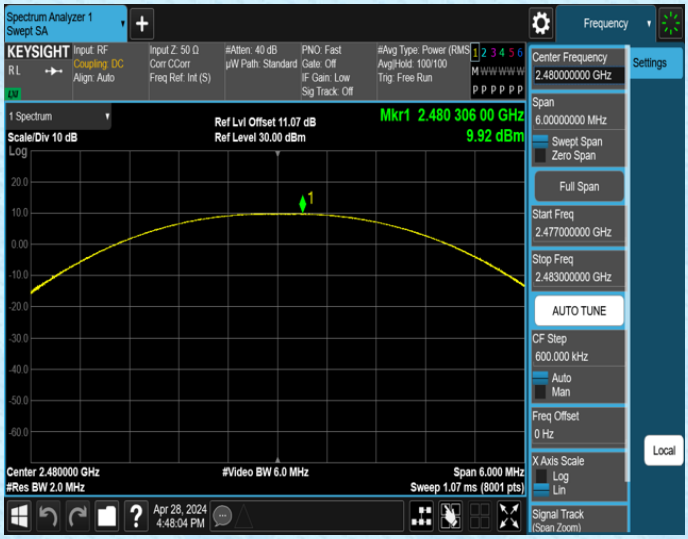

BLE_1M-Ant1-2480

/

/

AppendixD: Maximum power spectral density

Test Result

TestMode	Antenna	Frequency[MHz]	Result[dBm/3kHz]	Limit[dBm/3kHz]	Verdict
BLE_1M	Ant1	2402	-7.02	≤8.00	PASS
BLE_1M	Ant1	2440	-6.77	≤8.00	PASS
BLE_1M	Ant1	2480	-7.16	≤8.00	PASS

Test Graphs

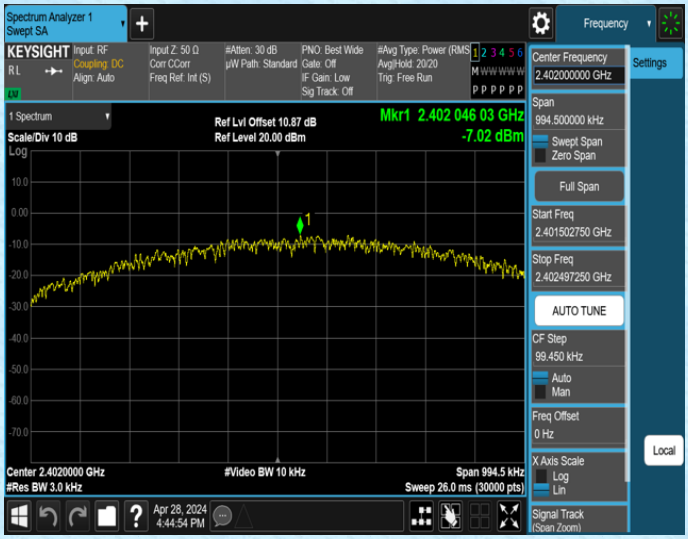

BLE_1M-Ant1-2402

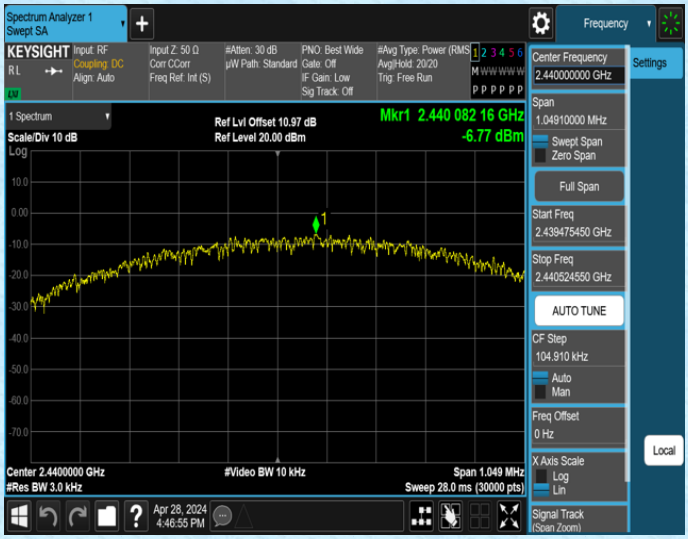

BLE_1M-Ant1-2440

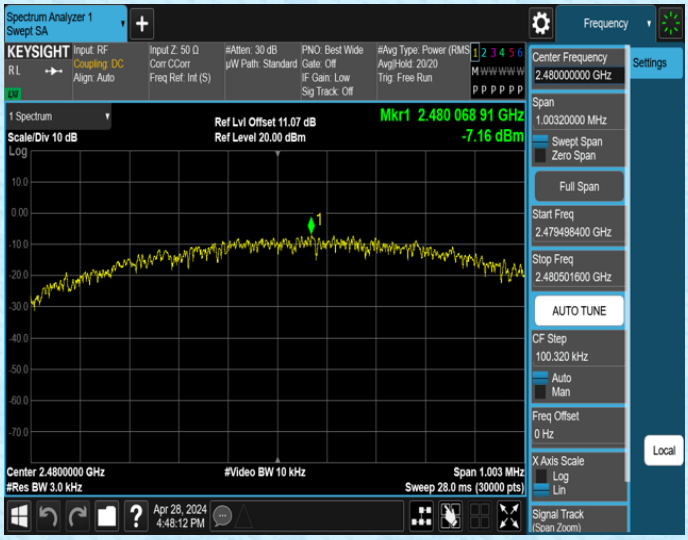

BLE_1M-Ant1-2480

/

/

AppendixE:Band edge measurements

Test Result

TestMode	Antenna	ChName	Frequency[MHz]	RefLevel[dBm]	Result[dBm]	Limit[dBm]	Verdict
BLE_1M	Ant1	Low	2402	8.21	-45.29	≤-11.79	PASS
BLE_1M	Ant1	High	2480	9.47	-42.17	≤-10.53	PASS

Test Graphs

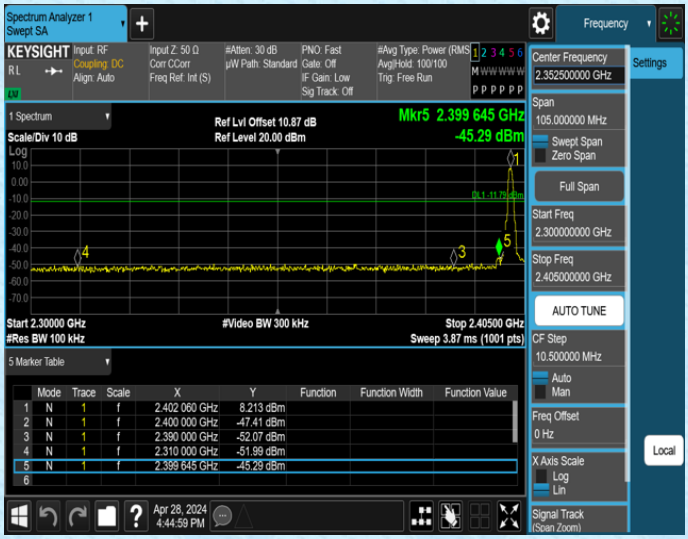

BLE_1M-Ant1-2402

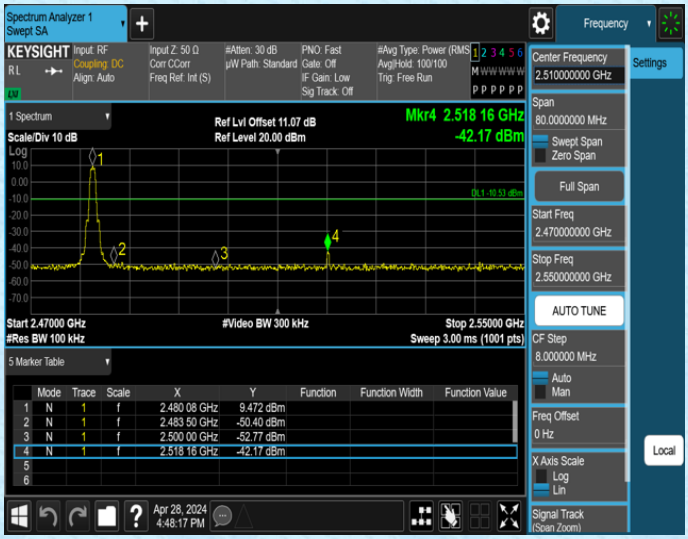

BLE_1M-Ant1-2480

AppendixF:Conducted Spurious Emission

Test Result

TestMode	Antenna	Frequency[MHz]	FreqRange [MHz]	RefLevel [dBm]	Result[dBm]	Limit[dBm]	Verdict
BLE_1M	Ant1	2402	0~Reference	9.09	9.09	---	PASS
BLE_1M	Ant1	2402	30~1000	9.09	-49.4	≤-10.91	PASS
BLE_1M	Ant1	2402	1000~26500	9.09	-29.82	≤-10.91	PASS
BLE_1M	Ant1	2440	0~Reference	9.37	9.37	---	PASS
BLE_1M	Ant1	2440	30~1000	9.37	-46.68	≤-10.63	PASS
BLE_1M	Ant1	2440	1000~26500	9.37	-31.02	≤-10.63	PASS
BLE_1M	Ant1	2480	0~Reference	9.24	9.24	---	PASS
BLE_1M	Ant1	2480	30~1000	9.24	-47.83	≤-10.76	PASS
BLE_1M	Ant1	2480	1000~26500	9.24	-32	≤-10.76	PASS

Test Graphs

BLE_1M-Ant1-2402-0~Reference

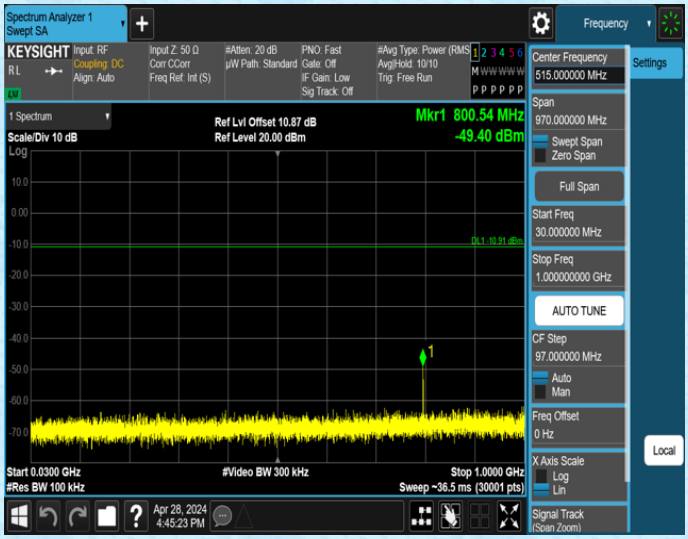

BLE_1M-Ant1-2402-30~1000

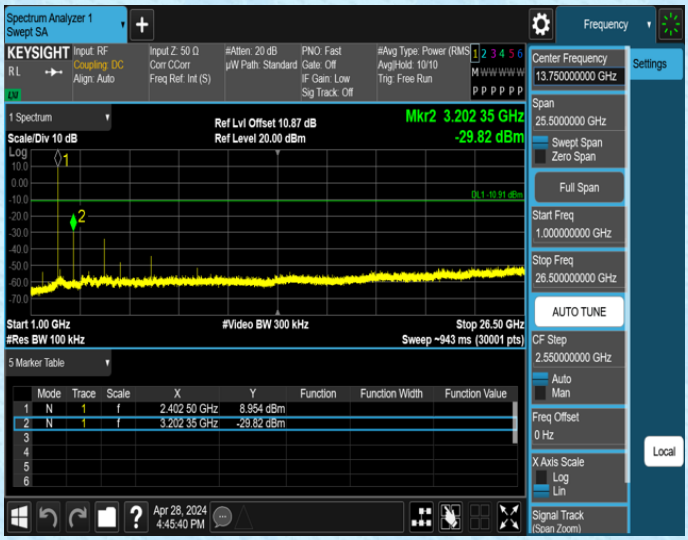

BLE_1M-Ant1-2402-1000~26500

BLE_1M-Ant1-2440-0~Reference

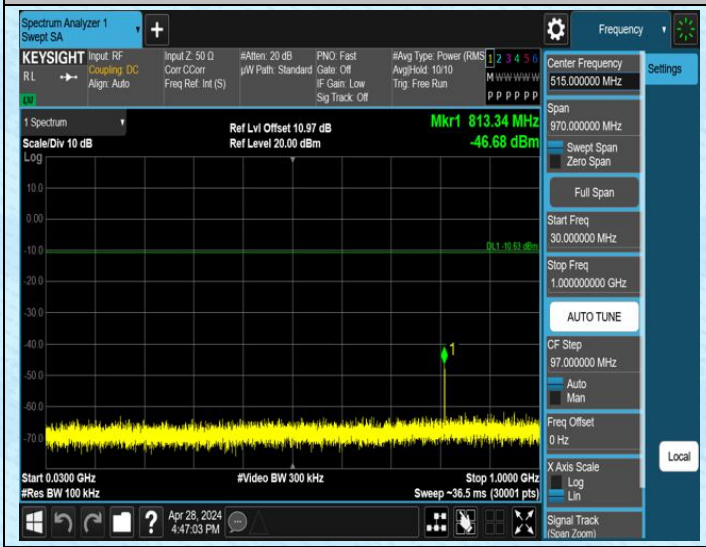

BLE_1M-Ant1-2440-30~1000

BLE_1M-Ant1-2440-1000~26500

BLE_1M-Ant1-2480-0~Reference

BLE_1M-Ant1-2480-30~1000

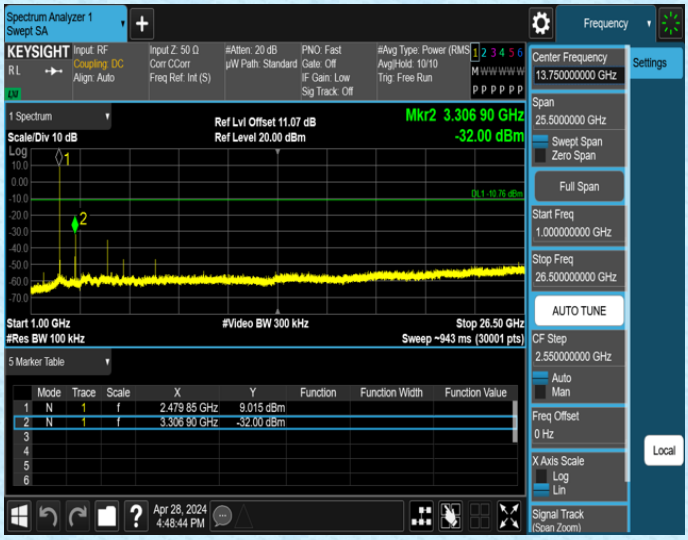

BLE_1M-Ant1-2480-1000~26500

/

/

AppendixG: Duty Cycle

Test Result

TestMode	Antenna	Frequency[MHz]	ON Time [ms]	Period [ms]	Duty Cycle [%]	Duty Cycle Factor[dB]
BLE_1M	Ant1	2402	2.09	2.49	83.94	0.76
BLE_1M	Ant1	2440	2.09	2.49	83.94	0.76
BLE_1M	Ant1	2480	2.09	2.50	83.60	0.78

Test Graphs

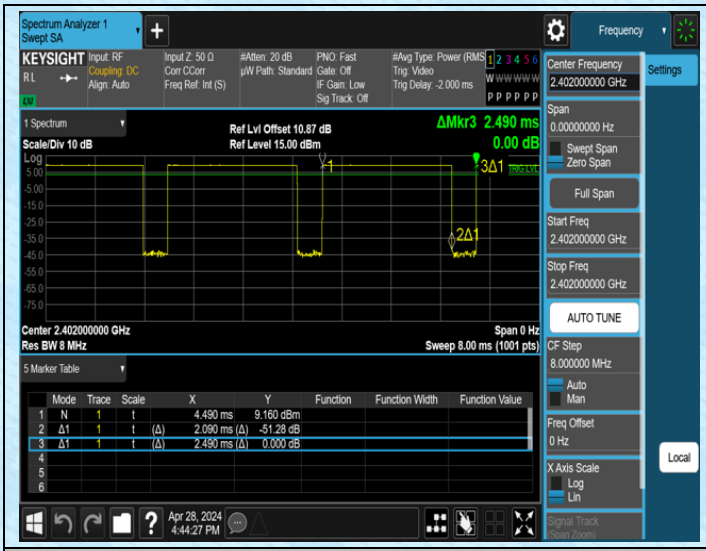

NTNV-BLE_1M-Ant1-2402

NTNV-BLE_1M-Ant1-2440

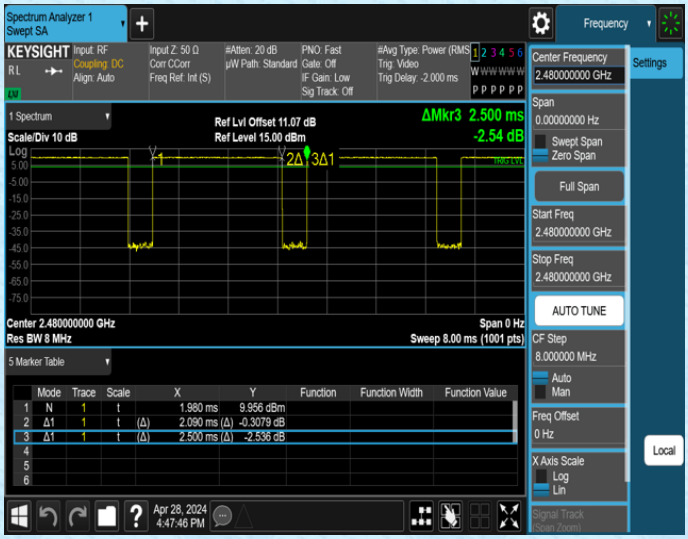

NTNV-BLE_1M-Ant1-2480

/

/

------End------