

SKMtek MID GT-7120

Instruction Guide



Thank you for choosing Genesis Tablet PC. We hope you can fully enjoy its exciting functions.

This manual is made for your easy understanding of the contents and features of this device.

Major Features

- Can enjoy powerful Android Gingerbread system version 2.3.
- Can use media with 7 inch TFT LCD of 800 x 480 resolutions with touch screen.
- Can take photos with any angles through dual camera located in front and rear position.
- Gorgeous and sophisticated slim design.
Its thickness is only 11mm.

For the more information of this device, please visit our website.

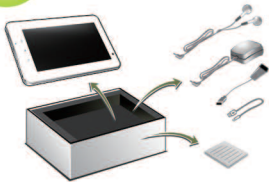
<http://www.evertexsa.com>

Quick start instruction

Thank you for purchasing GT-7120. Please follow the instructions below to get started.

1

Unpack the box



2

Connect to external power
(charge for at least 4 hours)



3

Power on the device
(press and hold for 2 seconds)



4

Download user manual



Contents

We have totally 6 inside contents. 1 device, 1 instruction guide, 1 charger, 1 Ear piece, 1 USB cable and 1 USB Gender.

Usable 3G Modem List

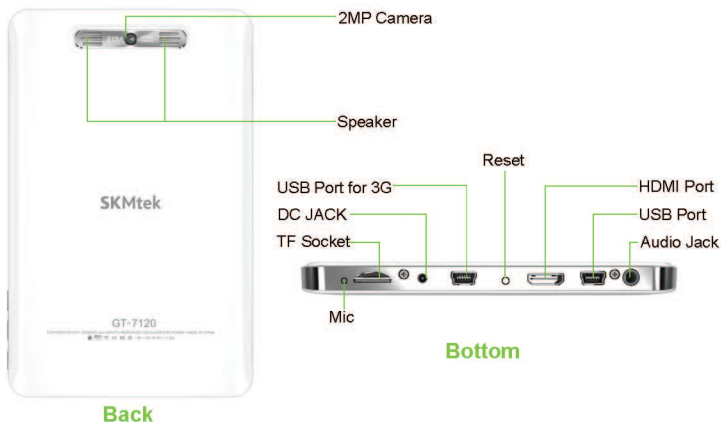
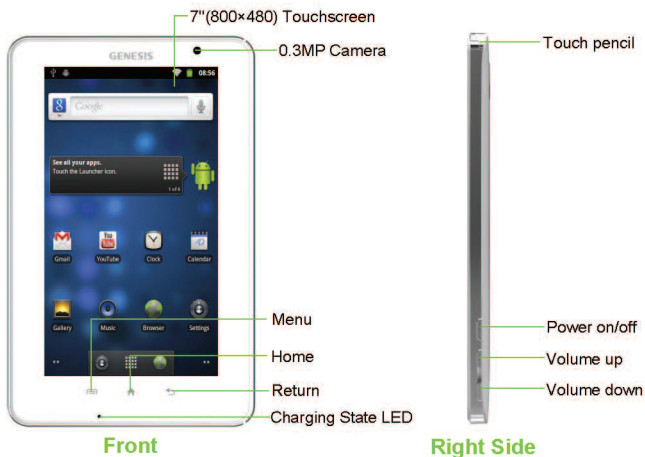
WCDMA:HUAWEI E180,E261,E220,E1750,E156G

WCDMA:ZTE MF637U

WCDMA:HSPDA 1901D

CDMA2000:HUAWEI EC122,ZTE AC2736

Product Overview



Reset your MID

if your device is not respond form screen input

you may have to perform reset if your device fails to respond when buttons are pressed or the screen is tapped.

To reset your device,use a small thin object (such as a paperclip) to press the recessed reset button.

Specification

- Samsung Cortex-A8 1.0GHz
- 512MB RAM
- 4GB Flash Storage
- 7" TFT 800×480
- Sensitive Touch Screen
- Dual Camera :
Front : 0.3M / Rear : 2M
- Support max to 32GB memory
- 1080P HD Video Output
- USB Host 2.0; USB Device2.0
- Built-in Stereo Speaker
- WIFI 802.11 b/g/n
- Applicable with External 3G Modem
- External USB turn NIC
- 360 Degree G-Sensor
- Battery 4000mAh
- Android 2.3
- Support various 3D game
- Apps : MSN. Skype etc
- Google Apps :
Gmaps/Gmail/Gtalk/Youtube
- Google Market
- Office tools :
PDF/Word/Excel/Power point
- Video : 1080P HD video
HW decode MPEG4/H.264/H.263
/VC1/MPEG2/MEPG4/WMV/FLV
/3GP/AVI/MKV/MOV/VOB/RMVB
- Music : MP3/WMA/WAV/AAC
/AAC+/OGG
- Image : JPEG/PNG/BMP/GIF
- Flash : Adobe Flash10.1
- Record : Recorder
- Language : Multilateral



Note: The device has to be kept a distance of 10cm from human body and its has no ad-hoc function.

This device complies with part 15 of the FCC rules. Operation is subject to the following two conditions: (1) this device may not cause harmful interference, and (2) this device must accept any interference received, including interference that may cause undesired operation.

NOTE: The manufacturer is not responsible for any radio or TV interference caused by unauthorized modifications to this equipment. Such modifications could void the user's authority to operate the equipment.

NOTE: This equipment has been tested and found to comply with the limits for a Class B digital device, pursuant to part 15 of the FCC Rules. These limits are designed to provide reasonable protection against harmful interference in a residential installation. This equipment generates uses and can radiate radio frequency energy and, if not installed and used in accordance with the instructions, may cause harmful interference to radio communications. However, there is no guarantee that interference will not occur in a particular installation.

If this equipment does cause harmful interference to radio or television reception, which can be determined by turning the equipment off and on, the user is encouraged to try to correct the interference by one or more of the following measures:

- Reorient or relocate the receiving antenna.
- Increase the separation between the equipment and receiver.
- Connect the equipment into an outlet on a circuit different from that to which the receiver is connected.
- Consult the dealer or an experienced radio/TV technician for help.