Cheer™

Specification Guide

Sonic presents Cheer, a well-rounded lineup of products featuring impressive sound quality stats. Cheer offers three technology levels, plus new power instruments, so there's a device for nearly every hearing loss. Multiple features add to a winning sound performance on Sonic's Speech Variable Processing platform. Plus, many devices include wireless connectivity. Better hearing every day. Now that's worth a Cheer.

CR 60|40|20 CPx
Earhook

CR 60|40|20 CPx
Thin Tube 1.3

CR 60|40|20 CPx
Thin Tube 0.9

Fitting Range – CPx

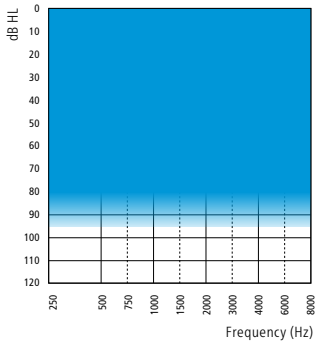

— Earhook without filter
- - - Earhook with filter
— Thin Tube 1.3 mm
- - - Thin Tube 0.9 mm

This device contains:
FCC ID: ZTOFU2BTERIT
IC: 9799A-FU2BTERIT

2cc Coupler

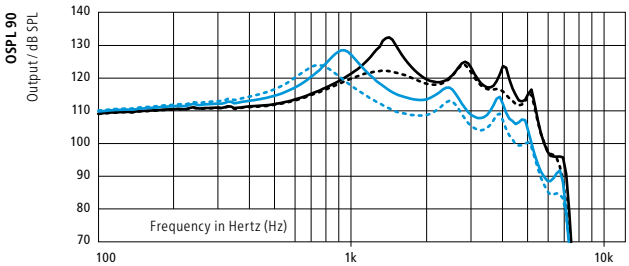

Ear Simulator

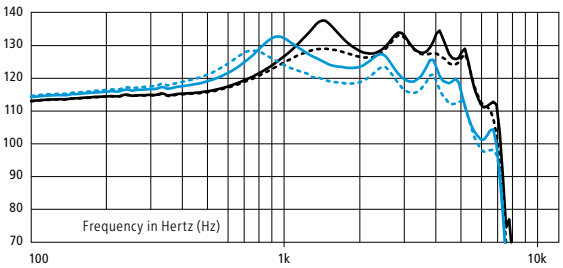

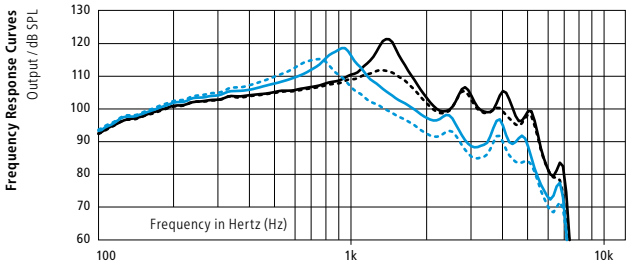

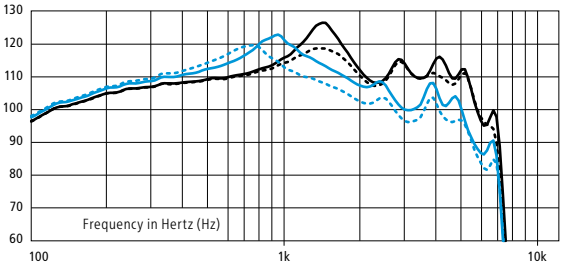

	2cc Coupler			Ear Simulator		
	EARHOOK	THIN TUBE 1.3	THIN TUBE 0.9	EARHOOK	THIN TUBE 1.3	THIN TUBE 0.9
OSPL90, Peak (dB SPL)	132*	128	124	137*	133*	128
OSPL90, 1600 Hz (dB SPL)	127	114	109	135*	124	119
OSPL90, HFA (dB SPL)	123	119	113	–	–	–
Full-on Gain, Peak (dB)	71	69	65	77	73	69
Full-on Gain, 1600 Hz (dB)	65	52	47	73	62	57
Full-on Gain, HFA (dB)	59	55	49	–	–	–
Reference Test Gain (dB)	47	44	38	60	49	44
Quiescent Current (mA)	1.1	1.1	1.1	1.1	1.1	1.1
Operating Current (mA)	1.6	1.6	1.6	1.2	1.2	1.2
Distortion 500/800/1600 Hz (%)	<5/<4/<2	<4/<2/<2	<2/<2/<2	<6/<5/<2	<4/<2/<2	<2/<2/<2
Frequency Range (Hz)	100 – 5600	100 – 5200	100 – 5500	–	–	–
Equivalent Input Noise[1], dB(A)	21	19	22	14	19	20
Telecoil 1 mA /m 1600 Hz, IEC (dB SPL)	93	80	74	102	89	84
Telecoil HFA SPLITS (dB SPL)	100	95	90	–	–	–
Program Button	●	●	●	●	●	●
Volume Control	●	●	●	●	●	●
Telecoil	●	●	●	●	●	●
Auto Telephone Detection	●	●	●	●	●	●
Battery Size	13	13	13	13	13	13
Microphone System	dual omni	dual omni	dual omni	dual omni	dual omni	dual omni
FM Adapter	○	○	○	○	○	○
DAI Adapter	○	○	○	○	○	○
Earhook	●	–	–	●	–	–
Thin Tube 0.9/1.3	–	○	○	–	○	○

● standard ○ optional

[1] Technical data measured with expansion, corresponding to the test box measurement settings.

"2cc" refers to a coupler according to IEC 60318-5:2006. "Ear simulator" refers to a coupler according to IEC 60318-4:2010.
Applied versions: IEC 60118-0 /A1:1994, IEC 60118-1 /A1:1998, IEC 60118-7: 2005, ANSI S3.22: 2014.

*** Warning to the instrument dispenser**
The maximum output capability of the hearing instrument may exceed 132 dB SPL (IEC 60318-4). Special care should be exercised in selecting and fitting the instrument, as there may be risk of impairing the remaining hearing of the hearing instrument user.

CR 60|40|20 P
Earhook

CR 60|40|20 P
Thin Tube 1.3

CR 60|40|20 P
Thin Tube 0.9

Fitting Range – P

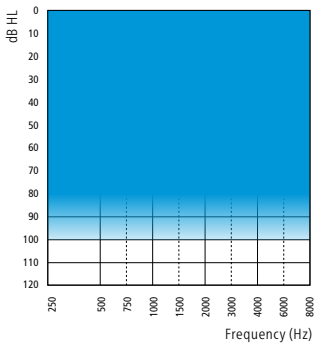

— Earhook without filter
--- Earhook with filter
— Thin Tube 1.3 mm
--- Thin Tube 0.9 mm

This device contains:
FCC ID: ZTOFU2BTEPP
IC: 9799A-FU2BTEPP

2cc Coupler | **Ear Simulator**

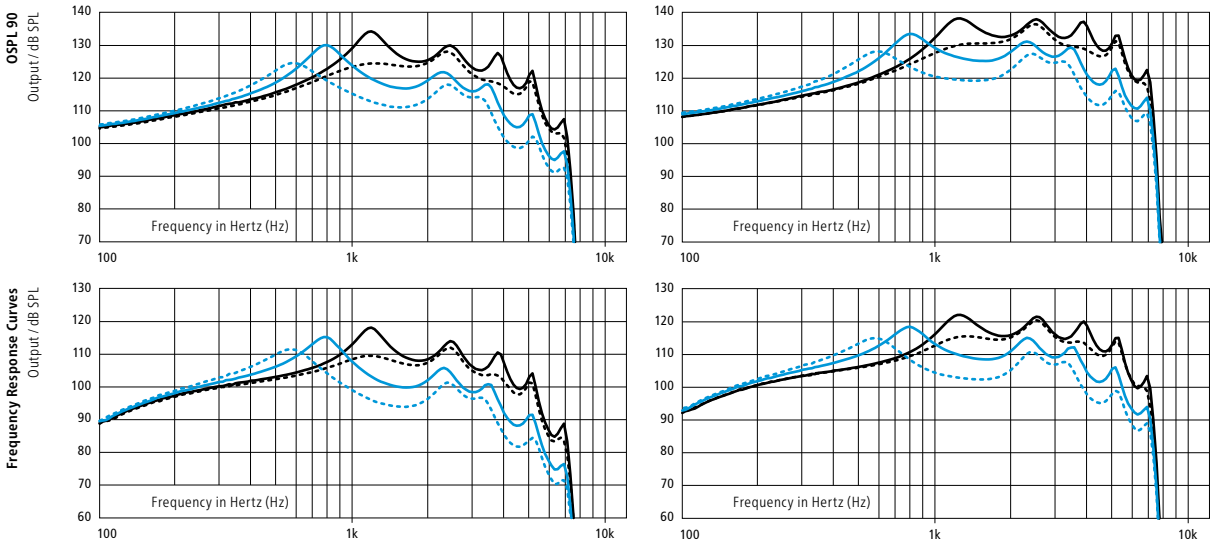

	2cc Coupler			Ear Simulator		
	EARHOOK	THIN TUBE 1.3	THIN TUBE 0.9	EARHOOK	THIN TUBE 1.3	THIN TUBE 0.9
OSPL90, Peak (dB SPL)	134*	130	125	138*	133*	128
OSPL90, 1600 Hz (dB SPL)	126	117	111	134*	125	119
OSPL90, HFA (dB SPL)	128	120	114	–	–	–
Full-on Gain, Peak (dB)	68	65	61	72	68	65
Full-on Gain, 1600 Hz (dB)	59	50	44	67	58	52
Full-on Gain, HFA (dB)	62	54	48	–	–	–
Reference Test Gain (dB)	51	42	37	58	50	43
Quiescent Current (mA)	1.3	1.3	1.3	1.3	1.3	1.3
Operating Current (mA)	1.7	1.8	1.8	1.5	1.5	1.5
Distortion 500/800/1600 Hz (%)	<2/<2/<2	<2/<2/<2	<2/<2/<2	<5/<3/<2	<2/<2/<2	<2/<2/<2
Frequency Range (Hz)	100 – 5600	100 – 5600	100 – 5800	–	–	–
Equivalent Input Noise[1], dB(A)	15	18	20	18	20	22
Telecoil 1 mA /m 1600 Hz, IEC (dB SPL)	89	79	73	96	87	80
Telecoil HFA SPLITS (dB SPL)	108	100	94	–	–	–
Program Button	●	●	●	●	●	●
Volume Control	●	●	●	●	●	●
Telecoil	●	●	●	●	●	●
Auto Telephone Detection	●	●	●	●	●	●
Battery Size	13	13	13	13	13	13
Microphone System	dir	dir	dir	dir	dir	dir
FM Adapter	○	○	○	○	○	○
DAI Adapter	○	○	○	○	○	○
Earhook	●	–	–	●	–	–
Thin Tube 0.9/1.3	–	○	○	–	○	○

● standard ○ optional

[1] Technical data measured with expansion, corresponding to the test box measurement settings.

"2cc" refers to a coupler according to IEC 60318-5:2006. "Ear simulator" refers to a coupler according to IEC 60318-4:2010.
Applied versions: IEC 60118-0 /A1:1994, IEC 60118-1 /A1:1998, IEC 60118-7: 2005, ANSI S3.22: 2014.

*** Warning to the instrument dispenser**
The maximum output capability of the hearing instrument may exceed 132 dB SPL (IEC 60318-4). Special care should be exercised in selecting and fitting the instrument, as there may be risk of impairing the remaining hearing of the hearing instrument user.

CR 60|40|20 N
Earhook

CR 60|40|20 N
Thin Tube 1.3

CR 60|40|20 N
Thin Tube 0.9

Fitting Range – N

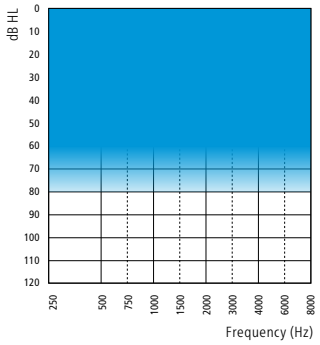

— Earhook without filter
- - - Earhook with filter
— Thin Tube 1.3 mm
- - - Thin Tube 0.9 mm

This device contains:
FCC ID : ZTOF2BTE01
IC: 9799A-F2BTE01

2cc Coupler | **Ear Simulator**

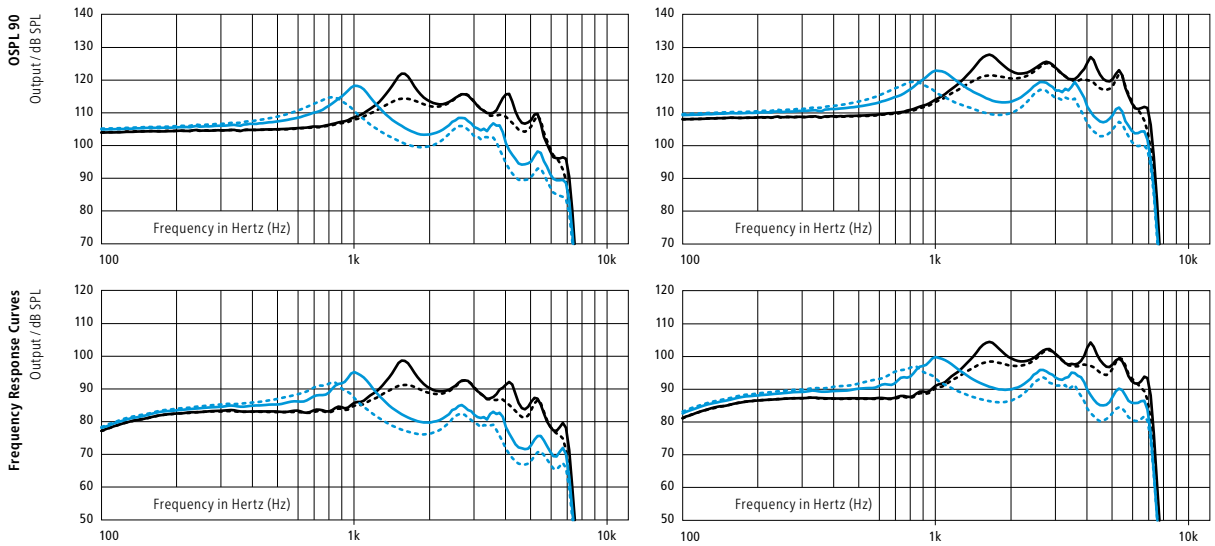

	2cc Coupler			Ear Simulator		
	EARHOOK	THIN TUBE 1.3	THIN TUBE 0.9	EARHOOK	THIN TUBE 1.3	THIN TUBE 0.9
OSPL90, Peak (dB SPL)	122	118	115	128	123	119
OSPL90, 1600 Hz (dB SPL)	122	105	101	127	114	110
OSPL90, HFA (dB SPL)	115	110	105	–	–	–
Full-on Gain, Peak (dB)	49	46	42	55	50	47
Full-on Gain, 1600 Hz (dB)	48	32	27	54	41	36
Full-on Gain, HFA (dB)	42	37	32	–	–	–
Reference Test Gain (dB)	36	31	26	47	34	30
Quiescent Current (mA)	1.1	1.1	1.1	1.1	1.1	1.1
Operating Current (mA)	1.1	1.1	1.1	1.1	1.1	1.1
Distortion 500/800/1600 Hz (%)	<2/<2/<2	<2/<2/<2	<2/<2/<2	<3/<2/<2	<2/<2/<2	<2/<2/<2
Frequency Range (Hz)	100 – 7100	100 – 7100	100 – 7100	–	–	–
Equivalent Input Noise[1], dB(A)	15	14	15	12	18	20
Program Button	●	●	●	●	●	●
Volume Control	–	–	–	–	–	–
Telecoil	–	–	–	–	–	–
Auto Telephone Detection	–	–	–	–	–	–
Battery Size	312	312	312	312	312	312
Microphone System	dir	dir	dir	dir	dir	dir
FM Adapter	–	–	–	–	–	–
DAI Adapter	–	–	–	–	–	–
Earhook	○	–	–	○	–	–
Thin Tube 0.9/1.3	–	●	●	–	●	●

● standard ○ optional

[1] Technical data measured with expansion, corresponding to the test box measurement settings.

"2cc" refers to a coupler according to IEC 60318-5:2006. "Ear simulator" refers to a coupler according to IEC 60318-4:2010.
Applied versions: IEC 60118-0 /A1:1994, IEC 60118-1 /A1:1998, IEC 60118-7: 2005, ANSI S3.22: 2014.

CR 60|40 miniRITE

— 100-Speaker
--- 85-Speaker
— 60-Speaker

This device contains:
FCC ID : ZTOF2RITE3
IC: 9799A-F2RITE3

Fitting Range - MNR with 100-Speaker

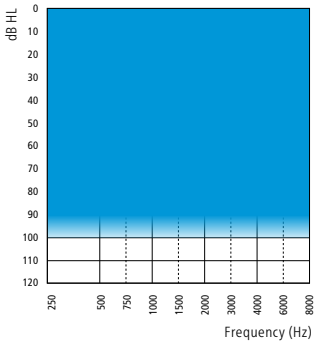

Fitting Range - MNR with 85-Speaker

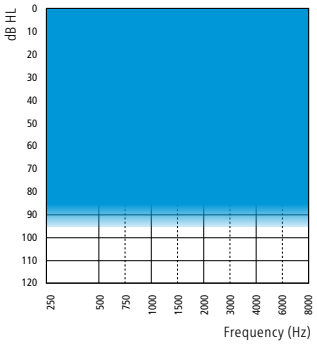

Fitting Range - MNR with 60-Speaker

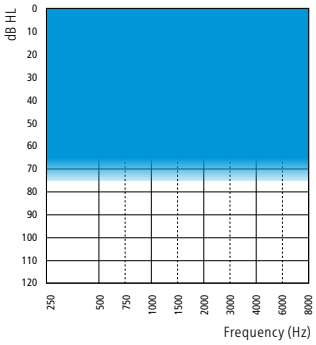

2cc Coupler | **Ear Simulator**

OSPL 90 Output / dB SPL

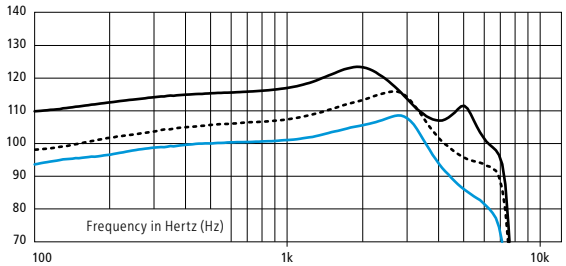

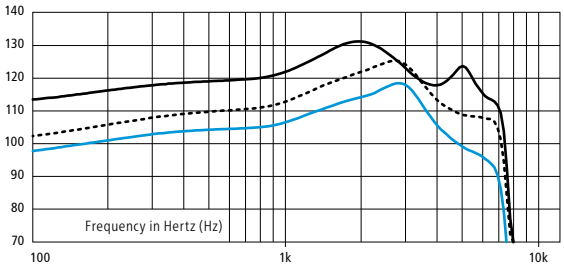

Frequency Response Curves Output / dB SPL

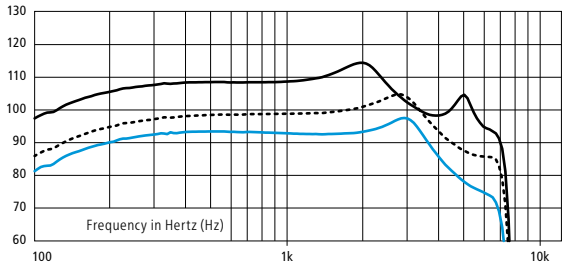

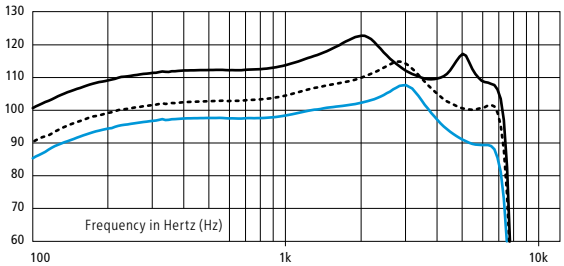

	2cc Coupler			Ear Simulator		
	100-SPEAKER	85-SPEAKER	60-SPEAKER	100-SPEAKER	85-SPEAKER	60-SPEAKER
OSPL90, Peak (dB SPL)	123	116	109	131	125	118
OSPL90, 1600 Hz (dB SPL)	122	111	104	129	119	112
OSPL90, HFA (dB SPL)	119	111	104	–	–	–
Full-on Gain, Peak (dB)	64	55	47	73	65	58
Full-on Gain, 1600 Hz (dB)	62	50	43	69	58	51
Full-on Gain, HFA (dB)	59	51	44	–	–	–
Reference Test Gain (dB)	44	35	28	55	44	37
Quiescent Current (mA)	1.3	1.3	1.2	1.3	1.3	1.2
Operating Current (mA)	1.6	1.5	1.3	1.4	1.3	1.3
Distortion 500/800/1600 Hz (%)	<2/<2/<2	<2/<2/<2	<2/<2/<2	<4/<2/<3	<2/<2/<2	<5/<5/<2
Frequency Range (Hz)	100 – 7100	100 – 7100	100 – 6500	–	–	–
Equivalent Input Noise[1], dB(A)	18	18	18	15	19	19
Program Button	●	●	●	●	●	●
Volume Control	–	–	–	–	–	–
Telecoil	–	–	–	–	–	–
Auto Telephone Detection	●	●	●	●	●	●
Battery Size	312	312	312	312	312	312
Microphone System	dir	dir	dir	dir	dir	dir
FM Adapter	–	–	–	–	–	–
DAI Adapter	–	–	–	–	–	–

● standard ○ optional

[1] Technical data measured with expansion, corresponding to the test box measurement settings.

"2cc" refers to a coupler according to IEC 60318-5:2006. "Ear simulator" refers to a coupler according to IEC 60318-4:2010.
Applied versions: IEC 60118-0 /A1:1994, IEC 60118-1 /A1:1998, IEC 60118-7: 2005, ANSI S3.22: 2014.

CR 60|40|20
ITEPDW

CR 60|40
ITED

— ITEPDW
- - - ITED

CR 60|40|20 ITEPDW contains:
FCC ID : ZTOF2ITE01
IC: 9799A-F2ITE01

Fitting Range – ITEPDW

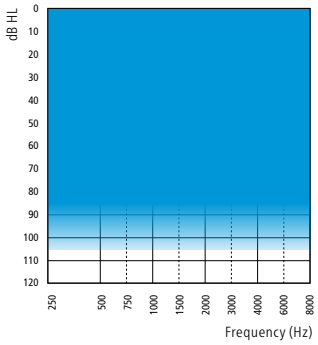

Fitting Range – ITED

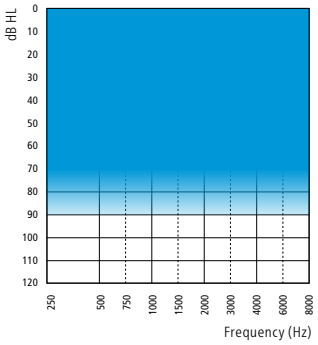

2cc Coupler | **Ear Simulator**

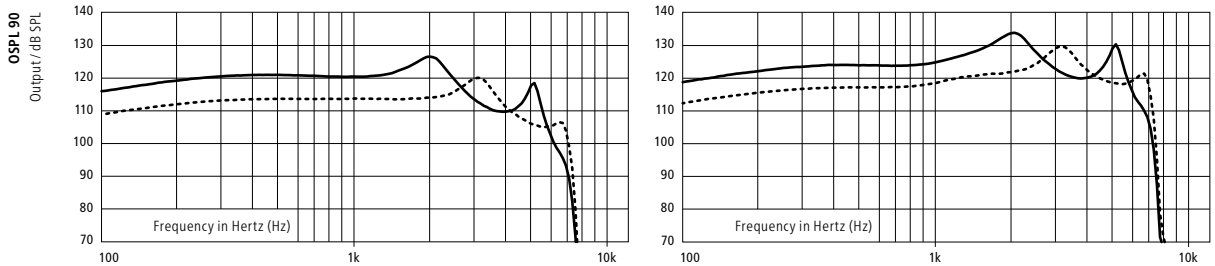

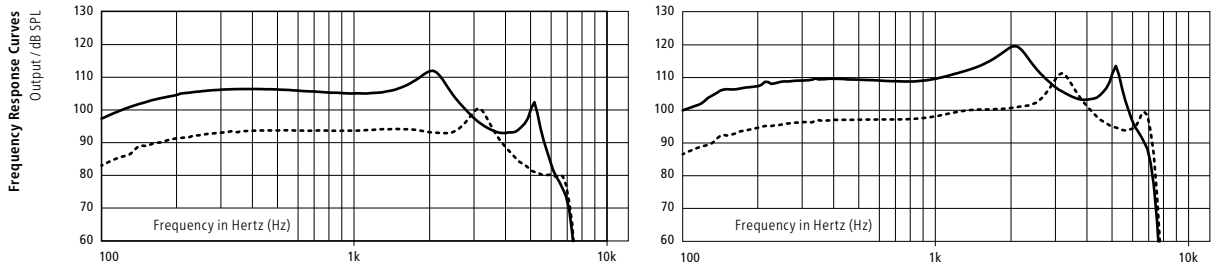

	2cc Coupler		Ear Simulator	
	ITEPDW	ITED	ITEPDW	ITED
OSPL 90, Peak (dB SPL)	126	120	134*	130
OSPL 90, 1600 Hz (dB SPL)	123	114	129	121
HFA-OSPL 90 (dB SPL)	121	114	–	–
Full-On Gain, Peak (dB)	62	50	69	61
Full-On Gain, 1600 Hz (dB)	57	44	64	50
HFA Full-On Gain (dB)	55	44	–	–
Reference Test Gain (dB)	43	38	54	43
Quiescent Current (mA)	1.2	0.9	1.2	0.9
Operating Current (mA)	1.3	1.2	1.3	0.9
Distortion 500 / 800 / 1600 Hz (%)	<2/<2/<2	<2/<2/<4	<2/<2/<2	<2/<2/<3
Frequency Range (Hz)	100 – 6000	100 – 7100	–	–
Equivalent Input Noise[1], dB(A)	19	19	17	21
Telecoil 1 mA/m 1600 Hz, IEC (dB SPL)	86	74	93	81
Telecoil HFA SPLITS (dB SPL)	99	92	–	–
Program Button	○	○	○	○
Volume Control	–	○	–	○
Telecoil	○	○	○	○
Auto Telephone Detection	○	○	○	○
Battery Size	13	13	13	13
Microphone System	dir	dir	dir	dir

● standard ○ optional

[1] Technical data measured with expansion, corresponding to the test box measurement settings.

"2cc" refers to a coupler according to IEC 60318-5:2006. "Ear simulator" refers to a coupler according to IEC 60318-4:2010.
Applied versions: IEC 60118-0 /A1:1994, IEC 60118-1 /A1:1998, IEC 60118-7: 2005, ANSI S3.22: 2014.

*** Warning to the instrument dispenser**
The maximum output capability of the hearing instrument may exceed 132 dB SPL (IEC 60318-4). Special care should be exercised in selecting and fitting the instrument, as there may be risk of impairing the remaining hearing of the hearing instrument user.

CR 60|40|20
ITCPDW

CR 60|40
ITCW

— ITCPDW
--- ITCW

This device contains:
FCC ID: ZTOF2ITE01
IC: 9799A-F2ITE01

Fitting Range – ITCPDW

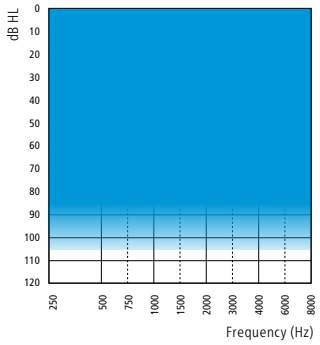

Fitting Range – ITCW

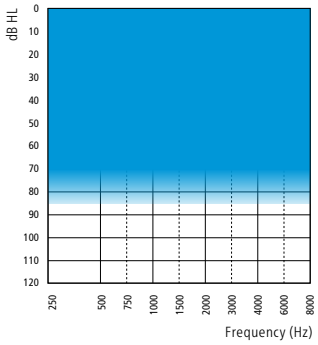

2cc Coupler | **Ear Simulator**

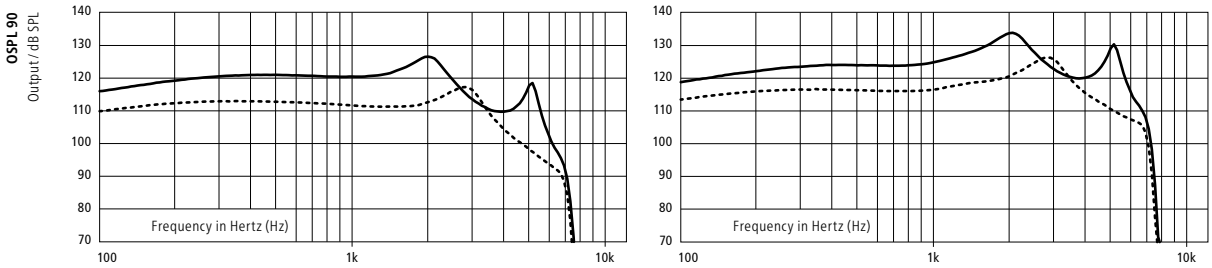

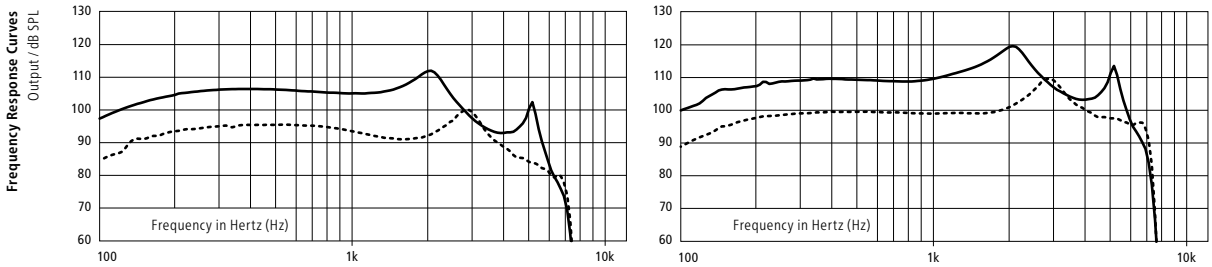

	2cc Coupler		Ear Simulator	
	ITCPDW	ITCW	ITCPDW	ITCW
OSPL 90, Peak (dB SPL)	126	117	134*	126
OSPL 90, 1600 Hz (dB SPL)	123	111	129	119
HFA-OSPL 90 (dB SPL)	121	113	–	–
Full-On Gain, Peak (dB)	62	50	69	60
Full-On Gain, 1600 Hz (dB)	57	41	64	49
HFA Full-On Gain (dB)	55	44	–	–
Reference Test Gain (dB)	43	35	54	42
Quiescent Current (mA)	1.2	1.1	1.2	1.1
Operating Current (mA)	1.3	1.3	1.3	1.1
Distortion 500 / 800 / 1600 Hz (%)	<2/<2/<2	<2/<2/<2	<2/<2/<2	<2/<2/<2
Frequency Range (Hz)	100 – 6000	100 – 7100	–	–
Equivalent Input Noise[1], dB(A)	19	22	17	25
Telecoil 1 mA/m 1600 Hz, IEC (dB SPL)	86	72	93	80
Telecoil HFA SPLITS (dB SPL)	99	94	–	–
Program Button	○	○	○	○
Volume Control	–	–	–	–
Telecoil	○	○	○	○
Auto Telephone Detection	○	○	○	○
Battery Size	312	312	312	312
Microphone System	dir	omni	dir	omni

● standard ○ optional

[1] Technical data measured with expansion, corresponding to the test box measurement settings.

"2cc" refers to a coupler according to IEC 60318-5:2006. "Ear simulator" refers to a coupler according to IEC 60318-4:2010.
Applied versions: IEC 60118-0 /A1:1994, IEC 60118-1 /A1:1998, IEC 60118-7: 2005, ANSI S3.22: 2014.

*** Warning to the instrument dispenser**
The maximum output capability of the hearing instrument may exceed 132 dB SPL (IEC 60318-4). Special care should be exercised in selecting and fitting the instrument, as there may be risk of impairing the remaining hearing of the hearing instrument user.

CR 60|40
ITCD

CR 60|40|20
ITC

— ITCD
- - - ITC

Fitting Range – ITCD

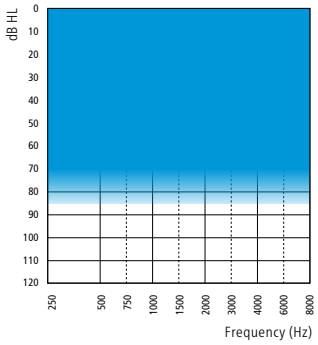

Fitting Range – ITC

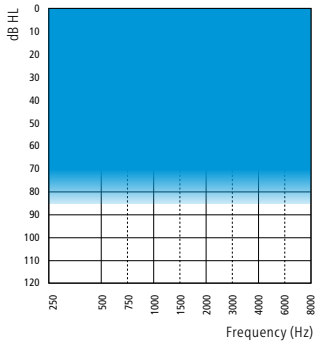

2cc Coupler

Ear Simulator

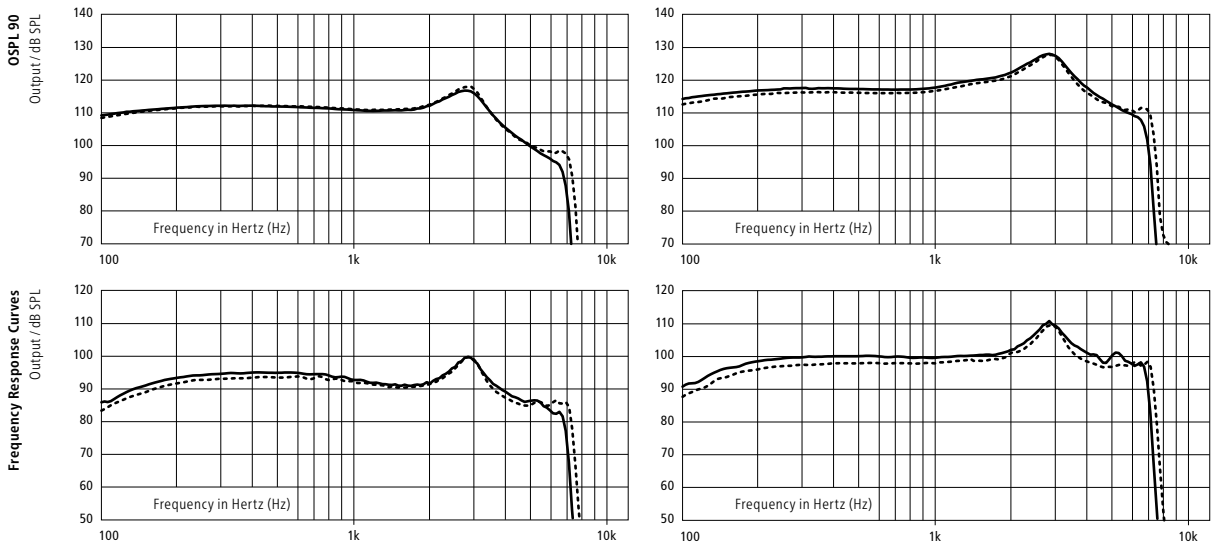

	2cc Coupler		Ear Simulator	
	ITCD	ITC	ITCD	ITC
OSPL 90, Peak (dB SPL)	117	118	128	128
OSPL 90, 1600 Hz (dB SPL)	111	111	120	119
HFA-OSPL 90 (dB SPL)	112	113	–	–
Full-On Gain, Peak (dB)	50	50	63	60
Full-On Gain, 1600 Hz (dB)	41	40	50	49
HFA Full-On Gain (dB)	43	43	–	–
Reference Test Gain (dB)	36	35	44	42
Quiescent Current (mA)	0.9	0.8	0.9	0.8
Operating Current (mA)	1.0	0.9	0.9	0.8
Distortion 500 / 800 / 1600 Hz (%)	<2/<2/<2	<2/<2/<2	<2/<2/<2	<2/<2/<2
Frequency Range (Hz)	100 – 7100	100 – 7500	–	–
Equivalent Input Noise[1], dB(A)	19	21	22	25
Telecoil 1 mA/m 1600 Hz, IEC (dB SPL)	72	72	81	80
Telecoil HFA SPLITS (dB SPL)	94	91	–	–
Program Button	○	○	○	○
Volume Control	○	○	○	○
Telecoil	○	○	○	○
Auto Telephone Detection	○	○	○	○
Battery Size	312	312	312	312
Microphone System	dir	omni	dir	omni

● standard ○ optional

[1] Technical data measured with expansion, corresponding to the test box measurement settings.

"2cc" refers to a coupler according to IEC 60318-5:2006. "Ear simulator" refers to a coupler according to IEC 60318-4:2010.
Applied versions: IEC 60118-0 /A1:1994, IEC 60118-1 /A1:1998, IEC 60118-7: 2005, ANSI S3.22: 2014.

CR 60|40
CICPW

CR 60|40|20
CICW

— CICPW
--- CICW

This device contains:
FCC ID: ZTOF2CIC01
IC: 9799A-F2CIC01

Fitting Range – CICPW

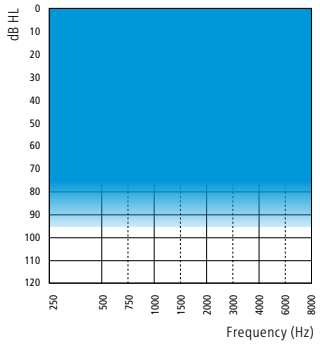

Fitting Range – CICW

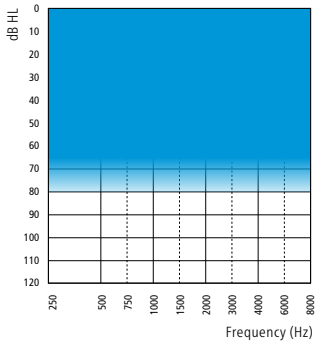

2cc Coupler | **Ear Simulator**

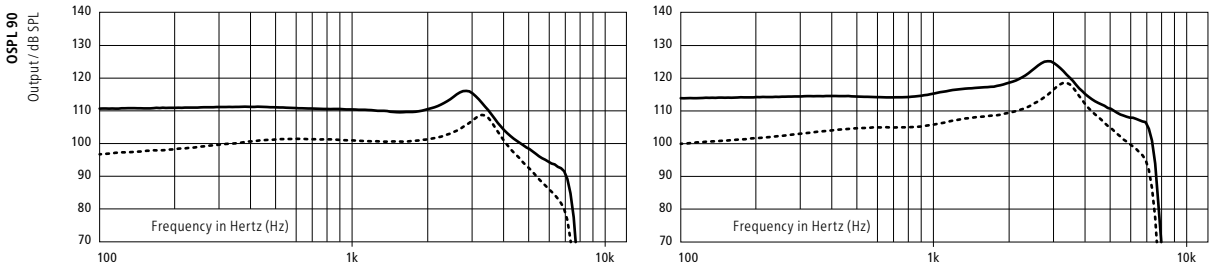

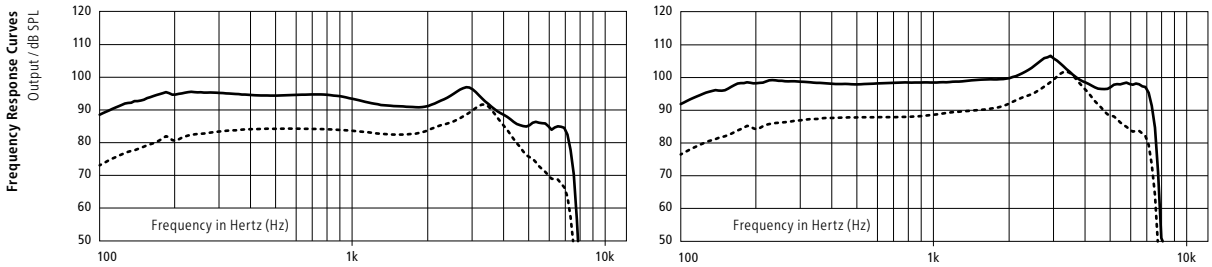

	2cc Coupler		Ear Simulator	
	CICPW	CICW	CICPW	CICW
OSPL90, Peak (dB SPL)	116	109	125	119
OSPL90, 1600 Hz (dB SPL)	110	101	117	108
OSPL90, HFA (dB SPL)	111	102	–	–
Full-on Gain, Peak (dB)	47	42	57	52
Full-on Gain, 1600 Hz (dB)	41	32	49	40
Full-on Gain, HFA (dB)	43	34	–	–
Reference Test Gain (dB)	33	24	42	34
Quiescent Current (mA)	1.1	1.1	1.1	1.1
Operating Current (mA)	1.2	1.2	1.1	1.1
Distortion 500/800/1600 Hz (%)	<2/<2/<2	<2/<2/<2	<2/<2/<2	<3/<3/<2
Frequency Range (Hz)	100 – 7500	100 – 7100	–	–
Equivalent Input Noise[1], dB(A)	19	21	21	23
Program Button	○	○	○	○
Volume Control	–	–	–	–
Telecoil	–	–	–	–
Auto Telephone Detection	–	–	–	–
Battery Size	10	10	10	10
Microphone System	omni	omni	omni	omni

● standard ○ optional

[1] Technical data measured with expansion, corresponding to the test box measurement settings.

"2cc" refers to a coupler according to IEC 60318-5:2006. "Ear simulator" refers to a coupler according to IEC 60318-4:2010.
Applied versions: IEC 60118-0 /A1:1994, IEC 60118-1 /A1:1998, IEC 60118-7: 2005, ANSI S3.22: 2014.

CR 60|40
CIC

CR 60
IIC

— CIC
--- IIC

Fitting Range – CIC

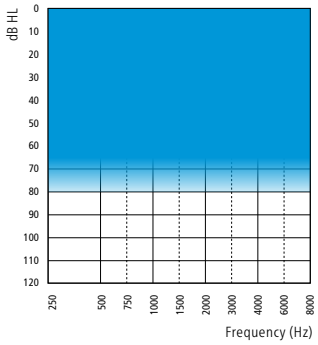

Fitting Range – IIC

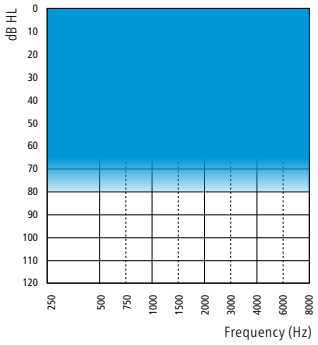

2cc Coupler | **Ear Simulator**

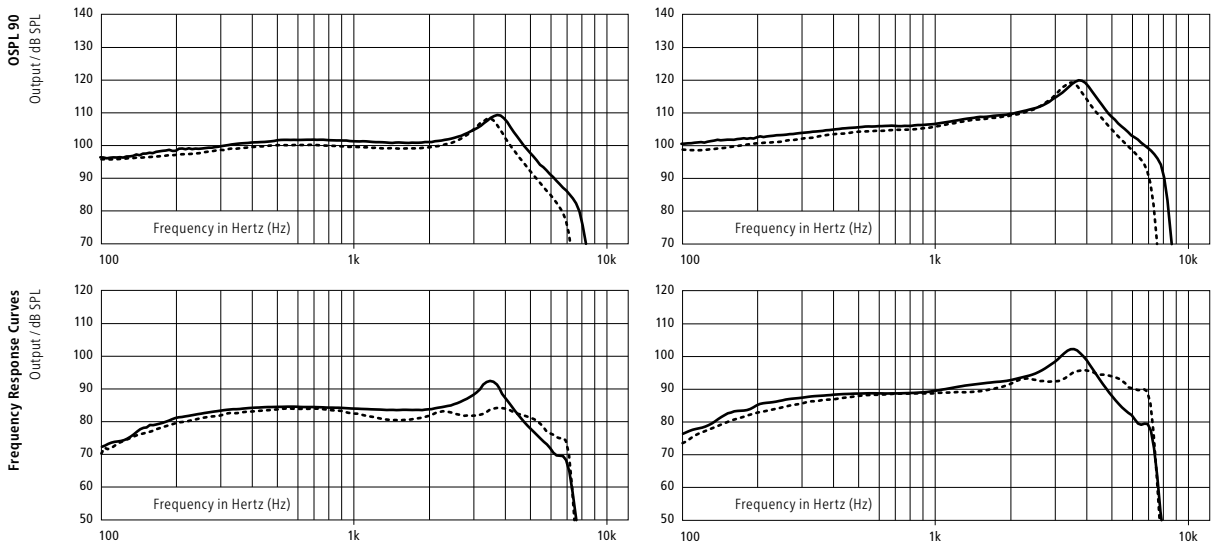

	2cc Coupler		Ear Simulator	
	CIC	IIC	CIC	IIC
OSPL90, Peak (dB SPL)	109	108	120	119
OSPL90, 1600 Hz (dB SPL)	101	99	109	108
OSPL90, HFA (dB SPL)	102	100	–	–
Full-on Gain, Peak (dB)	42	35	52	46
Full-on Gain, 1600 Hz (dB)	34	31	42	40
Full-on Gain, HFA (dB)	35	32	–	–
Reference Test Gain (dB)	24	23	34	33
Quiescent Current (mA)	0.7	0.8	0.7	0.8
Operating Current (mA)	0.8	0.8	0.7	0.8
Distortion 500/800/1600 Hz (%)	<2/<2/<2	<2/<2/<2	<2/<2/<2	<2/<2/<2
Frequency Range (Hz)	100 – 6900	100 – 7300	–	–
Equivalent Input Noise[1], dB(A)	21	20	24	22
Program Button	○	–	○	–
Volume Control	–	–	–	–
Telecoil	–	–	–	–
Auto Telephone Detection	–	–	–	–
Battery Size	10	10	10	10
Microphone System	omni	omni	omni	omni

● standard ○ optional

[1] Technical data measured with expansion, corresponding to the test box measurement settings.

"2cc" refers to a coupler according to IEC 60318-5:2006. "Ear simulator" refers to a coupler according to IEC 60318-4:2010.
Applied versions: IEC 60118-0 /A1:1994, IEC 60118-1 /A1:1998, IEC 60118-7: 2005, ANSI S3.22: 2014.

ACOUSTIC OPTIONS

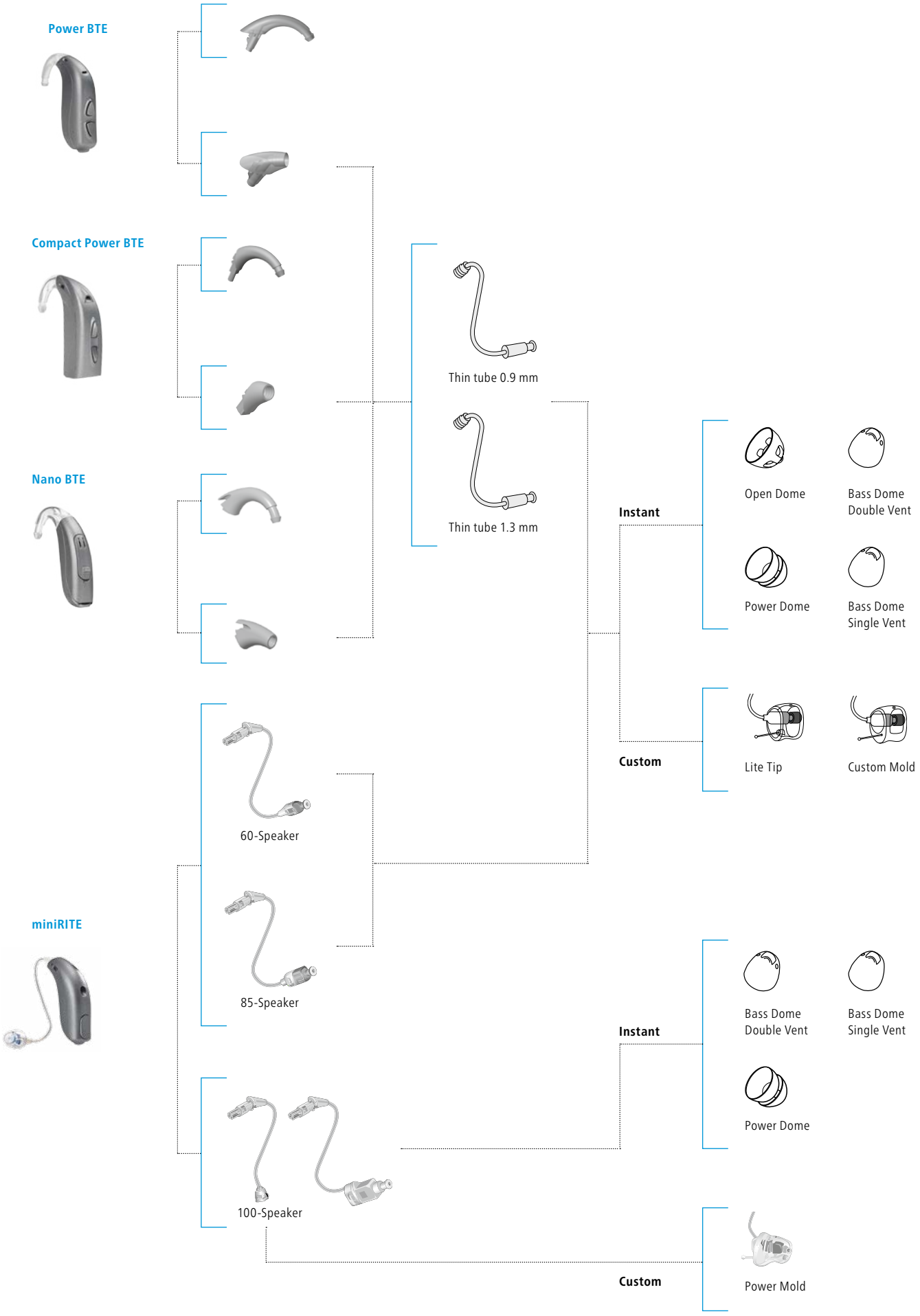

MODEL OVERVIEW

	IIC[1]	CIC	ITC	ITE	MNR[2]	N	P	CPx
Battery Size	10	10	312	13	312	312	13	13
Power Model		○	○	○	Power Receiver		●	●
Directional Microphones			○	●	●	●	●	
Program Button		○	○	○	●	●	●	●
Volume Control			○	○			●	●
Telecoil			○	○			●	●
Auto Telephone			○	○	●		●	●
Wireless Connectivity[3]		○	○	○	●	●	●	●
DAI/FM							●	●
Earhook						○	●	●
Thin Tube Adapter						●	○	○
IP Rating[4]					IP58	IP57	IP58	IP58

● standard ○ optional

[1] Cheer 60 only
[2] Cheer 60 and Cheer 40 only
[3] Cheer 20 with limited wireless functionality
[4] IP5X indicates dust protection.
IPX8 indicates the protection against the effects of continuous immersion in water.
IPX7 indicates the protection against the effects of temporary immersion in water.

HEARING INSTRUMENT COLORS

All Cheer BTEs are available in six top shell and two base shell colors.

Base shell taupe

beige taupe brown

Base shell dark grey

grey dark grey black

All custom hearing instruments are available in four colors.

beige light brown medium brown dark brown black (IIC only)

FEATURE OVERVIEW*

	CHEER 60	CHEER 40	CHEER 20
SOUND QUALITY			
Signal Processing	◂ ····· Speech Variable Processing ····· ▸		
Phoneme Focus	●	●	●
Envelope Focus	●	●	●
Frequency Bandwidth	8 kHz	8 kHz	8 kHz
Frequency Transfer	●		
NOISE MANAGEMENT			
Adaptive Feedback Canceller	●	●	●
Wind Noise Reduction	●	●	
Soft Noise Reduction	●	●	●
Speech Priority Noise Reduction	4 Options	3 Options	3 Options
DIRECTIONALITY			
Omni Directionality	●	●	●
Fixed Directionality	●	●	●
Adaptive Directionality	●	●	
BINAURAL COORDINATION			
Volume & Program Change	●	●	●
Non-Telephone Ear Control (Auto-T)	●		
Non-Telephone Ear Control (Manual)	●	●	
PROGRAMMING OPTIONS			
Universal Program	●	●	●
Manual Listening Programs	4	4	4
Environments	13	11	5
Data Logging	●	●	●
Data Learning	●		
FittingLINK Wireless Programming	○	○	○
Real Ear Fit	●	●	●
PATIENT CONVENIENCES			
Wireless Capability	●	●	●
Push Button Mute	●	●	
Audible Performance Indicators	●	●	●
Start-Up Delay	●	●	●
Auto Telephone Detection	●		

* Not all features available in all models

● standard ○ optional

PROGRAMMING EQUIPMENT

Cheer are programmed with Sonic EXPRESSfit, version 15.2 or higher, a NOAH compatible MS-Windows® based PC-fitting software. HI-PRO, HI-PRO 2, NOAHlink, EXPRESSlink³, FittingLINK or nEARcom programming interface is required. FittingLINK can only be used with wireless styles. A stand-alone installation of EXPRESSfit is also possible.

Operating System

Microsoft® Windows® 8.1, 32/64 bit, all editions
Microsoft® Windows® 8, 32/64 bit, all editions
Microsoft® Windows® 7, 32/64 bit, all editions
Microsoft® Windows Vista®, 32/64 bit, all editions
Microsoft® Windows® XP SP3

Noah

Noah 4 (all versions)
Noah 4.3 (minimum for Windows® 8)
All versions of Noah 3 (not recommended)
Note: If you are using OAS software please use only versions with Noah Engine updated to the miminum standard above.

ACCESSORIES	DESCRIPTION	PART NUMBER
Prog. cable, Nr. 2 New standard (HiPro/EXPRESSlink3)	Blue, left – 200 cm length	120902
Prog. cable, Nr. 2 New standard (HiPro/EXPRESSlink3)	Red, right – 200 cm length	120900
NOAH Link Programming Cable	Blue, left – 50 cm length	3003388
NOAH Link Programming Cable	Red, right – 50 cm length	3003387
Programming Adapter	For CPx	399-50-640-00
FlexConnect	Programming strip for miniRITE	390-01-180-05
FlexConnect Mini	Programming strip for custom instruments	117468

ACCESSORIES

PRODUCT	DESCRIPTION	PART NUMBER
RC-N Remote Control	Discreet device for volume and program adjustment	139770
SoundGate 3 (Bluetooth®)	Interface for wireless communication, remote control. With telecoil.	144605
SoundGate Mic	Clip-on microphone that enhances speech understanding of a chosen speaker's voice (requires SoundGate 3)	145646
FittingLINK	Allows wireless programming of hearing instruments	144720
TV Adapter 2 (Bluetooth®)	Enables wireless reception of TV audio signals	138361
Phone Adapter 2 (Bluetooth®)	Enables wireless reception of landline phone calls	130970 US, 130966 EU, 130964 BR, 130965 CN, 130968 KR, 130963 AU, 131570 RU, 130969 NZ, 130971 ZA
DAI Adapter (DAI 4)	For CPx BTE	147602
DAI Adapter (AP1000)	For P BTE	142207
FM Adapter (FM9)	For CPx BTE	147435
FM Adapter (FM10)	For P BTE	142328
miniFit Thin Tube Kit	For P BTE, CPx and N BTE Containing different types of domes and thin tubes, tools and other equipment	156557
miniFit Speaker Kit	For miniRITE Containing 60- and 85-Speakers, Open Domes and Bass Dome Double Vent, tools and other equipment	152606

Sonic Innovations, Inc.
2501 Cottontail Lane
Somerset, NJ 08873 USA
+1 888 423 7834

EC REP

Sonic AG
Morgenstrasse 131
3018 Bern, Switzerland
+41 31 560 21 21

©2015 Sonic Innovations, Inc. All rights reserved.
Bluetooth is a registered trademark owned by
Bluetooth SIG, Inc, USA.

Operating Conditions
· Temperature: +1 °C to +40 °C
· Humidity: 5 % to 93 %, non-condensing

Storage and Transportation Conditions
Temperature and humidity shall not exceed the below limits for extended periods during transportation and storage:
· Temperature: –25 °C to +60 °C
· Humidity: 5 % to 93 %, non-condensing

CE 0543 0682

E2832

www.sonici.com

SONIC
Everyday Sounds Better

10.15 | 160827 | UK