FCC Test Report

Equipment	:	Whole Home Smart Wi-Fi Range Extender
Brand Name	:	Amped Wireless
Model No.	:	AEX1200L
FCC ID	:	ZTT-AEX1200L
Standard	:	47 CFR FCC Part 15.407
Operating Band	:	5150 MHz – 5250 MHz 5725 MHz – 5850 MHz
Applicant	:	Amped Wireless 13089 Peyton Dr. #C307 Chino Hills, CA 91709 USA
Manufacturer	:	Amped Wireless 13089 Peyton Dr. #C307 Chino Hills, CA 91709 USA
Function	:	☐ Outdoor; ☒ Indoor; ☐ Fixed P2P ☐ Client

The product sample received on Jul. 06, 2017 and completely tested on Jul. 14, 2017. We, SPORTON, would like to declare that the tested sample has been evaluated in accordance with the procedures given in ANSI C63.10-2013 and shown compliance with the applicable technical standards.

The test results in this report apply exclusively to the tested model / sample. Without written approval of SPORTON INTERNATIONAL INC., the test report shall not be reproduced except in full.

Cliff Chang
SPORTON INTERNATIONAL INC.

Testing Laboratory
1190

Table of Contents

1 GENERAL DESCRIPTION 5

1.1 Information 5
1.2 Testing Applied Standards 7
1.3 Testing Location Information 7
1.4 Measurement Uncertainty 7

2 TEST CONFIGURATION OF EUT 8

2.1 Test Channel Mode 8
2.2 The Worst Case Measurement Configuration 10
2.3 EUT Operation during Test 11
2.4 Accessories 11
2.5 Support Equipment 12
2.6 Test Setup Diagram 13

3 TRANSMITTER TEST RESULT 17

3.1 AC Power-line Conducted Emissions 17
3.2 Emission Bandwidth 19
3.3 Maximum Conducted Output Power 20
3.4 Peak Power Spectral Density 22
3.5 Unwanted Emissions 25
3.6 Frequency Stability 29

4 TEST EQUIPMENT AND CALIBRATION DATA 30

APPENDIX A. TEST RESULTS OF AC POWER-LINE CONDUCTED EMISSIONS

APPENDIX B. TEST RESULTS OF EMISSION BANDWIDTH

APPENDIX C. TEST RESULTS OF MAXIMUM CONDUCTED OUTPUT POWER

APPENDIX D. TEST RESULTS OF PEAK POWER SPECTRAL DENSITY

APPENDIX E. TEST RESULTS OF UNWANTED EMISSIONS

APPENDIX F. TEST RESULTS OF FREQUENCY STABILITY

APPENDIX G. TEST RESULTS OF RADIATED EMISSION CO-LOCATION

APPENDIX H. TEST PHOTOS

PHOTOGRAPHS OF EUT V02

Summary of Test Result

Conformance Test Specifications			
Report Clause	**Ref. Std. Clause**	**Description**	**Result**
1.1.2	15.203	Antenna Requirement	Complied
3.1	15.207	AC Power-line Conducted Emissions	Complied
3.2	15.407(a)	Emission Bandwidth	Complied
3.3	15.407(a)	Maximum Conducted Output Power	Complied
3.4	15.407(a)	Peak Power Spectral Density	Complied
3.5	15.407(b)	Unwanted Emissions	Complied
3.6	15.407(g)	Frequency Stability	Complied

Revision History

Report No.	Version	Description	Issued Date
FR770425AB	Rev. 01	Initial issue of report	Aug. 07, 2017
FR770425AB	Rev. 02	Changing the Brand Name to "Amped Wireless".	Aug. 11, 2017

1 General Description

1.1 Information

1.1.1 RF General Information

Frequency Range (MHz)	IEEE Std. 802.11	Ch. Frequency (MHz)	Channel Number
5150-5250	a, n (HT20), ac (VHT20)	5180-5240	36-48 [4]
5725-5850		5745-5825	149-165 [5]
5150-5250	n (HT40), ac (VHT40)	5190-5230	38-46 [2]
5725-5850		5755-5795	151-159 [2]
5150-5250	ac (VHT80)	5210	42 [1]
5725-5850		5775	155 [1]

Band	Mode	BWch (MHz)	Nant
5.15-5.25GHz	802.11a	20	2TX
5.15-5.25GHz	802.11n HT20	20	2TX
5.15-5.25GHz	802.11n HT20-BF	20	2TX
5.15-5.25GHz	802.11ac VHT20	20	2TX
5.15-5.25GHz	802.11ac VHT20-BF	20	2TX
5.15-5.25GHz	802.11n HT40	40	2TX
5.15-5.25GHz	802.11n HT40-BF	40	2TX
5.15-5.25GHz	802.11ac VHT40	40	2TX
5.15-5.25GHz	802.11ac VHT40-BF	40	2TX
5.15-5.25GHz	802.11ac VHT80	80	2TX
5.15-5.25GHz	802.11ac VHT80-BF	80	2TX
5.725-5.85GHz	802.11a	20	2TX
5.725-5.85GHz	802.11n HT20	20	2TX
5.725-5.85GHz	802.11n HT20-BF	20	2TX
5.725-5.85GHz	802.11ac VHT20	20	2TX
5.725-5.85GHz	802.11ac VHT20-BF	20	2TX
5.725-5.85GHz	802.11n HT40	40	2TX
5.725-5.85GHz	802.11n HT40-BF	40	2TX
5.725-5.85GHz	802.11ac VHT40	40	2TX
5.725-5.85GHz	802.11ac VHT40-BF	40	2TX
5.725-5.85GHz	802.11ac VHT80	80	2TX
5.725-5.85GHz	802.11ac VHT80-BF	80	2TX

Note:
- 11a, HT20 and HT40 use a combination of OFDM-BPSK, QPSK, 16QAM, 64QAM modulation.
- VHT20, VHT40, VHT80 use a combination of OFDM-BPSK, QPSK, 16QAM, 64QAM, 256QAM modulation.
- BWch is the nominal channel bandwidth.
- Nss-Min is the minimum number of spatial streams.
- Nant is the number of outputs. e.g., 2(2,3) means have 2 outputs for port 2 and port 3. 2 means have 2 outputs for port 1 and port 2.

1.1.2 Antenna Information

Ant.	Port	Brand	P/N	Antenna Type	Connector	Gain (dBi)		
						2.4GHz	5GHz (Band 1)	5GHz (Band 4)
1	1	Airgain	N2420DG-G200U	PIFA Antenna	I-PEX	2.71	3.05	4.20
2	2	Airgain	N2425DR-G150U	PIFA Antenna	I-PEX	2.71	3.05	4.20

Note: The EUT has two antennas.

<For 2.4GHz Band>

For IEEE 802.11b/g/n/ac mode (2TX/2RX)

Port 1 and Port 2 can be used as transmitting/receiving antenna.

Port 1 and Port 2 could transmit/receive simultaneously.

<For 5GHz Band>

For IEEE 802.11a/n/ac mode (2TX/2RX)

Port 1 and Port 2 can be used as transmitting/receiving antenna.

Port 1 and Port 2 could transmit/receive simultaneously.

1.1.3 Mode Test Duty Cycle

Mode	DC	DCF(dB)	T(s)	VBW(Hz) ≥ 1/T
802.11a	0.811	0.91	1.4m	1k
802.11ac VHT20	0.674	1.713	687.5u	3k
802.11ac VHT20-BF	0.994	0.026	n/a (DC>=0.98)	n/a (DC>=0.98)
802.11ac VHT40	0.517	2.865	352.5u	3k
802.11ac VHT40-BF	0.984	0.07	n/a (DC>=0.98)	n/a (DC>=0.98)
802.11ac VHT80	0.343	4.647	190u	10k
802.11ac VHT80-BF	0.988	0.052	n/a (DC>=0.98)	n/a (DC>=0.98)

1.1.4 EUT Operational Condition

EUT Power Type	From power adapter			
Beamforming Function	☒	With beamforming for 802.11n/ac in 5GHz	☐	Without beamforming

1.2 Testing Applied Standards

According to the specifications of the manufacturer, the EUT must comply with the requirements of the following standards:

- 47 CFR FCC Part 15
- ANSI C63.10-2013
- FCC KDB 789033 D02 v01r04
- FCC KDB 644545 D03 v01
- FCC KDB 662911 D01 v02r01

1.3 Testing Location Information

Testing Location							
☐	HWA YA	ADD	:	No. 52, Hwa Ya 1st Rd., Kwei-Shan Hsiang, Tao Yuan Hsien, Taiwan, R.O.C.			
		TEL	:	886-3-327-3456	FAX	:	886-3-318-0055
☒	JHUBEI	ADD	:	No.8, Lane 724, Bo-ai St., Jhubei City, HsinChu County 302, Taiwan, R.O.C.			
		TEL	:	886-3-656-9065	FAX	:	886-3-656-9085

Test Condition	Test Site No.	Test Engineer	Test Environment	Test Date
RF Conducted	TH01-CB	Brian Sun	22°C / 54%	Jul. 11, 2017~ Jul, 14, 2017
Radiated	03CH01-CB	Welson Chen	22°C / 54%	Jul. 07, 2017~ Jul, 12, 2017
AC Conduction	CO01-CB	Ryo Fan	23°C / 60%	Jul. 14, 2017

Test site Designation No. TW0006 with FCC
Test site registered number IC 4086D with Industry Canada.

1.4 Measurement Uncertainty

ISO/IEC 17025 requires that an estimate of the measurement uncertainties associated with the emissions test results be included in the report. The measurement uncertainties given below are based on a 95% confidence level (based on a coverage factor (k=2)

Test Items	Uncertainty	Remark
Conducted Emission (150kHz ~ 30MHz)	3.2 dB	Confidence levels of 95%
Radiated Emission (30MHz ~ 1,000MHz)	3.6 dB	Confidence levels of 95%
Radiated Emission (1GHz ~ 18GHz)	3.7 dB	Confidence levels of 95%
Radiated Emission (18GHz ~ 40GHz)	3.5 dB	Confidence levels of 95%
Conducted Emission	1.7 dB	Confidence levels of 95%
Output Power Measurement	1.33 dB	Confidence levels of 95%
Power Density Measurement	1.27 dB	Confidence levels of 95%
Bandwidth Measurement	9.74×10^{-8}	Confidence levels of 95%
Frequency Stability	6.06×10^{-8}	Confidence levels of 95%

2 Test Configuration of EUT

2.1 Test Channel Mode

Mode	Power Setting
802.11a_(6Mbps)_2TX	-
5180MHz	0E
5200MHz	13
5240MHz	15
5745MHz	17
5785MHz	17
5825MHz	16
802.11ac VHT20_Nss1,(MCS0)_2TX	-
5180MHz	10
5200MHz	15
5240MHz	15
5745MHz	14
5785MHz	18
5825MHz	1A
802.11ac VHT40_Nss1,(MCS0)_2TX	-
5190MHz	0B
5230MHz	12
5755MHz	18
5795MHz	1B
802.11ac VHT80_Nss1,(MCS0)_2TX	-
5210MHz	04
5775MHz	14
802.11ac VHT20-BF_Nss1,(MCS0)_2TX	-
5180MHz	13
5200MHz	26
5240MHz	26
5745MHz	28
5785MHz	31
5825MHz	31
802.11ac VHT40-BF_Nss1,(MCS0)_2TX	-
5190MHz	16
5230MHz	20
5755MHz	27
5795MHz	27
802.11ac VHT80-BF_Nss1,(MCS0)_2TX	-
5210MHz	14
5775MHz	26

Note:
- VHT20/VHT40 covers HT20/HT40, due to same modulation. The power setting for 802.11n HT20 and HT40 are the same or lower than 802.11ac VHT20 and VHT40.

2.2 The Worst Case Measurement Configuration

The Worst Case Mode for Following Conformance Tests	
Tests Item	AC power-line conducted emissions
Condition	AC power-line conducted measurement for line and neutral
Operating Mode	Normal Link

The Worst Case Mode for Following Conformance Tests	
Tests Item	Emission Bandwidth Maximum Conducted Output Power Peak Power Spectral Density Frequency Stability
Test Condition	Conducted measurement at transmit chains

The Worst Case Mode for Following Conformance Tests	
Tests Item	Unwanted Emissions
Test Condition	Radiated measurement If EUT consist of multiple antenna assembly (multiple antenna are used in EUT regardless of spatial multiplexing MIMO configuration), the radiated test should be performed with highest antenna gain of each antenna type.
Operating Mode < 1GHz	Normal Link
1	Normal link - EUT in Y axis
2	Normal link - EUT in Z axis
For operating mode 2 is the worst case and it was record in this test report.	
Operating Mode > 1GHz	CTX
The EUT can be placed in Y-axis and Z-axis. After evaluating, Z-axis was the worst case, so it's recorded in this report.	

The Worst Case Mode for Following Conformance Tests	
Tests Item	Simultaneous Transmission Analysis - Radiated Emission Co-location
Test Condition	Radiated measurement
Operating Mode	Normal Link
The EUT can be placed in Y-axis and Z-axis. After evaluating, Z-axis was the worst case, so it's recorded in this report.	
1	WLAN 2.4GHz + WLAN 5GHz
Refer to Appendix G for Radiated Emission Co-location.	

The Worst Case Mode for Following Conformance Tests	
Tests Item	Simultaneous Transmission Analysis - Co-location RF Exposure Evaluation
Operating Mode	CTX
1	WLAN 2.4GHz + WLAN 5GHz
Refer to Sporton Test Report No.: FA770425 for Co-location RF Exposure Evaluation.	

2.3 EUT Operation during Test

For CTX Mode:

non-beamforming mode:

The EUT was programmed to be in continuously transmitting mode.

beamforming mode:

For Radiated Mode:

During the test, the following programs under WIN XP were executed.

The program was executed as follows:

1. During the test, the EUT operation to normal function.
2. Executed command fixed test channel under Telnet
3. Executed "Lantest.exe" to link with the remote workstation to transmit and receive packet by RX Device and transmit duty cycle no less 98%.

For Normal Link:

During the test, the EUT operation to normal function.

2.4 Accessories

Accessories				
No.	**Equipment Name**	**Brand Name**	**Model Name**	**Rating**
1	Adapter	DVE	DSA-18PFM-12 FUS 120150	Input:100-240V~50/60Hz, 0.6A Ouput:+12V, 1.5A

2.5 Support Equipment

For Test Site No: CO01-CB

Support Equipment				
No.	**Equipment**	**Brand Name**	**Model Name**	**FCC ID**
1	Notebook*4	DELL	E6430	DoC

For Test Site No: 03CH01-CB (Below 1GHz)

Support Equipment				
No.	**Equipment**	**Brand Name**	**Model Name**	**FCC ID**
1	Notebook*2	DELL	E4300	DoC
2	Notebook*2	Apple	Mac Book	DoC

For Test Site No: 03CH01-CB (Above 1GHz)
<For Non-Beamforming Mode>

Support Equipment				
No.	**Equipment**	**Brand Name**	**Model Name**	**FCC ID**
1	Notebook	DELL	E4300	DoC

<For Beamforming Mode>

Support Equipment				
No.	**Equipment**	**Brand Name**	**Model Name**	**FCC ID**
1	Notebook*2	DELL	E4300	DoC
2	RX Device	Amped Wireless	AC1200 Repeater Router	DoC

For Test Site No: TH01-CB
<For Non-Beamforming Mode>

Support Equipment				
No.	**Equipment**	**Brand Name**	**Model Name**	**FCC ID**
1	Notebook	DELL	E4300	DoC

<For Beamforming Mode>

Support Equipment				
No.	**Equipment**	**Brand Name**	**Model Name**	**FCC ID**
1	Notebook*2	DELL	E4300	DoC
2	RX Device	Amped Wireless	AC1200 Repeater Router	N/A

2.6 Test Setup Diagram

Test Setup Diagram – AC Line Conducted Emission Test

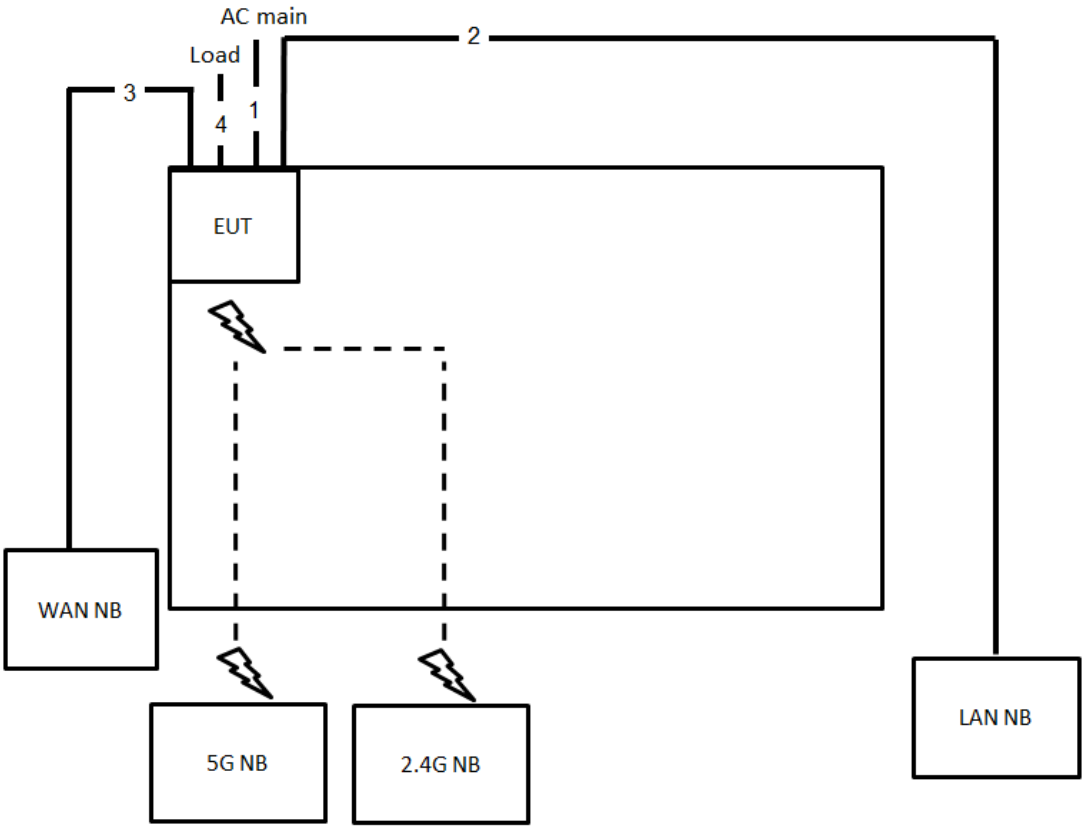

Item	Connection	Shielded	Length
1	Power cable	No	1.5m
2	RJ-45 cable	No	10m
3	RJ-45 cable	No	10m
4	RJ-45 cable*2	No	1.5m

Test Setup Diagram - Radiated Test < 1GHz

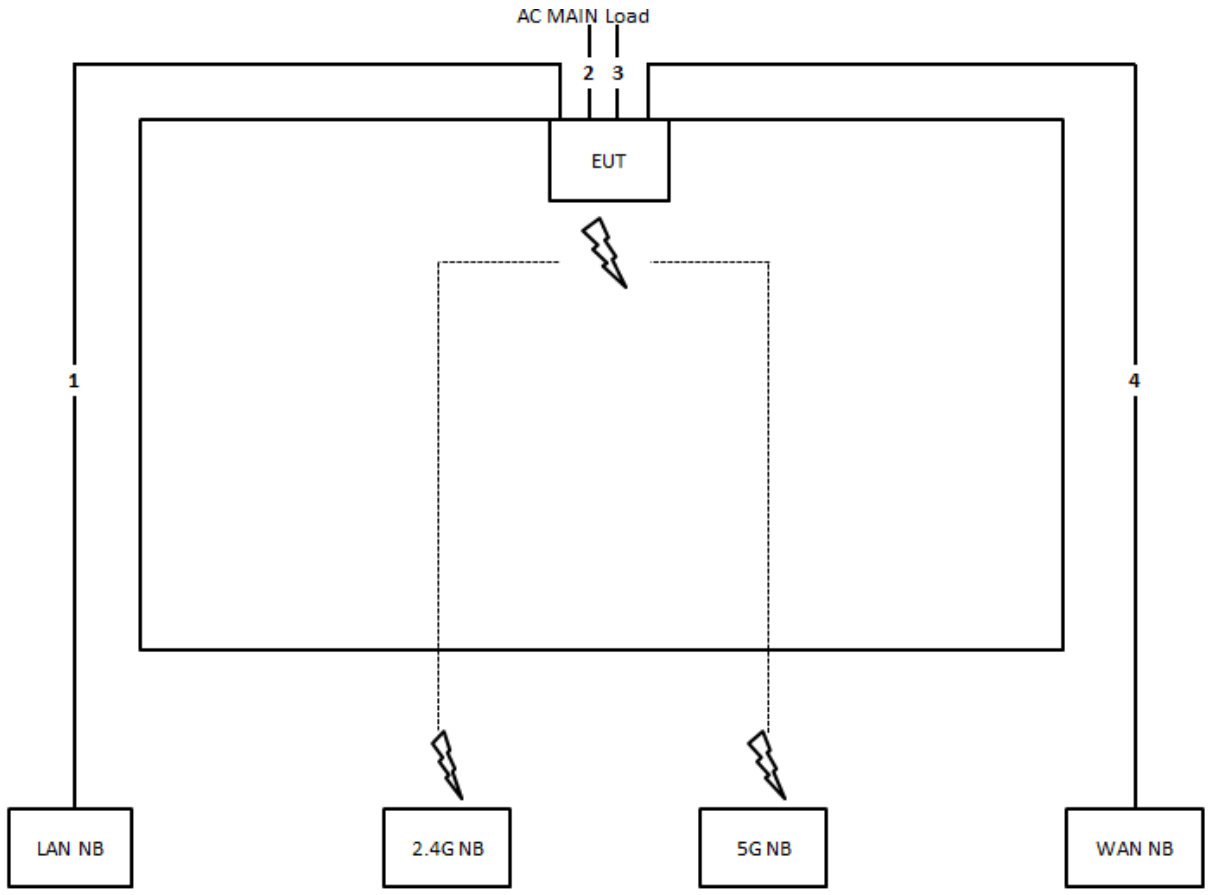

Item	Connection	Shielded	Length
1	RJ-45 cable	No	10m
2	Power cable	No	1.5m
3	RJ-45 cable*2	No	1.5m
4	RJ-45 cable	No	10m

Test Setup Diagram - Radiated Test > 1GHz

<For Non-Beamforming Mode>

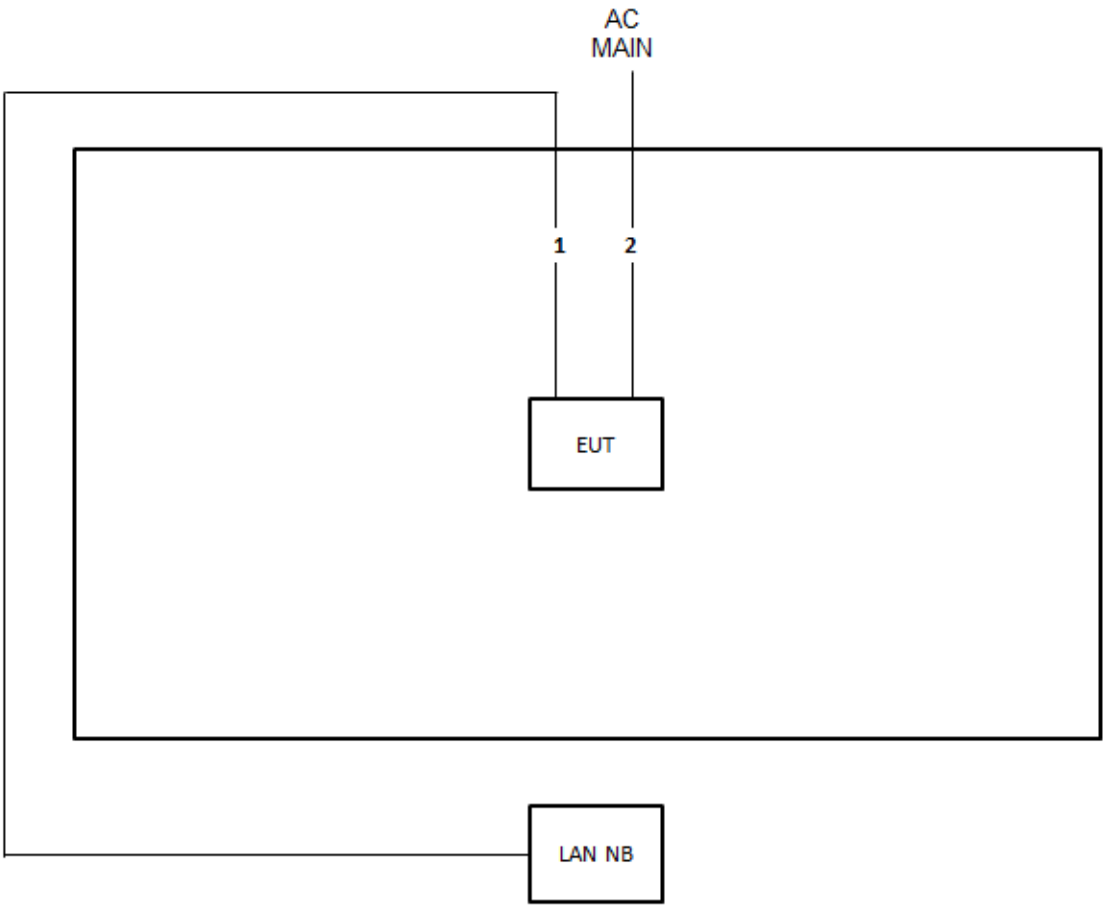

Item	Connection	Shielded	Length
1	RJ-45 cable	No	10m
2	Power cable	No	1.5m

Test Setup Diagram - Radiated Test > 1GHz

<For Beamforming Mode>

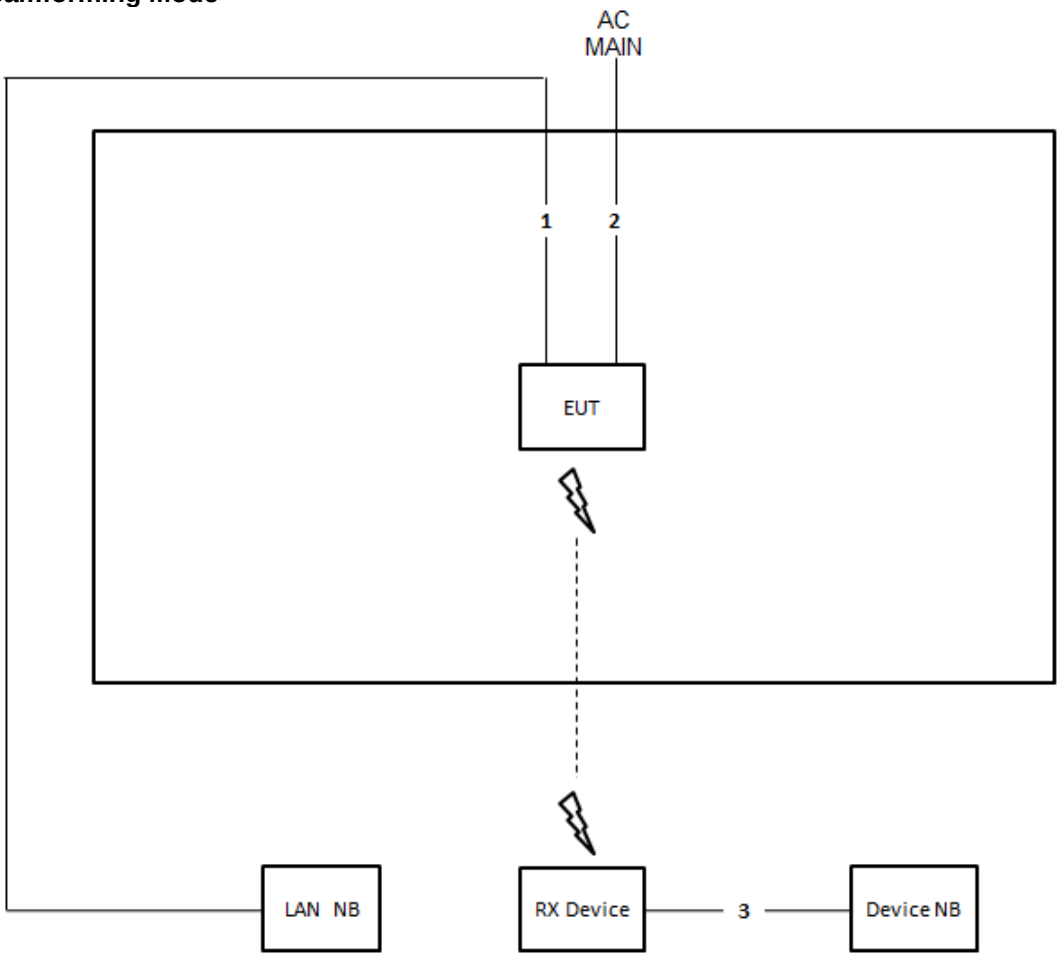

Item	Connection	Shielded	Length
1	RJ-45 cable	No	10m
2	Power cable	No	1.5m
3	RJ-45 cable	No	1.5m

3 Transmitter Test Result

3.1 AC Power-line Conducted Emissions

3.1.1 AC Power-line Conducted Emissions Limit

AC Power-line Conducted Emissions Limit		
Frequency Emission (MHz)	**Quasi-Peak**	**Average**
0.15-0.5	66 - 56 *	56 - 46 *
0.5-5	56	46
5-30	60	50
Note 1: * Decreases with the logarithm of the frequency.		

3.1.2 Measuring Instruments

Refer a test equipment and calibration data table in this test report.

3.1.3 Test Procedures

Test Method
☒ Refer as ANSI C63.10-2013, clause 6.2 for AC power-line conducted emissions.

3.1.4 Test Setup

AC Power-line Conducted Emissions

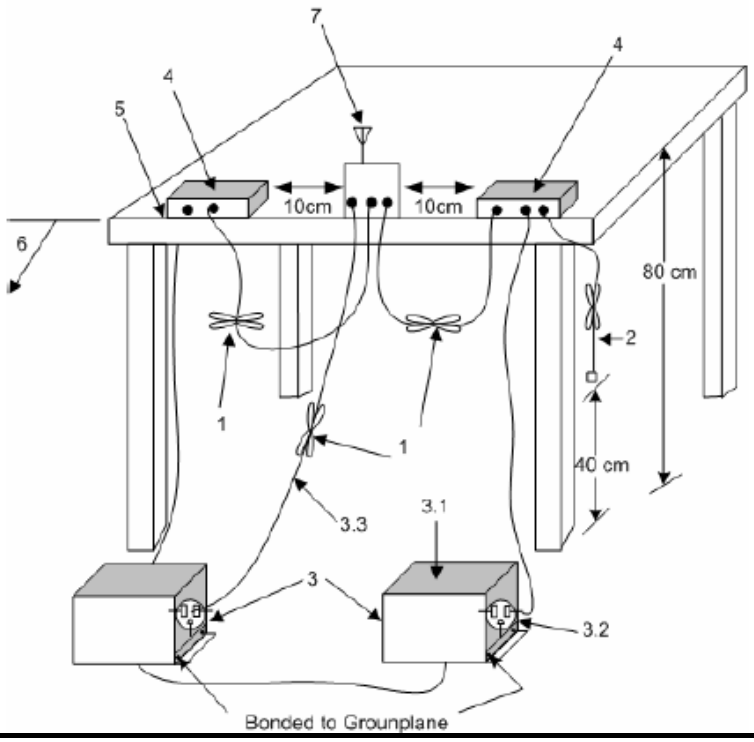

3.1.5 Test Result of AC Power-line Conducted Emissions

Refer as Appendix A

3.2 Emission Bandwidth

3.2.1 Emission Bandwidth Limit

Emission Bandwidth Limit	
UNII Devices	
☒	For the 5.15-5.25 GHz band, N/A
☐	For the 5.25-5.35 GHz band, the maximum conducted output power shall not exceed the lesser of 250 mW or 11 dBm + 10 log B, where B is the 26 dB emission bandwidth in MHz.
☐	For the 5.47-5.725 GHz band, the maximum conducted output power shall not exceed the lesser of 250 mW or 11 dBm + 10 log B, where B is the 26 dB emission bandwidth in MHz.
☒	For the 5.725-5.85 GHz band, 6 dB emission bandwidth ≥ 500kHz.
LE-LAN Devices	
☐	For the band 5.15-5.25 GHz, the maximum e.i.r.p. shall not exceed 200 mW or 10 + 10 log B, dBm, whichever power is less. B is the 99% emission bandwidth in MHz.
☐	For the 5.25-5.35 GHz band, the maximum e.i.r.p. shall not exceed 1.0 W or 17 + 10 log B, dBm, whichever power is less. B is the 99% emission bandwidth in MHz
☐	For the 5.47-5.6 GHz band and 5.65-5.725 GHz band, the maximum e.i.r.p. shall not exceed 1.0 W or 17 + 10 log B, dBm, whichever power is less. B is the 99% emission bandwidth in MHz
☐	For the 5.725-5.85 GHz band, 6 dB emission bandwidth ≥ 500kHz.

3.2.2 Measuring Instruments

Refer a test equipment and calibration data table in this test report.

3.2.3 Test Procedures

Test Method		
▪	For the emission bandwidth shall be measured using one of the options below:	
	☒	Refer as FCC KDB 789033, clause C for EBW and clause D for OBW measurement.
	☐	Refer as ANSI C63.10, clause 6.9.1 for occupied bandwidth testing.
	☒	Refer as IC RSS-Gen, clause 4.6 for bandwidth testing.

3.2.4 Test Setup

Emission Bandwidth



3.2.5 Test Result of Emission Bandwidth

Refer as Appendix B

3.3 Maximum Conducted Output Power

3.3.1 Maximum Conducted Output Power Limit

Maximum Conducted Output Power Limit	
UNII Devices	
☒	For the 5.15-5.25 GHz band:
	▪ Outdoor AP: the maximum conducted output power (P_{Out}) shall not exceed the lesser of 1 W. If G_{TX} > 6 dBi, then P_{Out} = 30 – (G_{TX} – 6). e.i.r.p. at any elevation angle above 30 degrees ≤ 125mW [21dBm]
	▪ Indoor AP: the maximum conducted output power (P_{Out}) shall not exceed the lesser of 1 W. If G_{TX} > 6 dBi, then P_{Out} = 30 – (G_{TX} – 6)
	▪ Point-to-point AP: the maximum conducted output power (P_{Out}) shall not exceed the lesser of 1 W If G_{TX} > 23 dBi, then P_{Out} = 30 – (G_{TX} – 23).
	▪ Mobile or Portable Client: the maximum conducted output power (P_{Out}) shall not exceed the lesser of 250 mW. If G_{TX} > 6 dBi, then P_{Out} = 24 – (G_{TX} – 6).
☐	For the 5.25-5.35 GHz band, the maximum conducted output power (P_{Out}) shall not exceed the lesser of 250 mW or 11 dBm + 10 log B, where B is the 26 dB emission bandwidth in MHz. If G_{TX} > 6 dBi, then P_{Out} = 24 – (G_{TX} – 6).
☐	For the 5.47-5.725 GHz band, the maximum conducted output power (P_{Out}) shall not exceed the lesser of 250 mW or 11 dBm + 10 log B, where B is the 26 dB emission bandwidth in MHz. If G_{TX} > 6 dBi, then P_{Out} = 24 – (G_{TX} – 6).
☒	For the 5.725-5.85 GHz band:
	▪ Point-to-multipoint systems (P2M): the maximum conducted output power (P_{Out}) shall not exceed the lesser of 1 W. If G_{TX} > 6 dBi, then P_{Out} = 30 – (G_{TX} – 6).
	▪ Point-to-point systems (P2P): the maximum conducted output power (P_{Out}) shall not exceed the lesser of 1 W.
LE-LAN Devices	
☐	For the 5.15-5.25 GHz band, the maximum e.i.r.p. shall not exceed 200 mW or 10 + 10 log B, dBm, whichever power is less. B is the 99% emission bandwidth in MHz.
☐	For the 5.25-5.35 GHz band, the maximum e.i.r.p. shall not exceed 1.0 W or 17 + 10 log B, dBm, whichever power is less. B is the 99% emission bandwidth in MHz
☐	For the 5.47-5.6 GHz band and 5.65-5.725 GHz band, the maximum e.i.r.p. shall not exceed 1.0 W or 17 + 10 log B, dBm, whichever power is less. B is the 99% emission bandwidth in MHz
☐	For the 5.725-5.85 GHz band:
	▪ Point-to-multipoint systems (P2M): the maximum conducted output power (P_{Out}) shall not exceed the lesser of 1 W. If G_{TX} > 6 dBi, then P_{Out} = 30 – (G_{TX} – 6).
	▪ Point-to-point systems (P2P): the maximum conducted output power (P_{Out}) shall not exceed the lesser of 1 W.
P_{Out} = maximum conducted output power in dBm, **G_{TX}** = the maximum transmitting antenna directional gain in dBi.	

3.3.2 Measuring Instruments

Refer a test equipment and calibration data table in this test report.

3.3.3 Test Procedures

Test Method	
▪ Maximum Conducted Output Power	
	Average over on/off periods with duty factor
	☐ Refer as FCC KDB 789033, clause E Method SA-2 (spectral trace averaging).
	☐ Refer as FCC KDB 789033, clause E Method SA-2 Alt. (RMS detection with slow sweep speed)
	Wideband RF power meter and average over on/off periods with duty factor
	☒ Refer as FCC KDB 789033, clause E Method PM-G (using an RF average power meter).
▪ For conducted measurement.	
	▪ If the EUT supports multiple transmit chains using options given below: Refer as FCC KDB 662911, In-band power measurements. Using the measure-and-sum approach, measured all transmit ports individually. Sum the power (in linear power units e.g., mW) of all ports for each individual sample and save them.
	▪ If multiple transmit chains, EIRP calculation could be following as methods: $P_{total} = P_1 + P_2 + \ldots + P_n$ (calculated in linear unit [mW] and transfer to log unit [dBm]) $EIRP_{total} = P_{total} + DG$

3.3.4 Test Setup

RF Output Power (Power Meter)
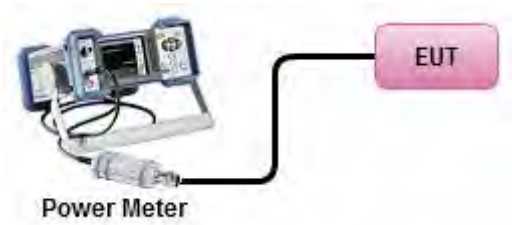

3.3.5 Test Result of Maximum Conducted Output Power

Refer as Appendix C

3.4 Peak Power Spectral Density

3.4.1 Peak Power Spectral Density Limit

Peak Power Spectral Density Limit	
UNII Devices	
☒	For the 5.15-5.25 GHz band:
	▪ Outdoor AP: the peak power spectral density (PPSD) shall not exceed the lesser of 17dBm/MHz. If G_{TX} > 6 dBi, then P_{Out} = 17 – (G_{TX} – 6).
	▪ Indoor AP: the peak power spectral density (PPSD) shall not exceed the lesser of 17dBm/MHz. If G_{TX} > 6 dBi, then P_{Out} = 17 – (G_{TX} – 6).
	▪ Point-to-point AP: the peak power spectral density (PPSD) shall not exceed the lesser of 17dBm/MHz. If G_{TX} > 23 dBi, then P_{Out} = 17 – (G_{TX} – 23).
	▪ Mobile or Portable Client: the peak power spectral density (PPSD) ≤ 11 dBm/MHz. If G_{TX} > 6 dBi, then PPSD= 11 – (G_{TX} – 6)..
☐	For the 5.25-5.35 GHz band, the peak power spectral density (PPSD) ≤ 11 dBm/MHz. If G_{TX} > 6 dBi, then PPSD= 11 – (G_{TX} – 6).
☐	For the 5.47-5.725 GHz band, the peak power spectral density (PPSD) ≤ 11 dBm/MHz. If G_{TX} > 6 dBi, then PPSD= 11 – (G_{TX} – 6).
☒	For the 5.725-5.85 GHz band:
	▪ Point-to-multipoint systems (P2M): the peak power spectral density (PPSD) ≤ 30 dBm/500kHz. If G_{TX} > 6 dBi, then PPSD= 30 – (G_{TX} – 6).
	▪ Point-to-point systems (P2P): the peak power spectral density (PPSD) ≤ 30 dBm/500kHz.
LE-LAN Devices	
☐	For the 5.15-5.25 GHz band, the peak power spectral density (PPSD) ≤ 4 dBm/MHz and the e.i.r.p. peak power spectral density (PPSD) ≤ 10 dBm/MHz.
☐	For the 5.25-5.35 GHz band, the peak power spectral density (PPSD) ≤ 11 dBm/MHz and the e.i.r.p. peak power spectral density (PPSD) ≤ 17 dBm/MHz.
	▪ e.i.r.p. greater than 200 mW shall comply with the following e.i.r.p. at different elevations, where θ is the angle above the local horizontal plane (of the Earth) as shown below: -13 dBW/MHz for 0° ≤ θ < 8° ; -13 − 0.716 (θ-8) dBW/MHz for 8° ≤ θ < 40° -35.9 − 1.22 (θ-40) dBW/MHz for 40° ≤ θ ≤ 45° ; -42 dBW/MHz for θ > 45°
☐	For the 5.47-5.6 GHz band and 5.65-5.725 GHz band, the peak power spectral density (PPSD) ≤ 11 dBm/MHz and the e.i.r.p. peak power spectral density (PPSD) ≤ 17 dBm/MHz.
☐	For the 5.725-5.85 GHz band:
	▪ Point-to-multipoint systems (P2M): the peak power spectral density (PPSD) ≤ 30 dBm/500kHz. If G_{TX} > 6 dBi, then PPSD= 30 – (G_{TX} – 6).
	▪ Point-to-point systems (P2P): the peak power spectral density (PPSD) ≤ 30 dBm/500kHz.
PPSD = peak power spectral density that he same method as used to determine the conducted output power shall be used to determine the power spectral density. And power spectral density in dBm/MHz **G_{TX}** = the maximum transmitting antenna directional gain in dBi.	

3.4.2 Measuring Instruments

Refer a test equipment and calibration data table in this test report.

3.4.3 Test Procedures

Test Method			
▪ Peak power spectral density procedures that the same method as used to determine the conducted output power shall be used to determine the peak power spectral density and use the peak search function on the spectrum analyzer to find the peak of the spectrum. For the peak power spectral density shall be measured using below options:			
	☐ Refer as FCC KDB 789033, F)5) power spectral density can be measured using resolution bandwidths < 1 MHz provided that the results are integrated over 1 MHz bandwidth		
	[duty cycle ≥ 98% or external video / power trigger]		
	☒ Refer as FCC KDB 789033, clause E Method SA-1 (spectral trace averaging).		
	☐ Refer as FCC KDB 789033, clause E Method SA-1 Alt. (RMS detection with slow sweep speed)		
	duty cycle < 98% and average over on/off periods with duty factor		
	☒ Refer as FCC KDB 789033, clause E Method SA-2 (spectral trace averaging).		
	☐ Refer as FCC KDB 789033, clause E Method SA-2 Alt. (RMS detection with slow sweep speed)		
▪ For conducted measurement.			
	▪ If the EUT supports multiple transmit chains using options given below:		
		☒ Option 1: Measure and sum the spectra across the outputs. Refer as FCC KDB 662911, In-band power spectral density (PSD). Sample all transmit ports simultaneously using a spectrum analyzer for each transmit port. Where the trace bin-by-bin of each transmit port summing can be performed. (i.e., in the first spectral bin of output 1 is summed with that in the first spectral bin of output 2 and that from the first spectral bin of output 3, and so on up to the NTX output to obtain the value for the first frequency bin of the summed spectrum.). Add up the amplitude (power) values for the different transmit chains and use this as the new data trace.	
		☐ Option 2: Measure and sum spectral maxima across the outputs. With this technique, spectra are measured at each output of the device at the required resolution bandwidth. The maximum value (peak) of each spectrum is determined. These maximum values are then summed mathematically in linear power units across the outputs. These operations shall be performed separately over frequency spans that have different out-of-band or spurious emission limits,	
		☐ Option 3: Measure and add 10 log(N) dB, where N is the number of transmit chains. Refer as FCC KDB 662911, In-band power spectral density (PSD). Performed at each transmit chains and each transmit chains shall be compared with the limit have been reduced with 10 log(N). Or each transmit chains shall be add 10 log(N) to compared with the limit.	
	▪	If multiple transmit chains, EIRP PPSD calculation could be following as methods: $PPSD_{total} = PPSD_1 + PPSD_2 + \ldots + PPSD_n$ (calculated in linear unit [mW] and transfer to log unit [dBm]) $EIRP_{total} = PPSD_{total} + DG$	

3.4.4 Test Setup

Power Spectral Density
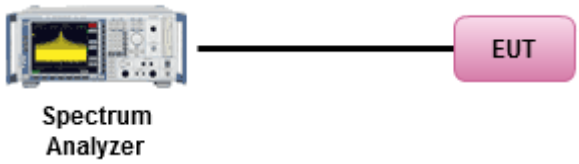

3.4.5 Test Result of Peak Power Spectral Density

Refer as Appendix D

3.5 Unwanted Emissions

3.5.1 Transmitter Radiated Unwanted Emissions Limit

Unwanted emissions below 1 GHz and restricted band emissions above 1GHz limit			
Frequency Range (MHz)	**Field Strength (uV/m)**	**Field Strength (dBuV/m)**	**Measure Distance (m)**
0.009~0.490	2400/F(kHz)	48.5 - 13.8	300
0.490~1.705	24000/F(kHz)	33.8 - 23	30
1.705~30.0	30	29	30
30~88	100	40	3
88~216	150	43.5	3
216~960	200	46	3
Above 960	500	54	3

Note 1: Test distance for frequencies at or above 30 MHz, measurements may be performed at a distance other than the limit distance provided they are not performed in the near field and the emissions to be measured can be detected by the measurement equipment. When performing measurements at a distance other than that specified, the results shall be extrapolated to the specified distance using an extrapolation factor of 20 dB/decade (inverse of linear distance for field-strength measurements, inverse of linear distance-squared for power-density measurements).

Note 2: Test distance for frequencies at below 30 MHz, measurements may be performed at a distance closer than the EUT limit distance; however, an attempt should be made to avoid making measurements in the near field. When performing measurements below 30 MHz at a closer distance than the limit distance, the results shall be extrapolated to the specified distance by either making measurements at a minimum of two or more distances on at least one radial to determine the proper extrapolation factor or by using the square of an inverse linear distance extrapolation factor (40 dB/decade). The test report shall specify the extrapolation method used to determine compliance of the EUT.

Un-restricted band emissions above 1GHz Limit	
Operating Band	**Limit**
5.15 - 5.25 GHz	e.i.r.p. -27 dBm [68.2 dBuV/m@3m]
5.25 - 5.35 GHz	e.i.r.p. -27 dBm [68.2 dBuV/m@3m]
5.47 - 5.725 GHz	e.i.r.p. -27 dBm [68.2 dBuV/m@3m]
5.725 - 5.85 GHz	all emissions shall be limited to a level of -27 dBm/MHz at 75 MHz or more above or below the band edge increasing linearly to 10 dBm/MHz at 25 MHz above or below the band edge, and from 25 MHz above or below the band edge increasing linearly to a level of 15.6 dBm/MHz at 5 MHz above or below the band edge, and from 5 MHz above or below the band edge increasing linearly to a level of 27 dBm/MHz at the band edge.

Note 1: Measurements may be performed at a distance other than the limit distance provided they are not performed in the near field and the emissions to be measured can be detected by the measurement equipment. When performing measurements at a distance other than that specified, the results shall be extrapolated to the specified distance using an extrapolation factor of 20 dB/decade (inverse of linear distance for field-strength measurements, inverse of linear distance-squared for power-density measurements).

3.5.2 Measuring Instruments

Refer a test equipment and calibration data table in this test report.

3.5.3 Test Procedures

Test Method			
▪ Measurements may be performed at a distance other than the limit distance provided they are not performed in the near field and the emissions to be measured can be detected by the measurement equipment. Measurements shall not be performed at a distance greater than 30 m for frequencies above 30 MHz, unless it can be further demonstrated that measurements at a distance of 30 m or less are impractical. When performing measurements at a distance other than that specified, the results shall be extrapolated to the specified distance using an extrapolation factor of 20 dB/decade (inverse of linear distance for field-strength measurements, inverse of linear distance-squared for power-density measurements).			
▪ The average emission levels shall be measured in [duty cycle ≥ 98 or duty factor].			
▪ For the transmitter unwanted emissions shall be measured using following options below:			
	▪ Refer as FCC KDB 789033, clause H)2) for unwanted emissions into non-restricted bands.		
	▪ Refer as FCC KDB 789033, clause H)1) for unwanted emissions into restricted bands.		
		☐	Refer as FCC KDB 789033, H)6) Method AD (Trace Averaging).
		☒	Refer as FCC KDB 789033, H)6) Method VB (Reduced VBW).
		☐	Refer as ANSI C63.10, clause 4.2.3.2.3 (Reduced VBW). VBW ≥ 1/T, where T is pulse time.
		☐	Refer as ANSI C63.10, clause 4.2.3.2.4 average value of pulsed emissions.
		☒	Refer as FCC KDB 789033, clause H)5) measurement procedure peak limit.
		☐	Refer as ANSI C63.10, clause 4.2.3.2.2 measurement procedure peak limit.
▪ For radiated measurement.			
	▪ Refer as ANSI C63.10, clause 6.4 for radiated emissions below 30 MHz and test distance is 3m.		
	▪ Refer as ANSI C63.10, clause 6.5 for radiated emissions 30 MHz to 1 GHz and test distance is 3m.		
	▪ Refer as ANSI C63.10, clause 6.6 for radiated emissions above 1GHz.		
▪ The any unwanted emissions level shall not exceed the fundamental emission level.			
▪ All amplitude of spurious emissions that are attenuated by more than 20 dB below the permissible value has no need to be reported.			

3.5.4 Test Setup

Transmitter Radiated Unwanted Emissions

9kHz ~30MHz

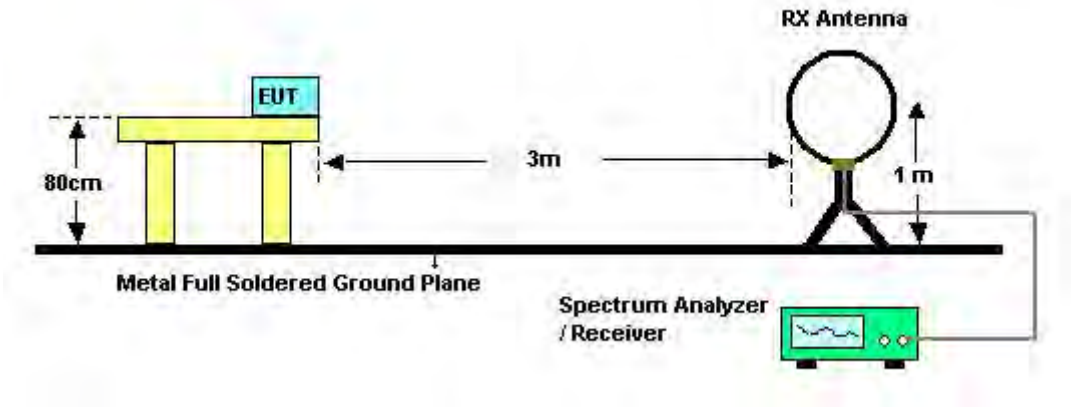

30MHz~1GHz

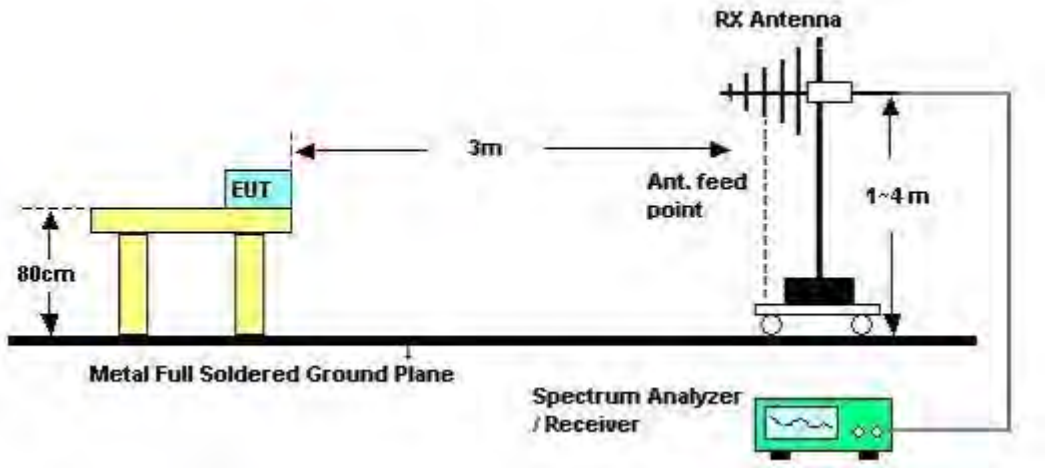

Above 1GHz

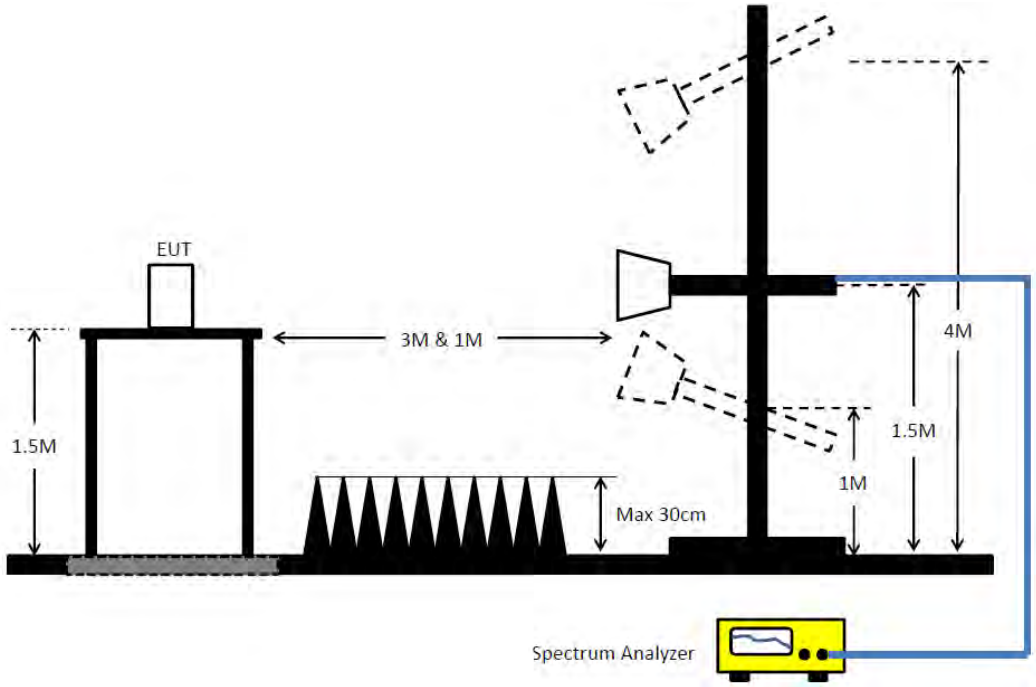

3.5.5 Transmitter Unwanted Emissions (Below 30MHz)

All amplitude of spurious emissions that are attenuated by more than 20 dB below the permissible value has no need to be reported.

3.5.6 Test Result of Transmitter Unwanted Emissions

Refer as Appendix E

3.6 Frequency Stability

3.6.1 Frequency Stability Limit

Frequency Stability Limit
UNII Devices
▪ In-band emission is maintained within the band of operation under all conditions of normal operation as specified in the user's manual.
LE-LAN Devices
▪ N/A
IEEE Std. 802.11
▪ The transmitter center frequency tolerance shall be ± 20 ppm maximum for the 5 GHz band and ± 25 ppm maximum for the 2.4 GHz band.

3.6.2 Measuring Instruments

Refer a test equipment and calibration data table in this test report.

3.6.3 Test Procedures

Test Method	
▪ Refer as ANSI C63.10, clause 6.8 for frequency stability tests	
	▪ Frequency stability with respect to ambient temperature
	▪ Frequency stability when varying supply voltage
	▪ Extreme temperature is -30˚C~50˚C.

3.6.4 Test Setup

Frequency Stability

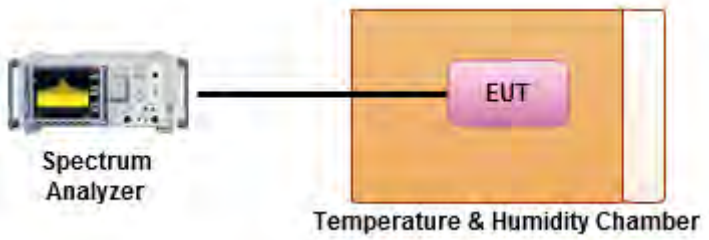

3.6.5 Test Result of Frequency Stability

Refer as Appendix F

4 Test Equipment and Calibration Data

Instrument	Manufacturer	Model No.	Serial No.	Characteristics	Calibration Date	Remark
EMI Receiver	Agilent	N9038A	My52260123	9kHz ~ 8.45GHz	Jan. 23, 2017	Conduction (CO01-CB)
LISN	F.C.C.	FCC-LISN-50-16-2	04083	150kHz ~ 100MHz	Dec. 14, 2016	Conduction (CO01-CB)
LISN	Schwarzbeck	NSLK 8127	8127647	9kHz ~ 30MHz	Dec. 21, 2016	Conduction (CO01-CB)
COND Cable	Woken	Cable	01	150kHz ~ 30MHz	May 23, 2017	Conduction (CO01-CB)
Software	Audix	E3	6.120210n	-	N.C.R.	Conduction (CO01-CB)
BILOG ANTENNA with 6dB Attenuator	TESEQ & EMCI	CBL6112D & N-6-06	37880 & AT-N0609	20MHz ~ 2GHz	Aug. 30, 2016	Radiation (03CH01-CB)
Loop Antenna	Teseq	HLA 6120	24155	9kHz - 30 MHz	Mar. 16, 2016*	Radiation (03CH01-CB)
Horn Antenna	EMCO	3115	00075790	750MHz ~ 18GHz	Nov. 10, 2016	Radiation (03CH01-CB)
Horn Antenna	Schwarzbeck	BBHA 9170	BBHA9170252	15GHz ~ 40GHz	Jul. 25, 2016	Radiation (03CH01-CB)
Horn Antenna	Schwarzbeck	BBHA 9170	BBHA9170252	15GHz ~ 40GHz	Jul. 05, 2017	Radiation (03CH01-CB)
Pre-Amplifier	EMCI	EMC330N	980332	20MHz ~ 3GHz	May 02, 2017	Radiation (03CH01-CB)
Pre-Amplifier	Agilent	8449B	3008A02310	1GHz ~ 26.5GHz	Jan. 16, 2017	Radiation (03CH01-CB)
Pre-Amplifier	-	-	TF-130N-R1	26GHz ~ 40GHz	Jun. 20, 2017	Radiation (03CH01-CB)
Pre-Amplifier	MITEQ	TTA1840-35-HG	1864479	18GHz ~ 40GHz	Jul. 10, 2017	Radiation (03CH01-CB)
Spectrum Analyzer	R&S	FSP40	100056	9kHz ~ 40GHz	Nov. 22, 2016	Radiation (03CH01-CB)
EMI Test	R&S	ESCS	100355	9kHz ~ 2.75GHz	May 06, 2017	Radiation (03CH01-CB)
RF Cable-low	Woken	Low Cable-16+17	N/A	30 MHz ~ 1 GHz	Oct. 24, 2016	Radiation (03CH01-CB)
RF Cable-high	Woken	High Cable-16	N/A	1 GHz ~ 18 GHz	Oct. 24, 2016	Radiation (03CH01-CB)
RF Cable-high	Woken	High Cable-16+17	N/A	1 GHz ~ 18 GHz	Oct. 24, 2016	Radiation (03CH01-CB)

Instrument	Manufacturer	Model No.	Serial No.	Characteristics	Calibration Date	Remark
RF Cable-high	Woken	High Cable-40G#1	N/A	18GHz ~ 40 GHz	Oct. 24, 2016	Radiation (03CH01-CB)
RF Cable-high	Woken	High Cable-40G#2	N/A	18GHz ~ 40 GHz	Oct. 24, 2016	Radiation (03CH01-CB)
Test Software	Audix	E3	6.2009-l0-7	N/A	N/A	Radiation (03CH01-CB)
Spectrum analyzer	R&S	FSV40	100979	9kHz~40GHz	Dec. 26, 2016	Conducted (TH01-CB)
Temp. and Humidity Chamber	Ten Billion	TTH-D3SP	TBN-931011	-30~100 degree	Jun. 02, 2017	Conducted (TH01-CB)
RF Cable-high	Woken	RG402	High Cable-6	1 GHz – 26.5 GHz	Oct. 24, 2016	Conducted (TH01-CB)
RF Cable-high	Woken	RG402	High Cable-7	1 GHz –26.5 GHz	Oct. 24, 2016	Conducted (TH01-CB)
RF Cable-high	Woken	RG402	High Cable-8	1 GHz –26.5 GHz	Oct. 24, 2016	Conducted (TH01-CB)
RF Cable-high	Woken	RG402	High Cable-9	1 GHz –26.5 GHz	Oct. 24, 2016	Conducted (TH01-CB)
RF Cable-high	Woken	RG402	High Cable-10	1 GHz –26.5 GHz	Oct. 24, 2016	Conducted (TH01-CB)
Power Sensor	Agilent	U2021XA	MY53410001	50MHz~18GHz	Nov. 22, 2016	Conducted (TH01-CB)

Note: Calibration Interval of instruments listed above is one year.

"*" Calibration Interval of instruments listed above is two years.

N.C.R. means Non-Calibration required.

AC Power-line Conducted Emissions Result			
Operating Mode	1	**Power Phase**	Neutral
Operating Function	Normal Link		

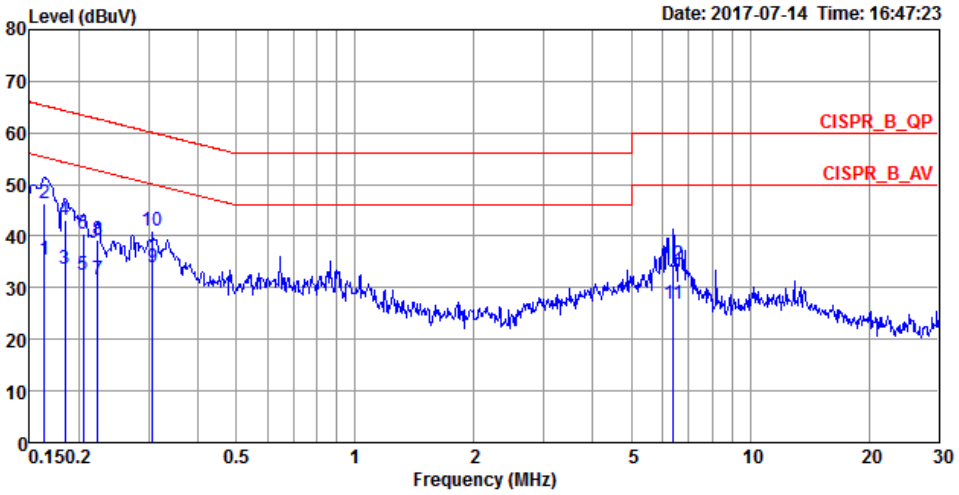

	Freq	Level	Over Limit	Limit Line	Read Level	LISN Factor	Cable Loss	Remark	Pol/Phase
	MHz	dBuV	dB	dBuV	dBuV	dB	dB		
1	0.1633	35.53	-19.77	55.30	25.54	9.95	0.04	Average	NEUTRAL
2	0.1633	46.30	-19.00	65.30	36.31	9.95	0.04	QP	NEUTRAL
3	0.1844	33.78	-20.50	54.28	23.76	9.97	0.05	Average	NEUTRAL
4	0.1844	42.99	-21.29	64.28	32.97	9.97	0.05	QP	NEUTRAL
5	0.2050	32.47	-20.93	53.40	22.44	9.98	0.05	Average	NEUTRAL
6	0.2050	40.53	-22.87	63.40	30.50	9.98	0.05	QP	NEUTRAL
7	0.2232	31.54	-21.16	52.70	21.51	9.98	0.05	Average	NEUTRAL
8	0.2232	39.31	-23.39	62.70	29.28	9.98	0.05	QP	NEUTRAL
9	0.3067	34.01	-16.05	50.06	24.00	9.97	0.04	Average	NEUTRAL
10	0.3067	41.11	-18.95	60.06	31.10	9.97	0.04	QP	NEUTRAL
11	6.3859	26.98	-23.02	50.00	16.71	10.12	0.15	Average	NEUTRAL
12	6.3859	34.61	-25.39	60.00	24.34	10.12	0.15	QP	NEUTRAL

Note 1: “>20dB” means emission levels that exceed the level of 20 dB below the applicable limit.
Note 2: “N/F” means Nothing Found emissions (No emissions were detected.)

AC Power-line Conducted Emissions Result			
Operating Mode	1	**Power Phase**	Line
Operating Function	Normal Link		

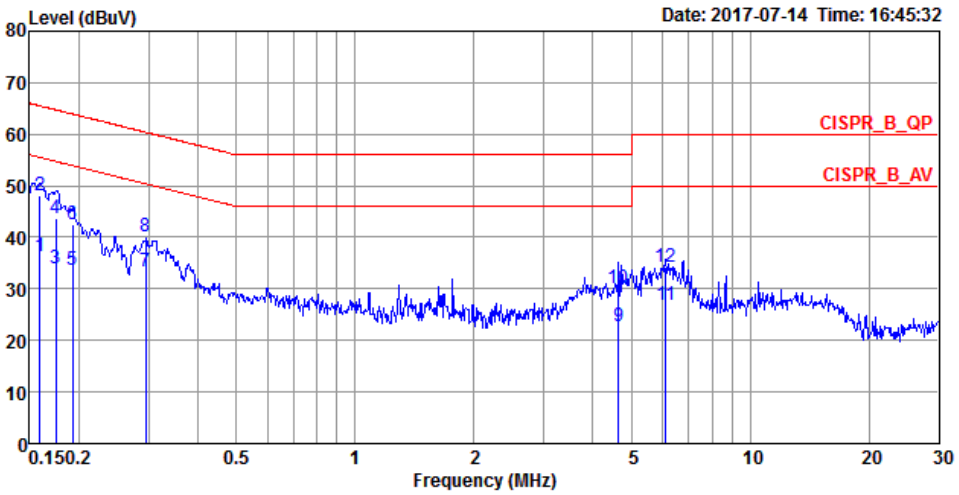

	Freq	Level	Over Limit	Limit Line	Read Level	LISN Factor	Cable Loss	Remark	Pol/Phase
	MHz	dBuV	dB	dBuV	dBuV	dB	dB		
1	0.1590	36.43	-19.09	55.52	26.44	9.95	0.04	Average	LINE
2	0.1590	48.08	-17.44	65.52	38.09	9.95	0.04	QP	LINE
3	0.1749	33.82	-20.90	54.72	23.83	9.94	0.05	Average	LINE
4	0.1749	43.82	-20.90	64.72	33.83	9.94	0.05	QP	LINE
5	0.1924	33.53	-20.40	53.93	23.55	9.93	0.05	Average	LINE
6	0.1924	42.39	-21.54	63.93	32.41	9.93	0.05	QP	LINE
7	0.2955	33.26	-17.11	50.37	23.31	9.91	0.04	Average	LINE
8	0.2955	40.18	-20.19	60.37	30.23	9.91	0.04	QP	LINE
9	4.6469	22.66	-23.34	46.00	12.55	9.97	0.14	Average	LINE
10	4.6469	30.25	-25.75	56.00	20.14	9.97	0.14	QP	LINE
11	6.1209	26.76	-23.24	50.00	16.61	10.00	0.15	Average	LINE
12	6.1209	34.13	-25.87	60.00	23.98	10.00	0.15	QP	LINE

Note 1: “>20dB” means emission levels that exceed the level of 20 dB below the applicable limit.
Note 2: “N/F” means Nothing Found emissions (No emissions were detected.)

Summary

Mode	Max-N dB (Hz)	Max-OBW (Hz)	ITU-Code	Min-N dB (Hz)	Min-OBW (Hz)
802.11a_(6Mbps)_2TX	-	-	-	-	-
5.15-5.25GHz	21.425M	16.392M	16M4D1D	19.25M	16.267M
5.725-5.85GHz	15.3M	16.467M	16M5D1D	13.85M	16.367M
802.11ac VHT20_Nss1,(MCS0)_2TX	-	-	-	-	-
5.15-5.25GHz	21.8M	17.566M	17M6D1D	19.8M	17.516M
5.725-5.85GHz	15.05M	17.666M	17M7D1D	12.55M	17.566M
802.11ac VHT40_Nss1,(MCS0)_2TX	-	-	-	-	-
5.15-5.25GHz	41.1M	36.032M	36M0D1D	39.95M	35.932M
5.725-5.85GHz	35M	36.232M	36M2D1D	32.55M	35.982M
802.11ac VHT80_Nss1,(MCS0)_2TX	-	-	-	-	-
5.15-5.25GHz	80.5M	75.062M	75M1D1D	80.1M	74.963M
5.725-5.85GHz	75.1M	75.262M	75M3D1D	72.6M	75.062M
802.11ac VHT20-BF_Nss1,(MCS0)_2TX	-	-	-	-	-
5.15-5.25GHz	38.875M	18.241M	18M2D1D	20.35M	17.666M
5.725-5.85GHz	16.9M	23.988M	24M0D1D	13.8M	17.866M
802.11ac VHT40-BF_Nss1,(MCS0)_2TX	-	-	-	-	-
5.15-5.25GHz	78.2M	36.732M	36M7D1D	40.85M	36.082M
5.725-5.85GHz	34M	56.122M	56M1D1D	31.3M	36.832M
802.11ac VHT80-BF_Nss1,(MCS0)_2TX	-	-	-	-	-
5.15-5.25GHz	137.2M	75.962M	76M0D1D	80.9M	75.762M
5.725-5.85GHz	76.3M	98.151M	98M2D1D	13.7M	76.062M

Max-N dB = Maximum 6dB down bandwidth for 5.725-5.85GHz band / Maximum 26dB down bandwidth for other band;
Max-OBW = Maximum 99% occupied bandwidth;
Min-N dB = Minimum 6dB down bandwidth for 5.725-5.85GHz band / Maximum 26dB down bandwidth for other band;
Min-OBW = Minimum 99% occupied bandwidth;

Result

Mode	Result	Limit (Hz)	Port 1-N dB (Hz)	Port 1-OBW (Hz)	Port 2-N dB (Hz)	Port 2-OBW (Hz)
802.11a_(6Mbps)_2TX	-	-	-	-	-	-
5180MHz	Pass	Inf	19.7M	16.267M	19.625M	16.367M
5200MHz	Pass	Inf	19.875M	16.342M	19.25M	16.392M
5240MHz	Pass	Inf	21.425M	16.342M	19.5M	16.367M
5745MHz	Pass	500k	14.375M	16.367M	15.3M	16.467M
5785MHz	Pass	500k	13.85M	16.417M	15.05M	16.442M
5825MHz	Pass	500k	15M	16.442M	14.975M	16.367M
802.11ac VHT20_Nss1,(MCS0)_2TX	-	-	-	-	-	-
5180MHz	Pass	Inf	20.425M	17.541M	19.85M	17.566M
5200MHz	Pass	Inf	20.35M	17.566M	19.975M	17.541M
5240MHz	Pass	Inf	21.8M	17.516M	19.8M	17.566M
5745MHz	Pass	500k	12.55M	17.566M	15.05M	17.566M
5785MHz	Pass	500k	14.975M	17.566M	14.975M	17.616M
5825MHz	Pass	500k	14.975M	17.591M	15.05M	17.666M
802.11ac VHT40_Nss1,(MCS0)_2TX	-	-	-	-	-	-
5190MHz	Pass	Inf	40.8M	36.032M	39.95M	35.932M
5230MHz	Pass	Inf	41.1M	36.032M	40.1M	35.932M
5755MHz	Pass	500k	32.55M	36.032M	35M	35.982M
5795MHz	Pass	500k	35M	36.132M	33.85M	36.232M
802.11ac VHT80_Nss1,(MCS0)_2TX	-	-	-	-	-	-
5210MHz	Pass	Inf	80.5M	74.963M	80.1M	75.062M
5775MHz	Pass	500k	72.6M	75.262M	75.1M	75.062M
802.11ac VHT20-BF_Nss1,(MCS0)_2TX	-	-	-	-	-	-
5180MHz	Pass	Inf	20.45M	17.666M	21.8M	17.691M
5200MHz	Pass	Inf	20.5M	17.716M	38.875M	18.141M
5240MHz	Pass	Inf	20.35M	17.691M	37.825M	18.241M
5745MHz	Pass	500k	16.9M	17.866M	15.05M	22.089M
5785MHz	Pass	500k	13.8M	17.991M	15.425M	23.988M
5825MHz	Pass	500k	15.075M	17.966M	15.7M	19.665M
802.11ac VHT40-BF_Nss1,(MCS0)_2TX	-	-	-	-	-	-
5190MHz	Pass	Inf	40.85M	36.182M	71.9M	36.382M
5230MHz	Pass	Inf	41M	36.082M	78.2M	36.732M
5755MHz	Pass	500k	33.8M	42.629M	33.75M	56.122M
5795MHz	Pass	500k	34M	36.832M	31.3M	50.325M
802.11ac VHT80-BF_Nss1,(MCS0)_2TX	-	-	-	-	-	-
5210MHz	Pass	Inf	80.9M	75.762M	137.2M	75.962M
5775MHz	Pass	500k	13.7M	76.062M	76.3M	98.151M

Port X-N dB = Port **X** 6dB down bandwidth for 5.725-5.85GHz band / 26dB down bandwidth for other band
Port X-OBW = Port **X** 99% occupied bandwidth;

802.11a_(6Mbps)_2TX — EBW

5180MHz

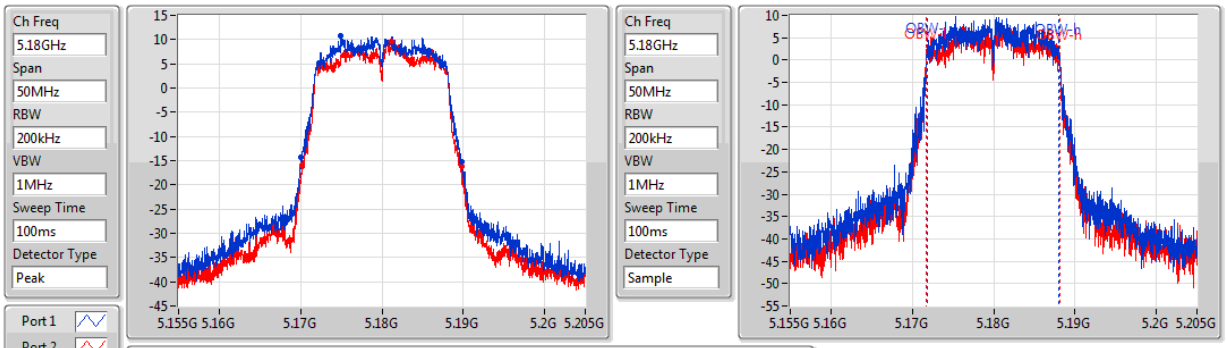

26dB(Hz)	Fl-26dB(Hz)	Fh-26dB(Hz)	OBW(Hz)	Fl-OBW(Hz)	Fh-OBW(Hz)	Limit(Hz)	Port
19.7M	5.1701G	5.1898G	16.267M	5.171804G	5.188071G	Inf	1
19.625M	5.170175G	5.1898G	16.367M	5.171754G	5.188121G	Inf	2

802.11a_(6Mbps)_2TX — EBW

5200MHz

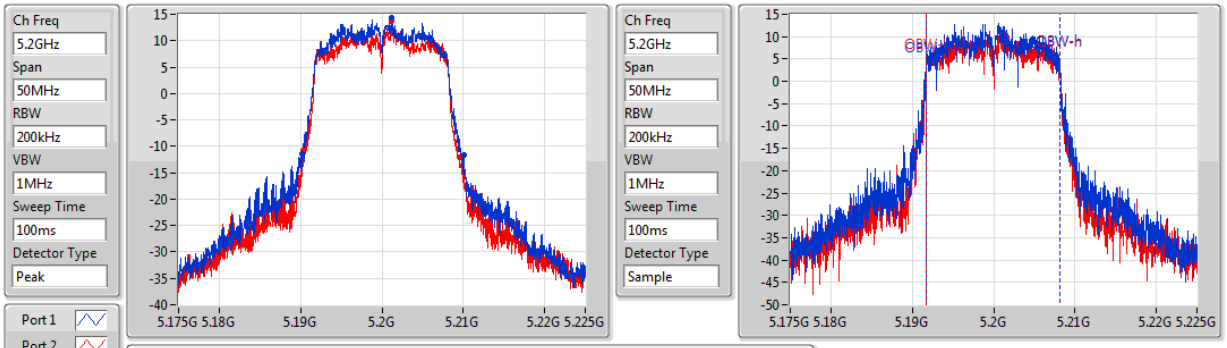

26dB(Hz)	Fl-26dB(Hz)	Fh-26dB(Hz)	OBW(Hz)	Fl-OBW(Hz)	Fh-OBW(Hz)	Limit(Hz)	Port
19.875M	5.1902G	5.210075G	16.342M	5.191754G	5.208096G	Inf	1
19.25M	5.1903G	5.20955G	16.392M	5.191754G	5.208146G	Inf	2

802.11a_(6Mbps)_2TX — EBW

5240MHz

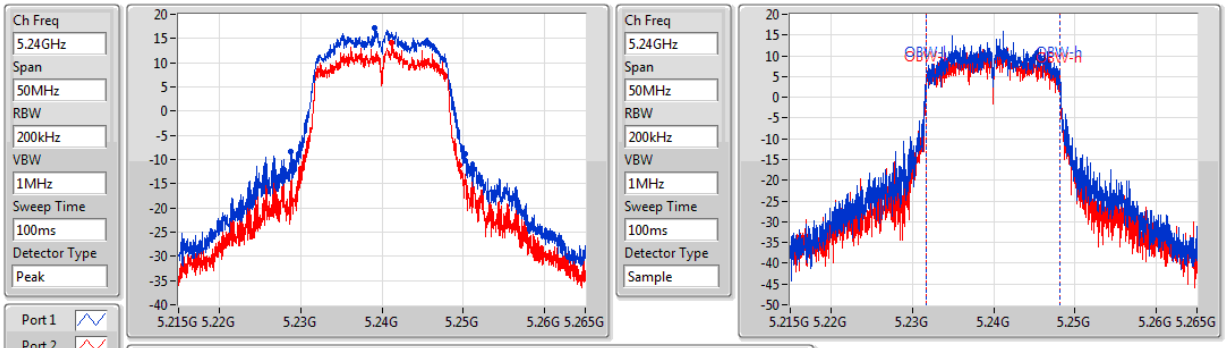

26dB(Hz)	Fl-26dB(Hz)	Fh-26dB(Hz)	OBW(Hz)	Fl-OBW(Hz)	Fh-OBW(Hz)	Limit(Hz)	Port
21.425M	5.228825G	5.25025G	16.342M	5.231779G	5.248121G	Inf	1
19.5M	5.230025G	5.249525G	16.367M	5.231754G	5.248121G	Inf	2

802.11a_(6Mbps)_2TX — EBW

5745MHz

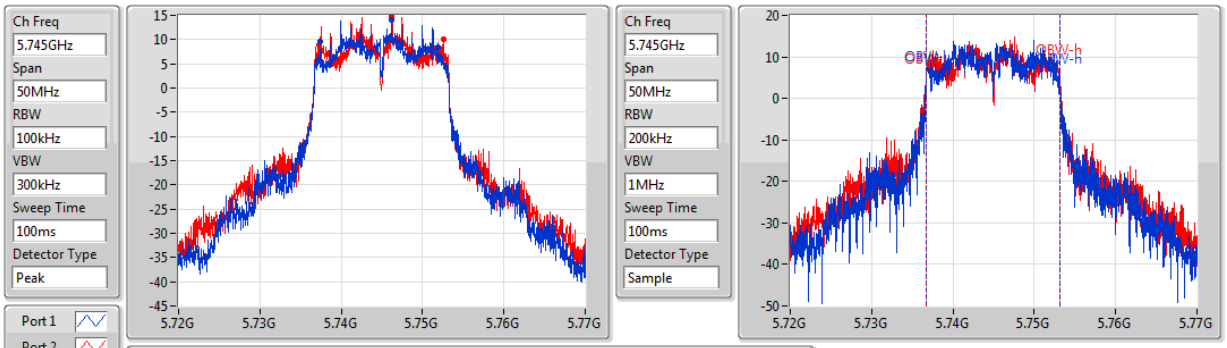

6dB(Hz)	Fl-6dB(Hz)	Fh-6dB(Hz)	OBW(Hz)	Fl-OBW(Hz)	Fh-OBW(Hz)	Limit(Hz)	Port
14.375M	5.737475G	5.75185G	16.367M	5.736729G	5.753096G	500k	1
15.3M	5.737225G	5.752525G	16.467M	5.736704G	5.753171G	500k	2

802.11a_(6Mbps)_2TX — EBW

5785MHz

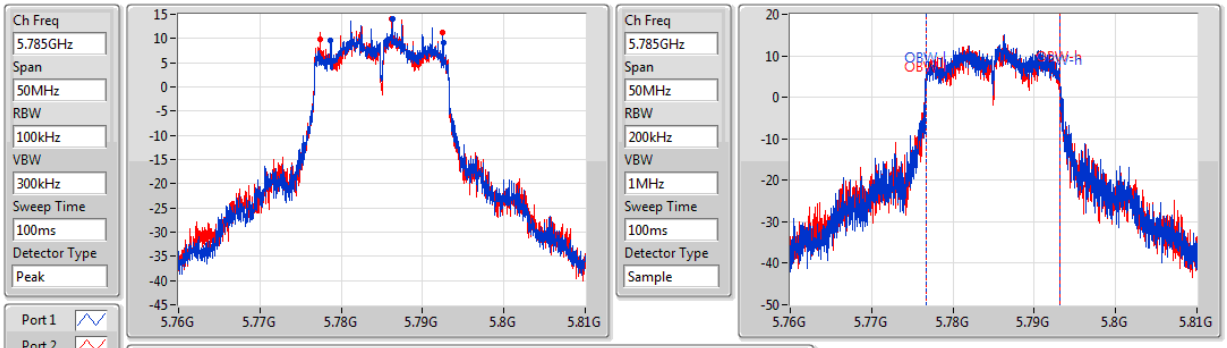

6dB(Hz)	Fl-6dB(Hz)	Fh-6dB(Hz)	OBW(Hz)	Fl-OBW(Hz)	Fh-OBW(Hz)	Limit(Hz)	Port
13.85M	5.778675G	5.792525G	16.417M	5.776704G	5.793121G	500k	1
15.05M	5.777425G	5.792475G	16.442M	5.776704G	5.793146G	500k	2

802.11a_(6Mbps)_2TX — EBW

5825MHz

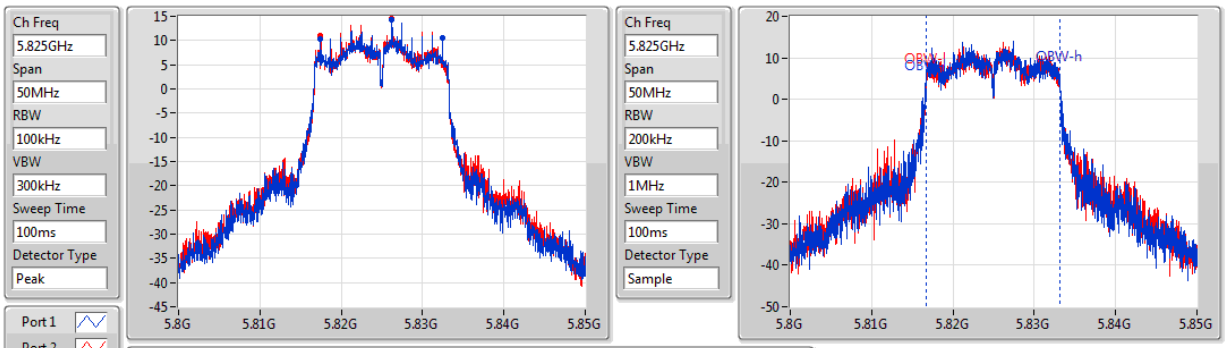

6dB(Hz)	Fl-6dB(Hz)	Fh-6dB(Hz)	OBW(Hz)	Fl-OBW(Hz)	Fh-OBW(Hz)	Limit(Hz)	Port
15M	5.81745G	5.83245G	16.442M	5.816704G	5.833146G	500k	1
14.975M	5.817475G	5.83245G	16.367M	5.816729G	5.833096G	500k	2

802.11ac VHT20_Nss1,(MCS0)_2TX — EBW

5180MHz

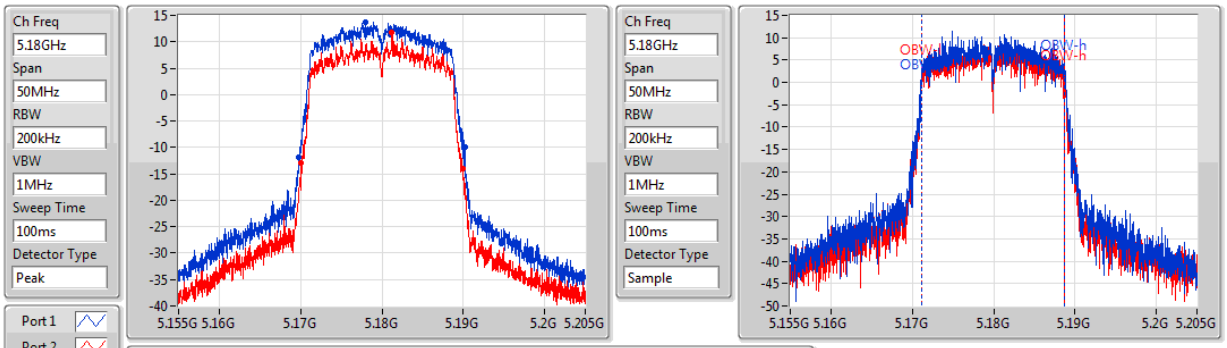

26dB(Hz)	Fl-26dB(Hz)	Fh-26dB(Hz)	OBW(Hz)	Fl-OBW(Hz)	Fh-OBW(Hz)	Limit(Hz)	Port
20.425M	5.1698G	5.190225G	17.541M	5.171204G	5.188746G	Inf	1
19.85M	5.170075G	5.189925G	17.566M	5.171179G	5.188746G	Inf	2

802.11ac VHT20_Nss1,(MCS0)_2TX — EBW

5200MHz

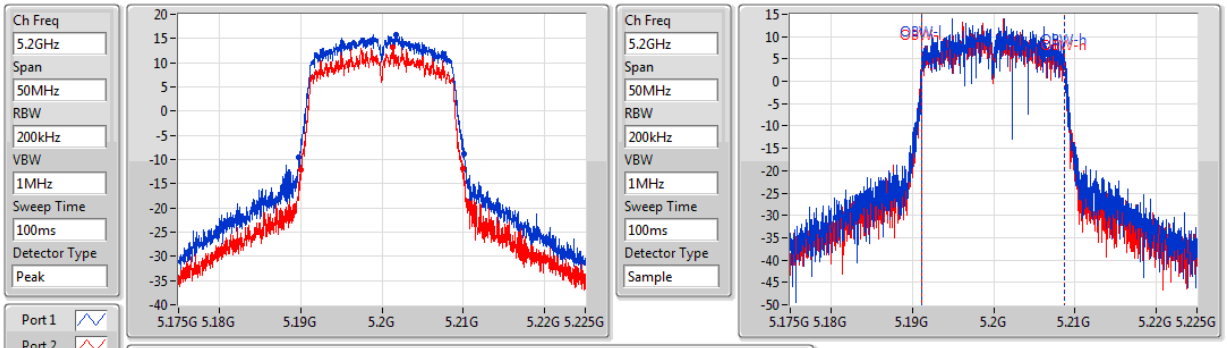

26dB(Hz)	Fl-26dB(Hz)	Fh-26dB(Hz)	OBW(Hz)	Fl-OBW(Hz)	Fh-OBW(Hz)	Limit(Hz)	Port
20.35M	5.1898G	5.21015G	17.566M	5.191179G	5.208746G	Inf	1
19.975M	5.19G	5.209975G	17.541M	5.191179G	5.208721G	Inf	2

802.11ac VHT20_Nss1,(MCS0)_2TX — EBW

5240MHz

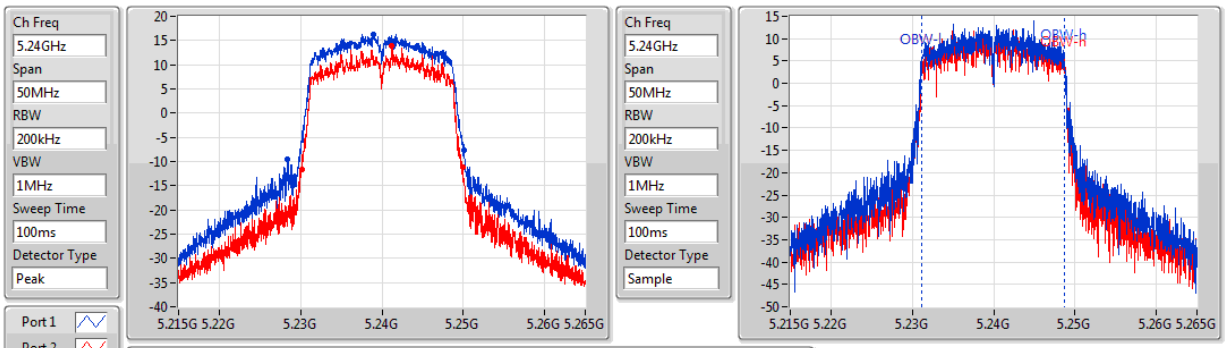

26dB(Hz)	Fl-26dB(Hz)	Fh-26dB(Hz)	OBW(Hz)	Fl-OBW(Hz)	Fh-OBW(Hz)	Limit(Hz)	Port
21.8M	5.22835G	5.25015G	17.516M	5.231179G	5.248696G	Inf	1
19.8M	5.230125G	5.249925G	17.566M	5.231179G	5.248746G	Inf	2

802.11ac VHT20_Nss1,(MCS0)_2TX — EBW

5745MHz

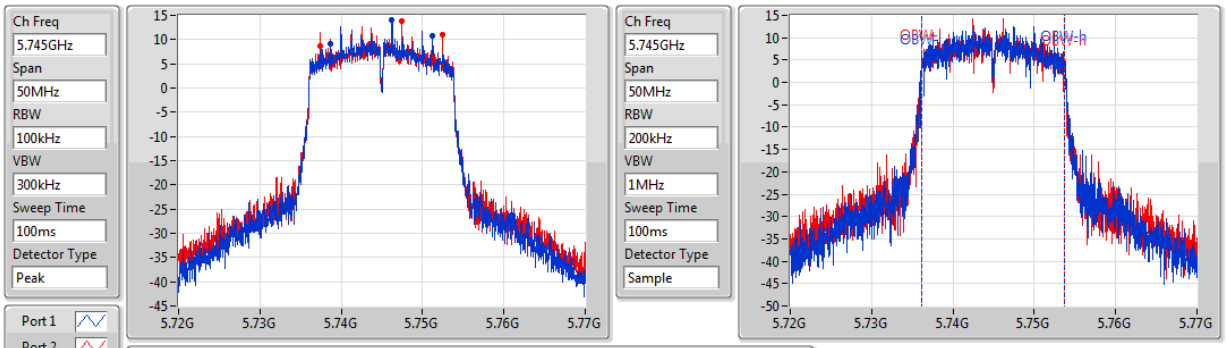

6dB(Hz)	Fl-6dB(Hz)	Fh-6dB(Hz)	OBW(Hz)	Fl-OBW(Hz)	Fh-OBW(Hz)	Limit(Hz)	Port
12.55M	5.7387G	5.75125G	17.566M	5.736179G	5.753746G	500k	1
15.05M	5.7374G	5.75245G	17.566M	5.736154G	5.753721G	500k	2

802.11ac VHT20_Nss1,(MCS0)_2TX — EBW

5785MHz

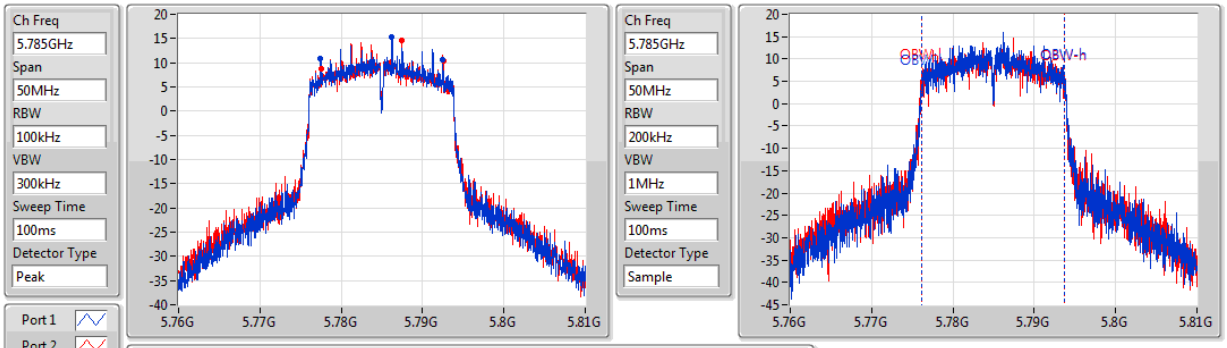

6dB(Hz)	Fl-6dB(Hz)	Fh-6dB(Hz)	OBW(Hz)	Fl-OBW(Hz)	Fh-OBW(Hz)	Limit(Hz)	Port
14.975M	5.777475G	5.79245G	17.566M	5.776179G	5.793746G	500k	1
14.975M	5.77755G	5.792525G	17.616M	5.776129G	5.793746G	500k	2

802.11ac VHT20_Nss1,(MCS0)_2TX — EBW

5825MHz

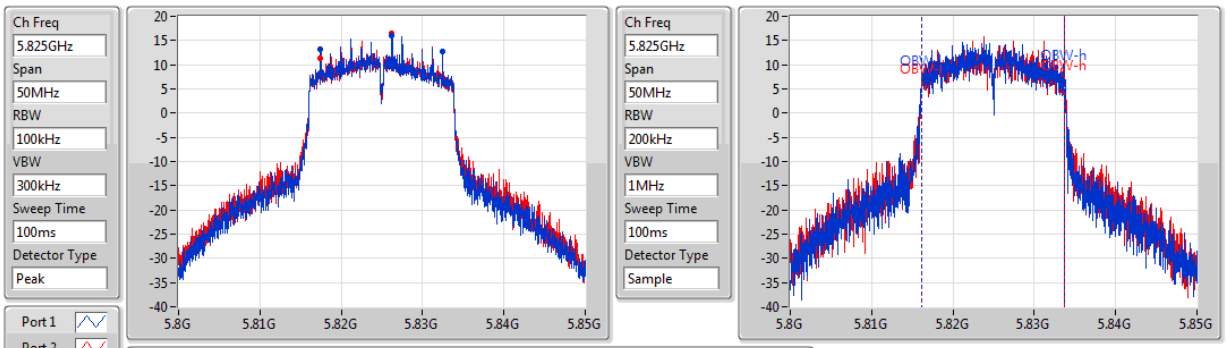

6dB(Hz)	Fl-6dB(Hz)	Fh-6dB(Hz)	OBW(Hz)	Fl-OBW(Hz)	Fh-OBW(Hz)	Limit(Hz)	Port
14.975M	5.817475G	5.83245G	17.591M	5.816129G	5.833721G	500k	1
15.05M	5.817425G	5.832475G	17.666M	5.816104G	5.833771G	500k	2

TEL : 886-3-327-3456

FAX : 886-3-327-0973

802.11ac VHT40_Nss1,(MCS0)_2TX — EBW

5190MHz

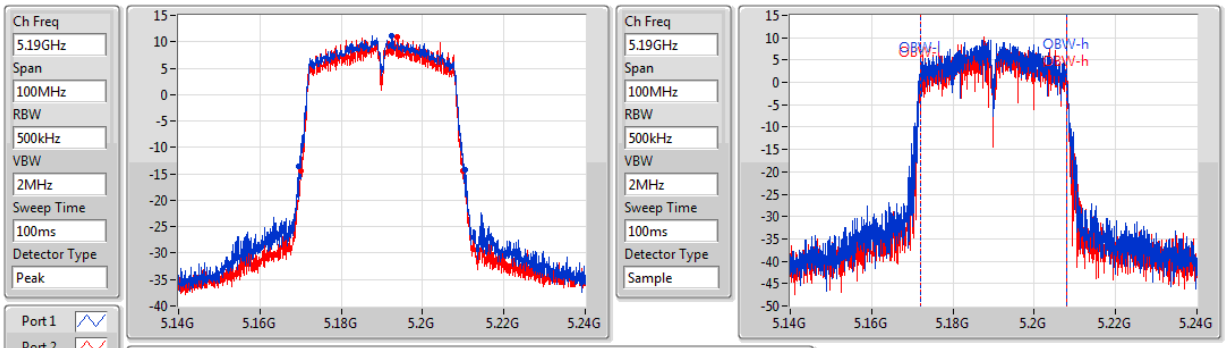

26dB(Hz)	Fl-26dB(Hz)	Fh-26dB(Hz)	OBW(Hz)	Fl-OBW(Hz)	Fh-OBW(Hz)	Limit(Hz)	Port
40.8M	5.1696G	5.2104G	36.032M	5.171909G	5.207941G	Inf	1
39.95M	5.17G	5.20995G	35.932M	5.172009G	5.207941G	Inf	2

802.11ac VHT40_Nss1,(MCS0)_2TX — EBW

5230MHz

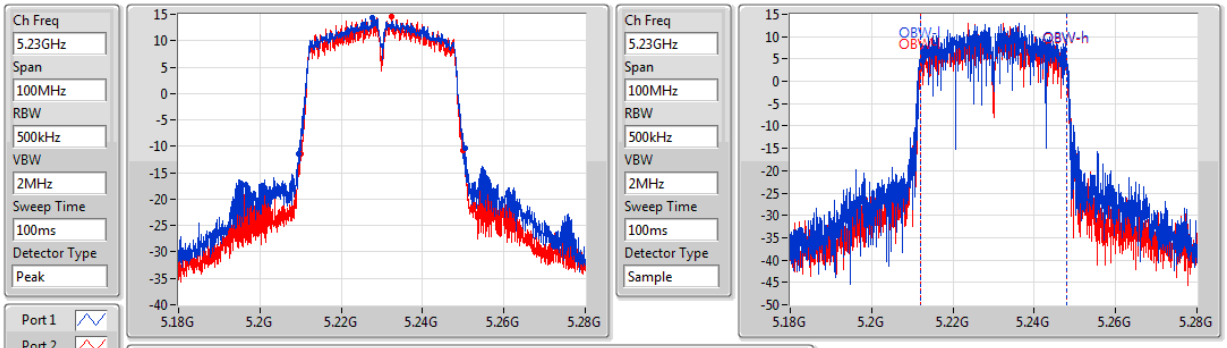

26dB(Hz)	Fl-26dB(Hz)	Fh-26dB(Hz)	OBW(Hz)	Fl-OBW(Hz)	Fh-OBW(Hz)	Limit(Hz)	Port
41.1M	5.2094G	5.2505G	36.032M	5.211909G	5.247941G	Inf	1
40.1M	5.20995G	5.25005G	35.932M	5.212009G	5.247941G	Inf	2

802.11ac VHT40_Nss1,(MCS0)_2TX — EBW

5755MHz

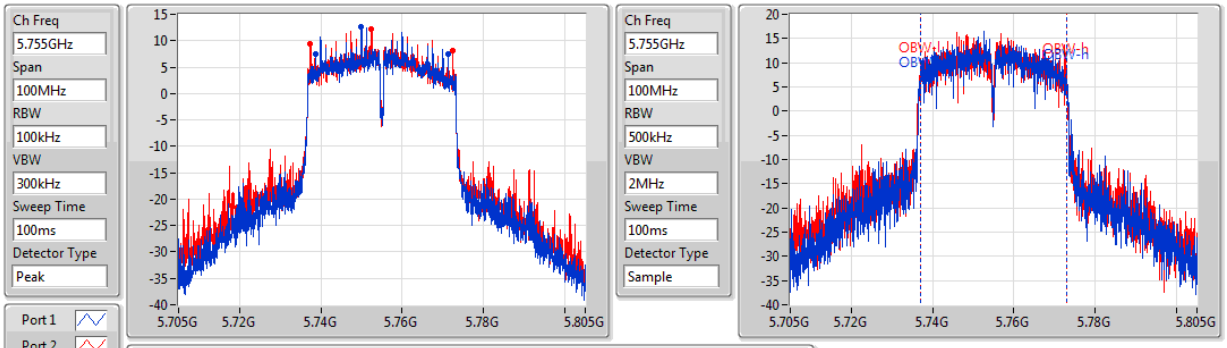

6dB(Hz)	Fl-6dB(Hz)	Fh-6dB(Hz)	OBW(Hz)	Fl-OBW(Hz)	Fh-OBW(Hz)	Limit(Hz)	Port
32.55M	5.7387G	5.77125G	36.032M	5.736909G	5.772941G	500k	1
35M	5.73745G	5.77245G	35.982M	5.736909G	5.772891G	500k	2

802.11ac VHT40_Nss1,(MCS0)_2TX — EBW

5795MHz

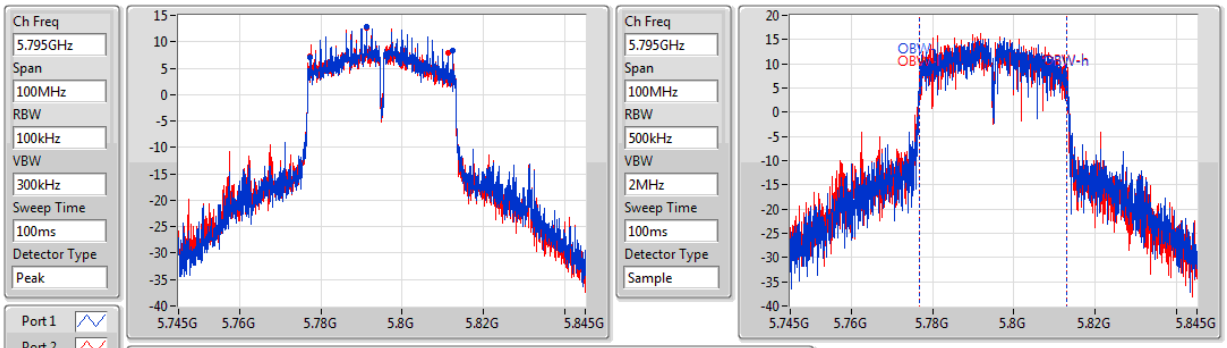

6dB(Hz)	Fl-6dB(Hz)	Fh-6dB(Hz)	OBW(Hz)	Fl-OBW(Hz)	Fh-OBW(Hz)	Limit(Hz)	Port
35M	5.77745G	5.81245G	36.132M	5.776859G	5.812991G	500k	1
33.85M	5.7774G	5.81125G	36.232M	5.776759G	5.812991G	500k	2

802.11ac VHT80_Nss1,(MCS0)_2TX — EBW

5210MHz

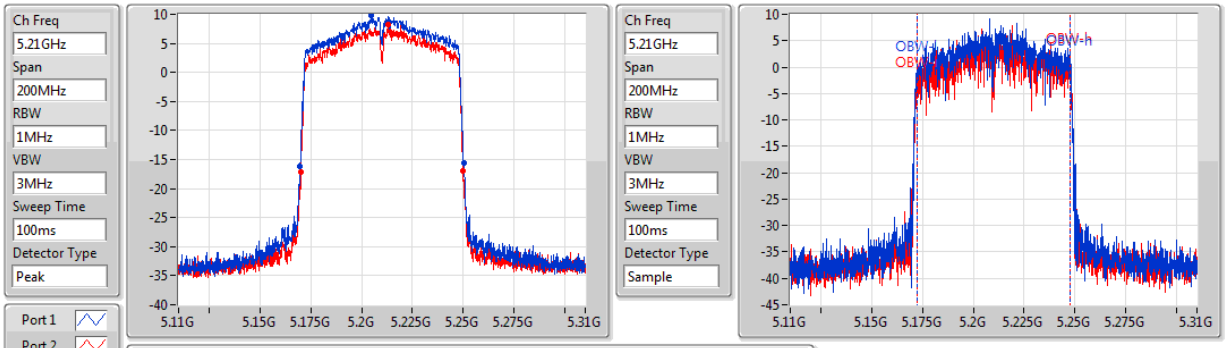

26dB(Hz)	Fl-26dB(Hz)	Fh-26dB(Hz)	OBW(Hz)	Fl-OBW(Hz)	Fh-OBW(Hz)	Limit(Hz)	Port
80.5M	5.1697G	5.2502G	74.963M	5.172519G	5.247481G	Inf	1
80.1M	5.17G	5.2501G	75.062M	5.172519G	5.247581G	Inf	2

802.11ac VHT80_Nss1,(MCS0)_2TX — EBW

5775MHz

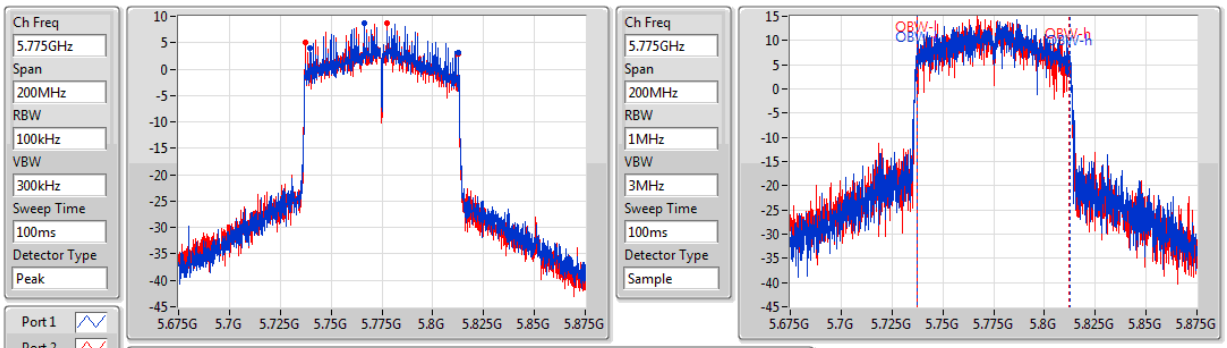

6dB(Hz)	Fl-6dB(Hz)	Fh-6dB(Hz)	OBW(Hz)	Fl-OBW(Hz)	Fh-OBW(Hz)	Limit(Hz)	Port
72.6M	5.7399G	5.8125G	75.262M	5.737219G	5.812481G	500k	1
75.1M	5.7374G	5.8125G	75.062M	5.737219G	5.812281G	500k	2

802.11ac VHT20-BF_Nss1,(MCS0)_2TX EBW

5180MHz

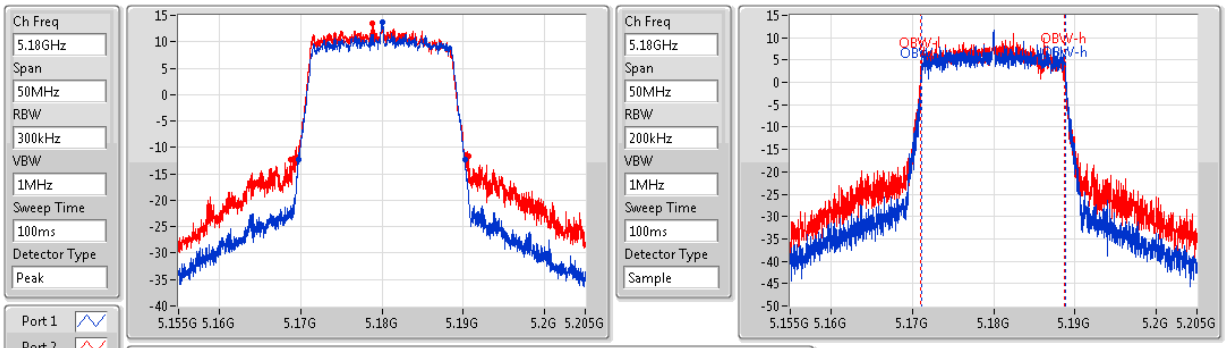

26dB(Hz)	Fl-26dB(Hz)	Fh-26dB(Hz)	OBW(Hz)	Fl-OBW(Hz)	Fh-OBW(Hz)	Limit(Hz)	Port
20.45M	5.16975G	5.1902G	17.666M	5.171154G	5.188821G	Inf	1
21.8M	5.16885G	5.19065G	17.691M	5.171079G	5.188771G	Inf	2

802.11ac VHT20-BF_Nss1,(MCS0)_2TX EBW

5200MHz

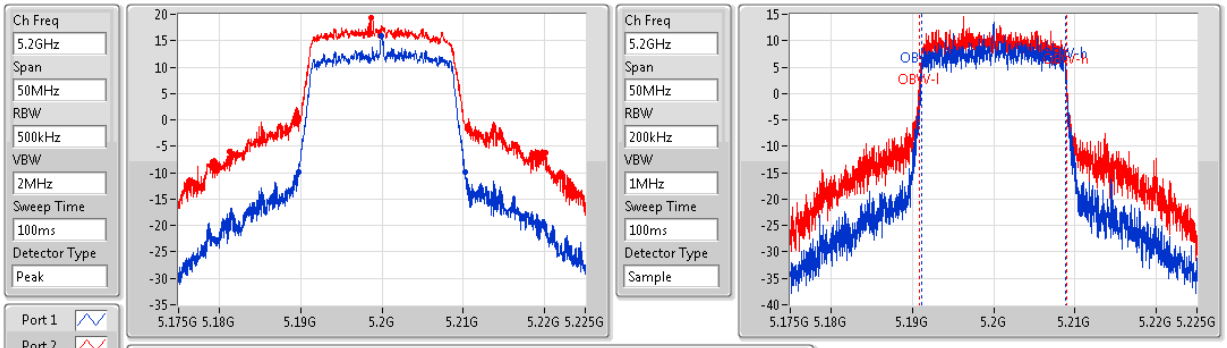

26dB(Hz)	Fl-26dB(Hz)	Fh-26dB(Hz)	OBW(Hz)	Fl-OBW(Hz)	Fh-OBW(Hz)	Limit(Hz)	Port
20.5M	5.189725G	5.210225G	17.716M	5.191129G	5.208846G	Inf	1
38.875M	5.18125G	5.220125G	18.141M	5.19083G	5.208971G	Inf	2

802.11ac VHT20-BF_Nss1,(MCS0)_2TX EBW

5240MHz

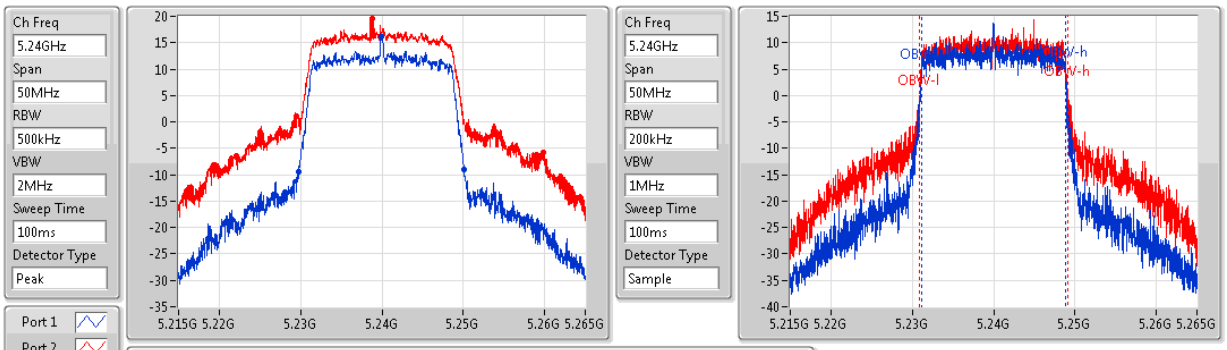

26dB(Hz)	Fl-26dB(Hz)	Fh-26dB(Hz)	OBW(Hz)	Fl-OBW(Hz)	Fh-OBW(Hz)	Limit(Hz)	Port
20.35M	5.229775G	5.250125G	17.691M	5.231129G	5.248821G	Inf	1
37.825M	5.222075G	5.2599G	18.241M	5.230855G	5.249095G	Inf	2

802.11ac VHT20-BF_Nss1,(MCS0)_2TX EBW

5745MHz

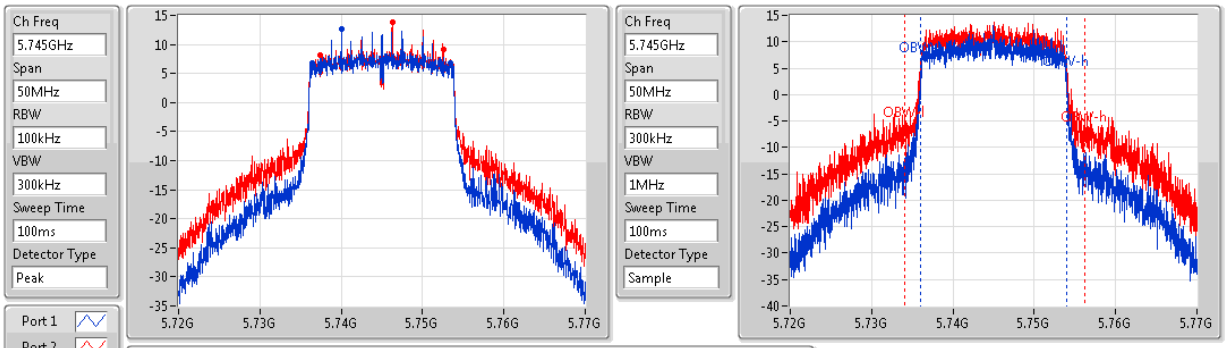

6dB(Hz)	Fl-6dB(Hz)	Fh-6dB(Hz)	OBW(Hz)	Fl-OBW(Hz)	Fh-OBW(Hz)	Limit(Hz)	Port
16.9M	5.7365G	5.7534G	17.866M	5.736054G	5.753921G	500k	1
15.05M	5.737475G	5.752525G	22.089M	5.734055G	5.756144G	500k	2

802.11ac VHT20-BF_Nss1,(MCS0)_2TX EBW

5785MHz

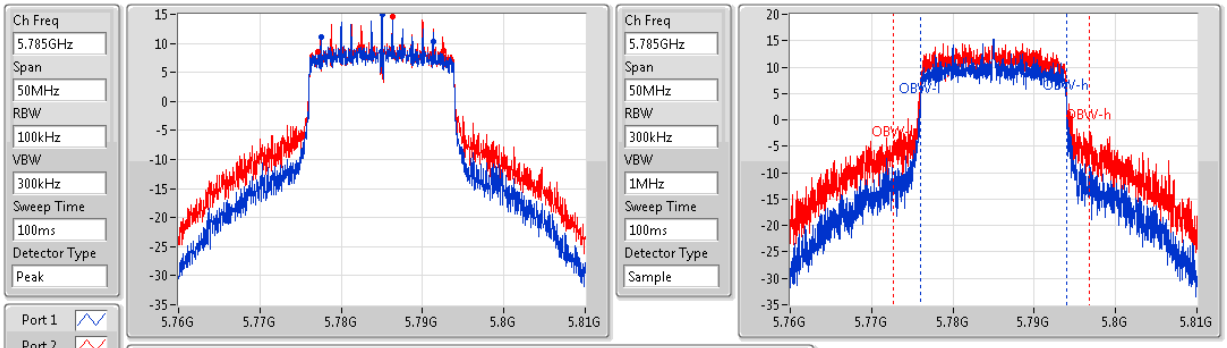

6dB(Hz)	Fl-6dB(Hz)	Fh-6dB(Hz)	OBW(Hz)	Fl-OBW(Hz)	Fh-OBW(Hz)	Limit(Hz)	Port
13.8M	5.7775G	5.7913G	17.991M	5.775955G	5.793946G	500k	1
15.425M	5.777125G	5.79255G	23.988M	5.772731G	5.796719G	500k	2

802.11ac VHT20-BF_Nss1,(MCS0)_2TX EBW

5825MHz

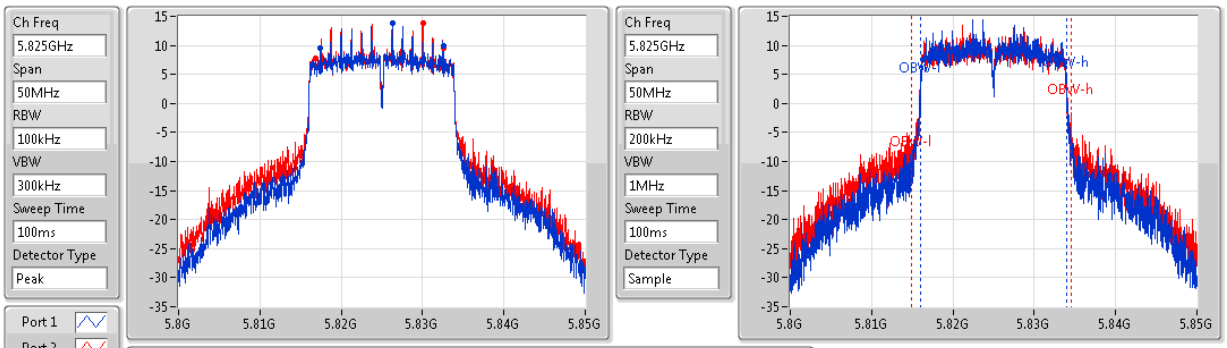

6dB(Hz)	Fl-6dB(Hz)	Fh-6dB(Hz)	OBW(Hz)	Fl-OBW(Hz)	Fh-OBW(Hz)	Limit(Hz)	Port
15.075M	5.81745G	5.832525G	17.966M	5.816004G	5.833971G	500k	1
15.7M	5.81685G	5.83255G	19.665M	5.814855G	5.83452G	500k	2

802.11ac VHT40-BF_Nss1,(MCS0)_2TX EBW

5190MHz

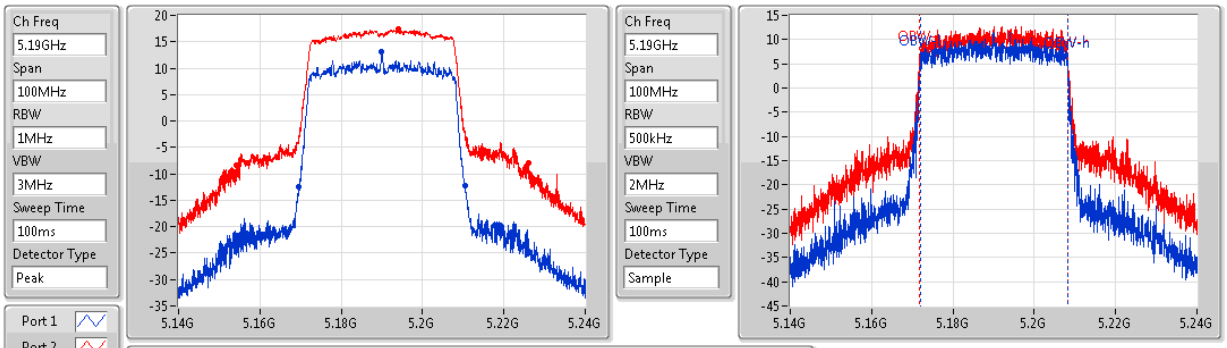

26dB(Hz)	Fl-26dB(Hz)	Fh-26dB(Hz)	OBW(Hz)	Fl-OBW(Hz)	Fh-OBW(Hz)	Limit(Hz)	Port
40.85M	5.1696G	5.21045G	36.182M	5.171959G	5.208141G	Inf	1
71.9M	5.15425G	5.22615G	36.382M	5.171859G	5.208241G	Inf	2

802.11ac VHT40-BF_Nss1,(MCS0)_2TX EBW

5230MHz

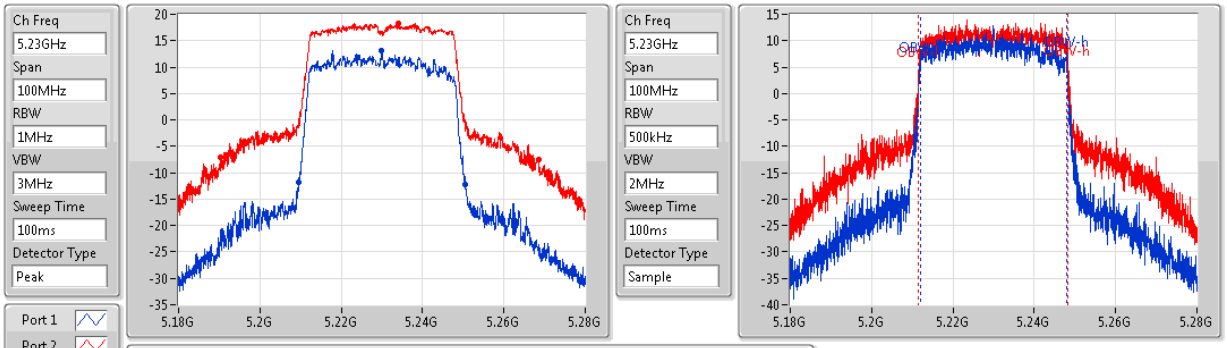

26dB(Hz)	Fl-26dB(Hz)	Fh-26dB(Hz)	OBW(Hz)	Fl-OBW(Hz)	Fh-OBW(Hz)	Limit(Hz)	Port
41M	5.2095G	5.2505G	36.082M	5.211909G	5.247991G	Inf	1
78.2M	5.19035G	5.26855G	36.732M	5.211609G	5.248341G	Inf	2

802.11ac VHT40-BF_Nss1,(MCS0)_2TX EBW

5755MHz

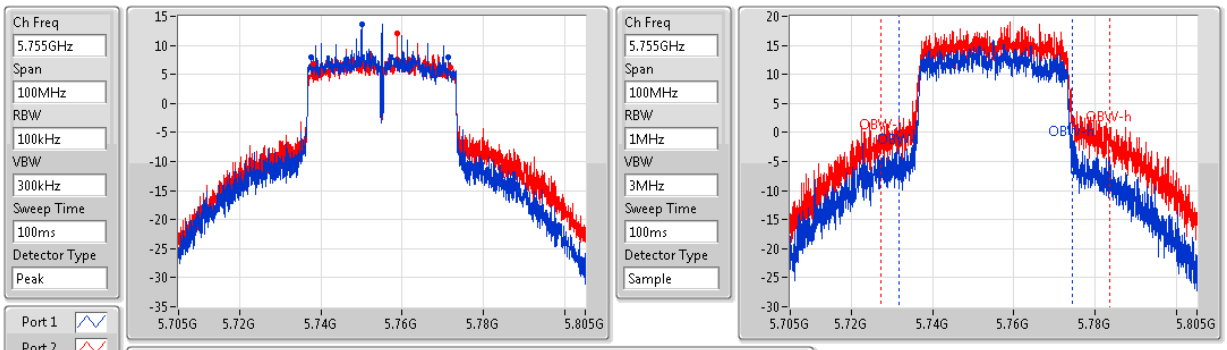

6dB(Hz)	Fl-6dB(Hz)	Fh-6dB(Hz)	OBW(Hz)	Fl-OBW(Hz)	Fh-OBW(Hz)	Limit(Hz)	Port
33.8M	5.7375G	5.7713G	42.629M	5.731762G	5.77439G	500k	1
33.75M	5.73815G	5.7719G	56.122M	5.727414G	5.783536G	500k	2

802.11ac VHT40-BF_Nss1,(MCS0)_2TX — EBW

5795MHz

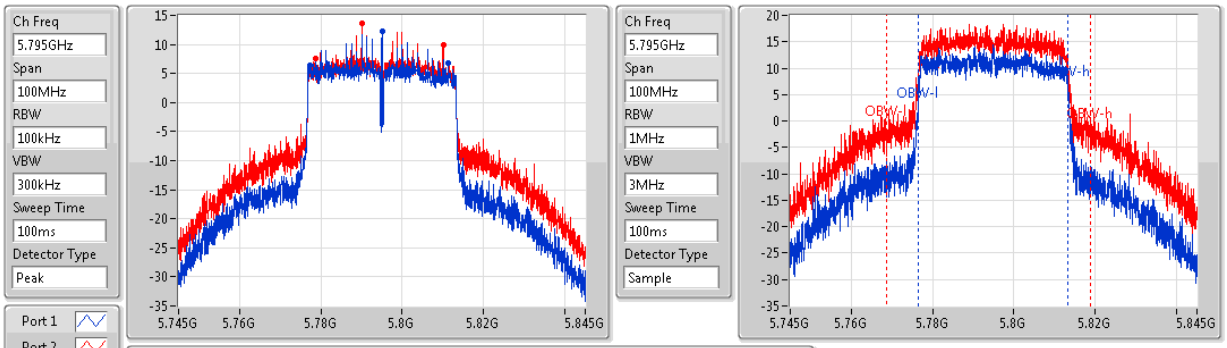

6dB(Hz)	Fl-6dB(Hz)	Fh-6dB(Hz)	OBW(Hz)	Fl-OBW(Hz)	Fh-OBW(Hz)	Limit(Hz)	Port
34M	5.77725G	5.81125G	36.832M	5.776459G	5.813291G	500k	1
31.3M	5.77875G	5.81005G	50.325M	5.768563G	5.818888G	500k	2

802.11ac VHT80-BF_Nss1,(MCS0)_2TX — EBW

5210MHz

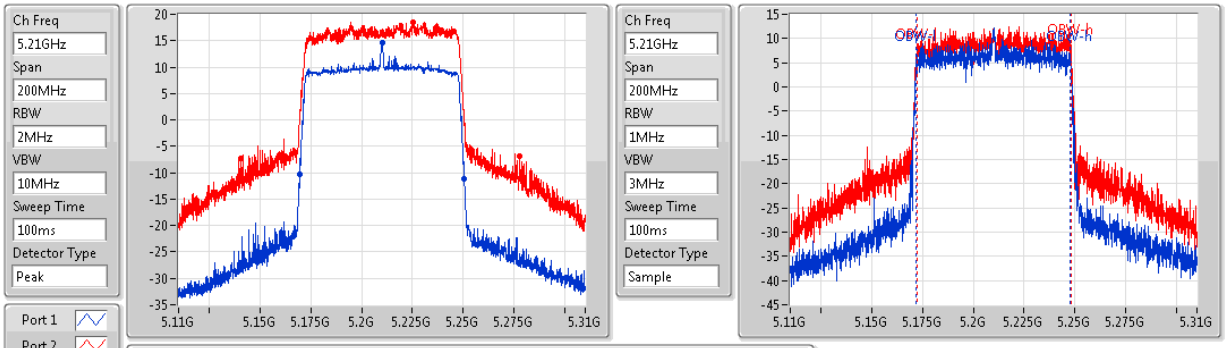

26dB(Hz)	Fl-26dB(Hz)	Fh-26dB(Hz)	OBW(Hz)	Fl-OBW(Hz)	Fh-OBW(Hz)	Limit(Hz)	Port
80.9M	5.1696G	5.2505G	75.762M	5.172019G	5.247781G	Inf	1
137.2M	5.1404G	5.2776G	75.962M	5.172119G	5.248081G	Inf	2

802.11ac VHT80-BF_Nss1,(MCS0)_2TX — EBW

5775MHz

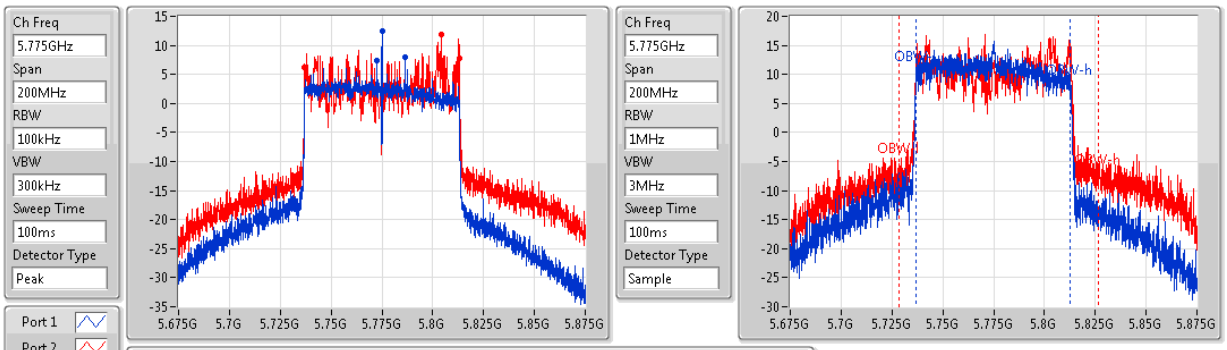

6dB(Hz)	Fl-6dB(Hz)	Fh-6dB(Hz)	OBW(Hz)	Fl-OBW(Hz)	Fh-OBW(Hz)	Limit(Hz)	Port
13.7M	5.7726G	5.7863G	76.062M	5.736719G	5.812781G	500k	1
76.3M	5.7369G	5.8132G	98.151M	5.728423G	5.826574G	500k	2

Summary

Mode	Total Power (dBm)	Total Power (W)	EIRP (dBm)	EIRP (W)
802.11a_(6Mbps)_2TX	-	-	-	-
5.15-5.25GHz	27.00	0.50119	30.05	1.01158
5.725-5.85GHz	27.96	0.62517	32.16	1.64437
802.11ac VHT20_Nss1,(MCS0)_2TX	-	-	-	-
5.15-5.25GHz	27.05	0.50699	30.10	1.02329
5.725-5.85GHz	28.96	0.78705	33.16	2.07014
802.11ac VHT40_Nss1,(MCS0)_2TX	-	-	-	-
5.15-5.25GHz	25.87	0.38637	28.92	0.77983
5.725-5.85GHz	29.06	0.80538	33.26	2.11836
802.11ac VHT80_Nss1,(MCS0)_2TX	-	-	-	-
5.15-5.25GHz	19.91	0.09795	22.96	0.19770
5.725-5.85GHz	27.03	0.50466	31.23	1.32739
802.11ac VHT20-BF_Nss1,(MCS0)_2TX	-	-	-	-
5.15-5.25GHz	26.84	0.48306	32.90	1.94984
5.725-5.85GHz	27.75	0.59566	34.96	3.13329
802.11ac VHT40-BF_Nss1,(MCS0)_2TX	-	-	-	-
5.15-5.25GHz	26.65	0.46238	32.71	1.86638
5.725-5.85GHz	28.77	0.75336	35.98	3.96278
802.11ac VHT80-BF_Nss1,(MCS0)_2TX	-	-	-	-
5.15-5.25GHz	24.61	0.28907	30.67	1.16681
5.725-5.85GHz	28.43	0.69663	35.64	3.66438

Result

Mode	Result	DG (dBi)	Port 1 (dBm)	Port 2 (dBm)	Total Power (dBm)	Power Limit (dBm)
802.11a_(6Mbps)_2TX	-	-	-	-	-	-
5180MHz	Pass	3.05	21.08	19.64	23.43	30.00
5200MHz	Pass	3.05	23.61	22.42	26.07	30.00
5240MHz	Pass	3.05	24.62	23.26	27.00	30.00
5745MHz	Pass	4.20	24.95	24.96	27.96	30.00
5785MHz	Pass	4.20	24.01	23.83	26.93	30.00
5825MHz	Pass	4.20	23.49	22.95	26.24	30.00
802.11ac VHT20_Nss1,(MCS0)_2TX	-	-	-	-	-	-
5180MHz	Pass	3.05	20.96	20.83	23.91	30.00
5200MHz	Pass	3.05	24.42	23.26	26.88	30.00
5240MHz	Pass	3.05	24.68	23.28	27.05	30.00
5745MHz	Pass	4.20	23.61	23.60	26.62	30.00
5785MHz	Pass	4.20	24.67	24.60	27.64	30.00
5825MHz	Pass	4.20	25.94	25.96	28.96	30.00
802.11ac VHT40_Nss1,(MCS0)_2TX	-	-	-	-	-	-
5190MHz	Pass	3.05	20.09	18.74	22.48	30.00
5230MHz	Pass	3.05	23.57	22.02	25.87	30.00
5755MHz	Pass	4.20	25.52	25.71	28.63	30.00
5795MHz	Pass	4.20	26.17	25.93	29.06	30.00
802.11ac VHT80_Nss1,(MCS0)_2TX	-	-	-	-	-	-
5210MHz	Pass	3.05	17.75	15.85	19.91	30.00
5775MHz	Pass	4.20	24.10	23.95	27.03	30.00
802.11ac VHT20-BF_Nss1,(MCS0)_2TX	-	-	-	-	-	-
5180MHz	Pass	6.06	17.83	20.06	22.09	29.94
5200MHz	Pass	6.06	22.90	24.59	26.84	29.94
5240MHz	Pass	6.06	22.79	24.16	26.54	29.94
5745MHz	Pass	7.21	23.74	23.77	26.77	28.79
5785MHz	Pass	7.21	24.80	24.68	27.75	28.79
5825MHz	Pass	7.21	23.90	23.88	26.90	28.79
802.11ac VHT40-BF_Nss1,(MCS0)_2TX	-	-	-	-	-	-
5190MHz	Pass	6.06	21.65	23.86	25.91	29.94
5230MHz	Pass	6.06	22.41	24.60	26.65	29.94
5755MHz	Pass	7.21	26.01	25.50	28.77	28.79
5795MHz	Pass	7.21	24.98	25.46	28.24	28.79
802.11ac VHT80-BF_Nss1,(MCS0)_2TX	-	-	-	-	-	-
5210MHz	Pass	6.06	20.30	22.60	24.61	29.94
5775MHz	Pass	7.21	25.45	25.39	28.43	28.79

DG = Directional Gain; **Port X** = Port X output power

Summary

Mode	PD (dBm/RBW)	EIRP PD (dBm/RBW)
802.11a_(6Mbps)_2TX	-	-
5.15-5.25GHz	15.95	22.01
5.725-5.85GHz	14.84	22.05
802.11ac VHT20_Nss1,(MCS0)_2TX	-	-
5.15-5.25GHz	14.90	20.96
5.725-5.85GHz	14.99	22.20
802.11ac VHT40_Nss1,(MCS0)_2TX	-	-
5.15-5.25GHz	10.85	16.91
5.725-5.85GHz	12.72	19.93
802.11ac VHT80_Nss1,(MCS0)_2TX	-	-
5.15-5.25GHz	2.52	8.58
5.725-5.85GHz	8.85	16.06
802.11ac VHT20-BF_Nss1,(MCS0)_2TX	-	-
5.15-5.25GHz	15.28	21.34
5.725-5.85GHz	15.93	23.14
802.11ac VHT40-BF_Nss1,(MCS0)_2TX	-	-
5.15-5.25GHz	12.92	18.98
5.725-5.85GHz	13.65	20.86
802.11ac VHT80-BF_Nss1,(MCS0)_2TX	-	-
5.15-5.25GHz	11.04	17.10
5.725-5.85GHz	13.53	20.74

RBW = 500kHz for 5.725-5.85GHz band / 1MHz for other band;

Result

Mode	Result	DG (dBi)	Port 1 (dBm/RBW)	Port 2 (dBm/RBW)	PD (dBm/RBW)	PD Limit (dBm/RBW)
802.11a_(6Mbps)_2TX	-	-	-	-	-	-
5180MHz	Pass	6.06	9.52	8.40	11.88	16.94
5200MHz	Pass	6.06	12.83	11.57	15.17	16.94
5240MHz	Pass	6.06	13.70	12.00	15.95	16.94
5745MHz	Pass	7.21	12.10	11.88	14.84	28.79
5785MHz	Pass	7.21	11.68	11.33	14.29	28.79
5825MHz	Pass	7.21	10.84	11.14	13.95	28.79
802.11ac VHT20_Nss1,(MCS0)_2TX	-	-	-	-	-	-
5180MHz	Pass	6.06	9.96	8.60	12.28	16.94
5200MHz	Pass	6.06	12.35	11.01	14.62	16.94
5240MHz	Pass	6.06	12.66	11.20	14.90	16.94
5745MHz	Pass	7.21	9.99	9.83	12.82	28.79
5785MHz	Pass	7.21	11.26	11.29	14.29	28.79
5825MHz	Pass	7.21	12.25	12.04	14.99	28.79
802.11ac VHT40_Nss1,(MCS0)_2TX	-	-	-	-	-	-
5190MHz	Pass	6.06	5.12	4.02	7.46	16.94
5230MHz	Pass	6.06	8.66	7.24	10.85	16.94
5755MHz	Pass	7.21	9.10	9.41	12.22	28.79
5795MHz	Pass	7.21	9.81	9.64	12.72	28.79
802.11ac VHT80_Nss1,(MCS0)_2TX	-	-	-	-	-	-
5210MHz	Pass	6.06	0.25	-1.20	2.52	16.94
5775MHz	Pass	7.21	6.25	6.26	8.85	28.79
802.11ac VHT20-BF_Nss1,(MCS0)_2TX	-	-	-	-	-	-
5180MHz	Pass	6.06	9.80	9.03	12.41	16.94
5200MHz	Pass	6.06	12.79	11.25	15.07	16.94
5240MHz	Pass	6.06	13.14	11.25	15.28	16.94
5745MHz	Pass	7.21	11.10	10.01	13.56	28.79
5785MHz	Pass	7.21	14.34	10.91	15.93	28.79
5825MHz	Pass	7.21	9.15	9.10	12.06	28.79
802.11ac VHT40-BF_Nss1,(MCS0)_2TX	-	-	-	-	-	-
5190MHz	Pass	6.06	9.76	10.12	12.92	16.94
5230MHz	Pass	6.06	10.01	9.15	12.60	16.94
5755MHz	Pass	7.21	12.58	7.66	13.65	28.79
5795MHz	Pass	7.21	11.44	7.61	12.94	28.79
802.11ac VHT80-BF_Nss1,(MCS0)_2TX	-	-	-	-	-	-
5210MHz	Pass	6.06	9.40	6.02	11.04	16.94
5775MHz	Pass	7.21	12.25	7.61	13.53	28.79

DG = Directional Gain; **RBW** = 500kHz for 5.725-5.85GHz band / 1MHz for other band;
PD = trace bin-by-bin of each transmits port summing can be performed maximum power density; **Port X** = Port X power density;

802.11a_(6Mbps)_2TX PSD

5180MHz

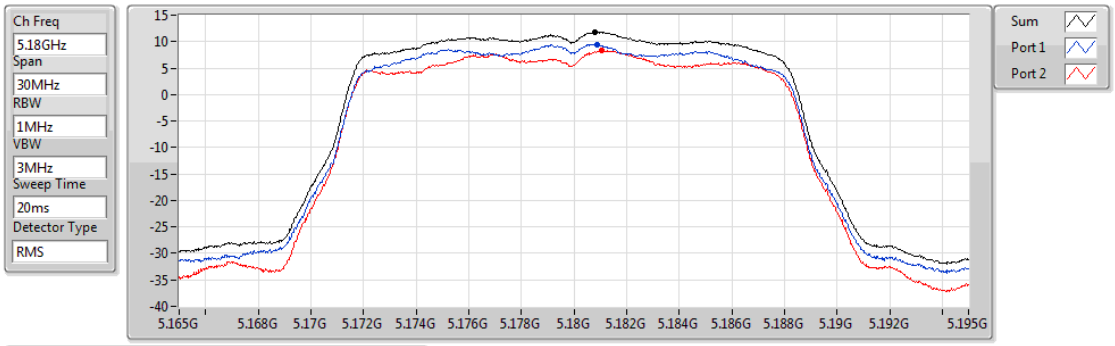

Sum	PD	Port 1	Port 2
(dBm/RBW)	(dBm/RBW)	(dBm/RBW)	(dBm/RBW)
11.88	11.88	9.52	8.40

802.11a_(6Mbps)_2TX PSD

5200MHz

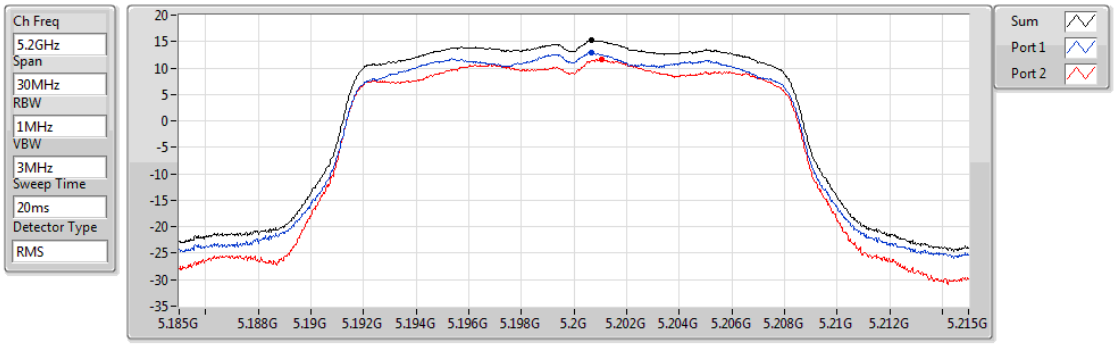

Sum	PD	Port 1	Port 2
(dBm/RBW)	(dBm/RBW)	(dBm/RBW)	(dBm/RBW)
15.17	15.17	12.83	11.57

802.11a_(6Mbps)_2TX PSD

5240MHz

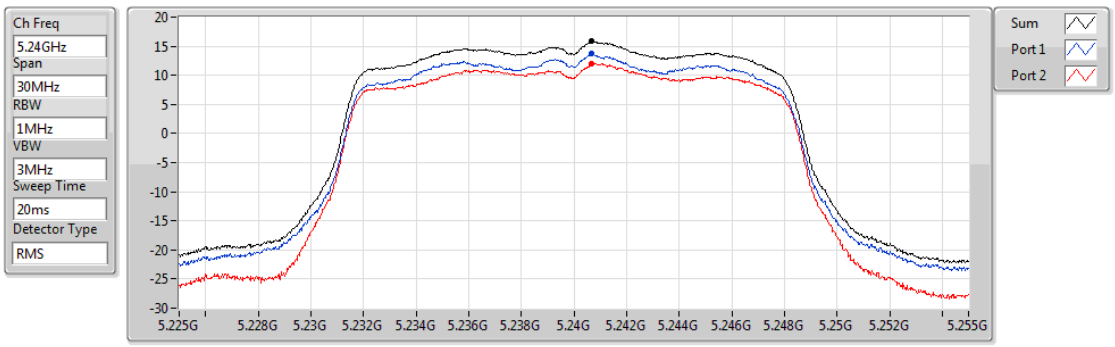

Sum	PD	Port 1	Port 2
(dBm/RBW)	(dBm/RBW)	(dBm/RBW)	(dBm/RBW)
15.95	15.95	13.70	12.00

802.11a_(6Mbps)_2TX PSD

5745MHz

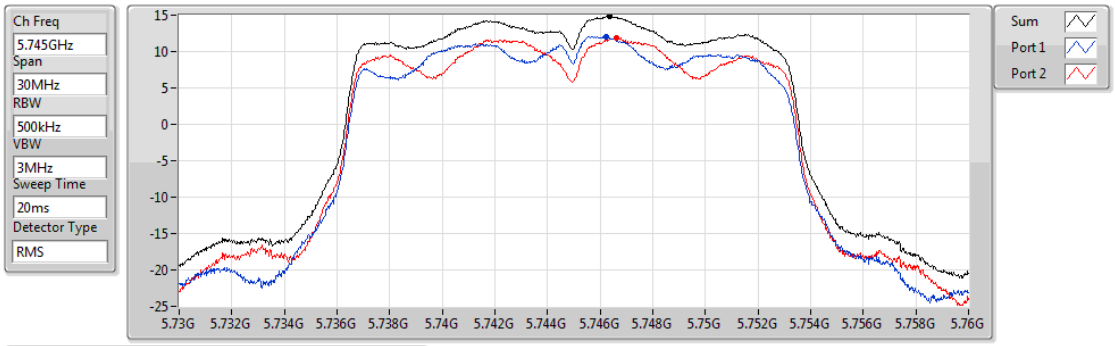

Sum	PD	Port 1	Port 2
(dBm/RBW)	(dBm/RBW)	(dBm/RBW)	(dBm/RBW)
14.84	14.84	12.10	11.88

802.11a_(6Mbps)_2TX PSD

5785MHz

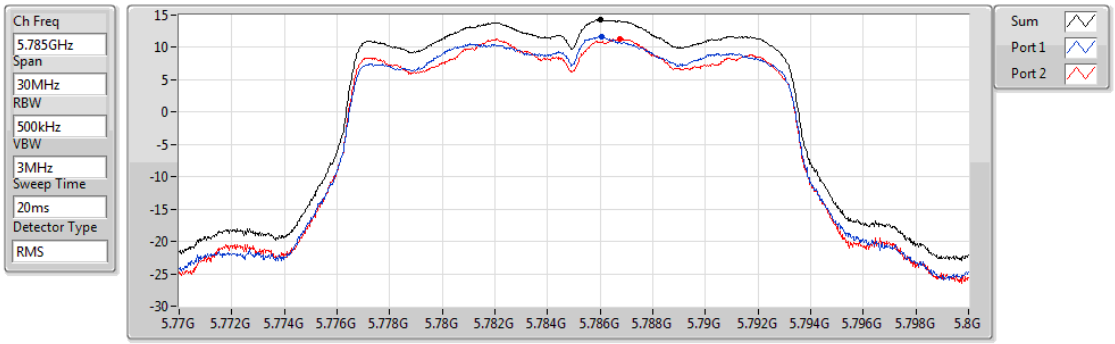

Sum	PD	Port 1	Port 2
(dBm/RBW)	(dBm/RBW)	(dBm/RBW)	(dBm/RBW)
14.29	14.29	11.68	11.33

802.11a_(6Mbps)_2TX PSD

5825MHz

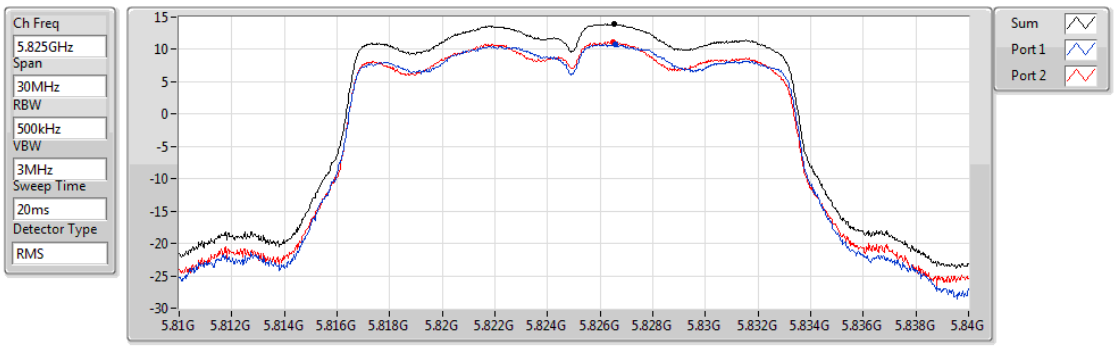

Sum	PD	Port 1	Port 2
(dBm/RBW)	(dBm/RBW)	(dBm/RBW)	(dBm/RBW)
13.95	13.95	10.84	11.14

802.11ac VHT20_Nss1,(MCS0)_2TX PSD

5180MHz

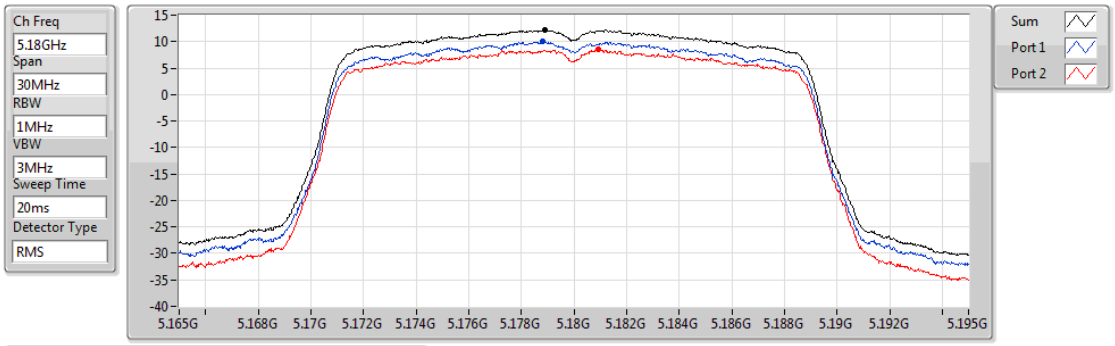

Sum	PD	Port 1	Port 2
(dBm/RBW)	(dBm/RBW)	(dBm/RBW)	(dBm/RBW)
12.28	12.28	9.96	8.60

802.11ac VHT20_Nss1,(MCS0)_2TX PSD

5200MHz

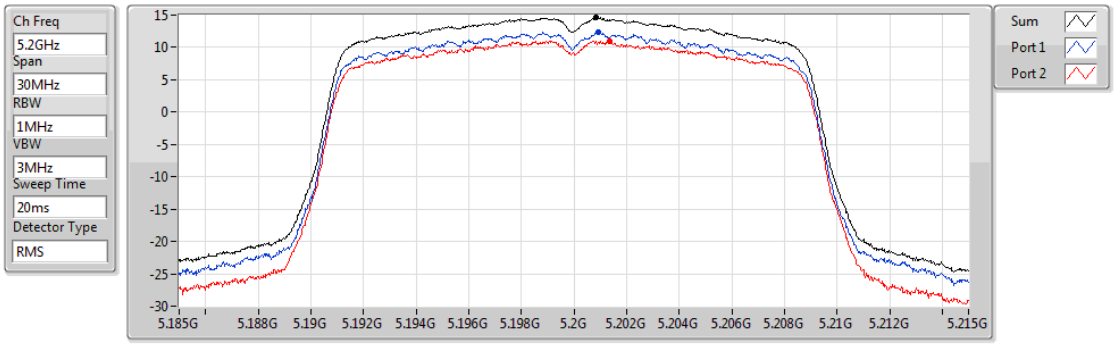

Sum	PD	Port 1	Port 2
(dBm/RBW)	(dBm/RBW)	(dBm/RBW)	(dBm/RBW)
14.62	14.62	12.35	11.01

802.11ac VHT20_Nss1,(MCS0)_2TX PSD

5240MHz

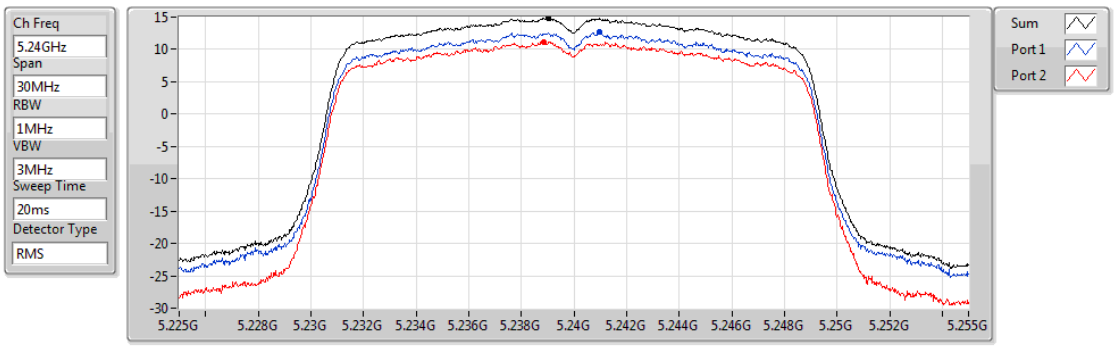

Sum	PD	Port 1	Port 2
(dBm/RBW)	(dBm/RBW)	(dBm/RBW)	(dBm/RBW)
14.90	14.90	12.66	11.20

802.11ac VHT20_Nss1,(MCS0)_2TX PSD

5745MHz

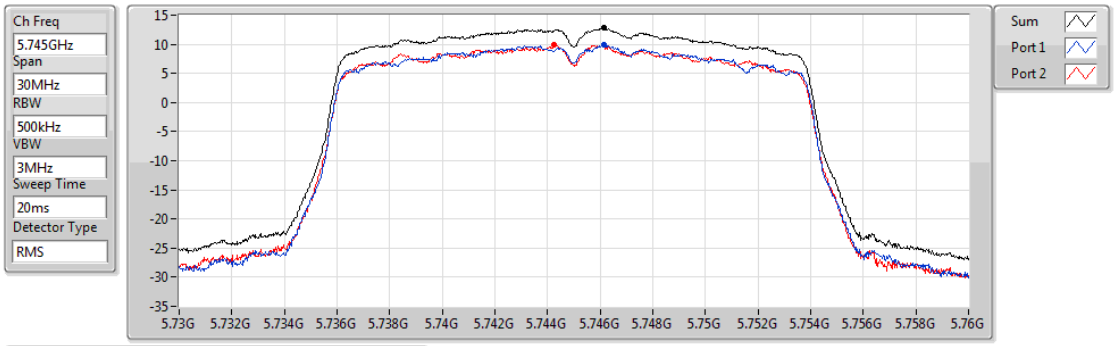

Sum	PD	Port 1	Port 2
(dBm/RBW)	(dBm/RBW)	(dBm/RBW)	(dBm/RBW)
12.82	12.82	9.99	9.83

802.11ac VHT20_Nss1,(MCS0)_2TX PSD

5785MHz

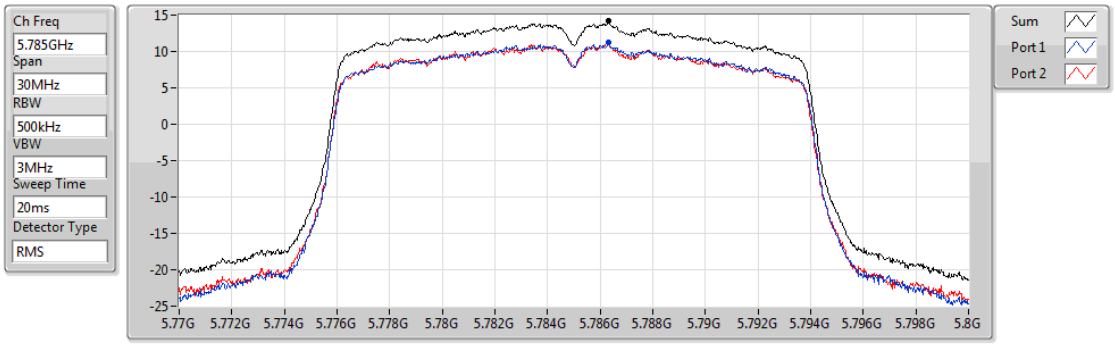

Sum	PD	Port 1	Port 2
(dBm/RBW)	(dBm/RBW)	(dBm/RBW)	(dBm/RBW)
14.29	14.29	11.26	11.29

802.11ac VHT20_Nss1,(MCS0)_2TX PSD

5825MHz

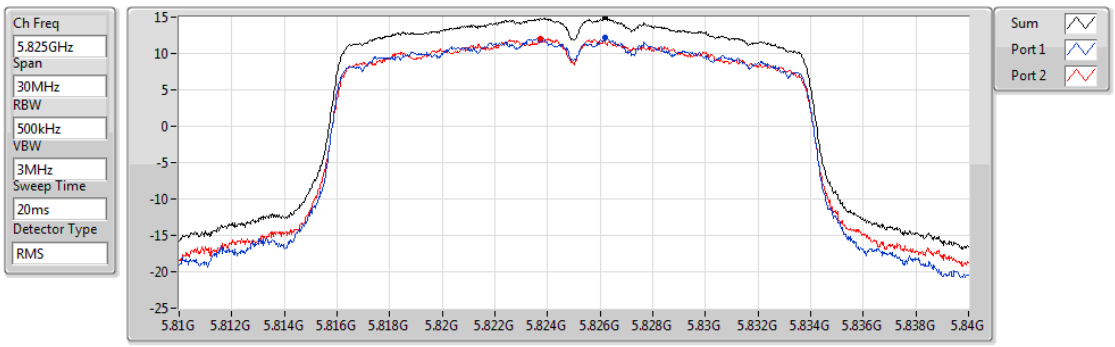

Sum	PD	Port 1	Port 2
(dBm/RBW)	(dBm/RBW)	(dBm/RBW)	(dBm/RBW)
14.99	14.99	12.25	12.04

802.11ac VHT40_Nss1,(MCS0)_2TX PSD

5190MHz

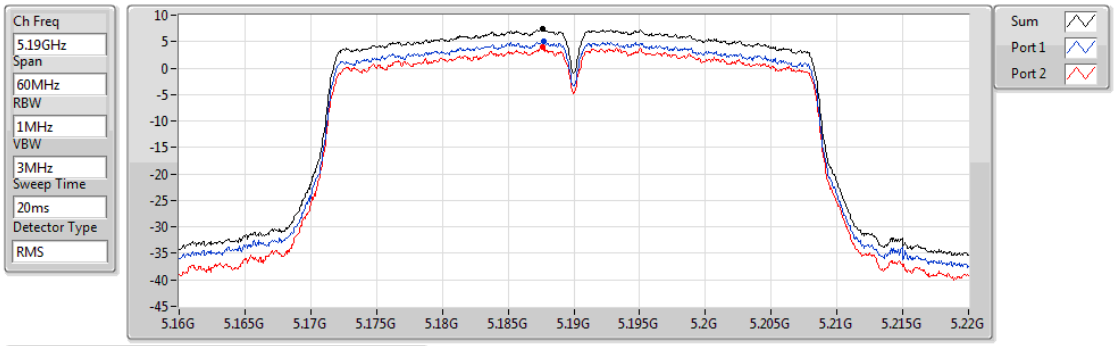

Sum	PD	Port 1	Port 2
(dBm/RBW)	(dBm/RBW)	(dBm/RBW)	(dBm/RBW)
7.46	7.46	5.12	4.02

802.11ac VHT40_Nss1,(MCS0)_2TX PSD

5230MHz

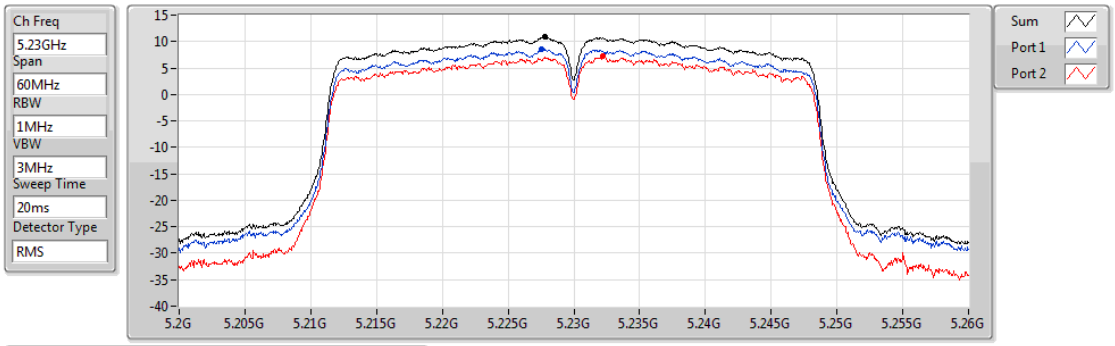

Sum	PD	Port 1	Port 2
(dBm/RBW)	(dBm/RBW)	(dBm/RBW)	(dBm/RBW)
10.85	10.85	8.66	7.24

802.11ac VHT40_Nss1,(MCS0)_2TX PSD

5755MHz

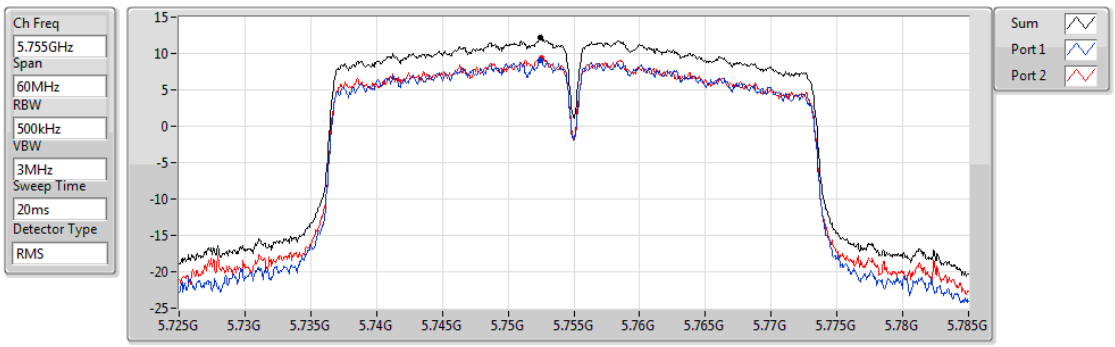

Sum	PD	Port 1	Port 2
(dBm/RBW)	(dBm/RBW)	(dBm/RBW)	(dBm/RBW)
12.22	12.22	9.10	9.41

802.11ac VHT40_Nss1,(MCS0)_2TX PSD

5795MHz

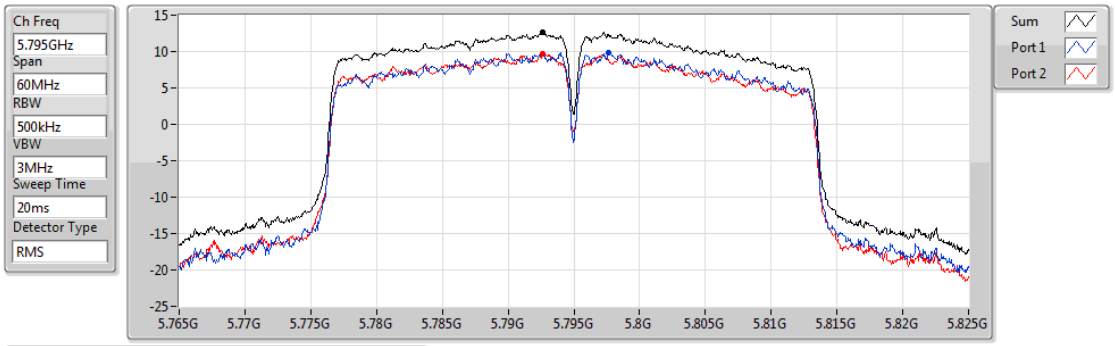

Sum	PD	Port 1	Port 2
(dBm/RBW)	(dBm/RBW)	(dBm/RBW)	(dBm/RBW)
12.72	12.72	9.81	9.64

802.11ac VHT80_Nss1,(MCS0)_2TX PSD

5210MHz

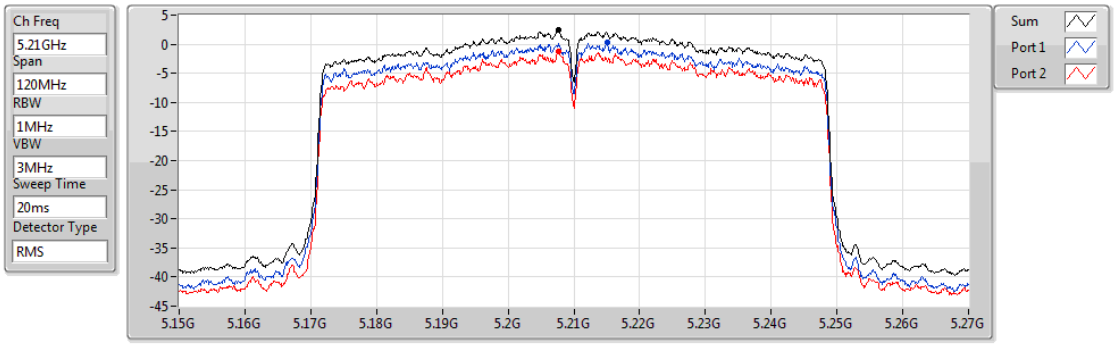

Sum	PD	Port 1	Port 2
(dBm/RBW)	(dBm/RBW)	(dBm/RBW)	(dBm/RBW)
2.52	2.52	0.25	-1.20

802.11ac VHT80_Nss1,(MCS0)_2TX PSD

5775MHz

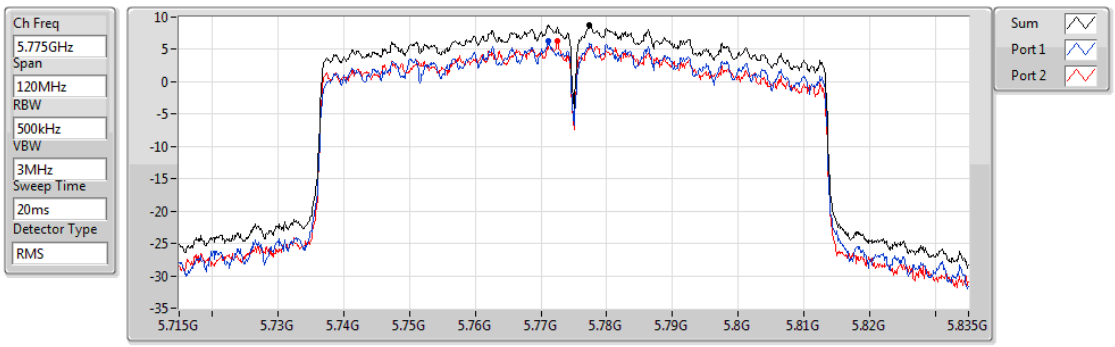

Sum	PD	Port 1	Port 2
(dBm/RBW)	(dBm/RBW)	(dBm/RBW)	(dBm/RBW)
8.85	8.85	6.25	6.26

802.11ac VHT20-BF_Nss1,(MCS0)_2TX PSD

5180MHz

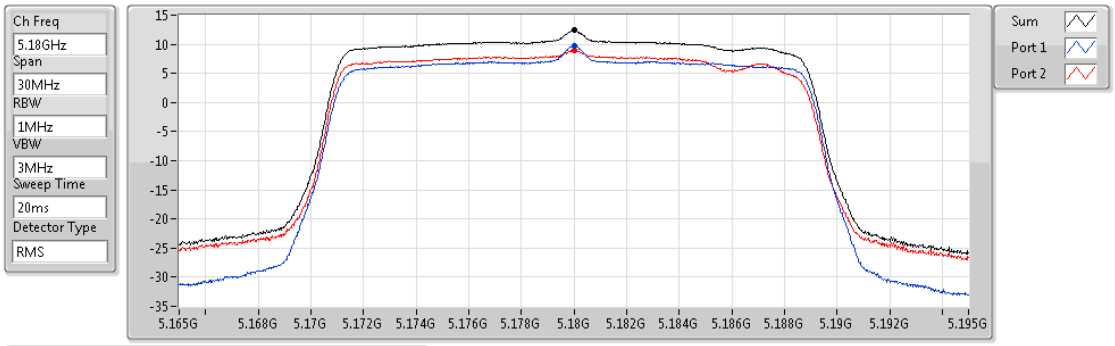

Sum	PD	Port 1	Port 2
(dBm/RBW)	(dBm/RBW)	(dBm/RBW)	(dBm/RBW)
12.41	12.41	9.80	9.03

802.11ac VHT20-BF_Nss1,(MCS0)_2TX PSD

5200MHz

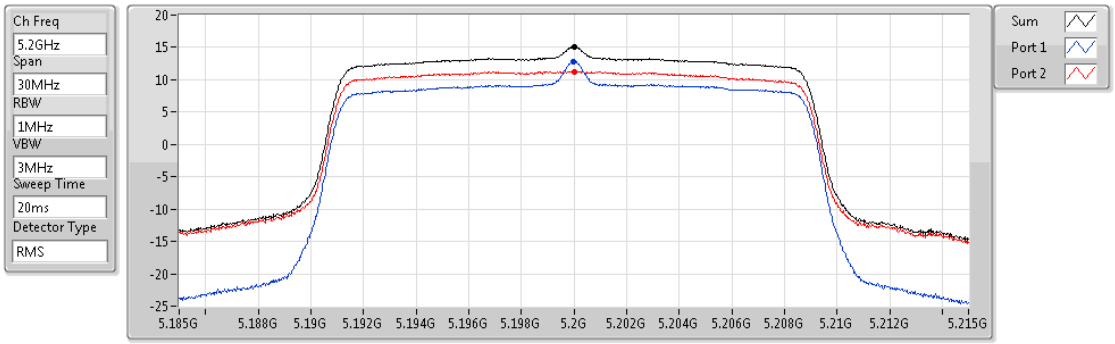

Sum	PD	Port 1	Port 2
(dBm/RBW)	(dBm/RBW)	(dBm/RBW)	(dBm/RBW)
15.07	15.07	12.79	11.25

802.11ac VHT20-BF_Nss1,(MCS0)_2TX PSD

5240MHz

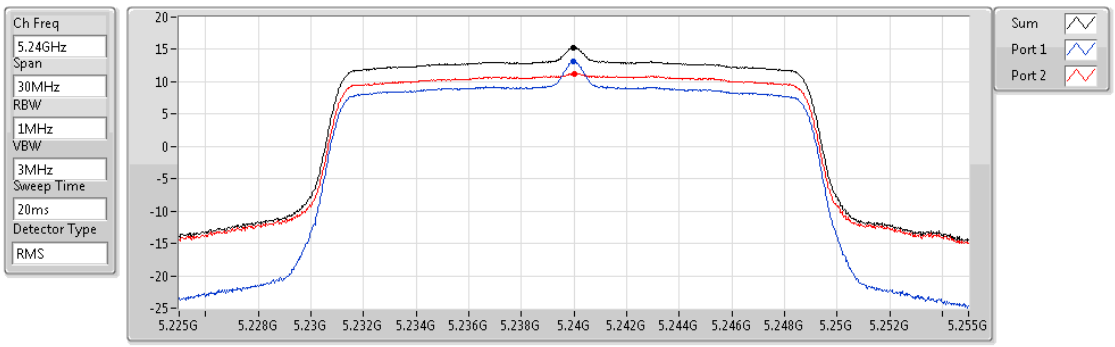

Sum	PD	Port 1	Port 2
(dBm/RBW)	(dBm/RBW)	(dBm/RBW)	(dBm/RBW)
15.28	15.28	13.14	11.25

802.11ac VHT20-BF_Nss1,(MCS0)_2TX PSD

5745MHz

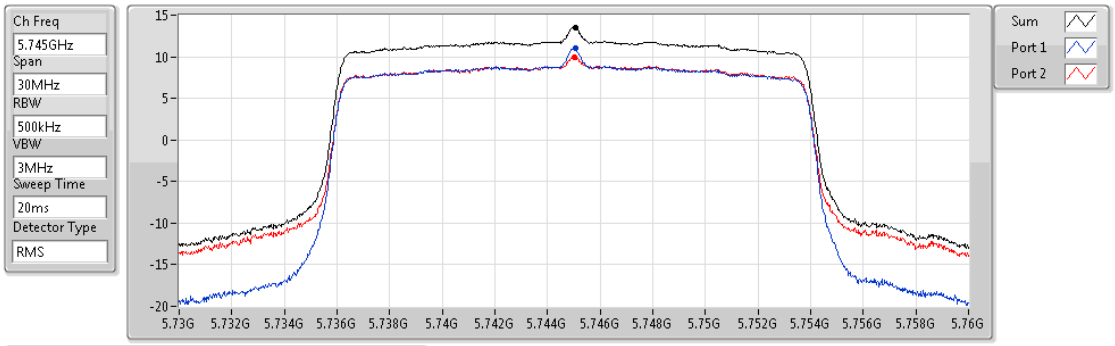

Sum	PD	Port 1	Port 2
(dBm/RBW)	(dBm/RBW)	(dBm/RBW)	(dBm/RBW)
13.56	13.56	11.10	10.01

802.11ac VHT20-BF_Nss1,(MCS0)_2TX PSD

5785MHz

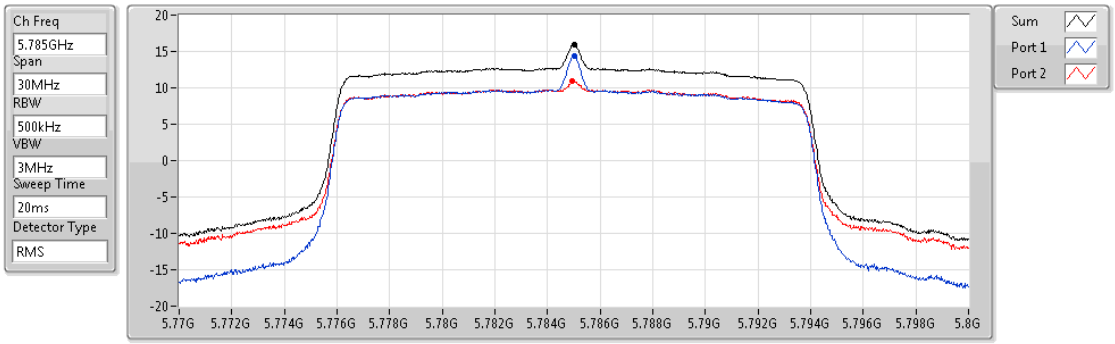

Sum	PD	Port 1	Port 2
(dBm/RBW)	(dBm/RBW)	(dBm/RBW)	(dBm/RBW)
15.93	15.93	14.34	10.91

802.11ac VHT20-BF_Nss1,(MCS0)_2TX PSD

5825MHz

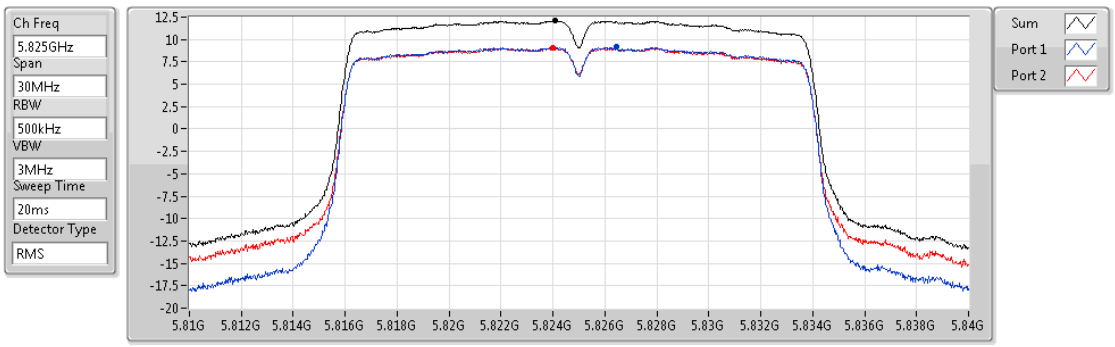

Sum	PD	Port 1	Port 2
(dBm/RBW)	(dBm/RBW)	(dBm/RBW)	(dBm/RBW)
12.06	12.06	9.15	9.10

802.11ac VHT40-BF_Nss1,(MCS0)_2TX PSD

5190MHz

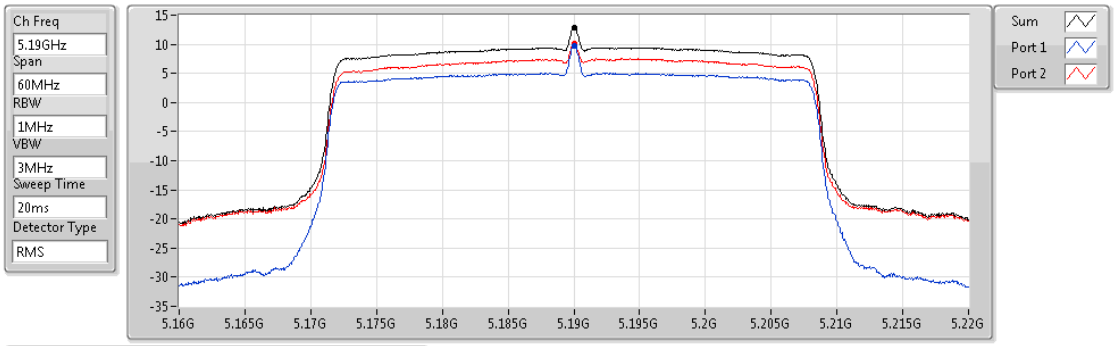

Sum	PD	Port 1	Port 2
(dBm/RBW)	(dBm/RBW)	(dBm/RBW)	(dBm/RBW)
12.92	12.92	9.76	10.12

802.11ac VHT40-BF_Nss1,(MCS0)_2TX PSD

5230MHz

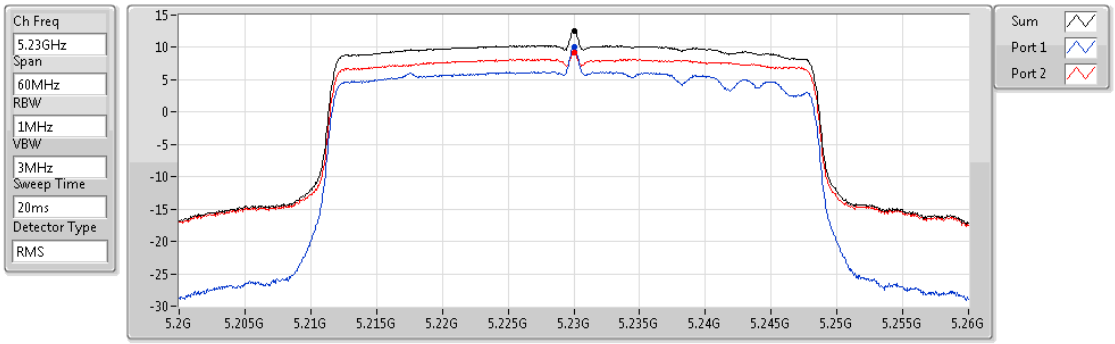

Sum	PD	Port 1	Port 2
(dBm/RBW)	(dBm/RBW)	(dBm/RBW)	(dBm/RBW)
12.60	12.60	10.01	9.15

802.11ac VHT40-BF_Nss1,(MCS0)_2TX PSD

5755MHz

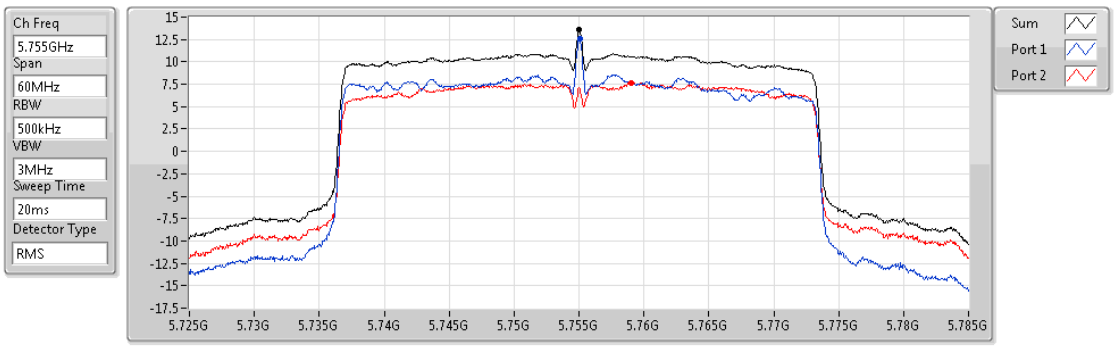

Sum	PD	Port 1	Port 2
(dBm/RBW)	(dBm/RBW)	(dBm/RBW)	(dBm/RBW)
13.65	13.65	12.58	7.66

802.11ac VHT40-BF_Nss1,(MCS0)_2TX PSD

5795MHz

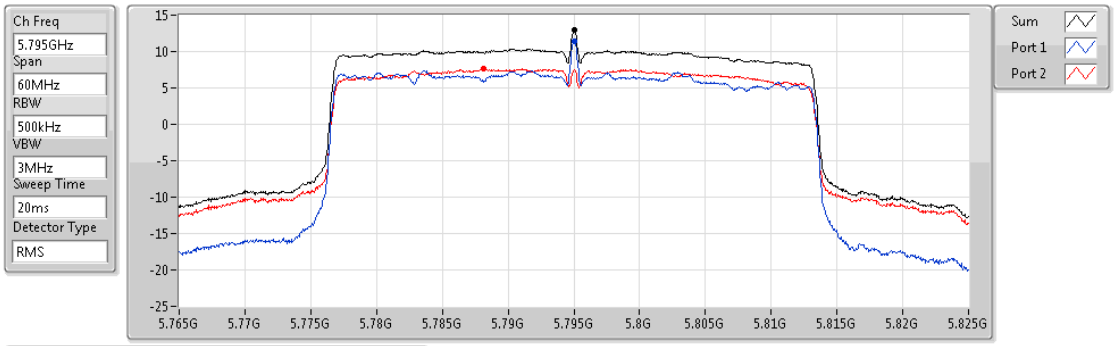

Sum	PD	Port 1	Port 2
(dBm/RBW)	(dBm/RBW)	(dBm/RBW)	(dBm/RBW)
12.94	12.94	11.44	7.61

802.11ac VHT80-BF_Nss1,(MCS0)_2TX PSD

5210MHz

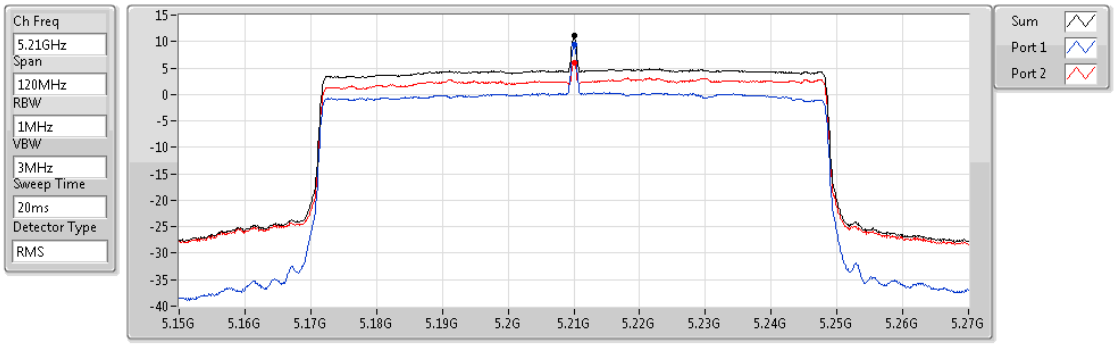

Sum	PD	Port 1	Port 2
(dBm/RBW)	(dBm/RBW)	(dBm/RBW)	(dBm/RBW)
11.04	11.04	9.40	6.02

802.11ac VHT80-BF_Nss1,(MCS0)_2TX PSD

5775MHz

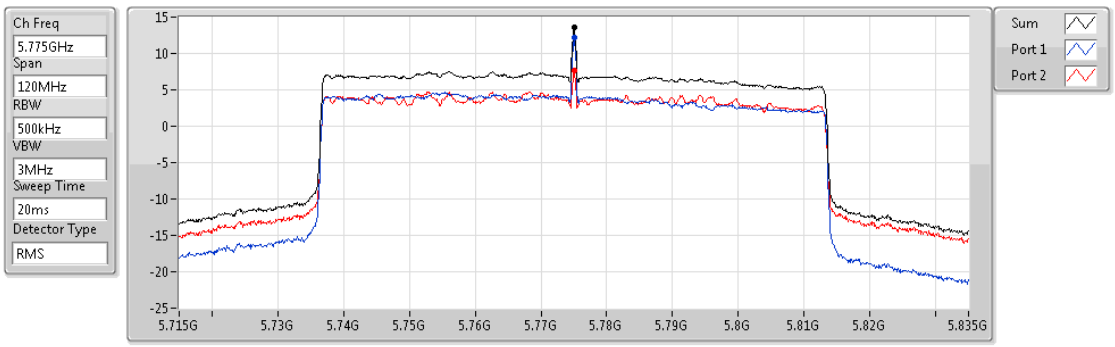

Sum	PD	Port 1	Port 2
(dBm/RBW)	(dBm/RBW)	(dBm/RBW)	(dBm/RBW)
13.53	13.53	12.25	7.61

RSE below 1GHz Result			
Operating Mode	2	**Polarization**	Horizontal
Operating Function	Normal Link		

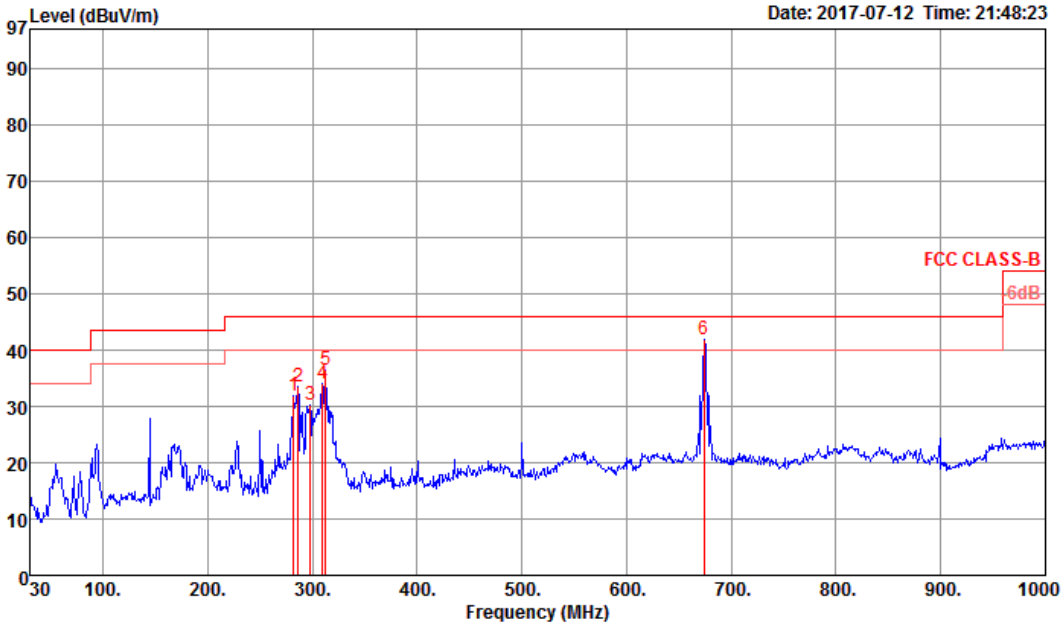

	Freq	Level	Limit Line	Over Limit	Read Level	Cable Loss	Antenna Factor	Preamp Factor	A/Pos	T/Pos	Remark	Pol/Phase
	MHz	dBuV/m	dBuV/m	dB	dBuV	dB	dB/m	dB	cm	deg		
1	282.20	31.82	46.00	-14.18	49.19	1.44	19.34	31.95	100	0	Peak	HORIZONTAL
2	286.08	33.64	46.00	-12.36	51.30	1.46	19.42	31.94	100	0	Peak	HORIZONTAL
3	297.72	30.22	46.00	-15.78	48.04	1.50	19.64	31.96	100	0	Peak	HORIZONTAL
4	309.36	33.99	46.00	-12.01	51.47	1.54	19.95	31.97	100	0	Peak	HORIZONTAL
5	312.27	36.54	46.00	-9.46	53.91	1.55	20.05	31.97	100	0	Peak	HORIZONTAL
6	674.08	41.91	46.00	-4.09	52.16	2.48	25.46	32.39	100	0	Peak	HORIZONTAL

Note 1: “>20dB” means emission levels that exceed the level of 20 dB below the applicable limit.
Note 2: “N/F” means Nothing Found emissions (No emissions were detected.)

RSE below 1GHz Result			
Operating Mode	2	**Polarization**	Vertical
Operating Function	Normal Link		

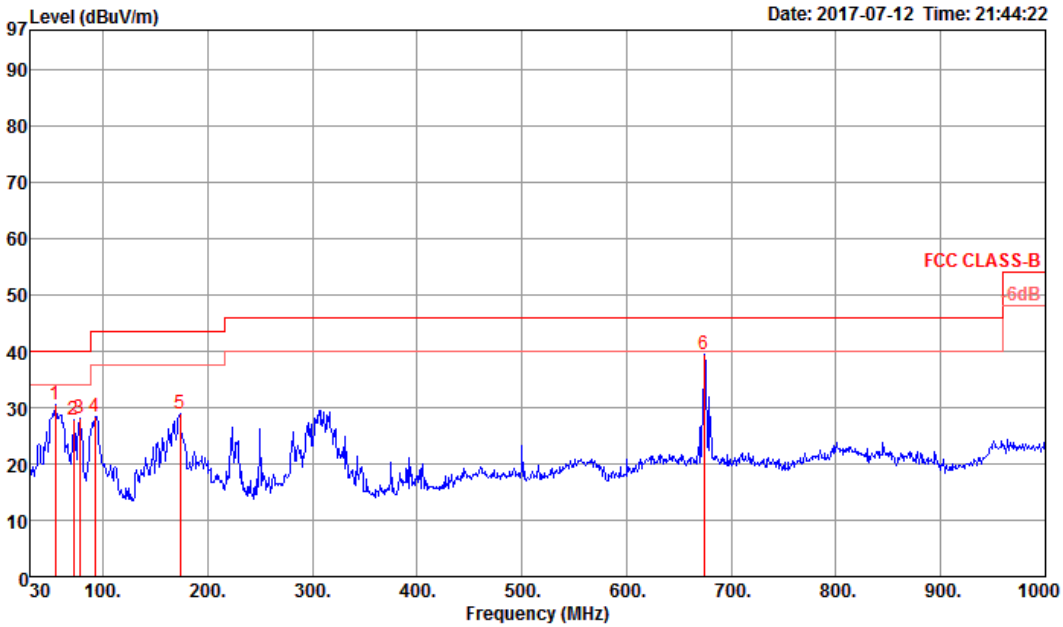

	Freq	Level	Limit Line	Over Limit	Read Level	Cable Loss	Antenna Factor	Preamp Factor	A/Pos	T/Pos	Remark	Pol/Phase
	MHz	dBuV/m	dBuV/m	dB	dBuV	dB	dB/m	dB	cm	deg		
1	54.25	30.45	40.00	-9.55	54.87	0.41	13.78	31.71	300	0	Peak	VERTICAL
2	71.71	27.82	40.00	-12.18	53.42	0.51	12.57	31.78	300	0	Peak	VERTICAL
3	77.53	28.15	40.00	-11.85	53.03	0.58	13.09	31.80	300	0	Peak	VERTICAL
4	92.08	28.25	43.50	-15.25	50.77	0.64	15.64	31.80	300	0	Peak	VERTICAL
5	173.56	28.83	43.50	-14.67	50.07	1.05	15.91	31.84	300	0	Peak	VERTICAL
6	674.08	39.33	46.00	-6.67	49.58	2.48	25.46	32.39	300	0	Peak	VERTICAL

Note 1: “>20dB” means emission levels that exceed the level of 20 dB below the applicable limit.
Note 2: “N/F” means Nothing Found emissions (No emissions were detected.)

Summary

Mode	Result	Type	Freq (Hz)	Level (dBuV/m)	Limit (dBuV/m)	Margin (dB)	Factor (dB)	Dist (m)	Pol. (H/V)	Azimuth (°)	Height (m)	Comments
802.11ac VHT20-BF_Nss1,(MCS0)_2TX	-	-	-	-	-	-	-	-	-	-	-	-
5.15-5.25GHz	Pass	AV	5.149995G	53.99	54.00	-0.01	5.31	3	H	92	1.07	-

802.11a_(6Mbps)_2TX

5180MHz_TX

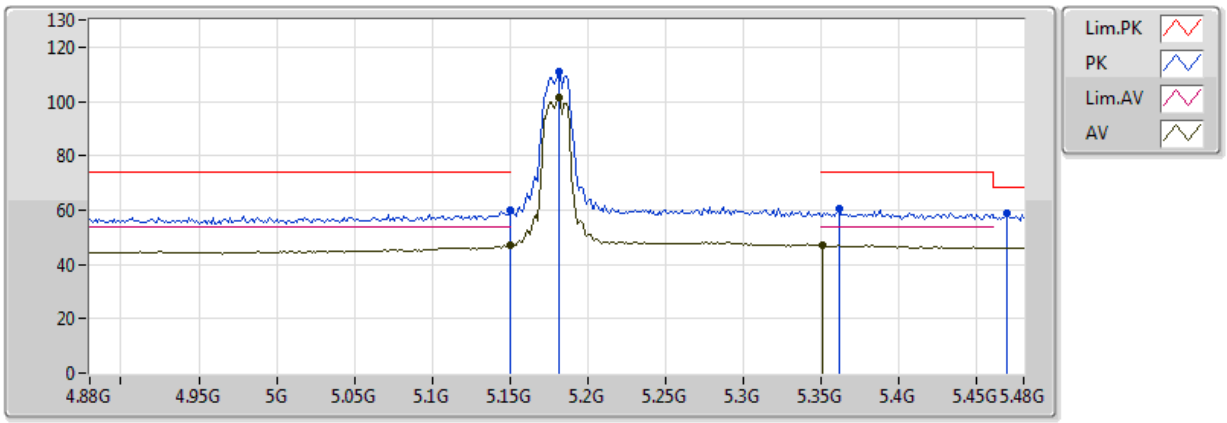

20170708
EUT Z_2TX
Setting 0E
01-M-01-10
FSP(100304)

Type	Freq(Hz)	Level(dBuV/m)	Limit(dBuV/m)	Margin(dB)	Factor(dB)	Dist(m)	Pol.(H/V)	Azimuth(°)	Height(m)	Comments
AV	5.149995G	47.18	54.00	-6.82	4.27	3	V	203	1.38	-
AV	5.1812G	101.44	Inf	-Inf	4.34	3	V	203	1.38	-
AV	5.3504G	47.00	54.00	-7.00	4.68	3	V	203	1.38	-
PK	5.149995G	60.17	74.00	-13.83	4.27	3	V	203	1.38	-
PK	5.1812G	110.94	Inf	-Inf	4.34	3	V	203	1.38	-
PK	5.4692G	58.73	68.20	-9.47	4.95	3	V	203	1.38	-
PK	5.3612G	60.43	74.00	-13.57	4.70	3	V	203	1.38	-

802.11a_(6Mbps)_2TX

5180MHz_TX

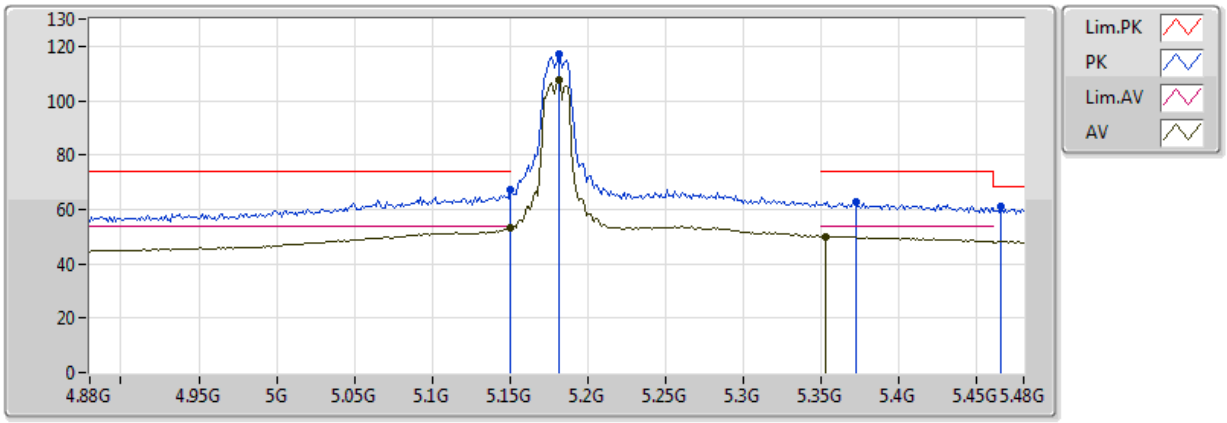

20170708
EUT Z_2TX
Setting 0E
01-M-01-10
FSP(100304)

Type	Freq(Hz)	Level(dBuV/m)	Limit(dBuV/m)	Margin(dB)	Factor(dB)	Dist(m)	Pol.(H/V)	Azimuth(°)	Height(m)	Comments
AV	5.149995G	53.46	54.00	-0.54	4.27	3	H	12	1.09	-
AV	5.1812G	107.73	Inf	-Inf	4.34	3	H	12	1.09	-
AV	5.3528G	50.06	54.00	-3.94	4.69	3	H	12	1.09	-
PK	5.149995G	67.43	74.00	-6.57	4.27	3	H	12	1.09	-
PK	5.1812G	116.86	Inf	-Inf	4.34	3	H	12	1.09	-
PK	5.4656G	60.90	68.20	-7.30	4.94	3	H	12	1.09	-
PK	5.372G	62.96	74.00	-11.04	4.72	3	H	12	1.09	-

802.11a_(6Mbps)_2TX

5180MHz_TX

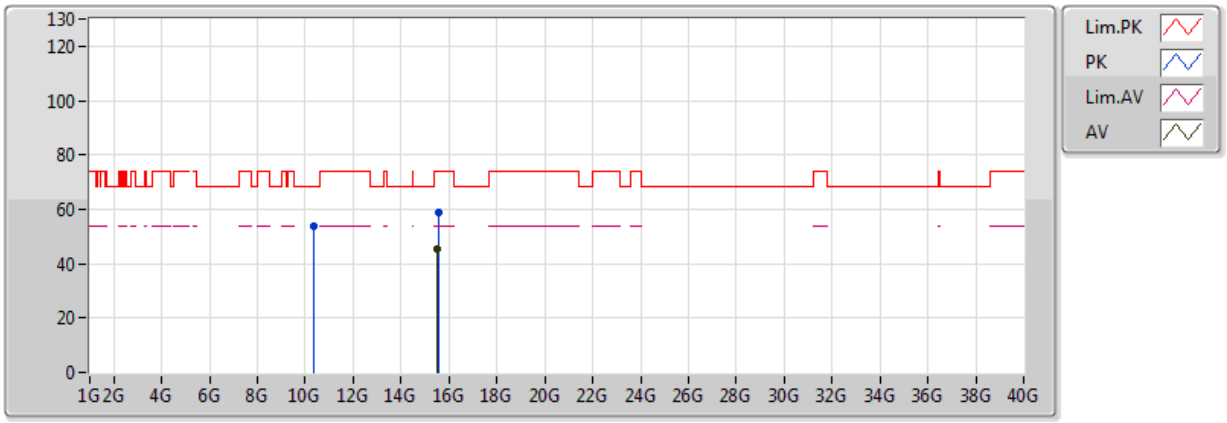

20170708
EUT Z_2TX
Setting 0E
01-M-01
FSP(100304)

Type	Freq(Hz)	Level(dBuV/m)	Limit(dBuV/m)	Margin(dB)	Factor(dB)	Dist(m)	Pol.(H/V)	Azimuth(°)	Height(m)	Comments
AV	15.53332G	45.61	54.00	-8.39	13.81	3	V	147	2.68	-
PK	10.3548G	54.07	68.20	-14.13	11.07	3	V	359	1.40	-
PK	15.54628G	59.04	74.00	-14.96	13.79	3	V	147	2.68	-

802.11a_(6Mbps)_2TX

5180MHz_TX

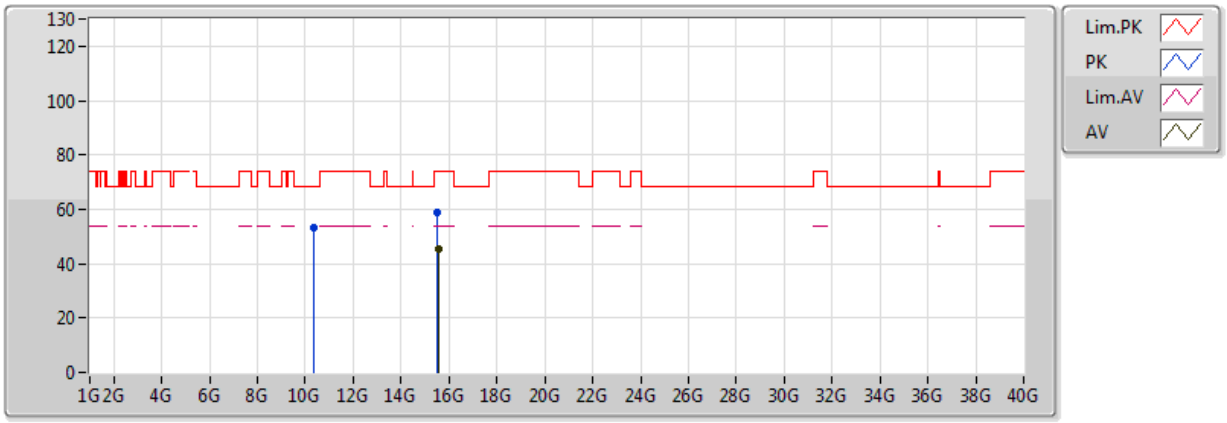

20170708
EUT Z_2TX
Setting 0E
01-M-01
FSP(100304)

Type	Freq(Hz)	Level(dBuV/m)	Limit(dBuV/m)	Margin(dB)	Factor(dB)	Dist(m)	Pol.(H/V)	Azimuth(°)	Height(m)	Comments
AV	15.54756G	45.58	54.00	-8.42	13.79	3	H	119	1.50	-
PK	10.37568G	53.30	68.20	-14.90	11.09	3	H	49	1.98	-
PK	15.53548G	59.07	74.00	-14.93	13.81	3	H	119	1.50	-

802.11a_(6Mbps)_2TX

5200MHz_TX

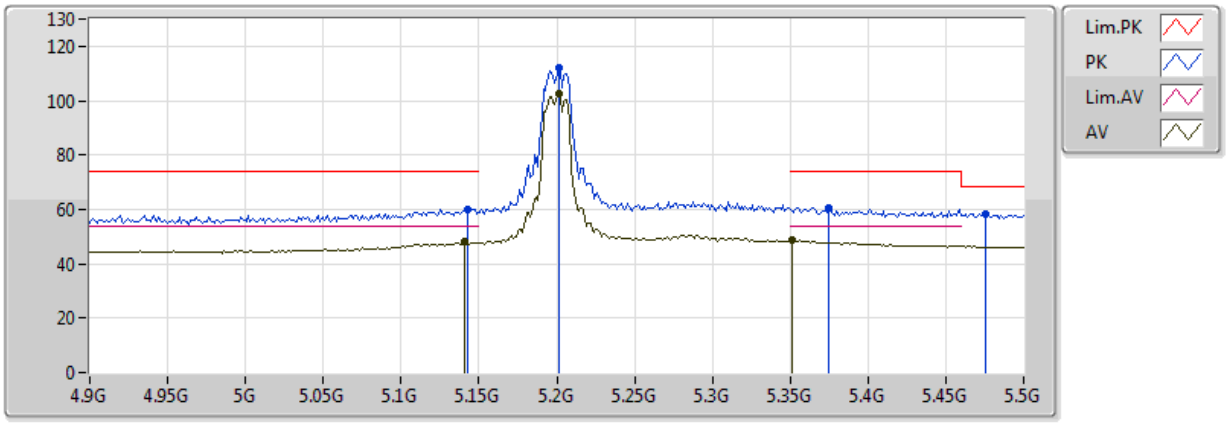

20170708
EUT Z_2TX
Setting 13
01-M-01-10
FSP(100304)

Type	Freq(Hz)	Level(dBuV/m)	Limit(dBuV/m)	Margin(dB)	Factor(dB)	Dist(m)	Pol.(H/V)	Azimuth(°)	Height(m)	Comments
AV	5.1412G	47.98	54.00	-6.02	4.25	3	V	203	1.39	-
AV	5.2012G	102.61	Inf	-Inf	4.38	3	V	203	1.39	-
AV	5.3512G	48.56	54.00	-5.44	4.68	3	V	203	1.39	-
PK	5.1424G	60.15	74.00	-13.85	4.25	3	V	203	1.39	-
PK	5.2012G	111.94	Inf	-Inf	4.38	3	V	203	1.39	-
PK	5.476G	58.26	68.20	-9.94	4.97	3	V	203	1.39	-
PK	5.3752G	60.78	74.00	-13.22	4.73	3	V	203	1.39	-

802.11a_(6Mbps)_2TX

5200MHz_TX

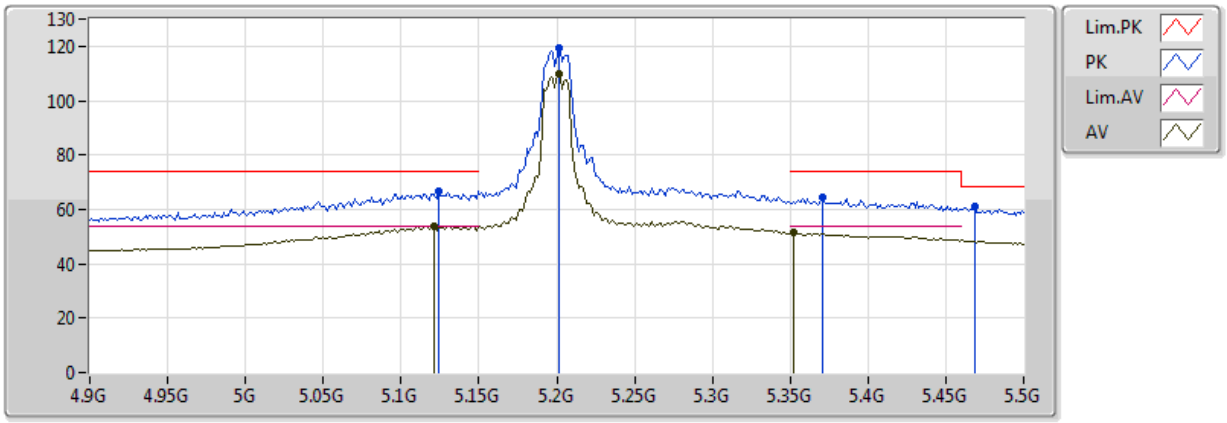

20170708
EUT Z_2TX
Setting 13
01-M-01-10
FSP(100304)

Type	Freq(Hz)	Level(dBuV/m)	Limit(dBuV/m)	Margin(dB)	Factor(dB)	Dist(m)	Pol.(H/V)	Azimuth(°)	Height(m)	Comments
AV	5.1208G	53.80	54.00	-0.20	4.21	3	H	14	1.05	-
AV	5.2012G	110.03	Inf	-Inf	4.38	3	H	14	1.05	-
AV	5.3524G	51.44	54.00	-2.56	4.68	3	H	14	1.05	-
PK	5.1244G	66.70	74.00	-7.30	4.21	3	H	14	1.05	-
PK	5.2012G	119.31	Inf	-Inf	4.38	3	H	14	1.05	-
PK	5.4688G	60.81	68.20	-7.39	4.95	3	H	14	1.05	-
PK	5.3704G	64.28	74.00	-9.72	4.72	3	H	14	1.05	-

802.11a_(6Mbps)_2TX

5200MHz_TX

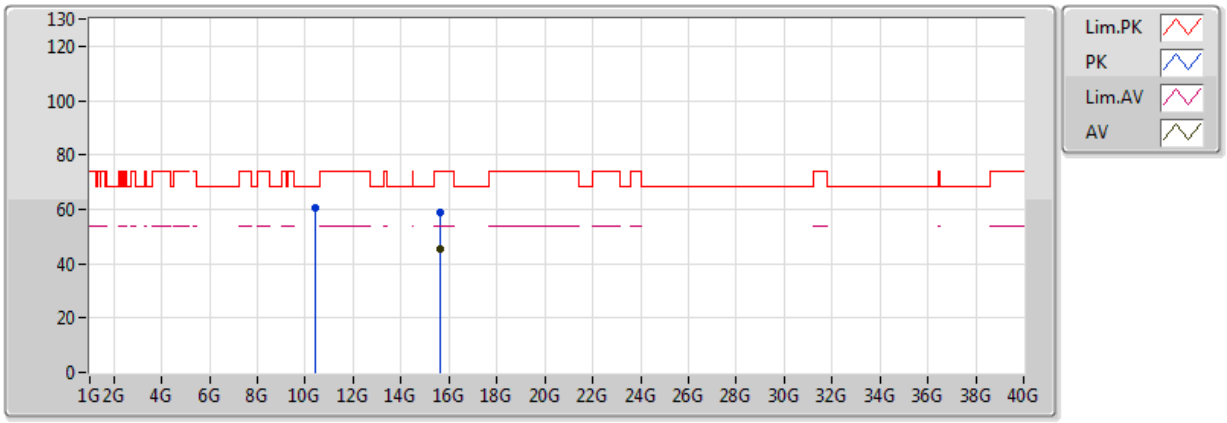

20170708
EUT Z_2TX
Setting 13
01-M-01
FSP(100304)

Type	Freq(Hz)	Level(dBuV/m)	Limit(dBuV/m)	Margin(dB)	Factor(dB)	Dist(m)	Pol.(H/V)	Azimuth(°)	Height(m)	Comments
AV	15.60144G	45.44	54.00	-8.56	13.72	3	V	319	2.03	-
PK	10.40568G	60.35	68.20	-7.85	11.13	3	V	3	1.06	-
PK	15.60208G	58.71	74.00	-15.29	13.72	3	V	319	2.03	-

802.11a_(6Mbps)_2TX

5200MHz_TX

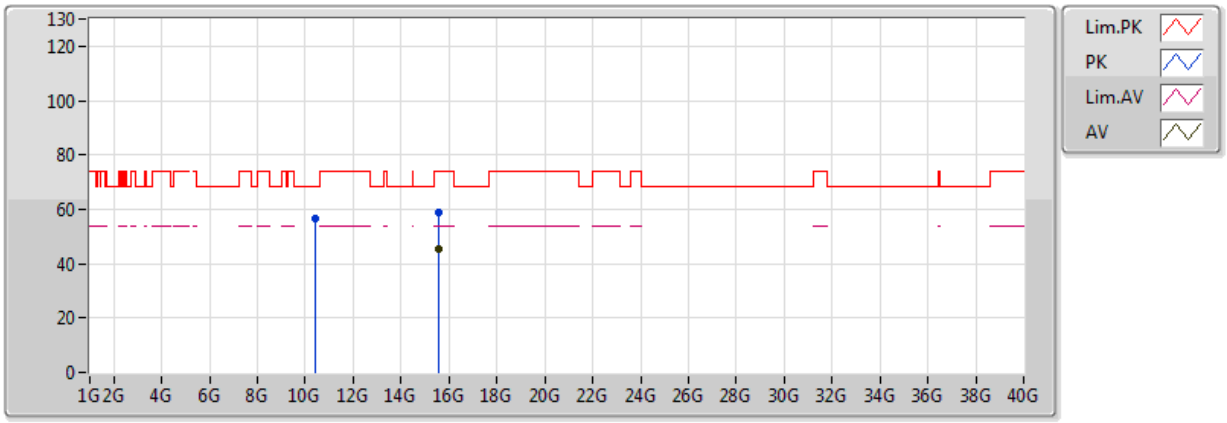

20170708
EUT Z_2TX
Setting 13
01-M-01
FSP(100304)

Type	Freq(Hz)	Level(dBuV/m)	Limit(dBuV/m)	Margin(dB)	Factor(dB)	Dist(m)	Pol.(H/V)	Azimuth(°)	Height(m)	Comments
AV	15.59104G	45.39	54.00	-8.61	13.74	3	H	36	1.32	-
PK	10.4032G	56.47	68.20	-11.73	11.13	3	H	123	2.21	-
PK	15.58232G	58.88	74.00	-15.12	13.75	3	H	36	1.32	-

802.11a_(6Mbps)_2TX

5240MHz_TX

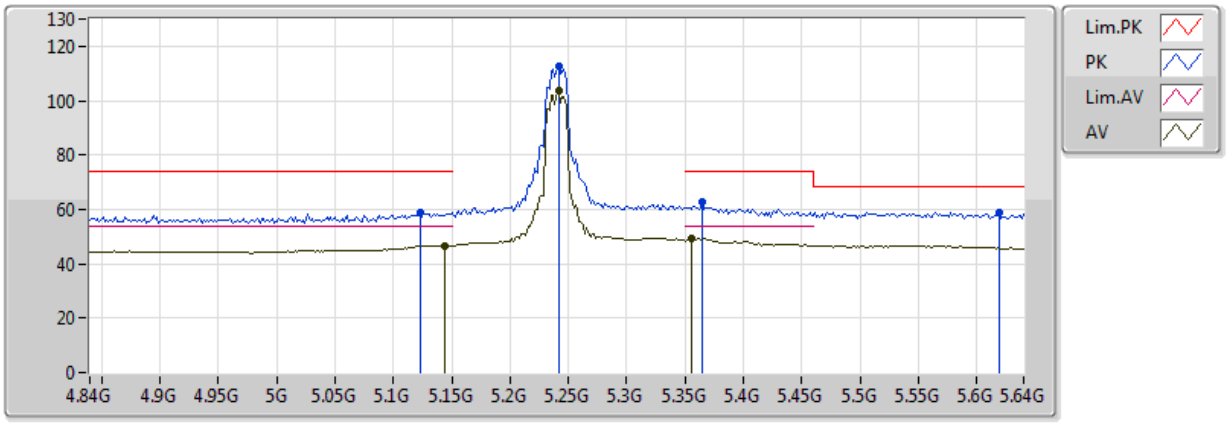

20170708
EUT Z_2TX
Setting 15
01-M-01-10
FSP(100304)

Type	Freq(Hz)	Level(dBuV/m)	Limit(dBuV/m)	Margin(dB)	Factor(dB)	Dist(m)	Pol.(H/V)	Azimuth(°)	Height(m)	Comments
AV	5.144G	46.77	54.00	-7.23	4.26	3	V	205	1.48	-
AV	5.2416G	103.76	Inf	-Inf	4.47	3	V	205	1.48	-
AV	5.3552G	49.45	54.00	-4.55	4.69	3	V	205	1.48	-
PK	5.1232G	59.10	74.00	-14.90	4.21	3	V	205	1.48	-
PK	5.2416G	112.84	Inf	-Inf	4.47	3	V	205	1.48	-
PK	5.6192G	58.96	68.20	-9.24	5.44	3	V	205	1.48	-
PK	5.3648G	62.84	74.00	-11.16	4.71	3	V	205	1.48	-

802.11a_(6Mbps)_2TX

5240MHz_TX

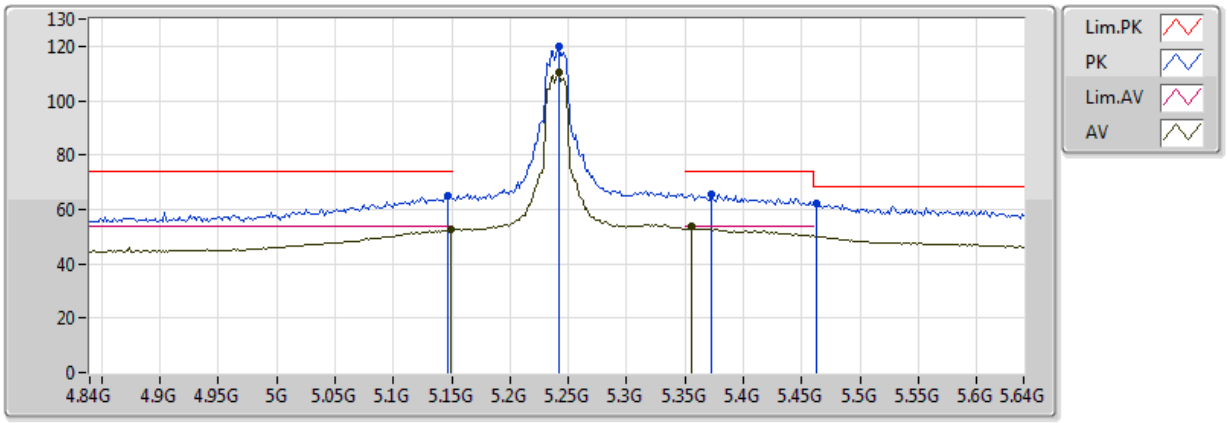

20170708
EUT Z_2TX
Setting 15
01-M-01-10
FSP(100304)

Type	Freq(Hz)	Level(dBuV/m)	Limit(dBuV/m)	Margin(dB)	Factor(dB)	Dist(m)	Pol.(H/V)	Azimuth(°)	Height(m)	Comments
AV	5.1488G	52.71	54.00	-1.29	4.27	3	H	9	1.05	-
AV	5.2416G	110.26	Inf	-Inf	4.47	3	H	9	1.05	-
AV	5.3552G	53.57	54.00	-0.43	4.69	3	H	9	1.05	-
PK	5.1472G	65.16	74.00	-8.84	4.26	3	H	9	1.05	-
PK	5.2416G	119.65	Inf	-Inf	4.47	3	H	9	1.05	-
PK	5.4624G	62.27	68.20	-5.93	4.93	3	H	9	1.05	-
PK	5.3728G	65.51	74.00	-8.49	4.72	3	H	9	1.05	-

802.11a_(6Mbps)_2TX

5240MHz_TX

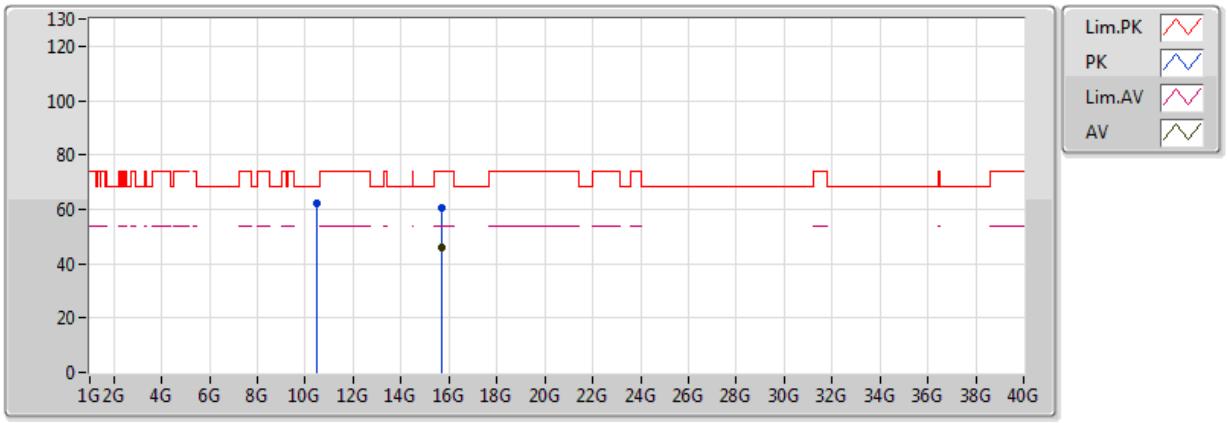

20170708
EUT Z_2TX
Setting 15
01-M-01
FSP(100304)

Type	Freq(Hz)	Level(dBuV/m)	Limit(dBuV/m)	Margin(dB)	Factor(dB)	Dist(m)	Pol.(H/V)	Azimuth(°)	Height(m)	Comments
AV	15.72216G	46.15	54.00	-7.85	13.57	3	V	348	1.25	-
PK	10.4796G	62.33	68.20	-5.87	11.21	3	V	314	1.03	-
PK	15.71712G	60.65	74.00	-13.35	13.58	3	V	348	1.25	-

802.11a_(6Mbps)_2TX

5240MHz_TX

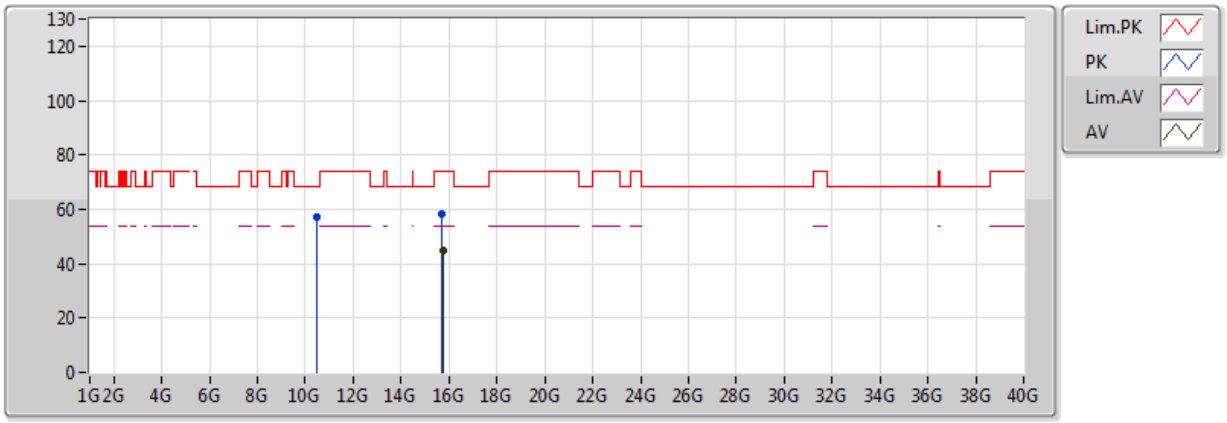

20170708
EUT Z_2TX
Setting 15
01-M-01
FSP(100304)

Type	Freq(Hz)	Level(dBuV/m)	Limit(dBuV/m)	Margin(dB)	Factor(dB)	Dist(m)	Pol.(H/V)	Azimuth(°)	Height(m)	Comments
AV	15.73776G	44.83	54.00	-9.17	13.56	3	H	205	1.59	-
PK	10.48G	56.90	68.20	-11.30	11.21	3	H	20	2.19	-
PK	15.71384G	58.42	74.00	-15.58	13.58	3	H	205	1.59	-

802.11a_(6Mbps)_2TX

5745MHz_TX

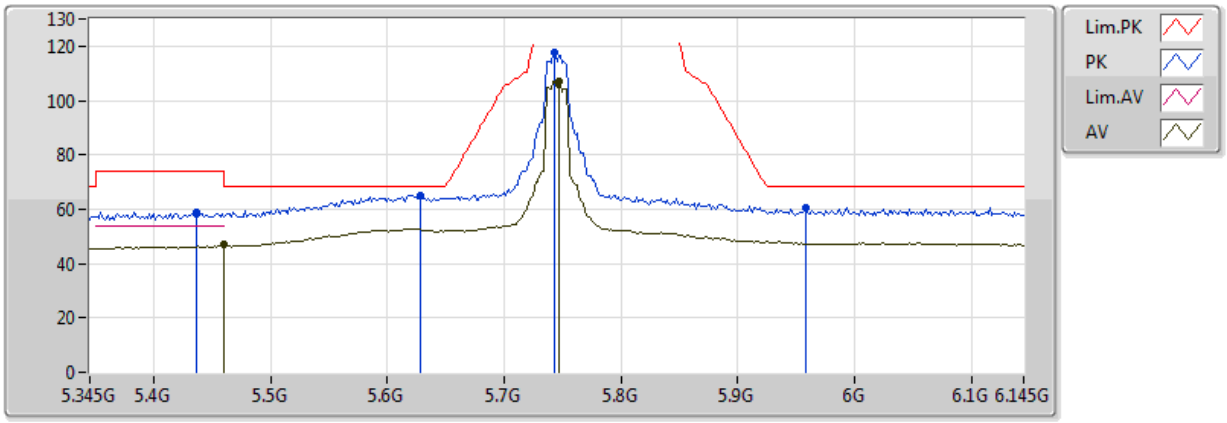

20170708
EUT Z_2TX
Setting 17
01-M-01-10
FSP(100304)

Type	Freq(Hz)	Level(dBuV/m)	Limit(dBuV/m)	Margin(dB)	Factor(dB)	Dist(m)	Pol.(H/V)	Azimuth(°)	Height(m)	Comments
AV	5.459995G	46.79	54.00	-7.21	4.93	3	V	142	1.06	-
AV	5.7466G	107.05	Inf	-Inf	5.81	3	V	142	1.06	-
PK	5.6282G	65.04	68.20	-3.16	5.46	3	V	142	1.06	-
PK	5.7434G	117.42	Inf	-Inf	5.80	3	V	142	1.06	-
PK	5.9578G	60.67	68.20	-7.53	6.56	3	V	142	1.06	-
PK	5.4362G	59.10	74.00	-14.90	4.86	3	V	142	1.06	-

802.11a_(6Mbps)_2TX

5745MHz_TX

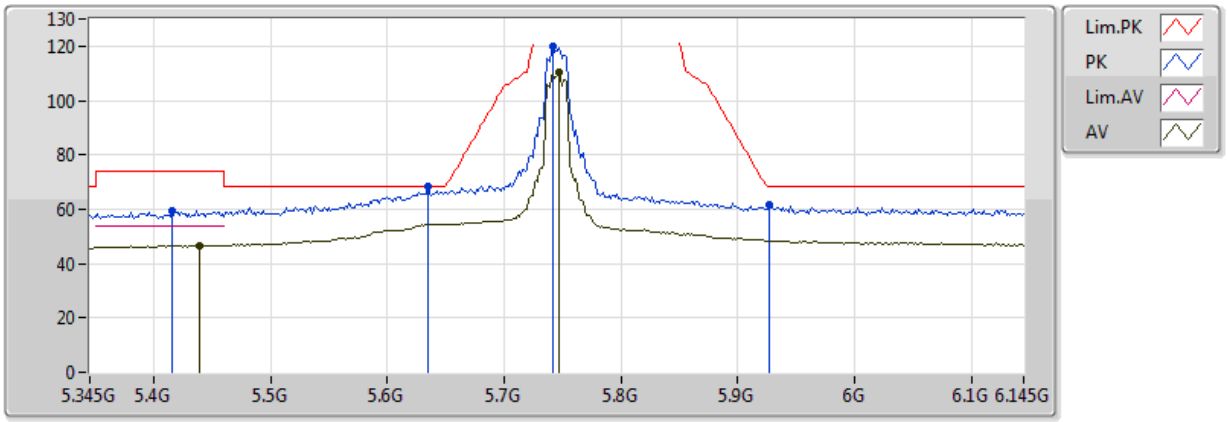

20170708
EUT Z_2TX
Setting 17
01-M-01-10
FSP(100304)

Type	Freq(Hz)	Level(dBuV/m)	Limit(dBuV/m)	Margin(dB)	Factor(dB)	Dist(m)	Pol.(H/V)	Azimuth(°)	Height(m)	Comments
AV	5.4394G	46.67	54.00	-7.33	4.87	3	H	27	1.12	-
AV	5.7466G	110.18	Inf	-Inf	5.81	3	H	27	1.12	-
PK	5.6346G	68.17	68.20	-0.03	5.48	3	H	27	1.12	-
PK	5.7418G	119.75	Inf	-Inf	5.80	3	H	27	1.12	-
PK	5.9274G	61.39	68.20	-6.81	6.44	3	H	27	1.12	-
PK	5.4154G	59.63	74.00	-14.37	4.81	3	H	27	1.12	-

802.11a_(6Mbps)_2TX

5745MHz_TX

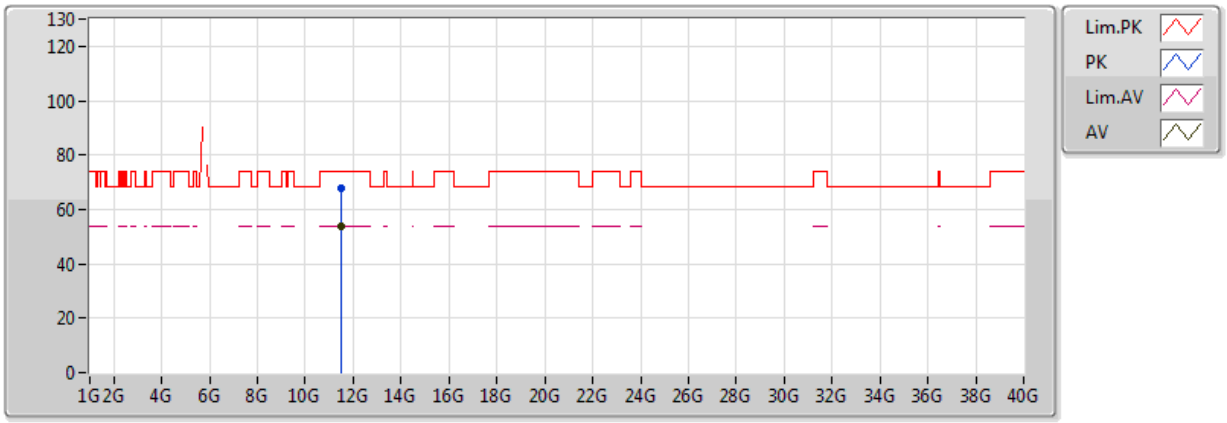

20170708
EUT Z_2TX
Setting 17
01-M-01
FSP(100304)

Type	Freq(Hz)	Level(dBuV/m)	Limit(dBuV/m)	Margin(dB)	Factor(dB)	Dist(m)	Pol.(H/V)	Azimuth(°)	Height(m)	Comments
AV	11.48816G	53.72	54.00	-0.28	12.04	3	V	286	1.02	-
PK	11.48824G	67.79	74.00	-6.21	12.04	3	V	286	1.02	-

802.11a_(6Mbps)_2TX

5745MHz_TX

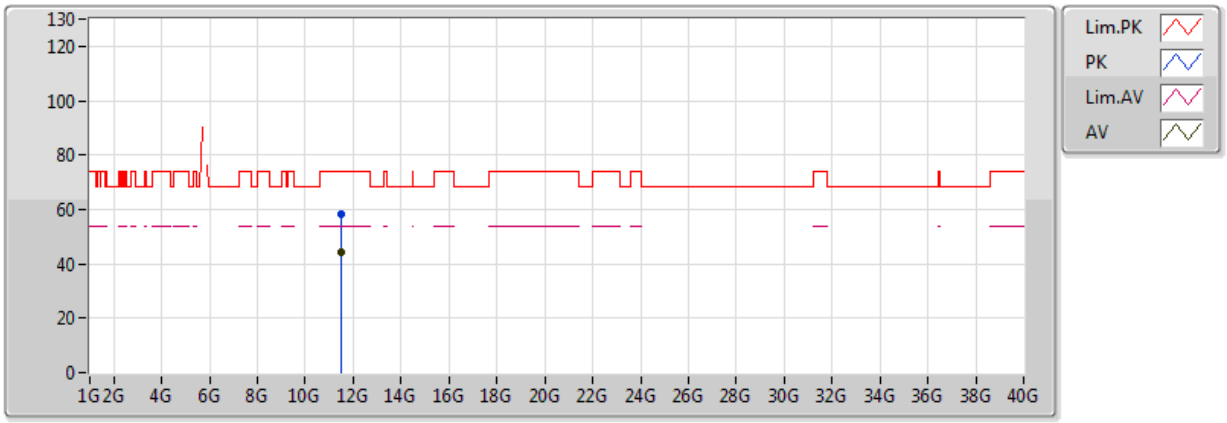

20170708
EUT Z_2TX
Setting 17
01-M-01
FSP(100304)

Type	Freq(Hz)	Level(dBuV/m)	Limit(dBuV/m)	Margin(dB)	Factor(dB)	Dist(m)	Pol.(H/V)	Azimuth(°)	Height(m)	Comments
AV	11.4884G	44.12	54.00	-9.88	12.04	3	H	87	1.24	-
PK	11.48824G	58.00	74.00	-16.00	12.04	3	H	87	1.24	-

802.11a_(6Mbps)_2TX

5785MHz_TX

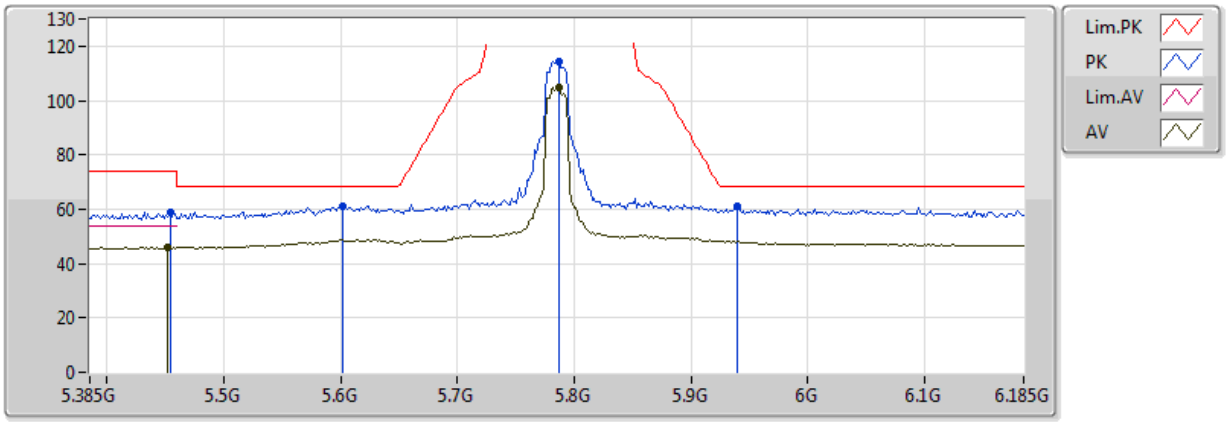

20170708
EUT Z_2TX
Setting 17
01-M-01-10
FSP(100304)

Type	Freq(Hz)	Level(dBuV/m)	Limit(dBuV/m)	Margin(dB)	Factor(dB)	Dist(m)	Pol.(H/V)	Azimuth(°)	Height(m)	Comments
AV	5.4522G	45.90	54.00	-8.10	4.91	3	V	91	1.30	-
AV	5.7866G	104.93	Inf	-Inf	5.92	3	V	91	1.30	-
PK	5.601G	61.19	68.20	-7.01	5.38	3	V	91	1.30	-
PK	5.7866G	114.50	Inf	-Inf	5.92	3	V	91	1.30	-
PK	5.9402G	60.97	68.20	-7.23	6.49	3	V	91	1.30	-
PK	5.4538G	58.79	74.00	-15.21	4.91	3	V	91	1.30	-

802.11a_(6Mbps)_2TX

5785MHz_TX

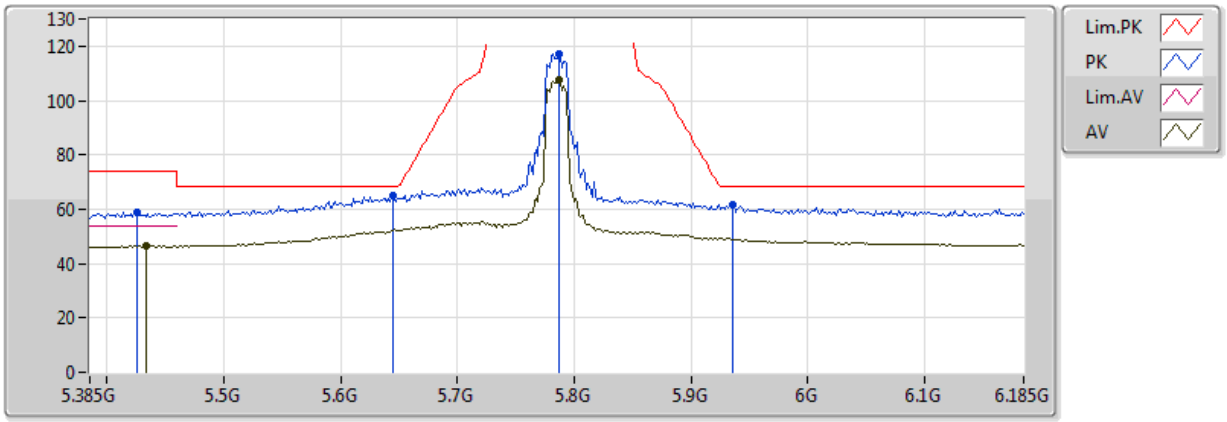

20170708
EUT Z_2TX
Setting 17
01-M-01-10
FSP(100304)

Type	Freq(Hz)	Level(dBuV/m)	Limit(dBuV/m)	Margin(dB)	Factor(dB)	Dist(m)	Pol.(H/V)	Azimuth(°)	Height(m)	Comments
AV	5.433G	46.53	54.00	-7.47	4.86	3	H	26	1.02	-
AV	5.7866G	107.76	Inf	-Inf	5.92	3	H	26	1.02	-
PK	5.6442G	64.99	68.20	-3.21	5.51	3	H	26	1.02	-
PK	5.7866G	117.17	Inf	-Inf	5.92	3	H	26	1.02	-
PK	5.9354G	61.47	68.20	-6.73	6.47	3	H	26	1.02	-
PK	5.425G	58.77	74.00	-15.23	4.84	3	H	26	1.02	-

802.11a_(6Mbps)_2TX

5785MHz_TX

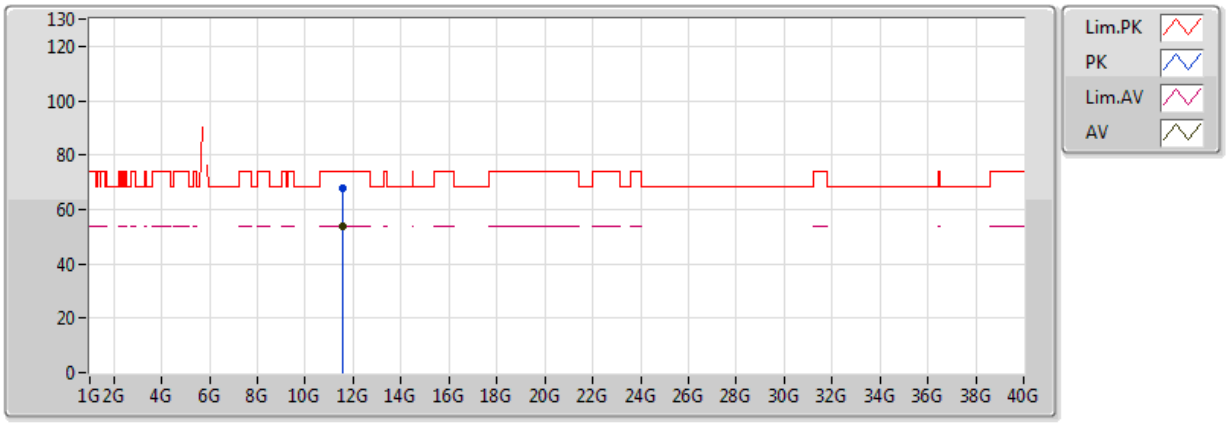

20170708
EUT Z_2TX
Setting 17
01-M-01
FSP(100304)

Type	Freq(Hz)	Level(dBuV/m)	Limit(dBuV/m)	Margin(dB)	Factor(dB)	Dist(m)	Pol.(H/V)	Azimuth(°)	Height(m)	Comments
AV	11.568G	53.88	54.00	-0.12	12.08	3	V	287	1.04	-
PK	11.5684G	67.61	74.00	-6.39	12.08	3	V	287	1.04	-

802.11a_(6Mbps)_2TX

5785MHz_TX

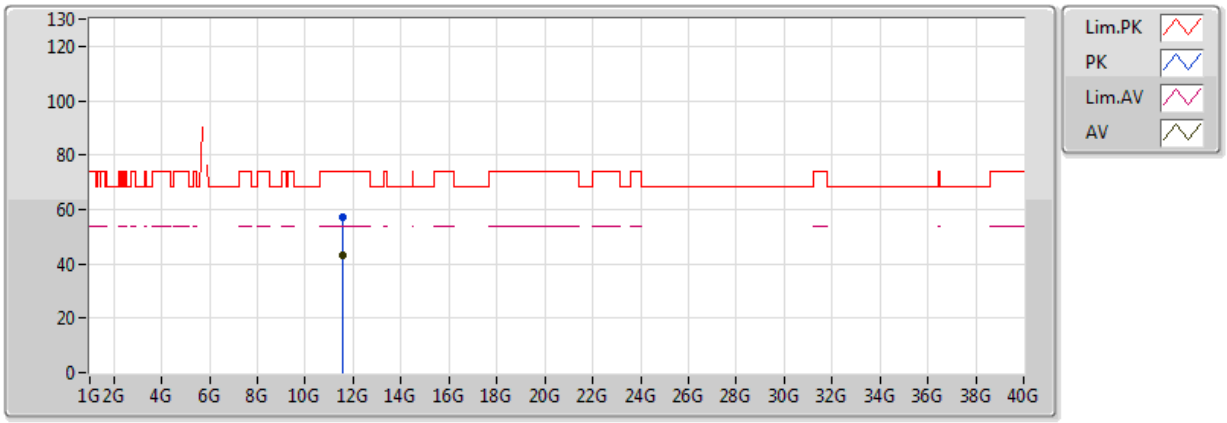

20170708
EUT Z_2TX
Setting 17
01-M-01
FSP(100304)

Type	Freq(Hz)	Level(dBuV/m)	Limit(dBuV/m)	Margin(dB)	Factor(dB)	Dist(m)	Pol.(H/V)	Azimuth(°)	Height(m)	Comments
AV	11.564G	43.36	54.00	-10.64	12.08	3	H	85	1.26	-
PK	11.56896G	56.89	74.00	-17.11	12.08	3	H	85	1.26	-

802.11a_(6Mbps)_2TX

5825MHz_TX

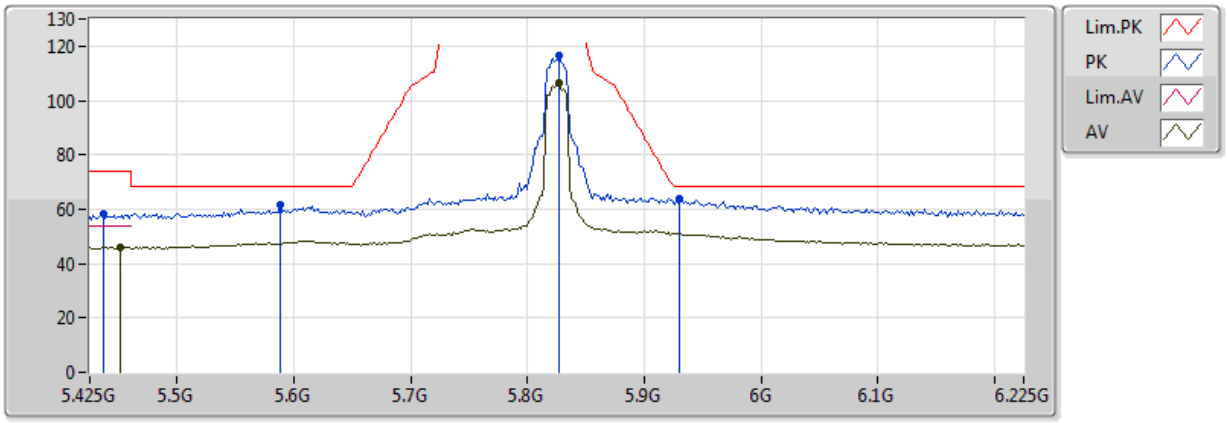

20170708
EUT Z_2TX
Setting 16
01-M-01-10
FSP(100304)

Type	Freq(Hz)	Level(dBuV/m)	Limit(dBuV/m)	Margin(dB)	Factor(dB)	Dist(m)	Pol.(H/V)	Azimuth(°)	Height(m)	Comments
AV	5.4506G	45.97	54.00	-8.03	4.90	3	V	96	1.17	-
AV	5.8266G	106.65	Inf	-Inf	6.06	3	V	96	1.17	-
PK	5.5882G	61.53	68.20	-6.67	5.34	3	V	96	1.17	-
PK	5.8266G	116.68	Inf	-Inf	6.06	3	V	96	1.17	-
PK	5.9306G	64.00	68.20	-4.20	6.46	3	V	96	1.17	-
PK	5.4362G	58.51	74.00	-15.49	4.86	3	V	96	1.17	-

802.11a_(6Mbps)_2TX

5825MHz_TX

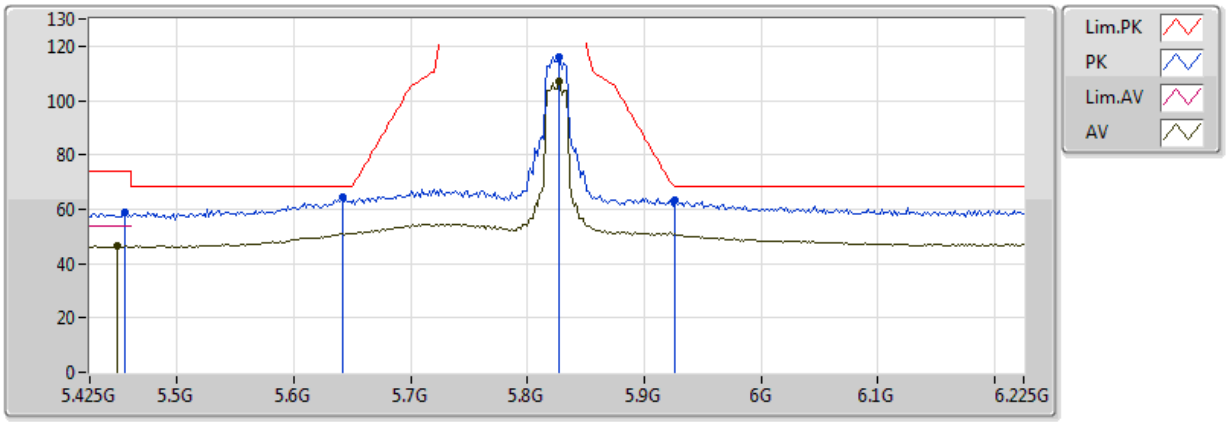

20170708
EUT Z_2TX
Setting 16
01-M-01-10
FSP(100304)

Type	Freq(Hz)	Level(dBuV/m)	Limit(dBuV/m)	Margin(dB)	Factor(dB)	Dist(m)	Pol.(H/V)	Azimuth(°)	Height(m)	Comments
AV	5.449G	46.31	54.00	-7.69	4.90	3	H	25	1.07	-
AV	5.8266G	106.87	Inf	-Inf	6.06	3	H	25	1.07	-
PK	5.641G	64.29	68.20	-3.91	5.50	3	H	25	1.07	-
PK	5.8266G	116.13	Inf	-Inf	6.06	3	H	25	1.07	-
PK	5.9258G	63.43	68.20	-4.77	6.44	3	H	25	1.07	-
PK	5.4554G	58.93	74.00	-15.07	4.91	3	H	25	1.07	-

802.11a_(6Mbps)_2TX

5825MHz_TX

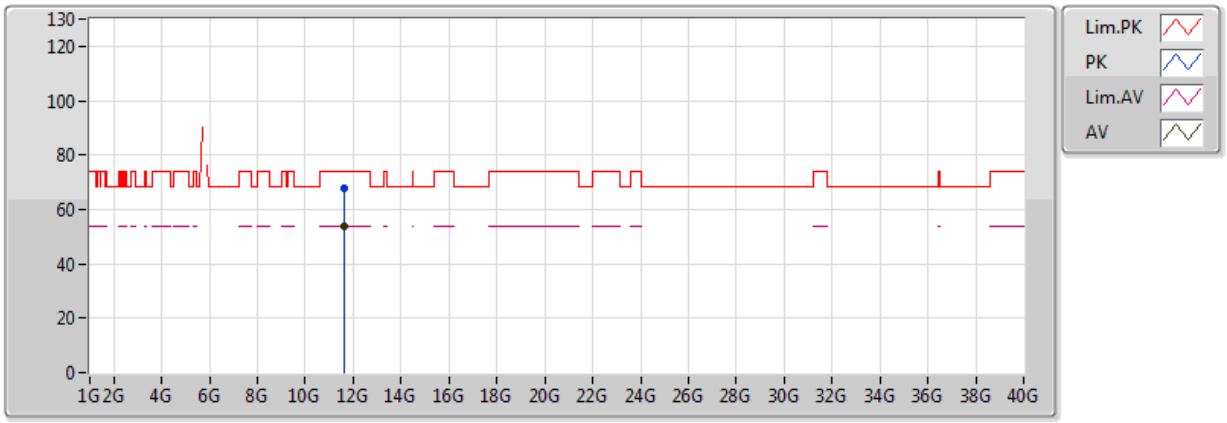

20170708
EUT Z_2TX
Setting 16
01-M-01
FSP(100304)

Type	Freq(Hz)	Level(dBuV/m)	Limit(dBuV/m)	Margin(dB)	Factor(dB)	Dist(m)	Pol.(H/V)	Azimuth(°)	Height(m)	Comments
AV	11.648G	53.68	54.00	-0.32	12.12	3	V	284	1.04	-
PK	11.64848G	67.53	74.00	-6.47	12.12	3	V	284	1.04	-

802.11a_(6Mbps)_2TX

5825MHz_TX

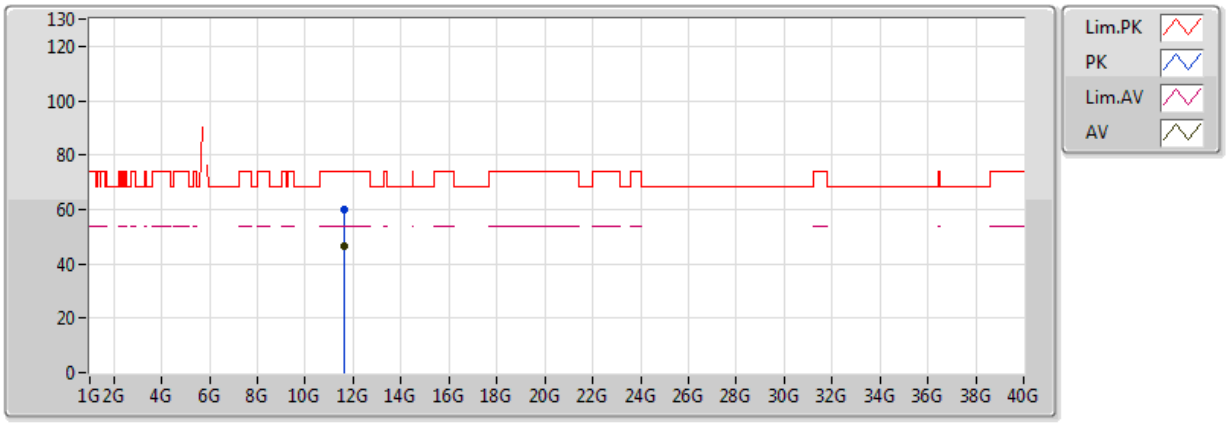

20170708
EUT Z_2TX
Setting 16
01-M-01
FSP(100304)

Type	Freq(Hz)	Level(dBuV/m)	Limit(dBuV/m)	Margin(dB)	Factor(dB)	Dist(m)	Pol.(H/V)	Azimuth(°)	Height(m)	Comments
AV	11.64864G	46.50	54.00	-7.50	12.12	3	H	62	1.19	-
PK	11.64832G	60.19	74.00	-13.81	12.12	3	H	62	1.19	-

802.11ac VHT20_Nss1,(MCS0)_2TX

5180MHz_TX

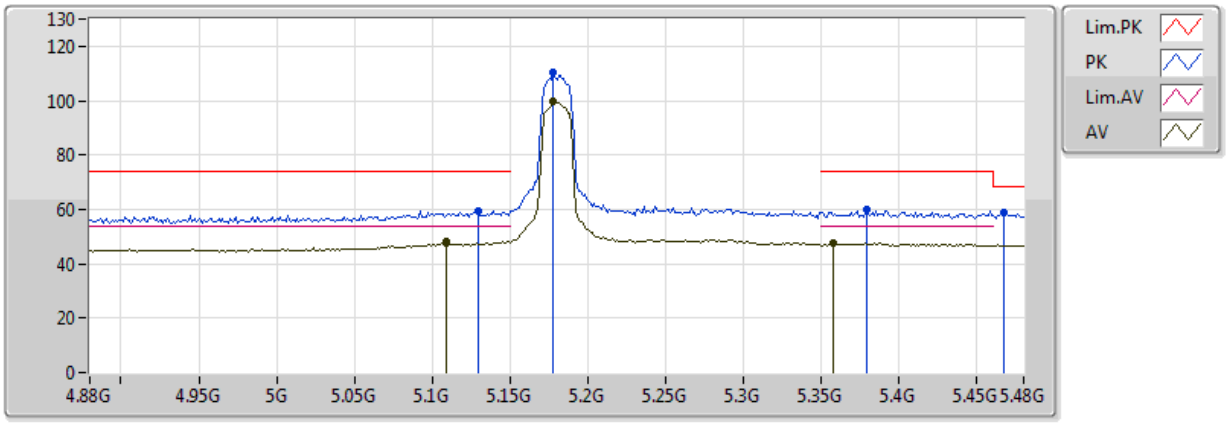

20170708
EUT Z_2TX
Setting 10
01-M-01-10
FSP(100304)

Type	Freq(Hz)	Level(dBuV/m)	Limit(dBuV/m)	Margin(dB)	Factor(dB)	Dist(m)	Pol.(H/V)	Azimuth(°)	Height(m)	Comments
AV	5.1092G	48.08	54.00	-5.92	4.18	3	V	199	1.11	-
AV	5.1776G	99.88	Inf	-Inf	4.33	3	V	199	1.11	-
AV	5.3576G	47.66	54.00	-6.34	4.69	3	V	199	1.11	-
PK	5.1296G	59.56	74.00	-14.44	4.23	3	V	199	1.11	-
PK	5.1776G	110.33	Inf	-Inf	4.33	3	V	199	1.11	-
PK	5.4668G	59.10	68.20	-9.10	4.94	3	V	199	1.11	-
PK	5.3792G	59.82	74.00	-14.18	4.73	3	V	199	1.11	-

802.11ac VHT20_Nss1,(MCS0)_2TX

5180MHz_TX

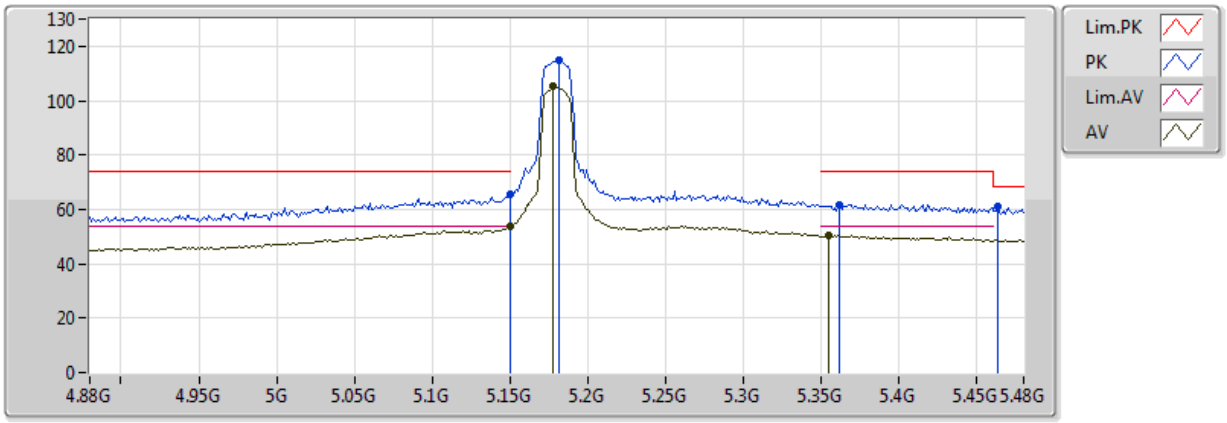

20170708
EUT Z_2TX
Setting 10
01-M-01-10
FSP(100304)

Type	Freq(Hz)	Level(dBuV/m)	Limit(dBuV/m)	Margin(dB)	Factor(dB)	Dist(m)	Pol.(H/V)	Azimuth(°)	Height(m)	Comments
AV	5.149995G	53.63	54.00	-0.37	4.27	3	H	11	1.00	-
AV	5.1776G	105.46	Inf	-Inf	4.33	3	H	11	1.00	-
AV	5.3552G	50.46	54.00	-3.54	4.69	3	H	11	1.00	-
PK	5.149995G	65.54	74.00	-8.46	4.27	3	H	11	1.00	-
PK	5.1812G	114.81	Inf	-Inf	4.34	3	H	11	1.00	-
PK	5.4632G	60.95	68.20	-7.25	4.93	3	H	11	1.00	-
PK	5.3612G	61.85	74.00	-12.15	4.70	3	H	11	1.00	-

802.11ac VHT20_Nss1,(MCS0)_2TX

5180MHz_TX

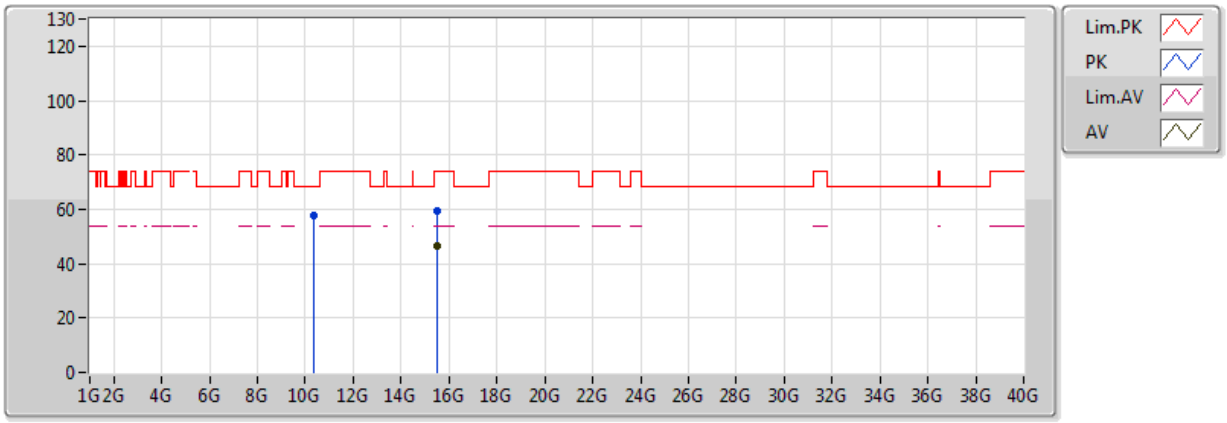

20170708
EUT Z_2TX
Setting 10
01-M-01
FSP(100304)

Type	Freq(Hz)	Level(dBuV/m)	Limit(dBuV/m)	Margin(dB)	Factor(dB)	Dist(m)	Pol.(H/V)	Azimuth(°)	Height(m)	Comments
AV	15.5348G	46.30	54.00	-7.70	13.81	3	V	68	1.45	-
PK	10.358G	57.49	68.20	-10.71	11.07	3	V	310	1.52	-
PK	15.53648G	59.15	74.00	-14.85	13.80	3	V	68	1.45	-

802.11ac VHT20_Nss1,(MCS0)_2TX

5180MHz_TX

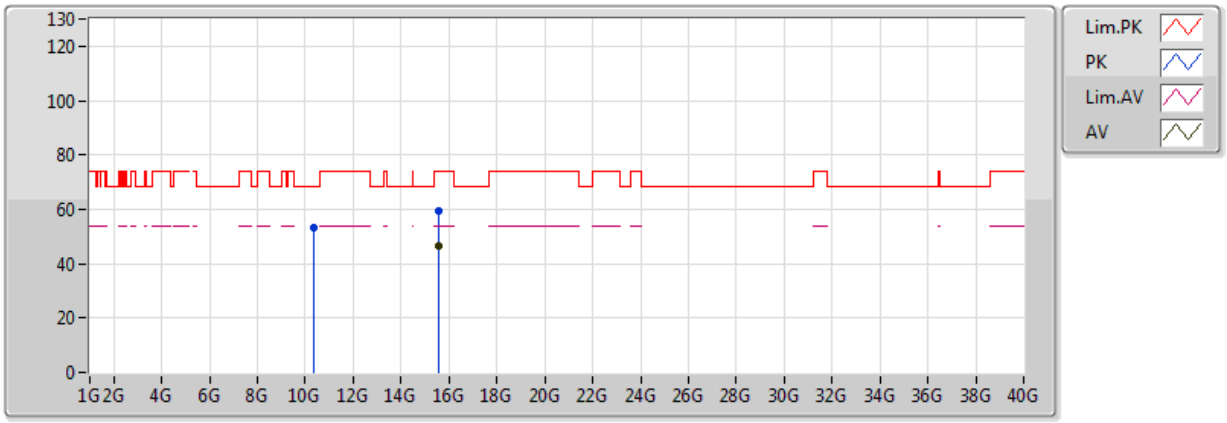

20170708
EUT Z_2TX
Setting 10
01-M-01
FSP(100304)

Type	Freq(Hz)	Level(dBuV/m)	Limit(dBuV/m)	Margin(dB)	Factor(dB)	Dist(m)	Pol.(H/V)	Azimuth(°)	Height(m)	Comments
AV	15.5392G	46.41	54.00	-7.59	13.80	3	H	92	2.06	-
PK	10.35696G	53.27	68.20	-14.93	11.07	3	H	201	2.17	-
PK	15.54976G	59.46	74.00	-14.54	13.79	3	H	92	2.06	-

802.11ac VHT20_Nss1,(MCS0)_2TX

5200MHz_TX

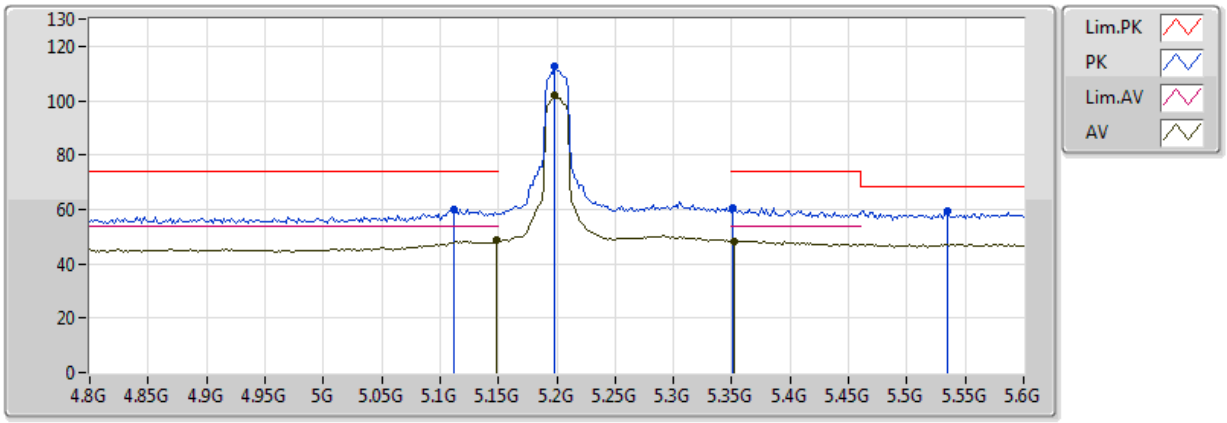

20170708
EUT Z_2TX
Setting 15
01-M-01-10
FSP(100304)

Type	Freq(Hz)	Level(dBuV/m)	Limit(dBuV/m)	Margin(dB)	Factor(dB)	Dist(m)	Pol.(H/V)	Azimuth(°)	Height(m)	Comments
AV	5.1488G	48.51	54.00	-5.49	4.27	3	V	201	1.07	-
AV	5.1984G	102.04	Inf	-Inf	4.38	3	V	201	1.07	-
AV	5.352G	48.34	54.00	-5.66	4.68	3	V	201	1.07	-
PK	5.112G	60.13	74.00	-13.87	4.19	3	V	201	1.07	-
PK	5.1984G	112.78	Inf	-Inf	4.38	3	V	201	1.07	-
PK	5.5344G	59.14	68.20	-9.06	5.15	3	V	201	1.07	-
PK	5.3504G	60.35	74.00	-13.65	4.68	3	V	201	1.07	-

802.11ac VHT20_Nss1,(MCS0)_2TX

5200MHz_TX

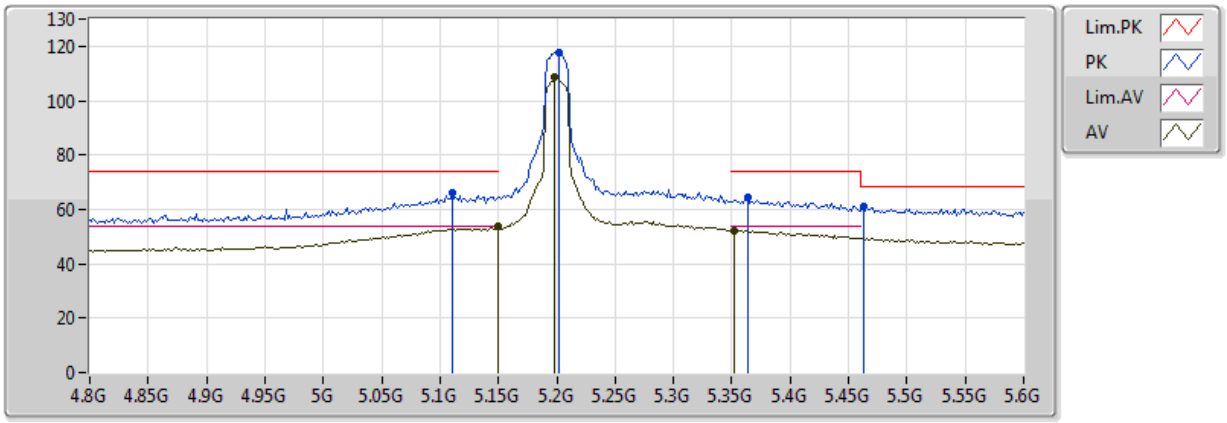

20170708
EUT Z_2TX
Setting 15
01-M-01-10
FSP(100304)

Type	Freq(Hz)	Level(dBuV/m)	Limit(dBuV/m)	Margin(dB)	Factor(dB)	Dist(m)	Pol.(H/V)	Azimuth(°)	Height(m)	Comments
AV	5.149995G	53.58	54.00	-0.42	4.27	3	H	10	1.04	-
AV	5.1984G	108.57	Inf	-Inf	4.38	3	H	10	1.04	-
AV	5.352G	52.09	54.00	-1.91	4.68	3	H	10	1.04	-
PK	5.1104G	66.07	74.00	-7.93	4.18	3	H	10	1.04	-
PK	5.2016G	117.75	Inf	-Inf	4.38	3	H	10	1.04	-
PK	5.4624G	61.08	68.20	-7.12	4.93	3	H	10	1.04	-
PK	5.3632G	64.31	74.00	-9.69	4.70	3	H	10	1.04	-

802.11ac VHT20_Nss1,(MCS0)_2TX

5200MHz_TX

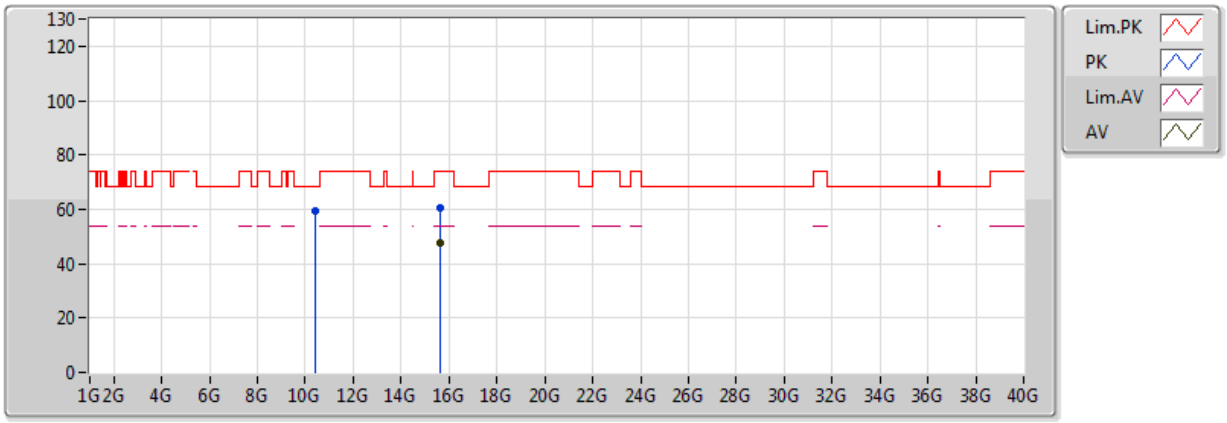

20170708
EUT Z_2TX
Setting 15
01-M-01
FSP(100304)

Type	Freq(Hz)	Level(dBuV/m)	Limit(dBuV/m)	Margin(dB)	Factor(dB)	Dist(m)	Pol.(H/V)	Azimuth(°)	Height(m)	Comments
AV	15.60336G	47.54	54.00	-6.46	13.72	3	V	336	1.27	-
PK	10.40088G	59.56	68.20	-8.64	11.12	3	V	6	1.03	-
PK	15.60344G	60.56	74.00	-13.44	13.72	3	V	336	1.27	-

802.11ac VHT20_Nss1,(MCS0)_2TX

5200MHz_TX

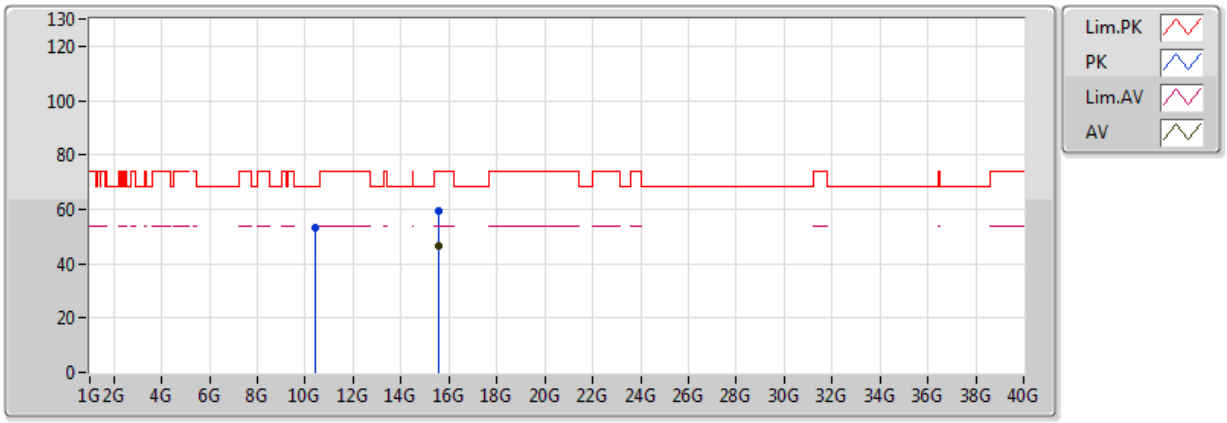

20170708
EUT Z_2TX
Setting 15
01-M-01
FSP(100304)

Type	Freq(Hz)	Level(dBuV/m)	Limit(dBuV/m)	Margin(dB)	Factor(dB)	Dist(m)	Pol.(H/V)	Azimuth(°)	Height(m)	Comments
AV	15.5836G	46.49	54.00	-7.51	13.75	3	H	112	2.23	-
PK	10.39216G	53.25	68.20	-14.95	11.11	3	H	125	1.92	-
PK	15.58704G	59.28	74.00	-14.72	13.74	3	H	112	2.23	-

802.11ac VHT20_Nss1,(MCS0)_2TX

5240MHz_TX

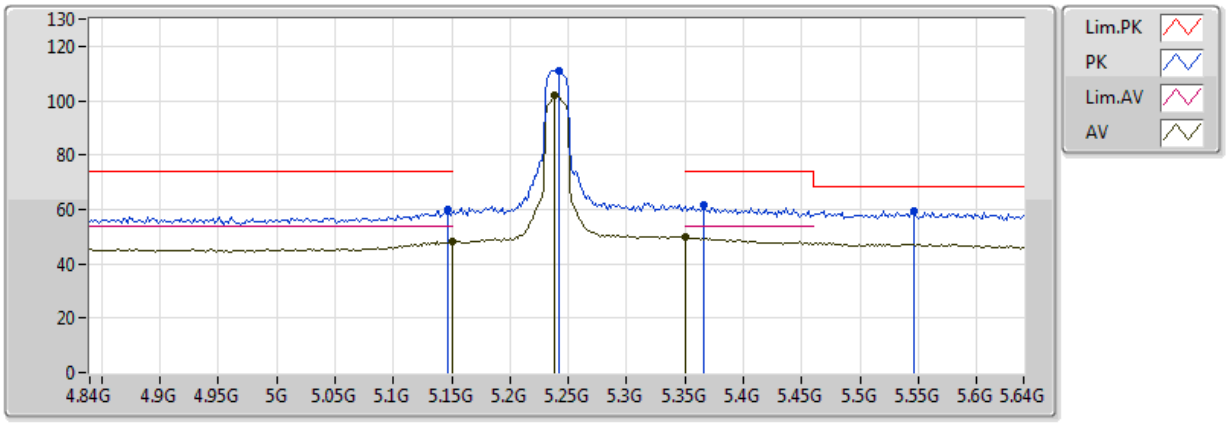

20170708
EUT Z_2TX
Setting 15
01-M-01-10
FSP(100304)

Type	Freq(Hz)	Level(dBuV/m)	Limit(dBuV/m)	Margin(dB)	Factor(dB)	Dist(m)	Pol.(H/V)	Azimuth(°)	Height(m)	Comments
AV	5.149995G	48.00	54.00	-6.00	4.27	3	V	205	1.31	-
AV	5.2384G	101.80	Inf	-Inf	4.46	3	V	205	1.31	-
AV	5.3504G	49.65	54.00	-4.35	4.68	3	V	205	1.31	-
PK	5.1472G	59.68	74.00	-14.32	4.26	3	V	205	1.31	-
PK	5.2416G	111.20	Inf	-Inf	4.47	3	V	205	1.31	-
PK	5.5456G	59.42	68.20	-8.78	5.19	3	V	205	1.31	-
PK	5.3664G	61.83	74.00	-12.17	4.71	3	V	205	1.31	-

802.11ac VHT20_Nss1,(MCS0)_2TX

5240MHz_TX

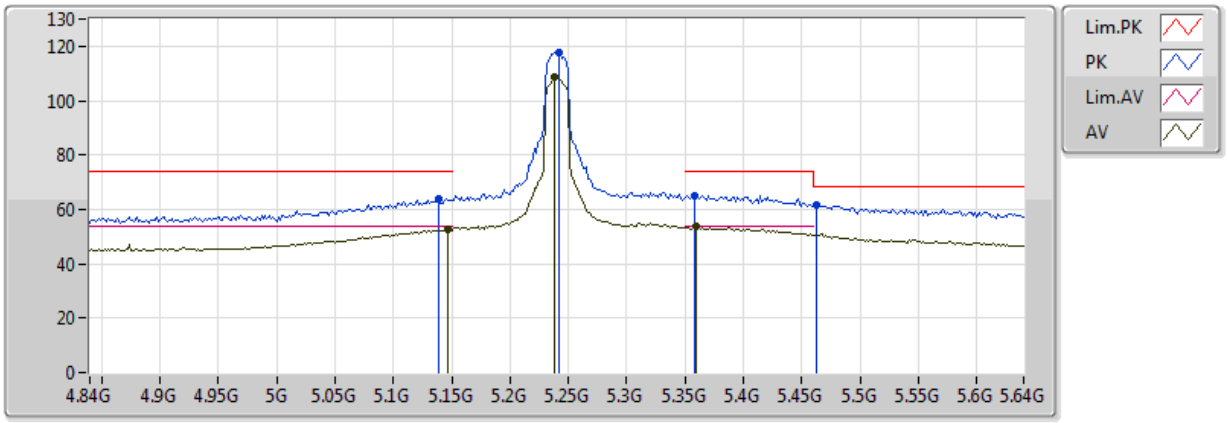

20170708
EUT Z_2TX
Setting 15
01-M-01-10
FSP(100304)

Type	Freq(Hz)	Level(dBuV/m)	Limit(dBuV/m)	Margin(dB)	Factor(dB)	Dist(m)	Pol.(H/V)	Azimuth(°)	Height(m)	Comments
AV	5.1472G	52.55	54.00	-1.45	4.26	3	H	8	1.06	-
AV	5.2384G	108.71	Inf	-Inf	4.46	3	H	8	1.06	-
AV	5.36G	53.74	54.00	-0.26	4.70	3	H	8	1.06	-
PK	5.1392G	63.86	74.00	-10.14	4.25	3	H	8	1.06	-
PK	5.2416G	117.79	Inf	-Inf	4.47	3	H	8	1.06	-
PK	5.4624G	61.84	68.20	-6.36	4.93	3	H	8	1.06	-
PK	5.3584G	65.17	74.00	-8.83	4.70	3	H	8	1.06	-

802.11ac VHT20_Nss1,(MCS0)_2TX

5240MHz_TX

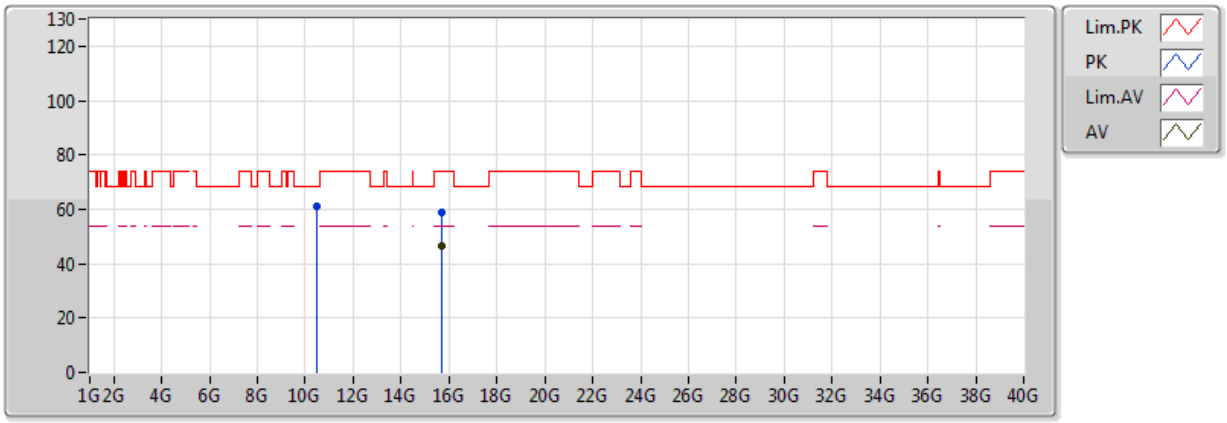

20170708
EUT Z_2TX
Setting 15
01-M-01
FSP(100304)

Type	Freq(Hz)	Level(dBuV/m)	Limit(dBuV/m)	Margin(dB)	Factor(dB)	Dist(m)	Pol.(H/V)	Azimuth(°)	Height(m)	Comments
AV	15.72016G	46.35	54.00	-7.65	13.58	3	V	49	1.14	-
PK	10.48G	61.06	68.20	-7.14	11.21	3	V	341	2.15	-
PK	15.72376G	58.66	74.00	-15.34	13.57	3	V	49	1.14	-

802.11ac VHT20_Nss1,(MCS0)_2TX

5240MHz_TX

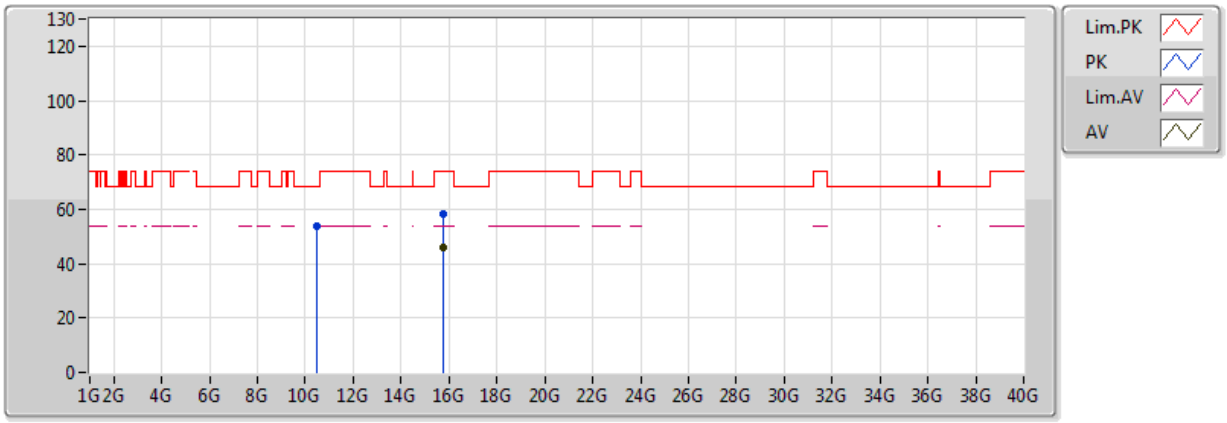

20170708
EUT Z_2TX
Setting 15
01-M-01
FSP(100304)

Type	Freq(Hz)	Level(dBuV/m)	Limit(dBuV/m)	Margin(dB)	Factor(dB)	Dist(m)	Pol.(H/V)	Azimuth(°)	Height(m)	Comments
AV	15.73464G	45.69	54.00	-8.31	13.56	3	H	332	1.05	-
PK	10.4764G	53.87	68.20	-14.33	11.21	3	H	102	1.66	-
PK	15.73752G	58.00	74.00	-16.00	13.56	3	H	332	1.05	-

802.11ac VHT20_Nss1,(MCS0)_2TX

5745MHz_TX

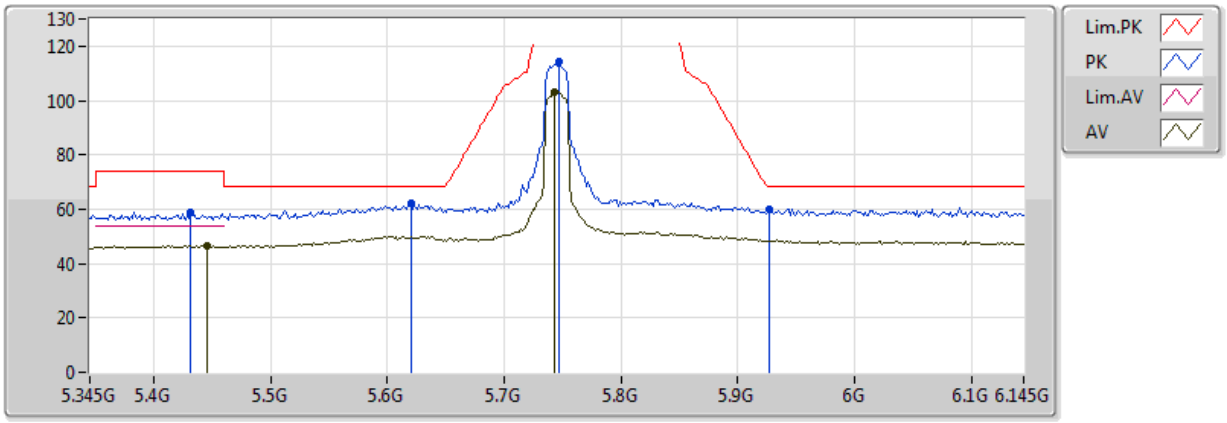

20170708
EUT Z_2TX
Setting 14
01-M-01-10
FSP(100304)

Type	Freq(Hz)	Level(dBuV/m)	Limit(dBuV/m)	Margin(dB)	Factor(dB)	Dist(m)	Pol.(H/V)	Azimuth(°)	Height(m)	Comments
AV	5.4458G	46.64	54.00	-7.36	4.89	3	V	96	1.30	-
AV	5.7434G	103.29	Inf	-Inf	5.80	3	V	96	1.30	-
PK	5.6202G	62.27	68.20	-5.93	5.44	3	V	96	1.30	-
PK	5.7466G	114.58	Inf	-Inf	5.81	3	V	96	1.30	-
PK	5.9274G	60.04	68.20	-8.16	6.44	3	V	96	1.30	-
PK	5.4314G	58.61	74.00	-15.39	4.85	3	V	96	1.30	-

802.11ac VHT20_Nss1,(MCS0)_2TX

5745MHz_TX

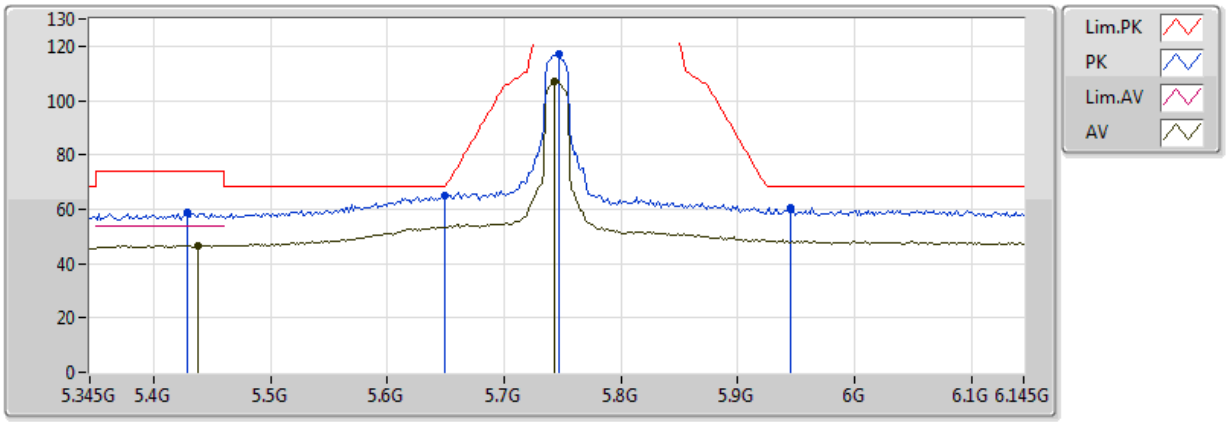

20170708
EUT Z_2TX
Setting 14
01-M-01-10
FSP(100304)

Type	Freq(Hz)	Level(dBuV/m)	Limit(dBuV/m)	Margin(dB)	Factor(dB)	Dist(m)	Pol.(H/V)	Azimuth(°)	Height(m)	Comments
AV	5.4378G	46.75	54.00	-7.25	4.87	3	H	25	1.01	-
AV	5.7434G	107.14	Inf	-Inf	5.80	3	H	25	1.01	-
PK	5.649G	64.84	68.20	-3.36	5.53	3	H	25	1.01	-
PK	5.7466G	116.99	Inf	-Inf	5.81	3	H	25	1.01	-
PK	5.945G	60.59	68.20	-7.61	6.51	3	H	25	1.01	-
PK	5.4282G	58.64	74.00	-15.36	4.84	3	H	25	1.01	-

802.11ac VHT20_Nss1,(MCS0)_2TX

5745MHz_TX

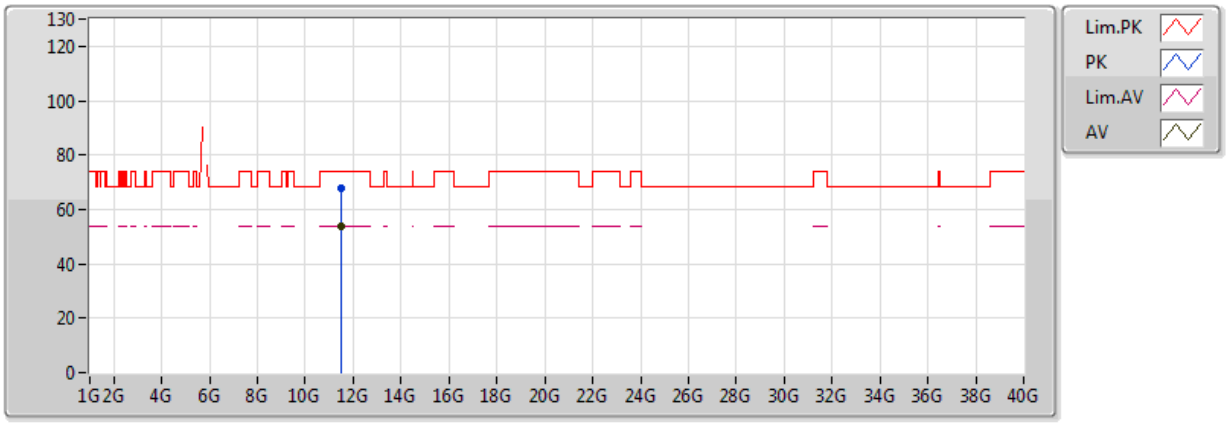

20170708
EUT Z_2TX
Setting 14
01-M-01
FSP(100304)

Type	Freq(Hz)	Level(dBuV/m)	Limit(dBuV/m)	Margin(dB)	Factor(dB)	Dist(m)	Pol.(H/V)	Azimuth(°)	Height(m)	Comments
AV	11.49184G	53.98	54.00	-0.02	12.04	3	V	354	2.02	-
PK	11.48888G	67.59	74.00	-6.41	12.04	3	V	354	2.02	-

802.11ac VHT20_Nss1,(MCS0)_2TX

5745MHz_TX

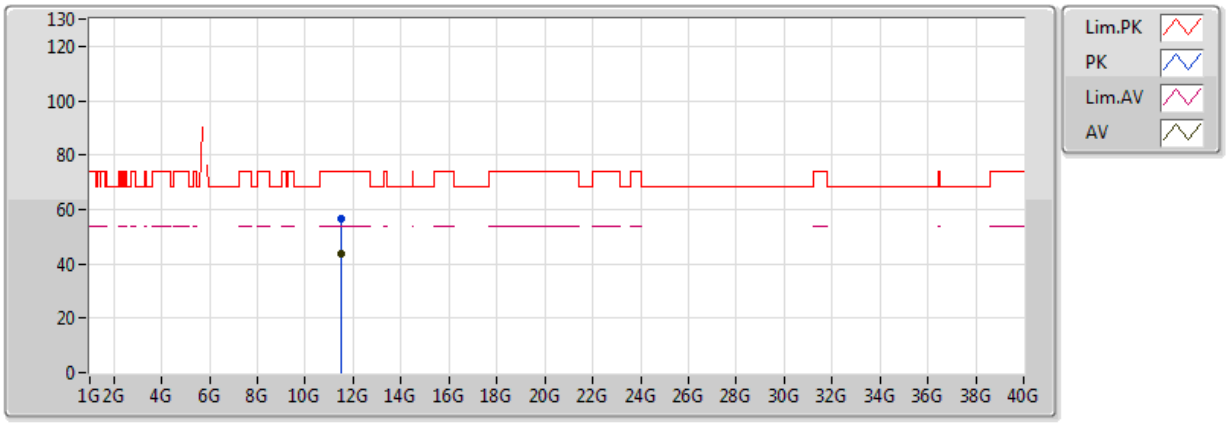

20170708
EUT Z_2TX
Setting 14
01-M-01
FSP(100304)

Type	Freq(Hz)	Level(dBuV/m)	Limit(dBuV/m)	Margin(dB)	Factor(dB)	Dist(m)	Pol.(H/V)	Azimuth(°)	Height(m)	Comments
AV	11.49064G	43.47	54.00	-10.53	12.04	3	H	311	1.22	-
PK	11.4872G	56.39	74.00	-17.61	12.04	3	H	311	1.22	-

802.11ac VHT20_Nss1,(MCS0)_2TX

5785MHz_TX

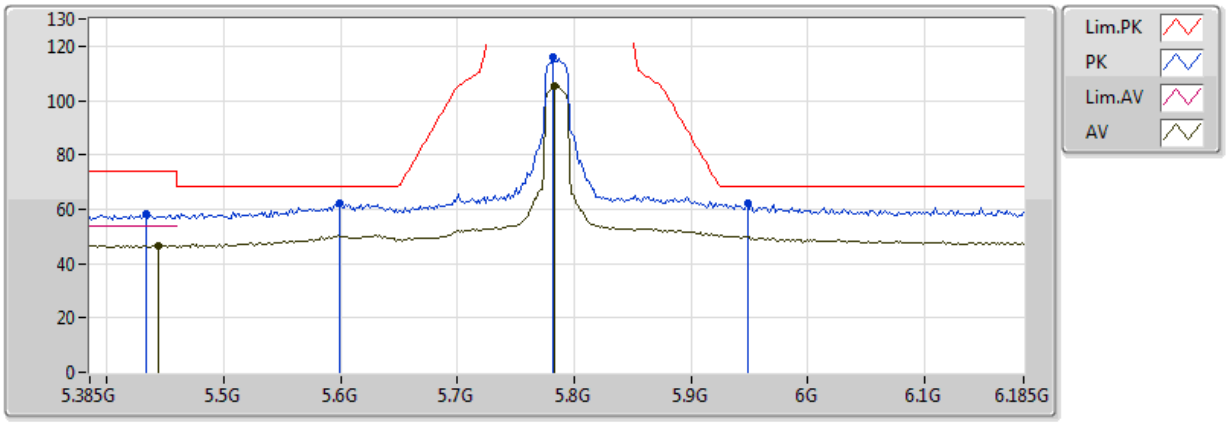

20170708
EUT Z_2TX
Setting 18
01-M-01-10
FSP(100304)

Type	Freq(Hz)	Level(dBuV/m)	Limit(dBuV/m)	Margin(dB)	Factor(dB)	Dist(m)	Pol.(H/V)	Azimuth(°)	Height(m)	Comments
AV	5.4442G	46.73	54.00	-7.27	4.88	3	V	97	1.30	-
AV	5.7834G	105.29	Inf	-Inf	5.91	3	V	97	1.30	-
PK	5.5994G	61.92	68.20	-6.28	5.38	3	V	97	1.30	-
PK	5.7818G	116.23	Inf	-Inf	5.91	3	V	97	1.30	-
PK	5.9482G	62.24	68.20	-5.96	6.52	3	V	97	1.30	-
PK	5.433G	58.25	74.00	-15.75	4.86	3	V	97	1.30	-

802.11ac VHT20_Nss1,(MCS0)_2TX

5785MHz_TX

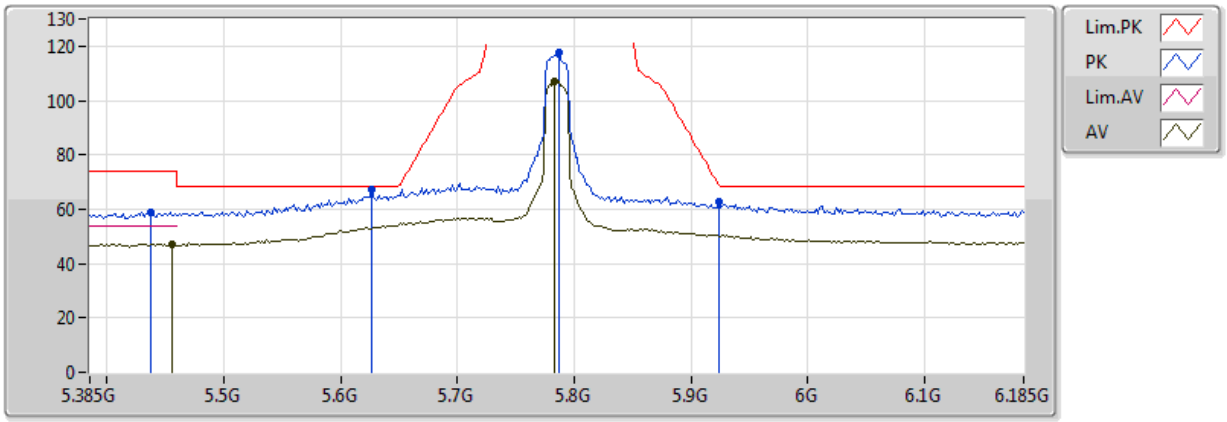

20170708
EUT Z_2TX
Setting 18
01-M-01-10
FSP(100304)

Type	Freq(Hz)	Level(dBuV/m)	Limit(dBuV/m)	Margin(dB)	Factor(dB)	Dist(m)	Pol.(H/V)	Azimuth(°)	Height(m)	Comments
AV	5.4554G	47.19	54.00	-6.81	4.91	3	H	25	1.02	-
AV	5.7834G	107.25	Inf	-Inf	5.91	3	H	25	1.02	-
PK	5.6266G	67.24	68.20	-0.96	5.46	3	H	25	1.02	-
PK	5.7866G	117.42	Inf	-Inf	5.92	3	H	25	1.02	-
PK	5.9242G	62.90	68.79	-5.89	6.43	3	H	25	1.02	-
PK	5.4378G	59.11	74.00	-14.89	4.87	3	H	25	1.02	-

802.11ac VHT20_Nss1,(MCS0)_2TX

5785MHz_TX

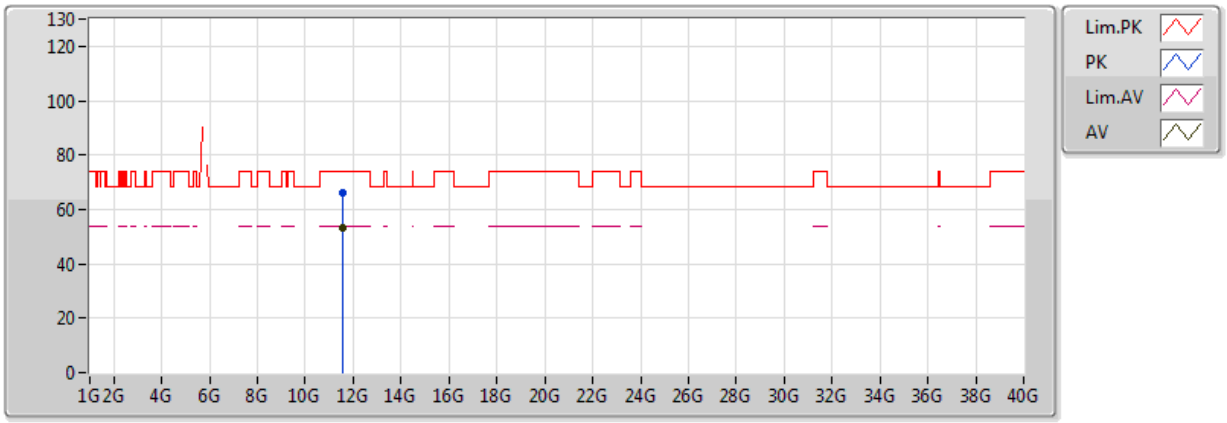

20170708
EUT Z_2TX
Setting 18
01-M-01
FSP(100304)

Type	Freq(Hz)	Level(dBuV/m)	Limit(dBuV/m)	Margin(dB)	Factor(dB)	Dist(m)	Pol.(H/V)	Azimuth(°)	Height(m)	Comments
AV	11.57216G	53.48	54.00	-0.52	12.08	3	V	123	1.29	-
PK	11.568G	65.87	74.00	-8.13	12.08	3	V	123	1.29	-

802.11ac VHT20_Nss1,(MCS0)_2TX

5785MHz_TX

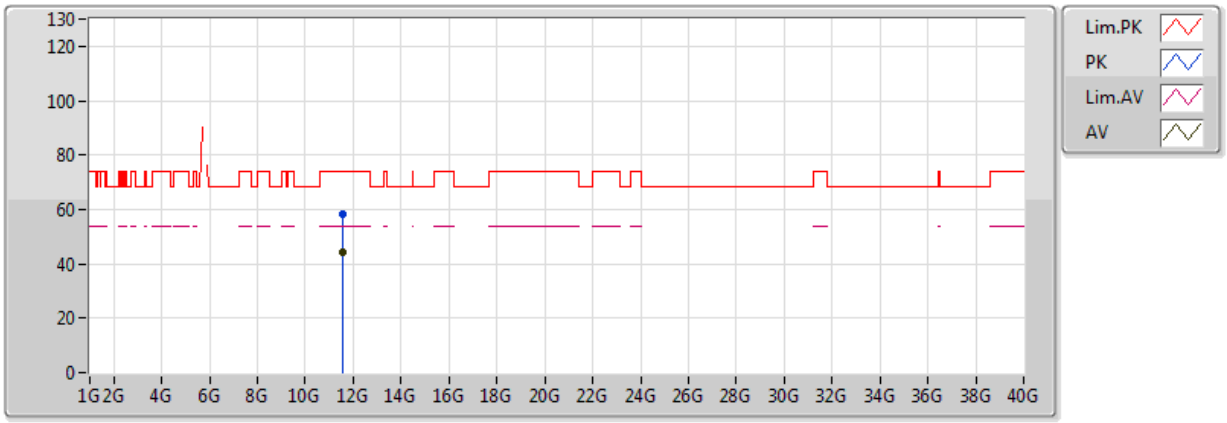

20170708
EUT Z_2TX
Setting 18
01-M-01
FSP(100304)

Type	Freq(Hz)	Level(dBuV/m)	Limit(dBuV/m)	Margin(dB)	Factor(dB)	Dist(m)	Pol.(H/V)	Azimuth(°)	Height(m)	Comments
AV	11.56552G	44.11	54.00	-9.89	12.08	3	H	279	1.09	-
PK	11.5688G	58.21	74.00	-15.79	12.08	3	H	279	1.09	-

802.11ac VHT20_Nss1,(MCS0)_2TX

5825MHz_TX

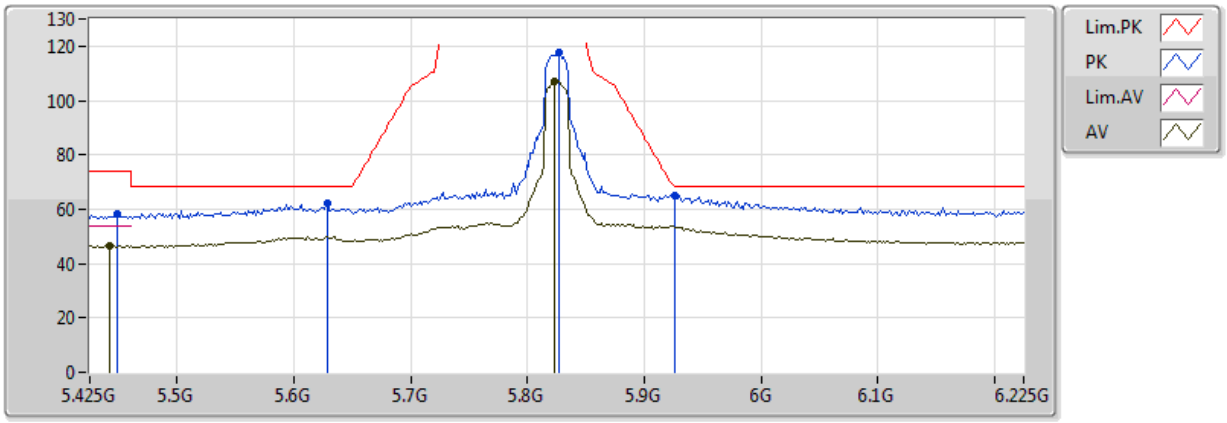

20170708
EUT Z_2TX
Setting 1A
01-M-01-10
FSP(100304)

Type	Freq(Hz)	Level(dBuV/m)	Limit(dBuV/m)	Margin(dB)	Factor(dB)	Dist(m)	Pol.(H/V)	Azimuth(°)	Height(m)	Comments
AV	5.4426G	46.76	54.00	-7.24	4.88	3	V	95	1.14	-
AV	5.8234G	107.30	Inf	-Inf	6.05	3	V	95	1.14	-
PK	5.6282G	62.09	68.20	-6.11	5.46	3	V	95	1.14	-
PK	5.8266G	117.86	Inf	-Inf	6.06	3	V	95	1.14	-
PK	5.9258G	65.13	68.20	-3.07	6.44	3	V	95	1.14	-
PK	5.449G	58.09	74.00	-15.91	4.90	3	V	95	1.14	-

802.11ac VHT20_Nss1,(MCS0)_2TX

5825MHz_TX

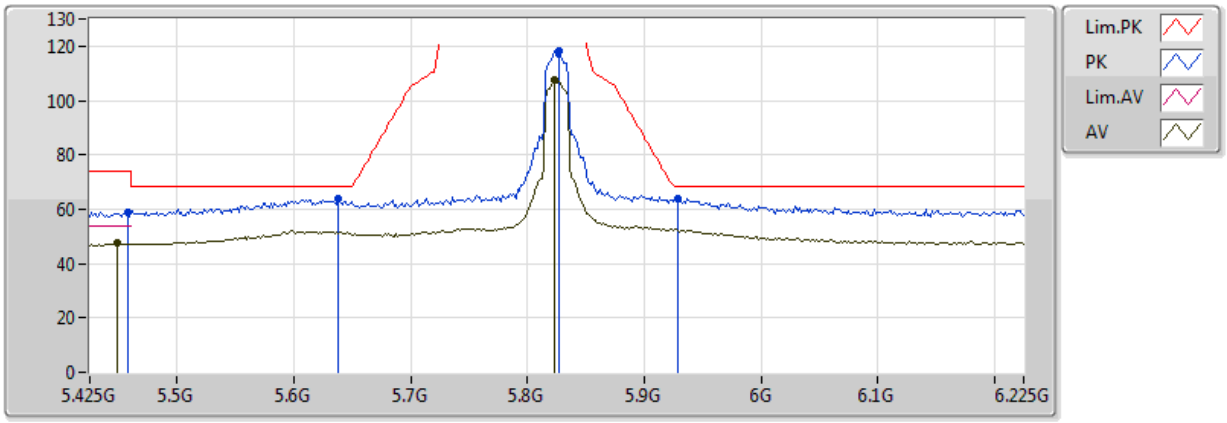

20170708
EUT Z_2TX
Setting 1A
01-M-01-10
FSP(100304)

Type	Freq(Hz)	Level(dBuV/m)	Limit(dBuV/m)	Margin(dB)	Factor(dB)	Dist(m)	Pol.(H/V)	Azimuth(°)	Height(m)	Comments
AV	5.449G	47.62	54.00	-6.38	4.90	3	H	315	1.05	-
AV	5.8234G	107.64	Inf	-Inf	6.05	3	H	315	1.05	-
PK	5.6378G	64.07	68.20	-4.13	5.49	3	H	315	1.05	-
PK	5.8266G	118.23	Inf	-Inf	6.06	3	H	315	1.05	-
PK	5.929G	63.74	68.20	-4.46	6.45	3	H	315	1.05	-
PK	5.457G	58.93	74.00	-15.07	4.92	3	H	315	1.05	-

802.11ac VHT20_Nss1,(MCS0)_2TX

5825MHz_TX

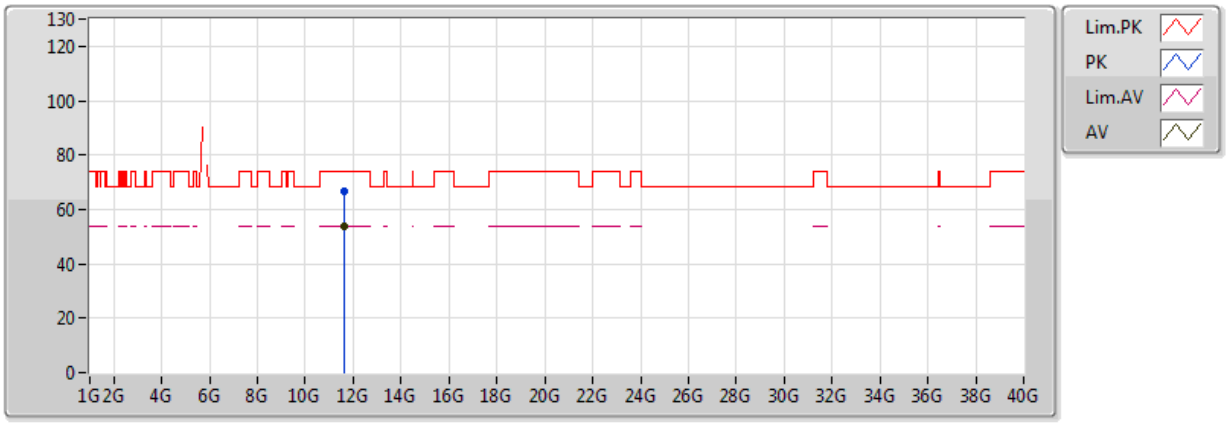

20170708
EUT Z_2TX
Setting 1A
01-M-01
FSP(100304)

Type	Freq(Hz)	Level(dBuV/m)	Limit(dBuV/m)	Margin(dB)	Factor(dB)	Dist(m)	Pol.(H/V)	Azimuth(°)	Height(m)	Comments
AV	11.65128G	53.97	54.00	-0.03	12.12	3	V	264	1.74	-
PK	11.64976G	66.80	74.00	-7.20	12.12	3	V	264	1.74	-

802.11ac VHT20_Nss1,(MCS0)_2TX

5825MHz_TX

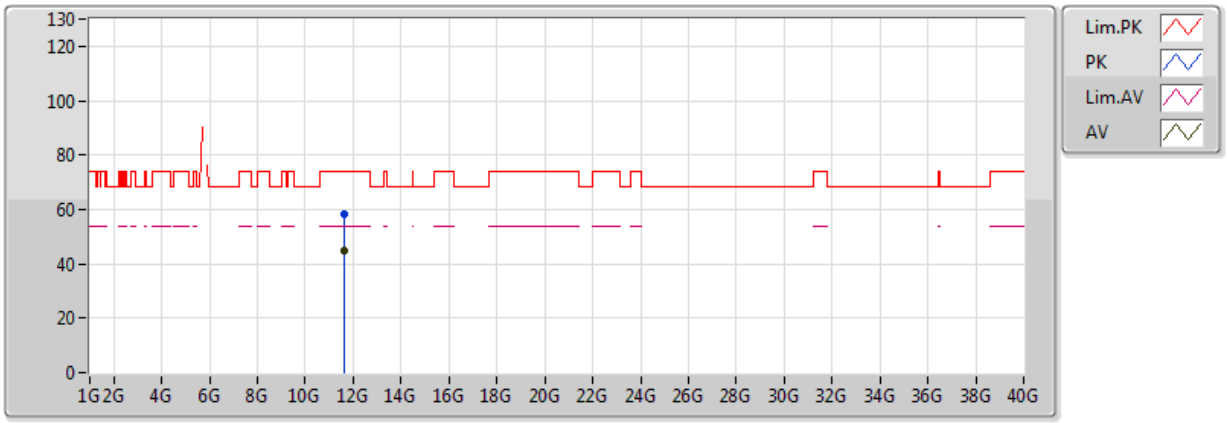

20170708
EUT Z_2TX
Setting 1A
01-M-01
FSP(100304)

Type	Freq(Hz)	Level(dBuV/m)	Limit(dBuV/m)	Margin(dB)	Factor(dB)	Dist(m)	Pol.(H/V)	Azimuth(°)	Height(m)	Comments
AV	11.64568G	44.67	54.00	-9.33	12.12	3	H	226	1.81	-
PK	11.64928G	58.05	74.00	-15.95	12.12	3	H	226	1.81	-

802.11ac VHT40_Nss1,(MCS0)_2TX

5190MHz_TX

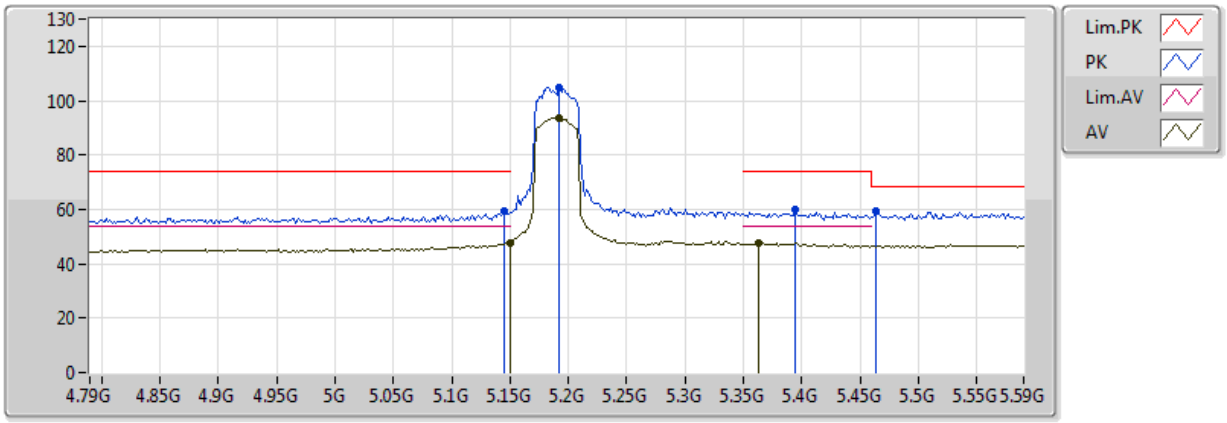

20170708
EUT Z_2TX
Setting 0B
01-M-01-10
FSP(100304)

Type	Freq(Hz)	Level(dBuV/m)	Limit(dBuV/m)	Margin(dB)	Factor(dB)	Dist(m)	Pol.(H/V)	Azimuth(°)	Height(m)	Comments
AV	5.149995G	47.90	54.00	-6.10	4.27	3	V	201	1.26	-
AV	5.1916G	93.81	Inf	-Inf	4.36	3	V	201	1.26	-
AV	5.3628G	47.62	54.00	-6.38	4.70	3	V	201	1.26	-
PK	5.1452G	59.34	74.00	-14.66	4.26	3	V	201	1.26	-
PK	5.1916G	104.74	Inf	-Inf	4.36	3	V	201	1.26	-
PK	5.4636G	59.12	68.20	-9.08	4.94	3	V	201	1.26	-
PK	5.3948G	59.75	74.00	-14.25	4.76	3	V	201	1.26	-

802.11ac VHT40_Nss1,(MCS0)_2TX

5190MHz_TX

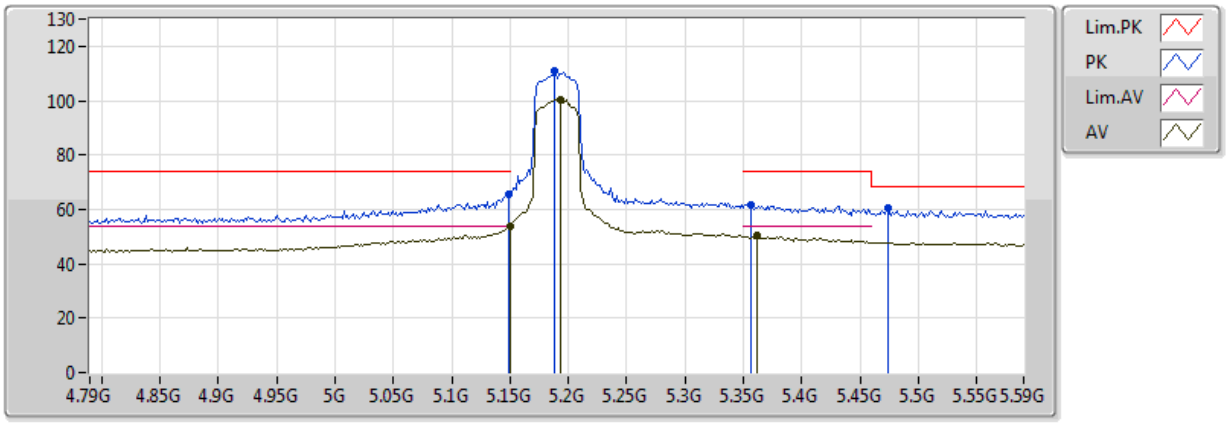

20170708
EUT Z_2TX
Setting 0B
01-M-01-10
FSP(100304)

Type	Freq(Hz)	Level(dBuV/m)	Limit(dBuV/m)	Margin(dB)	Factor(dB)	Dist(m)	Pol.(H/V)	Azimuth(°)	Height(m)	Comments
AV	5.149995G	53.92	54.00	-0.08	4.27	3	H	10	1.04	-
AV	5.1932G	100.52	Inf	-Inf	4.37	3	H	10	1.04	-
AV	5.3612G	50.19	54.00	-3.81	4.70	3	H	10	1.04	-
PK	5.1484G	65.70	74.00	-8.30	4.27	3	H	10	1.04	-
PK	5.1884G	110.67	Inf	-Inf	4.35	3	H	10	1.04	-
PK	5.4732G	60.53	68.20	-7.67	4.96	3	H	10	1.04	-
PK	5.3564G	61.80	74.00	-12.20	4.69	3	H	10	1.04	-

802.11ac VHT40_Nss1,(MCS0)_2TX

5190MHz_TX

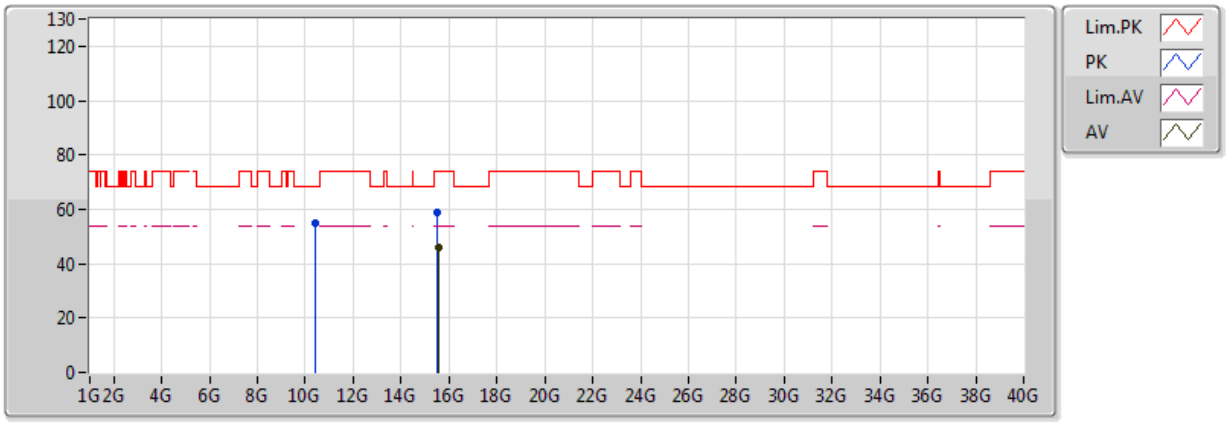

20170708
EUT Z_2TX
Setting 0B
01-M-01
FSP(100304)

Type	Freq(Hz)	Level(dBuV/m)	Limit(dBuV/m)	Margin(dB)	Factor(dB)	Dist(m)	Pol.(H/V)	Azimuth(°)	Height(m)	Comments
AV	15.55192G	46.17	54.00	-7.83	13.79	3	V	269	2.02	-
PK	10.38656G	54.97	68.20	-13.23	11.11	3	V	157	2.23	-
PK	15.53752G	58.69	74.00	-15.31	13.80	3	V	269	2.02	-

802.11ac VHT40_Nss1,(MCS0)_2TX

5190MHz_TX

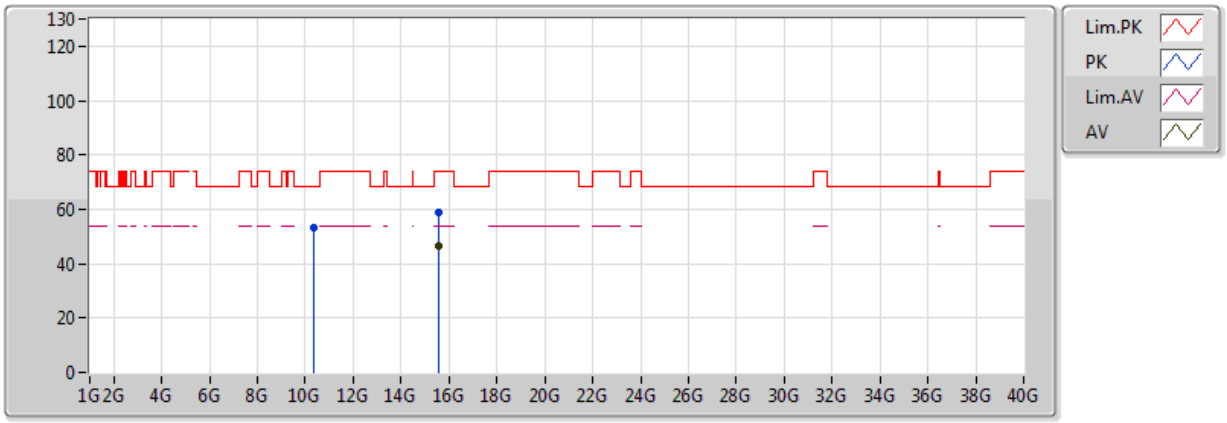

20170708
EUT Z_2TX
Setting 0B
01-M-01
FSP(100304)

Type	Freq(Hz)	Level(dBuV/m)	Limit(dBuV/m)	Margin(dB)	Factor(dB)	Dist(m)	Pol.(H/V)	Azimuth(°)	Height(m)	Comments
AV	15.5532G	46.45	54.00	-7.55	13.78	3	H	308	2.05	-
PK	10.37984G	53.41	68.20	-14.79	11.10	3	H	68	2.02	-
PK	15.55176G	59.09	74.00	-14.91	13.79	3	H	308	2.05	-

802.11ac VHT40_Nss1,(MCS0)_2TX

5230MHz_TX

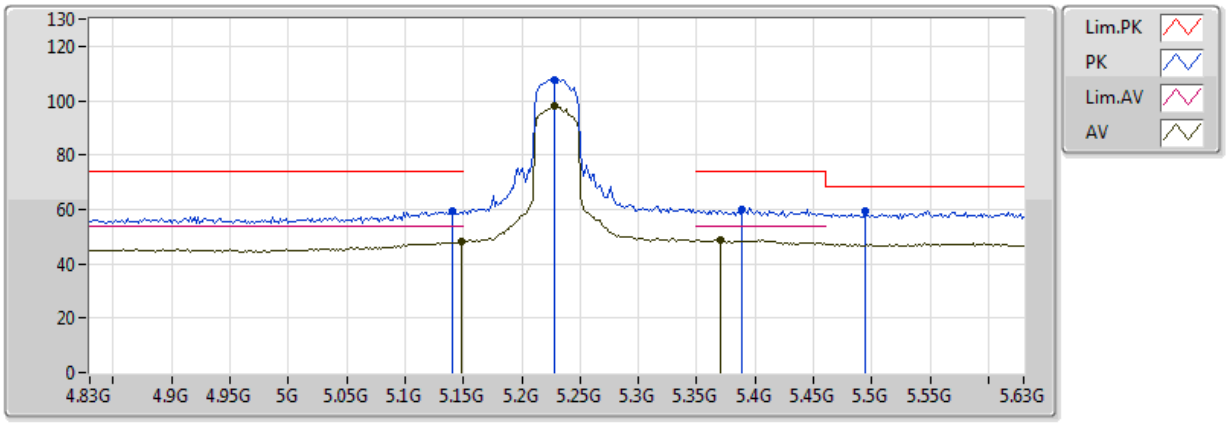

20170708
EUT Z_2TX
Setting 12
01-M-01-10
FSP(100304)

Type	Freq(Hz)	Level(dBuV/m)	Limit(dBuV/m)	Margin(dB)	Factor(dB)	Dist(m)	Pol.(H/V)	Azimuth(°)	Height(m)	Comments
AV	5.1484G	48.17	54.00	-5.83	4.27	3	V	199	1.21	-
AV	5.2284G	98.11	Inf	-Inf	4.44	3	V	199	1.21	-
AV	5.3708G	48.73	54.00	-5.27	4.72	3	V	199	1.21	-
PK	5.1404G	59.19	74.00	-14.81	4.25	3	V	199	1.21	-
PK	5.2284G	107.82	Inf	-Inf	4.44	3	V	199	1.21	-
PK	5.494G	59.36	68.20	-8.84	5.01	3	V	199	1.21	-
PK	5.3884G	60.15	74.00	-13.85	4.75	3	V	199	1.21	-

802.11ac VHT40_Nss1,(MCS0)_2TX

5230MHz_TX

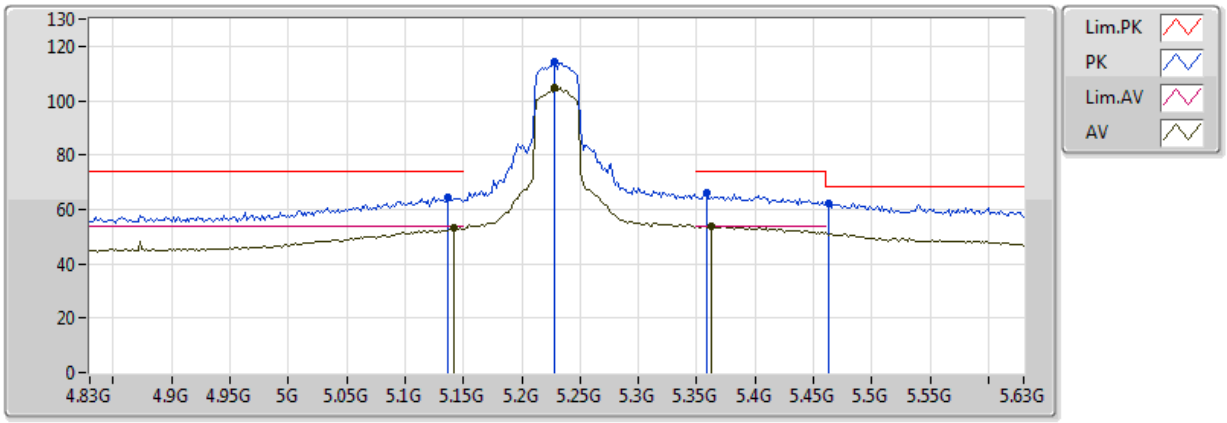

20170708
EUT Z_2TX
Setting 12
01-M-01-10
FSP(100304)

Type	Freq(Hz)	Level(dBuV/m)	Limit(dBuV/m)	Margin(dB)	Factor(dB)	Dist(m)	Pol.(H/V)	Azimuth(°)	Height(m)	Comments
AV	5.142G	53.47	54.00	-0.53	4.25	3	H	7	1.11	-
AV	5.2284G	104.54	Inf	-Inf	4.44	3	H	7	1.11	-
AV	5.3628G	53.88	54.00	-0.12	4.70	3	H	7	1.11	-
PK	5.1372G	64.69	74.00	-9.31	4.24	3	H	7	1.11	-
PK	5.2284G	114.21	Inf	-Inf	4.44	3	H	7	1.11	-
PK	5.4636G	62.10	68.20	-6.10	4.94	3	H	7	1.11	-
PK	5.358G	66.03	74.00	-7.97	4.69	3	H	7	1.11	-

802.11ac VHT40_Nss1,(MCS0)_2TX

5230MHz_TX

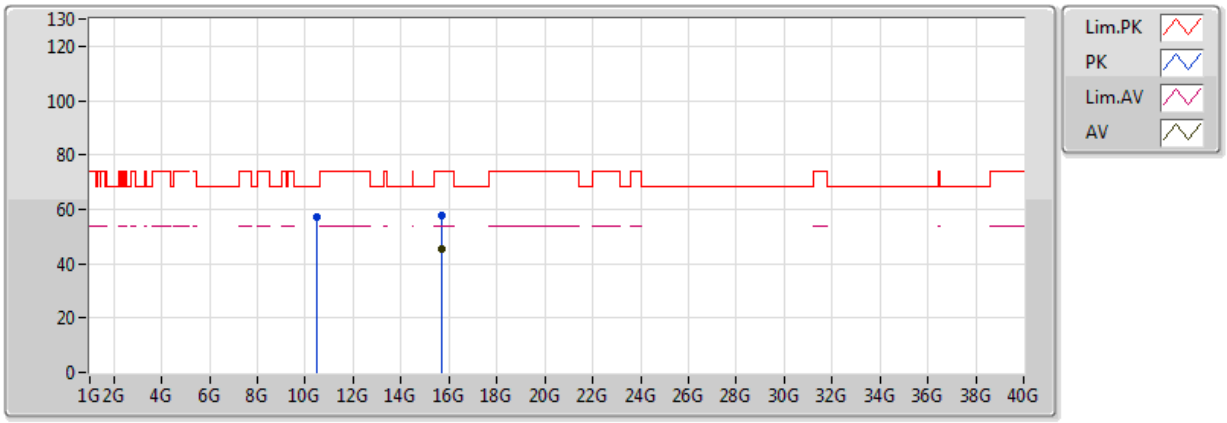

20170708
EUT Z_2TX
Setting 12
01-M-01
FSP(100304)

Type	Freq(Hz)	Level(dBuV/m)	Limit(dBuV/m)	Margin(dB)	Factor(dB)	Dist(m)	Pol.(H/V)	Azimuth(°)	Height(m)	Comments
AV	15.67176G	45.36	54.00	-8.64	13.64	3	V	137	1.69	-
PK	10.46064G	57.21	68.20	-10.99	11.19	3	V	4	1.01	-
PK	15.71752G	57.94	74.00	-16.06	13.58	3	V	137	1.69	-

802.11ac VHT40_Nss1,(MCS0)_2TX

5230MHz_TX

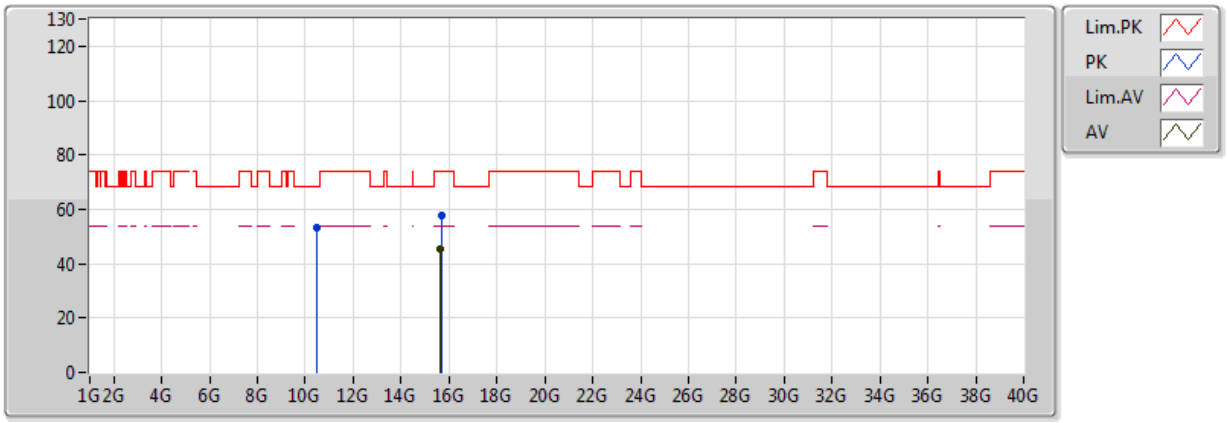

20170708
EUT Z_2TX
Setting 12
01-M-01
FSP(100304)

Type	Freq(Hz)	Level(dBuV/m)	Limit(dBuV/m)	Margin(dB)	Factor(dB)	Dist(m)	Pol.(H/V)	Azimuth(°)	Height(m)	Comments
AV	15.66376G	45.61	54.00	-8.39	13.65	3	H	148	1.64	-
PK	10.45952G	53.39	68.20	-14.81	11.19	3	H	88	1.45	-
PK	15.71128G	57.84	74.00	-16.16	13.59	3	H	148	1.64	-

802.11ac VHT40_Nss1,(MCS0)_2TX

5755MHz_TX

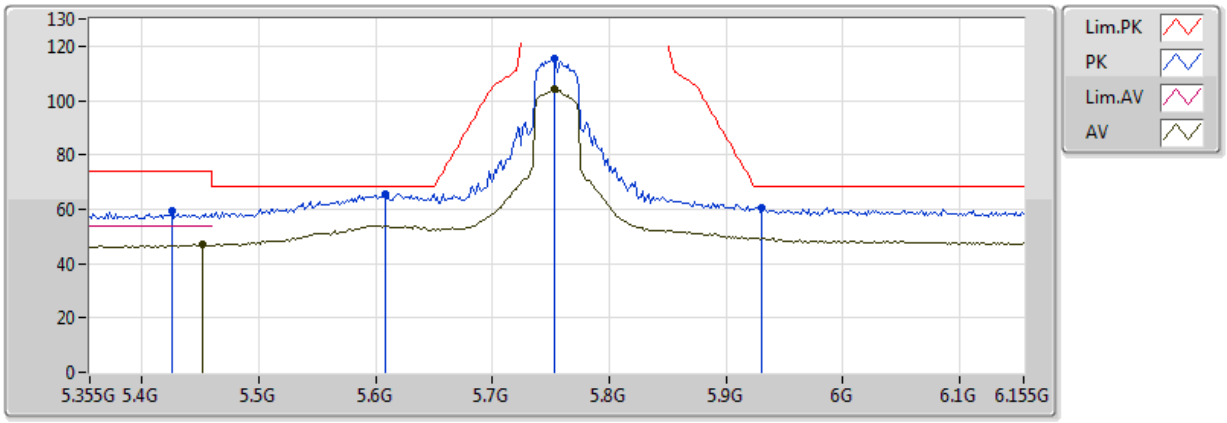

20170708
EUT Z_2TX
Setting 18
01-M-01-10
FSP(100304)

Type	Freq(Hz)	Level(dBuV/m)	Limit(dBuV/m)	Margin(dB)	Factor(dB)	Dist(m)	Pol.(H/V)	Azimuth(°)	Height(m)	Comments
AV	5.451G	46.84	54.00	-7.16	4.90	3	V	144	1.00	-
AV	5.7534G	104.12	Inf	-Inf	5.83	3	V	144	1.00	-
PK	5.6078G	65.81	68.20	-2.39	5.40	3	V	144	1.00	-
PK	5.7534G	115.50	Inf	-Inf	5.83	3	V	144	1.00	-
PK	5.931G	60.47	68.20	-7.73	6.46	3	V	144	1.00	-
PK	5.4254G	59.21	74.00	-14.79	4.84	3	V	144	1.00	-

802.11ac VHT40_Nss1,(MCS0)_2TX

5755MHz_TX

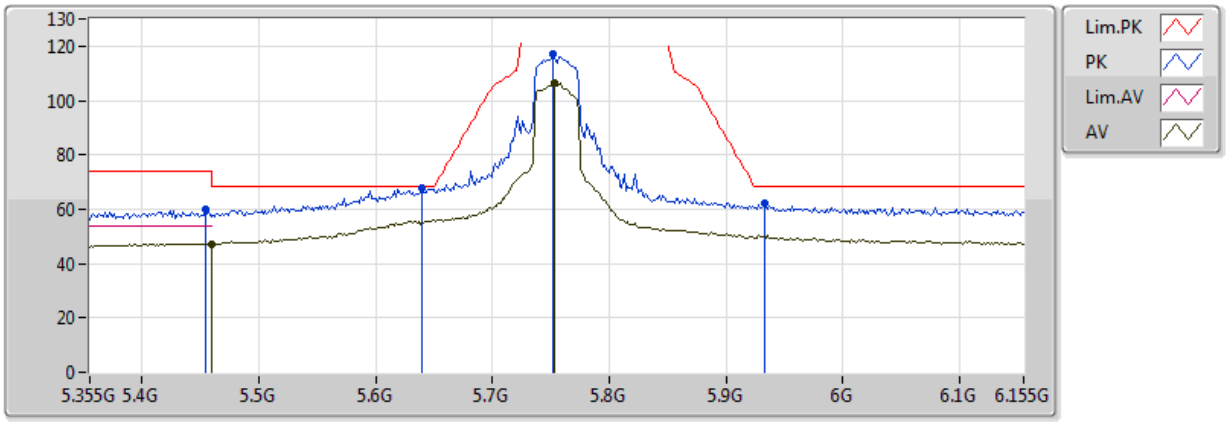

20170708
EUT Z_2TX
Setting 18
01-M-01-10
FSP(100304)

Type	Freq(Hz)	Level(dBuV/m)	Limit(dBuV/m)	Margin(dB)	Factor(dB)	Dist(m)	Pol.(H/V)	Azimuth(°)	Height(m)	Comments
AV	5.459G	47.30	54.00	-6.70	4.92	3	H	26	1.03	-
AV	5.7534G	106.52	Inf	-Inf	5.83	3	H	26	1.03	-
PK	5.6398G	67.69	68.20	-0.51	5.50	3	H	26	1.03	-
PK	5.7518G	117.16	Inf	-Inf	5.83	3	H	26	1.03	-
PK	5.9326G	62.42	68.20	-5.78	6.46	3	H	26	1.03	-
PK	5.4542G	60.03	74.00	-13.97	4.91	3	H	26	1.03	-

802.11ac VHT40_Nss1,(MCS0)_2TX

5755MHz_TX

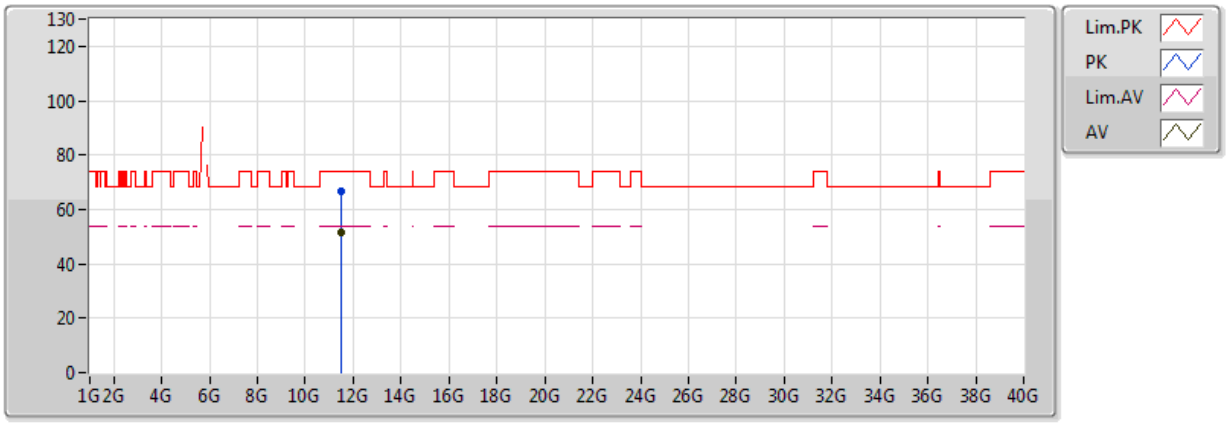

20170708
EUT Z_2TX
Setting 18
01-M-01
FSP(100304)

Type	Freq(Hz)	Level(dBuV/m)	Limit(dBuV/m)	Margin(dB)	Factor(dB)	Dist(m)	Pol.(H/V)	Azimuth(°)	Height(m)	Comments
AV	11.50664G	51.77	54.00	-2.23	12.05	3	V	289	1.03	-
PK	11.50872G	66.51	74.00	-7.49	12.05	3	V	289	1.03	-

802.11ac VHT40_Nss1,(MCS0)_2TX

5755MHz_TX

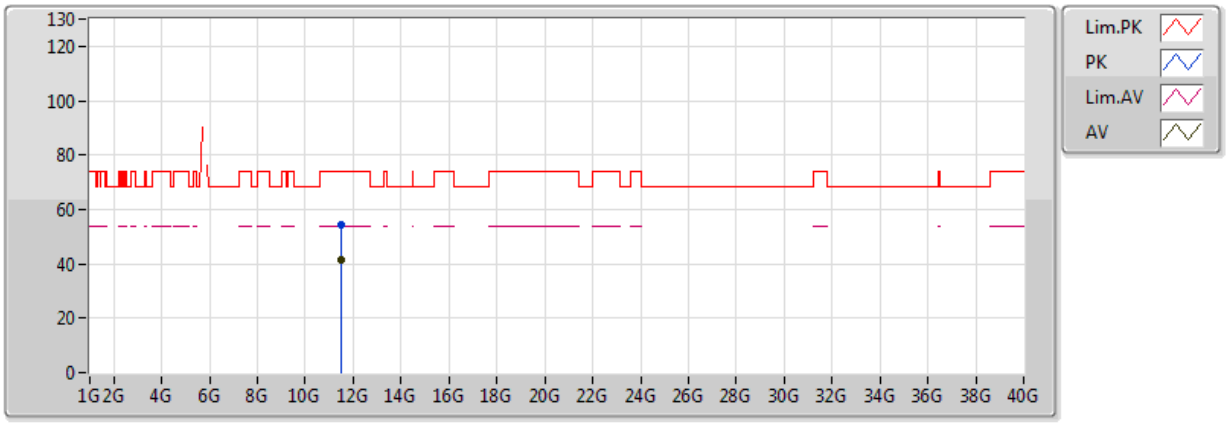

20170708
EUT Z_2TX
Setting 18
01-M-01
FSP(100304)

Type	Freq(Hz)	Level(dBuV/m)	Limit(dBuV/m)	Margin(dB)	Factor(dB)	Dist(m)	Pol.(H/V)	Azimuth(°)	Height(m)	Comments
AV	11.50104G	41.44	54.00	-12.56	12.05	3	H	330	1.55	-
PK	11.5068G	54.54	74.00	-19.46	12.05	3	H	330	1.55	-

802.11ac VHT40_Nss1,(MCS0)_2TX

5795MHz_TX

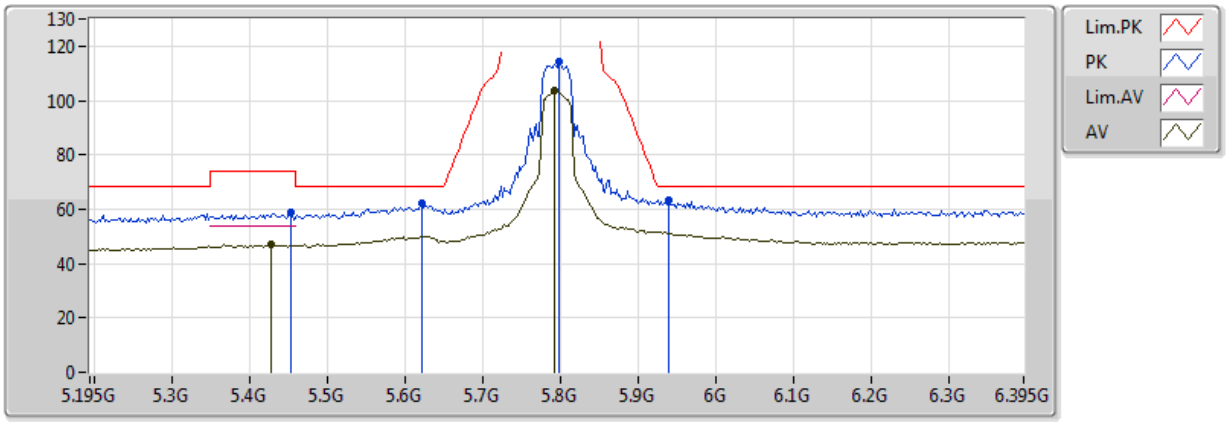

20170708
EUT Z_2TX
Setting 1B
01-M-01-10
FSP(100304)

Type	Freq(Hz)	Level(dBuV/m)	Limit(dBuV/m)	Margin(dB)	Factor(dB)	Dist(m)	Pol.(H/V)	Azimuth(°)	Height(m)	Comments
AV	5.4278G	47.28	54.00	-6.72	4.84	3	V	101	1.05	-
AV	5.7926G	103.61	Inf	-Inf	5.94	3	V	101	1.05	-
PK	5.6222G	62.21	68.20	-5.99	5.45	3	V	101	1.05	-
PK	5.7974G	114.12	Inf	-Inf	5.95	3	V	101	1.05	-
PK	5.939G	63.17	68.20	-5.03	6.49	3	V	101	1.05	-
PK	5.4542G	58.69	74.00	-15.31	4.91	3	V	101	1.05	-

802.11ac VHT40_Nss1,(MCS0)_2TX

5795MHz_TX

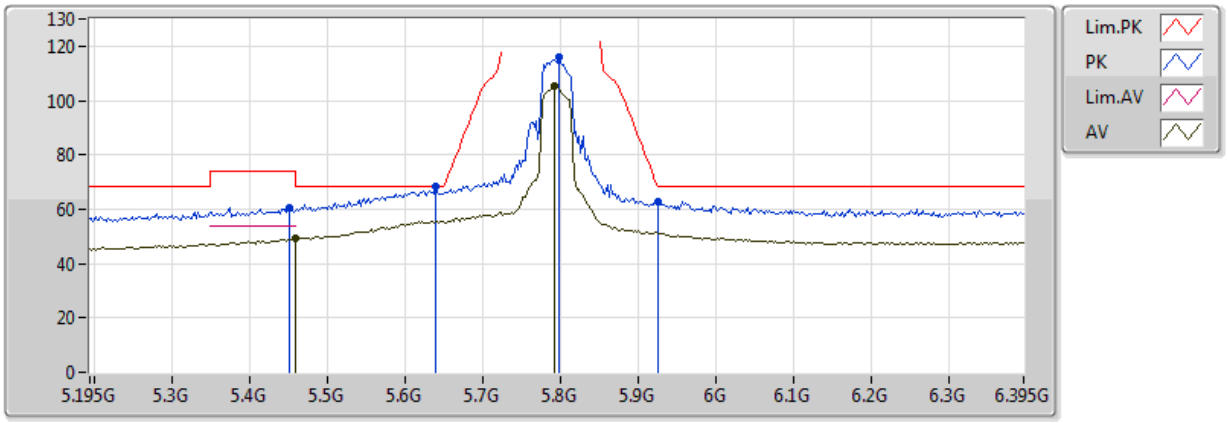

20170708
EUT Z_2TX
Setting 1B
01-M-01-10
FSP(100304)

Type	Freq(Hz)	Level(dBuV/m)	Limit(dBuV/m)	Margin(dB)	Factor(dB)	Dist(m)	Pol.(H/V)	Azimuth(°)	Height(m)	Comments
AV	5.459995G	49.53	54.00	-4.47	4.93	3	H	3	1.02	-
AV	5.7926G	105.11	Inf	-Inf	5.94	3	H	3	1.02	-
PK	5.639G	68.12	68.20	-0.08	5.50	3	H	3	1.02	-
PK	5.7974G	115.86	Inf	-Inf	5.95	3	H	3	1.02	-
PK	5.9246G	62.89	68.50	-5.61	6.43	3	H	3	1.02	-
PK	5.4518G	60.26	74.00	-13.74	4.90	3	H	3	1.02	-

802.11ac VHT40_Nss1,(MCS0)_2TX

5795MHz_TX

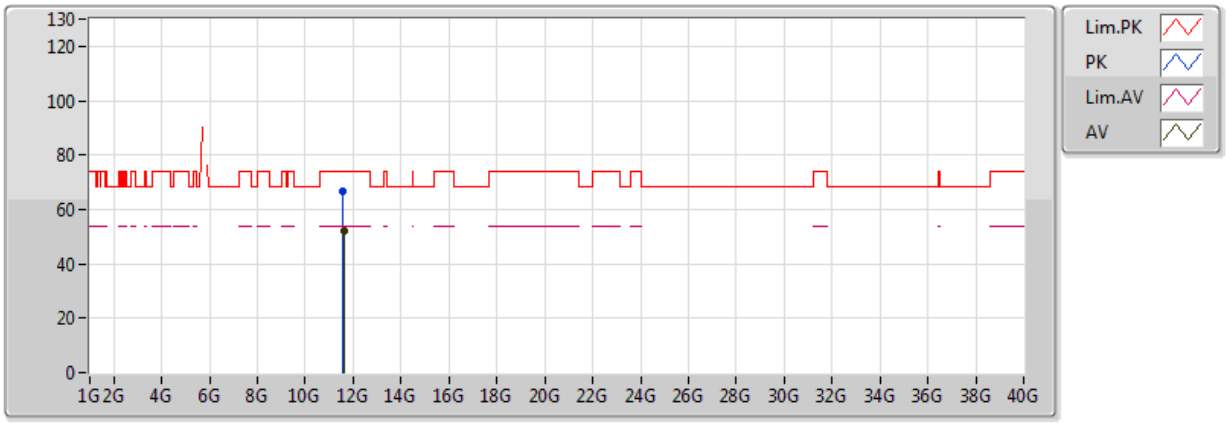

20170708
EUT Z_2TX
Setting 1B
01-M-01
FSP(100304)

Type	Freq(Hz)	Level(dBuV/m)	Limit(dBuV/m)	Margin(dB)	Factor(dB)	Dist(m)	Pol.(H/V)	Azimuth(°)	Height(m)	Comments
AV	11.59432G	52.17	54.00	-1.83	12.09	3	V	277	1.61	-
PK	11.58664G	66.55	74.00	-7.45	12.09	3	V	277	1.61	-

802.11ac VHT40_Nss1,(MCS0)_2TX

5795MHz_TX

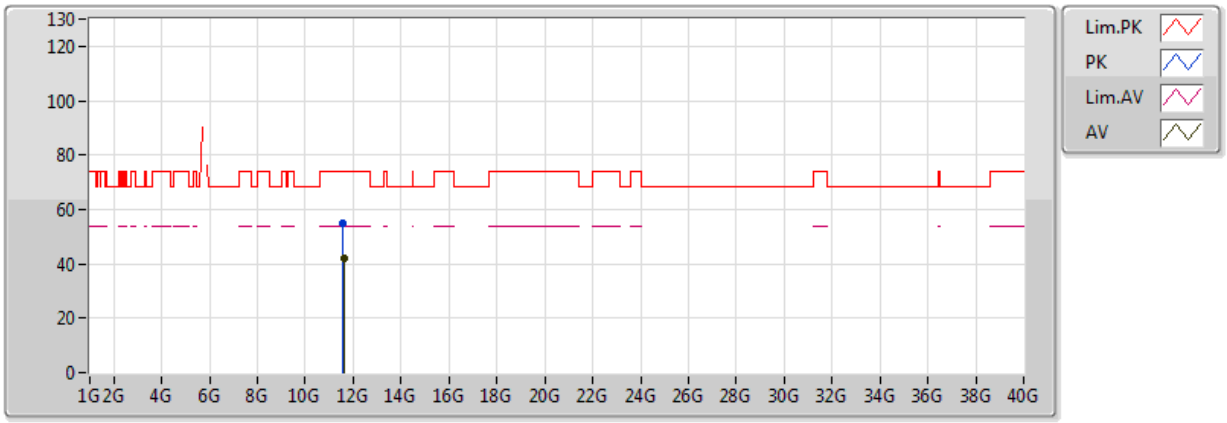

20170708
EUT Z_2TX
Setting 1B
01-M-01
FSP(100304)

Type	Freq(Hz)	Level(dBuV/m)	Limit(dBuV/m)	Margin(dB)	Factor(dB)	Dist(m)	Pol.(H/V)	Azimuth(°)	Height(m)	Comments
AV	11.5972G	41.88	54.00	-12.12	12.09	3	H	332	1.46	-
PK	11.58984G	54.90	74.00	-19.10	12.09	3	H	332	1.46	-

802.11ac VHT80_Nss1,(MCS0)_2TX

5210MHz_TX

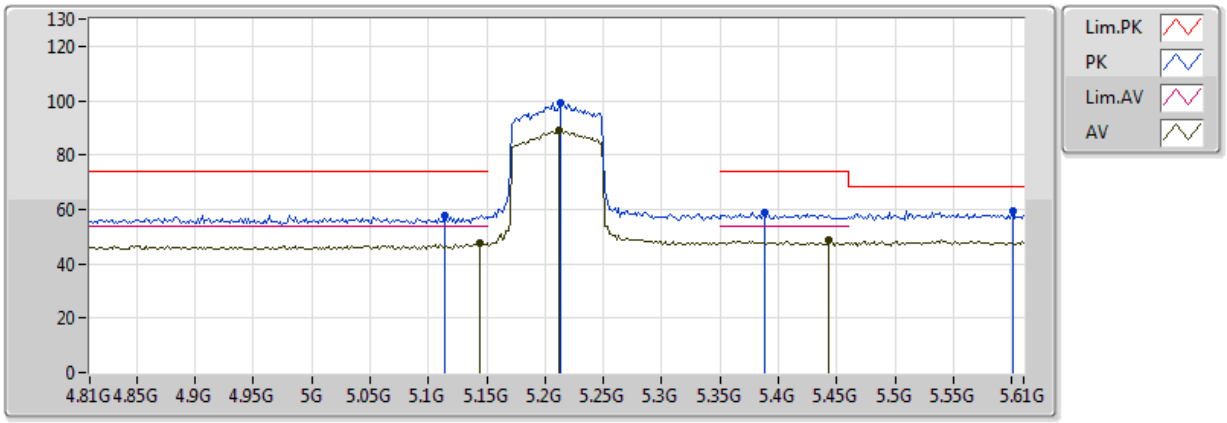

20170708
EUT Z_2TX
Setting 04
01-M-01-10
FSP(100304)

Type	Freq(Hz)	Level(dBuV/m)	Limit(dBuV/m)	Margin(dB)	Factor(dB)	Dist(m)	Pol.(H/V)	Azimuth(°)	Height(m)	Comments
AV	5.1444G	47.36	54.00	-6.64	4.26	3	V	205	1.49	-
AV	5.2116G	89.30	Inf	-Inf	4.40	3	V	205	1.49	-
AV	5.4436G	48.84	54.00	-5.16	4.88	3	V	205	1.49	-
PK	5.114G	57.85	74.00	-16.15	4.19	3	V	205	1.49	-
PK	5.2132G	99.36	Inf	-Inf	4.41	3	V	205	1.49	-
PK	5.6004G	59.47	68.20	-8.73	5.38	3	V	205	1.49	-
PK	5.3876G	58.96	74.00	-15.04	4.75	3	V	205	1.49	-

802.11ac VHT80_Nss1,(MCS0)_2TX

5210MHz_TX

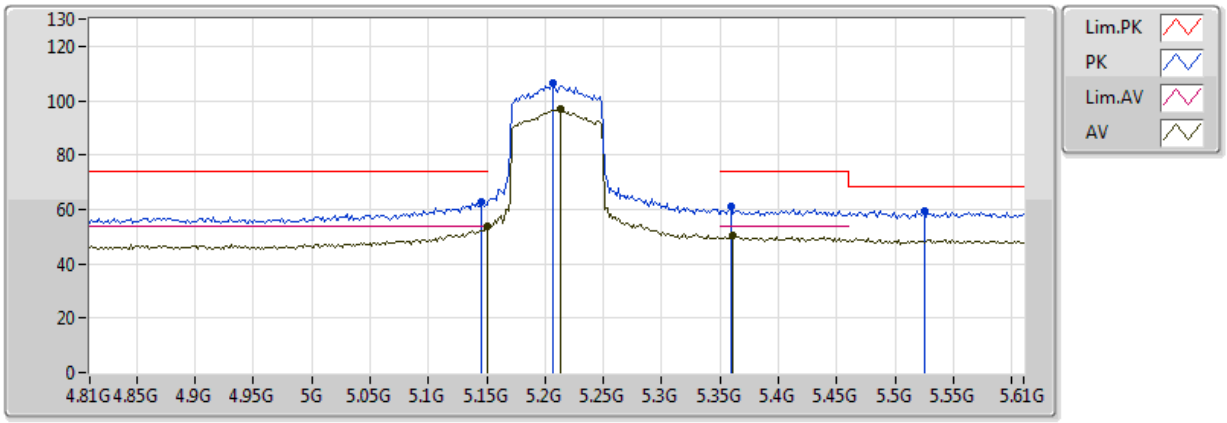

20170708
EUT Z_2TX
Setting 04
01-M-01-10
FSP(100304)

Type	Freq(Hz)	Level(dBuV/m)	Limit(dBuV/m)	Margin(dB)	Factor(dB)	Dist(m)	Pol.(H/V)	Azimuth(°)	Height(m)	Comments
AV	5.149995G	53.58	54.00	-0.42	4.27	3	H	12	1.00	-
AV	5.2132G	96.67	Inf	-Inf	4.41	3	H	12	1.00	-
AV	5.3604G	50.19	54.00	-3.81	4.70	3	H	12	1.00	-
PK	5.146G	62.87	74.00	-11.13	4.26	3	H	12	1.00	-
PK	5.2068G	106.71	Inf	-Inf	4.39	3	H	12	1.00	-
PK	5.5252G	59.31	68.20	-8.89	5.12	3	H	12	1.00	-
PK	5.3588G	60.91	74.00	-13.09	4.70	3	H	12	1.00	-

802.11ac VHT80_Nss1,(MCS0)_2TX

5210MHz_TX

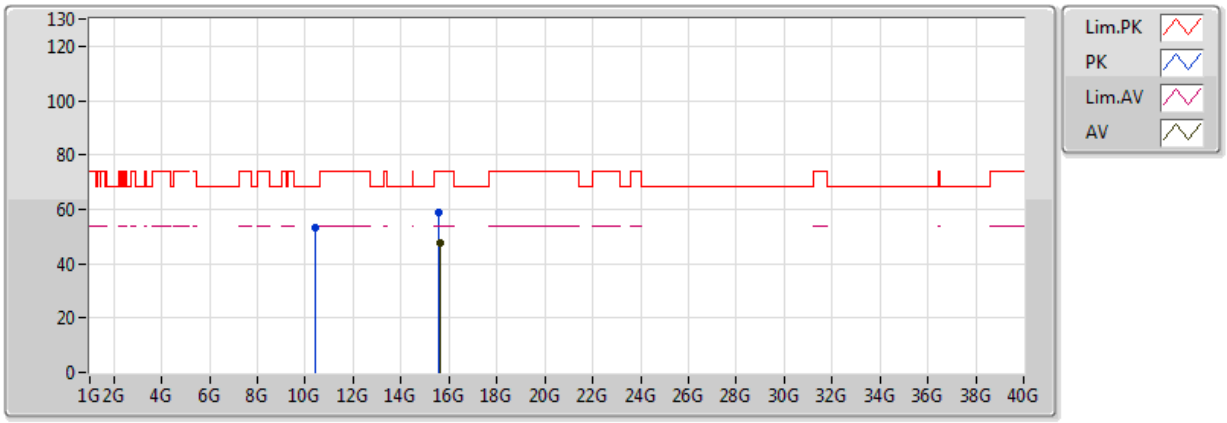

20170708
EUT Z_2TX
Setting 04
01-M-01
FSP(100304)

Type	Freq(Hz)	Level(dBuV/m)	Limit(dBuV/m)	Margin(dB)	Factor(dB)	Dist(m)	Pol.(H/V)	Azimuth(°)	Height(m)	Comments
AV	15.61608G	47.62	54.00	-6.38	13.71	3	V	22	1.51	-
PK	10.39248G	53.51	68.20	-14.69	11.11	3	V	275	1.59	-
PK	15.5924G	58.76	74.00	-15.24	13.74	3	V	22	1.51	-

802.11ac VHT80_Nss1,(MCS0)_2TX

5210MHz_TX

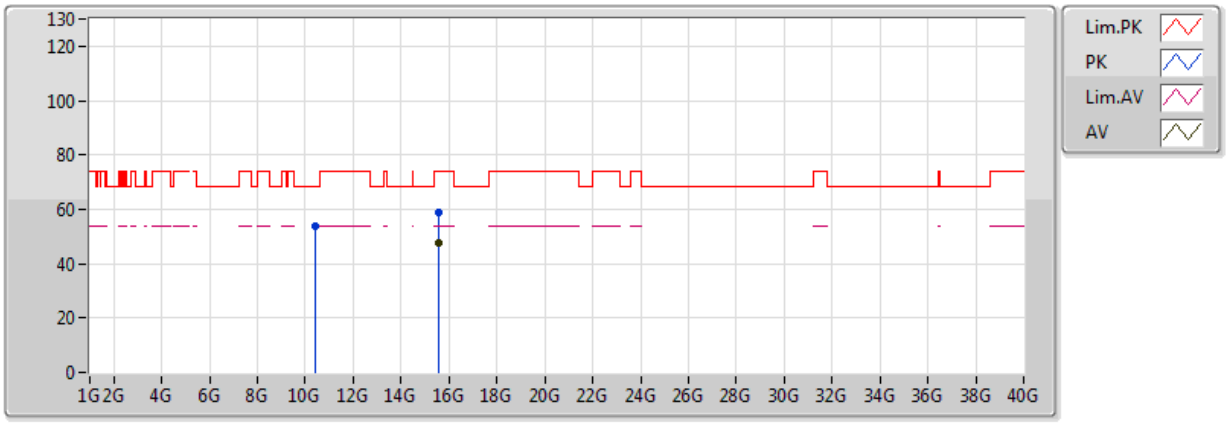

20170708
EUT Z_2TX
Setting 04
01-M-01
FSP(100304)

Type	Freq(Hz)	Level(dBuV/m)	Limit(dBuV/m)	Margin(dB)	Factor(dB)	Dist(m)	Pol.(H/V)	Azimuth(°)	Height(m)	Comments
AV	15.59096G	47.37	54.00	-6.63	13.74	3	H	96	1.51	-
PK	10.40992G	53.68	68.20	-14.52	11.13	3	H	43	1.74	-
PK	15.59624G	58.77	74.00	-15.23	13.73	3	H	96	1.51	-

802.11ac VHT80_Nss1,(MCS0)_2TX

5775MHz_TX

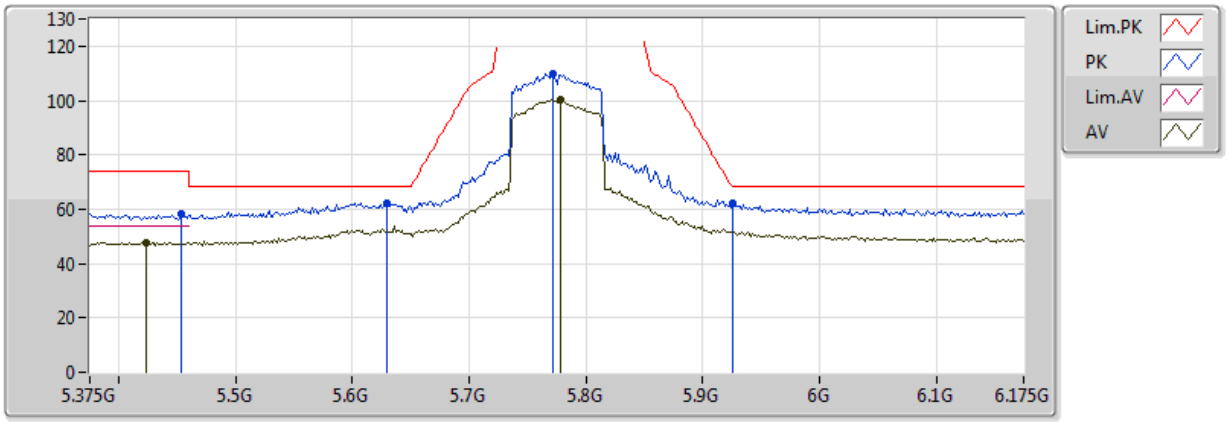

20170708
EUT Z_2TX
Setting 14
01-M-01-10
FSP(100304)

Type	Freq(Hz)	Level(dBuV/m)	Limit(dBuV/m)	Margin(dB)	Factor(dB)	Dist(m)	Pol.(H/V)	Azimuth(°)	Height(m)	Comments
AV	5.423G	47.79	54.00	-6.21	4.83	3	V	96	1.14	-
AV	5.7782G	100.48	Inf	-Inf	5.90	3	V	96	1.14	-
PK	5.6294G	62.29	68.20	-5.91	5.47	3	V	96	1.14	-
PK	5.7718G	109.82	Inf	-Inf	5.88	3	V	96	1.14	-
PK	5.9254G	62.37	68.20	-5.83	6.44	3	V	96	1.14	-
PK	5.4534G	58.30	74.00	-15.70	4.91	3	V	96	1.14	-

802.11ac VHT80_Nss1,(MCS0)_2TX

5775MHz_TX

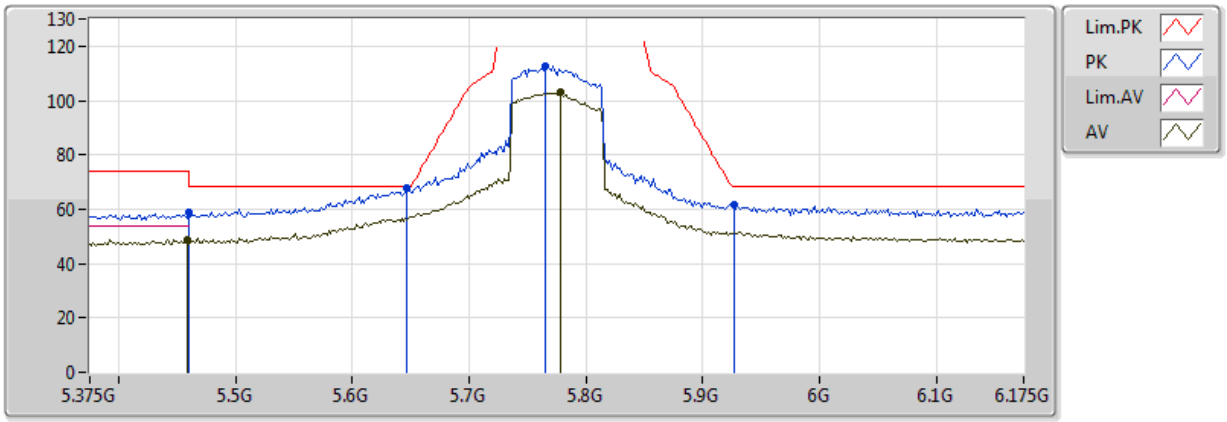

20170708
EUT Z_2TX
Setting 14
01-M-01-10
FSP(100304)

Type	Freq(Hz)	Level(dBuV/m)	Limit(dBuV/m)	Margin(dB)	Factor(dB)	Dist(m)	Pol.(H/V)	Azimuth(°)	Height(m)	Comments
AV	5.4582G	48.91	54.00	-5.09	4.92	3	H	25	1.02	-
AV	5.7782G	103.23	Inf	-Inf	5.90	3	H	25	1.02	-
PK	5.647G	67.79	68.20	-0.41	5.52	3	H	25	1.02	-
PK	5.7654G	112.82	Inf	-Inf	5.86	3	H	25	1.02	-
PK	5.927G	61.38	68.20	-6.82	6.44	3	H	25	1.02	-
PK	5.4598G	58.77	74.00	-15.23	4.93	3	H	25	1.02	-

802.11ac VHT80_Nss1,(MCS0)_2TX

5775MHz_TX

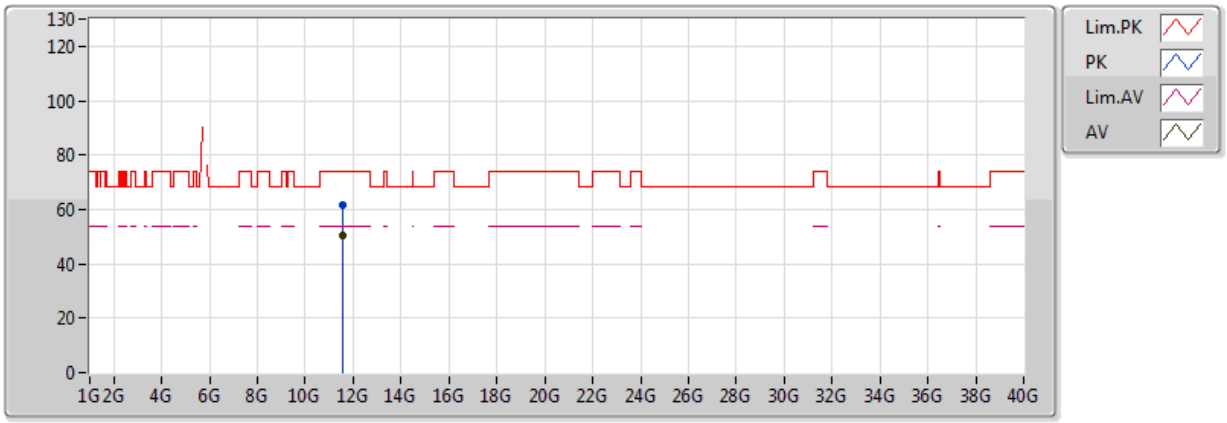

20170708
EUT Z_2TX
Setting 14
01-M-01
FSP(100304)

Type	Freq(Hz)	Level(dBuV/m)	Limit(dBuV/m)	Margin(dB)	Factor(dB)	Dist(m)	Pol.(H/V)	Azimuth(°)	Height(m)	Comments
AV	11.56904G	50.47	54.00	-3.53	12.08	3	V	347	1.09	-
PK	11.56632G	61.64	74.00	-12.36	12.08	3	V	347	1.09	-

802.11ac VHT80_Nss1,(MCS0)_2TX

5775MHz_TX

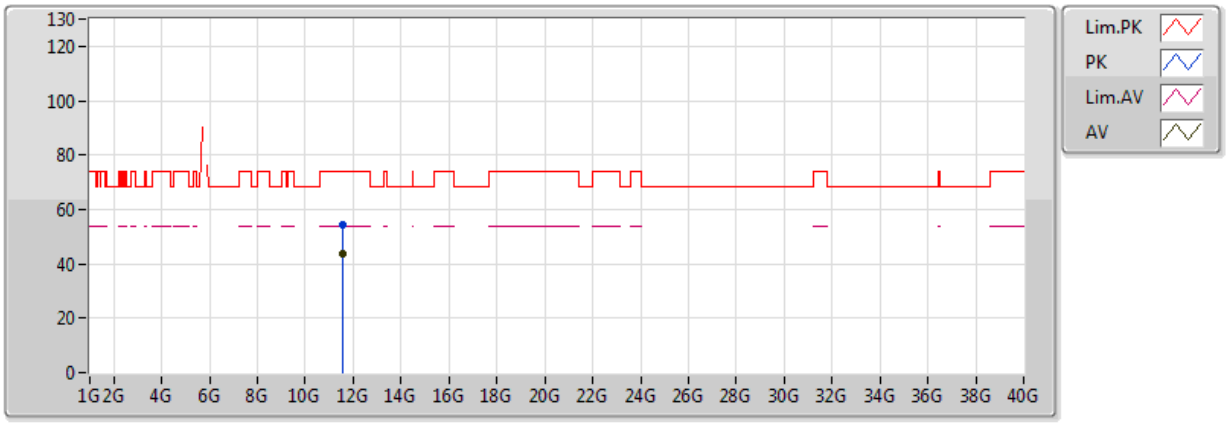

20170708
EUT Z_2TX
Setting 14
01-M-01
FSP(100304)

Type	Freq(Hz)	Level(dBuV/m)	Limit(dBuV/m)	Margin(dB)	Factor(dB)	Dist(m)	Pol.(H/V)	Azimuth(°)	Height(m)	Comments
AV	11.56888G	43.95	54.00	-10.05	12.08	3	H	334	2.13	-
PK	11.56888G	54.54	74.00	-19.46	12.08	3	H	334	2.13	-

802.11ac VHT20-BF_Nss1,(MCS0)_2TX

5180MHz_TX

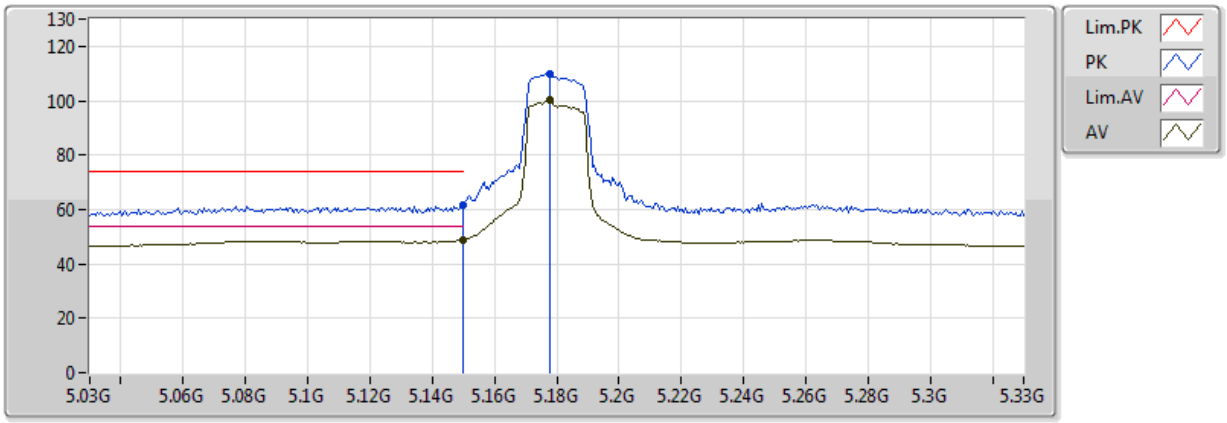

20170710
EUT Z_2TX
Setting 13
04-J-5-10
FSP(100304)

Type	Freq(Hz)	Level(dBuV/m)	Limit(dBuV/m)	Margin(dB)	Factor(dB)	Dist(m)	Pol.(H/V)	Azimuth(°)	Height(m)	Comments
AV	5.149995G	48.92	54.00	-5.08	5.31	3	V	274	2.48	-
AV	5.1776G	100.03	Inf	-Inf	5.41	3	V	274	2.48	-
PK	5.149995G	61.57	74.00	-12.43	5.31	3	V	274	2.48	-
PK	5.1776G	109.99	Inf	-Inf	5.41	3	V	274	2.48	-

802.11ac VHT20-BF_Nss1,(MCS0)_2TX

5180MHz_TX

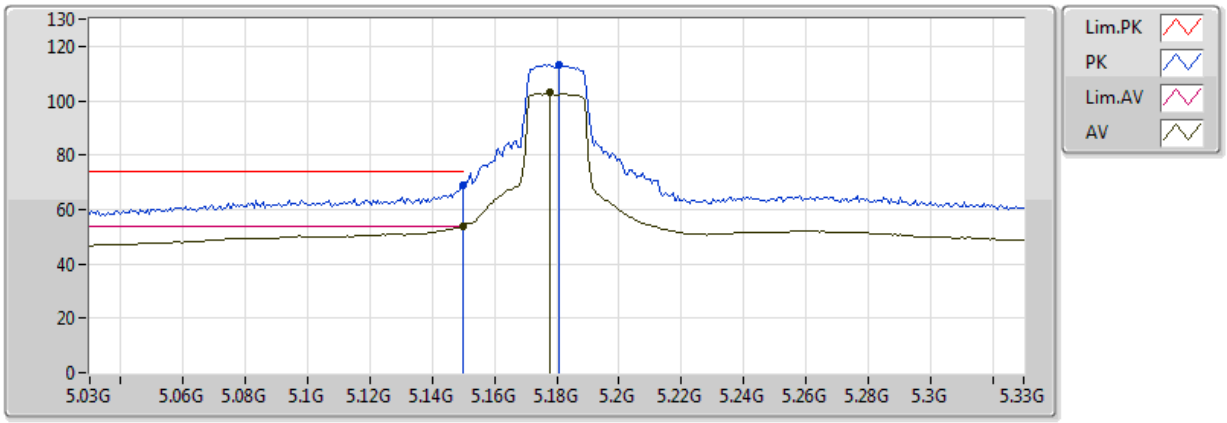

20170710
EUT Z_2TX
Setting 13
04-J-5-10
FSP(100304)

Type	Freq(Hz)	Level(dBuV/m)	Limit(dBuV/m)	Margin(dB)	Factor(dB)	Dist(m)	Pol.(H/V)	Azimuth(°)	Height(m)	Comments
AV	5.149995G	53.99	54.00	-0.01	5.31	3	H	92	1.07	-
AV	5.1776G	103.05	Inf	-Inf	5.41	3	H	92	1.07	-
PK	5.149995G	69.09	74.00	-4.91	5.31	3	H	92	1.07	-
PK	5.1806G	113.41	Inf	-Inf	5.42	3	H	92	1.07	-

802.11ac VHT20-BF_Nss1,(MCS0)_2TX

5180MHz_TX

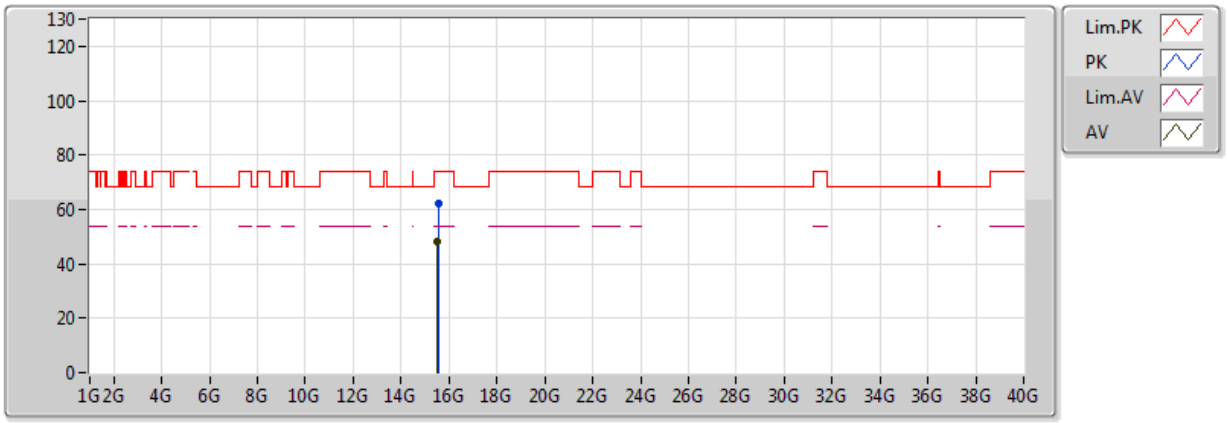

20170710
EUT Z_2TX
Setting 13
04-J-5
FSP(100304)

Type	Freq(Hz)	Level(dBuV/m)	Limit(dBuV/m)	Margin(dB)	Factor(dB)	Dist(m)	Pol.(H/V)	Azimuth(°)	Height(m)	Comments
AV	15.52632G	48.41	54.00	-5.59	17.79	3	V	271	1.16	-
PK	15.54612G	62.32	74.00	-11.68	17.80	3	V	271	1.16	-

802.11ac VHT20-BF_Nss1,(MCS0)_2TX

5180MHz_TX

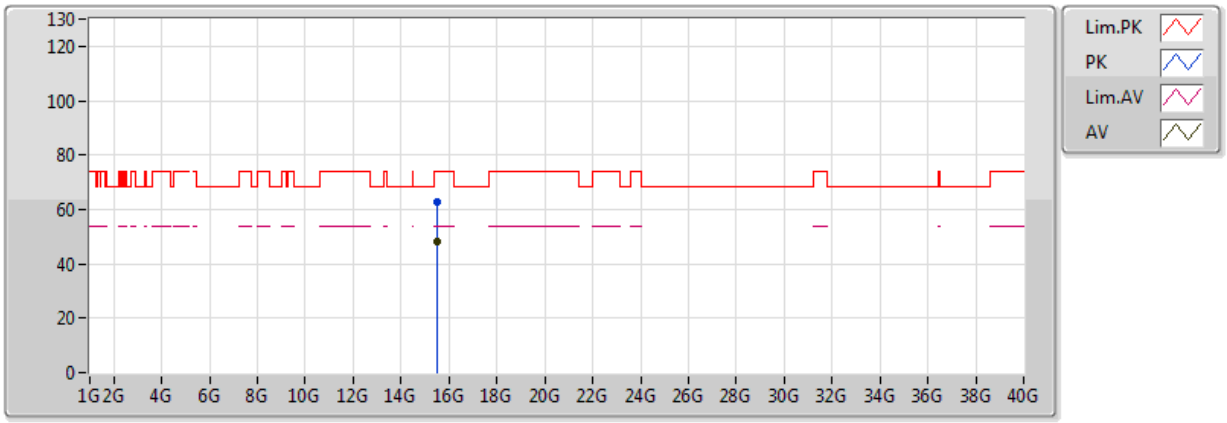

20170710
EUT Z_2TX
Setting 13
04-J-5
FSP(100304)

Type	Freq(Hz)	Level(dBuV/m)	Limit(dBuV/m)	Margin(dB)	Factor(dB)	Dist(m)	Pol.(H/V)	Azimuth(°)	Height(m)	Comments
AV	15.525G	48.37	54.00	-5.63	17.79	3	H	231	1.76	-
PK	15.53664G	62.73	74.00	-11.27	17.79	3	H	231	1.76	-

802.11ac VHT20-BF_Nss1,(MCS0)_2TX

5200MHz_TX

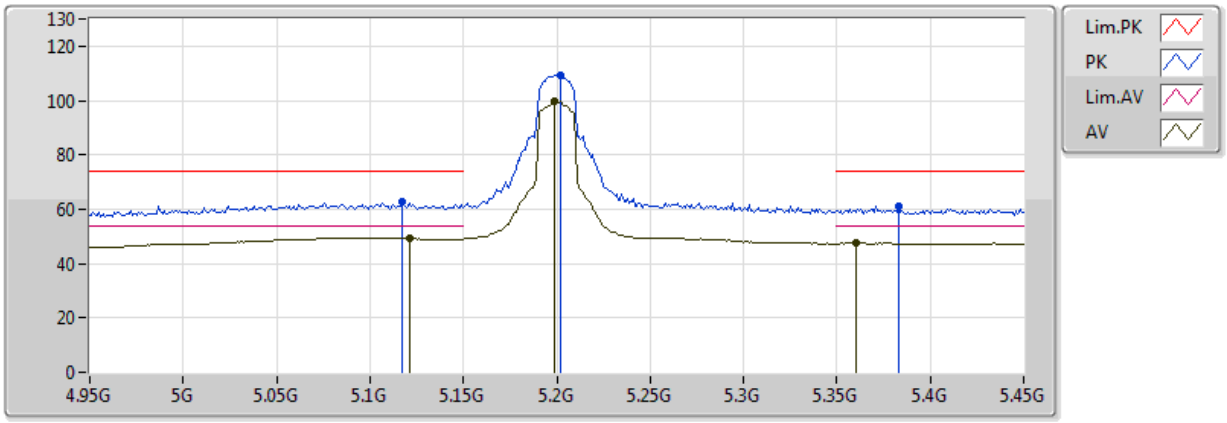

20170710
EUT Z_2TX
Setting 26
04-J-5-10
FSP(100304)

Type	Freq(Hz)	Level(dBuV/m)	Limit(dBuV/m)	Margin(dB)	Factor(dB)	Dist(m)	Pol.(H/V)	Azimuth(°)	Height(m)	Comments
AV	5.121G	49.49	54.00	-4.51	5.21	3	V	270	2.52	-
AV	5.199G	99.50	Inf	-Inf	5.49	3	V	270	2.52	-
AV	5.36G	47.58	54.00	-6.42	5.66	3	V	270	2.52	-
PK	5.117G	62.80	74.00	-11.20	5.20	3	V	270	2.52	-
PK	5.202G	109.36	Inf	-Inf	5.49	3	V	270	2.52	-
PK	5.383G	61.23	74.00	-12.77	5.68	3	V	270	2.52	-

802.11ac VHT20-BF_Nss1,(MCS0)_2TX

5200MHz_TX

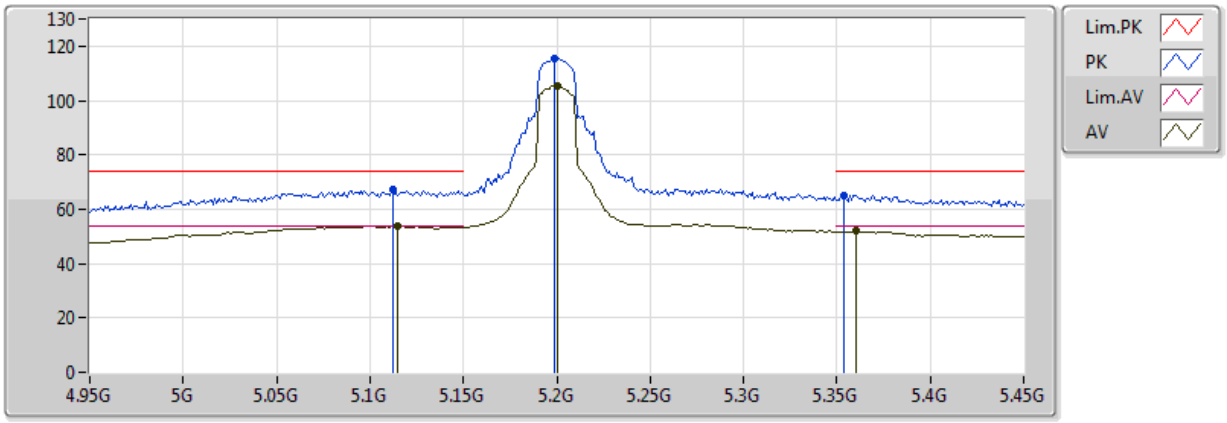

20170710
EUT Z_2TX
Setting 26
04-J-5-10
FSP(100304)

Type	Freq(Hz)	Level(dBuV/m)	Limit(dBuV/m)	Margin(dB)	Factor(dB)	Dist(m)	Pol.(H/V)	Azimuth(°)	Height(m)	Comments
AV	5.115G	53.90	54.00	-0.10	5.19	3	H	356	1.05	-
AV	5.2G	105.53	Inf	-Inf	5.49	3	H	356	1.05	-
AV	5.36G	51.93	54.00	-2.07	5.66	3	H	356	1.05	-
PK	5.112G	67.22	74.00	-6.78	5.18	3	H	356	1.05	-
PK	5.199G	115.52	Inf	-Inf	5.49	3	H	356	1.05	-
PK	5.354G	65.02	74.00	-8.98	5.65	3	H	356	1.05	-

802.11ac VHT20-BF_Nss1,(MCS0)_2TX

5200MHz_TX

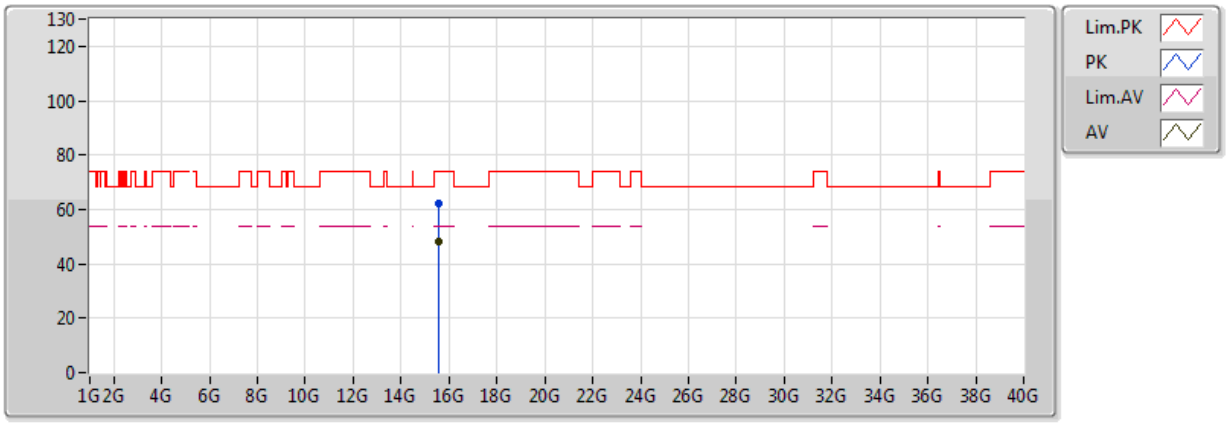

20170710
EUT Z_2TX
Setting 26
04-J-5
FSP(100304)

Type	Freq(Hz)	Level(dBuV/m)	Limit(dBuV/m)	Margin(dB)	Factor(dB)	Dist(m)	Pol.(H/V)	Azimuth(°)	Height(m)	Comments
AV	15.5856G	48.24	54.00	-5.76	17.83	3	V	340	2.28	-
PK	15.58638G	62.24	74.00	-11.76	17.83	3	V	340	2.28	-

802.11ac VHT20-BF_Nss1,(MCS0)_2TX

5200MHz_TX

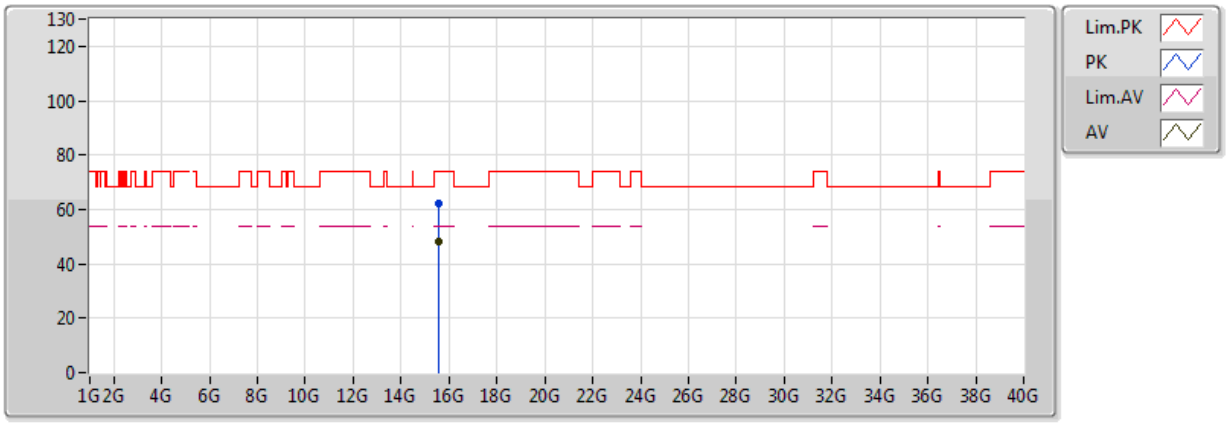

20170710
EUT Z_2TX
Setting 26
04-J-5
FSP(100304)

Type	Freq(Hz)	Level(dBuV/m)	Limit(dBuV/m)	Margin(dB)	Factor(dB)	Dist(m)	Pol.(H/V)	Azimuth(°)	Height(m)	Comments
AV	15.58848G	48.25	54.00	-5.75	17.84	3	H	272	1.39	-
PK	15.58542G	62.46	74.00	-11.54	17.83	3	H	272	1.39	-

802.11ac VHT20-BF_Nss1,(MCS0)_2TX

5240MHz_TX

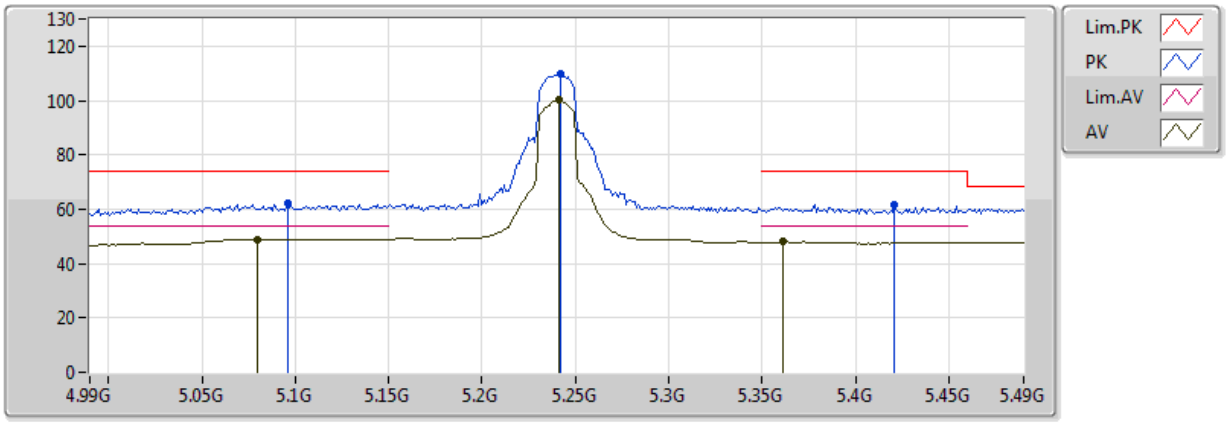

20170710
EUT Z_2TX
Setting 26
04-J-5-10
FSP(100304)

Type	Freq(Hz)	Level(dBuV/m)	Limit(dBuV/m)	Margin(dB)	Factor(dB)	Dist(m)	Pol.(H/V)	Azimuth(°)	Height(m)	Comments
AV	5.08G	48.92	54.00	-5.08	5.06	3	V	272	2.62	-
AV	5.241G	100.16	Inf	-Inf	5.54	3	V	272	2.62	-
AV	5.361G	48.00	54.00	-6.00	5.66	3	V	272	2.62	-
PK	5.096G	62.18	74.00	-11.82	5.12	3	V	272	2.62	-
PK	5.242G	109.88	Inf	-Inf	5.54	3	V	272	2.62	-
PK	5.421G	61.87	74.00	-12.13	5.80	3	V	272	2.62	-

802.11ac VHT20-BF_Nss1,(MCS0)_2TX

5240MHz_TX

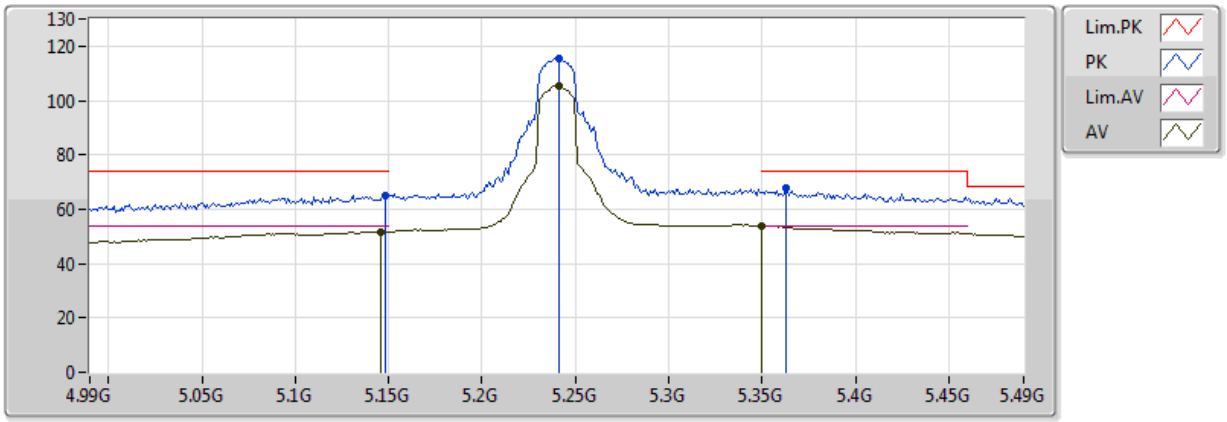

20170710
EUT Z_2TX
Setting 26
04-J-5-10
FSP(100304)

Type	Freq(Hz)	Level(dBuV/m)	Limit(dBuV/m)	Margin(dB)	Factor(dB)	Dist(m)	Pol.(H/V)	Azimuth(°)	Height(m)	Comments
AV	5.146G	51.78	54.00	-2.22	5.30	3	H	13	1.02	-
AV	5.241G	105.57	Inf	-Inf	5.54	3	H	13	1.02	-
AV	5.350005G	53.95	54.00	-0.05	5.65	3	H	13	1.02	-
PK	5.148G	64.77	74.00	-9.23	5.31	3	H	13	1.02	-
PK	5.241G	115.49	Inf	-Inf	5.54	3	H	13	1.02	-
PK	5.363G	67.65	74.00	-6.35	5.66	3	H	13	1.02	-

802.11ac VHT20-BF_Nss1,(MCS0)_2TX

5240MHz_TX

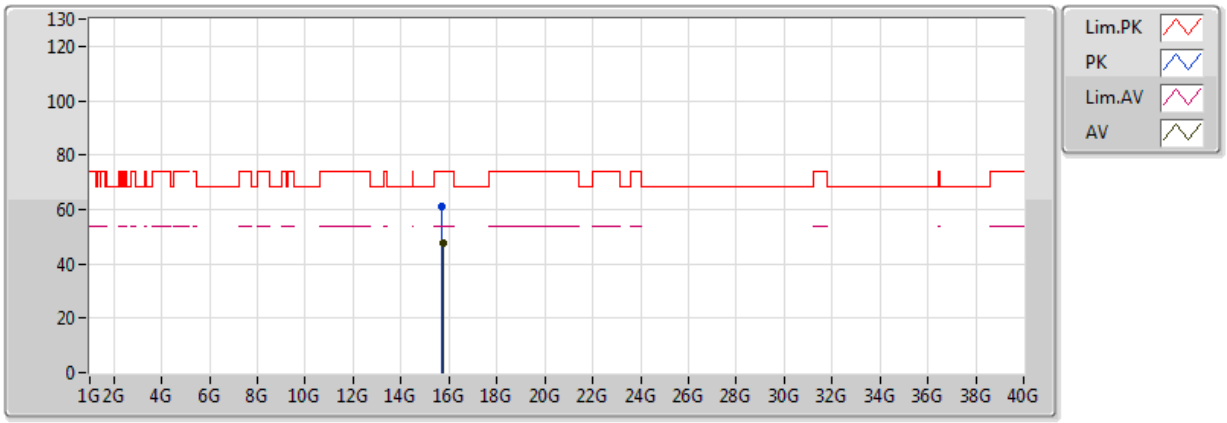

20170710
EUT Z_2TX
Setting 26
04-J-5
FSP(100304)

Type	Freq(Hz)	Level(dBuV/m)	Limit(dBuV/m)	Margin(dB)	Factor(dB)	Dist(m)	Pol.(H/V)	Azimuth(°)	Height(m)	Comments
AV	15.73368G	47.49	54.00	-6.51	17.95	3	V	189	2.10	-
PK	15.72324G	61.05	74.00	-12.95	17.95	3	V	189	2.10	-

802.11ac VHT20-BF_Nss1,(MCS0)_2TX

5240MHz_TX

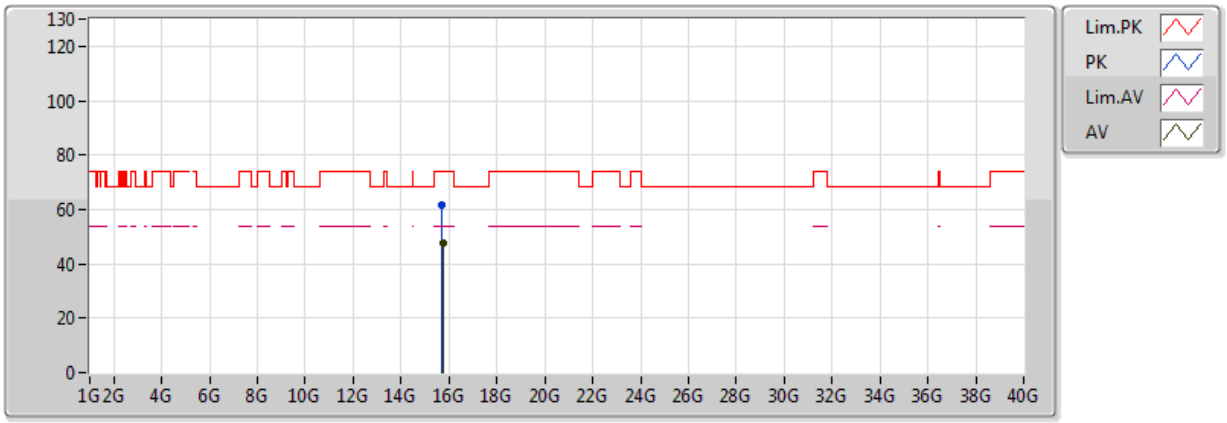

20170710
EUT Z_2TX
Setting 26
04-J-5
FSP(100304)

Type	Freq(Hz)	Level(dBuV/m)	Limit(dBuV/m)	Margin(dB)	Factor(dB)	Dist(m)	Pol.(H/V)	Azimuth(°)	Height(m)	Comments
AV	15.73098G	47.48	54.00	-6.52	17.95	3	H	4	2.03	-
PK	15.71088G	61.49	74.00	-12.51	17.94	3	H	4	2.03	-

802.11ac VHT20-BF_Nss1,(MCS0)_2TX

5745MHz_TX

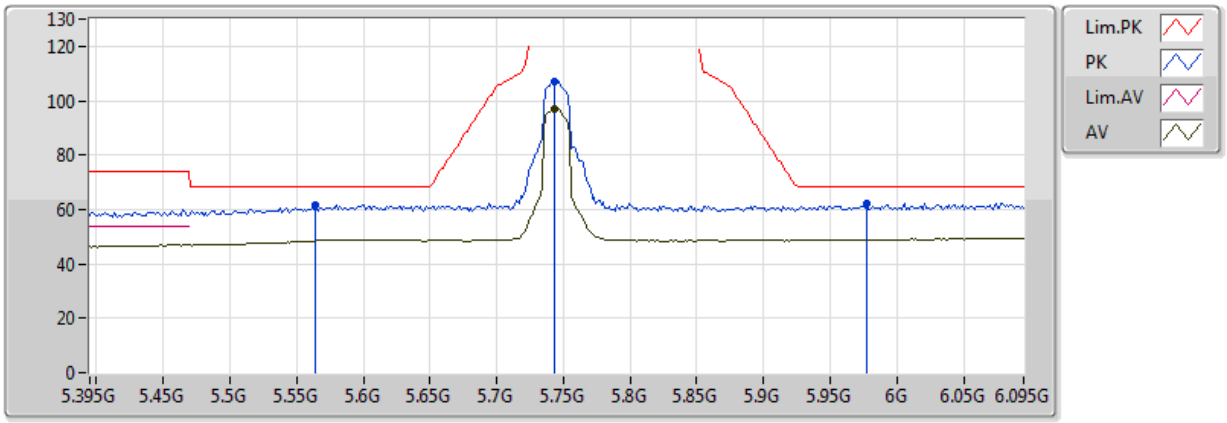

20170710
EUT Z_2TX
Setting 28
04-J-5-10
FSP(100304)

Type	Freq(Hz)	Level(dBuV/m)	Limit(dBuV/m)	Margin(dB)	Factor(dB)	Dist(m)	Pol.(H/V)	Azimuth(°)	Height(m)	Comments
AV	5.7436G	97.19	Inf	-Inf	7.06	3	V	253	1.22	-
PK	5.5644G	61.90	68.20	-6.30	6.56	3	V	253	1.22	-
PK	5.7436G	107.17	Inf	-Inf	7.06	3	V	253	1.22	-
PK	5.9774G	62.18	68.20	-6.02	8.33	3	V	253	1.22	-

802.11ac VHT20-BF_Nss1,(MCS0)_2TX

5745MHz_TX

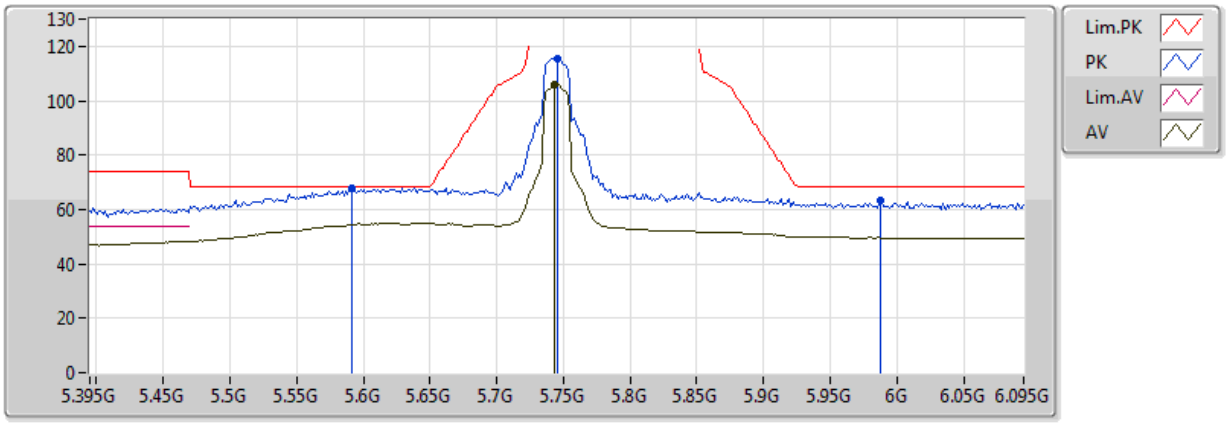

20170710
EUT Z_2TX
Setting 28
04-J-5-10
FSP(100304)

Type	Freq(Hz)	Level(dBuV/m)	Limit(dBuV/m)	Margin(dB)	Factor(dB)	Dist(m)	Pol.(H/V)	Azimuth(°)	Height(m)	Comments
AV	5.7436G	105.83	Inf	-Inf	7.06	3	H	0	1.01	-
PK	5.591G	68.05	68.20	-0.15	6.72	3	H	0	1.01	-
PK	5.745G	115.63	Inf	-Inf	7.06	3	H	0	1.01	-
PK	5.9872G	63.06	68.20	-5.14	8.40	3	H	0	1.01	-

802.11ac VHT20-BF_Nss1,(MCS0)_2TX

5745MHz_TX

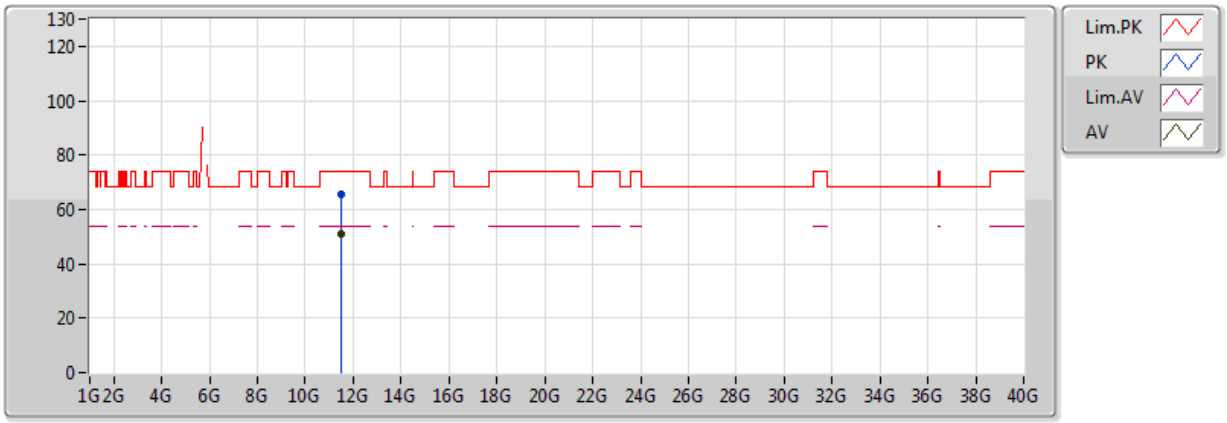

20170710
EUT Z_2TX
Setting 28
04-J-5
FSP(100304)

Type	Freq(Hz)	Level(dBuV/m)	Limit(dBuV/m)	Margin(dB)	Factor(dB)	Dist(m)	Pol.(H/V)	Azimuth(°)	Height(m)	Comments
AV	11.49018G	51.20	54.00	-2.80	16.12	3	V	261	1.02	-
PK	11.49372G	65.84	74.00	-8.16	16.13	3	V	261	1.02	-

802.11ac VHT20-BF_Nss1,(MCS0)_2TX

5745MHz_TX

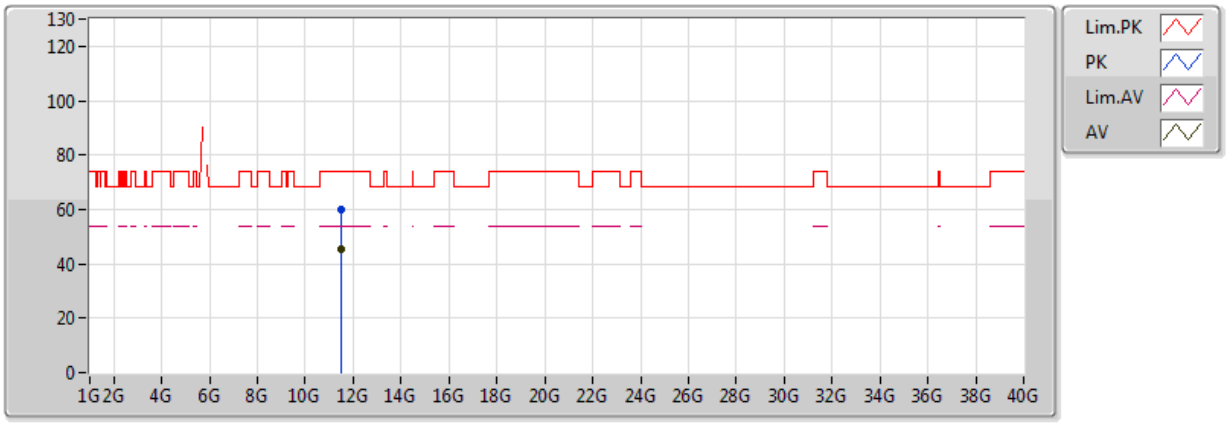

20170710
EUT Z_2TX
Setting 28
04-J-5
FSP(100304)

Type	Freq(Hz)	Level(dBuV/m)	Limit(dBuV/m)	Margin(dB)	Factor(dB)	Dist(m)	Pol.(H/V)	Azimuth(°)	Height(m)	Comments
AV	11.49G	45.33	54.00	-8.67	16.12	3	H	50	1.03	-
PK	11.48988G	59.68	74.00	-14.32	16.12	3	H	50	1.03	-

802.11ac VHT20-BF_Nss1,(MCS0)_2TX

5785MHz_TX

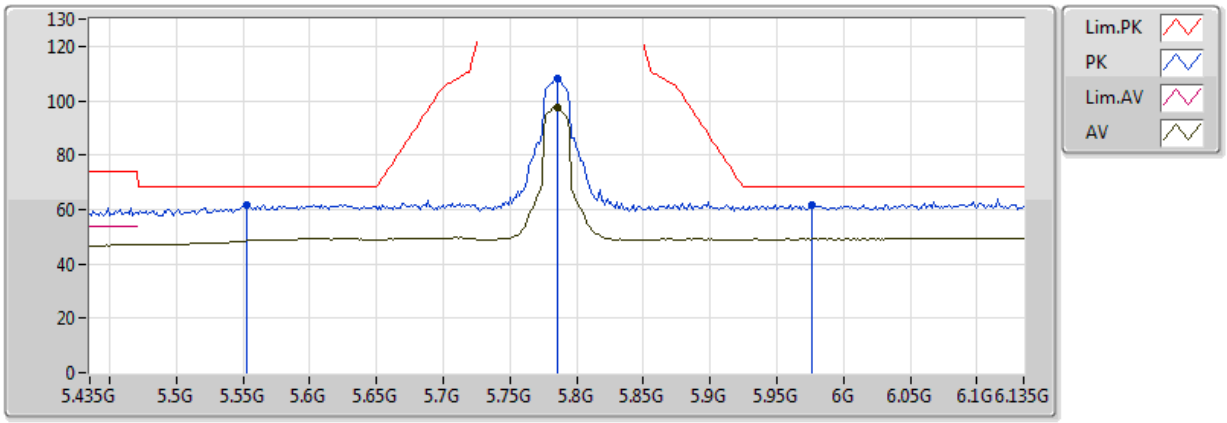

20170710
EUT Z_2TX
Setting 31
04-J-5-10
FSP(100304)

Type	Freq(Hz)	Level(dBuV/m)	Limit(dBuV/m)	Margin(dB)	Factor(dB)	Dist(m)	Pol.(H/V)	Azimuth(°)	Height(m)	Comments
AV	5.785G	97.64	Inf	-Inf	7.15	3	V	255	1.30	-
PK	5.5526G	61.74	68.20	-6.46	6.49	3	V	255	1.30	-
PK	5.785G	108.18	Inf	-Inf	7.15	3	V	255	1.30	-
PK	5.9768G	61.81	68.20	-6.39	8.33	3	V	255	1.30	-

802.11ac VHT20-BF_Nss1,(MCS0)_2TX

5785MHz_TX

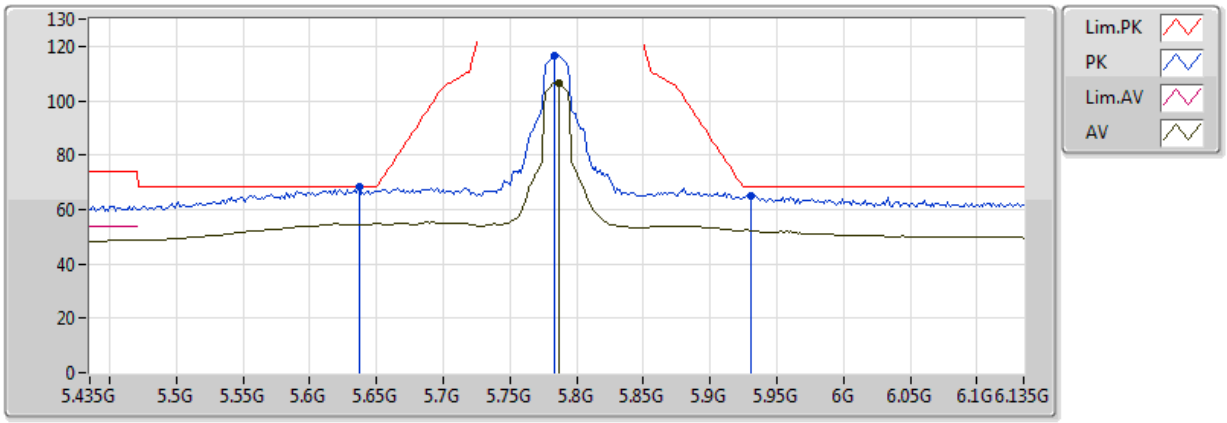

20170710
EUT Z_2TX
Setting 31
04-J-5-10
FSP(100304)

Type	Freq(Hz)	Level(dBuV/m)	Limit(dBuV/m)	Margin(dB)	Factor(dB)	Dist(m)	Pol.(H/V)	Azimuth(°)	Height(m)	Comments
AV	5.7864G	106.61	Inf	-Inf	7.15	3	H	13	2.64	-
PK	5.6366G	68.14	68.20	-0.06	6.85	3	H	13	2.64	-
PK	5.7836G	116.56	Inf	-Inf	7.15	3	H	13	2.64	-
PK	5.9306G	65.24	68.20	-2.96	8.03	3	H	13	2.64	-

802.11ac VHT20-BF_Nss1,(MCS0)_2TX

5785MHz_TX

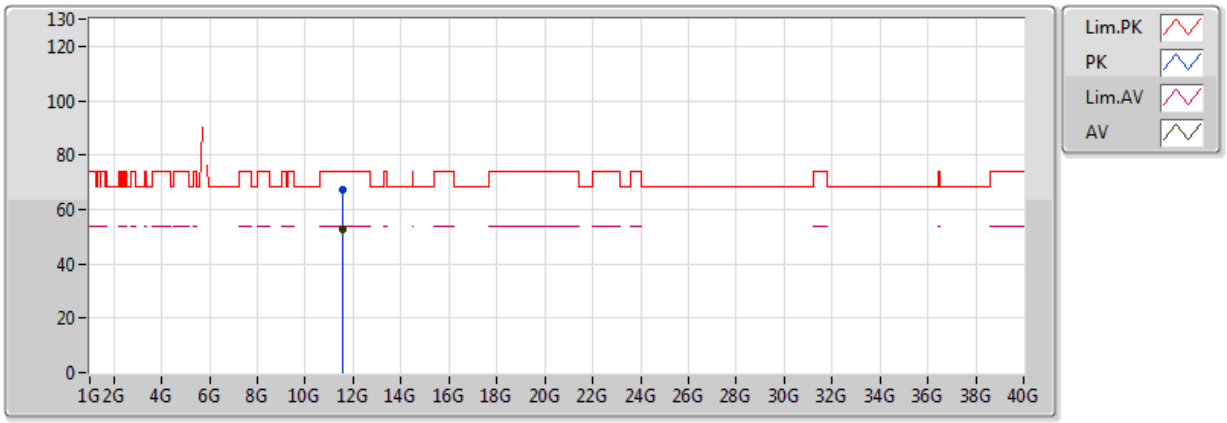

20170710
EUT Z_2TX
Setting 31
04-J-5
FSP(100304)

Type	Freq(Hz)	Level(dBuV/m)	Limit(dBuV/m)	Margin(dB)	Factor(dB)	Dist(m)	Pol.(H/V)	Azimuth(°)	Height(m)	Comments
AV	11.56982G	52.84	54.00	-1.16	16.18	3	V	264	1.01	-
PK	11.57054G	67.27	74.00	-6.73	16.18	3	V	264	1.01	-

802.11ac VHT20-BF_Nss1,(MCS0)_2TX

5785MHz_TX

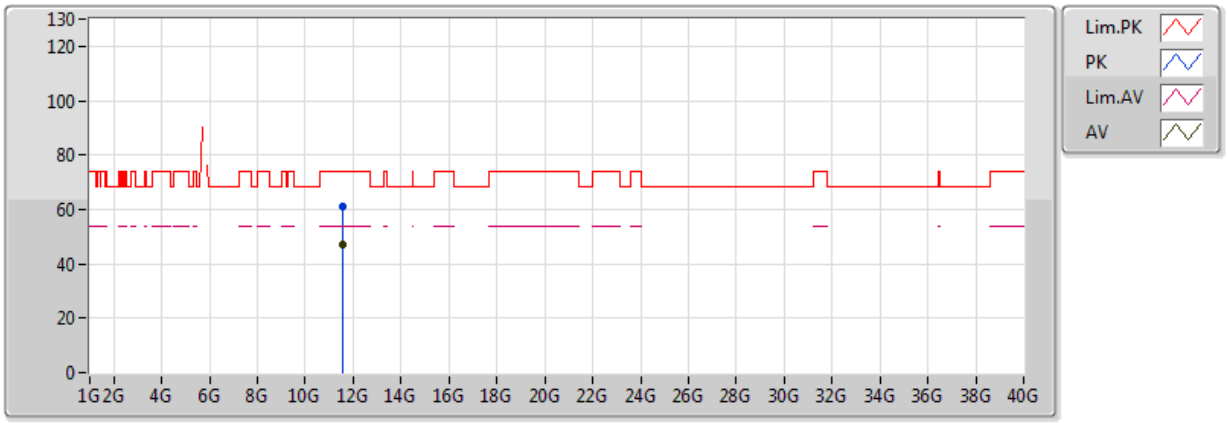

20170710
EUT Z_2TX
Setting 31
04-J-5
FSP(100304)

Type	Freq(Hz)	Level(dBuV/m)	Limit(dBuV/m)	Margin(dB)	Factor(dB)	Dist(m)	Pol.(H/V)	Azimuth(°)	Height(m)	Comments
AV	11.57012G	47.15	54.00	-6.85	16.18	3	H	59	1.99	-
PK	11.56886G	61.09	74.00	-12.91	16.18	3	H	59	1.99	-

802.11ac VHT20-BF_Nss1,(MCS0)_2TX

5825MHz_TX

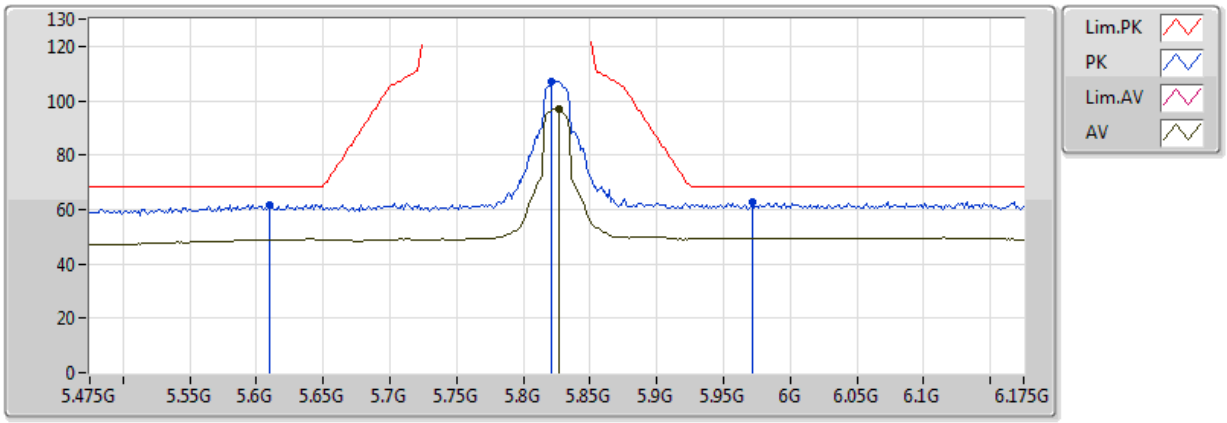

20170710
EUT Z_2TX
Setting 31
04-J-5-10
FSP(100304)

Type	Freq(Hz)	Level(dBuV/m)	Limit(dBuV/m)	Margin(dB)	Factor(dB)	Dist(m)	Pol.(H/V)	Azimuth(°)	Height(m)	Comments
AV	5.8264G	97.17	Inf	-Inf	7.35	3	V	261	2.44	-
PK	5.6094G	61.88	68.20	-6.32	6.80	3	V	261	2.44	-
PK	5.8208G	107.12	Inf	-Inf	7.32	3	V	261	2.44	-
PK	5.972G	62.54	68.20	-5.66	8.30	3	V	261	2.44	-

802.11ac VHT20-BF_Nss1,(MCS0)_2TX

5825MHz_TX

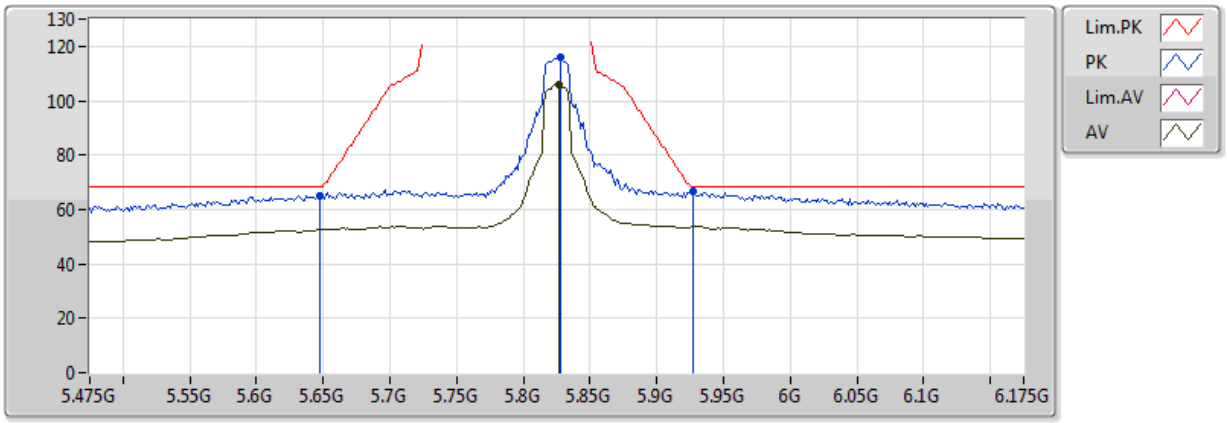

20170710
EUT Z_2TX
Setting 31
04-J-5-10
FSP(100304)

Type	Freq(Hz)	Level(dBuV/m)	Limit(dBuV/m)	Margin(dB)	Factor(dB)	Dist(m)	Pol.(H/V)	Azimuth(°)	Height(m)	Comments
AV	5.8264G	106.13	Inf	-Inf	7.35	3	H	13	2.60	-
PK	5.6472G	65.13	68.20	-3.07	6.87	3	H	13	2.60	-
PK	5.8278G	116.02	Inf	-Inf	7.36	3	H	13	2.60	-
PK	5.9272G	66.80	68.20	-1.40	8.01	3	H	13	2.60	-

802.11ac VHT20-BF_Nss1,(MCS0)_2TX

5825MHz_TX

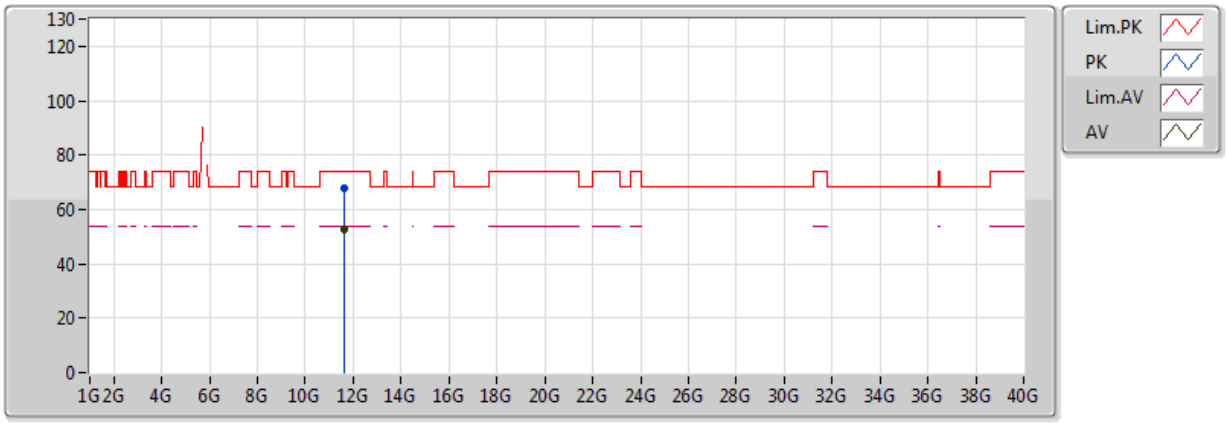

20170710
EUT Z_2TX
Setting 31
04-J-5
FSP(100304)

Type	Freq(Hz)	Level(dBuV/m)	Limit(dBuV/m)	Margin(dB)	Factor(dB)	Dist(m)	Pol.(H/V)	Azimuth(°)	Height(m)	Comments
AV	11.65018G	52.69	54.00	-1.31	16.23	3	V	281	2.32	-
PK	11.65066G	67.83	74.00	-6.17	16.23	3	V	281	2.32	-

802.11ac VHT20-BF_Nss1,(MCS0)_2TX

5825MHz_TX

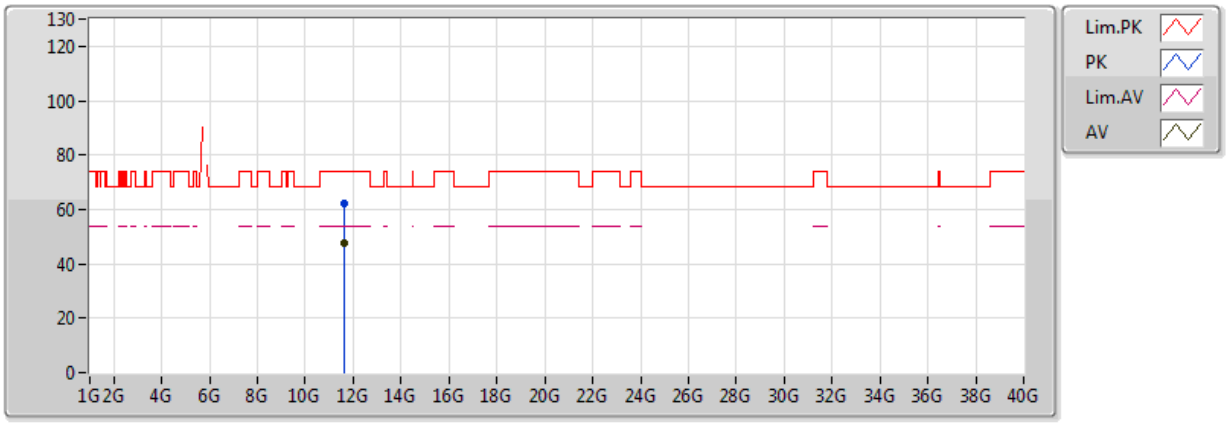

20170710
EUT Z_2TX
Setting 31
04-J-5
FSP(100304)

Type	Freq(Hz)	Level(dBuV/m)	Limit(dBuV/m)	Margin(dB)	Factor(dB)	Dist(m)	Pol.(H/V)	Azimuth(°)	Height(m)	Comments
AV	11.65006G	47.71	54.00	-6.29	16.23	3	H	59	2.02	-
PK	11.64862G	62.03	74.00	-11.97	16.23	3	H	59	2.02	-

802.11ac VHT40-BF_Nss1,(MCS0)_2TX

5190MHz_TX

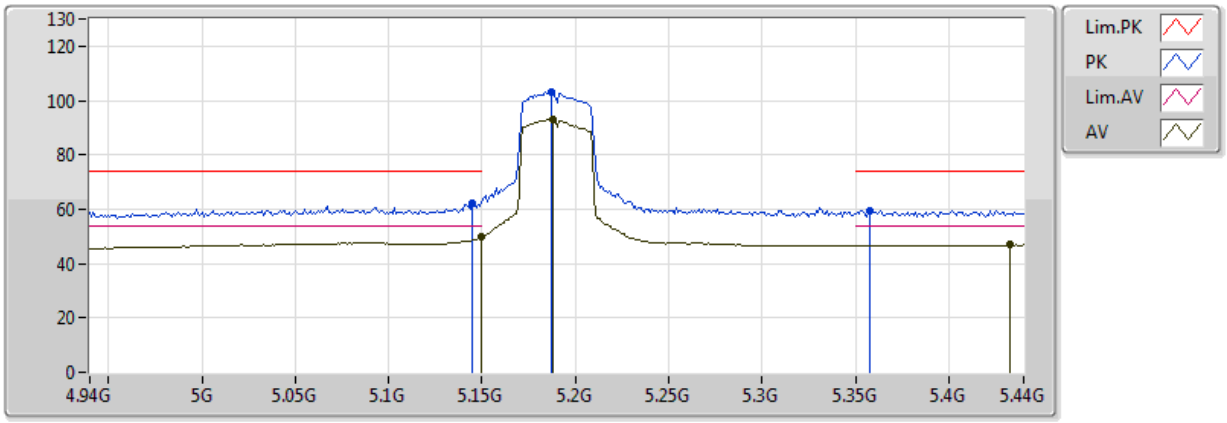

20170710
EUT Z_2TX
Setting 16
04-J-5-10
FSP(100304)

Type	Freq(Hz)	Level(dBuV/m)	Limit(dBuV/m)	Margin(dB)	Factor(dB)	Dist(m)	Pol.(H/V)	Azimuth(°)	Height(m)	Comments
AV	5.149995G	49.99	54.00	-4.01	5.31	3	V	270	2.54	-
AV	5.188G	93.13	Inf	-Inf	5.45	3	V	270	2.54	-
AV	5.433G	46.83	54.00	-7.17	5.85	3	V	270	2.54	-
PK	5.145G	62.33	74.00	-11.67	5.30	3	V	270	2.54	-
PK	5.187G	103.24	Inf	-Inf	5.44	3	V	270	2.54	-
PK	5.358G	59.62	74.00	-14.38	5.66	3	V	270	2.54	-

802.11ac VHT40-BF_Nss1,(MCS0)_2TX

5190MHz_TX

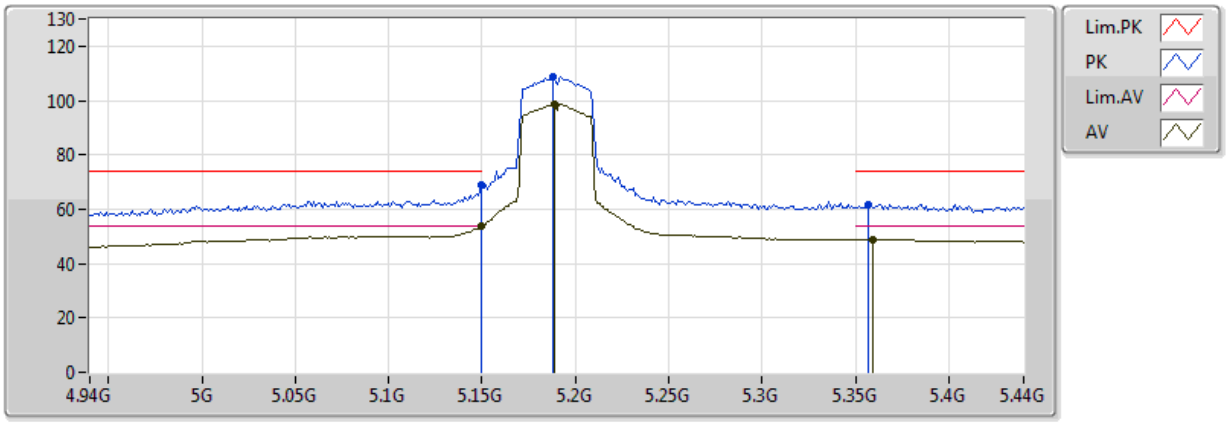

20170710
EUT Z_2TX
Setting 16
04-J-5-10
FSP(100304)

Type	Freq(Hz)	Level(dBuV/m)	Limit(dBuV/m)	Margin(dB)	Factor(dB)	Dist(m)	Pol.(H/V)	Azimuth(°)	Height(m)	Comments
AV	5.149995G	53.86	54.00	-0.14	5.31	3	H	357	1.08	-
AV	5.189G	98.72	Inf	-Inf	5.45	3	H	357	1.08	-
AV	5.359G	49.03	54.00	-4.97	5.66	3	H	357	1.08	-
PK	5.149995G	69.16	74.00	-4.84	5.31	3	H	357	1.08	-
PK	5.188G	108.60	Inf	-Inf	5.45	3	H	357	1.08	-
PK	5.357G	61.74	74.00	-12.26	5.66	3	H	357	1.08	-

802.11ac VHT40-BF_Nss1,(MCS0)_2TX

5190MHz_TX

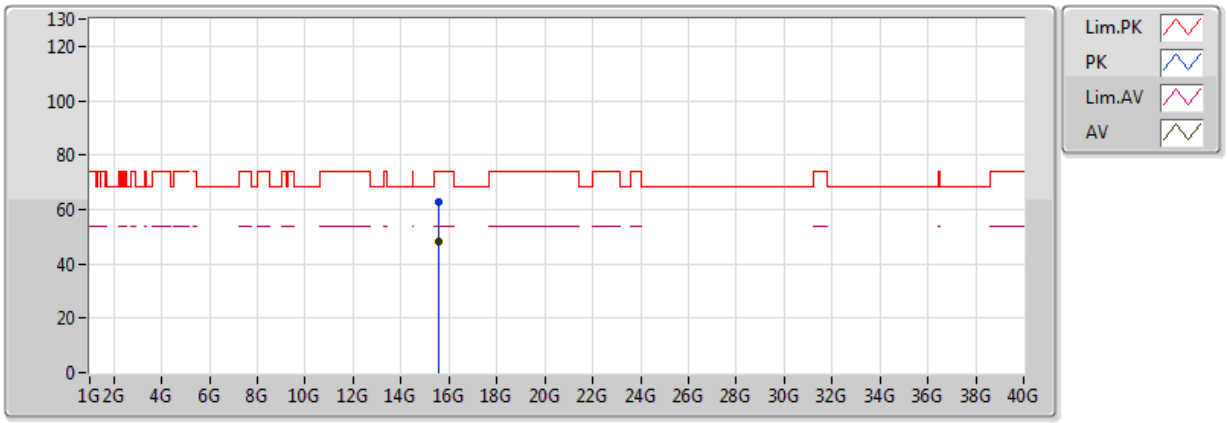

20170710
EUT Z_2TX
Setting 16
04-J-5
FSP(100304)

Type	Freq(Hz)	Level(dBuV/m)	Limit(dBuV/m)	Margin(dB)	Factor(dB)	Dist(m)	Pol.(H/V)	Azimuth(°)	Height(m)	Comments
AV	15.57678G	48.33	54.00	-5.67	17.83	3	V	36	1.49	-
PK	15.56196G	62.71	74.00	-11.29	17.82	3	V	36	1.49	-

802.11ac VHT40-BF_Nss1,(MCS0)_2TX

5190MHz_TX

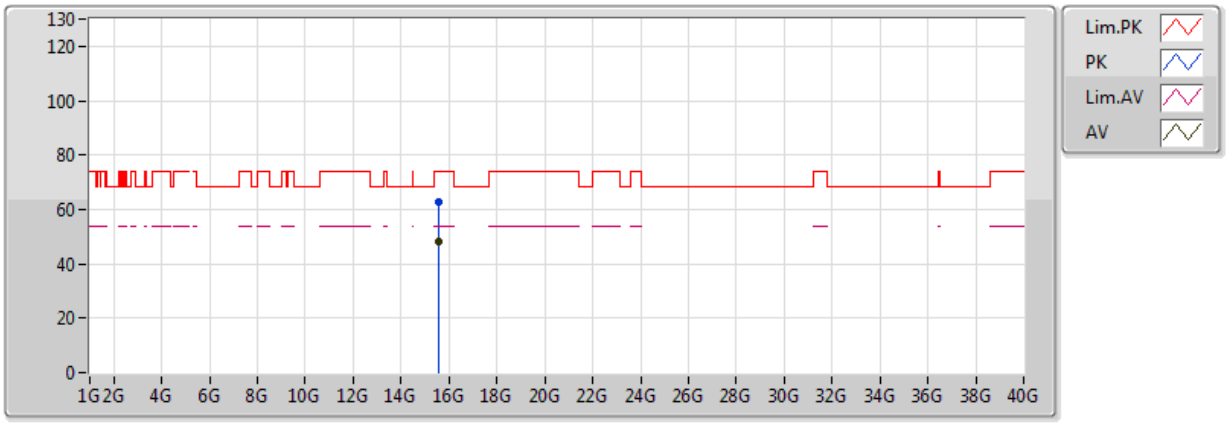

20170710
EUT Z_2TX
Setting 16
04-J-5
FSP(100304)

Type	Freq(Hz)	Level(dBuV/m)	Limit(dBuV/m)	Margin(dB)	Factor(dB)	Dist(m)	Pol.(H/V)	Azimuth(°)	Height(m)	Comments
AV	15.57348G	48.28	54.00	-5.72	17.82	3	H	336	1.46	-
PK	15.57438G	62.84	74.00	-11.16	17.83	3	H	336	1.46	-

802.11ac VHT40-BF_Nss1,(MCS0)_2TX

5230MHz_TX

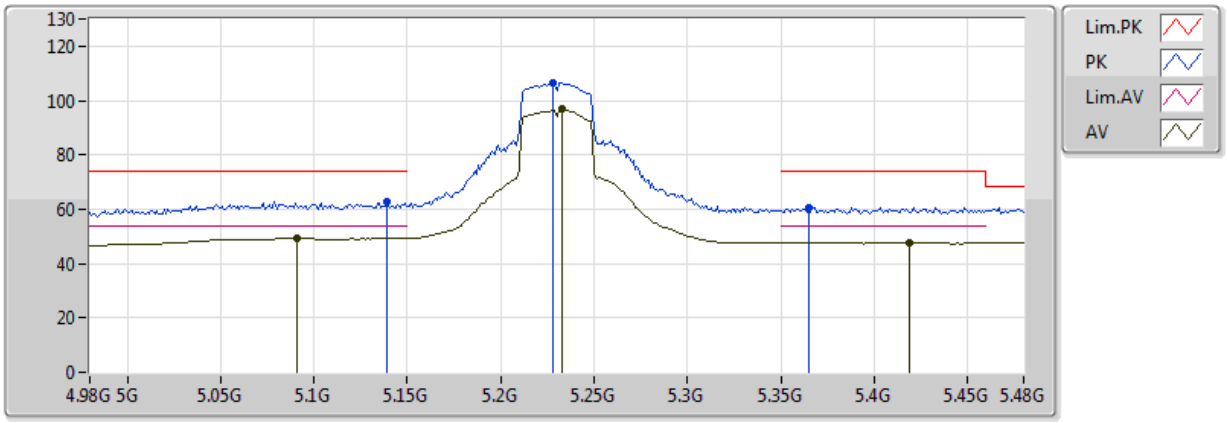

20170710
EUT Z_2TX
Setting 29
04-J-5-10
FSP(100304)

Type	Freq(Hz)	Level(dBuV/m)	Limit(dBuV/m)	Margin(dB)	Factor(dB)	Dist(m)	Pol.(H/V)	Azimuth(°)	Height(m)	Comments
AV	5.091G	49.33	54.00	-4.67	5.10	3	V	272	2.37	-
AV	5.233G	96.70	Inf	-Inf	5.53	3	V	272	2.37	-
AV	5.419G	47.83	54.00	-6.17	5.79	3	V	272	2.37	-
PK	5.139G	62.92	74.00	-11.08	5.28	3	V	272	2.37	-
PK	5.228G	106.63	Inf	-Inf	5.52	3	V	272	2.37	-
PK	5.365G	60.62	74.00	-13.38	5.66	3	V	272	2.37	-

802.11ac VHT40-BF_Nss1,(MCS0)_2TX

5230MHz_TX

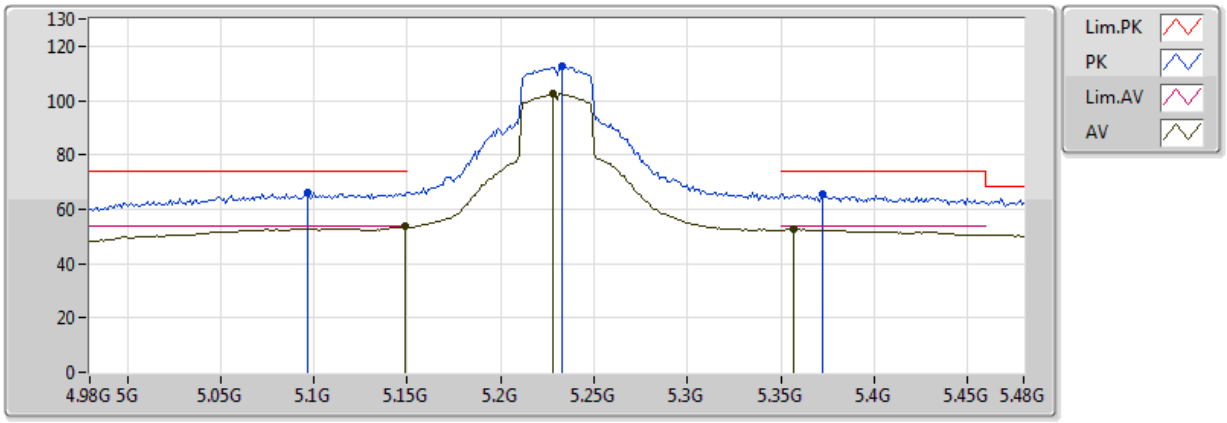

20170710
EUT Z_2TX
Setting 29
04-J-5-10
FSP(100304)

Type	Freq(Hz)	Level(dBuV/m)	Limit(dBuV/m)	Margin(dB)	Factor(dB)	Dist(m)	Pol.(H/V)	Azimuth(°)	Height(m)	Comments
AV	5.149G	53.90	54.00	-0.10	5.31	3	H	357	1.12	-
AV	5.228G	102.48	Inf	-Inf	5.52	3	H	357	1.12	-
AV	5.357G	52.58	54.00	-1.42	5.66	3	H	357	1.12	-
PK	5.097G	66.15	74.00	-7.85	5.13	3	H	357	1.12	-
PK	5.233G	112.40	Inf	-Inf	5.53	3	H	357	1.12	-
PK	5.372G	65.62	74.00	-8.38	5.67	3	H	272	2.37	-

802.11ac VHT40-BF_Nss1,(MCS0)_2TX

5230MHz_TX

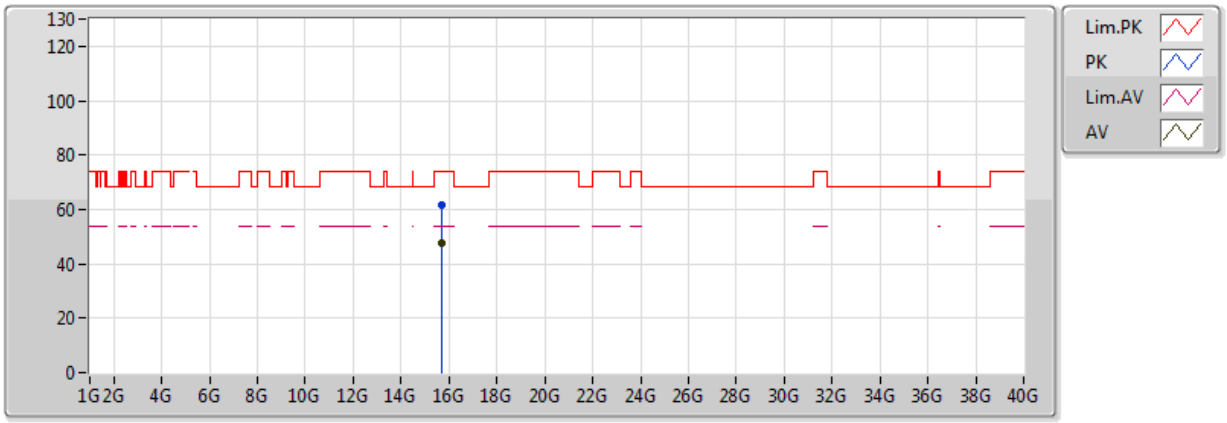

20170710
EUT Z_2TX
Setting 29
04-J-5
FSP(100304)

Type	Freq(Hz)	Level(dBuV/m)	Limit(dBuV/m)	Margin(dB)	Factor(dB)	Dist(m)	Pol.(H/V)	Azimuth(°)	Height(m)	Comments
AV	15.68016G	47.85	54.00	-6.15	17.91	3	V	298	2.17	-
PK	15.6783G	61.77	74.00	-12.23	17.91	3	V	298	2.17	-

802.11ac VHT40-BF_Nss1,(MCS0)_2TX

5230MHz_TX

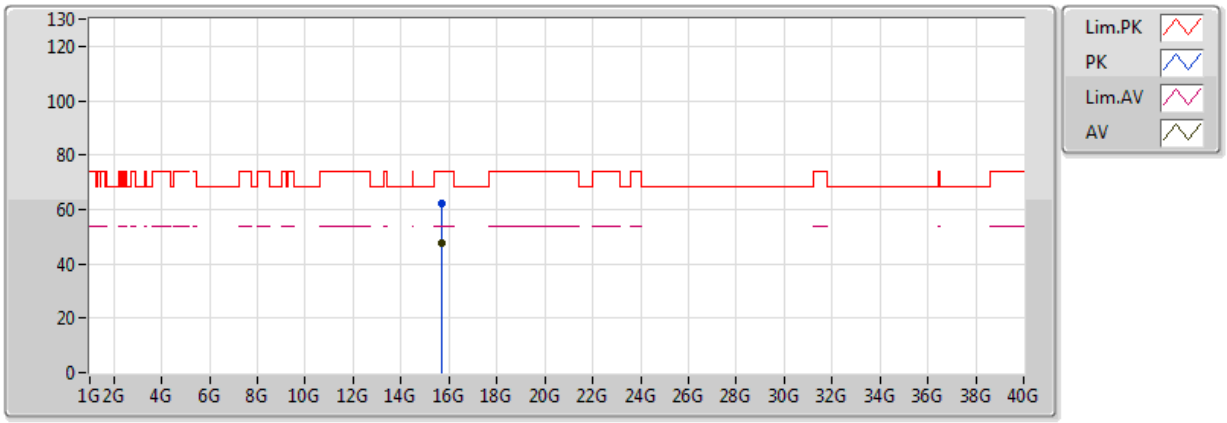

20170710
EUT Z_2TX
Setting 29
04-J-5
FSP(100304)

Type	Freq(Hz)	Level(dBuV/m)	Limit(dBuV/m)	Margin(dB)	Factor(dB)	Dist(m)	Pol.(H/V)	Azimuth(°)	Height(m)	Comments
AV	15.675G	47.80	54.00	-6.20	17.91	3	H	119	1.39	-
PK	15.68094G	62.14	74.00	-11.86	17.91	3	H	119	1.39	-

802.11ac VHT40-BF_Nss1,(MCS0)_2TX

5755MHz_TX

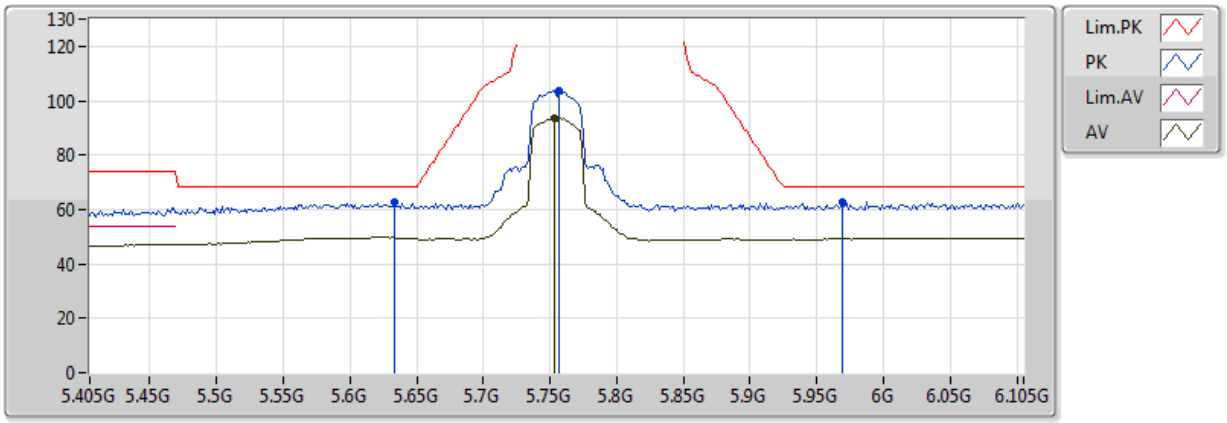

20170710
EUT Z_2TX
Setting 27
04-J-5-10
FSP(100304)

Type	Freq(Hz)	Level(dBuV/m)	Limit(dBuV/m)	Margin(dB)	Factor(dB)	Dist(m)	Pol.(H/V)	Azimuth(°)	Height(m)	Comments
AV	5.7536G	93.79	Inf	-Inf	7.08	3	V	261	2.28	-
PK	5.6332G	62.54	68.20	-5.66	6.84	3	V	261	2.28	-
PK	5.7564G	103.52	Inf	-Inf	7.09	3	V	261	2.28	-
PK	5.9692G	62.88	68.20	-5.32	8.28	3	V	261	2.28	-

802.11ac VHT40-BF_Nss1,(MCS0)_2TX

5755MHz_TX

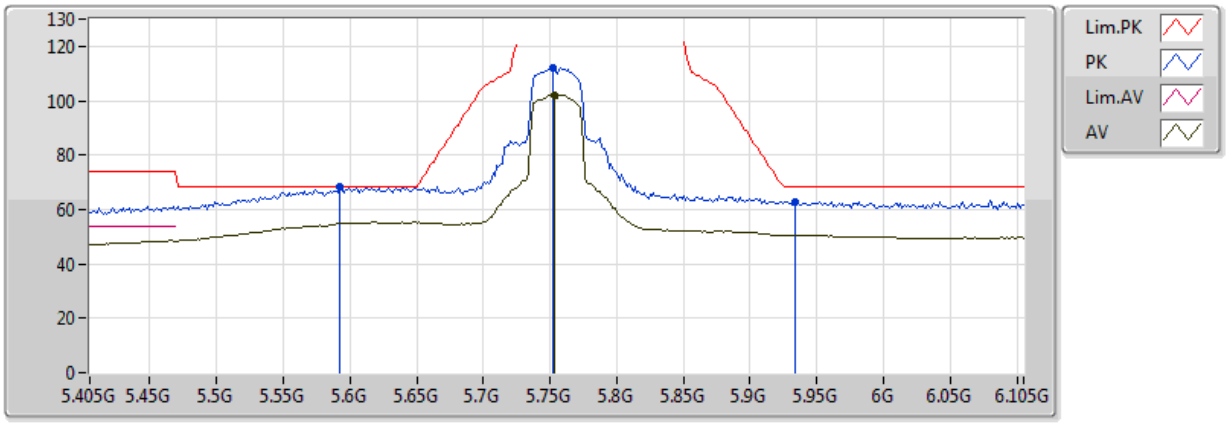

20170710
EUT Z_2TX
Setting 27
04-J-5-10
FSP(100304)

Type	Freq(Hz)	Level(dBuV/m)	Limit(dBuV/m)	Margin(dB)	Factor(dB)	Dist(m)	Pol.(H/V)	Azimuth(°)	Height(m)	Comments
AV	5.7536G	102.14	Inf	-Inf	7.08	3	H	3	1.03	-
PK	5.5926G	68.18	68.20	-0.02	6.73	3	H	3	1.03	-
PK	5.7522G	112.09	Inf	-Inf	7.08	3	H	3	1.03	-
PK	5.9342G	62.75	68.20	-5.45	8.05	3	H	3	1.03	-

802.11ac VHT40-BF_Nss1,(MCS0)_2TX

5755MHz_TX

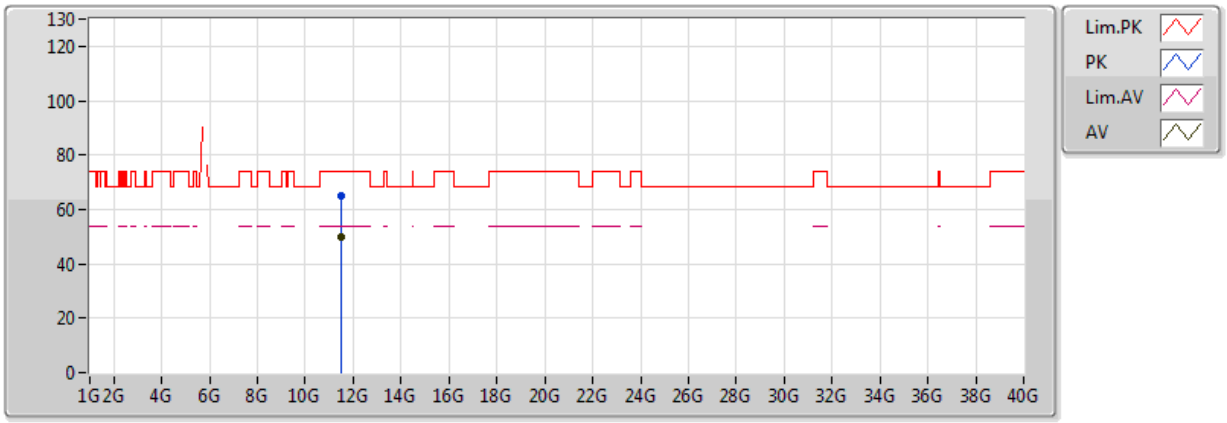

20170710
EUT Z_2TX
Setting 27
04-J-5
FSP(100304)

Type	Freq(Hz)	Level(dBuV/m)	Limit(dBuV/m)	Margin(dB)	Factor(dB)	Dist(m)	Pol.(H/V)	Azimuth(°)	Height(m)	Comments
AV	11.50994G	49.99	54.00	-4.01	16.14	3	V	262	1.01	-
PK	11.51096G	65.02	74.00	-8.98	16.14	3	V	262	1.01	-

802.11ac VHT40-BF_Nss1,(MCS0)_2TX

5755MHz_TX

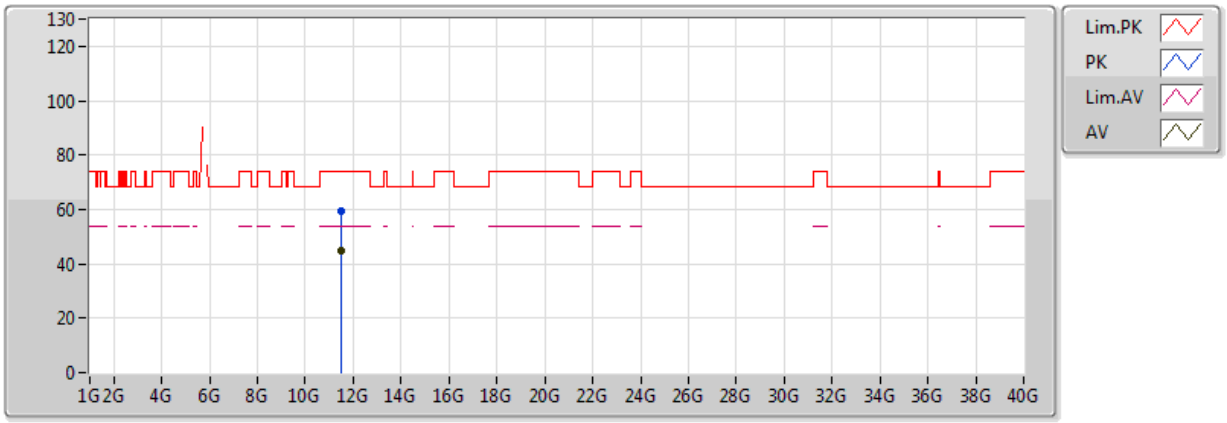

20170710
EUT Z_2TX
Setting 27
04-J-5
FSP(100304)

Type	Freq(Hz)	Level(dBuV/m)	Limit(dBuV/m)	Margin(dB)	Factor(dB)	Dist(m)	Pol.(H/V)	Azimuth(°)	Height(m)	Comments
AV	11.51012G	44.90	54.00	-9.10	16.14	3	H	47	1.06	-
PK	11.51072G	59.43	74.00	-14.57	16.14	3	H	47	1.06	-

802.11ac VHT40-BF_Nss1,(MCS0)_2TX

5795MHz_TX

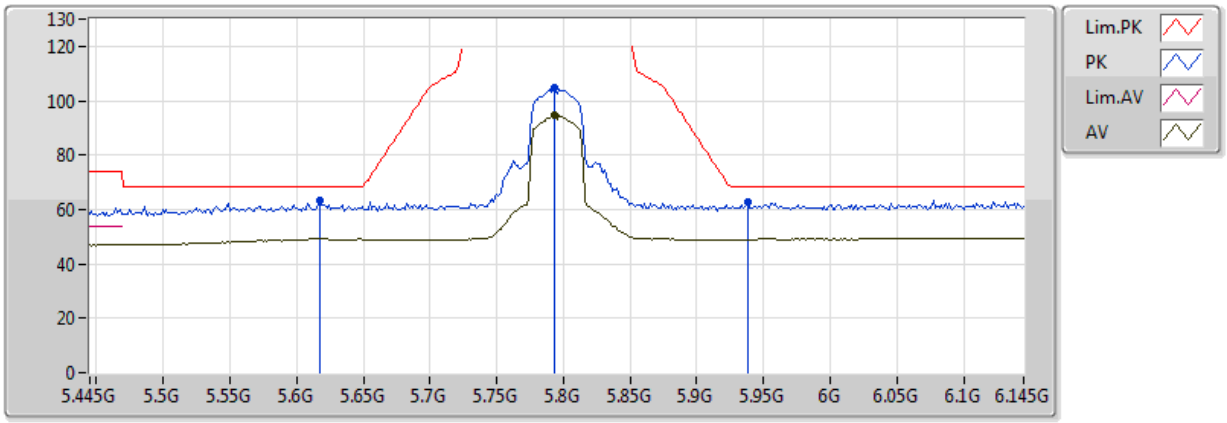

20170710
EUT Z_2TX
Setting 28
04-J-5-10
FSP(100304)

Type	Freq(Hz)	Level(dBuV/m)	Limit(dBuV/m)	Margin(dB)	Factor(dB)	Dist(m)	Pol.(H/V)	Azimuth(°)	Height(m)	Comments
AV	5.7936G	94.69	Inf	-Inf	7.17	3	V	253	1.26	-
PK	5.6172G	63.09	68.20	-5.11	6.81	3	V	253	1.26	-
PK	5.7936G	104.57	Inf	-Inf	7.17	3	V	253	1.26	-
PK	5.9378G	62.57	68.20	-5.63	8.08	3	V	253	1.26	-

802.11ac VHT40-BF_Nss1,(MCS0)_2TX

5795MHz_TX

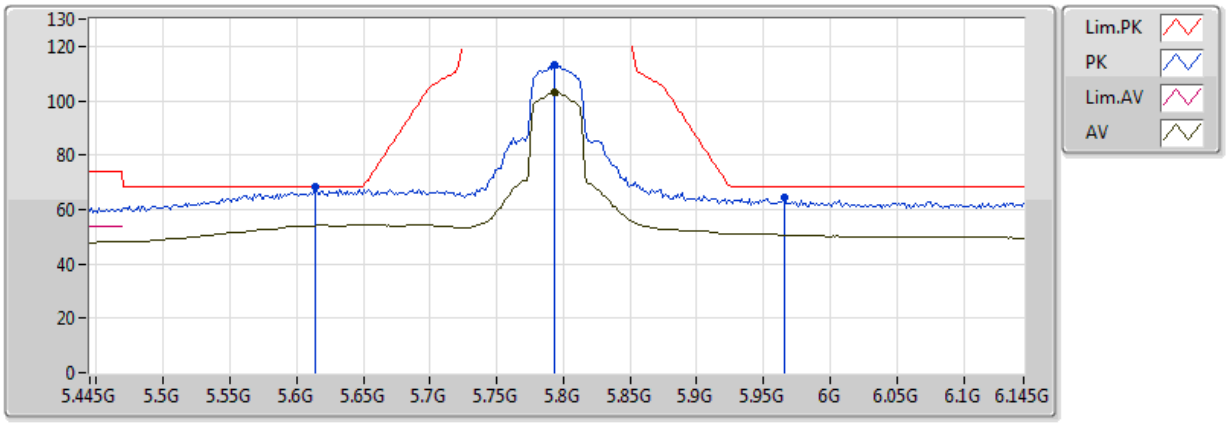

20170710
EUT Z_2TX
Setting 28
04-J-5-10
FSP(100304)

Type	Freq(Hz)	Level(dBuV/m)	Limit(dBuV/m)	Margin(dB)	Factor(dB)	Dist(m)	Pol.(H/V)	Azimuth(°)	Height(m)	Comments
AV	5.7936G	103.02	Inf	-Inf	7.17	3	H	0	1.03	-
PK	5.6144G	68.17	68.20	-0.03	6.81	3	H	0	1.03	-
PK	5.7936G	113.02	Inf	-Inf	7.17	3	H	0	1.03	-
PK	5.9658G	64.29	68.20	-3.91	8.26	3	H	0	1.03	-

802.11ac VHT40-BF_Nss1,(MCS0)_2TX

5795MHz_TX

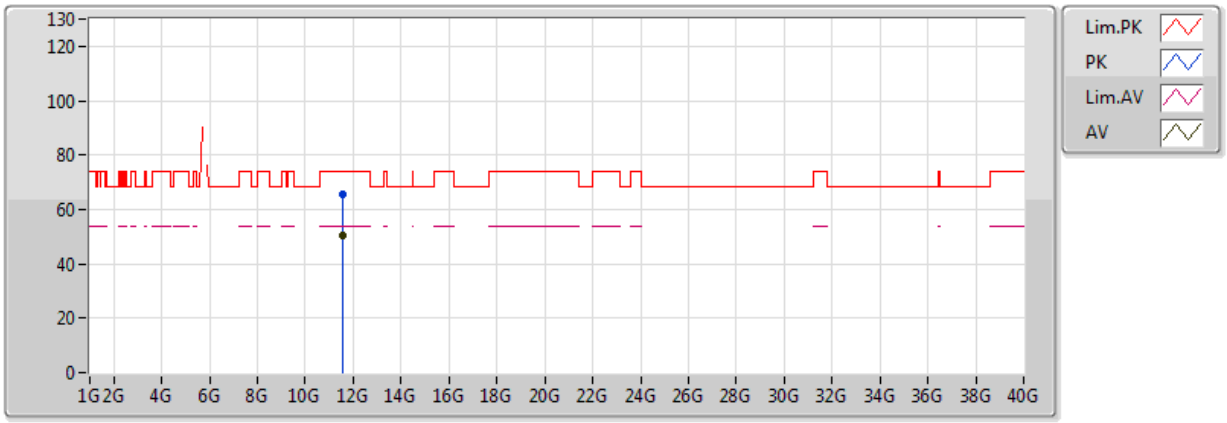

20170710
EUT Z_2TX
Setting 28
04-J-5
FSP(100304)

Type	Freq(Hz)	Level(dBuV/m)	Limit(dBuV/m)	Margin(dB)	Factor(dB)	Dist(m)	Pol.(H/V)	Azimuth(°)	Height(m)	Comments
AV	11.59012G	50.17	54.00	-3.83	16.19	3	V	278	2.33	-
PK	11.59072G	65.39	74.00	-8.61	16.19	3	V	278	2.33	-

802.11ac VHT40-BF_Nss1,(MCS0)_2TX

5795MHz_TX

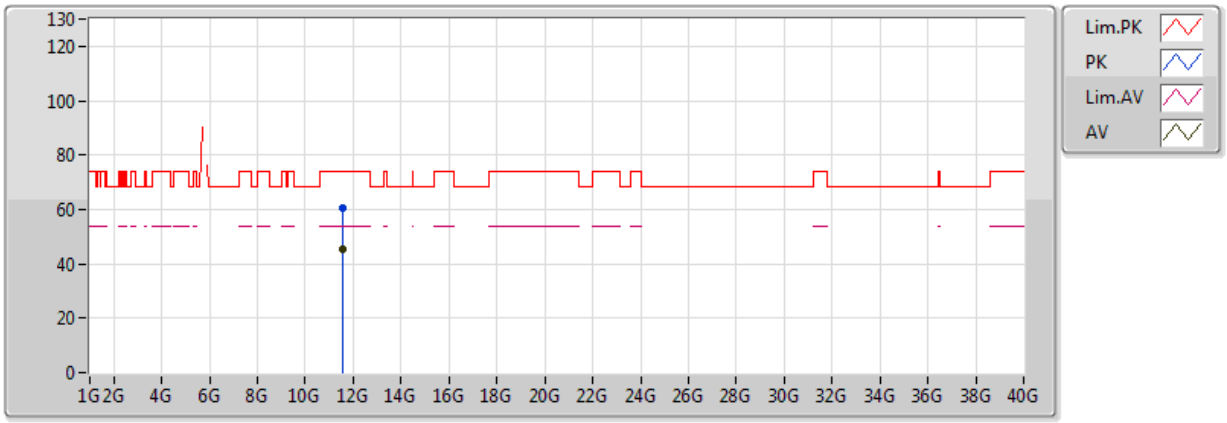

20170710
EUT Z_2TX
Setting 28
04-J-5
FSP(100304)

Type	Freq(Hz)	Level(dBuV/m)	Limit(dBuV/m)	Margin(dB)	Factor(dB)	Dist(m)	Pol.(H/V)	Azimuth(°)	Height(m)	Comments
AV	11.58994G	45.15	54.00	-8.85	16.19	3	H	58	2.06	-
PK	11.5909G	60.68	74.00	-13.32	16.19	3	H	58	2.06	-

802.11ac VHT80-BF_Nss1,(MCS0)_2TX

5210MHz_TX

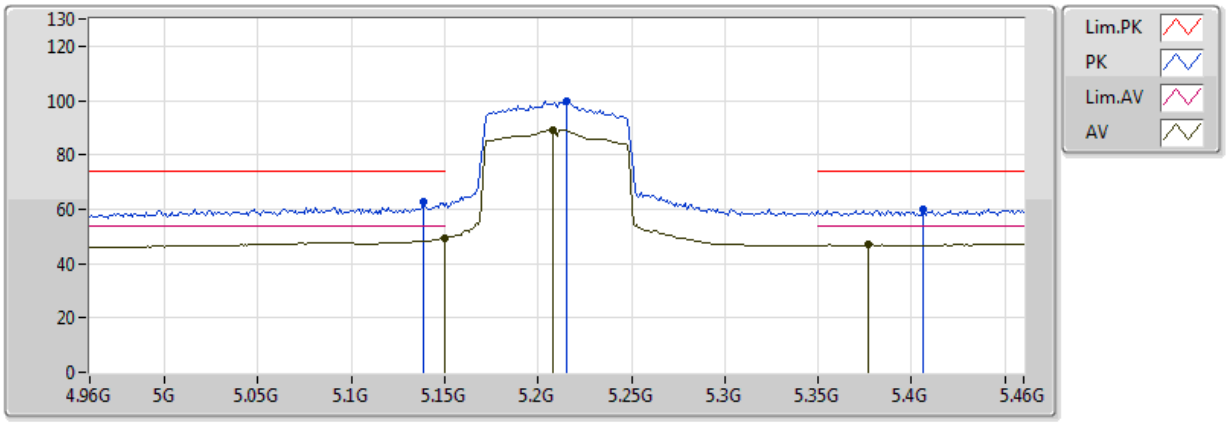

20170710
EUT Z_2TX
Setting 14
04-J-5-10
FSP(100304)

Type	Freq(Hz)	Level(dBuV/m)	Limit(dBuV/m)	Margin(dB)	Factor(dB)	Dist(m)	Pol.(H/V)	Azimuth(°)	Height(m)	Comments
AV	5.149995G	49.52	54.00	-4.48	5.31	3	V	269	2.53	-
AV	5.208G	89.35	Inf	-Inf	5.50	3	V	269	2.53	-
AV	5.377G	46.87	54.00	-7.13	5.68	3	V	269	2.53	-
PK	5.139G	62.83	74.00	-11.17	5.28	3	V	269	2.53	-
PK	5.215G	99.91	Inf	-Inf	5.51	3	V	269	2.53	-
PK	5.406G	60.16	74.00	-13.84	5.73	3	V	269	2.53	-

802.11ac VHT80-BF_Nss1,(MCS0)_2TX

5210MHz_TX

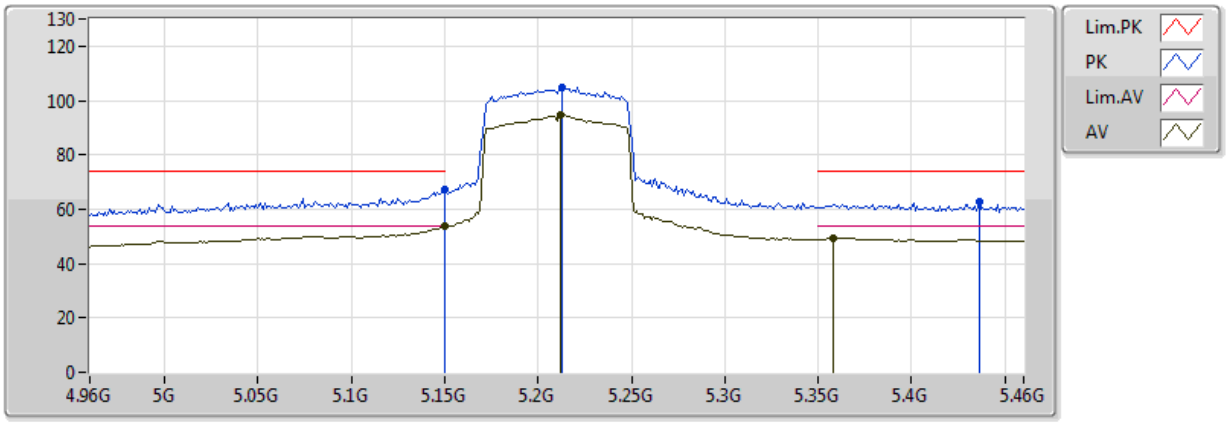

20170710
EUT Z_2TX
Setting 14
04-J-5-10
FSP(100304)

Type	Freq(Hz)	Level(dBuV/m)	Limit(dBuV/m)	Margin(dB)	Factor(dB)	Dist(m)	Pol.(H/V)	Azimuth(°)	Height(m)	Comments
AV	5.149995G	53.89	54.00	-0.11	5.31	3	H	356	1.01	-
AV	5.212G	94.69	Inf	-Inf	5.50	3	H	356	1.01	-
AV	5.358G	49.20	54.00	-4.80	5.66	3	H	356	1.01	-
PK	5.149995G	67.16	74.00	-6.84	5.31	3	H	356	1.01	-
PK	5.213G	104.80	Inf	-Inf	5.50	3	H	356	1.01	-
PK	5.436G	62.88	74.00	-11.12	5.87	3	H	356	1.01	-

802.11ac VHT80-BF_Nss1,(MCS0)_2TX

5210MHz_TX

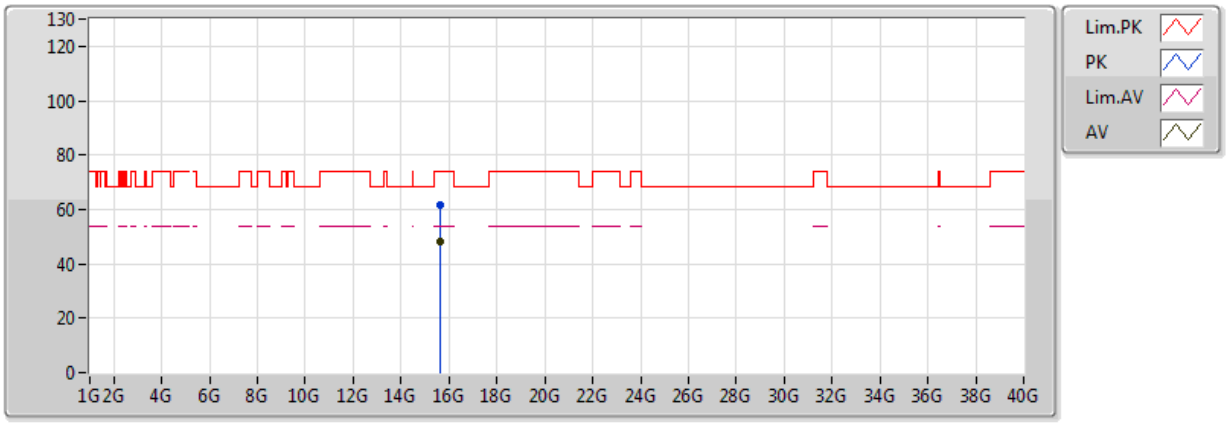

20170710
EUT Z_2TX
Setting 14
04-J-5
FSP(100304)

Type	Freq(Hz)	Level(dBuV/m)	Limit(dBuV/m)	Margin(dB)	Factor(dB)	Dist(m)	Pol.(H/V)	Azimuth(°)	Height(m)	Comments
AV	15.64134G	47.97	54.00	-6.03	17.88	3	V	266	2.17	-
PK	15.63048G	61.86	74.00	-12.14	17.87	3	V	266	2.17	-

802.11ac VHT80-BF_Nss1,(MCS0)_2TX

5210MHz_TX

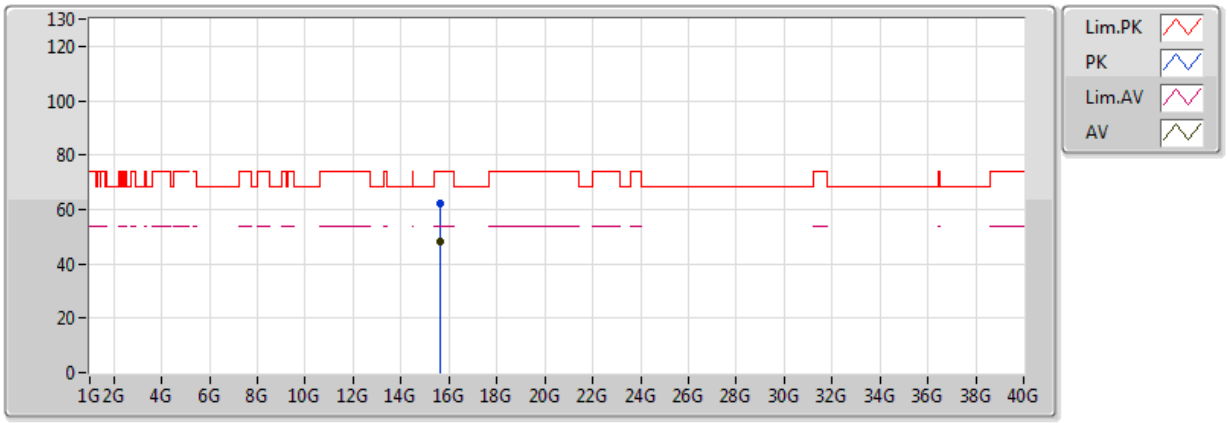

20170710
EUT Z_2TX
Setting 14
04-J-5
FSP(100304)

Type	Freq(Hz)	Level(dBuV/m)	Limit(dBuV/m)	Margin(dB)	Factor(dB)	Dist(m)	Pol.(H/V)	Azimuth(°)	Height(m)	Comments
AV	15.6156G	47.93	54.00	-6.07	17.86	3	H	58	1.99	-
PK	15.61998G	62.04	74.00	-11.96	17.86	3	H	58	1.99	-

802.11ac VHT80-BF_Nss1,(MCS0)_2TX

5775MHz_TX

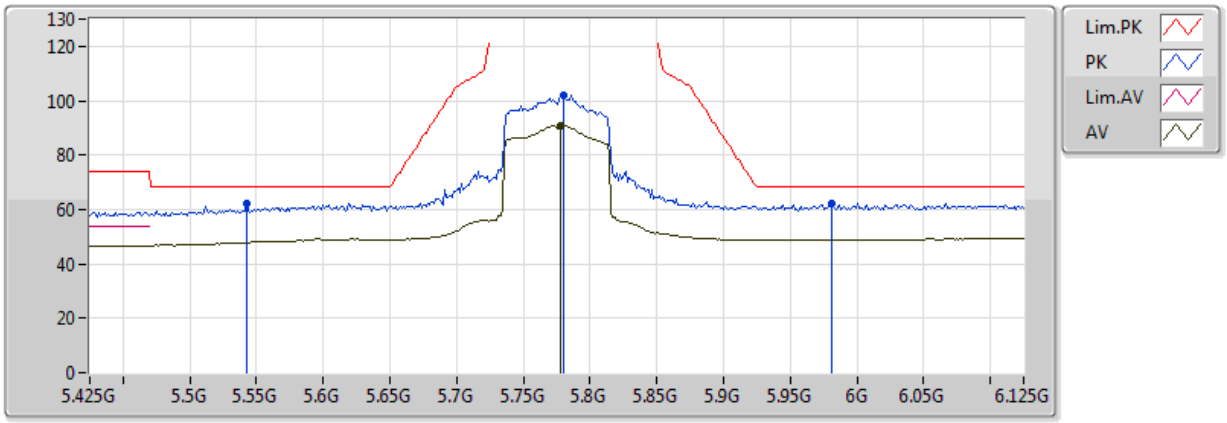

20170710
EUT Z_2TX
Setting 26
04-J-5-10
FSP(100304)

Type	Freq(Hz)	Level(dBuV/m)	Limit(dBuV/m)	Margin(dB)	Factor(dB)	Dist(m)	Pol.(H/V)	Azimuth(°)	Height(m)	Comments
AV	5.7778G	91.02	Inf	-Inf	7.13	3	V	257	1.29	-
PK	5.5426G	62.11	68.20	-6.09	6.42	3	V	257	1.29	-
PK	5.7806G	102.01	Inf	-Inf	7.14	3	V	257	1.29	-
PK	5.9808G	62.05	68.20	-6.15	8.36	3	V	257	1.29	-

802.11ac VHT80-BF_Nss1,(MCS0)_2TX

5775MHz_TX

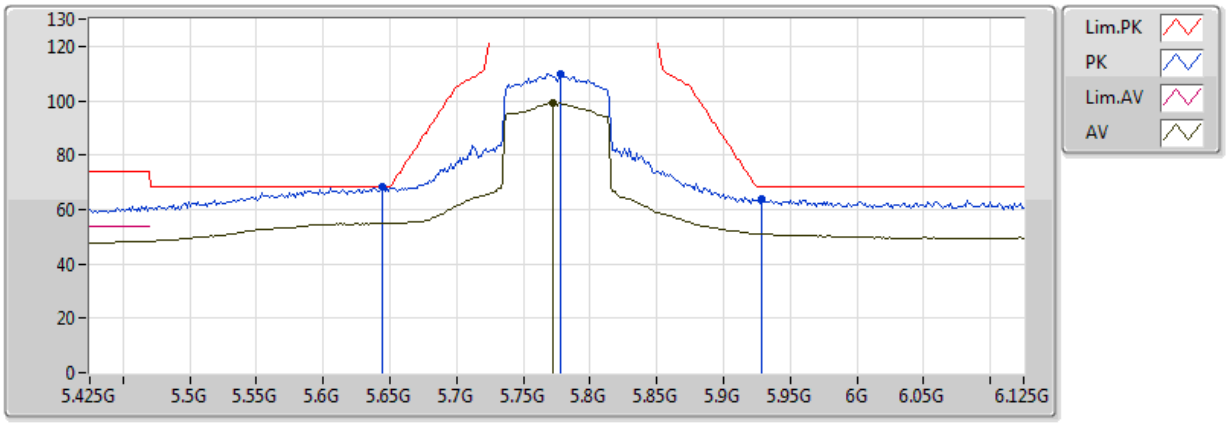

20170710
EUT Z_2TX
Setting 26
04-J-5-10
FSP(100304)

Type	Freq(Hz)	Level(dBuV/m)	Limit(dBuV/m)	Margin(dB)	Factor(dB)	Dist(m)	Pol.(H/V)	Azimuth(°)	Height(m)	Comments
AV	5.7722G	99.04	Inf	-Inf	7.12	3	H	7	1.08	-
PK	5.6448G	68.15	68.20	-0.05	6.87	3	H	7	1.08	-
PK	5.7778G	110.01	Inf	-Inf	7.13	3	H	7	1.08	-
PK	5.929G	63.60	68.20	-4.60	8.02	3	H	7	1.08	-

802.11ac VHT80-BF_Nss1,(MCS0)_2TX

5775MHz_TX

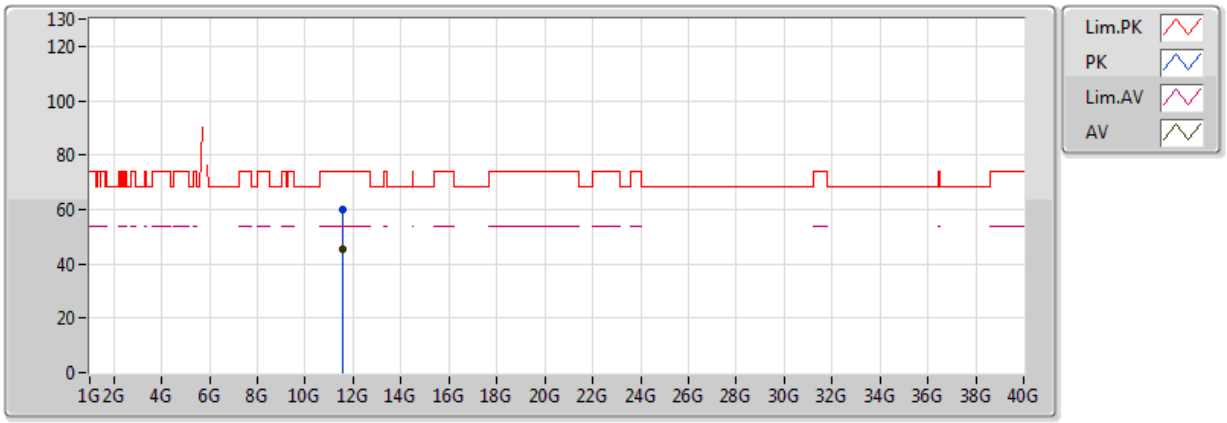

20170710
EUT Z_2TX
Setting 26
04-J-5
FSP(100304)

Type	Freq(Hz)	Level(dBuV/m)	Limit(dBuV/m)	Margin(dB)	Factor(dB)	Dist(m)	Pol.(H/V)	Azimuth(°)	Height(m)	Comments
AV	11.5446G	45.42	54.00	-8.58	16.16	3	V	274	2.34	-
PK	11.54886G	59.70	74.00	-14.30	16.16	3	V	274	2.34	-

802.11ac VHT80-BF_Nss1,(MCS0)_2TX

5775MHz_TX

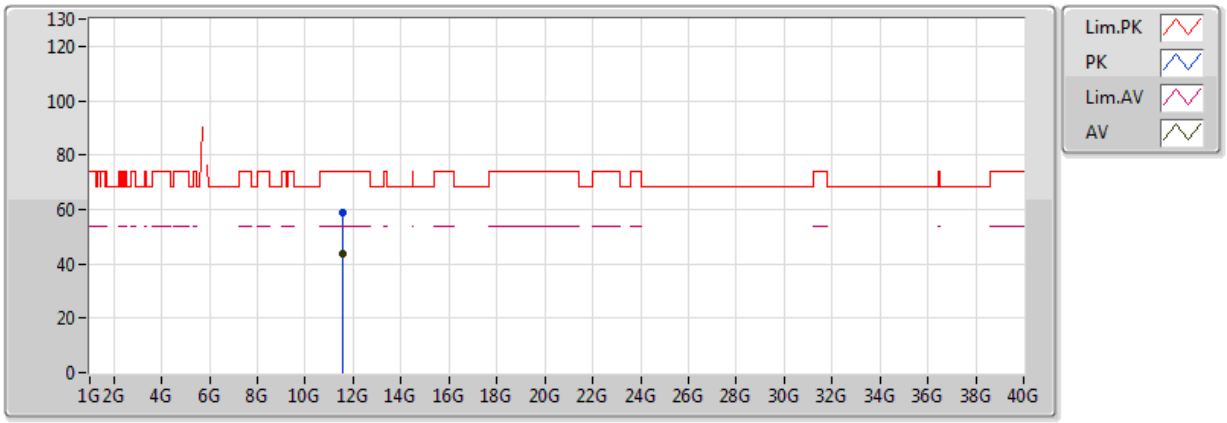

20170710
EUT Z_2TX
Setting 26
04-J-5
FSP(100304)

Type	Freq(Hz)	Level(dBuV/m)	Limit(dBuV/m)	Margin(dB)	Factor(dB)	Dist(m)	Pol.(H/V)	Azimuth(°)	Height(m)	Comments
AV	11.54244G	43.85	54.00	-10.15	16.16	3	H	56	2.00	-
PK	11.54358G	58.68	74.00	-15.32	16.16	3	H	56	2.00	-

Mode: 20 MHz / Port 2

Voltage vs. Frequency Stability

Voltage	Measurement Frequency (MHz)			
(V)	5200 MHz			
	0 Minute	2 Minute	5 Minute	10 Minute
126.50	5199.9860	5199.9852	5199.9843	5199.9840
110.00	5199.9854	5199.9852	5199.9844	5199.9838
93.50	5199.9845	5199.9842	5199.9837	5199.9833
Max. Deviation (MHz)	0.0155	0.0158	0.0163	0.0167
Max. Deviation (ppm)	2.98	3.04	3.13	3.21
Result	Pass			

Temperature vs. Frequency Stability

Temperature	Measurement Frequency (MHz)			
(℃)	5200 MHz			
	0 Minute	2 Minute	5 Minute	10 Minute
-30	5200.0000	5200.0000	5200.0000	5200.0000
-20	5200.0000	5200.0000	5200.0000	5200.0000
-10	5200.0000	5200.0000	5200.0000	5200.0000
0	5199.9837	5199.9828	5199.9821	5199.9815
10	5199.9838	5199.9834	5199.9826	5199.9823
20	5199.9854	5199.9847	5199.9839	5199.9833
30	5199.9879	5199.9878	5199.9877	5199.9874
40	5199.9896	5199.9889	5199.9888	5199.9879
50	5199.9901	5199.9897	5199.9888	5199.9884
Max. Deviation (MHz)	0.0163	0.0172	0.0179	0.0185
Max. Deviation (ppm)	3.13	3.31	3.44	3.56
Result	Pass			

Voltage vs. Frequency Stability

Voltage	Measurement Frequency (MHz)			
(V)	5785 MHz			
	0 Minute	2 Minute	5 Minute	10 Minute
126.50	5784.9859	5784.9849	5784.9847	5784.9845
110.00	5784.9854	5784.9847	5784.9846	5784.9837
93.50	5784.9846	5784.9840	5784.9832	5784.9822
Max. Deviation (MHz)	0.0154	0.0160	0.0168	0.0178
Max. Deviation (ppm)	2.66	2.77	2.90	3.08
Result	Pass			

Temperature vs. Frequency Stability

Temperature	Measurement Frequency (MHz)			
(℃)	5785 MHz			
	0 Minute	2 Minute	5 Minute	10 Minute
-30	5785.0000	5785.0000	5785.0000	5785.0000
-20	5785.0000	5785.0000	5785.0000	5785.0000
-10	5785.0000	5785.0000	5785.0000	5785.0000
0	5784.9824	5784.9815	5784.9807	5784.9803
10	5784.9840	5784.9834	5784.9827	5784.9823
20	5784.9854	5784.9849	5784.9843	5784.9842
30	5784.9879	5784.9878	5784.9874	5784.9866
40	5784.9884	5784.9876	5784.9874	5784.9873
50	5784.9889	5784.9888	5784.9881	5784.9878
Max. Deviation (MHz)	0.0176	0.0185	0.0193	0.0197
Max. Deviation (ppm)	3.04	3.20	3.34	3.41
Result	Pass			

Mode: 40 MHz / Port 2

Voltage vs. Frequency Stability

Voltage	Measurement Frequency (MHz)			
(V)	5190 MHz			
	0 Minute	2 Minute	5 Minute	10 Minute
126.50	5189.9862	5189.9856	5189.9855	5189.9848
110.00	5189.9854	5189.9850	5189.9847	5189.9844
93.50	5189.9847	5189.9841	5189.9839	5189.9833
Max. Deviation (MHz)	0.0153	0.0159	0.0161	0.0167
Max. Deviation (ppm)	2.95	3.06	3.10	3.22
Result	Pass			

Temperature vs. Frequency Stability

Temperature	Measurement Frequency (MHz)			
(℃)	5190 MHz			
	0 Minute	2 Minute	5 Minute	10 Minute
-30	5190.0000	5190.0000	5190.0000	5190.0000
-20	5190.0000	5190.0000	5190.0000	5190.0000
-10	5190.0000	5190.0000	5190.0000	5190.0000
0	5189.9832	5189.9828	5189.9827	5189.9825
10	5189.9841	5189.9832	5189.9826	5189.9820
20	5189.9854	5189.9852	5189.9851	5189.9842
30	5189.9879	5189.9872	5189.9869	5189.9861
40	5189.9894	5189.9893	5189.9886	5189.9885
50	5189.9856	5189.9850	5189.9843	5189.9836
Max. Deviation (MHz)	0.0168	0.0172	0.0174	0.0180
Max. Deviation (ppm)	3.24	3.31	3.35	3.47
Result	Pass			

Voltage vs. Frequency Stability

Voltage	Measurement Frequency (MHz)			
(V)	5755 MHz			
	0 Minute	2 Minute	5 Minute	10 Minute
126.50	5754.9862	5754.9857	5754.9848	5754.9838
110.00	5754.9854	5754.9850	5754.9842	5754.9840
93.50	5754.9853	5754.9844	5754.9834	5754.9828
Max. Deviation (MHz)	0.0147	0.0156	0.0166	0.0172
Max. Deviation (ppm)	2.55	2.71	2.88	2.99
Result	Pass			

Temperature vs. Frequency Stability

Temperature	Measurement Frequency (MHz)			
(℃)	5755 MHz			
	0 Minute	2 Minute	5 Minute	10 Minute
-30	5755.0000	5755.0000	5755.0000	5755.0000
-20	5755.0000	5755.0000	5755.0000	5755.0000
-10	5755.0000	5755.0000	5755.0000	5755.0000
0	5754.9844	5754.9842	5754.9833	5754.9826
10	5754.9850	5754.9842	5754.9838	5754.9828
20	5754.9854	5754.9853	5754.9845	5754.9838
30	5754.9879	5754.9872	5754.9869	5754.9866
40	5754.9889	5754.9888	5754.9881	5754.9873
50	5754.9869	5754.9866	5754.9857	5754.9851
Max. Deviation (MHz)	0.0156	0.0158	0.0167	0.0174
Max. Deviation (ppm)	2.71	2.75	2.90	3.02
Result	Pass			

Mode: 80 MHz / Port 2

Voltage vs. Frequency Stability

Voltage	Measurement Frequency (MHz)			
(V)	5210 MHz			
	0 Minute	2 Minute	5 Minute	10 Minute
126.50	5209.9864	5209.9854	5209.9851	5209.9850
110.00	5209.9854	5209.9847	5209.9844	5209.9838
93.50	5209.9846	5209.9836	5209.9833	5209.9824
Max. Deviation (MHz)	0.0154	0.0164	0.0167	0.0176
Max. Deviation (ppm)	2.96	3.15	3.21	3.38
Result	Pass			

Temperature vs. Frequency Stability

Temperature	Measurement Frequency (MHz)			
(℃)	5210 MHz			
	0 Minute	2 Minute	5 Minute	10 Minute
-30	5210.0000	5210.0000	5210.0000	5210.0000
-20	5210.0000	5210.0000	5210.0000	5210.0000
-10	5210.0000	5210.0000	5210.0000	5210.0000
0	5209.9830	5209.9821	5209.9814	5209.9808
10	5209.9846	5209.9839	5209.9836	5209.9827
20	5209.9854	5209.9851	5209.9846	5209.9839
30	5209.9879	5209.9873	5209.9869	5209.9860
40	5209.9887	5209.9880	5209.9873	5209.9867
50	5209.9863	5209.9860	5209.9854	5209.9846
Max. Deviation (MHz)	0.0170	0.0179	0.0186	0.0192
Max. Deviation (ppm)	3.26	3.44	3.57	3.69
Result	Pass			

Voltage vs. Frequency Stability

Voltage	Measurement Frequency (MHz)			
(V)	5775 MHz			
	0 Minute	2 Minute	5 Minute	10 Minute
126.50	5774.9863	5774.9859	5774.9851	5774.9843
110.00	5774.9854	5774.9847	5774.9844	5774.9843
93.50	5774.9848	5774.9846	5774.9836	5774.9830
Max. Deviation (MHz)	0.0152	0.0154	0.0164	0.0170
Max. Deviation (ppm)	2.63	2.67	2.84	2.94
Result	Pass			

Temperature vs. Frequency Stability

Temperature	Measurement Frequency (MHz)			
(℃)	5775 MHz			
	0 Minute	2 Minute	5 Minute	10 Minute
-30	5775.0000	5775.0000	5775.0000	5775.0000
-20	5775.0000	5775.0000	5775.0000	5775.0000
-10	5775.0000	5775.0000	5775.0000	5775.0000
0	5774.9834	5774.9833	5774.9825	5774.9816
10	5774.9853	5774.9848	5774.9839	5774.9830
20	5774.9854	5774.9851	5774.9846	5774.9836
30	5774.9879	5774.9874	5774.9864	5774.9863
40	5774.9899	5774.9893	5774.9885	5774.9881
50	5774.9861	5774.9855	5774.9851	5774.9848
Max. Deviation (MHz)	0.0166	0.0167	0.0175	0.0184
Max. Deviation (ppm)	2.87	2.89	3.03	3.19
Result	Pass			

RSE Co-location Result			
Operating Mode	1	**Polarization**	Horizontal
Operating Function	Normal Link		

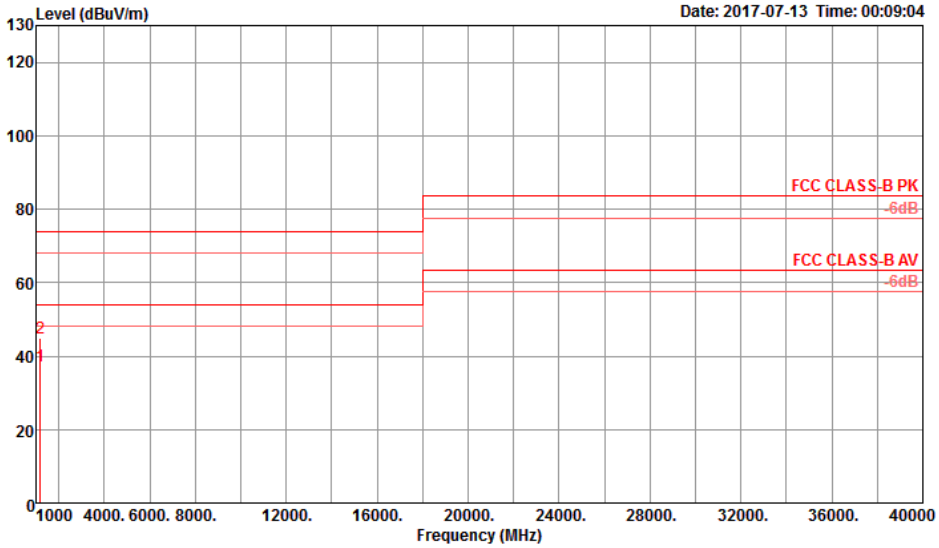

	Freq	Level	Limit Line	Over Limit	Read Level	Cable Loss	Antenna Factor	Preamp Factor	A/Pos	T/Pos	Remark	Pol/Phase
	MHz	dBuV/m	dBuV/m	dB	dBuV	dB	dB/m	dB	cm	deg		
1	1199.49	37.31	54.00	-16.69	45.59	2.60	24.51	35.39	102	165	Average	HORIZONTAL
2	1199.92	45.05	74.00	-28.95	53.33	2.60	24.51	35.39	102	165	Peak	HORIZONTAL

RSE Co-location Result			
Operating Mode	1	**Polarization**	Vertical
Operating Function	Normal Link		

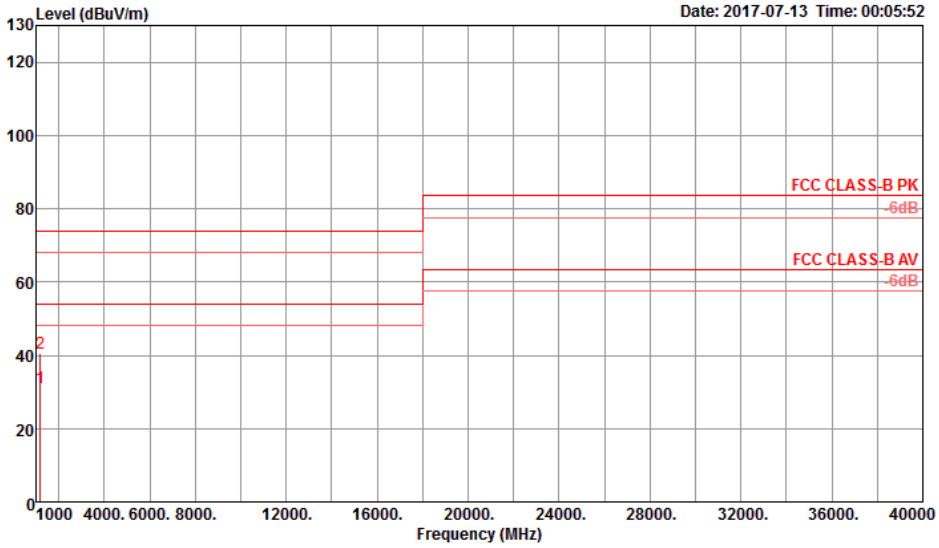

	Freq	Level	Limit Line	Over Limit	Read Level	Cable Loss	Antenna Factor	Preamp Factor	A/Pos	T/Pos	Remark	Pol/Phase
	MHz	dBuV/m	dBuV/m	dB	dBuV	dB	dB/m	dB	cm	deg		
1	1199.68	31.06	54.00	-22.94	39.34	2.60	24.51	35.39	121	128	Average	VERTICAL
2	1199.78	40.47	74.00	-33.53	48.75	2.60	24.51	35.39	121	128	Peak	VERTICAL