Band Edges (CH High)

Detector mode: Peak **Polarity: Vertical**

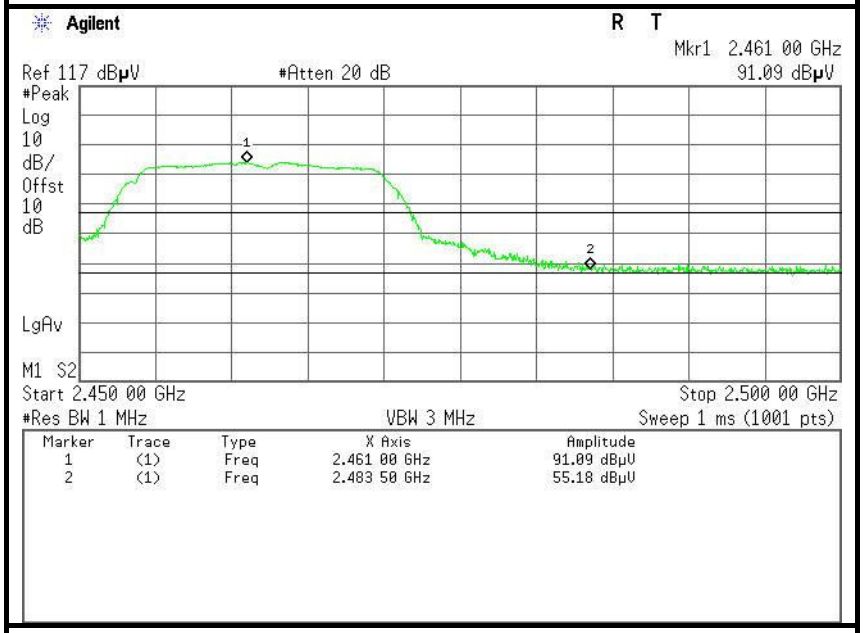

Detector mode: Average **Polarity: Vertical**

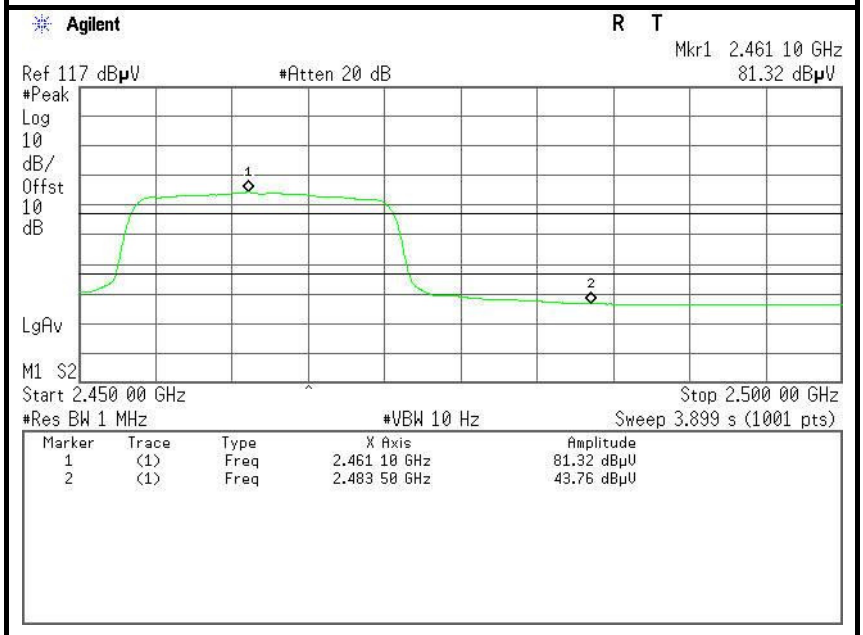

No.	Frequency (MHz)	Reading (dBuV)	Corrected (dB/m)	Result (dBuV/m)	Limit (dBuV/m)	Margin (dB)	Detector	Antenna Pole
1	2483.5000	57.53	-2.35	55.18	74.00	-18.82	Peak	Vertical
2	2483.5000	46.11	-2.35	43.76	54.00	-10.24	Average	Vertical

This report shall not be reproduced except in full, without the written approval of Compliance Certification Services.

Detector mode: Peak **Polarity: Horizontal**

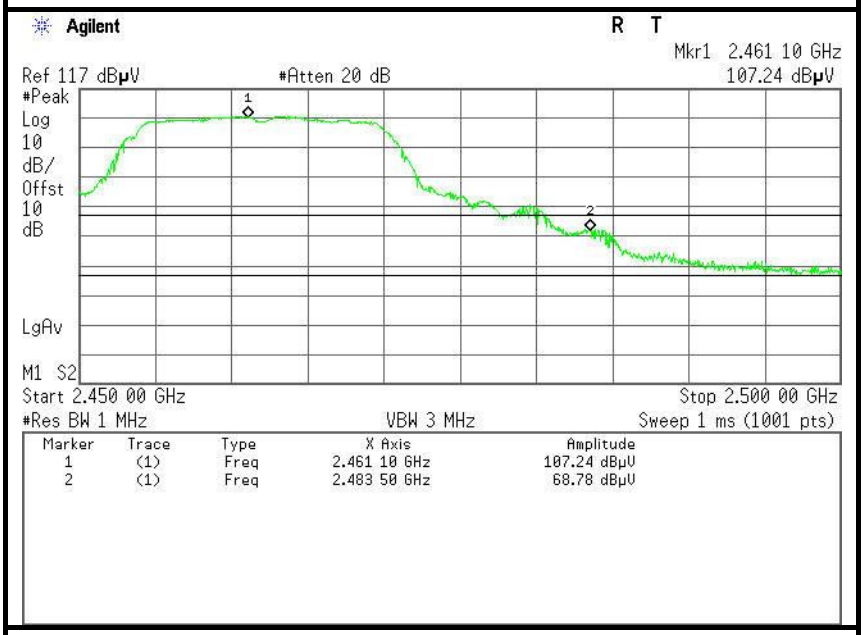

Detector mode: Average **Polarity: Horizontal**

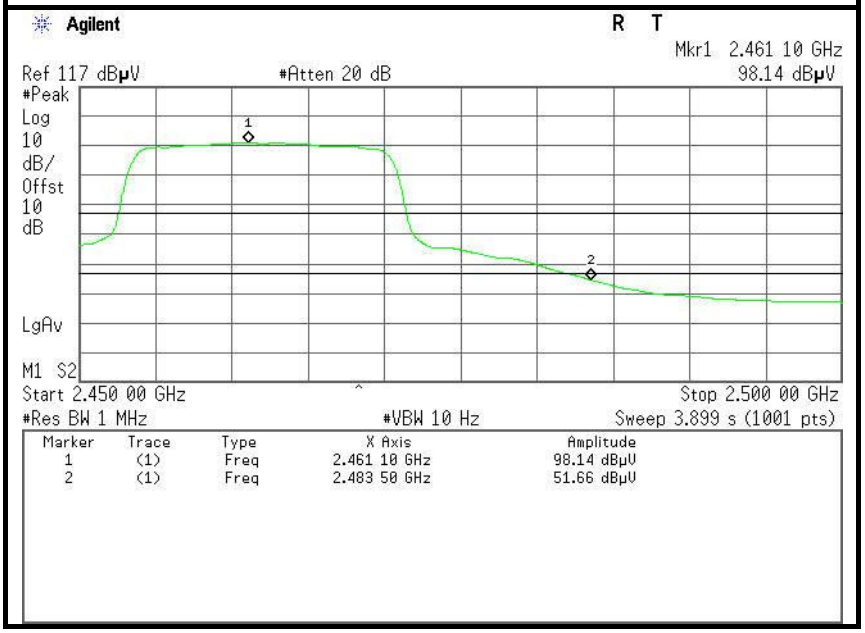

No.	Frequency (MHz)	Reading (dBuV)	Corrected (dB/m)	Result (dBuV/m)	Limit (dBuV/m)	Margin (dB)	Detector	Antenna Pole
1	2483.5000	71.13	-2.35	68.78	74.00	-5.22	Peak	Horizontal
2	2483.5000	54.01	-2.35	51.66	54.00	-2.34	Average	Horizontal

This report shall not be reproduced except in full, without the written approval of Compliance Certification Services.

IEEE 802.11n HT20 MHz mode (Combine with Antenna 0 and Antenna 1)

Band Edges (CH Low)

Detector mode: Peak **Polarity: Vertical**

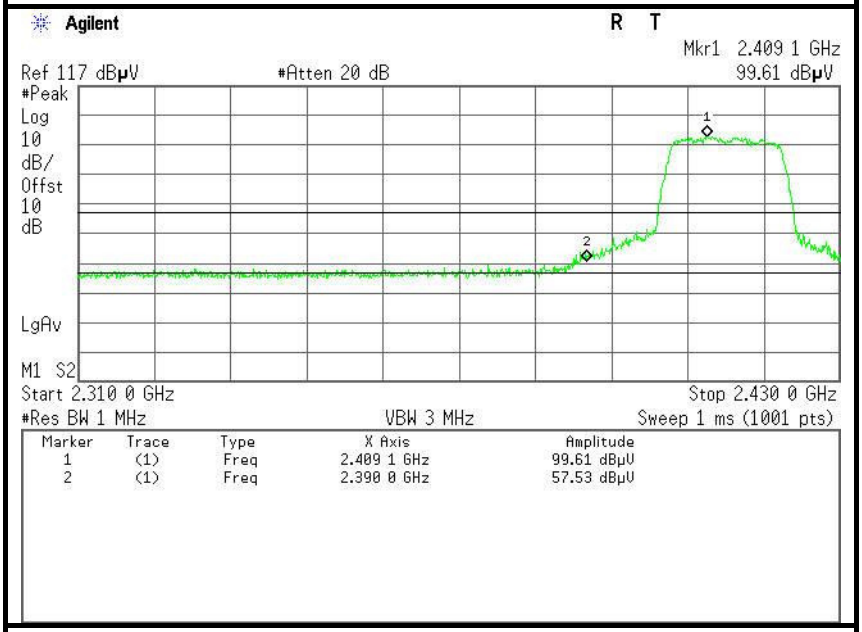

Detector mode: Average **Polarity: Vertical**

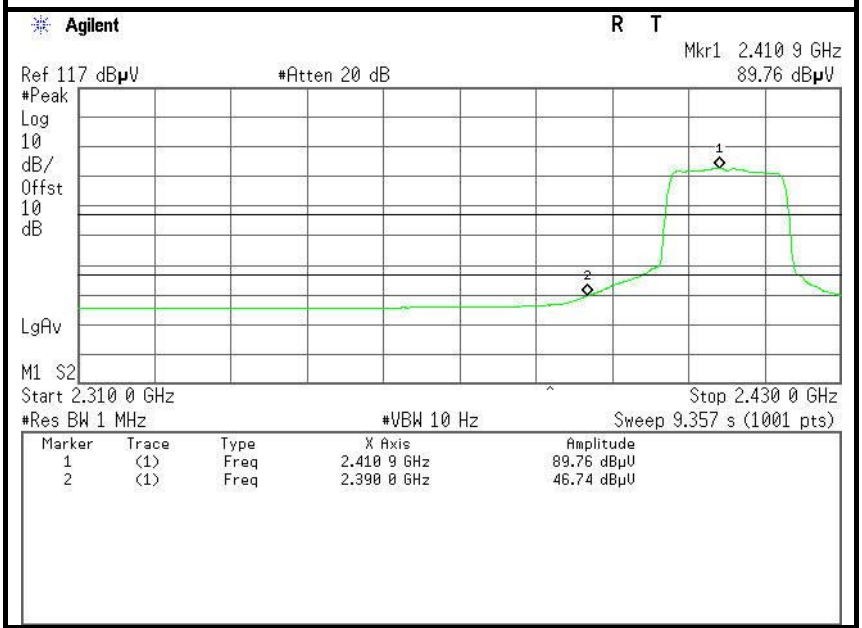

No.	Frequency (MHz)	Reading (dBuV)	Corrected (dB/m)	Result (dBuV/m)	Limit (dBuV/m)	Margin (dB)	Detector	Antenna Pole
1	2390.0000	60.39	-2.86	57.53	74.00	-16.47	Peak	Vertical
2	2390.0000	49.60	-2.86	46.74	54.00	-7.26	Average	Vertical

This report shall not be reproduced except in full, without the written approval of Compliance Certification Services.

Detector mode: Peak Polarity: Horizontal

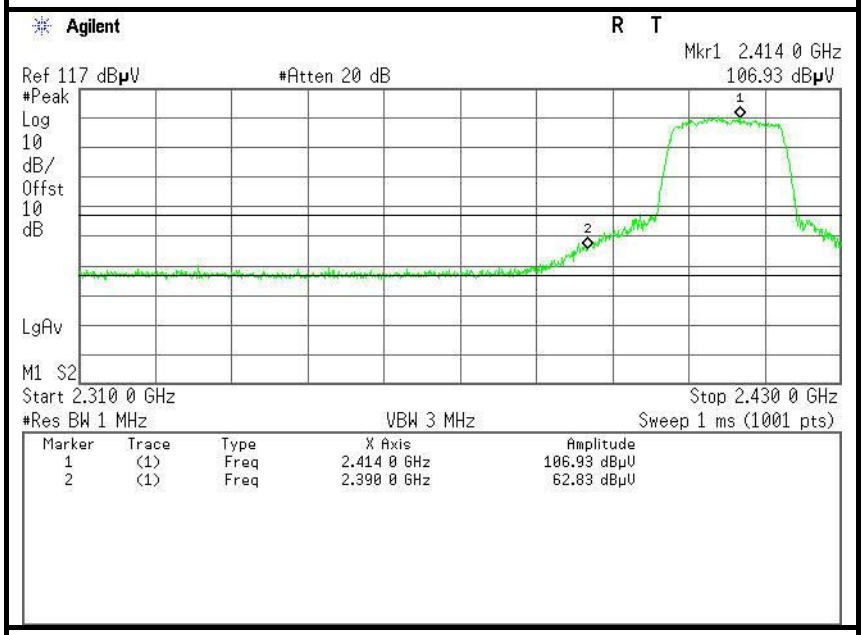

Detector mode: Average Polarity: Horizontal

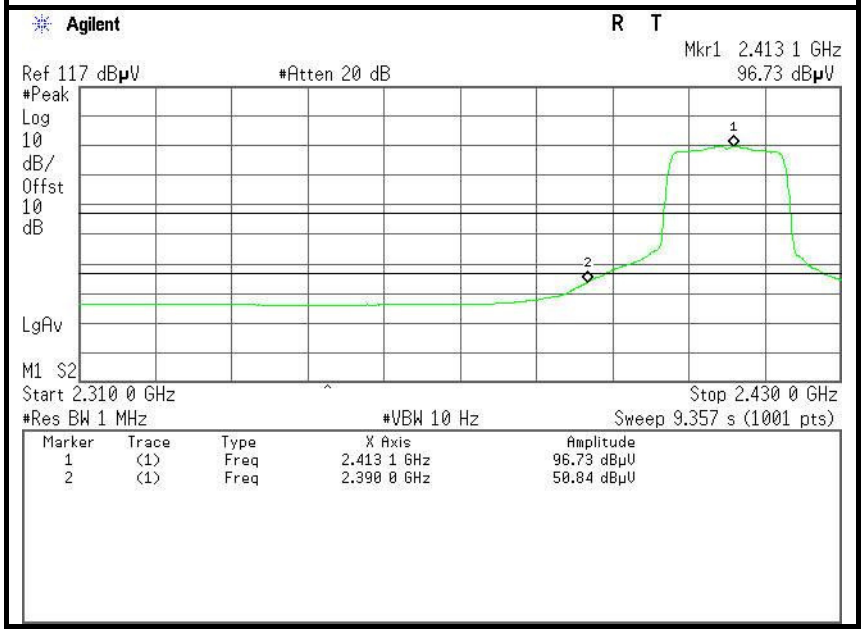

No.	Frequency (MHz)	Reading (dBuV)	Corrected (dB/m)	Result (dBuV/m)	Limit (dBuV/m)	Margin (dB)	Detector	Antenna Pole
1	2390.0000	65.69	-2.86	62.83	74.00	-11.17	Peak	Horizontal
2	2390.0000	53.70	-2.86	50.84	54.00	-3.16	Average	Horizontal

This report shall not be reproduced except in full, without the written approval of Compliance Certification Services.

Band Edges (CH High)

Detector mode: Peak **Polarity: Vertical**

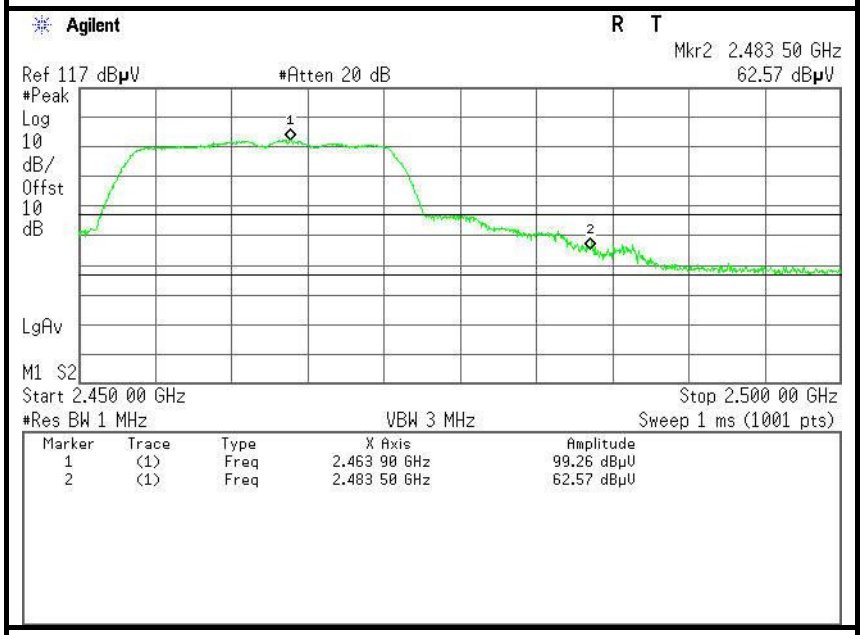

Detector mode: Average **Polarity: Vertical**

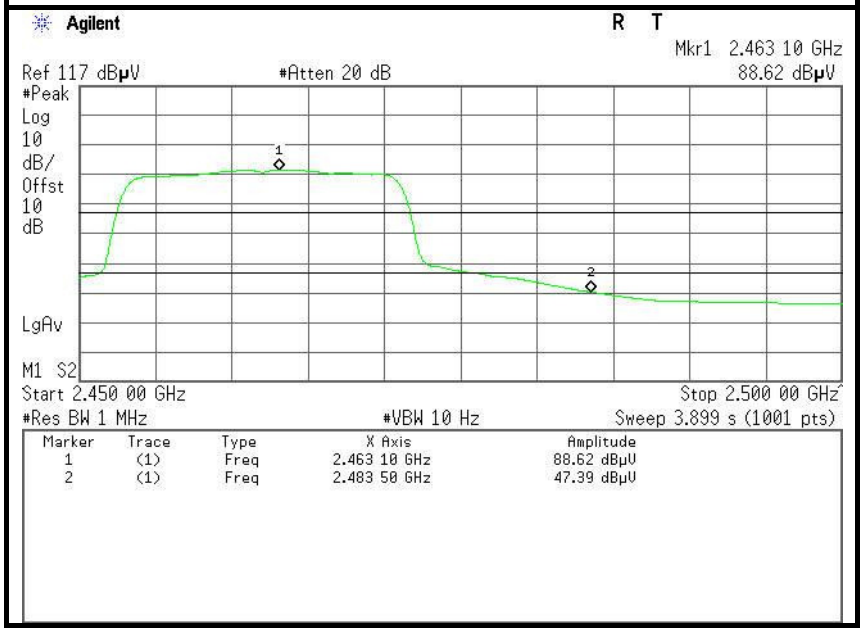

No.	Frequency (MHz)	Reading (dBuV)	Corrected (dB/m)	Result (dBuV/m)	Limit (dBuV/m)	Margin (dB)	Detector	Antenna Pole
1	2483.5000	64.92	-2.35	62.57	74.00	-11.43	Peak	Vertical
2	2483.5000	49.74	-2.35	47.39	54.00	-6.61	Average	Vertical

This report shall not be reproduced except in full, without the written approval of Compliance Certification Services.

Detector mode: Peak **Polarity: Horizontal**

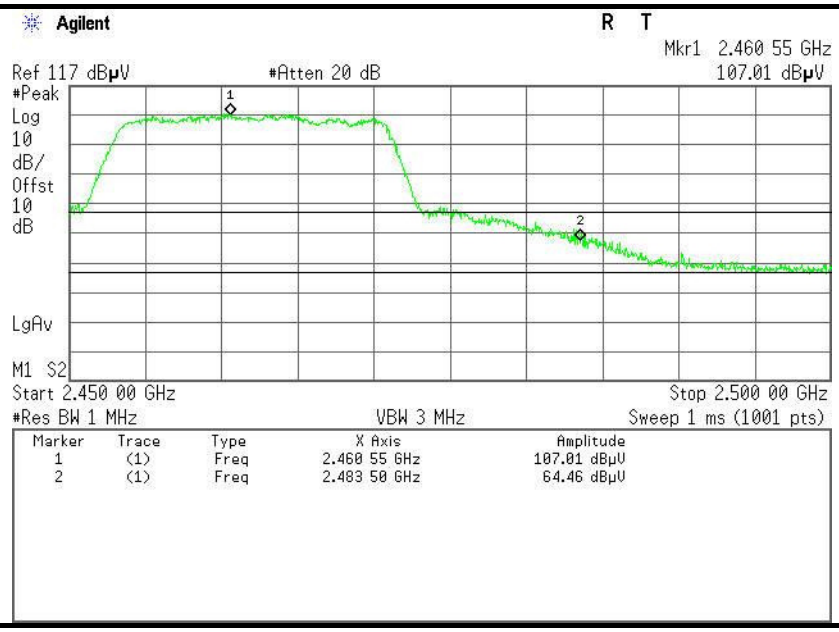

Detector mode: Average **Polarity: Horizontal**

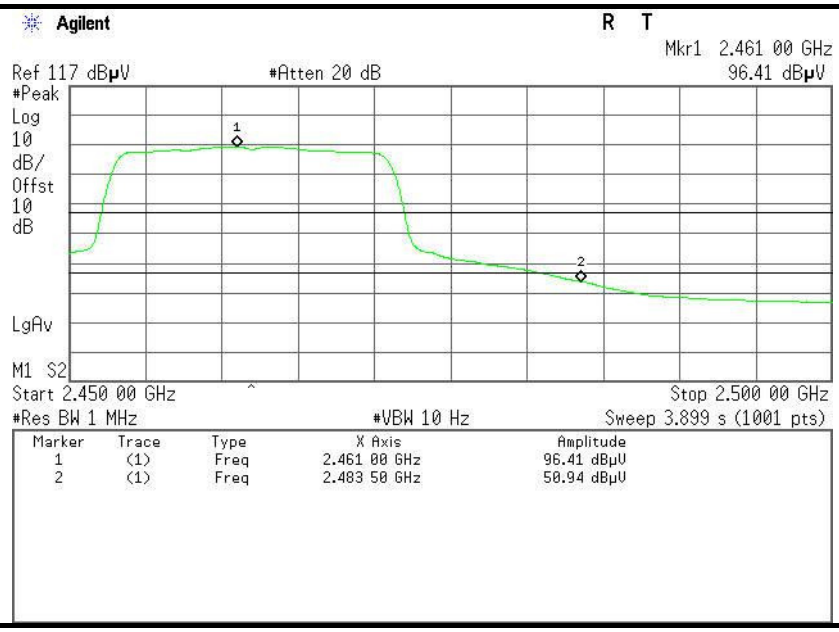

No.	Frequency (MHz)	Reading (dBuV)	Corrected (dB/m)	Result (dBuV/m)	Limit (dBuV/m)	Margin (dB)	Detector	Antenna Pole
1	2483.5000	66.81	-2.35	64.46	74.00	-9.54	Peak	Horizontal
2	2483.5000	53.29	-2.35	50.94	54.00	-3.06	Average	Horizontal

This report shall not be reproduced except in full, without the written approval of Compliance Certification Services.

IEEE 802.11n HT40 MHz mode (Combine with Antenna 0 and Antenna 1)

Band Edges (CH Low)

Detector mode: Peak **Polarity: Vertical**

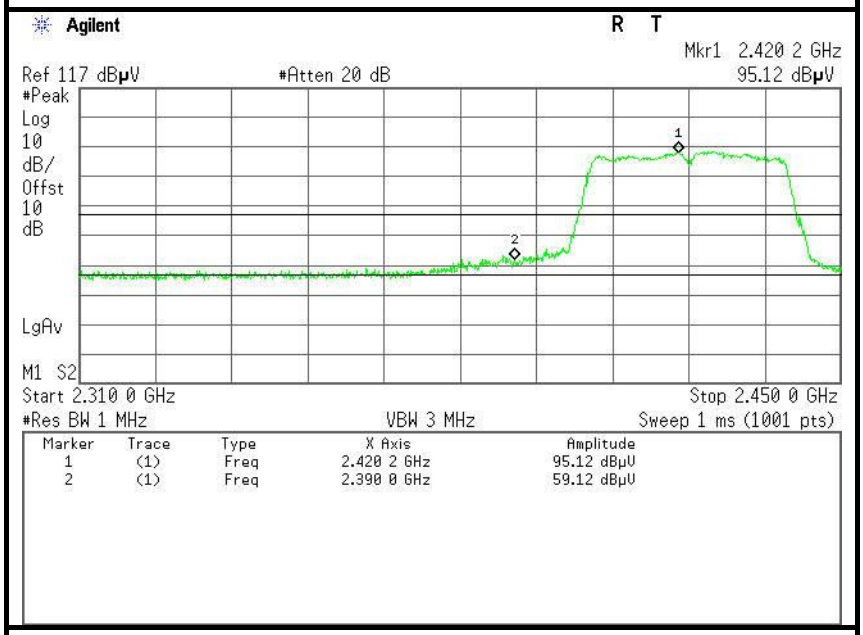

Detector mode: Average **Polarity: Vertical**

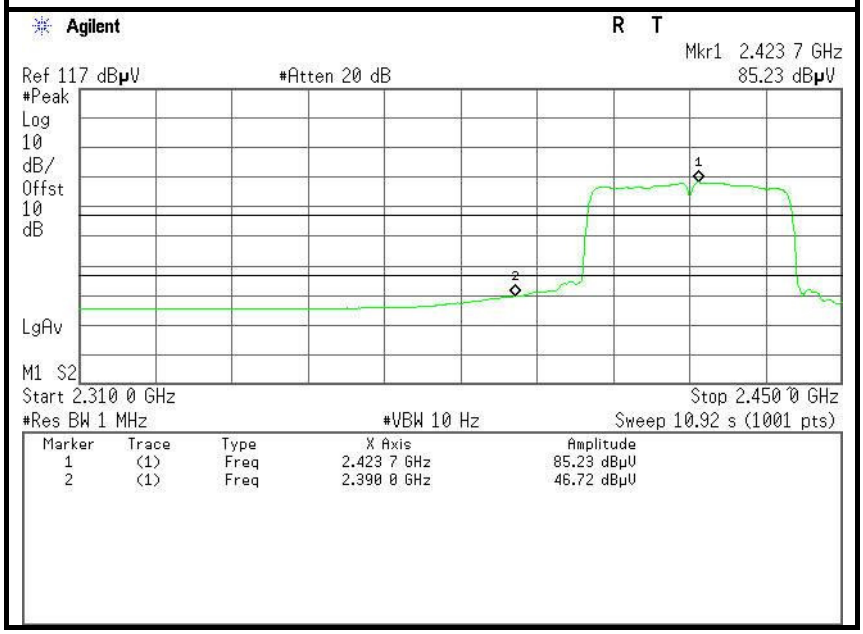

No.	Frequency (MHz)	Reading (dBuV)	Corrected (dB/m)	Result (dBuV/m)	Limit (dBuV/m)	Margin (dB)	Detector	Antenna Pole
1	2390.0000	61.98	-2.86	59.12	74.00	-14.88	Peak	Vertical
2	2390.0000	49.58	-2.86	46.72	54.00	-7.28	Average	Vertical

This report shall not be reproduced except in full, without the written approval of Compliance Certification Services.

Detector mode: Peak **Polarity: Horizontal**

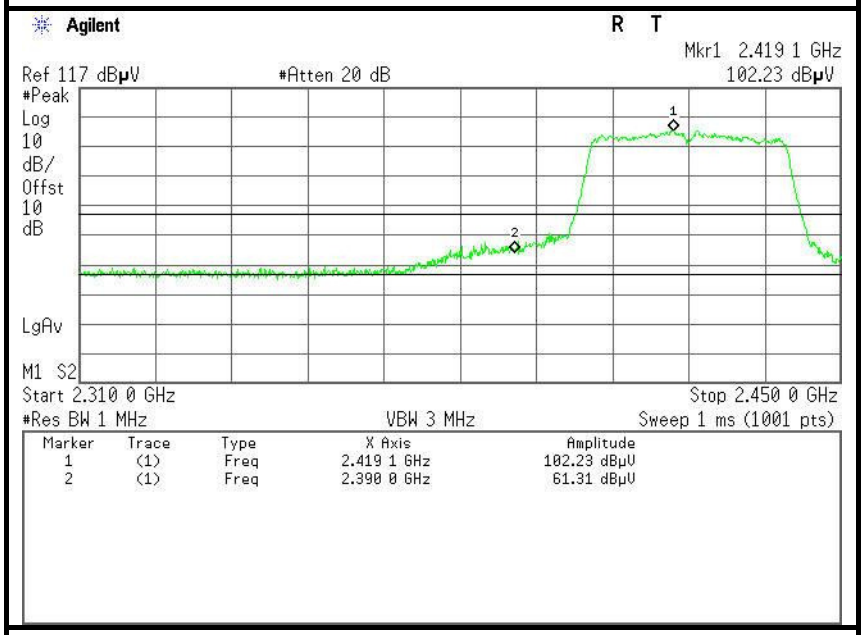

Detector mode: Average **Polarity: Horizontal**

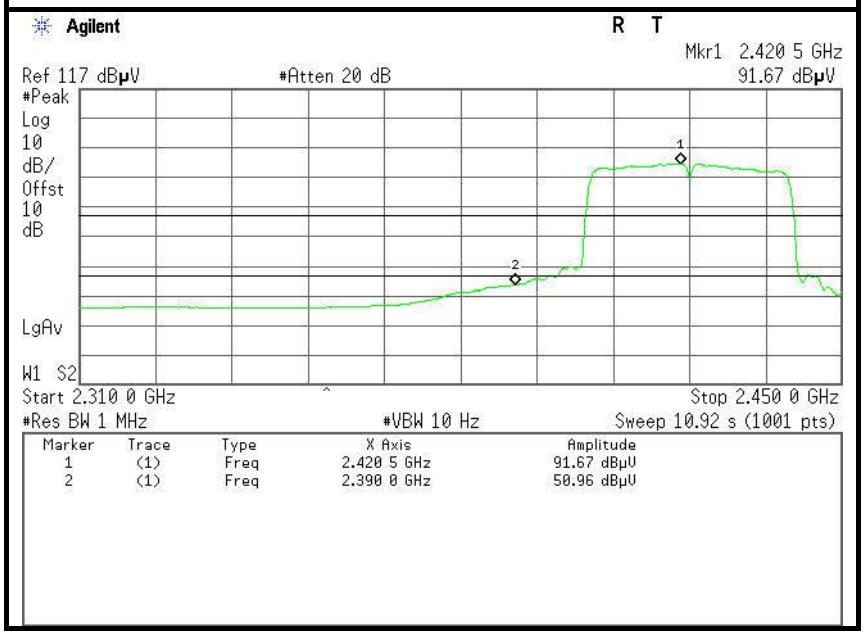

No.	Frequency (MHz)	Reading (dBuV)	Corrected (dB/m)	Result (dBuV/m)	Limit (dBuV/m)	Margin (dB)	Detector	Antenna Pole
1	2390.0000	64.17	-2.86	61.31	74.00	-12.69	Peak	Horizontal
2	2390.0000	53.82	-2.86	50.96	54.00	-3.04	Average	Horizontal

This report shall not be reproduced except in full, without the written approval of Compliance Certification Services.

Band Edges (CH High)

Detector mode: Peak **Polarity: Vertical**

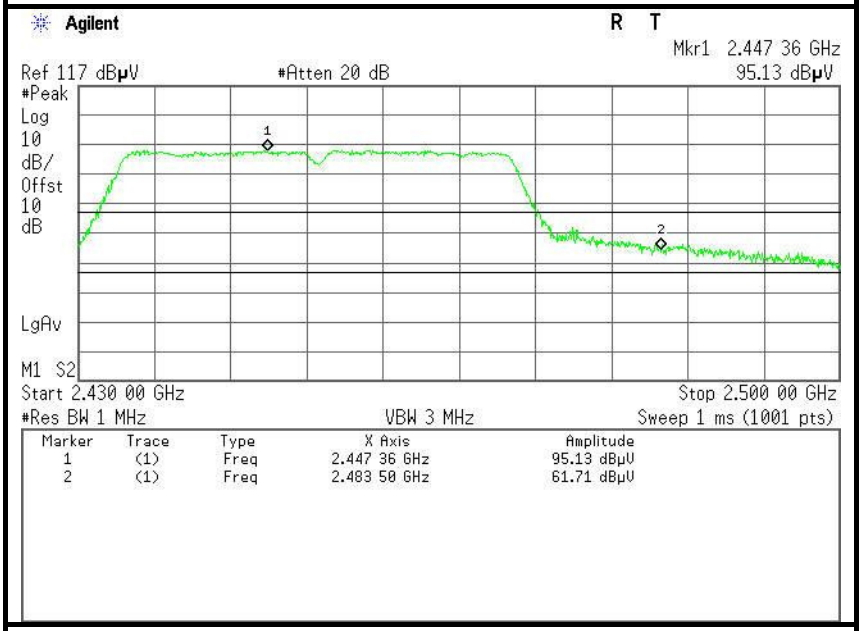

Detector mode: Average **Polarity: Vertical**

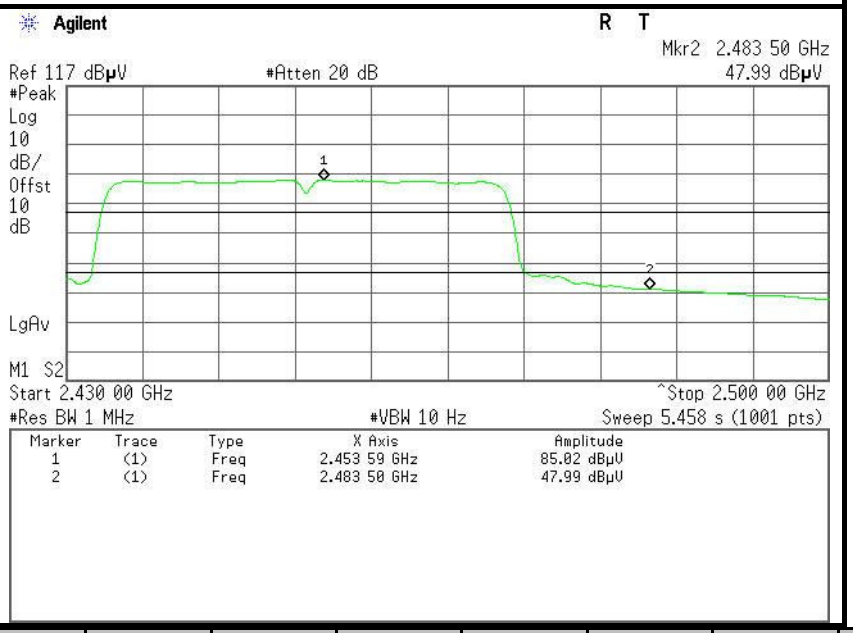

No.	Frequency (MHz)	Reading (dBuV)	Corrected (dB/m)	Result (dBuV/m)	Limit (dBuV/m)	Margin (dB)	Detector	Antenna Pole
1	2483.5000	64.06	-2.35	61.71	74.00	-12.29	Peak	Vertical
2	2483.5000	50.34	-2.35	47.99	54.00	-6.01	Average	Vertical

This report shall not be reproduced except in full, without the written approval of Compliance Certification Services.

Detector mode: Peak **Polarity: Horizontal**

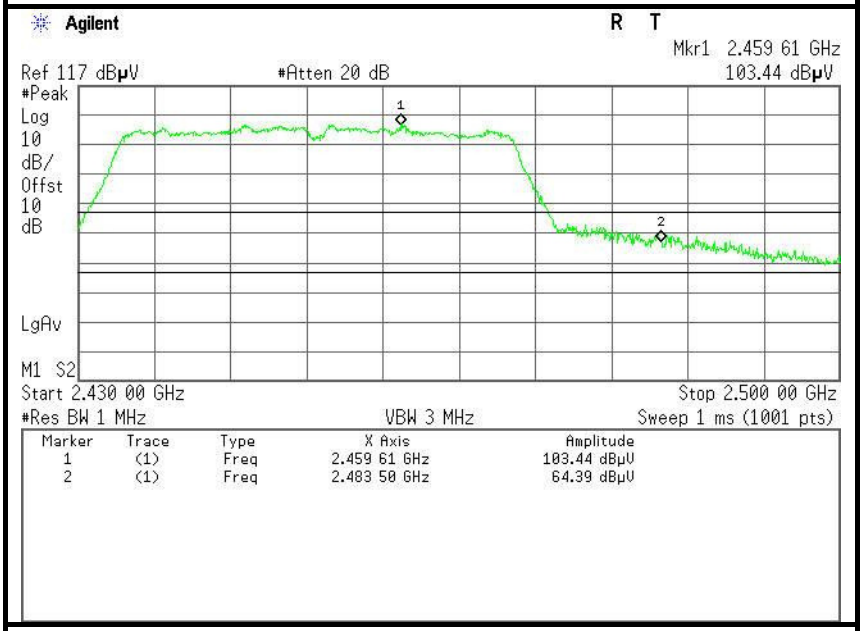

Detector mode: Average **Polarity: Horizontal**

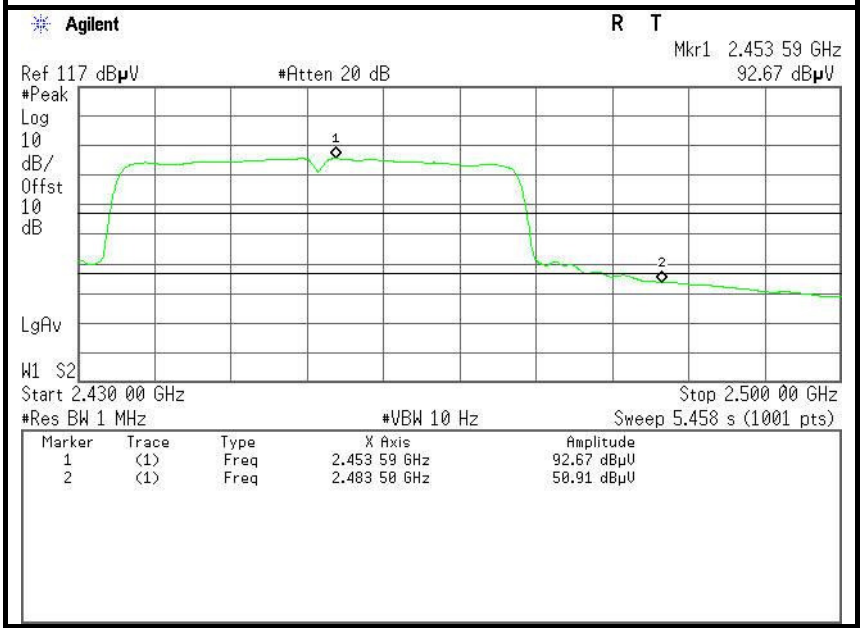

No.	Frequency (MHz)	Reading (dBuV)	Corrected (dB/m)	Result (dBuV/m)	Limit (dBuV/m)	Margin (dB)	Detector	Antenna Pole
1	2483.5000	66.74	-2.35	64.39	74.00	-9.61	Peak	Horizontal
2	2483.5000	53.26	-2.35	50.91	54.00	-3.09	Average	Horizontal

This report shall not be reproduced except in full, without the written approval of Compliance Certification Services.

7.7. PEAK POWER SPECTRAL DENSITY MEASUREMENT

7.7.1. LIMITS

According to §15.247(e), for digitally modulated systems, the power spectral density conducted from the intentional radiator to the antenna shall not be greater than 8 dBm in any 3 kHz band during any time interval of continuous transmission.

According to §15.247(f), the digital modulation operation of the hybrid system, with the frequency hopping turned off, shall comply with the power density requirements of paragraph (d) of this section.

7.7.2. TEST INSTRUMENTS

Name of Equipment	Manufacturer	Model	Serial Number	Last Calibration	Calibration Due
Spectrum Analyzer	Agilent	N9010A	MY52221469	02/21/2016	02/20/2017

7.7.3. TEST PROCEDURES (please refer to measurement standard)

§15.247(e)specifies a conducted power spectral density (PSD) limit of 8 dBm in any 3 kHz band segment within the fundamental EBW during any time interval of continuous transmission. The same method as used to determine the conducted output power shall be used to determine the power spectral density (i.e., if peak-detected fundamental power was measured then use the peak PSD procedure and if average fundamental power was measured then use the average PSD procedure).

10.2 Method PKPSD (peak PSD)

1. Set analyzer center frequency to DTS channel center frequency.
2. Set the span to 1.5 times the DTS bandwidth.
3. Set the RBW to: 3 kHz ≤ RBW ≤ 100 kHz.
4. Set the VBW ≥ 3 x RBW.
5. Detector = peak.
6. Sweep time = auto couple.
7. Trace mode = max hold.
8. Allow trace to fully stabilize.
9. Use the peak marker function to determine the maximum amplitude level within the RBW.
10. If measured value exceeds limit, reduce RBW (no less than 3 kHz) and repeat.

7.7.4. TEST SETUP

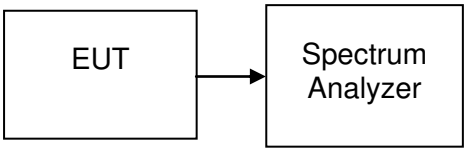

This report shall not be reproduced except in full, without the written approval of Compliance Certification Services.

7.7.5. TEST RESULTS

No non-compliance noted

Test Data

Test mode: IEEE 802.11b (Antenna 0)

Channel	Frequency (MHz)	PPSD (dBm)	Limit (dBm)	Test Result
Low	2412	-13.36	8	PASS
Mid	2437	-12.40		PASS
High	2462	-11.78		PASS

Test mode: IEEE 802.11b (Antenna 1)

Channel	Frequency (MHz)	PPSD (dBm)	Limit (dBm)	Test Result
Low	2412	-14.12	8	PASS
Mid	2437	-13.04		PASS
High	2462	-12.42		PASS

Test mode: IEEE 802.11g (Antenna 0)

Channel	Frequency (MHz)	PPSD (dBm)	Limit (dBm)	Test Result
Low	2412	-19.25	8	PASS
Mid	2437	-16.29		PASS
High	2462	-15.56		PASS

Test mode: IEEE 802.11g (Antenna 1)

Channel	Frequency (MHz)	PPSD (dBm)	Limit (dBm)	Test Result
Low	2412	-18.63	8	PASS
Mid	2437	-17.42		PASS
High	2462	-16.34		PASS

This report shall not be reproduced except in full, without the written approval of Compliance Certification Services.

Test mode: IEEE 802.11n HT20 MHz (Combine with Antenna 0 and Antenna 1)

Channel	Frequency (MHz)	PPSD (dBm)			Limit (dBm)	Test Result
		Antenna 0	Antenna 1	Total		
Low	2412	-17.04	-20.90	-15.54	8	PASS
Mid	2437	-15.94	-17.92	-13.81		PASS
High	2462	-14.41	-15.95	-12.10		PASS

Test mode: IEEE 802.11n HT40 MHz (Combine with Antenna 0 and Antenna 1)

Channel	Frequency (MHz)	PPSD (dBm)			Limit (dBm)	Test Result
		Antenna 0	Antenna 1	Total		
Low	2422	-17.79	-19.79	-15.66	8	PASS
Mid	2437	-17.08	-19.46	-15.10		PASS
High	2452	-16.51	-17.83	-14.11		PASS

This report shall not be reproduced except in full, without the written approval of Compliance Certification Services.

Test Plot

IEEE 802.11b mode (Antenna 0)

PPSD (CH Low)

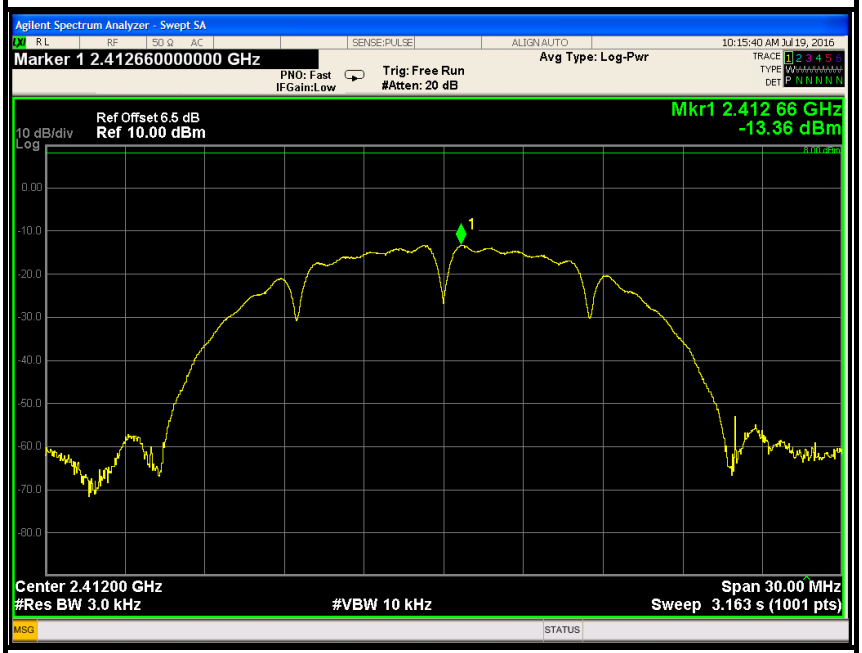

PPSD (CH Mid)

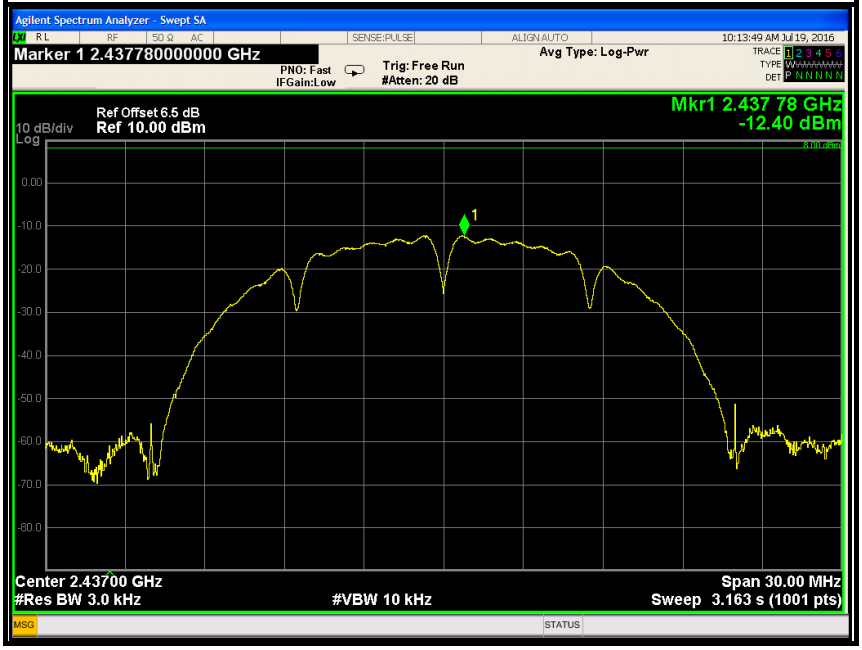

This report shall not be reproduced except in full, without the written approval of Compliance Certification Services.

PPSD (CH High)

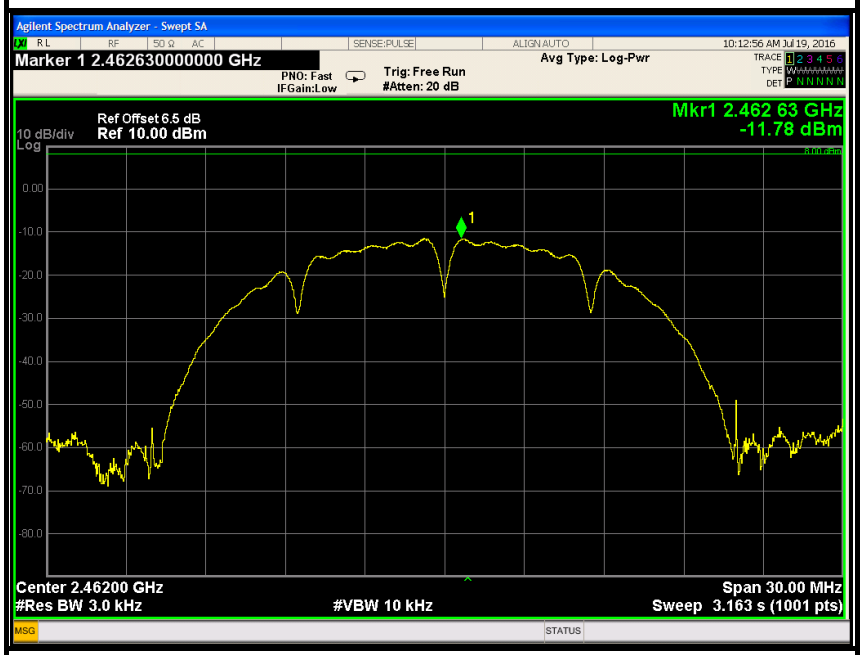

IEEE 802.11b mode (Antenna 1)

PPSD (CH Low)

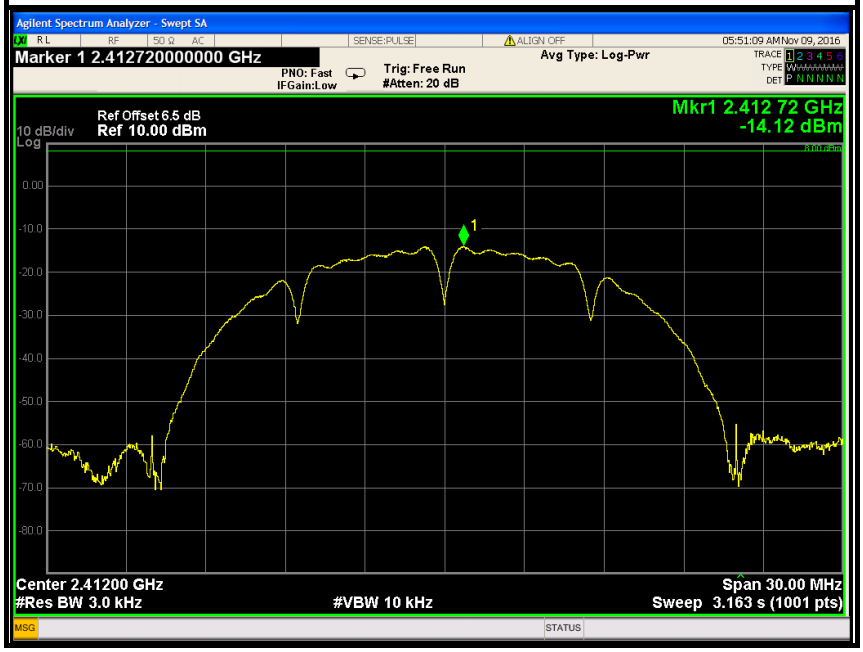

This report shall not be reproduced except in full, without the written approval of Compliance Certification Services.

PPSD (CH Mid)

PPSD (CH High)

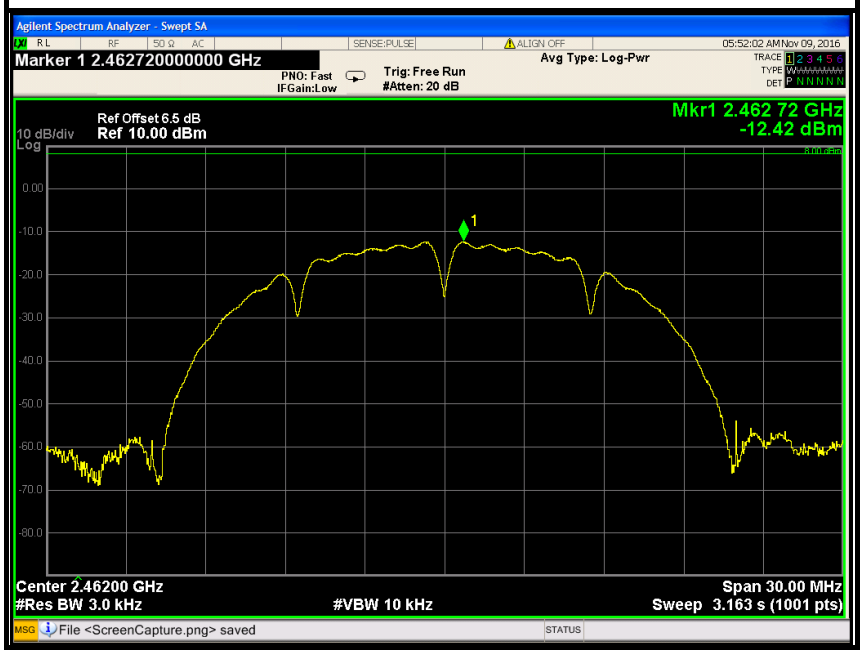

This report shall not be reproduced except in full, without the written approval of Compliance Certification Services.

IEEE 802.11g mode (Antenna 0)

PPSD (CH Low)

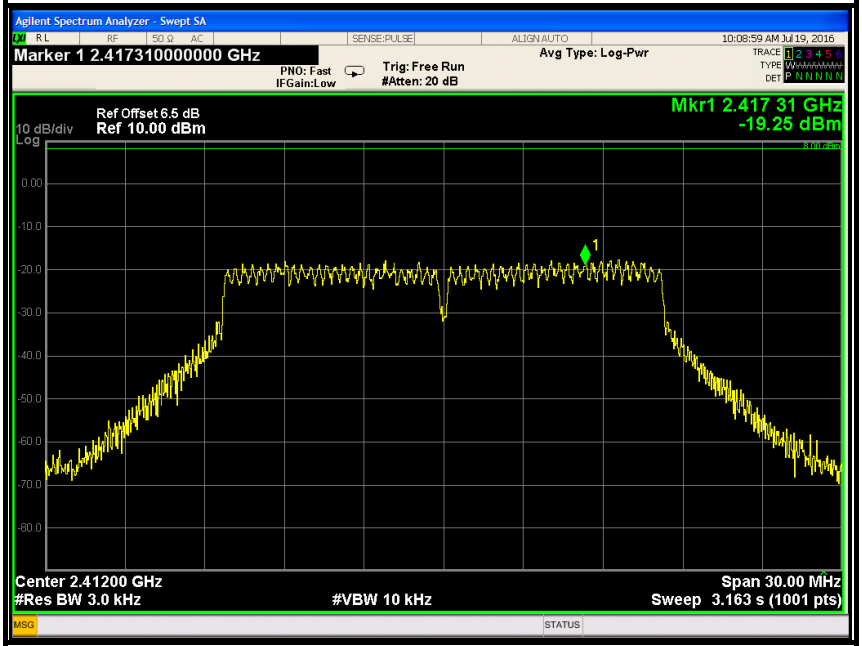

PPSD (CH Mid)

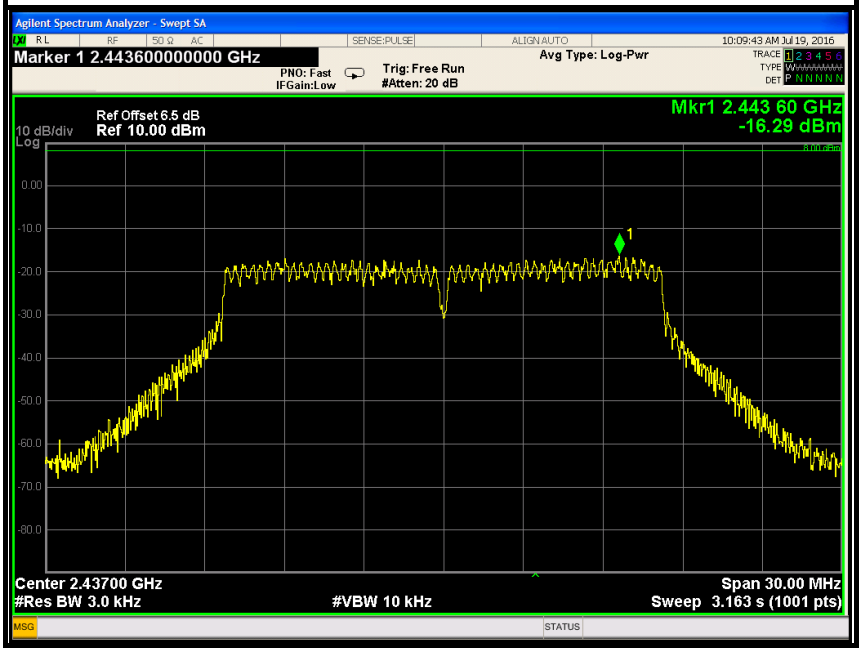

This report shall not be reproduced except in full, without the written approval of Compliance Certification Services.

PPSD (CH High)

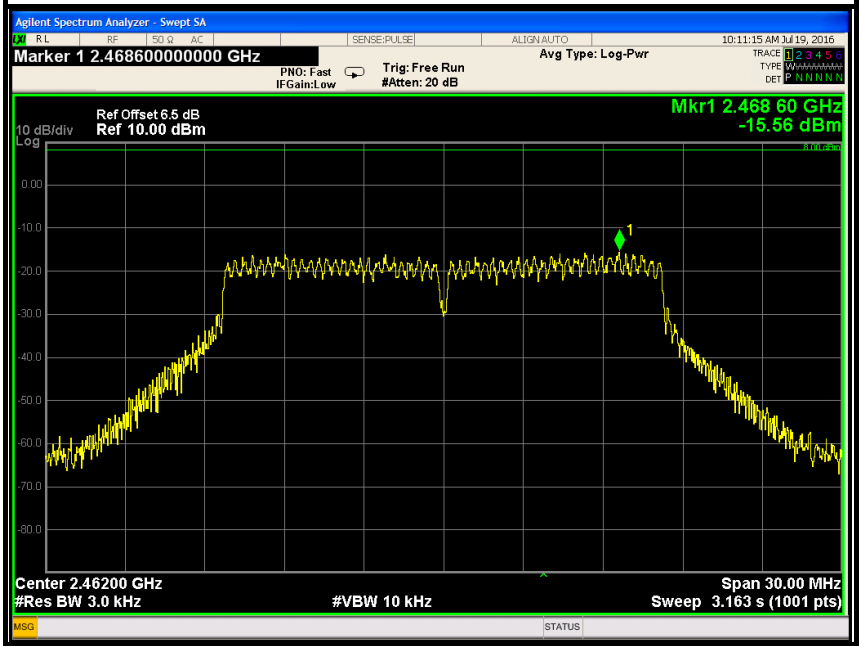

IEEE 802.11g mode (Antenna 1)

PPSD (CH Low)

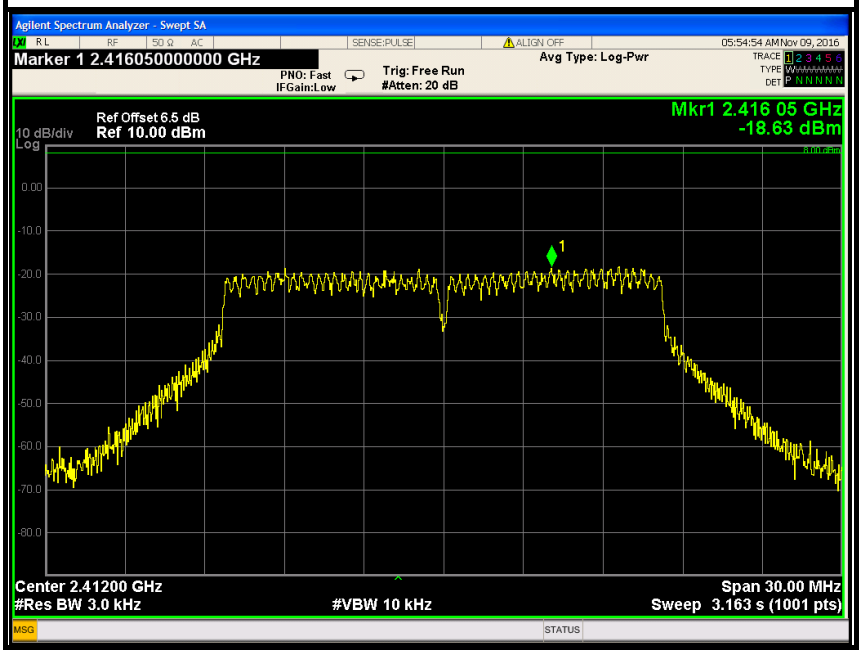

This report shall not be reproduced except in full, without the written approval of Compliance Certification Services.

PPSD (CH Mid)

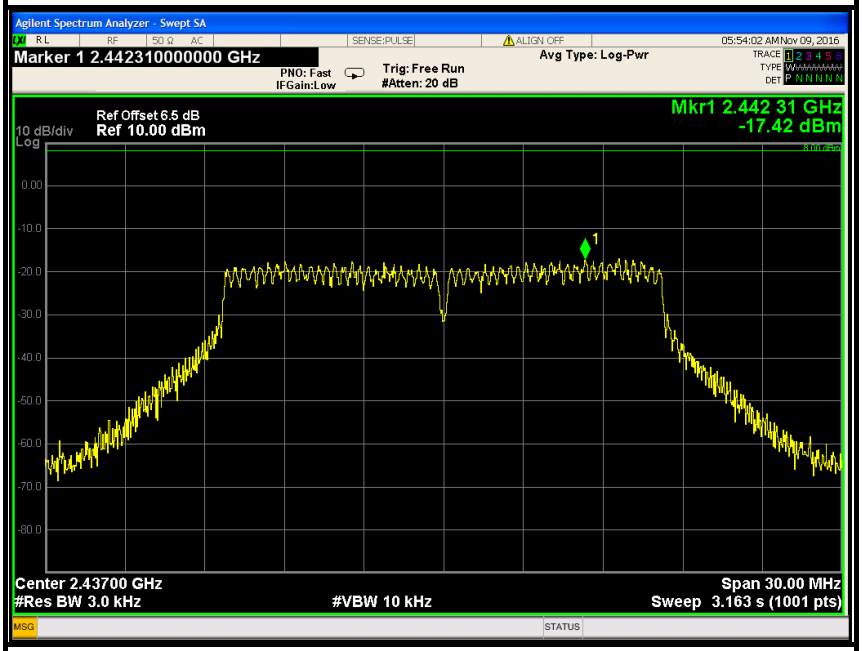

PPSD (CH High)

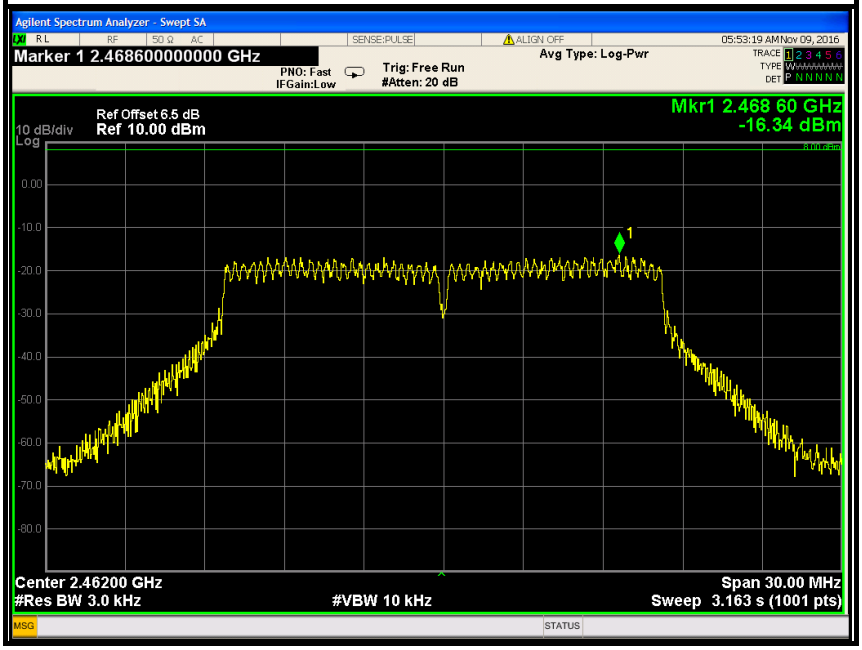

This report shall not be reproduced except in full, without the written approval of Compliance Certification Services.

IEEE 802.11n HT20 MHz mode (Antenna 0)

PPSD (CH Low)

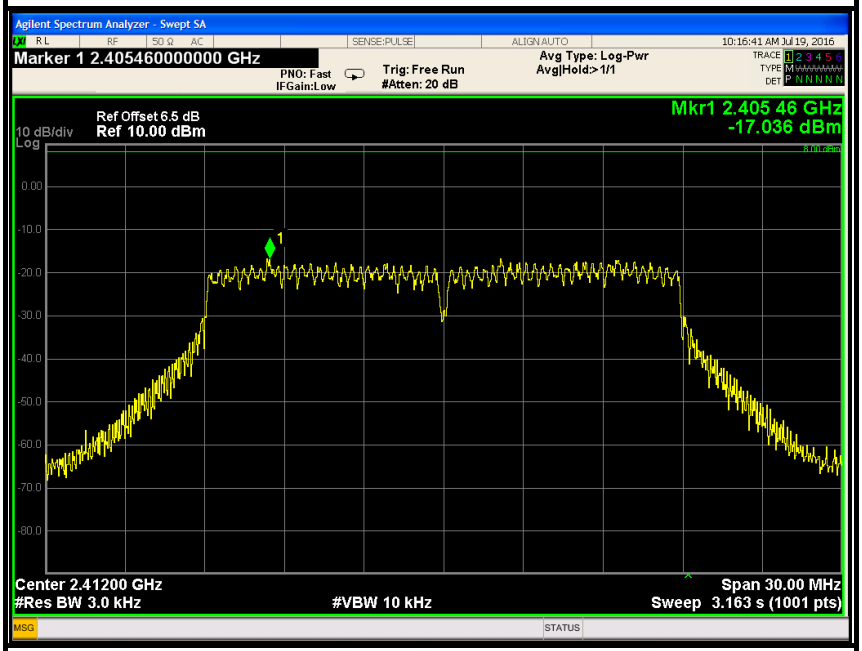

PPSD (CH Mid)

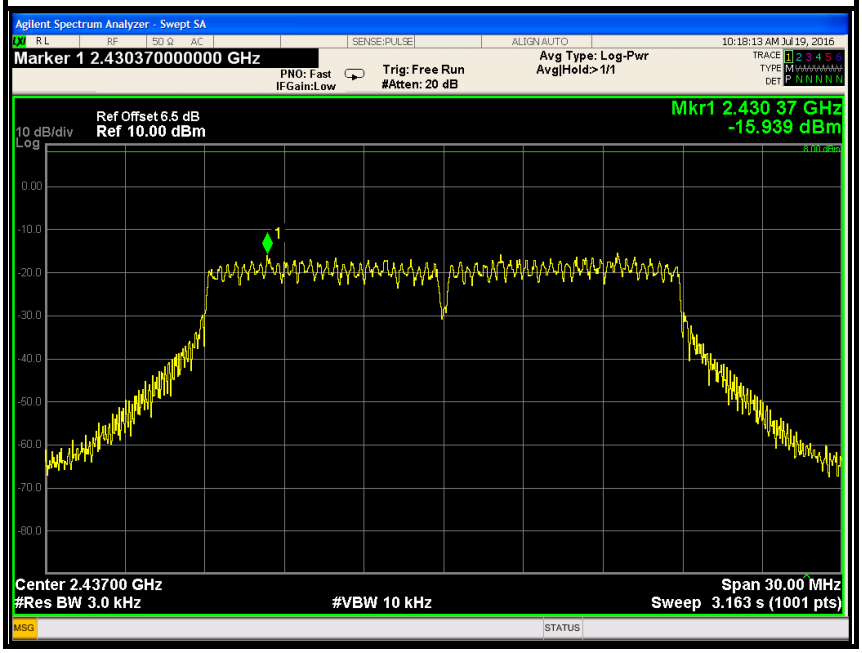

This report shall not be reproduced except in full, without the written approval of Compliance Certification Services.

PPSD (CH High)

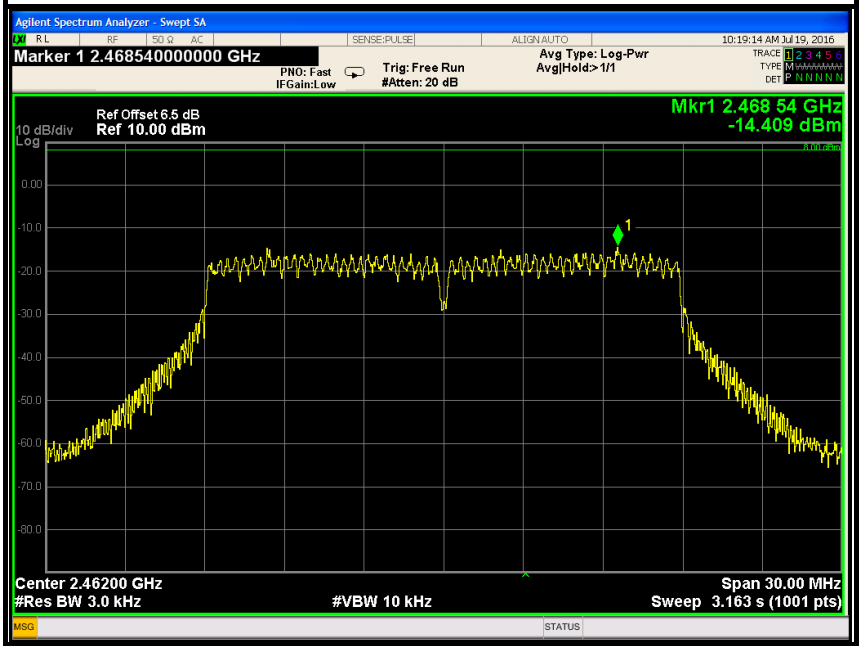

IEEE 802.11n HT20 MHz mode (Antenna 1)

PPSD (CH Low)

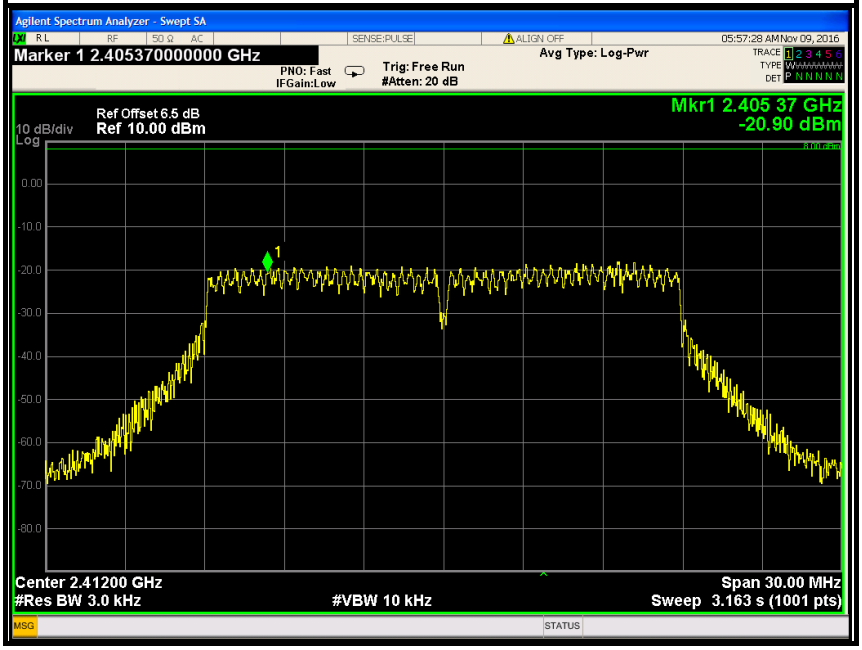

This report shall not be reproduced except in full, without the written approval of Compliance Certification Services.

PPSD (CH Mid)

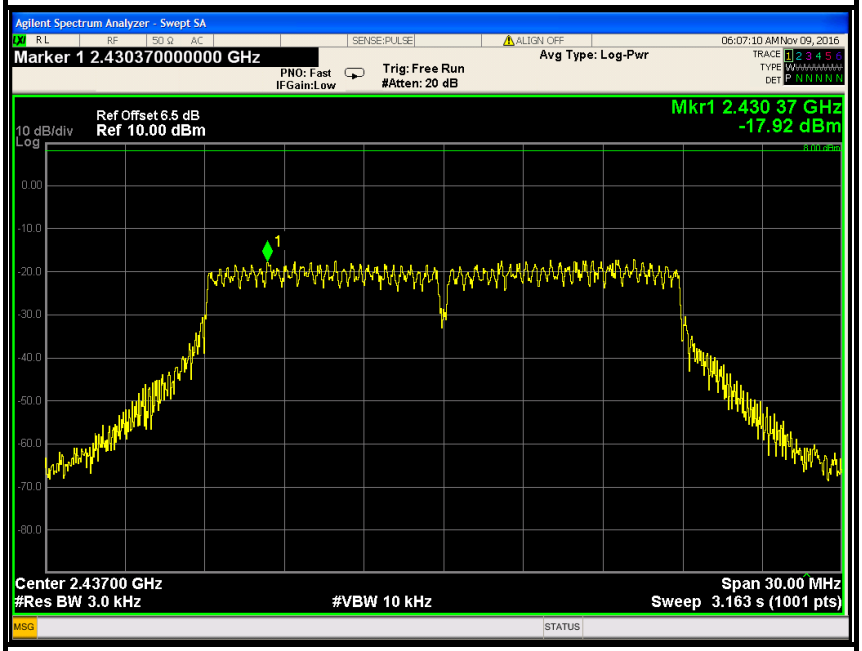

PPSD (CH High)

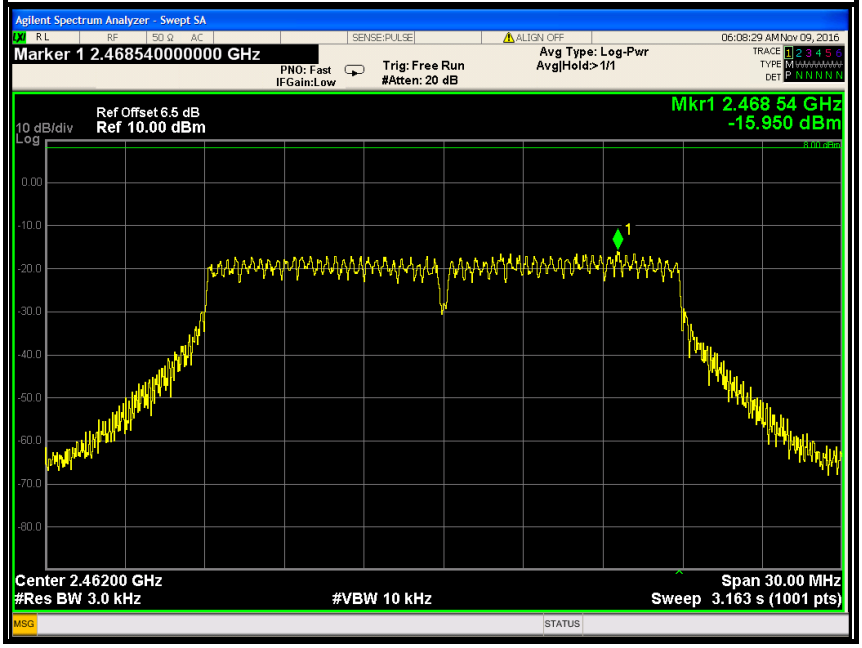

This report shall not be reproduced except in full, without the written approval of Compliance Certification Services.

IEEE 802.11n HT40 MHz mode (Antenna 0)

PPSD (CH Low)

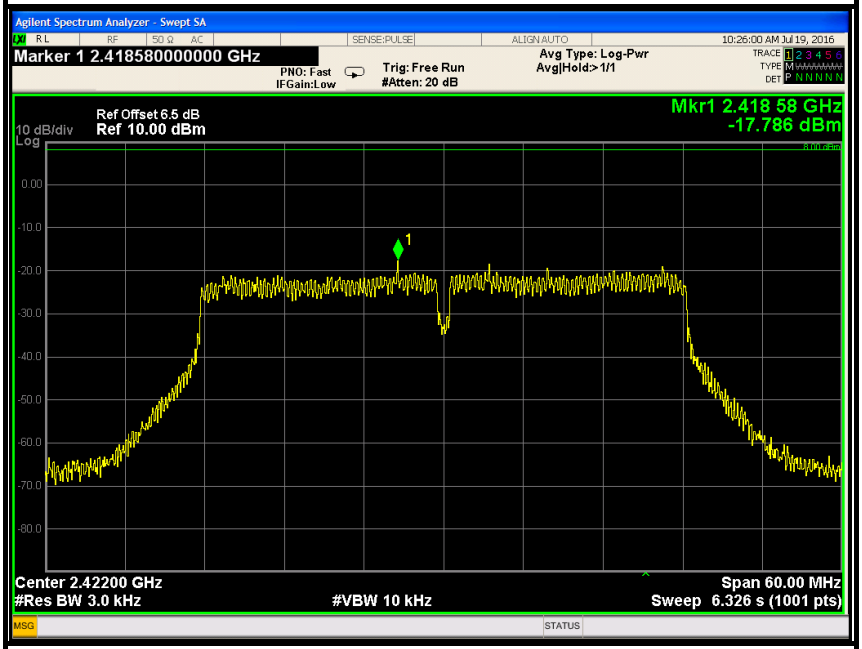

PPSD (CH Mid)

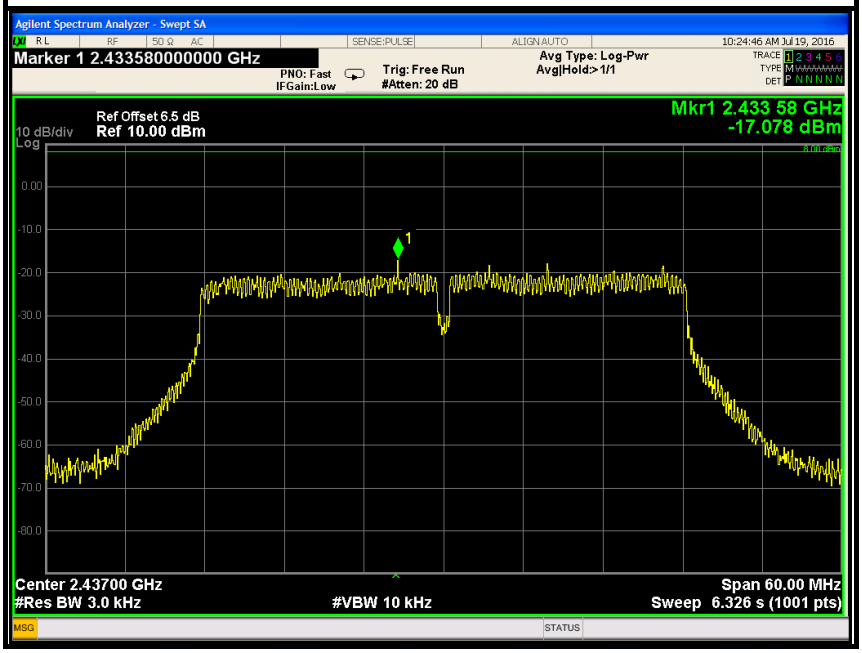

This report shall not be reproduced except in full, without the written approval of Compliance Certification Services.

PPSD (CH High)

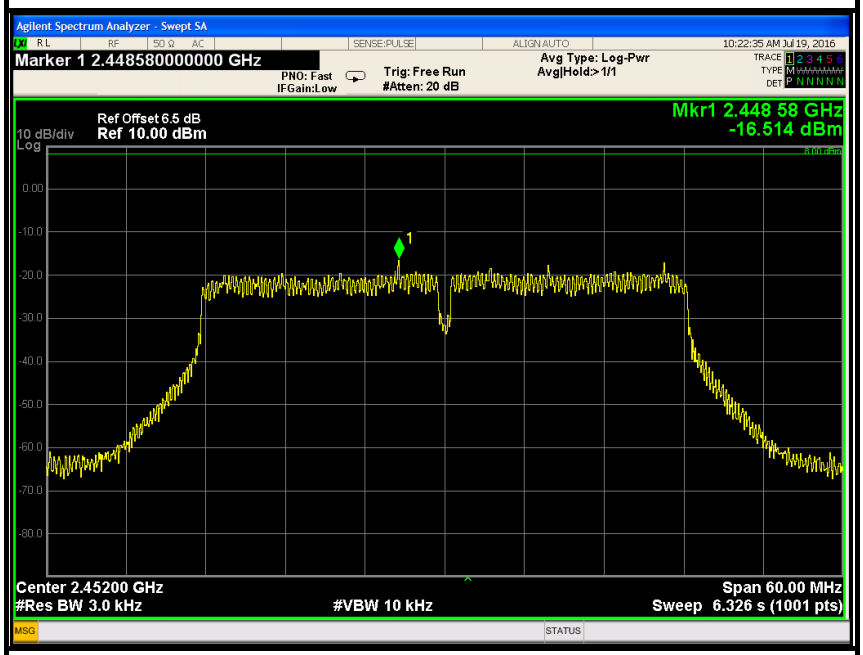

IEEE 802.11n HT40 MHz mode (Antenna 1)

PPSD (CH Low)

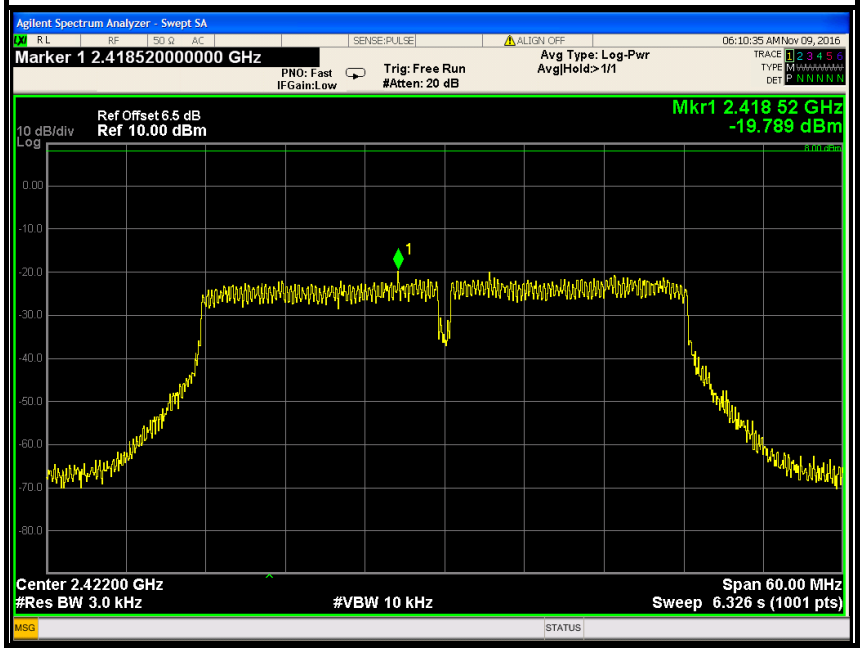

This report shall not be reproduced except in full, without the written approval of Compliance Certification Services.

PPSD (CH Mid)

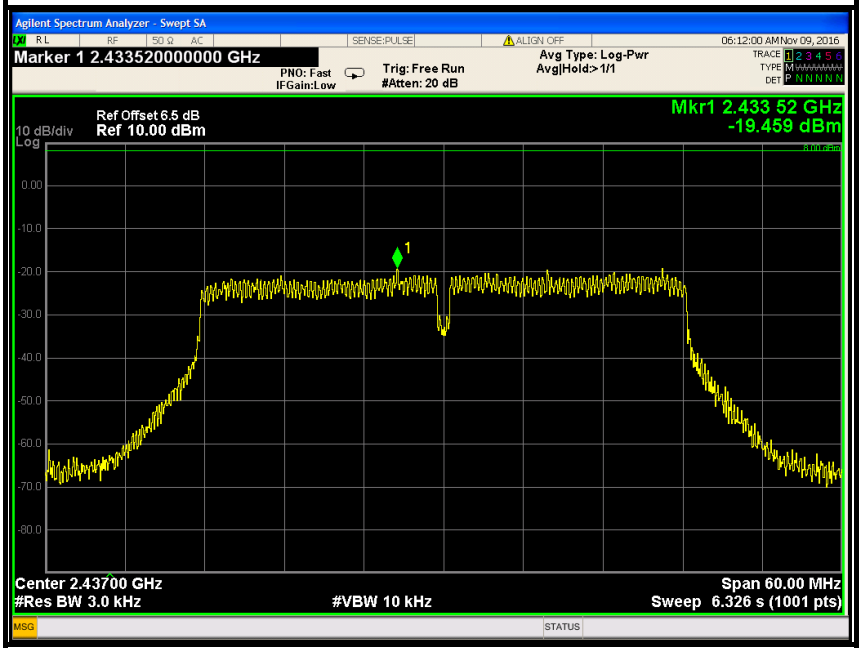

PPSD (CH High)

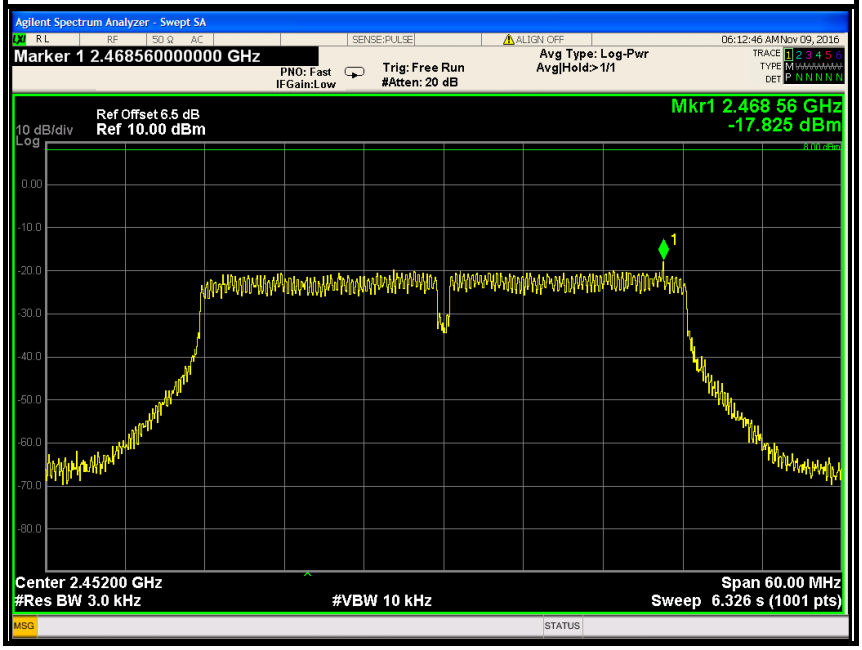

This report shall not be reproduced except in full, without the written approval of Compliance Certification Services.