**Figure 5**
General Appearance of the EUT

**Figure 6**
Inside of the EUT

**Figure 7**
Inside of the EUT



**Figure 8**
Inside of the EUT

**Figure 9**
Inside of the EUT

**Figure 10**
Inside of the EUT



**Figure 11**
Inside of the EUT

**Figure 12**
Inside of the EUT

**Figure 13**
Components Side of the PCB

**Figure 14**
Components Side of the PCB



**Figure 15**
Components Side of the PCB




**Figure 16**
Components Side of the PCB

**Figure 17**
Components Side of the PCB

**Figure 18**
Components Side of the PCB



**Figure 19**
Components Side of the PCB




**Figure 20**
Components Side of the PCB



**Figure 21**
Components Side of the PCB

**Figure 22**
Components Side of the PCB

**Figure 23**
Components Side of the PCB

**Figure 24**
Components Side of the PCB



**Figure 25**
Components Side of the PCB




**Figure 26**
Components Side of the PCB



**Figure 27**
Components Side of the PCB




**Figure 28**
Components Side of the PCB

**Figure 29**
Components Side of the PCB

**Figure 30**
Components Side of the PCB

**Figure 31**
Components Side of the PCB




**Figure 32**
Speaker

**Figure 33**
Speaker

**Figure 34**
Speaker

**Figure 35**
Speaker

**Figure 36**
Speaker

**Figure 37**
Speaker

**Figure 38**
Speaker

**Figure 39**
Speaker

**Figure 40**
Speaker

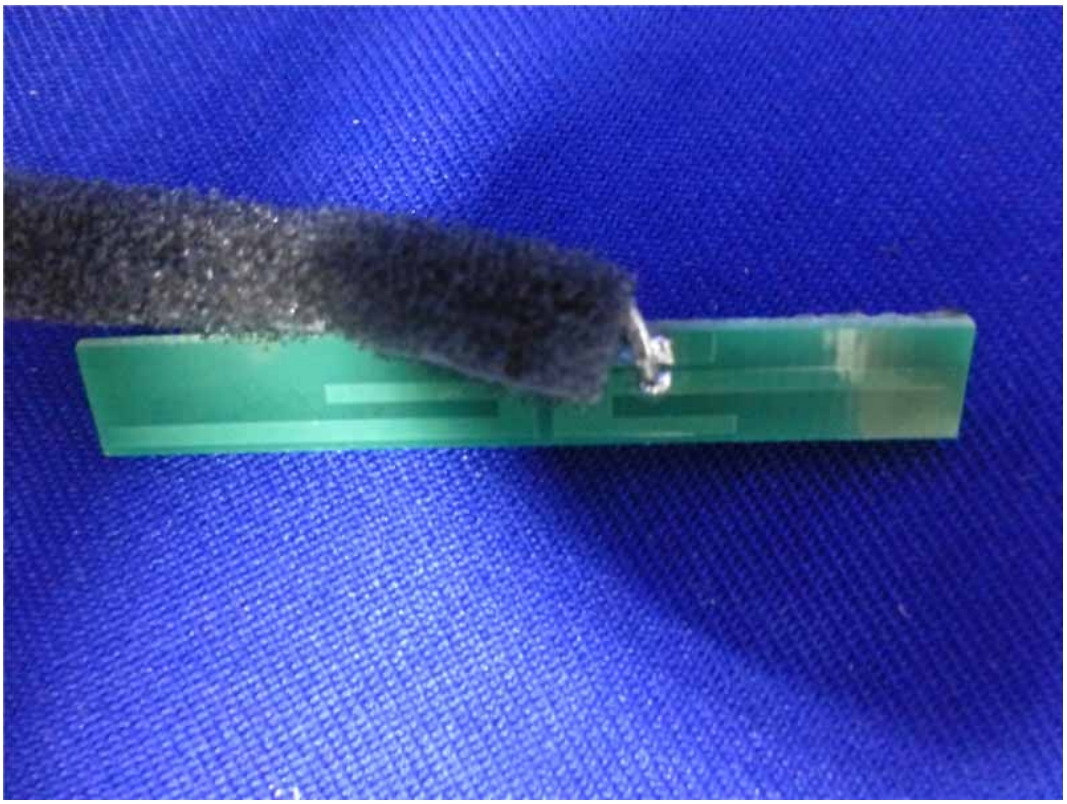

**Figure 41**
Remote

**Figure 42**
Remote