Band :	LTE Band 26	Band Width :	15MHz / 16QAM

Lower Band Edge Plot for 16QAM-RB Size 1, RB Offset 0

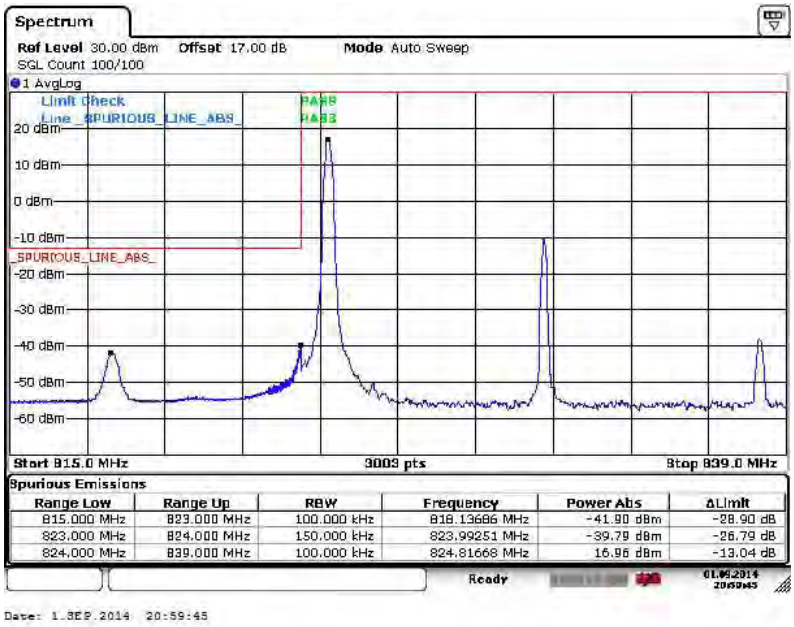

Lower Band Edge Plot for 16QAM-RB Size 75, RB Offset 0

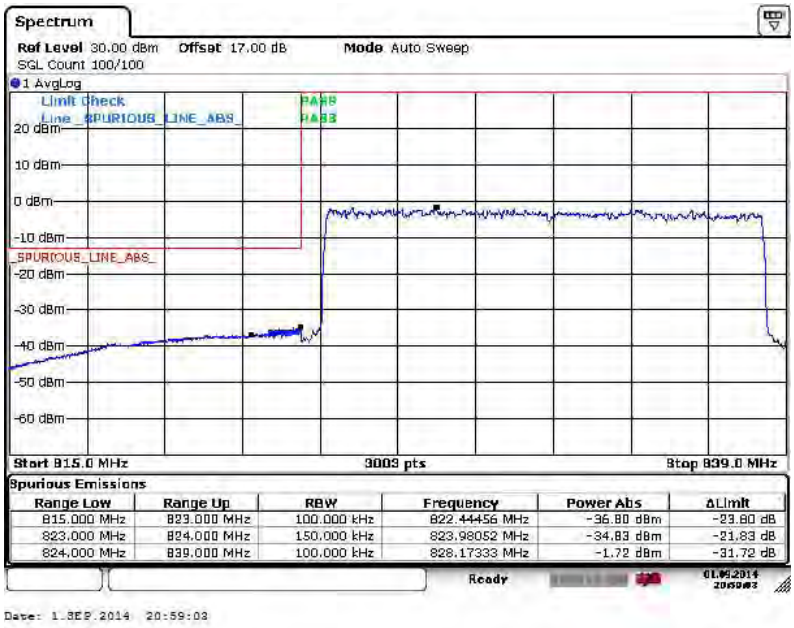

Higher Band Edge Plot for 16QAM-RB Size 1, RB Offset 74

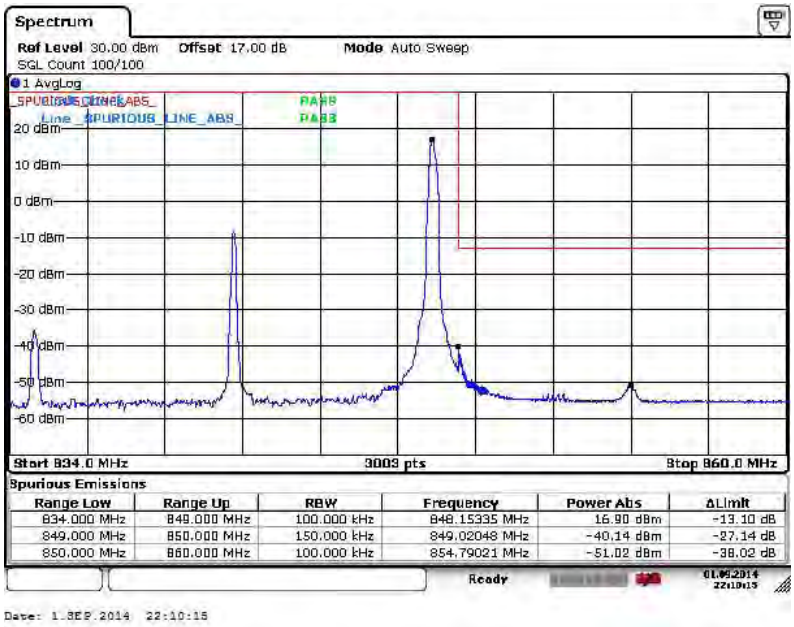

Higher Band Edge Plot for 16QAM-RB Size 75, RB Offset 0

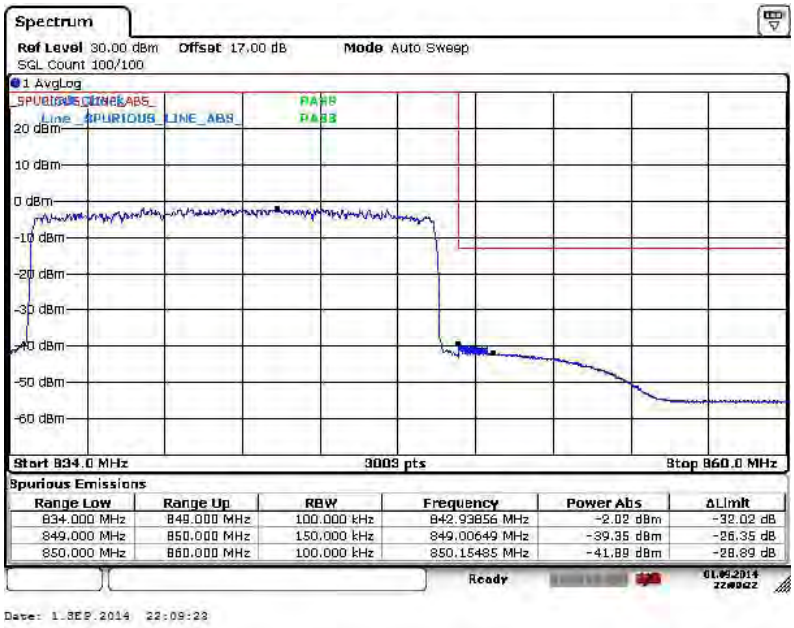

3.6 Conducted Spurious Emission Measurement

3.6.1 Description of Conducted Spurious Emission Measurement

The power of any emission outside of the authorized operating frequency ranges must be lower than the transmitter power (P) by a factor of at least 43 + 10 log (P) dB.

For Band 7

The power of any emission outside of the authorized operating frequency ranges must be lower than the transmitter power (P) by a factor of at least 55 + 10 log (P) dB.

It is measured by means of a calibrated spectrum analyzer and scanned from 30MHz up to a frequency including its 10th harmonic.

3.6.2 Measuring Instruments

The measuring equipment is listed in the section 4 of this test report.

3.6.3 Test Procedures

1. The EUT was connected to spectrum analyzer and system simulator via a power divider.
2. The RF output of EUT was connected to the spectrum analyzer by RF cable and attenuator. The path loss was compensated to the results for each measurement.
3. The middle channel for the highest RF power within the transmitting frequency was measured.
4. The conducted spurious emission for the whole frequency range was taken.
5. Make the measurement with the spectrum analyzer's RBW = 1MHz, VBW = 3MHz, taking the record of maximum spurious emission.
6. The RF fundamental frequency should be excluded against the limit line in the operating frequency band.
7. The limit line is derived from 43 + 10log(P)dB below the transmitter power P(Watts)

   = P(W)- [43 + 10log(P)] (dB)

   = [30 + 10log(P)] (dBm) - [43 + 10log(P)] (dB)

   = -13dBm.

   <For Band 7>

   The limit line is derived from 55+ 10log(P)dB below the transmitter power P(Watts)

   = P(W)- [55 + 10log(P)] (dB)

   = [30 + 10log(P)] (dBm) - [55 + 10log(P)] (dB)

   = -25dBm.

3.6.4 Test Setup

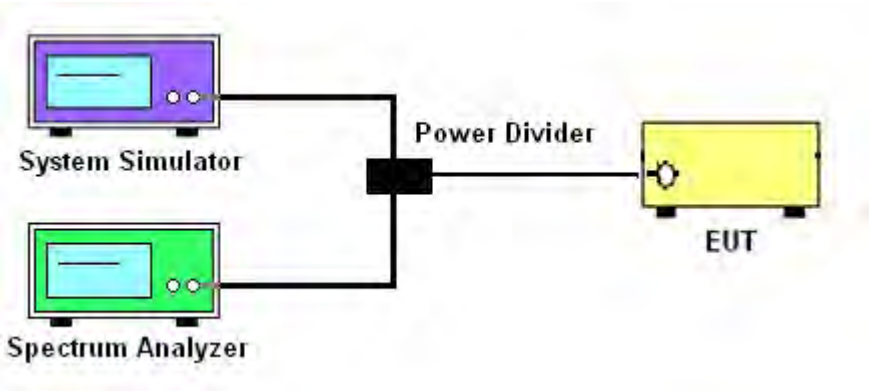

3.6.5 Test Result (Plots) of Conducted Spurious Emission

Band :	LTE Band 2	Channel :	CH18607 (Low)
Band Width :	1.4MHz		

QPSK (RB Size 1, RB Offset 0)

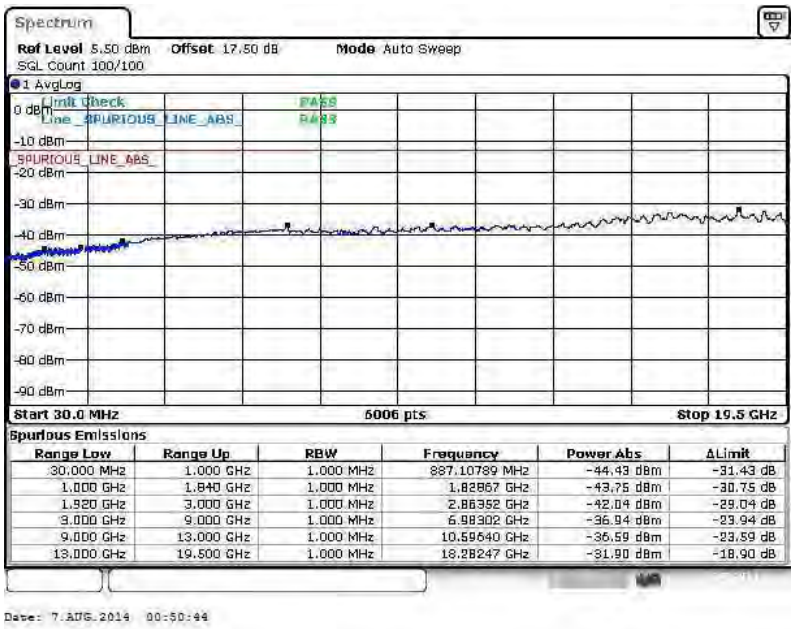

16QAM (RB Size 1, RB Offset 0)

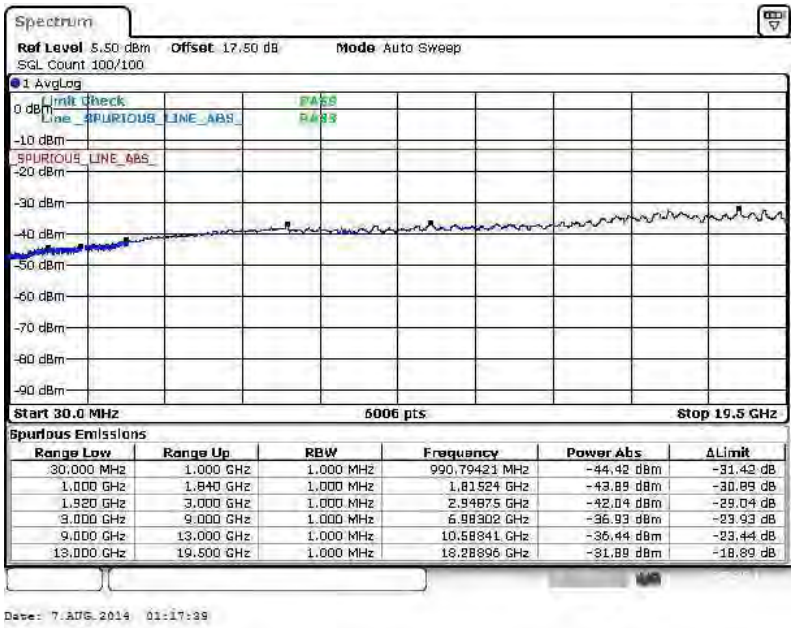

Band :	LTE Band 2	Channel :	CH18900 (Middle)
Band Width :	1.4MHz		

QPSK (RB Size 1, RB Offset 0)

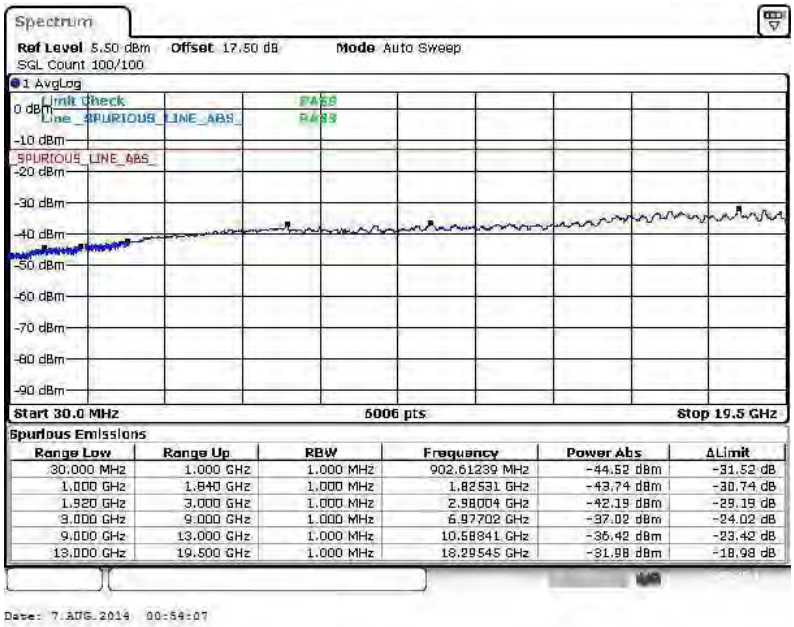

16QAM (RB Size 1, RB Offset 0)

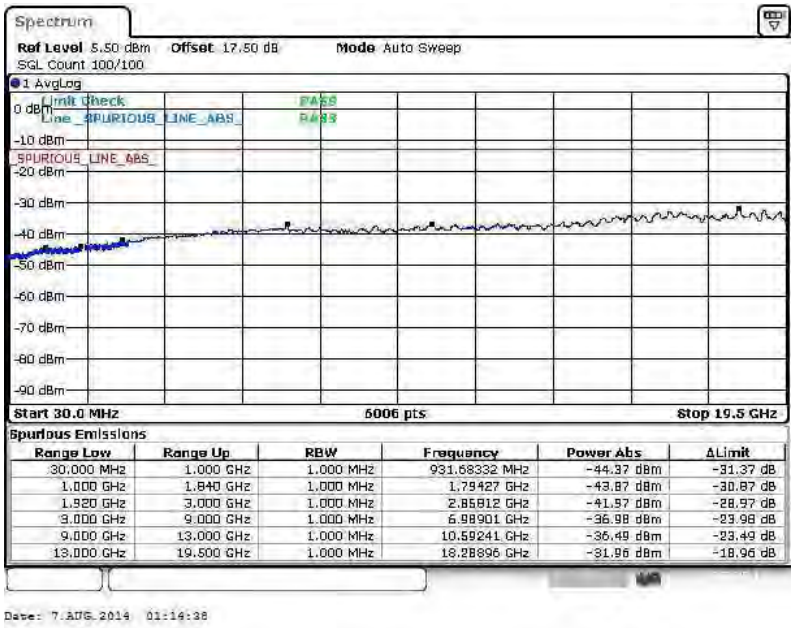

Band :	LTE Band 2	Channel :	CH19193 (High)
Band Width :	1.4MHz		

QPSK (RB Size 1, RB Offset 0)

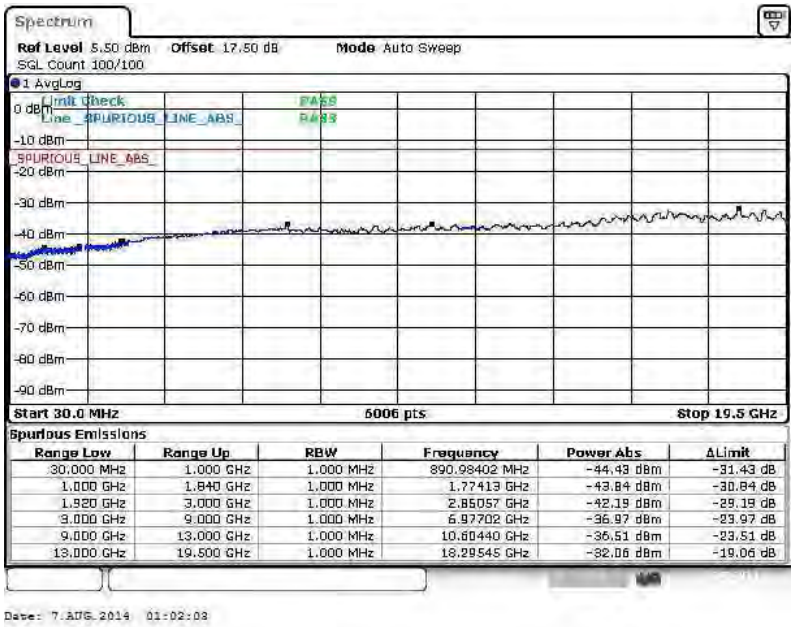

16QAM (RB Size 1, RB Offset 0)

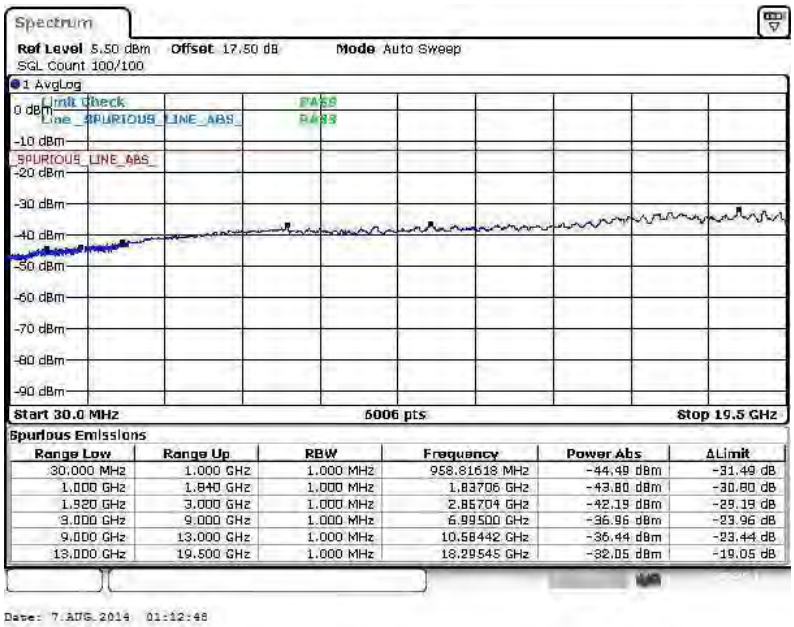

Band :	LTE Band 2	Channel :	CH18615 (Low)
Band Width :	3MHz		

QPSK (RB Size 1, RB Offset 0)

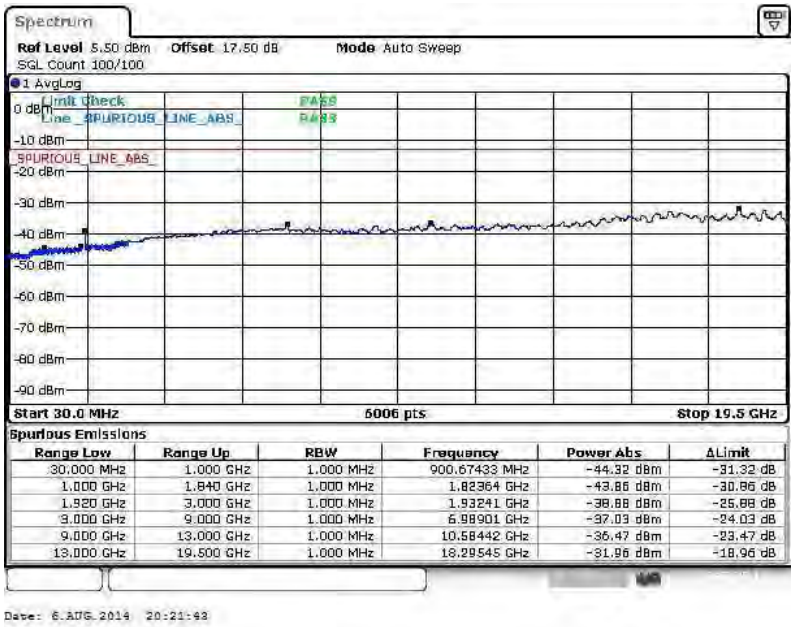

16QAM (RB Size 1, RB Offset 0)

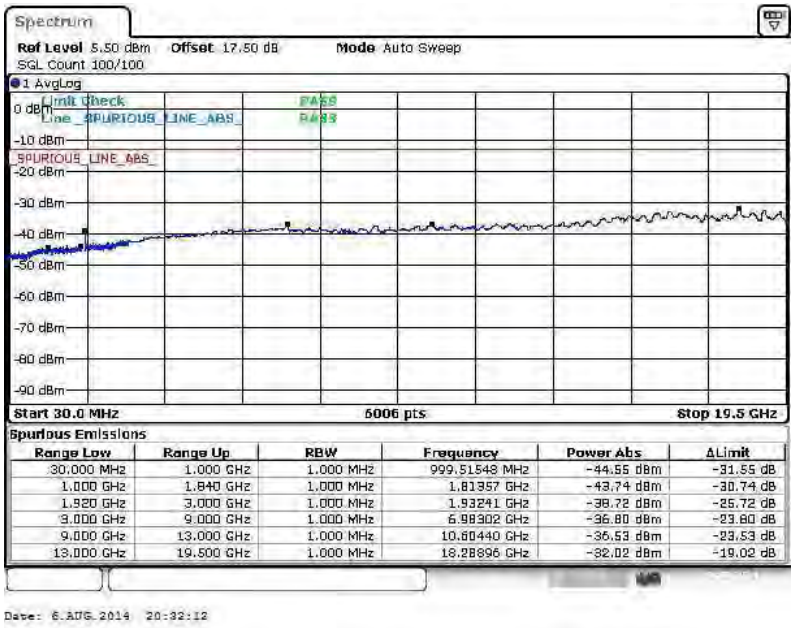

Band :	LTE Band 2	Channel :	CH18900 (Middle)
Band Width :	3MHz		

QPSK (RB Size 1, RB Offset 0)

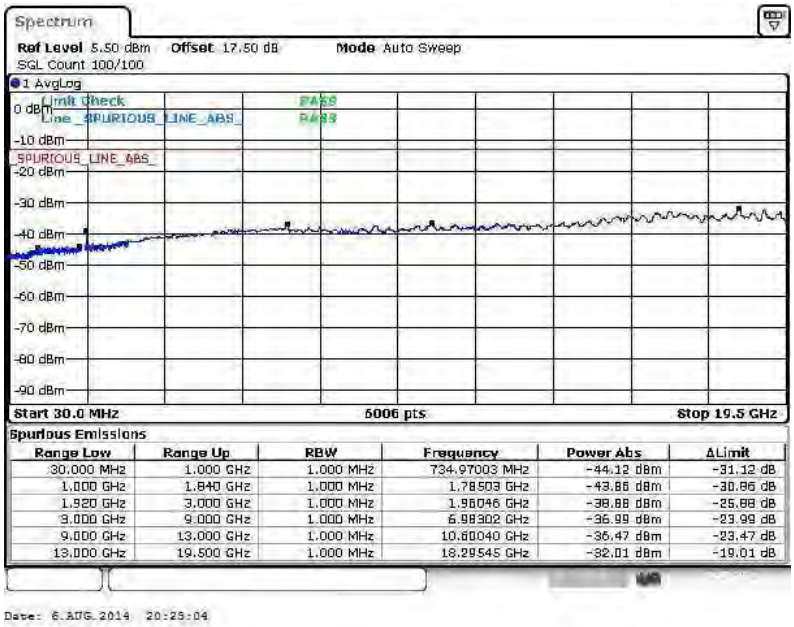

Spurious Emissions

Range Low	Range Up	RBW	Frequency	Power Abs	ΔLimit
30.000 MHz	1.000 GHz	1.000 MHz	734.97003 MHz	-44.12 dBm	-31.12 dB
1.000 GHz	1.840 GHz	1.000 MHz	1.78503 GHz	-43.86 dBm	-30.86 dB
1.920 GHz	3.000 GHz	1.000 MHz	1.96046 GHz	-38.88 dBm	-25.88 dB
3.000 GHz	9.000 GHz	1.000 MHz	6.98302 GHz	-36.99 dBm	-23.99 dB
9.000 GHz	13.000 GHz	1.000 MHz	10.60040 GHz	-36.47 dBm	-23.47 dB
13.000 GHz	19.500 GHz	1.000 MHz	18.29545 GHz	-32.01 dBm	-19.01 dB

16QAM (RB Size 1, RB Offset 0)

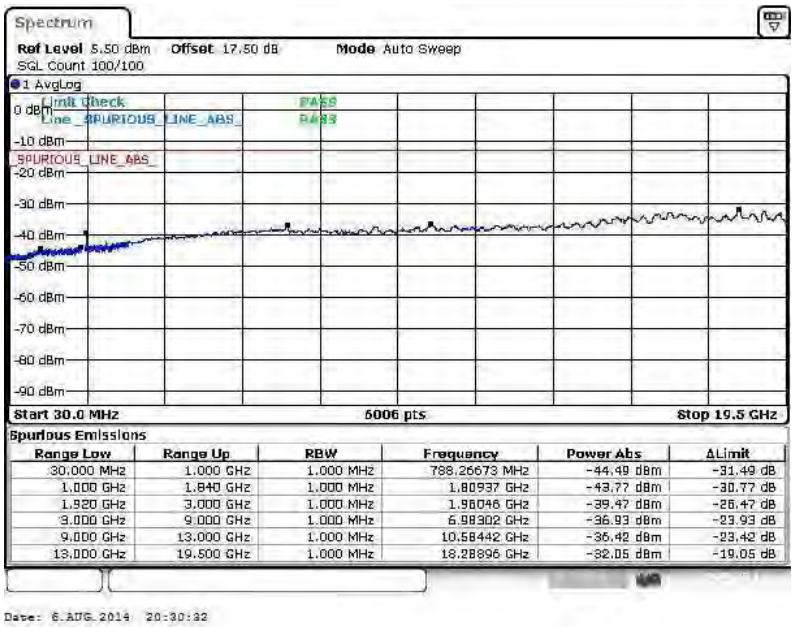

Spurious Emissions

Range Low	Range Up	RBW	Frequency	Power Abs	ΔLimit
30.000 MHz	1.000 GHz	1.000 MHz	788.26673 MHz	-44.49 dBm	-31.49 dB
1.000 GHz	1.840 GHz	1.000 MHz	1.80937 GHz	-43.77 dBm	-30.77 dB
1.920 GHz	3.000 GHz	1.000 MHz	1.96046 GHz	-39.47 dBm	-26.47 dB
3.000 GHz	9.000 GHz	1.000 MHz	6.98302 GHz	-36.93 dBm	-23.93 dB
9.000 GHz	13.000 GHz	1.000 MHz	10.58442 GHz	-36.42 dBm	-23.42 dB
13.000 GHz	19.500 GHz	1.000 MHz	18.28896 GHz	-32.05 dBm	-19.05 dB

Band :	LTE Band 2	Channel :	CH19185 (High)
Band Width :	3MHz		

QPSK (RB Size 1, RB Offset 0)

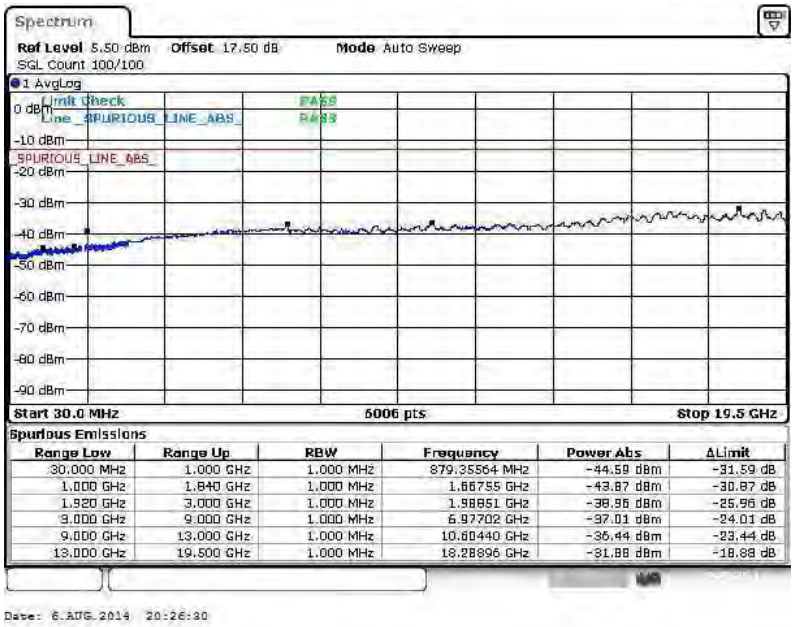

16QAM (RB Size 1, RB Offset 0)

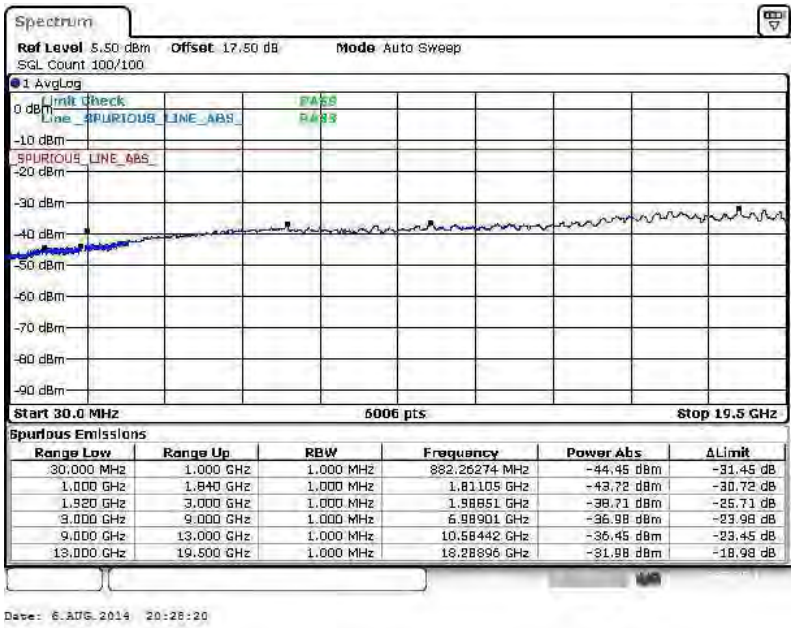

Band :	LTE Band 2	Channel :	CH18625 (Low)
Band Width :	5MHz		

QPSK (RB Size 1, RB Offset 0)

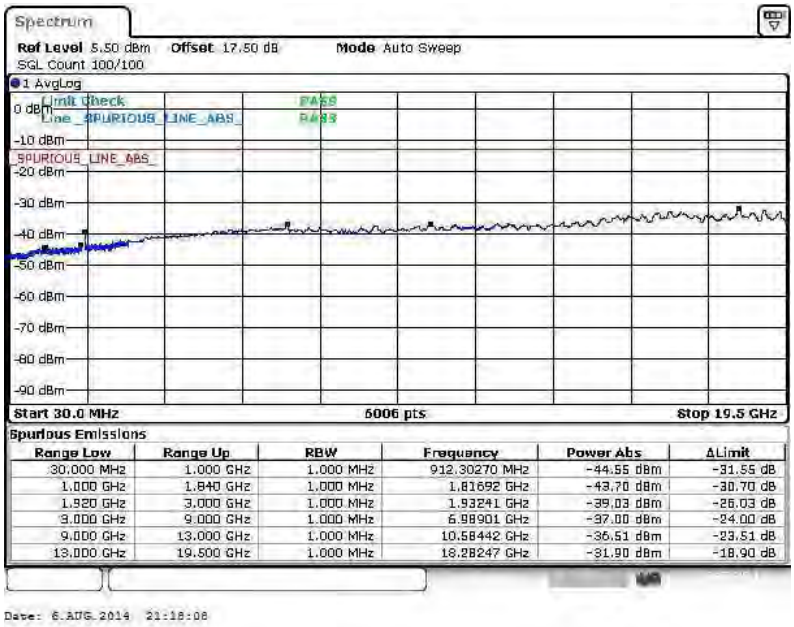

Spurious Emissions

Range Low	Range Up	RBW	Frequency	Power Abs	ΔLimit
30.000 MHz	1.000 GHz	1.000 MHz	912.30270 MHz	-44.55 dBm	-31.55 dB
1.000 GHz	1.840 GHz	1.000 MHz	1.81692 GHz	-43.70 dBm	-30.70 dB
1.920 GHz	3.000 GHz	1.000 MHz	1.93241 GHz	-39.03 dBm	-26.03 dB
3.000 GHz	9.000 GHz	1.000 MHz	6.98901 GHz	-37.00 dBm	-24.00 dB
9.000 GHz	13.000 GHz	1.000 MHz	10.58442 GHz	-36.51 dBm	-23.51 dB
13.000 GHz	19.500 GHz	1.000 MHz	18.28247 GHz	-31.90 dBm	-18.90 dB

Date: 6.AUG.2014 21:18:08

16QAM (RB Size 1, RB Offset 0)

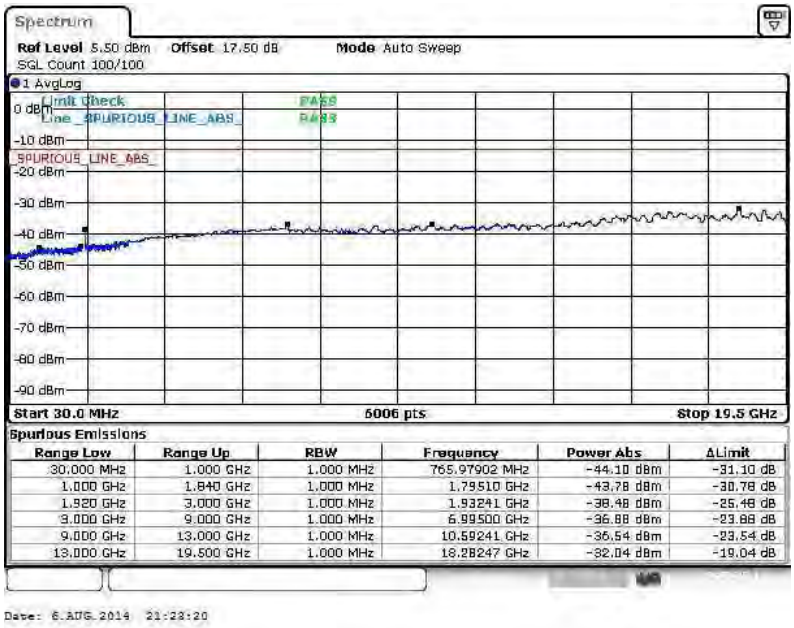

Spurious Emissions

Range Low	Range Up	RBW	Frequency	Power Abs	ΔLimit
30.000 MHz	1.000 GHz	1.000 MHz	765.97902 MHz	-44.10 dBm	-31.10 dB
1.000 GHz	1.840 GHz	1.000 MHz	1.79510 GHz	-43.78 dBm	-30.78 dB
1.920 GHz	3.000 GHz	1.000 MHz	1.93241 GHz	-38.48 dBm	-25.48 dB
3.000 GHz	9.000 GHz	1.000 MHz	6.99500 GHz	-36.88 dBm	-23.88 dB
9.000 GHz	13.000 GHz	1.000 MHz	10.59241 GHz	-36.54 dBm	-23.54 dB
13.000 GHz	19.500 GHz	1.000 MHz	18.28247 GHz	-32.04 dBm	-19.04 dB

Date: 6.AUG.2014 21:23:20

Band :	LTE Band 2	Channel :	CH18900 (Middle)
Band Width :	5MHz		

QPSK (RB Size 1, RB Offset 0)

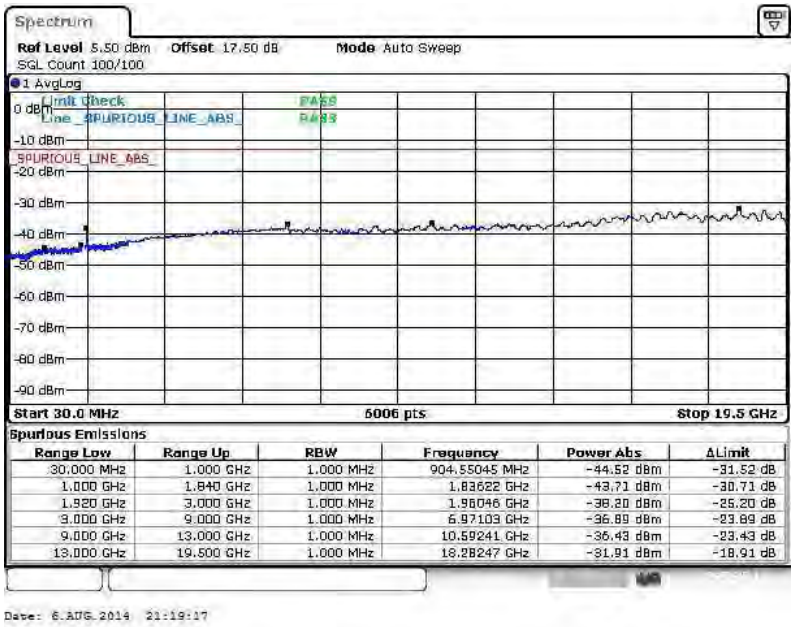

16QAM (RB Size 1, RB Offset 0)

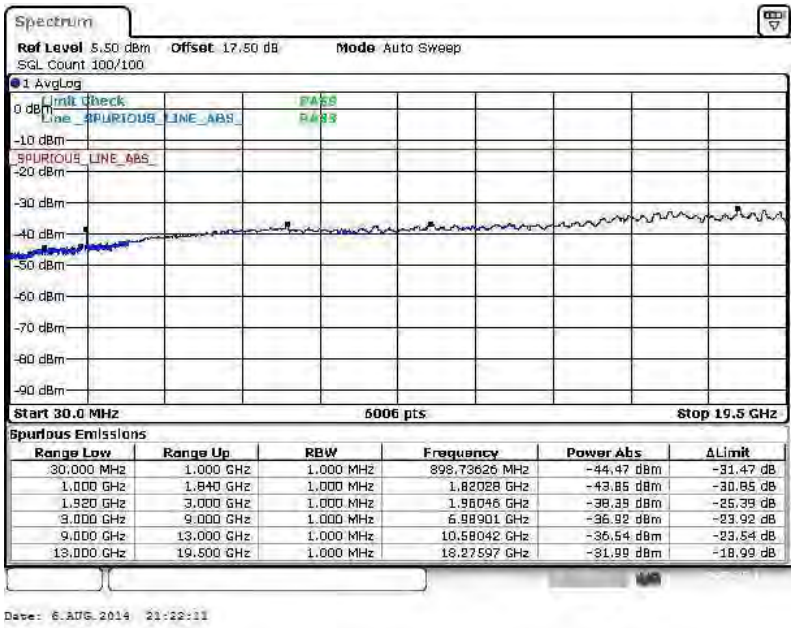

Band :	LTE Band 2	Channel :	CH19175 (High)
Band Width :	5MHz		

QPSK (RB Size 1, RB Offset 0)

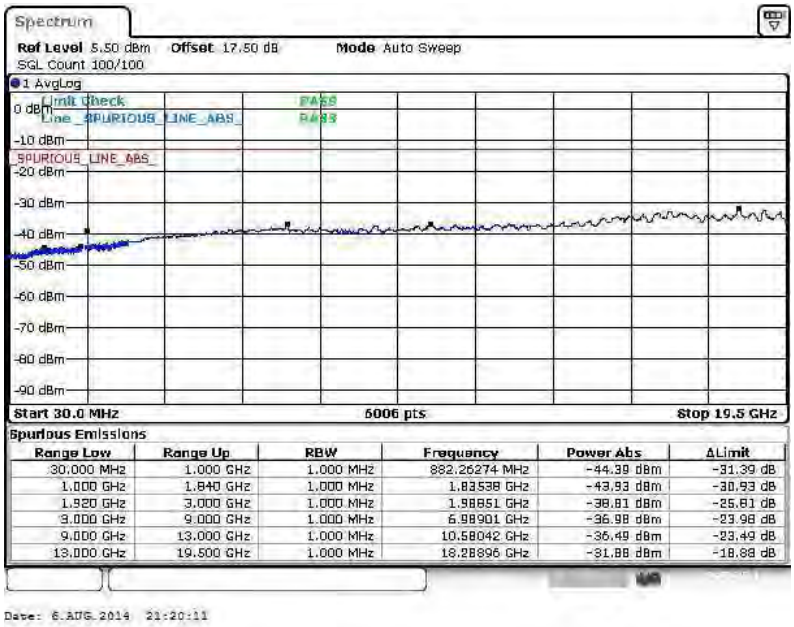

16QAM (RB Size 1, RB Offset 0)

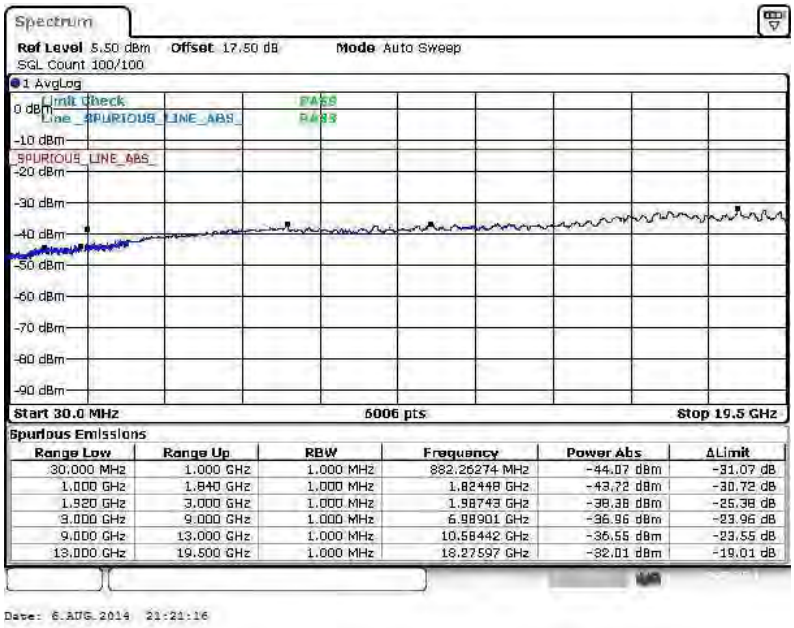

Band :	LTE Band 2	Channel :	CH18650 (Low)
Band Width :	10MHz		

QPSK (RB Size 1, RB Offset 0)

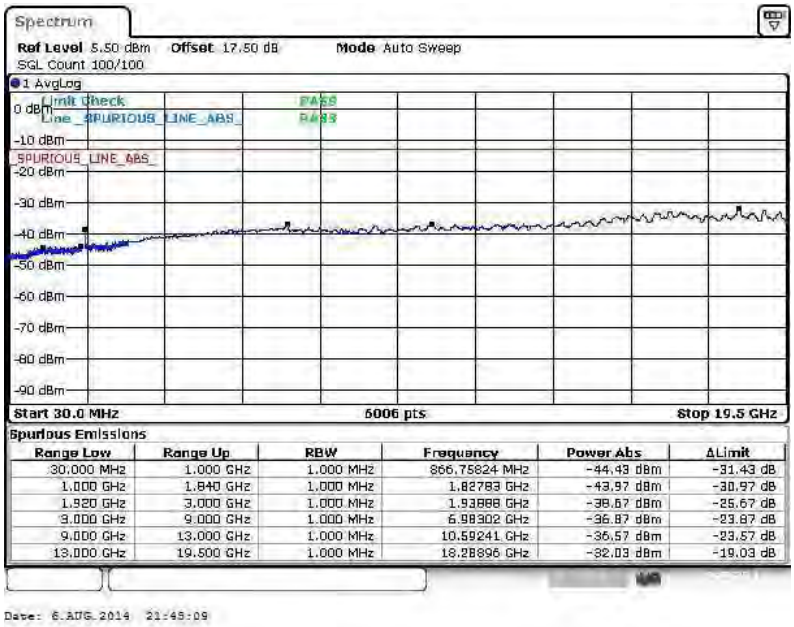

16QAM (RB Size 1, RB Offset 0)

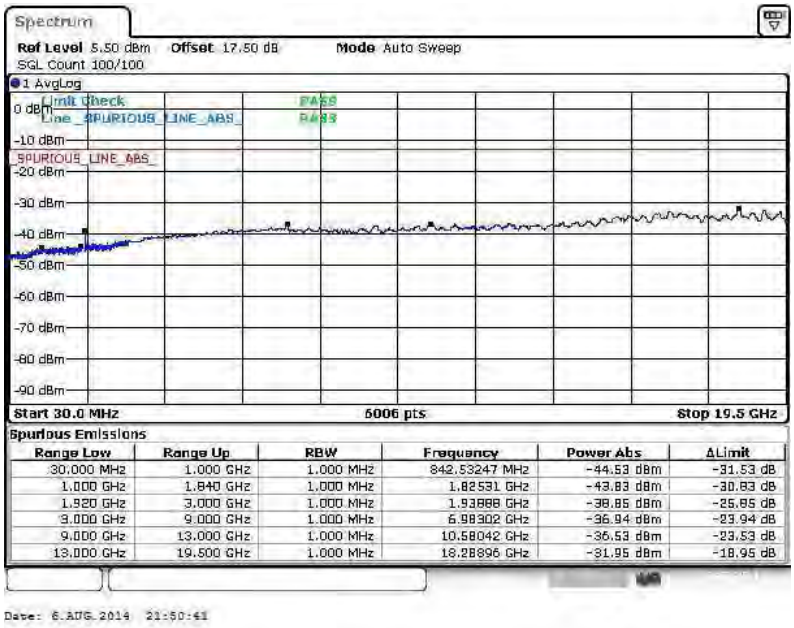

Band :	LTE Band 2	Channel :	CH18900 (Middle)
Band Width :	10MHz		

QPSK (RB Size 1, RB Offset 0)

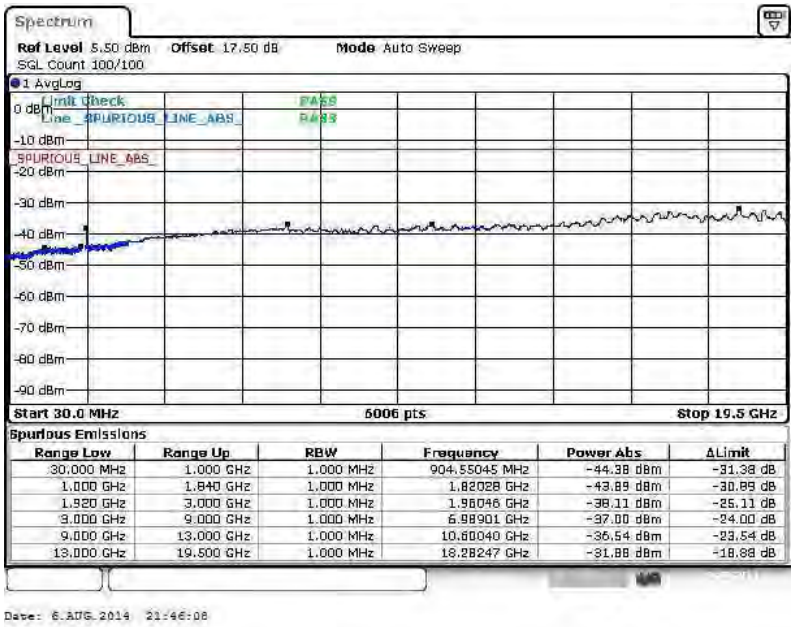

Spurious Emissions

Range Low	Range Up	RBW	Frequency	Power Abs	ΔLimit
30.000 MHz	1.000 GHz	1.000 MHz	904.55045 MHz	-44.38 dBm	-31.38 dB
1.000 GHz	1.840 GHz	1.000 MHz	1.82028 GHz	-43.89 dBm	-30.89 dB
1.920 GHz	3.000 GHz	1.000 MHz	1.96046 GHz	-38.11 dBm	-25.11 dB
3.000 GHz	9.000 GHz	1.000 MHz	6.98901 GHz	-37.00 dBm	-24.00 dB
9.000 GHz	13.000 GHz	1.000 MHz	10.60040 GHz	-36.54 dBm	-23.54 dB
13.000 GHz	19.500 GHz	1.000 MHz	18.28247 GHz	-31.88 dBm	-18.88 dB

16QAM (RB Size 1, RB Offset 0)

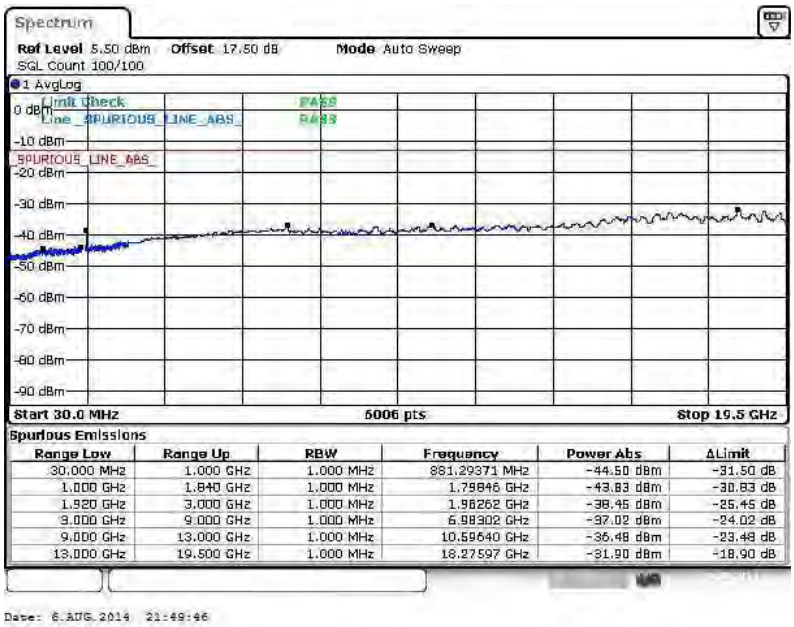

Spurious Emissions

Range Low	Range Up	RBW	Frequency	Power Abs	ΔLimit
30.000 MHz	1.000 GHz	1.000 MHz	881.29371 MHz	-44.50 dBm	-31.50 dB
1.000 GHz	1.840 GHz	1.000 MHz	1.79846 GHz	-43.83 dBm	-30.83 dB
1.920 GHz	3.000 GHz	1.000 MHz	1.96262 GHz	-38.45 dBm	-25.45 dB
3.000 GHz	9.000 GHz	1.000 MHz	6.98302 GHz	-37.02 dBm	-24.02 dB
9.000 GHz	13.000 GHz	1.000 MHz	10.59640 GHz	-36.48 dBm	-23.48 dB
13.000 GHz	19.500 GHz	1.000 MHz	18.27597 GHz	-31.90 dBm	-18.90 dB

Band :	LTE Band 2	Channel :	CH19150 (High)
Band Width :	10MHz		

QPSK (RB Size 1, RB Offset 0)

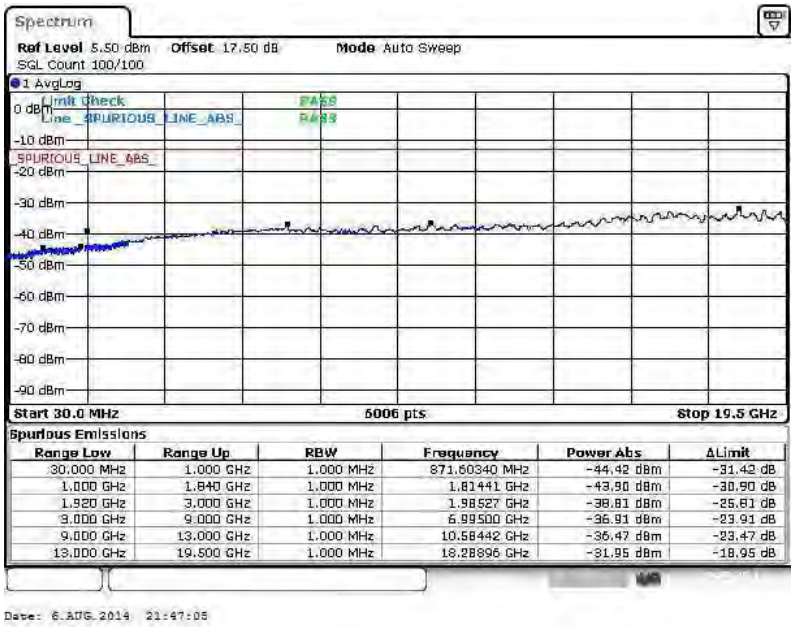

16QAM (RB Size 1, RB Offset 0)

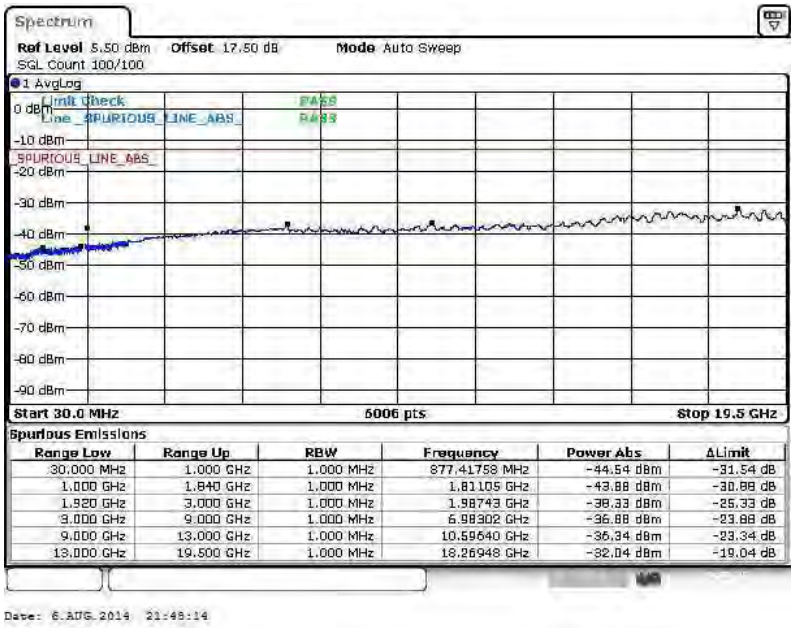

Band :	LTE Band 2	Channel :	CH18675 (Low)
Band Width :	15MHz		

QPSK (RB Size 1, RB Offset 0)

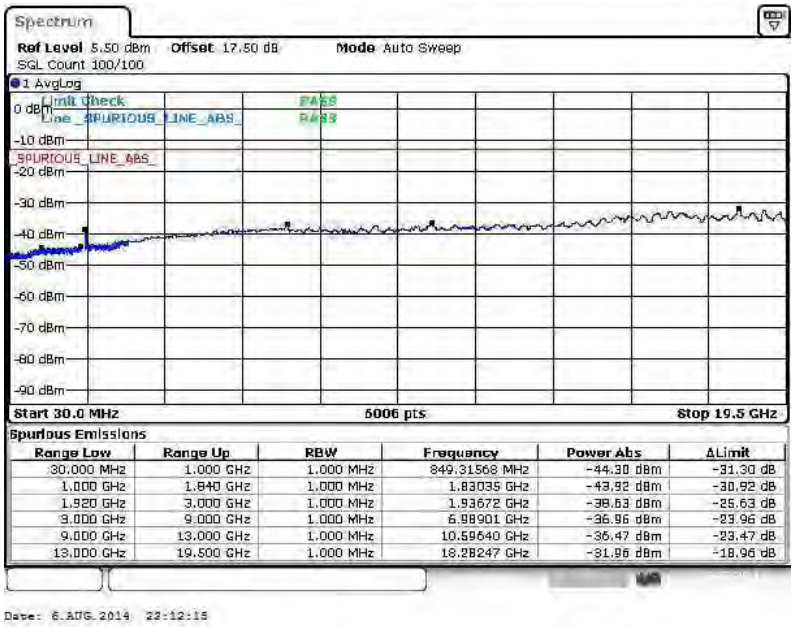

16QAM (RB Size 1, RB Offset 0)

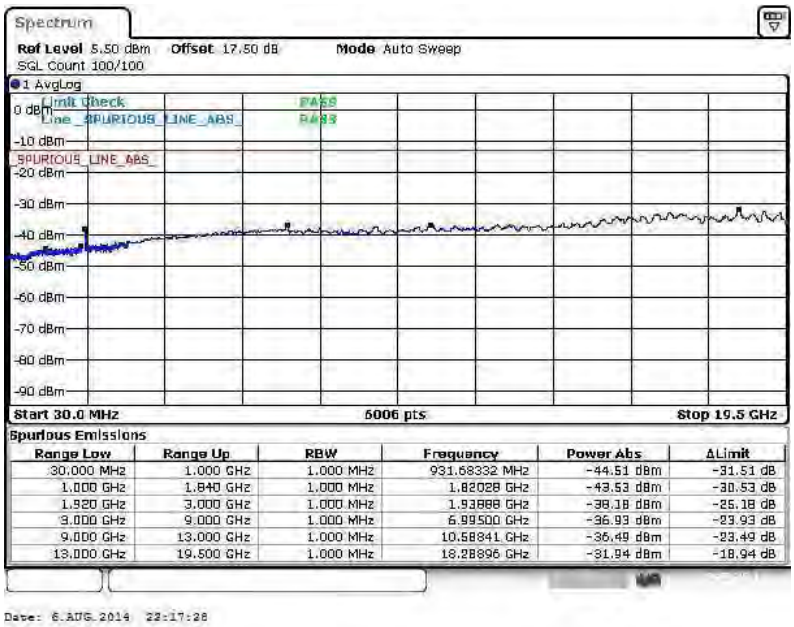

Band :	LTE Band 2	Channel :	CH18900 (Middle)
Band Width :	15MHz		

QPSK (RB Size 1, RB Offset 0)

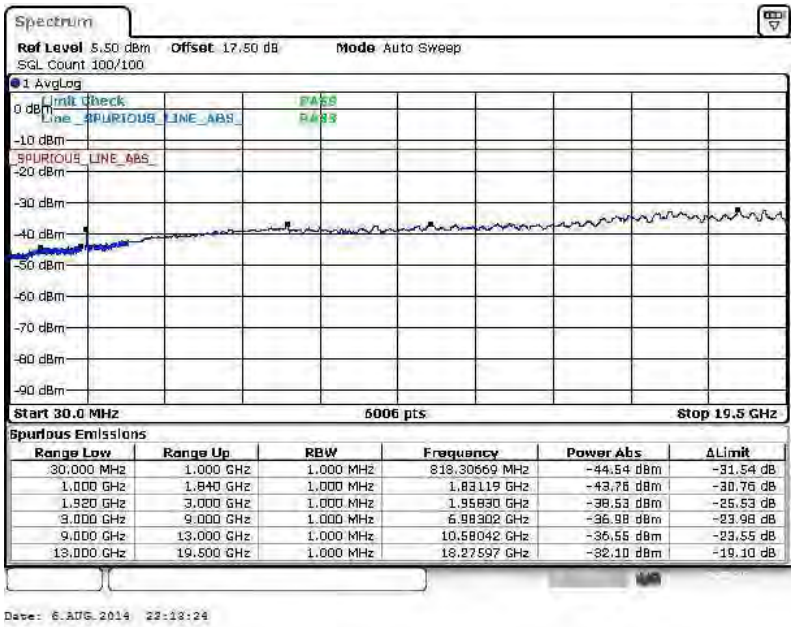

16QAM (RB Size 1, RB Offset 0)

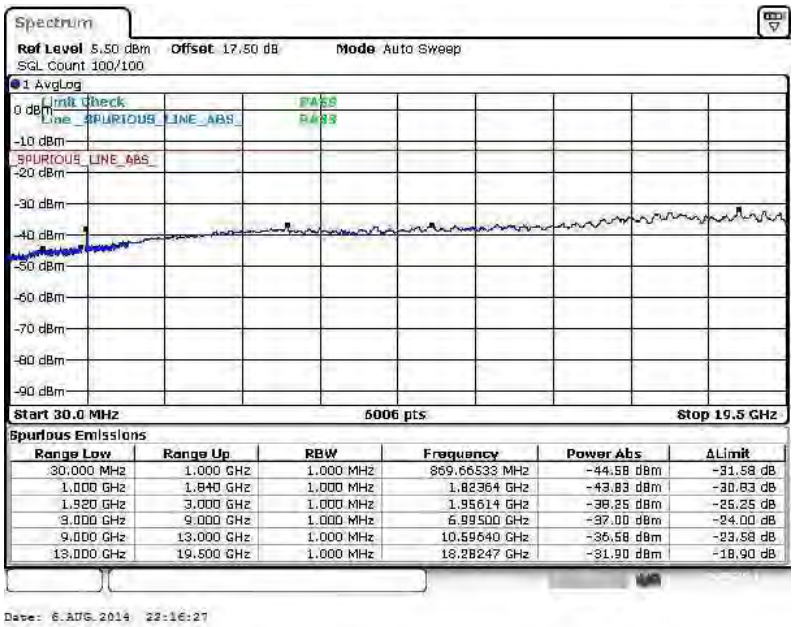

Band :	LTE Band 2	Channel :	CH19125 (High)
Band Width :	15MHz		

QPSK (RB Size 1, RB Offset 0)

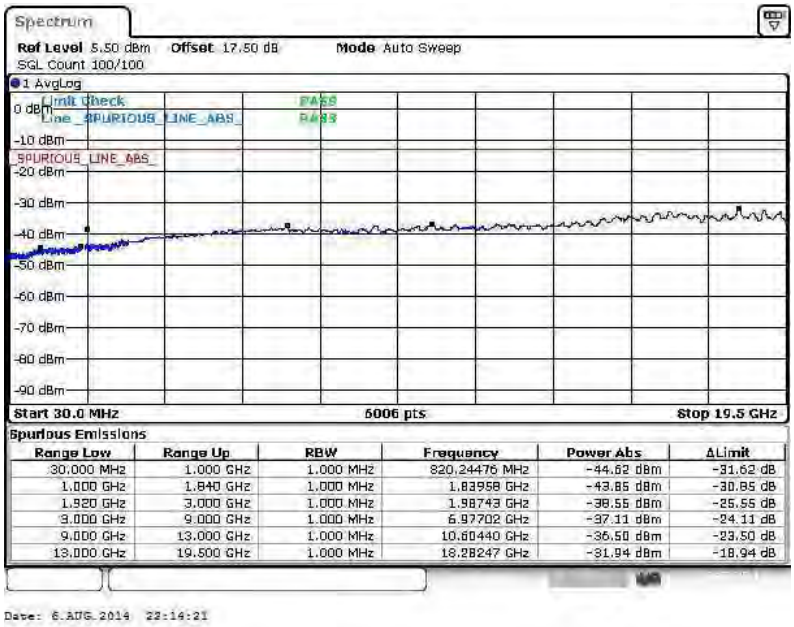

16QAM (RB Size 1, RB Offset 0)

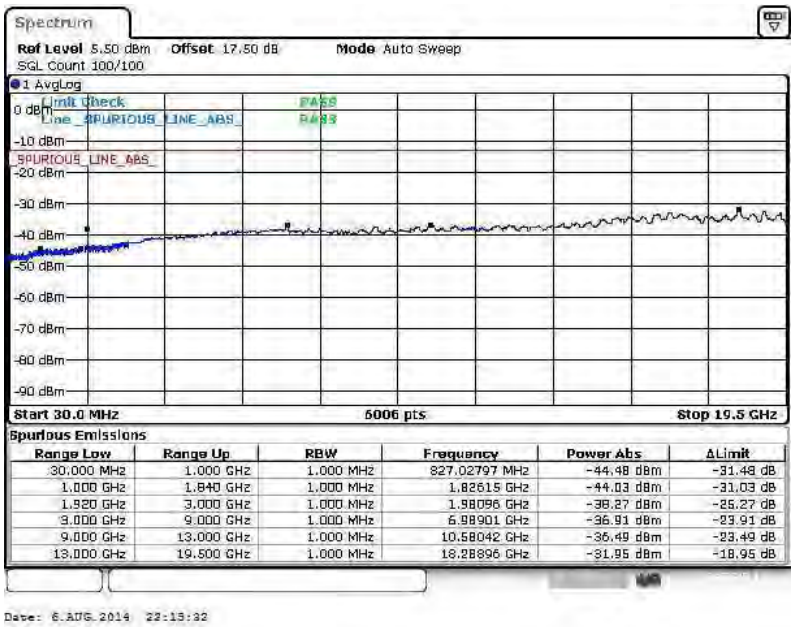

Band :	LTE Band 2	Channel :	CH18700 (Low)
Band Width :	20MHz		

QPSK (RB Size 1, RB Offset 0)

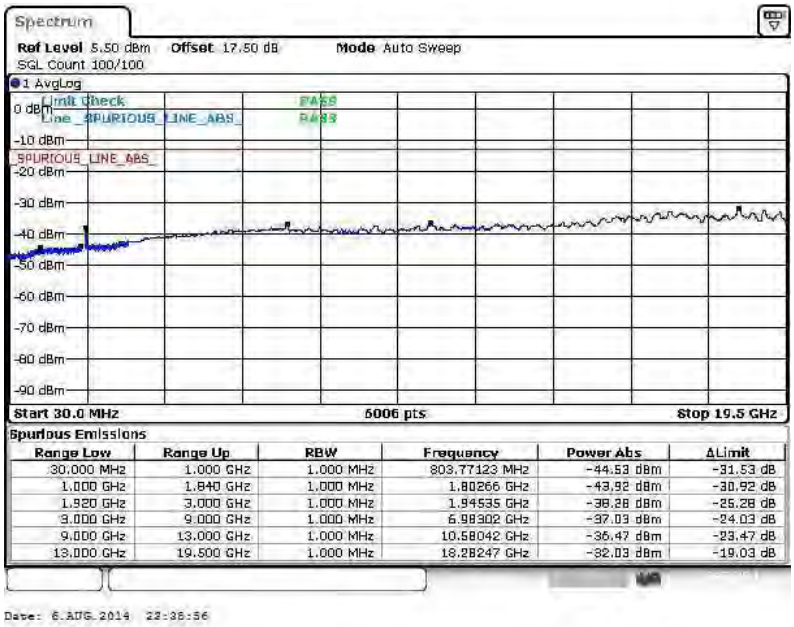

Spurious Emissions

Range Low	Range Up	RBW	Frequency	Power Abs	ΔLimit
30.000 MHz	1.000 GHz	1.000 MHz	803.77123 MHz	-44.53 dBm	-31.53 dB
1.000 GHz	1.840 GHz	1.000 MHz	1.80266 GHz	-43.92 dBm	-30.92 dB
1.920 GHz	3.000 GHz	1.000 MHz	1.94535 GHz	-38.28 dBm	-25.28 dB
3.000 GHz	9.000 GHz	1.000 MHz	6.98302 GHz	-37.03 dBm	-24.03 dB
9.000 GHz	13.000 GHz	1.000 MHz	10.58042 GHz	-36.47 dBm	-23.47 dB
13.000 GHz	19.500 GHz	1.000 MHz	18.28247 GHz	-32.03 dBm	-19.03 dB

Date: 6.AUG.2014 22:38:56

16QAM (RB Size 1, RB Offset 0)

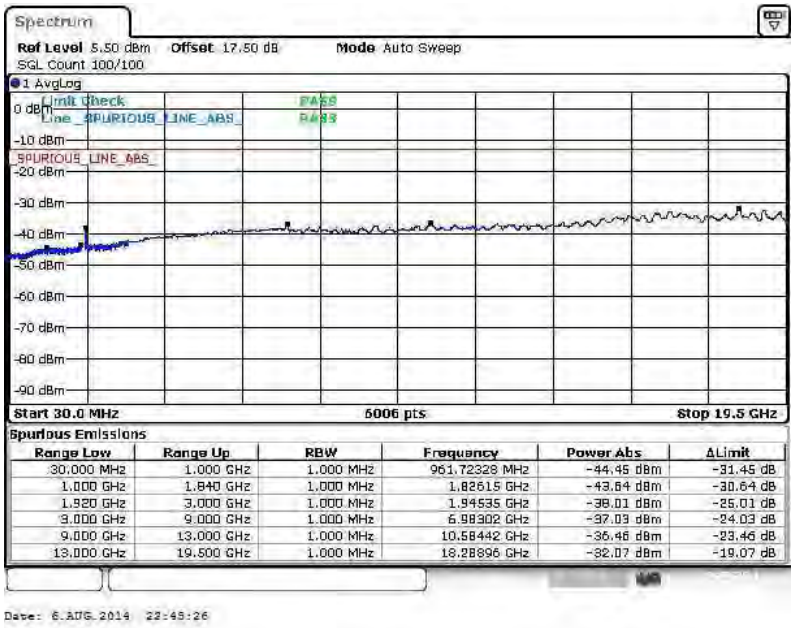

Spurious Emissions

Range Low	Range Up	RBW	Frequency	Power Abs	ΔLimit
30.000 MHz	1.000 GHz	1.000 MHz	961.72328 MHz	-44.45 dBm	-31.45 dB
1.000 GHz	1.840 GHz	1.000 MHz	1.82615 GHz	-43.64 dBm	-30.64 dB
1.920 GHz	3.000 GHz	1.000 MHz	1.94535 GHz	-38.01 dBm	-25.01 dB
3.000 GHz	9.000 GHz	1.000 MHz	6.98302 GHz	-37.03 dBm	-24.03 dB
9.000 GHz	13.000 GHz	1.000 MHz	10.58442 GHz	-36.46 dBm	-23.46 dB
13.000 GHz	19.500 GHz	1.000 MHz	18.28896 GHz	-32.07 dBm	-19.07 dB

Date: 6.AUG.2014 22:45:26

Band :	LTE Band 2	Channel :	CH18900 (Middle)
Band Width :	20MHz		

QPSK (RB Size 1, RB Offset 0)

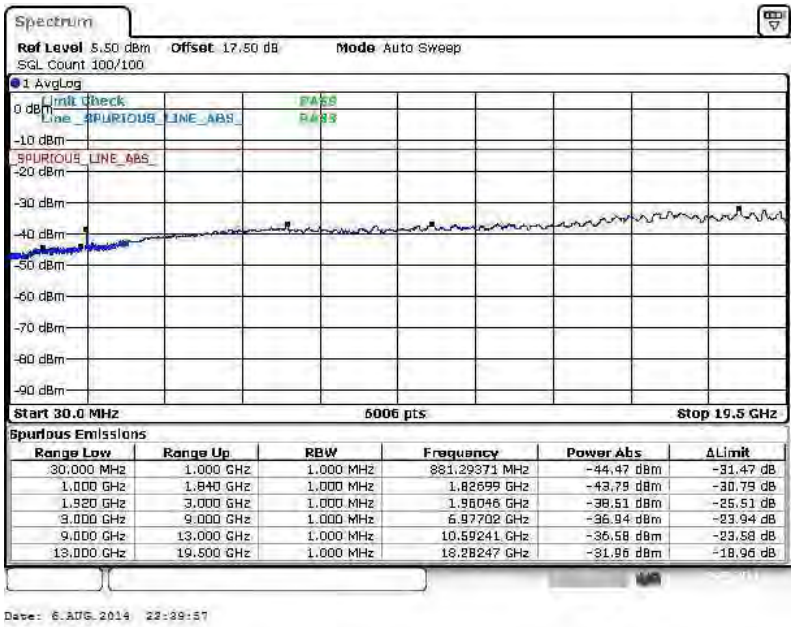

16QAM (RB Size 1, RB Offset 0)

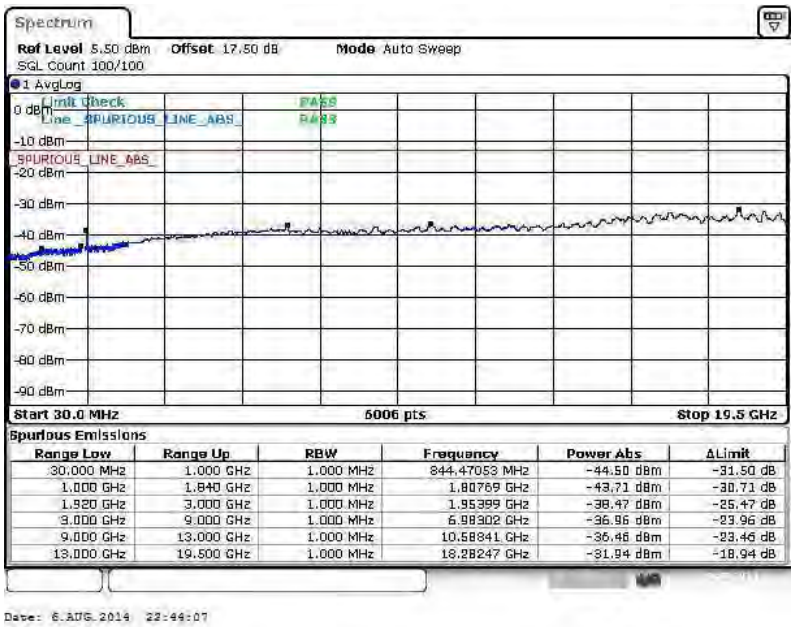

Band :	LTE Band 2	Channel :	CH19100 (High)
Band Width :	20MHz		

QPSK (RB Size 1, RB Offset 0)

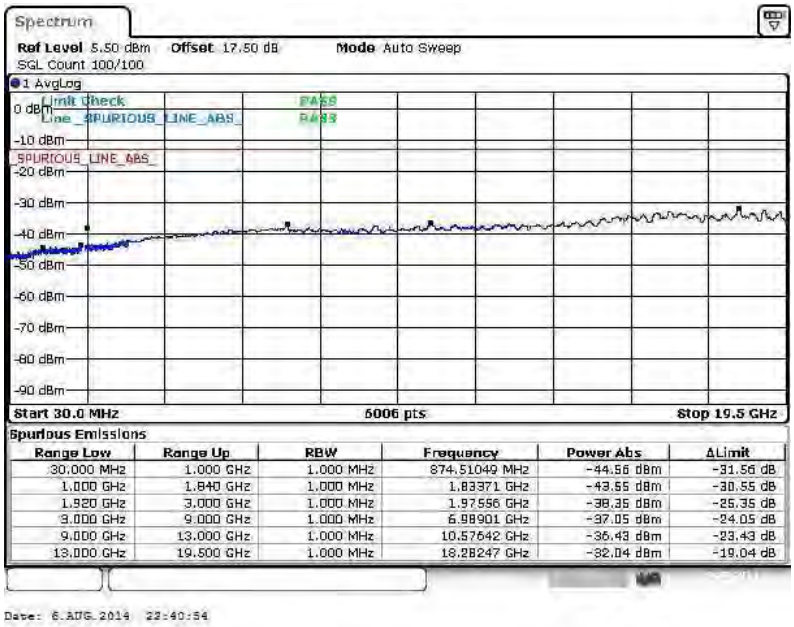

16QAM (RB Size 1, RB Offset 0)

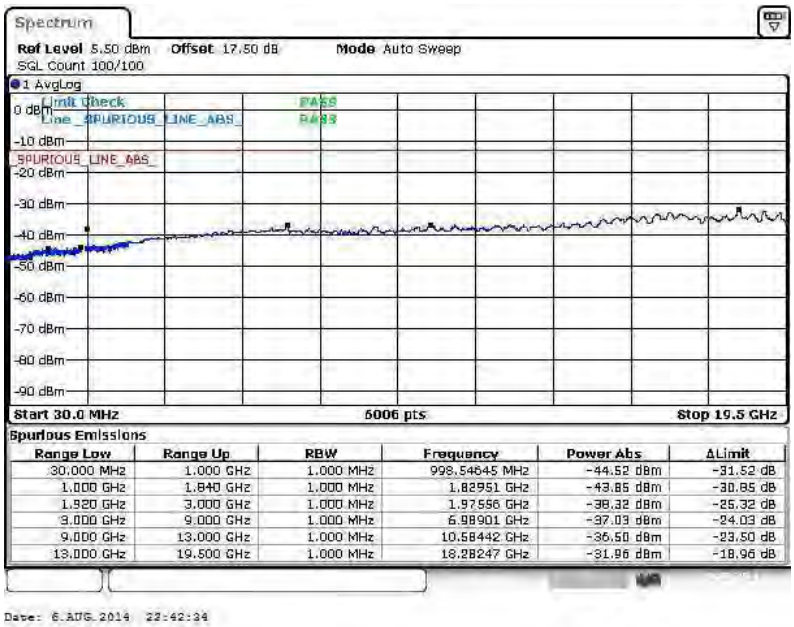

Band :	LTE Band 4	Channel :	CH19957 (Low)
Band Width :	1.4MHz		

QPSK (RB Size 1, RB Offset 0)

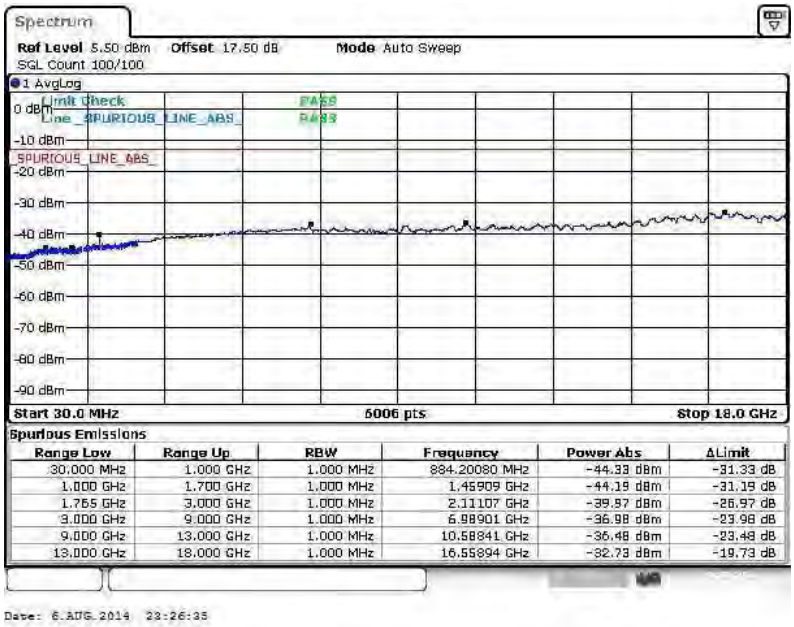

16QAM (RB Size 1, RB Offset 0)

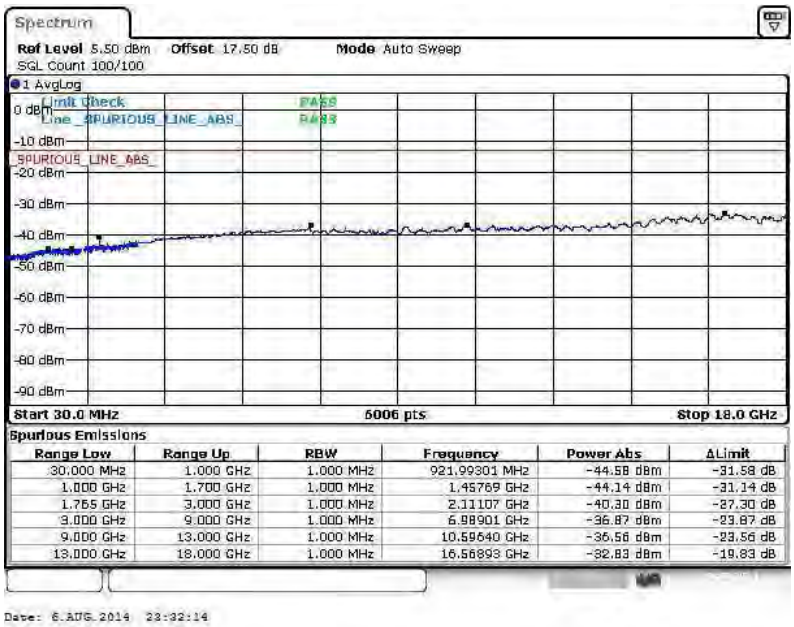

Band :	LTE Band 4	Channel :	CH20175 (Middle)
Band Width :	1.4MHz		

QPSK (RB Size 1, RB Offset 0)

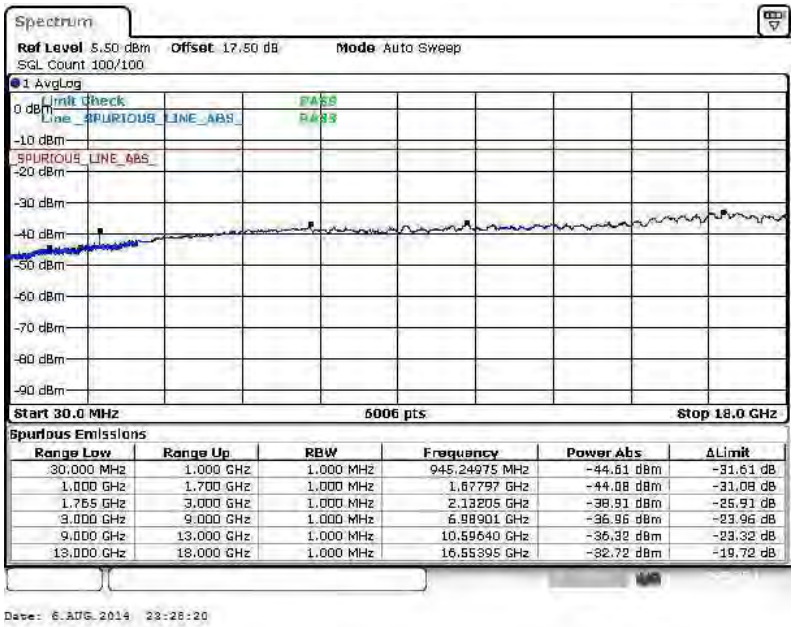

16QAM (RB Size 1, RB Offset 0)

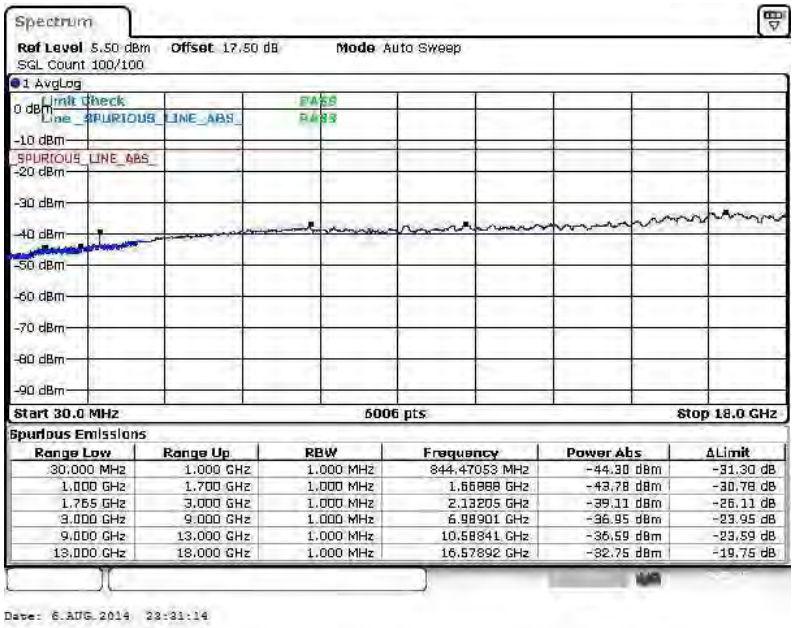

Band :	LTE Band 4	Channel :	CH20393 (High)
Band Width :	1.4MHz		

QPSK (RB Size 1, RB Offset 0)

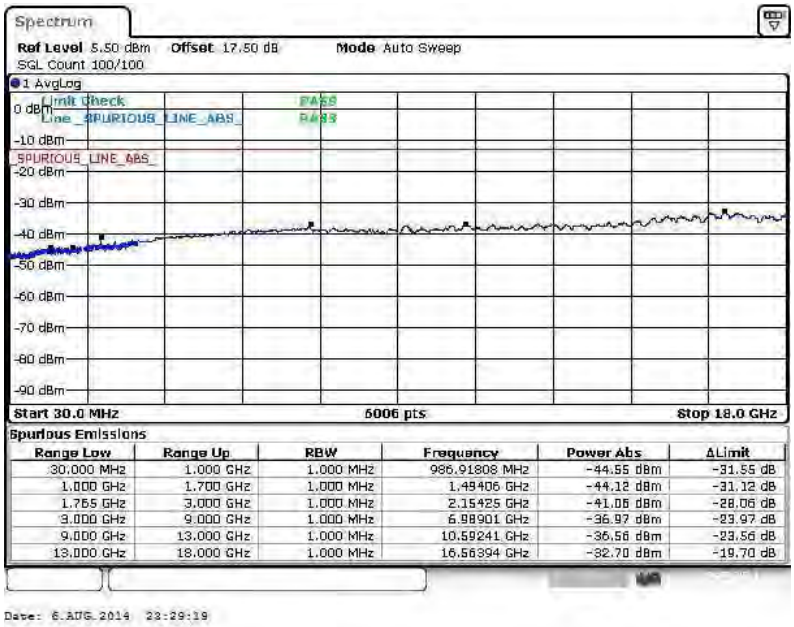

16QAM (RB Size 1, RB Offset 0)

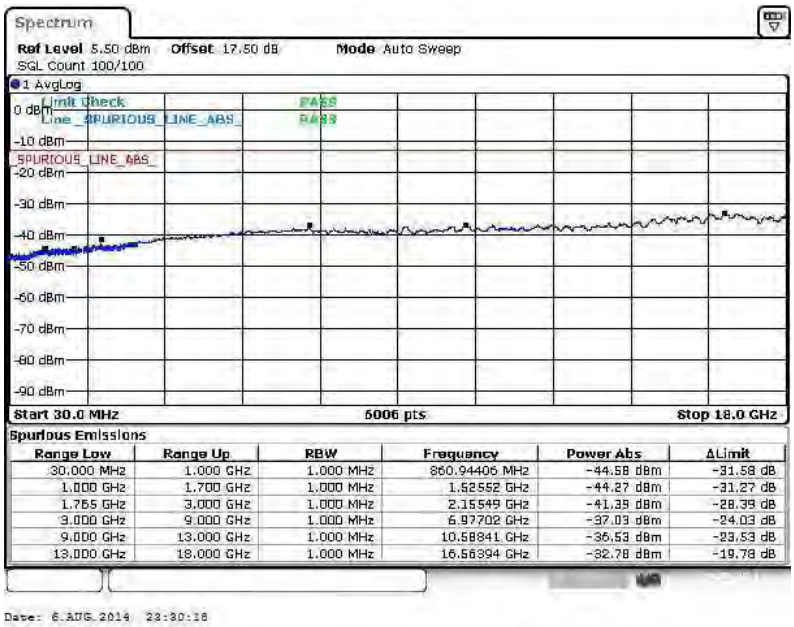

Band :	LTE Band 4	Channel :	CH19965 (Low)
Band Width :	3MHz		

QPSK (RB Size 1, RB Offset 0)

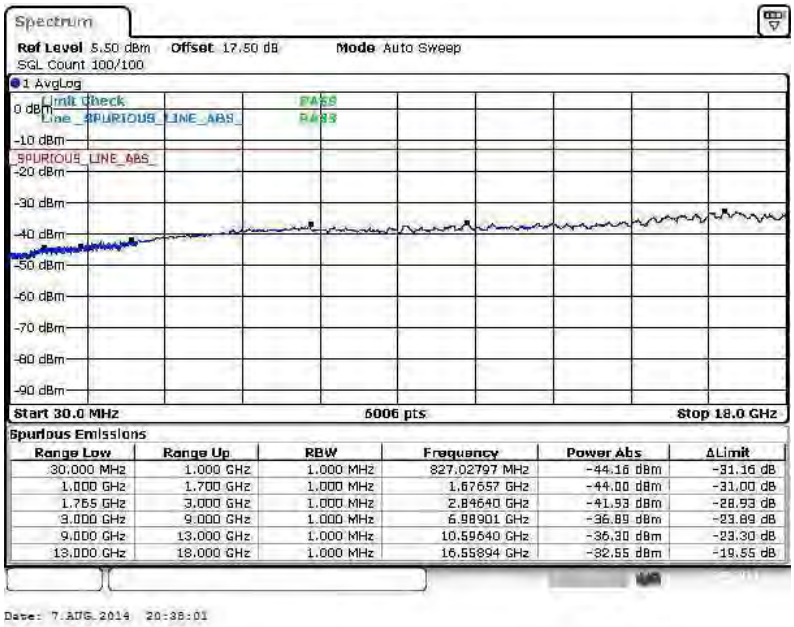

16QAM (RB Size 1, RB Offset 0)

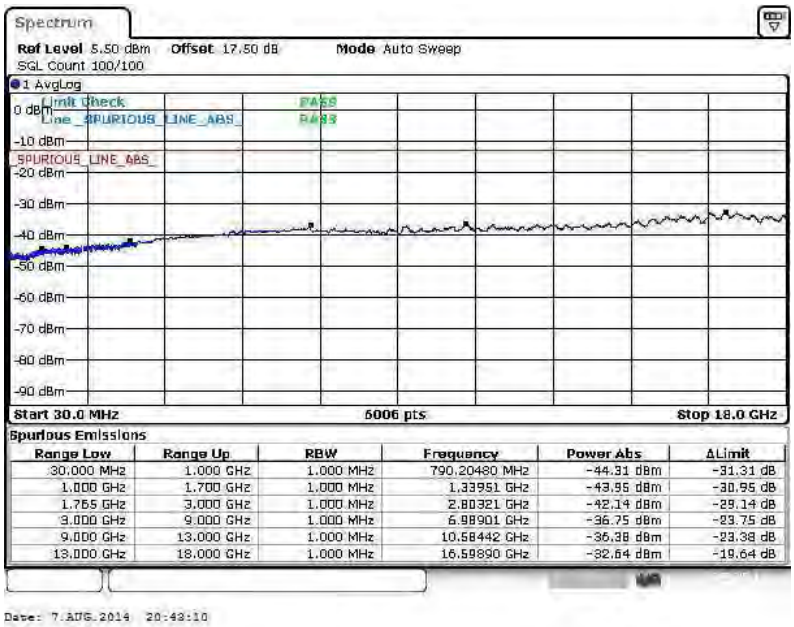

Band :	LTE Band 4	Channel :	CH20175 (Middle)
Band Width :	3MHz		

QPSK (RB Size 1, RB Offset 0)

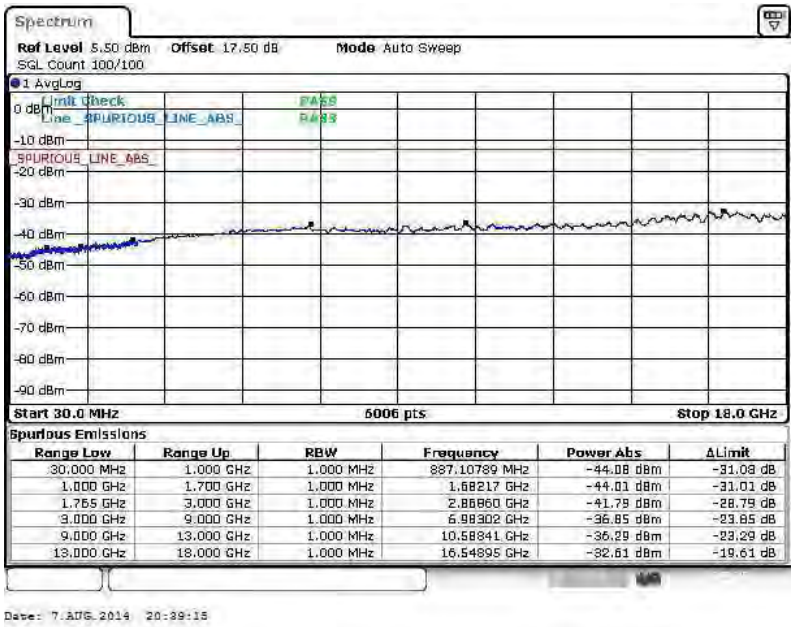

16QAM (RB Size 1, RB Offset 0)

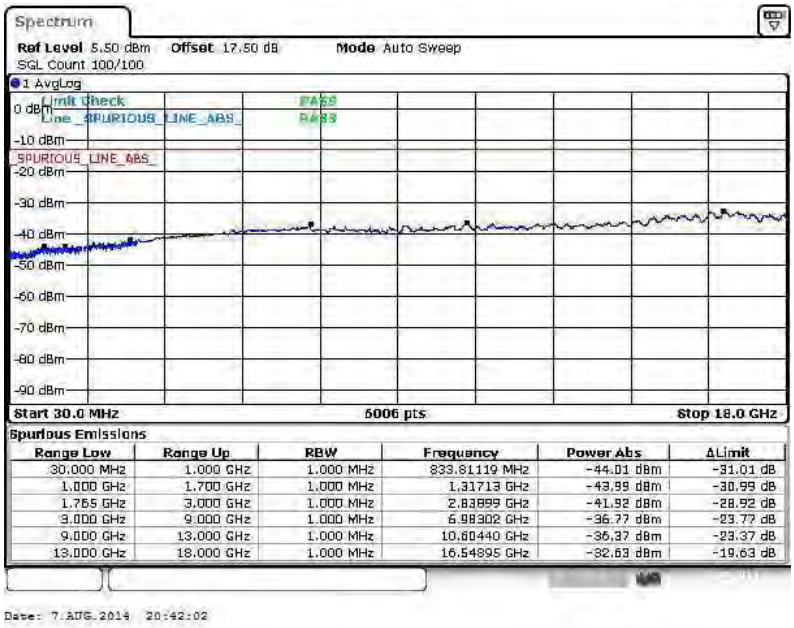

Band :	LTE Band 4	Channel :	CH20385 (High)
Band Width :	3MHz		

QPSK (RB Size 1, RB Offset 0)

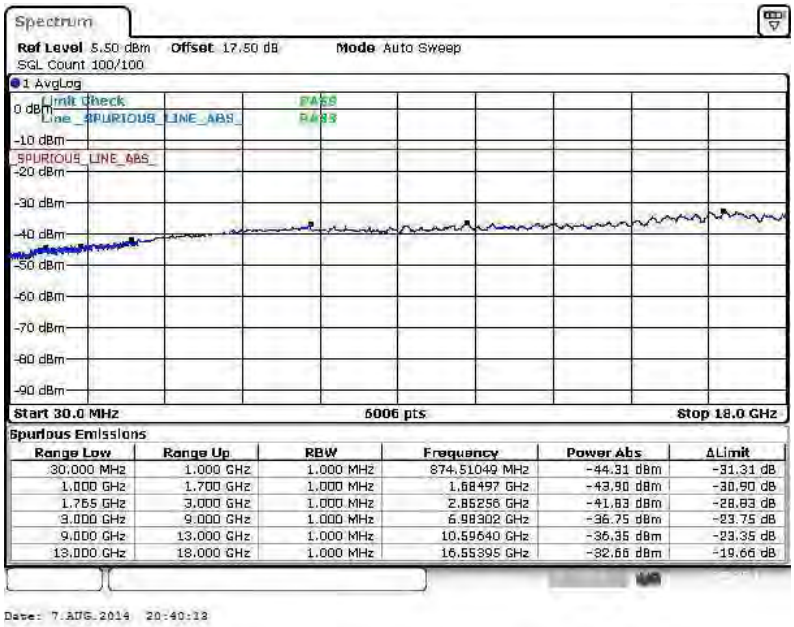

16QAM (RB Size 1, RB Offset 0)

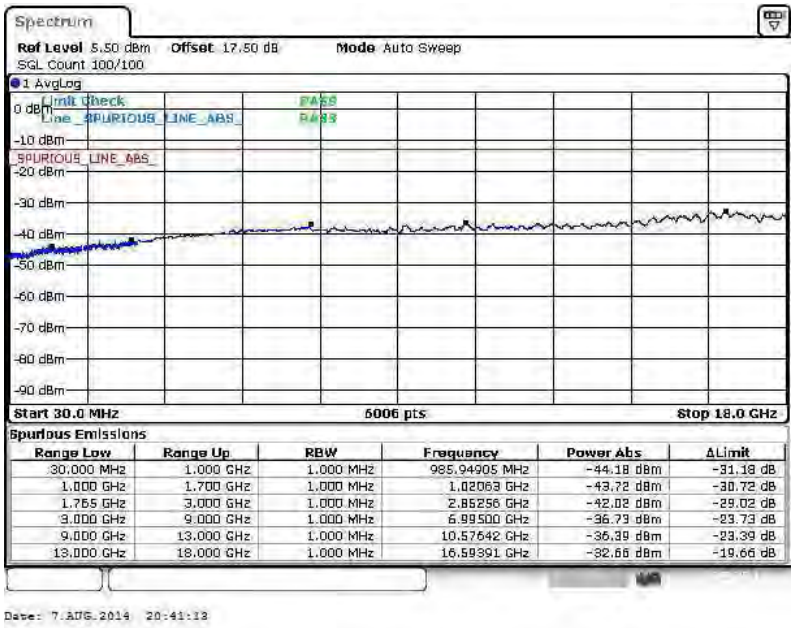

Band :	LTE Band 4	Channel :	CH19975 (Low)
Band Width :	5MHz		

QPSK (RB Size 1, RB Offset 0)

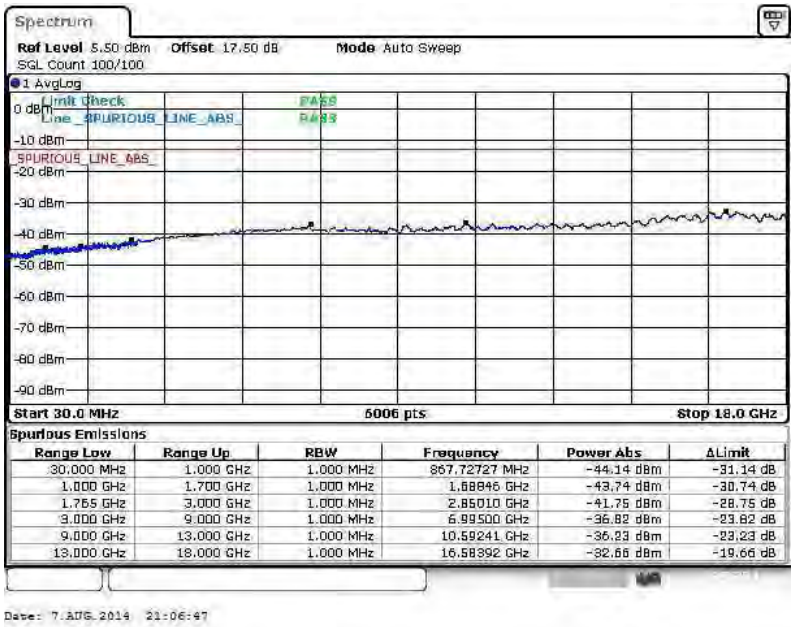

16QAM (RB Size 1, RB Offset 0)

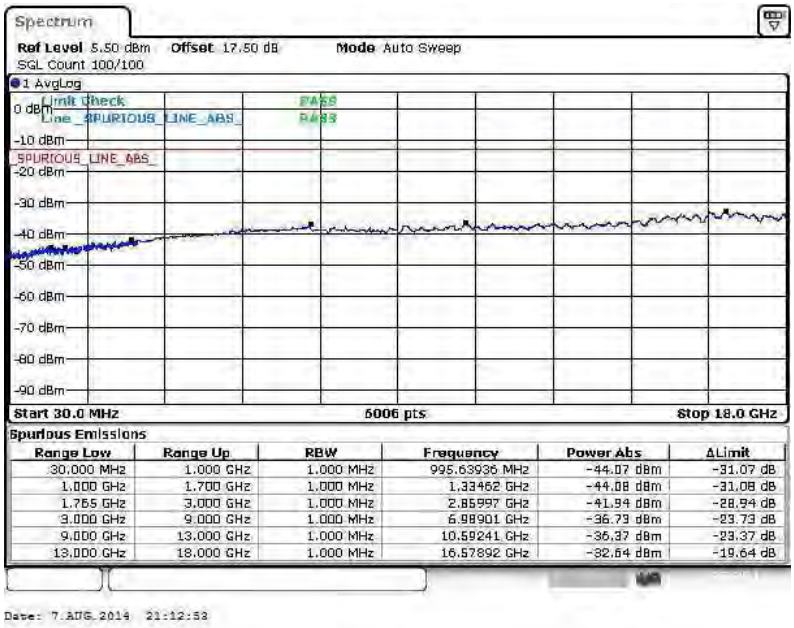

Band :	LTE Band 4	Channel :	CH20175 (Middle)
Band Width :	5MHz		

QPSK (RB Size 1, RB Offset 0)

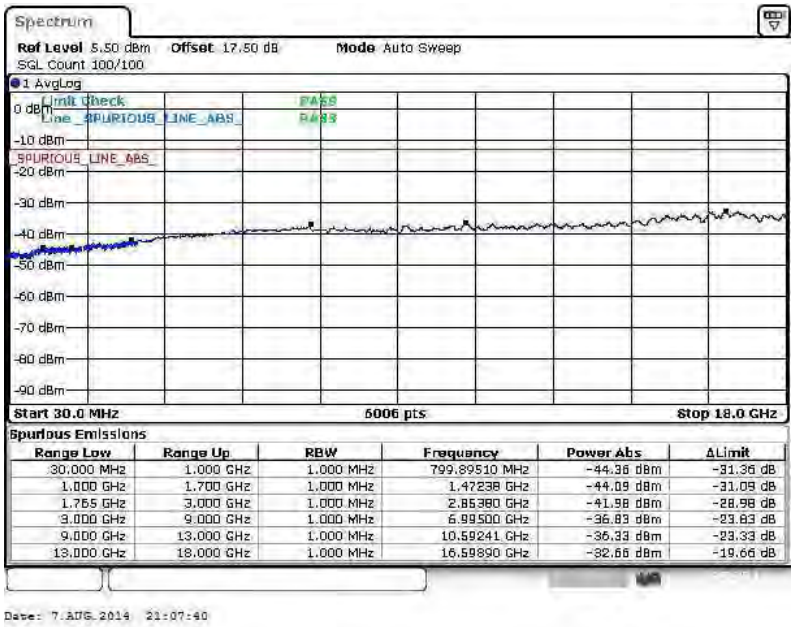

16QAM (RB Size 1, RB Offset 0)

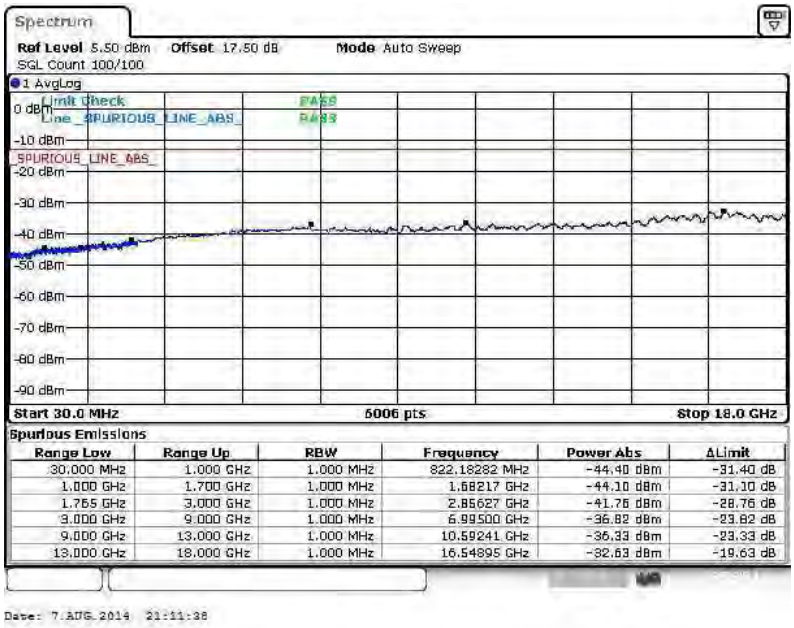

Band :	LTE Band 4	Channel :	CH20375 (High)
Band Width :	5MHz		

QPSK (RB Size 1, RB Offset 0)

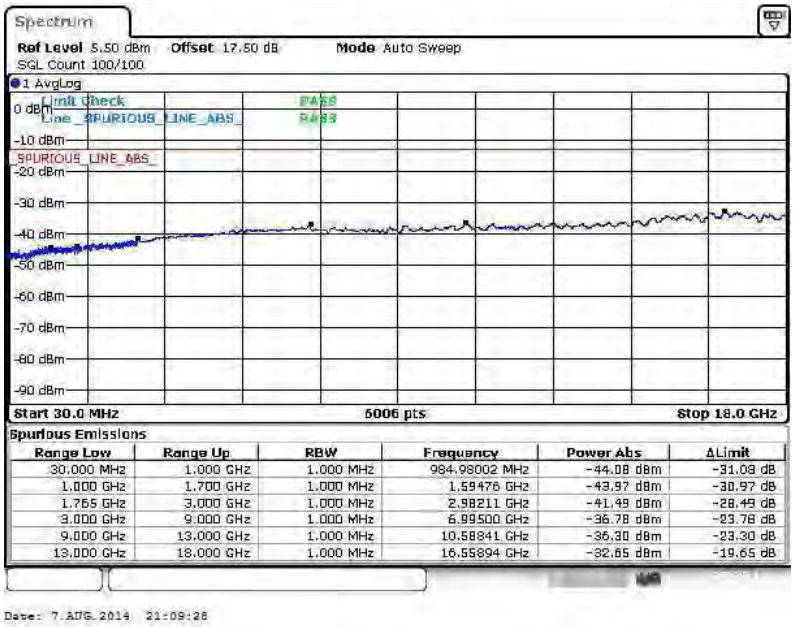

Spurious Emissions

Range Low	Range Up	RBW	Frequency	Power Abs	ΔLimit
30.000 MHz	1.000 GHz	1.000 MHz	984.98002 MHz	-44.08 dBm	-31.08 dB
1.000 GHz	1.700 GHz	1.000 MHz	1.59476 GHz	-43.97 dBm	-30.97 dB
1.765 GHz	3.000 GHz	1.000 MHz	2.98211 GHz	-41.49 dBm	-28.49 dB
3.000 GHz	9.000 GHz	1.000 MHz	6.99500 GHz	-36.78 dBm	-23.78 dB
9.000 GHz	13.000 GHz	1.000 MHz	10.58841 GHz	-36.30 dBm	-23.30 dB
13.000 GHz	18.000 GHz	1.000 MHz	16.55894 GHz	-32.65 dBm	-19.65 dB

Date: 7.AUG.2014 21:09:28

16QAM (RB Size 1, RB Offset 0)

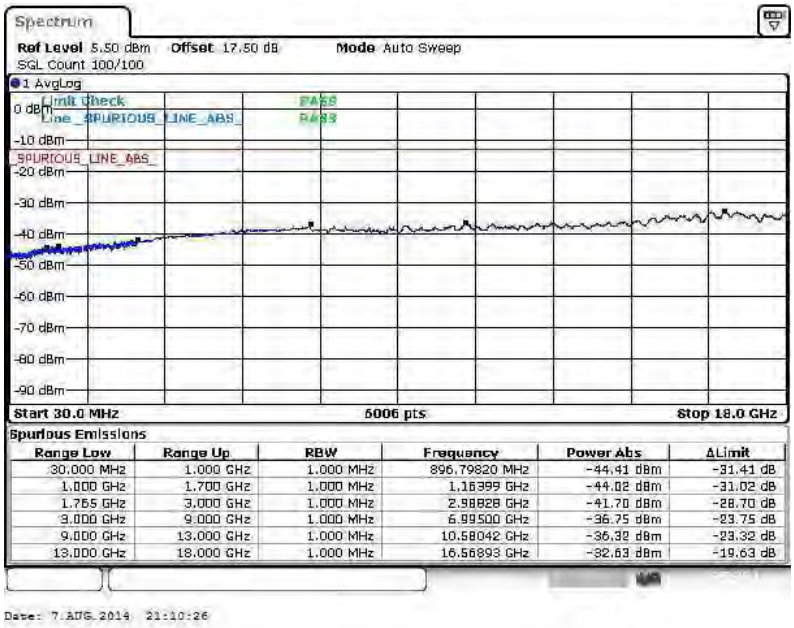

Spurious Emissions

Range Low	Range Up	RBW	Frequency	Power Abs	ΔLimit
30.000 MHz	1.000 GHz	1.000 MHz	896.79820 MHz	-44.41 dBm	-31.41 dB
1.000 GHz	1.700 GHz	1.000 MHz	1.16399 GHz	-44.02 dBm	-31.02 dB
1.765 GHz	3.000 GHz	1.000 MHz	2.98828 GHz	-41.70 dBm	-28.70 dB
3.000 GHz	9.000 GHz	1.000 MHz	6.99500 GHz	-36.75 dBm	-23.75 dB
9.000 GHz	13.000 GHz	1.000 MHz	10.58042 GHz	-36.32 dBm	-23.32 dB
13.000 GHz	18.000 GHz	1.000 MHz	16.56893 GHz	-32.63 dBm	-19.63 dB

Date: 7.AUG.2014 21:10:26

Band :	LTE Band 4	Channel :	CH20000 (Low)
Band Width :	10MHz		

QPSK (RB Size 1, RB Offset 0)

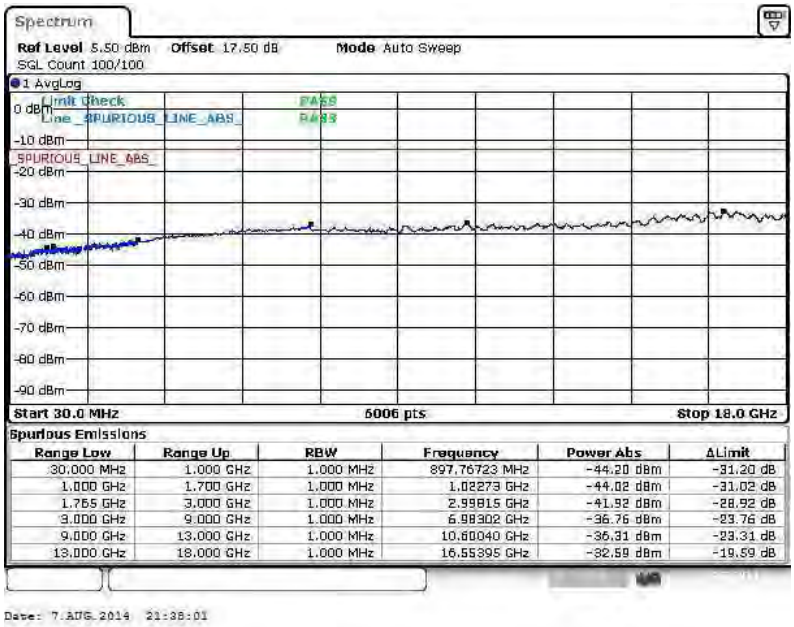

16QAM (RB Size 1, RB Offset 0)

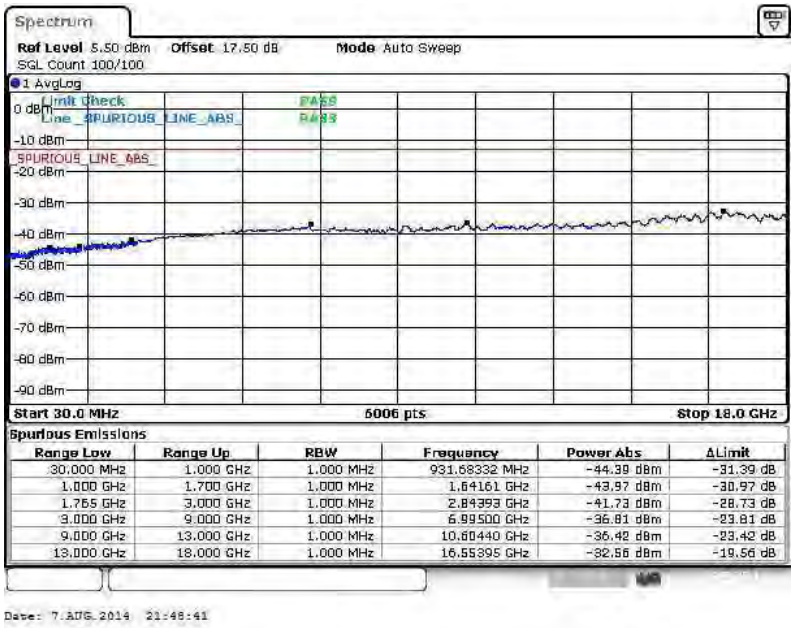

Band :	LTE Band 4	Channel :	CH20175 (Middle)
Band Width :	10MHz		

QPSK (RB Size 1, RB Offset 0)

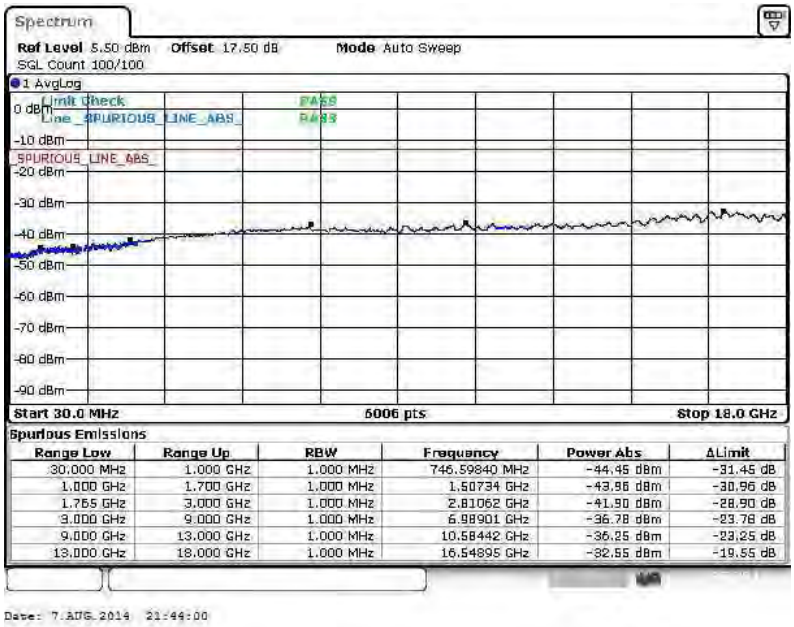

16QAM (RB Size 1, RB Offset 0)

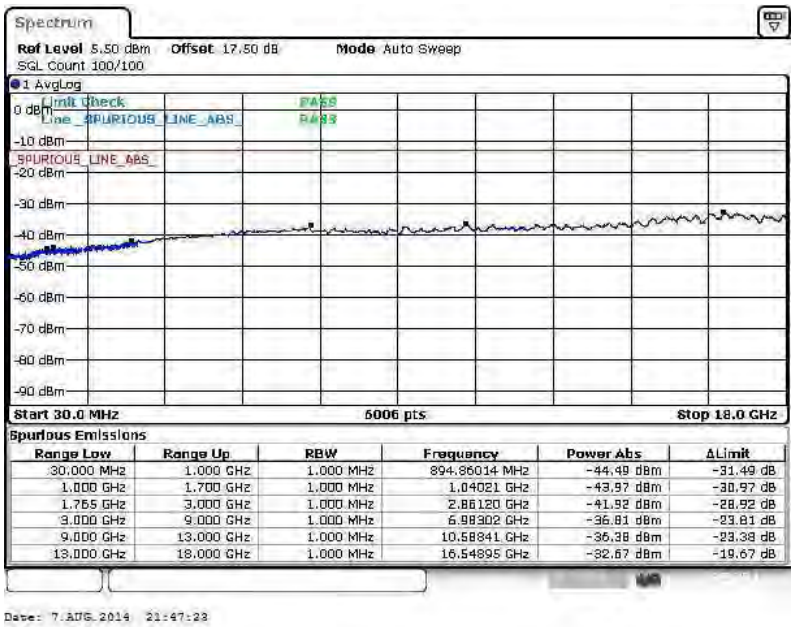

Band :	LTE Band 4	Channel :	CH20350 (High)
Band Width :	10MHz		

QPSK (RB Size 1, RB Offset 0)

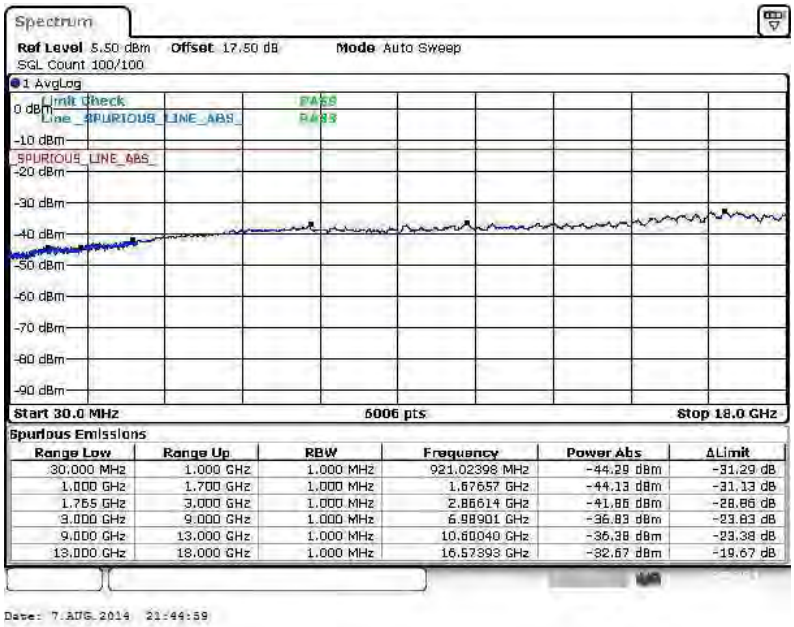

16QAM (RB Size 1, RB Offset 0)

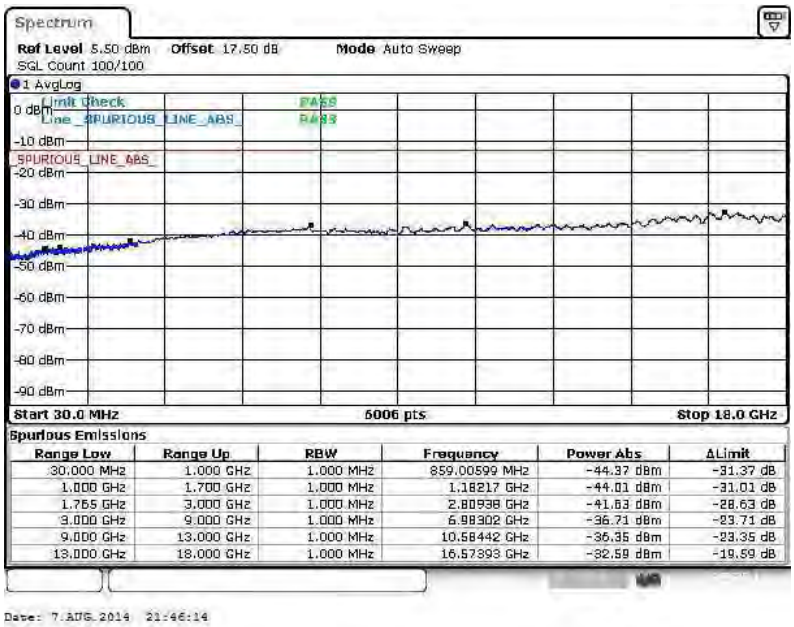

Band :	LTE Band 4	Channel :	CH20025 (Low)
Band Width :	15MHz		

QPSK (RB Size 1, RB Offset 0)

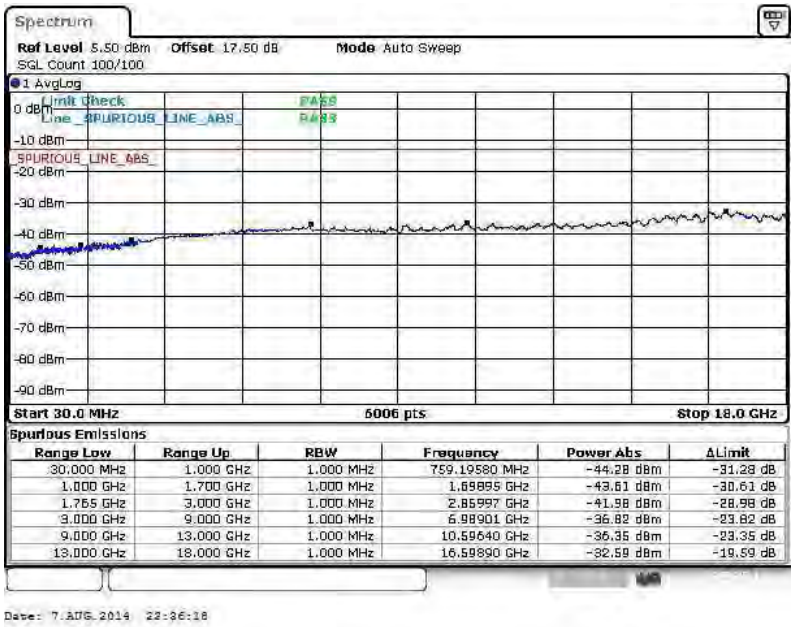

16QAM (RB Size 1, RB Offset 0)

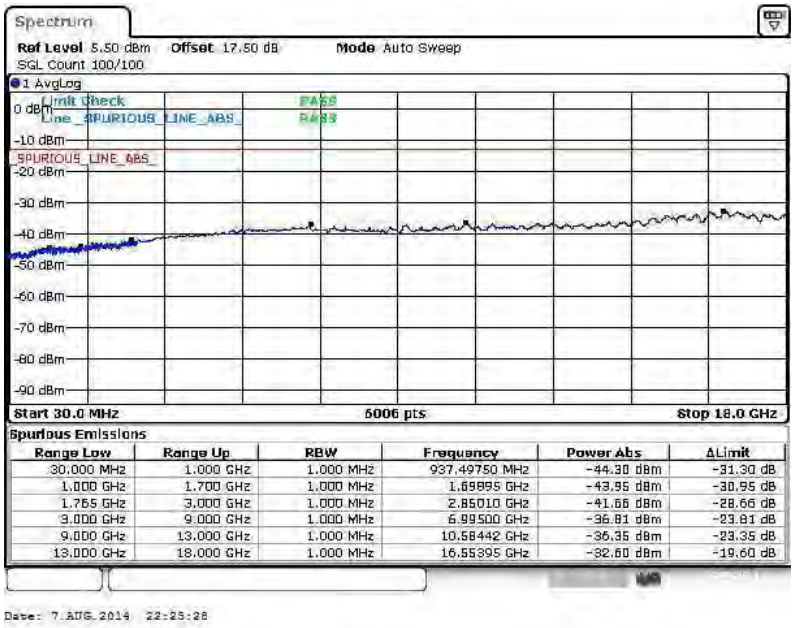

Band :	LTE Band 4	Channel :	CH20175 (Middle)
Band Width :	15MHz		

QPSK (RB Size 1, RB Offset 0)

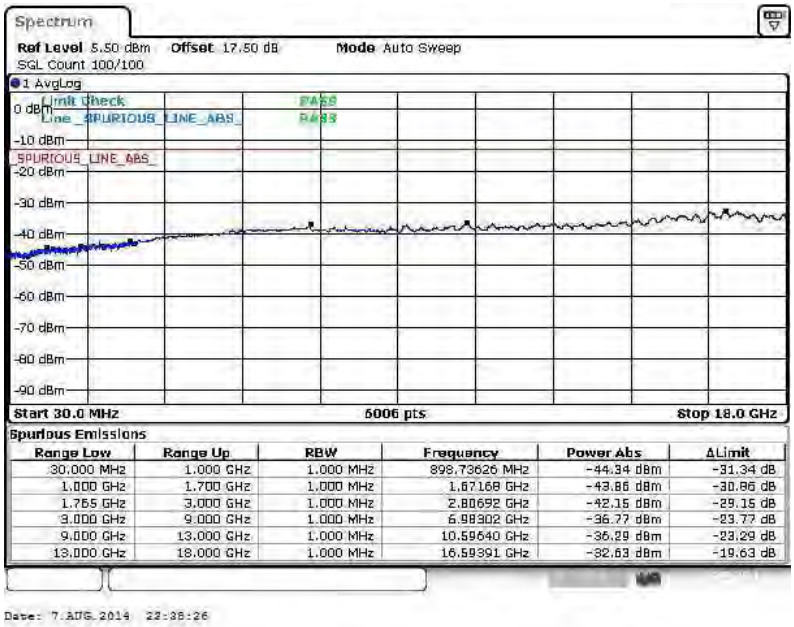

16QAM (RB Size 1, RB Offset 0)

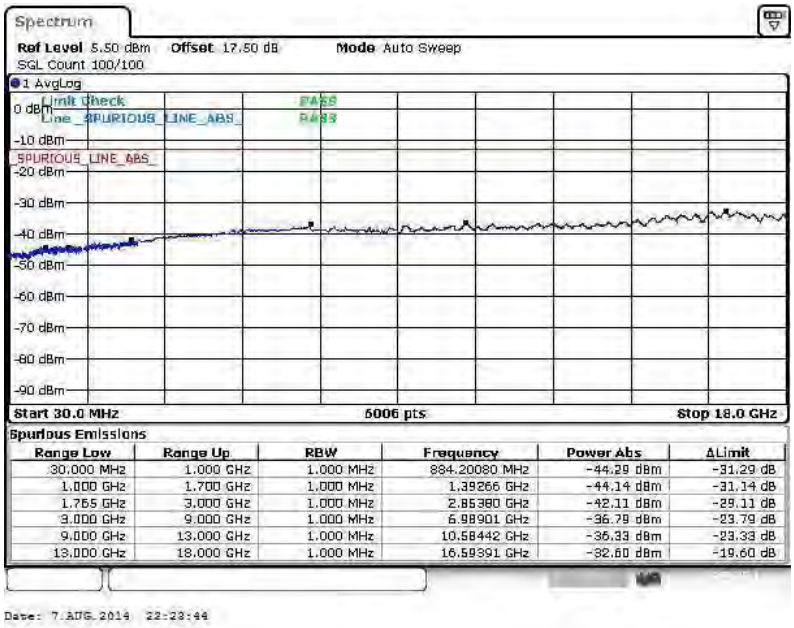

Band :	LTE Band 4	Channel :	CH20325 (High)
Band Width :	15MHz		

QPSK (RB Size 1, RB Offset 0)

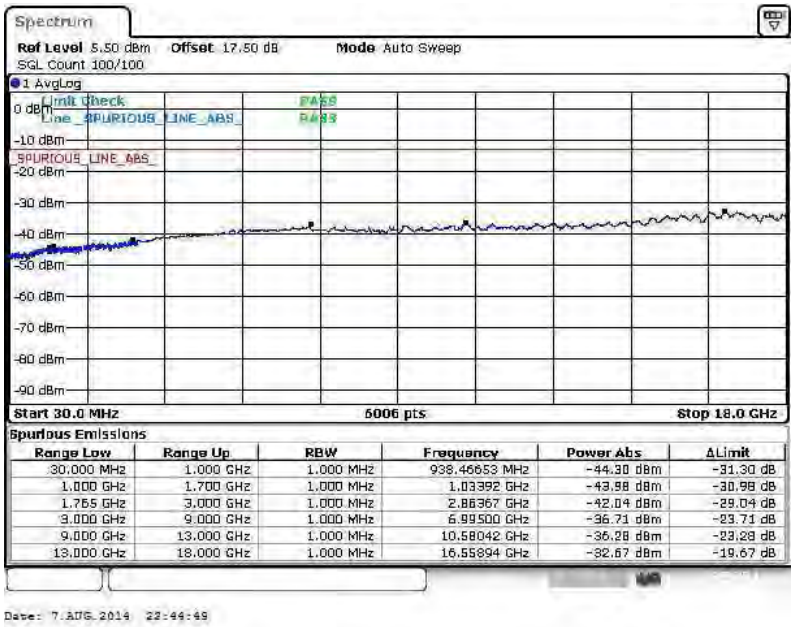

16QAM (RB Size 1, RB Offset 0)

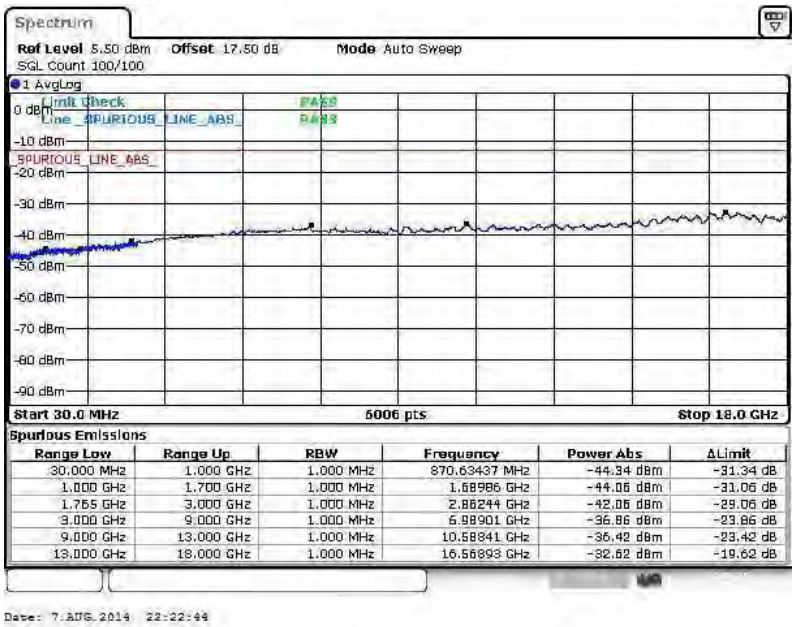

Band :	LTE Band 4	Channel :	CH20050 (Low)
Band Width :	20MHz		

QPSK (RB Size 1, RB Offset 0)

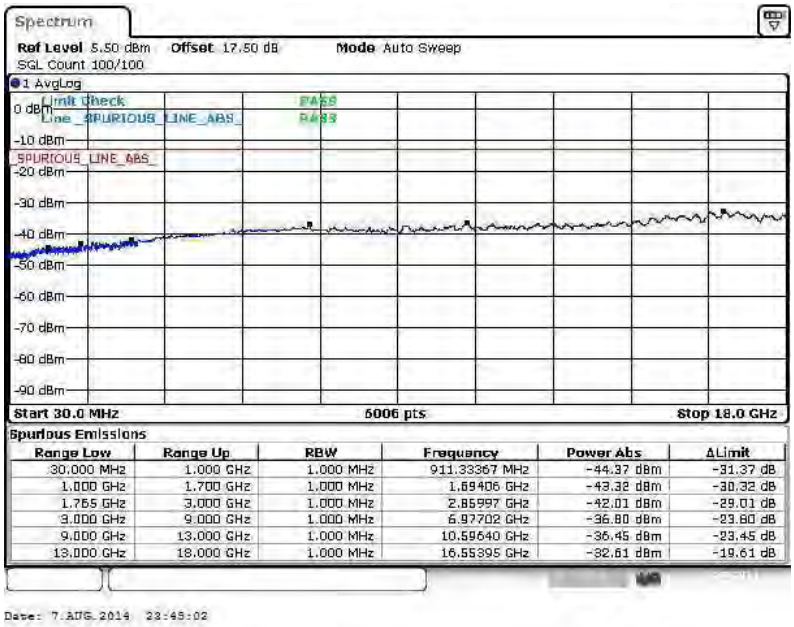

16QAM (RB Size 1, RB Offset 0)

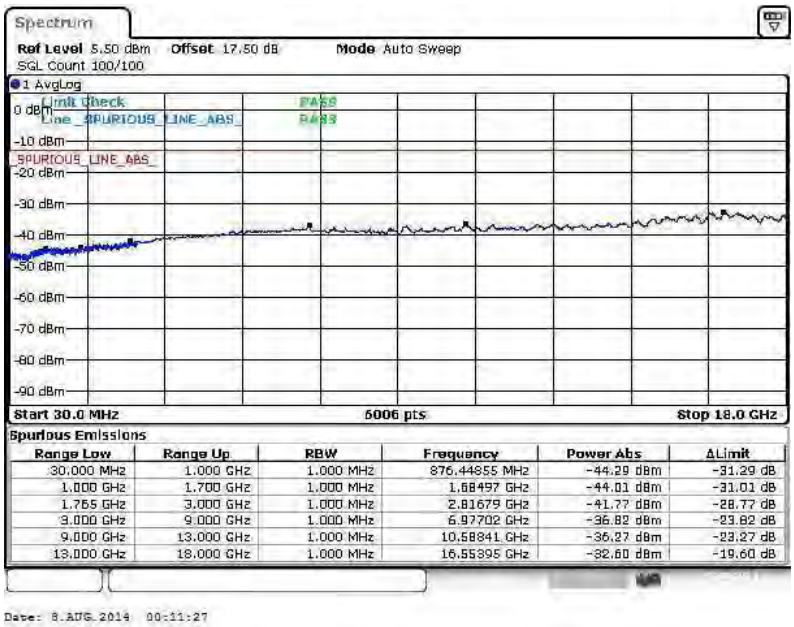

Band :	LTE Band 4	Channel :	CH20175 (Middle)
Band Width :	20MHz		

QPSK (RB Size 1, RB Offset 0)

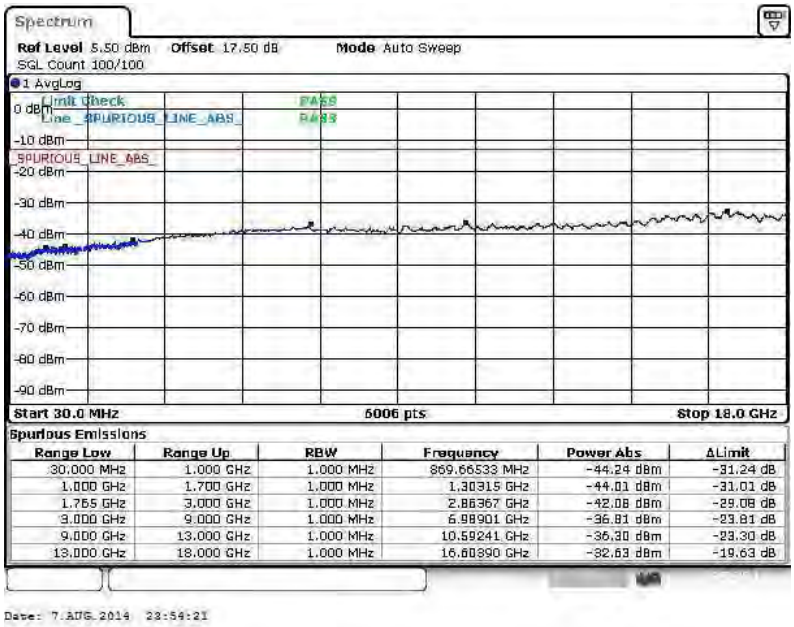

16QAM (RB Size 1, RB Offset 0)

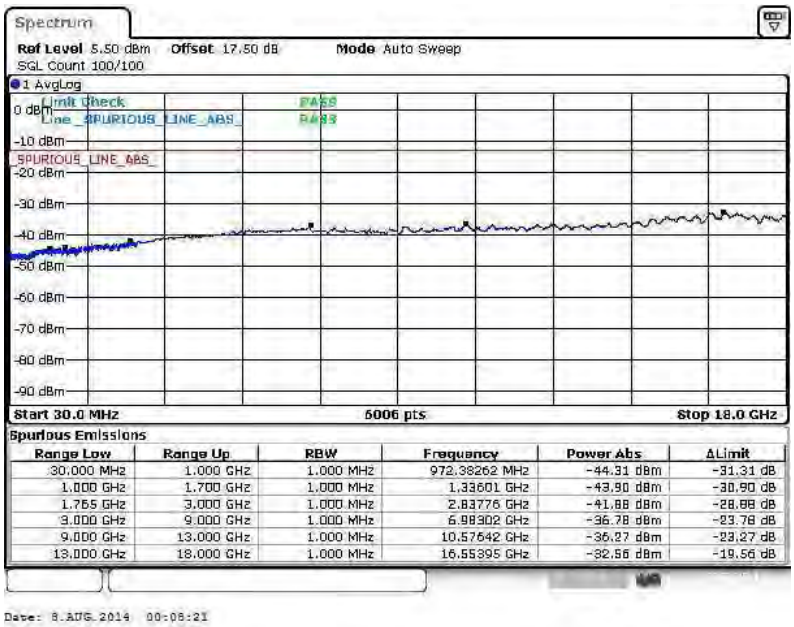

Band :	LTE Band 4	Channel :	CH20300 (High)
Band Width :	20MHz		

QPSK (RB Size 1, RB Offset 0)

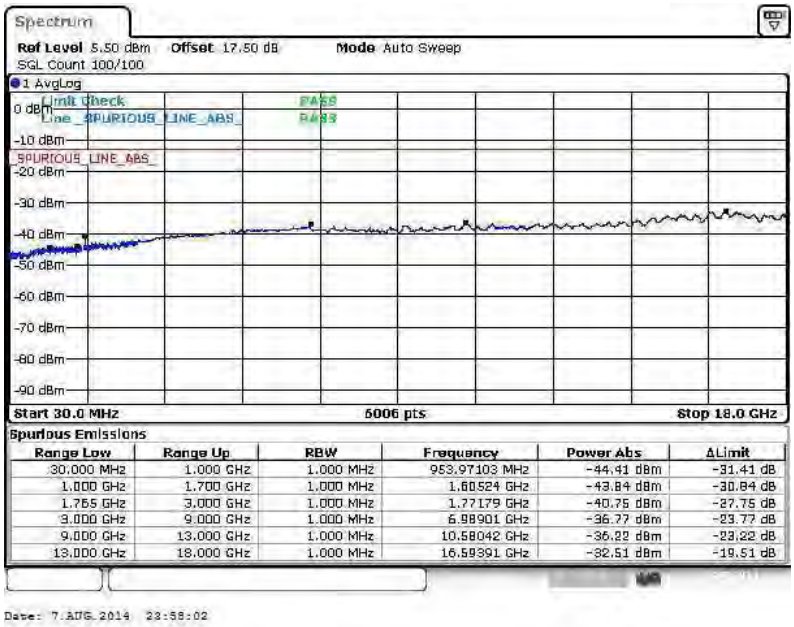

16QAM (RB Size 1, RB Offset 0)

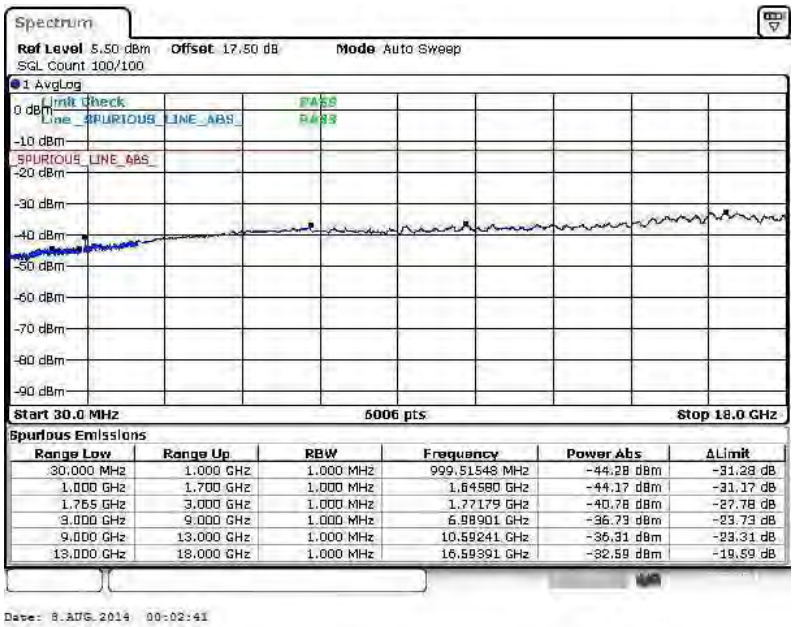

Band :	LTE Band 5	Channel :	CH20407 (Low)
Band Width :	1.4MHz		

QPSK (RB Size 1, RB Offset 0)

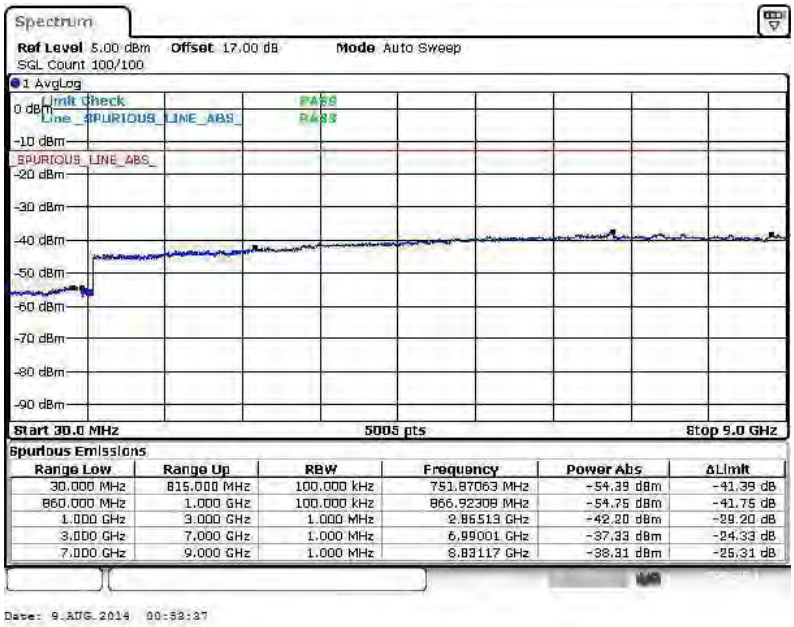

16QAM (RB Size 1, RB Offset 0)

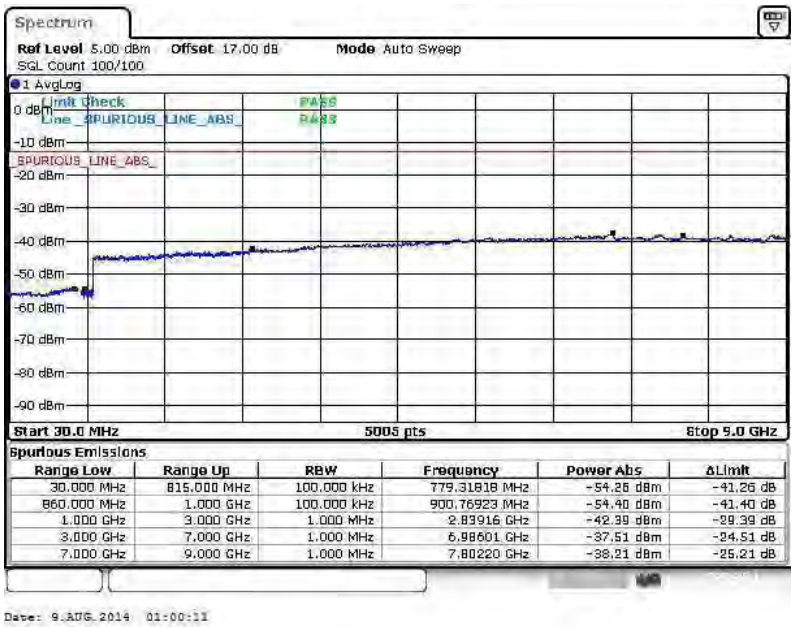

Band :	LTE Band 5	Channel :	CH20525 (Middle)
Band Width :	1.4MHz		

QPSK (RB Size 1, RB Offset 0)

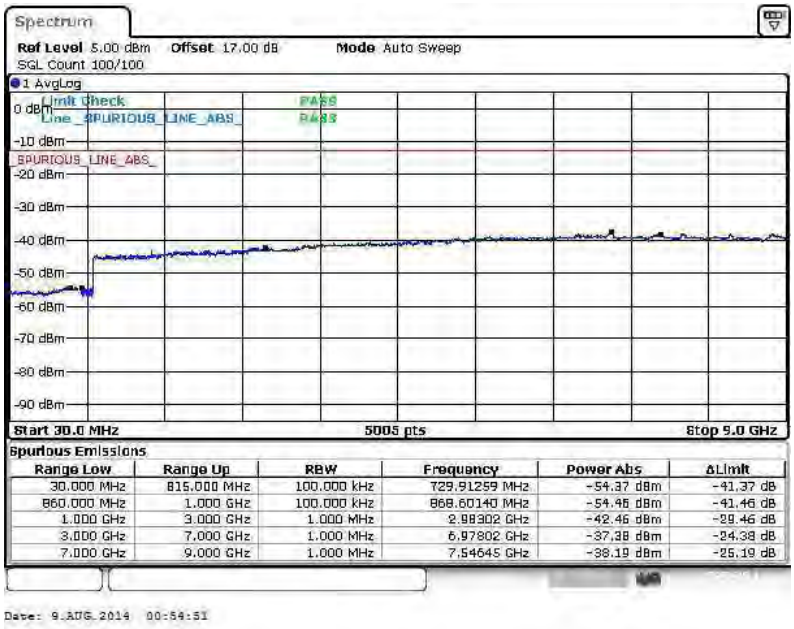

16QAM (RB Size 1, RB Offset 0)

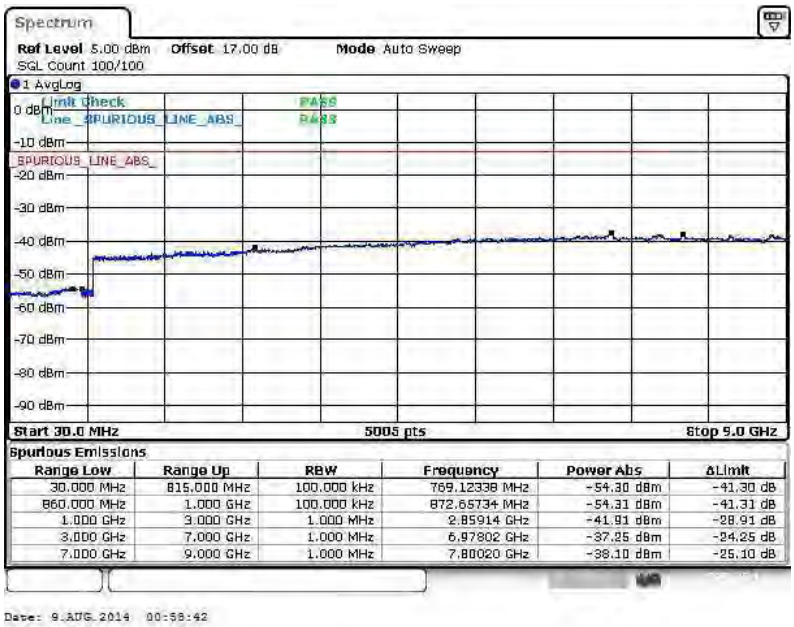

Band :	LTE Band 5	Channel :	CH20643 (High)
Band Width :	1.4MHz		

QPSK (RB Size 1, RB Offset 0)

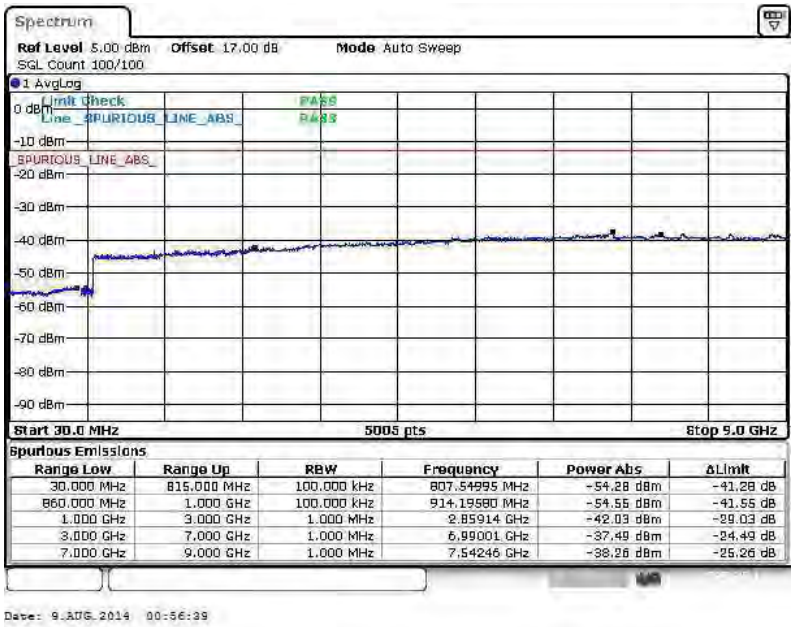

Spurious Emissions

Range Low	Range Up	RBW	Frequency	Power Abs	ΔLimit
30.000 MHz	815.000 MHz	100.000 kHz	807.54995 MHz	-54.28 dBm	-41.28 dB
860.000 MHz	1.000 GHz	100.000 kHz	914.19580 MHz	-54.55 dBm	-41.55 dB
1.000 GHz	3.000 GHz	1.000 MHz	2.85914 GHz	-42.03 dBm	-29.03 dB
3.000 GHz	7.000 GHz	1.000 MHz	6.99001 GHz	-37.49 dBm	-24.49 dB
7.000 GHz	9.000 GHz	1.000 MHz	7.54246 GHz	-38.26 dBm	-25.26 dB

Date: 9.AUG.2014 00:56:39

16QAM (RB Size 1, RB Offset 0)

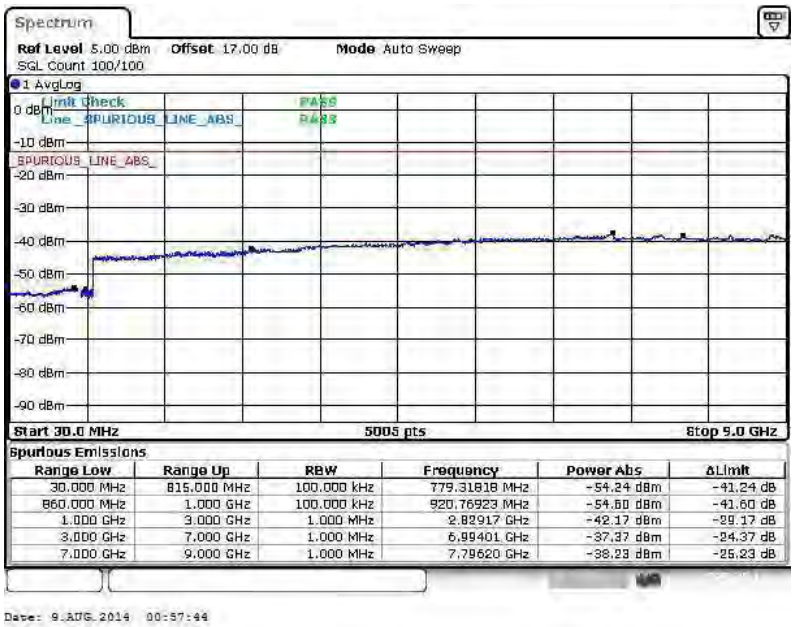

Spurious Emissions

Range Low	Range Up	RBW	Frequency	Power Abs	ΔLimit
30.000 MHz	815.000 MHz	100.000 kHz	779.31818 MHz	-54.24 dBm	-41.24 dB
860.000 MHz	1.000 GHz	100.000 kHz	920.76923 MHz	-54.60 dBm	-41.60 dB
1.000 GHz	3.000 GHz	1.000 MHz	2.82917 GHz	-42.17 dBm	-29.17 dB
3.000 GHz	7.000 GHz	1.000 MHz	6.99401 GHz	-37.37 dBm	-24.37 dB
7.000 GHz	9.000 GHz	1.000 MHz	7.79620 GHz	-38.23 dBm	-25.23 dB

Date: 9.AUG.2014 00:57:44

Band :	LTE Band 5	Channel :	CH20415 (Low)
Band Width :	3MHz		

QPSK (RB Size 1, RB Offset 0)

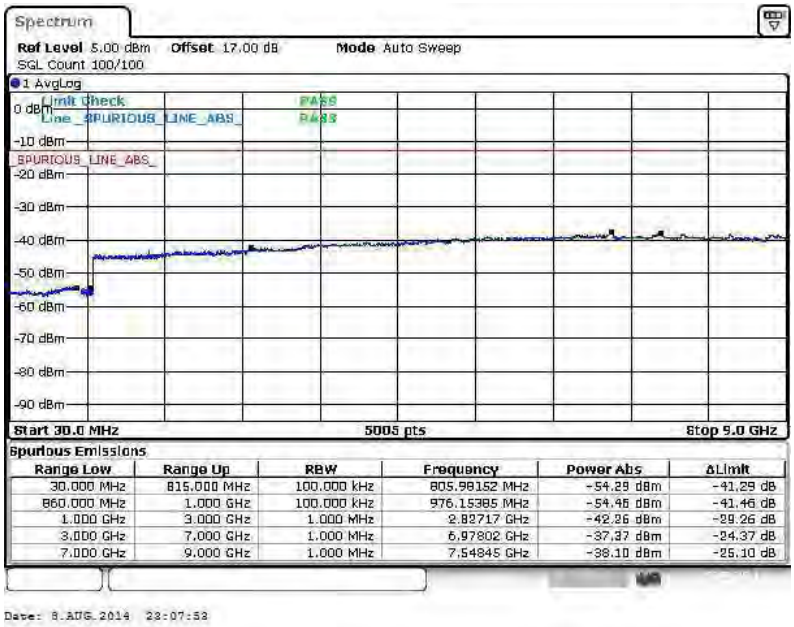

16QAM (RB Size 1, RB Offset 0)

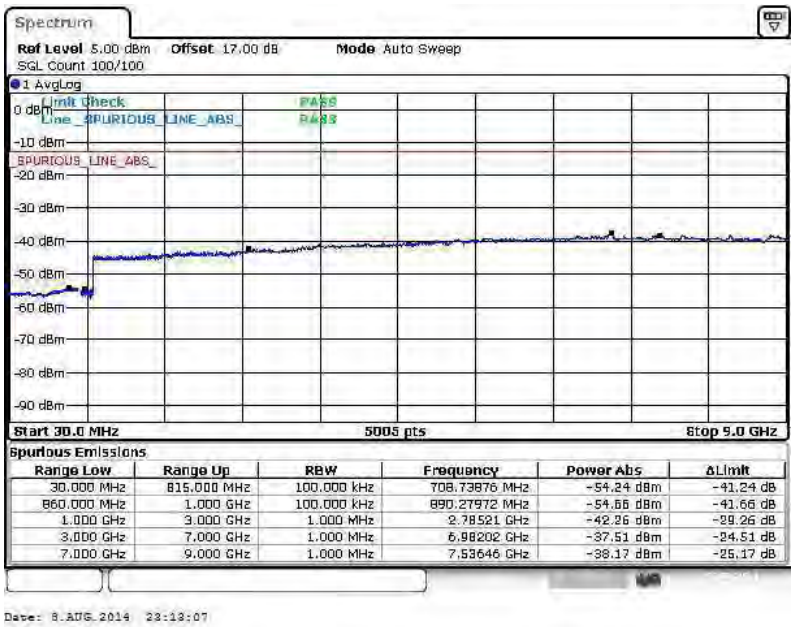

Band :	LTE Band 5	Channel :	CH20525 (Middle)
Band Width :	3MHz		

QPSK (RB Size 1, RB Offset 0)

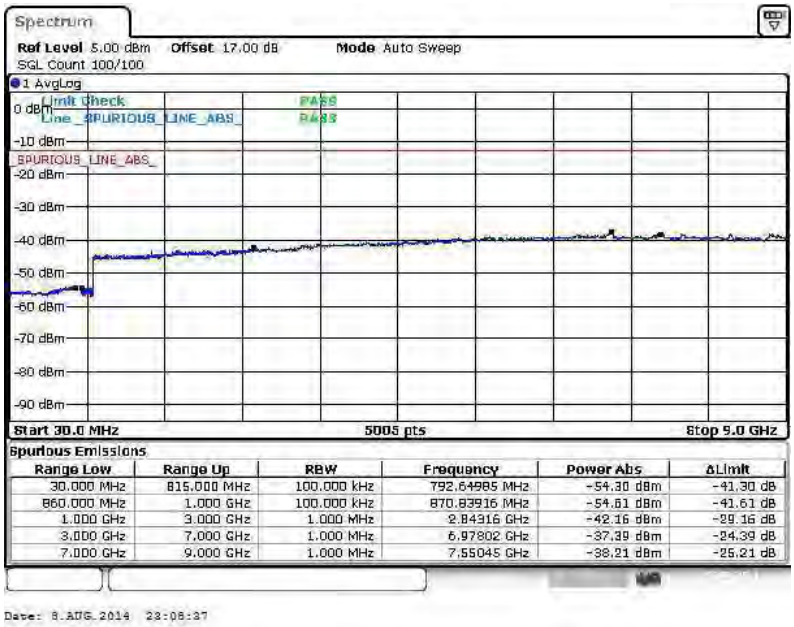

Spurious Emissions

Range Low	Range Up	RBW	Frequency	Power Abs	ΔLimit
30.000 MHz	815.000 MHz	100.000 kHz	792.64985 MHz	-54.30 dBm	-41.30 dB
860.000 MHz	1.000 GHz	100.000 kHz	870.83916 MHz	-54.61 dBm	-41.61 dB
1.000 GHz	3.000 GHz	1.000 MHz	2.84316 GHz	-42.16 dBm	-29.16 dB
3.000 GHz	7.000 GHz	1.000 MHz	6.97802 GHz	-37.39 dBm	-24.39 dB
7.000 GHz	9.000 GHz	1.000 MHz	7.55045 GHz	-38.21 dBm	-25.21 dB

16QAM (RB Size 1, RB Offset 0)

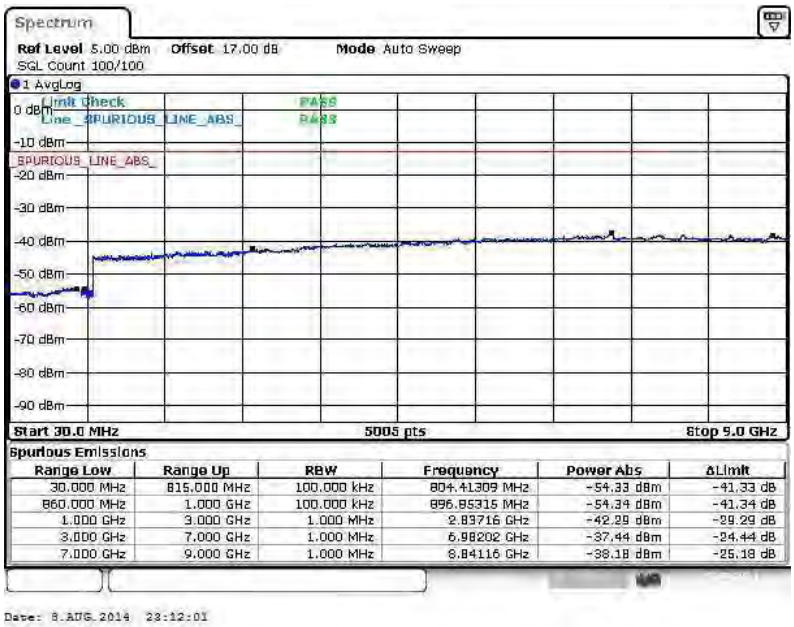

Spurious Emissions

Range Low	Range Up	RBW	Frequency	Power Abs	ΔLimit
30.000 MHz	815.000 MHz	100.000 kHz	804.41309 MHz	-54.33 dBm	-41.33 dB
860.000 MHz	1.000 GHz	100.000 kHz	896.85315 MHz	-54.34 dBm	-41.34 dB
1.000 GHz	3.000 GHz	1.000 MHz	2.83716 GHz	-42.29 dBm	-29.29 dB
3.000 GHz	7.000 GHz	1.000 MHz	6.98202 GHz	-37.44 dBm	-24.44 dB
7.000 GHz	9.000 GHz	1.000 MHz	8.84116 GHz	-38.18 dBm	-25.18 dB

Band :	LTE Band 5	Channel :	CH20635 (High)
Band Width :	3MHz		

QPSK (RB Size 1, RB Offset 0)

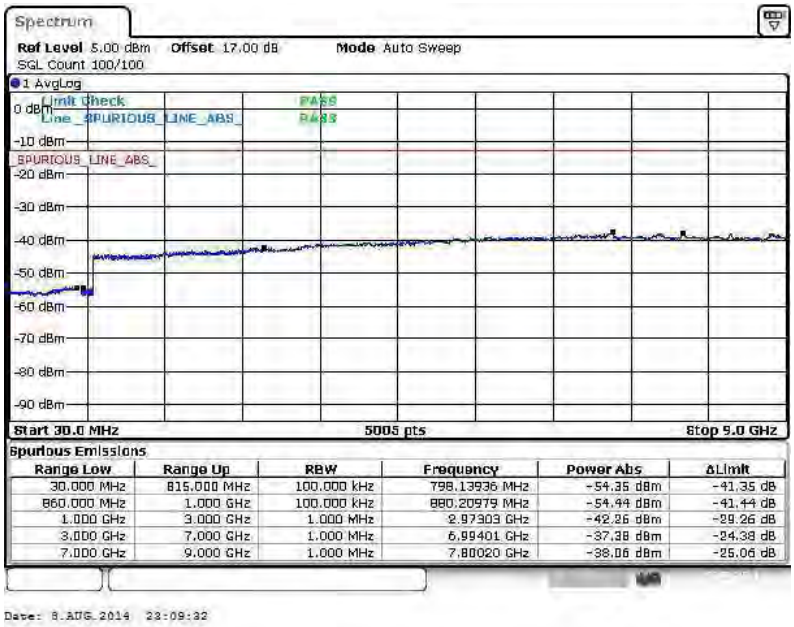

Spurious Emissions

Range Low	Range Up	RBW	Frequency	Power Abs	ΔLimit
30.000 MHz	815.000 MHz	100.000 kHz	798.13936 MHz	-54.35 dBm	-41.35 dB
860.000 MHz	1.000 GHz	100.000 kHz	880.20979 MHz	-54.44 dBm	-41.44 dB
1.000 GHz	3.000 GHz	1.000 MHz	2.97303 GHz	-42.26 dBm	-29.26 dB
3.000 GHz	7.000 GHz	1.000 MHz	6.99401 GHz	-37.38 dBm	-24.38 dB
7.000 GHz	9.000 GHz	1.000 MHz	7.80020 GHz	-38.06 dBm	-25.06 dB

Date: 8.AUG.2014 23:09:32

16QAM (RB Size 1, RB Offset 0)

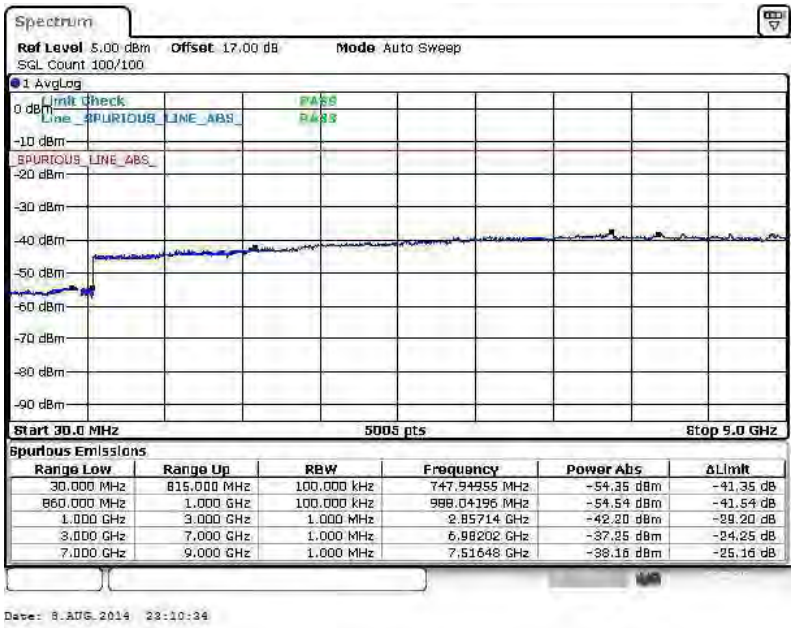

Spurious Emissions

Range Low	Range Up	RBW	Frequency	Power Abs	ΔLimit
30.000 MHz	815.000 MHz	100.000 kHz	747.94955 MHz	-54.35 dBm	-41.35 dB
860.000 MHz	1.000 GHz	100.000 kHz	988.04196 MHz	-54.54 dBm	-41.54 dB
1.000 GHz	3.000 GHz	1.000 MHz	2.85714 GHz	-42.20 dBm	-29.20 dB
3.000 GHz	7.000 GHz	1.000 MHz	6.98202 GHz	-37.25 dBm	-24.25 dB
7.000 GHz	9.000 GHz	1.000 MHz	7.51648 GHz	-38.16 dBm	-25.16 dB

Date: 8.AUG.2014 23:10:34

Band :	LTE Band 5	Channel :	CH20425 (Low)
Band Width :	5MHz		

QPSK (RB Size 1, RB Offset 0)

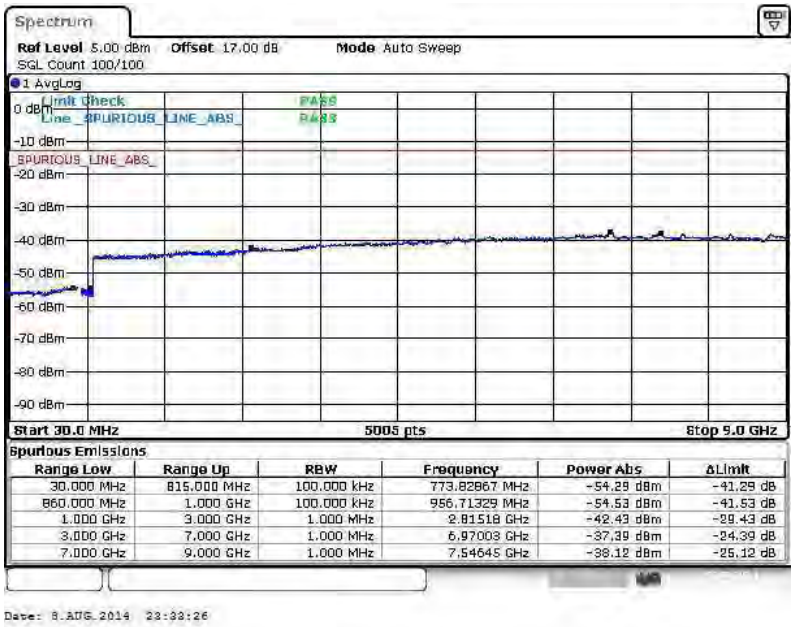

16QAM (RB Size 1, RB Offset 0)

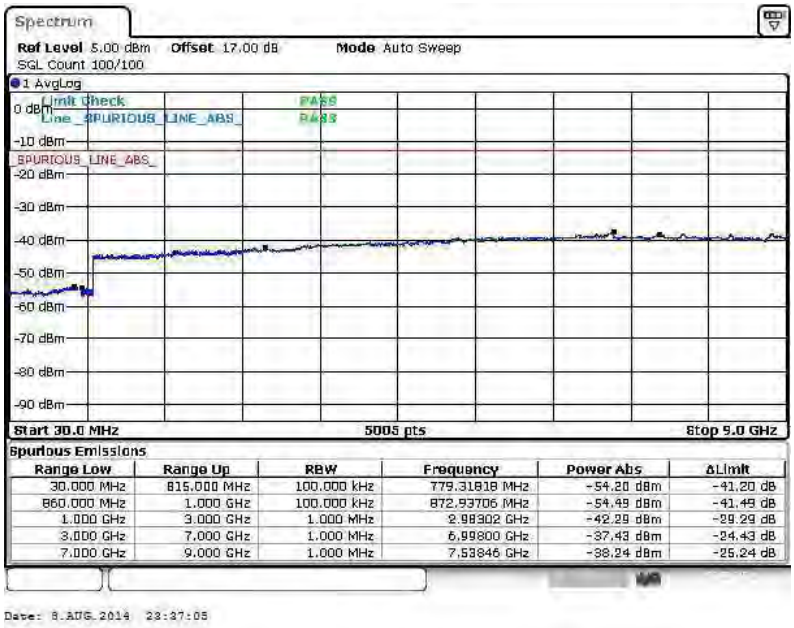

Band :	LTE Band 5	Channel :	CH20525 (Middle)
Band Width :	5MHz		

QPSK (RB Size 1, RB Offset 0)

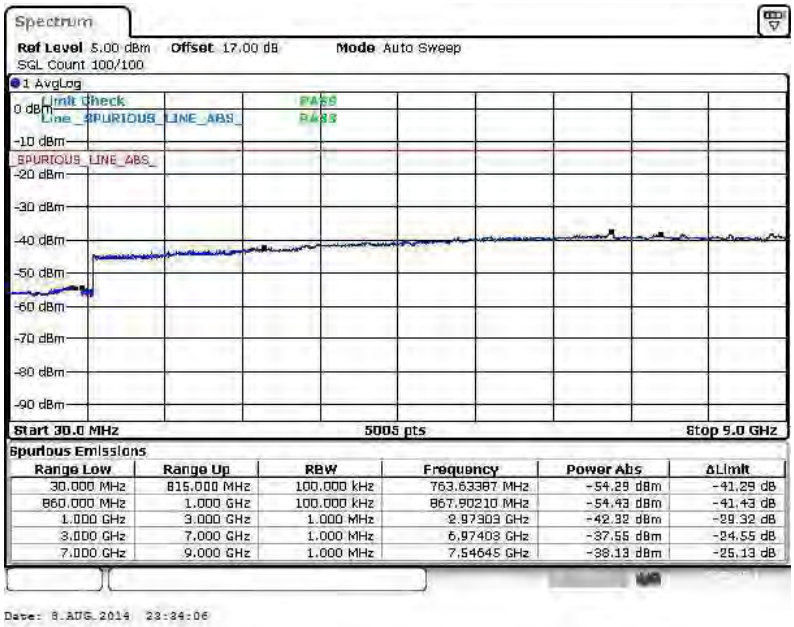

Spurious Emissions

Range Low	Range Up	RBW	Frequency	Power Abs	ΔLimit
30.000 MHz	815.000 MHz	100.000 kHz	763.63387 MHz	-54.29 dBm	-41.29 dB
860.000 MHz	1.000 GHz	100.000 kHz	867.90210 MHz	-54.43 dBm	-41.43 dB
1.000 GHz	3.000 GHz	1.000 MHz	2.97303 GHz	-42.32 dBm	-29.32 dB
3.000 GHz	7.000 GHz	1.000 MHz	6.97403 GHz	-37.55 dBm	-24.55 dB
7.000 GHz	9.000 GHz	1.000 MHz	7.54645 GHz	-38.13 dBm	-25.13 dB

16QAM (RB Size 1, RB Offset 0)

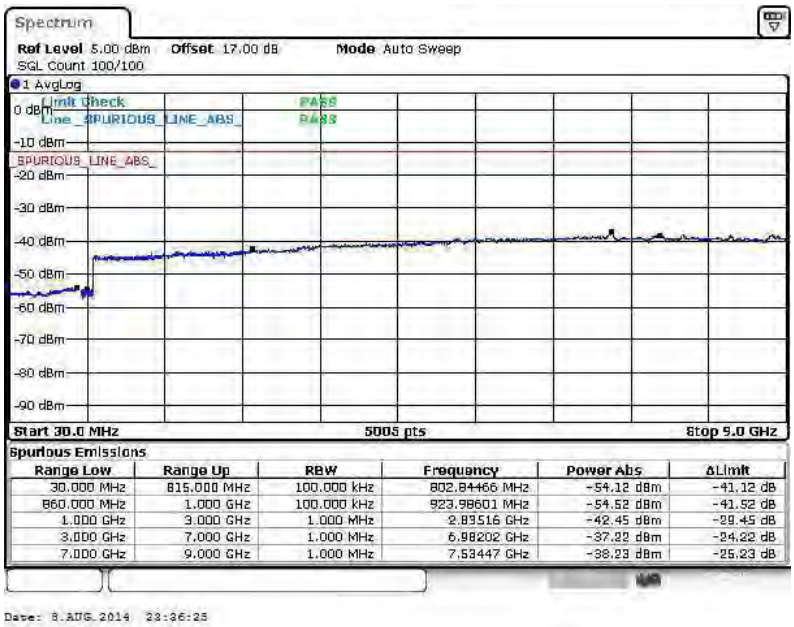

Spurious Emissions

Range Low	Range Up	RBW	Frequency	Power Abs	ΔLimit
30.000 MHz	815.000 MHz	100.000 kHz	802.84466 MHz	-54.12 dBm	-41.12 dB
860.000 MHz	1.000 GHz	100.000 kHz	923.98601 MHz	-54.52 dBm	-41.52 dB
1.000 GHz	3.000 GHz	1.000 MHz	2.83516 GHz	-42.45 dBm	-29.45 dB
3.000 GHz	7.000 GHz	1.000 MHz	6.98202 GHz	-37.22 dBm	-24.22 dB
7.000 GHz	9.000 GHz	1.000 MHz	7.53447 GHz	-38.23 dBm	-25.23 dB

Band :	LTE Band 5	Channel :	CH20625 (High)
Band Width :	5MHz		

QPSK (RB Size 1, RB Offset 0)

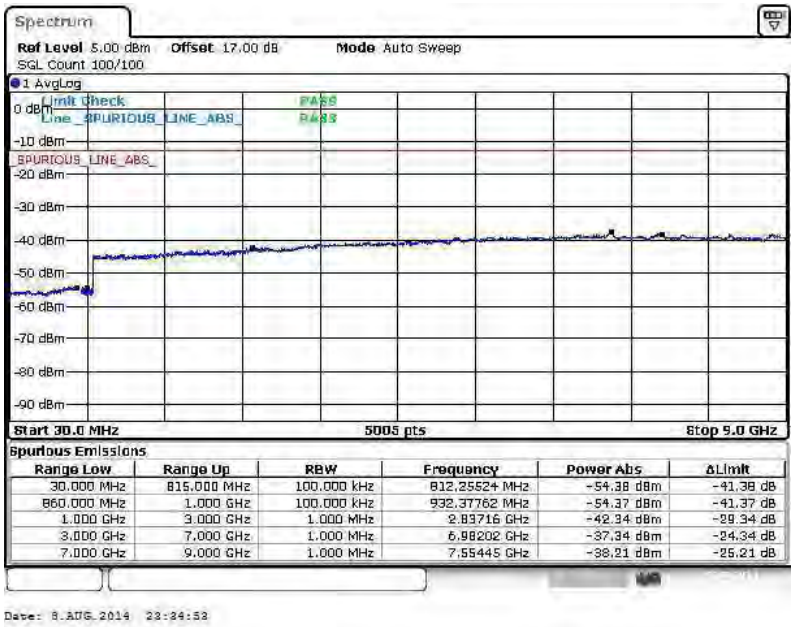

Spurious Emissions

Range Low	Range Up	RBW	Frequency	Power Abs	ΔLimit
30.000 MHz	815.000 MHz	100.000 kHz	812.25524 MHz	-54.38 dBm	-41.38 dB
860.000 MHz	1.000 GHz	100.000 kHz	932.37762 MHz	-54.37 dBm	-41.37 dB
1.000 GHz	3.000 GHz	1.000 MHz	2.83716 GHz	-42.34 dBm	-29.34 dB
3.000 GHz	7.000 GHz	1.000 MHz	6.98202 GHz	-37.34 dBm	-24.34 dB
7.000 GHz	9.000 GHz	1.000 MHz	7.55445 GHz	-38.21 dBm	-25.21 dB

Date: 8.AUG.2014 23:24:53

16QAM (RB Size 1, RB Offset 0)

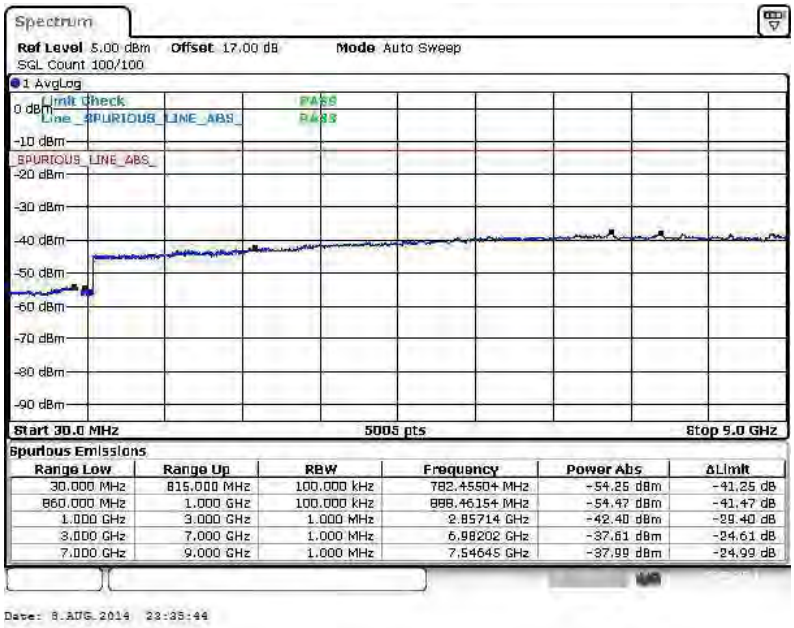

Spurious Emissions

Range Low	Range Up	RBW	Frequency	Power Abs	ΔLimit
30.000 MHz	815.000 MHz	100.000 kHz	782.45504 MHz	-54.25 dBm	-41.25 dB
860.000 MHz	1.000 GHz	100.000 kHz	898.46154 MHz	-54.47 dBm	-41.47 dB
1.000 GHz	3.000 GHz	1.000 MHz	2.85714 GHz	-42.40 dBm	-29.40 dB
3.000 GHz	7.000 GHz	1.000 MHz	6.98202 GHz	-37.61 dBm	-24.61 dB
7.000 GHz	9.000 GHz	1.000 MHz	7.54645 GHz	-37.99 dBm	-24.99 dB

Date: 8.AUG.2014 23:35:44

Band :	LTE Band 5	Channel :	CH20450 (Low)
Band Width :	10MHz		

QPSK (RB Size 1, RB Offset 0)

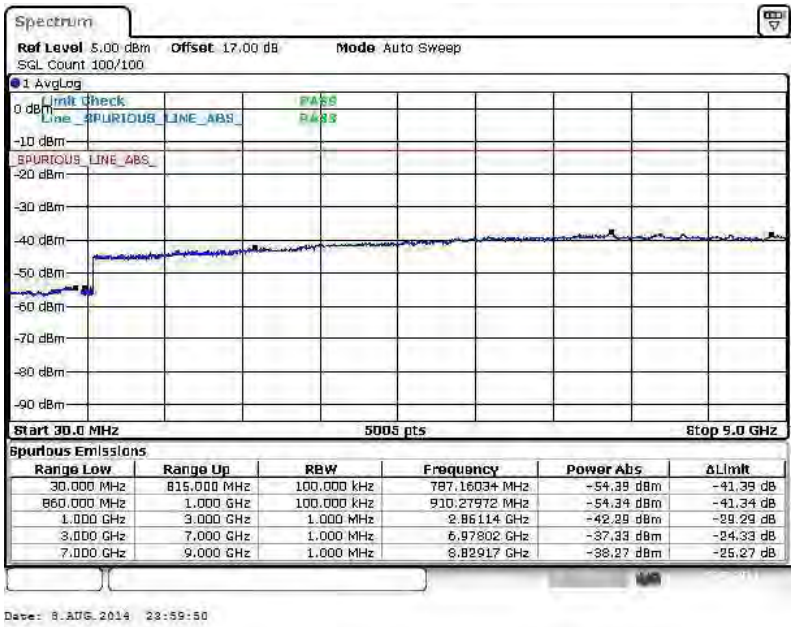

Spurious Emissions

Range Low	Range Up	RBW	Frequency	Power Abs	ΔLimit
30.000 MHz	815.000 MHz	100.000 kHz	787.16034 MHz	-54.39 dBm	-41.39 dB
860.000 MHz	1.000 GHz	100.000 kHz	910.27972 MHz	-54.34 dBm	-41.34 dB
1.000 GHz	3.000 GHz	1.000 MHz	2.86114 GHz	-42.29 dBm	-29.29 dB
3.000 GHz	7.000 GHz	1.000 MHz	6.97802 GHz	-37.33 dBm	-24.33 dB
7.000 GHz	9.000 GHz	1.000 MHz	8.82917 GHz	-38.27 dBm	-25.27 dB

16QAM (RB Size 1, RB Offset 0)

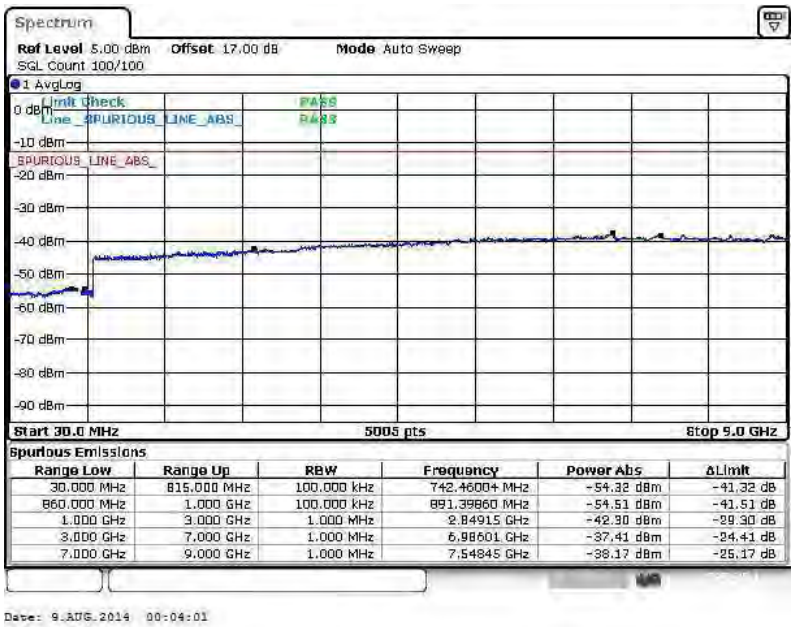

Spurious Emissions

Range Low	Range Up	RBW	Frequency	Power Abs	ΔLimit
30.000 MHz	815.000 MHz	100.000 kHz	742.46004 MHz	-54.32 dBm	-41.32 dB
860.000 MHz	1.000 GHz	100.000 kHz	891.39860 MHz	-54.51 dBm	-41.51 dB
1.000 GHz	3.000 GHz	1.000 MHz	2.84915 GHz	-42.30 dBm	-29.30 dB
3.000 GHz	7.000 GHz	1.000 MHz	6.98601 GHz	-37.41 dBm	-24.41 dB
7.000 GHz	9.000 GHz	1.000 MHz	7.54845 GHz	-38.17 dBm	-25.17 dB

Band :	LTE Band 5	Channel :	CH20525 (Middle)
Band Width :	10MHz		

QPSK (RB Size 1, RB Offset 0)

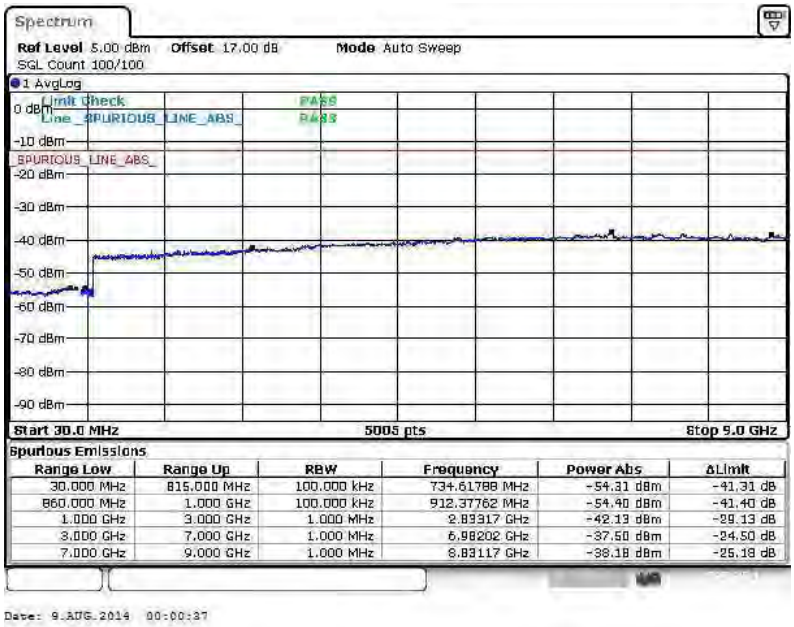

Spurious Emissions

Range Low	Range Up	RBW	Frequency	Power Abs	ΔLimit
30.000 MHz	815.000 MHz	100.000 kHz	734.61788 MHz	-54.31 dBm	-41.31 dB
860.000 MHz	1.000 GHz	100.000 kHz	912.37762 MHz	-54.40 dBm	-41.40 dB
1.000 GHz	3.000 GHz	1.000 MHz	2.83317 GHz	-42.13 dBm	-29.13 dB
3.000 GHz	7.000 GHz	1.000 MHz	6.98202 GHz	-37.50 dBm	-24.50 dB
7.000 GHz	9.000 GHz	1.000 MHz	8.83117 GHz	-38.18 dBm	-25.18 dB

16QAM (RB Size 1, RB Offset 0)

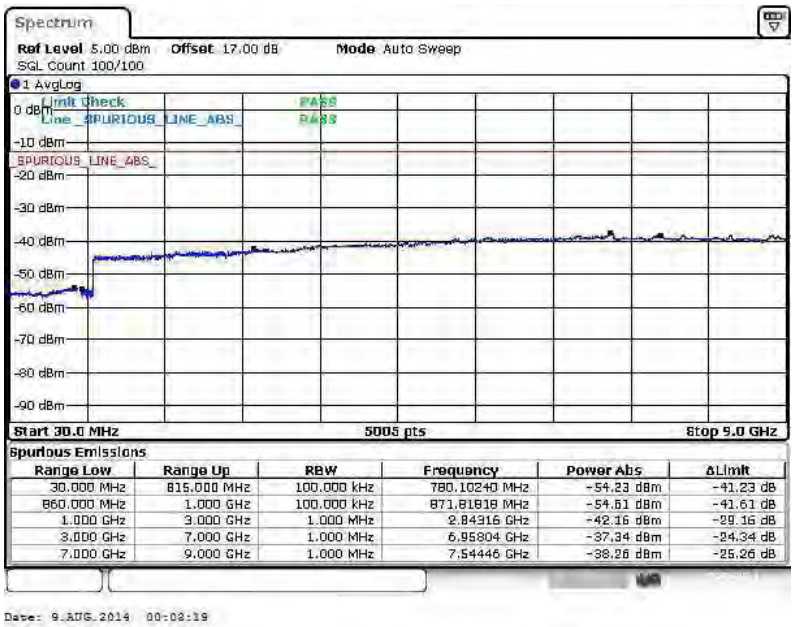

Spurious Emissions

Range Low	Range Up	RBW	Frequency	Power Abs	ΔLimit
30.000 MHz	815.000 MHz	100.000 kHz	780.10240 MHz	-54.23 dBm	-41.23 dB
860.000 MHz	1.000 GHz	100.000 kHz	871.81818 MHz	-54.61 dBm	-41.61 dB
1.000 GHz	3.000 GHz	1.000 MHz	2.84316 GHz	-42.16 dBm	-29.16 dB
3.000 GHz	7.000 GHz	1.000 MHz	6.95804 GHz	-37.34 dBm	-24.34 dB
7.000 GHz	9.000 GHz	1.000 MHz	7.54446 GHz	-38.26 dBm	-25.26 dB

Band :	LTE Band 5	Channel :	CH20600 (High)
Band Width :	10MHz		

QPSK (RB Size 1, RB Offset 0)

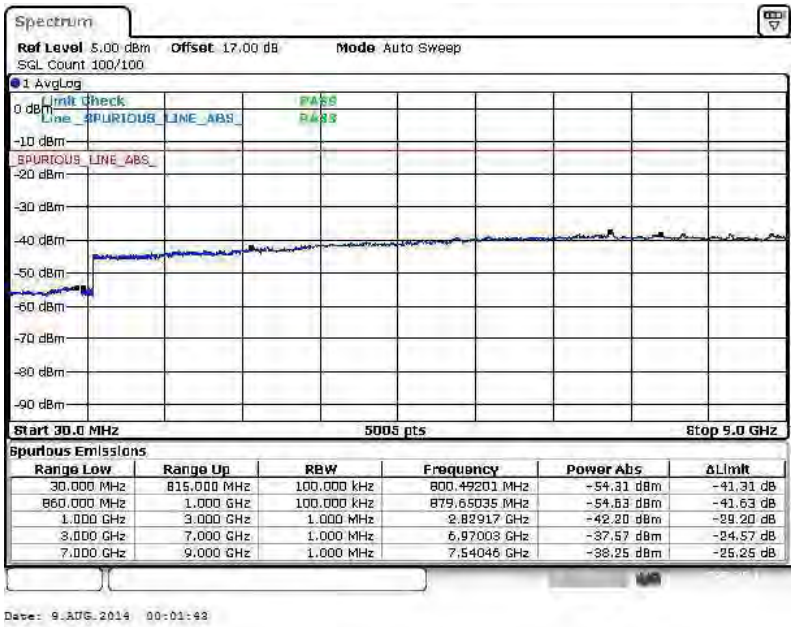

Spurious Emissions

Range Low	Range Up	RBW	Frequency	Power Abs	ΔLimit
30.000 MHz	815.000 MHz	100.000 kHz	800.49201 MHz	-54.31 dBm	-41.31 dB
860.000 MHz	1.000 GHz	100.000 kHz	879.65035 MHz	-54.63 dBm	-41.63 dB
1.000 GHz	3.000 GHz	1.000 MHz	2.82917 GHz	-42.20 dBm	-29.20 dB
3.000 GHz	7.000 GHz	1.000 MHz	6.97003 GHz	-37.57 dBm	-24.57 dB
7.000 GHz	9.000 GHz	1.000 MHz	7.54046 GHz	-38.25 dBm	-25.25 dB

16QAM (RB Size 1, RB Offset 0)

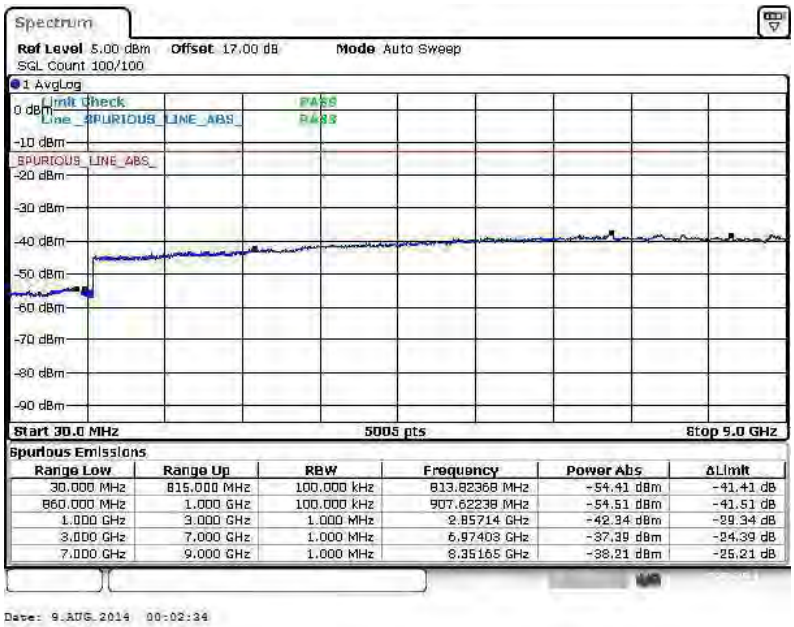

Spurious Emissions

Range Low	Range Up	RBW	Frequency	Power Abs	ΔLimit
30.000 MHz	815.000 MHz	100.000 kHz	813.82368 MHz	-54.41 dBm	-41.41 dB
860.000 MHz	1.000 GHz	100.000 kHz	907.62238 MHz	-54.51 dBm	-41.51 dB
1.000 GHz	3.000 GHz	1.000 MHz	2.85714 GHz	-42.34 dBm	-29.34 dB
3.000 GHz	7.000 GHz	1.000 MHz	6.97403 GHz	-37.39 dBm	-24.39 dB
7.000 GHz	9.000 GHz	1.000 MHz	8.35165 GHz	-38.21 dBm	-25.21 dB

Band :	LTE Band 7	Channel :	CH20775 (Low)
Band Width :	5MHz		

QPSK (RB Size 1, RB Offset 0)

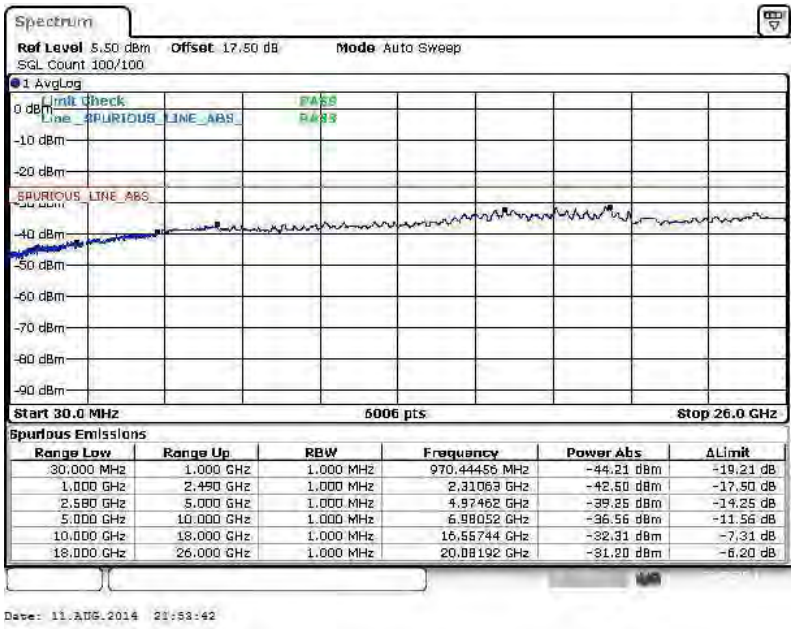

Spurious Emissions

Range Low	Range Up	RBW	Frequency	Power Abs	ΔLimit
30.000 MHz	1.000 GHz	1.000 MHz	970.44456 MHz	-44.21 dBm	-19.21 dB
1.000 GHz	2.490 GHz	1.000 MHz	2.31063 GHz	-42.50 dBm	-17.50 dB
2.580 GHz	5.000 GHz	1.000 MHz	4.97462 GHz	-39.25 dBm	-14.25 dB
5.000 GHz	10.000 GHz	1.000 MHz	6.98052 GHz	-36.56 dBm	-11.56 dB
10.000 GHz	18.000 GHz	1.000 MHz	16.55744 GHz	-32.31 dBm	-7.31 dB
18.000 GHz	26.000 GHz	1.000 MHz	20.08192 GHz	-31.20 dBm	-6.20 dB

Date: 11.AUG.2014 21:53:42

16QAM (RB Size 1, RB Offset 0)

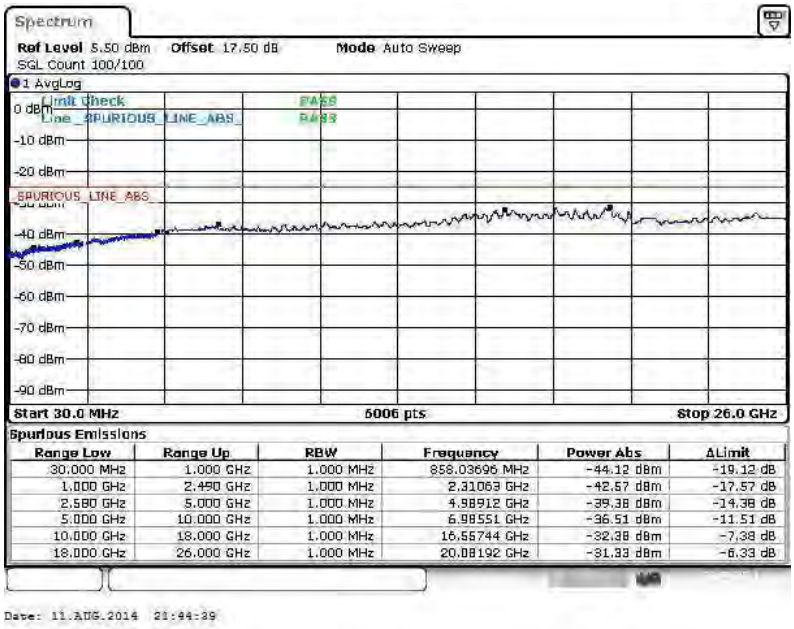

Spurious Emissions

Range Low	Range Up	RBW	Frequency	Power Abs	ΔLimit
30.000 MHz	1.000 GHz	1.000 MHz	858.03696 MHz	-44.12 dBm	-19.12 dB
1.000 GHz	2.490 GHz	1.000 MHz	2.31063 GHz	-42.57 dBm	-17.57 dB
2.580 GHz	5.000 GHz	1.000 MHz	4.98912 GHz	-39.38 dBm	-14.38 dB
5.000 GHz	10.000 GHz	1.000 MHz	6.98551 GHz	-36.51 dBm	-11.51 dB
10.000 GHz	18.000 GHz	1.000 MHz	16.55744 GHz	-32.38 dBm	-7.38 dB
18.000 GHz	26.000 GHz	1.000 MHz	20.08192 GHz	-31.33 dBm	-6.33 dB

Date: 11.AUG.2014 21:44:39

Band :	LTE Band 7	Channel :	CH21100 (Middle)
Band Width :	5MHz		

QPSK (RB Size 1, RB Offset 0)

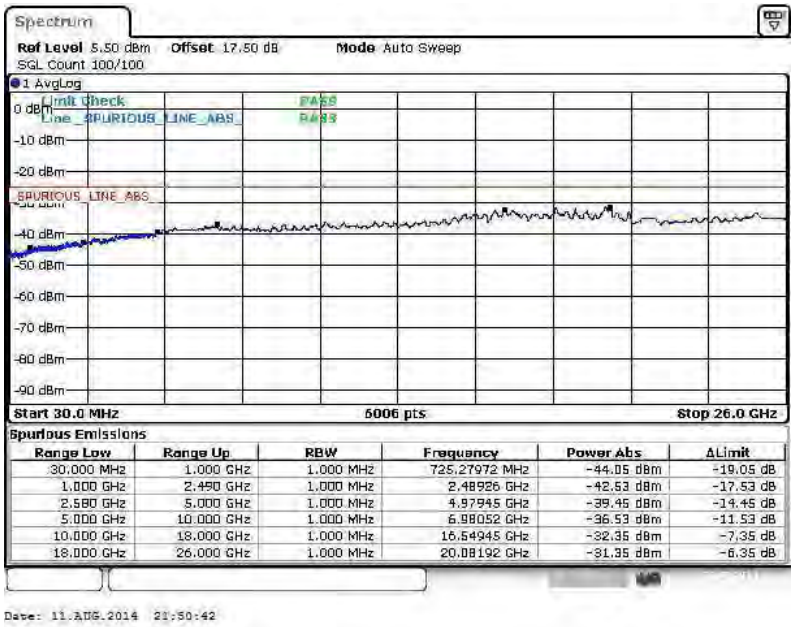

Spurious Emissions

Range Low	Range Up	RBW	Frequency	Power Abs	ΔLimit
30.000 MHz	1.000 GHz	1.000 MHz	725.27972 MHz	-44.05 dBm	-19.05 dB
1.000 GHz	2.490 GHz	1.000 MHz	2.48926 GHz	-42.53 dBm	-17.53 dB
2.580 GHz	5.000 GHz	1.000 MHz	4.97945 GHz	-39.45 dBm	-14.45 dB
5.000 GHz	10.000 GHz	1.000 MHz	6.98052 GHz	-36.53 dBm	-11.53 dB
10.000 GHz	18.000 GHz	1.000 MHz	16.54945 GHz	-32.35 dBm	-7.35 dB
18.000 GHz	26.000 GHz	1.000 MHz	20.08192 GHz	-31.35 dBm	-6.35 dB

Date: 11.AUG.2014 21:50:42

16QAM (RB Size 1, RB Offset 0)

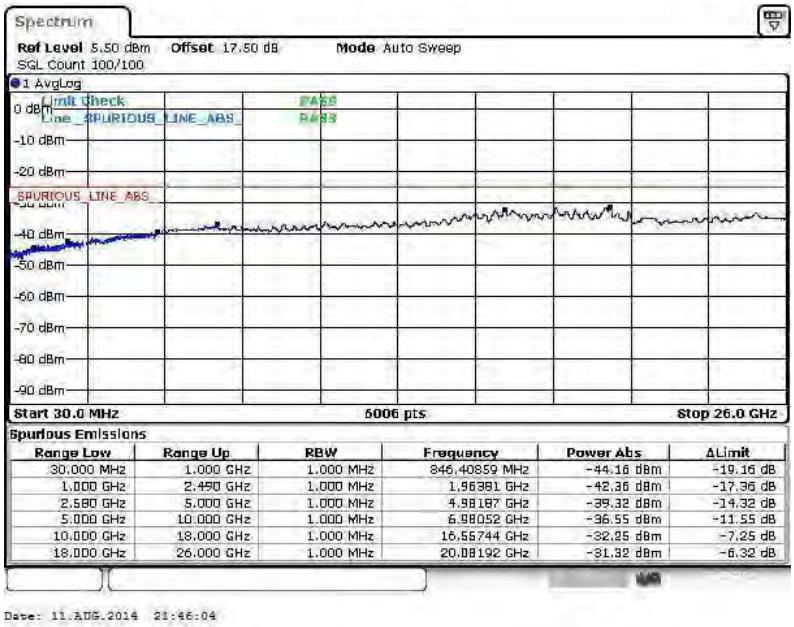

Spurious Emissions

Range Low	Range Up	RBW	Frequency	Power Abs	ΔLimit
30.000 MHz	1.000 GHz	1.000 MHz	846.40859 MHz	-44.16 dBm	-19.16 dB
1.000 GHz	2.490 GHz	1.000 MHz	1.96381 GHz	-42.36 dBm	-17.36 dB
2.580 GHz	5.000 GHz	1.000 MHz	4.98187 GHz	-39.32 dBm	-14.32 dB
5.000 GHz	10.000 GHz	1.000 MHz	6.98052 GHz	-36.55 dBm	-11.55 dB
10.000 GHz	18.000 GHz	1.000 MHz	16.55744 GHz	-32.25 dBm	-7.25 dB
18.000 GHz	26.000 GHz	1.000 MHz	20.08192 GHz	-31.32 dBm	-6.32 dB

Date: 11.AUG.2014 21:46:04

Band :	LTE Band 7	Channel :	CH21425 (High)
Band Width :	5MHz		

QPSK (RB Size 1, RB Offset 0)

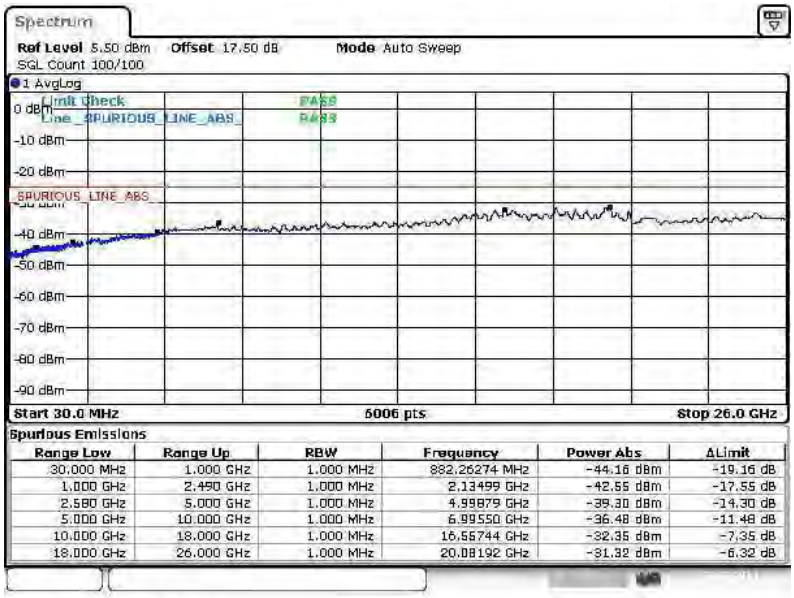

Spurious Emissions

Range Low	Range Up	RBW	Frequency	Power Abs	ΔLimit
30.000 MHz	1.000 GHz	1.000 MHz	882.26274 MHz	-44.16 dBm	-19.16 dB
1.000 GHz	2.490 GHz	1.000 MHz	2.13499 GHz	-42.55 dBm	-17.55 dB
2.580 GHz	5.000 GHz	1.000 MHz	4.99879 GHz	-39.30 dBm	-14.30 dB
5.000 GHz	10.000 GHz	1.000 MHz	6.99550 GHz	-36.48 dBm	-11.48 dB
10.000 GHz	18.000 GHz	1.000 MHz	16.55744 GHz	-32.35 dBm	-7.35 dB
18.000 GHz	26.000 GHz	1.000 MHz	20.08192 GHz	-31.32 dBm	-6.32 dB

16QAM (RB Size 1, RB Offset 0)

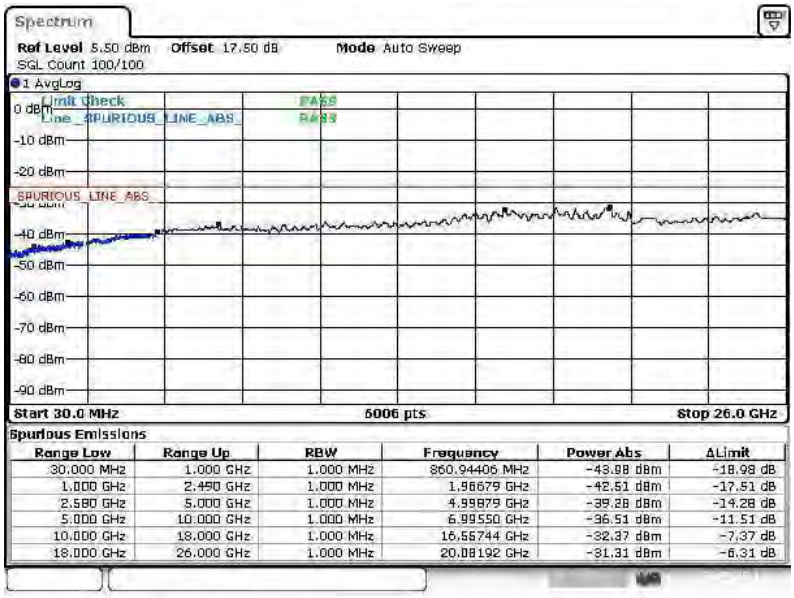

Spurious Emissions

Range Low	Range Up	RBW	Frequency	Power Abs	ΔLimit
30.000 MHz	1.000 GHz	1.000 MHz	860.94406 MHz	-43.98 dBm	-18.98 dB
1.000 GHz	2.490 GHz	1.000 MHz	1.98679 GHz	-42.51 dBm	-17.51 dB
2.580 GHz	5.000 GHz	1.000 MHz	4.99879 GHz	-39.28 dBm	-14.28 dB
5.000 GHz	10.000 GHz	1.000 MHz	6.99550 GHz	-36.51 dBm	-11.51 dB
10.000 GHz	18.000 GHz	1.000 MHz	16.55744 GHz	-32.37 dBm	-7.37 dB
18.000 GHz	26.000 GHz	1.000 MHz	20.08192 GHz	-31.31 dBm	-6.31 dB

Band :	LTE Band 7	Channel :	CH20800 (Low)
Band Width :	10MHz		

QPSK (RB Size 1, RB Offset 0)

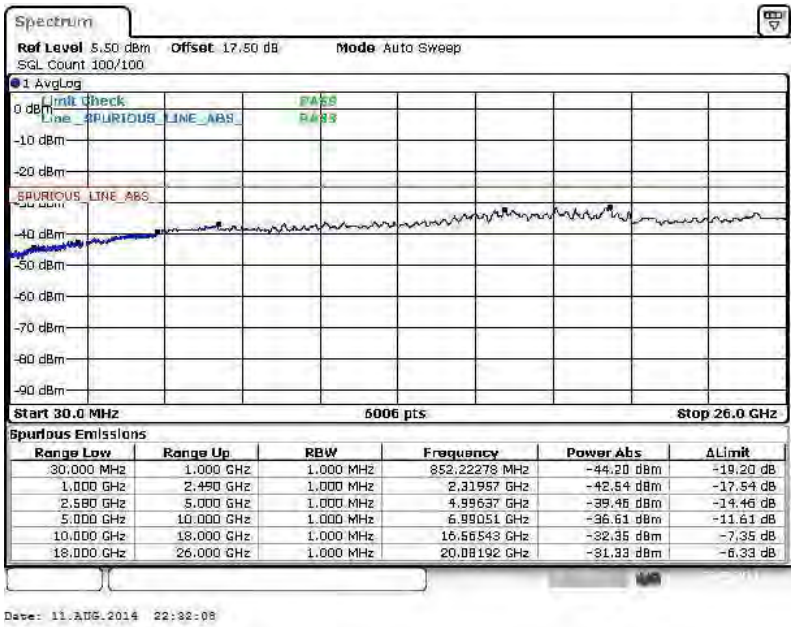

Spurious Emissions

Range Low	Range Up	RBW	Frequency	Power Abs	ΔLimit
30.000 MHz	1.000 GHz	1.000 MHz	852.22278 MHz	-44.20 dBm	-19.20 dB
1.000 GHz	2.490 GHz	1.000 MHz	2.31957 GHz	-42.54 dBm	-17.54 dB
2.580 GHz	5.000 GHz	1.000 MHz	4.99637 GHz	-39.46 dBm	-14.46 dB
5.000 GHz	10.000 GHz	1.000 MHz	6.99051 GHz	-36.61 dBm	-11.61 dB
10.000 GHz	18.000 GHz	1.000 MHz	16.56543 GHz	-32.35 dBm	-7.35 dB
18.000 GHz	26.000 GHz	1.000 MHz	20.08192 GHz	-31.33 dBm	-6.33 dB

Date: 11.AUG.2014 22:32:08

16QAM (RB Size 1, RB Offset 0)

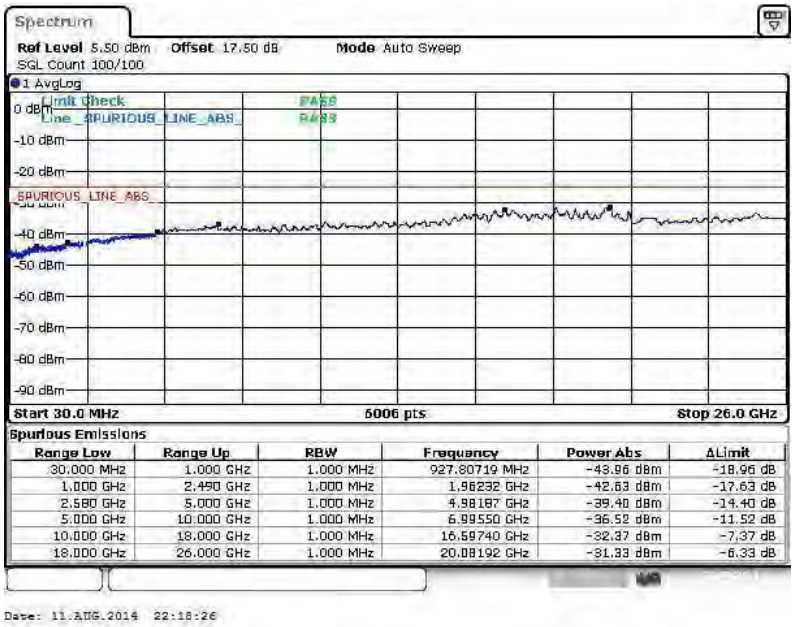

Spurious Emissions

Range Low	Range Up	RBW	Frequency	Power Abs	ΔLimit
30.000 MHz	1.000 GHz	1.000 MHz	927.80719 MHz	-43.96 dBm	-18.96 dB
1.000 GHz	2.490 GHz	1.000 MHz	1.96232 GHz	-42.63 dBm	-17.63 dB
2.580 GHz	5.000 GHz	1.000 MHz	4.98187 GHz	-39.40 dBm	-14.40 dB
5.000 GHz	10.000 GHz	1.000 MHz	6.99550 GHz	-36.52 dBm	-11.52 dB
10.000 GHz	18.000 GHz	1.000 MHz	16.59740 GHz	-32.37 dBm	-7.37 dB
18.000 GHz	26.000 GHz	1.000 MHz	20.08192 GHz	-31.33 dBm	-6.33 dB

Date: 11.AUG.2014 22:18:26

Band :	LTE Band 7	Channel :	CH21100 (Middle)
Band Width :	10MHz		

QPSK (RB Size 1, RB Offset 0)

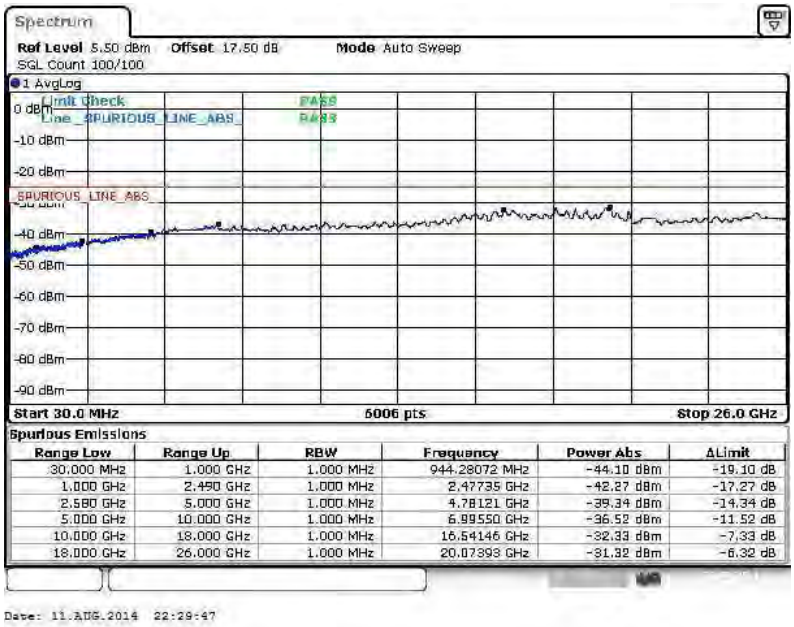

Spurious Emissions

Range Low	Range Up	RBW	Frequency	Power Abs	ΔLimit
30.000 MHz	1.000 GHz	1.000 MHz	944.28072 MHz	-44.10 dBm	-19.10 dB
1.000 GHz	2.490 GHz	1.000 MHz	2.47735 GHz	-42.27 dBm	-17.27 dB
2.580 GHz	5.000 GHz	1.000 MHz	4.78121 GHz	-39.34 dBm	-14.34 dB
5.000 GHz	10.000 GHz	1.000 MHz	6.99550 GHz	-36.52 dBm	-11.52 dB
10.000 GHz	18.000 GHz	1.000 MHz	16.54146 GHz	-32.33 dBm	-7.33 dB
18.000 GHz	26.000 GHz	1.000 MHz	20.07393 GHz	-31.32 dBm	-6.32 dB

Date: 11.AUG.2014 22:29:47

16QAM (RB Size 1, RB Offset 0)

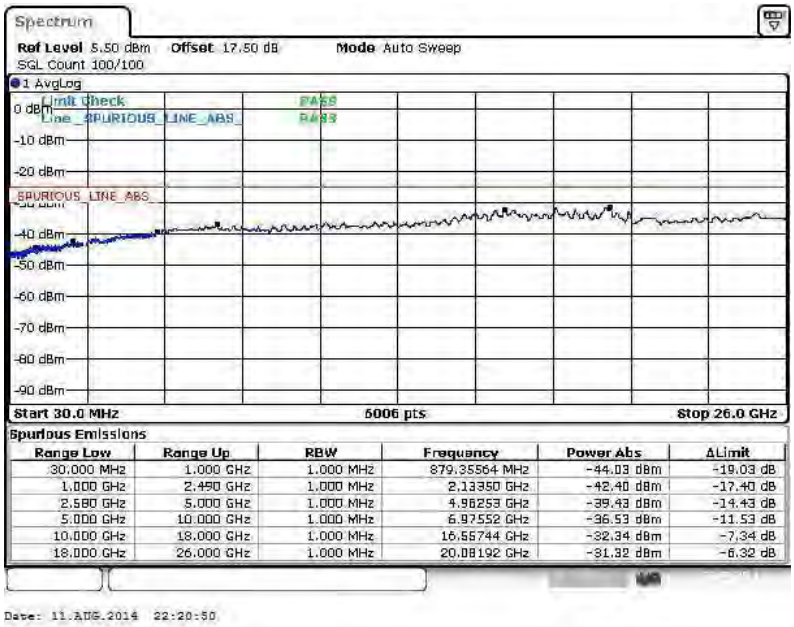

Spurious Emissions

Range Low	Range Up	RBW	Frequency	Power Abs	ΔLimit
30.000 MHz	1.000 GHz	1.000 MHz	879.35564 MHz	-44.03 dBm	-19.03 dB
1.000 GHz	2.490 GHz	1.000 MHz	2.13350 GHz	-42.40 dBm	-17.40 dB
2.580 GHz	5.000 GHz	1.000 MHz	4.98253 GHz	-39.43 dBm	-14.43 dB
5.000 GHz	10.000 GHz	1.000 MHz	6.97552 GHz	-36.53 dBm	-11.53 dB
10.000 GHz	18.000 GHz	1.000 MHz	16.55744 GHz	-32.34 dBm	-7.34 dB
18.000 GHz	26.000 GHz	1.000 MHz	20.08192 GHz	-31.32 dBm	-6.32 dB

Date: 11.AUG.2014 22:20:50

Band :	LTE Band 7	Channel :	CH21400 (High)
Band Width :	10MHz		

QPSK (RB Size 1, RB Offset 0)

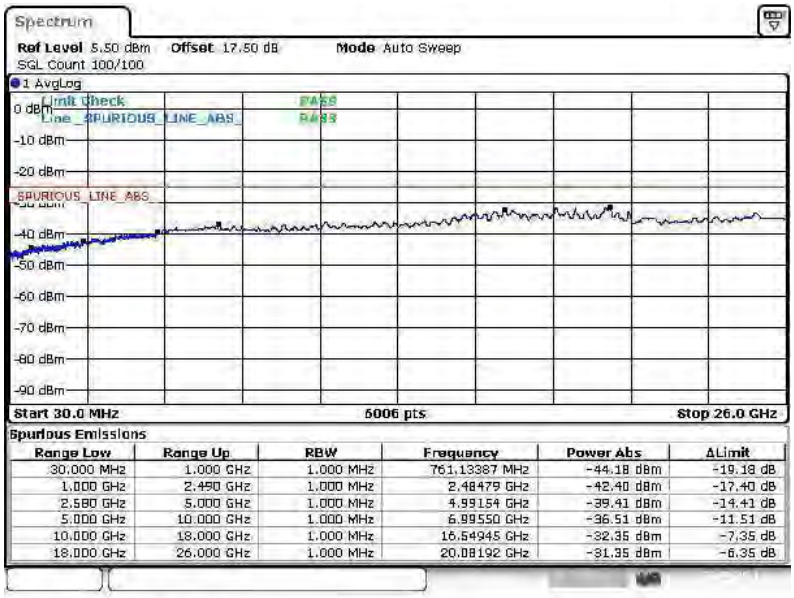

Spurious Emissions

Range Low	Range Up	RBW	Frequency	Power Abs	ΔLimit
30.000 MHz	1.000 GHz	1.000 MHz	761.13387 MHz	-44.18 dBm	-19.18 dB
1.000 GHz	2.490 GHz	1.000 MHz	2.48479 GHz	-42.40 dBm	-17.40 dB
2.580 GHz	5.000 GHz	1.000 MHz	4.99154 GHz	-39.41 dBm	-14.41 dB
5.000 GHz	10.000 GHz	1.000 MHz	6.99550 GHz	-36.51 dBm	-11.51 dB
10.000 GHz	18.000 GHz	1.000 MHz	16.54945 GHz	-32.35 dBm	-7.35 dB
18.000 GHz	26.000 GHz	1.000 MHz	20.08192 GHz	-31.35 dBm	-6.35 dB

16QAM (RB Size 1, RB Offset 0)

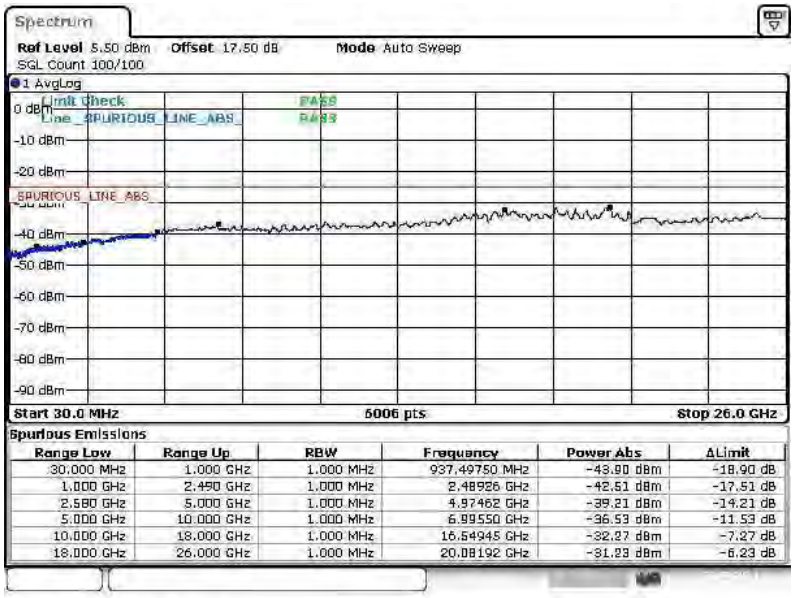

Spurious Emissions

Range Low	Range Up	RBW	Frequency	Power Abs	ΔLimit
30.000 MHz	1.000 GHz	1.000 MHz	937.49750 MHz	-43.90 dBm	-18.90 dB
1.000 GHz	2.490 GHz	1.000 MHz	2.48926 GHz	-42.51 dBm	-17.51 dB
2.580 GHz	5.000 GHz	1.000 MHz	4.97462 GHz	-39.21 dBm	-14.21 dB
5.000 GHz	10.000 GHz	1.000 MHz	6.99550 GHz	-36.53 dBm	-11.53 dB
10.000 GHz	18.000 GHz	1.000 MHz	16.54945 GHz	-32.27 dBm	-7.27 dB
18.000 GHz	26.000 GHz	1.000 MHz	20.08192 GHz	-31.23 dBm	-6.23 dB

Band :	LTE Band 7	Channel :	CH20825 (Low)
Band Width :	15MHz		

QPSK (RB Size 1, RB Offset 0)

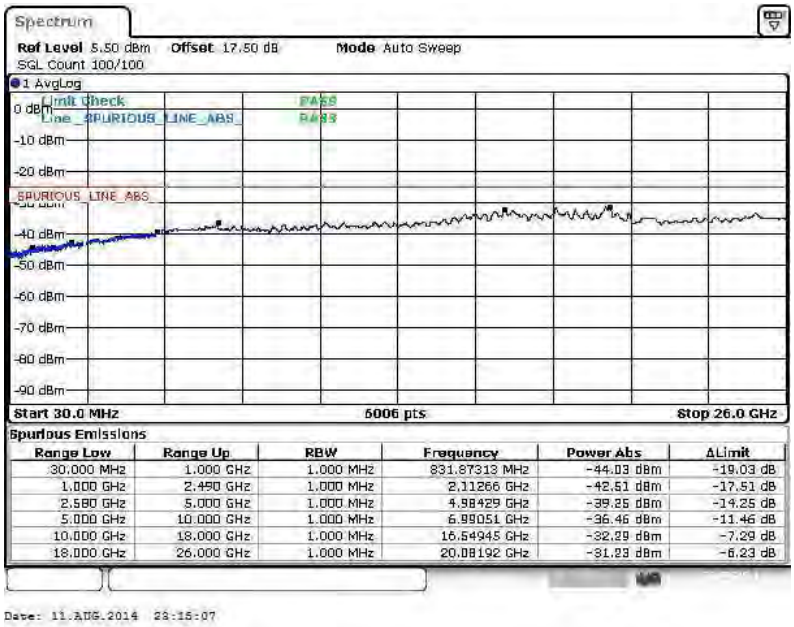

16QAM (RB Size 1, RB Offset 0)

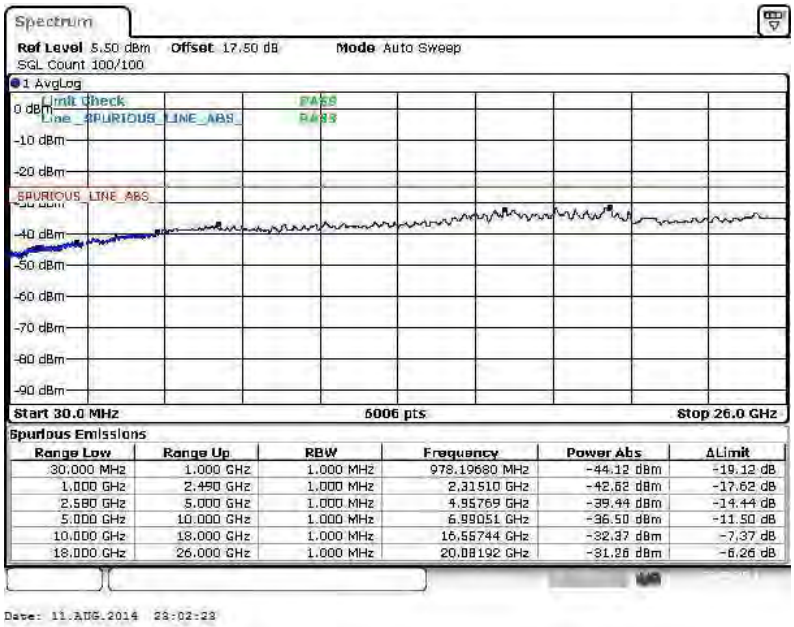

Band :	LTE Band 7	Channel :	CH21100 (Middle)
Band Width :	15MHz		

QPSK (RB Size 1, RB Offset 0)

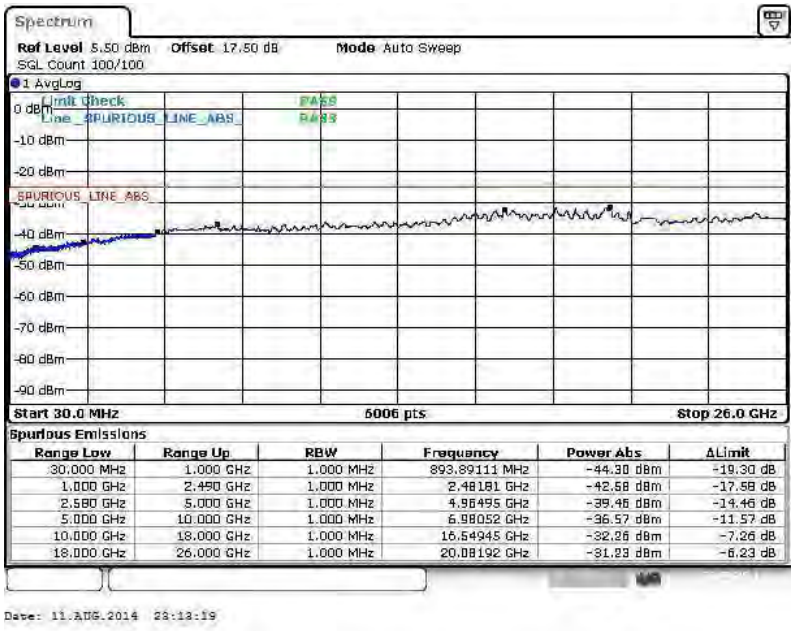

16QAM (RB Size 1, RB Offset 0)

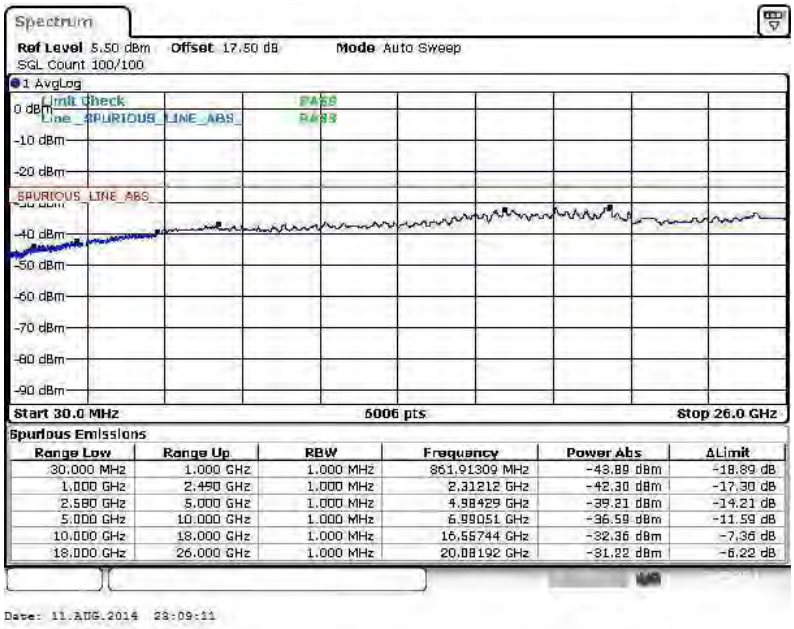

Band :	LTE Band 7	Channel :	CH21375 (High)
Band Width :	15MHz		

QPSK (RB Size 1, RB Offset 0)

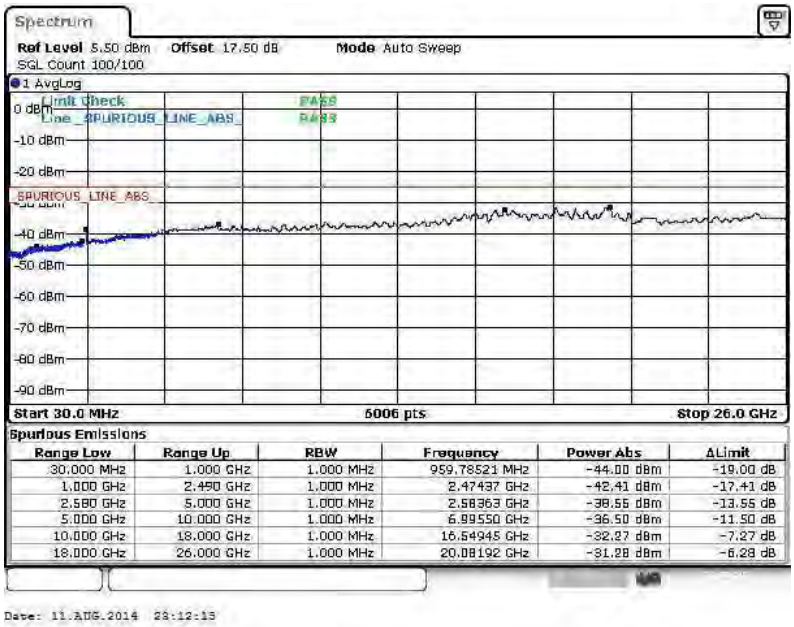

16QAM (RB Size 1, RB Offset 0)

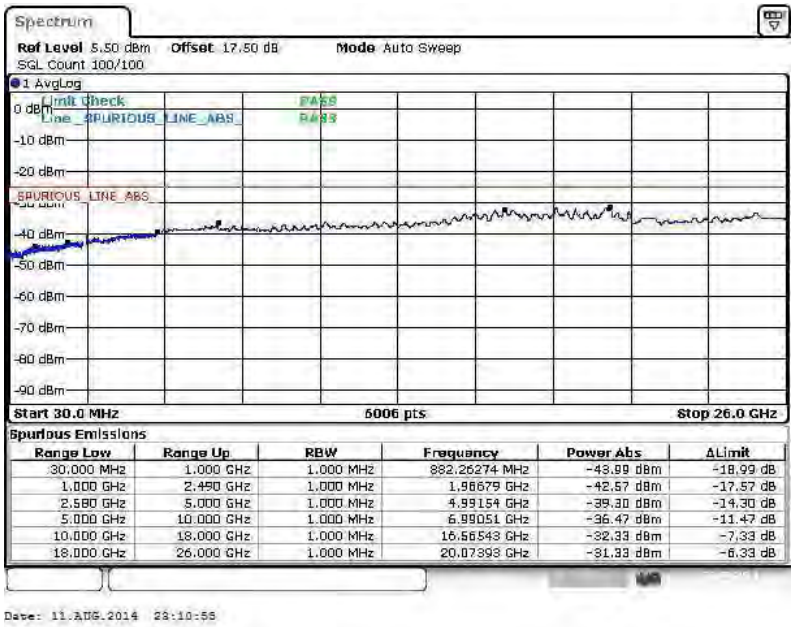

Band :	LTE Band 7	Channel :	CH20850 (Low)
Band Width :	20MHz		

QPSK (RB Size 1, RB Offset 0)

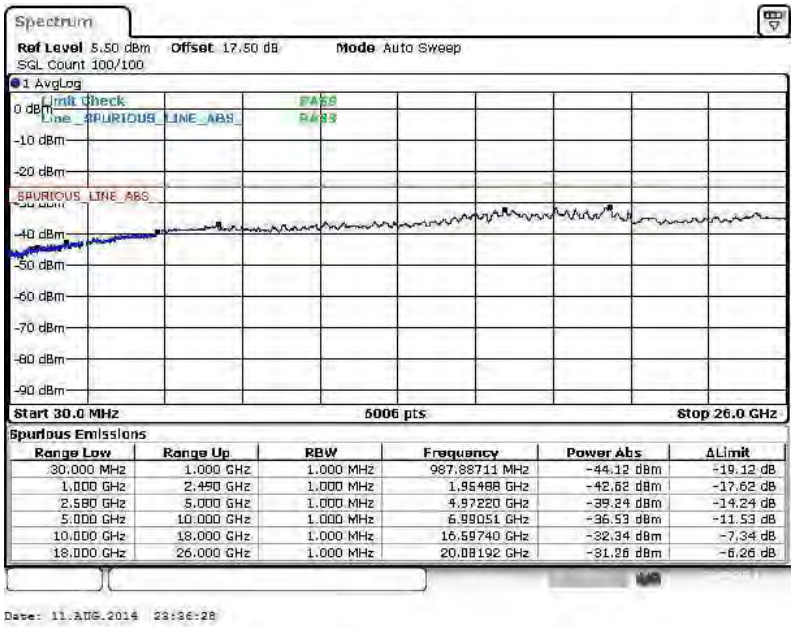

16QAM (RB Size 1, RB Offset 0)

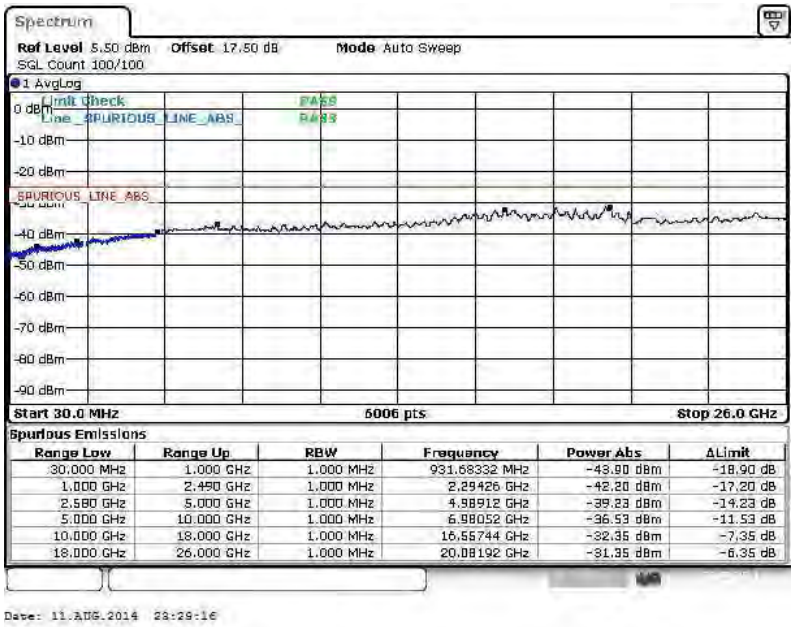

Band :	LTE Band 7	Channel :	CH21100 (Middle)
Band Width :	20MHz		

QPSK (RB Size 1, RB Offset 0)

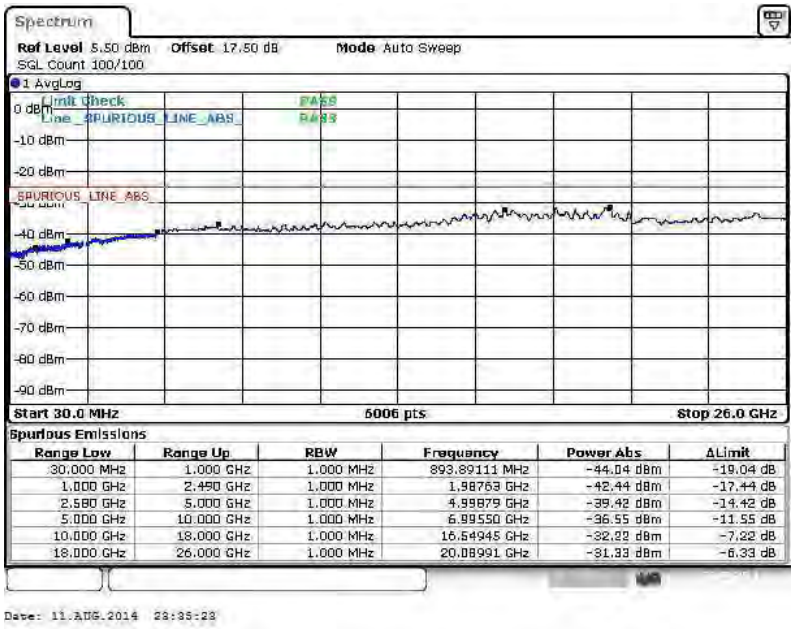

16QAM (RB Size 1, RB Offset 0)

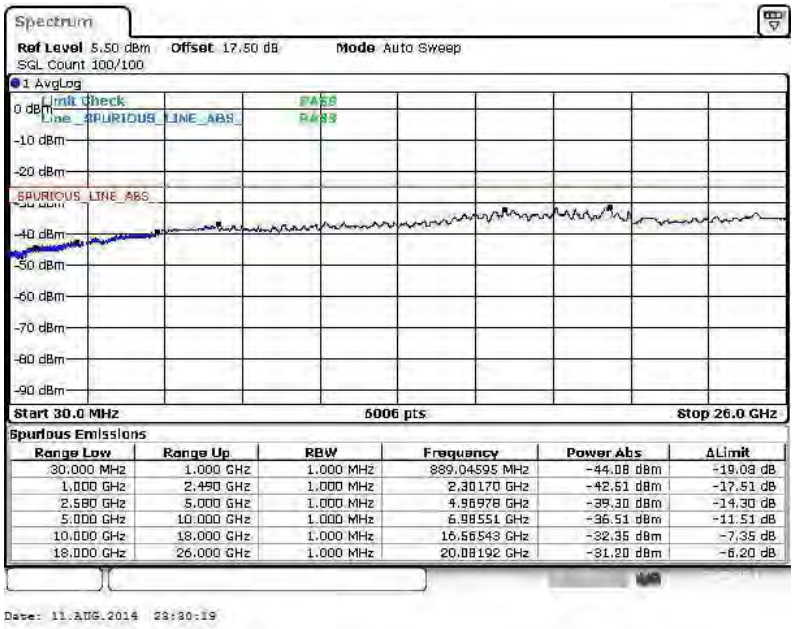

Band :	LTE Band 7	Channel :	CH21350 (High)
Band Width :	20MHz		

QPSK (RB Size 1, RB Offset 0)

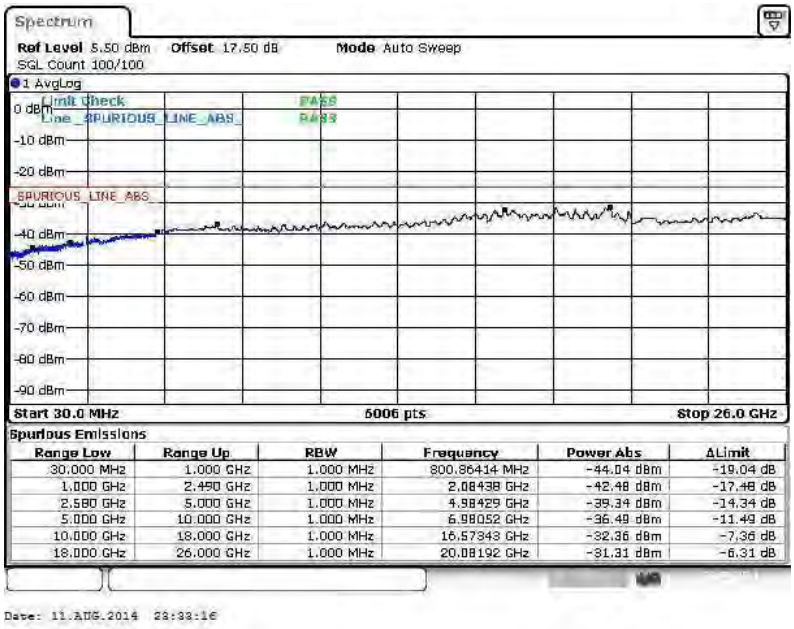

16QAM (RB Size 1, RB Offset 0)

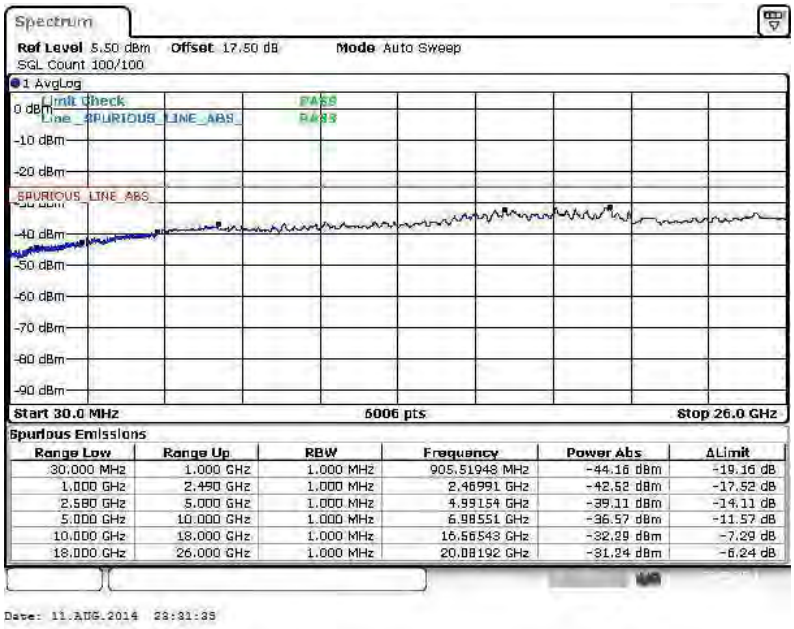

Band :	LTE Band 12	Channel :	CH23017 (Low)
Band Width :	1.4MHz		

QPSK (RB Size 1, RB Offset 0)

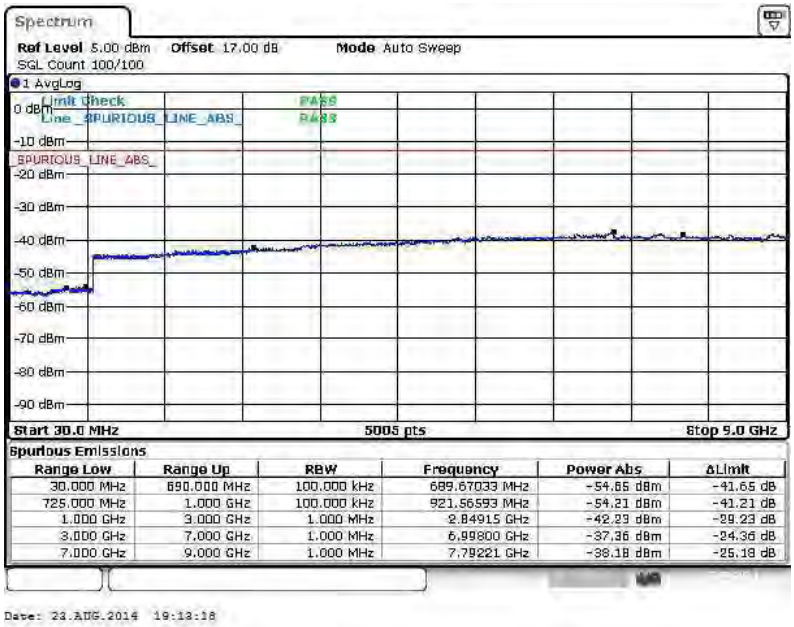

Spurious Emissions

Range Low	Range Up	RBW	Frequency	Power Abs	ΔLimit
30.000 MHz	690.000 MHz	100.000 kHz	689.67033 MHz	-54.65 dBm	-41.65 dB
725.000 MHz	1.000 GHz	100.000 kHz	921.56593 MHz	-54.21 dBm	-41.21 dB
1.000 GHz	3.000 GHz	1.000 MHz	2.84915 GHz	-42.23 dBm	-29.23 dB
3.000 GHz	7.000 GHz	1.000 MHz	6.99800 GHz	-37.36 dBm	-24.36 dB
7.000 GHz	9.000 GHz	1.000 MHz	7.79221 GHz	-38.18 dBm	-25.18 dB

Date: 23.AUG.2014 19:13:18

16QAM (RB Size 1, RB Offset 0)

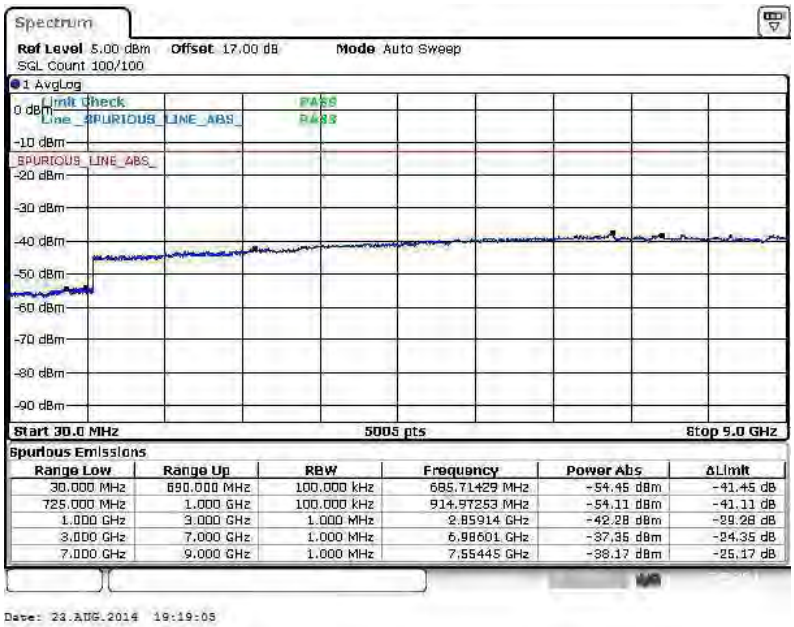

Spurious Emissions

Range Low	Range Up	RBW	Frequency	Power Abs	ΔLimit
30.000 MHz	690.000 MHz	100.000 kHz	685.71429 MHz	-54.45 dBm	-41.45 dB
725.000 MHz	1.000 GHz	100.000 kHz	914.97253 MHz	-54.11 dBm	-41.11 dB
1.000 GHz	3.000 GHz	1.000 MHz	2.85914 GHz	-42.28 dBm	-29.28 dB
3.000 GHz	7.000 GHz	1.000 MHz	6.98601 GHz	-37.35 dBm	-24.35 dB
7.000 GHz	9.000 GHz	1.000 MHz	7.55445 GHz	-38.17 dBm	-25.17 dB

Date: 23.AUG.2014 19:19:05

Band :	LTE Band 12	Channel :	CH23095 (Middle)
Band Width :	1.4MHz		

QPSK (RB Size 1, RB Offset 0)

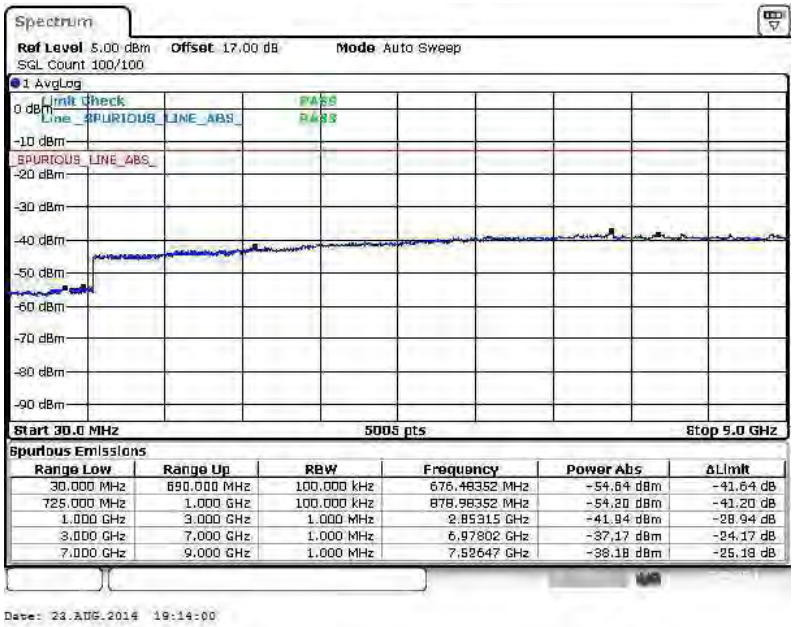

16QAM (RB Size 1, RB Offset 0)

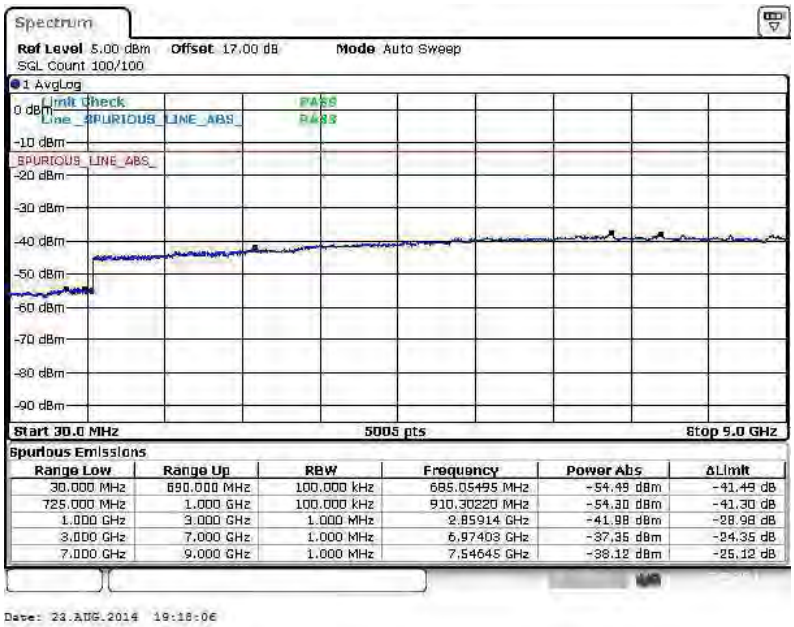

Band :	LTE Band 12	Channel :	CH23173 (High)
Band Width :	1.4MHz		

QPSK (RB Size 1, RB Offset 0)

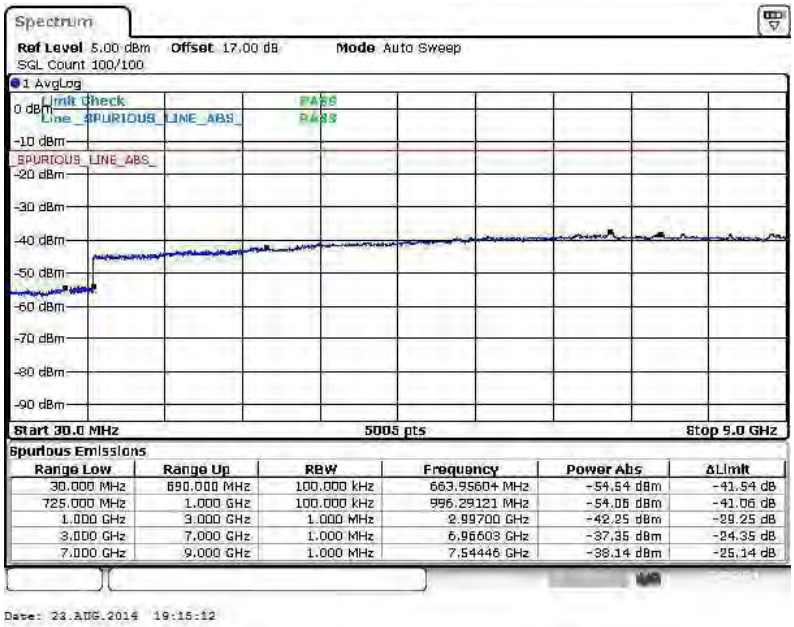

Spurious Emissions

Range Low	Range Up	RBW	Frequency	Power Abs	ΔLimit
30.000 MHz	690.000 MHz	100.000 kHz	663.95604 MHz	-54.54 dBm	-41.54 dB
725.000 MHz	1.000 GHz	100.000 kHz	996.29121 MHz	-54.06 dBm	-41.06 dB
1.000 GHz	3.000 GHz	1.000 MHz	2.99700 GHz	-42.25 dBm	-29.25 dB
3.000 GHz	7.000 GHz	1.000 MHz	6.96603 GHz	-37.35 dBm	-24.35 dB
7.000 GHz	9.000 GHz	1.000 MHz	7.54446 GHz	-38.14 dBm	-25.14 dB

Date: 23.AUG.2014 19:15:12

16QAM (RB Size 1, RB Offset 0)

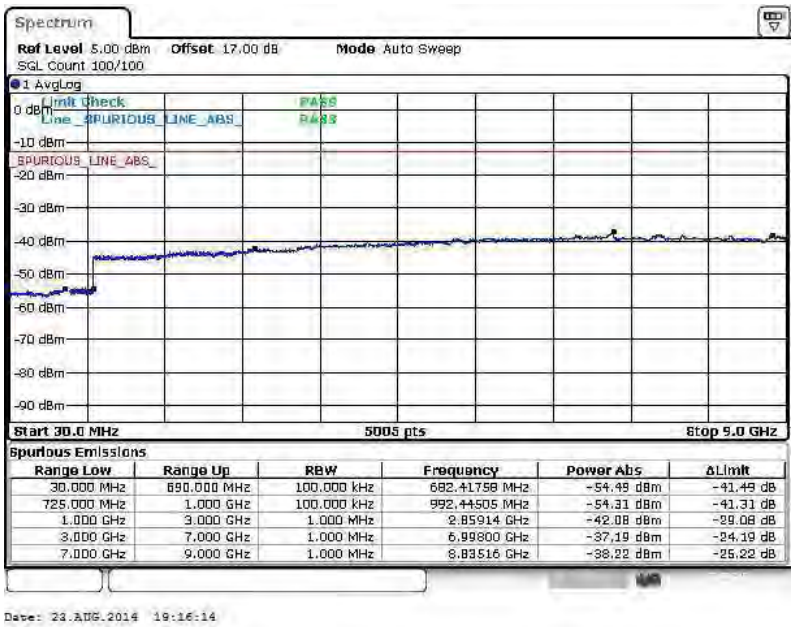

Spurious Emissions

Range Low	Range Up	RBW	Frequency	Power Abs	ΔLimit
30.000 MHz	690.000 MHz	100.000 kHz	682.41758 MHz	-54.49 dBm	-41.49 dB
725.000 MHz	1.000 GHz	100.000 kHz	992.44505 MHz	-54.31 dBm	-41.31 dB
1.000 GHz	3.000 GHz	1.000 MHz	2.85914 GHz	-42.08 dBm	-29.08 dB
3.000 GHz	7.000 GHz	1.000 MHz	6.99800 GHz	-37.19 dBm	-24.19 dB
7.000 GHz	9.000 GHz	1.000 MHz	8.83516 GHz	-38.22 dBm	-25.22 dB

Date: 23.AUG.2014 19:16:14

Band :	LTE Band 12	Channel :	CH23025 (Low)
Band Width :	3MHz		

QPSK (RB Size 1, RB Offset 0)

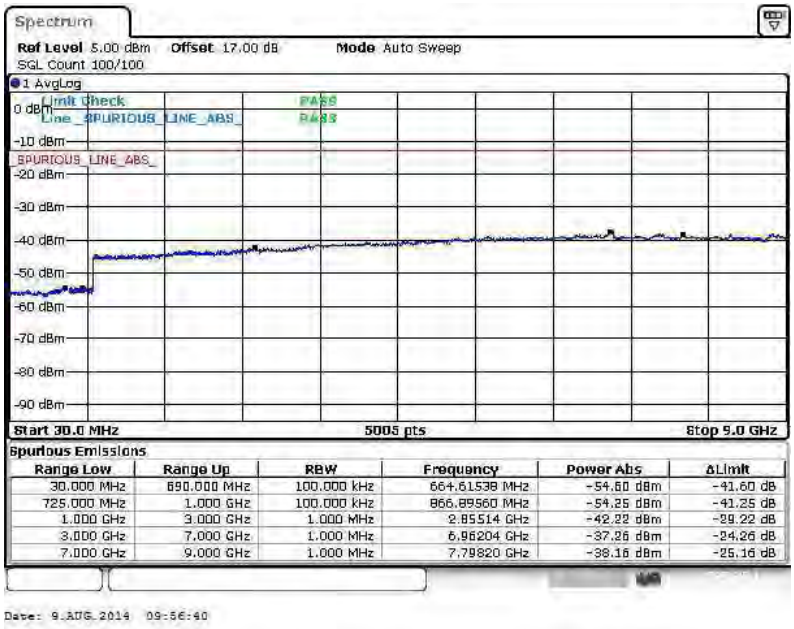

16QAM (RB Size 1, RB Offset 0)

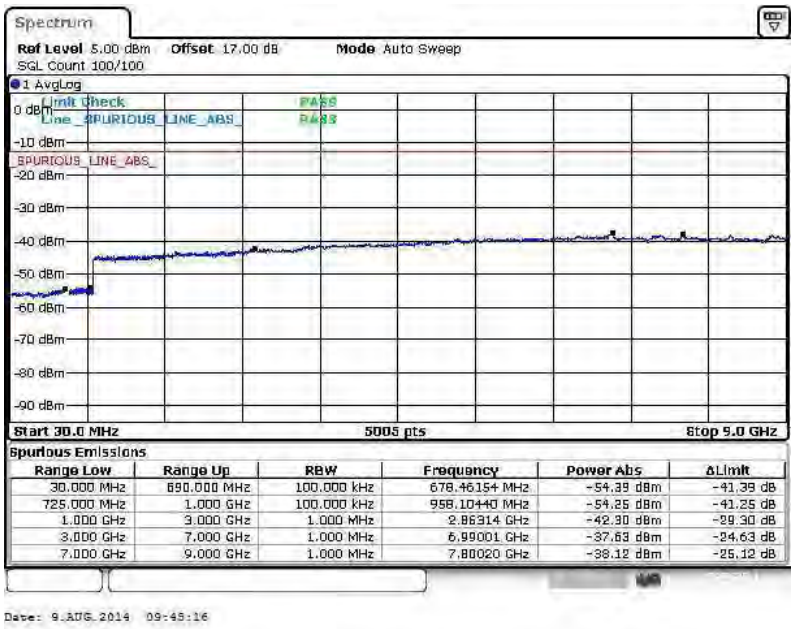

Band :	LTE Band 12	Channel :	CH23095 (Middle)
Band Width :	3MHz		

QPSK (RB Size 1, RB Offset 0)

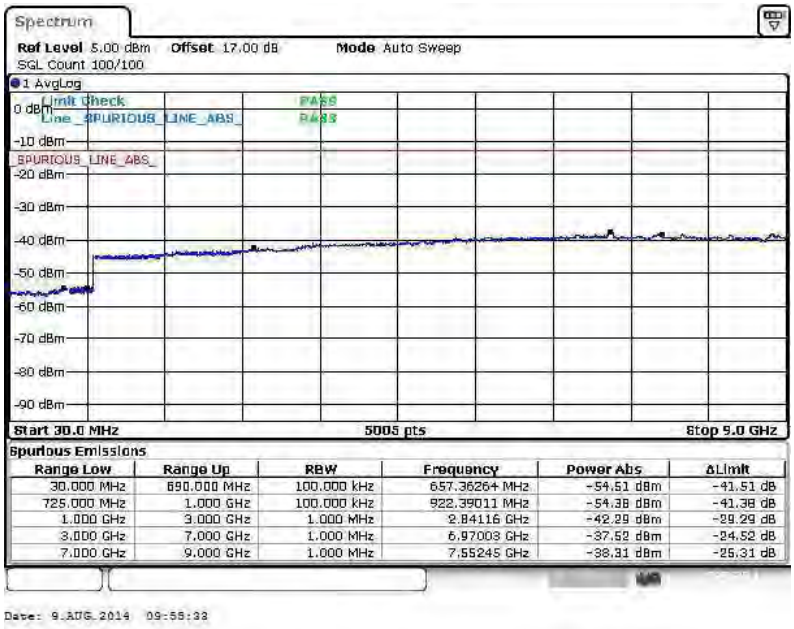

Spurious Emissions

Range Low	Range Up	RBW	Frequency	Power Abs	ΔLimit
30.000 MHz	690.000 MHz	100.000 kHz	657.36264 MHz	-54.51 dBm	-41.51 dB
725.000 MHz	1.000 GHz	100.000 kHz	922.39011 MHz	-54.38 dBm	-41.38 dB
1.000 GHz	3.000 GHz	1.000 MHz	2.84116 GHz	-42.29 dBm	-29.29 dB
3.000 GHz	7.000 GHz	1.000 MHz	6.97003 GHz	-37.52 dBm	-24.52 dB
7.000 GHz	9.000 GHz	1.000 MHz	7.55245 GHz	-38.31 dBm	-25.31 dB

16QAM (RB Size 1, RB Offset 0)

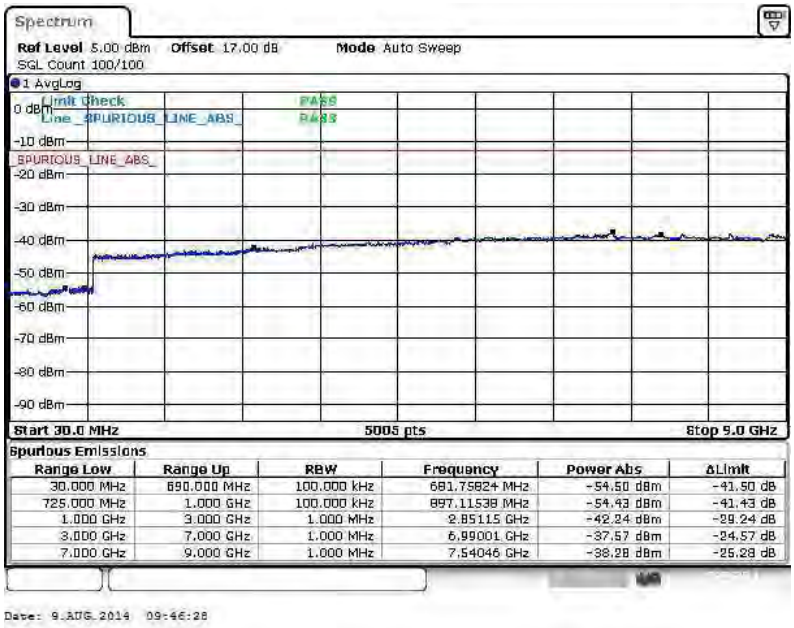

Spurious Emissions

Range Low	Range Up	RBW	Frequency	Power Abs	ΔLimit
30.000 MHz	690.000 MHz	100.000 kHz	681.75824 MHz	-54.50 dBm	-41.50 dB
725.000 MHz	1.000 GHz	100.000 kHz	897.11538 MHz	-54.43 dBm	-41.43 dB
1.000 GHz	3.000 GHz	1.000 MHz	2.85115 GHz	-42.24 dBm	-29.24 dB
3.000 GHz	7.000 GHz	1.000 MHz	6.99001 GHz	-37.57 dBm	-24.57 dB
7.000 GHz	9.000 GHz	1.000 MHz	7.54046 GHz	-38.28 dBm	-25.28 dB

Band :	LTE Band 12	Channel :	CH23165 (High)
Band Width :	3MHz		

QPSK (RB Size 1, RB Offset 0)

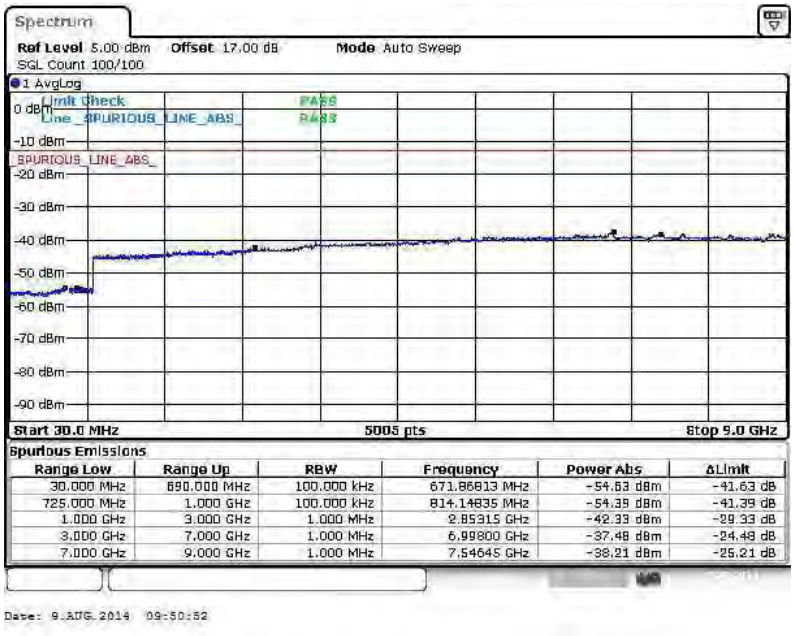

16QAM (RB Size 1, RB Offset 0)

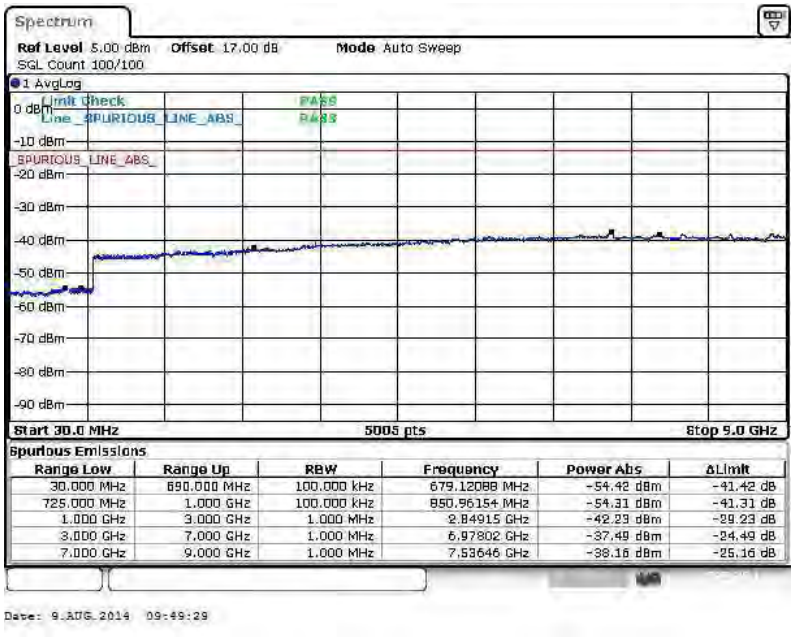

Band :	LTE Band 12	Channel :	CH23035 (Low)
Band Width :	5MHz		

QPSK (RB Size 1, RB Offset 0)

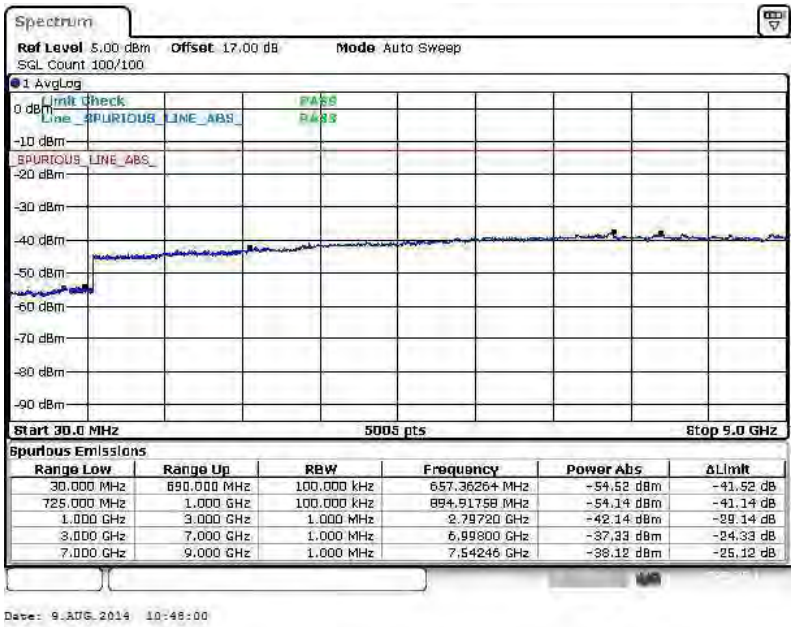

16QAM (RB Size 1, RB Offset 0)

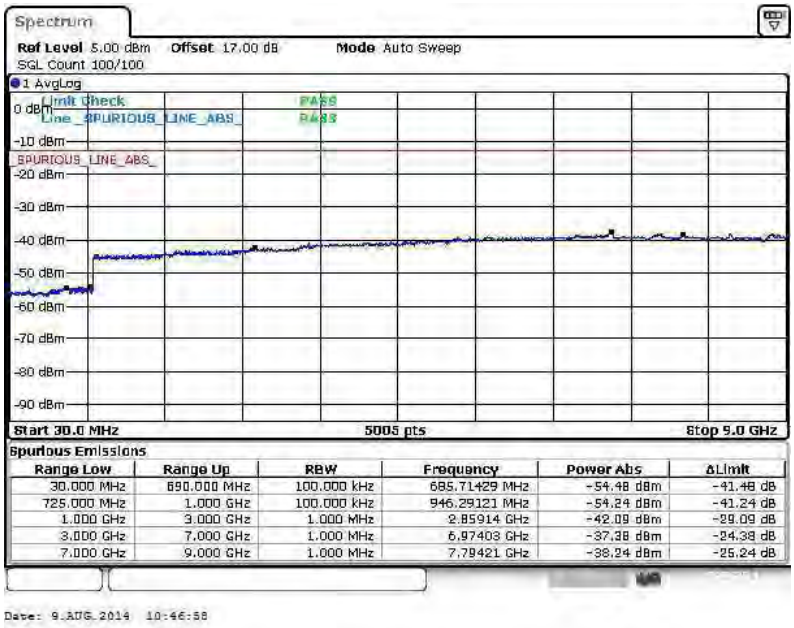

Band :	LTE Band 12	Channel :	CH23095 (Middle)
Band Width :	5MHz		

QPSK (RB Size 1, RB Offset 0)

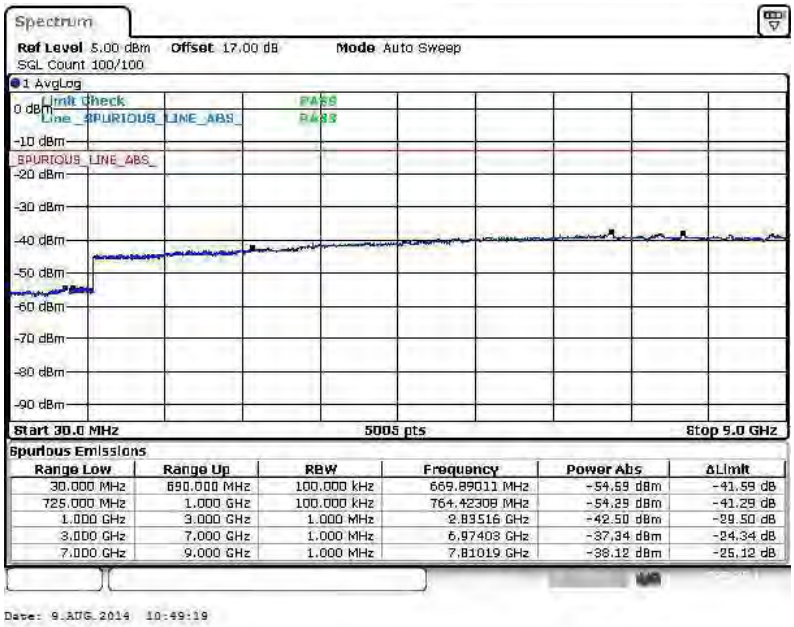

16QAM (RB Size 1, RB Offset 0)

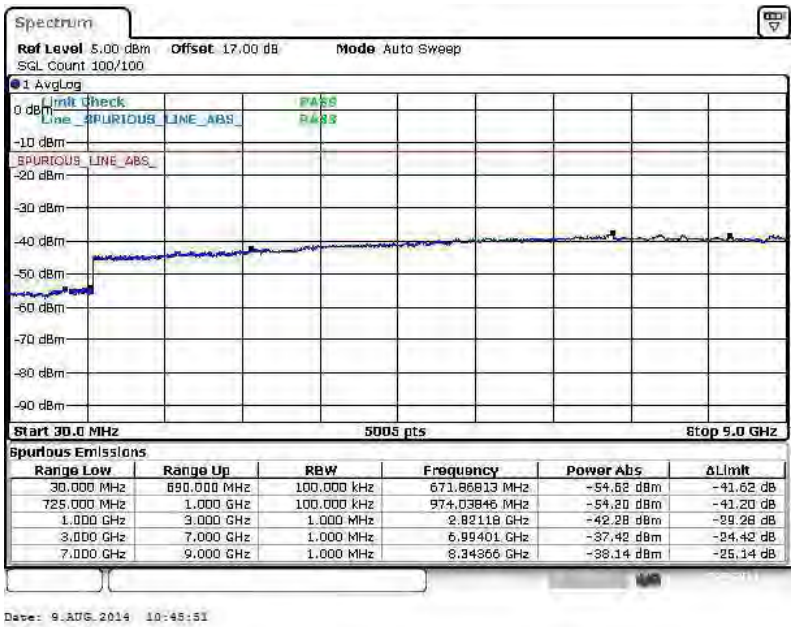

Band :	LTE Band 12	Channel :	CH23155 (High)
Band Width :	5MHz		

QPSK (RB Size 1, RB Offset 0)

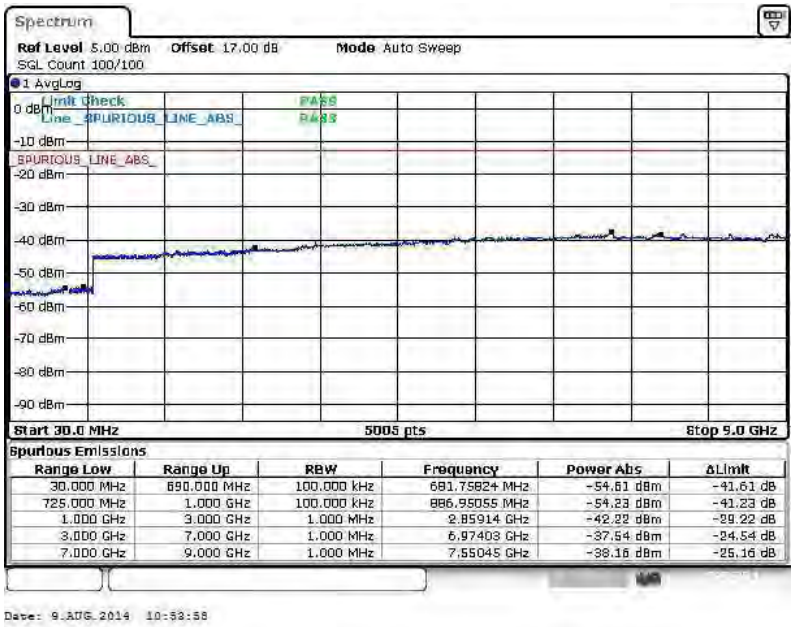

Spurious Emissions

Range Low	Range Up	RBW	Frequency	Power Abs	ΔLimit
30.000 MHz	690.000 MHz	100.000 kHz	681.75824 MHz	-54.61 dBm	-41.61 dB
725.000 MHz	1.000 GHz	100.000 kHz	886.95055 MHz	-54.23 dBm	-41.23 dB
1.000 GHz	3.000 GHz	1.000 MHz	2.85914 GHz	-42.22 dBm	-29.22 dB
3.000 GHz	7.000 GHz	1.000 MHz	6.97403 GHz	-37.54 dBm	-24.54 dB
7.000 GHz	9.000 GHz	1.000 MHz	7.55045 GHz	-38.16 dBm	-25.16 dB

Date: 9.AUG.2014 10:53:58

16QAM (RB Size 1, RB Offset 0)

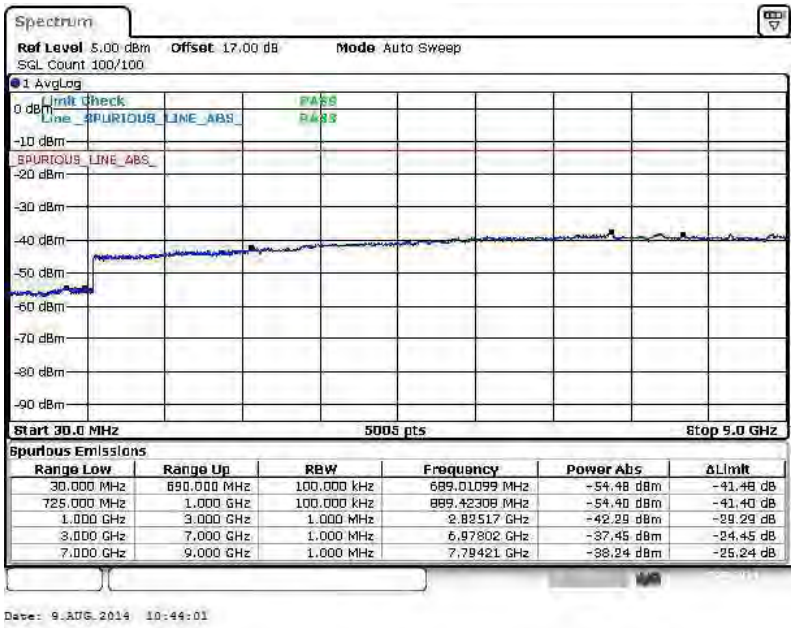

Spurious Emissions

Range Low	Range Up	RBW	Frequency	Power Abs	ΔLimit
30.000 MHz	690.000 MHz	100.000 kHz	689.01099 MHz	-54.48 dBm	-41.48 dB
725.000 MHz	1.000 GHz	100.000 kHz	889.42308 MHz	-54.40 dBm	-41.40 dB
1.000 GHz	3.000 GHz	1.000 MHz	2.82517 GHz	-42.29 dBm	-29.29 dB
3.000 GHz	7.000 GHz	1.000 MHz	6.97802 GHz	-37.45 dBm	-24.45 dB
7.000 GHz	9.000 GHz	1.000 MHz	7.79421 GHz	-38.24 dBm	-25.24 dB

Date: 9.AUG.2014 10:44:01

Band :	LTE Band 12	Channel :	CH23060 (Low)
Band Width :	10MHz		

QPSK (RB Size 1, RB Offset 0)

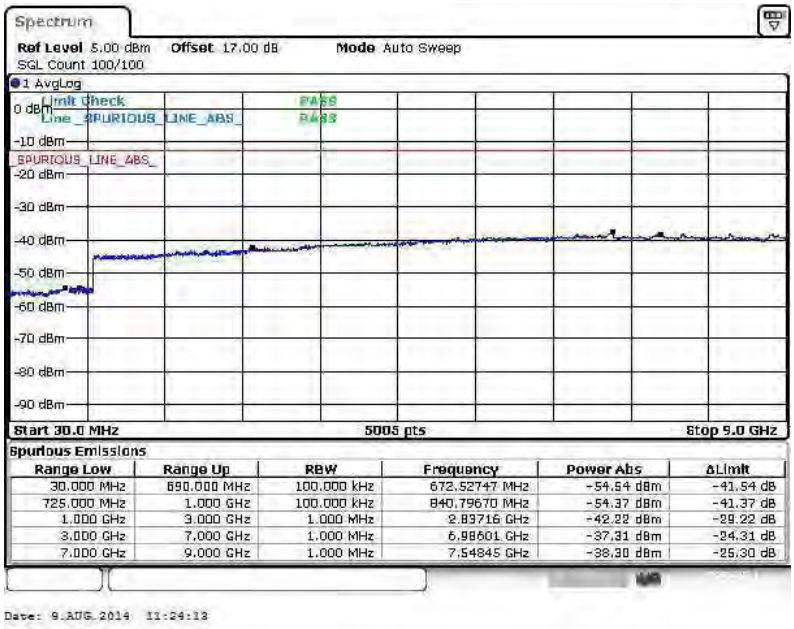

Spurious Emissions

Range Low	Range Up	RBW	Frequency	Power Abs	ΔLimit
30.000 MHz	690.000 MHz	100.000 kHz	672.52747 MHz	-54.54 dBm	-41.54 dB
725.000 MHz	1.000 GHz	100.000 kHz	840.79670 MHz	-54.37 dBm	-41.37 dB
1.000 GHz	3.000 GHz	1.000 MHz	2.83716 GHz	-42.22 dBm	-29.22 dB
3.000 GHz	7.000 GHz	1.000 MHz	6.98601 GHz	-37.31 dBm	-24.31 dB
7.000 GHz	9.000 GHz	1.000 MHz	7.54845 GHz	-38.30 dBm	-25.30 dB

Date: 9.AUG.2014 11:24:13

16QAM (RB Size 1, RB Offset 0)

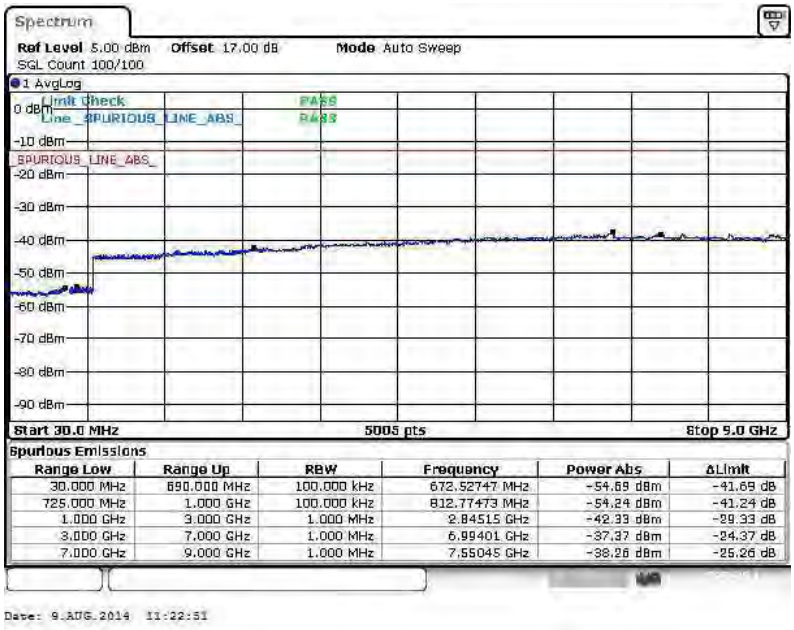

Spurious Emissions

Range Low	Range Up	RBW	Frequency	Power Abs	ΔLimit
30.000 MHz	690.000 MHz	100.000 kHz	672.52747 MHz	-54.69 dBm	-41.69 dB
725.000 MHz	1.000 GHz	100.000 kHz	812.77473 MHz	-54.24 dBm	-41.24 dB
1.000 GHz	3.000 GHz	1.000 MHz	2.84515 GHz	-42.33 dBm	-29.33 dB
3.000 GHz	7.000 GHz	1.000 MHz	6.99401 GHz	-37.37 dBm	-24.37 dB
7.000 GHz	9.000 GHz	1.000 MHz	7.55045 GHz	-38.26 dBm	-25.26 dB

Date: 9.AUG.2014 11:22:51

Band :	LTE Band 12	Channel :	CH23095 (Middle)
Band Width :	10MHz		

QPSK (RB Size 1, RB Offset 0)

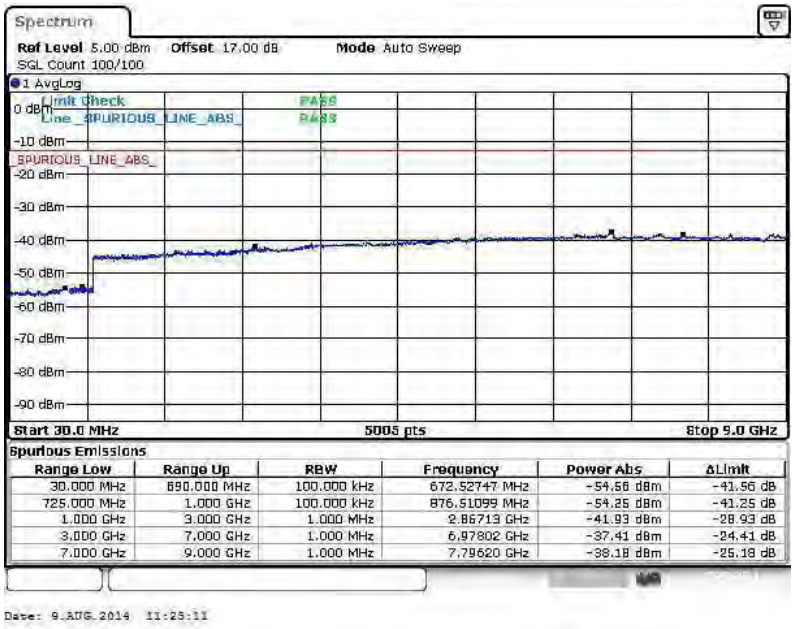

16QAM (RB Size 1, RB Offset 0)

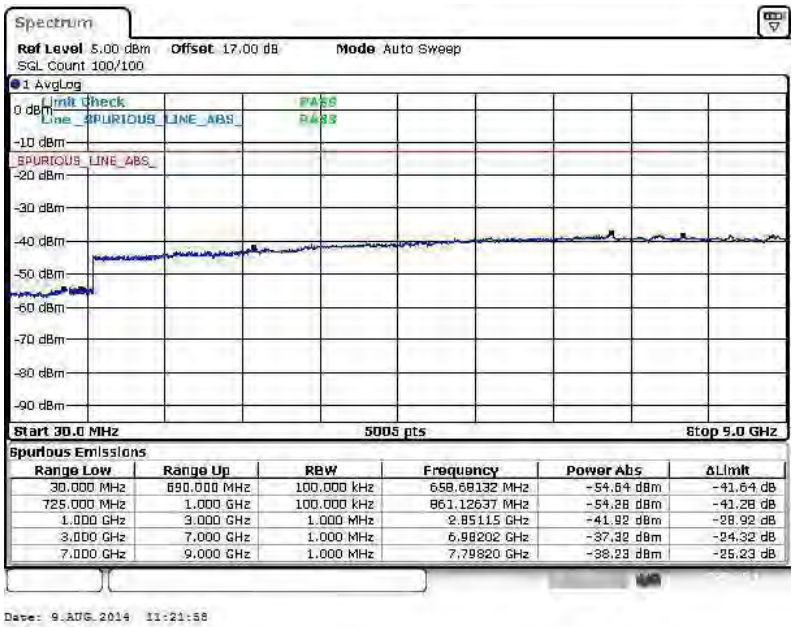

Band :	LTE Band 12	Channel :	CH23130 (High)
Band Width :	10MHz		

QPSK (RB Size 1, RB Offset 0)

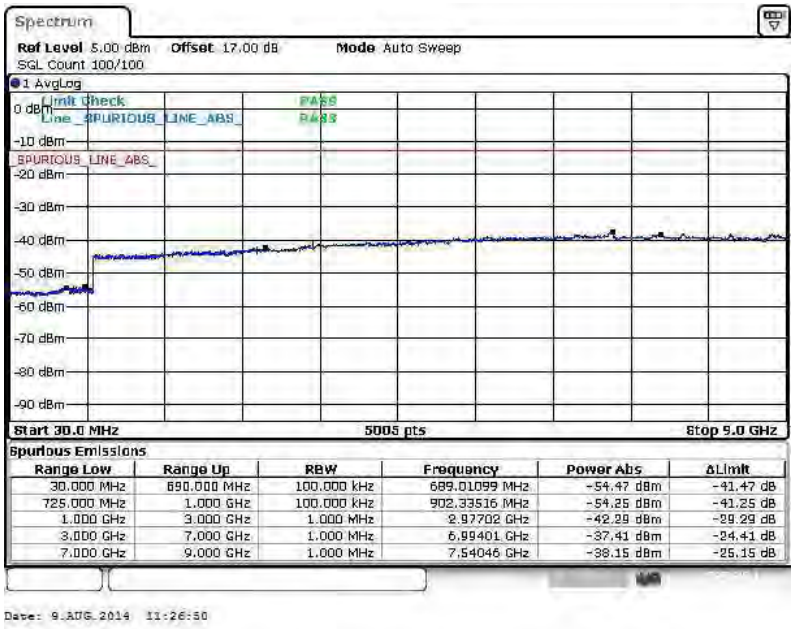

16QAM (RB Size 1, RB Offset 0)

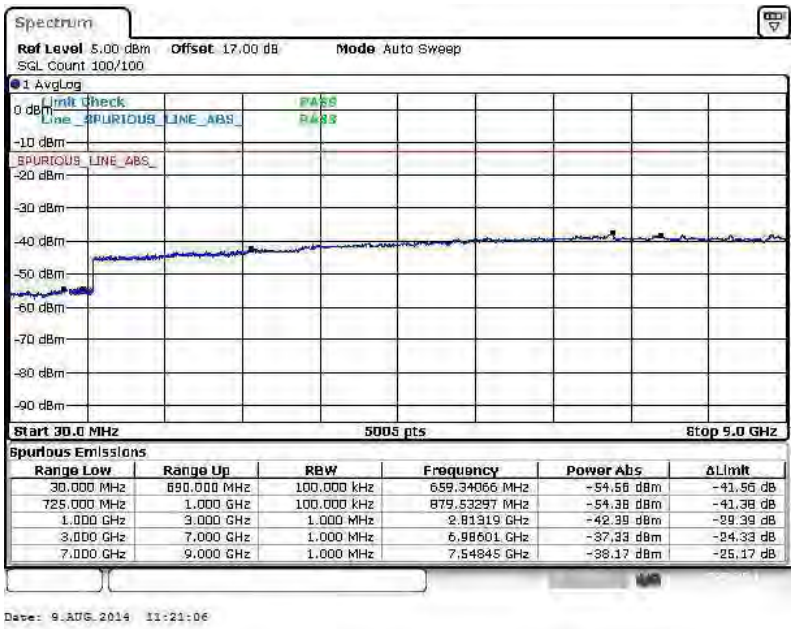

Band :	LTE Band 17	Channel :	CH23755 (Low)
Band Width :	5MHz		

QPSK (RB Size 1, RB Offset 0)

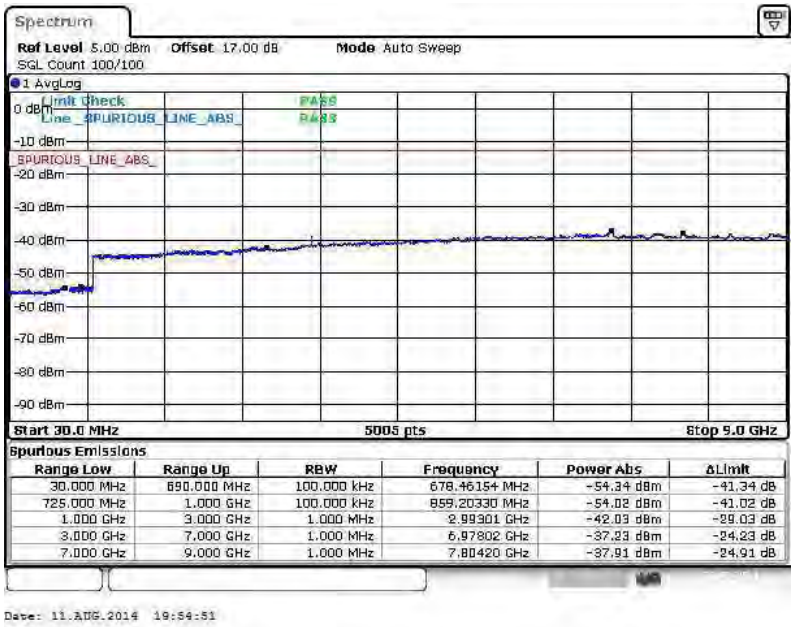

16QAM (RB Size 1, RB Offset 0)

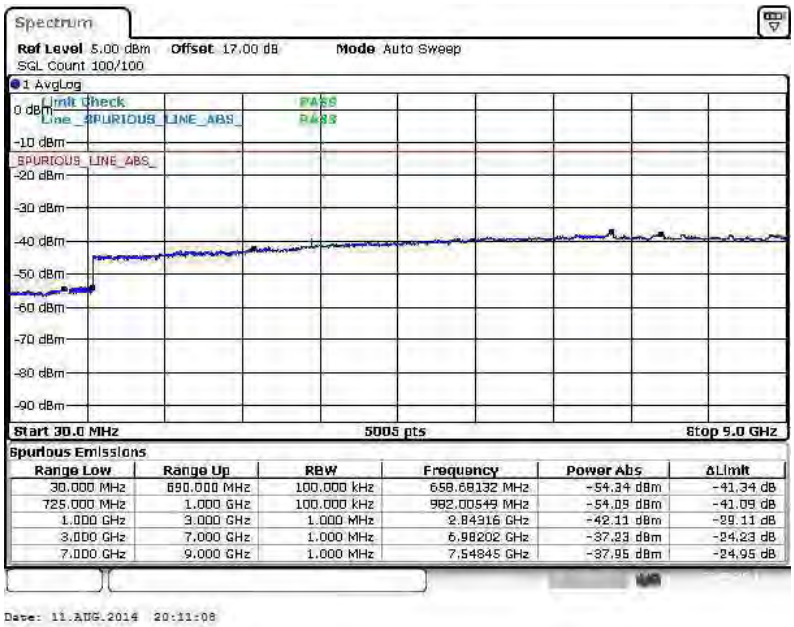

Band :	LTE Band 17	Channel :	CH23790 (Middle)
Band Width :	5MHz		

QPSK (RB Size 1, RB Offset 0)

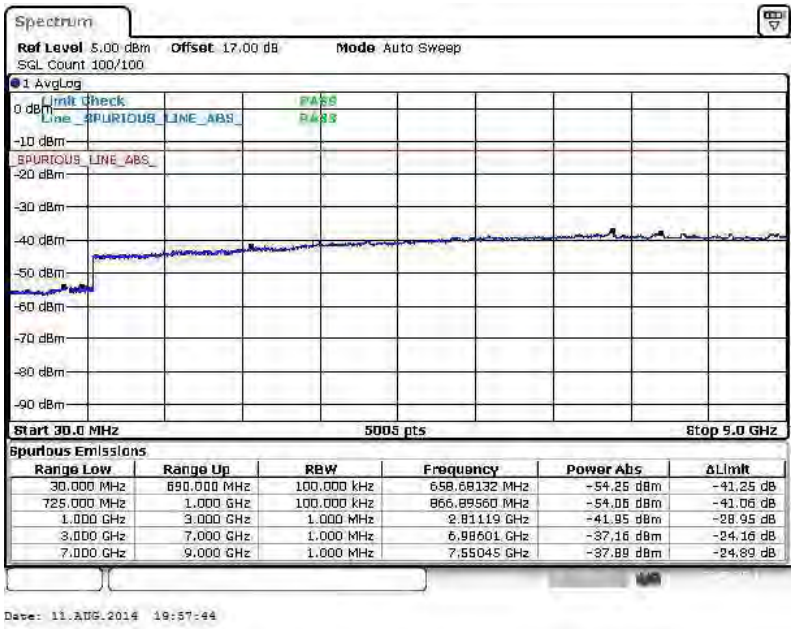

16QAM (RB Size 1, RB Offset 0)

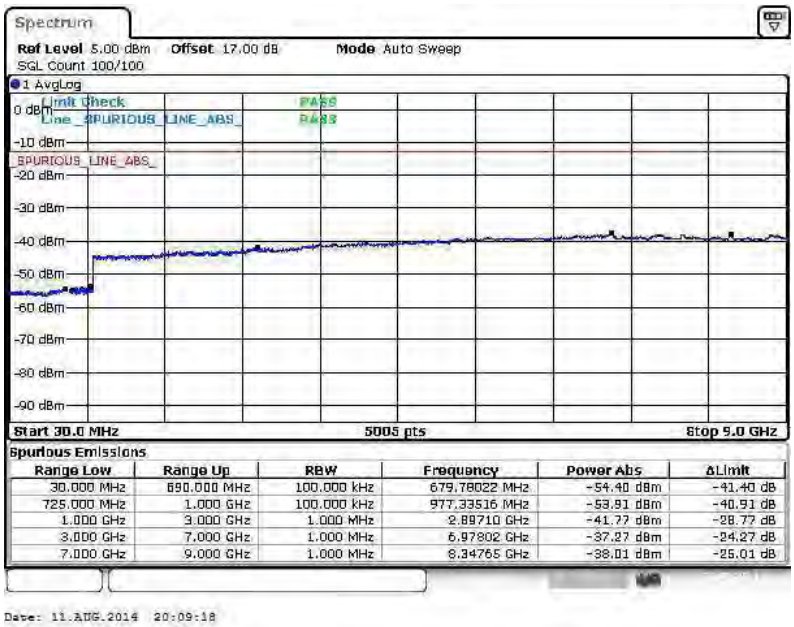

Band :	LTE Band 17	Channel :	CH23825 (High)
Band Width :	5MHz		

QPSK (RB Size 1, RB Offset 0)

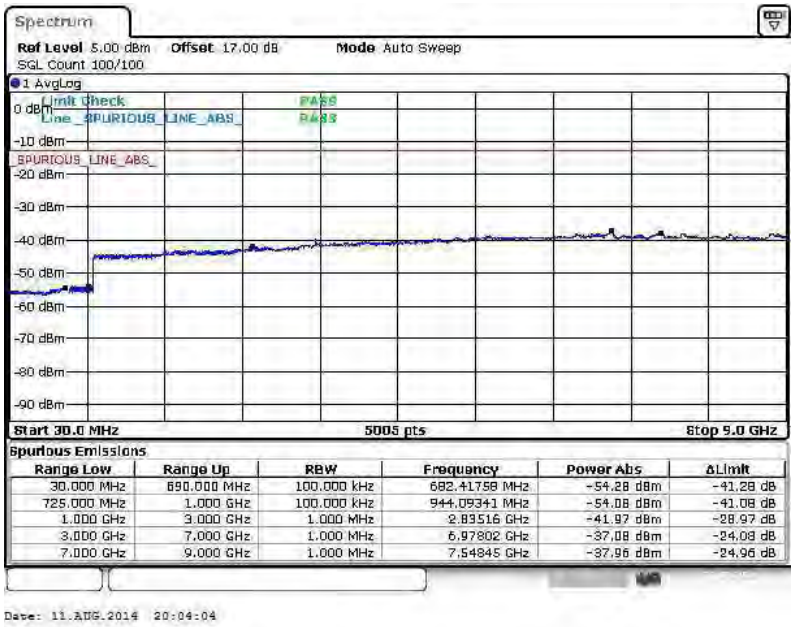

Spurious Emissions

Range Low	Range Up	RBW	Frequency	Power Abs	ΔLimit
30.000 MHz	690.000 MHz	100.000 kHz	682.41758 MHz	-54.28 dBm	-41.28 dB
725.000 MHz	1.000 GHz	100.000 kHz	944.09341 MHz	-54.08 dBm	-41.08 dB
1.000 GHz	3.000 GHz	1.000 MHz	2.83516 GHz	-41.97 dBm	-28.97 dB
3.000 GHz	7.000 GHz	1.000 MHz	6.97802 GHz	-37.08 dBm	-24.08 dB
7.000 GHz	9.000 GHz	1.000 MHz	7.54845 GHz	-37.96 dBm	-24.96 dB

Date: 11.AUG.2014 20:04:04

16QAM (RB Size 1, RB Offset 0)

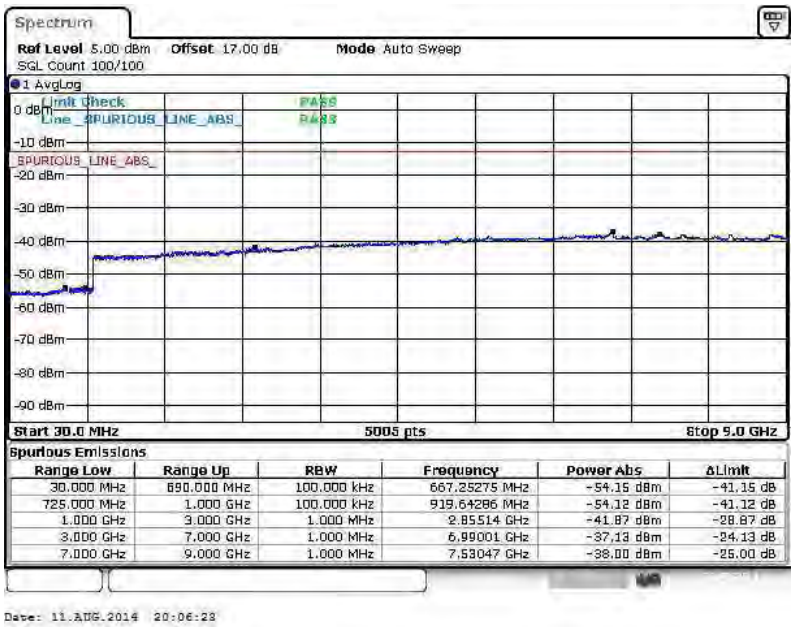

Spurious Emissions

Range Low	Range Up	RBW	Frequency	Power Abs	ΔLimit
30.000 MHz	690.000 MHz	100.000 kHz	667.25275 MHz	-54.15 dBm	-41.15 dB
725.000 MHz	1.000 GHz	100.000 kHz	919.64286 MHz	-54.12 dBm	-41.12 dB
1.000 GHz	3.000 GHz	1.000 MHz	2.85514 GHz	-41.87 dBm	-28.87 dB
3.000 GHz	7.000 GHz	1.000 MHz	6.99001 GHz	-37.13 dBm	-24.13 dB
7.000 GHz	9.000 GHz	1.000 MHz	7.53047 GHz	-38.00 dBm	-25.00 dB

Date: 11.AUG.2014 20:06:23

Band :	LTE Band 17	Channel :	CH23780 (Low)
Band Width :	10MHz		

QPSK (RB Size 1, RB Offset 0)

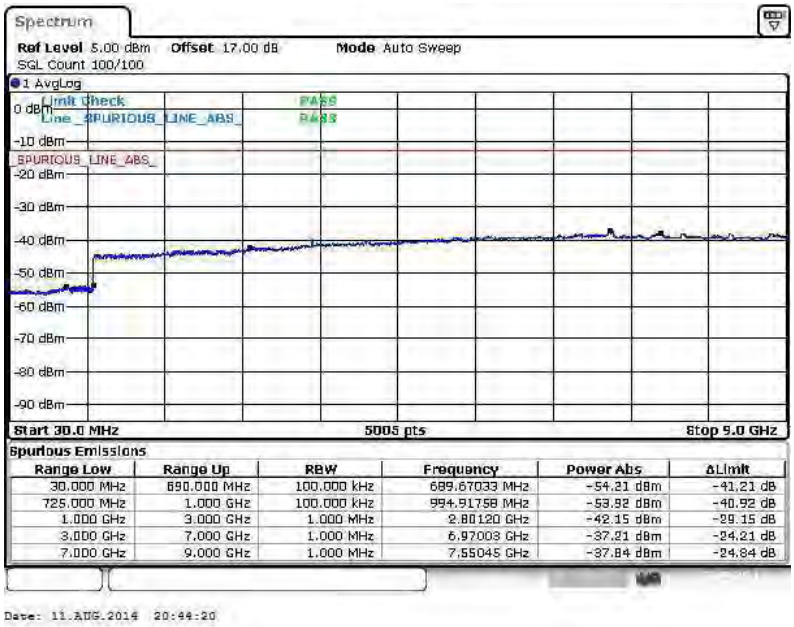

Spurious Emissions

Range Low	Range Up	RBW	Frequency	Power Abs	ΔLimit
30.000 MHz	690.000 MHz	100.000 kHz	689.67033 MHz	-54.21 dBm	-41.21 dB
725.000 MHz	1.000 GHz	100.000 kHz	994.91758 MHz	-53.92 dBm	-40.92 dB
1.000 GHz	3.000 GHz	1.000 MHz	2.80120 GHz	-42.15 dBm	-29.15 dB
3.000 GHz	7.000 GHz	1.000 MHz	6.97003 GHz	-37.21 dBm	-24.21 dB
7.000 GHz	9.000 GHz	1.000 MHz	7.55045 GHz	-37.84 dBm	-24.84 dB

Date: 11.AUG.2014 20:44:20

16QAM (RB Size 1, RB Offset 0)

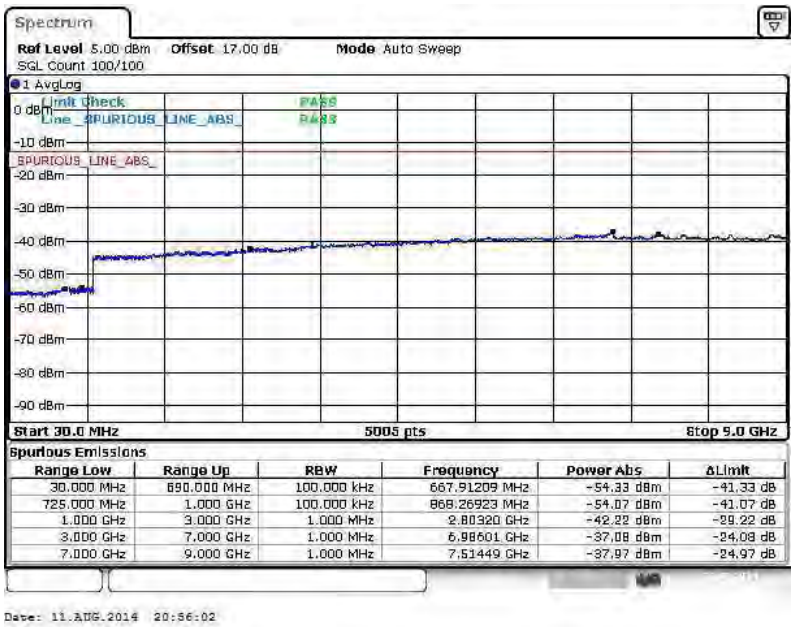

Spurious Emissions

Range Low	Range Up	RBW	Frequency	Power Abs	ΔLimit
30.000 MHz	690.000 MHz	100.000 kHz	667.91209 MHz	-54.33 dBm	-41.33 dB
725.000 MHz	1.000 GHz	100.000 kHz	868.26923 MHz	-54.07 dBm	-41.07 dB
1.000 GHz	3.000 GHz	1.000 MHz	2.80320 GHz	-42.22 dBm	-29.22 dB
3.000 GHz	7.000 GHz	1.000 MHz	6.98601 GHz	-37.08 dBm	-24.08 dB
7.000 GHz	9.000 GHz	1.000 MHz	7.51449 GHz	-37.97 dBm	-24.97 dB

Date: 11.AUG.2014 20:56:02

Band :	LTE Band 17	Channel :	CH23790 (Middle)
Band Width :	10MHz		

QPSK (RB Size 1, RB Offset 0)

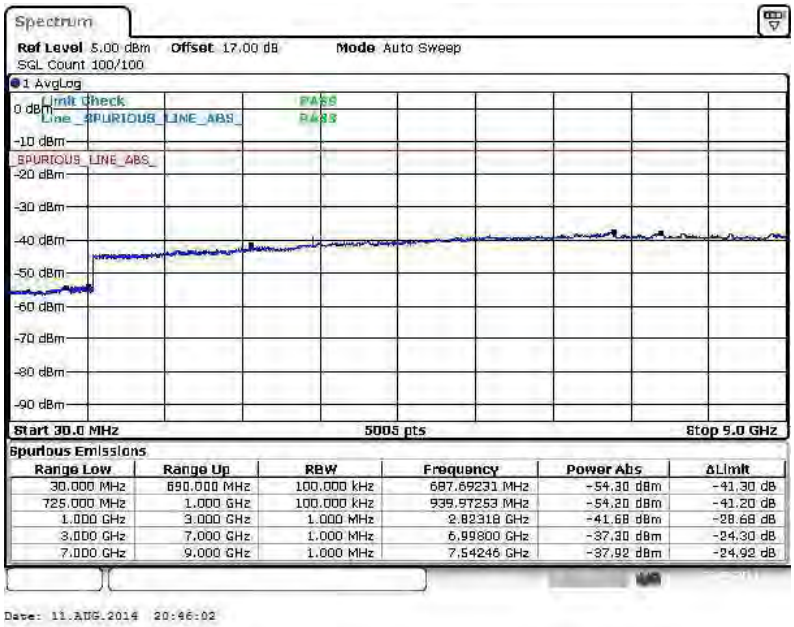

Spurious Emissions

Range Low	Range Up	RBW	Frequency	Power Abs	ΔLimit
30.000 MHz	690.000 MHz	100.000 kHz	687.69231 MHz	-54.30 dBm	-41.30 dB
725.000 MHz	1.000 GHz	100.000 kHz	939.97253 MHz	-54.20 dBm	-41.20 dB
1.000 GHz	3.000 GHz	1.000 MHz	2.82318 GHz	-41.68 dBm	-28.68 dB
3.000 GHz	7.000 GHz	1.000 MHz	6.99800 GHz	-37.30 dBm	-24.30 dB
7.000 GHz	9.000 GHz	1.000 MHz	7.54246 GHz	-37.92 dBm	-24.92 dB

Date: 11.AUG.2014 20:46:02

16QAM (RB Size 1, RB Offset 0)

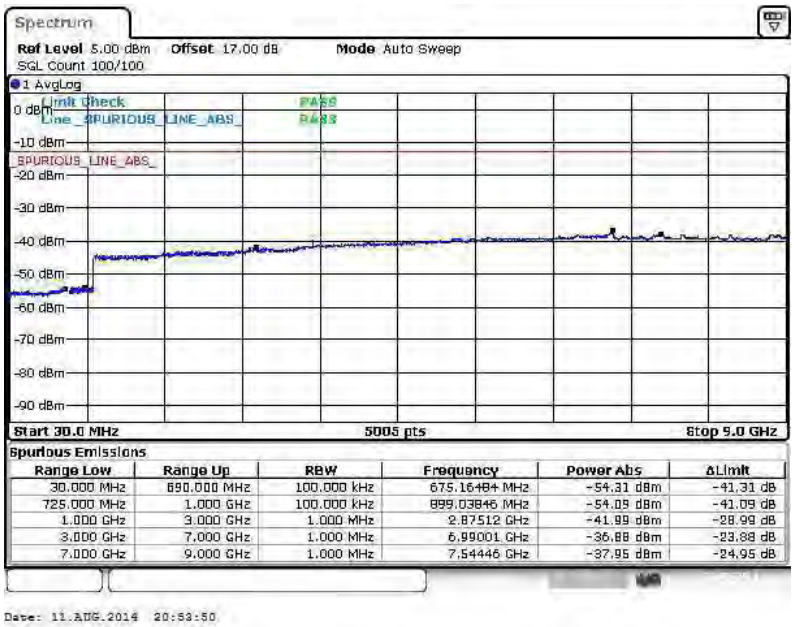

Spurious Emissions

Range Low	Range Up	RBW	Frequency	Power Abs	ΔLimit
30.000 MHz	690.000 MHz	100.000 kHz	675.16484 MHz	-54.31 dBm	-41.31 dB
725.000 MHz	1.000 GHz	100.000 kHz	899.03846 MHz	-54.09 dBm	-41.09 dB
1.000 GHz	3.000 GHz	1.000 MHz	2.87512 GHz	-41.99 dBm	-28.99 dB
3.000 GHz	7.000 GHz	1.000 MHz	6.99001 GHz	-36.88 dBm	-23.88 dB
7.000 GHz	9.000 GHz	1.000 MHz	7.54446 GHz	-37.95 dBm	-24.95 dB

Date: 11.AUG.2014 20:53:50

Band :	LTE Band 17	Channel :	CH23800 (High)
Band Width :	10MHz		

QPSK (RB Size 1, RB Offset 0)

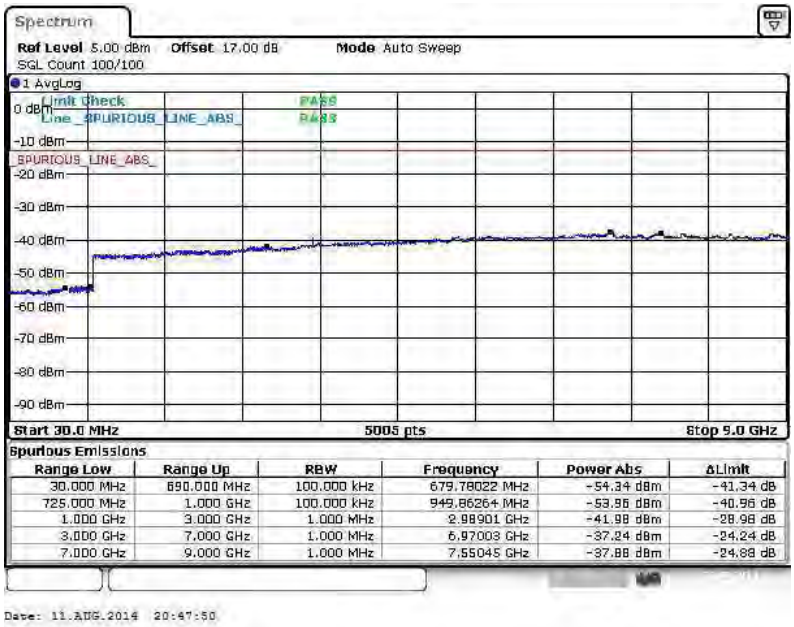

16QAM (RB Size 1, RB Offset 0)

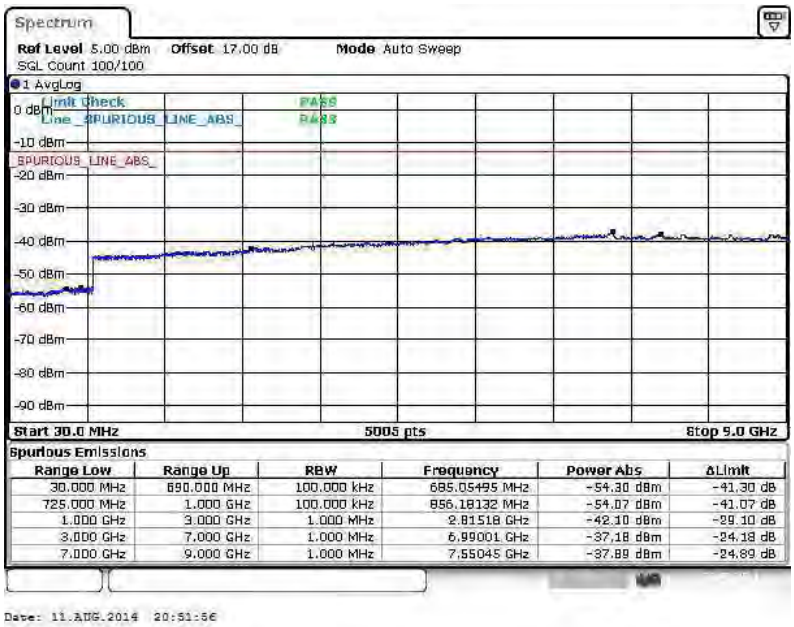

Band :	LTE Band 25	Channel :	CH26047 (Low)
Band Width :	1.4MHz		

QPSK (RB Size 1, RB Offset 0)

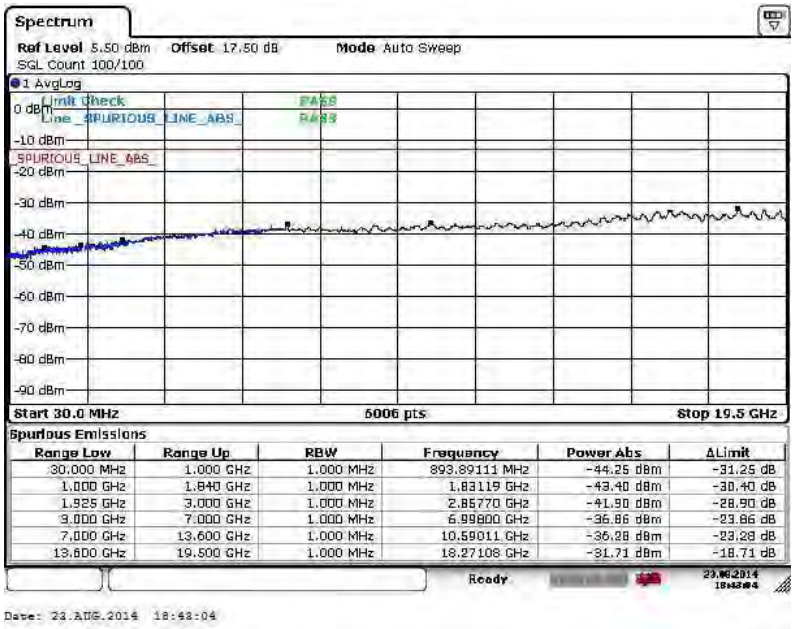

16QAM (RB Size 1, RB Offset 0)

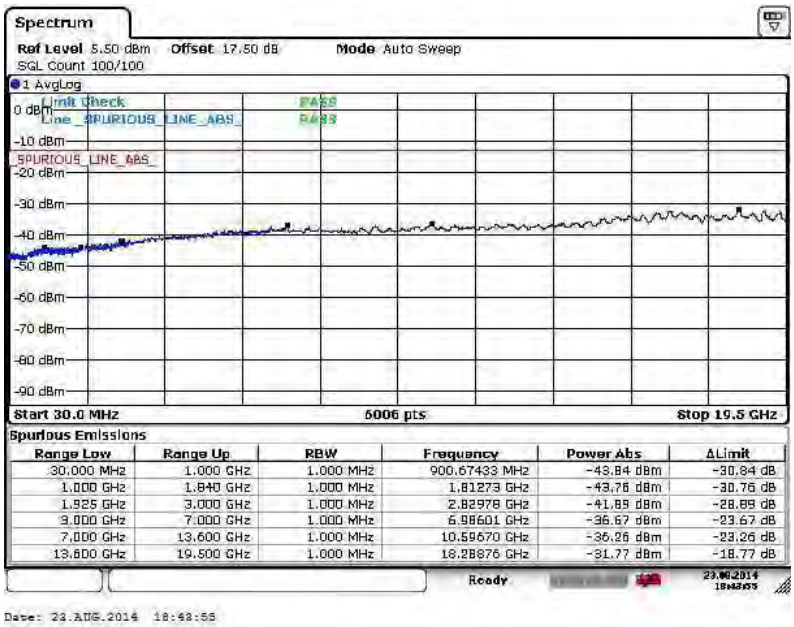

Band :	LTE Band 25	Channel :	CH26365 (Middle)
Band Width :	1.4MHz		

QPSK (RB Size 1, RB Offset 0)

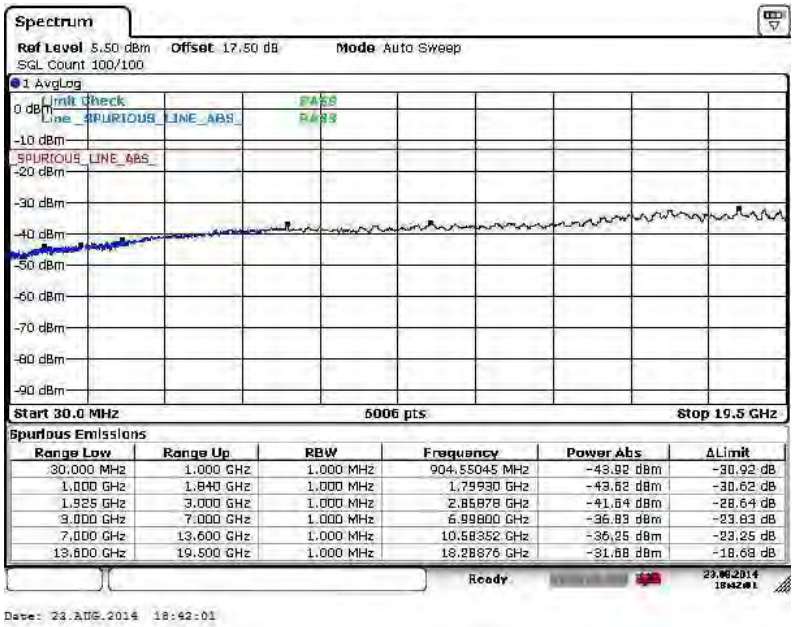

16QAM (RB Size 1, RB Offset 0)

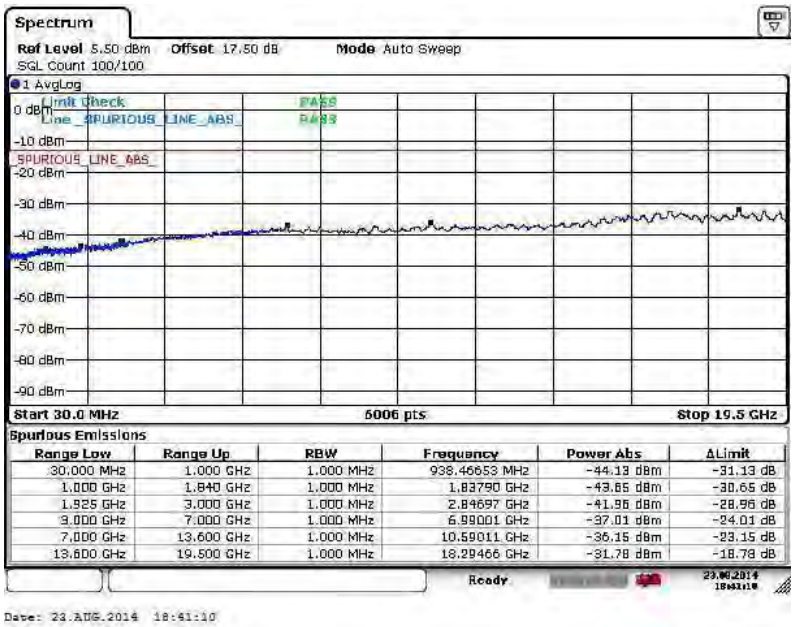

Band :	LTE Band 25	Channel :	CH26683 (High)
Band Width :	1.4MHz		

QPSK (RB Size 1, RB Offset 0)

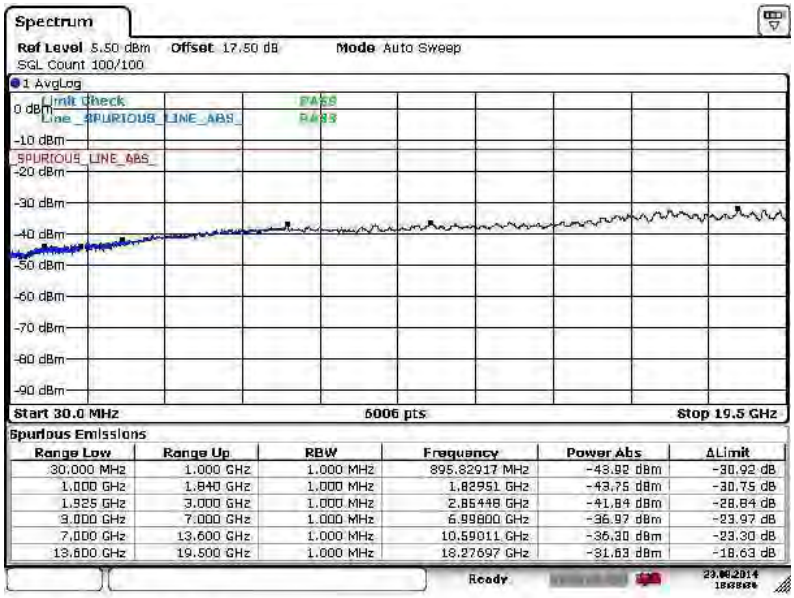

16QAM (RB Size 1, RB Offset 0)

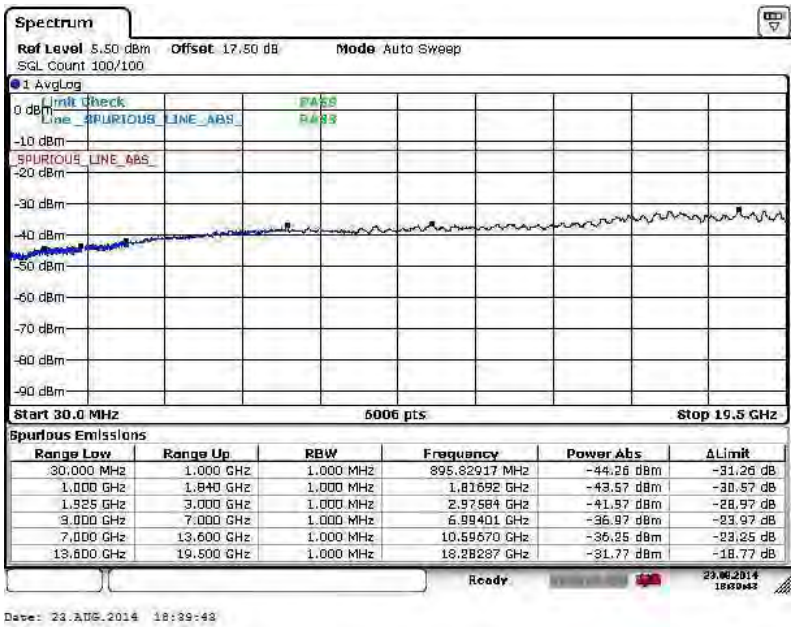

Band :	LTE Band 25	Channel :	CH26055 (Low)
Band Width :	3MHz		

QPSK (RB Size 1, RB Offset 0)

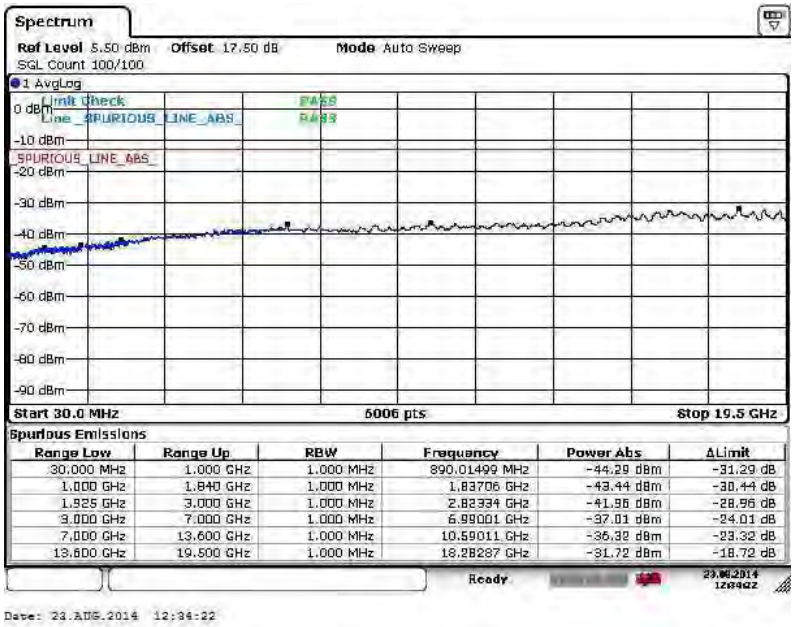

16QAM (RB Size 1, RB Offset 0)

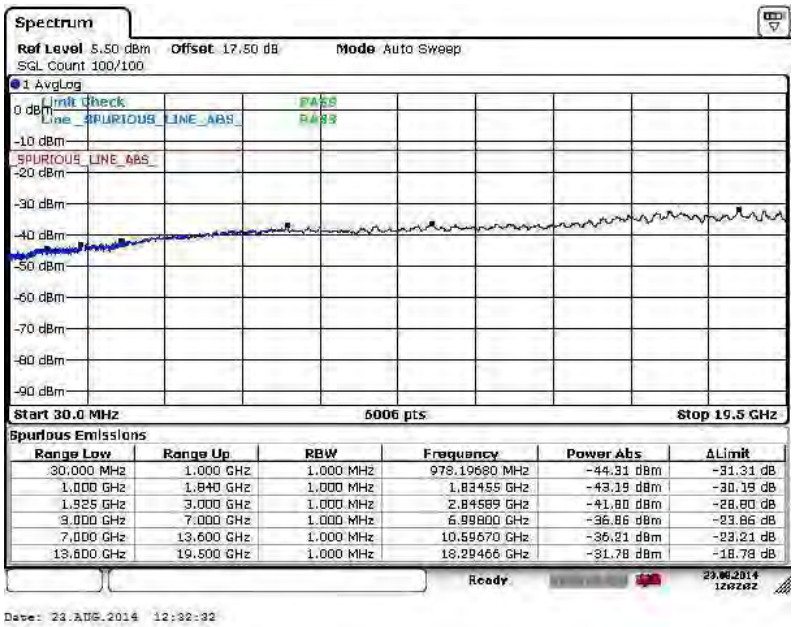

Band :	LTE Band 25	Channel :	CH26365 (Middle)
Band Width :	3MHz		

QPSK (RB Size 1, RB Offset 0)

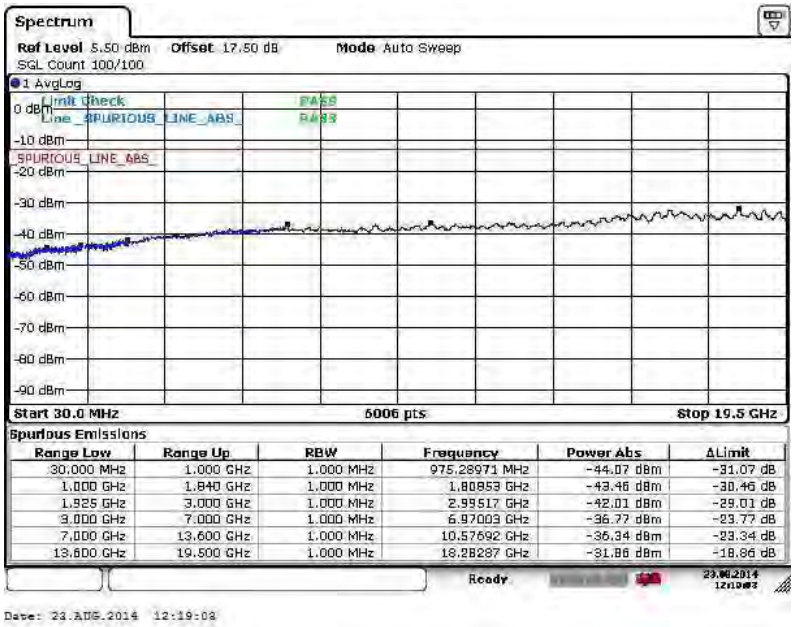

16QAM (RB Size 1, RB Offset 0)

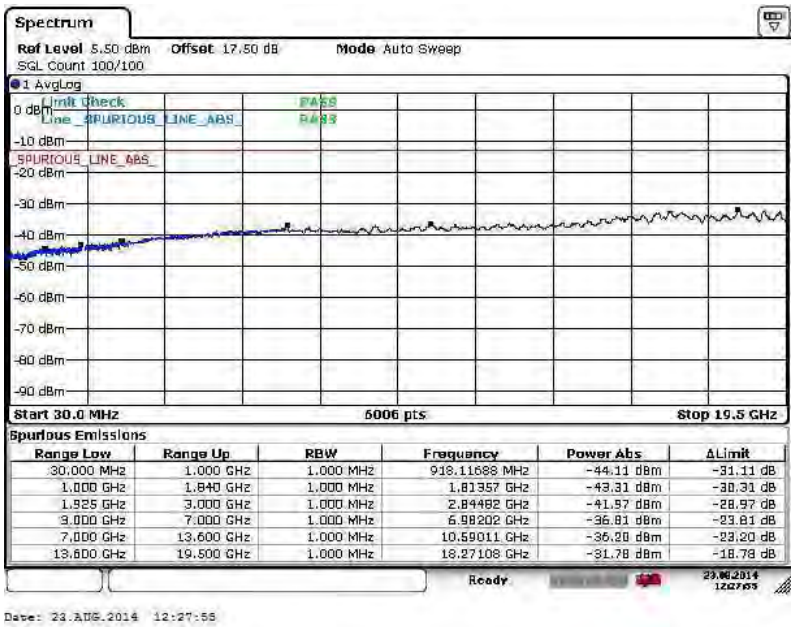

Band :	LTE Band 25	Channel :	CH26675 (High)
Band Width :	3MHz		

QPSK (RB Size 1, RB Offset 0)

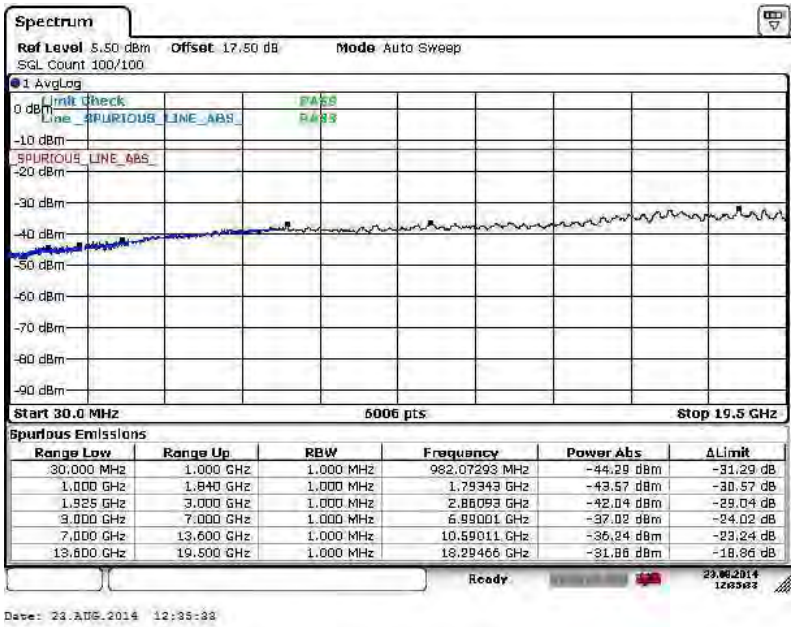

16QAM (RB Size 1, RB Offset 0)

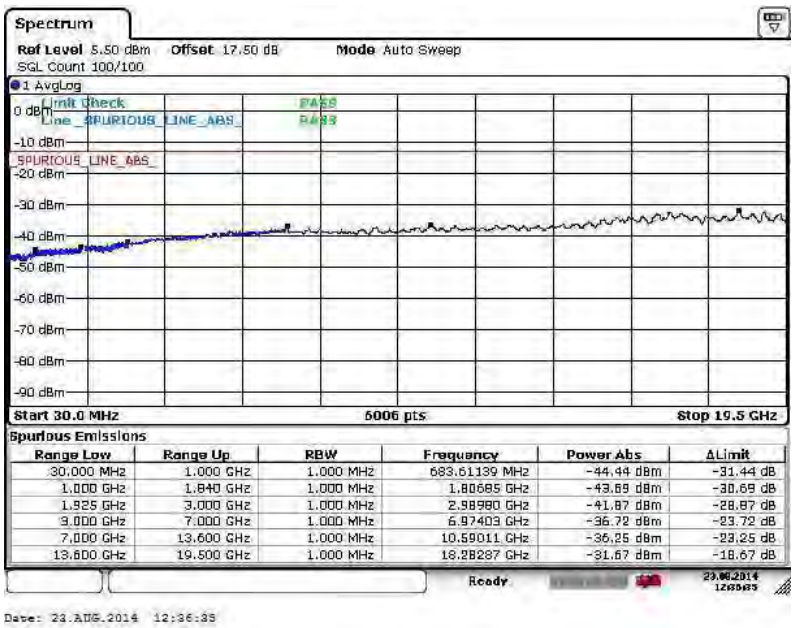

Band :	LTE Band 25	Channel :	CH26065 (Low)
Band Width :	5MHz		

QPSK (RB Size 1, RB Offset 0)

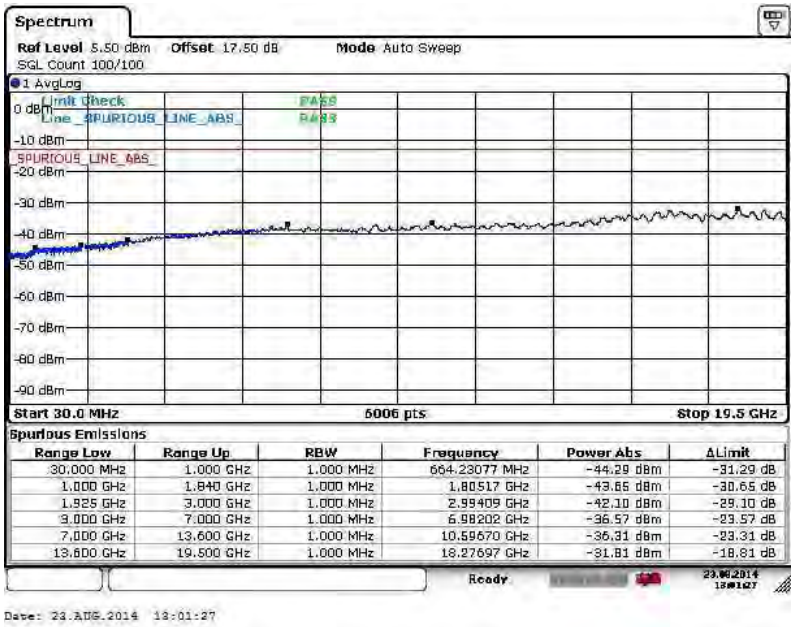

16QAM (RB Size 1, RB Offset 0)

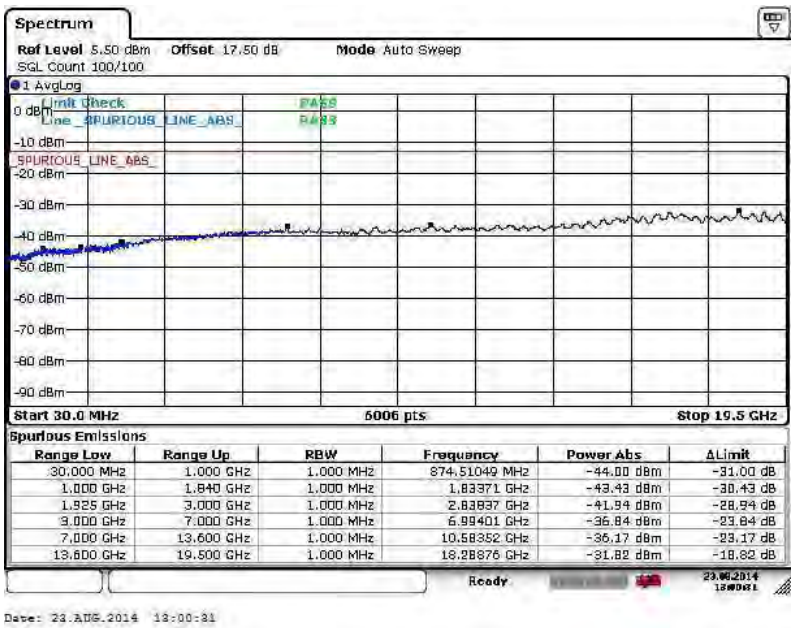

Band :	LTE Band 25	Channel :	CH26365 (Middle)
Band Width :	5MHz		

QPSK (RB Size 1, RB Offset 0)

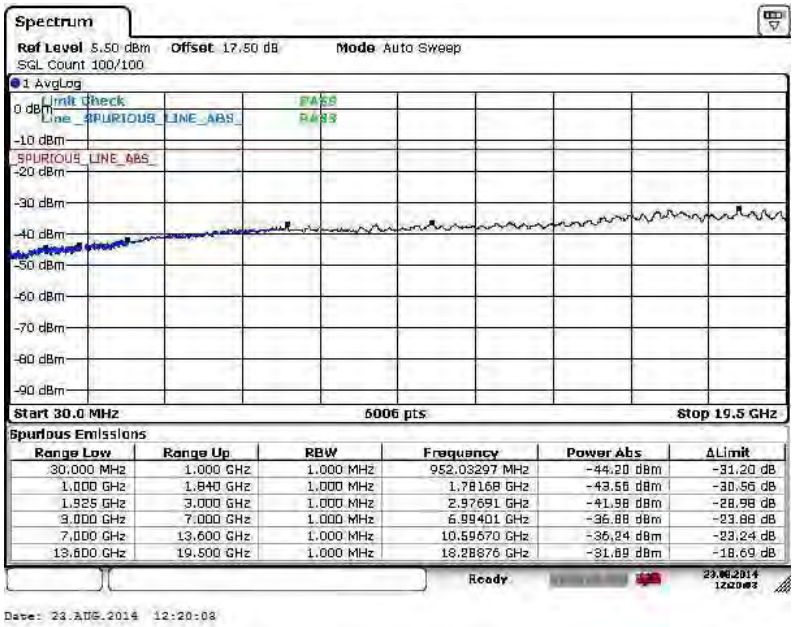

16QAM (RB Size 1, RB Offset 0)

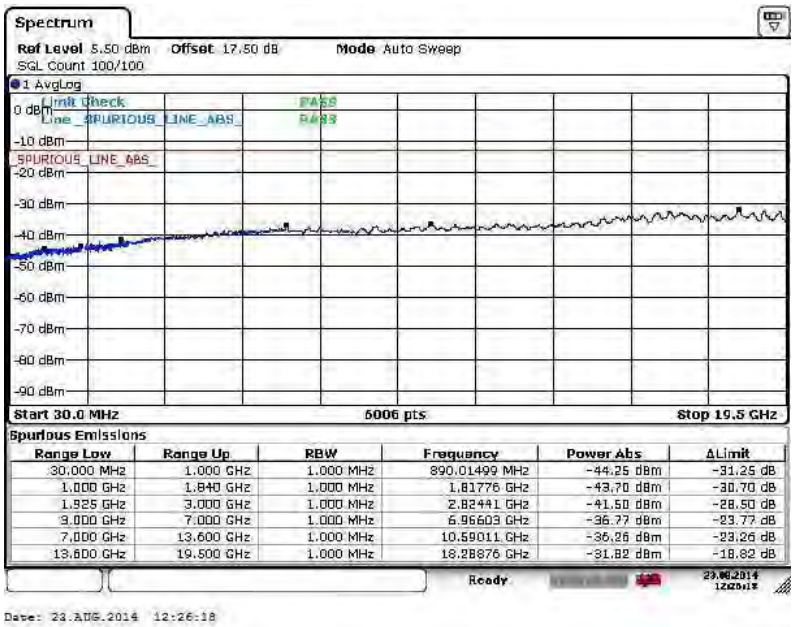

Band :	LTE Band 25	Channel :	CH26665 (High)
Band Width :	5MHz		

QPSK (RB Size 1, RB Offset 0)

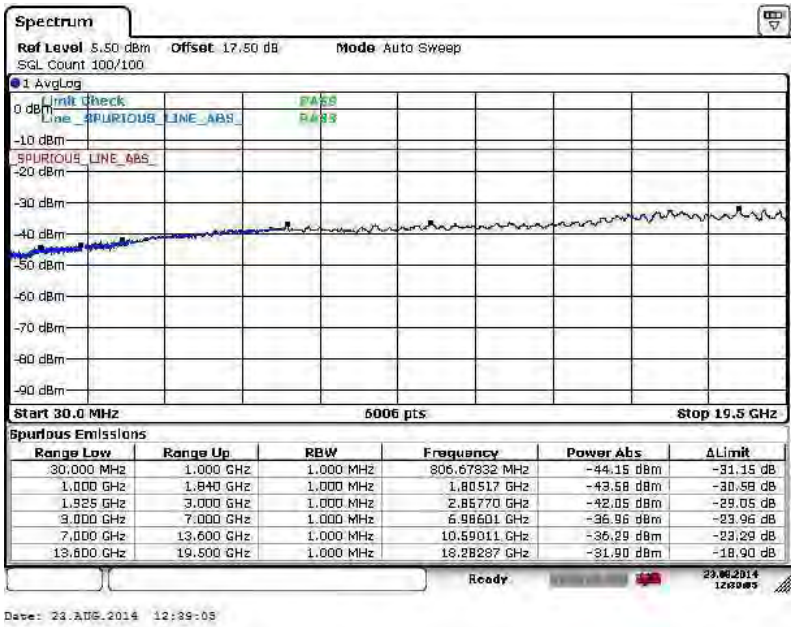

16QAM (RB Size 1, RB Offset 0)

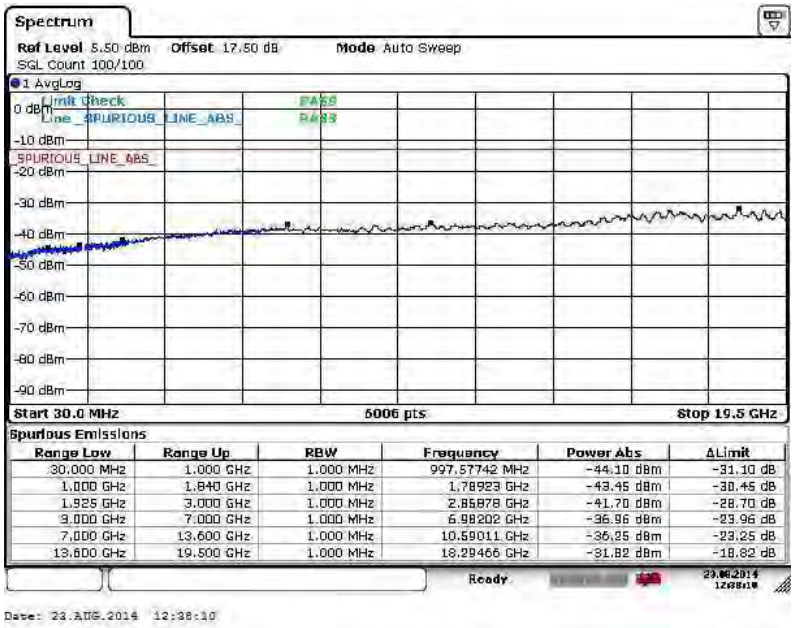

Band :	LTE Band 25	Channel :	CH26090 (Low)
Band Width :	10MHz		

QPSK (RB Size 1, RB Offset 0)

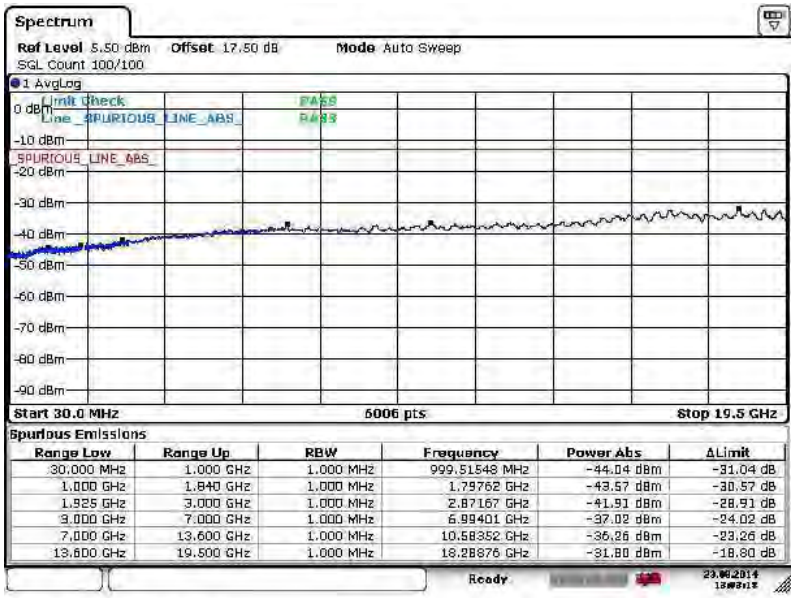

16QAM (RB Size 1, RB Offset 0)

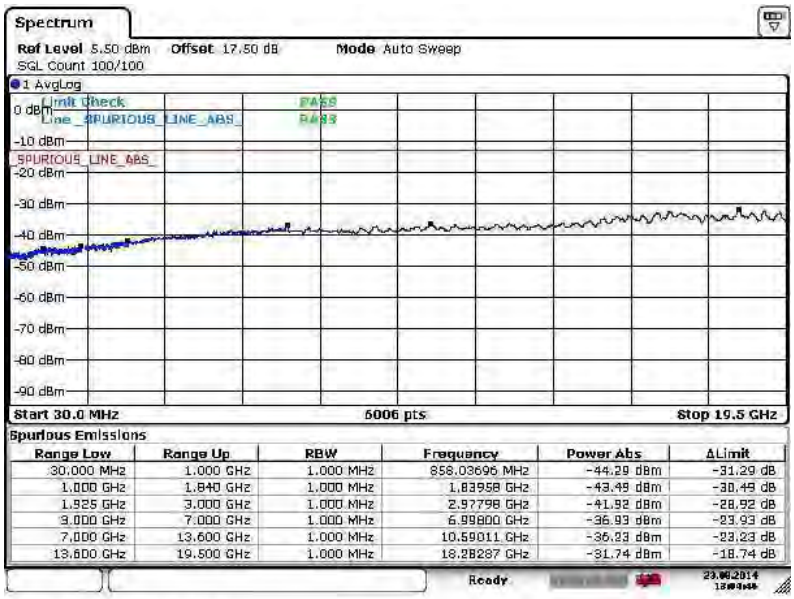

Band :	LTE Band 25	Channel :	CH26365 (Middle)
Band Width :	10MHz		

QPSK (RB Size 1, RB Offset 0)

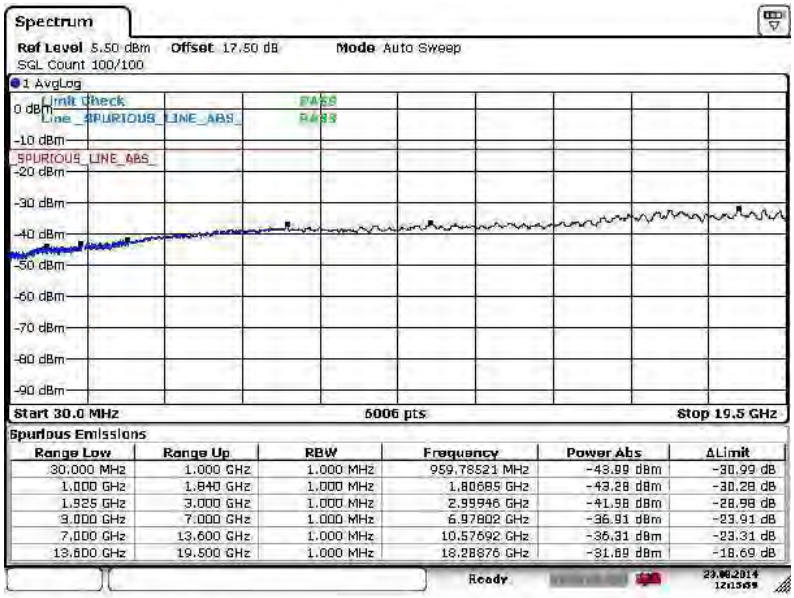

16QAM (RB Size 1, RB Offset 0)

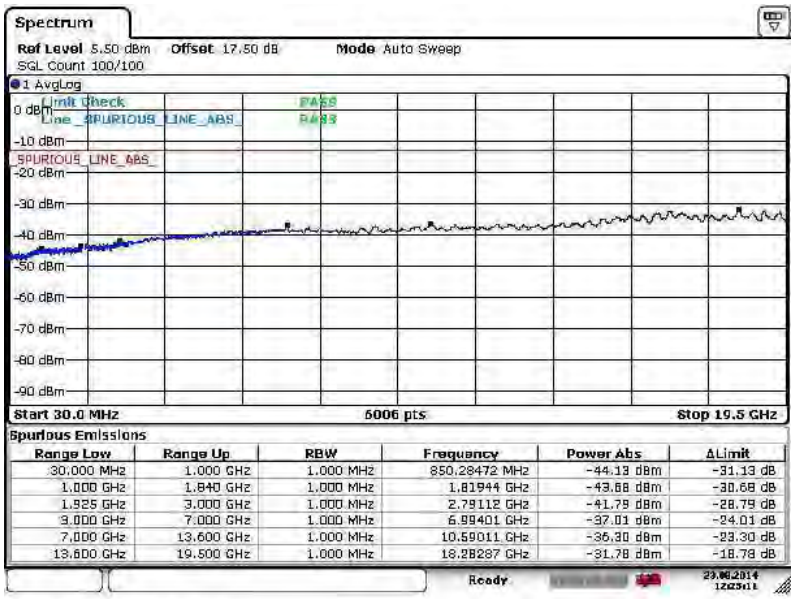

Band :	LTE Band 25	Channel :	CH26640 (High)
Band Width :	10MHz		

QPSK (RB Size 1, RB Offset 0)

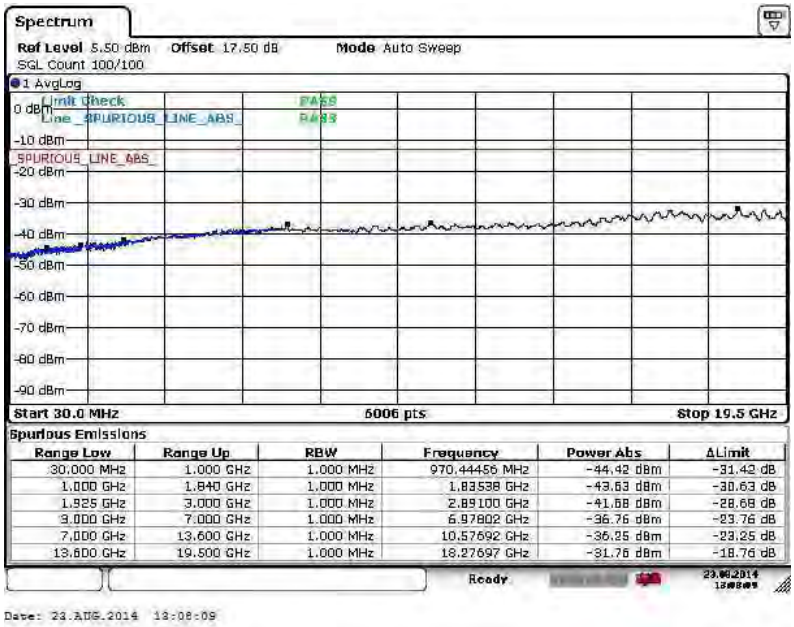

16QAM (RB Size 1, RB Offset 0)

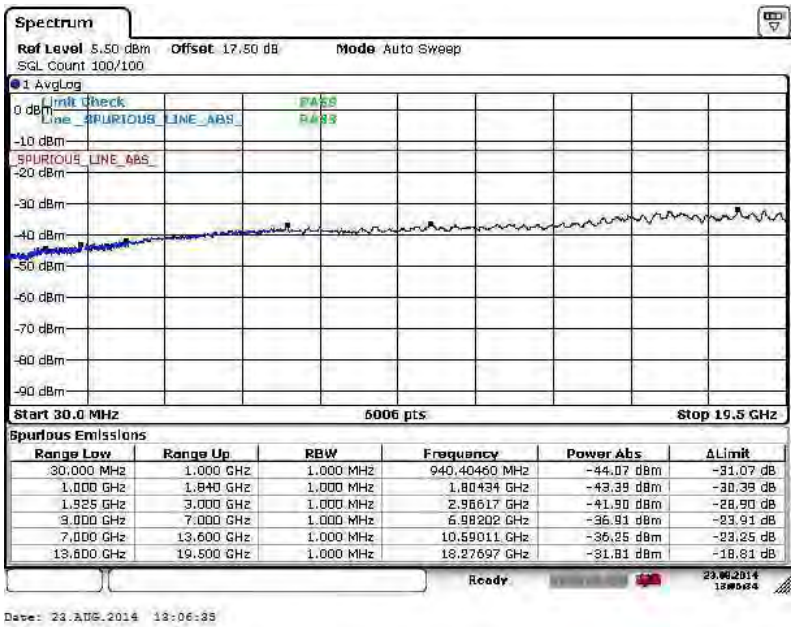

Band :	LTE Band 25	Channel :	CH26115 (Low)
Band Width :	15MHz		

QPSK (RB Size 1, RB Offset 0)

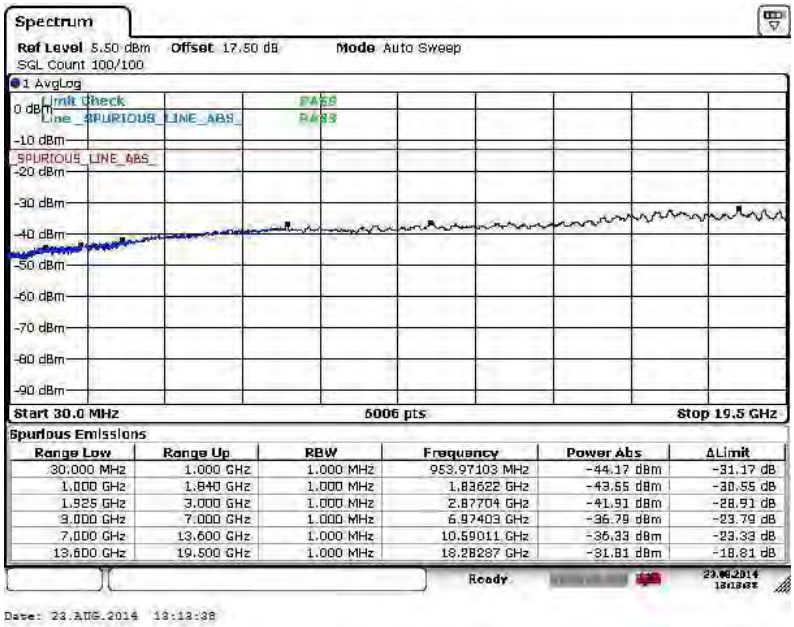

16QAM (RB Size 1, RB Offset 0)

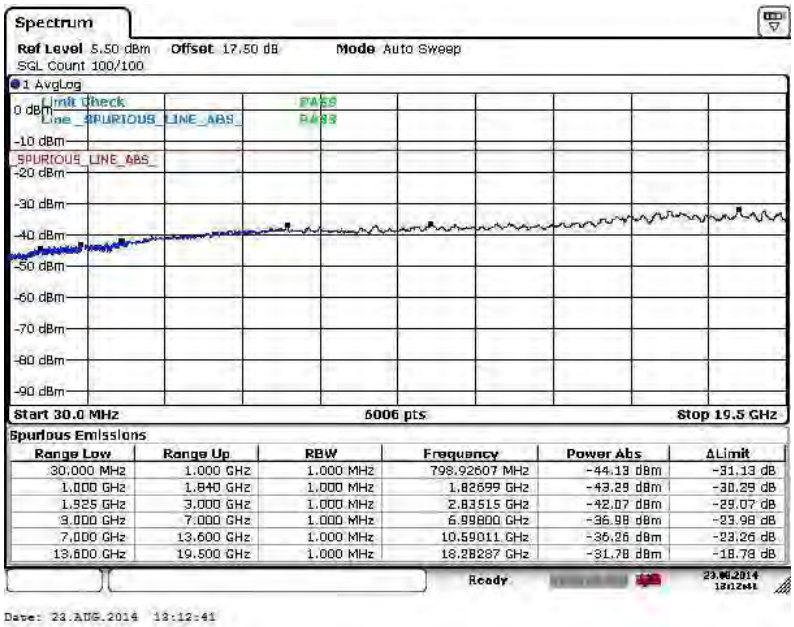

Band :	LTE Band 25	Channel :	CH26365 (Middle)
Band Width :	15MHz		

QPSK (RB Size 1, RB Offset 0)

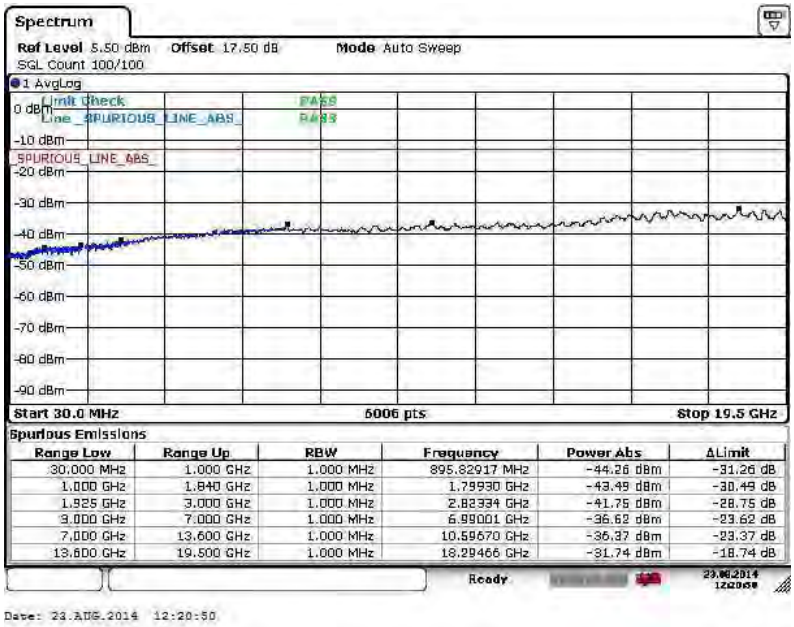

16QAM (RB Size 1, RB Offset 0)

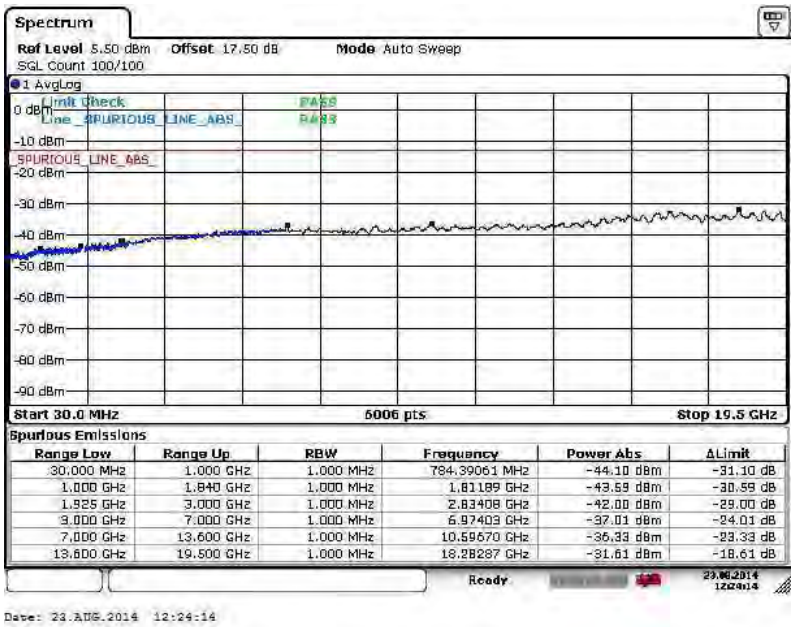

Band :	LTE Band 25	Channel :	CH26615 (High)
Band Width :	15MHz		

QPSK (RB Size 1, RB Offset 0)

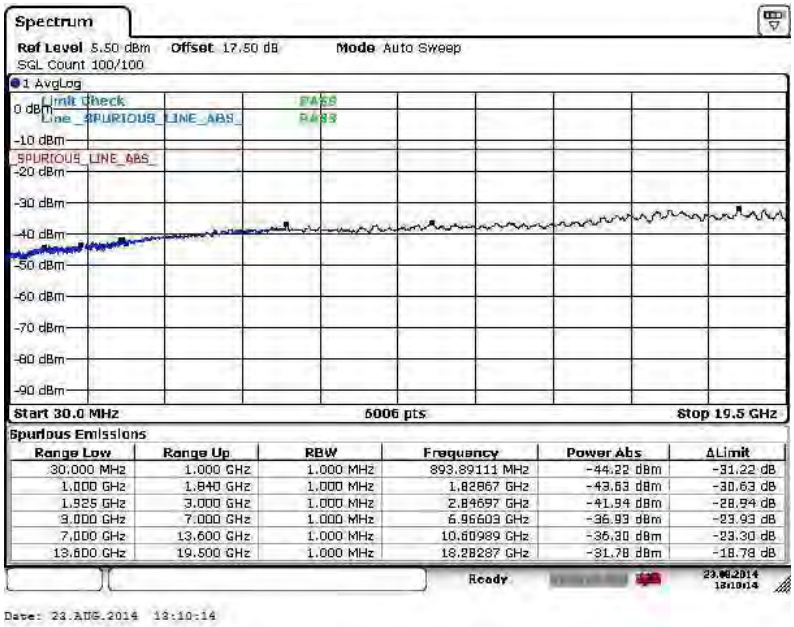

16QAM (RB Size 1, RB Offset 0)

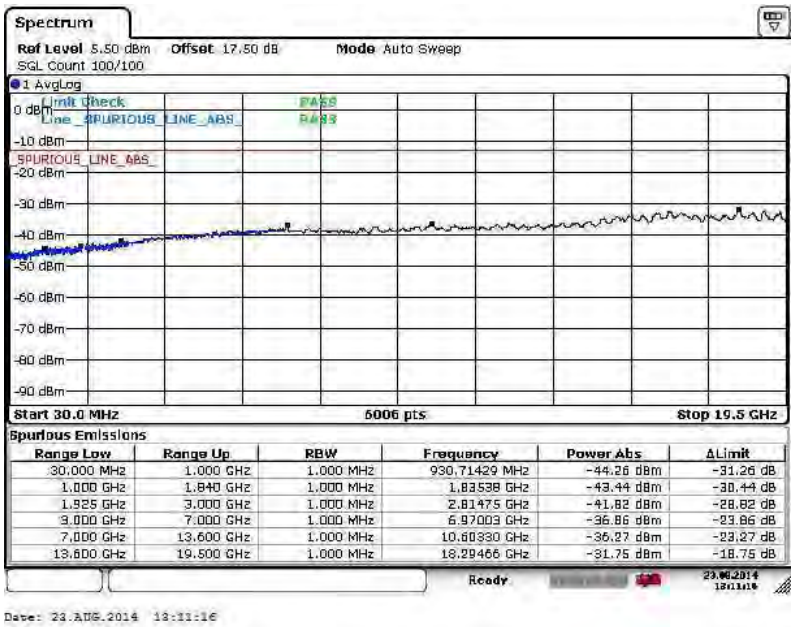

Band :	LTE Band 25	Channel :	CH26140 (Low)
Band Width :	20MHz		

QPSK (RB Size 1, RB Offset 0)

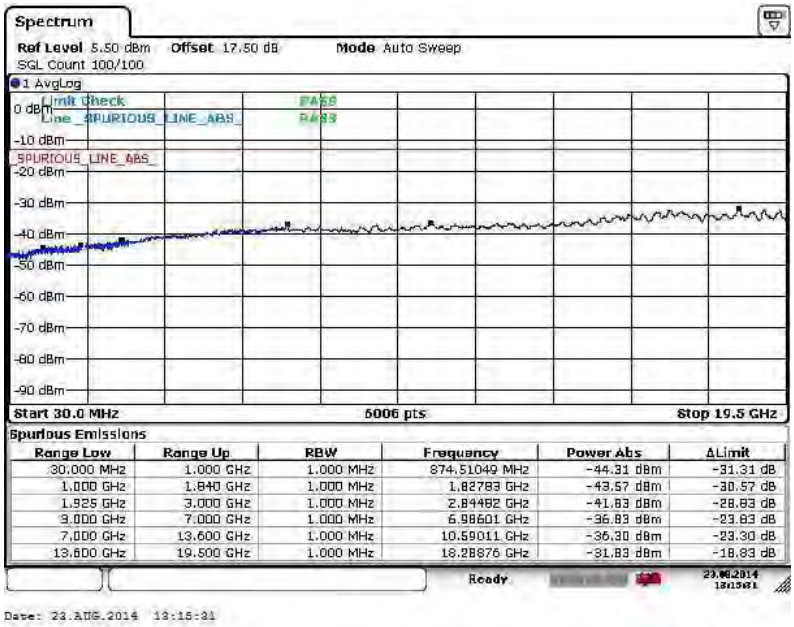

16QAM (RB Size 1, RB Offset 0)

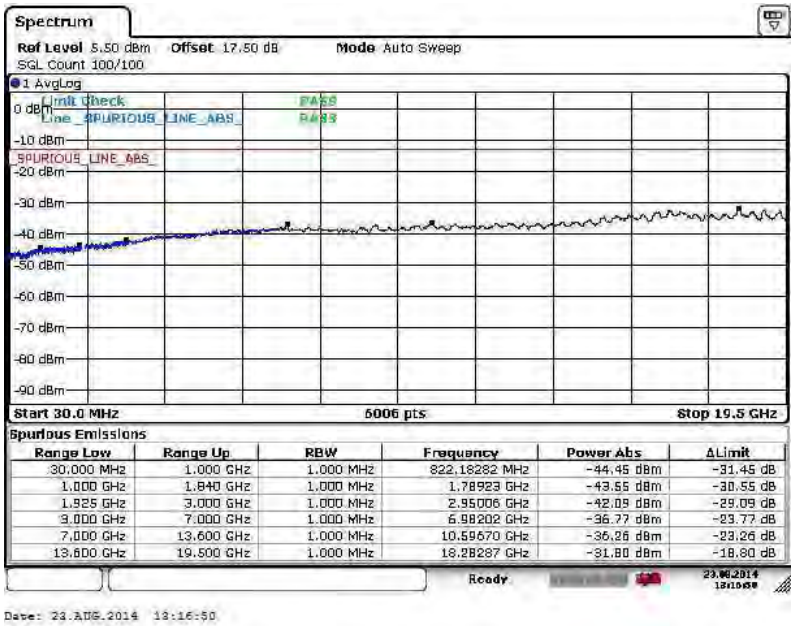

Band :	LTE Band 25	Channel :	CH26365 (Middle)
Band Width :	20MHz		

QPSK (RB Size 1, RB Offset 0)

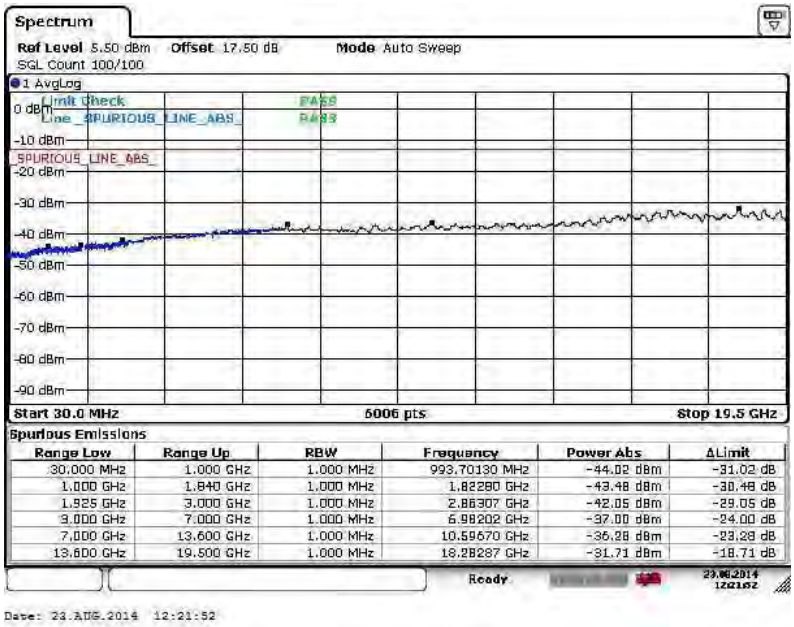

16QAM (RB Size 1, RB Offset 0)

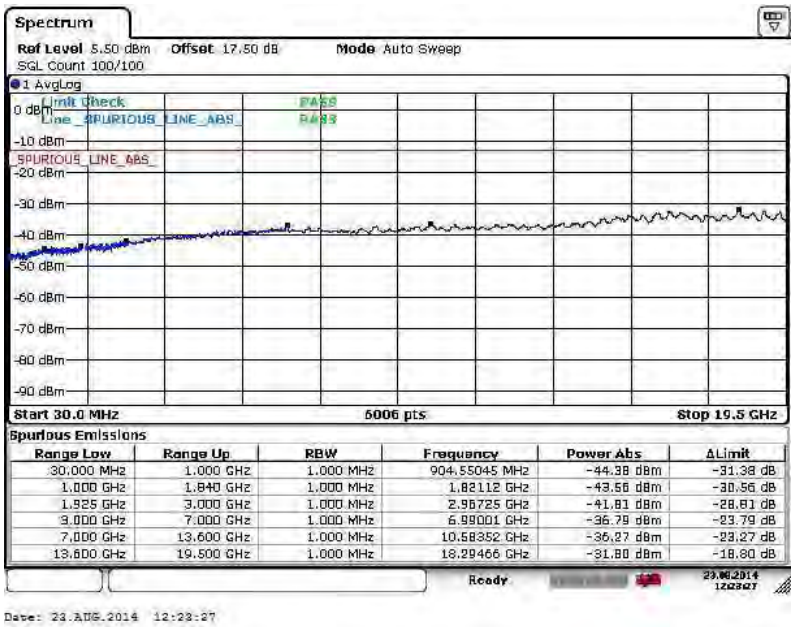

Band :	LTE Band 25	Channel :	CH26590 (High)
Band Width :	20MHz		

QPSK (RB Size 1, RB Offset 0)

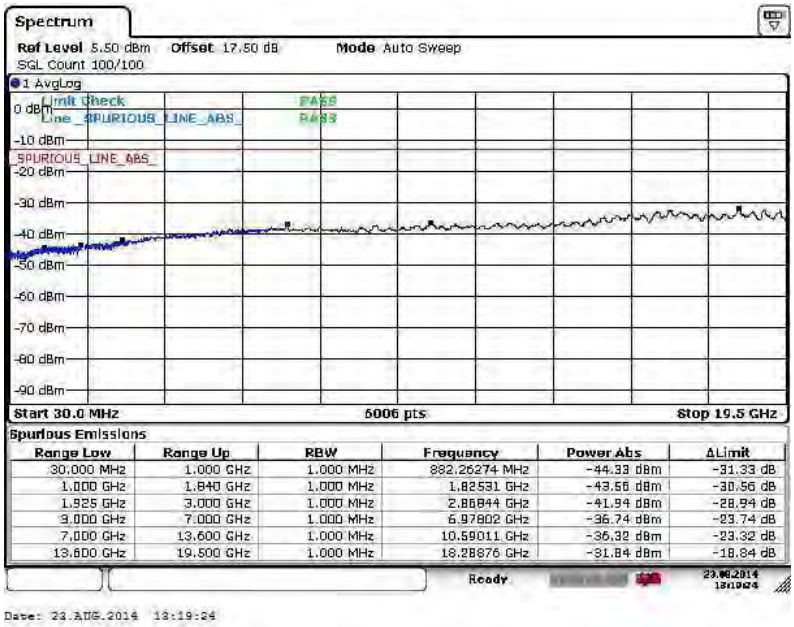

16QAM (RB Size 1, RB Offset 0)

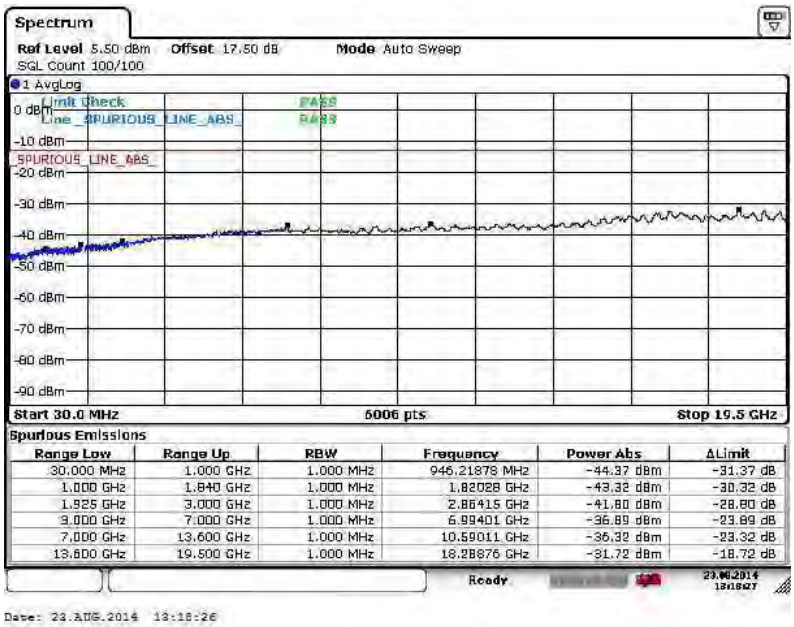

Band :	LTE Band 26	Channel :	CH26797 (Low)
Band Width :	1.4MHz		

QPSK (RB Size 1, RB Offset 0)

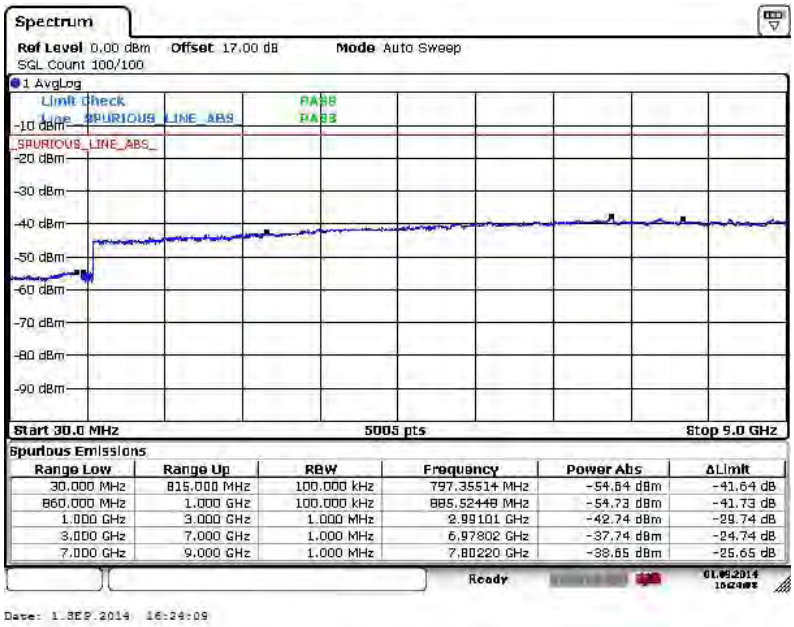

16QAM (RB Size 1, RB Offset 0)

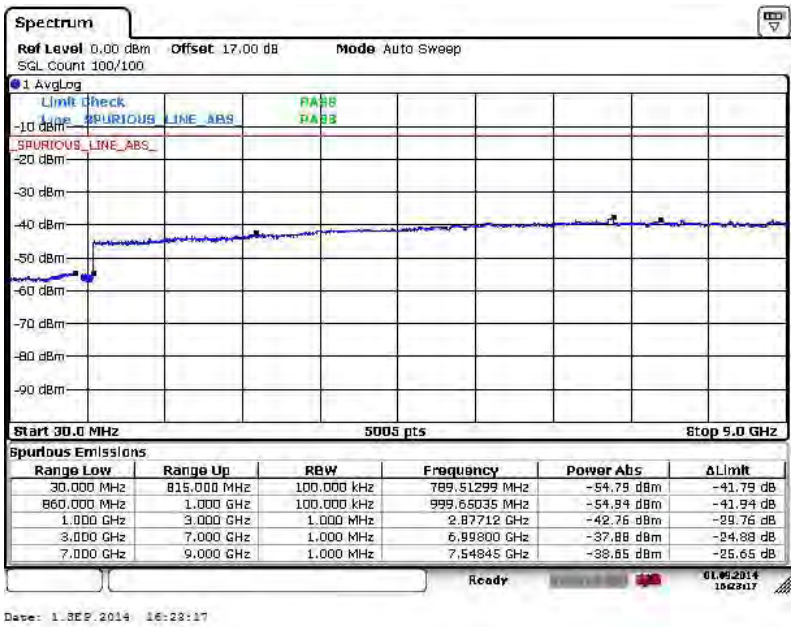

Band :	LTE Band 26	Channel :	CH26915 (Middle)
Band Width :	1.4MHz		

QPSK (RB Size 1, RB Offset 0)

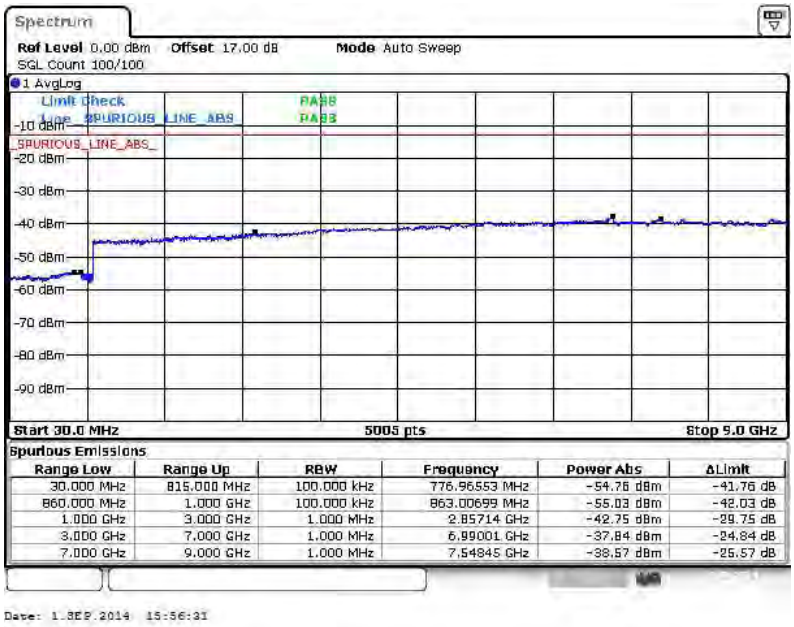

16QAM (RB Size 1, RB Offset 0)

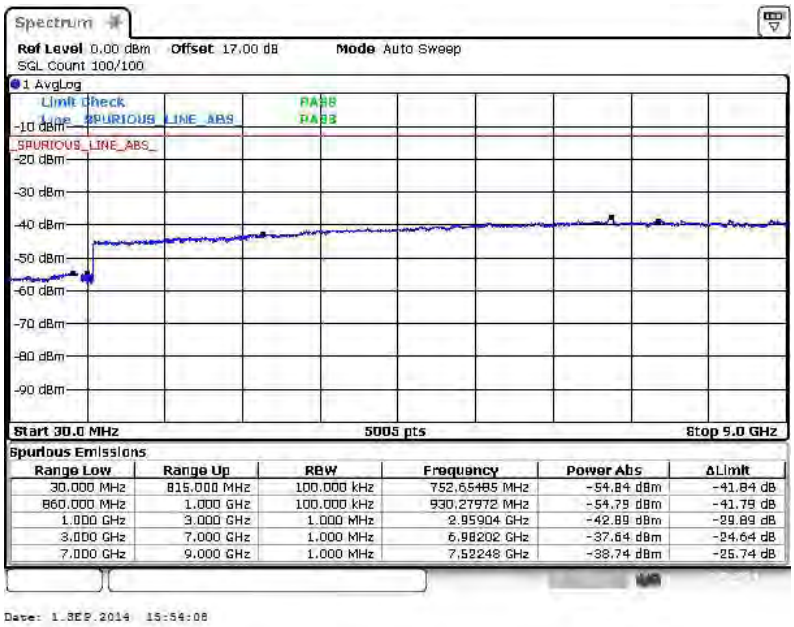

Band :	LTE Band 26	Channel :	CH27033 (High)
Band Width :	1.4MHz		

QPSK (RB Size 1, RB Offset 0)

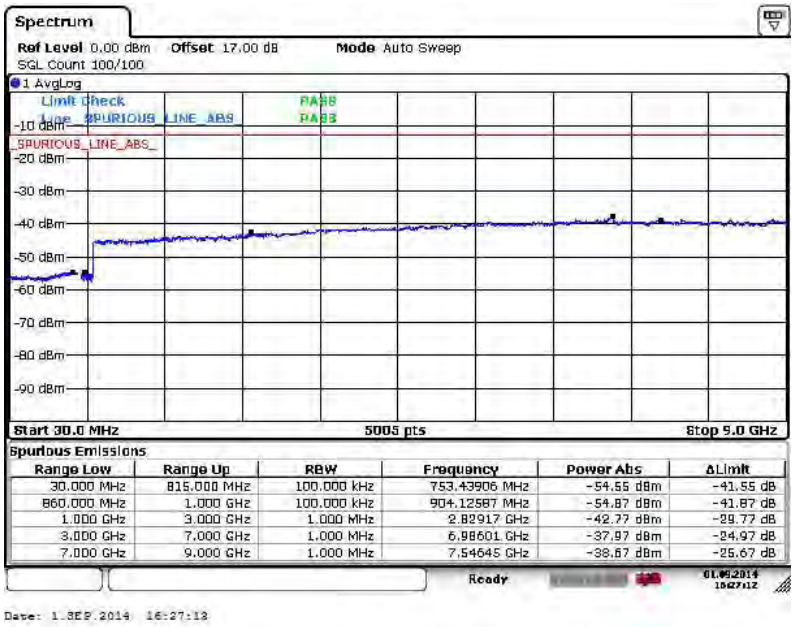

16QAM (RB Size 1, RB Offset 0)

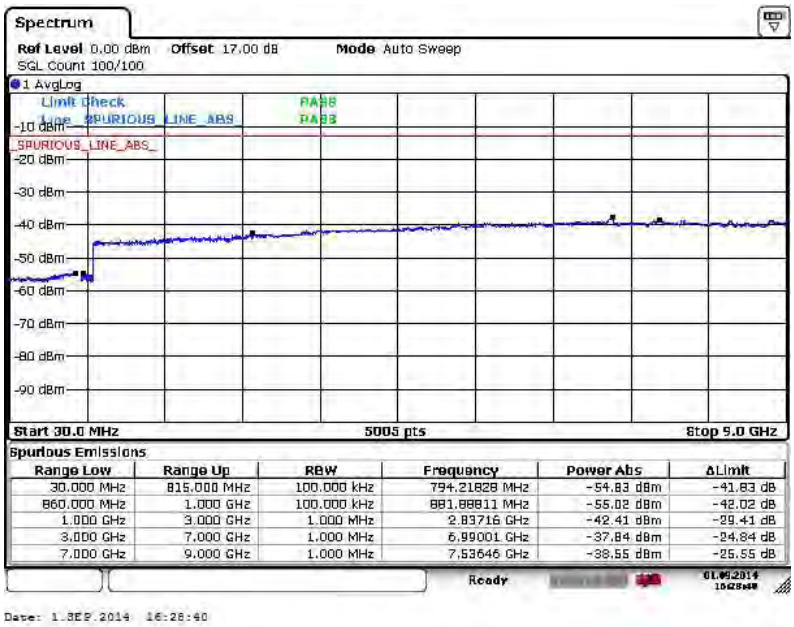

Band :	LTE Band 26	Channel :	CH26805 (Low)
Band Width :	3MHz		

QPSK (RB Size 1, RB Offset 0)

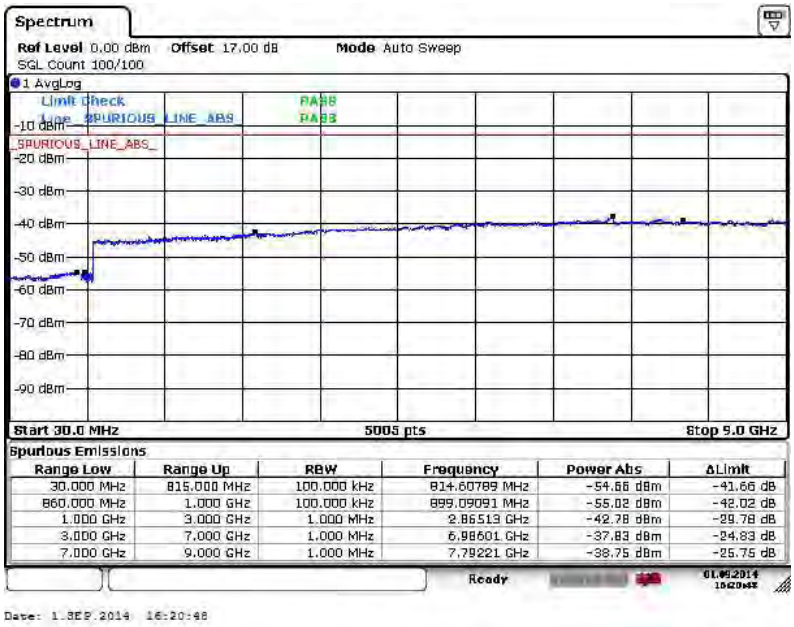

16QAM (RB Size 1, RB Offset 0)

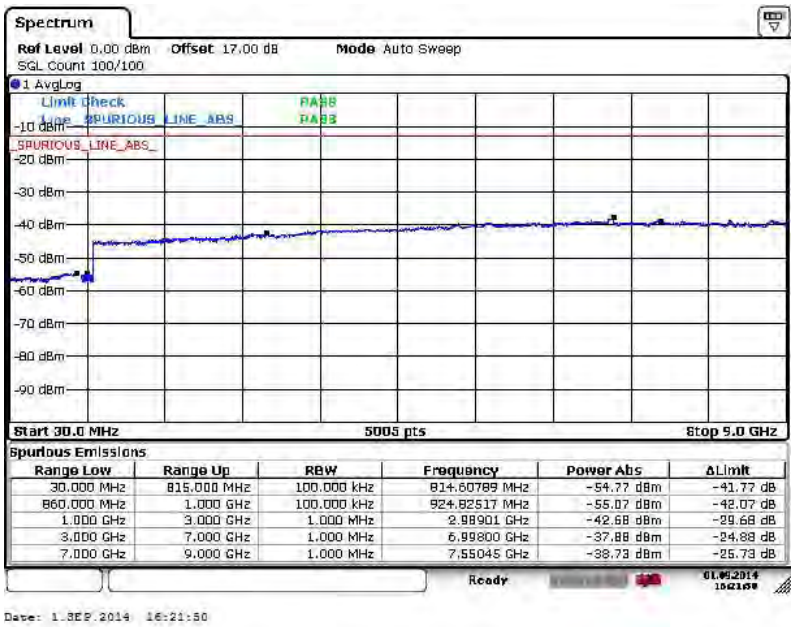

Band :	LTE Band 26	Channel :	CH26915 (Middle)
Band Width :	3MHz		

QPSK (RB Size 1, RB Offset 0)

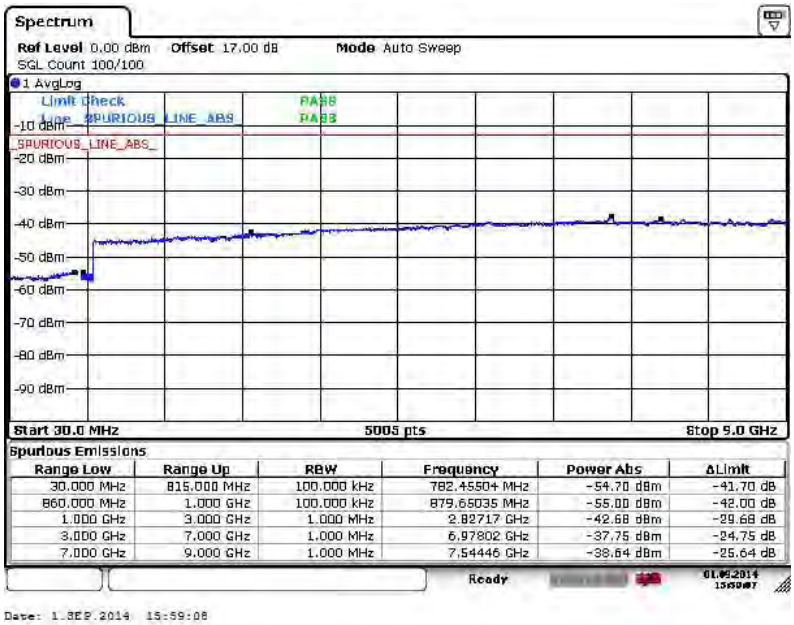

16QAM (RB Size 1, RB Offset 0)

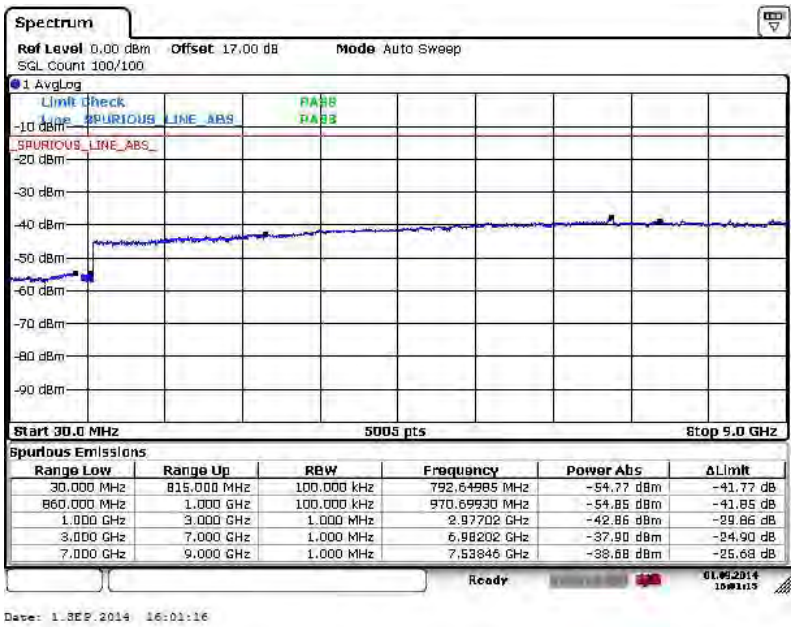

Band :	LTE Band 26	Channel :	CH27025 (High)
Band Width :	3MHz		

QPSK (RB Size 1, RB Offset 0)

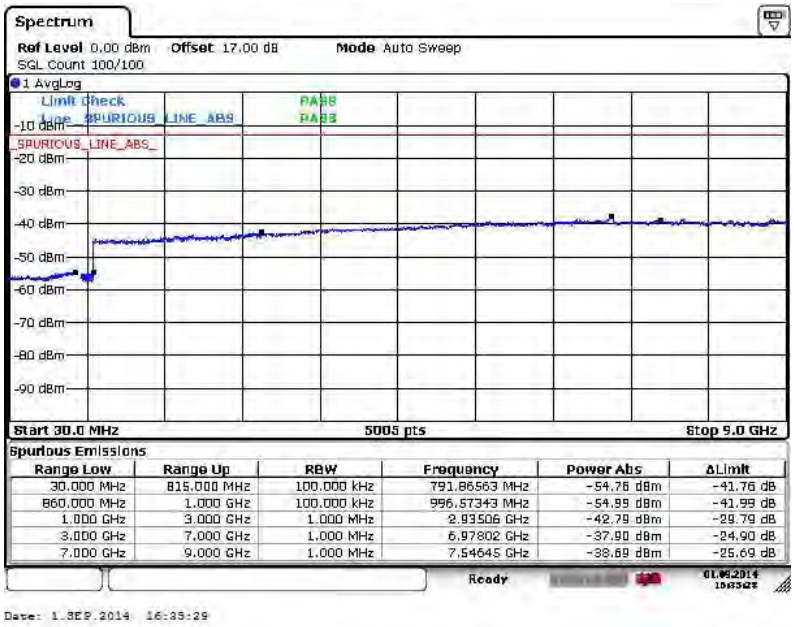

16QAM (RB Size 1, RB Offset 0)

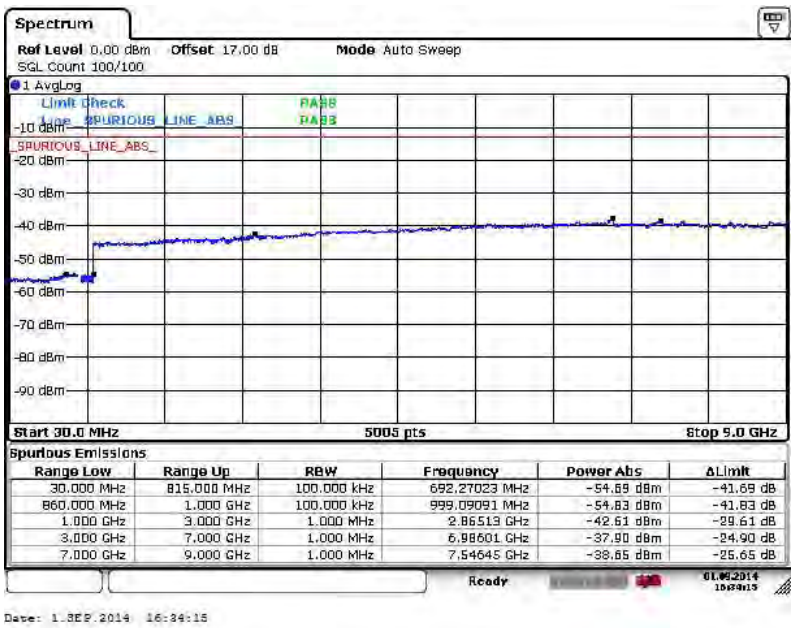

Band :	LTE Band 26	Channel :	CH26815 (Low)
Band Width :	5MHz		

QPSK (RB Size 1, RB Offset 0)

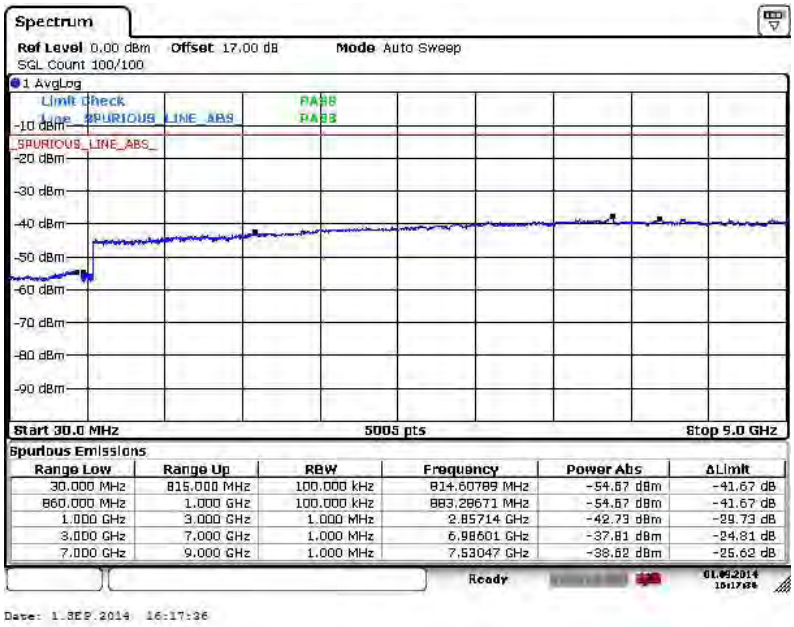

16QAM (RB Size 1, RB Offset 0)

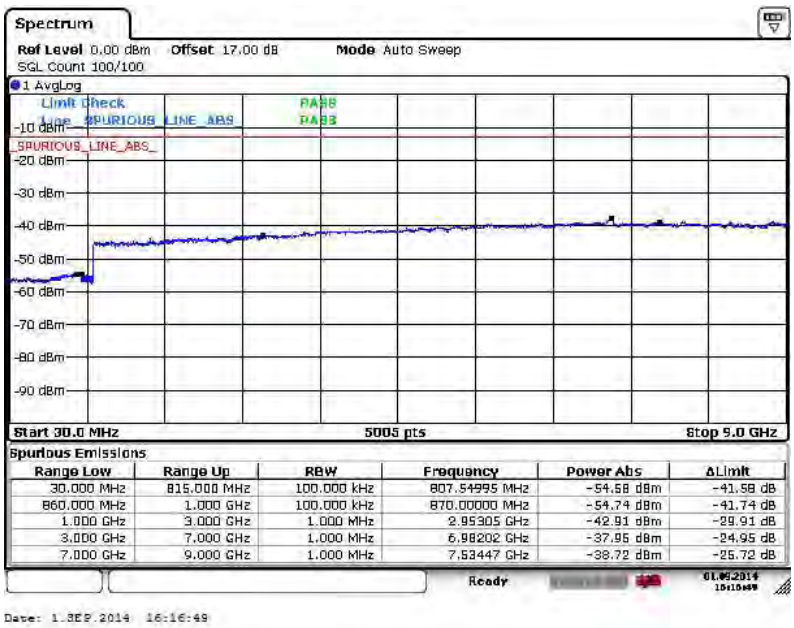

Band :	LTE Band 26	Channel :	CH26915 (Middle)
Band Width :	5MHz		

QPSK (RB Size 1, RB Offset 0)

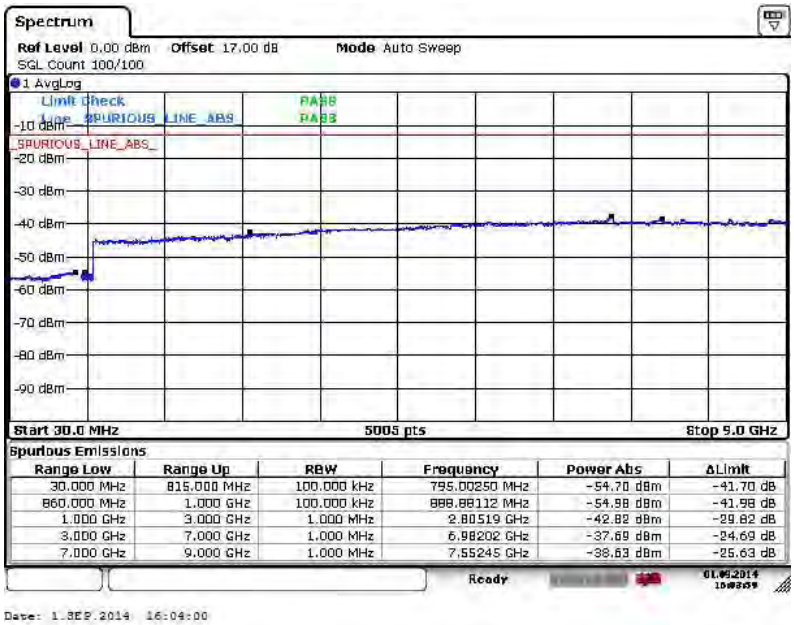

16QAM (RB Size 1, RB Offset 0)

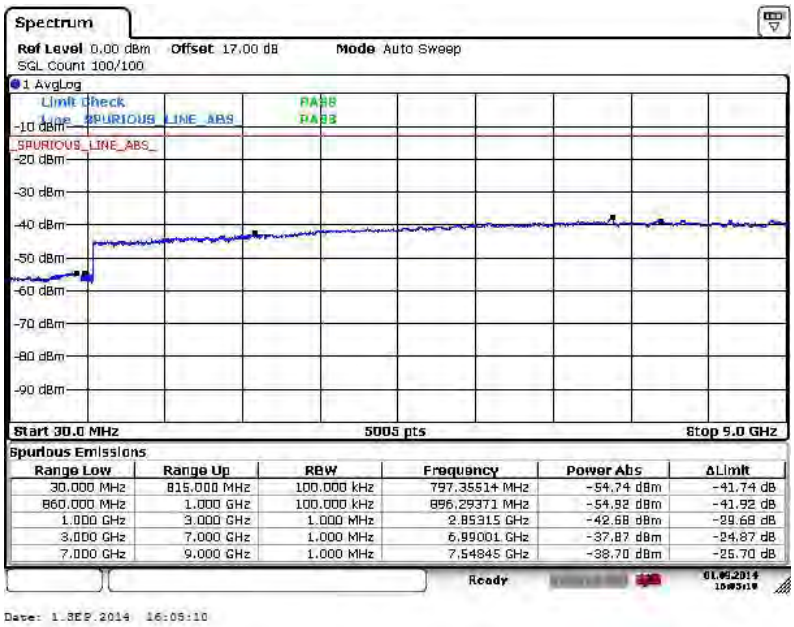

Band :	LTE Band 26	Channel :	CH27015 (High)
Band Width :	5MHz		

QPSK (RB Size 1, RB Offset 0)

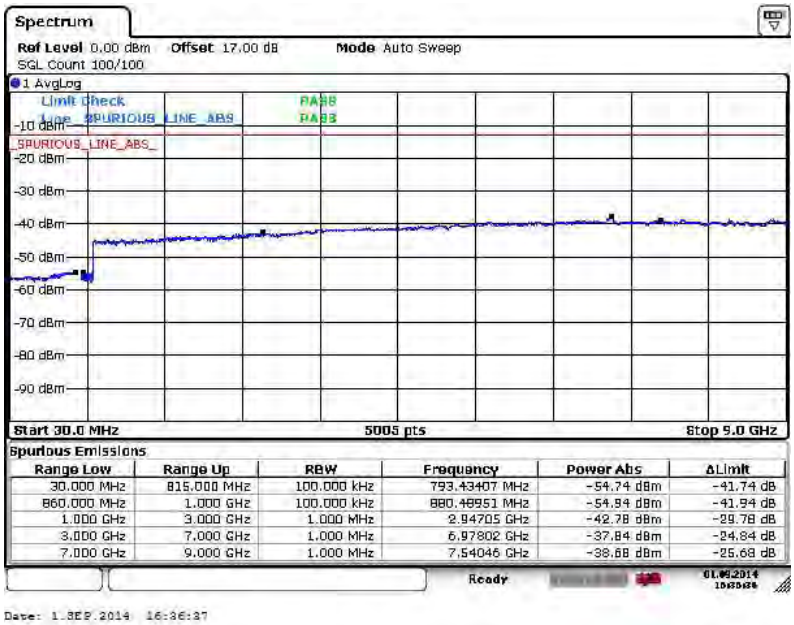

16QAM (RB Size 1, RB Offset 0)

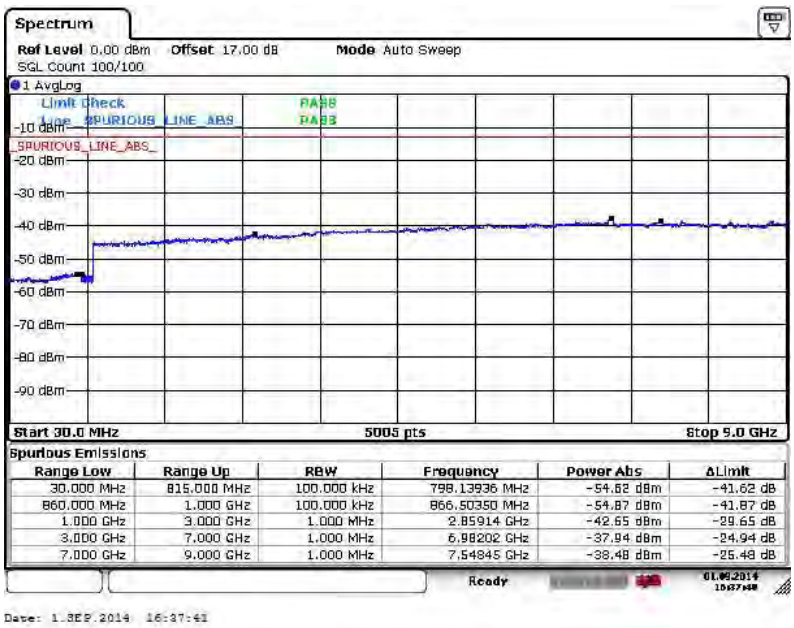

Band :	LTE Band 26	Channel :	CH26840 (Low)
Band Width :	10MHz		

QPSK (RB Size 1, RB Offset 0)

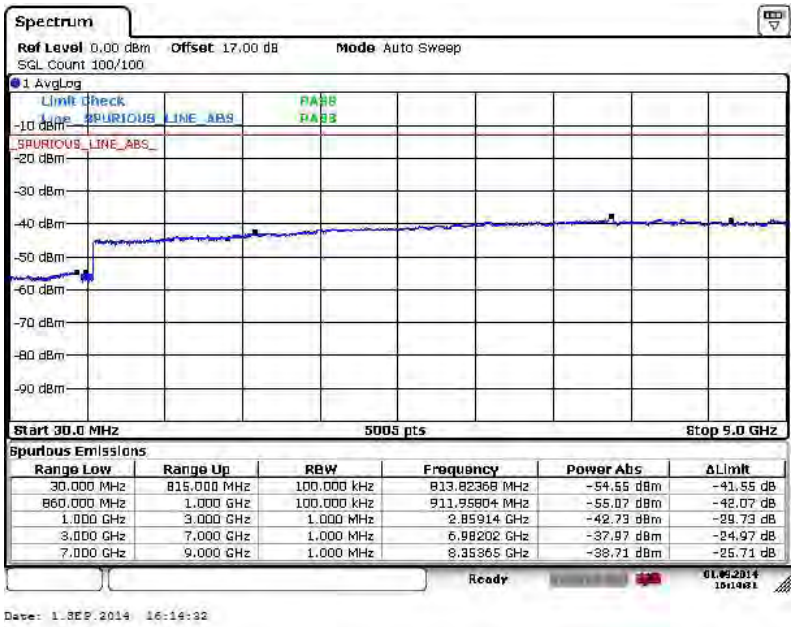

16QAM (RB Size 1, RB Offset 0)

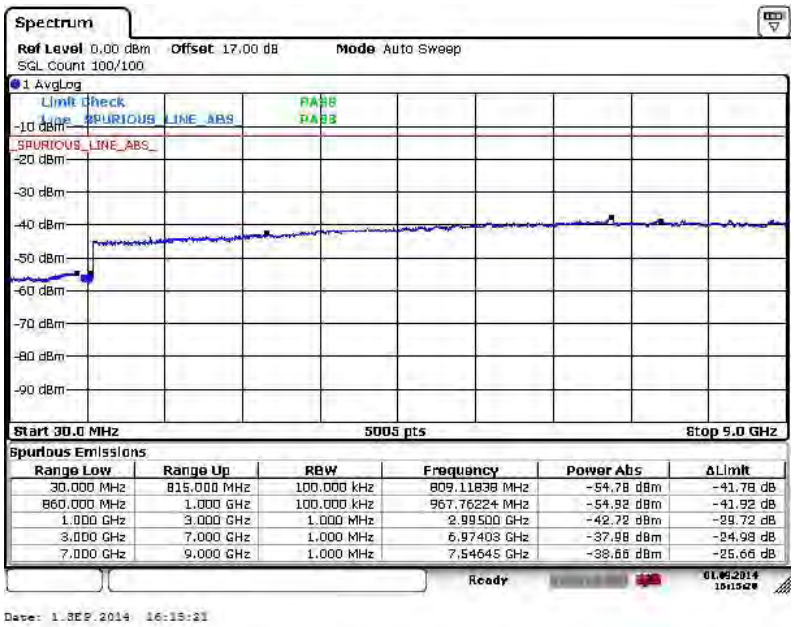

Band :	LTE Band 26	Channel :	CH26915 (Middle)
Band Width :	10MHz		

QPSK (RB Size 1, RB Offset 0)

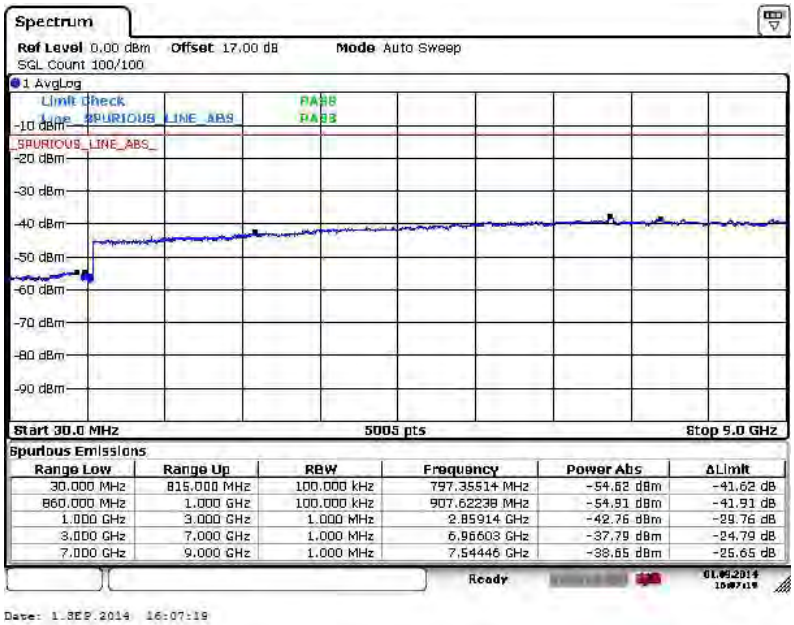

16QAM (RB Size 1, RB Offset 0)

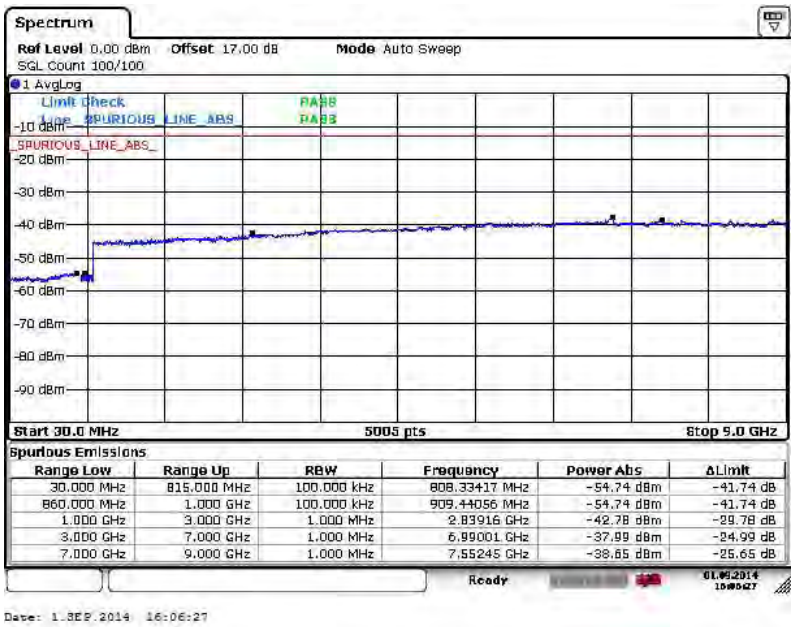

Band :	LTE Band 26	Channel :	CH26990 (High)
Band Width :	10MHz		

QPSK (RB Size 1, RB Offset 0)

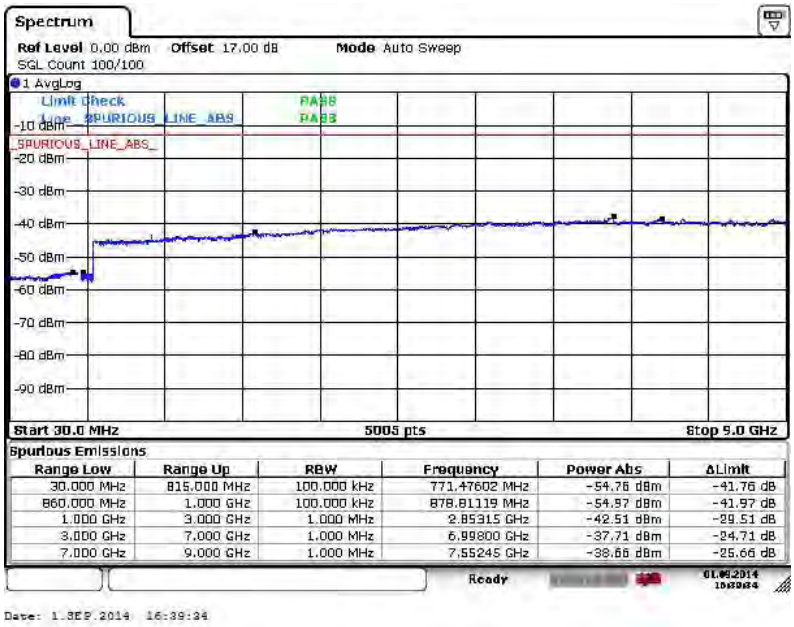

16QAM (RB Size 1, RB Offset 0)

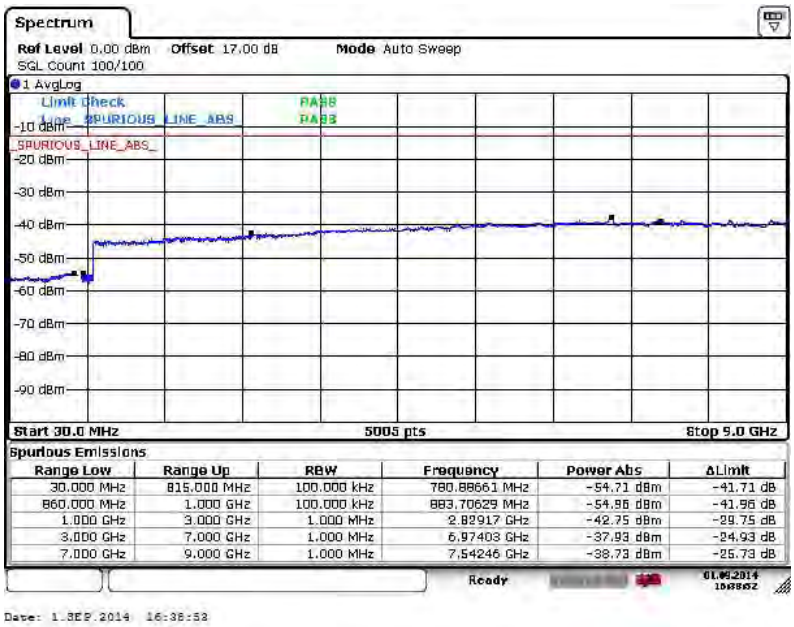

Band :	LTE Band 26	Channel :	CH26865 (Low)
Band Width :	15MHz		

QPSK (RB Size 1, RB Offset 0)

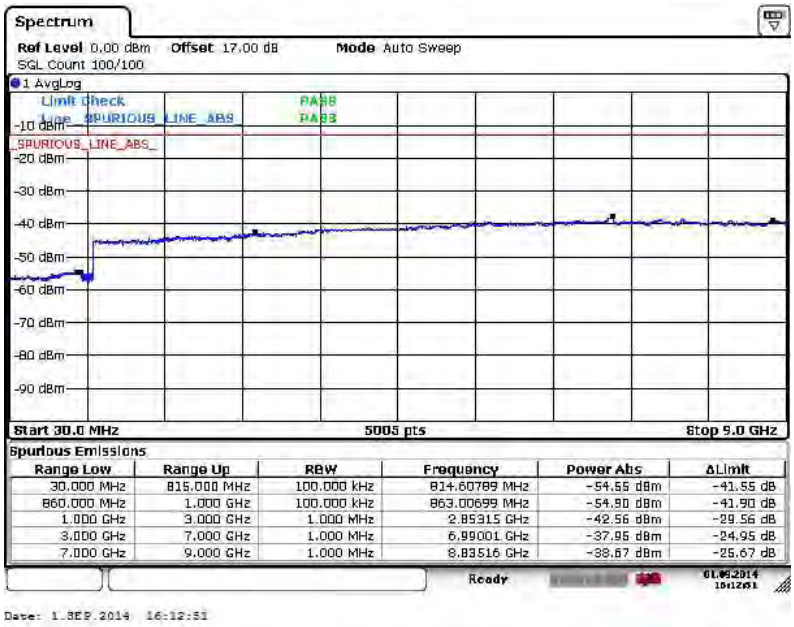

16QAM (RB Size 1, RB Offset 0)

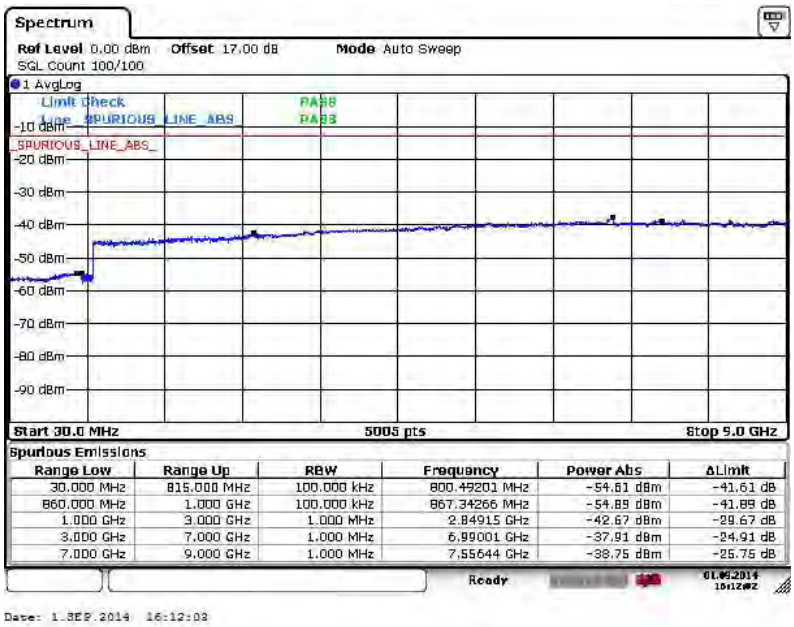

Band :	LTE Band 26	Channel :	CH26915 (Middle)
Band Width :	15MHz		

QPSK (RB Size 1, RB Offset 0)

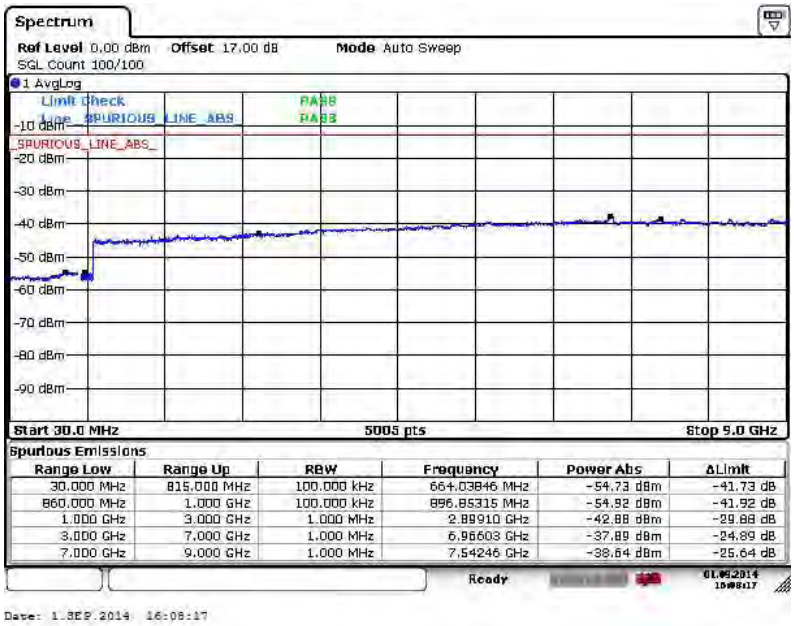

16QAM (RB Size 1, RB Offset 0)

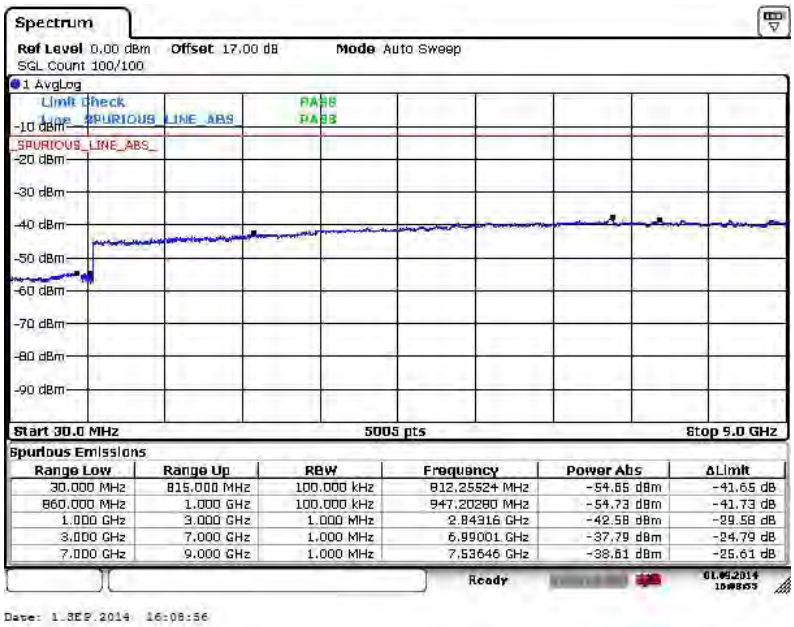

Band :	LTE Band 26	Channel :	CH26965 (High)
Band Width :	15MHz		

QPSK (RB Size 1, RB Offset 0)

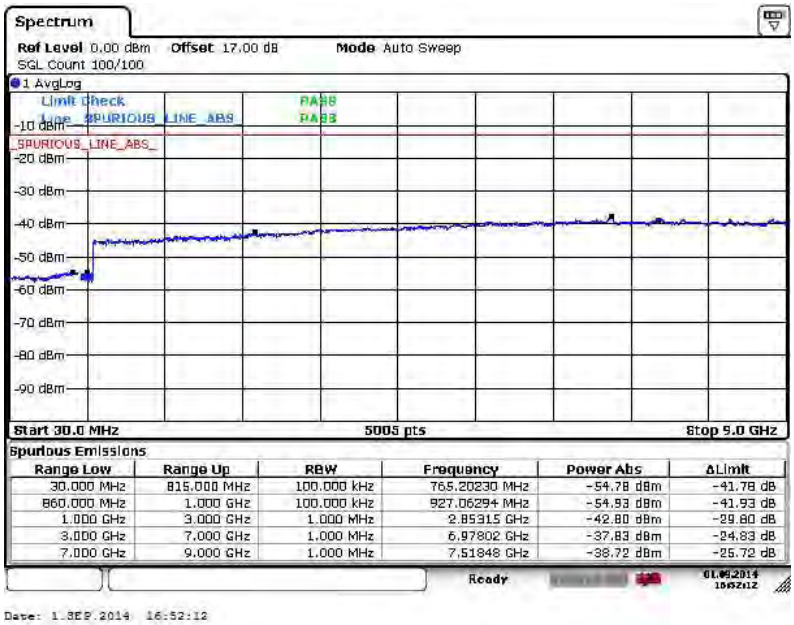

16QAM (RB Size 1, RB Offset 0)

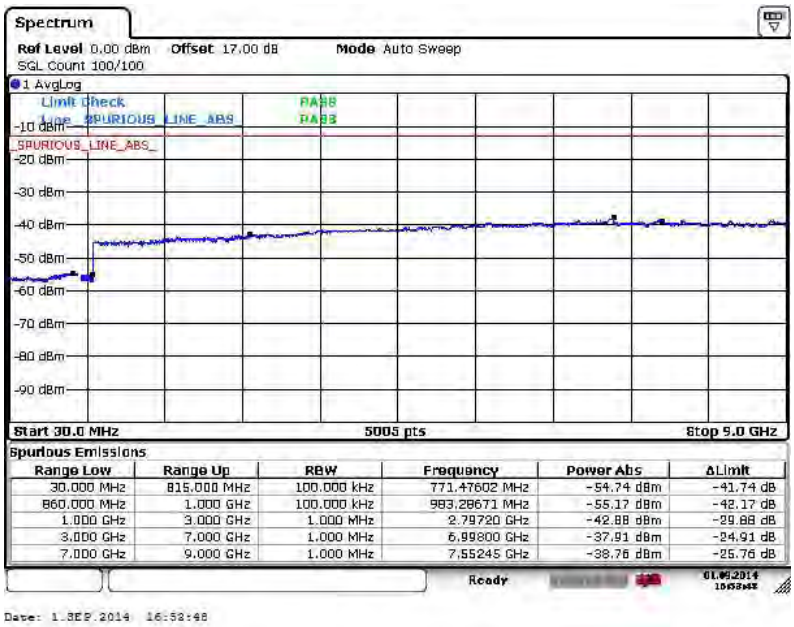

3.7 Radiated Spurious Emission Measurement

3.7.1 Description of Radiated Spurious Emission

The radiated spurious emission was measured by substitution method according to ANSI / TIA / EIA-603-C-2004. The power of any emission outside of the authorized operating frequency ranges must be attenuated below the transmitter power (P) by a factor of at least 43 + 10 log (P) dB.

For Band 7

The power of any emission outside of the authorized operating frequency ranges must be attenuated below the transmitter power (P) by a factor of at least 55 + 10 log (P) dB.

For LTE Band 12,17

For operations in the 746-758 MHz, 775-788 MHz, and 805-806 MHz bands, emissions in the band 1559-1610 MHz shall be limited to −70 dBW/MHz equivalent isotropically radiated power (EIRP) for wideband signals, and −80 dBW EIRP for discrete emissions of less than 700 Hz bandwidth.

The spectrum is scanned from 30 MHz up to a frequency including its 10th harmonic.

3.7.2 Measuring Instruments

The measuring equipment is listed in the section 4 of this test report.

3.7.3 Test Procedures

1. The EUT was placed on a rotatable wooden table with 0.8 meter above ground.
2. The EUT was set 3 meters from the receiving antenna, which was mounted on the antenna tower.
3. The table was rotated 360 degrees to determine the position of the highest spurious emission.
4. The height of the receiving antenna is varied between one meter and four meters to search the maximum spurious emission for both horizontal and vertical polarizations.
5. Make the measurement with the spectrum analyzer's RBW = 1MHz, VBW = 3MHz, taking the record of maximum spurious emission.
6. A horn antenna was substituted in place of the EUT and was driven by a signal generator.
7. Tune the output power of signal generator to the same emission level with EUT maximum spurious emission.
8. Taking the record of output power at antenna port.
9. Repeat step 7 to step 8 for another polarization.
10. The RF fundamental frequency should be excluded against the limit line in the operating frequency band.
    The limit line is derived from 43 + 10log(P)dB below the transmitter power P(Watts)
    = P(W)- [43 + 10log(P)] (dB)
    = [30 + 10log(P)] (dBm) - [43 + 10log(P)] (dB)
    = -13dBm.
    <For Band 7>
    The limit line is derived from 55+ 10log(P)dB below the transmitter power P(Watts)
    = P(W)- [55 + 10log(P)] (dB)
    = [30 + 10log(P)] (dBm) - [55 + 10log(P)] (dB)
    = -25dBm.
11. EIRP (dBm) = S.G. Power – Tx Cable Loss + Tx Antenna Gain
12. ERP (dBm) = EIRP - 2.15

3.7.4 Test Setup

For radiated emissions from 30MHz to 1GHz

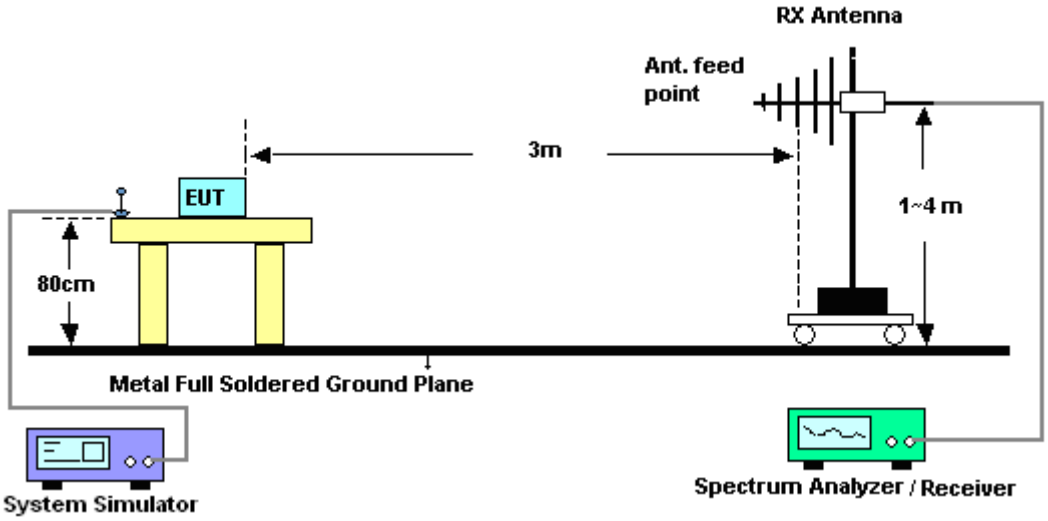

For radiated emissions above 1GHz

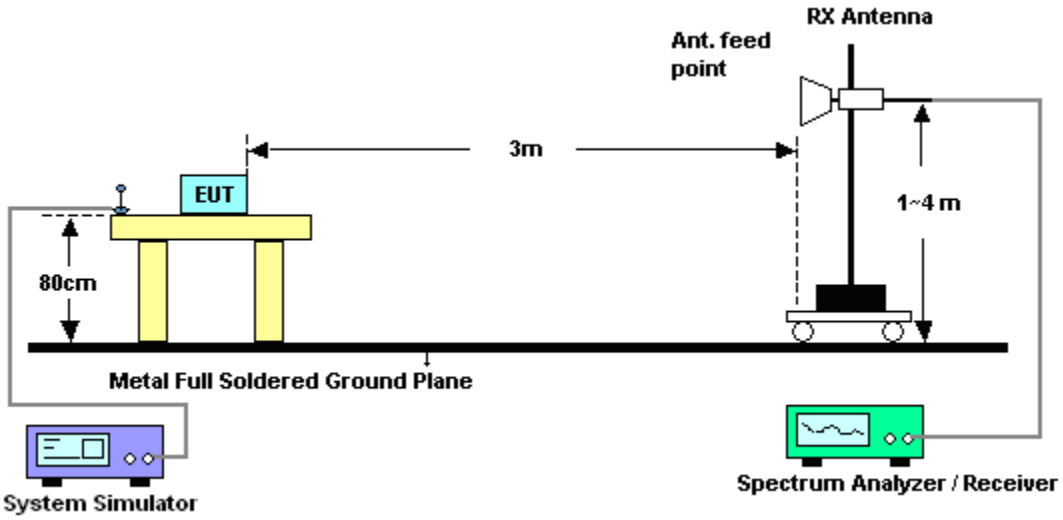

3.7.5 Test Result of Field Strength of Spurious Radiated

Band :	LTE Band 2	**Temperature :**	22~23°C
Test Mode :	1.4MHz QPSK RB Size 1 Offset 0	**Relative Humidity :**	42~43%
Test Engineer :	Star Wei	**Polarization :**	Horizontal
Remark :	Spurious emissions within 30-10th harmonic were found more than 20dB below limit line.		

Frequency (MHz)	EIRP (dBm)	Limit (dBm)	Over Limit (dB)	SPA Reading (dBm)	S.G. Power (dBm)	TX Cable loss (dB)	TX Antenna Gain (dBi)	Polarization (H/V)	Result
3759	-61.71	-13	-48.71	-65.06	-68.09	0.78	7.16	H	Pass
5640	-53.79	-13	-40.79	-63.85	-62.33	1.04	9.58	H	Pass
7518	-54.49	-13	-41.49	-66.03	-64.60	1.35	11.46	H	Pass

Band :	LTE Band 2	**Temperature :**	22~23°C
Test Mode :	1.4MHz QPSK RB Size 1 Offset 0	**Relative Humidity :**	42~43%
Test Engineer :	Star Wei	**Polarization :**	Vertical
Remark :	Spurious emissions within 30-10th harmonic were found more than 20dB below limit line.		

Frequency (MHz)	EIRP (dBm)	Limit (dBm)	Over Limit (dB)	SPA Reading (dBm)	S.G. Power (dBm)	TX Cable loss (dB)	TX Antenna Gain (dBi)	Polarization (H/V)	Result
3759	-57.56	-13	-44.56	-65.96	-63.94	0.78	7.16	V	Pass
5640	-47.66	-13	-34.66	-61.51	-56.20	1.04	9.58	V	Pass
7515	-52.38	-13	-39.38	-66.47	-62.49	1.35	11.46	V	Pass

Band :	LTE Band 2	**Temperature :**	22~23°C
Test Mode :	3MHz QPSK RB Size 1 Offset 0	**Relative Humidity :**	42~43%
Test Engineer :	Star Wei	**Polarization :**	Horizontal
Remark :	Spurious emissions within 30-10th harmonic were found more than 20dB below limit line.		

Frequency (MHz)	EIRP (dBm)	Limit (dBm)	Over Limit (dB)	SPA Reading (dBm)	S.G. Power (dBm)	TX Cable loss (dB)	TX Antenna Gain (dBi)	Polarization (H/V)	Result
3756	-62.77	-13	-49.77	-66.12	-69.15	0.78	7.16	H	Pass
5637	-52.62	-13	-39.62	-62.68	-61.16	1.04	9.58	H	Pass
7515	-54.72	-13	-41.72	-66.26	-64.83	1.35	11.46	H	Pass

Band :	LTE Band 2	**Temperature :**	22~23°C
Test Mode :	3MHz QPSK RB Size 1 Offset 0	**Relative Humidity :**	42~43%
Test Engineer :	Star Wei	**Polarization :**	Vertical
Remark :	Spurious emissions within 30-10th harmonic were found more than 20dB below limit line.		

Frequency (MHz)	EIRP (dBm)	Limit (dBm)	Over Limit (dB)	SPA Reading (dBm)	S.G. Power (dBm)	TX Cable loss (dB)	TX Antenna Gain (dBi)	Polarization (H/V)	Result
3756	-57.45	-13	-44.45	-65.85	-63.83	0.78	7.16	V	Pass
5637	-47.83	-13	-34.83	-61.62	-56.37	1.04	9.58	V	Pass
7515	-52.47	-13	-39.47	-66.56	-62.58	1.35	11.46	V	Pass

Band :	LTE Band 2	**Temperature :**	22~23°C
Test Mode :	5MHz QPSK RB Size 1 Offset 0	**Relative Humidity :**	42~43%
Test Engineer :	Star Wei	**Polarization :**	Horizontal
Remark :	Spurious emissions within 30-10th harmonic were found more than 20dB below limit line.		

Frequency (MHz)	EIRP (dBm)	Limit (dBm)	Over Limit (dB)	SPA Reading (dBm)	S.G. Power (dBm)	TX Cable loss (dB)	TX Antenna Gain (dBi)	Polarization (H/V)	Result
3756	-61.01	-13	-48.01	-64.36	-67.39	0.78	7.16	H	Pass
5634	-53.67	-13	-40.67	-63.73	-62.21	1.04	9.58	H	Pass
7509	-55.14	-13	-42.14	-66.68	-65.25	1.35	11.46	H	Pass

Band :	LTE Band 2	**Temperature :**	22~23°C
Test Mode :	5MHz QPSK RB Size 1 Offset 0	**Relative Humidity :**	42~43%
Test Engineer :	Star Wei	**Polarization :**	Vertical
Remark :	Spurious emissions within 30-10th harmonic were found more than 20dB below limit line.		

Frequency (MHz)	EIRP (dBm)	Limit (dBm)	Over Limit (dB)	SPA Reading (dBm)	S.G. Power (dBm)	TX Cable loss (dB)	TX Antenna Gain (dBi)	Polarization (H/V)	Result
3756	-56.71	-13	-43.71	-65.11	-63.09	0.78	7.16	V	Pass
5634	-47.68	-13	-34.68	-61.52	-56.22	1.04	9.58	V	Pass
7509	-52.26	-13	-39.26	-66.35	-62.37	1.35	11.46	V	Pass

Band :	LTE Band 2	**Temperature :**	22~23°C
Test Mode :	10MHz QPSK RB Size 1 Offset 0	**Relative Humidity :**	42~43%
Test Engineer :	Star Wei	**Polarization :**	Horizontal
Remark :	Spurious emissions within 30-10th harmonic were found more than 20dB below limit line.		

Frequency (MHz)	EIRP (dBm)	Limit (dBm)	Over Limit (dB)	SPA Reading (dBm)	S.G. Power (dBm)	TX Cable loss (dB)	TX Antenna Gain (dBi)	Polarization (H/V)	Result
3750	-59.77	-13	-46.77	-63.12	-66.15	0.78	7.16	H	Pass
5628	-48.16	-13	-35.16	-59.73	-56.70	1.04	9.58	H	Pass
7500	-54.33	-13	-41.33	-65.87	-64.44	1.35	11.46	H	Pass

Band :	LTE Band 2	**Temperature :**	22~23°C
Test Mode :	10MHz QPSK RB Size 1 Offset 0	**Relative Humidity :**	42~43%
Test Engineer :	Star Wei	**Polarization :**	Vertical
Remark :	Spurious emissions within 30-10th harmonic were found more than 20dB below limit line.		

Frequency (MHz)	EIRP (dBm)	Limit (dBm)	Over Limit (dB)	SPA Reading (dBm)	S.G. Power (dBm)	TX Cable loss (dB)	TX Antenna Gain (dBi)	Polarization (H/V)	Result
3750	-56.39	-13	-43.39	-64.79	-62.77	0.78	7.16	V	Pass
5628	-47.80	-13	-34.80	-61.6	-56.34	1.04	9.58	V	Pass
7500	-51.86	-13	-38.86	-65.95	-61.97	1.35	11.46	V	Pass

Band :	LTE Band 2	**Temperature :**	22~23°C
Test Mode :	15MHz QPSK RB Size 1 Offset 0	**Relative Humidity :**	42~43%
Test Engineer :	Star Wei	**Polarization :**	Horizontal
Remark :	Spurious emissions within 30-10th harmonic were found more than 20dB below limit line.		

Frequency (MHz)	EIRP (dBm)	Limit (dBm)	Over Limit (dB)	SPA Reading (dBm)	S.G. Power (dBm)	TX Cable loss (dB)	TX Antenna Gain (dBi)	Polarization (H/V)	Result
3744	-62.63	-13	-49.63	-65.98	-69.01	0.78	7.16	H	Pass
5622	-54.27	-13	-41.27	-64.33	-62.81	1.04	9.58	H	Pass
7491	-54.38	-13	-41.38	-65.92	-64.49	1.35	11.46	H	Pass

Band :	LTE Band 2	**Temperature :**	22~23°C
Test Mode :	15MHz QPSK RB Size 1 Offset 0	**Relative Humidity :**	42~43%
Test Engineer :	Star Wei	**Polarization :**	Vertical
Remark :	Spurious emissions within 30-10th harmonic were found more than 20dB below limit line.		

Frequency (MHz)	EIRP (dBm)	Limit (dBm)	Over Limit (dB)	SPA Reading (dBm)	S.G. Power (dBm)	TX Cable loss (dB)	TX Antenna Gain (dBi)	Polarization (H/V)	Result
3744	-56.52	-13	-43.52	-64.92	-62.90	0.78	7.16	V	Pass
5622	-50.51	-13	-37.51	-63.16	-59.05	1.04	9.58	V	Pass
7491	-51.66	-13	-38.66	-65.75	-61.77	1.35	11.46	V	Pass

Band :	LTE Band 2	**Temperature :**	22~23°C
Test Mode :	20MHz QPSK RB Size 1 Offset 0	**Relative Humidity :**	42~43%
Test Engineer :	Star Wei	**Polarization :**	Horizontal
Remark :	Spurious emissions within 30-10th harmonic were found more than 20dB below limit line.		

Frequency (MHz)	EIRP (dBm)	Limit (dBm)	Over Limit (dB)	SPA Reading (dBm)	S.G. Power (dBm)	TX Cable loss (dB)	TX Antenna Gain (dBi)	Polarization (H/V)	Result
3741	-59.34	-13	-46.34	-62.69	-65.72	0.78	7.16	H	Pass
5616	-53.71	-13	-40.71	-63.77	-62.25	1.04	9.58	H	Pass
7479	-53.62	-13	-40.62	-65.16	-63.73	1.35	11.46	H	Pass

Band :	LTE Band 2	**Temperature :**	22~23°C
Test Mode :	20MHz QPSK RB Size 1 Offset 0	**Relative Humidity :**	42~43%
Test Engineer :	Star Wei	**Polarization :**	Vertical
Remark :	Spurious emissions within 30-10th harmonic were found more than 20dB below limit line.		

Frequency (MHz)	EIRP (dBm)	Limit (dBm)	Over Limit (dB)	SPA Reading (dBm)	S.G. Power (dBm)	TX Cable loss (dB)	TX Antenna Gain (dBi)	Polarization (H/V)	Result
3741	-52.83	-13	-39.83	-61.23	-59.21	0.78	7.16	V	Pass
5616	-49.36	-13	-36.36	-62.28	-57.90	1.04	9.58	V	Pass
7479	-51.64	-13	-38.64	-65.73	-61.75	1.35	11.46	V	Pass

Band :	LTE Band 4	**Temperature :**	22~23°C
Test Mode :	1.4MHz QPSK RB Size 1 Offset 0	**Relative Humidity :**	42~43%
Test Engineer :	Star Wei	**Polarization :**	Horizontal
Remark :	Spurious emissions within 30-10th harmonic were found more than 20dB below limit line.		

Frequency (MHz)	EIRP (dBm)	Limit (dBm)	Over Limit (dB)	SPA Reading (dBm)	S.G. Power (dBm)	TX Cable loss (dB)	TX Antenna Gain (dBi)	Polarization (H/V)	Result
3462	-62.29	-13	-49.29	-64.52	-67.69	2.2	7.60	H	Pass
5196	-37.75	-13	-24.75	-54.10	-44.53	3.12	9.90	H	Pass
6924	-58.43	-13	-45.43	-66.72	-66.32	2.98	10.87	H	Pass

Band :	LTE Band 4	**Temperature :**	22~23°C
Test Mode :	1.4MHz QPSK RB Size 1 Offset 0	**Relative Humidity :**	42~43%
Test Engineer :	Star Wei	**Polarization :**	Vertical
Remark :	Spurious emissions within 30-10th harmonic were found more than 20dB below limit line.		

Frequency (MHz)	EIRP (dBm)	Limit (dBm)	Over Limit (dB)	SPA Reading (dBm)	S.G. Power (dBm)	TX Cable loss (dB)	TX Antenna Gain (dBi)	Polarization (H/V)	Result
3462	-63.20	-13	-50.20	-64.22	-68.60	2.2	7.6	V	Pass
5196	-48.13	-13	-35.13	-59.74	-54.91	3.12	9.9	V	Pass
6924	-56.36	-13	-43.36	-66.88	-64.25	2.98	10.87	V	Pass

Band :	LTE Band 4	**Temperature :**	22~23°C
Test Mode :	3MHz QPSK RB Size 1 Offset 0	**Relative Humidity :**	42~43%
Test Engineer :	Star Wei	**Polarization :**	Horizontal
Remark :	Spurious emissions within 30-10th harmonic were found more than 20dB below limit line.		

Frequency (MHz)	EIRP (dBm)	Limit (dBm)	Over Limit (dB)	SPA Reading (dBm)	S.G. Power (dBm)	TX Cable loss (dB)	TX Antenna Gain (dBi)	Polarization (H/V)	Result
3462	-61.32	-13	-48.32	-63.55	-66.72	2.2	7.60	H	Pass
5196	-37.82	-13	-24.82	-54.17	-44.60	3.12	9.90	H	Pass
6924	-58.86	-13	-45.86	-67.15	-66.75	2.98	10.87	H	Pass

Band :	LTE Band 4	**Temperature :**	22~23°C
Test Mode :	3MHz QPSK RB Size 1 Offset 0	**Relative Humidity :**	42~43%
Test Engineer :	Star Wei	**Polarization :**	Vertical
Remark :	Spurious emissions within 30-10th harmonic were found more than 20dB below limit line.		

Frequency (MHz)	EIRP (dBm)	Limit (dBm)	Over Limit (dB)	SPA Reading (dBm)	S.G. Power (dBm)	TX Cable loss (dB)	TX Antenna Gain (dBi)	Polarization (H/V)	Result
3462	-63.38	-13	-50.38	-64.4	-68.78	2.2	7.6	V	Pass
5196	-51.51	-13	-38.51	-61.4	-58.29	3.12	9.9	V	Pass
6924	-55.46	-13	-42.46	-65.98	-63.35	2.98	10.87	V	Pass

Band :	LTE Band 4	**Temperature :**	22~23°C
Test Mode :	5MHz QPSK RB Size 1 Offset 0	**Relative Humidity :**	42~43%
Test Engineer :	Star Wei	**Polarization :**	Horizontal
Remark :	Spurious emissions within 30-10th harmonic were found more than 20dB below limit line.		

Frequency (MHz)	EIRP (dBm)	Limit (dBm)	Over Limit (dB)	SPA Reading (dBm)	S.G. Power (dBm)	TX Cable loss (dB)	TX Antenna Gain (dBi)	Polarization (H/V)	Result
3459	-62.08	-13	-49.08	-64.31	-67.48	2.2	7.60	H	Pass
5193	-36.04	-13	-23.04	-52.48	-42.82	3.12	9.90	H	Pass
6921	-58.70	-13	-45.70	-66.99	-66.59	2.98	10.87	H	Pass

Band :	LTE Band 4	**Temperature :**	22~23°C
Test Mode :	5MHz QPSK RB Size 1 Offset 0	**Relative Humidity :**	42~43%
Test Engineer :	Star Wei	**Polarization :**	Vertical
Remark :	Spurious emissions within 30-10th harmonic were found more than 20dB below limit line.		

Frequency (MHz)	EIRP (dBm)	Limit (dBm)	Over Limit (dB)	SPA Reading (dBm)	S.G. Power (dBm)	TX Cable loss (dB)	TX Antenna Gain (dBi)	Polarization (H/V)	Result
3459	-63.61	-13	-50.61	-64.63	-69.01	2.2	7.6	V	Pass
5193	-57.21	-13	-44.21	-65.18	-63.99	3.12	9.9	V	Pass
6921	-56.49	-13	-43.49	-67.01	-64.38	2.98	10.87	V	Pass

Band :	LTE Band 4	**Temperature :**	22~23°C
Test Mode :	10MHz QPSK RB Size 1 Offset 0	**Relative Humidity :**	42~43%
Test Engineer :	Star Wei	**Polarization :**	Horizontal
Remark :	Spurious emissions within 30-10th harmonic were found more than 20dB below limit line.		

Frequency (MHz)	EIRP (dBm)	Limit (dBm)	Over Limit (dB)	SPA Reading (dBm)	S.G. Power (dBm)	TX Cable loss (dB)	TX Antenna Gain (dBi)	Polarization (H/V)	Result
3456	-61.38	-13	-48.38	-63.61	-66.78	2.2	7.60	H	Pass
5184	-36.09	-13	-23.09	-52.53	-42.87	3.12	9.90	H	Pass
6912	-57.86	-13	-44.86	-66.15	-65.75	2.98	10.87	H	Pass

Band :	LTE Band 4	**Temperature :**	22~23°C
Test Mode :	10MHz QPSK RB Size 1 Offset 0	**Relative Humidity :**	42~43%
Test Engineer :	Star Wei	**Polarization :**	Vertical
Remark :	Spurious emissions within 30-10th harmonic were found more than 20dB below limit line.		

Frequency (MHz)	EIRP (dBm)	Limit (dBm)	Over Limit (dB)	SPA Reading (dBm)	S.G. Power (dBm)	TX Cable loss (dB)	TX Antenna Gain (dBi)	Polarization (H/V)	Result
3456	-62.91	-13	-49.91	-63.93	-68.31	2.2	7.6	V	Pass
5184	-46.86	-13	-33.86	-58.7	-53.64	3.12	9.9	V	Pass
6912	-55.56	-13	-42.56	-66.08	-63.45	2.98	10.87	V	Pass

Band :	LTE Band 4	**Temperature :**	22~23°C
Test Mode :	15MHz QPSK RB Size 1 Offset 0	**Relative Humidity :**	42~43%
Test Engineer :	Star Wei	**Polarization :**	Horizontal
Remark :	Spurious emissions within 30-10th harmonic were found more than 20dB below limit line.		

Frequency (MHz)	EIRP (dBm)	Limit (dBm)	Over Limit (dB)	SPA Reading (dBm)	S.G. Power (dBm)	TX Cable loss (dB)	TX Antenna Gain (dBi)	Polarization (H/V)	Result
3450	-60.78	-13	-47.78	-63.01	-66.18	2.2	7.60	H	Pass
5178	-42.32	-13	-29.32	-57.61	-49.10	3.12	9.90	H	Pass
6900	-58.21	-13	-45.21	-66.50	-66.10	2.98	10.87	H	Pass

Band :	LTE Band 4	**Temperature :**	22~23°C
Test Mode :	15MHz QPSK RB Size 1 Offset 0	**Relative Humidity :**	42~43%
Test Engineer :	Star Wei	**Polarization :**	Vertical
Remark :	Spurious emissions within 30-10th harmonic were found more than 20dB below limit line.		

Frequency (MHz)	EIRP (dBm)	Limit (dBm)	Over Limit (dB)	SPA Reading (dBm)	S.G. Power (dBm)	TX Cable loss (dB)	TX Antenna Gain (dBi)	Polarization (H/V)	Result
3450	-62.64	-13	-49.64	-63.66	-68.04	2.2	7.6	V	Pass
5178	-55.39	-13	-42.39	-63.36	-62.17	3.12	9.9	V	Pass
6900	-56.84	-13	-43.84	-67.36	-64.73	2.98	10.87	V	Pass

Band :	LTE Band 4	**Temperature :**	22~23°C
Test Mode :	20MHz QPSK RB Size 1 Offset 0	**Relative Humidity :**	42~43%
Test Engineer :	Star Wei	**Polarization :**	Horizontal
Remark :	Spurious emissions within 30-10th harmonic were found more than 20dB below limit line.		

Frequency (MHz)	EIRP (dBm)	Limit (dBm)	Over Limit (dB)	SPA Reading (dBm)	S.G. Power (dBm)	TX Cable loss (dB)	TX Antenna Gain (dBi)	Polarization (H/V)	Result
3447	-61.46	-13	-48.46	-63.69	-66.86	2.2	7.60	H	Pass
5172	-42.83	-13	-29.83	-58.11	-49.61	3.12	9.90	H	Pass
6897	-59.22	-13	-46.22	-67.51	-67.11	2.98	10.87	H	Pass

Band :	LTE Band 4	**Temperature :**	22~23°C
Test Mode :	20MHz QPSK RB Size 1 Offset 0	**Relative Humidity :**	42~43%
Test Engineer :	Star Wei	**Polarization :**	Vertical
Remark :	Spurious emissions within 30-10th harmonic were found more than 20dB below limit line.		

Frequency (MHz)	EIRP (dBm)	Limit (dBm)	Over Limit (dB)	SPA Reading (dBm)	S.G. Power (dBm)	TX Cable loss (dB)	TX Antenna Gain (dBi)	Polarization (H/V)	Result
3447	-61.47	-13	-48.47	-62.49	-66.87	2.2	7.6	V	Pass
5172	-55.84	-13	-42.84	-63.81	-62.62	3.12	9.9	V	Pass
6897	-56.61	-13	-43.61	-67.13	-64.50	2.98	10.87	V	Pass

Band :	LTE Band 5	**Temperature :**	22~23°C
Test Mode :	1.4MHz QPSK RB Size 1 Offset 0	**Relative Humidity :**	42~43%
Test Engineer :	Star Wei	**Polarization :**	Horizontal
Remark :	Spurious emissions within 30-10th harmonic were found more than 20dB below limit line.		

Frequency (MHz)	ERP (dBm)	Limit (dBm)	Over Limit (dB)	SPA Reading (dBm)	S.G. Power (dBm)	TX Cable loss (dB)	TX Antenna Gain (dBi)	Polarization (H/V)	Result
1672	-55.96	-13	-42.96	-52.72	-56.61	0.57	3.37	H	Pass
2510	-65.42	-13	-52.42	-64.09	-67.65	0.78	5.16	H	Pass
3344	-65.80	-13	-52.80	-65.43	-69.44	0.87	6.66	H	Pass

Band :	LTE Band 5	**Temperature :**	22~23°C
Test Mode :	1.4MHz QPSK RB Size 1 Offset 0	**Relative Humidity :**	42~43%
Test Engineer :	Star Wei	**Polarization :**	Vertical
Remark :	Spurious emissions within 30-10th harmonic were found more than 20dB below limit line.		

Frequency (MHz)	ERP (dBm)	Limit (dBm)	Over Limit (dB)	SPA Reading (dBm)	S.G. Power (dBm)	TX Cable loss (dB)	TX Antenna Gain (dBi)	Polarization (H/V)	Result
1672	-48.42	-13	-35.42	-51.54	-49.07	0.57	3.37	V	Pass
2510	-55.74	-13	-42.74	-60.23	-57.97	0.78	5.16	V	Pass
3344	-64.73	-13	-51.73	-65.79	-68.37	0.87	6.66	V	Pass

Band :	LTE Band 5	**Temperature :**	22~23°C
Test Mode :	3MHz QPSK RB Size 1 Offset 0	**Relative Humidity :**	42~43%
Test Engineer :	Star Wei	**Polarization :**	Horizontal
Remark :	Spurious emissions within 30-10th harmonic were found more than 20dB below limit line.		

Frequency (MHz)	ERP (dBm)	Limit (dBm)	Over Limit (dB)	SPA Reading (dBm)	S.G. Power (dBm)	TX Cable loss (dB)	TX Antenna Gain (dBi)	Polarization (H/V)	Result
1670	-54.87	-13	-41.87	-52.04	-55.52	0.57	3.37	H	Pass
2506	-65.44	-13	-52.44	-64.11	-67.67	0.78	5.16	H	Pass
3340	-63.95	-13	-50.95	-63.58	-67.59	0.87	6.66	H	Pass

Band :	LTE Band 5	**Temperature :**	22~23°C
Test Mode :	3MHz QPSK RB Size 1 Offset 0	**Relative Humidity :**	42~43%
Test Engineer :	Star Wei	**Polarization :**	Vertical
Remark :	Spurious emissions within 30-10th harmonic were found more than 20dB below limit line.		

Frequency (MHz)	ERP (dBm)	Limit (dBm)	Over Limit (dB)	SPA Reading (dBm)	S.G. Power (dBm)	TX Cable loss (dB)	TX Antenna Gain (dBi)	Polarization (H/V)	Result
1670	-48.14	-13	-35.14	-51.32	-48.79	0.57	3.37	V	Pass
2506	-53.18	-13	-40.18	-59.04	-55.41	0.78	5.16	V	Pass
3340	-65.04	-13	-52.04	-66.10	-68.68	0.87	6.66	V	Pass

Band :	LTE Band 5	**Temperature :**	22~23°C
Test Mode :	5MHz QPSK RB Size 1 Offset 0	**Relative Humidity :**	42~43%
Test Engineer :	Star Wei	**Polarization :**	Horizontal
Remark :	Spurious emissions within 30-10th harmonic were found more than 20dB below limit line.		

Frequency (MHz)	ERP (dBm)	Limit (dBm)	Over Limit (dB)	SPA Reading (dBm)	S.G. Power (dBm)	TX Cable loss (dB)	TX Antenna Gain (dBi)	Polarization (H/V)	Result
1670	-54.56	-13	-41.56	-51.85	-55.21	0.57	3.37	H	Pass
2504	-64.39	-13	-51.39	-63.06	-66.62	0.78	5.16	H	Pass
3336	-64.73	-13	-51.73	-64.36	-68.37	0.87	6.66	H	Pass

Band :	LTE Band 5	**Temperature :**	22~23°C
Test Mode :	5MHz QPSK RB Size 1 Offset 0	**Relative Humidity :**	42~43%
Test Engineer :	Star Wei	**Polarization :**	Vertical
Remark :	Spurious emissions within 30-10th harmonic were found more than 20dB below limit line.		

Frequency (MHz)	ERP (dBm)	Limit (dBm)	Over Limit (dB)	SPA Reading (dBm)	S.G. Power (dBm)	TX Cable loss (dB)	TX Antenna Gain (dBi)	Polarization (H/V)	Result
1670	-48.65	-13	-35.65	-51.73	-49.30	0.57	3.37	V	Pass
2504	-55.90	-13	-42.90	-60.34	-58.13	0.78	5.16	V	Pass
3336	-65.62	-13	-52.62	-66.68	-69.26	0.87	6.66	V	Pass

Band :	LTE Band 5	**Temperature :**	22~23°C
Test Mode :	10MHz QPSK RB Size 1 Offset 0	**Relative Humidity :**	42~43%
Test Engineer :	Star Wei	**Polarization :**	Horizontal
Remark :	Spurious emissions within 30-10th harmonic were found more than 20dB below limit line.		

Frequency (MHz)	ERP (dBm)	Limit (dBm)	Over Limit (dB)	SPA Reading (dBm)	S.G. Power (dBm)	TX Cable loss (dB)	TX Antenna Gain (dBi)	Polarization (H/V)	Result
1664	-52.79	-13	-39.79	-50.45	-53.44	0.57	3.37	H	Pass
2498	-64.90	-13	-51.90	-63.57	-67.13	0.78	5.16	H	Pass
3326	-65.54	-13	-52.54	-65.17	-69.18	0.87	6.66	H	Pass

Band :	LTE Band 5	**Temperature :**	22~23°C
Test Mode :	10MHz QPSK RB Size 1 Offset 0	**Relative Humidity :**	42~43%
Test Engineer :	Star Wei	**Polarization :**	Vertical
Remark :	Spurious emissions within 30-10th harmonic were found more than 20dB below limit line.		

Frequency (MHz)	ERP (dBm)	Limit (dBm)	Over Limit (dB)	SPA Reading (dBm)	S.G. Power (dBm)	TX Cable loss (dB)	TX Antenna Gain (dBi)	Polarization (H/V)	Result
1664	-47.63	-13	-34.63	-50.93	-48.28	0.57	3.37	V	Pass
2498	-52.68	-13	-39.68	-58.70	-54.91	0.78	5.16	V	Pass
3326	-64.15	-13	-51.15	-65.21	-67.79	0.87	6.66	V	Pass

Band :	LTE Band 7	**Temperature :**	22~23°C
Test Mode :	5MHz QPSK RB Size 1 Offset 0	**Relative Humidity :**	42~43%
Test Engineer :	Star Wei	**Polarization :**	Horizontal
Remark :	Spurious emissions within 30-10th harmonic were found more than 20dB below limit line.		

Frequency (MHz)	ERP (dBm)	Limit (dBm)	Over Limit (dB)	SPA Reading (dBm)	S.G. Power (dBm)	TX Cable loss (dB)	TX Antenna Gain (dBi)	Polarization (H/V)	Result
5066	-66.09	-25	-41.09	-67.73	-71.49	2.2	7.60	H	Pass
7598	-55.12	-25	-30.12	-66.66	-61.90	3.12	9.90	H	Pass
10128	-52.30	-25	-27.30	-67.14	-60.19	2.98	10.87	H	Pass

Band :	LTE Band 7	**Temperature :**	22~23°C
Test Mode :	5MHz QPSK RB Size 1 Offset 0	**Relative Humidity :**	42~43%
Test Engineer :	Star Wei	**Polarization :**	Vertical
Remark :	Spurious emissions within 30-10th harmonic were found more than 20dB below limit line.		

Frequency (MHz)	ERP (dBm)	Limit (dBm)	Over Limit (dB)	SPA Reading (dBm)	S.G. Power (dBm)	TX Cable loss (dB)	TX Antenna Gain (dBi)	Polarization (H/V)	Result
5066	-60.35	-25	-35.35	-66.9	-65.75	2.2	7.6	V	Pass
7598	-53.39	-25	-28.39	-67.48	-60.17	3.12	9.9	V	Pass
10128	-54.32	-25	-29.32	-66.97	-62.21	2.98	10.87	V	Pass

Band :	LTE Band 7	**Temperature :**	22~23°C
Test Mode :	10MHz QPSK RB Size 1 Offset 0	**Relative Humidity :**	42~43%
Test Engineer :	Star Wei	**Polarization :**	Horizontal
Remark :	Spurious emissions within 30-10th harmonic were found more than 20dB below limit line.		

Frequency (MHz)	ERP (dBm)	Limit (dBm)	Over Limit (dB)	SPA Reading (dBm)	S.G. Power (dBm)	TX Cable loss (dB)	TX Antenna Gain (dBi)	Polarization (H/V)	Result
5060	-64.94	-25	-39.94	-66.58	-70.34	2.2	7.60	H	Pass
7592	-54.01	-25	-29.01	-65.55	-60.79	3.12	9.90	H	Pass
10120	-52.00	-25	-27.00	-66.84	-59.89	2.98	10.87	H	Pass

Band :	LTE Band 7	**Temperature :**	22~23°C
Test Mode :	10MHz QPSK RB Size 1 Offset 0	**Relative Humidity :**	42~43%
Test Engineer :	Star Wei	**Polarization :**	Vertical
Remark :	Spurious emissions within 30-10th harmonic were found more than 20dB below limit line.		

Frequency (MHz)	ERP (dBm)	Limit (dBm)	Over Limit (dB)	SPA Reading (dBm)	S.G. Power (dBm)	TX Cable loss (dB)	TX Antenna Gain (dBi)	Polarization (H/V)	Result
5060	-62.44	-25	-37.44	-68.99	-67.84	2.2	7.6	V	Pass
7592	-51.90	-25	-26.90	-65.99	-58.68	3.12	9.9	V	Pass
10120	-52.67	-25	-27.67	-65.32	-60.56	2.98	10.87	V	Pass

Band :	LTE Band 7	**Temperature :**	22~23°C
Test Mode :	15MHz QPSK RB Size 1 Offset 0	**Relative Humidity :**	42~43%
Test Engineer :	Star Wei	**Polarization :**	Horizontal
Remark :	Spurious emissions within 30-10th harmonic were found more than 20dB below limit line.		

Frequency (MHz)	ERP (dBm)	Limit (dBm)	Over Limit (dB)	SPA Reading (dBm)	S.G. Power (dBm)	TX Cable loss (dB)	TX Antenna Gain (dBi)	Polarization (H/V)	Result
5054	-63.11	-25	-38.11	-64.75	-68.51	2.2	7.60	H	Pass
7586	-52.53	-25	-27.53	-64.07	-59.31	3.12	9.90	H	Pass
10112	-50.87	-25	-25.87	-65.71	-58.76	2.98	10.87	H	Pass

Band :	LTE Band 7	**Temperature :**	22~23°C
Test Mode :	15MHz QPSK RB Size 1 Offset 0	**Relative Humidity :**	42~43%
Test Engineer :	Star Wei	**Polarization :**	Vertical
Remark :	Spurious emissions within 30-10th harmonic were found more than 20dB below limit line.		

Frequency (MHz)	ERP (dBm)	Limit (dBm)	Over Limit (dB)	SPA Reading (dBm)	S.G. Power (dBm)	TX Cable loss (dB)	TX Antenna Gain (dBi)	Polarization (H/V)	Result
5054	-60.11	-25	-35.11	-66.66	-65.51	2.2	7.6	V	Pass
7583	-53.28	-25	-28.28	-67.37	-60.06	3.12	9.9	V	Pass
10112	-54.41	-25	-29.41	-67.06	-62.30	2.98	10.87	V	Pass

Band :	LTE Band 7	**Temperature :**	22~23°C
Test Mode :	20MHz QPSK RB Size 1 Offset 0	**Relative Humidity :**	42~43%
Test Engineer :	Star Wei	**Polarization :**	Horizontal
Remark :	Spurious emissions within 30-10th harmonic were found more than 20dB below limit line.		

Frequency (MHz)	ERP (dBm)	Limit (dBm)	Over Limit (dB)	SPA Reading (dBm)	S.G. Power (dBm)	TX Cable loss (dB)	TX Antenna Gain (dBi)	Polarization (H/V)	Result
5051	-63.85	-25	-38.85	-65.49	-69.25	2.2	7.60	H	Pass
7574	-56.09	-25	-31.09	-67.63	-62.87	3.12	9.90	H	Pass
10100	-52.96	-25	-27.96	-67.80	-60.85	2.98	10.87	H	Pass

Band :	LTE Band 7	**Temperature :**	22~23°C
Test Mode :	20MHz QPSK RB Size 1 Offset 0	**Relative Humidity :**	42~43%
Test Engineer :	Star Wei	**Polarization :**	Vertical
Remark :	Spurious emissions within 30-10th harmonic were found more than 20dB below limit line.		

Frequency (MHz)	ERP (dBm)	Limit (dBm)	Over Limit (dB)	SPA Reading (dBm)	S.G. Power (dBm)	TX Cable loss (dB)	TX Antenna Gain (dBi)	Polarization (H/V)	Result
5051	-58.52	-25	-33.52	-65.07	-63.92	2.2	7.6	V	Pass
7574	-52.67	-25	-27.67	-66.76	-59.45	3.12	9.9	V	Pass
10100	-54.67	-25	-29.67	-67.32	-62.56	2.98	10.87	V	Pass

Band :	LTE Band 12	**Temperature :**	22~23°C
Test Mode :	1.4MHz QPSK RB Size 1 Offset 0	**Relative Humidity :**	42~43%
Test Engineer :	Star Wei	**Polarization :**	Horizontal
Remark :	Spurious emissions within 30-10th harmonic were found more than 20dB below limit line.		

Frequency (MHz)	ERP (dBm)	Limit (dBm)	Over Limit (dB)	SPA Reading (dBm)	S.G. Power (dBm)	TX Cable loss (dB)	TX Antenna Gain (dBi)	Polarization (H/V)	Result
1412	-71.77	-13	-58.77	-62.89	-78.15	0.78	7.16	H	Pass
2120	-67.83	-13	-54.83	-66.50	-76.37	1.04	9.58	H	Pass
2830	-60.29	-13	-47.29	-59.92	-70.40	1.35	11.46	H	Pass
3534	-50.67	-13	-37.67	-53.53	-61.73	1.75	12.81	H	Pass

Band :	LTE Band 12	**Temperature :**	22~23°C
Test Mode :	1.4MHz QPSK RB Size 1 Offset 0	**Relative Humidity :**	42~43%
Test Engineer :	Star Wei	**Polarization :**	Vertical
Remark :	Spurious emissions within 30-10th harmonic were found more than 20dB below limit line.		

Frequency (MHz)	ERP (dBm)	Limit (dBm)	Over Limit (dB)	SPA Reading (dBm)	S.G. Power (dBm)	TX Cable loss (dB)	TX Antenna Gain (dBi)	Polarization (H/V)	Result
1412	-66.50	-13	-53.50	-62.7	-72.88	0.78	7.16	V	Pass
2120	-63.26	-13	-50.26	-65.69	-71.80	1.04	9.58	V	Pass
2827	-65.47	-13	-52.47	-66.53	-75.58	1.35	11.46	V	Pass
3534	-51.16	-13	-38.16	-56.97	-62.22	1.75	12.81	V	Pass

Band :	LTE Band 12	**Temperature :**	22~23°C
Test Mode :	3MHz QPSK RB Size 1 Offset 0	**Relative Humidity :**	42~43%
Test Engineer :	Star Wei	**Polarization :**	Horizontal
Remark :	Spurious emissions within 30-10th harmonic were found more than 20dB below limit line.		

Frequency (MHz)	ERP (dBm)	Limit (dBm)	Over Limit (dB)	SPA Reading (dBm)	S.G. Power (dBm)	TX Cable loss (dB)	TX Antenna Gain (dBi)	Polarization (H/V)	Result
1412	-73.01	-13	-60.01	-64.13	-79.39	0.78	7.16	H	Pass
2118	-67.42	-13	-54.42	-66.09	-75.96	1.04	9.58	H	Pass
2826	-63.48	-13	-50.48	-63.11	-73.59	1.35	11.46	H	Pass
3532	-50.60	-13	-37.60	-53.47	-61.66	1.75	12.81	H	Pass

Band :	LTE Band 12	**Temperature :**	22~23°C
Test Mode :	3MHz QPSK RB Size 1 Offset 0	**Relative Humidity :**	42~43%
Test Engineer :	Star Wei	**Polarization :**	Vertical
Remark :	Spurious emissions within 30-10th harmonic were found more than 20dB below limit line.		

Frequency (MHz)	ERP (dBm)	Limit (dBm)	Over Limit (dB)	SPA Reading (dBm)	S.G. Power (dBm)	TX Cable loss (dB)	TX Antenna Gain (dBi)	Polarization (H/V)	Result
1412	-67.92	-13	-54.92	-64.12	-74.30	0.78	7.16	V	Pass
2118	-63.16	-13	-50.16	-65.59	-71.70	1.04	9.58	V	Pass
2826	-60.92	-13	-47.92	-62.04	-71.03	1.35	11.46	V	Pass
3530	-51.49	-13	-38.49	-57.24	-62.55	1.75	12.81	V	Pass

Band :	LTE Band 12	**Temperature :**	22~23°C
Test Mode :	5MHz QPSK RB Size 1 Offset 0	**Relative Humidity :**	42~43%
Test Engineer :	Star Wei	**Polarization :**	Horizontal
Remark :	Spurious emissions within 30-10th harmonic were found more than 20dB below limit line.		

Frequency (MHz)	ERP (dBm)	Limit (dBm)	Over Limit (dB)	SPA Reading (dBm)	S.G. Power (dBm)	TX Cable loss (dB)	TX Antenna Gain (dBi)	Polarization (H/V)	Result
1410	-71.71	-13	-58.71	-62.83	-78.09	0.78	7.16	H	Pass
2115	-67.01	-13	-54.01	-65.68	-75.55	1.04	9.58	H	Pass
2822	-61.14	-13	-48.14	-60.77	-71.25	1.35	11.46	H	Pass
3526	-54.38	-13	-41.38	-56.10	-65.44	1.75	12.81	H	Pass

Band :	LTE Band 12	**Temperature :**	22~23°C
Test Mode :	5MHz QPSK RB Size 1 Offset 0	**Relative Humidity :**	42~43%
Test Engineer :	Star Wei	**Polarization :**	Vertical
Remark :	Spurious emissions within 30-10th harmonic were found more than 20dB below limit line.		

Frequency (MHz)	ERP (dBm)	Limit (dBm)	Over Limit (dB)	SPA Reading (dBm)	S.G. Power (dBm)	TX Cable loss (dB)	TX Antenna Gain (dBi)	Polarization (H/V)	Result
1410	-67.53	-13	-54.53	-63.73	-73.91	0.78	7.16	V	Pass
2115	-62.86	-13	-49.86	-65.29	-71.40	1.04	9.58	V	Pass
2822	-63.63	-13	-50.63	-64.69	-73.74	1.35	11.46	V	Pass
3526	-55.72	-13	-42.72	-59.84	-66.78	1.75	12.81	V	Pass

Band :	LTE Band 12	**Temperature :**	22~23°C
Test Mode :	10MHz QPSK RB Size 1 Offset 0	**Relative Humidity :**	42~43%
Test Engineer :	Star Wei	**Polarization :**	Horizontal
Remark :	Spurious emissions within 30-10th harmonic were found more than 20dB below limit line.		

Frequency (MHz)	ERP (dBm)	Limit (dBm)	Over Limit (dB)	SPA Reading (dBm)	S.G. Power (dBm)	TX Cable loss (dB)	TX Antenna Gain (dBi)	Polarization (H/V)	Result
1405	-73.14	-13	-60.14	-64.26	-79.52	0.78	7.16	H	Pass
2110	-44.61	-13	-31.61	-48.23	-53.15	1.04	9.58	H	Pass
2814	-62.76	-13	-49.76	-62.39	-72.87	1.35	11.46	H	Pass
3516	-58.55	-13	-45.55	-58.44	-69.61	1.75	12.81	H	Pass

Band :	LTE Band 12	**Temperature :**	22~23°C
Test Mode :	10MHz QPSK RB Size 1 Offset 0	**Relative Humidity :**	42~43%
Test Engineer :	Star Wei	**Polarization :**	Vertical
Remark :	Spurious emissions within 30-10th harmonic were found more than 20dB below limit line.		

Frequency (MHz)	ERP (dBm)	Limit (dBm)	Over Limit (dB)	SPA Reading (dBm)	S.G. Power (dBm)	TX Cable loss (dB)	TX Antenna Gain (dBi)	Polarization (H/V)	Result
1404	-67.92	-13	-54.92	-64.12	-74.30	0.78	7.16	V	Pass
2110	-49.96	-13	-36.96	-56.81	-58.50	1.04	9.58	V	Pass
2810	-64.87	-13	-51.87	-65.93	-74.98	1.35	11.46	V	Pass
3516	-59.29	-13	-46.29	-61.26	-70.35	1.75	12.81	V	Pass

Band :	LTE Band 17	**Temperature :**	22~23°C
Test Mode :	5MHz QPSK RB Size 1 Offset 0	**Relative Humidity :**	42~43%
Test Engineer :	Star Wei	**Polarization :**	Horizontal
Remark :	Spurious emissions within 30-10th harmonic were found more than 20dB below limit line.		

Frequency (MHz)	ERP (dBm)	Limit (dBm)	Over Limit (dB)	SPA Reading (dBm)	S.G. Power (dBm)	TX Cable loss (dB)	TX Antenna Gain (dBi)	Polarization (H/V)	Result
1415	-72.34	-13	-59.34	-63.46	-78.72	0.78	7.16	H	Pass
2124	-49.64	-13	-36.64	-52.48	-58.18	1.04	9.58	H	Pass
2832	-58.74	-13	-45.74	-58.52	-68.85	1.35	11.46	H	Pass
3538	-55.14	-13	-42.14	-56.60	-66.20	1.75	12.81	H	Pass

Band :	LTE Band 17	**Temperature :**	22~23°C
Test Mode :	5MHz QPSK RB Size 1 Offset 0	**Relative Humidity :**	42~43%
Test Engineer :	Star Wei	**Polarization :**	Vertical
Remark :	Spurious emissions within 30-10th harmonic were found more than 20dB below limit line.		

Frequency (MHz)	ERP (dBm)	Limit (dBm)	Over Limit (dB)	SPA Reading (dBm)	S.G. Power (dBm)	TX Cable loss (dB)	TX Antenna Gain (dBi)	Polarization (H/V)	Result
1416	-67.60	-13	-54.60	-63.8	-73.98	0.78	7.16	V	Pass
2124	-54.02	-13	-41.02	-59.37	-62.56	1.04	9.58	V	Pass
2830	-65.23	-13	-52.23	-66.29	-75.34	1.35	11.46	V	Pass
3538	-47.94	-13	-34.94	-54.79	-59.00	1.75	12.81	V	Pass

Band :	LTE Band 17	**Temperature :**	22~23°C
Test Mode :	10MHz QPSK RB Size 1 Offset 0	**Relative Humidity :**	42~43%
Test Engineer :	Star Wei	**Polarization :**	Horizontal
Remark :	Spurious emissions within 30-10th harmonic were found more than 20dB below limit line.		

Frequency (MHz)	ERP (dBm)	Limit (dBm)	Over Limit (dB)	SPA Reading (dBm)	S.G. Power (dBm)	TX Cable loss (dB)	TX Antenna Gain (dBi)	Polarization (H/V)	Result
1410	-72.69	-13	-59.69	-63.81	-79.07	0.78	7.16	H	Pass
2115	-67.83	-13	-54.83	-66.50	-76.37	1.04	9.58	H	Pass
2824	-62.54	-13	-49.54	-62.17	-72.65	1.35	11.46	H	Pass
3528	-52.35	-13	-39.35	-54.65	-63.41	1.75	12.81	H	Pass

Band :	LTE Band 17	**Temperature :**	22~23°C
Test Mode :	10MHz QPSK RB Size 1 Offset 0	**Relative Humidity :**	42~43%
Test Engineer :	Star Wei	**Polarization :**	Vertical
Remark :	Spurious emissions within 30-10th harmonic were found more than 20dB below limit line.		

Frequency (MHz)	ERP (dBm)	Limit (dBm)	Over Limit (dB)	SPA Reading (dBm)	S.G. Power (dBm)	TX Cable loss (dB)	TX Antenna Gain (dBi)	Polarization (H/V)	Result
1410	-67.56	-13	-54.56	-63.76	-73.94	0.78	7.16	V	Pass
2116	-63.18	-13	-50.18	-65.61	-71.72	1.04	9.58	V	Pass
2824	-59.04	-13	-46.04	-61.07	-69.15	1.35	11.46	V	Pass
3528	-47.68	-13	-34.68	-54.58	-58.74	1.75	12.81	V	Pass

Band :	LTE Band 25	**Temperature :**	22~23°C
Test Mode :	1.4MHz QPSK RB Size 1 Offset 0	**Relative Humidity :**	42~43%
Test Engineer :	Star Wei	**Polarization :**	Horizontal
Remark :	Spurious emissions within 30-10th harmonic were found more than 20dB below limit line.		

Frequency (MHz)	ERP (dBm)	Limit (dBm)	Over Limit (dB)	SPA Reading (dBm)	S.G. Power (dBm)	TX Cable loss (dB)	TX Antenna Gain (dBi)	Polarization (H/V)	Result
3759	-60.03	-13	-47.03	-63.38	-66.41	0.78	7.16	H	Pass
5640	-54.44	-13	-41.44	-64.50	-62.98	1.04	9.58	H	Pass
7518	-53.88	-13	-40.88	-65.42	-63.99	1.35	11.46	H	Pass

Band :	LTE Band 25	**Temperature :**	22~23°C
Test Mode :	1.4MHz QPSK RB Size 1 Offset 0	**Relative Humidity :**	42~43%
Test Engineer :	Star Wei	**Polarization :**	Vertical
Remark :	Spurious emissions within 30-10th harmonic were found more than 20dB below limit line.		

Frequency (MHz)	ERP (dBm)	Limit (dBm)	Over Limit (dB)	SPA Reading (dBm)	S.G. Power (dBm)	TX Cable loss (dB)	TX Antenna Gain (dBi)	Polarization (H/V)	Result
3759	-56.14	-13	-43.14	-64.54	-62.52	0.78	7.16	V	Pass
5640	-45.40	-13	-32.40	-59.84	-53.94	1.04	9.58	V	Pass
7518	-52.43	-13	-39.43	-66.52	-62.54	1.35	11.46	V	Pass

Band :	LTE Band 25	**Temperature :**	22~23°C
Test Mode :	3MHz QPSK RB Size 1 Offset 0	**Relative Humidity :**	42~43%
Test Engineer :	Star Wei	**Polarization :**	Horizontal
Remark :	Spurious emissions within 30-10th harmonic were found more than 20dB below limit line.		

Frequency (MHz)	ERP (dBm)	Limit (dBm)	Over Limit (dB)	SPA Reading (dBm)	S.G. Power (dBm)	TX Cable loss (dB)	TX Antenna Gain (dBi)	Polarization (H/V)	Result
3756	-61.66	-13	-48.66	-65.01	-68.04	0.78	7.16	H	Pass
5635	-57.15	-13	-44.15	-67.21	-65.69	1.04	9.58	H	Pass
7515	-55.66	-13	-42.66	-67.20	-65.77	1.35	11.46	H	Pass

Band :	LTE Band 25	**Temperature :**	22~23°C
Test Mode :	3MHz QPSK RB Size 1 Offset 0	**Relative Humidity :**	42~43%
Test Engineer :	Star Wei	**Polarization :**	Vertical
Remark :	Spurious emissions within 30-10th harmonic were found more than 20dB below limit line.		

Frequency (MHz)	ERP (dBm)	Limit (dBm)	Over Limit (dB)	SPA Reading (dBm)	S.G. Power (dBm)	TX Cable loss (dB)	TX Antenna Gain (dBi)	Polarization (H/V)	Result
3756	-55.59	-13	-42.59	-63.99	-61.97	0.78	7.16	V	Pass
5637	-46.74	-13	-33.74	-60.78	-55.28	1.04	9.58	V	Pass
7515	-52.59	-13	-39.59	-66.68	-62.70	1.35	11.46	V	Pass

Band :	LTE Band 25	**Temperature :**	22~23°C
Test Mode :	5MHz QPSK RB Size 1 Offset 0	**Relative Humidity :**	42~43%
Test Engineer :	Star Wei	**Polarization :**	Horizontal
Remark :	Spurious emissions within 30-10th harmonic were found more than 20dB below limit line.		

Frequency (MHz)	ERP (dBm)	Limit (dBm)	Over Limit (dB)	SPA Reading (dBm)	S.G. Power (dBm)	TX Cable loss (dB)	TX Antenna Gain (dBi)	Polarization (H/V)	Result
3756	-58.92	-13	-45.92	-62.30	-65.30	0.78	7.16	H	Pass
5632	-56.65	-13	-43.65	-66.71	-65.19	1.04	9.58	H	Pass
7509	-53.54	-13	-40.54	-65.08	-63.65	1.35	11.46	H	Pass

Band :	LTE Band 25	**Temperature :**	22~23°C
Test Mode :	5MHz QPSK RB Size 1 Offset 0	**Relative Humidity :**	42~43%
Test Engineer :	Star Wei	**Polarization :**	Vertical
Remark :	Spurious emissions within 30-10th harmonic were found more than 20dB below limit line.		

Frequency (MHz)	ERP (dBm)	Limit (dBm)	Over Limit (dB)	SPA Reading (dBm)	S.G. Power (dBm)	TX Cable loss (dB)	TX Antenna Gain (dBi)	Polarization (H/V)	Result
3756	-56.88	-13	-43.88	-65.28	-63.26	0.78	7.16	V	Pass
5634	-50.04	-13	-37.04	-62.69	-58.58	1.04	9.58	V	Pass
7509	-52.76	-13	-39.76	-66.85	-62.87	1.35	11.46	V	Pass

Band :	LTE Band 25	**Temperature :**	22~23°C
Test Mode :	10MHz QPSK RB Size 1 Offset 0	**Relative Humidity :**	42~43%
Test Engineer :	Star Wei	**Polarization :**	Horizontal
Remark :	Spurious emissions within 30-10th harmonic were found more than 20dB below limit line.		

Frequency (MHz)	ERP (dBm)	Limit (dBm)	Over Limit (dB)	SPA Reading (dBm)	S.G. Power (dBm)	TX Cable loss (dB)	TX Antenna Gain (dBi)	Polarization (H/V)	Result
3750	-61.30	-13	-48.30	-64.65	-67.68	0.78	7.16	H	Pass
5628	-54.25	-13	-41.25	-64.31	-62.79	1.04	9.58	H	Pass
7500	-54.70	-13	-41.70	-66.24	-64.81	1.35	11.46	H	Pass

Band :	LTE Band 25	**Temperature :**	22~23°C
Test Mode :	10MHz QPSK RB Size 1 Offset 0	**Relative Humidity :**	42~43%
Test Engineer :	Star Wei	**Polarization :**	Vertical
Remark :	Spurious emissions within 30-10th harmonic were found more than 20dB below limit line.		

Frequency (MHz)	ERP (dBm)	Limit (dBm)	Over Limit (dB)	SPA Reading (dBm)	S.G. Power (dBm)	TX Cable loss (dB)	TX Antenna Gain (dBi)	Polarization (H/V)	Result
3750	-56.62	-13	-43.62	-65.02	-63.00	0.78	7.16	V	Pass
5628	-42.22	-13	-29.22	-57.72	-50.76	1.04	9.58	V	Pass
7500	-53.63	-13	-40.63	-67.72	-63.74	1.35	11.46	V	Pass

Band :	LTE Band 25	**Temperature :**	22~23°C
Test Mode :	15MHz QPSK RB Size 1 Offset 0	**Relative Humidity :**	42~43%
Test Engineer :	Star Wei	**Polarization :**	Horizontal
Remark :	Spurious emissions within 30-10th harmonic were found more than 20dB below limit line.		

Frequency (MHz)	ERP (dBm)	Limit (dBm)	Over Limit (dB)	SPA Reading (dBm)	S.G. Power (dBm)	TX Cable loss (dB)	TX Antenna Gain (dBi)	Polarization (H/V)	Result
3744	-62.11	-13	-49.11	-65.46	-68.49	0.78	7.16	H	Pass
5622	-53.54	-13	-40.54	-63.60	-62.08	1.04	9.58	H	Pass
7491	-54.51	-13	-41.51	-66.05	-64.62	1.35	11.46	H	Pass

Band :	LTE Band 25	**Temperature :**	22~23°C
Test Mode :	15MHz QPSK RB Size 1 Offset 0	**Relative Humidity :**	42~43%
Test Engineer :	Star Wei	**Polarization :**	Vertical
Remark :	Spurious emissions within 30-10th harmonic were found more than 20dB below limit line.		

Frequency (MHz)	ERP (dBm)	Limit (dBm)	Over Limit (dB)	SPA Reading (dBm)	S.G. Power (dBm)	TX Cable loss (dB)	TX Antenna Gain (dBi)	Polarization (H/V)	Result
3747	-54.73	-13	-41.73	-63.13	-61.11	0.78	7.16	V	Pass
5622	-46.39	-13	-33.39	-60.38	-54.93	1.04	9.58	V	Pass
7491	-53.42	-13	-40.42	-67.51	-63.53	1.35	11.46	V	Pass

Band :	LTE Band 25	**Temperature :**	22~23°C
Test Mode :	20MHz QPSK RB Size 1 Offset 0	**Relative Humidity :**	42~43%
Test Engineer :	Star Wei	**Polarization :**	Horizontal
Remark :	Spurious emissions within 30-10th harmonic were found more than 20dB below limit line.		

Frequency (MHz)	ERP (dBm)	Limit (dBm)	Over Limit (dB)	SPA Reading (dBm)	S.G. Power (dBm)	TX Cable loss (dB)	TX Antenna Gain (dBi)	Polarization (H/V)	Result
3741	-60.49	-13	-47.49	-63.84	-66.87	0.78	7.16	H	Pass
5610	-56.40	-13	-43.40	-66.46	-64.94	1.04	9.58	H	Pass
7479	-55.49	-13	-42.49	-67.03	-65.60	1.35	11.46	H	Pass

Band :	LTE Band 25	**Temperature :**	22~23°C
Test Mode :	20MHz QPSK RB Size 1 Offset 0	**Relative Humidity :**	42~43%
Test Engineer :	Star Wei	**Polarization :**	Vertical
Remark :	Spurious emissions within 30-10th harmonic were found more than 20dB below limit line.		

Frequency (MHz)	ERP (dBm)	Limit (dBm)	Over Limit (dB)	SPA Reading (dBm)	S.G. Power (dBm)	TX Cable loss (dB)	TX Antenna Gain (dBi)	Polarization (H/V)	Result
3741	-56.20	-13	-43.20	-64.6	-62.58	0.78	7.16	V	Pass
5616	-49.81	-13	-36.81	-62.54	-58.35	1.04	9.58	V	Pass
7479	-52.84	-13	-39.84	-66.93	-62.95	1.35	11.46	V	Pass

Band :	LTE Band 26	**Temperature :**	22~23°C
Test Mode :	1.4MHz QPSK RB Size 1 Offset 0	**Relative Humidity :**	42~43%
Test Engineer :	Star Wei	**Polarization :**	Horizontal
Remark :	Spurious emissions within 30-10th harmonic were found more than 20dB below limit line.		

Frequency (MHz)	ERP (dBm)	Limit (dBm)	Over Limit (dB)	SPA Reading (dBm)	S.G. Power (dBm)	TX Cable loss (dB)	TX Antenna Gain (dBi)	Polarization (H/V)	Result
1662	-49.62	-13	-36.62	-47.78	-50.27	0.57	3.37	H	Pass
2494	-63.76	-13	-50.76	-62.43	-65.99	0.78	5.16	H	Pass
3324	-66.13	-13	-53.13	-65.76	-69.77	0.87	6.66	H	Pass

Band :	LTE Band 26	**Temperature :**	22~23°C
Test Mode :	1.4MHz QPSK RB Size 1 Offset 0	**Relative Humidity :**	42~43%
Test Engineer :	Star Wei	**Polarization :**	Vertical
Remark :	Spurious emissions within 30-10th harmonic were found more than 20dB below limit line.		

Frequency (MHz)	ERP (dBm)	Limit (dBm)	Over Limit (dB)	SPA Reading (dBm)	S.G. Power (dBm)	TX Cable loss (dB)	TX Antenna Gain (dBi)	Polarization (H/V)	Result
1662	-53.00	-13	-40.00	-55.16	-53.65	0.57	3.37	V	Pass
2494	-63.88	-13	-50.88	-66.31	-66.11	0.78	5.16	V	Pass
3324	-64.23	-13	-51.23	-65.29	-67.87	0.87	6.66	V	Pass

Band :	LTE Band 26	**Temperature :**	22~23°C
Test Mode :	3MHz QPSK RB Size 1 Offset 0	**Relative Humidity :**	42~43%
Test Engineer :	Star Wei	**Polarization :**	Horizontal
Remark :	Spurious emissions within 30-10th harmonic were found more than 20dB below limit line.		

Frequency (MHz)	ERP (dBm)	Limit (dBm)	Over Limit (dB)	SPA Reading (dBm)	S.G. Power (dBm)	TX Cable loss (dB)	TX Antenna Gain (dBi)	Polarization (H/V)	Result
1660	-51.84	-13	-38.84	-49.71	-52.49	0.57	3.37	H	Pass
2492	-64.14	-13	-51.14	-62.81	-66.37	0.78	5.16	H	Pass
3320	-65.06	-13	-52.06	-64.69	-68.70	0.87	6.66	H	Pass

Band :	LTE Band 26	**Temperature :**	22~23°C
Test Mode :	3MHz QPSK RB Size 1 Offset 0	**Relative Humidity :**	42~43%
Test Engineer :	Star Wei	**Polarization :**	Vertical
Remark :	Spurious emissions within 30-10th harmonic were found more than 20dB below limit line.		

Frequency (MHz)	ERP (dBm)	Limit (dBm)	Over Limit (dB)	SPA Reading (dBm)	S.G. Power (dBm)	TX Cable loss (dB)	TX Antenna Gain (dBi)	Polarization (H/V)	Result
1660	-55.42	-13	-42.42	-56.72	-56.07	0.57	3.37	V	Pass
2492	-62.17	-13	-49.17	-64.60	-64.40	0.78	5.16	V	Pass
3320	-64.71	-13	-51.71	-65.77	-68.35	0.87	6.66	V	Pass

Band :	LTE Band 26	**Temperature :**	22~23°C
Test Mode :	5MHz QPSK RB Size 1 Offset 0	**Relative Humidity :**	42~43%
Test Engineer :	Star Wei	**Polarization :**	Horizontal
Remark :	Spurious emissions within 30-10th harmonic were found more than 20dB below limit line.		

Frequency (MHz)	ERP (dBm)	Limit (dBm)	Over Limit (dB)	SPA Reading (dBm)	S.G. Power (dBm)	TX Cable loss (dB)	TX Antenna Gain (dBi)	Polarization (H/V)	Result
1658	-52.18	-13	-39.18	-49.98	-52.83	0.57	3.37	H	Pass
2490	-65.76	-13	-52.76	-64.43	-67.99	0.78	5.16	H	Pass
3316	-66.80	-13	-53.80	-66.43	-70.44	0.87	6.66	H	Pass

Band :	LTE Band 26	**Temperature :**	22~23°C
Test Mode :	5MHz QPSK RB Size 1 Offset 0	**Relative Humidity :**	42~43%
Test Engineer :	Star Wei	**Polarization :**	Vertical
Remark :	Spurious emissions within 30-10th harmonic were found more than 20dB below limit line.		

Frequency (MHz)	ERP (dBm)	Limit (dBm)	Over Limit (dB)	SPA Reading (dBm)	S.G. Power (dBm)	TX Cable loss (dB)	TX Antenna Gain (dBi)	Polarization (H/V)	Result
1660	-56.72	-13	-43.72	-57.51	-57.37	0.57	3.37	V	Pass
2482	-61.39	-13	-48.39	-63.82	-63.62	0.78	5.16	V	Pass
3316	-64.02	-13	-51.02	-65.08	-67.66	0.87	6.66	V	Pass

Band :	LTE Band 26	**Temperature :**	22~23°C
Test Mode :	10MHz QPSK RB Size 1 Offset 0	**Relative Humidity :**	42~43%
Test Engineer :	Star Wei	**Polarization :**	Horizontal
Remark :	Spurious emissions within 30-10th harmonic were found more than 20dB below limit line.		

Frequency (MHz)	ERP (dBm)	Limit (dBm)	Over Limit (dB)	SPA Reading (dBm)	S.G. Power (dBm)	TX Cable loss (dB)	TX Antenna Gain (dBi)	Polarization (H/V)	Result
1654	-50.40	-13	-37.40	-48.47	-51.05	0.57	3.37	H	Pass
2482	-64.44	-13	-51.44	-63.11	-66.67	0.78	5.16	H	Pass
3306	-66.16	-13	-53.16	-65.79	-69.80	0.87	6.66	H	Pass

Band :	LTE Band 26	**Temperature :**	22~23°C
Test Mode :	10MHz QPSK RB Size 1 Offset 0	**Relative Humidity :**	42~43%
Test Engineer :	Star Wei	**Polarization :**	Vertical
Remark :	Spurious emissions within 30-10th harmonic were found more than 20dB below limit line.		

Frequency (MHz)	ERP (dBm)	Limit (dBm)	Over Limit (dB)	SPA Reading (dBm)	S.G. Power (dBm)	TX Cable loss (dB)	TX Antenna Gain (dBi)	Polarization (H/V)	Result
1654	-59.52	-13	-46.52	-59.03	-60.17	0.57	3.37	V	Pass
2482	-64.56	-13	-51.56	-66.99	-66.79	0.78	5.16	V	Pass
3306	-64.58	-13	-51.58	-65.64	-68.22	0.87	6.66	V	Pass

Band :	LTE Band 26	**Temperature :**	22~23°C
Test Mode :	15MHz QPSK RB Size 1 Offset 0	**Relative Humidity :**	42~43%
Test Engineer :	Star Wei	**Polarization :**	Horizontal
Remark :	Spurious emissions within 30-10th harmonic were found more than 20dB below limit line.		

Frequency (MHz)	ERP (dBm)	Limit (dBm)	Over Limit (dB)	SPA Reading (dBm)	S.G. Power (dBm)	TX Cable loss (dB)	TX Antenna Gain (dBi)	Polarization (H/V)	Result
1650	-50.33	-13	-37.33	-48.40	-50.98	0.57	3.37	H	Pass
2476	-60.14	-13	-47.14	-58.96	-62.37	0.78	5.16	H	Pass
3296	-65.33	-13	-52.33	-64.96	-68.97	0.87	6.66	H	Pass

Band :	LTE Band 26	**Temperature :**	22~23°C
Test Mode :	15MHz QPSK RB Size 1 Offset 0	**Relative Humidity :**	42~43%
Test Engineer :	Star Wei	**Polarization :**	Vertical
Remark :	Spurious emissions within 30-10th harmonic were found more than 20dB below limit line.		

Frequency (MHz)	ERP (dBm)	Limit (dBm)	Over Limit (dB)	SPA Reading (dBm)	S.G. Power (dBm)	TX Cable loss (dB)	TX Antenna Gain (dBi)	Polarization (H/V)	Result
1650	-56.76	-13	-43.76	-57.53	-57.41	0.57	3.37	V	Pass
2476	-49.06	-13	-36.06	-56.08	-51.29	0.78	5.16	V	Pass
3296	-65.46	-13	-52.46	-66.52	-69.10	0.87	6.66	V	Pass

3.8 Frequency Stability Measurement

3.8.1 Description of Frequency Stability Measurement

The frequency stability shall be measured by variation of ambient temperature and variation of primary supply voltage to ensure that the fundamental emission stays within the authorized frequency block. The frequency stability of the transmitter shall be maintained within ±0.00025% (±2.5ppm) of the center frequency.

3.8.2 Measuring Instruments

The measuring equipment is listed in the section 4 of this test report.

3.8.3 Test Procedures for Temperature Variation

1. The EUT was set up in the thermal chamber and connected with the system simulator.
2. With power OFF, the temperature was decreased to -30°C and the EUT was stabilized before testing. Power was applied and the maximum change in frequency was recorded within one minute.
3. With power OFF, the temperature was raised in 10°C step up to 50°C. The EUT was stabilized at each step for at least half an hour. Power was applied and the maximum frequency change was recorded within one minute.

3.8.4 Test Procedures for Voltage Variation

1. The EUT was placed in a temperature chamber at 25±5° C and connected with the system simulator.
2. The power supply voltage to the EUT was varied from 85% to 115% of the nominal value measured at the input to the EUT.
3. The variation in frequency was measured for the worst case.

3.8.5 Test Setup

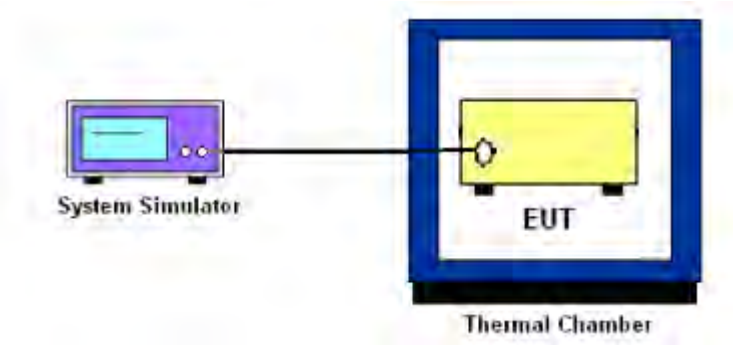

3.8.6 Test Result of Temperature Variation (FCC)

Band :	LTE Band 2 (QPSK)	Limit (ppm) :	2.5

Temperature (°C)	BW 10MHz	Result
	Deviation (ppm)	
50	0.0000	PASS
40	0.0016	
30	0.0005	
20(Ref.)	0.0000	
10	0.0011	
0	0.0016	
-10	0.0021	
-20	0.0037	
-30	0.0043	

Band :	LTE Band 4 (QPSK)	Limit (ppm) :	2.5

Temperature (°C)	BW 10MHz	Result
	Deviation (ppm)	
50	0.0150	PASS
40	0.0127	
30	0.0006	
20(Ref.)	0.0000	
10	0.0162	
0	0.0144	
-10	0.0017	
-20	0.0023	
-30	0.0035	

Band :	LTE Band 5 (QPSK)	Limit (ppm) :	2.5

Temperature (°C)	BW 10MHz Deviation (ppm)	Result
50	0.0024	PASS
40	0.0012	
30	0.0000	
20(Ref.)	0.0000	
10	0.0000	
0	0.0012	
-10	0.0012	
-20	0.0000	
-30	0.0012	

Band :	LTE Band 7 (QPSK)	Limit (ppm) :	2.5

Temperature (°C)	BW 10MHz Deviation (ppm)	Result
50	0.0005	PASS
40	0.0005	
30	0.0005	
20(Ref.)	0.0000	
10	0.0000	
0	0.0005	
-10	0.0011	
-20	0.0005	
-30	0.0005	

Band :	LTE Band 12 (QPSK)	Limit (ppm) :	2.5

Temperature (°C)	BW 10MHz Deviation (ppm)	Result
50	0.0000	PASS
40	0.0000	
30	0.0000	
20(Ref.)	0.0000	
10	0.0000	
0	0.0012	
-10	0.0006	
-20	0.0000	
-30	0.0000	

Band :	LTE Band 17 (QPSK)	Limit (ppm) :	2.5

Temperature (°C)	BW 10MHz Deviation (ppm)	Result
50	0.0120	PASS
40	0.0096	
30	0.0084	
20(Ref.)	0.0000	
10	0.0000	
0	0.0084	
-10	0.0024	
-20	0.0012	
-30	0.0012	

Band :	LTE Band 25 (QPSK)	Limit (ppm) :	2.5

Temperature (°C)	BW 10MHz Deviation (ppm)	Result
50	0.0037	PASS
40	0.0032	
30	0.0016	
20(Ref.)	0.0000	
10	0.0011	
0	0.0027	
-10	0.0037	
-20	0.0154	
-30	0.0159	

Band :	LTE Band 26 (QPSK)	Limit (ppm) :	2.5

Temperature (°C)	BW 10MHz Deviation (ppm)	Result
50	0.0239	PASS
40	0.0191	
30	0.0012	
20(Ref.)	0.0000	
10	0.0203	
0	0.0179	
-10	0.0036	
-20	0.0048	
-30	0.0060	

3.8.7 Test Result of Voltage Variation (FCC)

Band	Bandwidth	Voltage (Volt)	Deviation (ppm)	Limit (ppm)	Result
LTE Band 2	10M	3.50	0.0027	2.5	PASS
		Normal	0.0000		
		4.35	0.0048		
LTE Band 4	10M	3.50	0.0144	2.5	PASS
		Normal	0.0000		
		4.35	0.0139		
LTE Band 5	10M	3.50	0.0012	2.5	PASS
		Normal	0.0000		
		4.35	0.0024		
LTE Band 7	10M	3.50	0.0011	2.5	PASS
		Normal	0.0000		
		4.35	0.0027		
LTE Band 12	10M	3.50	0.0006	2.5	PASS
		Normal	0.0000		
		4.35	0.0000		
LTE Band 17	10M	3.50	0.0012	2.5	PASS
		Normal	0.0012		
		4.35	0.0084		
LTE Band 25	10M	3.50	0.0175	2.5	PASS
		Normal	0.0000		
		4.35	0.0159		
LTE Band 26	10M	3.50	0.0048	2.5	PASS
		Normal	0.0000		
		4.35	0.0143		

Remark:

1. Normal Voltage = 3.80V.
2. The manufacturer declared that the EUT could work properly between voltage 3.50V ~ 4.35V.

4 List of Measuring Equipment

Instrument	Manufacturer	Model No.	Serial No.	Characteristics	Calibration Date	Test Date	Due Date	Remark
Spectrum Analyzer	R&S	FSV40	101078	10Hz~40GHz	May 08, 2014	Aug. 06, 2014~ Sep. 02, 2014	May 07, 2015	Conducted (TH01-SZ)
Thermal Chamber	Hongzhangroup	LP-150U	HD20120425	-40℃~150℃	Feb. 21, 2014	Aug. 06, 2014~ Sep. 02, 2014	Feb. 20, 2015	Conducted (TH01-SZ)
EMI Test Receiver	R&S	ESCI	100534	9kHz~3GHz	Nov. 05, 2013	Aug. 24, 2014	Nov. 04, 2014	Radiation (03CH01-KS)
Spectrum Analyzer	R&S	FSP30	101399	9kHz~30GHz	May 04, 2014	Aug. 24, 2014	May 03, 2015	Radiation (03CH01-KS)
Bilog Antenna	SCHAFFNER	CBL6112D	23182	25MHz~2GHz	Jan. 08, 2014	Aug. 24, 2014	Jan. 07, 2015	Radiation (03CH01-KS)
Double Ridge Horn Antenna	ETS-Lindgren	3117	75959	1GHz~18GHz	Jan. 08, 2014	Aug. 24, 2014	Jan. 07, 2015	Radiation (03CH01-KS)
Active Horn Antenna	com-power	AHA-118	701030	1GHz~18GHz	Nov. 18, 2013	Aug. 24, 2014	Nov. 17, 2014	Radiation (03CH01-KS)
SHF-EHF Horn	Schwarzbeck	BBHA 9170	BBHA170249	15GHz~40GHz	Mar. 10, 2014	Aug. 24, 2014	Mar. 09, 2015	Radiation (03CH01-KS)
Amplifier	com-power	PA-103A	161073	1MHz~1GHz	May 04, 2014	Aug. 24, 2014	May 03, 2015	Radiation (03CH01-KS)
Amplifier	Agilent	8449B	3008A02371	1GHz~26.5GHz	Dec. 10, 2013	Aug. 24, 2014	Dec. 09, 2014	Radiation (03CH01-KS)
AC Power Source	Chroma	61601	F104090004	N/A	NCR	Aug. 24, 2014	NCR	Radiation (03CH01-KS)
Turn Table	MF	MF7802	N/A	0~360 degree	NCR	Aug. 24, 2014	NCR	Radiation (03CH01-KS)
Antenna Mast	MF	MF7802	N/A	1 m~4 m	NCR	Aug. 24, 2014	NCR	Radiation (03CH01-KS)
Spectrum Analyzer	R&S	FSP 7	100818	9kHz~7GHz	Sep. 03, 2013	Aug. 11, 2014~ Sep. 01, 2014	Sep. 02, 2014	ERP/EIRP (OTA01-SZ)
Quad-Ridged Horn	ETS-Lindgren	3164-08	00102954	700MHz~10000MHz	N/A	Aug. 11, 2014~ Sep. 01, 2014	N/A	ERP/EIRP (OTA01-SZ)
Multi-Devices Controller	ETS-Lindgren	2090-OPT1	00108147	N/A	N/A	Aug. 11, 2014~ Sep. 01, 2014	N/A	ERP/EIRP (OTA01-SZ)
Switch Control Mainframe	Agilent	3499A	MY42005451	N/A	N/A	Aug. 11, 2014~ Sep. 01, 2014	N/A	ERP/EIRP (OTA01-SZ)

5 Uncertainty of Evaluation

Uncertainty of Radiated Emission Measurement (30 MHz ~ 1000 MHz)

Measuring Uncertainty for a Level of Confidence of 95% (U = 2Uc(y))	**2.5**