Test Laboratory: Sporton International Inc. SAR/HAC Testing Lab Date: 2014/4/2

#06_HAC_T-Coil_GSM850_Voice_Ch189_Axial (Z)

Communication System: GSM850; Frequency: 836.4 MHz;Duty Cycle: 1:8.3
Medium: Air Medium parameters used: $\sigma = 0$ S/m, $\varepsilon_r = 1$; $\rho = 0$ kg/m^3
Ambient Temperature：23.3 ℃;

DASY5 Configuration:
- Probe: AM1DV2 - 1038; ; Calibrated: 2014/1/29
- Sensor-Surface: 0mm (Fix Surface)
- Electronics: DAE4 Sn1399; Calibrated: 2013/11/7
- Phantom: HAC Test Arch with AMCC; Type: SD HAC P01 BA;
- Measurement SW: DASY52, Version 52.8 (6); SEMCAD X Version 14.6.9 (7117)

General Scans/z (axial) 4.2mm 50 x 50/ABM Signal(x,y,z) (13x13x1): Measurement grid: dx=10mm, dy=10mm
ABM1/ABM2 = 39.96 dB
ABM1 comp = 6.67 dBA/m
Location: 0, 4.2, 3.7 mm



0 dB = 1.000 A/m = 0.00 dBA/m

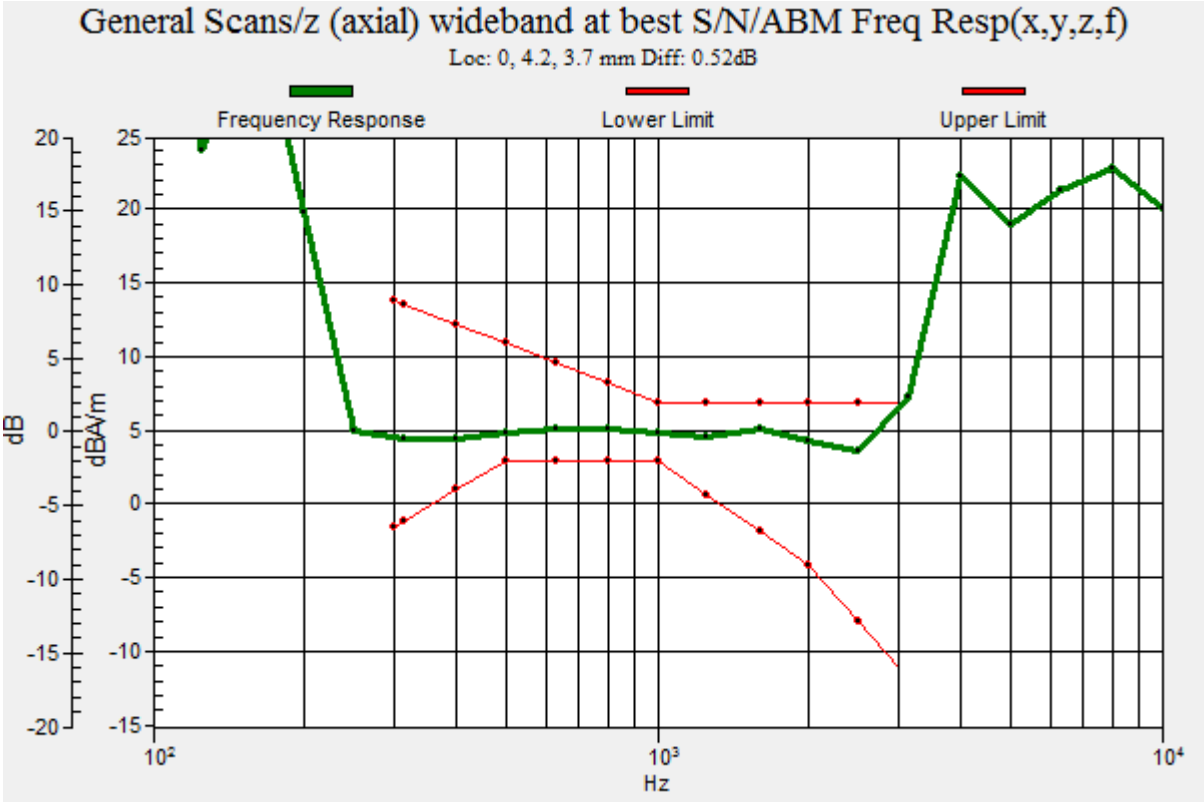
General Scans/z (axial) wideband at best S/N/ABM Freq Resp(x,y,z,f)
Loc: 0, 4.2, 3.7 mm Diff: 0.52dB
Frequency Response
Lower Limit
Upper Limit
dB
dBA/m
Hz

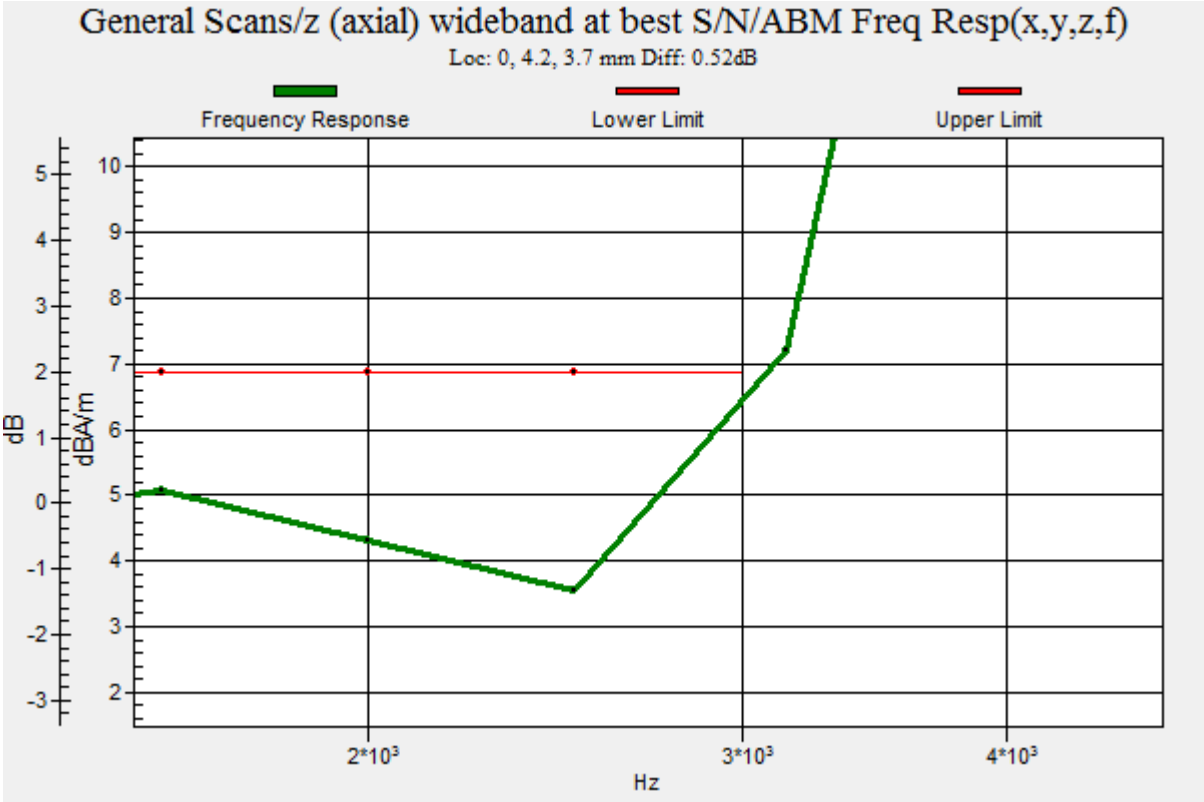
General Scans/z (axial) wideband at best S/N/ABM Freq Resp(x,y,z,f)
Loc: 0, 4.2, 3.7 mm Diff: 0.52dB
Frequency Response
Lower Limit
Upper Limit
dB
dBA/m
Hz

#06_HAC_T-Coil_GSM850_Voice_Ch189_Radial 2 (Y)

Communication System: GSM850; Frequency: 836.4 MHz;Duty Cycle: 1:8.3
Medium: Air Medium parameters used: $\sigma = 0$ S/m, $\varepsilon_r = 1$; $\rho = 0$ kg/m^3
Ambient Temperature：23.3 ℃;

DASY5 Configuration:
- Probe: AM1DV2 - 1038; ; Calibrated: 2014/1/29
- Sensor-Surface: 0mm (Fix Surface)
- Electronics: DAE4 Sn1399; Calibrated: 2013/11/7
- Phantom: HAC Test Arch with AMCC; Type: SD HAC P01 BA;
- Measurement SW: DASY52, Version 52.8 (6); SEMCAD X Version 14.6.9 (7117)

General Scans/y (transversal) 4.2mm 50 x 50/ABM Signal(x,y,z) (13x13x1):

Measurement grid: dx=10mm, dy=10mm
ABM1/ABM2 = 39.57 dB
ABM1 comp = -1.91 dBA/m
Location: -4.2, -8.3, 3.7 mm



0 dB = 1.000 A/m = 0.00 dBA/m

#02_HAC_T-Coil_GSM1900_Voice_Ch661_Axial (Z)

Communication System: PCS; Frequency: 1880 MHz;Duty Cycle: 1:8.3
Medium: Air Medium parameters used: $\sigma = 0$ S/m, $\varepsilon_r = 1$; $\rho = 0$ kg/m^3
Ambient Temperature：23.3 ℃;

DASY5 Configuration:
- Probe: AM1DV2 - 1038; ; Calibrated: 2014/1/29
- Sensor-Surface: 0mm (Fix Surface)
- Electronics: DAE4 Sn1399; Calibrated: 2013/11/7
- Phantom: HAC Test Arch with AMCC; Type: SD HAC P01 BA;
- Measurement SW: DASY52, Version 52.8 (6); SEMCAD X Version 14.6.9 (7117)

General Scans/z (axial) 4.2mm 50 x 50/ABM SNR(x,y,z) (13x13x1): Measurement grid: dx=10mm, dy=10mm
ABM1/ABM2 = 39.06 dB
ABM1 comp = 8.20 dBA/m
Location: 0, 0, 3.7 mm



0 dB = 1.000 A/m = 0.00 dBA/m

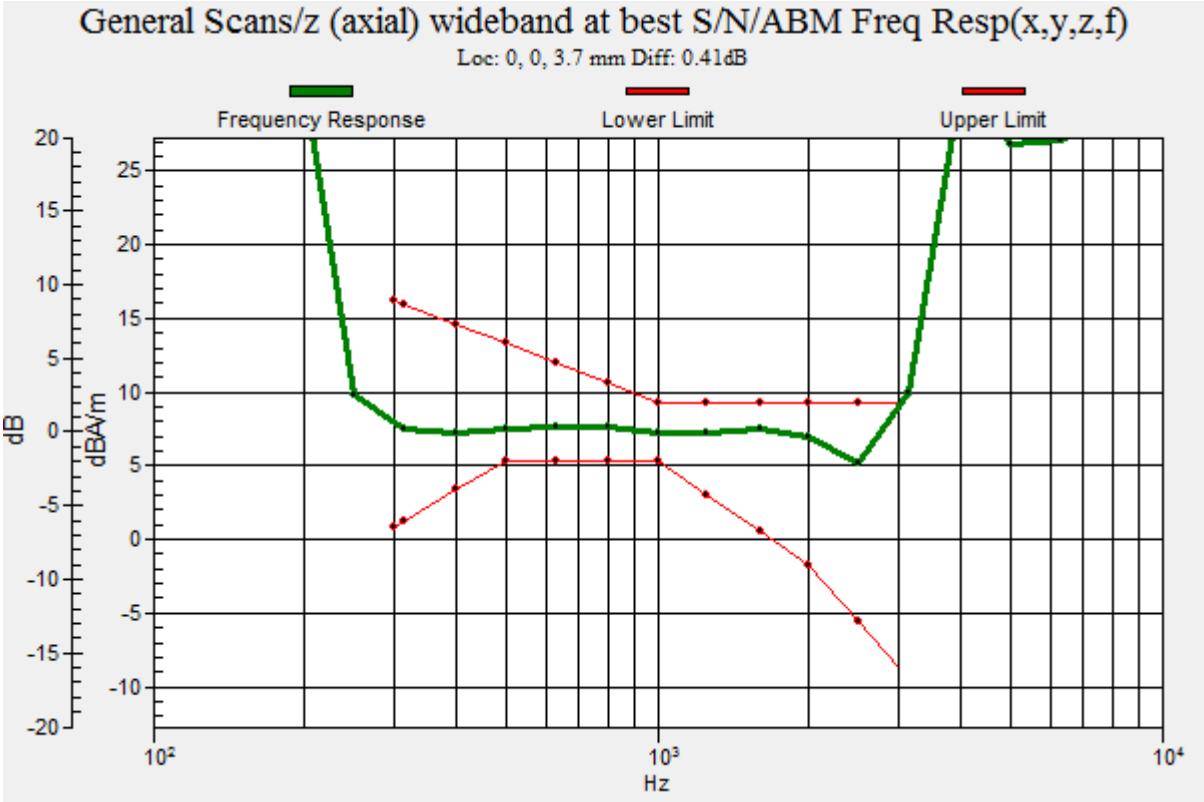
General Scans/z (axial) wideband at best S/N/ABM Freq Resp(x,y,z,f)
Loc: 0, 0, 3.7 mm Diff: 0.41dB
Frequency Response
Lower Limit
Upper Limit
dB
dBA/m
Hz

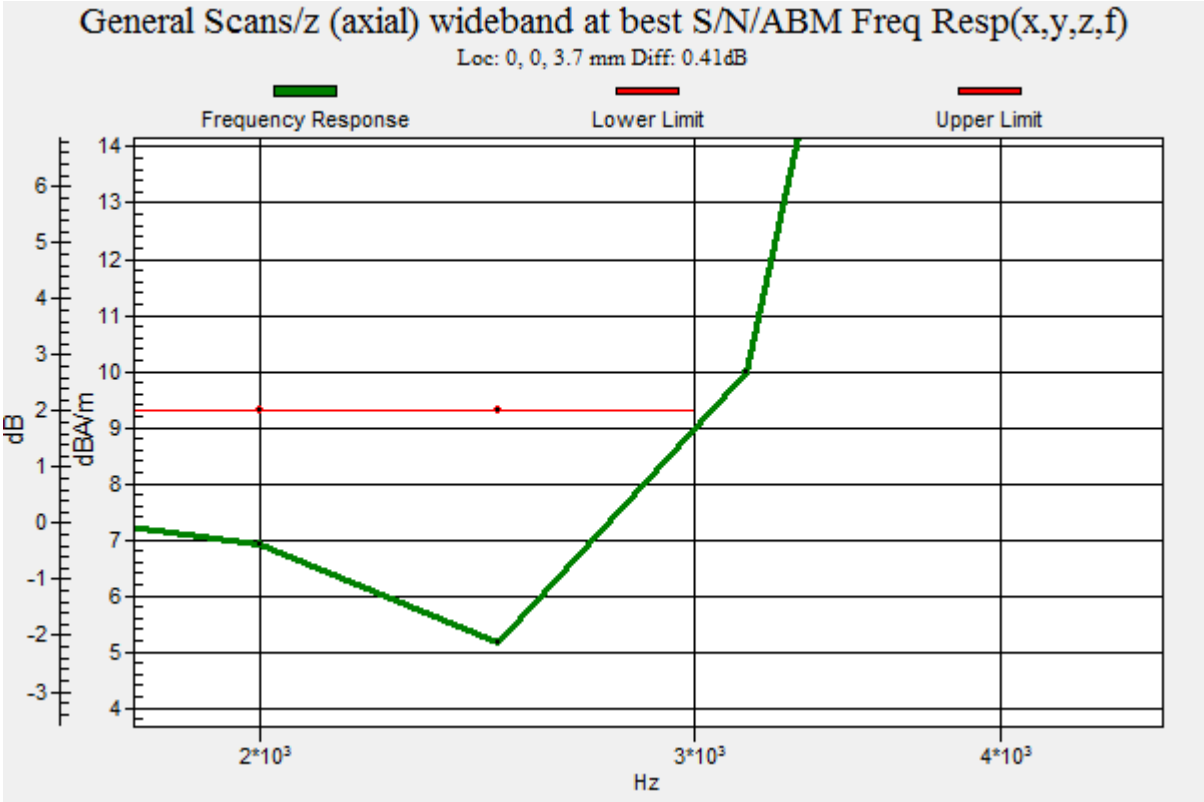
General Scans/z (axial) wideband at best S/N/ABM Freq Resp(x,y,z,f)
Loc: 0, 0, 3.7 mm Diff: 0.41dB
Frequency Response
Lower Limit
Upper Limit
dB
dBA/m
Hz

#02_HAC_T-Coil_GSM1900_Voice_Ch661_Radial 2 (Y)

Communication System: PCS; Frequency: 1880 MHz;Duty Cycle: 1:8.3
Medium: Air Medium parameters used: $\sigma = 0$ S/m, $\varepsilon_r = 1$; $\rho = 0$ kg/m^3
Ambient Temperature：23.3 ℃

DASY5 Configuration:
- Probe: AM1DV2 - 1038; ; Calibrated: 2014/1/29
- Sensor-Surface: 0mm (Fix Surface)
- Electronics: DAE4 Sn1399; Calibrated: 2013/11/7
- Phantom: HAC Test Arch with AMCC; Type: SD HAC P01 BA;
- Measurement SW: DASY52, Version 52.8 (6); SEMCAD X Version 14.6.9 (7117)

General Scans/y (transversal) 4.2mm 50 x 50/ABM SNR(x,y,z) (13x13x1): Measurement grid: dx=10mm, dy=10mm
ABM1/ABM2 = 39.01 dB
ABM1 comp = -1.12 dBA/m
Location: -4.2, 8.3, 3.7 mm



0 dB = 1.000 A/m = 0.00 dBA/m

#22_HAC_T-Coil_WCDMA V_AMR12.2Kbps_Ch4182_Axial (Z)

Communication System: WCDMA; Frequency: 836.4 MHz;Duty Cycle: 1:1
Medium: Air Medium parameters used: $\sigma = 0$ S/m, $\varepsilon_r = 1$; $\rho = 0$ kg/m^3
Ambient Temperature：23.5 ℃

DASY5 Configuration:
- Probe: AM1DV2 - 1038; ; Calibrated: 2014/1/29
- Sensor-Surface: 0mm (Fix Surface)
- Electronics: DAE4 Sn1399; Calibrated: 2013/11/7
- Phantom: HAC Test Arch with AMCC; Type: SD HAC P01 BA;
- Measurement SW: DASY52, Version 52.8 (6); SEMCAD X Version 14.6.9 (7117)

General Scans/z (axial) 4.2mm 50 x 50/ABM SNR(x,y,z) (13x13x1): Measurement grid: dx=10mm, dy=10mm
ABM1/ABM2 = 38.03 dB
ABM1 comp = -9.27 dBA/m
Location: -4.2, -4.2, 3.7 mm

0 dB = 1.000 A/m = 0.00 dBA/m

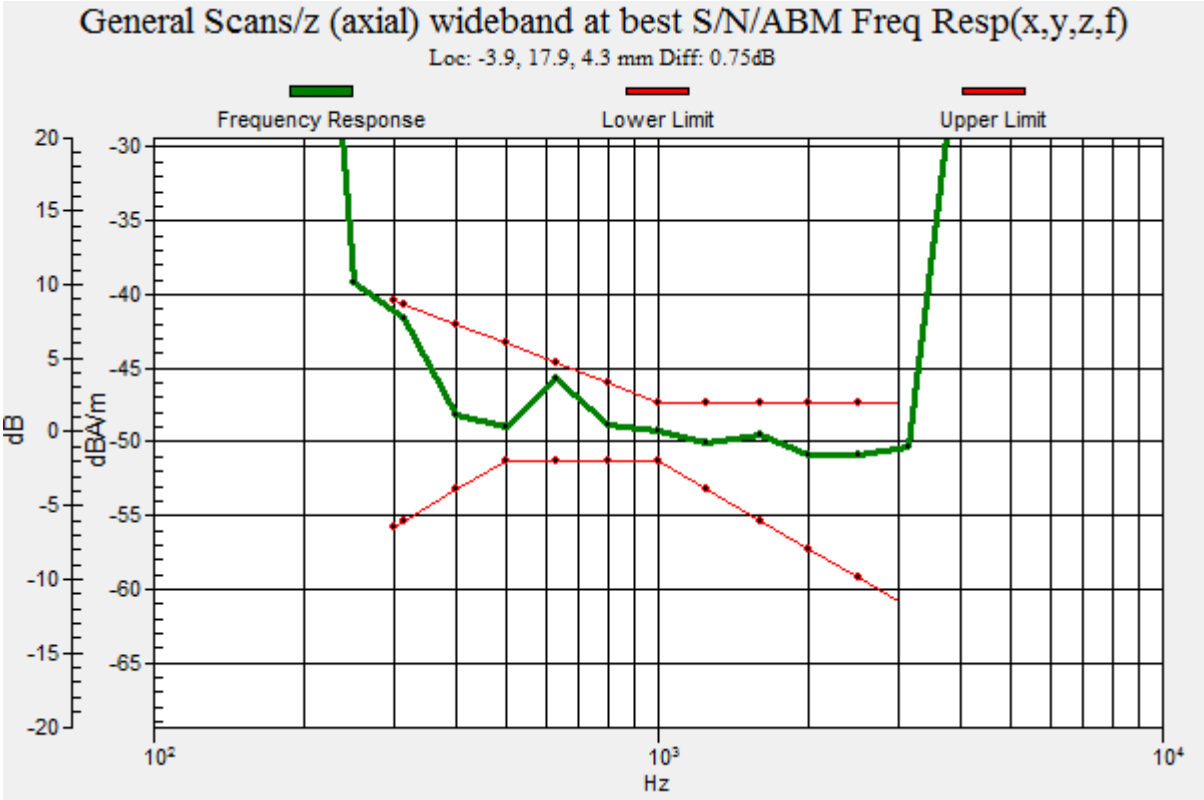
General Scans/z (axial) wideband at best S/N/ABM Freq Resp(x,y,z,f)
Loc: -3.9, 17.9, 4.3 mm Diff: 0.75dB
Frequency Response
Lower Limit
Upper Limit
dB
dBA/m
Hz

#22_HAC_T-Coil_WCDMA V_AMR12.2Kbps_Ch4182_Radial 2 (Y)

Communication System: WCDMA; Frequency: 836.4 MHz;Duty Cycle: 1:1
Medium: Air Medium parameters used: $\sigma = 0$ S/m, $\varepsilon_r = 1$; $\rho = 0$ kg/m^3
Ambient Temperature：23.5 ℃

DASY5 Configuration:
- Probe: AM1DV2 - 1038; ; Calibrated: 2014/1/29
- Sensor-Surface: 0mm (Fix Surface)
- Electronics: DAE4 Sn1399; Calibrated: 2013/11/7
- Phantom: HAC Test Arch with AMCC; Type: SD HAC P01 BA;
- Measurement SW: DASY52, Version 52.8 (6); SEMCAD X Version 14.6.9 (7117)

General Scans/y (transversal) 4.2mm 50 x 50/ABM SNR(x,y,z) (13x13x1): Measurement grid: dx=10mm, dy=10mm
ABM1/ABM2 = 37.43 dB
ABM1 comp = -9.02 dBA/m
Location: 0, -4.2, 3.7 mm

0 dB = 1.000 A/m = 0.00 dBA/m

#04_HAC_T-Coil_WCDMA IV_AMR12.2Kbps_Ch1413_Axial (Z)

Communication System: WCDMA; Frequency: 1732.6 MHz;Duty Cycle: 1:1
Medium: Air Medium parameters used: $\sigma = 0$ S/m, $\varepsilon_r = 1$; $\rho = 0$ kg/m^3
Ambient Temperature：23.2 ℃

DASY5 Configuration:
- Probe: AM1DV2 - 1038; ; Calibrated: 2014/1/29
- Sensor-Surface: 0mm (Fix Surface)
- Electronics: DAE4 Sn1399; Calibrated: 2013/11/7
- Phantom: HAC Test Arch with AMCC; Type: SD HAC P01 BA;
- Measurement SW: DASY52, Version 52.8 (6); SEMCAD X Version 14.6.9 (7117)

General Scans/z (axial) 4.2mm 50 x 50/ABM SNR(x,y,z) (13x13x1): Measurement grid: dx=10mm, dy=10mm
ABM1/ABM2 = 38.72 dB
ABM1 comp = 6.23 dBA/m
Location: 4.2, 4.2, 3.7 mm



0 dB = 1.000 A/m = 0.00 dBA/m

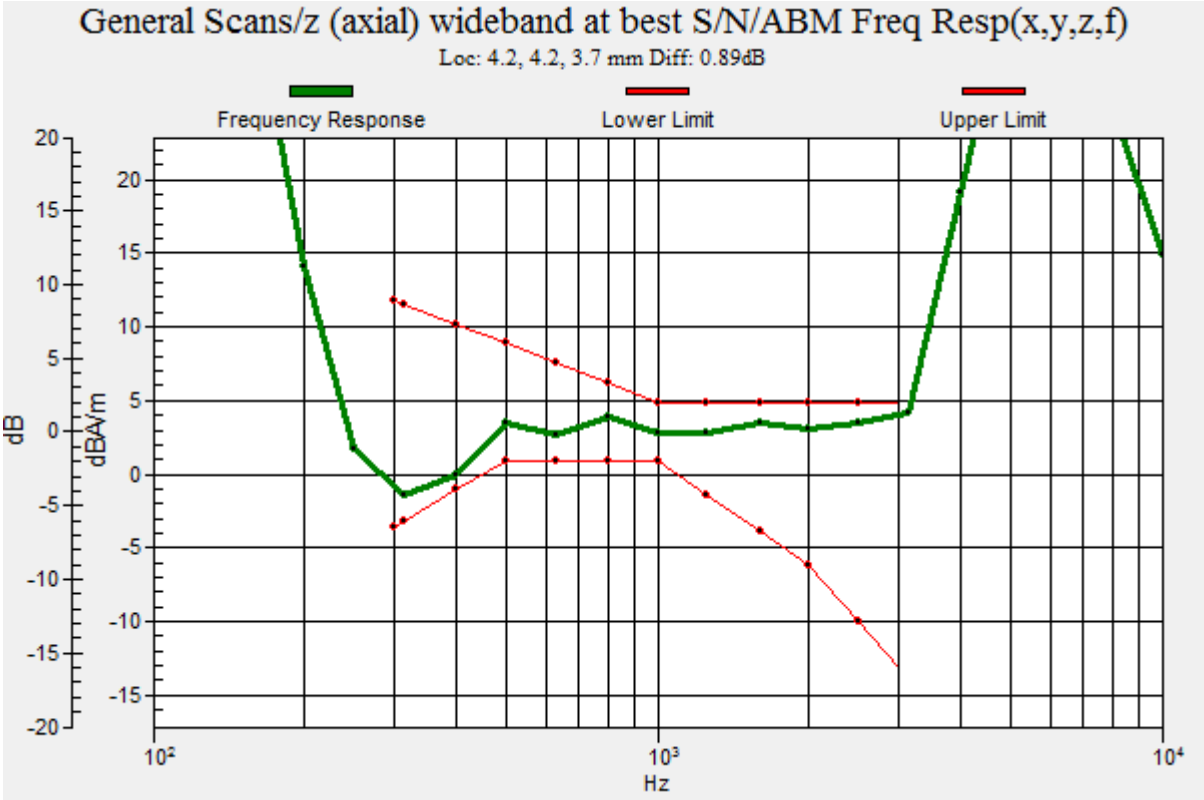
General Scans/z (axial) wideband at best S/N/ABM Freq Resp(x,y,z,f)
Loc: 4.2, 4.2, 3.7 mm Diff: 0.89dB
Frequency Response
Lower Limit
Upper Limit
dB
dBA/m
Hz

#04_HAC_T-Coil_WCDMA IV_AMR12.2Kbps_Ch1413_Radial 2 (Y)

Communication System: WCDMA; Frequency: 1732.6 MHz;Duty Cycle: 1:1
Medium: Air Medium parameters used: $\sigma = 0$ S/m, $\varepsilon_r = 1$; $\rho = 0$ kg/m^3
Ambient Temperature：23.2 ℃

DASY5 Configuration:
- Probe: AM1DV2 - 1038; ; Calibrated: 2014/1/29
- Sensor-Surface: 0mm (Fix Surface)
- Electronics: DAE4 Sn1399; Calibrated: 2013/11/7
- Phantom: HAC Test Arch with AMCC; Type: SD HAC P01 BA;
- Measurement SW: DASY52, Version 52.8 (6); SEMCAD X Version 14.6.9 (7117)

General Scans/y (transversal) 4.2mm 50 x 50/ABM SNR(x,y,z) (13x13x1): Measurement grid: dx=10mm, dy=10mm
ABM1/ABM2 = 37.62 dB
ABM1 comp = -2.72 dBA/m
Location: 4.2, 8.3, 3.7 mm



0 dB = 1.000 A/m = 0.00 dBA/m

#23_HAC_T-Coil_WCDMA II_AMR12.2Kbps_Ch9400_Axial (Z)

Communication System: WCDMA; Frequency: 1880 MHz;Duty Cycle: 1:1
Medium: Air Medium parameters used: $\sigma = 0$ S/m, $\varepsilon_r = 1$; $\rho = 0$ kg/m^3
Ambient Temperature：23.5 ℃

DASY5 Configuration:
- Probe: AM1DV2 - 1038; ; Calibrated: 2014/1/29
- Sensor-Surface: 0mm (Fix Surface)
- Electronics: DAE4 Sn1399; Calibrated: 2013/11/7
- Phantom: HAC Test Arch with AMCC; Type: SD HAC P01 BA;
- Measurement SW: DASY52, Version 52.8 (6); SEMCAD X Version 14.6.9 (7117)

General Scans/z (axial) 4.2mm 50 x 50/ABM SNR(x,y,z) (13x13x1): Measurement grid: dx=10mm, dy=10mm
ABM1/ABM2 = 39.55 dB
ABM1 comp = -4.12 dBA/m
Location: 0, 4.2, 3.7 mm

0 dB = 1.000 A/m = 0.00 dBA/m

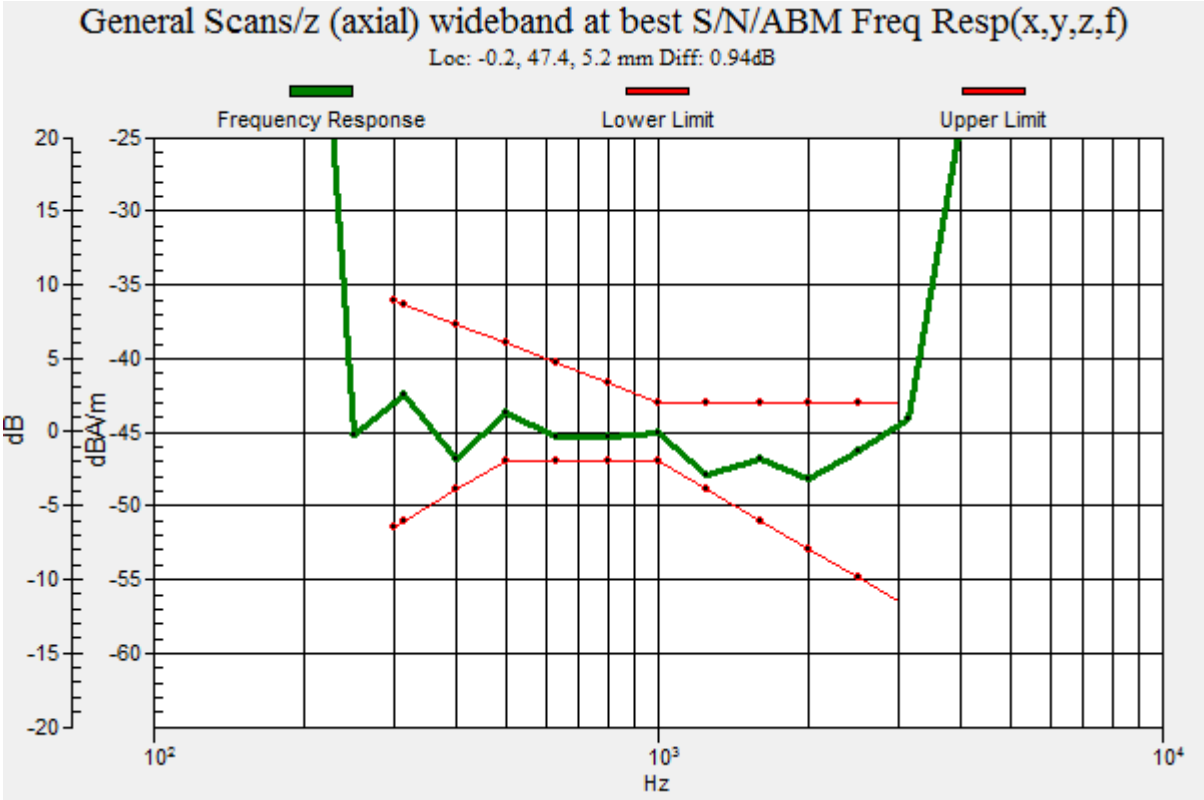
General Scans/z (axial) wideband at best S/N/ABM Freq Resp(x,y,z,f)
Loc: -0.2, 47.4, 5.2 mm Diff: 0.94dB
Frequency Response
Lower Limit
Upper Limit
dB
dBA/m
20
15
10
5
0
-5
-10
-15
-20
-25
-30
-35
-40
-45
-50
-55
-60
10^2
10^3
10^4
Hz

#23_HAC_T-Coil_WCDMA II_AMR12.2Kbps_Ch9400_Radial 2 (Y)

Communication System: WCDMA; Frequency: 1880 MHz;Duty Cycle: 1:1
Medium: Air Medium parameters used: $\sigma = 0$ S/m, $\varepsilon_r = 1$; $\rho = 0$ kg/m^3
Ambient Temperature：23.5 ℃

DASY5 Configuration:
- Probe: AM1DV2 - 1038; ; Calibrated: 2014/1/29
- Sensor-Surface: 0mm (Fix Surface)
- Electronics: DAE4 Sn1399; Calibrated: 2013/11/7
- Phantom: HAC Test Arch with AMCC; Type: SD HAC P01 BA;
- Measurement SW: DASY52, Version 52.8 (6); SEMCAD X Version 14.6.9 (7117)

General Scans/y (transversal) 4.2mm 50 x 50/ABM SNR(x,y,z) (13x13x1): Measurement grid: dx=10mm, dy=10mm
ABM1/ABM2 = 35.96 dB
ABM1 comp = -10.12 dBA/m
Location: 0, -8.3, 3.7 mm

0 dB = 1.000 A/m = 0.00 dBA/m