Band :	LTE Band 4	Channel :	CH20175 (Middle)
Band Width :	20MHz		

QPSK (RB Size 1, RB Offset 0)

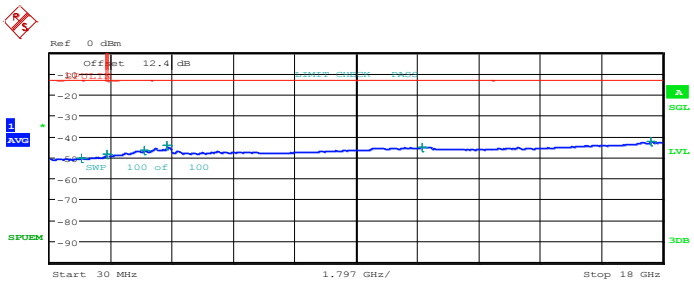

Start [Hz]	Stop [Hz]	RBW [Hz]	Freq [Hz]	PwrAbs [dBm]	Δ Limit [dB]
30.000 M	1.000 G	1.00 M	961.200000 M	-50.64	-37.64
1.000 G	1.700 G	1.00 M	1.699300 G	-48.79	-35.79
1.765 G	3.000 G	1.00 M	2.798695 G	-46.65	-33.65
3.000 G	9.000 G	1.00 M	3.444000 G	-44.58	-31.58
9.000 G	13.000 G	1.00 M	10.952000 G	-45.21	-32.21
13.000 G	18.000 G	1.00 M	17.655000 G	-42.66	-29.66

Date: 9.JAN.2014 17:08:51

16QAM (RB Size 1, RB Offset 0)

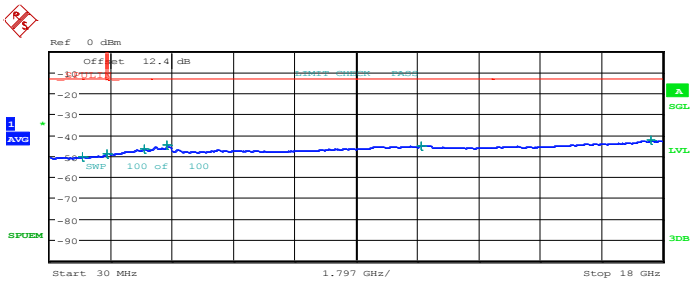

Start [Hz]	Stop [Hz]	RBW [Hz]	Freq [Hz]	PwrAbs [dBm]	Δ Limit [dB]
30.000 M	1.000 G	1.00 M	981.570000 M	-50.66	-37.66
1.000 G	1.700 G	1.00 M	1.697900 G	-49.20	-36.20
1.765 G	3.000 G	1.00 M	2.794990 G	-46.60	-33.60
3.000 G	9.000 G	1.00 M	3.444000 G	-45.05	-32.05
9.000 G	13.000 G	1.00 M	10.920000 G	-45.26	-32.26
13.000 G	18.000 G	1.00 M	17.660000 G	-42.68	-29.68

Date: 9.JAN.2014 17:09:47

Band :	LTE Band 4	Channel :	CH20300 (High)
Band Width :	20MHz		

QPSK (RB Size 1, RB Offset 0)

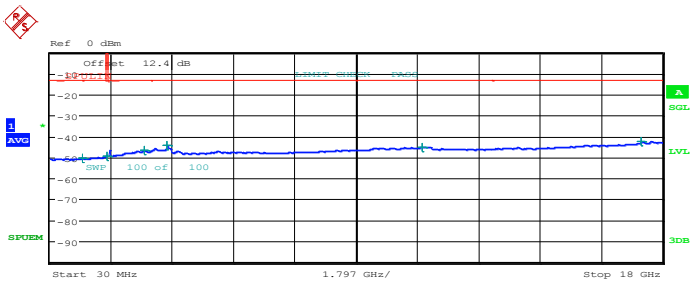

Start [Hz]	Stop [Hz]	RBW [Hz]	Freq [Hz]	PwrAbs [dBm]	Δ Limit [dB]
30.000 M	1.000 G	1.00 M	982.540000 M	-50.49	-37.49
1.000 G	1.700 G	1.00 M	1.693700 G	-49.40	-36.40
1.765 G	3.000 G	1.00 M	2.793755 G	-46.65	-33.65
3.000 G	9.000 G	1.00 M	3.468000 G	-44.30	-31.30
9.000 G	13.000 G	1.00 M	10.944000 G	-45.21	-32.21
13.000 G	18.000 G	1.00 M	17.380000 G	-42.67	-29.67

Date: 9.JAN.2014 17:11:33

16QAM (RB Size 1, RB Offset 0)

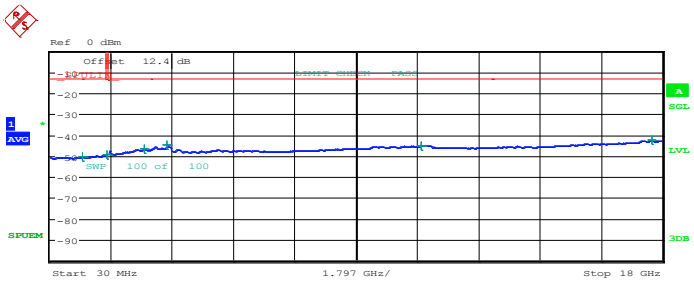

Start [Hz]	Stop [Hz]	RBW [Hz]	Freq [Hz]	PwrAbs [dBm]	Δ Limit [dB]
30.000 M	1.000 G	1.00 M	984.480000 M	-50.64	-37.64
1.000 G	1.700 G	1.00 M	1.697900 G	-49.37	-36.37
1.765 G	3.000 G	1.00 M	2.794990 G	-46.66	-33.66
3.000 G	9.000 G	1.00 M	3.468000 G	-44.95	-31.95
9.000 G	13.000 G	1.00 M	10.912000 G	-45.23	-32.23
13.000 G	18.000 G	1.00 M	17.670000 G	-42.60	-29.60

Date: 9.JAN.2014 17:12:28

Band :	LTE Band 17	Channel :	CH23755 (Low)
Band Width :	5MHz		

QPSK (RB Size 1, RB Offset 0)

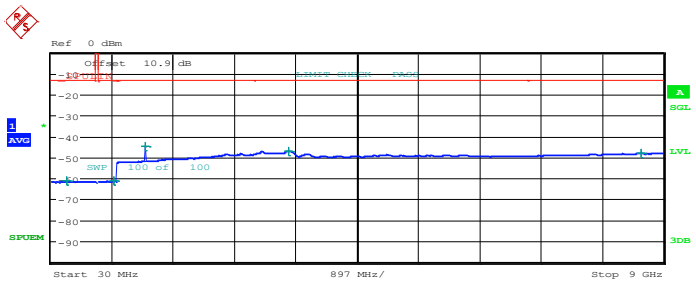

Start [Hz]	Stop [Hz]	RBW [Hz]	Freq [Hz]	PwrAbs [dBm]	Δ Limit [dB]
30.000 M	690.000 M	100.00 k	253.740000 M	-61.40	-48.40
725.000 M	1.000 G	100.00 k	952.975000 M	-61.22	-48.22
1.000 G	3.000 G	1.00 M	1.408000 G	-44.70	-31.70
3.000 G	7.000 G	1.00 M	3.508000 G	-46.98	-33.98
7.000 G	9.000 G	1.00 M	8.670000 G	-48.06	-35.06

Date: 9.JAN.2014 10:46:46

16QAM (RB Size 1, RB Offset 0)

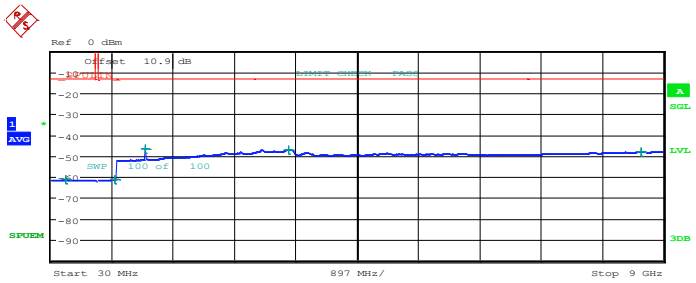

Start [Hz]	Stop [Hz]	RBW [Hz]	Freq [Hz]	PwrAbs [dBm]	Δ Limit [dB]
30.000 M	690.000 M	100.00 k	245.820000 M	-61.24	-48.24
725.000 M	1.000 G	100.00 k	960.950000 M	-61.39	-48.39
1.000 G	3.000 G	1.00 M	1.408000 G	-46.84	-33.84
3.000 G	7.000 G	1.00 M	3.508000 G	-47.08	-34.08
7.000 G	9.000 G	1.00 M	8.670000 G	-47.95	-34.95

Date: 9.JAN.2014 10:47:42

Band :	LTE Band 17	Channel :	CH23790 (Middle)
Band Width :	5MHz		

QPSK (RB Size 1, RB Offset 0)

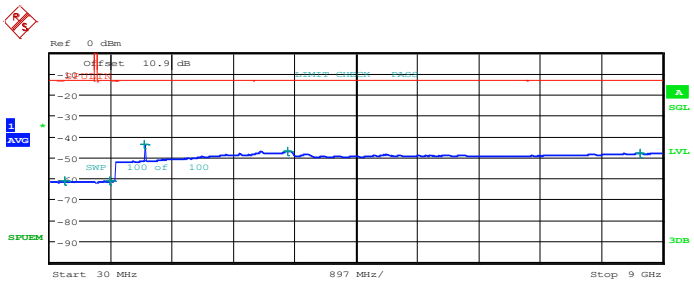

Start [Hz]	Stop [Hz]	RBW [Hz]	Freq [Hz]	PwrAbs [dBm]	Δ Limit [dB]
30.000 M	690.000 M	100.00 k	239.880000 M	-61.35	-48.35
725.000 M	1.000 G	100.00 k	905.950000 M	-61.26	-48.26
1.000 G	3.000 G	1.00 M	1.416000 G	-43.96	-30.96
3.000 G	7.000 G	1.00 M	3.504000 G	-47.02	-34.02
7.000 G	9.000 G	1.00 M	8.676000 G	-48.01	-35.01

Date: 9.JAN.2014 10:49:28

16QAM (RB Size 1, RB Offset 0)

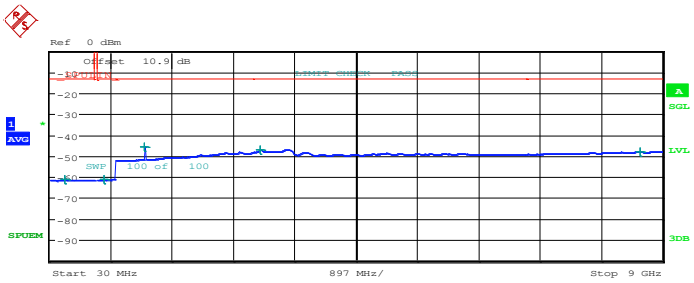

Start [Hz]	Stop [Hz]	RBW [Hz]	Freq [Hz]	PwrAbs [dBm]	Δ Limit [dB]
30.000 M	690.000 M	100.00 k	243.840000 M	-61.47	-48.47
725.000 M	1.000 G	100.00 k	819.050000 M	-61.39	-48.39
1.000 G	3.000 G	1.00 M	1.416000 G	-45.84	-32.84
3.000 G	7.000 G	1.00 M	3.112000 G	-47.05	-34.05
7.000 G	9.000 G	1.00 M	8.676000 G	-47.96	-34.96

Date: 9.JAN.2014 10:50:23

Band :	LTE Band 17	Channel :	CH23825 (High)
Band Width :	5MHz		

QPSK (RB Size 1, RB Offset 0)

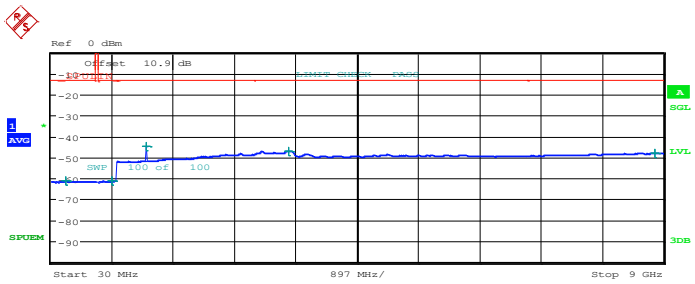

Start [Hz]	Stop [Hz]	RBW [Hz]	Freq [Hz]	PwrAbs [dBm]	Δ Limit [dB]
30.000 M	690.000 M	100.00 k	242.520000 M	-61.48	-48.48
725.000 M	1.000 G	100.00 k	927.400000 M	-61.25	-48.25
1.000 G	3.000 G	1.00 M	1.422000 G	-44.64	-31.64
3.000 G	7.000 G	1.00 M	3.508000 G	-47.05	-34.05
7.000 G	9.000 G	1.00 M	8.870000 G	-48.04	-35.04

Date: 9.JAN.2014 10:54:59

16QAM (RB Size 1, RB Offset 0)

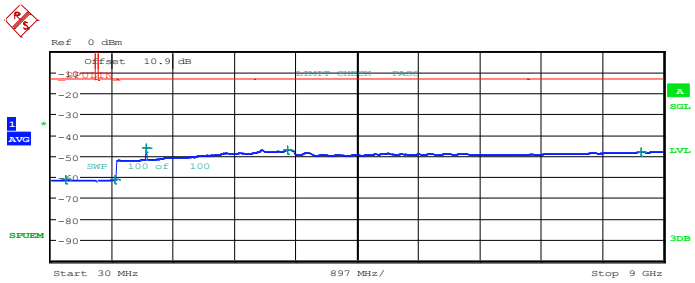

Start [Hz]	Stop [Hz]	RBW [Hz]	Freq [Hz]	PwrAbs [dBm]	Δ Limit [dB]
30.000 M	690.000 M	100.00 k	242.520000 M	-61.34	-48.34
725.000 M	1.000 G	100.00 k	962.600000 M	-61.14	-48.14
1.000 G	3.000 G	1.00 M	1.422000 G	-46.01	-33.01
3.000 G	7.000 G	1.00 M	3.500000 G	-47.05	-34.05
7.000 G	9.000 G	1.00 M	8.676000 G	-48.06	-35.06

Date: 9.JAN.2014 10:55:55

Band :	LTE Band 17	Channel :	CH23780 (Low)
Band Width :	10MHz		

QPSK (RB Size 1, RB Offset 0)

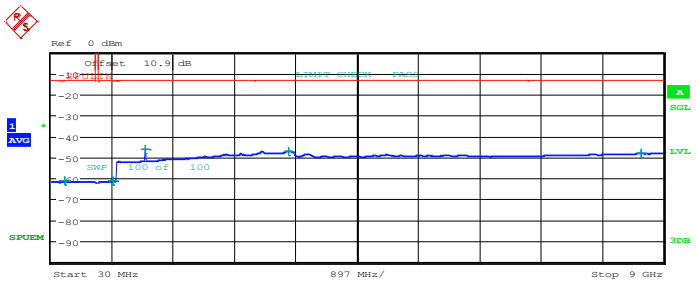

Start [Hz]	Stop [Hz]	RBW [Hz]	Freq [Hz]	PwrAbs [dBm]	Δ Limit [dB]
30.000 M	690.000 M	100.00 k	235.260000 M	-61.45	-48.45
725.000 M	1.000 G	100.00 k	938.400000 M	-61.26	-48.26
1.000 G	3.000 G	1.00 M	1.410000 G	-46.37	-33.37
3.000 G	7.000 G	1.00 M	3.512000 G	-47.10	-34.10
7.000 G	9.000 G	1.00 M	8.674000 G	-48.02	-35.02

Date: 9.JAN.2014 11:00:35

16QAM (RB Size 1, RB Offset 0)

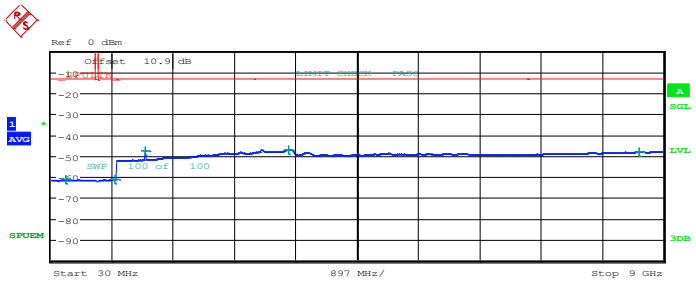

Start [Hz]	Stop [Hz]	RBW [Hz]	Freq [Hz]	PwrAbs [dBm]	Δ Limit [dB]
30.000 M	690.000 M	100.00 k	239.880000 M	-61.42	-48.42
725.000 M	1.000 G	100.00 k	960.675000 M	-61.15	-48.15
1.000 G	3.000 G	1.00 M	1.410000 G	-47.64	-34.64
3.000 G	7.000 G	1.00 M	3.508000 G	-47.00	-34.00
7.000 G	9.000 G	1.00 M	8.638000 G	-48.03	-35.03

Date: 9.JAN.2014 11:01:30

Band :	LTE Band 17	Channel :	CH23790 (Middle)
Band Width :	10MHz		

QPSK (RB Size 1, RB Offset 0)

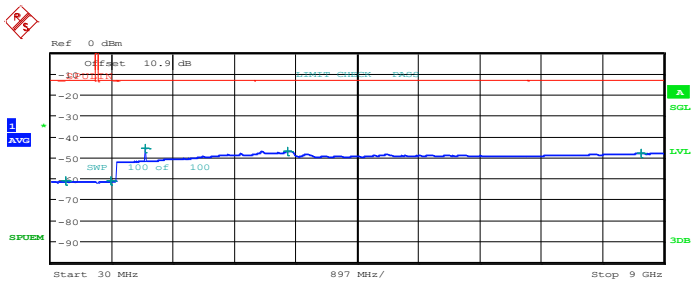

Start [Hz]	Stop [Hz]	RBW [Hz]	Freq [Hz]	PwrAbs [dBm]	Δ Limit [dB]
30.000 M	690.000 M	100.00 k	245.160000 M	-61.49	-48.49
725.000 M	1.000 G	100.00 k	909.525000 M	-61.42	-48.42
1.000 G	3.000 G	1.00 M	1.412000 G	-45.84	-32.84
3.000 G	7.000 G	1.00 M	3.496000 G	-46.97	-33.97
7.000 G	9.000 G	1.00 M	8.676000 G	-48.08	-35.08

Date: 9.JAN.2014 11:03:16

16QAM (RB Size 1, RB Offset 0)

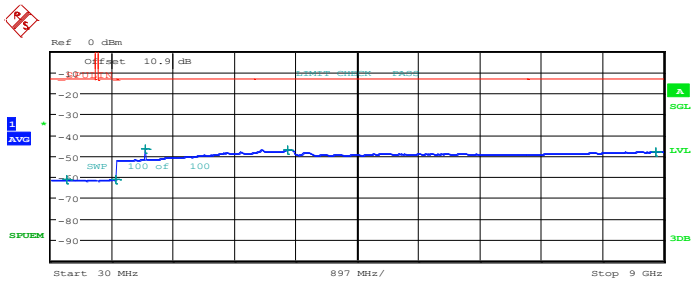

Start [Hz]	Stop [Hz]	RBW [Hz]	Freq [Hz]	PwrAbs [dBm]	Δ Limit [dB]
30.000 M	690.000 M	100.00 k	262.320000 M	-61.49	-48.49
725.000 M	1.000 G	100.00 k	980.475000 M	-61.23	-48.23
1.000 G	3.000 G	1.00 M	1.412000 G	-46.94	-33.94
3.000 G	7.000 G	1.00 M	3.496000 G	-47.07	-34.07
7.000 G	9.000 G	1.00 M	8.878000 G	-47.97	-34.97

Date: 9.JAN.2014 11:04:12

Band :	LTE Band 17	Channel :	CH23800 (High)
Band Width :	10MHz		

QPSK (RB Size 1, RB Offset 0)

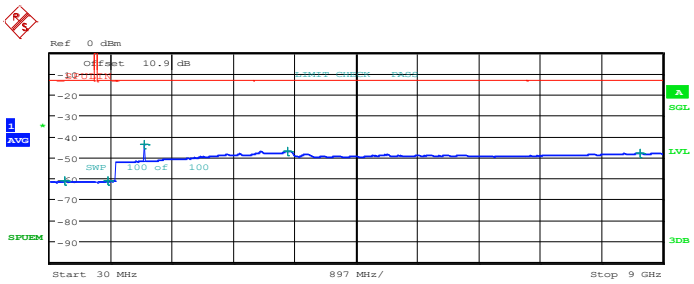

Start [Hz]	Stop [Hz]	RBW [Hz]	Freq [Hz]	PwrAbs [dBm]	Δ Limit [dB]
30.000 M	690.000 M	100.00 k	242.520000 M	-61.36	-48.36
725.000 M	1.000 G	100.00 k	876.525000 M	-61.26	-48.26
1.000 G	3.000 G	1.00 M	1.414000 G	-44.13	-31.13
3.000 G	7.000 G	1.00 M	3.504000 G	-47.03	-34.03
7.000 G	9.000 G	1.00 M	8.666000 G	-48.03	-35.03

Date: 9.JAN.2014 11:08:48

16QAM (RB Size 1, RB Offset 0)

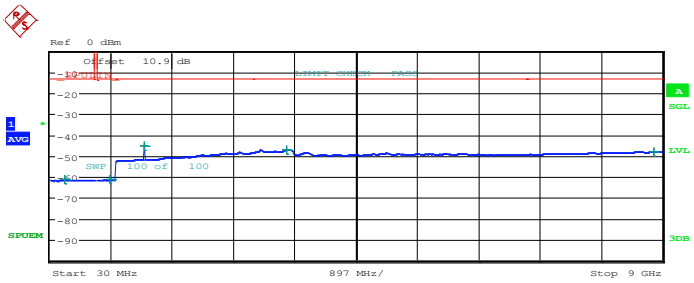

Start [Hz]	Stop [Hz]	RBW [Hz]	Freq [Hz]	PwrAbs [dBm]	Δ Limit [dB]
30.000 M	690.000 M	100.00 k	244.500000 M	-61.46	-48.46
725.000 M	1.000 G	100.00 k	911.450000 M	-61.36	-48.36
1.000 G	3.000 G	1.00 M	1.414000 G	-45.26	-32.26
3.000 G	7.000 G	1.00 M	3.496000 G	-47.04	-34.04
7.000 G	9.000 G	1.00 M	8.864000 G	-48.06	-35.06

Date: 9.JAN.2014 11:09:43

Band :	LTE Band 7	Channel :	CH20775 (Low)
Band Width :	5MHz		

QPSK (RB Size 1, RB Offset 0)

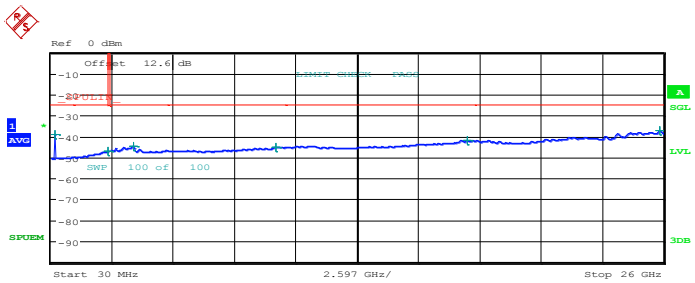

Start [Hz]	Stop [Hz]	RBW [Hz]	Freq [Hz]	PwrAbs [dBm]	Δ Limit [dB]
30.000 M	1.000 G	1.00 M	186.170000 M	-39.01	-14.01
1.000 G	2.490 G	1.00 M	2.464670 G	-47.12	-22.12
2.580 G	5.000 G	1.00 M	3.511700 G	-45.01	-20.01
5.000 G	10.000 G	1.00 M	9.565000 G	-45.08	-20.08
10.000 G	18.000 G	1.00 M	17.656000 G	-42.03	-17.03
18.000 G	26.000 G	1.00 M	25.832000 G	-37.42	-12.42

Date: 8.JAN.2014 15:06:24

16QAM (RB Size 1, RB Offset 0)

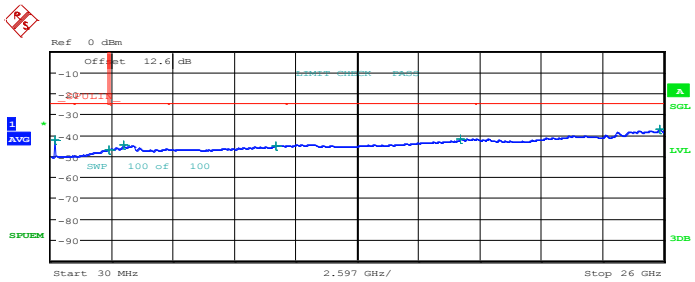

Start [Hz]	Stop [Hz]	RBW [Hz]	Freq [Hz]	PwrAbs [dBm]	Δ Limit [dB]
30.000 M	1.000 G	1.00 M	186.170000 M	-42.47	-17.47
1.000 G	2.490 G	1.00 M	2.484040 G	-47.19	-22.19
2.580 G	5.000 G	1.00 M	3.112400 G	-44.98	-19.98
5.000 G	10.000 G	1.00 M	9.575000 G	-45.13	-20.13
10.000 G	18.000 G	1.00 M	17.384000 G	-42.02	-17.02
18.000 G	26.000 G	1.00 M	25.832000 G	-37.49	-12.49

Date: 8.JAN.2014 15:07:29

Band :	LTE Band 7	Channel :	CH21100 (Middle)
Band Width :	5MHz		

QPSK (RB Size 1, RB Offset 0)

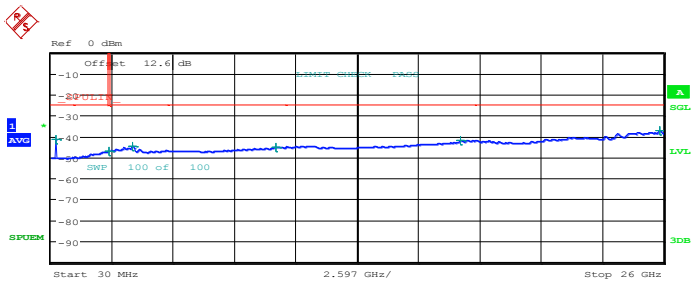

Start [Hz]	Stop [Hz]	RBW [Hz]	Freq [Hz]	PwrAbs [dBm]	Δ Limit [dB]
30.000 M	1.000 G	1.00 M	219.150000 M	-41.34	-16.34
1.000 G	2.490 G	1.00 M	2.487020 G	-47.15	-22.15
2.580 G	5.000 G	1.00 M	3.497180 G	-44.90	-19.90
5.000 G	10.000 G	1.00 M	9.570000 G	-45.15	-20.15
10.000 G	18.000 G	1.00 M	17.384000 G	-42.01	-17.01
18.000 G	26.000 G	1.00 M	25.832000 G	-37.45	-12.45

Date: 8.JAN.2014 15:09:47

16QAM (RB Size 1, RB Offset 0)

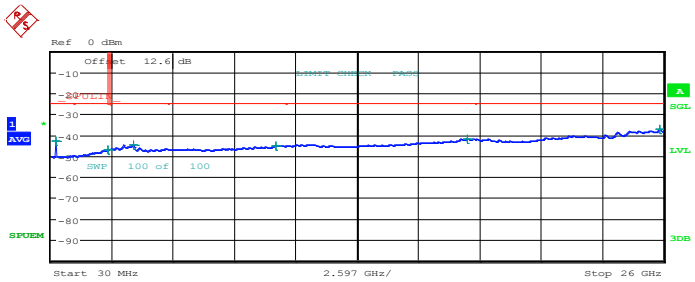

Start [Hz]	Stop [Hz]	RBW [Hz]	Freq [Hz]	PwrAbs [dBm]	Δ Limit [dB]
30.000 M	1.000 G	1.00 M	219.150000 M	-43.07	-18.07
1.000 G	2.490 G	1.00 M	2.446790 G	-47.22	-22.22
2.580 G	5.000 G	1.00 M	3.506860 G	-44.98	-19.98
5.000 G	10.000 G	1.00 M	9.545000 G	-45.13	-20.13
10.000 G	18.000 G	1.00 M	17.656000 G	-42.00	-17.00
18.000 G	26.000 G	1.00 M	25.840000 G	-37.45	-12.45

Date: 8.JAN.2014 15:08:41

Band :	LTE Band 7	Channel :	CH21425 (High)
Band Width :	5MHz		

QPSK (RB Size 1, RB Offset 0)

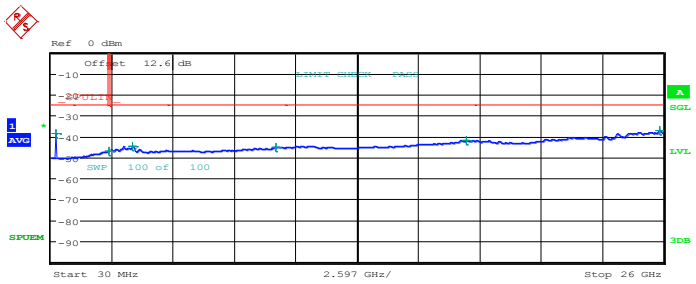

Start [Hz]	Stop [Hz]	RBW [Hz]	Freq [Hz]	PwrAbs [dBm]	Δ Limit [dB]
30.000 M	1.000 G	1.00 M	251.160000 M	-38.92	-13.92
1.000 G	2.490 G	1.00 M	2.488510 G	-47.27	-22.27
2.580 G	5.000 G	1.00 M	3.502020 G	-44.97	-19.97
5.000 G	10.000 G	1.00 M	9.550000 G	-45.17	-20.17
10.000 G	18.000 G	1.00 M	17.648000 G	-42.01	-17.01
18.000 G	26.000 G	1.00 M	25.832000 G	-37.43	-12.43

Date: 8.JAN.2014 15:10:55

16QAM (RB Size 1, RB Offset 0)

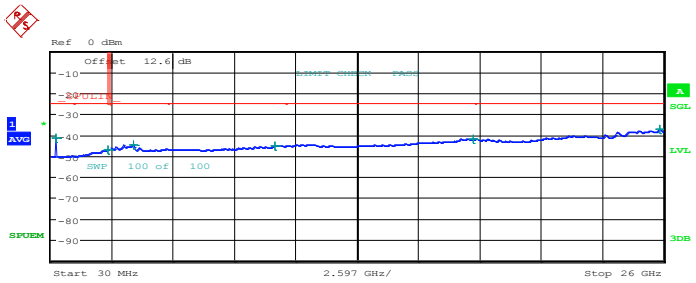

Start [Hz]	Stop [Hz]	RBW [Hz]	Freq [Hz]	PwrAbs [dBm]	Δ Limit [dB]
30.000 M	1.000 G	1.00 M	251.160000 M	-41.50	-16.50
1.000 G	2.490 G	1.00 M	2.445300 G	-47.28	-22.28
2.580 G	5.000 G	1.00 M	3.511700 G	-44.98	-19.98
5.000 G	10.000 G	1.00 M	9.535000 G	-45.14	-20.14
10.000 G	18.000 G	1.00 M	17.920000 G	-42.04	-17.04
18.000 G	26.000 G	1.00 M	25.840000 G	-37.45	-12.45

Date: 8.JAN.2014 15:11:58

Band :	LTE Band 7	Channel :	CH20800 (Low)
Band Width :	10MHz		

QPSK (RB Size 1, RB Offset 0)

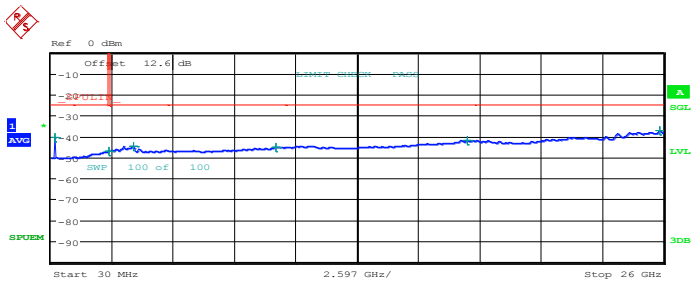

Start [Hz]	Stop [Hz]	RBW [Hz]	Freq [Hz]	PwrAbs [dBm]	Δ Limit [dB]
30.000 M	1.000 G	1.00 M	186.170000 M	-40.39	-15.39
1.000 G	2.490 G	1.00 M	2.484040 G	-46.95	-21.95
2.580 G	5.000 G	1.00 M	3.518960 G	-44.96	-19.96
5.000 G	10.000 G	1.00 M	9.555000 G	-45.13	-20.13
10.000 G	18.000 G	1.00 M	17.664000 G	-42.04	-17.04
18.000 G	26.000 G	1.00 M	25.832000 G	-37.51	-12.51

Date: 8.JAN.2014 15:16:06

16QAM (RB Size 1, RB Offset 0)

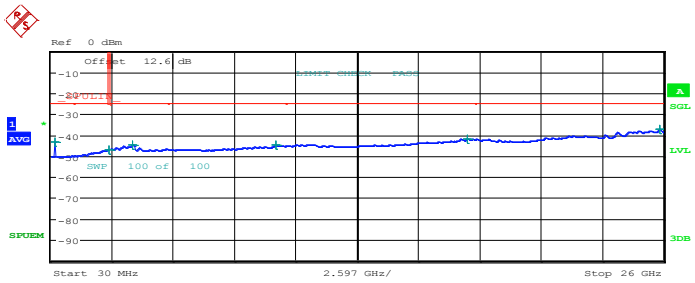

Start [Hz]	Stop [Hz]	RBW [Hz]	Freq [Hz]	PwrAbs [dBm]	Δ Limit [dB]
30.000 M	1.000 G	1.00 M	186.170000 M	-43.21	-18.21
1.000 G	2.490 G	1.00 M	2.484040 G	-47.15	-22.15
2.580 G	5.000 G	1.00 M	3.504440 G	-44.97	-19.97
5.000 G	10.000 G	1.00 M	9.560000 G	-45.02	-20.02
10.000 G	18.000 G	1.00 M	17.672000 G	-42.03	-17.03
18.000 G	26.000 G	1.00 M	25.832000 G	-37.48	-12.48

Date: 8.JAN.2014 15:14:41

Band :	LTE Band 7	Channel :	CH21100 (Middle)
Band Width :	10MHz		

QPSK (RB Size 1, RB Offset 0)

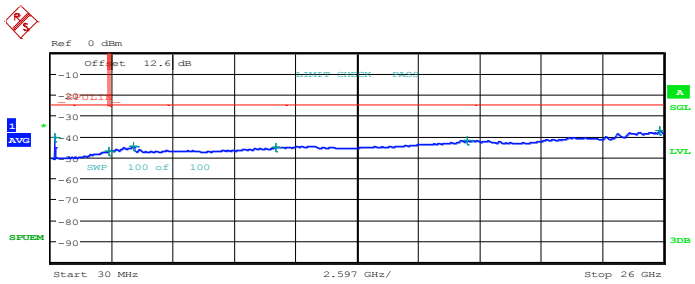

Start [Hz]	Stop [Hz]	RBW [Hz]	Freq [Hz]	PwrAbs [dBm]	Δ Limit [dB]
30.000 M	1.000 G	1.00 M	216.240000 M	-40.52	-15.52
1.000 G	2.490 G	1.00 M	2.479570 G	-47.25	-22.25
2.580 G	5.000 G	1.00 M	3.511700 G	-44.93	-19.93
5.000 G	10.000 G	1.00 M	9.570000 G	-45.10	-20.10
10.000 G	18.000 G	1.00 M	17.664000 G	-42.00	-17.00
18.000 G	26.000 G	1.00 M	25.840000 G	-37.45	-12.45

Date: 8.JAN.2014 15:17:16

16QAM (RB Size 1, RB Offset 0)

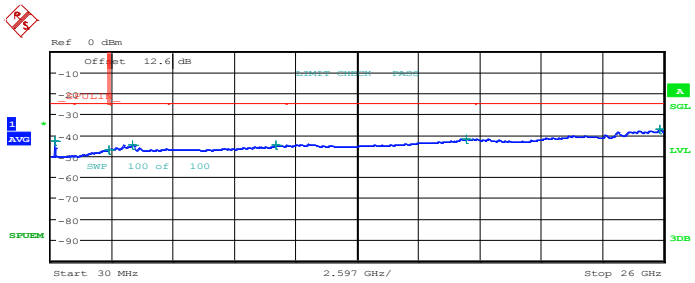

Start [Hz]	Stop [Hz]	RBW [Hz]	Freq [Hz]	PwrAbs [dBm]	Δ Limit [dB]
30.000 M	1.000 G	1.00 M	216.240000 M	-42.81	-17.81
1.000 G	2.490 G	1.00 M	2.487020 G	-47.23	-22.23
2.580 G	5.000 G	1.00 M	3.499600 G	-44.88	-19.88
5.000 G	10.000 G	1.00 M	9.545000 G	-45.01	-20.01
10.000 G	18.000 G	1.00 M	17.648000 G	-42.03	-17.03
18.000 G	26.000 G	1.00 M	25.840000 G	-37.50	-12.50

Date: 8.JAN.2014 15:18:26

Band :	LTE Band 7	Channel :	CH21400 (High)
Band Width :	10MHz		

QPSK (RB Size 1, RB Offset 0)

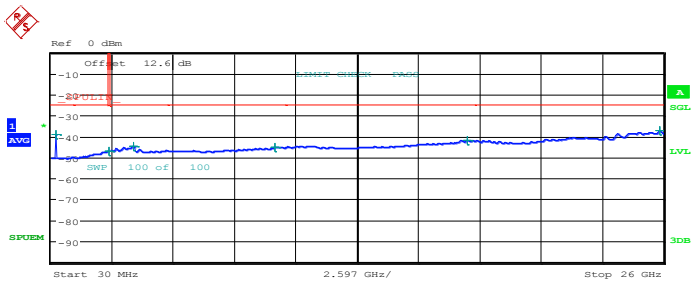

Start [Hz]	Stop [Hz]	RBW [Hz]	Freq [Hz]	PwrAbs [dBm]	Δ Limit [dB]
30.000 M	1.000 G	1.00 M	246.310000 M	-39.31	-14.31
1.000 G	2.490 G	1.00 M	2.466160 G	-47.22	-22.22
2.580 G	5.000 G	1.00 M	3.506860 G	-44.99	-19.99
5.000 G	10.000 G	1.00 M	9.535000 G	-45.13	-20.13
10.000 G	18.000 G	1.00 M	17.672000 G	-41.99	-16.99
18.000 G	26.000 G	1.00 M	25.824000 G	-37.43	-12.43

Date: 8.JAN.2014 15:20:58

16QAM (RB Size 1, RB Offset 0)

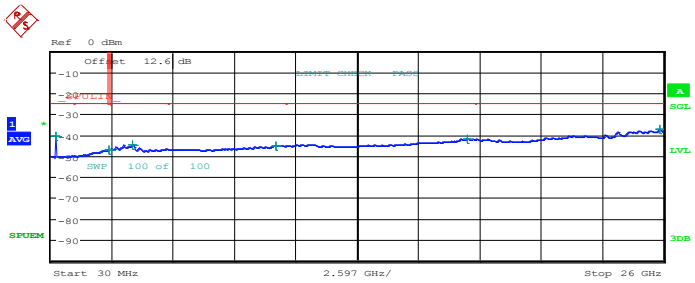

Start [Hz]	Stop [Hz]	RBW [Hz]	Freq [Hz]	PwrAbs [dBm]	Δ Limit [dB]
30.000 M	1.000 G	1.00 M	246.310000 M	-40.71	-15.71
1.000 G	2.490 G	1.00 M	2.481060 G	-47.13	-22.13
2.580 G	5.000 G	1.00 M	3.504440 G	-44.96	-19.96
5.000 G	10.000 G	1.00 M	9.555000 G	-45.10	-20.10
10.000 G	18.000 G	1.00 M	17.656000 G	-42.00	-17.00
18.000 G	26.000 G	1.00 M	25.840000 G	-37.54	-12.54

Date: 8.JAN.2014 15:19:33

Band :	LTE Band 7	Channel :	CH20825 (Low)
Band Width :	15MHz		

QPSK (RB Size 1, RB Offset 0)

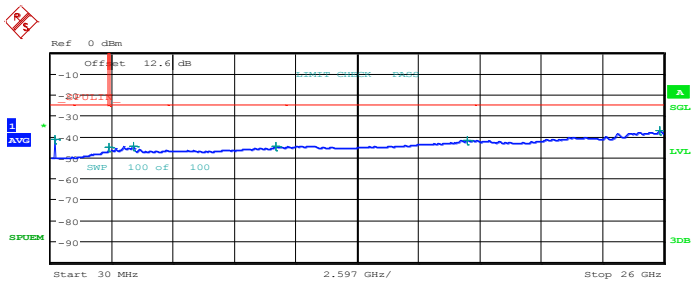

Start [Hz]	Stop [Hz]	RBW [Hz]	Freq [Hz]	PwrAbs [dBm]	Δ Limit [dB]
30.000 M	1.000 G	1.00 M	187.140000 M	-41.71	-16.71
1.000 G	2.490 G	1.00 M	2.488510 G	-45.34	-20.34
2.580 G	5.000 G	1.00 M	3.518960 G	-44.95	-19.95
5.000 G	10.000 G	1.00 M	9.555000 G	-45.06	-20.06
10.000 G	18.000 G	1.00 M	17.672000 G	-42.03	-17.03
18.000 G	26.000 G	1.00 M	25.832000 G	-37.44	-12.44

Date: 8.JAN.2014 15:22:21

16QAM (RB Size 1, RB Offset 0)

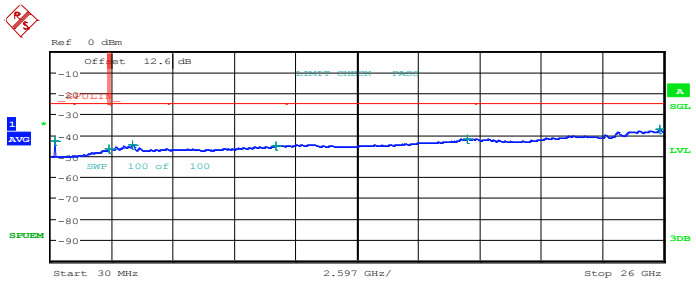

Start [Hz]	Stop [Hz]	RBW [Hz]	Freq [Hz]	PwrAbs [dBm]	Δ Limit [dB]
30.000 M	1.000 G	1.00 M	187.140000 M	-43.07	-18.07
1.000 G	2.490 G	1.00 M	2.488510 G	-46.73	-21.73
2.580 G	5.000 G	1.00 M	3.502020 G	-44.94	-19.94
5.000 G	10.000 G	1.00 M	9.565000 G	-45.11	-20.11
10.000 G	18.000 G	1.00 M	17.656000 G	-42.00	-17.00
18.000 G	26.000 G	1.00 M	25.832000 G	-37.51	-12.51

Date: 8.JAN.2014 15:23:28

Band :	LTE Band 7	Channel :	CH21100 (Middle)
Band Width :	15MHz		

QPSK (RB Size 1, RB Offset 0)

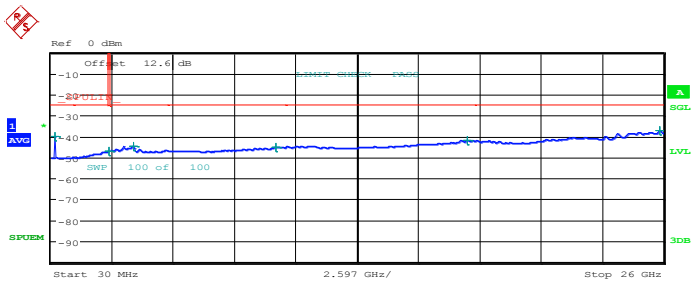

Start [Hz]	Stop [Hz]	RBW [Hz]	Freq [Hz]	PwrAbs [dBm]	Δ Limit [dB]
30.000 M	1.000 G	1.00 M	214.300000 M	-40.33	-15.33
1.000 G	2.490 G	1.00 M	2.482550 G	-47.15	-22.15
2.580 G	5.000 G	1.00 M	3.509280 G	-44.92	-19.92
5.000 G	10.000 G	1.00 M	9.560000 G	-45.10	-20.10
10.000 G	18.000 G	1.00 M	17.656000 G	-42.03	-17.03
18.000 G	26.000 G	1.00 M	25.832000 G	-37.48	-12.48

Date: 8.JAN.2014 15:25:42

16QAM (RB Size 1, RB Offset 0)

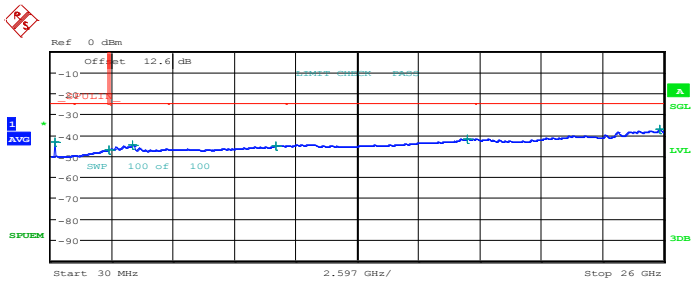

Start [Hz]	Stop [Hz]	RBW [Hz]	Freq [Hz]	PwrAbs [dBm]	Δ Limit [dB]
30.000 M	1.000 G	1.00 M	214.300000 M	-43.22	-18.22
1.000 G	2.490 G	1.00 M	2.472120 G	-47.10	-22.10
2.580 G	5.000 G	1.00 M	3.492340 G	-45.02	-20.02
5.000 G	10.000 G	1.00 M	9.555000 G	-45.09	-20.09
10.000 G	18.000 G	1.00 M	17.664000 G	-42.05	-17.05
18.000 G	26.000 G	1.00 M	25.824000 G	-37.37	-12.37

Date: 8.JAN.2014 15:24:37

Band :	LTE Band 7	Channel :	CH21375 (High)
Band Width :	15MHz		

QPSK (RB Size 1, RB Offset 0)

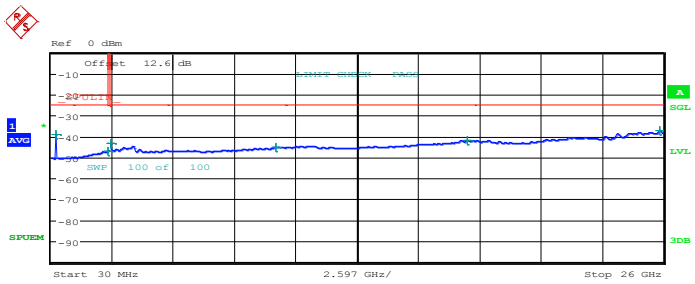

Start [Hz]	Stop [Hz]	RBW [Hz]	Freq [Hz]	PwrAbs [dBm]	Δ Limit [dB]
30.000 M	1.000 G	1.00 M	241.460000 M	-39.39	-14.39
1.000 G	2.490 G	1.00 M	2.458710 G	-47.22	-22.22
2.580 G	5.000 G	1.00 M	2.582420 G	-43.44	-18.44
5.000 G	10.000 G	1.00 M	9.570000 G	-45.10	-20.10
10.000 G	18.000 G	1.00 M	17.664000 G	-42.03	-17.03
18.000 G	26.000 G	1.00 M	25.832000 G	-37.48	-12.48

Date: 8.JAN.2014 15:26:46

16QAM (RB Size 1, RB Offset 0)

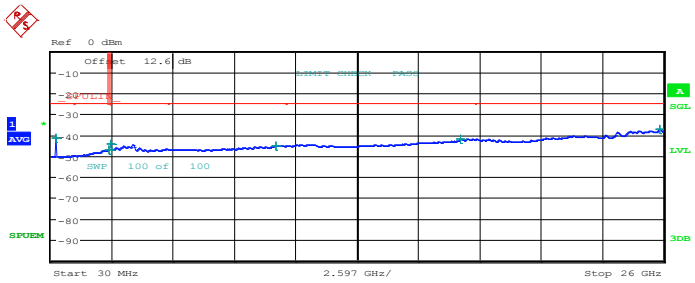

Start [Hz]	Stop [Hz]	RBW [Hz]	Freq [Hz]	PwrAbs [dBm]	Δ Limit [dB]
30.000 M	1.000 G	1.00 M	241.460000 M	-41.58	-16.58
1.000 G	2.490 G	1.00 M	2.482550 G	-47.23	-22.23
2.580 G	5.000 G	1.00 M	2.582420 G	-44.51	-19.51
5.000 G	10.000 G	1.00 M	9.550000 G	-45.12	-20.12
10.000 G	18.000 G	1.00 M	17.376000 G	-42.02	-17.02
18.000 G	26.000 G	1.00 M	25.832000 G	-37.53	-12.53

Date: 8.JAN.2014 15:27:58

Band :	LTE Band 7	Channel :	CH20850 (Low)
Band Width :	20MHz		

QPSK (RB Size 1, RB Offset 0)

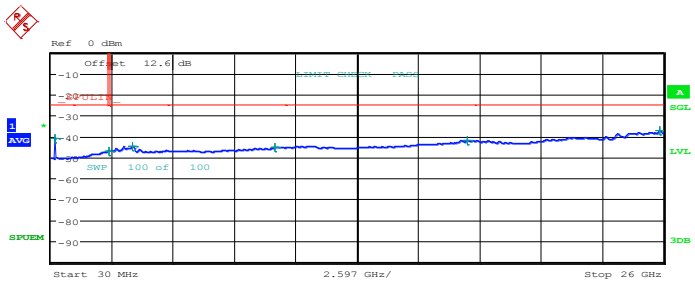

Start [Hz]	Stop [Hz]	RBW [Hz]	Freq [Hz]	PwrAbs [dBm]	Δ Limit [dB]
30.000 M	1.000 G	1.00 M	187.140000 M	-40.94	-15.94
1.000 G	2.490 G	1.00 M	2.487020 G	-46.99	-21.99
2.580 G	5.000 G	1.00 M	3.497180 G	-44.98	-19.98
5.000 G	10.000 G	1.00 M	9.525000 G	-45.14	-20.14
10.000 G	18.000 G	1.00 M	17.664000 G	-42.01	-17.01
18.000 G	26.000 G	1.00 M	25.840000 G	-37.53	-12.53

Date: 8.JAN.2014 15:30:54

16QAM (RB Size 1, RB Offset 0)

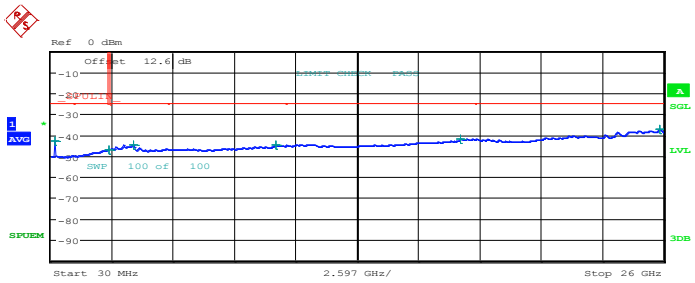

Start [Hz]	Stop [Hz]	RBW [Hz]	Freq [Hz]	PwrAbs [dBm]	Δ Limit [dB]
30.000 M	1.000 G	1.00 M	187.140000 M	-42.77	-17.77
1.000 G	2.490 G	1.00 M	2.470630 G	-47.21	-22.21
2.580 G	5.000 G	1.00 M	3.506860 G	-44.96	-19.96
5.000 G	10.000 G	1.00 M	9.545000 G	-45.05	-20.05
10.000 G	18.000 G	1.00 M	17.392000 G	-42.01	-17.01
18.000 G	26.000 G	1.00 M	25.832000 G	-37.46	-12.46

Date: 8.JAN.2014 15:29:23

Band :	LTE Band 7	Channel :	CH21100 (Middle)
Band Width :	20MHz		

QPSK (RB Size 1, RB Offset 0)

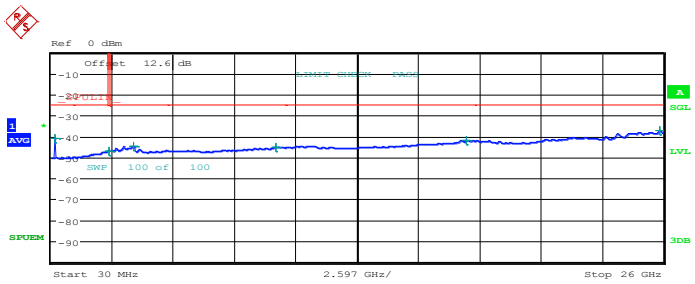

Start [Hz]	Stop [Hz]	RBW [Hz]	Freq [Hz]	PwrAbs [dBm]	Δ Limit [dB]
30.000 M	1.000 G	1.00 M	212.360000 M	-41.26	-16.26
1.000 G	2.490 G	1.00 M	2.488510 G	-47.06	-22.06
2.580 G	5.000 G	1.00 M	3.514120 G	-44.90	-19.90
5.000 G	10.000 G	1.00 M	9.540000 G	-45.10	-20.10
10.000 G	18.000 G	1.00 M	17.648000 G	-42.02	-17.02
18.000 G	26.000 G	1.00 M	25.840000 G	-37.48	-12.48

Date: 8.JAN.2014 15:32:03

16QAM (RB Size 1, RB Offset 0)

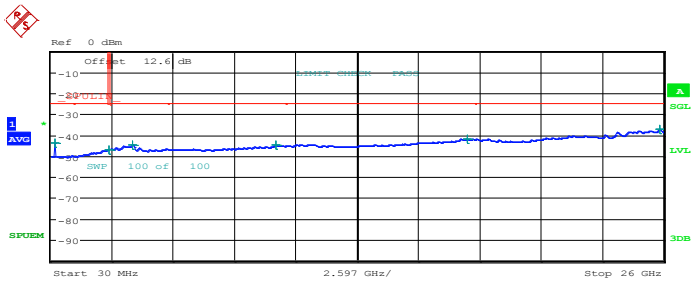

Start [Hz]	Stop [Hz]	RBW [Hz]	Freq [Hz]	PwrAbs [dBm]	Δ Limit [dB]
30.000 M	1.000 G	1.00 M	212.360000 M	-43.86	-18.86
1.000 G	2.490 G	1.00 M	2.488510 G	-47.24	-22.24
2.580 G	5.000 G	1.00 M	3.494760 G	-44.89	-19.89
5.000 G	10.000 G	1.00 M	9.565000 G	-45.07	-20.07
10.000 G	18.000 G	1.00 M	17.672000 G	-42.03	-17.03
18.000 G	26.000 G	1.00 M	25.832000 G	-37.48	-12.48

Date: 8.JAN.2014 15:33:10

Band :	LTE Band 7	Channel :	CH21350 (High)
Band Width :	20MHz		

QPSK (RB Size 1, RB Offset 0)

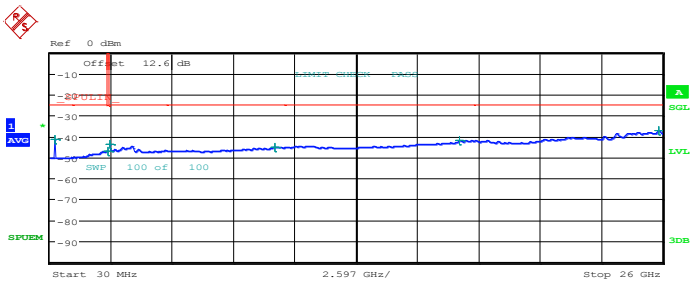

Start [Hz]	Stop [Hz]	RBW [Hz]	Freq [Hz]	PwrAbs [dBm]	Δ Limit [dB]
30.000 M	1.000 G	1.00 M	236.610000 M	-41.70	-16.70
1.000 G	2.490 G	1.00 M	2.487020 G	-47.09	-22.09
2.580 G	5.000 G	1.00 M	2.584840 G	-44.07	-19.07
5.000 G	10.000 G	1.00 M	9.545000 G	-45.11	-20.11
10.000 G	18.000 G	1.00 M	17.384000 G	-42.05	-17.05
18.000 G	26.000 G	1.00 M	25.848000 G	-37.54	-12.54

Date: 8.JAN.2014 15:35:21

16QAM (RB Size 1, RB Offset 0)

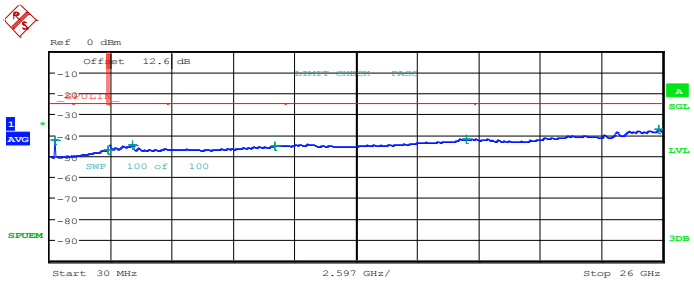

Start [Hz]	Stop [Hz]	RBW [Hz]	Freq [Hz]	PwrAbs [dBm]	Δ Limit [dB]
30.000 M	1.000 G	1.00 M	236.610000 M	-42.43	-17.43
1.000 G	2.490 G	1.00 M	2.488510 G	-47.26	-22.26
2.580 G	5.000 G	1.00 M	3.506860 G	-44.97	-19.97
5.000 G	10.000 G	1.00 M	9.565000 G	-45.15	-20.15
10.000 G	18.000 G	1.00 M	17.672000 G	-42.06	-17.06
18.000 G	26.000 G	1.00 M	25.832000 G	-37.53	-12.53

Date: 8.JAN.2014 15:34:15

3.7 Radiated Spurious Emission Measurement

3.7.1 Description of Radiated Spurious Emission

The radiated spurious emission was measured by substitution method according to ANSI / TIA / EIA-603-C-2004. The power of any emission outside of the authorized operating frequency ranges must be attenuated below the transmitter power (P) by a factor of at least 43 + 10 log (P) dB.

For Band 7

The power of any emission outside of the authorized operating frequency ranges must be attenuated below the transmitter power (P) by a factor of at least 55 + 10 log (P) dB.

The spectrum is scanned from 30 MHz up to a frequency including its 10th harmonic.

3.7.2 Measuring Instruments

The measuring equipment is listed in the section 4 of this test report.

3.7.3 Test Procedures

1. The EUT was placed on a rotatable wooden table 0.8 meters above the ground.
2. The EUT was set 3 meters from the receiving antenna, which was mounted on the antenna tower.
3. The table was rotated 360 degrees to determine the position of the highest spurious emission.
4. The height of the receiving antenna is varied between one meter and four meters to search the maximum spurious emission for both horizontal and vertical polarizations.
5. Make the measurement with the spectrum analyzer's RBW = 1MHz, VBW = 3MHz, taking the record of maximum spurious emission.
6. A horn antenna was substituted in place of the EUT and was driven by a signal generator.
7. Tune the output power of signal generator to the same emission level with EUT maximum spurious emission.
8. Taking the record of output power at antenna port.
9. Repeat step 7 to step 8 for another polarization.
10. The RF fundamental frequency should be excluded against the limit line in the operating frequency band.
    The limit line is derived from 43 + 10log(P)dB below the transmitter power P(Watts)
    = P(W)- [43 + 10log(P)] (dB)
    = [30 + 10log(P)] (dBm) - [43 + 10log(P)] (dB)
    = -13dBm.
    For Band 7
    The limit line is derived from 55 + 10log(P)dB below the transmitter power P(Watts)
11. EIRP (dBm) = S.G. Power – Tx Cable Loss + Tx Antenna Gain
12. ERP (dBm) = EIRP - 2.15

3.7.4 Test Setup

For radiated emissions from 30MHz to 1GHz

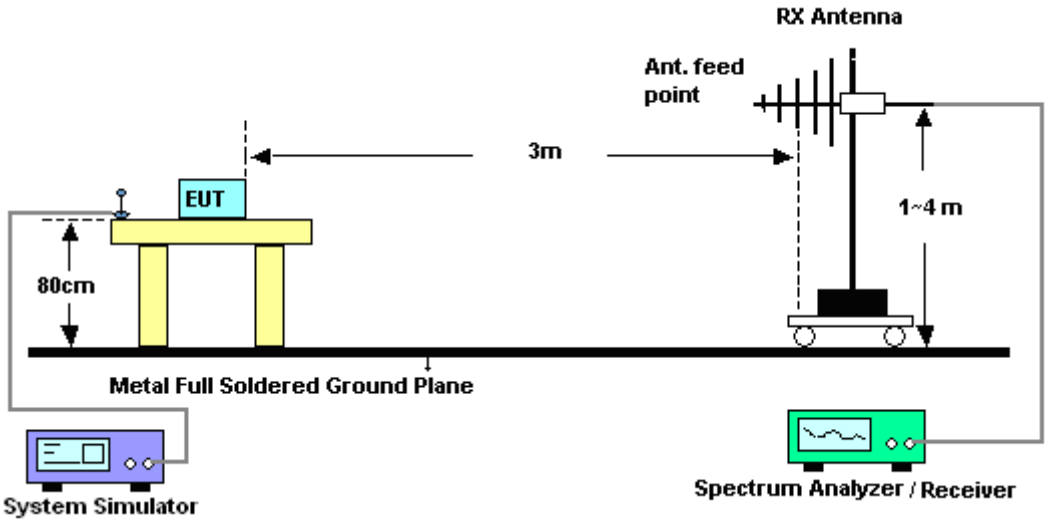

For radiated emissions above 1GHz

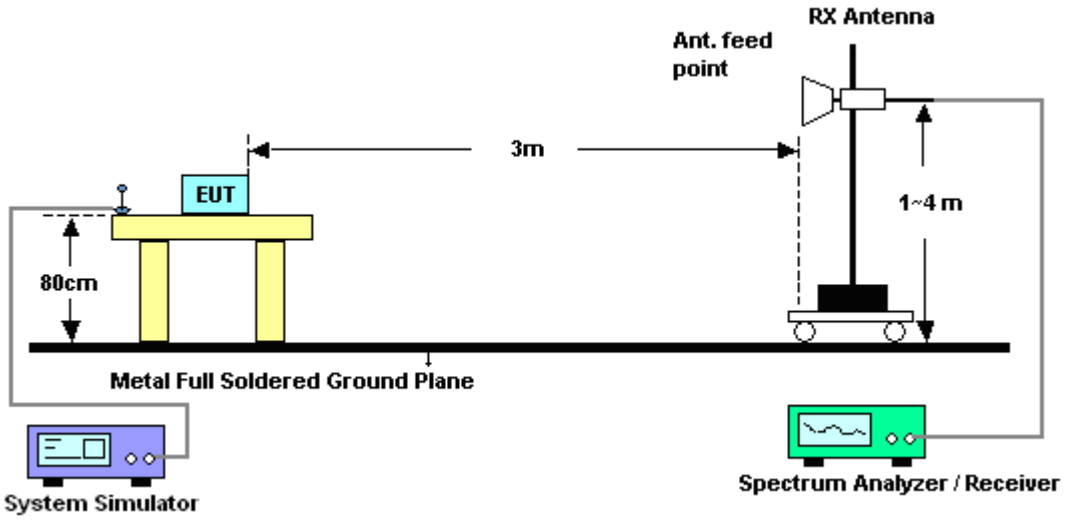

3.7.5 Test Result of Field Strength of Spurious Radiated

<Low Channel>

Band :	LTE Band 5	**Temperature :**	21~24°C
Test Mode :	1.4MHz QPSK RB Size 1 Offset 0	**Relative Humidity :**	51~56%
Test Engineer :	Stan Hsieh	**Polarization :**	Horizontal
Remark :	Spurious emissions within 30-10th harmonic were found more than 20dB below limit line.		

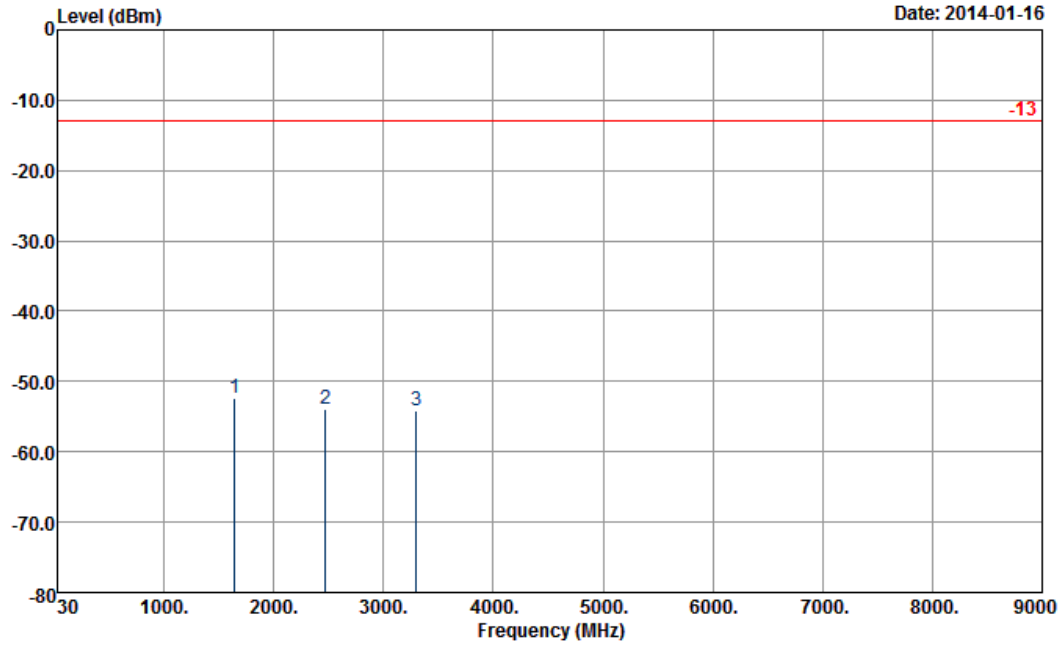

Frequency (MHz)	ERP (dBm)	Limit (dBm)	Over Limit (dB)	SPA Reading (dBm)	S.G. Power (dBm)	TX Cable loss (dB)	TX Antenna Gain (dBi)	Polarization (H/V)	Result
1648	-52.31	-13	-39.31	-61.19	-56.2	1.61	5.50	H	Pass
2472	-53.85	-13	-40.85	-67.12	-58	2.09	6.24	H	Pass
3296	-54.09	-13	-41.09	-68.32	-59.1	3.08	8.09	H	Pass

Band :	LTE Band 5	**Temperature :**	21~24°C
Test Mode :	1.4MHz QPSK RB Size 1 Offset 0	**Relative Humidity :**	51~56%
Test Engineer :	Stan Hsieh	**Polarization :**	Vertical
Remark :	Spurious emissions within 30-10th harmonic were found more than 20dB below limit line.		

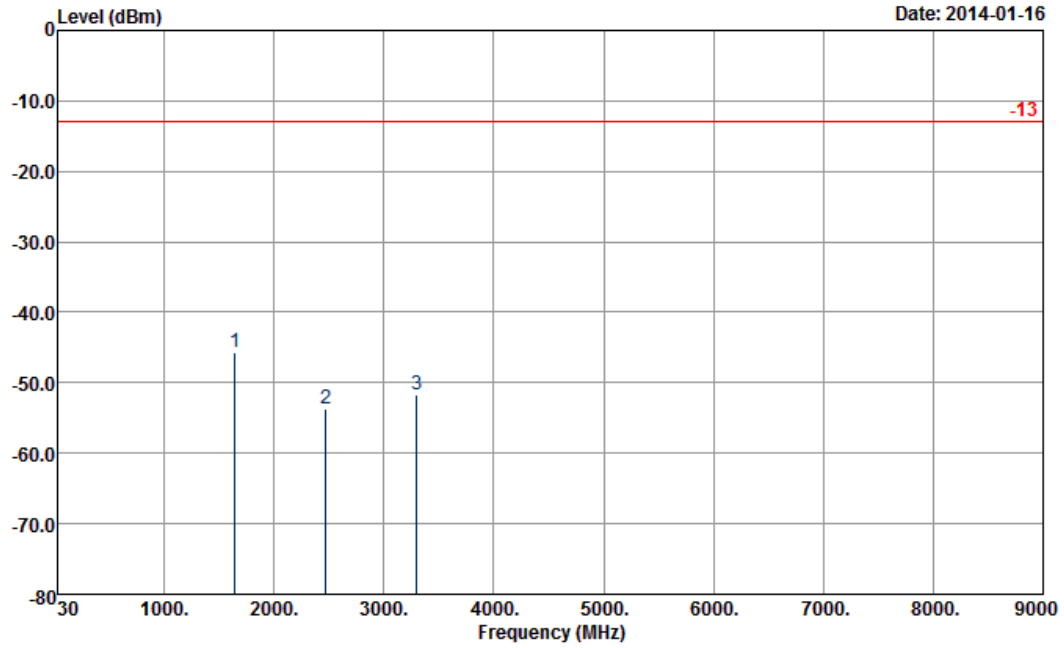

Site : 03CH07-HY
Condition : -13 HF-EIRP(080306) VERTICAL

Frequency (MHz)	ERP (dBm)	Limit (dBm)	Over Limit (dB)	SPA Reading (dBm)	S.G. Power (dBm)	TX Cable loss (dB)	TX Antenna Gain (dBi)	Polarization (H/V)	Result
1648	-45.61	-13	-32.61	-56.96	-49.5	1.61	5.50	V	Pass
2472	-53.75	-13	-40.75	-67.32	-57.9	2.09	6.24	V	Pass
3296	-51.59	-13	-38.59	-67.08	-56.6	3.08	8.09	V	Pass

<Middle Channel>

Band :	LTE Band 5	**Temperature :**	21~24°C
Test Mode :	1.4MHz QPSK RB Size 1 Offset 0	**Relative Humidity :**	51~56%
Test Engineer :	Stan Hsieh	**Polarization :**	Horizontal
Remark :	Spurious emissions within 30-10th harmonic were found more than 20dB below limit line.		

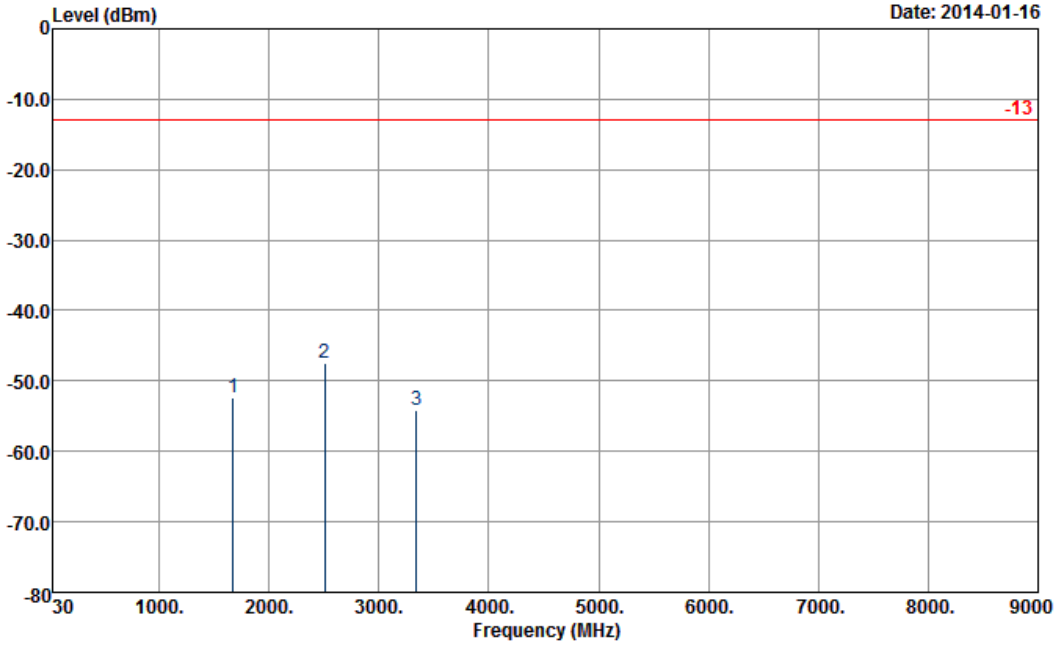

Site : 03CH07-HY
Condition : -13 HF-EIRP(080306) HORIZONTAL

Frequency (MHz)	ERP (dBm)	Limit (dBm)	Over Limit (dB)	SPA Reading (dBm)	S.G. Power (dBm)	TX Cable loss (dB)	TX Antenna Gain (dBi)	Polarization (H/V)	Result
1672	-52.33	-13	-39.33	-61.55	-56.2	1.62	5.49	H	Pass
2507	-47.38	-13	-34.38	-60.66	-51.5	2.1	6.22	H	Pass
3343	-54.16	-13	-41.16	-68.73	-59.2	3.03	8.07	H	Pass

Band :	LTE Band 5	**Temperature :**	21~24°C
Test Mode :	1.4MHz QPSK RB Size 1 Offset 0	**Relative Humidity :**	51~56%
Test Engineer :	Stan Hsieh	**Polarization :**	Vertical
Remark :	Spurious emissions within 30-10th harmonic were found more than 20dB below limit line.		

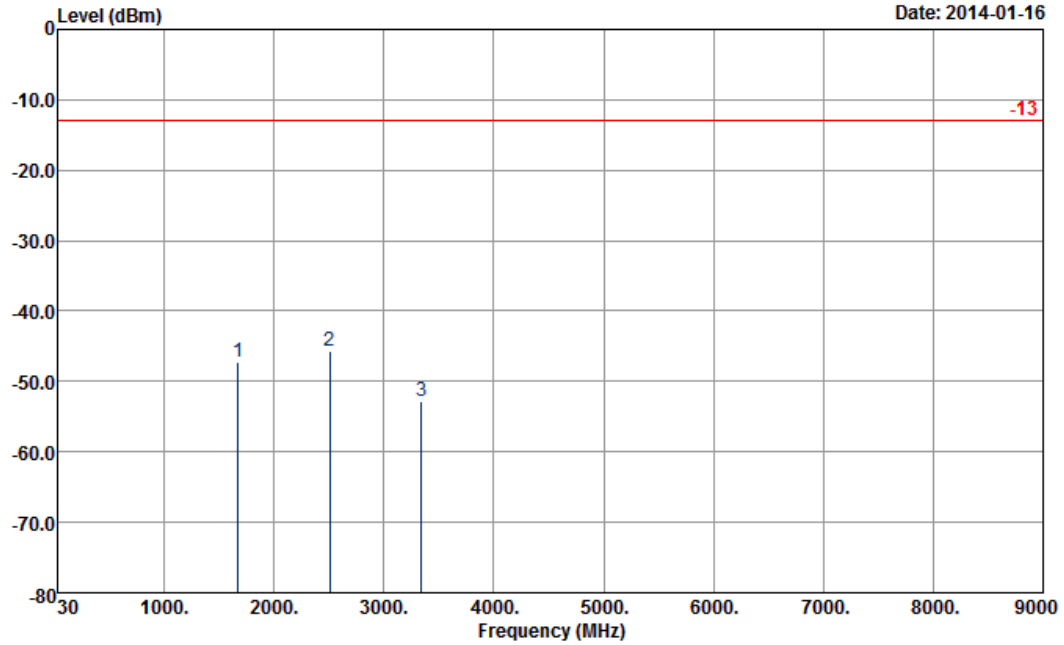

Site : 03CH07-HY
Condition : -13 HF-EIRP(080306) VERTICAL

Frequency (MHz)	ERP (dBm)	Limit (dBm)	Over Limit (dB)	SPA Reading (dBm)	S.G. Power (dBm)	TX Cable loss (dB)	TX Antenna Gain (dBi)	Polarization (H/V)	Result
1672	-47.23	-13	-34.23	-58.48	-51.1	1.62	5.49	V	Pass
2507	-45.68	-13	-32.68	-59.56	-49.8	2.1	6.22	V	Pass
3343	-52.76	-13	-39.76	-68.37	-57.8	3.03	8.07	V	Pass

<High Channel>

Band :	LTE Band 5	**Temperature :**	21~24°C
Test Mode :	1.4MHz QPSK RB Size 1 Offset 0	**Relative Humidity :**	51~56%
Test Engineer :	Stan Hsieh	**Polarization :**	Horizontal
Remark :	Spurious emissions within 30-10th harmonic were found more than 20dB below limit line.		

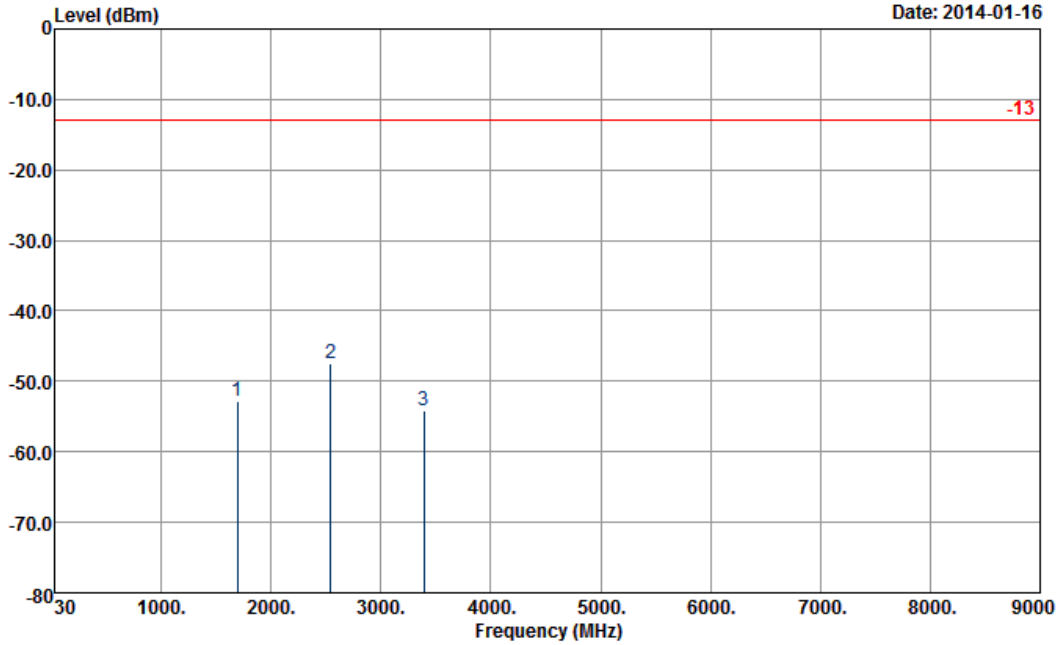

Site : 03CH07-HY
Condition : -13 HF-EIRP(080306) HORIZONTAL

Frequency (MHz)	ERP (dBm)	Limit (dBm)	Over Limit (dB)	SPA Reading (dBm)	S.G. Power (dBm)	TX Cable loss (dB)	TX Antenna Gain (dBi)	Polarization (H/V)	Result
1695	-52.81	-13	-39.81	-61.96	-56.7	1.58	5.47	H	Pass
2543	-47.52	-13	-34.52	-60.99	-51.8	2.03	6.31	H	Pass
3390	-54.18	-13	-41.18	-68.41	-60.1	2.31	8.23	H	Pass

Band :	LTE Band 5	**Temperature :**	21~24°C
Test Mode :	1.4MHz QPSK RB Size 1 Offset 0	**Relative Humidity :**	51~56%
Test Engineer :	Stan Hsieh	**Polarization :**	Vertical
Remark :	Spurious emissions within 30-10th harmonic were found more than 20dB below limit line.		

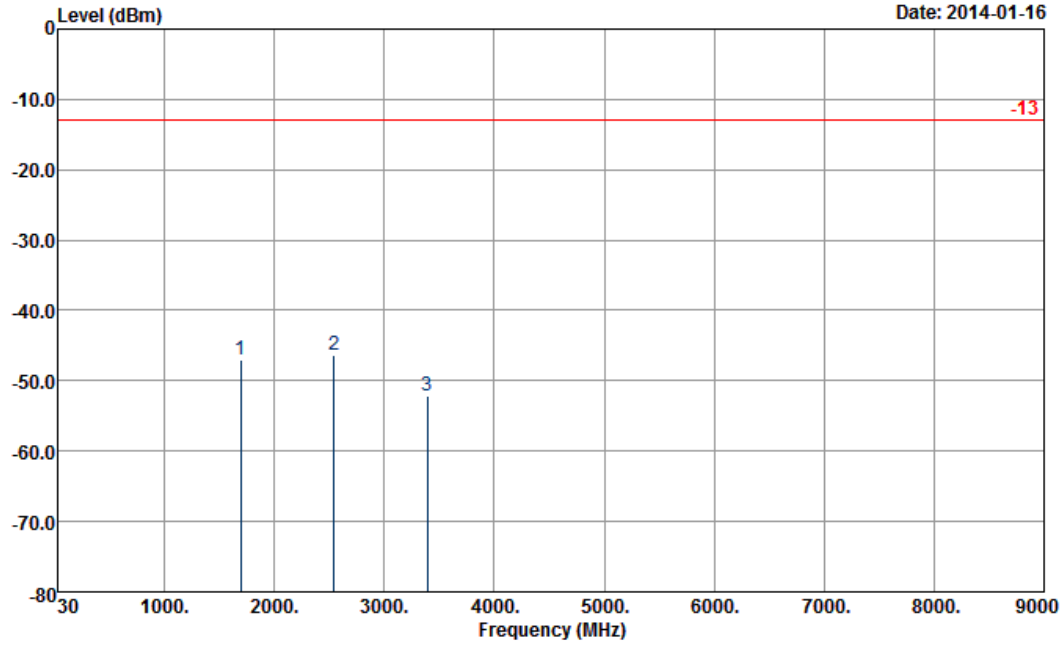

Site : 03CH07-HY
Condition : -13 HF-EIRP(080306) VERTICAL

Frequency (MHz)	ERP (dBm)	Limit (dBm)	Over Limit (dB)	SPA Reading (dBm)	S.G. Power (dBm)	TX Cable loss (dB)	TX Antenna Gain (dBi)	Polarization (H/V)	Result
1695	-46.91	-13	-33.91	-58.39	-50.8	1.58	5.47	V	Pass
2543	-46.32	-13	-33.32	-60.5	-50.6	2.03	6.31	V	Pass
3390	-52.08	-13	-39.08	-67.99	-58	2.31	8.23	V	Pass

<Low Channel>

Band :	LTE Band 5	**Temperature :**	21~24°C
Test Mode :	3MHz QPSK RB Size 1 Offset 0	**Relative Humidity :**	51~56%
Test Engineer :	Stan Hsieh	**Polarization :**	Horizontal
Remark :	Spurious emissions within 30-10th harmonic were found more than 20dB below limit line.		

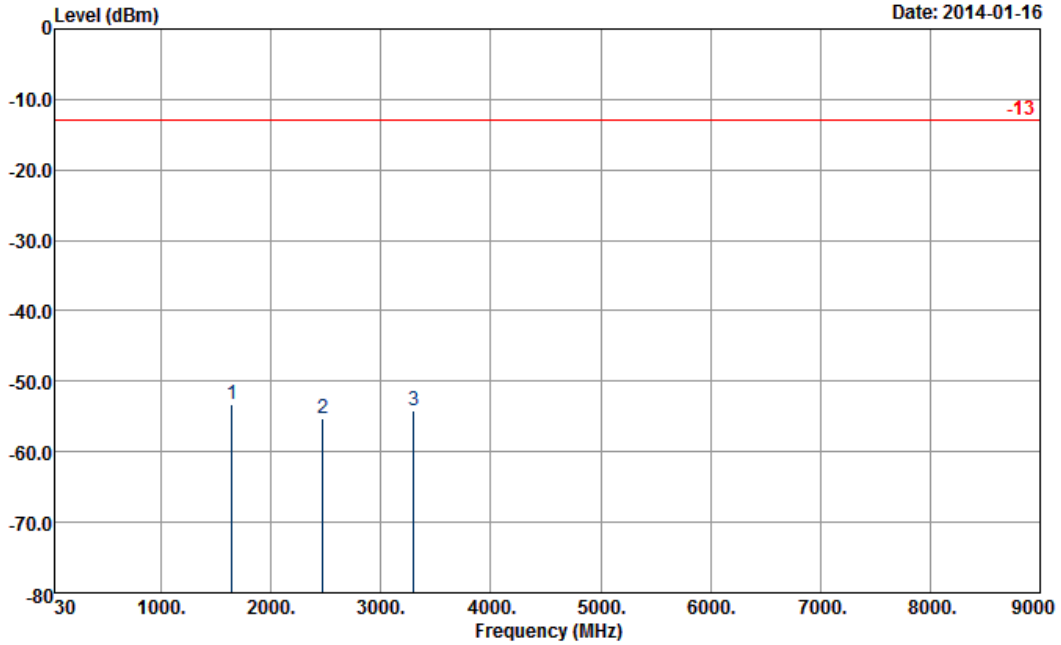

Site : 03CH07-HY
Condition : -13 HF-EIRP(080306) HORIZONTAL

Frequency (MHz)	ERP (dBm)	Limit (dBm)	Over Limit (dB)	SPA Reading (dBm)	S.G. Power (dBm)	TX Cable loss (dB)	TX Antenna Gain (dBi)	Polarization (H/V)	Result
1648	-53.21	-13	-40.21	-62.08	-57.1	1.6	5.49	H	Pass
2472	-55.22	-13	-42.22	-68.58	-59.4	2.08	6.26	H	Pass
3296	-54.18	-13	-41.18	-68.62	-59.2	3.09	8.11	H	Pass

Band :	LTE Band 5	**Temperature :**	21~24°C
Test Mode :	3MHz QPSK RB Size 1 Offset 0	**Relative Humidity :**	51~56%
Test Engineer :	Stan Hsieh	**Polarization :**	Vertical
Remark :	Spurious emissions within 30-10th harmonic were found more than 20dB below limit line.		

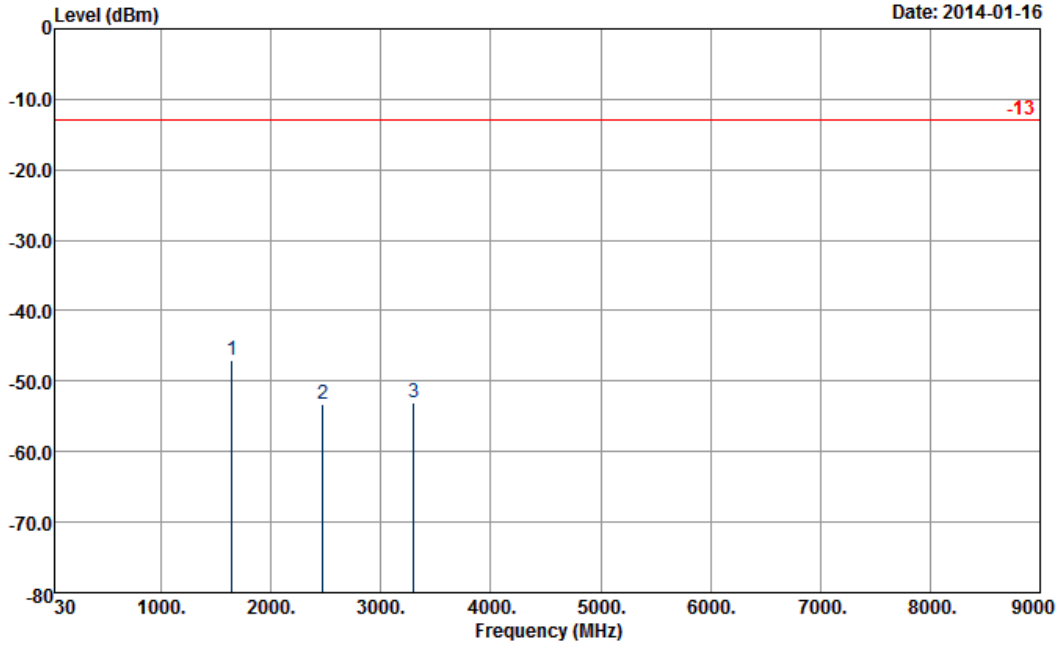

Site : 03CH07-HY
Condition : -13 HF-EIRP(080306) VERTICAL

Frequency (MHz)	ERP (dBm)	Limit (dBm)	Over Limit (dB)	SPA Reading (dBm)	S.G. Power (dBm)	TX Cable loss (dB)	TX Antenna Gain (dBi)	Polarization (H/V)	Result
1648	-47.01	-13	-34.01	-58.46	-50.9	1.6	5.49	V	Pass
2472	-53.32	-13	-40.32	-67.21	-57.5	2.08	6.26	V	Pass
3296	-52.98	-13	-39.98	-69.16	-58	3.09	8.11	V	Pass

<Middle Channel>

Band :	LTE Band 5	**Temperature :**	21~24°C
Test Mode :	3MHz QPSK RB Size 1 Offset 0	**Relative Humidity :**	51~56%
Test Engineer :	Stan Hsieh	**Polarization :**	Horizontal
Remark :	Spurious emissions within 30-10th harmonic were found more than 20dB below limit line.		

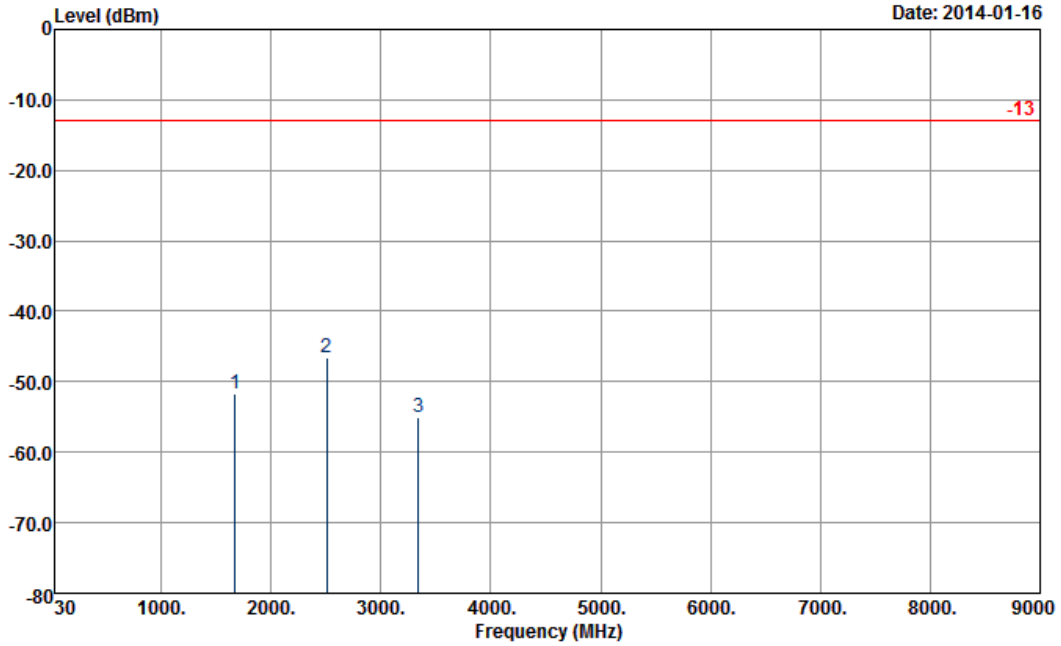

Site : 03CH07-HY
Condition : -13 HF-EIRP(080306) HORIZONTAL

Frequency (MHz)	ERP (dBm)	Limit (dBm)	Over Limit (dB)	SPA Reading (dBm)	S.G. Power (dBm)	TX Cable loss (dB)	TX Antenna Gain (dBi)	Polarization (H/V)	Result
1670	-51.73	-13	-38.73	-60.74	-55.6	1.62	5.49	H	Pass
2505	-46.68	-13	-33.68	-59.93	-50.8	2.1	6.22	H	Pass
3340	-55.06	-13	-42.06	-69.2	-60.1	3.03	8.07	H	Pass

Band :	LTE Band 5	**Temperature :**	21~24°C
Test Mode :	3MHz QPSK RB Size 1 Offset 0	**Relative Humidity :**	51~56%
Test Engineer :	Stan Hsieh	**Polarization :**	Vertical
Remark :	Spurious emissions within 30-10th harmonic were found more than 20dB below limit line.		

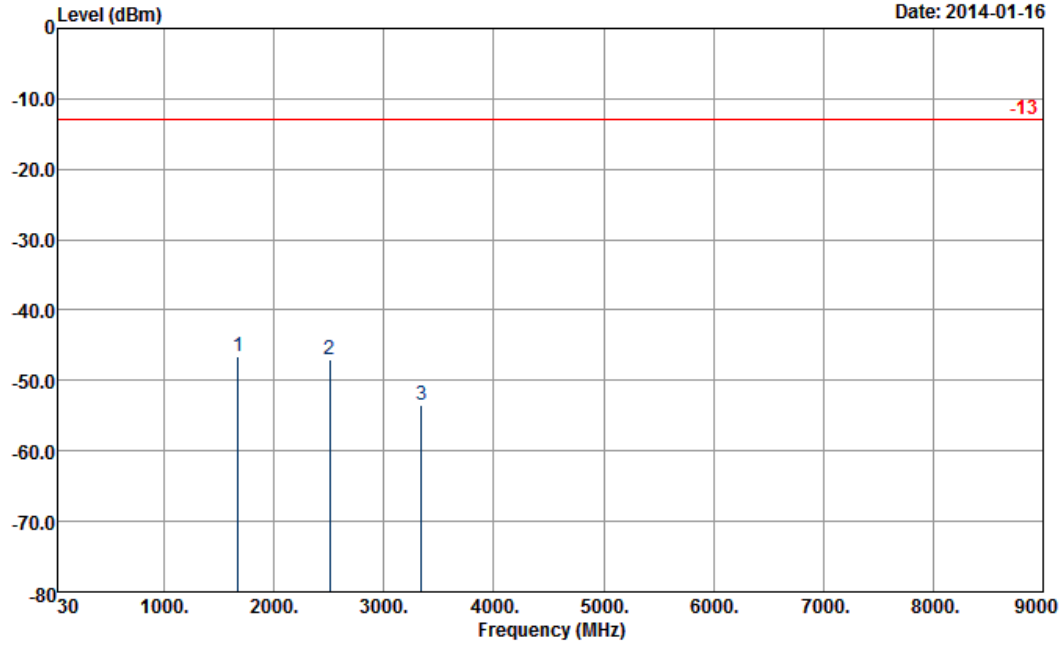

Site : 03CH07-HY
Condition : -13 HF-EIRP(080306) VERTICAL

Frequency (MHz)	ERP (dBm)	Limit (dBm)	Over Limit (dB)	SPA Reading (dBm)	S.G. Power (dBm)	TX Cable loss (dB)	TX Antenna Gain (dBi)	Polarization (H/V)	Result
1670	-46.53	-13	-33.53	-57.88	-50.4	1.62	5.49	V	Pass
2505	-47.08	-13	-34.08	-60.68	-51.2	2.1	6.22	V	Pass
3340	-53.56	-13	-40.56	-69.12	-58.6	3.03	8.07	V	Pass

<High Channel>

Band :	LTE Band 5	**Temperature :**	21~24°C
Test Mode :	3MHz QPSK RB Size 1 Offset 0	**Relative Humidity :**	51~56%
Test Engineer :	Stan Hsieh	**Polarization :**	Horizontal
Remark :	Spurious emissions within 30-10th harmonic were found more than 20dB below limit line.		

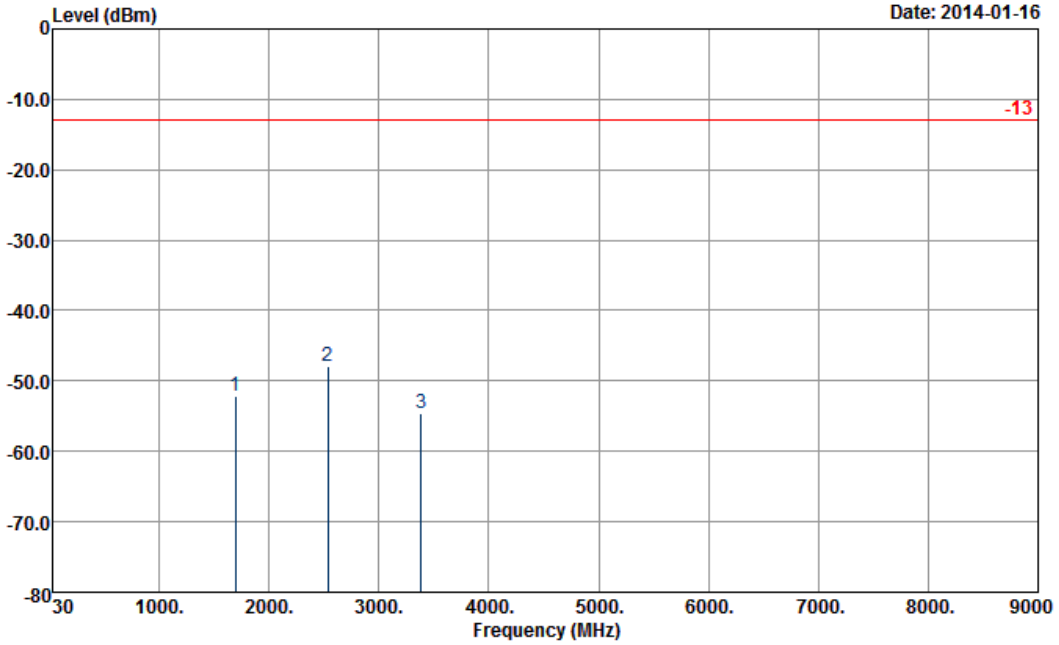

Site : 03CH07-HY
Condition : -13 HF-EIRP(080306) HORIZONTAL

Frequency (MHz)	ERP (dBm)	Limit (dBm)	Over Limit (dB)	SPA Reading (dBm)	S.G. Power (dBm)	TX Cable loss (dB)	TX Antenna Gain (dBi)	Polarization (H/V)	Result
1692	-52.21	-13	-39.21	-61.15	-56.1	1.56	5.45	H	Pass
2538	-47.84	-13	-34.84	-61.26	-52.1	2.02	6.28	H	Pass
3384	-54.60	-13	-41.60	-68.95	-60.5	2.29	8.19	H	Pass

Band :	LTE Band 5	**Temperature :**	21~24°C
Test Mode :	3MHz QPSK RB Size 1 Offset 0	**Relative Humidity :**	51~56%
Test Engineer :	Stan Hsieh	**Polarization :**	Vertical
Remark :	Spurious emissions within 30-10th harmonic were found more than 20dB below limit line.		

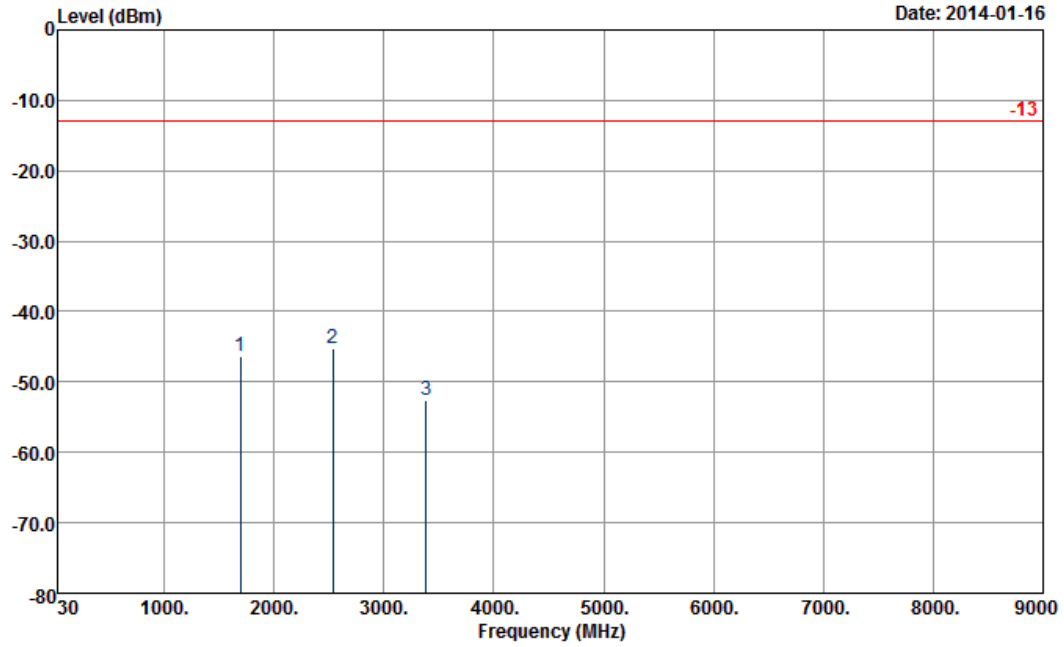

Site : 03CH07-HY
Condition : -13 HF-EIRP(080306) VERTICAL

Frequency (MHz)	ERP (dBm)	Limit (dBm)	Over Limit (dB)	SPA Reading (dBm)	S.G. Power (dBm)	TX Cable loss (dB)	TX Antenna Gain (dBi)	Polarization (H/V)	Result
1692	-46.41	-13	-33.41	-57.73	-50.3	1.56	5.45	V	Pass
2538	-45.14	-13	-32.14	-58.96	-49.4	2.02	6.28	V	Pass
3384	-52.70	-13	-39.70	-68.47	-58.6	2.29	8.19	V	Pass

<Low Channel>

Band :	LTE Band 5	**Temperature :**	21~24°C
Test Mode :	5MHz QPSK RB Size 1 Offset 0	**Relative Humidity :**	51~56%
Test Engineer :	Stan Hsieh	**Polarization :**	Horizontal
Remark :	Spurious emissions within 30-10th harmonic were found more than 20dB below limit line.		

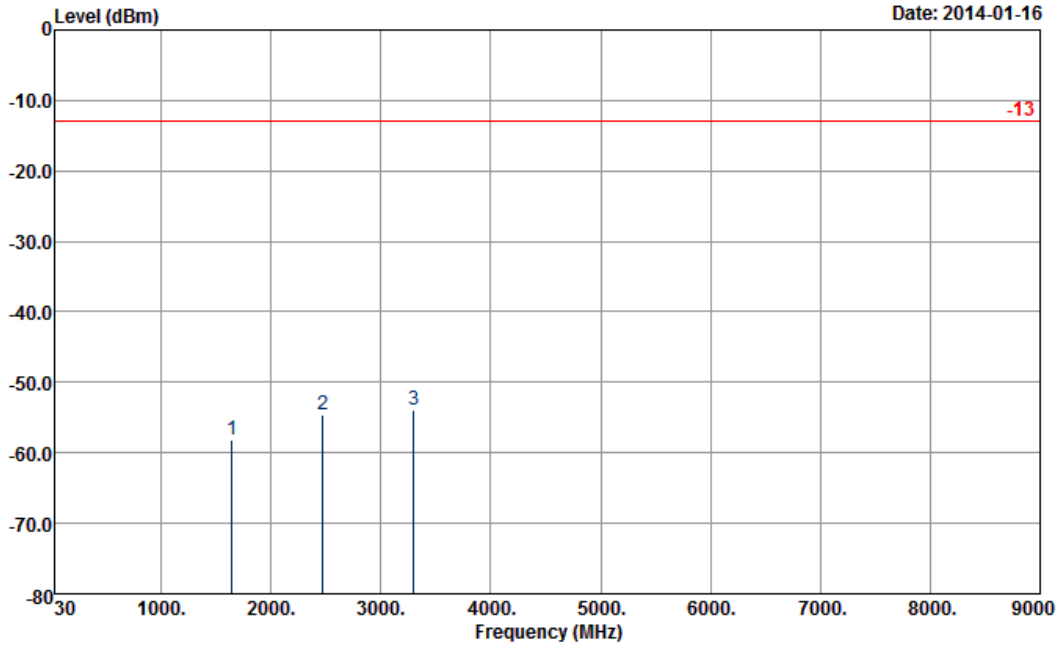

Frequency (MHz)	ERP (dBm)	Limit (dBm)	Over Limit (dB)	SPA Reading (dBm)	S.G. Power (dBm)	TX Cable loss (dB)	TX Antenna Gain (dBi)	Polarization (H/V)	Result
1648	-58.20	-13	-45.20	-66.92	-62.1	1.61	5.51	H	Pass
2472	-54.54	-13	-41.54	-67.8	-58.7	2.1	6.26	H	Pass
3296	-53.90	-13	-40.90	-68.08	-58.9	3.12	8.12	H	Pass

Band :	LTE Band 5	**Temperature :**	21~24°C
Test Mode :	5MHz QPSK RB Size 1 Offset 0	**Relative Humidity :**	51~56%
Test Engineer :	Stan Hsieh	**Polarization :**	Vertical
Remark :	Spurious emissions within 30-10th harmonic were found more than 20dB below limit line.		

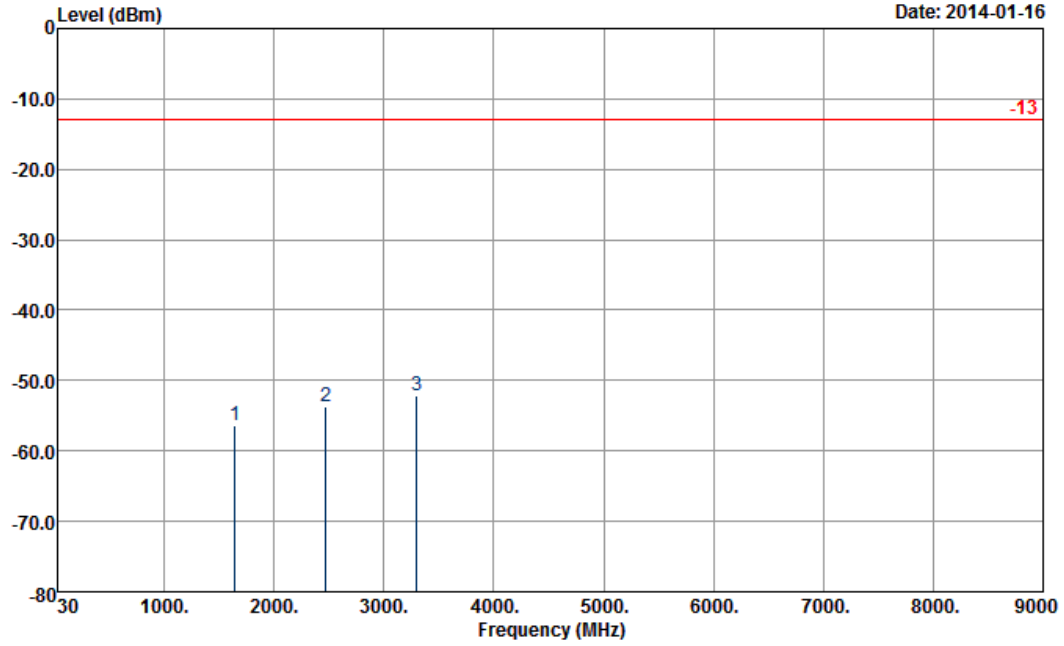

Site : 03CH07-HY
Condition : -13 HF-EIRP(080306) VERTICAL

Frequency (MHz)	ERP (dBm)	Limit (dBm)	Over Limit (dB)	SPA Reading (dBm)	S.G. Power (dBm)	TX Cable loss (dB)	TX Antenna Gain (dBi)	Polarization (H/V)	Result
1648	-56.40	-13	-43.40	-67.55	-60.3	1.61	5.51	V	Pass
2472	-53.64	-13	-40.64	-67.48	-57.8	2.1	6.26	V	Pass
3296	-52.20	-13	-39.20	-68.2	-57.2	3.12	8.12	V	Pass

<Middle Channel>

Band :	LTE Band 5	**Temperature :**	21~24°C
Test Mode :	5MHz QPSK RB Size 1 Offset 0	**Relative Humidity :**	51~56%
Test Engineer :	Stan Hsieh	**Polarization :**	Horizontal
Remark :	Spurious emissions within 30-10th harmonic were found more than 20dB below limit line.		

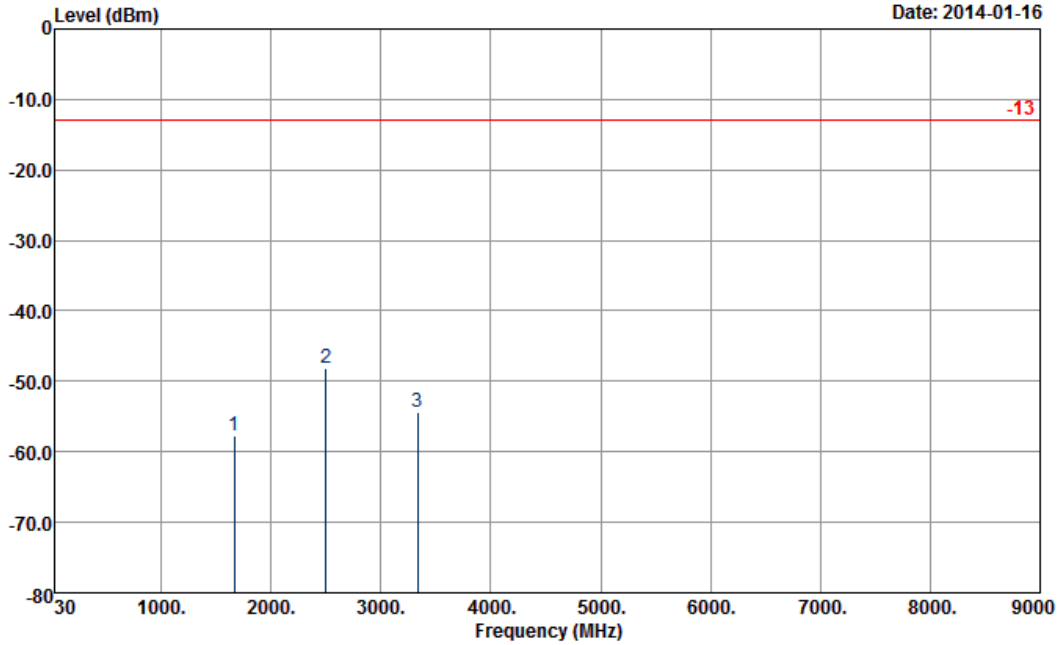

Site : 03CH07-HY
Condition : -13 HF-EIRP(080306) HORIZONTAL

Frequency (MHz)	ERP (dBm)	Limit (dBm)	Over Limit (dB)	SPA Reading (dBm)	S.G. Power (dBm)	TX Cable loss (dB)	TX Antenna Gain (dBi)	Polarization (H/V)	Result
1668	-57.73	-13	-44.73	-67.02	-61.6	1.62	5.49	H	Pass
2502	-48.08	-13	-35.08	-61.98	-52.2	2.1	6.22	H	Pass
3336	-54.46	-13	-41.46	-68.73	-59.5	3.03	8.07	H	Pass

Band :	LTE Band 5	**Temperature :**	21~24°C
Test Mode :	5MHz QPSK RB Size 1 Offset 0	**Relative Humidity :**	51~56%
Test Engineer :	Stan Hsieh	**Polarization :**	Vertical
Remark :	Spurious emissions within 30-10th harmonic were found more than 20dB below limit line.		

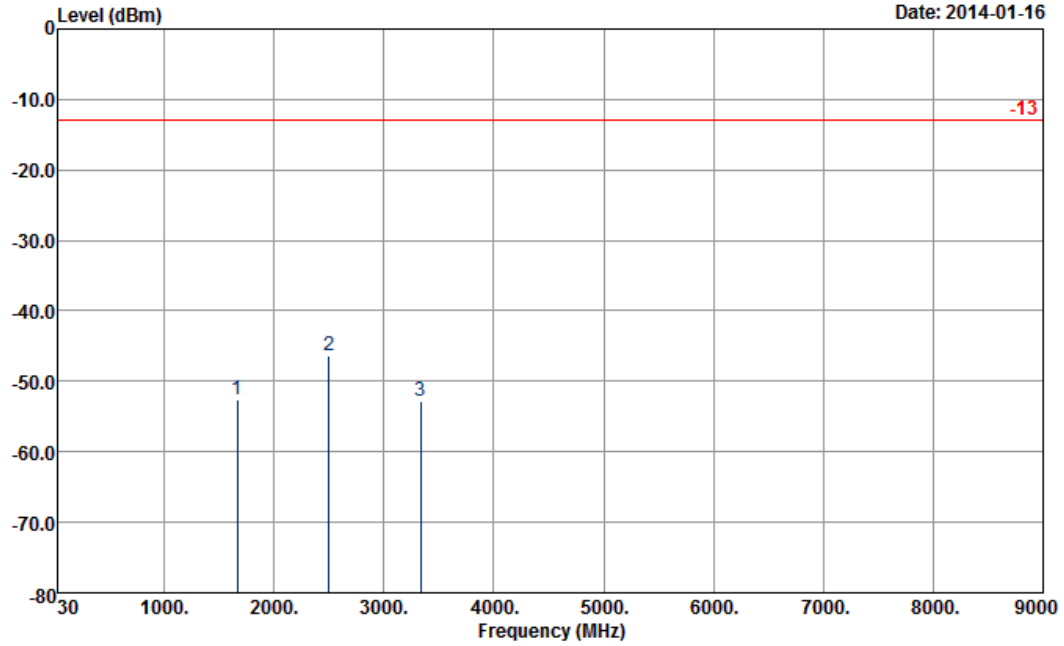

Site : 03CH07-HY
Condition : -13 HF-EIRP(080306) VERTICAL

Frequency (MHz)	ERP (dBm)	Limit (dBm)	Over Limit (dB)	SPA Reading (dBm)	S.G. Power (dBm)	TX Cable loss (dB)	TX Antenna Gain (dBi)	Polarization (H/V)	Result
1668	-52.53	-13	-39.53	-63.84	-56.4	1.62	5.49	V	Pass
2502	-46.38	-13	-33.38	-60.56	-50.5	2.1	6.22	V	Pass
3336	-52.86	-13	-39.86	-68.91	-57.9	3.03	8.07	V	Pass

<High Channel>

Band :	LTE Band 5	**Temperature :**	21~24°C
Test Mode :	5MHz QPSK RB Size 1 Offset 0	**Relative Humidity :**	51~56%
Test Engineer :	Stan Hsieh	**Polarization :**	Horizontal
Remark :	Spurious emissions within 30-10th harmonic were found more than 20dB below limit line.		

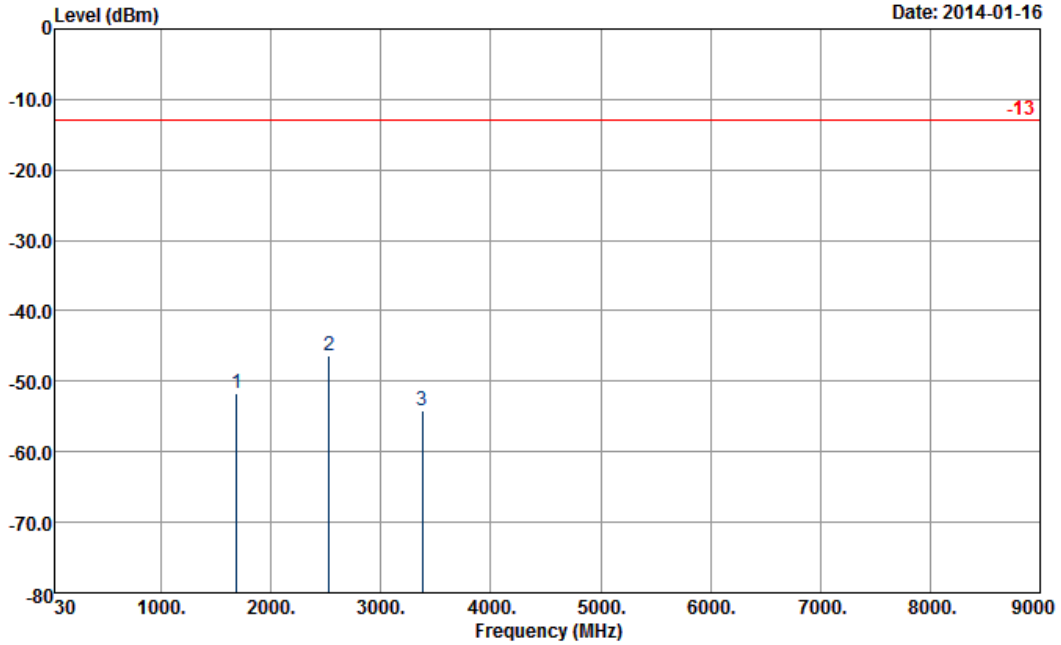

Site : 03CH07-HY
Condition : -13 HF-EIRP(080306) HORIZONTAL

Frequency (MHz)	ERP (dBm)	Limit (dBm)	Over Limit (dB)	SPA Reading (dBm)	S.G. Power (dBm)	TX Cable loss (dB)	TX Antenna Gain (dBi)	Polarization (H/V)	Result
1688	-51.80	-13	-38.80	-60.9	-55.7	1.54	5.44	H	Pass
2532	-46.24	-13	-33.24	-59.83	-50.5	2.01	6.27	H	Pass
3376	-54.10	-13	-41.10	-68.44	-60.1	2.18	8.18	H	Pass

Band :	LTE Band 5	**Temperature :**	21~24°C
Test Mode :	5MHz QPSK RB Size 1 Offset 0	**Relative Humidity :**	51~56%
Test Engineer :	Stan Hsieh	**Polarization :**	Vertical
Remark :	Spurious emissions within 30-10th harmonic were found more than 20dB below limit line.		

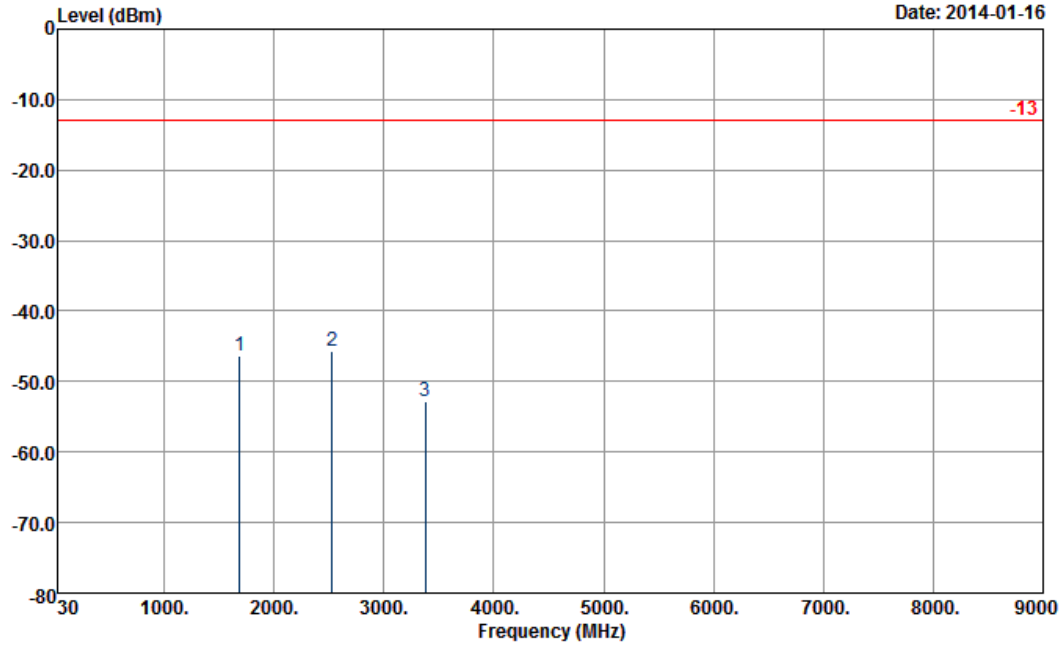

Site : 03CH07-HY
Condition : -13 HF-EIRP(080306) VERTICAL

Frequency (MHz)	ERP (dBm)	Limit (dBm)	Over Limit (dB)	SPA Reading (dBm)	S.G. Power (dBm)	TX Cable loss (dB)	TX Antenna Gain (dBi)	Polarization (H/V)	Result
1688	-46.30	-13	-33.30	-57.66	-50.2	1.54	5.44	V	1688
2532	-45.74	-13	-32.74	-59.79	-50	2.01	6.27	V	2532
3376	-52.80	-13	-39.80	-68.61	-58.8	2.18	8.18	V	3376

<Low Channel>

Band :	LTE Band 5	**Temperature :**	21~24°C
Test Mode :	10MHz QPSK RB Size 1 Offset 0	**Relative Humidity :**	51~56%
Test Engineer :	Stan Hsieh	**Polarization :**	Horizontal
Remark :	Spurious emissions within 30-10th harmonic were found more than 20dB below limit line.		

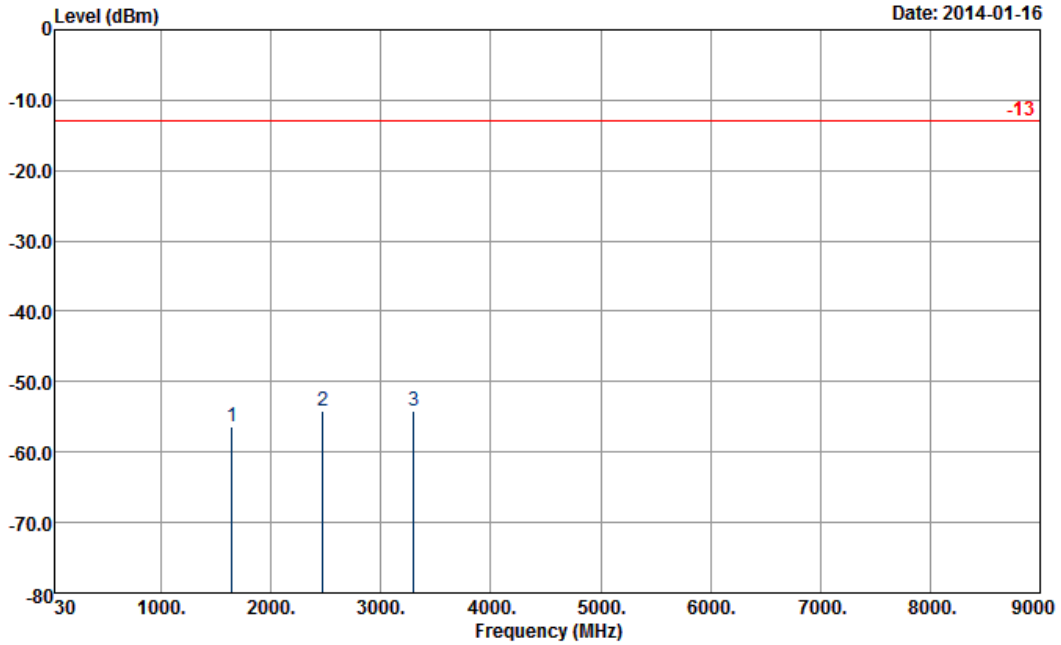

Site : 03CH07-HY
Condition : -13 HF-EIRP(080306) HORIZONTAL

Frequency (MHz)	ERP (dBm)	Limit (dBm)	Over Limit (dB)	SPA Reading (dBm)	S.G. Power (dBm)	TX Cable loss (dB)	TX Antenna Gain (dBi)	Polarization (H/V)	Result
1648	-56.45	-13	-43.45	-65.75	-60.4	1.63	5.58	H	Pass
2472	-54.10	-13	-41.10	-67.27	-58.2	2.21	6.31	H	Pass
3296	-54.07	-13	-41.07	-68.47	-59.1	3.1	8.13	H	Pass

Band :	LTE Band 5	**Temperature :**	21~24°C
Test Mode :	10MHz QPSK RB Size 1 Offset 0	**Relative Humidity :**	51~56%
Test Engineer :	Stan Hsieh	**Polarization :**	Vertical
Remark :	Spurious emissions within 30-10th harmonic were found more than 20dB below limit line.		

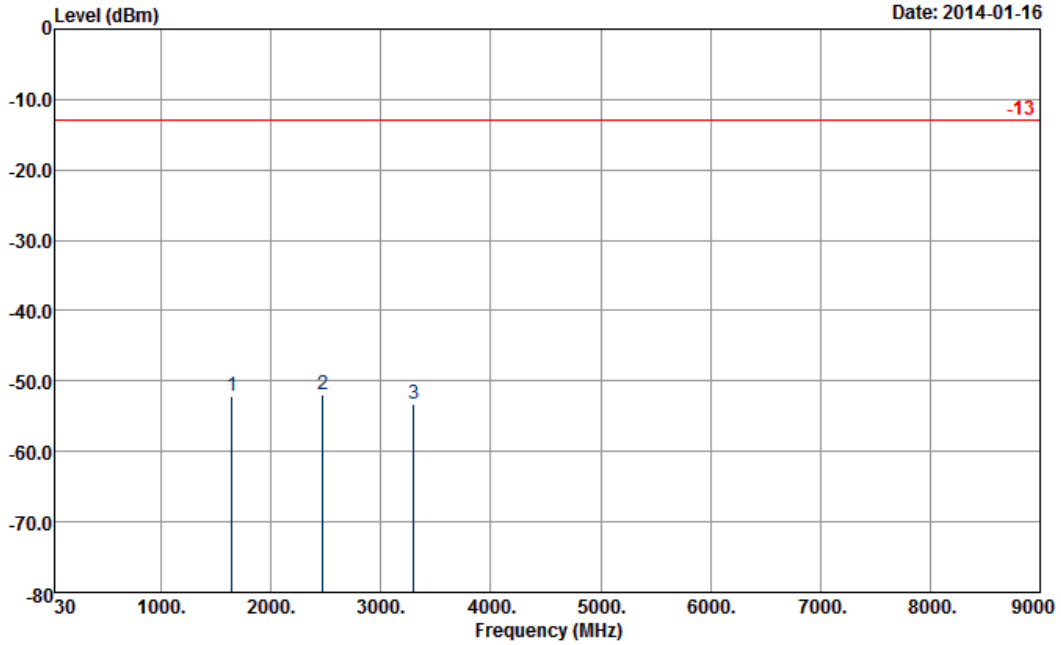

Site : 03CH07-HY
Condition : -13 HF-EIRP(080306) VERTICAL

Frequency (MHz)	ERP (dBm)	Limit (dBm)	Over Limit (dB)	SPA Reading (dBm)	S.G. Power (dBm)	TX Cable loss (dB)	TX Antenna Gain (dBi)	Polarization (H/V)	Result
1648	-52.05	-13	-39.05	-62.83	-56	1.63	5.58	V	Pass
2472	-52.00	-13	-39.00	-66.16	-56.1	2.21	6.31	V	Pass
3296	-53.27	-13	-40.27	-68.84	-58.3	3.1	8.13	V	Pass

<Middle Channel>

Band :	LTE Band 5	**Temperature :**	21~24°C
Test Mode :	10MHz QPSK RB Size 1 Offset 0	**Relative Humidity :**	51~56%
Test Engineer :	Stan Hsieh	**Polarization :**	Horizontal
Remark :	Spurious emissions within 30-10th harmonic were found more than 20dB below limit line.		

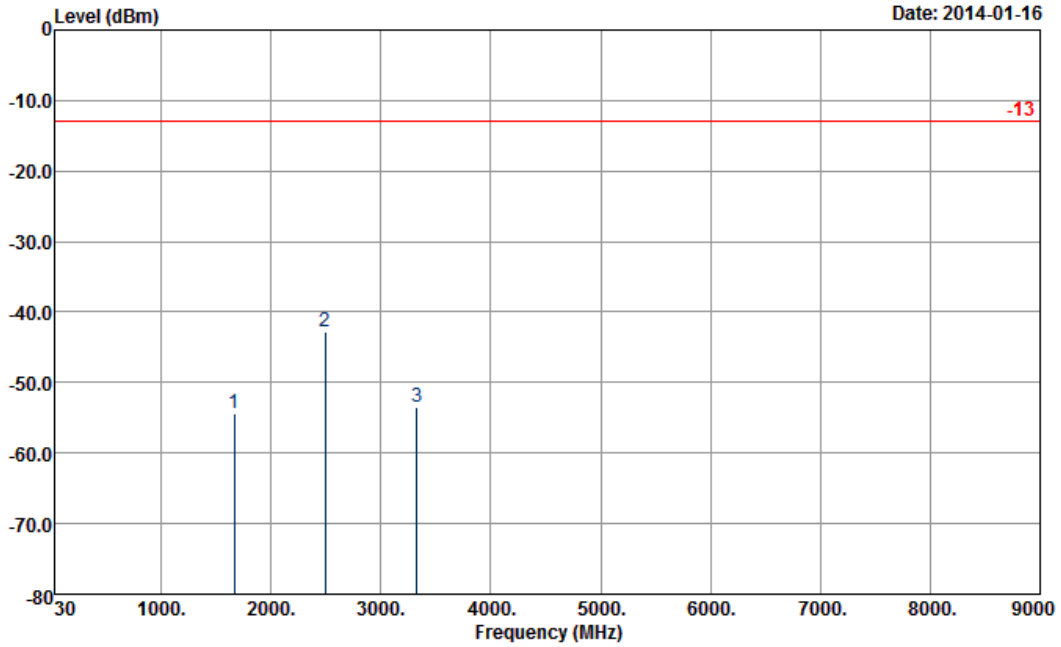

Site : 03CH07-HY
Condition : -13 HF-EIRP(080306) HORIZONTAL

Frequency (MHz)	ERP (dBm)	Limit (dBm)	Over Limit (dB)	SPA Reading (dBm)	S.G. Power (dBm)	TX Cable loss (dB)	TX Antenna Gain (dBi)	Polarization (H/V)	Result
1663	-54.33	-13	-41.33	-63.47	-58.2	1.62	5.49	H	Pass
2494	-42.78	-13	-29.78	-56.18	-46.9	2.1	6.22	H	Pass
3326	-53.56	-13	-40.56	-68.18	-58.6	3.03	8.07	H	Pass

Band :	LTE Band 5	**Temperature :**	21~24°C
Test Mode :	10MHz QPSK RB Size 1 Offset 0	**Relative Humidity :**	51~56%
Test Engineer :	Stan Hsieh	**Polarization :**	Vertical
Remark :	Spurious emissions within 30-10th harmonic were found more than 20dB below limit line.		

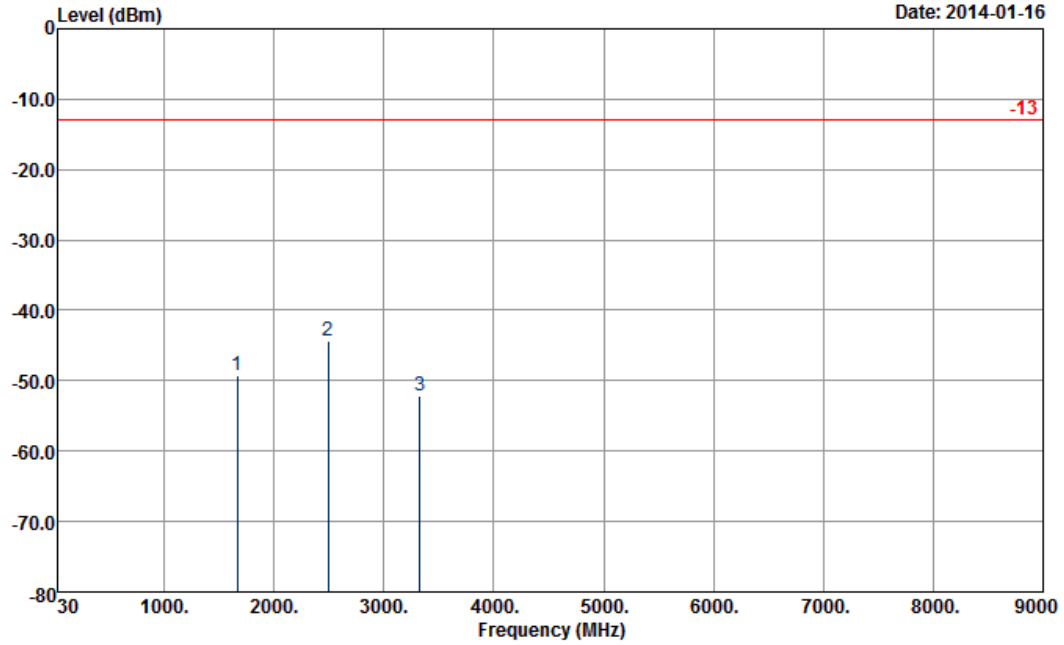

Site : 03CH07-HY
Condition : -13 HF-EIRP(080306) VERTICAL

Frequency (MHz)	ERP (dBm)	Limit (dBm)	Over Limit (dB)	SPA Reading (dBm)	S.G. Power (dBm)	TX Cable loss (dB)	TX Antenna Gain (dBi)	Polarization (H/V)	Result
1663	-49.33	-13	-36.33	-61.02	-53.2	1.62	5.49	V	Pass
2494	-44.28	-13	-31.28	-58.15	-48.4	2.1	6.22	V	Pass
3326	-52.16	-13	-39.16	-68.23	-57.2	3.03	8.07	V	Pass

<High Channel>

Band :	LTE Band 5	**Temperature :**	21~24°C
Test Mode :	10MHz QPSK RB Size 1 Offset 0	**Relative Humidity :**	51~56%
Test Engineer :	Stan Hsieh	**Polarization :**	Horizontal
Remark :	Spurious emissions within 30-10th harmonic were found more than 20dB below limit line.		

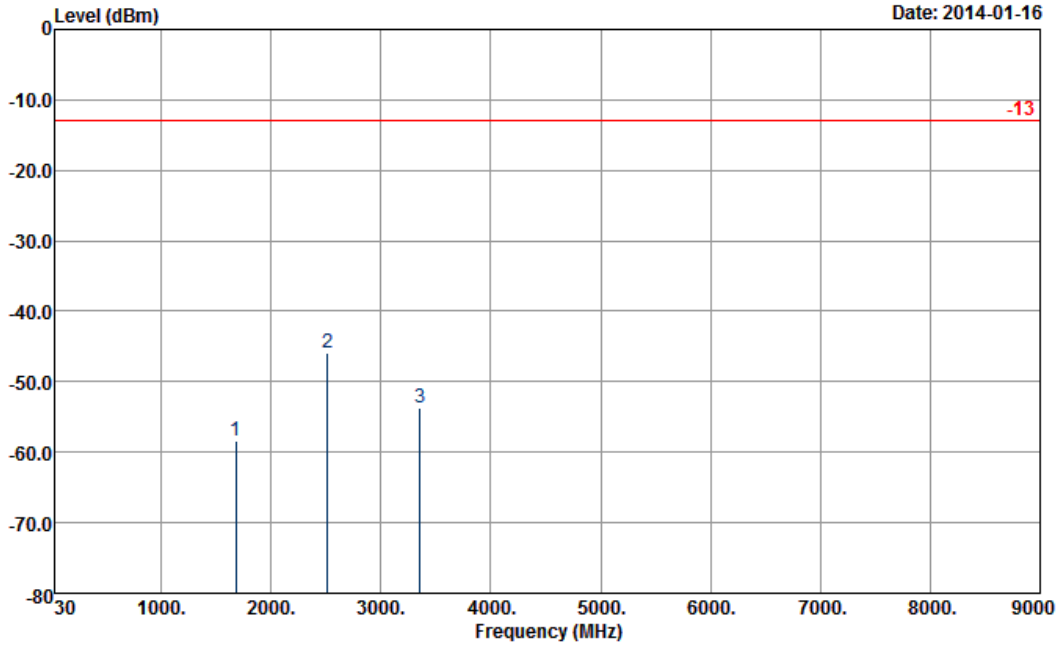

Site : 03CH07-HY
Condition : -13 HF-EIRP(080306) HORIZONTAL

Frequency (MHz)	ERP (dBm)	Limit (dBm)	Over Limit (dB)	SPA Reading (dBm)	S.G. Power (dBm)	TX Cable loss (dB)	TX Antenna Gain (dBi)	Polarization (H/V)	Result
1678	-58.30	-13	-45.30	-67.48	-62.2	1.52	5.42	H	Pass
2517	-45.94	-13	-32.94	-59.65	-50.2	1.99	6.25	H	Pass
3356	-53.80	-13	-40.80	-68.13	-59.8	2.14	8.14	H	Pass

Band :	LTE Band 5	**Temperature :**	21~24°C
Test Mode :	10MHz QPSK RB Size 1 Offset 0	**Relative Humidity :**	51~56%
Test Engineer :	Stan Hsieh	**Polarization :**	Vertical
Remark :	Spurious emissions within 30-10th harmonic were found more than 20dB below limit line.		

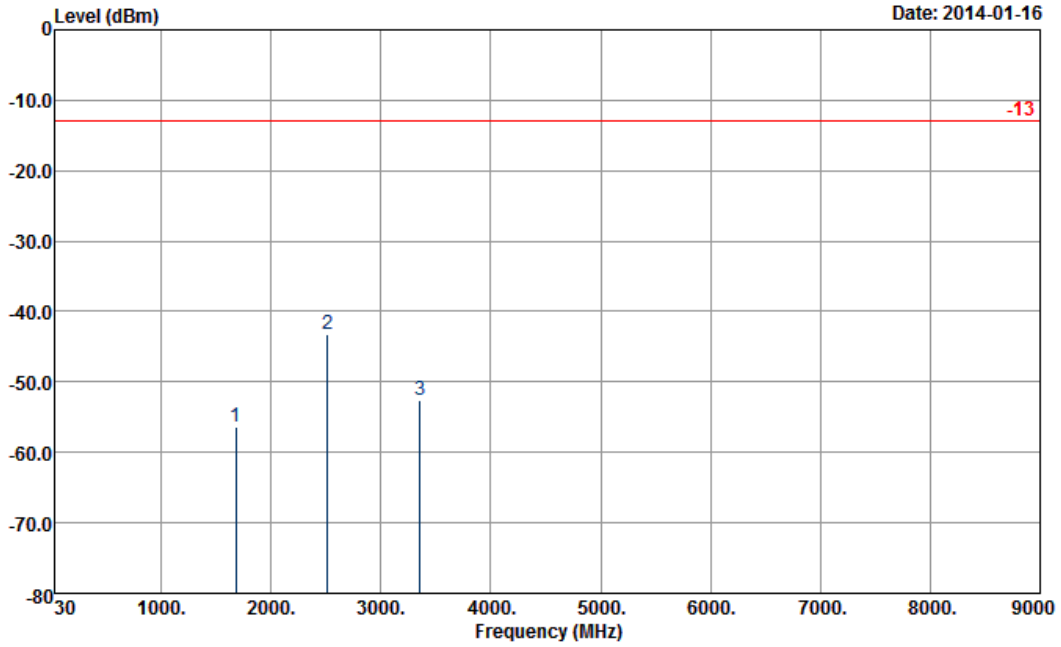

Site : 03CH07-HY
Condition : -13 HF-EIRP(080306) VERTICAL

Frequency (MHz)	ERP (dBm)	Limit (dBm)	Over Limit (dB)	SPA Reading (dBm)	S.G. Power (dBm)	TX Cable loss (dB)	TX Antenna Gain (dBi)	Polarization (H/V)	Result
1678	-56.30	-13	-43.30	-67.53	-60.2	1.52	5.42	V	Pass
2517	-43.34	-13	-30.34	-57.57	-47.6	1.99	6.25	V	Pass
3356	-52.60	-13	-39.60	-68.57	-58.6	2.14	8.14	V	Pass

<Low Channel>

Band :	LTE Band 2	**Temperature :**	21~24°C
Test Mode :	1.4MHz QPSK RB Size 1 Offset 0	**Relative Humidity :**	51~56%
Test Engineer :	Stan Hsieh	**Polarization :**	Horizontal
Remark :	Spurious emissions within 30-10th harmonic were found more than 20dB below limit line.		

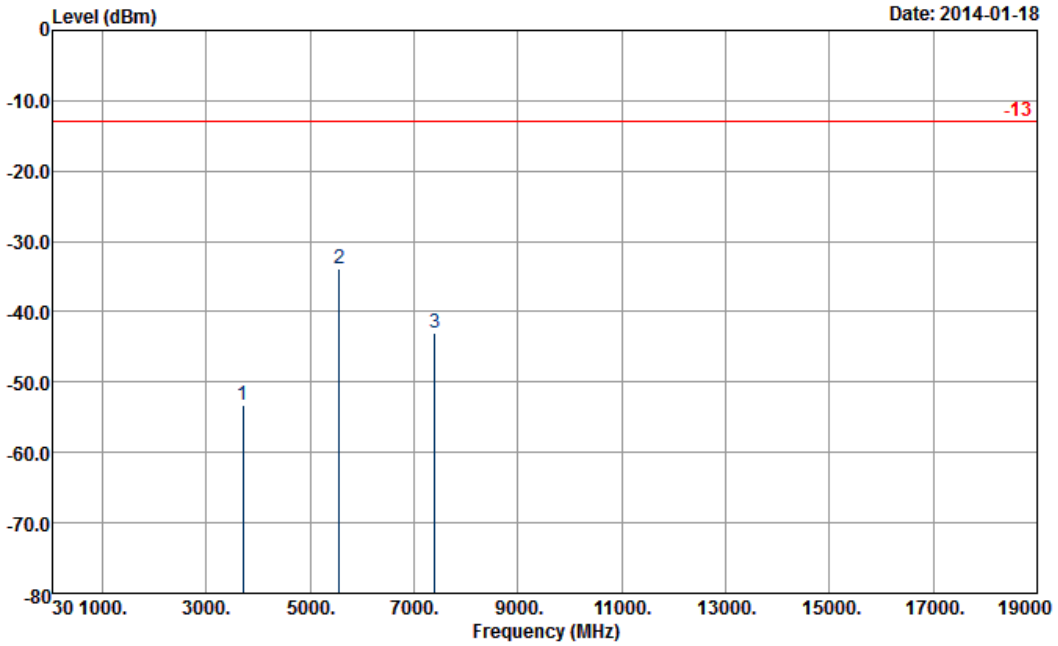

Site : 03CH07-HY
Condition : -13 HF-EIRP(080306) HORIZONTAL

Frequency (MHz)	EIRP (dBm)	Limit (dBm)	Over Limit (dB)	SPA Reading (dBm)	S.G. Power (dBm)	TX Cable loss (dB)	TX Antenna Gain (dBi)	Polarization (H/V)	Result
3700	-53.24	-13	-40.24	-68.74	-59.5	2.48	8.74	H	Pass
5550	-33.81	-13	-20.81	-54.44	-41.5	2.96	10.65	H	Pass
7400	-43.07	-13	-30.07	-69.94	-51.7	3.48	12.11	H	Pass

Band :	LTE Band 2	**Temperature :**	21~24°C
Test Mode :	1.4MHz QPSK RB Size 1 Offset 0	**Relative Humidity :**	51~56%
Test Engineer :	Stan Hsieh	**Polarization :**	Vertical
Remark :	Spurious emissions within 30-10th harmonic were found more than 20dB below limit line.		

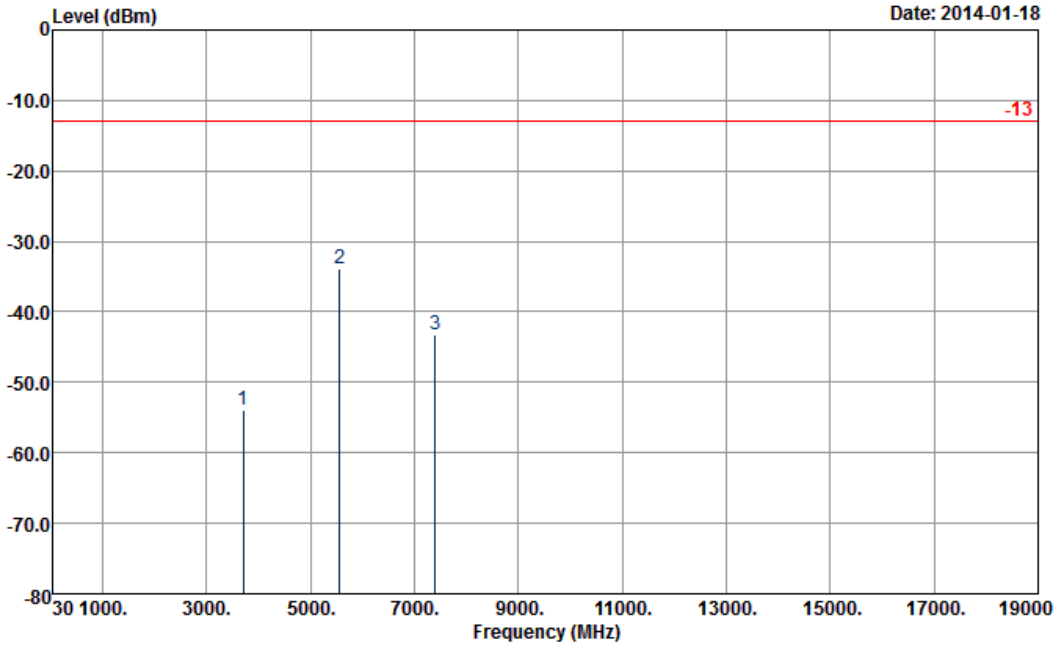

Site : 03CH07-HY
Condition : -13 HF-EIRP(080306) VERTICAL

Frequency (MHz)	EIRP (dBm)	Limit (dBm)	Over Limit (dB)	SPA Reading (dBm)	S.G. Power (dBm)	TX Cable loss (dB)	TX Antenna Gain (dBi)	Polarization (H/V)	Result
3700	-53.94	-13	-40.94	-70.08	-60.2	2.48	8.74	V	Pass
5550	-33.81	-13	-20.81	-54.4	-41.5	2.96	10.65	V	Pass
7400	-43.27	-13	-30.27	-69.93	-51.9	3.48	12.11	V	Pass

<Middle Channel>

Band :	LTE Band 2	**Temperature :**	21~24°C
Test Mode :	1.4MHz QPSK RB Size 1 Offset 0	**Relative Humidity :**	51~56%
Test Engineer :	Stan Hsieh	**Polarization :**	Horizontal
Remark :	Spurious emissions within 30-10th harmonic were found more than 20dB below limit line.		

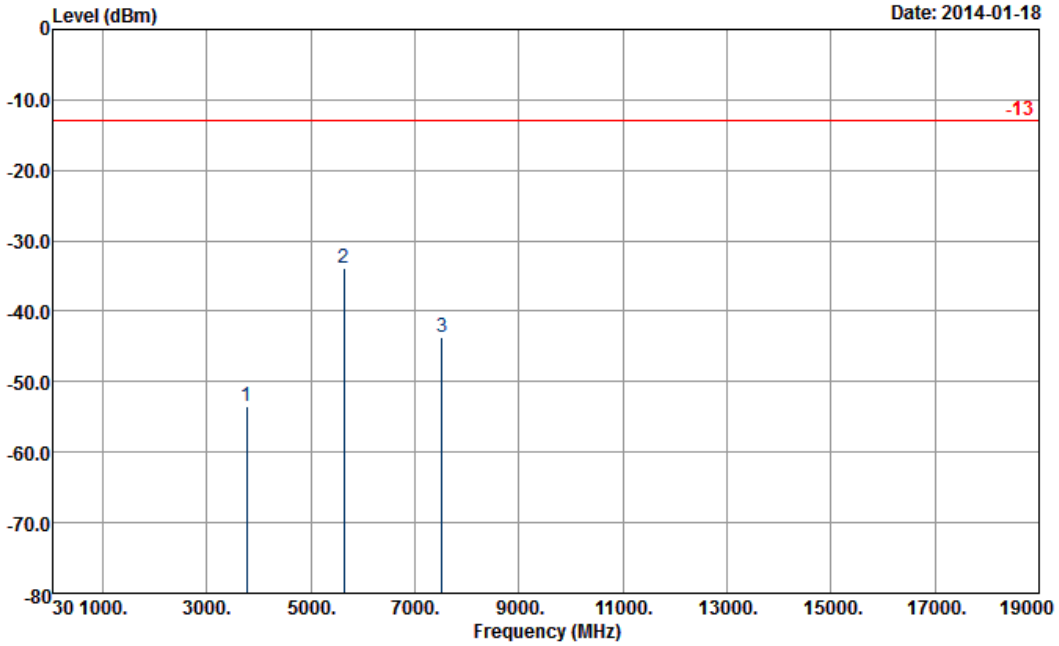

Frequency (MHz)	EIRP (dBm)	Limit (dBm)	Over Limit (dB)	SPA Reading (dBm)	S.G. Power (dBm)	TX Cable loss (dB)	TX Antenna Gain (dBi)	Polarization (H/V)	Result
3759	-53.50	-13	-40.50	-68.2	-59.8	2.51	8.81	H	Pass
5638	-33.79	-13	-20.79	-55.27	-41.5	2.99	10.70	H	Pass
7517	-43.57	-13	-30.57	-70.28	-52.1	3.59	12.12	H	Pass

Band :	LTE Band 2	**Temperature :**	21~24°C
Test Mode :	1.4MHz QPSK RB Size 1 Offset 0	**Relative Humidity :**	51~56%
Test Engineer :	Stan Hsieh	**Polarization :**	Vertical
Remark :	Spurious emissions within 30-10th harmonic were found more than 20dB below limit line.		

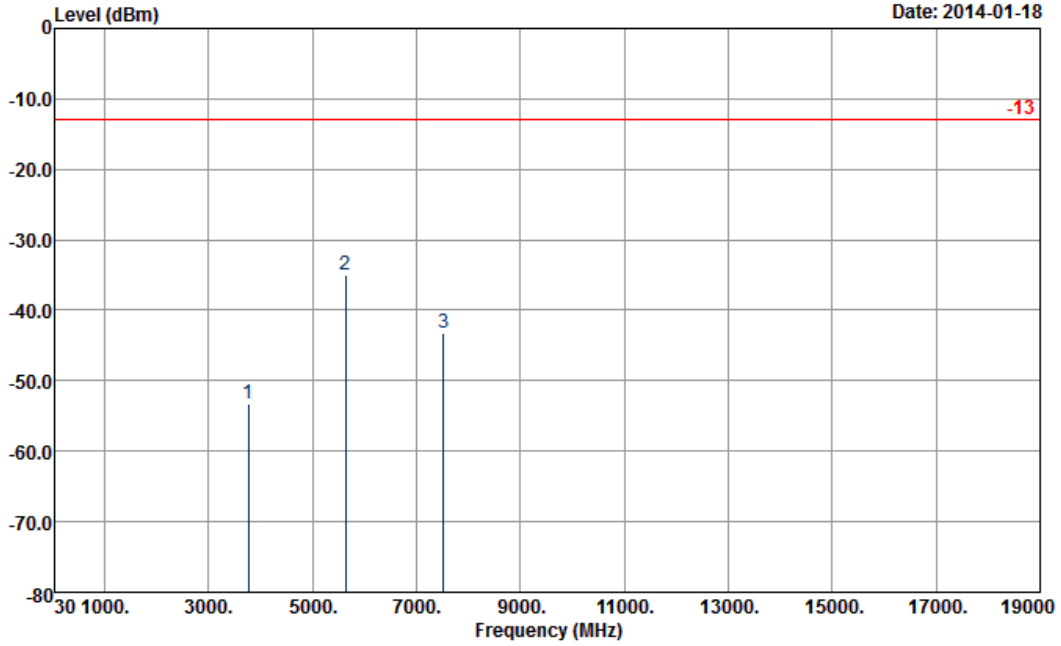

Site : 03CH07-HY
Condition : -13 HF-EIRP(080306) VERTICAL

Frequency (MHz)	EIRP (dBm)	Limit (dBm)	Over Limit (dB)	SPA Reading (dBm)	S.G. Power (dBm)	TX Cable loss (dB)	TX Antenna Gain (dBi)	Polarization (H/V)	Result
3759	-53.20	-13	-40.20	-69.18	-59.5	2.51	8.81	V	Pass
5638	-35.09	-13	-22.09	-55.72	-42.8	2.99	10.70	V	Pass
7517	-43.17	-13	-30.17	-70.25	-51.7	3.59	12.12	V	Pass

<High Channel>

Band :	LTE Band 2	**Temperature :**	21~24°C
Test Mode :	1.4MHz QPSK RB Size 1 Offset 0	**Relative Humidity :**	51~56%
Test Engineer :	Stan Hsieh	**Polarization :**	Horizontal
Remark :	Spurious emissions within 30-10th harmonic were found more than 20dB below limit line.		

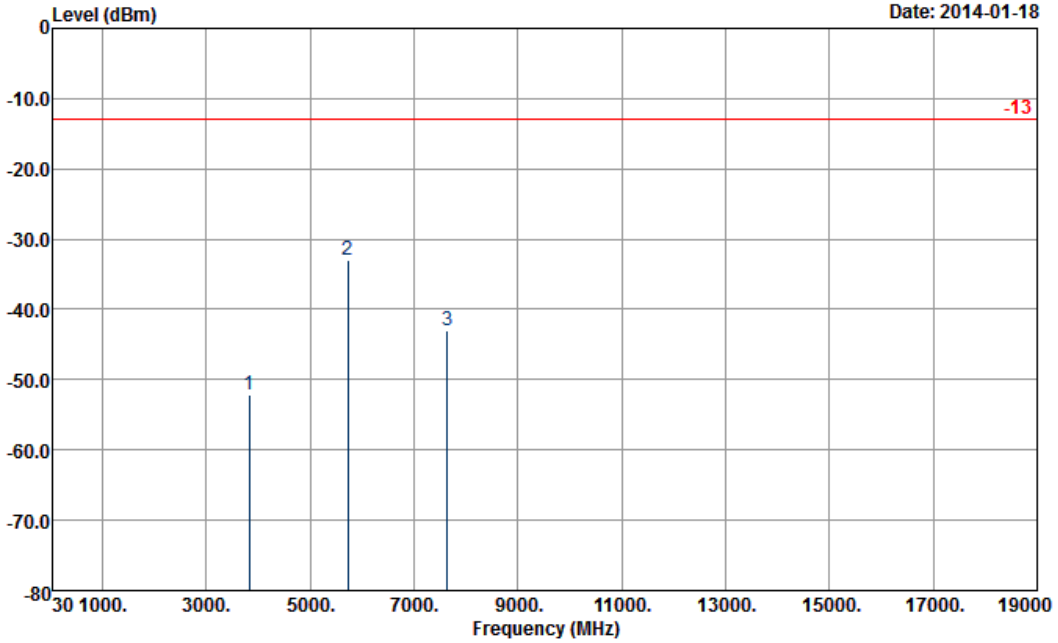

Site : 03CH07-HY
Condition : -13 HF-EIRP(080306) HORIZONTAL

Frequency (MHz)	EIRP (dBm)	Limit (dBm)	Over Limit (dB)	SPA Reading (dBm)	S.G. Power (dBm)	TX Cable loss (dB)	TX Antenna Gain (dBi)	Polarization (H/V)	Result
3817	-52.24	-13	-39.24	-68.13	-58.5	2.61	8.87	H	Pass
5726	-33.00	-13	-20.00	-54.95	-40.8	3.09	10.89	H	Pass
7634	-43.00	-13	-30.00	-69.21	-51.5	3.68	12.18	H	Pass

Band :	LTE Band 2	**Temperature :**	21~24°C
Test Mode :	1.4MHz QPSK RB Size 1 Offset 0	**Relative Humidity :**	51~56%
Test Engineer :	Stan Hsieh	**Polarization :**	Vertical
Remark :	Spurious emissions within 30-10th harmonic were found more than 20dB below limit line.		

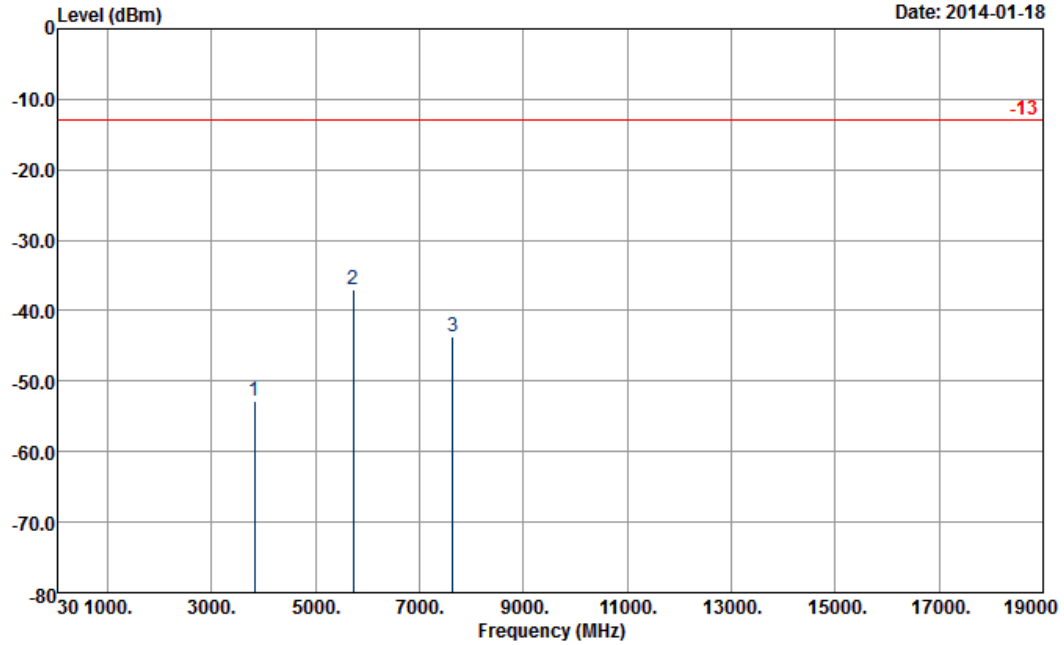

Site : 03CH07-HY
Condition : -13 HF-EIRP(080306) VERTICAL

Frequency (MHz)	EIRP (dBm)	Limit (dBm)	Over Limit (dB)	SPA Reading (dBm)	S.G. Power (dBm)	TX Cable loss (dB)	TX Antenna Gain (dBi)	Polarization (H/V)	Result
3817	-52.74	-13	-39.74	-69.22	-59	2.61	8.87	V	Pass
5726	-37.10	-13	-24.10	-58.73	-44.9	3.09	10.89	V	Pass
7634	-43.60	-13	-30.60	-69.67	-52.1	3.68	12.18	V	Pass

<Low Channel>

Band :	LTE Band 2	**Temperature :**	21~24°C
Test Mode :	3MHz QPSK RB Size 1 Offset 0	**Relative Humidity :**	51~56%
Test Engineer :	Stan Hsieh	**Polarization :**	Horizontal
Remark :	Spurious emissions within 30-10th harmonic were found more than 20dB below limit line.		

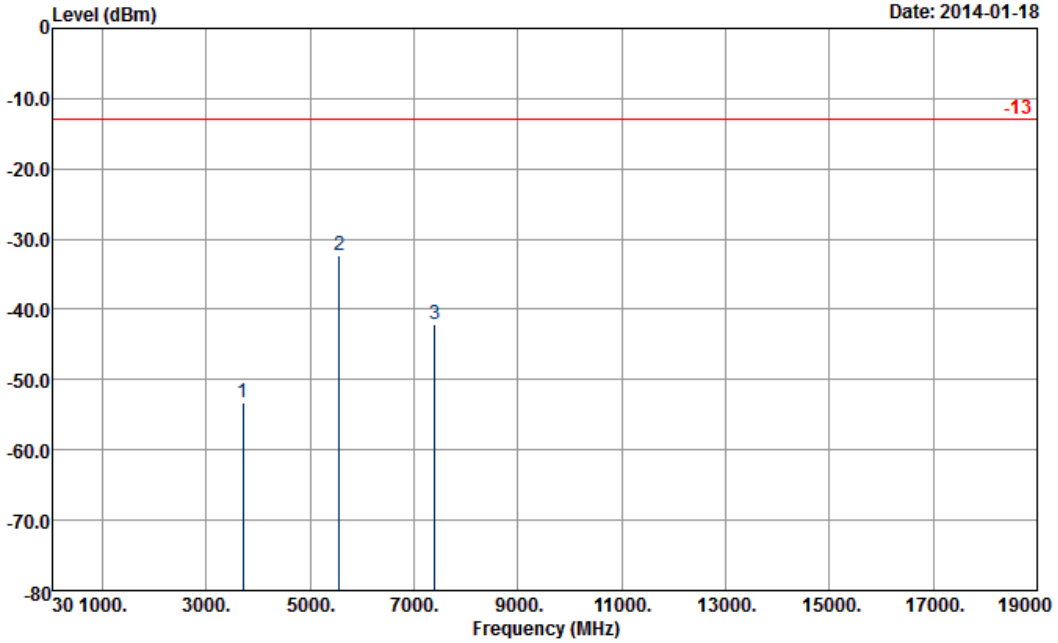

Site : 03CH07-HY
Condition : -13 HF-EIRP(080306) HORIZONTAL

Frequency (MHz)	EIRP (dBm)	Limit (dBm)	Over Limit (dB)	SPA Reading (dBm)	S.G. Power (dBm)	TX Cable loss (dB)	TX Antenna Gain (dBi)	Polarization (H/V)	Result
3700	-53.34	-13	-40.34	-69.16	-59.6	2.47	8.73	H	Pass
5550	-32.35	-13	-19.35	-52.7	-40.1	2.93	10.68	H	Pass
7400	-42.08	-13	-29.08	-70.08	-50.8	3.42	12.14	H	Pass

Band :	LTE Band 2	**Temperature :**	21~24°C
Test Mode :	3MHz QPSK RB Size 1 Offset 0	**Relative Humidity :**	51~56%
Test Engineer :	Stan Hsieh	**Polarization :**	Vertical
Remark :	Spurious emissions within 30-10th harmonic were found more than 20dB below limit line.		

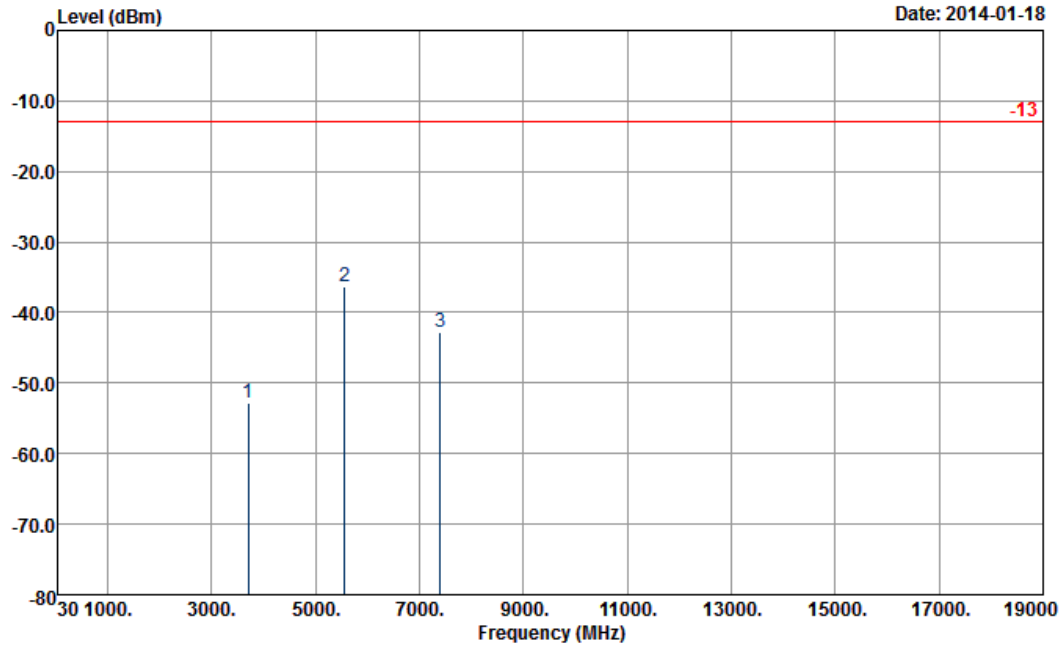

Site : 03CH07-HY
Condition : -13 HF-EIRP(080306) VERTICAL

Frequency (MHz)	EIRP (dBm)	Limit (dBm)	Over Limit (dB)	SPA Reading (dBm)	S.G. Power (dBm)	TX Cable loss (dB)	TX Antenna Gain (dBi)	Polarization (H/V)	Result
3700	-52.84	-13	-39.84	-69.89	-59.1	2.47	8.73	V	Pass
5550	-36.35	-13	-23.35	-56.56	-44.1	2.93	10.68	V	Pass
7400	-42.78	-13	-29.78	-69.68	-51.5	3.42	12.14	V	Pass

<Middle Channel>

Band :	LTE Band 2	**Temperature :**	21~24°C
Test Mode :	3MHz QPSK RB Size 1 Offset 0	**Relative Humidity :**	51~56%
Test Engineer :	Stan Hsieh	**Polarization :**	Horizontal
Remark :	Spurious emissions within 30-10th harmonic were found more than 20dB below limit line.		

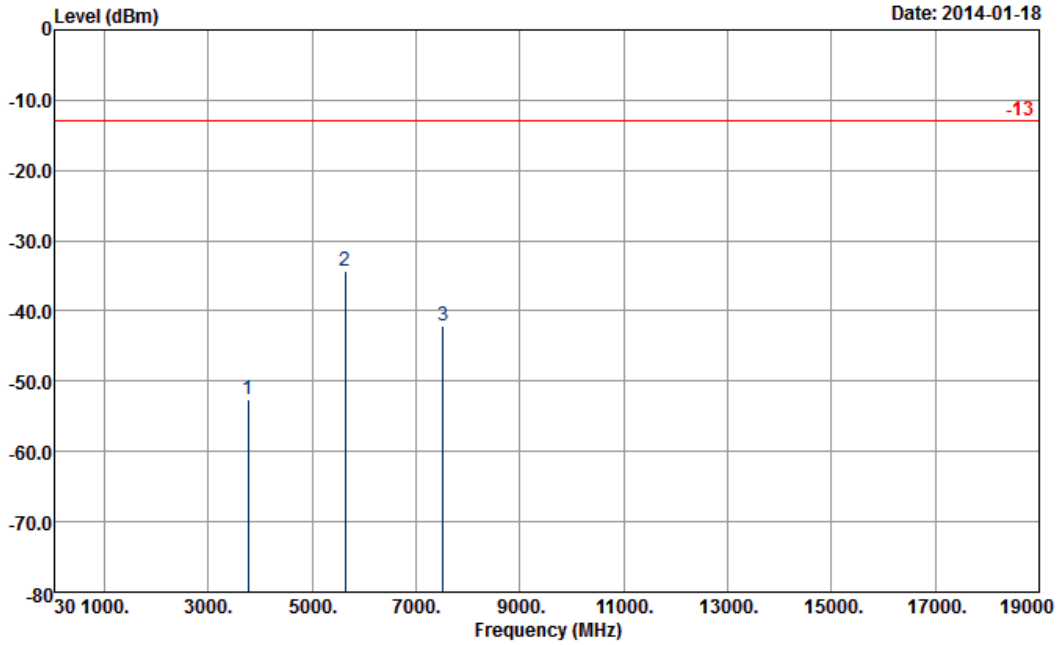

Site : 03CH07-HY
Condition : -13 HF-EIRP(080306) HORIZONTAL

Frequency (MHz)	EIRP (dBm)	Limit (dBm)	Over Limit (dB)	SPA Reading (dBm)	S.G. Power (dBm)	TX Cable loss (dB)	TX Antenna Gain (dBi)	Polarization (H/V)	Result
3757	-52.60	-13	-39.60	-68.05	-58.9	2.51	8.81	H	Pass
5636	-34.39	-13	-21.39	-55.35	-42.1	2.99	10.70	H	Pass
7514	-42.17	-13	-29.17	-69.99	-50.7	3.59	12.12	H	Pass

Band :	LTE Band 2	**Temperature :**	21~24°C
Test Mode :	3MHz QPSK RB Size 1 Offset 0	**Relative Humidity :**	51~56%
Test Engineer :	Stan Hsieh	**Polarization :**	Vertical
Remark :	Spurious emissions within 30-10th harmonic were found more than 20dB below limit line.		

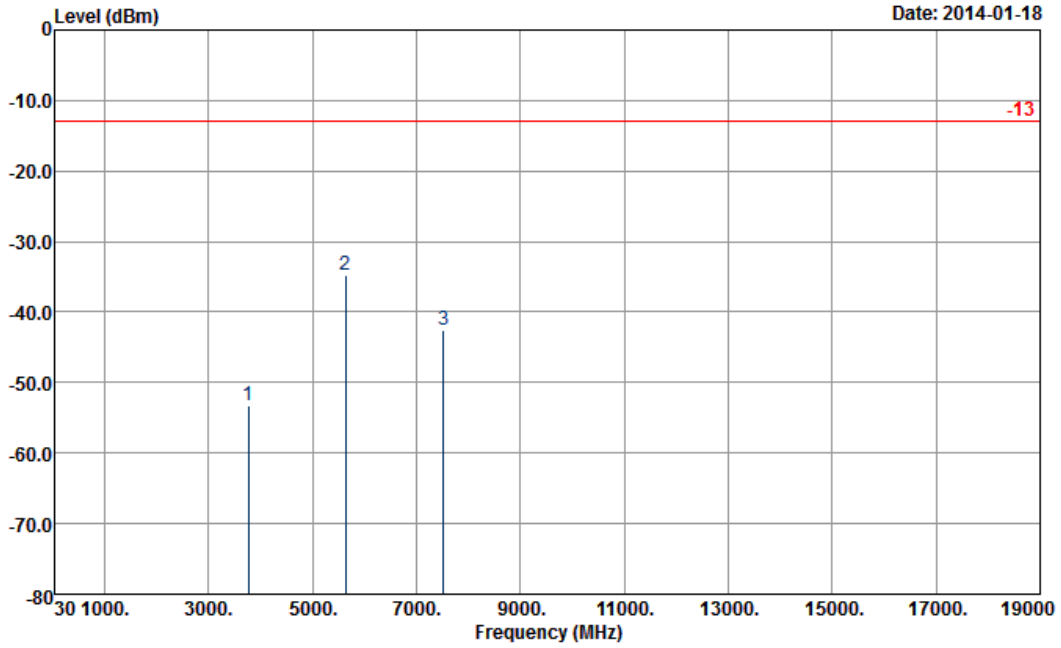

Site : 03CH07-HY
Condition : -13 HF-EIRP(080306) VERTICAL

Frequency (MHz)	EIRP (dBm)	Limit (dBm)	Over Limit (dB)	SPA Reading (dBm)	S.G. Power (dBm)	TX Cable loss (dB)	TX Antenna Gain (dBi)	Polarization (H/V)	Result
3757	-53.30	-13	-40.30	-69.51	-59.6	2.51	8.81	V	Pass
5636	-34.79	-13	-21.79	-55.97	-42.5	2.99	10.70	V	Pass
7514	-42.67	-13	-29.67	-69.85	-51.2	3.59	12.12	V	Pass

<High Channel>

Band :	LTE Band 2	**Temperature :**	21~24°C
Test Mode :	3MHz QPSK RB Size 1 Offset 0	**Relative Humidity :**	51~56%
Test Engineer :	Stan Hsieh	**Polarization :**	Horizontal
Remark :	Spurious emissions within 30-10th harmonic were found more than 20dB below limit line.		

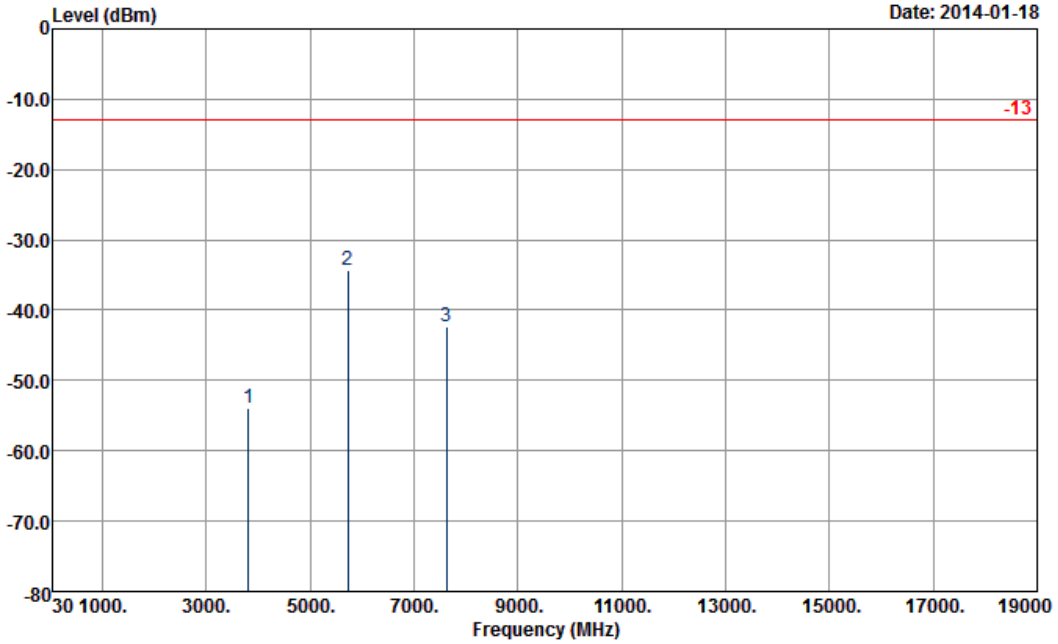

Site : 03CH07-HY
Condition : -13 HF-EIRP(080306) HORIZONTAL

Frequency (MHz)	EIRP (dBm)	Limit (dBm)	Over Limit (dB)	SPA Reading (dBm)	S.G. Power (dBm)	TX Cable loss (dB)	TX Antenna Gain (dBi)	Polarization (H/V)	Result
3814	-53.87	-13	-40.87	-68.7	-60.1	2.64	8.87	H	Pass
5721	-34.36	-13	-21.36	-55.91	-42.1	3.08	10.82	H	Pass
7628	-42.41	-13	-29.41	-69.05	-50.9	3.64	12.13	H	Pass

Band :	LTE Band 2	**Temperature :**	21~24°C
Test Mode :	3MHz QPSK RB Size 1 Offset 0	**Relative Humidity :**	51~56%
Test Engineer :	Stan Hsieh	**Polarization :**	Vertical
Remark :	Spurious emissions within 30-10th harmonic were found more than 20dB below limit line.		

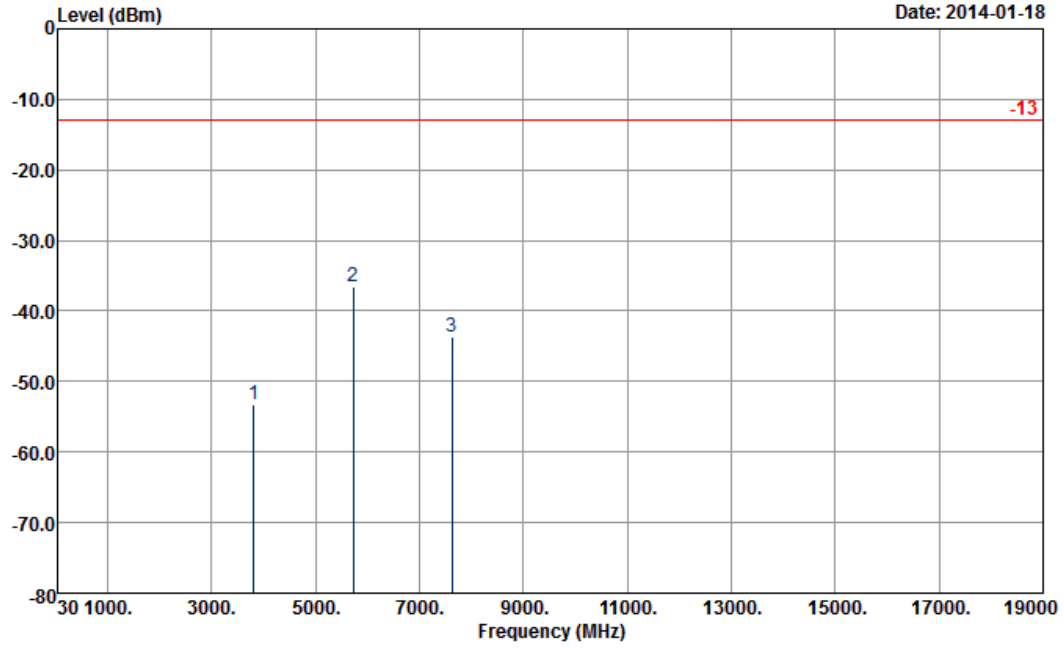

Site : 03CH07-HY
Condition : -13 HF-EIRP(080306) VERTICAL

Frequency (MHz)	EIRP (dBm)	Limit (dBm)	Over Limit (dB)	SPA Reading (dBm)	S.G. Power (dBm)	TX Cable loss (dB)	TX Antenna Gain (dBi)	Polarization (H/V)	Result
3814	-53.27	-13	-40.27	-69.02	-59.5	2.64	8.87	V	Pass
5721	-36.56	-13	-23.56	-57.89	-44.3	3.08	10.82	V	Pass
7628	-43.61	-13	-30.61	-69.99	-52.1	3.64	12.13	V	Pass

<Low Channel>

Band :	LTE Band 2	**Temperature :**	21~24°C
Test Mode :	5MHz QPSK RB Size 1 Offset 0	**Relative Humidity :**	51~56%
Test Engineer :	Stan Hsieh	**Polarization :**	Horizontal
Remark :	Spurious emissions within 30-10th harmonic were found more than 20dB below limit line.		

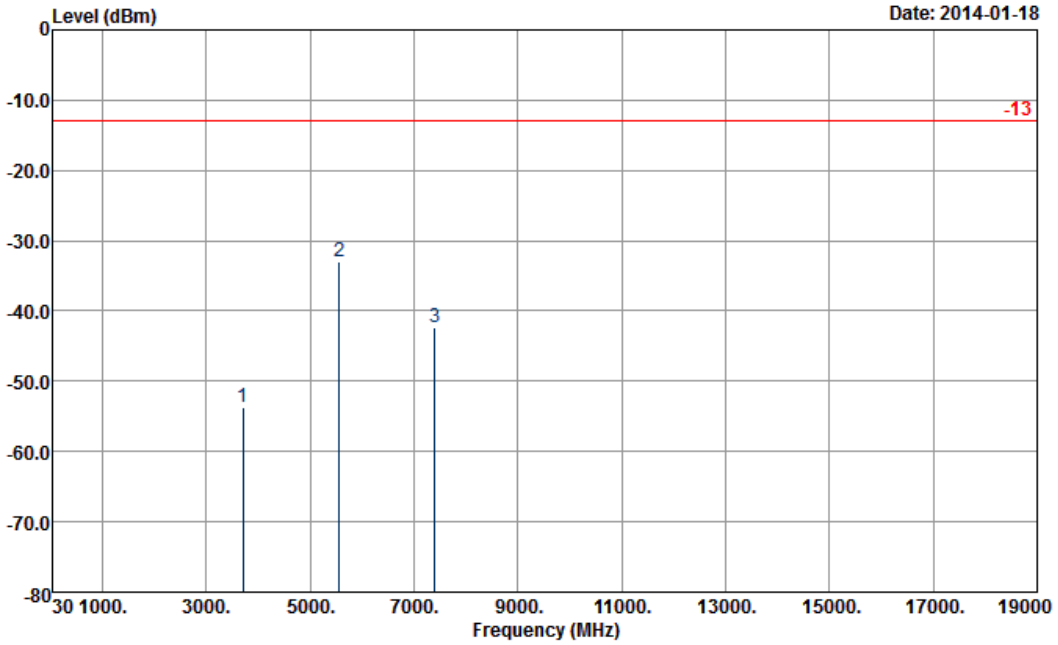

Site : 03CH07-HY
Condition : -13 HF-EIRP(080306) HORIZONTAL

Frequency (MHz)	EIRP (dBm)	Limit (dBm)	Over Limit (dB)	SPA Reading (dBm)	S.G. Power (dBm)	TX Cable loss (dB)	TX Antenna Gain (dBi)	Polarization (H/V)	Result
3700	-53.77	-13	-40.77	-68.98	-60.1	2.46	8.79	H	Pass
5550	-33.03	-13	-20.03	-54	-40.9	2.9	10.77	H	Pass
7400	-42.38	-13	-29.38	-69.84	-51.2	3.42	12.24	H	Pass

Band :	LTE Band 2	**Temperature :**	21~24°C
Test Mode :	5MHz QPSK RB Size 1 Offset 0	**Relative Humidity :**	51~56%
Test Engineer :	Stan Hsieh	**Polarization :**	Vertical
Remark :	Spurious emissions within 30-10th harmonic were found more than 20dB below limit line.		

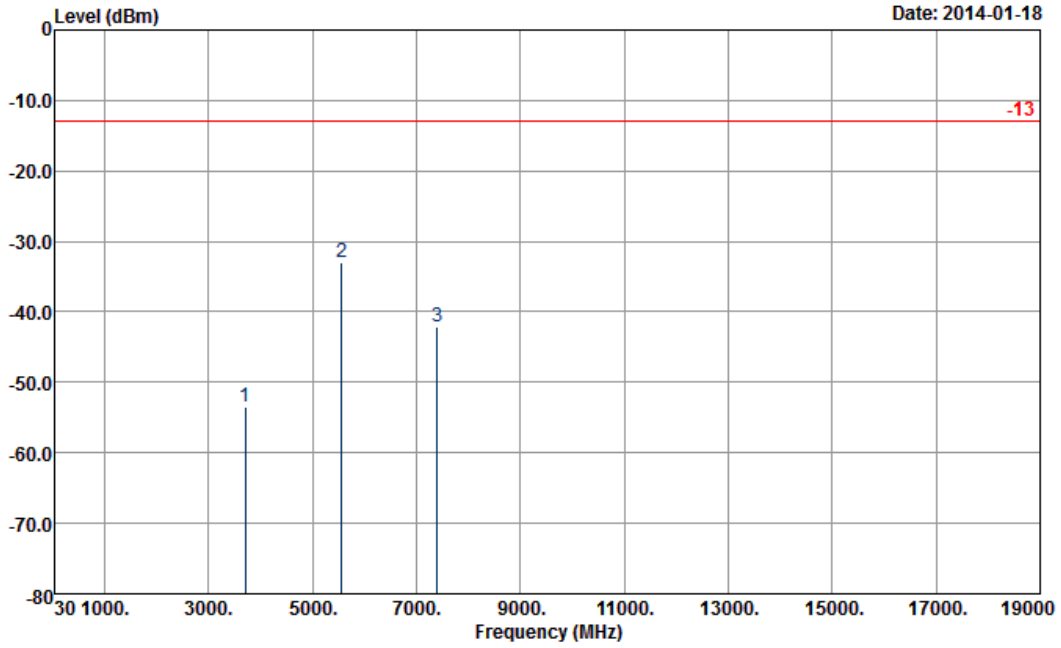

Site : 03CH07-HY
Condition : -13 HF-EIRP(080306) VERTICAL

Frequency (MHz)	EIRP (dBm)	Limit (dBm)	Over Limit (dB)	SPA Reading (dBm)	S.G. Power (dBm)	TX Cable loss (dB)	TX Antenna Gain (dBi)	Polarization (H/V)	Result
3700	-53.47	-13	-40.47	-70.23	-59.8	2.46	8.79	V	Pass
5550	-32.93	-13	-19.93	-53.42	-40.8	2.9	10.77	V	Pass
7400	-42.08	-13	-29.08	-69.54	-50.9	3.42	12.24	V	Pass

<Middle Channel>

Band :	LTE Band 2	**Temperature :**	21~24°C
Test Mode :	5MHz QPSK RB Size 1 Offset 0	**Relative Humidity :**	51~56%
Test Engineer :	Stan Hsieh	**Polarization :**	Horizontal
Remark :	Spurious emissions within 30-10th harmonic were found more than 20dB below limit line.		

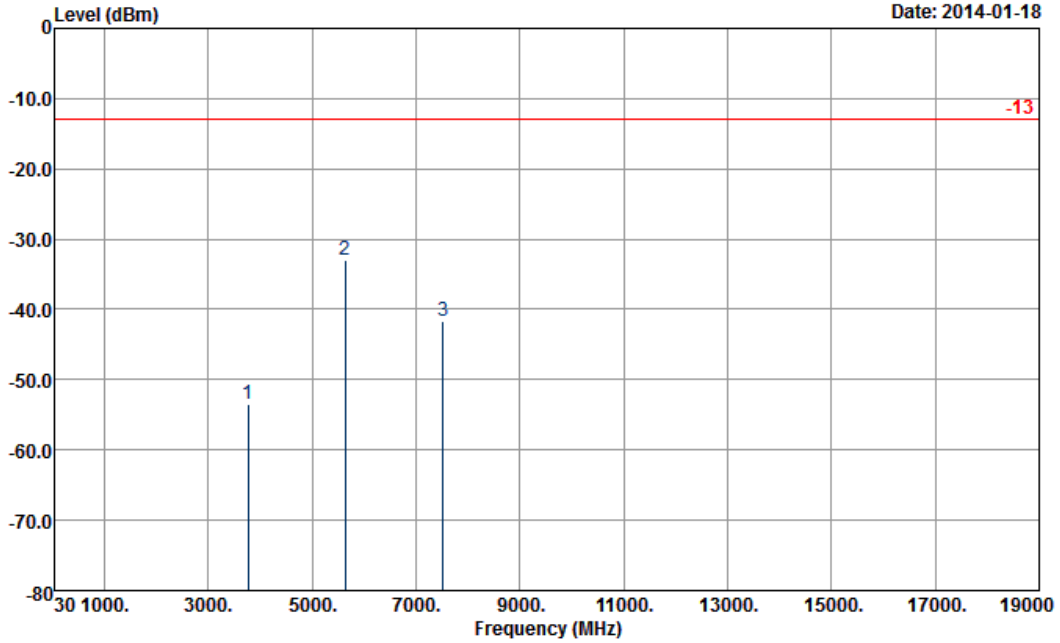

Site : 03CH07-HY
Condition : -13 HF-EIRP(080306) HORIZONTAL

Frequency (MHz)	EIRP (dBm)	Limit (dBm)	Over Limit (dB)	SPA Reading (dBm)	S.G. Power (dBm)	TX Cable loss (dB)	TX Antenna Gain (dBi)	Polarization (H/V)	Result
3755	-53.50	-13	-40.50	-68.62	-59.8	2.51	8.81	H	Pass
5633	-33.09	-13	-20.09	-54.34	-40.8	2.99	10.70	H	Pass
7510	-41.67	-13	-28.67	-69.24	-50.2	3.59	12.12	H	Pass

Band :	LTE Band 2	**Temperature :**	21~24°C
Test Mode :	5MHz QPSK RB Size 1 Offset 0	**Relative Humidity :**	51~56%
Test Engineer :	Stan Hsieh	**Polarization :**	Vertical
Remark :	Spurious emissions within 30-10th harmonic were found more than 20dB below limit line.		

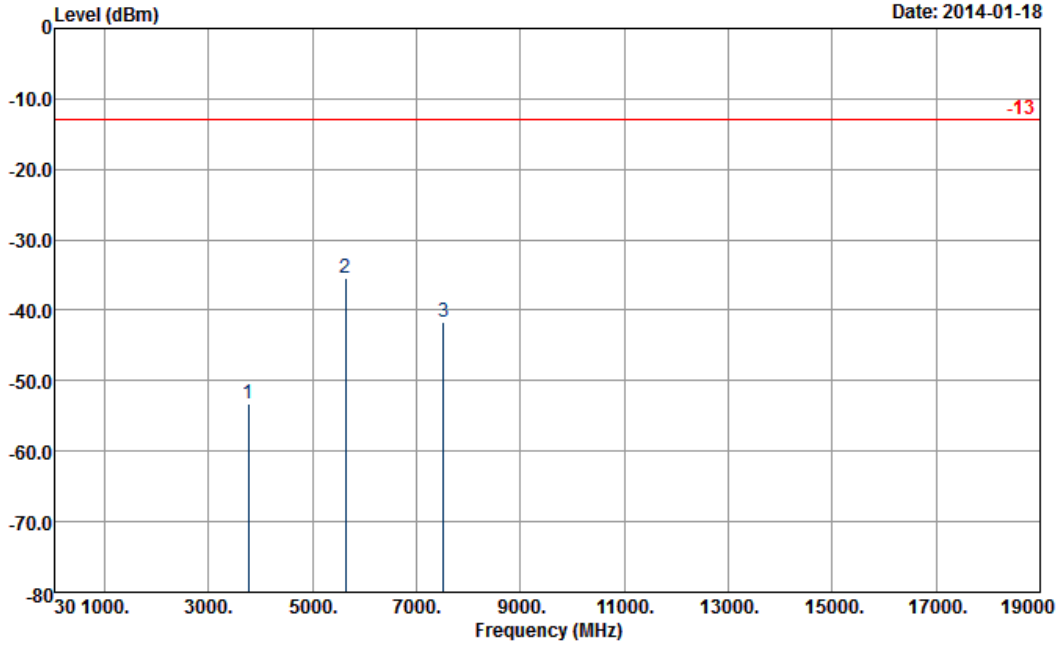

Site : 03CH07-HY
Condition : -13 HF-EIRP(080306) VERTICAL

Frequency (MHz)	EIRP (dBm)	Limit (dBm)	Over Limit (dB)	SPA Reading (dBm)	S.G. Power (dBm)	TX Cable loss (dB)	TX Antenna Gain (dBi)	Polarization (H/V)	Result
3755	-53.20	-13	-40.20	-69.95	-59.5	2.51	8.81	V	Pass
5633	-35.39	-13	-22.39	-55.59	-43.1	2.99	10.70	V	Pass
7510	-41.57	-13	-28.57	-69	-50.1	3.59	12.12	V	Pass

<High Channel>

Band :	LTE Band 2	**Temperature :**	21~24°C
Test Mode :	5MHz QPSK RB Size 1 Offset 0	**Relative Humidity :**	51~56%
Test Engineer :	Stan Hsieh	**Polarization :**	Horizontal
Remark :	Spurious emissions within 30-10th harmonic were found more than 20dB below limit line.		

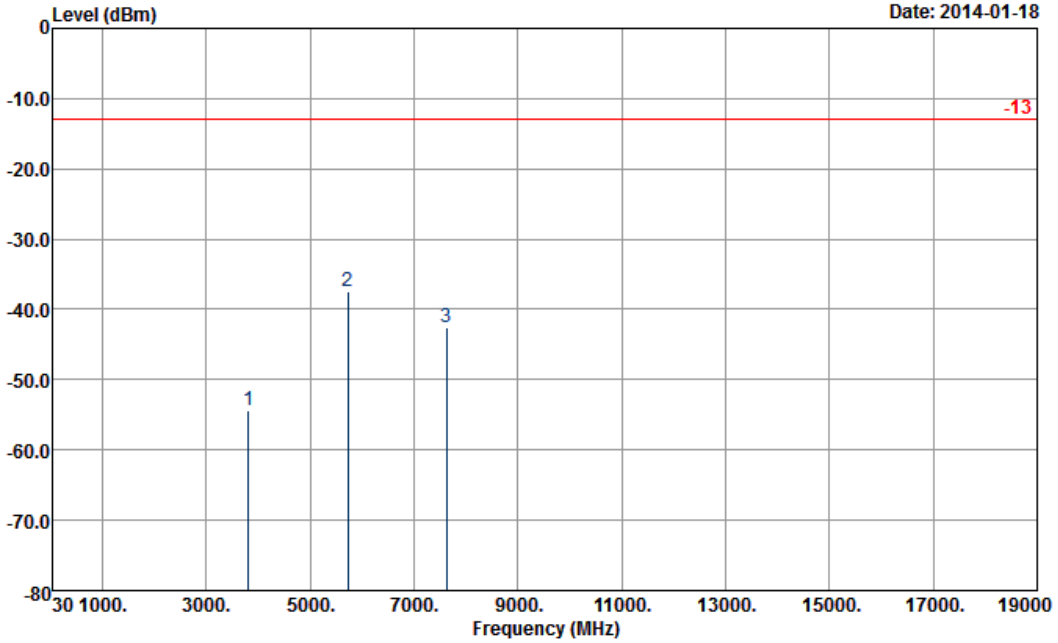

Site : 03CH07-HY
Condition : -13 HF-EIRP(080306) HORIZONTAL

Frequency (MHz)	EIRP (dBm)	Limit (dBm)	Over Limit (dB)	SPA Reading (dBm)	S.G. Power (dBm)	TX Cable loss (dB)	TX Antenna Gain (dBi)	Polarization (H/V)	Result
3810	-54.35	-13	-41.35	-69.81	-60.69	2.59	8.93	H	Pass
5716	-37.46	-13	-24.46	-58.57	-45.36	3.08	10.98	H	Pass
7620	-42.59	-13	-29.59	-69.24	-51.12	3.64	12.17	H	Pass

Band :	LTE Band 2	**Temperature :**	21~24°C
Test Mode :	5MHz QPSK RB Size 1 Offset 0	**Relative Humidity :**	51~56%
Test Engineer :	Stan Hsieh	**Polarization :**	Vertical
Remark :	Spurious emissions within 30-10th harmonic were found more than 20dB below limit line.		

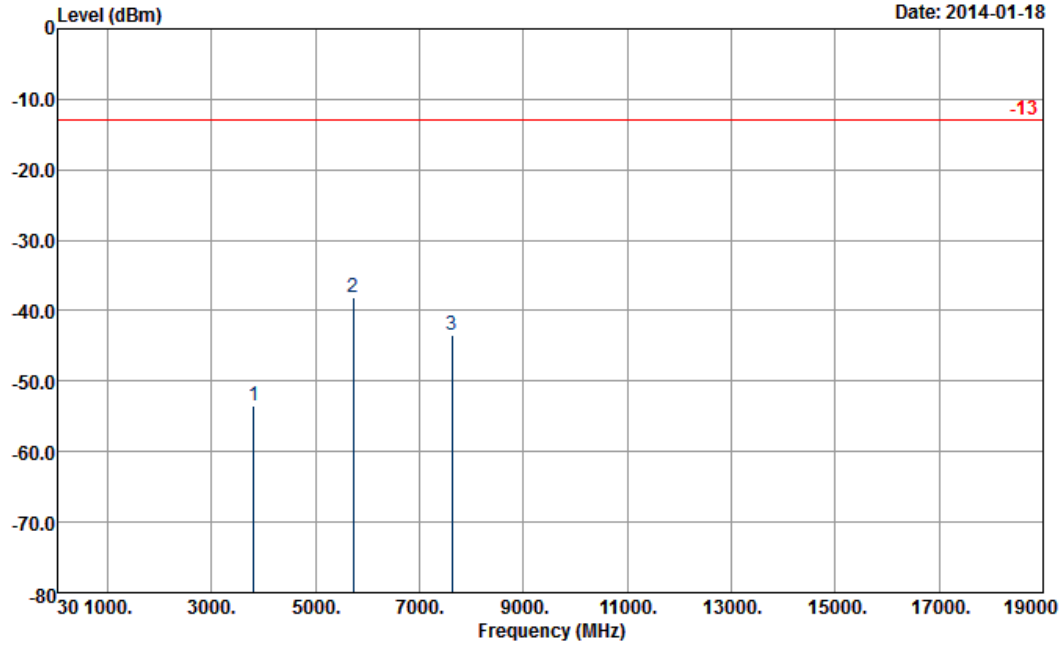

Site : 03CH07-HY
Condition : -13 HF-EIRP(080306) VERTICAL

Frequency (MHz)	EIRP (dBm)	Limit (dBm)	Over Limit (dB)	SPA Reading (dBm)	S.G. Power (dBm)	TX Cable loss (dB)	TX Antenna Gain (dBi)	Polarization (H/V)	Result
3812	-53.52	-13	-40.52	-69.85	-59.86	2.59	8.93	V	Pass
5716	-38.06	-13	-25.06	-58.82	-45.96	3.08	10.98	V	Pass
7620	-43.48	-13	-30.48	-69.89	-52.01	3.64	12.17	V	Pass

<Low Channel>

Band :	LTE Band 2	**Temperature :**	21~24°C
Test Mode :	10MHz QPSK RB Size 1 Offset 0	**Relative Humidity :**	51~56%
Test Engineer :	Stan Hsieh	**Polarization :**	Horizontal
Remark :	Spurious emissions within 30-10th harmonic were found more than 20dB below limit line.		

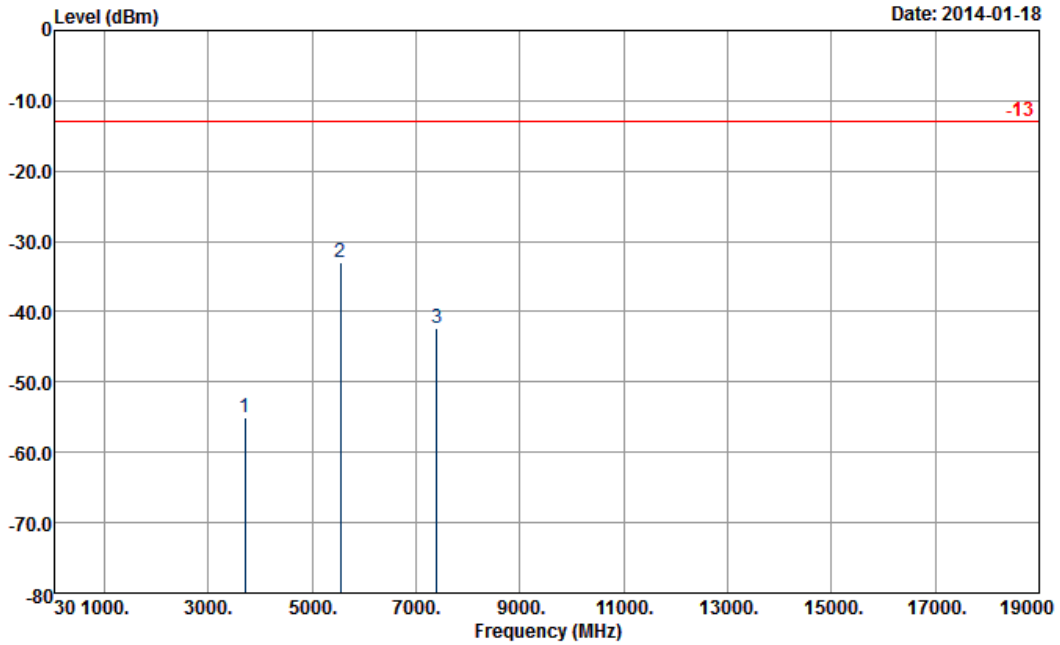

Site : 03CH07-HY
Condition : -13 HF-EIRP(080306) HORIZONTAL

Frequency (MHz)	EIRP (dBm)	Limit (dBm)	Over Limit (dB)	SPA Reading (dBm)	S.G. Power (dBm)	TX Cable loss (dB)	TX Antenna Gain (dBi)	Polarization (H/V)	Result
3700	-55.06	-13	-42.06	-70.15	-61.48	2.47	8.89	H	Pass
5548	-32.90	-13	-19.90	-53.27	-40.76	2.93	10.79	H	Pass
7396	-42.38	-13	-29.38	-69.73	-51.19	3.45	12.26	H	Pass

Band :	LTE Band 2	**Temperature :**	21~24°C
Test Mode :	10MHz QPSK RB Size 1 Offset 0	**Relative Humidity :**	51~56%
Test Engineer :	Stan Hsieh	**Polarization :**	Vertical
Remark :	Spurious emissions within 30-10th harmonic were found more than 20dB below limit line.		

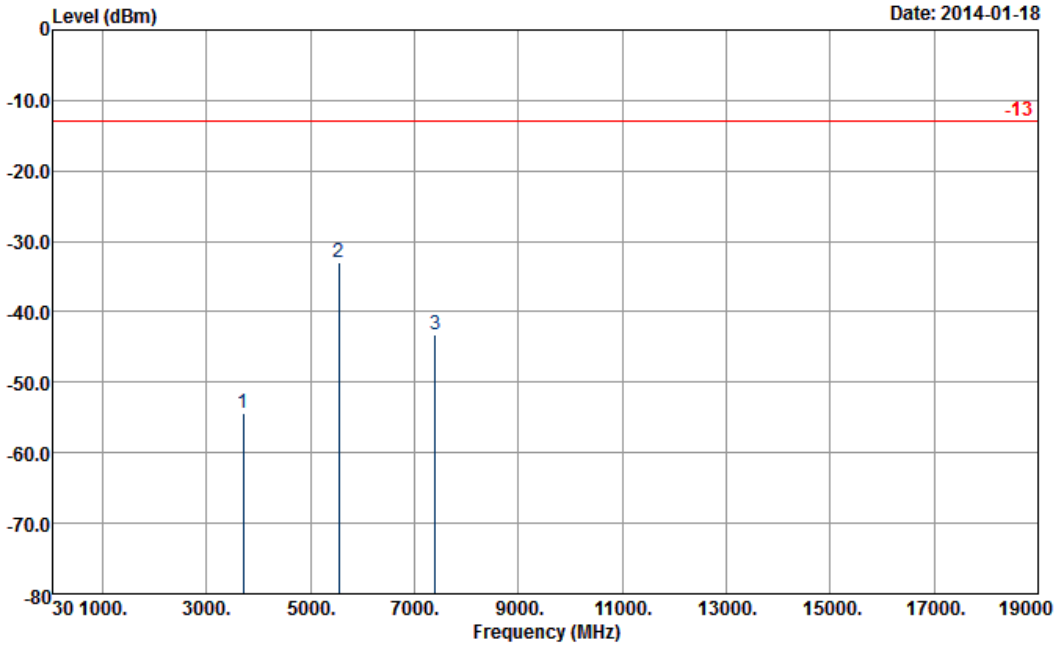

Site : 03CH07-HY
Condition : -13 HF-EIRP(080306) VERTICAL

Frequency (MHz)	EIRP (dBm)	Limit (dBm)	Over Limit (dB)	SPA Reading (dBm)	S.G. Power (dBm)	TX Cable loss (dB)	TX Antenna Gain (dBi)	Polarization (H/V)	Result
3700	-54.58	-13	-41.58	-70.7	-61	2.47	8.89	V	Pass
5548	-32.96	-13	-19.96	-53.27	-40.82	2.93	10.79	V	Pass
7396	-43.20	-13	-30.20	-70.02	-52.01	3.45	12.26	V	Pass

<Middle Channel>

Band :	LTE Band 2	**Temperature :**	21~24°C
Test Mode :	10MHz QPSK RB Size 1 Offset 0	**Relative Humidity :**	51~56%
Test Engineer :	Stan Hsieh	**Polarization :**	Horizontal
Remark :	Spurious emissions within 30-10th harmonic were found more than 20dB below limit line.		

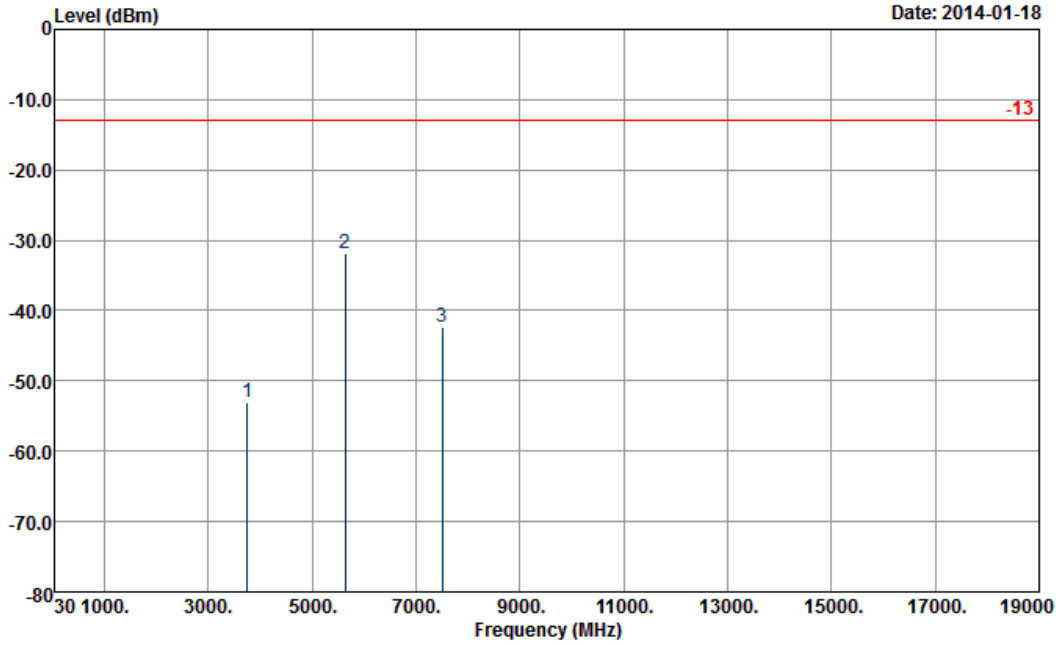

Site : 03CH07-HY
Condition : -13 HF-EIRP(080306) HORIZONTAL

Frequency (MHz)	EIRP (dBm)	Limit (dBm)	Over Limit (dB)	SPA Reading (dBm)	S.G. Power (dBm)	TX Cable loss (dB)	TX Antenna Gain (dBi)	Polarization (H/V)	Result
3749	-53.05	-13	-40.05	-68.42	-59.35	2.51	8.81	H	Pass
5625	-31.91	-13	-18.91	-52.68	-39.62	2.99	10.70	H	Pass
7501	-42.24	-13	-29.24	-69.93	-50.77	3.59	12.12	H	Pass

Band :	LTE Band 2	**Temperature :**	21~24°C
Test Mode :	10MHz QPSK RB Size 1 Offset 0	**Relative Humidity :**	51~56%
Test Engineer :	Stan Hsieh	**Polarization :**	Vertical
Remark :	Spurious emissions within 30-10th harmonic were found more than 20dB below limit line.		

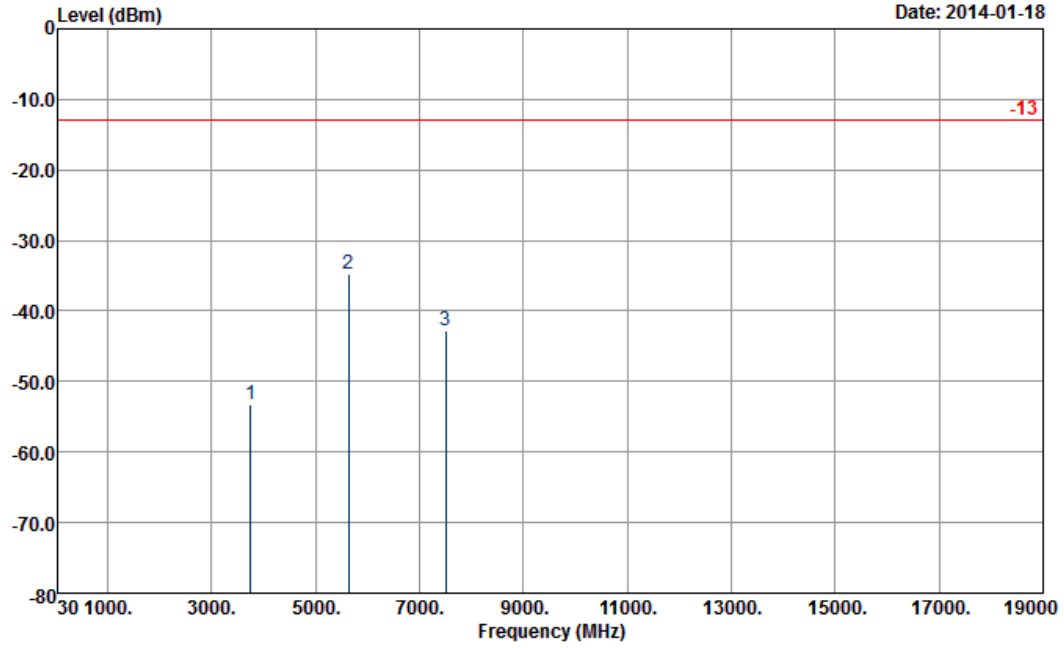

Site : 03CH07-HY
Condition : -13 HF-EIRP(080306) VERTICAL

Frequency (MHz)	EIRP (dBm)	Limit (dBm)	Over Limit (dB)	SPA Reading (dBm)	S.G. Power (dBm)	TX Cable loss (dB)	TX Antenna Gain (dBi)	Polarization (H/V)	Result
3749	-53.23	-13	-40.23	-69.76	-59.53	2.51	8.81	V	Pass
5625	-34.76	-13	-21.76	-55.44	-42.47	2.99	10.70	V	Pass
7501	-42.78	-13	-29.78	-70.17	-51.31	3.59	12.12	V	Pass

<High Channel>

Band :	LTE Band 2	**Temperature :**	21~24°C
Test Mode :	10MHz QPSK RB Size 1 Offset 0	**Relative Humidity :**	51~56%
Test Engineer :	Stan Hsieh	**Polarization :**	Horizontal
Remark :	Spurious emissions within 30-10th harmonic were found more than 20dB below limit line.		

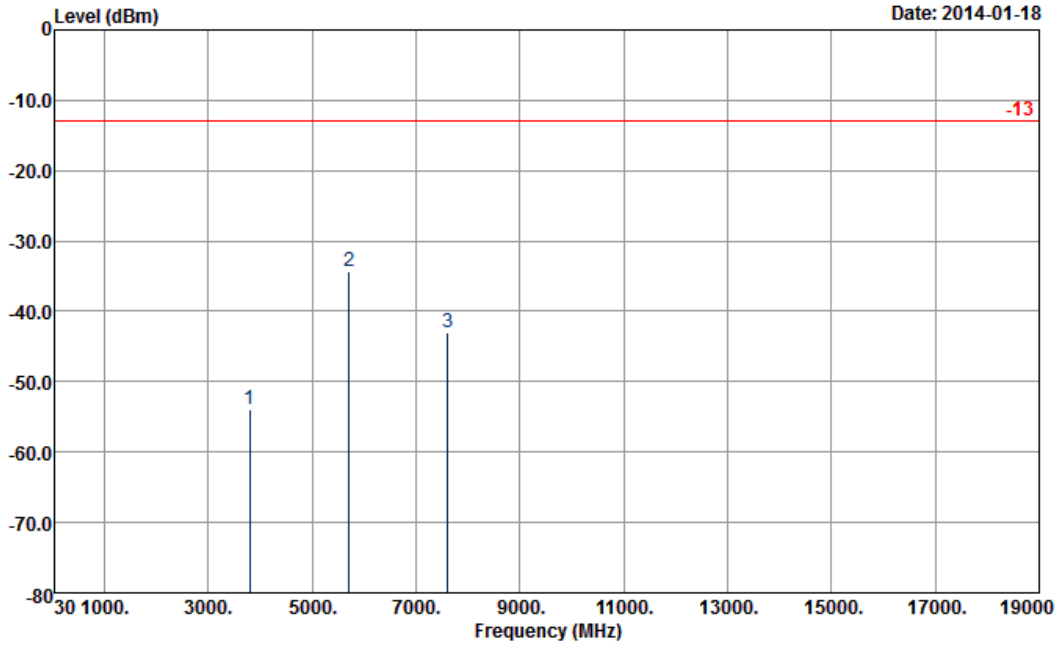

Site : 03CH07-HY
Condition : -13 HF-EIRP(080306) HORIZONTAL

Frequency (MHz)	EIRP (dBm)	Limit (dBm)	Over Limit (dB)	SPA Reading (dBm)	S.G. Power (dBm)	TX Cable loss (dB)	TX Antenna Gain (dBi)	Polarization (H/V)	Result
3798	-53.85	-13	-40.85	-69.53	-60.21	2.52	8.88	H	Pass
5702	-34.23	-13	-21.23	-55.26	-41.89	3.09	10.75	H	Pass
7606	-43.09	-13	-30.09	-69.63	-51.73	3.65	12.29	H	Pass

Band :	LTE Band 2	**Temperature :**	21~24°C
Test Mode :	10MHz QPSK RB Size 1 Offset 0	**Relative Humidity :**	51~56%
Test Engineer :	Stan Hsieh	**Polarization :**	Vertical
Remark :	Spurious emissions within 30-10th harmonic were found more than 20dB below limit line.		

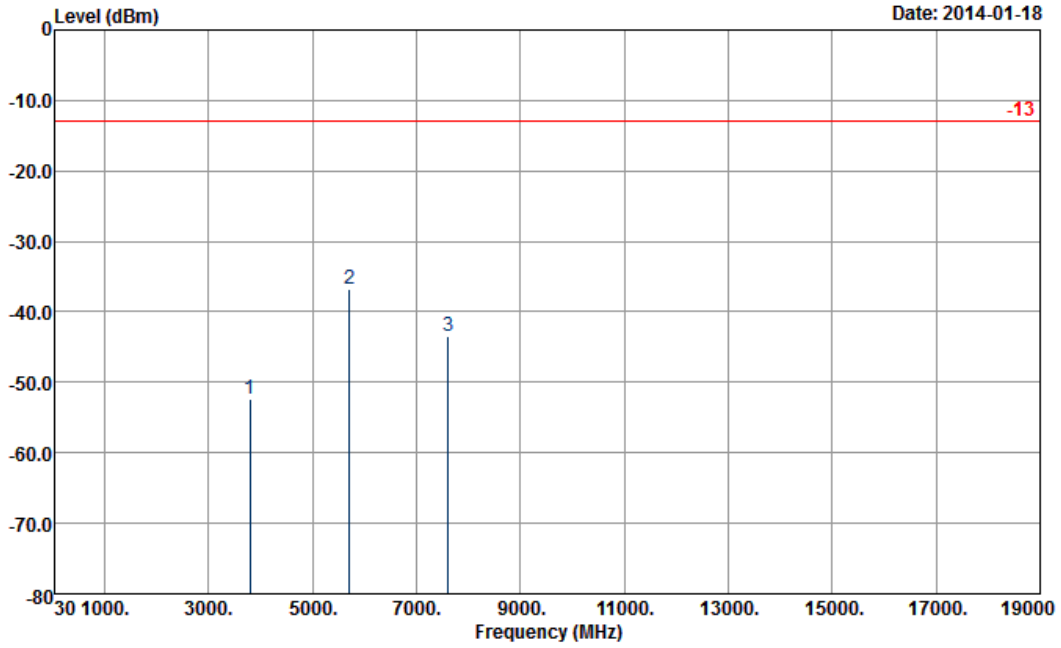

Site : 03CH07-HY
Condition : -13 HF-EIRP(080306) VERTICAL

Frequency (MHz)	EIRP (dBm)	Limit (dBm)	Over Limit (dB)	SPA Reading (dBm)	S.G. Power (dBm)	TX Cable loss (dB)	TX Antenna Gain (dBi)	Polarization (H/V)	Result
3798	-52.38	-13	-39.38	-68.95	-58.74	2.52	8.88	V	Pass
5702	-36.78	-13	-23.78	-57.74	-44.44	3.09	10.75	V	Pass
7606	-43.49	-13	-30.49	-69.86	-52.13	3.65	12.29	V	Pass

<Low Channel>

Band :	LTE Band 2	**Temperature :**	21~24°C
Test Mode :	15MHz QPSK RB Size 1 Offset 0	**Relative Humidity :**	51~56%
Test Engineer :	Stan Hsieh	**Polarization :**	Horizontal
Remark :	Spurious emissions within 30-10th harmonic were found more than 20dB below limit line.		

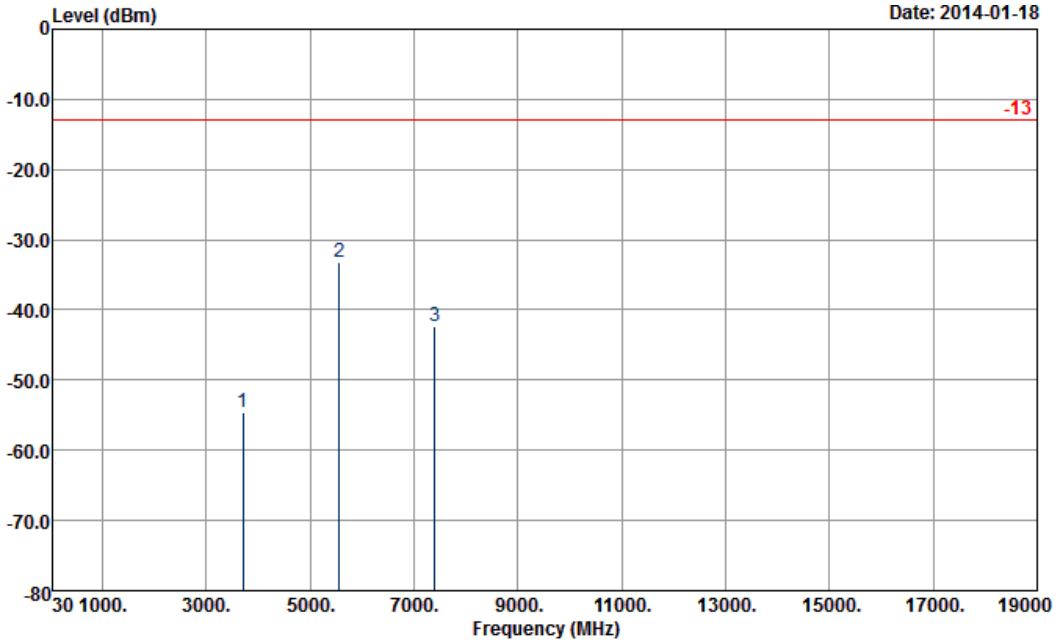

Site : 03CH07-HY
Condition : -13 HF-EIRP(080306) HORIZONTAL

Frequency (MHz)	EIRP (dBm)	Limit (dBm)	Over Limit (dB)	SPA Reading (dBm)	S.G. Power (dBm)	TX Cable loss (dB)	TX Antenna Gain (dBi)	Polarization (H/V)	Result
3700	-54.52	-13	-41.52	-69.6	-60.87	2.49	8.84	H	Pass
5555	-33.16	-13	-20.16	-53.58	-41.01	3.01	10.86	H	Pass
7403	-42.28	-13	-29.28	-69.76	-51.25	3.38	12.35	H	Pass

Band :	LTE Band 2	**Temperature :**	21~24°C
Test Mode :	15MHz QPSK RB Size 1 Offset 0	**Relative Humidity :**	51~56%
Test Engineer :	Stan Hsieh	**Polarization :**	Vertical
Remark :	Spurious emissions within 30-10th harmonic were found more than 20dB below limit line.		

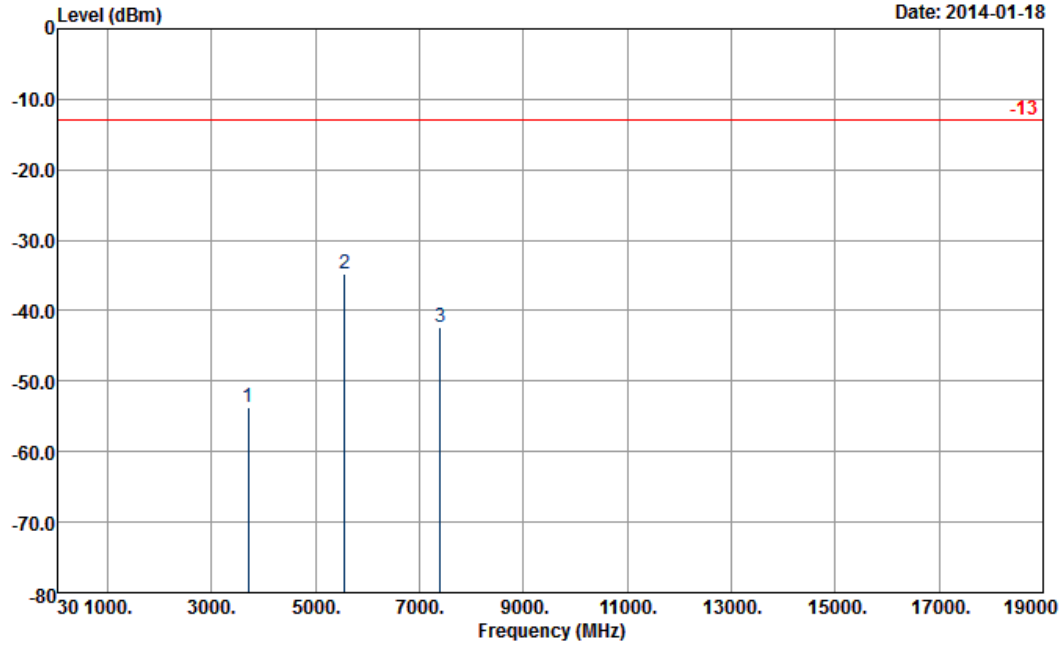

Site : 03CH07-HY
Condition : -13 HF-EIRP(080306) VERTICAL

Frequency (MHz)	EIRP (dBm)	Limit (dBm)	Over Limit (dB)	SPA Reading (dBm)	S.G. Power (dBm)	TX Cable loss (dB)	TX Antenna Gain (dBi)	Polarization (H/V)	Result
3700	-53.70	-13	-40.70	-69.85	-60.05	2.49	8.84	V	Pass
5555	-34.78	-13	-21.78	-55.09	-42.63	3.01	10.86	V	Pass
7403	-42.25	-13	-29.25	-69.25	-51.22	3.38	12.35	V	Pass

<Middle Channel>

Band :	LTE Band 2	**Temperature :**	21~24°C
Test Mode :	15MHz QPSK RB Size 1 Offset 0	**Relative Humidity :**	51~56%
Test Engineer :	Stan Hsieh	**Polarization :**	Horizontal
Remark :	Spurious emissions within 30-10th harmonic were found more than 20dB below limit line.		

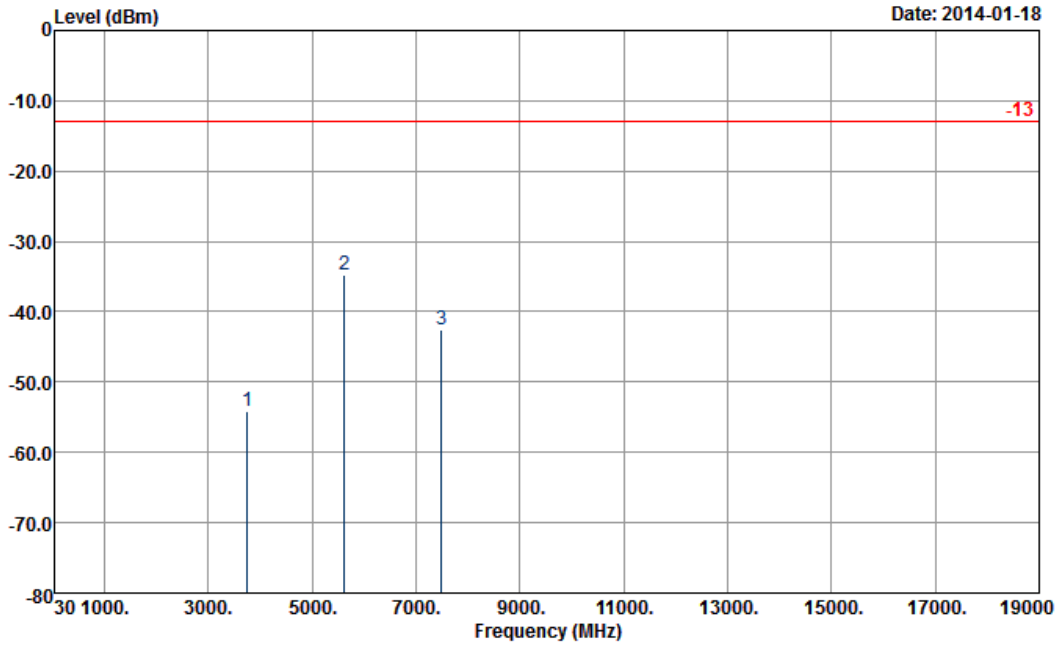

Site : 03CH07-HY
Condition : -13 HF-EIRP(080306) HORIZONTAL

Frequency (MHz)	EIRP (dBm)	Limit (dBm)	Over Limit (dB)	SPA Reading (dBm)	S.G. Power (dBm)	TX Cable loss (dB)	TX Antenna Gain (dBi)	Polarization (H/V)	Result
3742	-54.09	-13	-41.09	-69.45	-60.39	2.51	8.81	H	Pass
5618	-34.87	-13	-21.87	-55.56	-42.58	2.99	10.70	H	Pass
7494	-42.47	-13	-29.47	-69.9	-51	3.59	12.12	H	Pass

Band :	LTE Band 2	**Temperature :**	21~24°C
Test Mode :	15MHz QPSK RB Size 1 Offset 0	**Relative Humidity :**	51~56%
Test Engineer :	Stan Hsieh	**Polarization :**	Vertical
Remark :	Spurious emissions within 30-10th harmonic were found more than 20dB below limit line.		

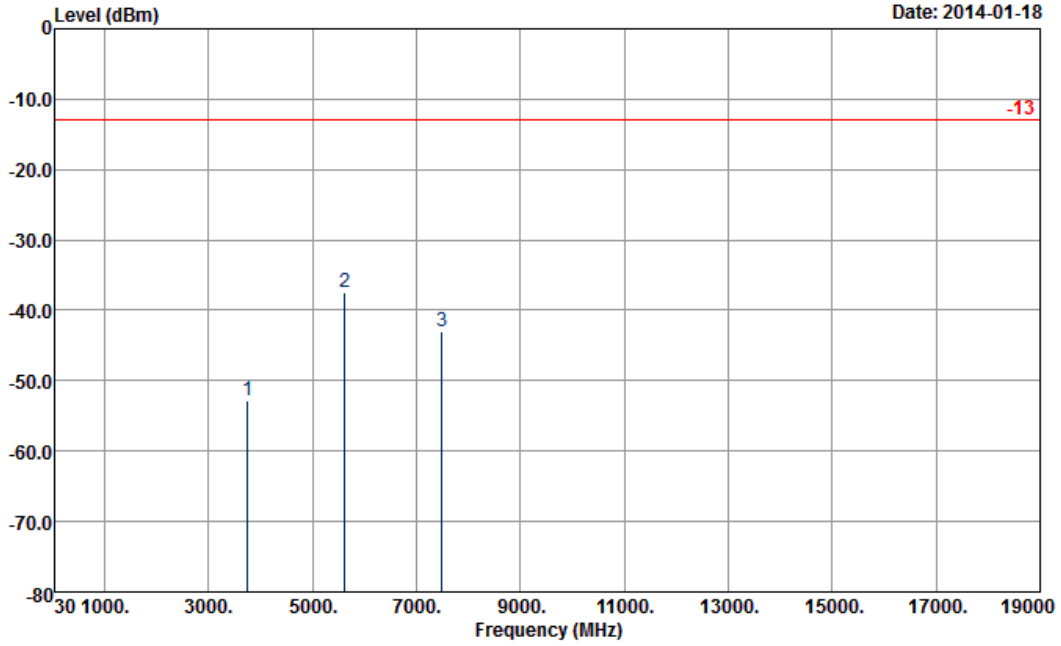

Site : 03CH07-HY
Condition : -13 HF-EIRP(080306) VERTICAL

Frequency (MHz)	EIRP (dBm)	Limit (dBm)	Over Limit (dB)	SPA Reading (dBm)	S.G. Power (dBm)	TX Cable loss (dB)	TX Antenna Gain (dBi)	Polarization (H/V)	Result
3742	-52.92	-13	-39.92	-69.23	-59.22	2.51	8.81	V	Pass
5618	-37.43	-13	-24.43	-58.03	-45.14	2.99	10.70	V	Pass
7494	-42.94	-13	-29.94	-70.28	-51.47	3.59	12.12	V	Pass

<High Channel>

Band :	LTE Band 2	**Temperature :**	21~24°C
Test Mode :	15MHz QPSK RB Size 1 Offset 0	**Relative Humidity :**	51~56%
Test Engineer :	Stan Hsieh	**Polarization :**	Horizontal
Remark :	Spurious emissions within 30-10th harmonic were found more than 20dB below limit line.		

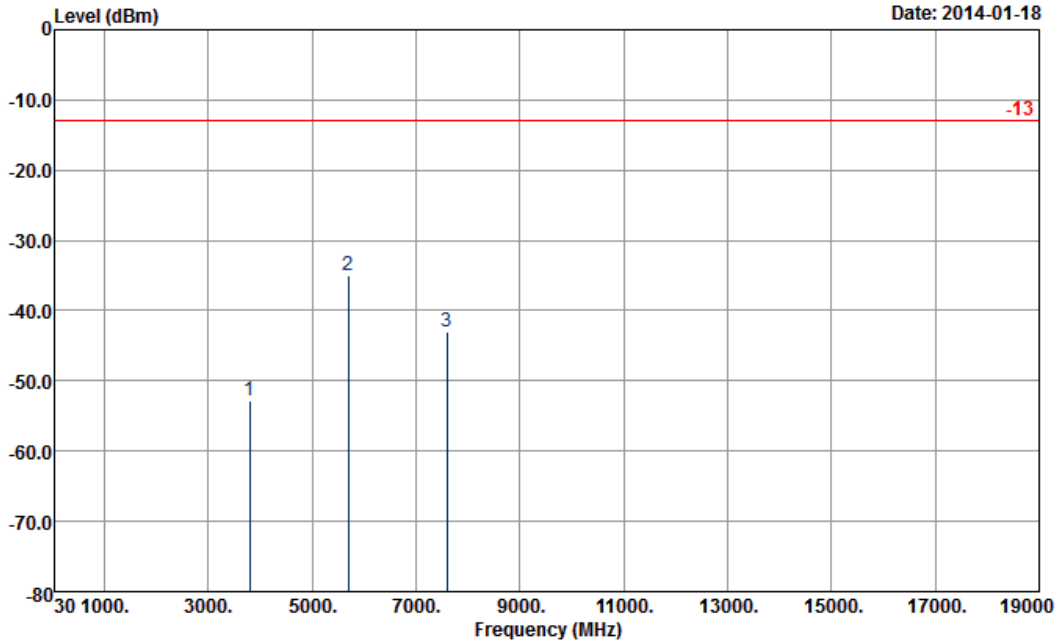

Site : 03CH07-HY
Condition : -13 HF-EIRP(080306) HORIZONTAL

Frequency (MHz)	EIRP (dBm)	Limit (dBm)	Over Limit (dB)	SPA Reading (dBm)	S.G. Power (dBm)	TX Cable loss (dB)	TX Antenna Gain (dBi)	Polarization (H/V)	Result
3791	-52.81	-13	-39.81	-68.36	-59.12	2.52	8.83	H	Pass
5688	-35.03	-13	-22.03	-56.03	-42.76	3.03	10.76	H	Pass
7585	-42.90	-13	-29.90	-69.84	-51.45	3.61	12.16	H	Pass

Band :	LTE Band 2	**Temperature :**	21~24°C
Test Mode :	15MHz QPSK RB Size 1 Offset 0	**Relative Humidity :**	51~56%
Test Engineer :	Stan Hsieh	**Polarization :**	Vertical
Remark :	Spurious emissions within 30-10th harmonic were found more than 20dB below limit line.		

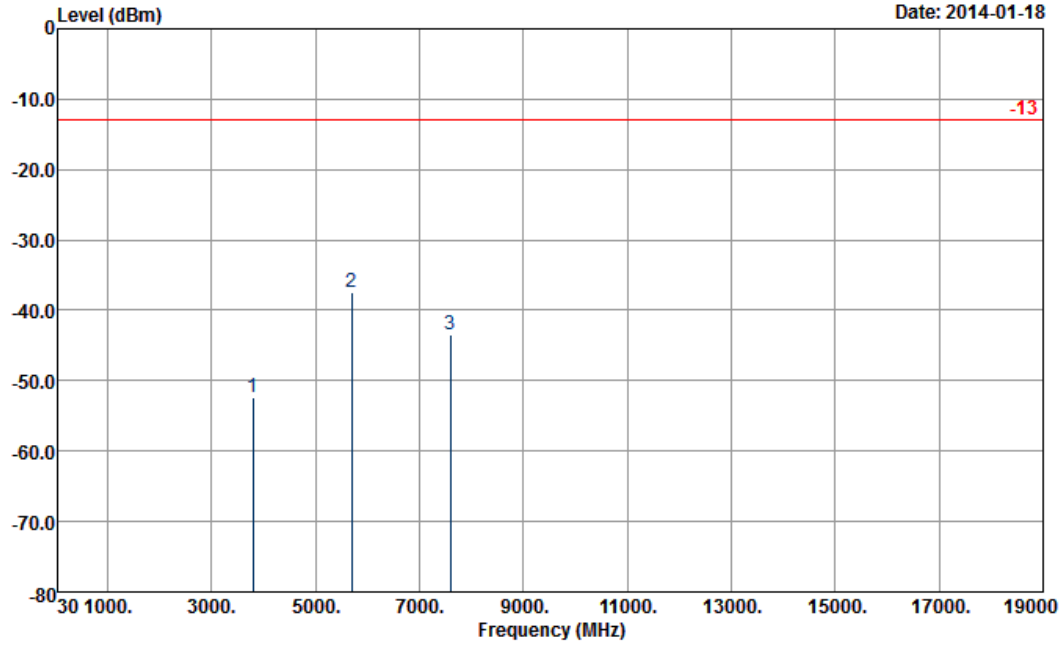

Site : 03CH07-HY
Condition : -13 HF-EIRP(080306) VERTICAL

Frequency (MHz)	EIRP (dBm)	Limit (dBm)	Over Limit (dB)	SPA Reading (dBm)	S.G. Power (dBm)	TX Cable loss (dB)	TX Antenna Gain (dBi)	Polarization (H/V)	Result
3791	-52.35	-13	-39.35	-68.76	-58.66	2.52	8.83	V	Pass
5688	-37.43	-13	-24.43	-58.12	-45.16	3.03	10.76	V	Pass
7585	-43.45	-13	-30.45	-69.84	-52	3.61	12.16	V	Pass

<Low Channel>

Band :	LTE Band 2	**Temperature :**	21~24°C
Test Mode :	20MHz QPSK RB Size 1 Offset 0	**Relative Humidity :**	51~56%
Test Engineer :	Stan Hsieh	**Polarization :**	Horizontal
Remark :	Spurious emissions within 30-10th harmonic were found more than 20dB below limit line.		

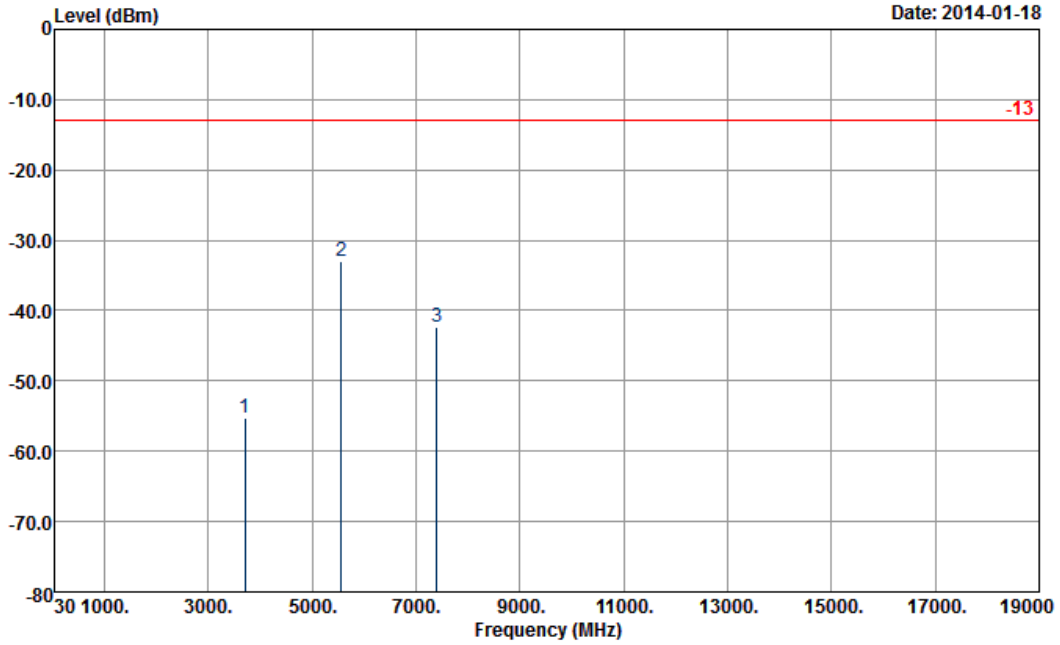

Site : 03CH07-HY
Condition : -13 HF-EIRP(080306) HORIZONTAL

Frequency (MHz)	EIRP (dBm)	Limit (dBm)	Over Limit (dB)	SPA Reading (dBm)	S.G. Power (dBm)	TX Cable loss (dB)	TX Antenna Gain (dBi)	Polarization (H/V)	Result
3700	-55.27	-13	-42.27	-70.49	-61.65	2.51	8.89	H	Pass
5555	-33.00	-13	-20.00	-53.45	-40.86	3.03	10.89	H	Pass
7403	-42.32	-13	-29.32	-69.63	-51.46	3.24	12.38	H	Pass

Band :	LTE Band 2	**Temperature :**	21~24°C
Test Mode :	20MHz QPSK RB Size 1 Offset 0	**Relative Humidity :**	51~56%
Test Engineer :	Stan Hsieh	**Polarization :**	Vertical
Remark :	Spurious emissions within 30-10th harmonic were found more than 20dB below limit line.		

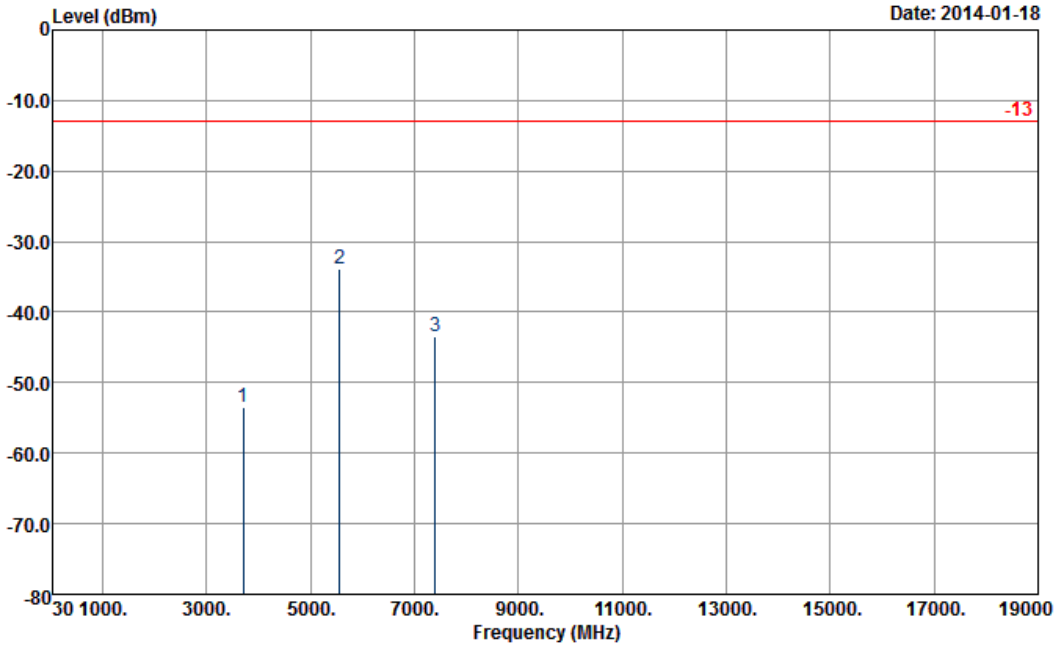

Site : 03CH07-HY
Condition : -13 HF-EIRP(080306) VERTICAL

Frequency (MHz)	EIRP (dBm)	Limit (dBm)	Over Limit (dB)	SPA Reading (dBm)	S.G. Power (dBm)	TX Cable loss (dB)	TX Antenna Gain (dBi)	Polarization (H/V)	Result
3700	-53.49	-13	-40.49	-69.74	-59.87	2.51	8.89	V	Pass
5555	-33.92	-13	-20.92	-54.25	-41.78	3.03	10.89	V	Pass
7403	-43.40	-13	-30.40	-70.33	-52.54	3.24	12.38	V	Pass

<Middle Channel>

Band :	LTE Band 2	**Temperature :**	21~24°C
Test Mode :	20MHz QPSK RB Size 1 Offset 0	**Relative Humidity :**	51~56%
Test Engineer :	Stan Hsieh	**Polarization :**	Horizontal
Remark :	Spurious emissions within 30-10th harmonic were found more than 20dB below limit line.		

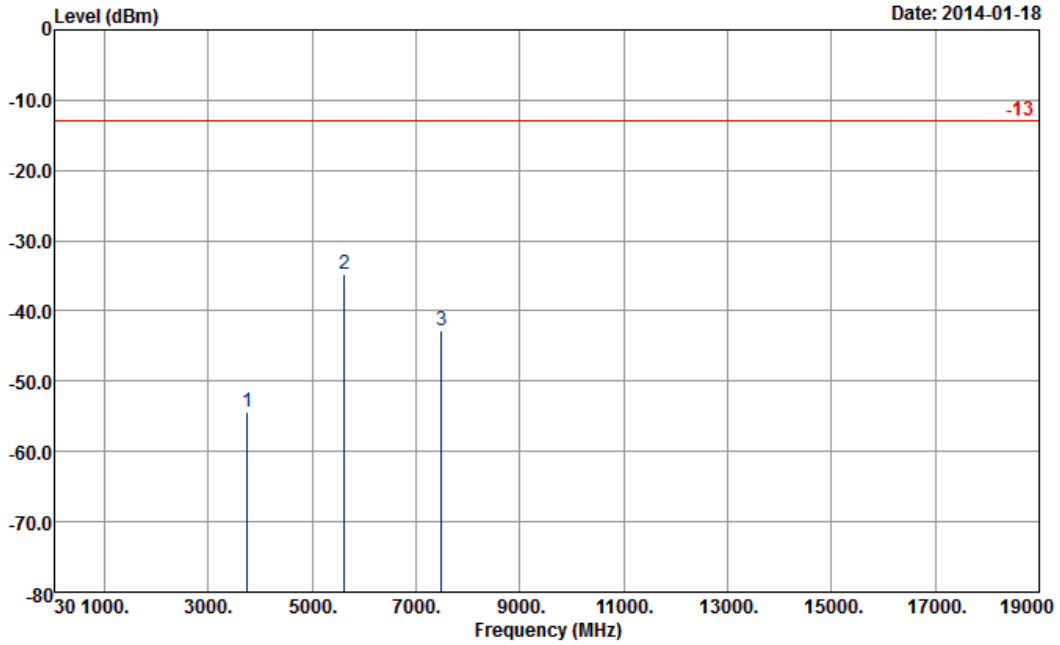

Site : 03CH07-HY
Condition : -13 HF-EIRP(080306) HORIZONTAL

Frequency (MHz)	EIRP (dBm)	Limit (dBm)	Over Limit (dB)	SPA Reading (dBm)	S.G. Power (dBm)	TX Cable loss (dB)	TX Antenna Gain (dBi)	Polarization (H/V)	Result
3742	-54.38	-13	-41.38	-69.67	-60.68	2.51	8.81	H	Pass
5611	-34.72	-13	-21.72	-55.43	-42.43	2.99	10.70	H	Pass
7480	-42.68	-13	-29.68	-70.15	-51.21	3.59	12.12	H	Pass

Band :	LTE Band 2	**Temperature :**	21~24°C
Test Mode :	20MHz QPSK RB Size 1 Offset 0	**Relative Humidity :**	51~56%
Test Engineer :	Stan Hsieh	**Polarization :**	Vertical
Remark :	Spurious emissions within 30-10th harmonic were found more than 20dB below limit line.		

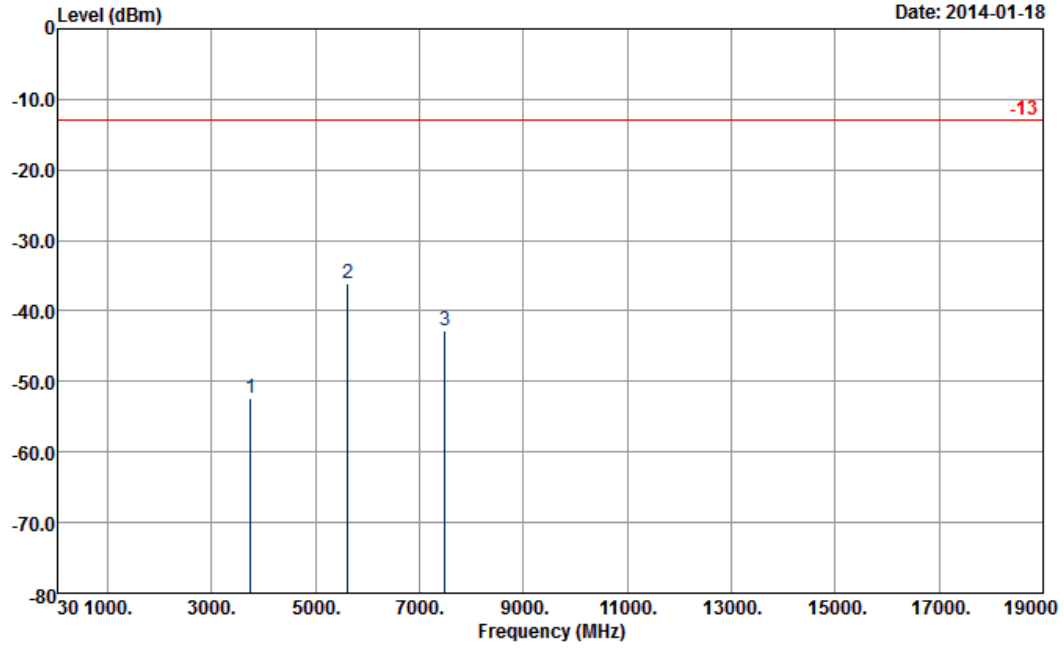

Site : 03CH07-HY
Condition : -13 HF-EIRP(080306) VERTICAL

Frequency (MHz)	EIRP (dBm)	Limit (dBm)	Over Limit (dB)	SPA Reading (dBm)	S.G. Power (dBm)	TX Cable loss (dB)	TX Antenna Gain (dBi)	Polarization (H/V)	Result
3742	-52.41	-13	-39.41	-68.76	-58.71	2.51	8.81	V	Pass
5611	-36.12	-13	-23.12	-56.6	-43.83	2.99	10.70	V	Pass
7480	-42.76	-13	-29.76	-70.01	-51.29	3.59	12.12	V	Pass

<High Channel>

Band :	LTE Band 2	**Temperature :**	21~24°C
Test Mode :	20MHz QPSK RB Size 1 Offset 0	**Relative Humidity :**	51~56%
Test Engineer :	Stan Hsieh	**Polarization :**	Horizontal
Remark :	Spurious emissions within 30-10th harmonic were found more than 20dB below limit line.		

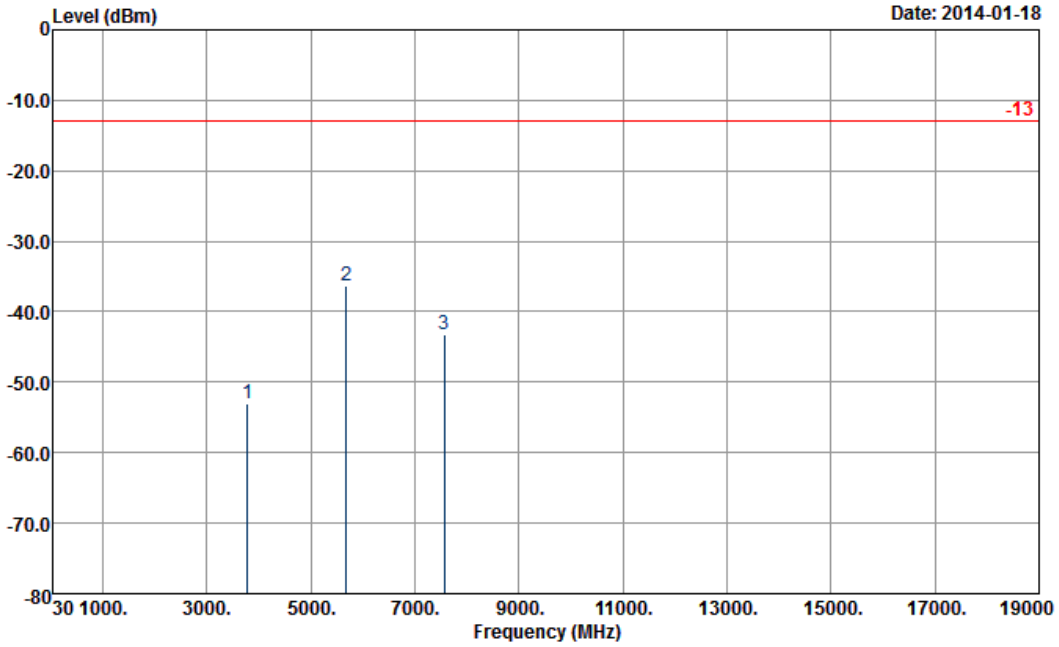

Site : 03CH07-HY
Condition : -13 HF-EIRP(080306) HORIZONTAL

Frequency (MHz)	EIRP (dBm)	Limit (dBm)	Over Limit (dB)	SPA Reading (dBm)	S.G. Power (dBm)	TX Cable loss (dB)	TX Antenna Gain (dBi)	Polarization (H/V)	Result
3784	-53.01	-13	-40.01	-68.57	-59.39	2.52	8.90	H	Pass
5674	-36.25	-13	-23.25	-57.14	-44	3.01	10.76	H	Pass
7564	-43.23	-13	-30.23	-70.22	-51.76	3.62	12.15	H	Pass

Band :	LTE Band 2	**Temperature :**	21~24°C
Test Mode :	20MHz QPSK RB Size 1 Offset 0	**Relative Humidity :**	51~56%
Test Engineer :	Stan Hsieh	**Polarization :**	Vertical
Remark :	Spurious emissions within 30-10th harmonic were found more than 20dB below limit line.		

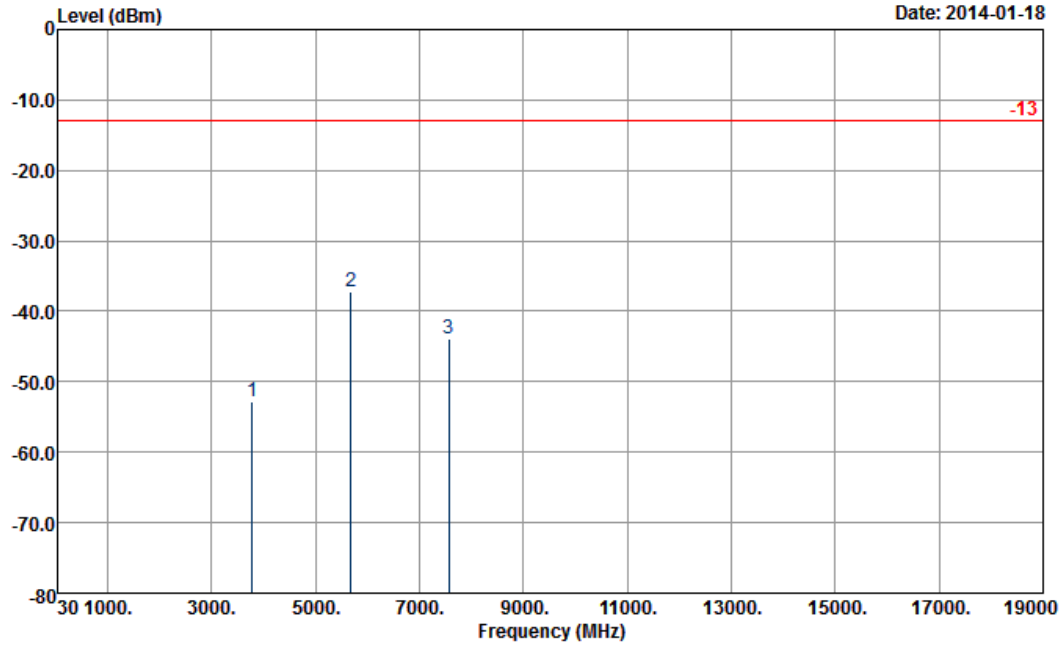

Site : 03CH07-HY
Condition : -13 HF-EIRP(080306) VERTICAL

Frequency (MHz)	EIRP (dBm)	Limit (dBm)	Over Limit (dB)	SPA Reading (dBm)	S.G. Power (dBm)	TX Cable loss (dB)	TX Antenna Gain (dBi)	Polarization (H/V)	Result
3784	-52.76	-13	-39.76	-69.12	-59.14	2.52	8.90	V	Pass
5674	-37.17	-13	-24.17	-57.85	-44.92	3.01	10.76	V	Pass
7564	-43.80	-13	-30.80	-70.64	-52.33	3.62	12.15	V	Pass

<Low Channel>

Band :	LTE Band 4	**Temperature :**	21~24°C
Test Mode :	1.4MHz QPSK RB Size 1 Offset 0	**Relative Humidity :**	51~56%
Test Engineer :	Stan Hsieh	**Polarization :**	Horizontal
Remark :	Spurious emissions within 30-10th harmonic were found more than 20dB below limit line.		

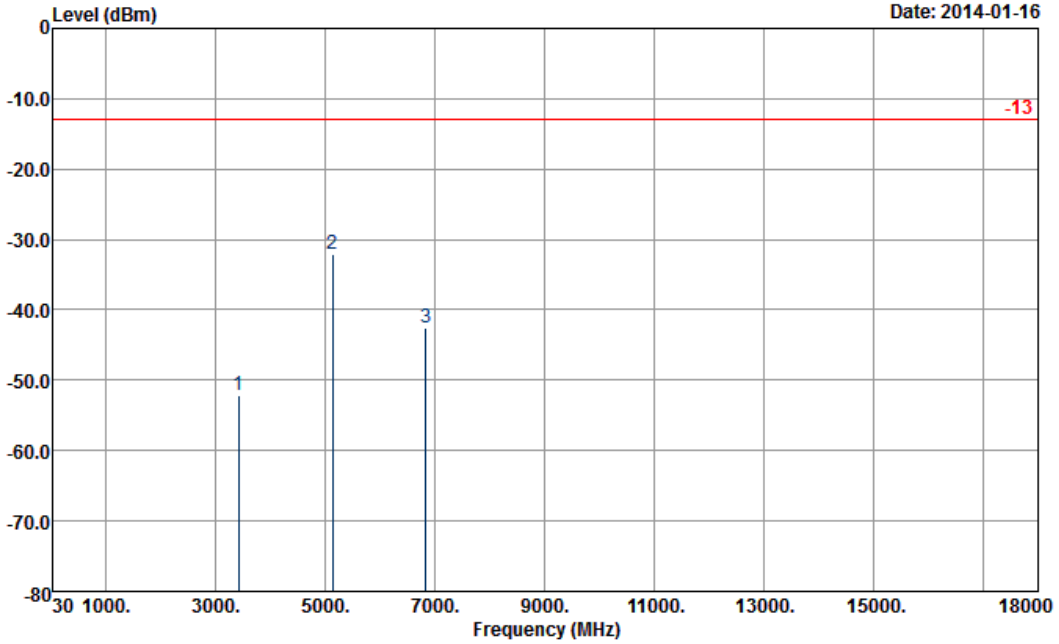

Site : 03CH07-HY
Condition : -13 HF-EIRP(080306) HORIZONTAL

Frequency (MHz)	EIRP (dBm)	Limit (dBm)	Over Limit (dB)	SPA Reading (dBm)	S.G. Power (dBm)	TX Cable loss (dB)	TX Antenna Gain (dBi)	Polarization (H/V)	Result
3420	-52.16	-13	-39.16	-66.39	-56.03	4.41	8.28	H	Pass
5132	-31.98	-13	-18.98	-49.98	-36.55	5.28	9.85	H	Pass
6840	-42.48	-13	-29.48	-68.61	-47.71	6.01	11.24	H	Pass

Band :	LTE Band 4	**Temperature :**	21~24°C
Test Mode :	1.4MHz QPSK RB Size 1 Offset 0	**Relative Humidity :**	51~56%
Test Engineer :	Stan Hsieh	**Polarization :**	Vertical
Remark :	Spurious emissions within 30-10th harmonic were found more than 20dB below limit line.		

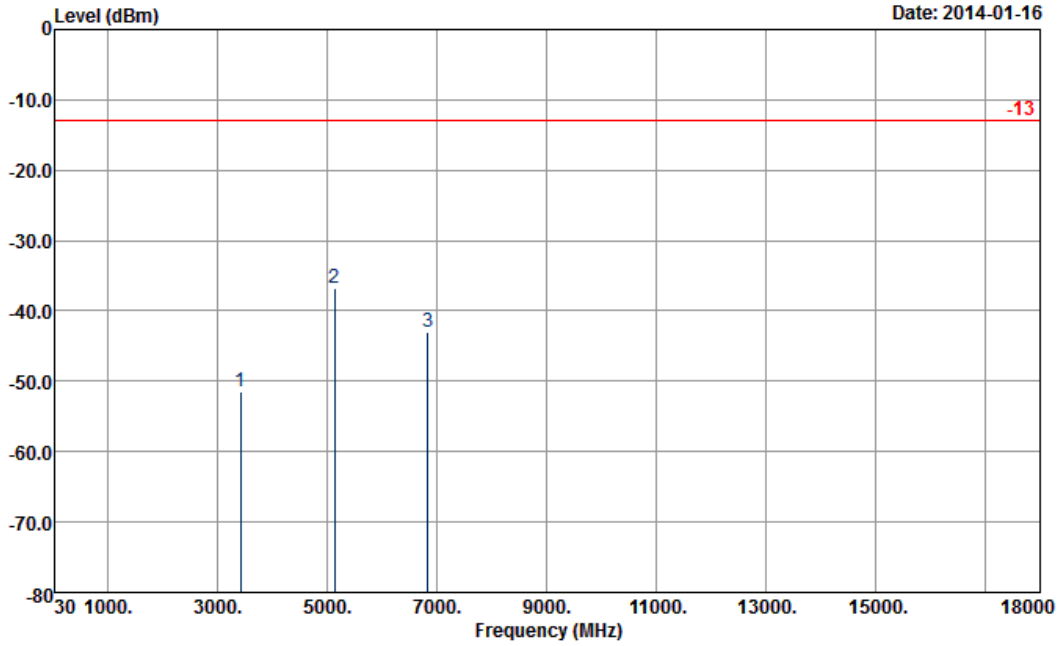

Site : 03CH07-HY
Condition : -13 HF-EIRP(080306) VERTICAL

Frequency (MHz)	EIRP (dBm)	Limit (dBm)	Over Limit (dB)	SPA Reading (dBm)	S.G. Power (dBm)	TX Cable loss (dB)	TX Antenna Gain (dBi)	Polarization (H/V)	Result
3420	-51.58	-13	-38.58	-66.92	-55.45	4.41	8.28	V	Pass
5132	-36.71	-13	-23.71	-54.72	-41.28	5.28	9.85	V	Pass
6840	-43.05	-13	-30.05	-68.57	-48.28	6.01	11.24	V	Pass

<Middle Channel>

Band :	LTE Band 4	**Temperature :**	21~24°C
Test Mode :	1.4MHz QPSK RB Size 1 Offset 0	**Relative Humidity :**	51~56%
Test Engineer :	Stan Hsieh	**Polarization :**	Horizontal
Remark :	Spurious emissions within 30-10th harmonic were found more than 20dB below limit line.		

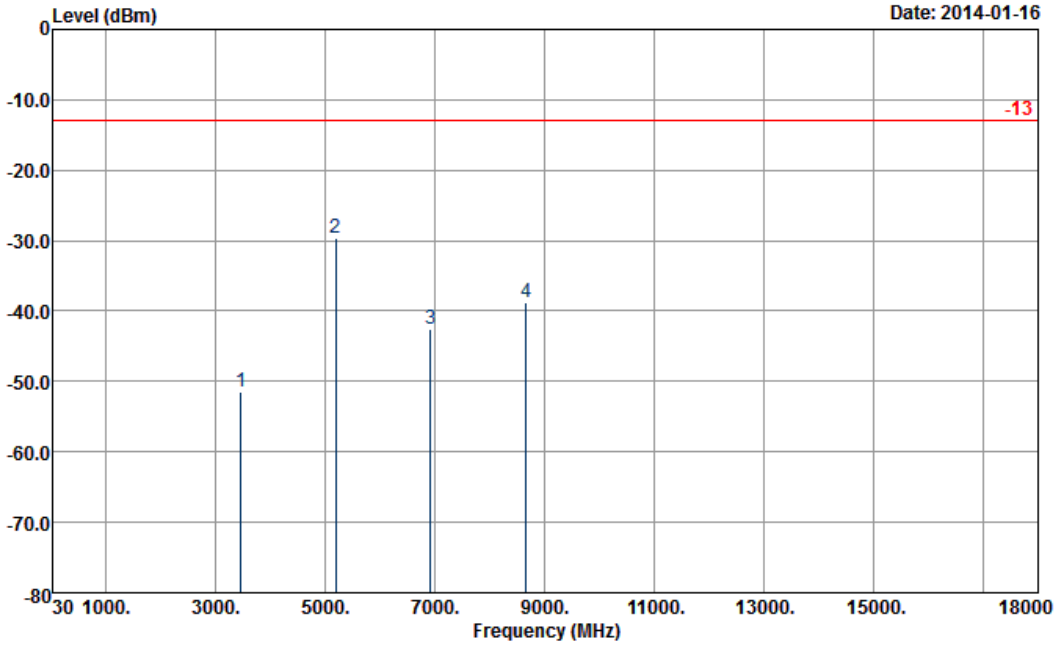

Frequency (MHz)	EIRP (dBm)	Limit (dBm)	Over Limit (dB)	SPA Reading (dBm)	S.G. Power (dBm)	TX Cable loss (dB)	TX Antenna Gain (dBi)	Polarization (H/V)	Result
3464	-51.38	-13	-38.38	-66.17	-55.21	4.48	8.31	H	Pass
5196	-29.55	-13	-16.55	-48.27	-34.19	5.332	9.98	H	Pass
6928	-42.49	-13	-29.49	-68.63	-47.73	6.1	11.34	H	Pass
8660	-38.72	-13	-25.72	-64.5	-43.64	8.25	13.17	H	Pass

Band :	LTE Band 4	**Temperature :**	21~24°C
Test Mode :	1.4MHz QPSK RB Size 1 Offset 0	**Relative Humidity :**	51~56%
Test Engineer :	Stan Hsieh	**Polarization :**	Vertical
Remark :	Spurious emissions within 30-10th harmonic were found more than 20dB below limit line.		

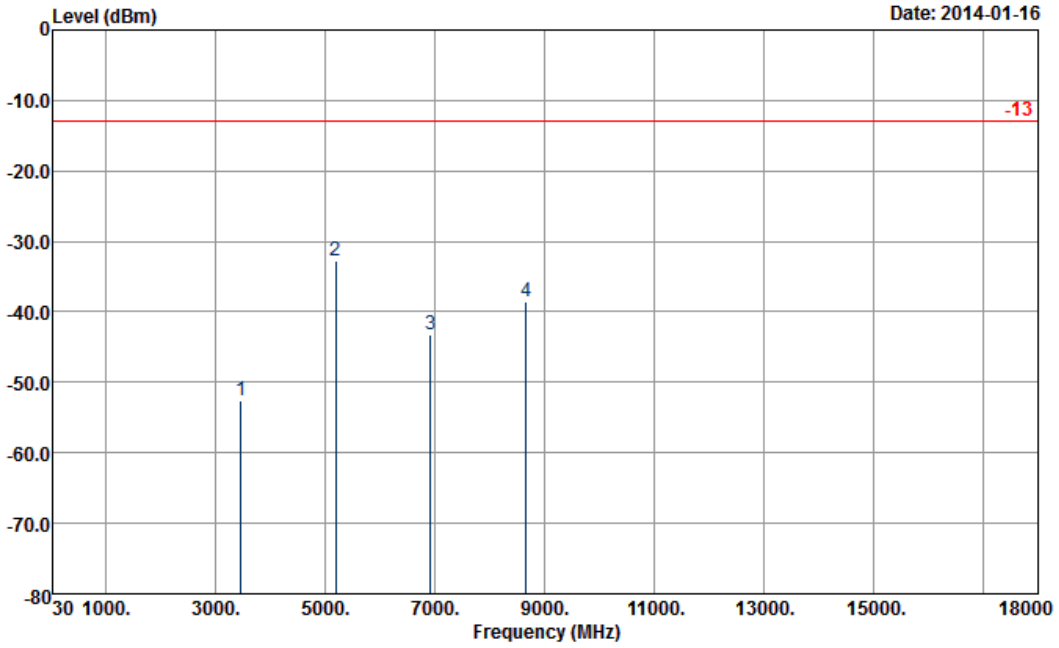

Site : 03CH07-HY
Condition : -13 HF-EIRP(080306) VERTICAL

Frequency (MHz)	EIRP (dBm)	Limit (dBm)	Over Limit (dB)	SPA Reading (dBm)	S.G. Power (dBm)	TX Cable loss (dB)	TX Antenna Gain (dBi)	Polarization (H/V)	Result
3464	-52.68	-13	-39.68	-67.58	-56.51	4.48	8.31	V	Pass
5196	-32.69	-13	-19.69	-51.82	-37.33	5.332	9.98	V	Pass
6928	-43.13	-13	-30.13	-68.57	-48.37	6.1	11.34	V	Pass
8660	-38.66	-13	-25.66	-64.19	-43.58	8.25	13.17	V	Pass

<High Channel>

Band :	LTE Band 4	**Temperature :**	21~24°C
Test Mode :	1.4MHz QPSK RB Size 1 Offset 0	**Relative Humidity :**	51~56%
Test Engineer :	Stan Hsieh	**Polarization :**	Horizontal
Remark :	Spurious emissions within 30-10th harmonic were found more than 20dB below limit line.		

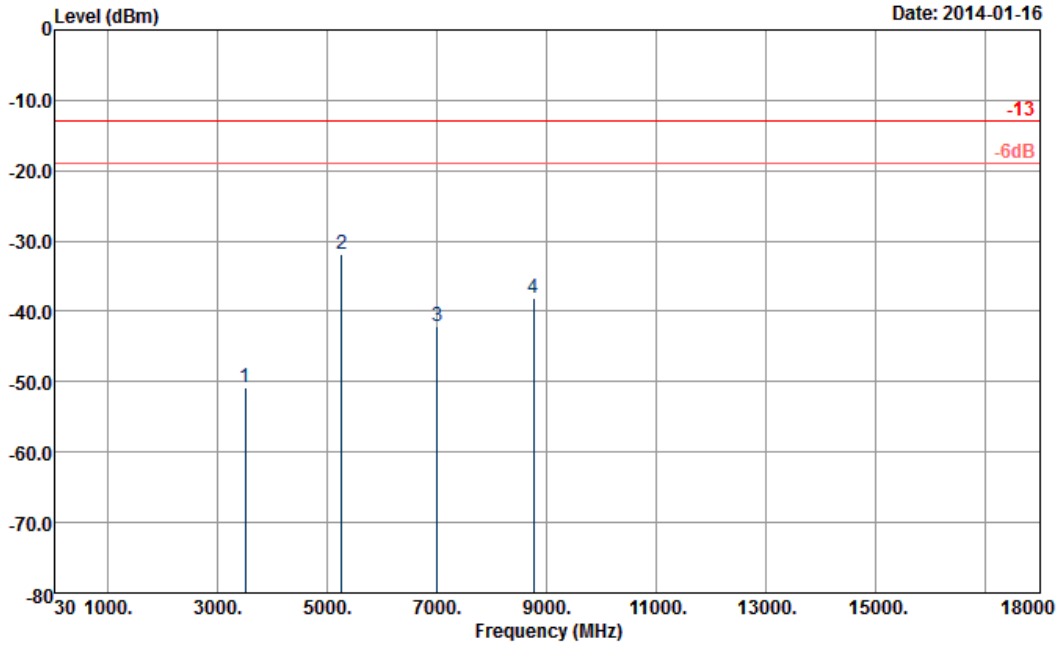

Site : 03CH07-HY
Condition : -13 HF-EIRP(080306) HORIZONTAL

Frequency (MHz)	EIRP (dBm)	Limit (dBm)	Over Limit (dB)	SPA Reading (dBm)	S.G. Power (dBm)	TX Cable loss (dB)	TX Antenna Gain (dBi)	Polarization (H/V)	Result
3508	-50.82	-13	-37.82	-65.23	-55.09	4.14	8.41	H	Pass
5260	-31.81	-13	-18.81	-50.83	-36.76	5.12	10.07	H	Pass
7012	-42.15	-13	-29.15	-69.5	-47.44	6.13	11.42	H	Pass
8768	-38.13	-13	-25.13	-64.49	-43.23	8.05	13.15	H	Pass

Band :	LTE Band 4	**Temperature :**	21~24°C
Test Mode :	1.4MHz QPSK RB Size 1 Offset 0	**Relative Humidity :**	51~56%
Test Engineer :	Stan Hsieh	**Polarization :**	Vertical
Remark :	Spurious emissions within 30-10th harmonic were found more than 20dB below limit line.		

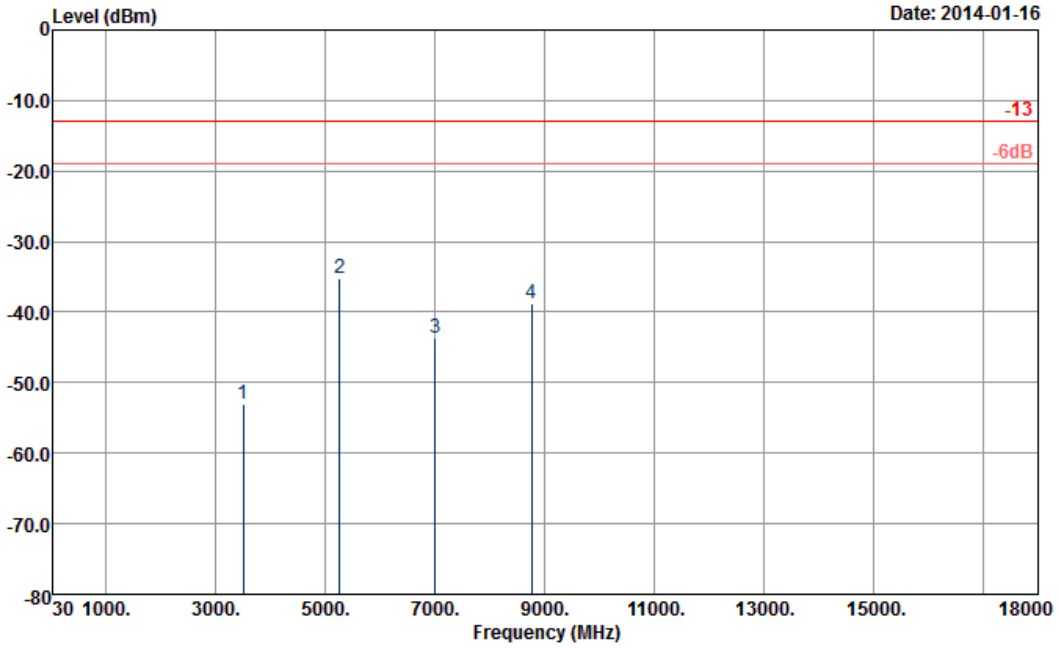

Site : 03CH07-HY
Condition : -13 HF-EIRP(080306) VERTICAL

Frequency (MHz)	EIRP (dBm)	Limit (dBm)	Over Limit (dB)	SPA Reading (dBm)	S.G. Power (dBm)	TX Cable loss (dB)	TX Antenna Gain (dBi)	Polarization (H/V)	Result
3508	-52.97	-13	-39.97	-67.72	-57.24	4.14	8.41	V	Pass
5260	-35.18	-13	-22.18	-54.34	-40.13	5.12	10.07	V	Pass
7013	-43.77	-13	-30.77	-68.9	-49.06	6.13	11.42	V	Pass
8768	-38.84	-13	-25.84	-64.3	-43.94	8.05	13.15	V	Pass

<Low Channel>

Band :	LTE Band 4	**Temperature :**	21~24°C
Test Mode :	3MHz QPSK RB Size 1 Offset 0	**Relative Humidity :**	51~56%
Test Engineer :	Stan Hsieh	**Polarization :**	Horizontal
Remark :	Spurious emissions within 30-10th harmonic were found more than 20dB below limit line.		

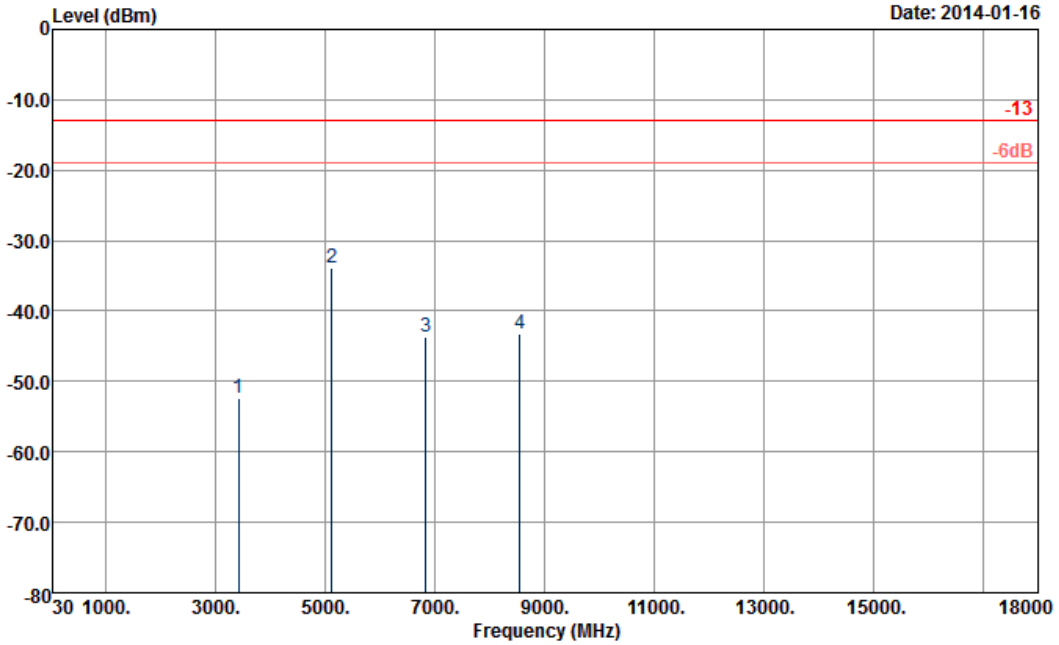

Site : 03CH07-HY
Condition : -13 HF-EIRP(080306) HORIZONTAL

Frequency (MHz)	EIRP (dBm)	Limit (dBm)	Over Limit (dB)	SPA Reading (dBm)	S.G. Power (dBm)	TX Cable loss (dB)	TX Antenna Gain (dBi)	Polarization (H/V)	Result
3420	-52.39	-13	-39.39	-67.03	-56.27	4.43	8.31	H	Pass
5128	-33.77	-13	-20.77	-51.81	-38.34	5.31	9.88	H	Pass
6836	-43.60	-13	-30.60	-68.94	-48.93	6.02	11.35	H	Pass
8551	-43.31	-13	-30.31	-69.03	-48.29	8.13	13.11	H	Pass

Band :	LTE Band 4	**Temperature :**	21~24°C
Test Mode :	3MHz QPSK RB Size 1 Offset 0	**Relative Humidity :**	51~56%
Test Engineer :	Stan Hsieh	**Polarization :**	Vertical
Remark :	Spurious emissions within 30-10th harmonic were found more than 20dB below limit line.		

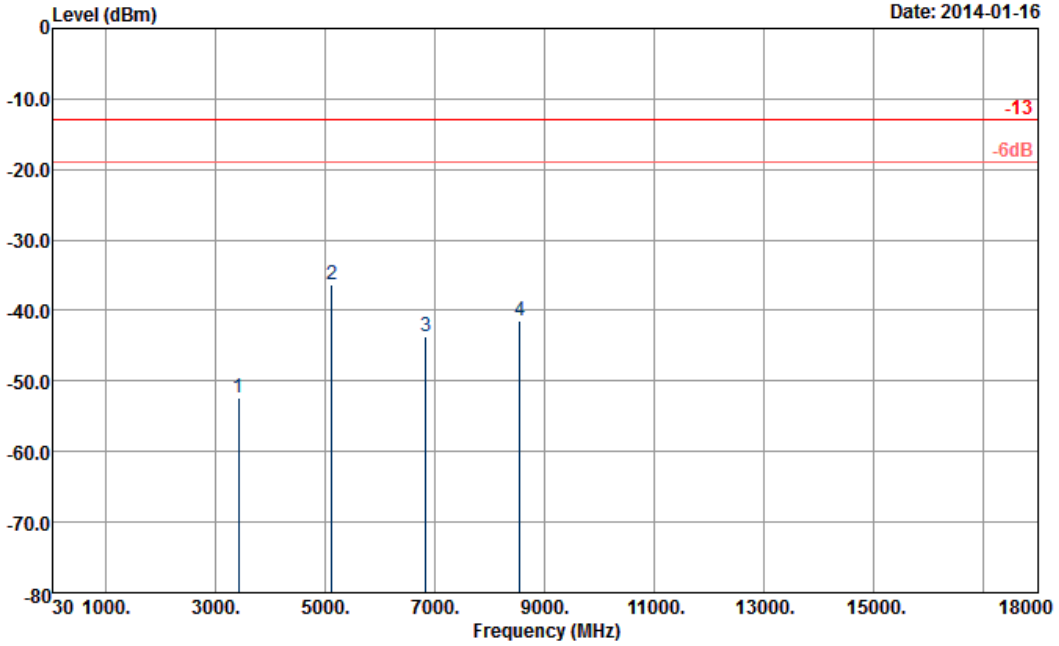

Site : 03CH07-HY
Condition : -13 HF-EIRP(080306) VERTICAL

Frequency (MHz)	EIRP (dBm)	Limit (dBm)	Over Limit (dB)	SPA Reading (dBm)	S.G. Power (dBm)	TX Cable loss (dB)	TX Antenna Gain (dBi)	Polarization (H/V)	Result
3420	-52.45	-13	-39.45	-67.96	-56.33	4.43	8.31	V	Pass
5128	-36.31	-13	-23.31	-55.1	-40.88	5.31	9.88	V	Pass
6836	-43.73	-13	-30.73	-68.42	-49.06	6.02	11.35	V	Pass
8551	-41.36	-13	-28.36	-66.8	-46.34	8.13	13.11	V	Pass

<Middle Channel>

Band :	LTE Band 4	**Temperature :**	21~24°C
Test Mode :	3MHz QPSK RB Size 1 Offset 0	**Relative Humidity :**	51~56%
Test Engineer :	Stan Hsieh	**Polarization :**	Horizontal
Remark :	Spurious emissions within 30-10th harmonic were found more than 20dB below limit line.		

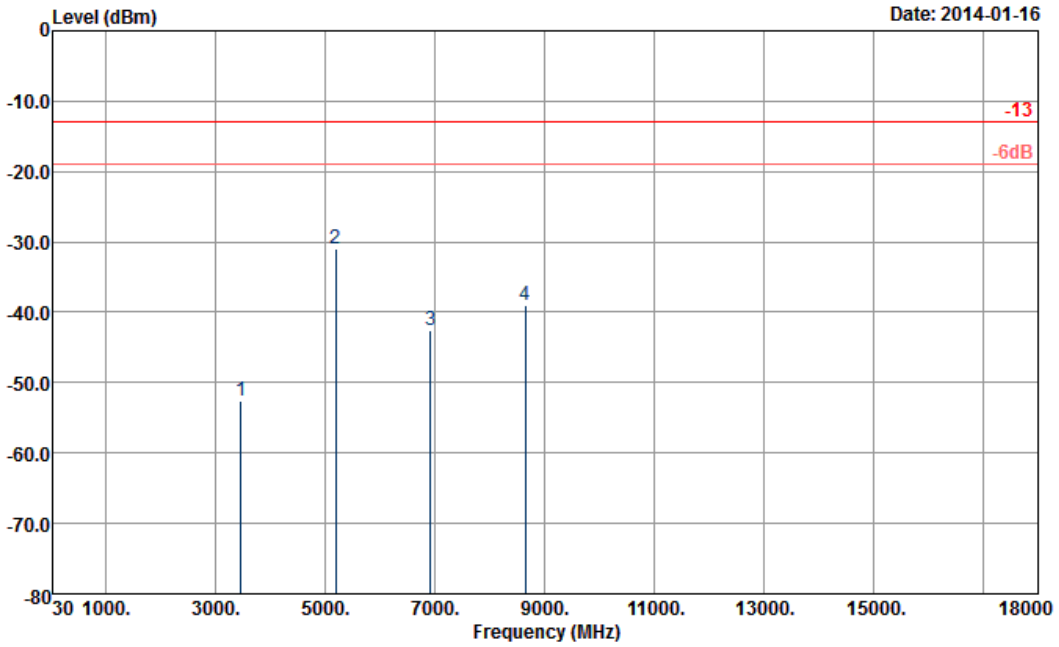

Site : 03CH07-HY
Condition : -13 HF-EIRP(080306) HORIZONTAL

Frequency (MHz)	EIRP (dBm)	Limit (dBm)	Over Limit (dB)	SPA Reading (dBm)	S.G. Power (dBm)	TX Cable loss (dB)	TX Antenna Gain (dBi)	Polarization (H/V)	Result
3462	-52.63	-13	-39.63	-66.89	-56.46	4.48	8.31	H	Pass
5191	-30.99	-13	-17.99	-48.92	-35.63	5.332	9.98	H	Pass
6920	-42.48	-13	-29.48	-68.61	-47.72	6.1	11.34	H	Pass
8656	-39.07	-13	-26.07	-65.07	-43.99	8.25	13.17	H	Pass

Band :	LTE Band 4	**Temperature :**	21~24°C
Test Mode :	3MHz QPSK RB Size 1 Offset 0	**Relative Humidity :**	51~56%
Test Engineer :	Stan Hsieh	**Polarization :**	Vertical
Remark :	Spurious emissions within 30-10th harmonic were found more than 20dB below limit line.		

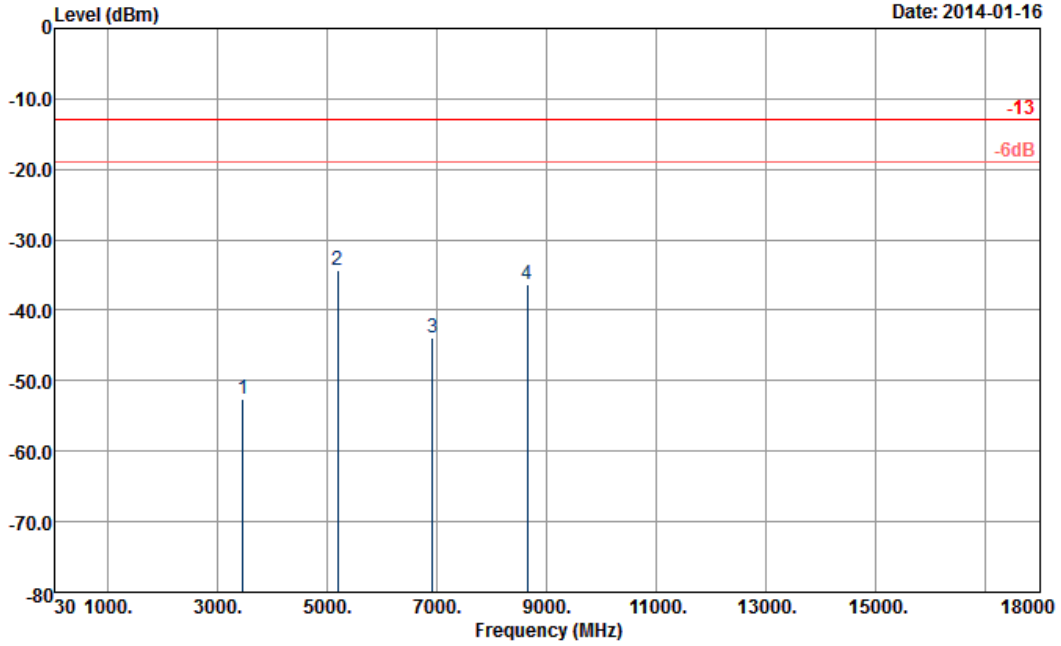

Site : 03CH07-HY
Condition : -13 HF-EIRP(080306) VERTICAL

Frequency (MHz)	EIRP (dBm)	Limit (dBm)	Over Limit (dB)	SPA Reading (dBm)	S.G. Power (dBm)	TX Cable loss (dB)	TX Antenna Gain (dBi)	Polarization (H/V)	Result
3462	-52.50	-13	-39.50	-67.63	-56.33	4.48	8.31	V	Pass
5191	-34.35	-13	-21.35	-53.23	-38.99	5.332	9.98	V	Pass
6920	-43.89	-13	-30.89	-68.87	-49.13	6.1	11.34	V	Pass
8656	-36.41	-13	-23.41	-61.75	-41.33	8.25	13.17	V	Pass

<High Channel>

Band :	LTE Band 4	**Temperature :**	21~24°C
Test Mode :	3MHz QPSK RB Size 1 Offset 0	**Relative Humidity :**	51~56%
Test Engineer :	Stan Hsieh	**Polarization :**	Horizontal
Remark :	Spurious emissions within 30-10th harmonic were found more than 20dB below limit line.		

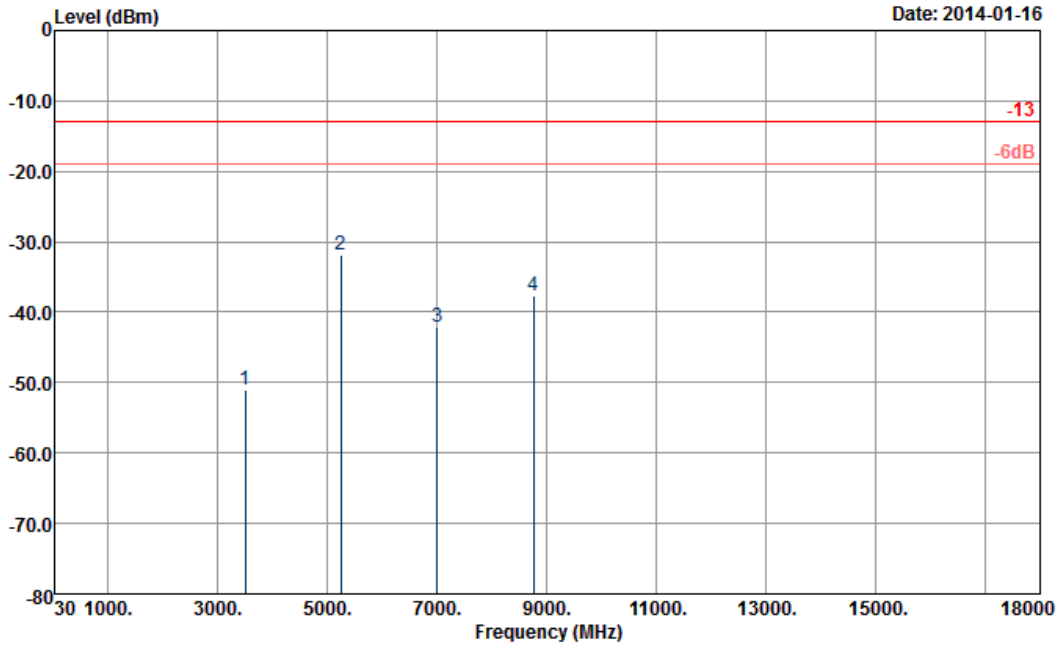

Site : 03CH07-HY
Condition : -13 HF-EIRP(080306) HORIZONTAL

Frequency (MHz)	EIRP (dBm)	Limit (dBm)	Over Limit (dB)	SPA Reading (dBm)	S.G. Power (dBm)	TX Cable loss (dB)	TX Antenna Gain (dBi)	Polarization (H/V)	Result
3504	-51.02	-13	-38.02	-65.59	-55.29	4.14	8.41	H	Pass
5254	-31.94	-13	-18.94	-51.8	-36.89	5.12	10.07	H	Pass
7004	-42.02	-13	-29.02	-69.22	-47.31	6.13	11.42	H	Pass
8761	-37.56	-13	-24.56	-63.41	-42.66	8.05	13.15	H	Pass

Band :	LTE Band 4	**Temperature :**	21~24°C
Test Mode :	3MHz QPSK RB Size 1 Offset 0	**Relative Humidity :**	51~56%
Test Engineer :	Stan Hsieh	**Polarization :**	Vertical
Remark :	Spurious emissions within 30-10th harmonic were found more than 20dB below limit line.		

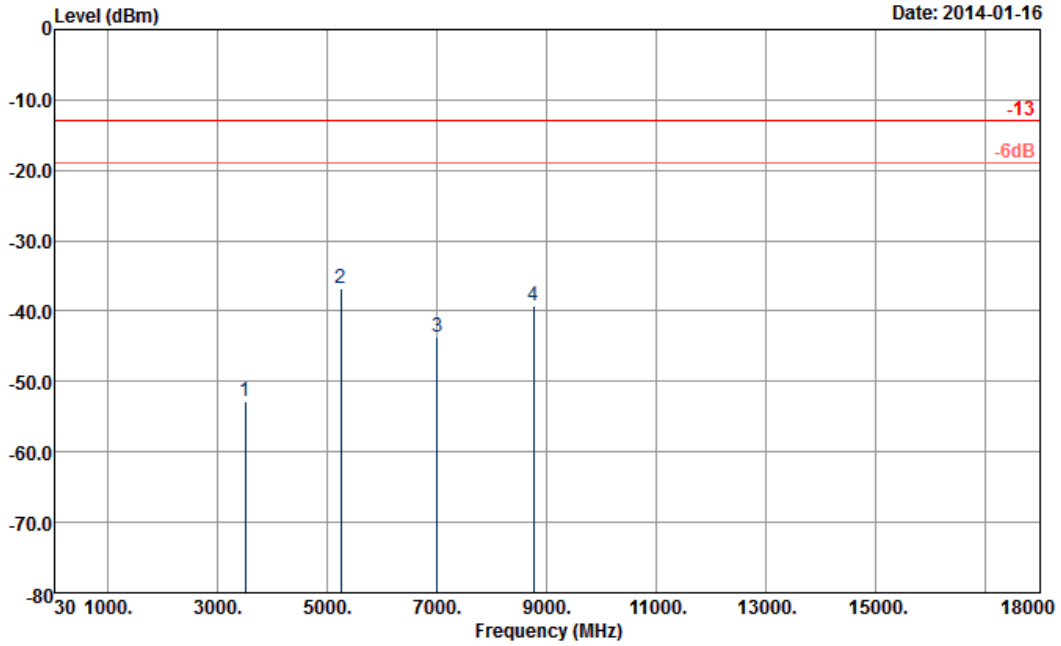

Site : 03CH07-HY
Condition : -13 HF-EIRP(080306) VERTICAL

Frequency (MHz)	EIRP (dBm)	Limit (dBm)	Over Limit (dB)	SPA Reading (dBm)	S.G. Power (dBm)	TX Cable loss (dB)	TX Antenna Gain (dBi)	Polarization (H/V)	Result
3504	-52.81	-13	-39.81	-67.88	-57.08	4.14	8.41	V	Pass
5254	-36.71	-13	-23.71	-55.81	-41.66	5.12	10.07	V	Pass
7004	-43.62	-13	-30.62	-69.27	-48.91	6.13	11.42	V	Pass
8761	-39.29	-13	-26.29	-64.73	-44.39	8.05	13.15	V	Pass

<Low Channel>

Band :	LTE Band 4	**Temperature :**	21~24°C
Test Mode :	5MHz QPSK RB Size 1 Offset 0	**Relative Humidity :**	51~56%
Test Engineer :	Stan Hsieh	**Polarization :**	Horizontal
Remark :	Spurious emissions within 30-10th harmonic were found more than 20dB below limit line.		

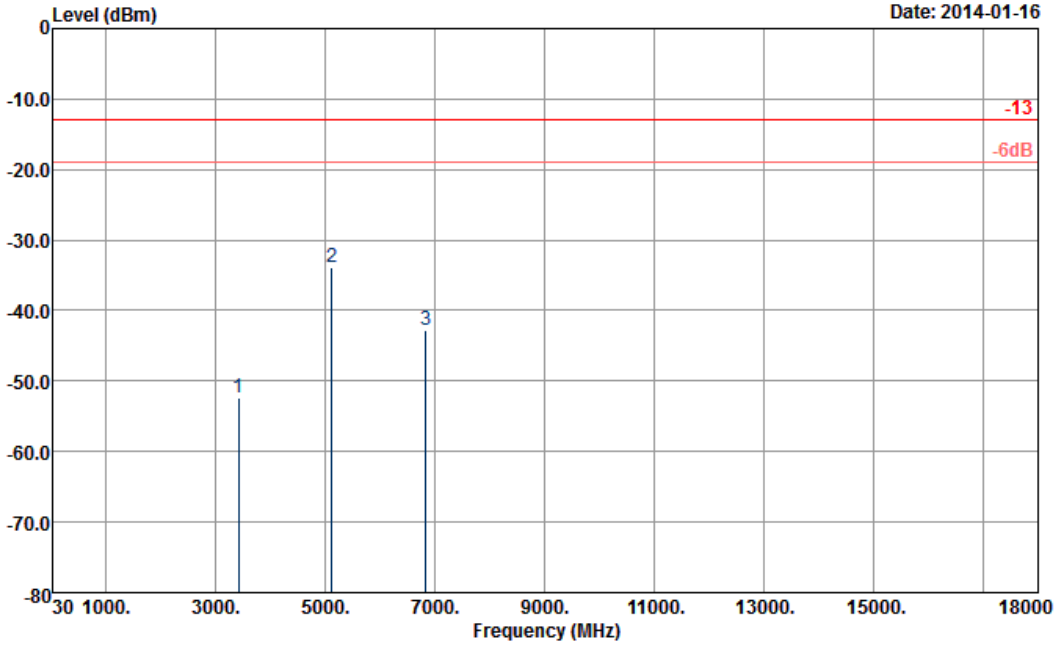

Site : 03CH07-HY
Condition : -13 HF-EIRP(080306) HORIZONTAL

Frequency (MHz)	EIRP (dBm)	Limit (dBm)	Over Limit (dB)	SPA Reading (dBm)	S.G. Power (dBm)	TX Cable loss (dB)	TX Antenna Gain (dBi)	Polarization (H/V)	Result
3420	-52.46	-13	-39.46	-67.05	-56.29	4.48	8.31	H	Pass
5128	-33.92	-13	-20.92	-52.35	-38.56	5.332	9.98	H	Pass
6836	-42.89	-13	-29.89	-68.47	-48.13	6.1	11.34	H	Pass

Band :	LTE Band 4	**Temperature :**	21~24°C
Test Mode :	5MHz QPSK RB Size 1 Offset 0	**Relative Humidity :**	51~56%
Test Engineer :	Stan Hsieh	**Polarization :**	Vertical
Remark :	Spurious emissions within 30-10th harmonic were found more than 20dB below limit line.		

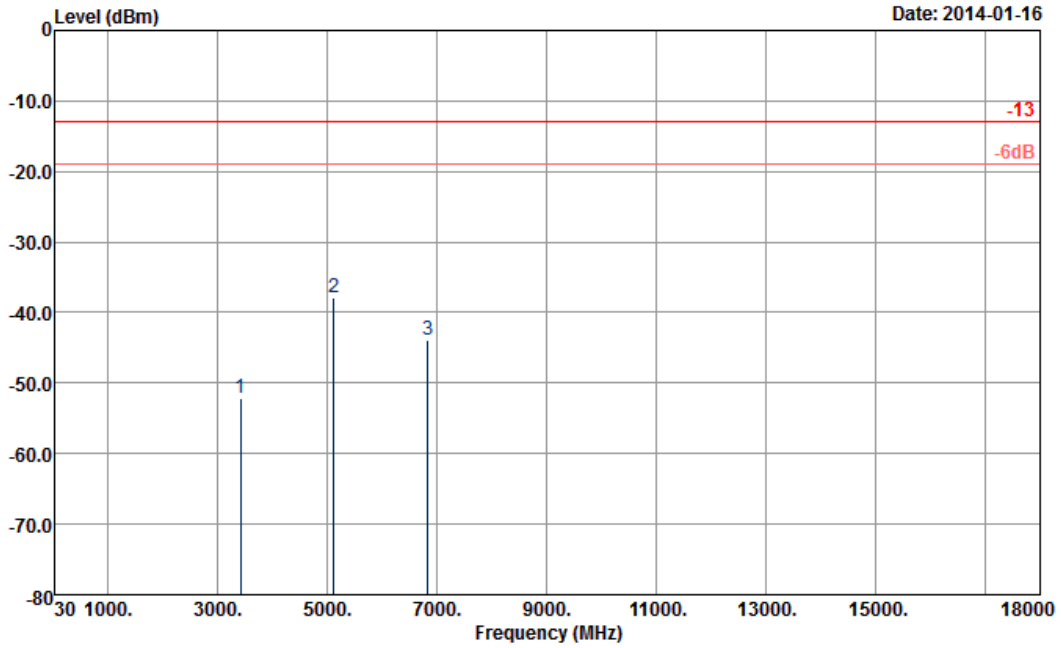

Site : 03CH07-HY
Condition : -13 HF-EIRP(080306) VERTICAL

Frequency (MHz)	EIRP (dBm)	Limit (dBm)	Over Limit (dB)	SPA Reading (dBm)	S.G. Power (dBm)	TX Cable loss (dB)	TX Antenna Gain (dBi)	Polarization (H/V)	Result
3420	-52.04	-13	-39.04	-67.8	-55.87	4.48	8.31	V	Pass
5128	-37.92	-13	-24.92	-55.84	-42.56	5.332	9.98	V	Pass
6836	-43.82	-13	-30.82	-68.66	-49.06	6.1	11.34	V	Pass

<Middle Channel>

Band :	LTE Band 4	**Temperature :**	21~24°C
Test Mode :	5MHz QPSK RB Size 1 Offset 0	**Relative Humidity :**	51~56%
Test Engineer :	Stan Hsieh	**Polarization :**	Horizontal
Remark :	Spurious emissions within 30-10th harmonic were found more than 20dB below limit line.		

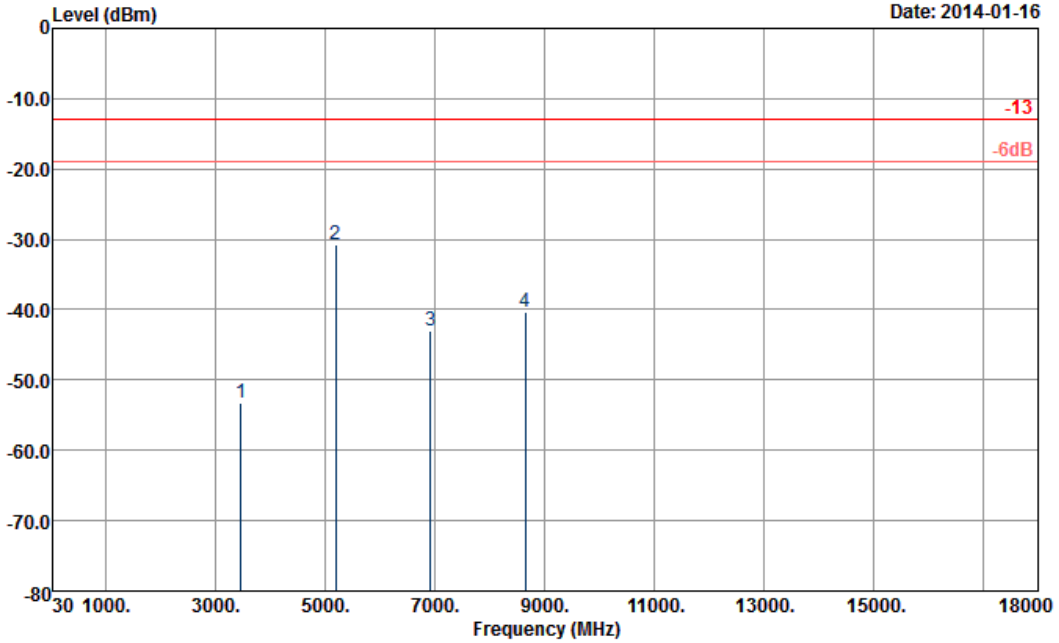

Site : 03CH07-HY
Condition : -13 HF-EIRP(080306) HORIZONTAL

Frequency (MHz)	EIRP (dBm)	Limit (dBm)	Over Limit (dB)	SPA Reading (dBm)	S.G. Power (dBm)	TX Cable loss (dB)	TX Antenna Gain (dBi)	Polarization (H/V)	Result
3462	-53.20	-13	-40.20	-67.84	-57.03	4.48	8.31	H	Pass
5191	-30.65	-13	-17.65	-49.01	-35.29	5.332	9.98	H	Pass
6920	-42.98	-13	-29.98	-69.12	-48.22	6.1	11.34	H	Pass
8649	-40.37	-13	-27.37	-66.86	-45.29	8.25	13.17	H	Pass

Band :	LTE Band 4	**Temperature :**	21~24°C
Test Mode :	5MHz QPSK RB Size 1 Offset 0	**Relative Humidity :**	51~56%
Test Engineer :	Stan Hsieh	**Polarization :**	Vertical
Remark :	Spurious emissions within 30-10th harmonic were found more than 20dB below limit line.		

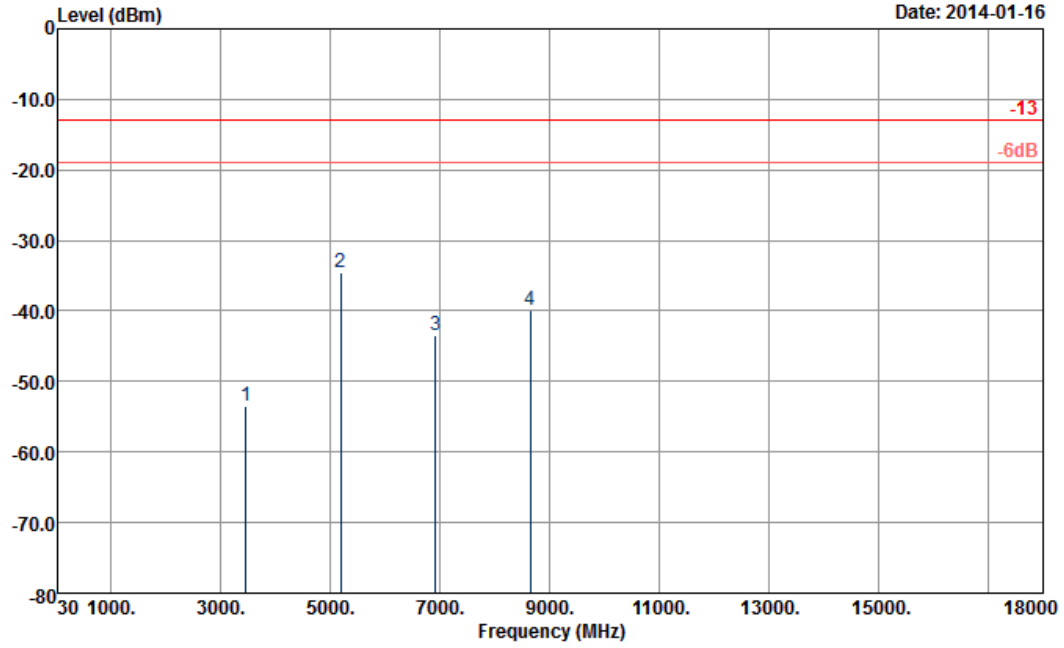

Site : 03CH07-HY
Condition : -13 HF-EIRP(080306) VERTICAL

Frequency (MHz)	EIRP (dBm)	Limit (dBm)	Over Limit (dB)	SPA Reading (dBm)	S.G. Power (dBm)	TX Cable loss (dB)	TX Antenna Gain (dBi)	Polarization (H/V)	Result
3462	-53.38	-13	-40.38	-68.62	-57.21	4.48	8.31	V	Pass
5191	-34.65	-13	-21.65	-53.37	-39.29	5.332	9.98	V	Pass
6920	-43.48	-13	-30.48	-69.09	-48.72	6.1	11.34	V	Pass
8649	-39.79	-13	-26.79	-64.77	-44.71	8.25	13.17	V	Pass

<High Channel>

Band :	LTE Band 4	**Temperature :**	21~24°C
Test Mode :	5MHz QPSK RB Size 1 Offset 0	**Relative Humidity :**	51~56%
Test Engineer :	Stan Hsieh	**Polarization :**	Horizontal
Remark :	Spurious emissions within 30-10th harmonic were found more than 20dB below limit line.		

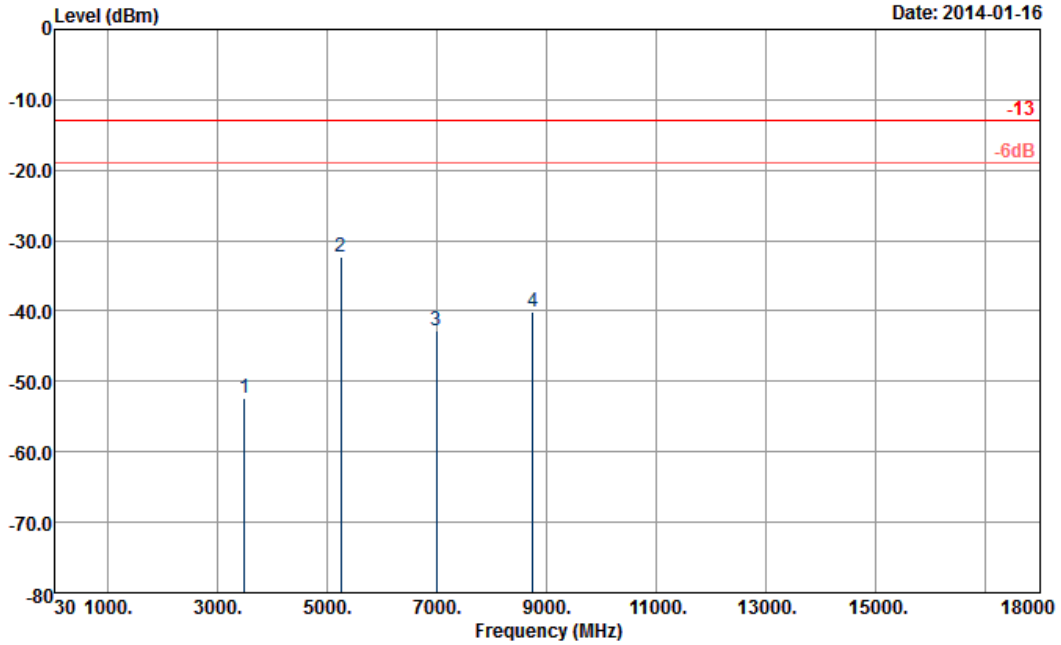

Site : 03CH07-HY
Condition : -13 HF-EIRP(080306) HORIZONTAL

Frequency (MHz)	EIRP (dBm)	Limit (dBm)	Over Limit (dB)	SPA Reading (dBm)	S.G. Power (dBm)	TX Cable loss (dB)	TX Antenna Gain (dBi)	Polarization (H/V)	Result
3497	-52.47	-13	-39.47	-66.69	-56.74	4.16	8.43	H	Pass
5247	-32.26	-13	-19.26	-51.34	-37.22	5.13	10.09	H	Pass
6997	-42.72	-13	-29.72	-69.22	-48	6.15	11.43	H	Pass
8754	-40.02	-13	-27.02	-65.78	-45.08	8.09	13.15	H	Pass

Band :	LTE Band 4	**Temperature :**	21~24°C
Test Mode :	5MHz QPSK RB Size 1 Offset 0	**Relative Humidity :**	51~56%
Test Engineer :	Stan Hsieh	**Polarization :**	Vertical
Remark :	Spurious emissions within 30-10th harmonic were found more than 20dB below limit line.		

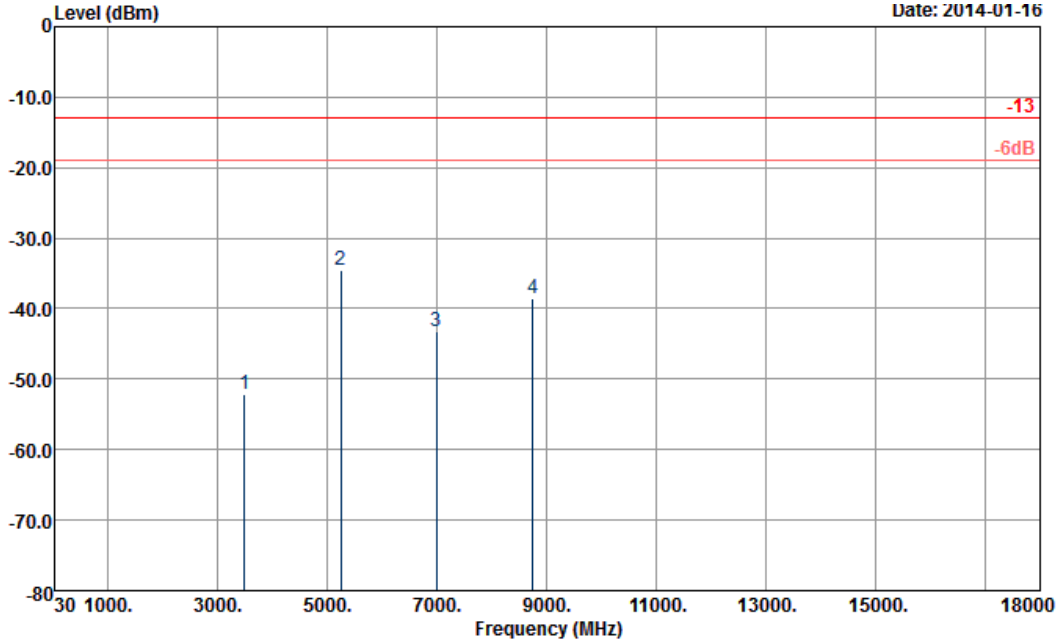

Site : 03CH07-HY
Condition : -13 HF-EIRP(080306) VERTICAL

Frequency (MHz)	EIRP (dBm)	Limit (dBm)	Over Limit (dB)	SPA Reading (dBm)	S.G. Power (dBm)	TX Cable loss (dB)	TX Antenna Gain (dBi)	Polarization (H/V)	Result
3497	-52.25	-13	-39.25	-67.86	-56.52	4.16	8.43	V	Pass
5247	-34.62	-13	-21.62	-53.67	-39.58	5.13	10.09	V	Pass
6997	-43.16	-13	-30.16	-68.8	-48.44	6.15	11.43	V	Pass
8754	-38.65	-13	-25.65	-64	-43.71	8.09	13.15	V	Pass

<Low Channel>

Band :	LTE Band 4	**Temperature :**	21~24°C
Test Mode :	10MHz QPSK RB Size 1 Offset 0	**Relative Humidity :**	51~56%
Test Engineer :	Stan Hsieh	**Polarization :**	Horizontal
Remark :	Spurious emissions within 30-10th harmonic were found more than 20dB below limit line.		

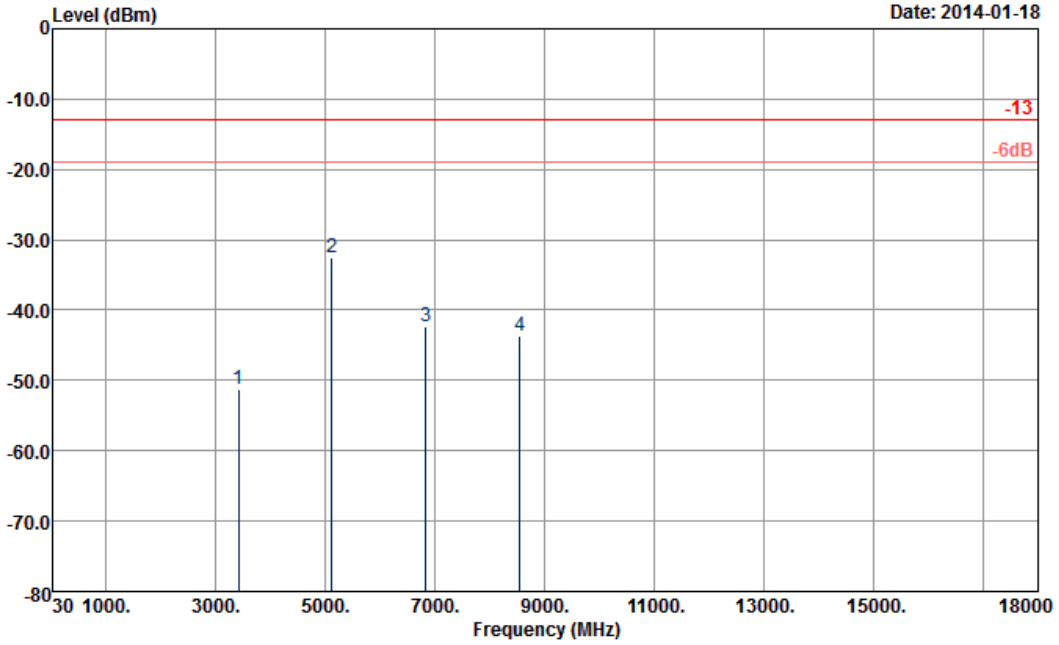

Site : 03CH07-HY
Condition : -13 HF-EIRP(080306) HORIZONTAL

Frequency (MHz)	EIRP (dBm)	Limit (dBm)	Over Limit (dB)	SPA Reading (dBm)	S.G. Power (dBm)	TX Cable loss (dB)	TX Antenna Gain (dBi)	Polarization (H/V)	Result
3420	-51.27	-13	-38.27	-65.9	-55.09	4.51	8.33	H	Pass
5128	-32.57	-13	-19.57	-50.49	-37.24	5.36	10.03	H	Pass
6836	-42.28	-13	-29.28	-67.68	-47.51	6.13	11.36	H	Pass
8551	-43.77	-13	-30.77	-68.52	-48.67	8.29	13.19	H	Pass

Band :	LTE Band 4	**Temperature :**	21~24°C
Test Mode :	10MHz QPSK RB Size 1 Offset 0	**Relative Humidity :**	51~56%
Test Engineer :	Stan Hsieh	**Polarization :**	Vertical
Remark :	Spurious emissions within 30-10th harmonic were found more than 20dB below limit line.		

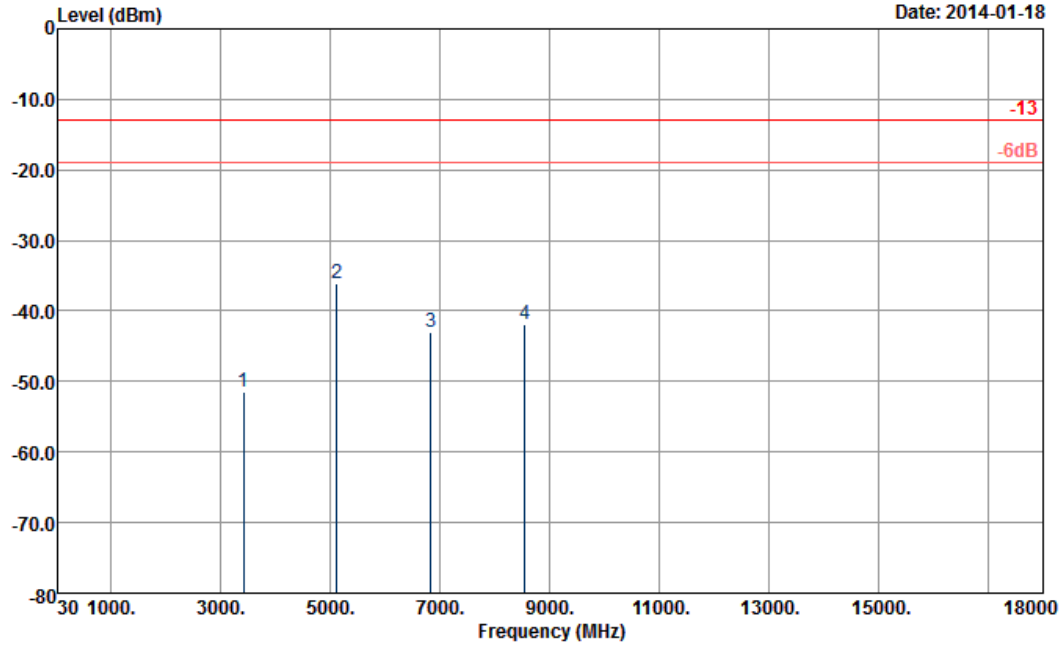

Site : 03CH07-HY
Condition : -13 HF-EIRP(080306) VERTICAL

Frequency (MHz)	EIRP (dBm)	Limit (dBm)	Over Limit (dB)	SPA Reading (dBm)	S.G. Power (dBm)	TX Cable loss (dB)	TX Antenna Gain (dBi)	Polarization (H/V)	Result
3420	-51.47	-13	-38.47	-67.47	-55.29	4.51	8.33	V	Pass
5128	-36.04	-13	-23.04	-54.79	-40.71	5.36	10.03	V	Pass
6836	-42.96	-13	-29.96	-68.3	-48.19	6.13	11.36	V	Pass
8551	-41.89	-13	-28.89	-66.9	-46.79	8.29	13.19	V	Pass

<Middle Channel>

Band :	LTE Band 4	**Temperature :**	21~24°C
Test Mode :	10MHz QPSK RB Size 1 Offset 0	**Relative Humidity :**	51~56%
Test Engineer :	Stan Hsieh	**Polarization :**	Horizontal
Remark :	Spurious emissions within 30-10th harmonic were found more than 20dB below limit line.		

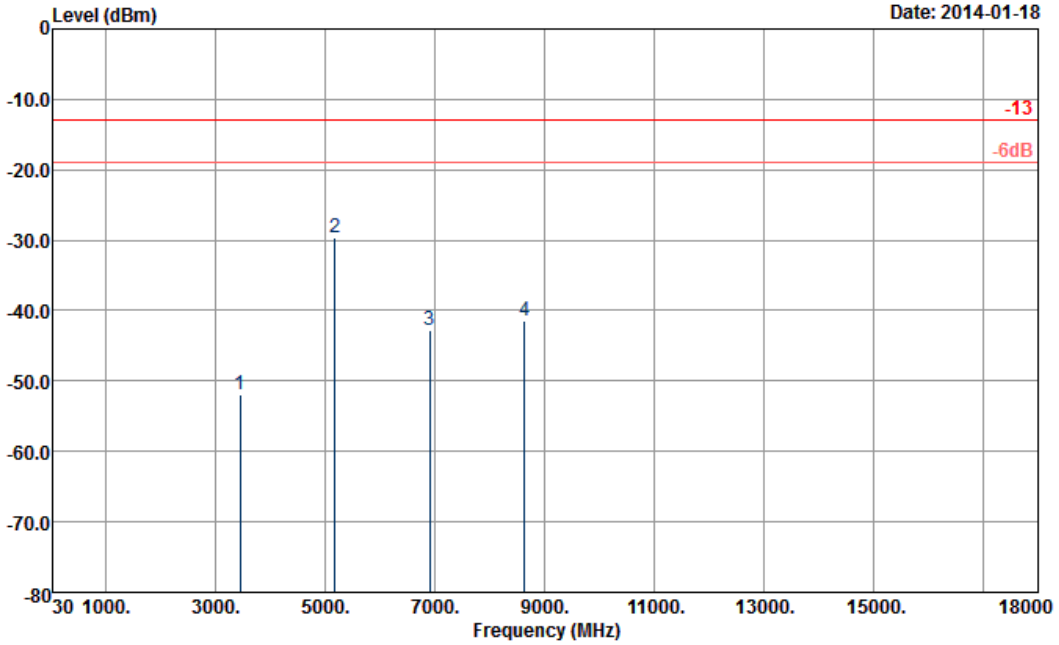

Site : 03CH07-HY
Condition : -13 HF-EIRP(080306) HORIZONTAL

Frequency (MHz)	EIRP (dBm)	Limit (dBm)	Over Limit (dB)	SPA Reading (dBm)	S.G. Power (dBm)	TX Cable loss (dB)	TX Antenna Gain (dBi)	Polarization (H/V)	Result
3455	-51.88	-13	-38.88	-66.11	-55.71	4.48	8.31	H	Pass
5184	-29.63	-13	-16.63	-48.06	-34.27	5.332	9.98	H	Pass
6913	-42.73	-13	-29.73	-68.37	-47.97	6.1	11.34	H	Pass
8642	-41.49	-13	-28.49	-66.8	-46.41	8.25	13.17	H	Pass

Band :	LTE Band 4	**Temperature :**	21~24°C
Test Mode :	10MHz QPSK RB Size 1 Offset 0	**Relative Humidity :**	51~56%
Test Engineer :	Stan Hsieh	**Polarization :**	Vertical
Remark :	Spurious emissions within 30-10th harmonic were found more than 20dB below limit line.		

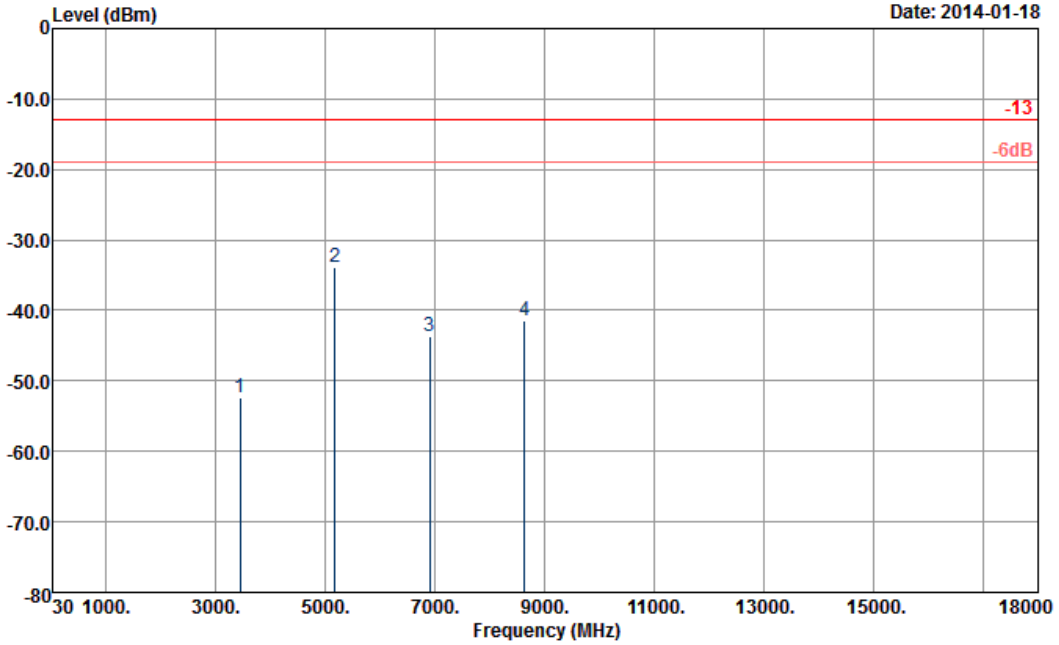

Site : 03CH07-HY
Condition : -13 HF-EIRP(080306) VERTICAL

Frequency (MHz)	EIRP (dBm)	Limit (dBm)	Over Limit (dB)	SPA Reading (dBm)	S.G. Power (dBm)	TX Cable loss (dB)	TX Antenna Gain (dBi)	Polarization (H/V)	Result
3456	-52.26	-13	-39.26	-67.72	-56.09	4.48	8.31	V	Pass
5184	-33.78	-13	-20.78	-52.21	-38.42	5.332	9.98	V	Pass
6913	-43.73	-13	-30.73	-69.08	-48.97	6.1	11.34	V	Pass
8642	-41.37	-13	-28.37	-66.28	-46.29	8.25	13.17	V	Pass

<High Channel>

Band :	LTE Band 4	**Temperature :**	21~24°C
Test Mode :	10MHz QPSK RB Size 1 Offset 0	**Relative Humidity :**	51~56%
Test Engineer :	Stan Hsieh	**Polarization :**	Horizontal
Remark :	Spurious emissions within 30-10th harmonic were found more than 20dB below limit line.		

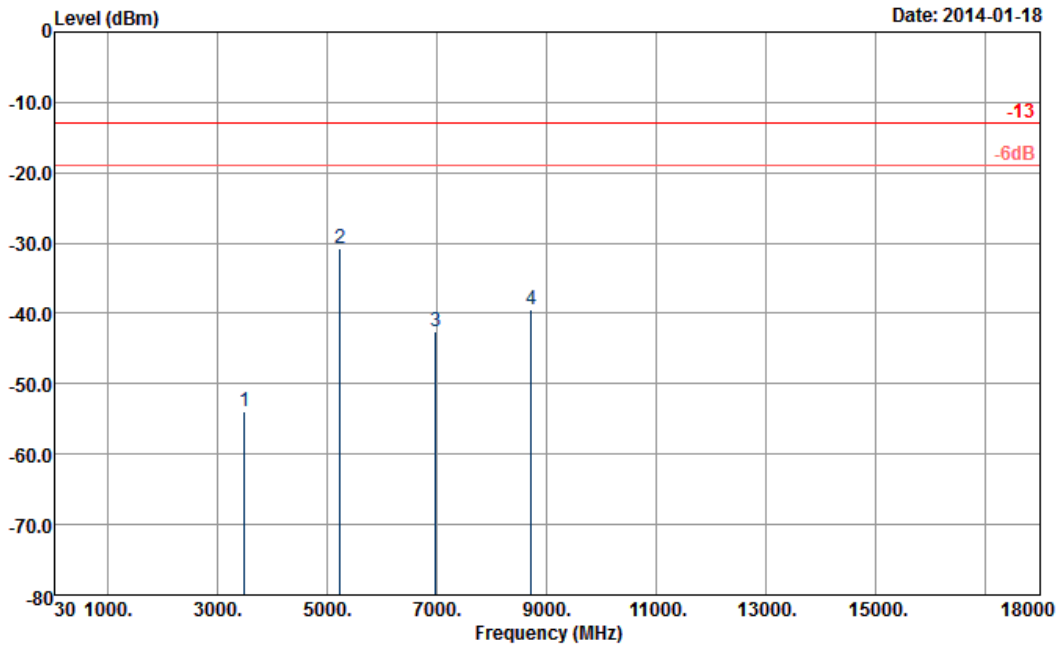

Site : 03CH07-HY
Condition : -13 HF-EIRP(080306) HORIZONTAL

Frequency (MHz)	EIRP (dBm)	Limit (dBm)	Over Limit (dB)	SPA Reading (dBm)	S.G. Power (dBm)	TX Cable loss (dB)	TX Antenna Gain (dBi)	Polarization (H/V)	Result
3490	-53.87	-13	-40.87	-67.95	-58.06	4.2	8.39	H	Pass
5233	-30.69	-13	-17.69	-49.53	-35.57	5.17	10.05	H	Pass
6976	-42.51	-13	-29.51	-68.8	-47.71	6.2	11.40	H	Pass
8726	-39.37	-13	-26.37	-64.88	-44.38	8.11	13.12	H	Pass

Band :	LTE Band 4	**Temperature :**	21~24°C
Test Mode :	10MHz QPSK RB Size 1 Offset 0	**Relative Humidity :**	51~56%
Test Engineer :	Stan Hsieh	**Polarization :**	Vertical
Remark :	Spurious emissions within 30-10th harmonic were found more than 20dB below limit line.		

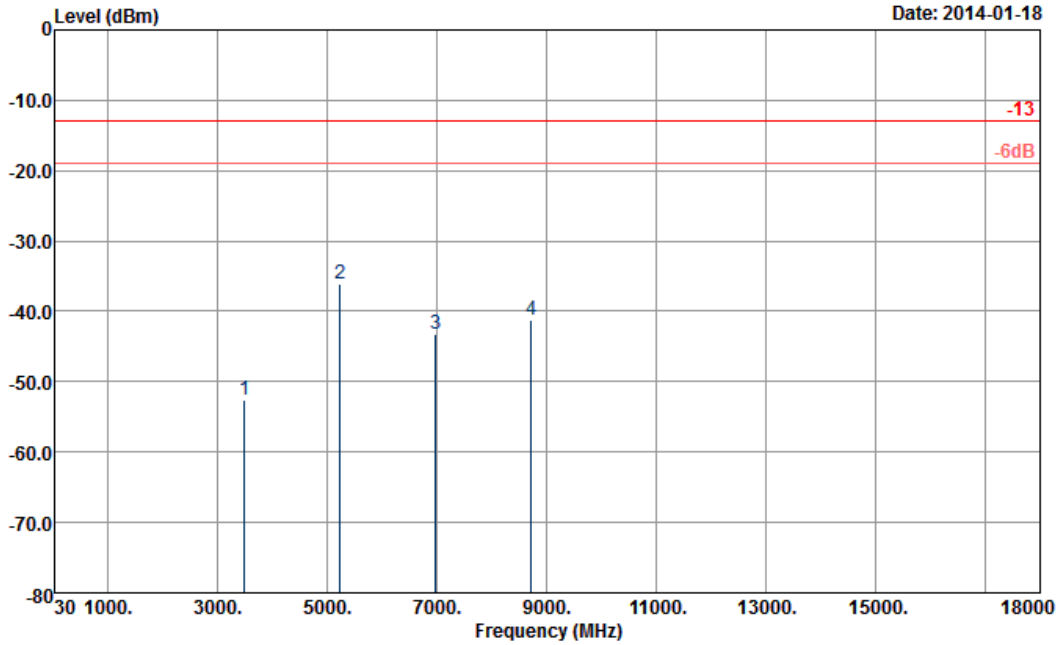

Site : 03CH07-HY
Condition : -13 HF-EIRP(080306) VERTICAL

Frequency (MHz)	EIRP (dBm)	Limit (dBm)	Over Limit (dB)	SPA Reading (dBm)	S.G. Power (dBm)	TX Cable loss (dB)	TX Antenna Gain (dBi)	Polarization (H/V)	Result
3490	-52.50	-13	-39.50	-67.85	-56.69	4.2	8.39	V	Pass
5233	-36.20	-13	-23.20	-55.25	-41.08	5.17	10.05	V	Pass
6976	-43.17	-13	-30.17	-68.99	-48.37	6.2	11.40	V	Pass
8726	-41.21	-13	-28.21	-66.6	-46.22	8.11	13.12	V	Pass

<Low Channel>

Band :	LTE Band 4	**Temperature :**	21~24°C
Test Mode :	15MHz QPSK RB Size 1 Offset 0	**Relative Humidity :**	51~56%
Test Engineer :	Stan Hsieh	**Polarization :**	Horizontal
Remark :	Spurious emissions within 30-10th harmonic were found more than 20dB below limit line.		

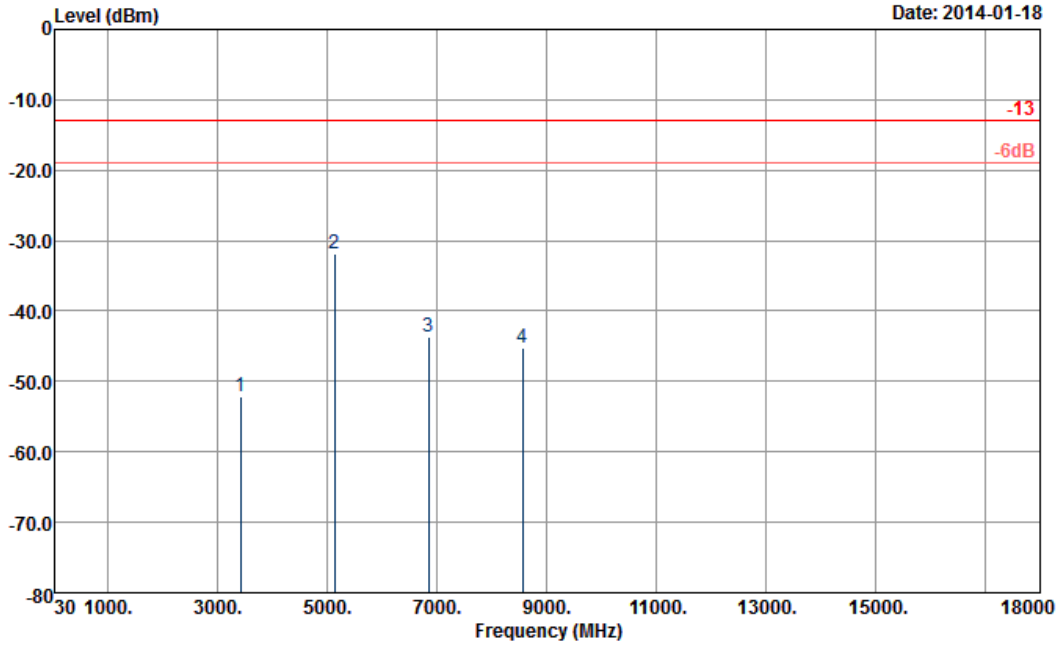

Frequency (MHz)	EIRP (dBm)	Limit (dBm)	Over Limit (dB)	SPA Reading (dBm)	S.G. Power (dBm)	TX Cable loss (dB)	TX Antenna Gain (dBi)	Polarization (H/V)	Result
3420	-52.10	-13	-39.10	-66.92	-55.87	4.59	8.36	H	Pass
5135	-31.77	-13	-18.77	-50.25	-36.41	5.41	10.05	H	Pass
6850	-43.73	-13	-30.73	-68.9	-48.97	6.15	11.39	H	Pass
8558	-45.18	-13	-32.18	-70.73	-50.06	8.36	13.24	H	Pass

Band :	LTE Band 4	**Temperature :**	21~24°C
Test Mode :	15MHz QPSK RB Size 1 Offset 0	**Relative Humidity :**	51~56%
Test Engineer :	Stan Hsieh	**Polarization :**	Vertical
Remark :	Spurious emissions within 30-10th harmonic were found more than 20dB below limit line.		

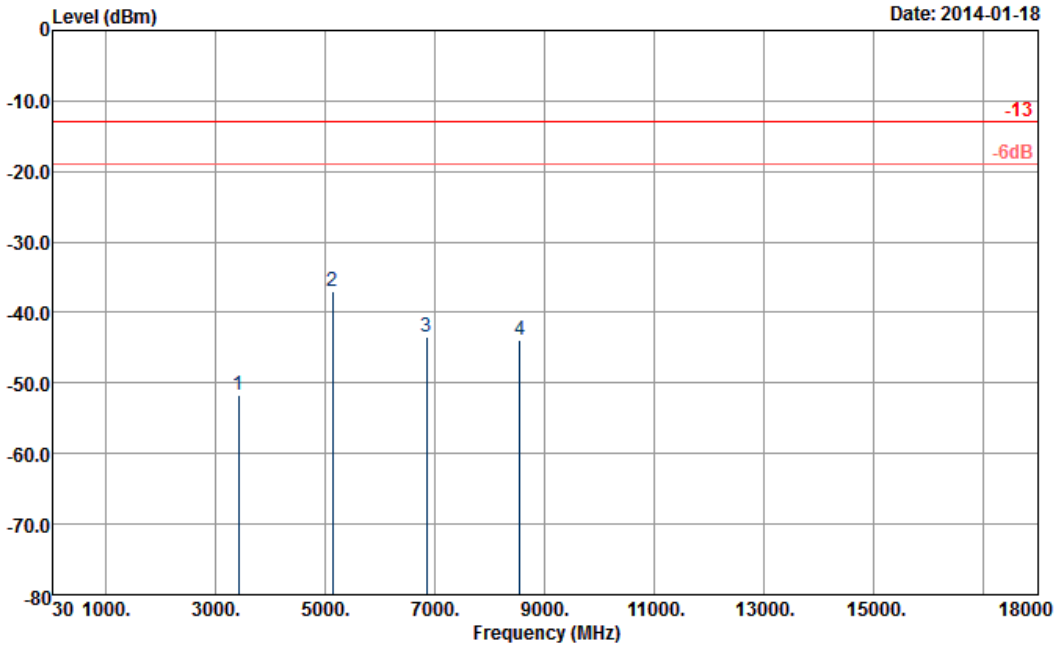

Site : 03CH07-HY
Condition : -13 HF-EIRP(080306) VERTICAL

Frequency (MHz)	EIRP (dBm)	Limit (dBm)	Over Limit (dB)	SPA Reading (dBm)	S.G. Power (dBm)	TX Cable loss (dB)	TX Antenna Gain (dBi)	Polarization (H/V)	Result
3420	-51.67	-13	-38.67	-66.81	-55.44	4.59	8.36	V	Pass
5135	-36.93	-13	-23.93	-54.78	-41.57	5.41	10.05	V	Pass
6850	-43.42	-13	-30.42	-68.94	-48.66	6.15	11.39	V	Pass
8551	-43.83	-13	-30.83	-68.2	-48.71	8.36	13.24	V	Pass

<Middle Channel>

Band :	LTE Band 4	**Temperature :**	21~24°C
Test Mode :	15MHz QPSK RB Size 1 Offset 0	**Relative Humidity :**	51~56%
Test Engineer :	Stan Hsieh	**Polarization :**	Horizontal
Remark :	Spurious emissions within 30-10th harmonic were found more than 20dB below limit line.		

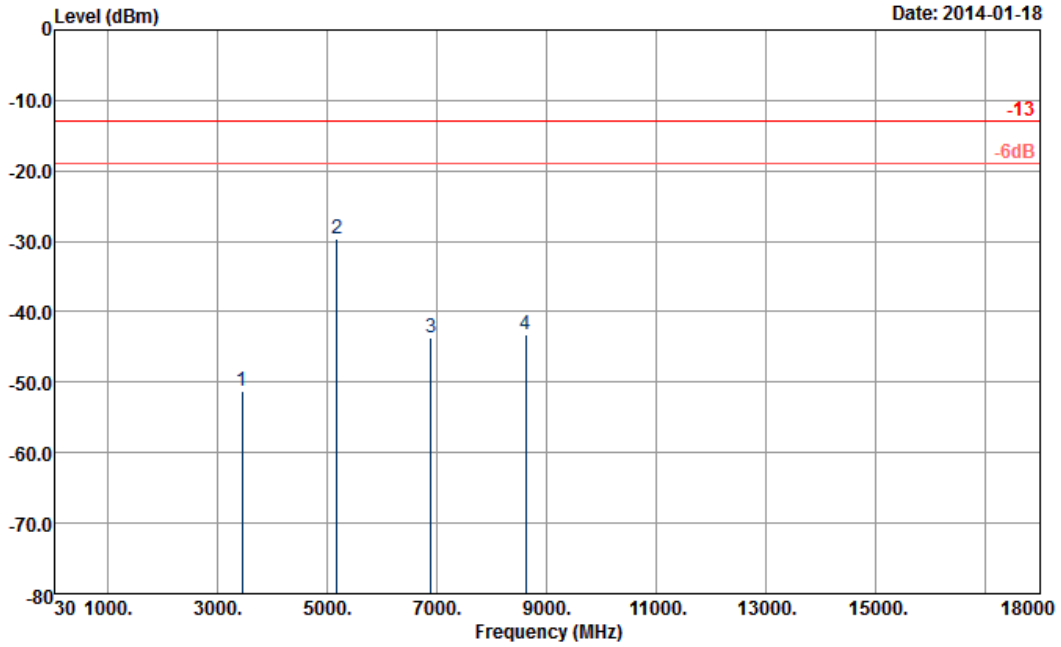

Site : 03CH07-HY
Condition : -13 HF-EIRP(080306) HORIZONTAL

Frequency (MHz)	EIRP (dBm)	Limit (dBm)	Over Limit (dB)	SPA Reading (dBm)	S.G. Power (dBm)	TX Cable loss (dB)	TX Antenna Gain (dBi)	Polarization (H/V)	Result
3448	-51.36	-13	-38.36	-65.93	-55.19	4.48	8.31	H	Pass
5177	-29.55	-13	-16.55	-48.63	-34.19	5.332	9.98	H	Pass
6899	-43.59	-13	-30.59	-69.12	-48.83	6.1	11.34	H	Pass
8628	-43.17	-13	-30.17	-68.85	-48.09	8.25	13.17	H	Pass

Band :	LTE Band 4	**Temperature :**	21~24°C
Test Mode :	15MHz QPSK RB Size 1 Offset 0	**Relative Humidity :**	51~56%
Test Engineer :	Stan Hsieh	**Polarization :**	Vertical
Remark :	Spurious emissions within 30-10th harmonic were found more than 20dB below limit line.		

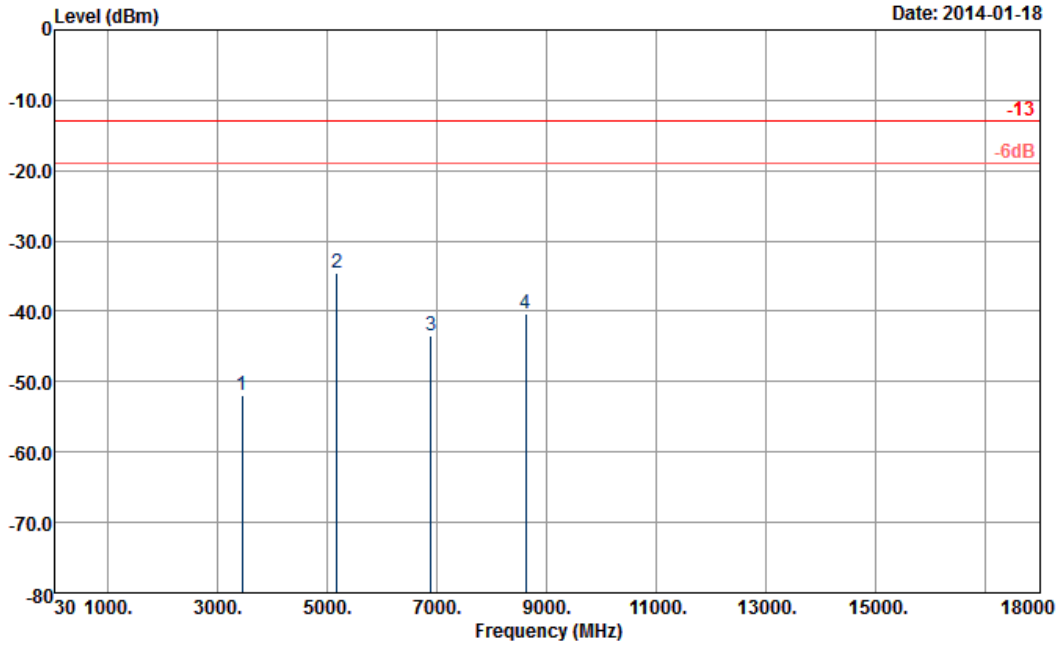

Site : 03CH07-HY
Condition : -13 HF-EIRP(080306) VERTICAL

Frequency (MHz)	EIRP (dBm)	Limit (dBm)	Over Limit (dB)	SPA Reading (dBm)	S.G. Power (dBm)	TX Cable loss (dB)	TX Antenna Gain (dBi)	Polarization (H/V)	Result
3448	-52.01	-13	-39.01	-68.04	-55.84	4.48	8.31	V	Pass
5177	-34.43	-13	-21.43	-53.71	-39.07	5.332	9.98	V	Pass
6899	-43.47	-13	-30.47	-69	-48.71	6.1	11.34	V	Pass
8628	-40.31	-13	-27.31	-65.57	-45.23	8.25	13.17	V	Pass

<High Channel>

Band :	LTE Band 4	**Temperature :**	21~24°C
Test Mode :	15MHz QPSK RB Size 1 Offset 0	**Relative Humidity :**	51~56%
Test Engineer :	Stan Hsieh	**Polarization :**	Horizontal
Remark :	Spurious emissions within 30-10th harmonic were found more than 20dB below limit line.		

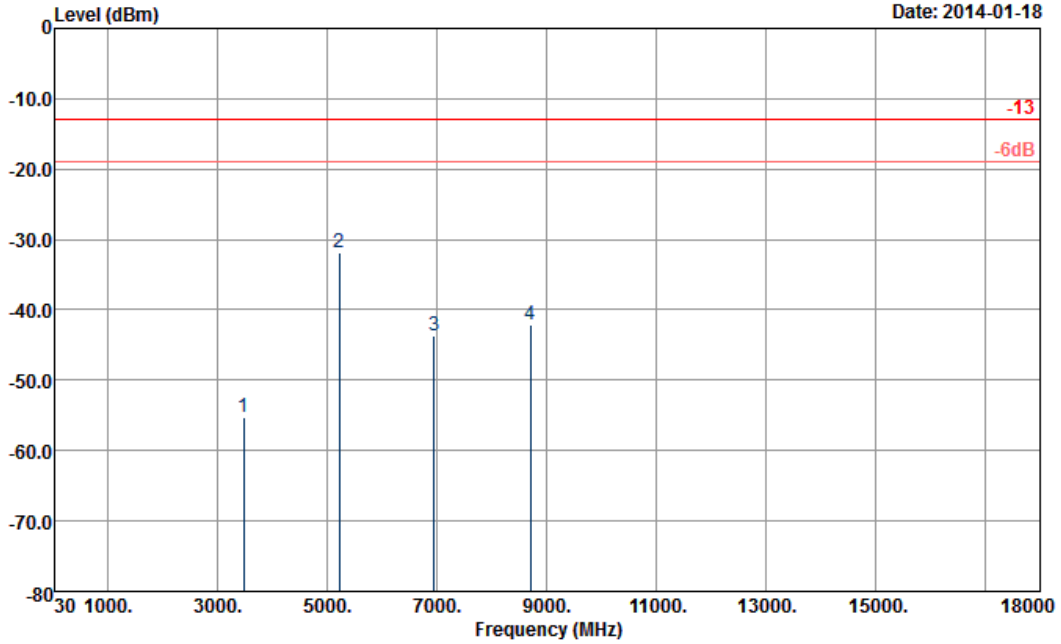

Site : 03CH07-HY
Condition : -13 HF-EIRP(080306) HORIZONTAL

Frequency (MHz)	EIRP (dBm)	Limit (dBm)	Over Limit (dB)	SPA Reading (dBm)	S.G. Power (dBm)	TX Cable loss (dB)	TX Antenna Gain (dBi)	Polarization (H/V)	Result
3476	-55.23	-13	-42.23	-69.37	-59.37	4.24	8.38	H	Pass
5219	-31.87	-13	-18.87	-50.29	-36.74	5.18	10.05	H	Pass
6955	-43.69	-13	-30.69	-69.31	-48.88	6.19	11.38	H	Pass
8705	-42.07	-13	-29.07	-67.76	-47.06	8.1	13.09	H	Pass

Band :	LTE Band 4	**Temperature :**	21~24°C
Test Mode :	15MHz QPSK RB Size 1 Offset 0	**Relative Humidity :**	51~56%
Test Engineer :	Stan Hsieh	**Polarization :**	Vertical
Remark :	Spurious emissions within 30-10th harmonic were found more than 20dB below limit line.		

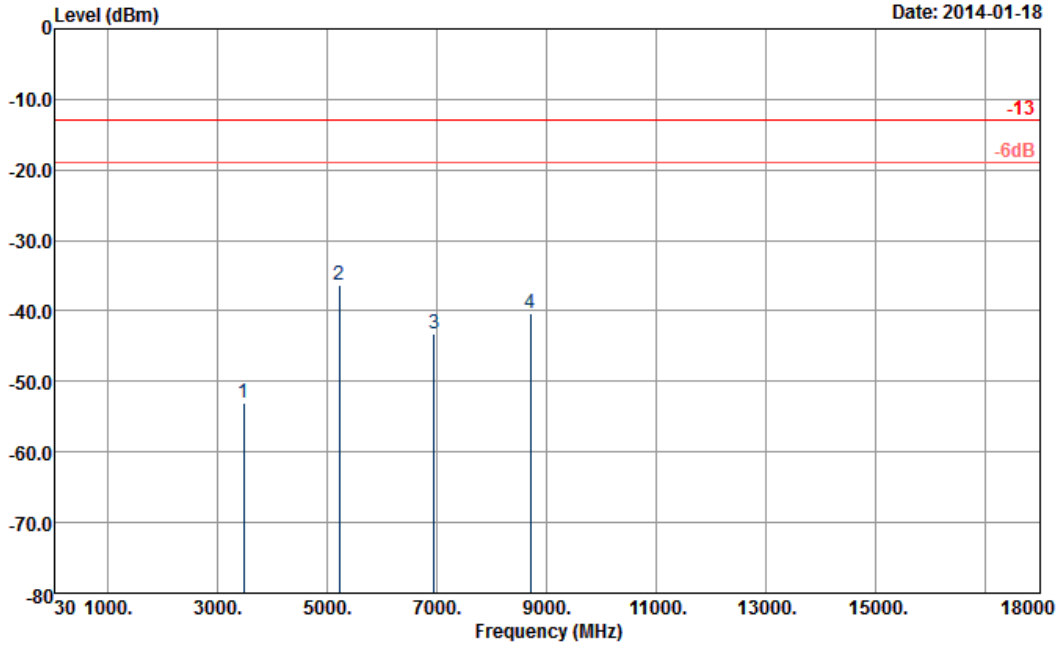

Site : 03CH07-HY
Condition : -13 HF-EIRP(080306) VERTICAL

Frequency (MHz)	EIRP (dBm)	Limit (dBm)	Over Limit (dB)	SPA Reading (dBm)	S.G. Power (dBm)	TX Cable loss (dB)	TX Antenna Gain (dBi)	Polarization (H/V)	Result
3476	-52.95	-13	-39.95	-68.53	-57.09	4.24	8.38	V	Pass
5219	-36.42	-13	-23.42	-55.58	-41.29	5.18	10.05	V	Pass
6955	-43.20	-13	-30.20	-69.22	-48.39	6.19	11.38	V	Pass
8705	-40.29	-13	-27.29	-65.54	-45.28	8.1	13.09	V	Pass

<Low Channel>

Band :	LTE Band 4	**Temperature :**	21~24°C
Test Mode :	20MHz QPSK RB Size 1 Offset 0	**Relative Humidity :**	51~56%
Test Engineer :	Stan Hsieh	**Polarization :**	Horizontal
Remark :	Spurious emissions within 30-10th harmonic were found more than 20dB below limit line.		

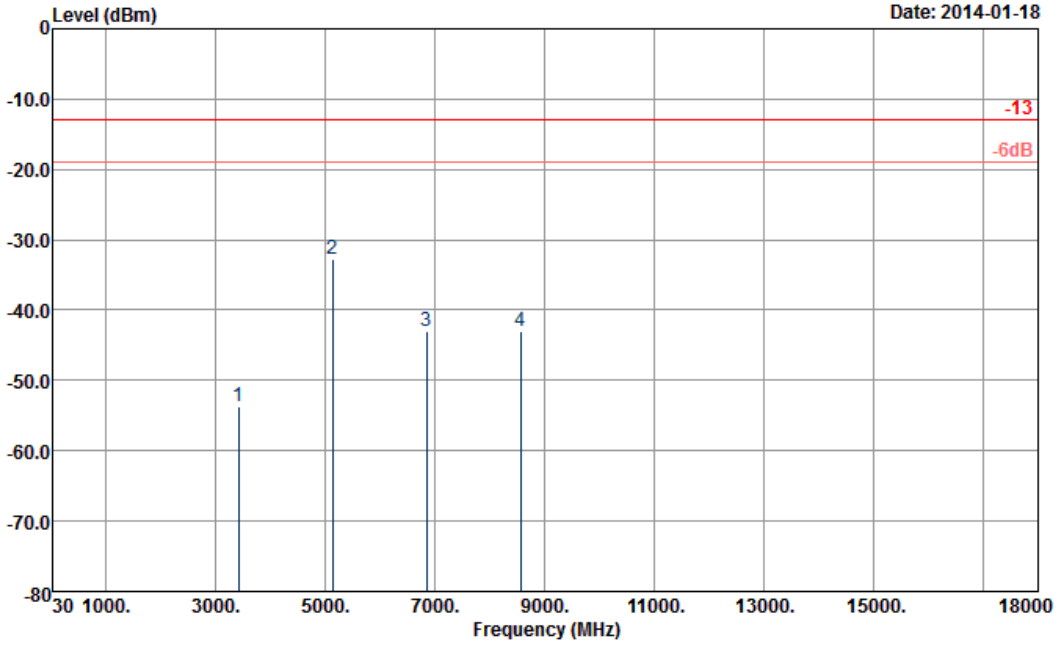

Site : 03CH07-HY
Condition : -13 HF-EIRP(080306) HORIZONTAL

Frequency (MHz)	EIRP (dBm)	Limit (dBm)	Over Limit (dB)	SPA Reading (dBm)	S.G. Power (dBm)	TX Cable loss (dB)	TX Antenna Gain (dBi)	Polarization (H/V)	Result
3420	-53.61	-13	-40.61	-67.39	-57.39	4.62	8.40	H	Pass
5135	-32.83	-13	-19.83	-51.03	-37.46	5.45	10.08	H	Pass
6850	-42.93	-13	-29.93	-69.29	-48.17	6.18	11.42	H	Pass
8558	-43.04	-13	-30.04	-69.44	-47.91	8.39	13.26	H	Pass

Band :	LTE Band 4	**Temperature :**	21~24°C
Test Mode :	20MHz QPSK RB Size 1 Offset 0	**Relative Humidity :**	51~56%
Test Engineer :	Stan Hsieh	**Polarization :**	Vertical
Remark :	Spurious emissions within 30-10th harmonic were found more than 20dB below limit line.		

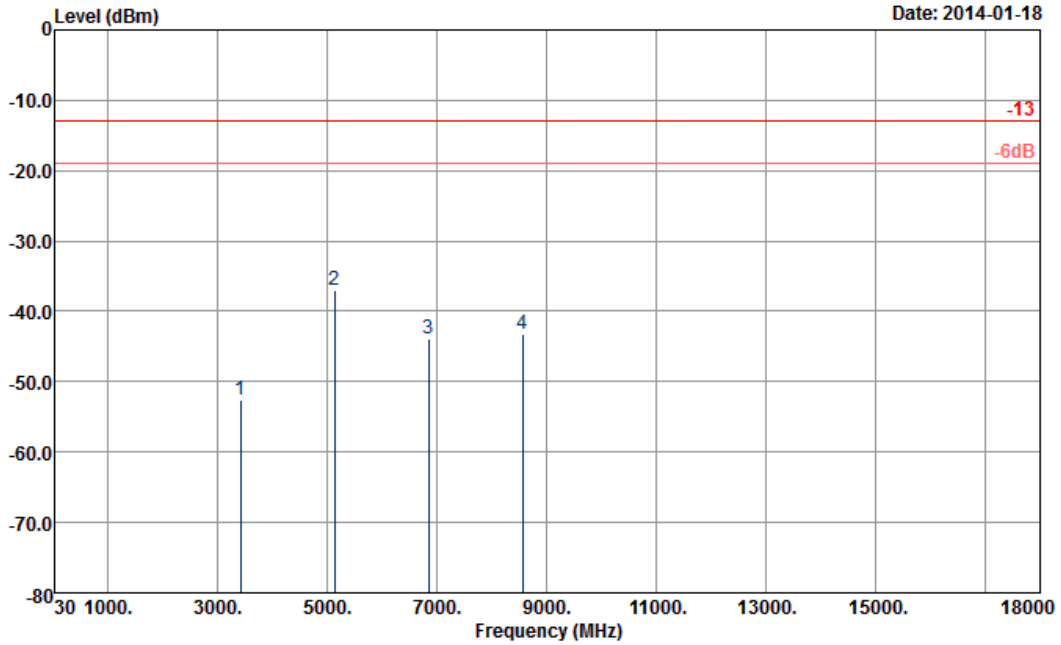

Site : 03CH07-HY
Condition : -13 HF-EIRP(080306) VERTICAL

Frequency (MHz)	EIRP (dBm)	Limit (dBm)	Over Limit (dB)	SPA Reading (dBm)	S.G. Power (dBm)	TX Cable loss (dB)	TX Antenna Gain (dBi)	Polarization (H/V)	Result
3420	-52.66	-13	-39.66	-68.65	-56.44	4.62	8.40	V	Pass
5135	-36.95	-13	-23.95	-55.48	-41.58	5.45	10.08	V	Pass
6850	-43.90	-13	-30.90	-68.78	-49.14	6.18	11.42	V	Pass
8558	-43.19	-13	-30.19	-68.32	-48.06	8.39	13.26	V	Pass

<Middle Channel>

Band :	LTE Band 4	**Temperature :**	21~24°C
Test Mode :	20MHz QPSK RB Size 1 Offset 0	**Relative Humidity :**	51~56%
Test Engineer :	Stan Hsieh	**Polarization :**	Horizontal
Remark :	Spurious emissions within 30-10th harmonic were found more than 20dB below limit line.		

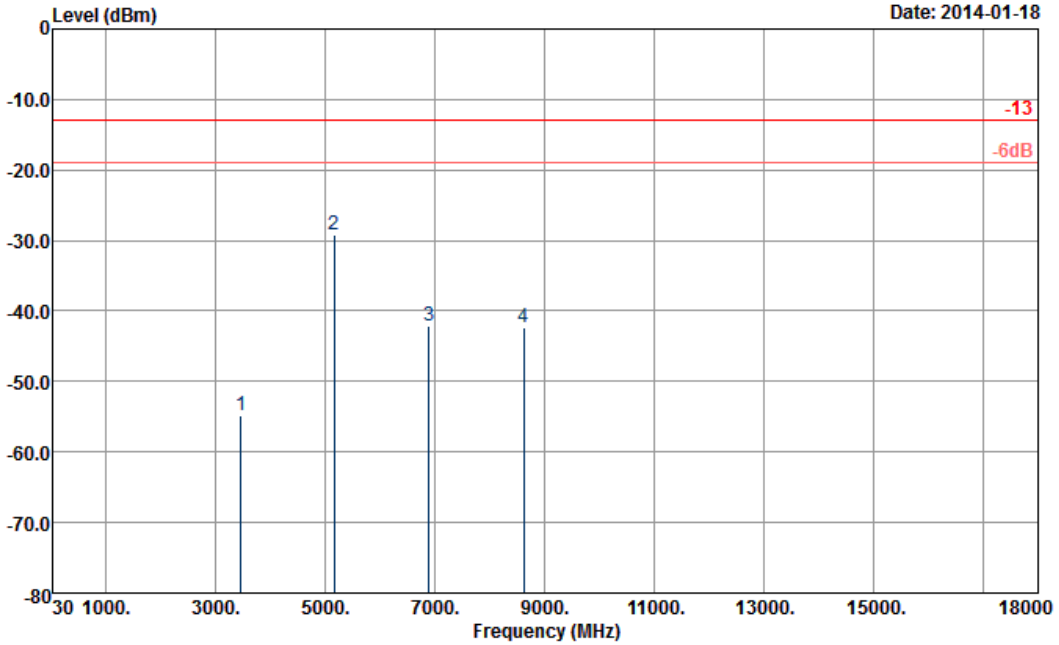

Frequency (MHz)	EIRP (dBm)	Limit (dBm)	Over Limit (dB)	SPA Reading (dBm)	S.G. Power (dBm)	TX Cable loss (dB)	TX Antenna Gain (dBi)	Polarization (H/V)	Result
3469	-54.88	-13	-41.88	-68.6	-58.71	4.48	8.31	H	Pass
5170	-29.25	-13	-16.25	-48.56	-33.89	5.332	9.98	H	Pass
6892	-42.22	-13	-29.22	-68.74	-47.46	6.1	11.34	H	Pass
8621	-42.35	-13	-29.35	-68.16	-47.27	8.25	13.17	H	Pass

Band :	LTE Band 4	**Temperature :**	21~24°C
Test Mode :	20MHz QPSK RB Size 1 Offset 0	**Relative Humidity :**	51~56%
Test Engineer :	Stan Hsieh	**Polarization :**	Vertical
Remark :	Spurious emissions within 30-10th harmonic were found more than 20dB below limit line.		

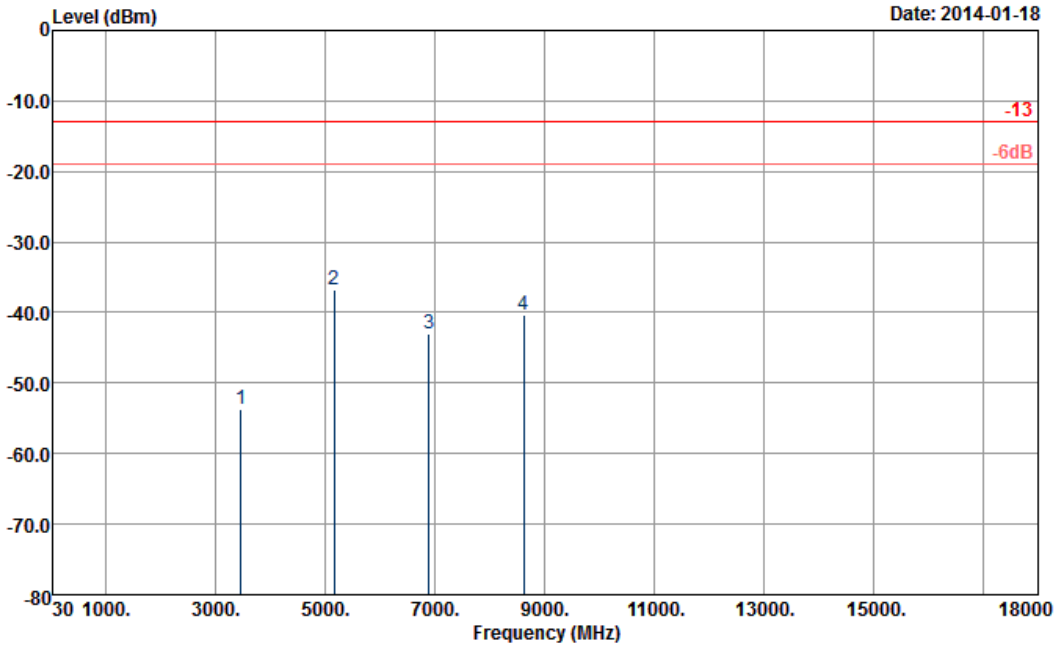

Site : 03CH07-HY
Condition : -13 HF-EIRP(080306) VERTICAL

Frequency (MHz)	EIRP (dBm)	Limit (dBm)	Over Limit (dB)	SPA Reading (dBm)	S.G. Power (dBm)	TX Cable loss (dB)	TX Antenna Gain (dBi)	Polarization (H/V)	Result
3469	-53.79	-13	-40.79	-68.6	-57.62	4.48	8.31	V	Pass
5170	-36.73	-13	-23.73	-54.88	-41.37	5.332	9.98	V	Pass
6892	-43.10	-13	-30.10	-68.48	-48.34	6.1	11.34	V	Pass
8621	-40.41	-13	-27.41	-66.17	-45.33	8.25	13.17	V	Pass

<High Channel>

Band :	LTE Band 4	**Temperature :**	21~24°C
Test Mode :	20MHz QPSK RB Size 1 Offset 0	**Relative Humidity :**	51~56%
Test Engineer :	Stan Hsieh	**Polarization :**	Horizontal
Remark :	Spurious emissions within 30-10th harmonic were found more than 20dB below limit line.		

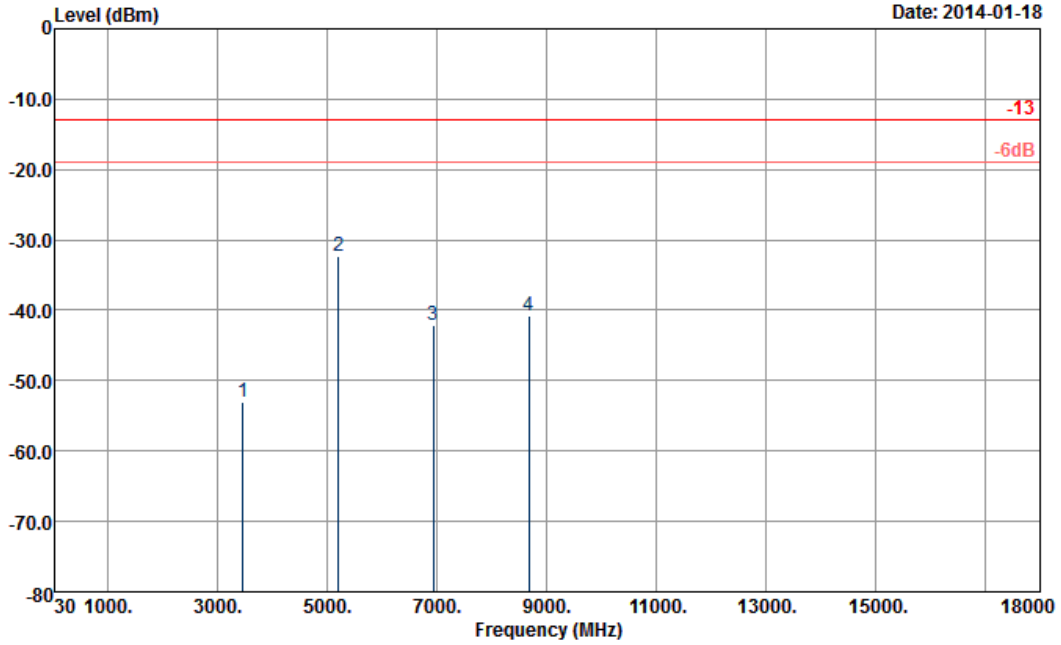

Site : 03CH07-HY
Condition : -13 HF-EIRP(080306) HORIZONTAL

Frequency (MHz)	EIRP (dBm)	Limit (dBm)	Over Limit (dB)	SPA Reading (dBm)	S.G. Power (dBm)	TX Cable loss (dB)	TX Antenna Gain (dBi)	Polarization (H/V)	Result
3469	-53.04	-13	-40.04	-67.86	-57.13	4.28	8.37	H	Pass
5205	-32.33	-13	-19.33	-51.2	-37.14	5.22	10.03	H	Pass
6941	-42.16	-13	-29.16	-68.8	-47.29	6.23	11.36	H	Pass
8677	-40.68	-13	-27.68	-66.37	-45.61	8.15	13.08	H	Pass

Band :	LTE Band 4	**Temperature :**	21~24°C
Test Mode :	20MHz QPSK RB Size 1 Offset 0	**Relative Humidity :**	51~56%
Test Engineer :	Stan Hsieh	**Polarization :**	Vertical
Remark :	Spurious emissions within 30-10th harmonic were found more than 20dB below limit line.		

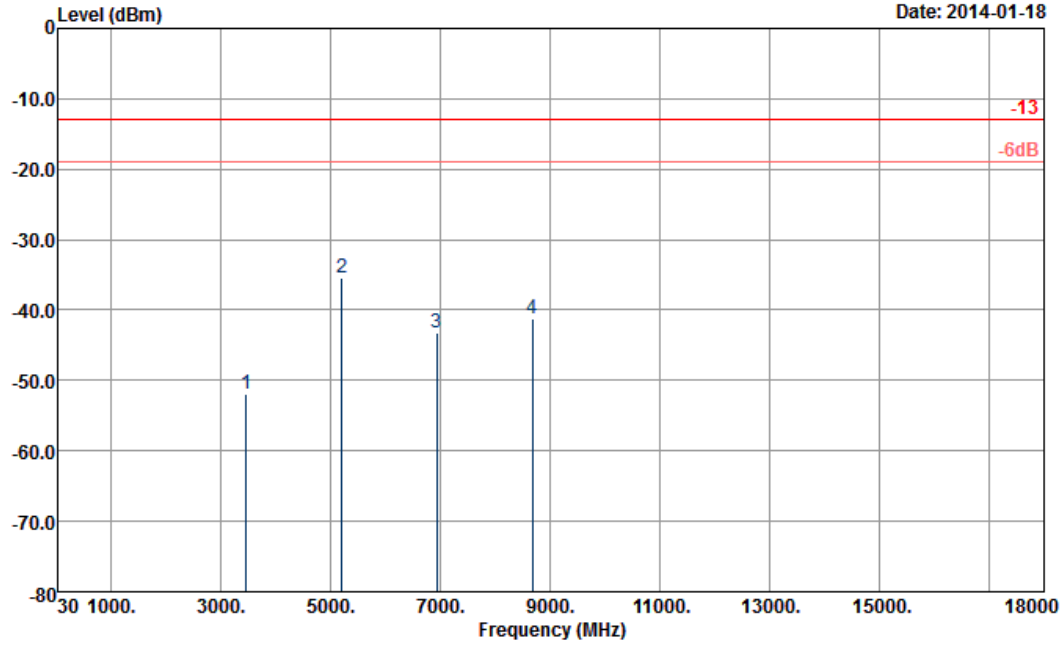

Site : 03CH07-HY
Condition : -13 HF-EIRP(080306) VERTICAL

Frequency (MHz)	EIRP (dBm)	Limit (dBm)	Over Limit (dB)	SPA Reading (dBm)	S.G. Power (dBm)	TX Cable loss (dB)	TX Antenna Gain (dBi)	Polarization (H/V)	Result
3469	-52.00	-13	-39.00	-67.59	-56.09	4.28	8.37	V	Pass
5205	-35.46	-13	-22.46	-53.95	-40.27	5.22	10.03	V	Pass
6941	-43.14	-13	-30.14	-68.9	-48.27	6.23	11.36	V	Pass
8677	-41.29	-13	-28.29	-67.22	-46.22	8.15	13.08	V	Pass

<Low Channel>

Band :	LTE Band 17	**Temperature :**	21~24°C
Test Mode :	5MHz QPSK RB Size 1 Offset 0	**Relative Humidity :**	51~56%
Test Engineer :	Stan Hsieh	**Polarization :**	Horizontal
Remark :	Spurious emissions within 30-10th harmonic were found more than 20dB below limit line.		

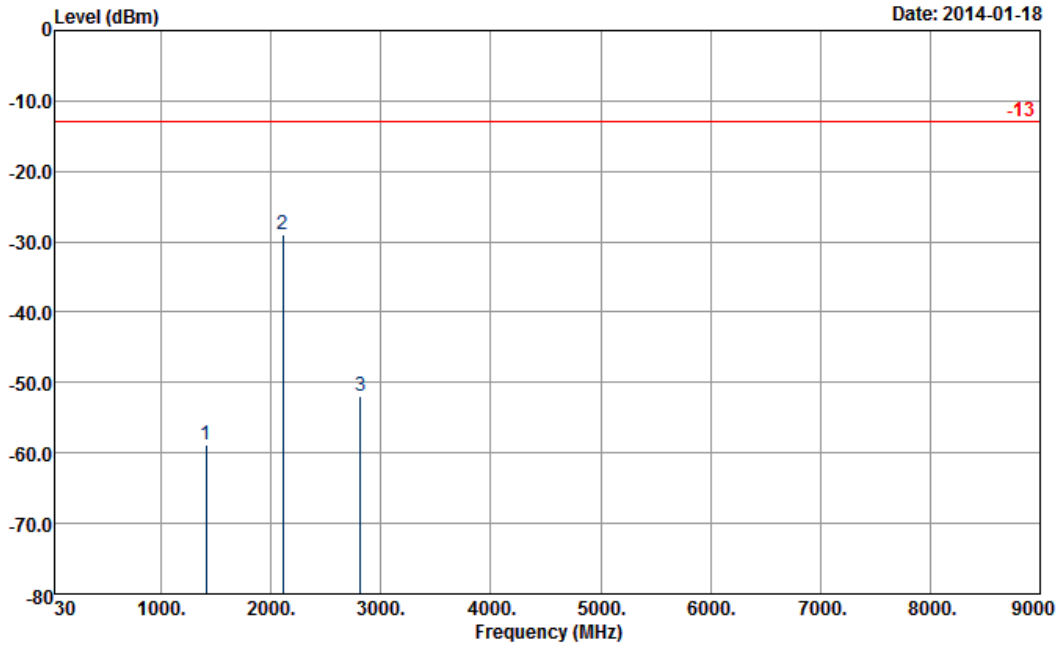

Site : 03CH07-HY
Condition : -13 HF-EIRP(080306) HORIZONTAL

Frequency (MHz)	ERP (dBm)	Limit (dBm)	Over Limit (dB)	SPA Reading (dBm)	S.G. Power (dBm)	TX Cable loss (dB)	TX Antenna Gain (dBi)	Polarization (H/V)	Result
1408	-58.78	-13	-45.78	-66.3	-62.87	1.51	5.60	H	Pass
2112	-28.99	-13	-15.99	-39.81	-33.17	1.82	6.00	H	Pass
2816	-51.93	-13	-38.93	-65.38	-56.71	2.2	6.98	H	Pass

Band :	LTE Band 17	**Temperature :**	21~24°C
Test Mode :	5MHz QPSK RB Size 1 Offset 0	**Relative Humidity :**	51~56%
Test Engineer :	Stan Hsieh	**Polarization :**	Vertical
Remark :	Spurious emissions within 30-10th harmonic were found more than 20dB below limit line.		

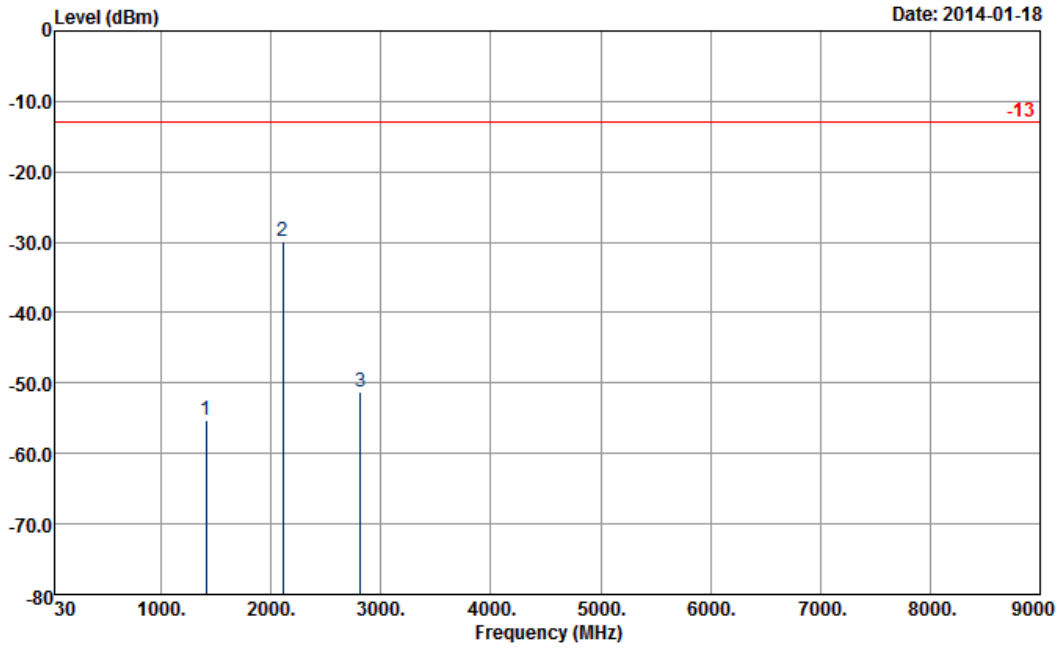

Site : 03CH07-HY
Condition : -13 HF-EIRP(080306) VERTICAL

Frequency (MHz)	ERP (dBm)	Limit (dBm)	Over Limit (dB)	SPA Reading (dBm)	S.G. Power (dBm)	TX Cable loss (dB)	TX Antenna Gain (dBi)	Polarization (H/V)	Result
1408	-55.17	-13	-42.17	-66.25	-59.26	1.51	5.60	V	Pass
2112	-29.95	-13	-16.95	-42.27	-34.13	1.82	6.00	V	Pass
2816	-51.30	-13	-38.30	-66.29	-56.08	2.2	6.98	V	Pass

<Middle Channel>

Band :	LTE Band 17	**Temperature :**	21~24°C
Test Mode :	5MHz QPSK RB Size 1 Offset 0	**Relative Humidity :**	51~56%
Test Engineer :	Stan Hsieh	**Polarization :**	Horizontal
Remark :	Spurious emissions within 30-10th harmonic were found more than 20dB below limit line.		

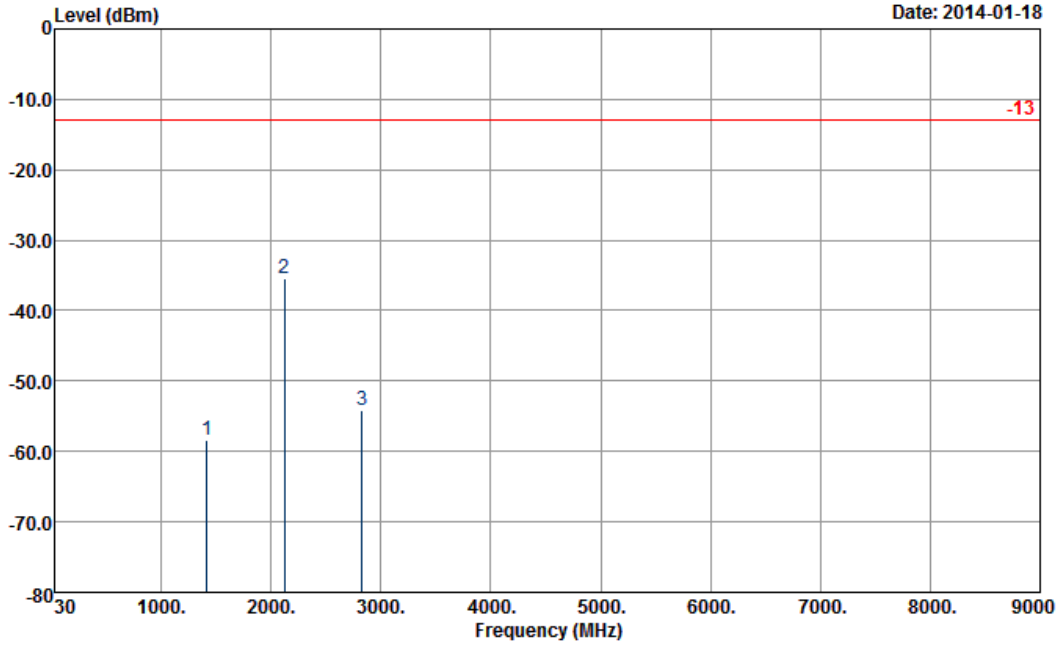

Site : 03CH07-HY
Condition : -13 HF-EIRP(080306) HORIZONTAL

Frequency (MHz)	ERP (dBm)	Limit (dBm)	Over Limit (dB)	SPA Reading (dBm)	S.G. Power (dBm)	TX Cable loss (dB)	TX Antenna Gain (dBi)	Polarization (H/V)	Result
1415	-58.42	-13	-45.42	-65.76	-62.5	1.53	5.61	H	Pass
2123	-35.53	-13	-22.53	-46.85	-39.7	1.85	6.02	H	Pass
2830	-54.04	-13	-41.04	-66.92	-58.8	2.24	7.00	H	Pass

Band :	LTE Band 17	**Temperature :**	21~24°C
Test Mode :	5MHz QPSK RB Size 1 Offset 0	**Relative Humidity :**	51~56%
Test Engineer :	Stan Hsieh	**Polarization :**	Vertical
Remark :	Spurious emissions within 30-10th harmonic were found more than 20dB below limit line.		

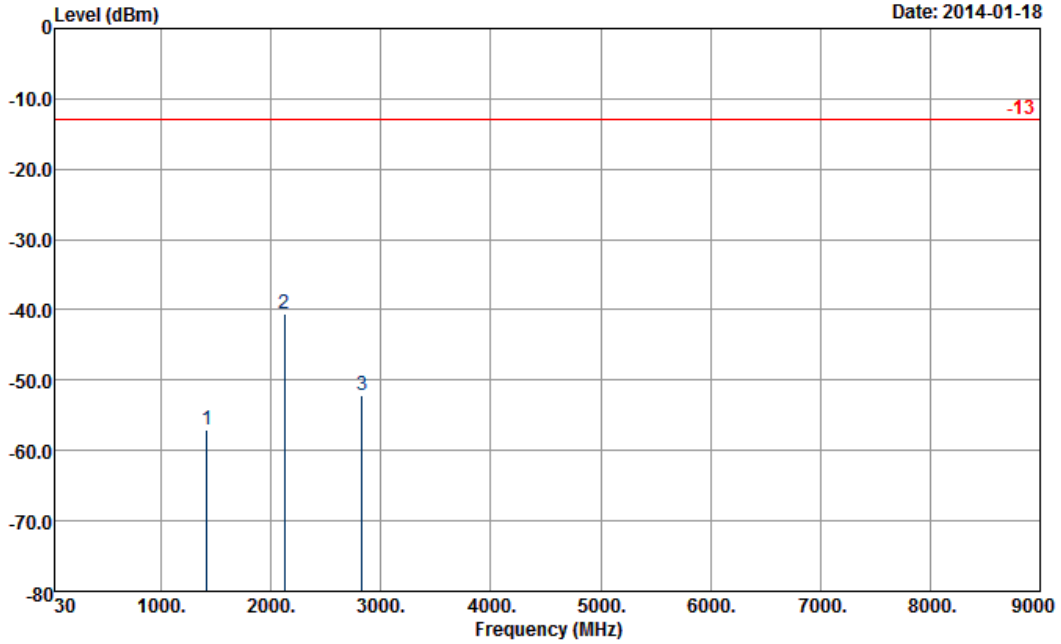

Site : 03CH07-HY
Condition : -13 HF-EIRP(080306) VERTICAL

Frequency (MHz)	ERP (dBm)	Limit (dBm)	Over Limit (dB)	SPA Reading (dBm)	S.G. Power (dBm)	TX Cable loss (dB)	TX Antenna Gain (dBi)	Polarization (H/V)	Result
1415	-57.12	-13	-44.12	-66.95	-61.2	1.53	5.61	V	Pass
2123	-40.63	-13	-27.63	-54.08	-44.8	1.85	6.02	V	Pass
2830	-52.14	-13	-39.14	-66.74	-56.9	2.24	7.00	V	Pass

<High Channel>

Band :	LTE Band 17	**Temperature :**	21~24°C
Test Mode :	5MHz QPSK RB Size 1 Offset 0	**Relative Humidity :**	51~56%
Test Engineer :	Stan Hsieh	**Polarization :**	Horizontal
Remark :	Spurious emissions within 30-10th harmonic were found more than 20dB below limit line.		

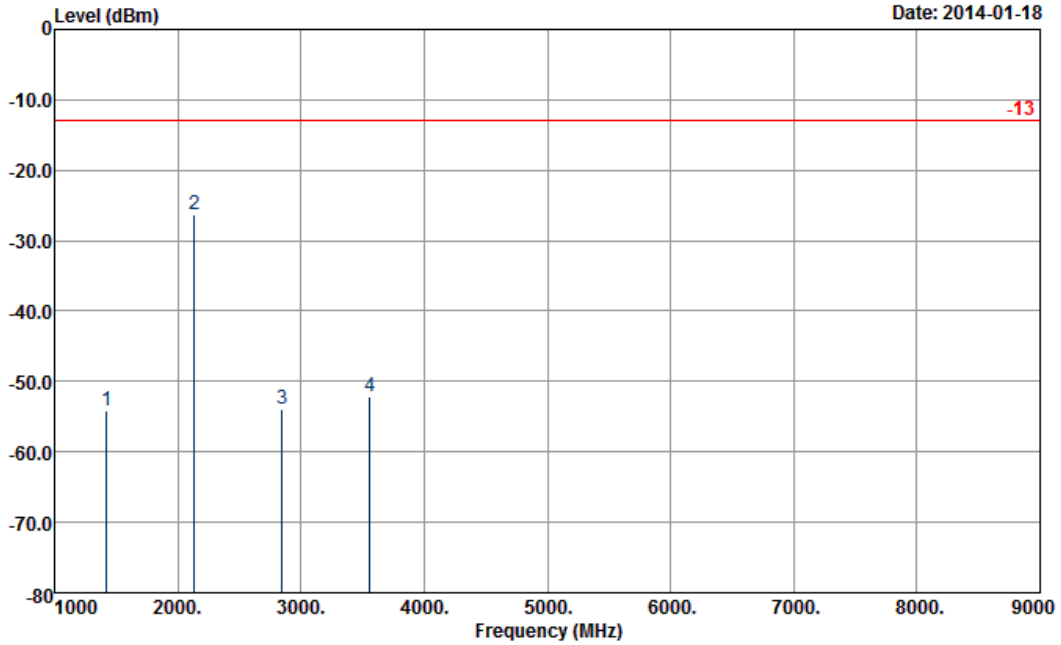

Frequency (MHz)	ERP (dBm)	Limit (dBm)	Over Limit (dB)	SPA Reading (dBm)	S.G. Power (dBm)	TX Cable loss (dB)	TX Antenna Gain (dBi)	Polarization (H/V)	Result
1424	-54.18	-13	-41.18	-69.09	-58.28	1.54	5.64	H	Pass
2136	-26.34	-13	-13.34	-38.03	-30.55	1.87	6.08	H	Pass
2848	-53.86	-13	-40.86	-66.46	-58.71	2.26	7.11	H	Pass
3560	-52.13	-13	-39.13	-66.71	-57.96	2.48	8.31	H	Pass

Band :	LTE Band 17	**Temperature :**	21~24°C
Test Mode :	5MHz QPSK RB Size 1 Offset 0	**Relative Humidity :**	51~56%
Test Engineer :	Stan Hsieh	**Polarization :**	Vertical
Remark :	Spurious emissions within 30-10th harmonic were found more than 20dB below limit line.		

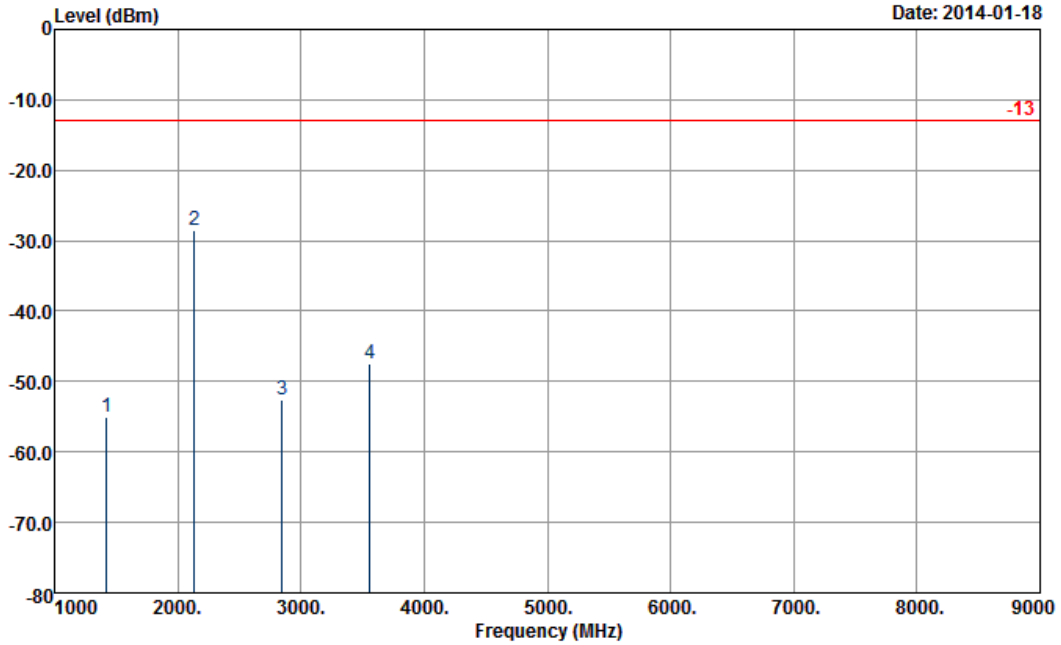

Site : 03CH07-HY
Condition : -13 HF-EIRP(080306) VERTICAL

Frequency (MHz)	ERP (dBm)	Limit (dBm)	Over Limit (dB)	SPA Reading (dBm)	S.G. Power (dBm)	TX Cable loss (dB)	TX Antenna Gain (dBi)	Polarization (H/V)	Result
1424	-54.99	-13	-41.99	-64.35	-59.09	1.54	5.64	V	Pass
2136	-28.50	-13	-15.50	-41.91	-32.71	1.87	6.08	V	Pass
2848	-52.48	-13	-39.48	-67.43	-57.33	2.26	7.11	V	Pass
3560	-47.54	-13	-34.54	-63.12	-53.37	2.48	8.31	V	Pass

<Low Channel>

Band :	LTE Band 17	**Temperature :**	21~24°C
Test Mode :	10MHz QPSK RB Size 1 Offset 0	**Relative Humidity :**	51~56%
Test Engineer :	Stan Hsieh	**Polarization :**	Horizontal
Remark :	Spurious emissions within 30-10th harmonic were found more than 20dB below limit line.		

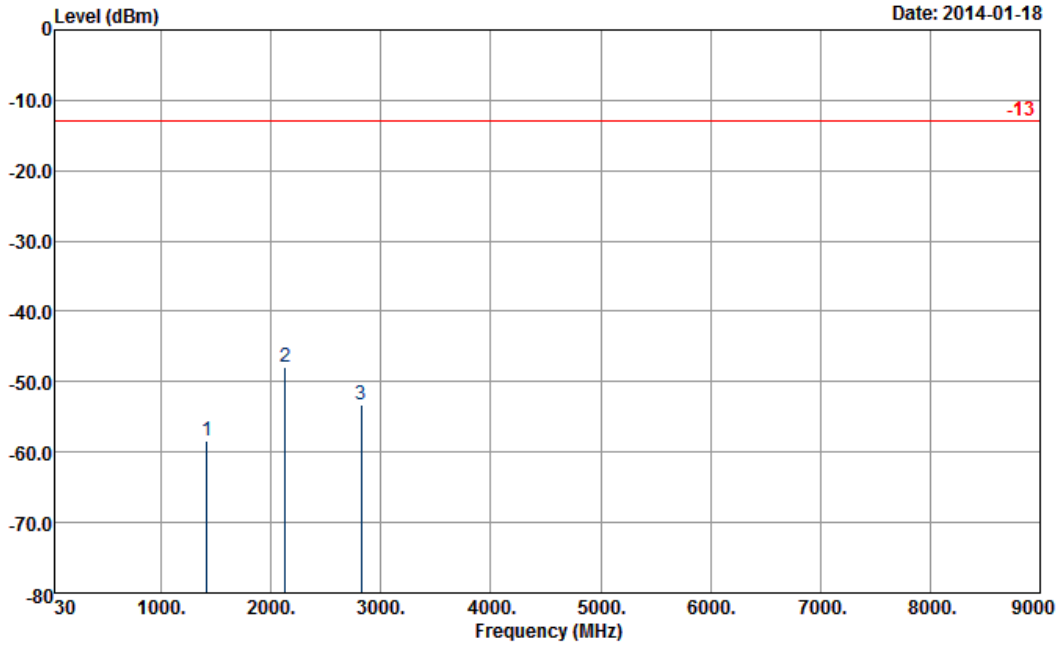

Site : 03CH07-HY
Condition : -13 HF-EIRP(080306) HORIZONTAL

Frequency (MHz)	ERP (dBm)	Limit (dBm)	Over Limit (dB)	SPA Reading (dBm)	S.G. Power (dBm)	TX Cable loss (dB)	TX Antenna Gain (dBi)	Polarization (H/V)	Result
1416	-58.36	-13	-45.36	-66.49	-62.45	1.52	5.61	H	Pass
2128	-47.82	-13	-34.82	-59.11	-52.01	1.83	6.02	H	Pass
2824	-53.23	-13	-40.23	-66.66	-58	2.24	7.01	H	Pass

Band :	LTE Band 17	**Temperature :**	21~24°C
Test Mode :	10MHz QPSK RB Size 1 Offset 0	**Relative Humidity :**	51~56%
Test Engineer :	Stan Hsieh	**Polarization :**	Vertical
Remark :	Spurious emissions within 30-10th harmonic were found more than 20dB below limit line.		

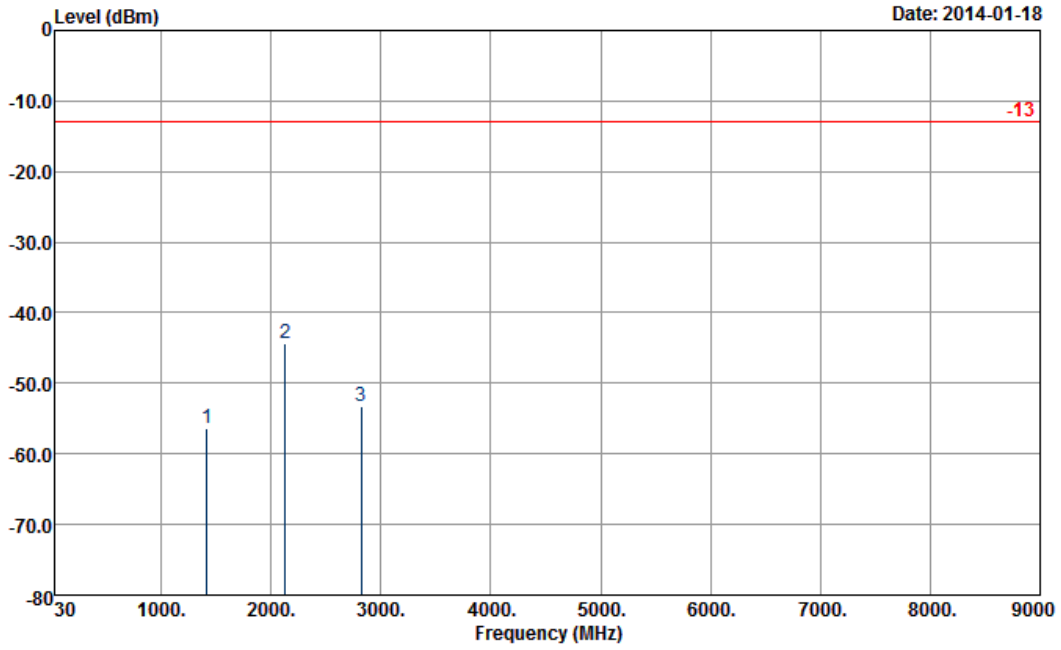

Site : 03CH07-HY
Condition : -13 HF-EIRP(080306) VERTICAL

Frequency (MHz)	ERP (dBm)	Limit (dBm)	Over Limit (dB)	SPA Reading (dBm)	S.G. Power (dBm)	TX Cable loss (dB)	TX Antenna Gain (dBi)	Polarization (H/V)	Result
1416	-56.48	-13	-43.48	-66.78	-60.58	1.51	5.61	V	Pass
2128	-44.42	-13	-31.42	-57.42	-48.62	1.82	6.02	V	Pass
2824	-53.34	-13	-40.34	-68.37	-58.15	2.2	7.01	V	Pass

<Middle Channel>

Band :	LTE Band 17	**Temperature :**	21~24°C
Test Mode :	10MHz QPSK RB Size 1 Offset 0	**Relative Humidity :**	51~56%
Test Engineer :	Stan Hsieh	**Polarization :**	Horizontal
Remark :	Spurious emissions within 30-10th harmonic were found more than 20dB below limit line.		

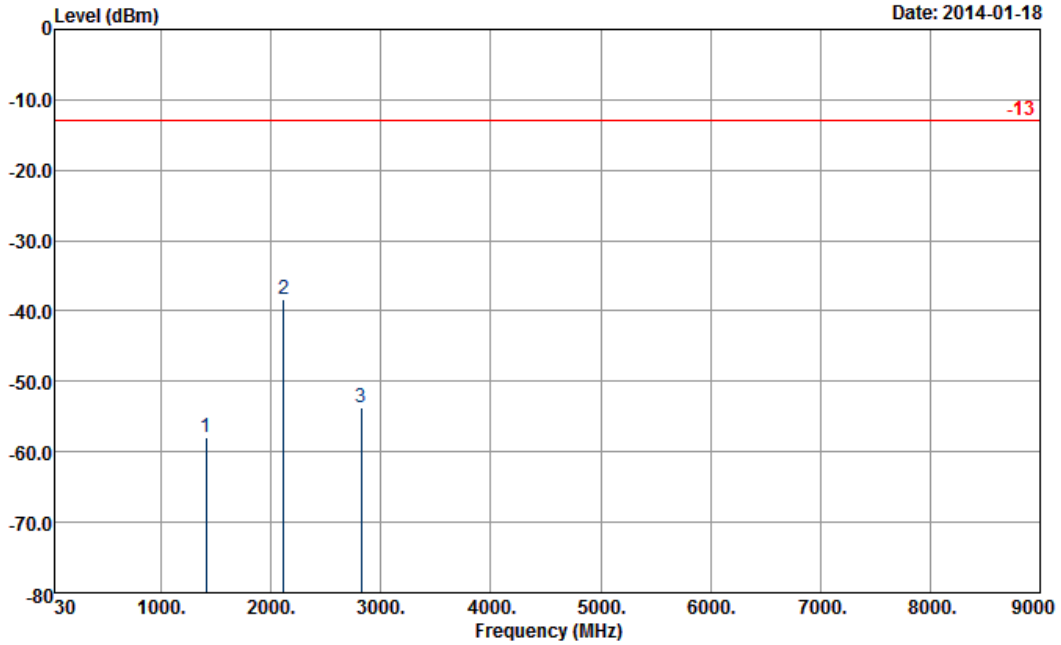

Site : 03CH07-HY
Condition : -13 HF-EIRP(080306) HORIZONTAL

Frequency (MHz)	ERP (dBm)	Limit (dBm)	Over Limit (dB)	SPA Reading (dBm)	S.G. Power (dBm)	TX Cable loss (dB)	TX Antenna Gain (dBi)	Polarization (H/V)	Result
1410	-58.02	-13	-45.02	-65.48	-62.1	1.53	5.61	H	Pass
2115	-38.33	-13	-25.33	-50.03	-42.5	1.85	6.02	H	Pass
2820	-53.74	-13	-40.74	-66.82	-58.5	2.24	7.00	H	Pass

Band :	LTE Band 17	**Temperature :**	21~24°C
Test Mode :	10MHz QPSK RB Size 1 Offset 0	**Relative Humidity :**	51~56%
Test Engineer :	Stan Hsieh	**Polarization :**	Vertical
Remark :	Spurious emissions within 30-10th harmonic were found more than 20dB below limit line.		

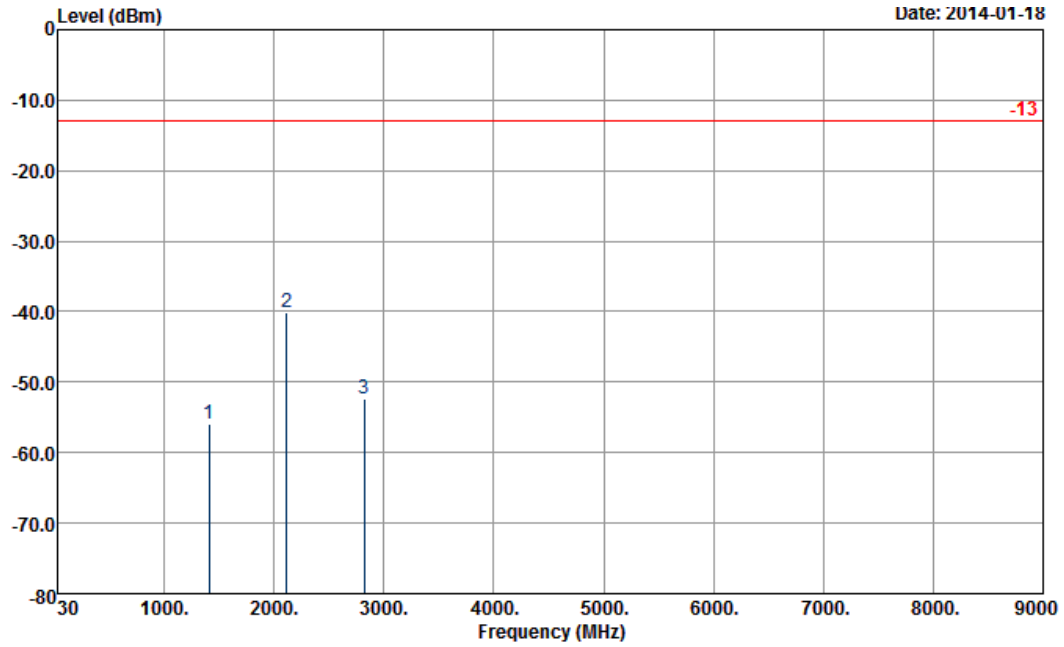

Site : 03CH07-HY
Condition : -13 HF-EIRP(080306) VERTICAL

Frequency (MHz)	ERP (dBm)	Limit (dBm)	Over Limit (dB)	SPA Reading (dBm)	S.G. Power (dBm)	TX Cable loss (dB)	TX Antenna Gain (dBi)	Polarization (H/V)	Result
1410	-56.02	-13	-43.02	-66.08	-60.1	1.53	5.61	V	Pass
2115	-40.03	-13	-27.03	-53.86	-44.2	1.85	6.02	V	Pass
2820	-52.34	-13	-39.34	-67.24	-57.1	2.24	7.00	V	Pass

<High Channel>

Band :	LTE Band 17	**Temperature :**	21~24°C
Test Mode :	10MHz QPSK RB Size 1 Offset 0	**Relative Humidity :**	51~56%
Test Engineer :	Stan Hsieh	**Polarization :**	Horizontal
Remark :	Spurious emissions within 30-10th harmonic were found more than 20dB below limit line.		

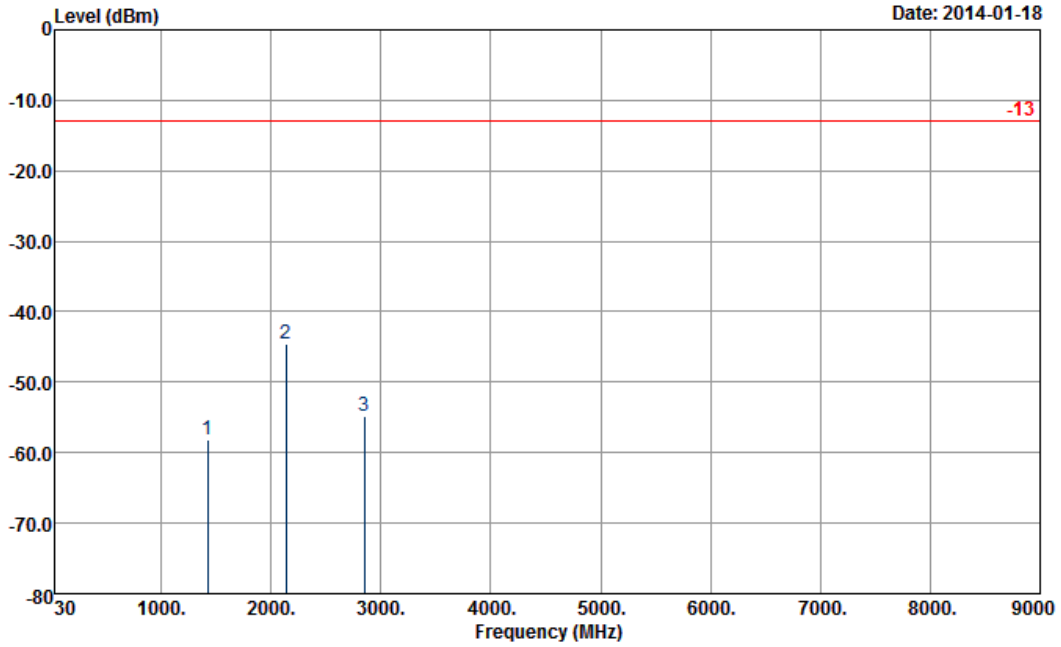

Site : 03CH07-HY
Condition : -13 HF-EIRP(080306) HORIZONTAL

Frequency (MHz)	ERP (dBm)	Limit (dBm)	Over Limit (dB)	SPA Reading (dBm)	S.G. Power (dBm)	TX Cable loss (dB)	TX Antenna Gain (dBi)	Polarization (H/V)	Result
1424	-58.26	-13	-45.26	-66.38	-62.36	1.53	5.63	H	Pass
2136	-44.58	-13	-31.58	-55.85	-48.78	1.88	6.08	H	Pass
2848	-54.79	-13	-41.79	-68.24	-59.63	2.27	7.11	H	Pass

Band :	LTE Band 17	**Temperature :**	21~24°C
Test Mode :	10MHz QPSK RB Size 1 Offset 0	**Relative Humidity :**	51~56%
Test Engineer :	Stan Hsieh	**Polarization :**	Vertical
Remark :	Spurious emissions within 30-10th harmonic were found more than 20dB below limit line.		

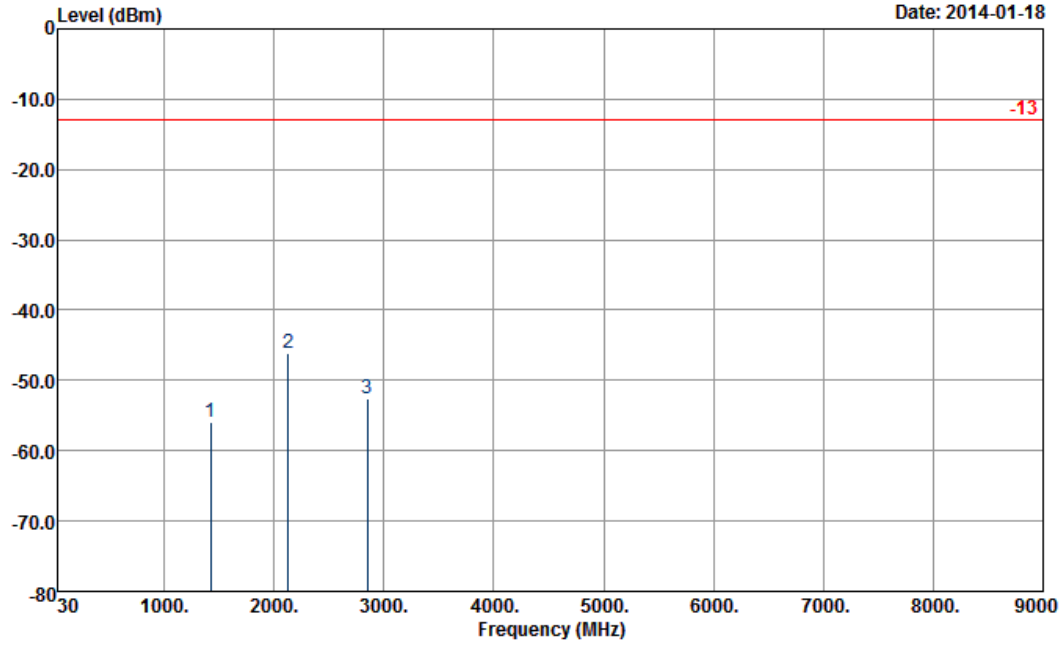

Site : 03CH07-HY
Condition : -13 HF-EIRP(080306) VERTICAL

Frequency (MHz)	ERP (dBm)	Limit (dBm)	Over Limit (dB)	SPA Reading (dBm)	S.G. Power (dBm)	TX Cable loss (dB)	TX Antenna Gain (dBi)	Polarization (H/V)	Result
1424	-55.91	-13	-42.91	-66.3	-60.01	1.53	5.63	V	Pass
2128	-46.17	-13	-33.17	-59.27	-50.37	1.88	6.08	V	Pass
2848	-52.70	-13	-39.70	-67.97	-57.54	2.27	7.11	V	Pass

<Low Channel>

Band :	LTE Band 7	**Temperature :**	21~24°C
Test Mode :	5MHz QPSK RB Size 1 Offset 0	**Relative Humidity :**	51~56%
Test Engineer :	Stan Hsieh	**Polarization :**	Horizontal
Remark :	Spurious emissions within 30-10th harmonic were found more than 20dB below limit line.		

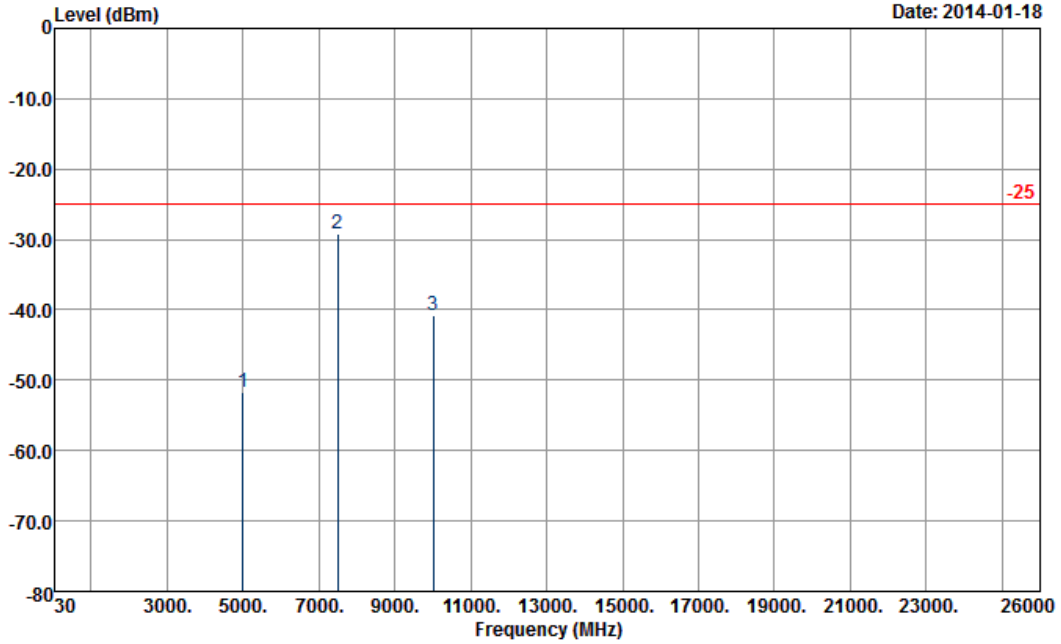

Site : 03CH07-HY
Condition : -25 HF-EIRP(080306) HORIZONTAL

Frequency (MHz)	EIRP (dBm)	Limit (dBm)	Over Limit (dB)	SPA Reading (dBm)	S.G. Power (dBm)	TX Cable loss (dB)	TX Antenna Gain (dBi)	Polarization (H/V)	Result
4998	-51.73	-25	-26.73	-69.59	-55.29	6.78	10.34	H	Pass
7500	-29.24	-25	-4.24	-55.83	-32.28	9.22	12.26	H	Pass
10002	-40.67	-25	-15.67	-69.39	-45.01	8.51	12.85	H	Pass

Band :	LTE Band 7	**Temperature :**	21~24°C
Test Mode :	5MHz QPSK RB Size 1 Offset 0	**Relative Humidity :**	51~56%
Test Engineer :	Stan Hsieh	**Polarization :**	Vertical
Remark :	Spurious emissions within 30-10th harmonic were found more than 20dB below limit line.		

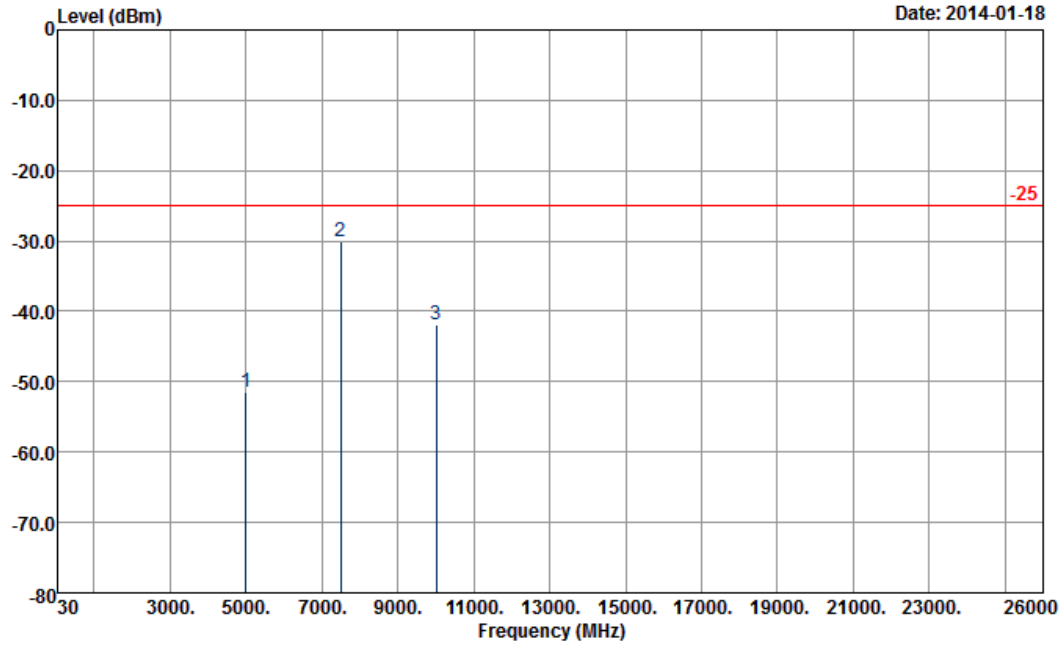

Site : 03CH07-HY
Condition : -25 HF-EIRP(080306) VERTICAL

Frequency (MHz)	EIRP (dBm)	Limit (dBm)	Over Limit (dB)	SPA Reading (dBm)	S.G. Power (dBm)	TX Cable loss (dB)	TX Antenna Gain (dBi)	Polarization (H/V)	Result
4998	-51.56	-25	-26.56	-69.53	-55.12	6.78	10.34	V	Pass
7500	-30.17	-25	-5.17	-56.66	-33.21	9.22	12.26	V	Pass
10002	-41.97	-25	-16.97	-69.71	-46.31	8.51	12.85	V	Pass

<Middle Channel>

Band :	LTE Band 7	**Temperature :**	21~24°C
Test Mode :	5MHz QPSK RB Size 1 Offset 0	**Relative Humidity :**	51~56%
Test Engineer :	Stan Hsieh	**Polarization :**	Horizontal
Remark :	Spurious emissions within 30-10th harmonic were found more than 20dB below limit line.		

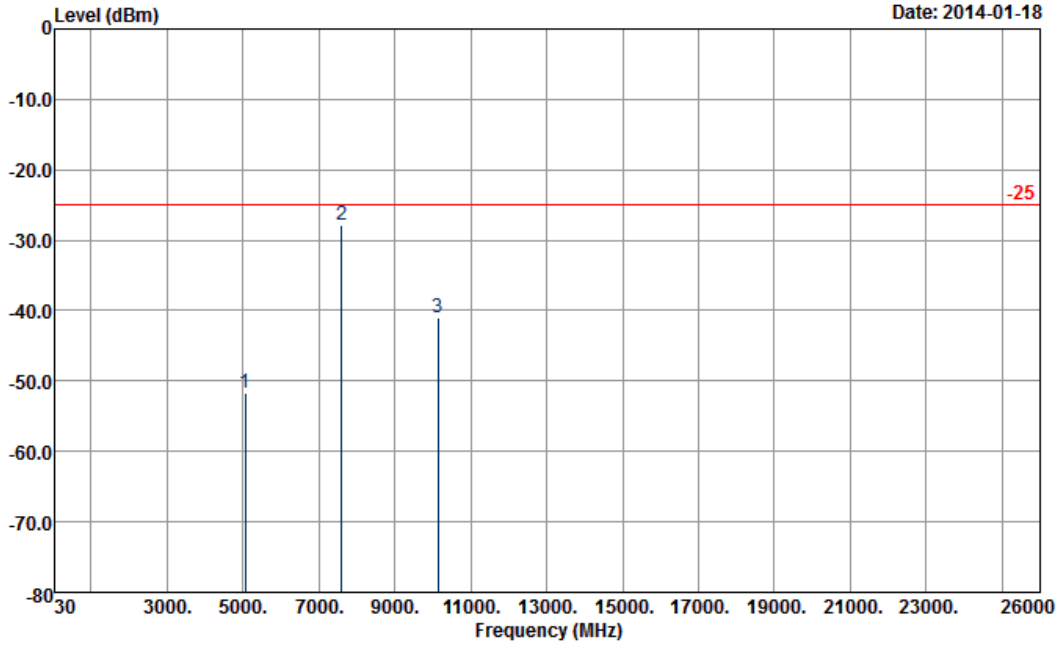

Site : 03CH07-HY
Condition : -25 HF-EIRP(080306) HORIZONTAL

Frequency (MHz)	EIRP (dBm)	Limit (dBm)	Over Limit (dB)	SPA Reading (dBm)	S.G. Power (dBm)	TX Cable loss (dB)	TX Antenna Gain (dBi)	Polarization (H/V)	Result
5064	-51.72	-25	-26.72	-69.91	-55.21	6.83	10.32	H	Pass
7596	-27.75	-25	-2.75	-54.49	-28.64	9.31	10.20	H	Pass
10128	-41.07	-25	-16.07	-69.99	-45.13	8.62	12.68	H	Pass

Band :	LTE Band 7	**Temperature :**	21~24°C
Test Mode :	5MHz QPSK RB Size 1 Offset 0	**Relative Humidity :**	51~56%
Test Engineer :	Stan Hsieh	**Polarization :**	Vertical
Remark :	Spurious emissions within 30-10th harmonic were found more than 20dB below limit line.		

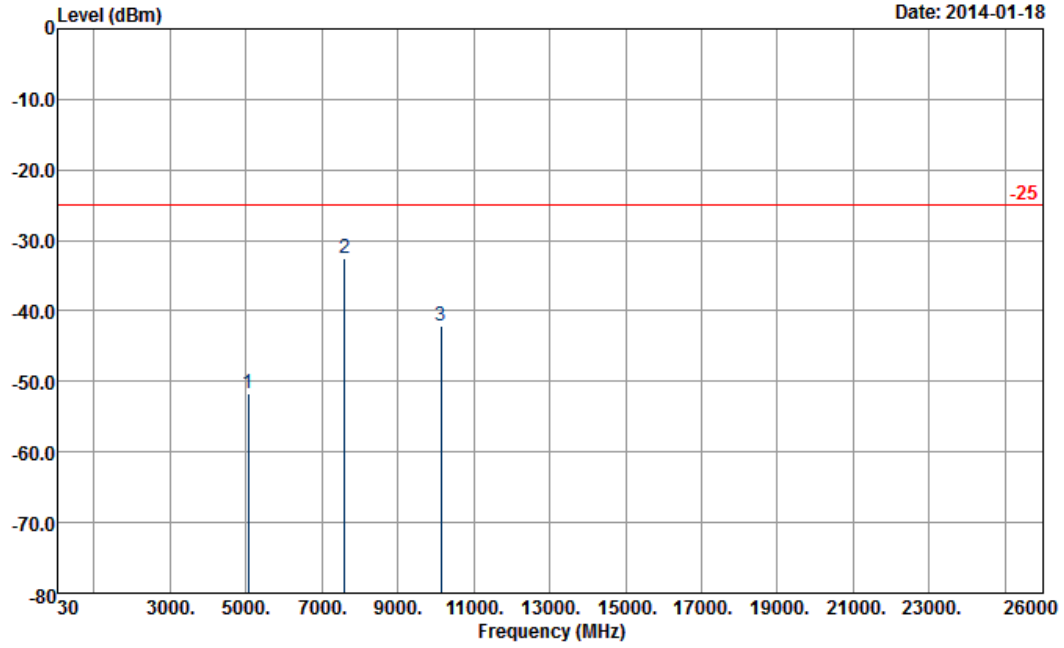

Site : 03CH07-HY
Condition : -25 HF-EIRP(080306) VERTICAL

Frequency (MHz)	EIRP (dBm)	Limit (dBm)	Over Limit (dB)	SPA Reading (dBm)	S.G. Power (dBm)	TX Cable loss (dB)	TX Antenna Gain (dBi)	Polarization (H/V)	Result
5064	-51.65	-25	-26.65	-69.95	-55.14	6.83	10.32	V	Pass
7596	-32.62	-25	-7.62	-59.17	-33.51	9.31	10.20	V	Pass
10128	-42.12	-25	-17.12	-69.97	-46.18	8.62	12.68	V	Pass

<High Channel>

Band :	LTE Band 7	**Temperature :**	21~24°C
Test Mode :	5MHz QPSK RB Size 1 Offset 0	**Relative Humidity :**	51~56%
Test Engineer :	Stan Hsieh	**Polarization :**	Horizontal
Remark :	Spurious emissions within 30-10th harmonic were found more than 20dB below limit line.		

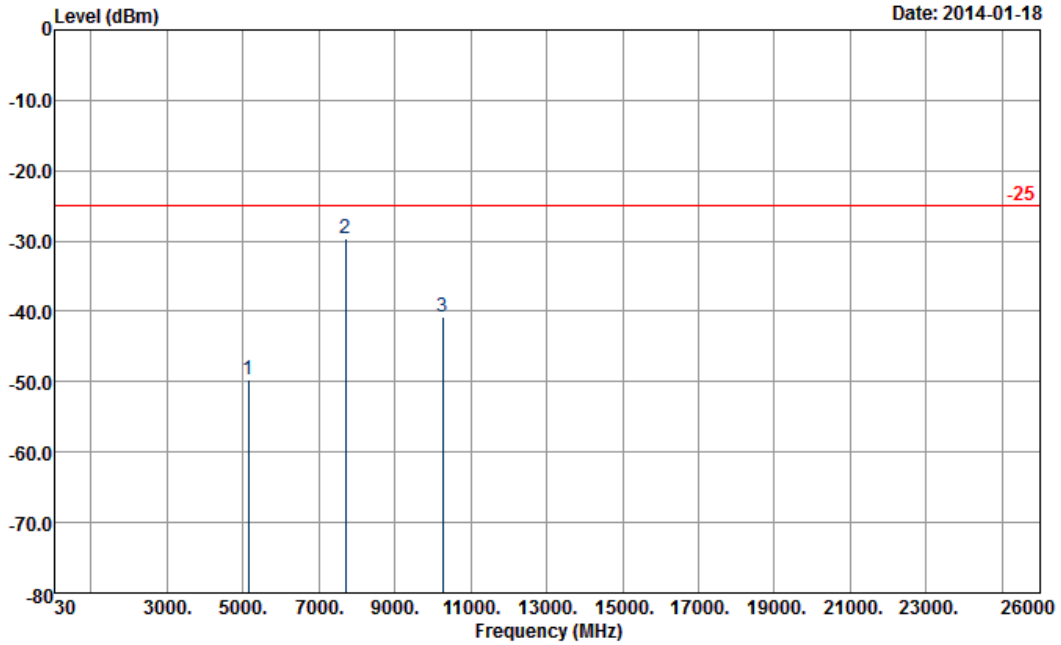

Site : 03CH07-HY
Condition : -25 HF-EIRP(080306) HORIZONTAL

Frequency (MHz)	EIRP (dBm)	Limit (dBm)	Over Limit (dB)	SPA Reading (dBm)	S.G. Power (dBm)	TX Cable loss (dB)	TX Antenna Gain (dBi)	Polarization (H/V)	Result
5130	-49.73	-25	-24.73	-68.22	-53.26	6.9	10.43	H	Pass
7698	-29.59	-25	-4.59	-55.6	-32.52	9.39	12.32	H	Pass
10266	-40.74	-25	-15.74	-69.62	-44.88	8.71	12.85	H	Pass

Band :	LTE Band 7	**Temperature :**	21~24°C
Test Mode :	5MHz QPSK RB Size 1 Offset 0	**Relative Humidity :**	51~56%
Test Engineer :	Stan Hsieh	**Polarization :**	Vertical
Remark :	Spurious emissions within 30-10th harmonic were found more than 20dB below limit line.		

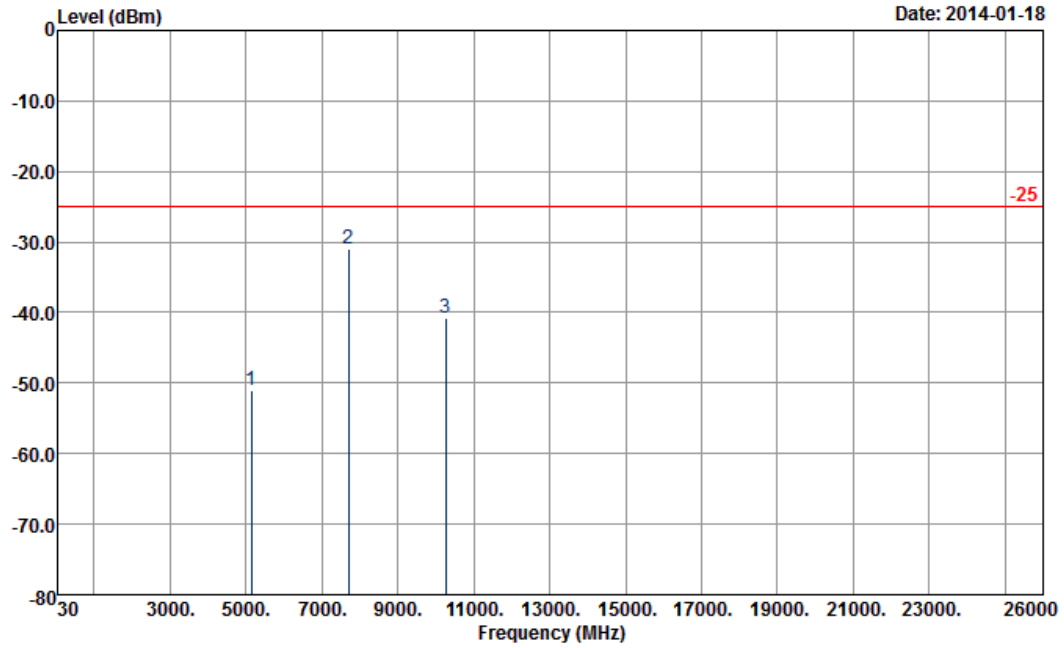

Site : 03CH07-HY
Condition : -25 HF-EIRP(080306) VERTICAL

Frequency (MHz)	EIRP (dBm)	Limit (dBm)	Over Limit (dB)	SPA Reading (dBm)	S.G. Power (dBm)	TX Cable loss (dB)	TX Antenna Gain (dBi)	Polarization (H/V)	Result
5130	-50.94	-25	-25.94	-69.29	-54.47	6.9	10.43	V	Pass
7698	-31.08	-25	-6.08	-56.88	-34.01	9.39	12.32	V	Pass
10266	-40.79	-25	-15.79	-68.73	-44.93	8.71	12.85	V	Pass

<Low Channel>

Band :	LTE Band 7	**Temperature :**	21~24°C
Test Mode :	10MHz QPSK RB Size 1 Offset 0	**Relative Humidity :**	51~56%
Test Engineer :	Stan Hsieh	**Polarization :**	Horizontal
Remark :	Spurious emissions within 30-10th harmonic were found more than 20dB below limit line.		

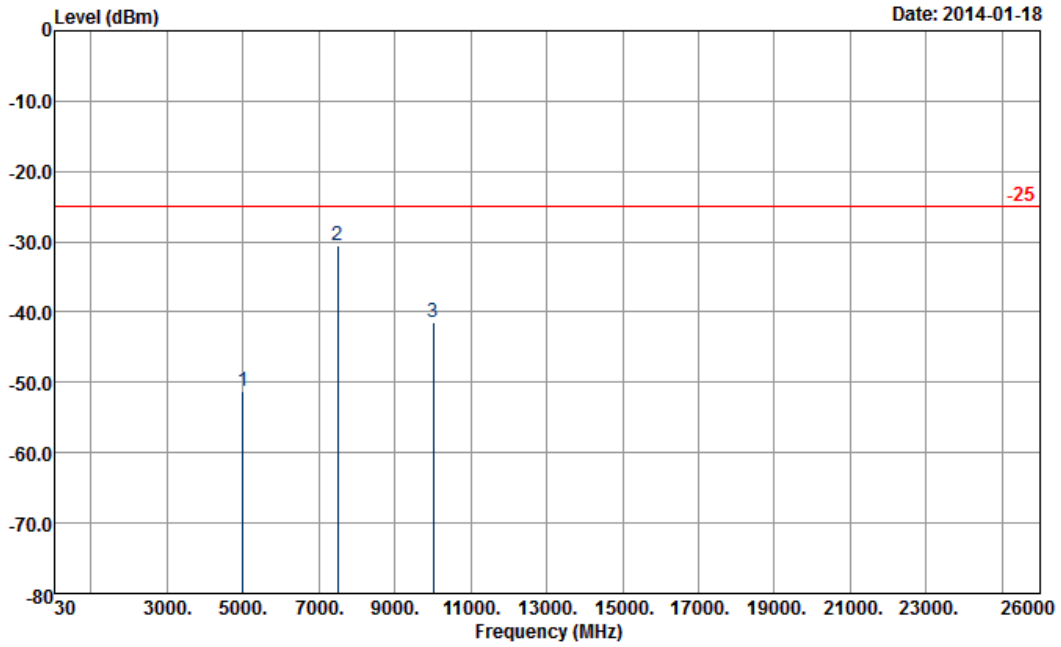

Site : 03CH07-HY
Condition : -25 HF-EIRP(080306) HORIZONTAL

Frequency (MHz)	EIRP (dBm)	Limit (dBm)	Over Limit (dB)	SPA Reading (dBm)	S.G. Power (dBm)	TX Cable loss (dB)	TX Antenna Gain (dBi)	Polarization (H/V)	Result
4998	-51.21	-25	-26.21	-69.07	-54.75	6.81	10.35	H	Pass
7500	-30.50	-25	-5.50	-58.09	-33.48	9.26	12.24	H	Pass
10002	-41.37	-25	-16.37	-70.07	-45.66	8.54	12.83	H	Pass

Band :	LTE Band 7	**Temperature :**	21~24°C
Test Mode :	10MHz QPSK RB Size 1 Offset 0	**Relative Humidity :**	51~56%
Test Engineer :	Stan Hsieh	**Polarization :**	Vertical
Remark :	Spurious emissions within 30-10th harmonic were found more than 20dB below limit line.		

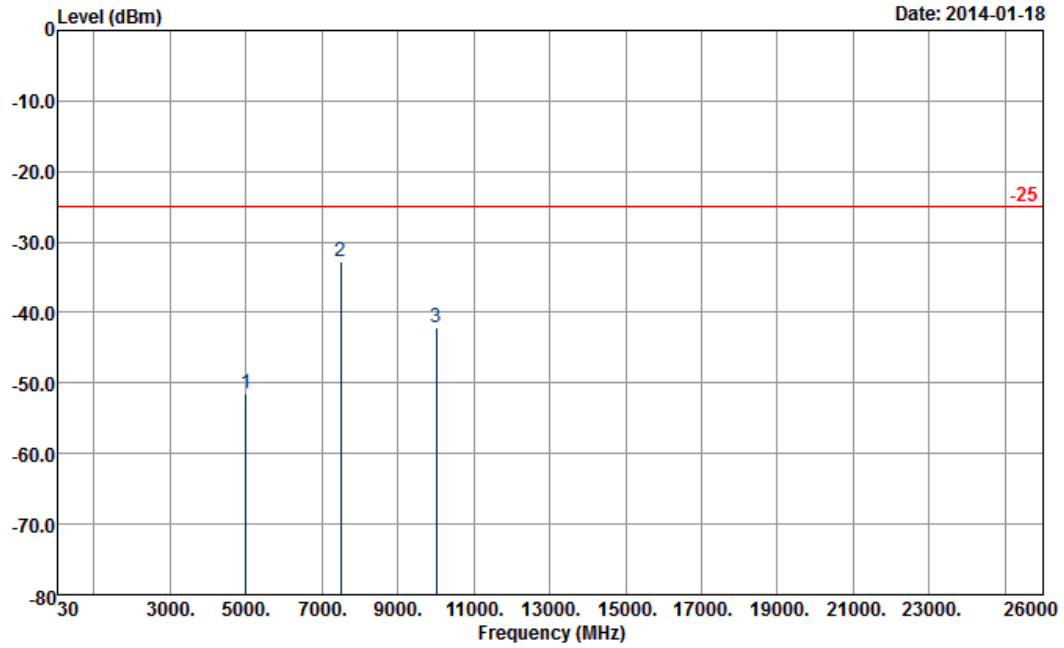

Site : 03CH07-HY
Condition : -25 HF-EIRP(080306) VERTICAL

Frequency (MHz)	EIRP (dBm)	Limit (dBm)	Over Limit (dB)	SPA Reading (dBm)	S.G. Power (dBm)	TX Cable loss (dB)	TX Antenna Gain (dBi)	Polarization (H/V)	Result
4998	-51.46	-25	-26.46	-69.43	-55	6.81	10.35	V	Pass
7500	-32.66	-25	-7.66	-60.03	-35.64	9.26	12.24	V	Pass
10002	-42.13	-25	-17.13	-69.97	-46.42	8.54	12.83	V	Pass

<Middle Channel>

Band :	LTE Band 7	**Temperature :**	21~24°C
Test Mode :	10MHz QPSK RB Size 1 Offset 0	**Relative Humidity :**	51~56%
Test Engineer :	Stan Hsieh	**Polarization :**	Horizontal
Remark :	Spurious emissions within 30-10th harmonic were found more than 20dB below limit line.		

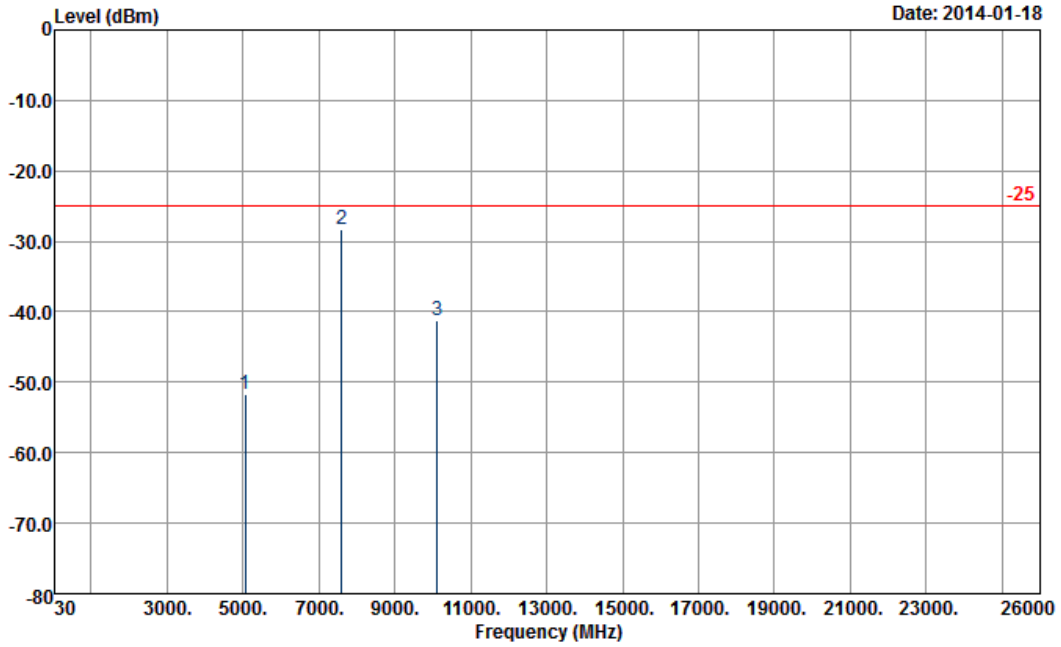

Site : 03CH07-HY
Condition : -25 HF-EIRP(080306) HORIZONTAL

Frequency (MHz)	EIRP (dBm)	Limit (dBm)	Over Limit (dB)	SPA Reading (dBm)	S.G. Power (dBm)	TX Cable loss (dB)	TX Antenna Gain (dBi)	Polarization (H/V)	Result
5060	-51.66	-25	-26.66	-69.94	-55.15	6.83	10.32	H	Pass
7592	-28.37	-25	-3.37	-55.18	-29.26	9.31	10.20	H	Pass
10120	-41.30	-25	-16.30	-70.14	-45.36	8.62	12.68	H	Pass

Band :	LTE Band 7	**Temperature :**	21~24°C
Test Mode :	10MHz QPSK RB Size 1 Offset 0	**Relative Humidity :**	51~56%
Test Engineer :	Stan Hsieh	**Polarization :**	Vertical
Remark :	Spurious emissions within 30-10th harmonic were found more than 20dB below limit line.		

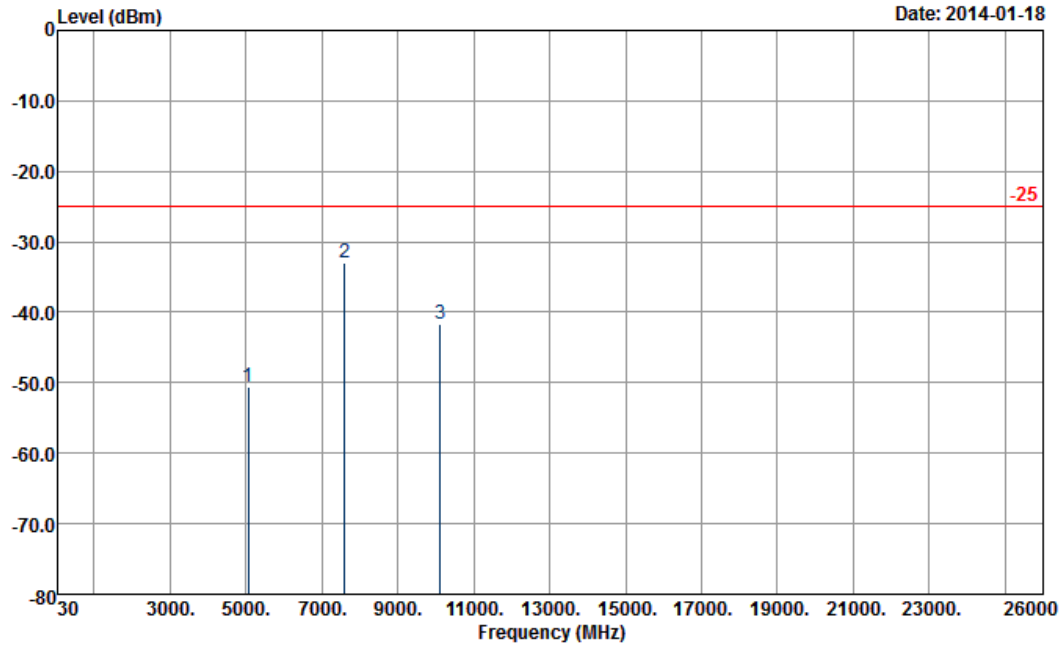

Site : 03CH07-HY
Condition : -25 HF-EIRP(080306) VERTICAL

Frequency (MHz)	EIRP (dBm)	Limit (dBm)	Over Limit (dB)	SPA Reading (dBm)	S.G. Power (dBm)	TX Cable loss (dB)	TX Antenna Gain (dBi)	Polarization (H/V)	Result
5060	-50.63	-25	-25.63	-68.9	-54.12	6.83	10.32	V	Pass
7592	-33.03	-25	-8.03	-59.54	-33.92	9.31	10.20	V	Pass
10120	-41.67	-25	-16.67	-69.69	-45.73	8.62	12.68	V	Pass

<High Channel>

Band :	LTE Band 7	**Temperature :**	21~24°C
Test Mode :	10MHz QPSK RB Size 1 Offset 0	**Relative Humidity :**	51~56%
Test Engineer :	Stan Hsieh	**Polarization :**	Horizontal
Remark :	Spurious emissions within 30-10th harmonic were found more than 20dB below limit line.		

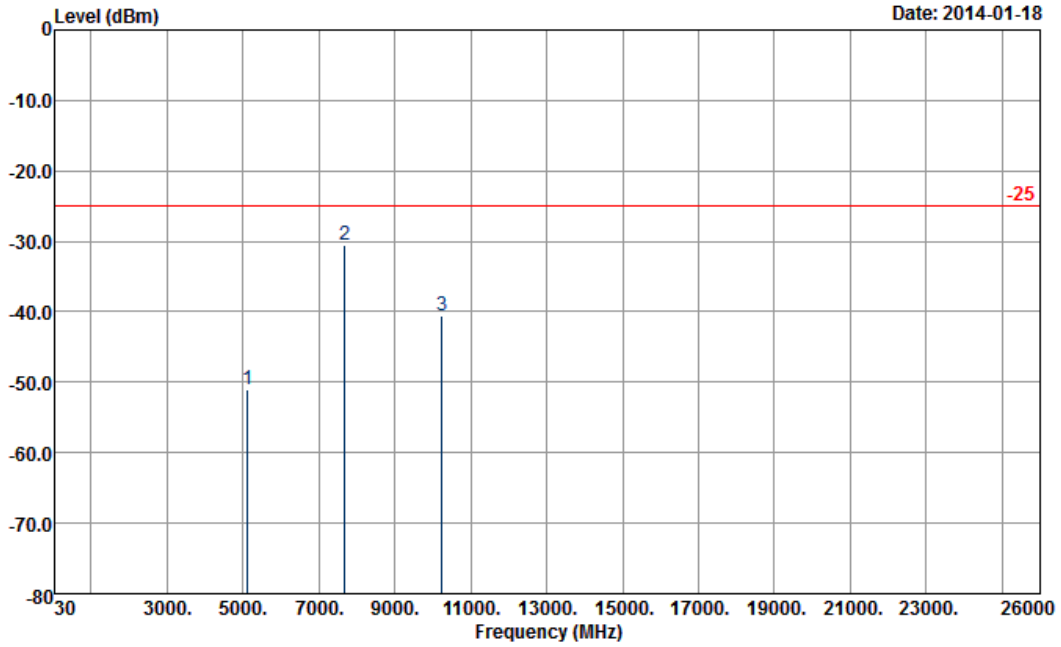

Site : 03CH07-HY
Condition : -25 HF-EIRP(080306) HORIZONTAL

Frequency (MHz)	EIRP (dBm)	Limit (dBm)	Over Limit (dB)	SPA Reading (dBm)	S.G. Power (dBm)	TX Cable loss (dB)	TX Antenna Gain (dBi)	Polarization (H/V)	Result
5118	-50.98	-25	-25.98	-69.4	-54.52	6.88	10.42	H	Pass
7680	-30.47	-25	-5.47	-56.61	-33.41	9.37	12.31	H	Pass
10242	-40.47	-25	-15.47	-69.53	-44.66	8.64	12.83	H	Pass

Band :	LTE Band 7	**Temperature :**	21~24°C
Test Mode :	10MHz QPSK RB Size 1 Offset 0	**Relative Humidity :**	51~56%
Test Engineer :	Stan Hsieh	**Polarization :**	Vertical
Remark :	Spurious emissions within 30-10th harmonic were found more than 20dB below limit line.		

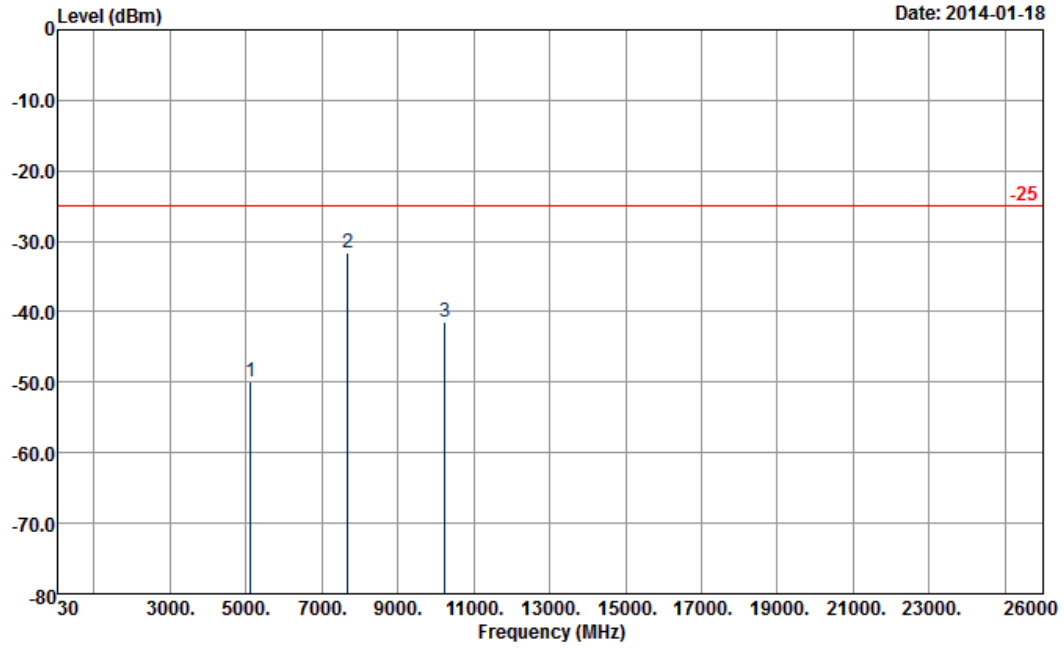

Site : 03CH07-HY
Condition : -25 HF-EIRP(080306) VERTICAL

Frequency (MHz)	EIRP (dBm)	Limit (dBm)	Over Limit (dB)	SPA Reading (dBm)	S.G. Power (dBm)	TX Cable loss (dB)	TX Antenna Gain (dBi)	Polarization (H/V)	Result
5118	-50.02	-25	-25.02	-68.52	-53.56	6.88	10.42	V	Pass
7680	-31.69	-25	-6.69	-57.55	-34.63	9.37	12.31	V	Pass
10242	-41.43	-25	-16.43	-69.51	-45.62	8.64	12.83	V	Pass

<Low Channel>

Band :	LTE Band 7	**Temperature :**	21~24°C
Test Mode :	15MHz QPSK RB Size 1 Offset 0	**Relative Humidity :**	51~56%
Test Engineer :	Stan Hsieh	**Polarization :**	Horizontal
Remark :	Spurious emissions within 30-10th harmonic were found more than 20dB below limit line.		

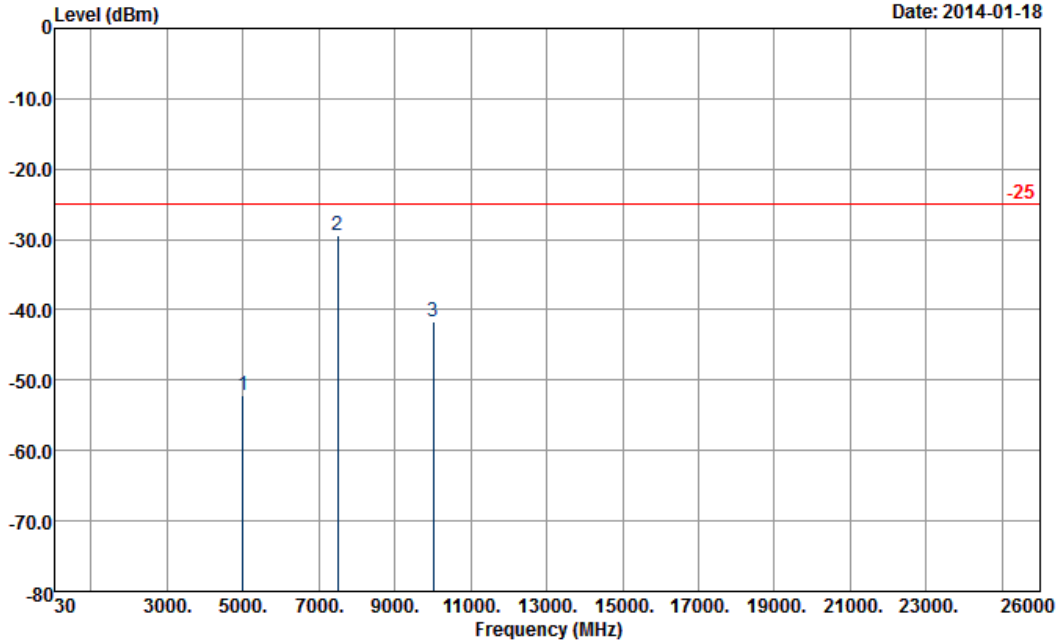

Site : 03CH07-HY
Condition : -25 HF-EIRP(080306) HORIZONTAL

Frequency (MHz)	EIRP (dBm)	Limit (dBm)	Over Limit (dB)	SPA Reading (dBm)	S.G. Power (dBm)	TX Cable loss (dB)	TX Antenna Gain (dBi)	Polarization (H/V)	Result
4998	-52.11	-25	-27.11	-69.93	-55.66	6.82	10.37	H	Pass
7500	-29.43	-25	-4.43	-56.97	-32.42	9.27	12.26	H	Pass
10002	-41.59	-25	-16.59	-70.22	-45.92	8.55	12.88	H	Pass

Band :	LTE Band 7	**Temperature :**	21~24°C
Test Mode :	15MHz QPSK RB Size 1 Offset 0	**Relative Humidity :**	51~56%
Test Engineer :	Stan Hsieh	**Polarization :**	Vertical
Remark :	Spurious emissions within 30-10th harmonic were found more than 20dB below limit line.		

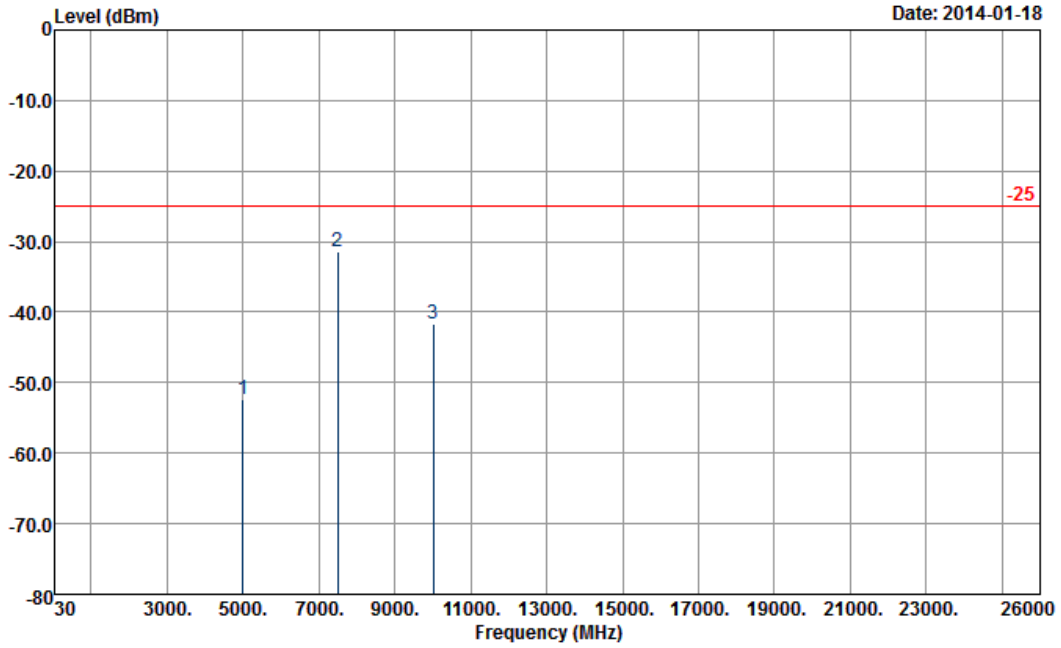

Site : 03CH07-HY
Condition : -25 HF-EIRP(080306) VERTICAL

Frequency (MHz)	EIRP (dBm)	Limit (dBm)	Over Limit (dB)	SPA Reading (dBm)	S.G. Power (dBm)	TX Cable loss (dB)	TX Antenna Gain (dBi)	Polarization (H/V)	Result
4998	-52.45	-25	-27.45	-70.45	-56	6.82	10.37	V	Pass
7500	-31.49	-25	-6.49	-58.88	-34.48	9.27	12.26	V	Pass
10002	-41.68	-25	-16.68	-69.45	-46.01	8.55	12.88	V	Pass

<Middle Channel>

Band :	LTE Band 7	**Temperature :**	21~24°C
Test Mode :	15MHz QPSK RB Size 1 Offset 0	**Relative Humidity :**	51~56%
Test Engineer :	Stan Hsieh	**Polarization :**	Horizontal
Remark :	Spurious emissions within 30-10th harmonic were found more than 20dB below limit line.		

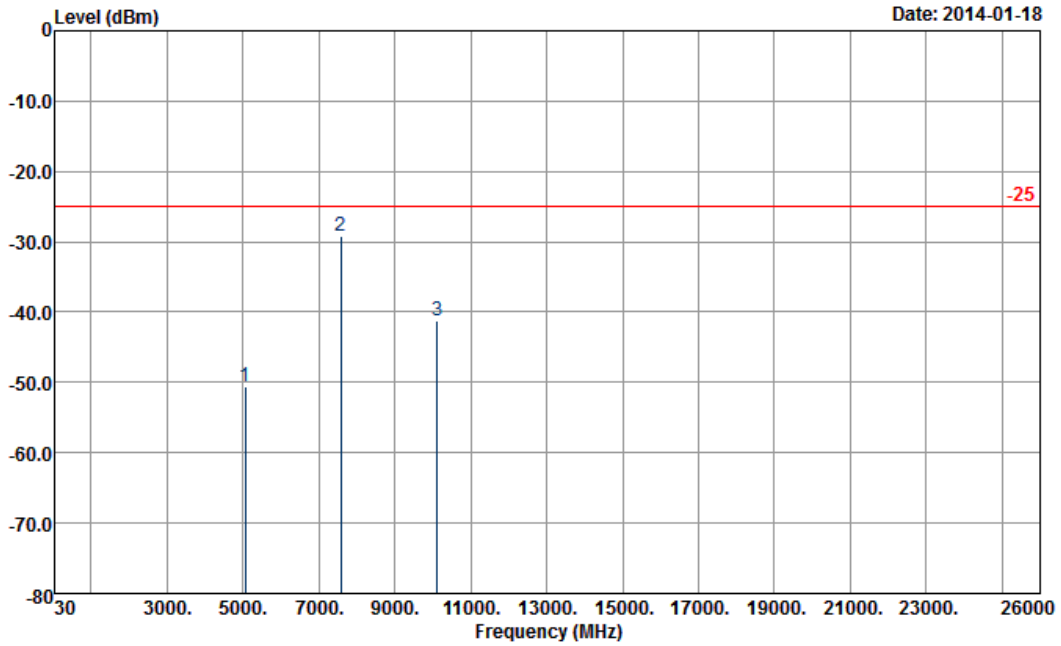

Site : 03CH07-HY
Condition : -25 HF-EIRP(080306) HORIZONTAL

Frequency	EIRP	Limit	Over Limit	SPA Reading	S.G. Power	TX Cable loss	TX Antenna Gain	Polarization	Result
5058	-50.67	-25	-25.67	-68.93	-54.16	6.83	10.32	H	Pass
7584	-29.12	-25	-4.12	-56.04	-30.01	9.31	10.20	H	Pass
10110	-41.17	-25	-16.17	-70	-45.23	8.62	12.68	H	Pass

Band :	LTE Band 7	**Temperature :**	21~24°C
Test Mode :	15MHz QPSK RB Size 1 Offset 0	**Relative Humidity :**	51~56%
Test Engineer :	Stan Hsieh	**Polarization :**	Vertical
Remark :	Spurious emissions within 30-10th harmonic were found more than 20dB below limit line.		

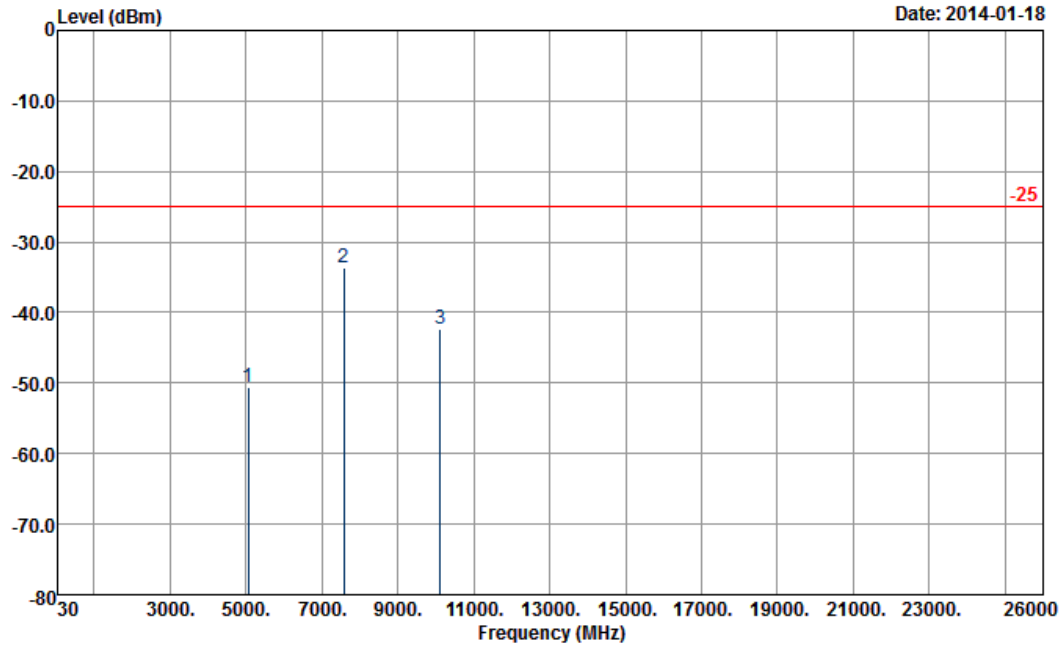

Site : 03CH07-HY
Condition : -25 HF-EIRP(080306) VERTICAL

Frequency (MHz)	EIRP (dBm)	Limit (dBm)	Over Limit (dB)	SPA Reading (dBm)	S.G. Power (dBm)	TX Cable loss (dB)	TX Antenna Gain (dBi)	Polarization (H/V)	Result
5058	-50.62	-25	-25.62	-68.89	-54.11	6.83	10.32	V	Pass
7584	-33.57	-25	-8.57	-60.23	-34.46	9.31	10.20	V	Pass
10110	-42.30	-25	-17.30	-70.18	-46.36	8.62	12.68	V	Pass

<High Channel>

Band :	LTE Band 7	**Temperature :**	21~24°C
Test Mode :	15MHz QPSK RB Size 1 Offset 0	**Relative Humidity :**	51~56%
Test Engineer :	Stan Hsieh	**Polarization :**	Horizontal
Remark :	Spurious emissions within 30-10th harmonic were found more than 20dB below limit line.		

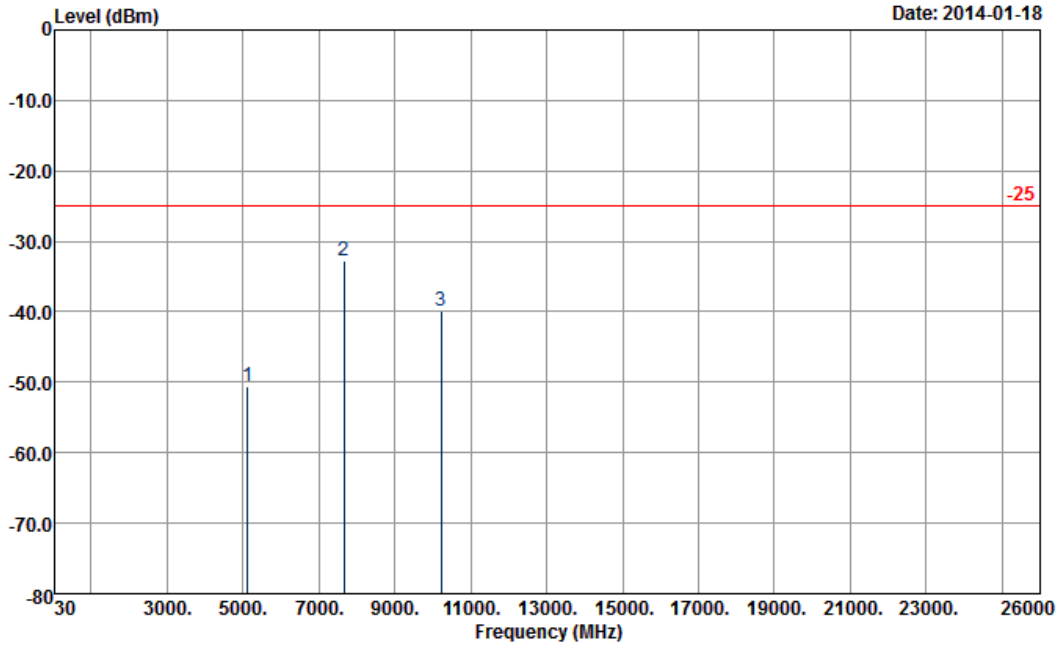

Site : 03CH07-HY
Condition : -25 HF-EIRP(080306) HORIZONTAL

Frequency (MHz)	EIRP (dBm)	Limit (dBm)	Over Limit (dB)	SPA Reading (dBm)	S.G. Power (dBm)	TX Cable loss (dB)	TX Antenna Gain (dBi)	Polarization (H/V)	Result
5112	-50.58	-25	-25.58	-68.94	-54.12	6.87	10.41	H	Pass
7668	-32.82	-25	-7.82	-59.19	-35.77	9.35	12.30	H	Pass
10224	-39.94	-25	-14.94	-68.93	-44.13	8.63	12.82	H	Pass

Band :	LTE Band 7	**Temperature :**	21~24°C
Test Mode :	15MHz QPSK RB Size 1 Offset 0	**Relative Humidity :**	51~56%
Test Engineer :	Stan Hsieh	**Polarization :**	Vertical
Remark :	Spurious emissions within 30-10th harmonic were found more than 20dB below limit line.		

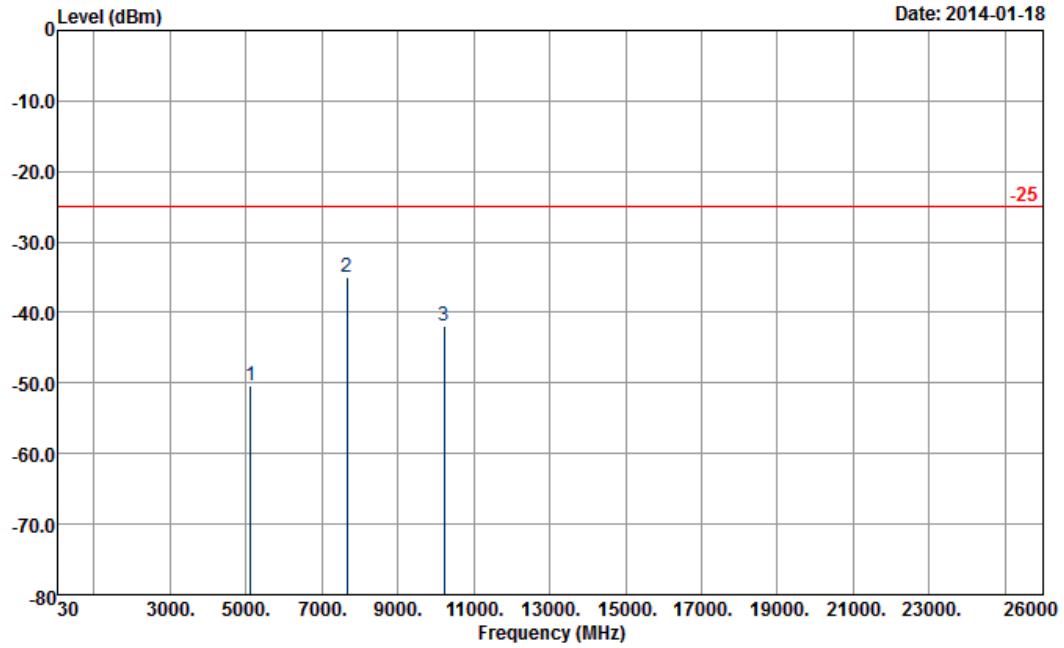

Site : 03CH07-HY
Condition : -25 HF-EIRP(080306) VERTICAL

Frequency (MHz)	EIRP (dBm)	Limit (dBm)	Over Limit (dB)	SPA Reading (dBm)	S.G. Power (dBm)	TX Cable loss (dB)	TX Antenna Gain (dBi)	Polarization (H/V)	Result
5112	-50.32	-25	-25.32	-68.75	-53.86	6.87	10.41	V	Pass
7668	-34.94	-25	-9.94	-61.01	-37.89	9.35	12.30	V	Pass
10224	-41.82	-25	-16.82	-69.93	-46.01	8.63	12.82	V	Pass

<Low Channel>

Band :	LTE Band 7	**Temperature :**	21~24°C
Test Mode :	20MHz QPSK RB Size 1 Offset 0	**Relative Humidity :**	51~56%
Test Engineer :	Stan Hsieh	**Polarization :**	Horizontal
Remark :	Spurious emissions within 30-10th harmonic were found more than 20dB below limit line.		

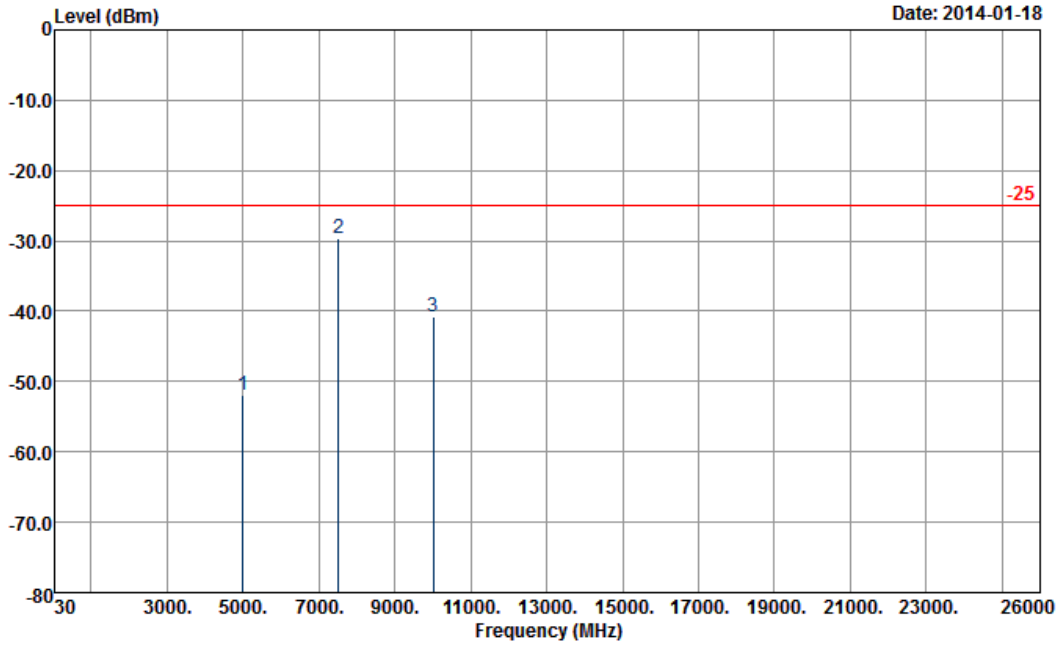

Site : 03CH07-HY
Condition : -25 HF-EIRP(080306) HORIZONTAL

Frequency (MHz)	EIRP (dBm)	Limit (dBm)	Over Limit (dB)	SPA Reading (dBm)	S.G. Power (dBm)	TX Cable loss (dB)	TX Antenna Gain (dBi)	Polarization (H/V)	Result
5004	-51.89	-25	-26.89	-69.69	-55.44	6.83	10.38	H	Pass
7506	-29.68	-25	-4.68	-56.91	-32.65	9.28	12.25	H	Pass
10002	-40.77	-25	-15.77	-69.42	-45.12	8.54	12.89	H	Pass

Band :	LTE Band 7	**Temperature :**	21~24°C
Test Mode :	20MHz QPSK RB Size 1 Offset 0	**Relative Humidity :**	51~56%
Test Engineer :	Stan Hsieh	**Polarization :**	Vertical
Remark :	Spurious emissions within 30-10th harmonic were found more than 20dB below limit line.		

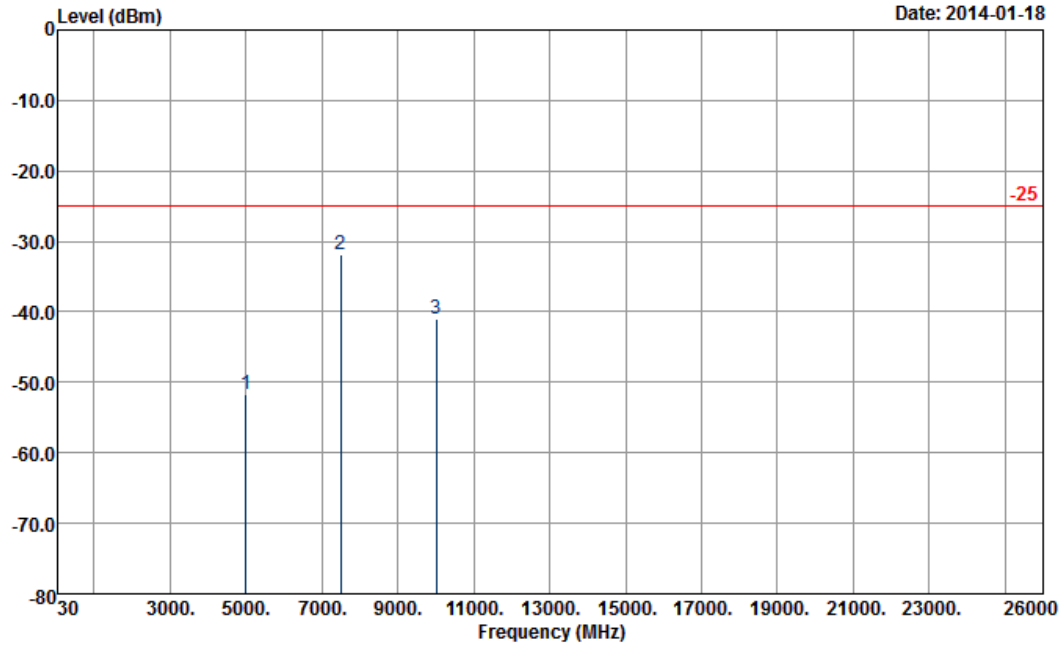

Site : 03CH07-HY
Condition : -25 HF-EIRP(080306) VERTICAL

Frequency (MHz)	EIRP (dBm)	Limit (dBm)	Over Limit (dB)	SPA Reading (dBm)	S.G. Power (dBm)	TX Cable loss (dB)	TX Antenna Gain (dBi)	Polarization (H/V)	Result
5004	-51.68	-25	-26.68	-69.74	-55.23	6.83	10.38	V	Pass
7500	-31.88	-25	-6.88	-59.04	-34.85	9.28	12.25	V	Pass
10002	-41.07	-25	-16.07	-68.9	-45.42	8.54	12.89	V	Pass

<Middle Channel>

Band :	LTE Band 7	**Temperature :**	21~24°C
Test Mode :	20MHz QPSK RB Size 1 Offset 0	**Relative Humidity :**	51~56%
Test Engineer :	Stan Hsieh	**Polarization :**	Horizontal
Remark :	Spurious emissions within 30-10th harmonic were found more than 20dB below limit line.		

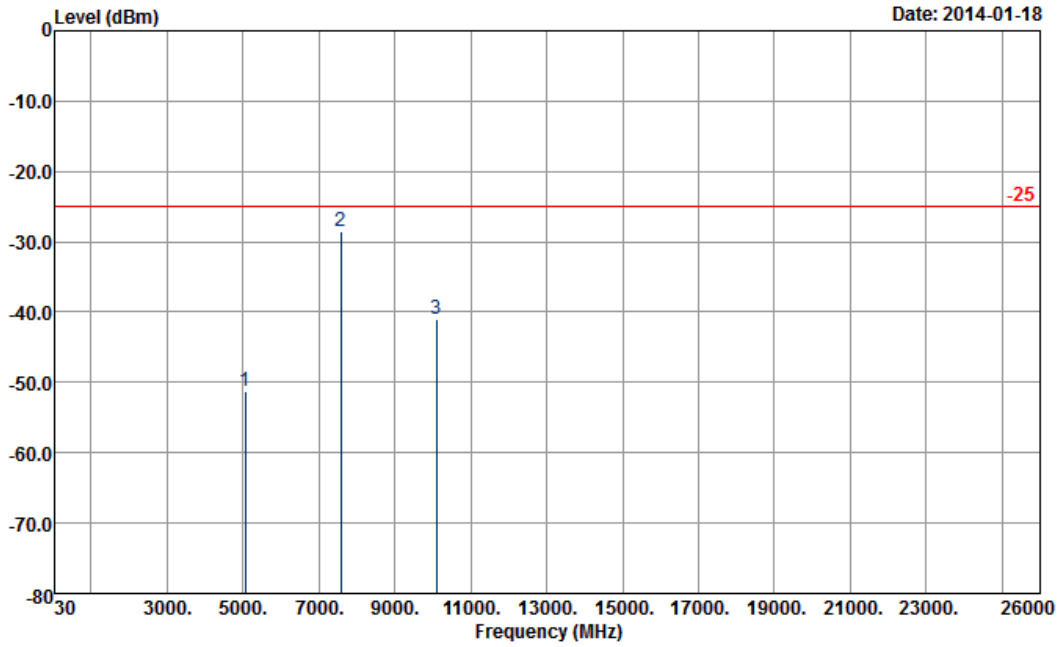

Site : 03CH07-HY
Condition : -25 HF-EIRP(080306) HORIZONTAL

Frequency (MHz)	EIRP (dBm)	Limit (dBm)	Over Limit (dB)	SPA Reading (dBm)	S.G. Power (dBm)	TX Cable loss (dB)	TX Antenna Gain (dBi)	Polarization (H/V)	Result
5052	-51.30	-25	-26.30	-69.29	-54.79	6.83	10.32	H	Pass
7578	-28.59	-25	-3.59	-55.52	-29.48	9.31	10.20	H	Pass
10104	-41.11	-25	-16.11	-69.97	-45.17	8.62	12.68	H	Pass

Band :	LTE Band 7	**Temperature :**	21~24°C
Test Mode :	20MHz QPSK RB Size 1 Offset 0	**Relative Humidity :**	51~56%
Test Engineer :	Stan Hsieh	**Polarization :**	Vertical
Remark :	Spurious emissions within 30-10th harmonic were found more than 20dB below limit line.		

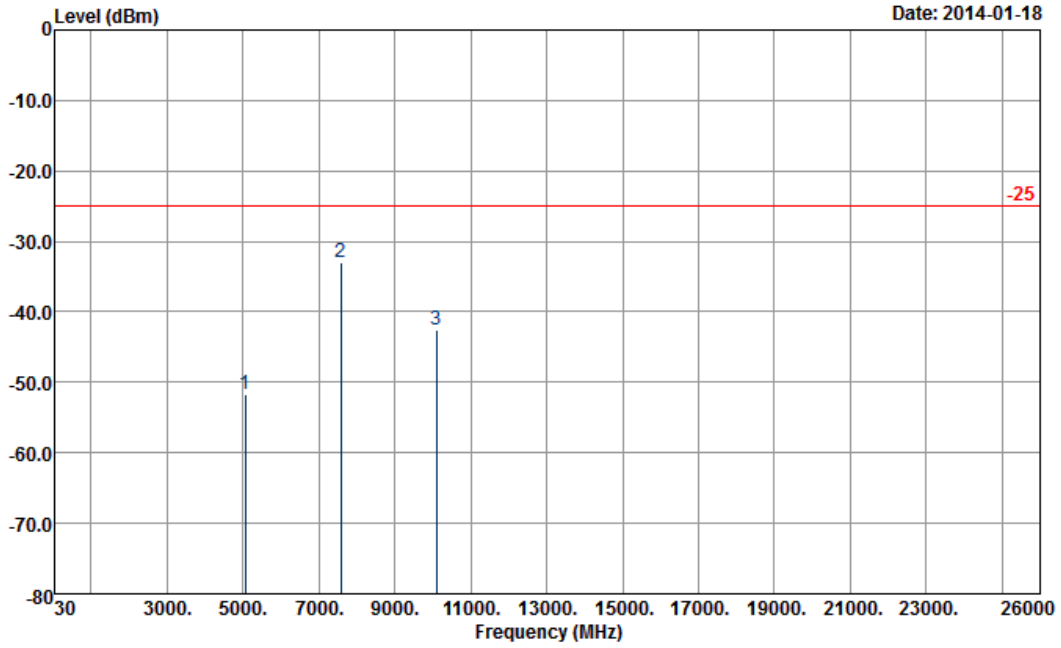

Site : 03CH07-HY
Condition : -25 HF-EIRP(080306) VERTICAL

Frequency (MHz)	EIRP (dBm)	Limit (dBm)	Over Limit (dB)	SPA Reading (dBm)	S.G. Power (dBm)	TX Cable loss (dB)	TX Antenna Gain (dBi)	Polarization (H/V)	Result
5052	-51.72	-25	-26.72	-69.99	-55.21	6.83	10.32	V	Pass
7578	-33.00	-25	-8.00	-59.68	-33.89	9.31	10.20	V	Pass
10104	-42.47	-25	-17.47	-70.3	-46.53	8.62	12.68	V	Pass

<High Channel>

Band :	LTE Band 7	**Temperature :**	21~24°C
Test Mode :	20MHz QPSK RB Size 1 Offset 0	**Relative Humidity :**	51~56%
Test Engineer :	Stan Hsieh	**Polarization :**	Horizontal
Remark :	Spurious emissions within 30-10th harmonic were found more than 20dB below limit line.		

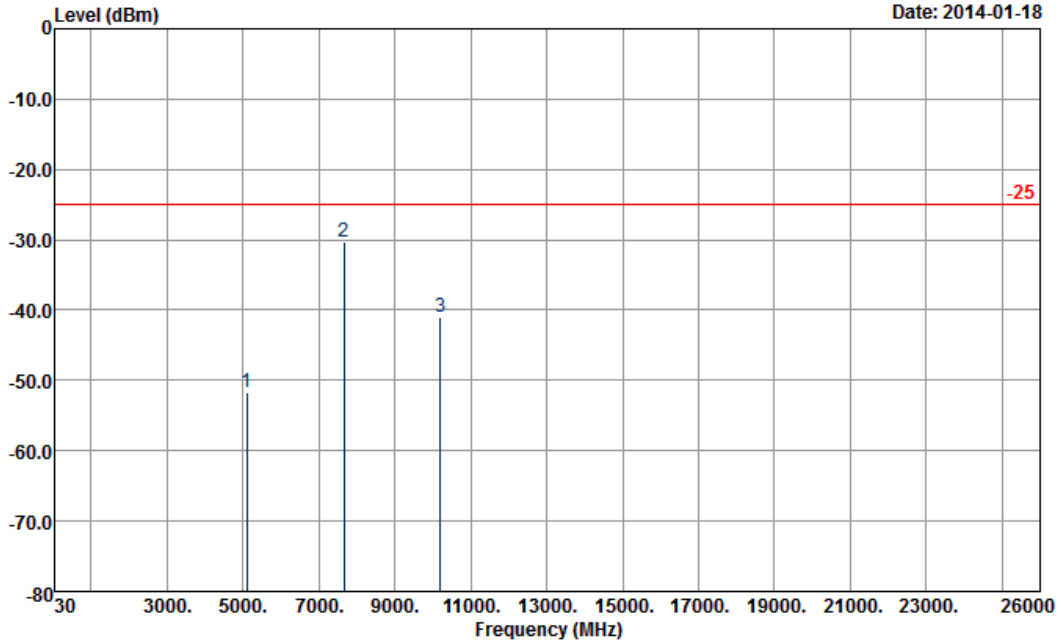

Site : 03CH07-HY
Condition : -25 HF-EIRP(080306) HORIZONTAL

Frequency (MHz)	EIRP (dBm)	Limit (dBm)	Over Limit (dB)	SPA Reading (dBm)	S.G. Power (dBm)	TX Cable loss (dB)	TX Antenna Gain (dBi)	Polarization (H/V)	Result
5106	-51.59	-25	-26.59	-69.91	-56.13	5.84	10.38	H	Pass
7656	-30.20	-25	-5.20	-56.41	-33.14	9.33	12.27	H	Pass
10206	-41.06	-25	-16.06	-70.03	-45.26	8.6	12.80	H	Pass

Band :	LTE Band 7	**Temperature :**	21~24°C
Test Mode :	20MHz QPSK RB Size 1 Offset 0	**Relative Humidity :**	51~56%
Test Engineer :	Stan Hsieh	**Polarization :**	Vertical
Remark :	Spurious emissions within 30-10th harmonic were found more than 20dB below limit line.		

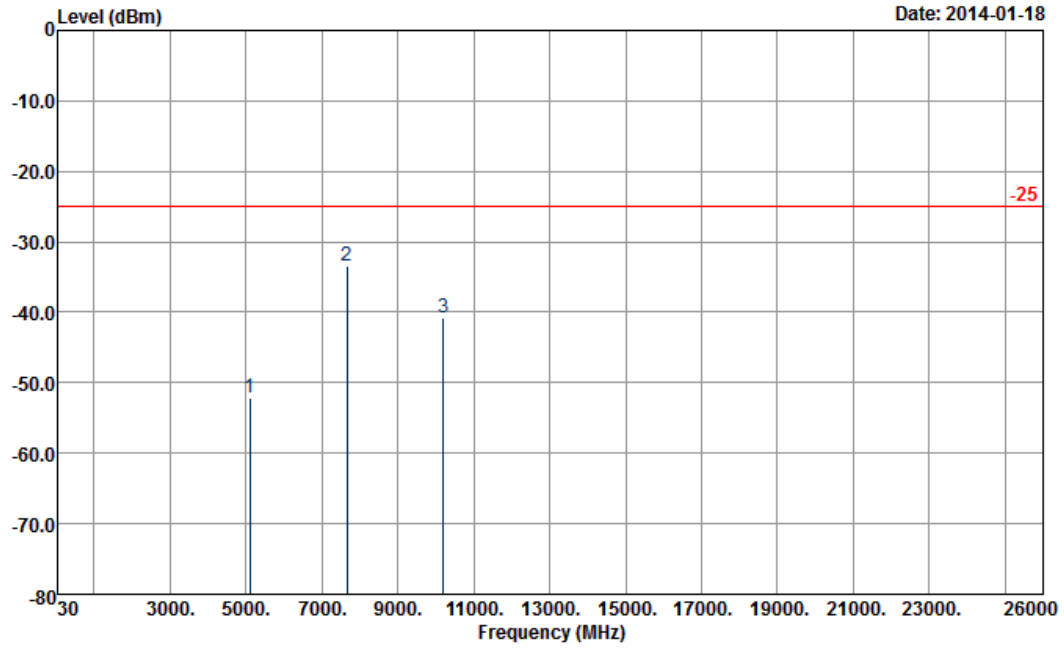

Site : 03CH07-HY
Condition : -25 HF-EIRP(080306) VERTICAL

Frequency (MHz)	EIRP (dBm)	Limit (dBm)	Over Limit (dB)	SPA Reading (dBm)	S.G. Power (dBm)	TX Cable loss (dB)	TX Antenna Gain (dBi)	Polarization (H/V)	Result
5106	-52.15	-25	-27.15	-70.55	-56.69	5.84	10.38	V	Pass
7656	-33.48	-25	-8.48	-59.55	-36.42	9.33	12.27	V	Pass
10206	-40.80	-25	-15.80	-68.84	-45	8.6	12.80	V	Pass

3.8 Frequency Stability Measurement

3.8.1 Description of Frequency Stability Measurement

The frequency stability shall be measured by variation of ambient temperature and variation of primary supply voltage to ensure that the fundamental emission stays within the authorized frequency block. The frequency stability of the transmitter shall be maintained within ±0.00025% (±2.5ppm) of the center frequency.

3.8.2 Measuring Instruments

The measuring equipment is listed in the section 4 of this test report.

3.8.3 Test Procedures for Temperature Variation

1. The EUT was set up in the thermal chamber and connected with the base station.
2. With power OFF, the temperature was decreased to -30°C and the EUT was stabilized before testing. Power was applied and the maximum change in frequency was recorded within one minute.
3. With power OFF, the temperature was raised in 10°C steps up to 50°C. The EUT was stabilized at each step for at least half an hour. Power was applied and the maximum frequency change was recorded within one minute.

3.8.4 Test Procedures for Voltage Variation

1. The EUT was placed in a temperature chamber at 25±5° C and connected with the base station.
2. The power supply voltage to the EUT was varied from 85% to 115% of the nominal value measured at the input to the EUT.
3. The variation in frequency was measured for the worst case.

3.8.5 Test Setup

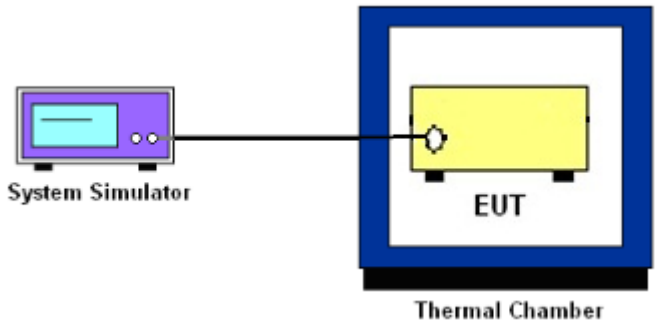

3.8.6 Test Result of Temperature Variation

Band :	LTE Band 5 (QPSK)	**Limit (ppm) :**	2.5

Temperature (°C)	**BW 10MHz**	**Result**
	Deviation (ppm)	
50	0.0062	PASS
40	0.0050	
30	0.0051	
20	0.0044	
10	0.0047	
0	0.0055	
-10	0.0045	
-20	0.0049	
-30	0.0047	

Band :	LTE Band 2 (QPSK)	Limit (ppm) :	2.5

Temperature (°C)	BW 10MHz	Result
	Deviation (ppm)	
50	0.0045	PASS
40	0.0040	
30	0.0036	
20	0.0033	
10	0.0037	
0	0.0035	
-10	0.0044	
-20	0.0042	
-30	0.0049	

Band :	LTE Band 4 (QPSK)	Limit (ppm) :	2.5

Temperature (°C)	BW 10MHz	Result
	Deviation (ppm)	
50	0.0037	PASS
40	0.0029	
30	0.0027	
20	0.0039	
10	0.0038	
0	0.0029	
-10	0.0042	
-20	0.0037	
-30	0.0039	

Band :	LTE Band 17 (QPSK)	Limit (ppm) :	2.5

Temperature (°C)	BW 10MHz	Result
	Deviation (ppm)	
50	0.0066	PASS
40	0.0061	
30	0.0056	
20	0.0066	
10	0.0061	
0	0.0062	
-10	0.0061	
-20	0.0056	
-30	0.0056	

Band :	LTE Band 7 (QPSK)	Limit (ppm) :	2.5

Temperature (°C)	BW 10MHz	Result
	Deviation (ppm)	
50	0.0056	PASS
40	0.0050	
30	0.0052	
20	0.0058	
10	0.0060	
0	0.0052	
-10	0.0047	
-20	0.0051	
-30	0.0053	

3.8.7 Test Result of Voltage Variation

Band	Bandwidth	Voltage (Volt)	Deviation (ppm)	Limit (ppm)	Result
LTE Band 5	10M	4.35	0.0045	2.5	PASS
		Normal	0.0055		
		3.40	0.0054		
LTE Band 2	10M	4.35	0.0040	2.5	PASS
		Normal	0.0035		
		3.40	0.0036		
LTE Band 4	10M	4.35	0.0032	2.5	PASS
		Normal	0.0029		
		3.40	0.0035		
LTE Band 17	10M	4.35	0.0054	2.5	PASS
		Normal	0.0062		
		3.40	0.0058		
LTE Band 7	10M	4.35	0.0051	2.5	PASS
		Normal	0.0057		
		3.40	0.0056		

Remark:

1. Normal Voltage = 3.80V.
2. The manufacturer declared that the EUT could work properly between voltage 3.40V ~ 4.35V.

4 List of Measuring Equipment

Instrument	Manufacturer	Model No.	Serial No.	Characteristics	Calibration Date	Test Date	Due Date	Remark
Spectrum Analyzer	Rohde & Schwarz	FSP40	100055	9kHz~40GHz	Jun. 07, 2013	Dec. 24, 2013~ Apr. 2, 2014	Jun. 06, 2014	Conducted (TH02-HY)
Thermal Chamber	Ten Billion	TTH-D3SP	TBN-930701	N/A	Jul. 19, 2013	Dec. 24, 2013~ Apr. 2, 2014	Jul. 18, 2014	Conducted (TH02-HY)
LTE Base Station	Anritsu	MT8820C	6201074414	N/A	Dec. 11, 2012	Dec. 24, 2013~ Apr. 2, 2014	Dec. 10, 2014	Conducted (TH02-HY)
Spectrum Analyzer	Rohde & Schwarz	FSP30	101067	9kHz ~ 30GHz	Nov. 20, 2013	Jan. 16, 2014~ Apr. 2, 2014	Nov. 19, 2014	Radiation (03CH07-HY)
Bilog Antenna	Schaffner	CBL6111C	2726	30MHz ~ 1GHz	Oct. 10, 2013	Jan. 16, 2014~ Apr. 2, 2014	Oct. 09, 2014	Radiation (03CH07-HY)
Double Ridge Horn Antenna	ESCO	3117	75962	1GHz~18GHz	Aug. 22, 2013	Jan. 16, 2014~ Apr. 2, 2014	Aug. 21, 2014	Radiation (03CH07-HY)
Preamplifier	Agilent	8449B	3008A02362	1 GHz~26.5 GHz	Nov. 29, 2013	Jan. 16, 2014~ Apr. 2, 2014	Nov. 28, 2014	Radiation (03CH07-HY)
Preamplifier	SONOMA	310N	187231	9kHz~1GHz	May 15, 2013	Jan. 16, 2014~ Apr. 2, 2014	May 14, 2014	Radiation (03CH07-HY)
Turn Table	ChainTek	ChainTek 3000	N/A	0 ~ 360 degree	N/A	Jan. 16, 2014~ Apr. 2, 2014	N/A	Radiation (03CH07-HY)
Antenna Mast	ChainTek	M-400-0	114/8000604	N/A	N/A	Jan. 16, 2014~ Apr. 2, 2014	N/A	Radiation (03CH07-HY)
SHF-EHF Horn Antenna	SCHWARZBECK	BBHA 9170	BBHA9170251	15GHz- 40GHz	Oct. 03, 2013	Jan. 16, 2014~ Apr. 2, 2014	Oct. 02, 2014	Radiation (03CH07-HY)

5 Uncertainty of Evaluation

Uncertainty of Radiated Emission Measurement (30 MHz ~ 1000 MHz)

Measuring Uncertainty for a Level of Confidence of 95% (U = 2Uc(y))	**4.50**