NCC Test Report

Equipment	:	**NIU5 WiFi / BLE Module**
Brand Name	:	**Electrolux**
Model Name	:	**NIU5-50**
Applicant	:	台灣櫻花股份有限公司 臺中市大雅區雅潭路 **4** 段 **436** 號
Manufacturer	:	**LITE-ON Technology (Changzhou) CO.LTD** **No.88, Yanghu Road, Wujin Hi-Tech Industrial Development Zone, Jiangsu Province, China** **Zip Code: 213166**
Standard	:	**LP0002 Section 4.7 (2018-01-10)**

The product was received on Oct. 31, 2018, and testing was started from Nov. 19, 2018 and completed on Nov. 21, 2018. We, SPORTON INTERNATIONAL INC. EMC & Wireless Communications Laboratory, would like to declare that the tested sample has been evaluated in accordance with the procedures given in ANSI C63.10-2013 and shown compliance with the applicable technical standards.

The report must not be used by the client to claim product certification, approval, or endorsement by TAF or any agency of government.

The test results in this report apply exclusively to the tested model / sample. Without written approval of SPORTON INTERNATIONAL INC. EMC & Wireless Communications Laboratory, the test report shall not be reproduced except in full.

Approved by: Phoenix Chen

SPORTON INTERNATIONAL INC. EMC & Wireless Communications Laboratory

No. 52, Huaya 1st Rd., Guishan Dist., Taoyuan City, Taiwan (R.O.C.)

Table of Contents

HISTORY OF THIS TEST REPORT **3**

SUMMARY OF TEST RESULT **4**

1 GENERAL DESCRIPTION **5**

1.1 Information 5
1.2 Testing Applied Standards 8
1.3 Testing Location Information 8
1.4 Measurement Uncertainty 8

2 TEST CONFIGURATION OF EUT **9**

2.1 Test Condition 9
2.2 Test Channel Mode 9
2.3 The Worst Case Measurement Configuration 10
2.4 Support Equipment 11
2.5 Test Setup Diagram 12

3 TRANSMITTER TEST RESULT **16**

3.1 AC Power-line Conducted Emissions 16
3.2 Emission Bandwidth 18
3.3 Maximum Conducted Output Power 19
3.4 Peak Power Spectral Density 21
3.5 Unwanted Emissions 23
3.6 Receiver Radiated Unwanted Emissions 28
3.7 Test Equipment and Calibration Data 32

APPENDIX A. TEST RESULTS OF AC POWER-LINE CONDUCTED EMISSIONS

APPENDIX B. TEST RESULTS OF EMISSION BANDWIDTH

APPENDIX C. TEST RESULTS OF MAXIMUM CONDUCTED OUTPUT POWER

APPENDIX D. TEST RESULTS OF PEAK POWER SPECTRAL DENSITY

APPENDIX E. TEST RESULTS OF UNWANTED EMISSIONS

APPENDIX F. TEST RESULTS OF RECEIVER RADIATED UNWANTED EMISSIONS

APPENDIX G. TEST PHOTOS

PHOTOGRAPHS OF EUT V01

History of this test report

Report No.	Version	Description	Issued Date
TR8O3112AN	01	Initial issue of report	Jan. 10, 2019

Summary of Test Result

Report Clause	Ref. Std. Clause	Test Items	Result (PASS/FAIL)	Remark
1.1.2	4.7.8	Antenna Requirement	PASS	-
3.1	2.3	AC Power-line Conducted Emissions	PASS	-
3.2	4.7.3	Emission Bandwidth	PASS	-
3.3	4.7.3	Maximum Conducted Output Power	PASS	-
3.4	4.7.3	Peak Power Spectral Density	PASS	-
3.5	4.7.4	Unwanted Emissions	PASS	-
3.6	2.11	Receiver Radiated Unwanted Emissions	PASS	-

Declaration of Conformity:
The test results with all measurement uncertainty excluded are presented in accordance with the regulation limits or requirements declared by manufacturers.
Comments and explanations:
None

Reviewed by: Jackson Tsai

Report Producer: Jenny Yang

1 General Description

1.1 Information

1.1.1 RF General Information

Frequency Range (MHz)	IEEE Std. 802.11	Ch. Frequency (MHz)	Channel Number
5150-5250	a, n (HT20)	5180-5240	36-48 [4]
5250-5350		5260-5320	52-64 [4]
5470-5725		5500-5700	100-140 [8]
Straddle 5720		5720	144 [1]
5725-5850		5745-5825	149-165 [5]

Band	Mode	BWch (MHz)	Nant
5.15-5.25GHz	802.11a	20	1TX
5.25-5.35GHz	802.11a	20	1TX
5.47-5.725GHz	802.11a	20	1TX
5.725-5.85GHz	802.11a	20	1TX
5.15-5.25GHz	802.11n HT20	20	1TX
5.25-5.35GHz	802.11n HT20	20	1TX
5.47-5.725GHz	802.11n HT20	20	1TX
5.725-5.85GHz	802.11n HT20	20	1TX

Note:
- 11a, HT20 use a combination of OFDM-BPSK, QPSK, 16QAM, 64QAM modulation.
- BWch is the nominal channel bandwidth.

1.1.2 Antenna Information

Ant.	Brand	Model Name	Antenna Type	Connector
1	LITE-ON	-	Printed Antenna	-
2	LITE-ON	-	Printed Antenna	-

Ant.	Port	Gain (dBi)		
		2.4G	5G	BT
1	1	1.7	3.2	-
2	1	-	-	1.5

Note 1: The EUT has two antennas.

For 2.4GHz function:

For IEEE 802.11 b/g/n mode (1TX/1RX)

Only Ant. 1 (port 1) can be used as transmitting/receiving antenna.

For 5GHz function:

For IEEE 802.11 a/an mode (1TX/1RX)

Only Ant. 1 (port 1) can be used as transmitting/receiving antenna.

For BT function:

For IEEE 802.15.1 Bluetooth mode (1TX/1RX)

Only Ant. 2 (port 1) can be used as transmitting/receiving antenna.

1.1.3 EUT Information

Operational Condition				
EUT Power Type	From host system			
EUT Function	☐	Outdoor	☐	Indoor
	☐	Fixed P2P	☒	Client
Beamforming Function	☐	With beamforming	☒	Without beamforming
Weather Band	☐	With 5600~5650MHz	☒	Without 5600~5650MHz

Type of EUT		
☒	Stand-alone	
☐	Combined (EUT where the radio part is fully integrated within another device)	
	Combined Equipment - Brand Name / Model No.:	…
☐	Plug-in radio (EUT intended for a variety of host systems)	
	Host System - Brand Name / Model No.:	…
☐	Other:	

1.1.4 Mode Test Duty Cycle

Mode	DC	DCF(dB)	T(s)	VBW(Hz) ≥ 1/T
802.11a	0.985	0.066	n/a (DC>=0.98)	n/a (DC>=0.98)
802.11n HT20	0.983	0.074	n/a (DC>=0.98)	n/a (DC>=0.98)

1.2 Testing Applied Standards

According to the specifications of the manufacturer, the EUT must comply with the requirements of the following standards:

- LP0002 (2018-01-10)
- ANSI C63.10-2013
- KDB 789033 D02 v02r01
- ANSI C63.4-2014

1.3 Testing Location Information

Testing Location					
☒	HWA YA	ADD :	No. 52, Huaya 1st Rd., Guishan Dist., Taoyuan City, Taiwan (R.O.C.)		
		TEL :	886-3-327-3456	FAX :	886-3-327-0973
☐	JHUBEI	ADD :	No.8, Ln. 724, Bo'ai St., Zhubei City, Hsinchu County, Taiwan (R.O.C.)		
		TEL :	886-3-656-9065	FAX :	886-3-656-9085

Test Condition	Test Site No.	Test Engineer	Test Environment	Test Date
RF Conducted (For TX)	TH06-HY	Dexter	25°C / 57%	20/Nov/2018
RF Conducted (For RX)	TH06-HY	Dexter	25°C / 57%	20/Nov/2018
Radiated (For TX)	03CH09-HY	Kevin	21.6°C / 64%	20/Nov/2018
Radiated (For RX)	03CH09-HY	Kevin	23.2°C / 58%	30/Nov/2018
AC Conduction (For TX)	CO04-HY	Andy	23.3°C / 61%	21/Nov/2018
AC Conduction (For RX)	CO04-HY	Andy	24.1°C / 63%	01/Dec/2018

1.4 Measurement Uncertainty

ISO/IEC 17025 requires that an estimate of the measurement uncertainties associated with the emissions test results be included in the report. The measurement uncertainties given below are based on a 95% confidence level (based on a coverage factor (k=2)

Test Items	Uncertainty	Remark
Conducted Emission (150kHz ~ 30MHz)	3.54 dB	Confidence levels of 95%
Radiated Emission (9kHz ~ 30MHz)	1.6 dB	Confidence levels of 95%
Radiated Emission (30MHz ~ 1,000MHz)	4.3 dB	Confidence levels of 95%
Radiated Emission (1GHz ~ 18GHz)	3.9 dB	Confidence levels of 95%
Radiated Emission (18GHz ~ 40GHz)	3.5 dB	Confidence levels of 95%
Conducted Emission	1.3 dB	Confidence levels of 95%
Temperature	0.7 °C	Confidence levels of 95%
Humidity	4 %	Confidence levels of 95%

2 Test Configuration of EUT

2.1 Test Condition

Condition Item	Abbreviation/Remark	Remark
RF Conducted	Abbreviation	Remark
TnomVnom	Tnom	20°C
	Vnom	120V

2.2 Test Channel Mode

Test Software Version	QSPR 5.0-00163

Mode	Power Setting
802.11a_Nss1,(6Mbps)_1TX	-
5180MHz	16
5200MHz	16
5240MHz	16
5260MHz	16
5300MHz	19
5320MHz	19
5500MHz	17
5580MHz	16
5700MHz	17
5720MHz Straddle 5.47-5.725GHz	16.5
5720MHz Straddle 5.725-5.85GHz	16.5
5745MHz	18
5785MHz	18
5825MHz	16.5
802.11n HT20_Nss1,(MCS0)_1TX	-
5180MHz	18
5200MHz	17
5240MHz	17
5260MHz	16
5300MHz	16.5
5320MHz	19
5500MHz	17

Mode	Power Setting
5580MHz	15
5700MHz	16
5720MHz Straddle 5.47-5.725GHz	15.5
5720MHz Straddle 5.725-5.85GHz	15.5
5745MHz	16
5785MHz	17
5825MHz	16.5

2.3 The Worst Case Measurement Configuration

The Worst Case Mode for Following Conformance Tests	
Tests Item	AC power-line conducted emissions
Condition	AC power-line conducted measurement for line and neutral
Operating Mode	CTX & CRX
1	USB mode

The Worst Case Mode for Following Conformance Tests	
Tests Item	Emission Bandwidth Maximum Conducted Output Power Peak Power Spectral Density
Test Condition	Conducted measurement at transmit chains

The Worst Case Mode for Following Conformance Tests			
Tests Item	Unwanted Emissions Receiver Radiated Unwanted Emissions		
Test Condition	Radiated measurement If EUT consist of multiple antenna assembly (multiple antenna are used in EUT regardless of spatial multiplexing MIMO configuration), the radiated test should be performed with highest antenna gain of each antenna type.		
Operating Mode < 1GHz	CTX & CRX		
1	USB mode		
Operating Mode > 1GHz	CTX & CRX		
Orthogonal Planes of EUT	**X Plane**	**Y Plane**	**Z Plane**
Worst Planes of EUT		V	

The Worst Case Mode for Following Conformance Tests	
Tests Item	Simultaneous Transmission Analysis
Operating Mode	CTX
1	Bluetooth+WLAN 2.4GHz
2	Bluetooth+WLAN 5GHz
Refer to Sporton Test Report No.: FA8O3112 for Co-location RF Exposure Evaluation.	

2.4 Support Equipment

Support Equipment – RF Conducted				
No.	**Equipment**	**Brand Name**	**Model Name**	**BSMI**
1	Notebook	DELL	E5410	R33002
2	Adapter for NB	DELL	HA65NM130	R35737
3	AC Power Source	GW	APS-9102	-
4	Test Fixture	LITE-ON	WCBN3512A_EVB	-

Support Equipment – Radiated Emission				
No.	**Equipment**	**Brand Name**	**Model Name**	**BSMI**
1	Notebook	DELL	E5410	-
2	Adapter	DELL	LA90PS0-00	-
3	Test Fixture	LITE-ON	WCBN3512A_EVB	-
4	USB Cable	-	-	-
5	Mouse(USB)	DELL	MS 111-L	-
6	iPod	APPLE	A1199	-

Support Equipment – AC Conduction				
No.	**Equipment**	**Brand Name**	**Model Name**	**BSMI**
1	Notebook	DELL	E5410	-
2	Adapter	DELL	AA90PM111	-
3	Test Fixture	LITE-ON	WCBN3512A_EVB	-
4	USB Cable	-	-	-
5	Mouse(USB)	DELL	MS 111-L	-
6	iPod	APPLE	A1199	-

2.5 Test Setup Diagram

Test Setup Diagram – AC Line Conducted Emission Test - TX

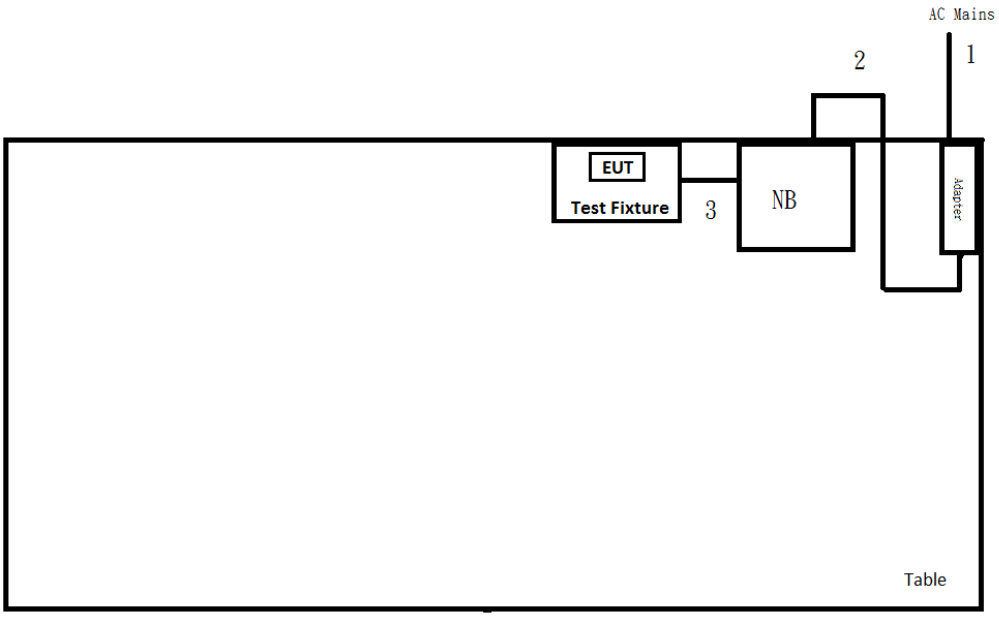

Item	Connection	Shielded	Length(m)	Remark
1	AC Power line	No	1.8m	-
2	DC Power line	No	1.5m	-
3	USB Cable	No	0.3m	-

Test Setup Diagram – AC Line Conducted Emission Test - RX

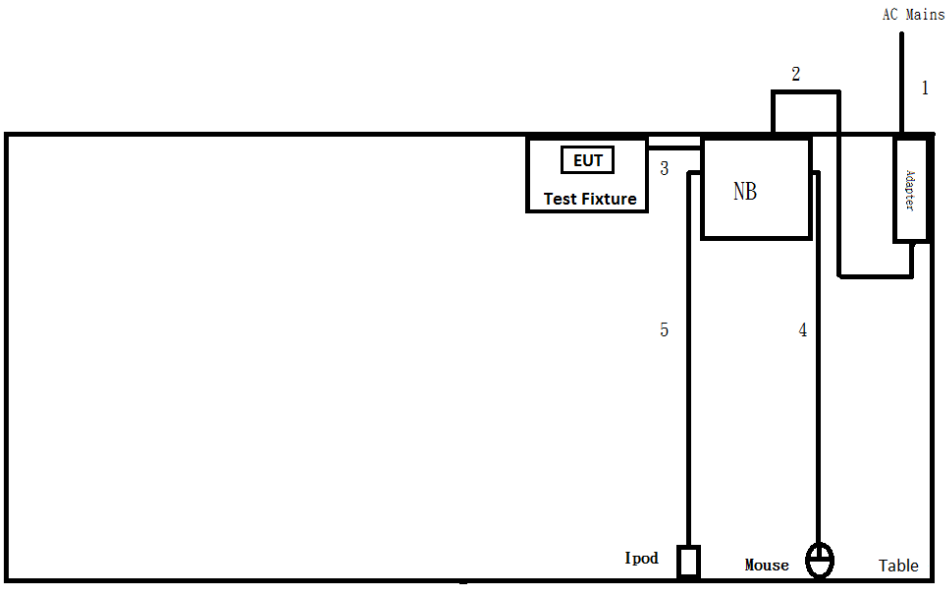

Item	Connection	Shielded	Length(m)	Remark
1	AC Power line	No	1.8m	-
2	DC Power line	No	1.5m	-
3	USB Cable	No	0.3m	-
4	USB Cable	No	1.8m	-
5	USB Cable	No	1.5m	-

Test Setup Diagram - Radiated Test -TX

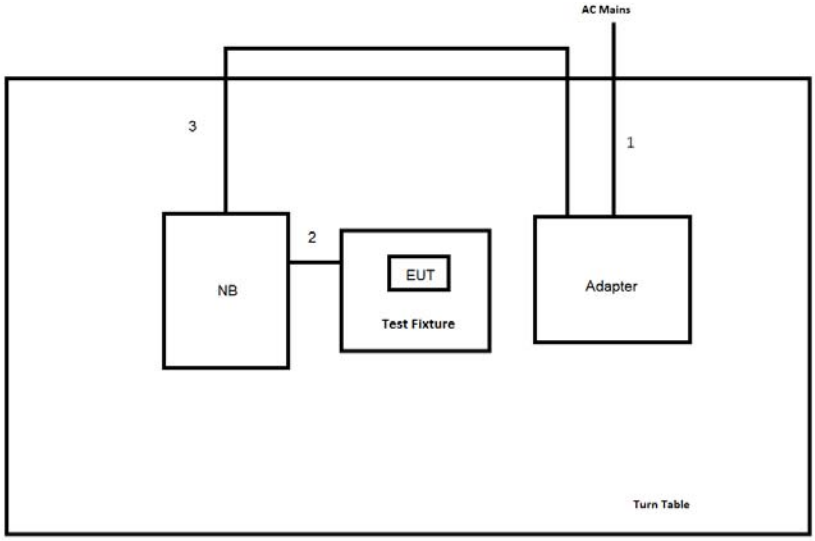

Item	Connection	Shielded	Length(m)	Remark
1	AC Power line	No	1.8m	-
2	USB cable	No	0.3m	-
3	DC Power line	No	1.5m	-

Test Setup Diagram - Radiated Test -RX

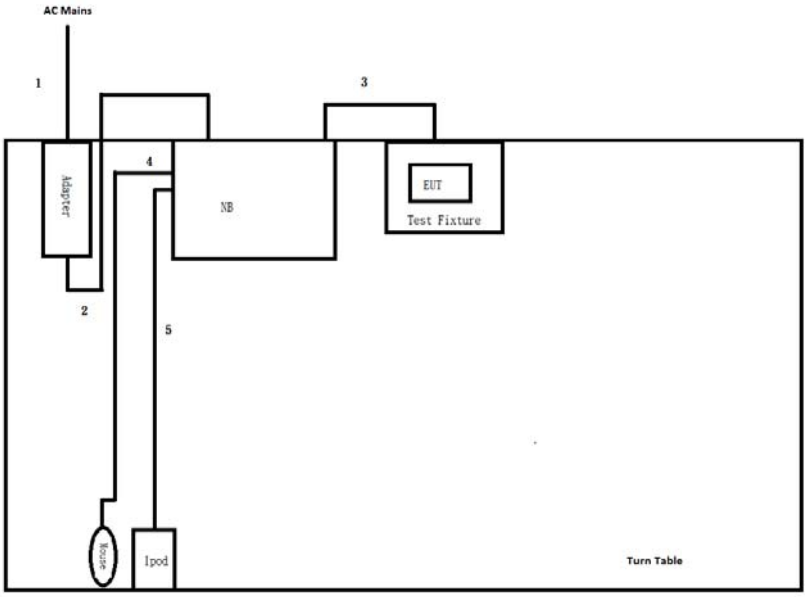

Item	Connection	Shielded	Length(m)	Remark
1	AC Power line	No	1.8m	-
2	DC Power line	No	1.5m	-
3	USB cable	No	0.3m	-
4	USB cable	No	1.8m	-
5	USB cable	No	1.5m	-

3 Transmitter Test Result

3.1 AC Power-line Conducted Emissions

3.1.1 AC Power-line Conducted Emissions Limit

AC Power-line Conducted Emissions Limit		
Frequency Emission (MHz)	**Quasi-Peak**	**Average**
0.15-0.5	66 - 56 *	56 - 46 *
0.5-5	56	46
5-30	60	50
Note 1: * Decreases with the logarithm of the frequency.		

3.1.2 Measuring Instruments

Refer a test equipment and calibration data table in this test report.

3.1.3 Test Procedures

Test Method
☒ Refer as ANSI C63.10-2013, clause 6.2 for AC power-line conducted emissions.

3.1.4 Test Setup

AC Power-line Conducted Emissions

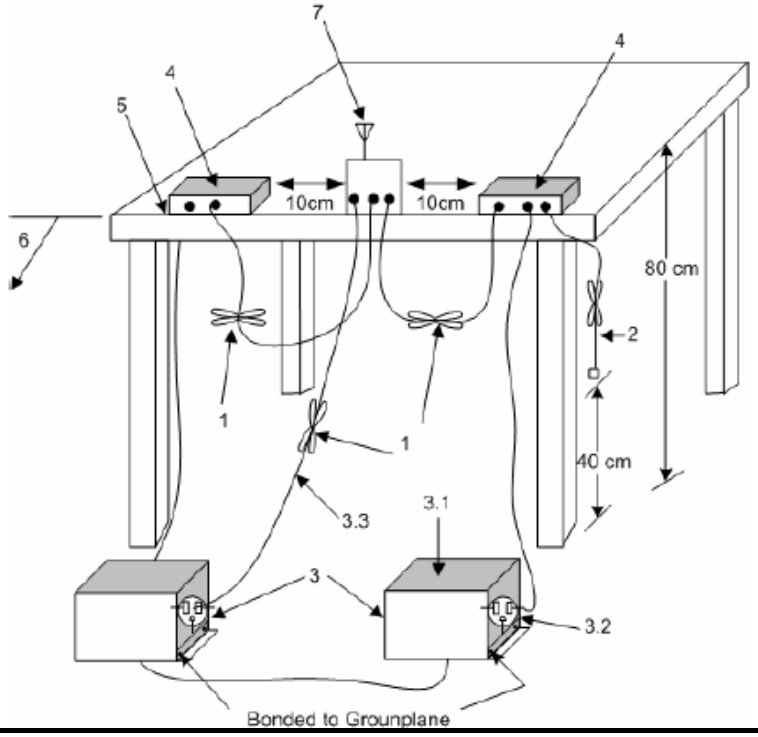

3.1.5 Test Result of AC Power-line Conducted Emissions

Refer as Appendix A

3.2 Emission Bandwidth

3.2.1 Emission Bandwidth Limit

Emission Bandwidth Limit
UNII Devices
☒ For the 5.15-5.25 GHz band, N/A
☒ For the 5.25-5.35 GHz band, N/A
☒ For the 5.47-5.725 GHz band, N/A
☒ For the 5.725-5.85 GHz band, 6 dB emission bandwidth ≥ 500kHz.

3.2.2 Measuring Instruments

Refer a test equipment and calibration data table in this test report.

3.2.3 Test Procedures

Test Method	
▪ For the emission bandwidth shall be measured using one of the options below:	
	☒ Refer as KDB 789033, clause C for EBW and clause D for OBW measurement.
	☐ Refer as ANSI C63.10, clause 6.9.3 for occupied bandwidth testing.
	☐ Refer as IC RSS-Gen, clause 6.7 for bandwidth testing.

3.2.4 Test Setup

Emission Bandwidth


3.2.5 Test Result of Emission Bandwidth

Refer as Appendix B

3.3 Maximum Conducted Output Power

3.3.1 Maximum Conducted Output Power Limit

Maximum Conducted Output Power Limit	
UNII Devices	
☒	For the 5.15-5.25 GHz band:
	▪ Outdoor AP: the maximum conducted output power (P_{Out}) shall not exceed the lesser of 1 W. If G_{TX} > 6 dBi, then P_{Out} = 30 – (G_{TX} – 6). e.i.r.p. at any elevation angle above 30 degrees ≤ 125mW [21dBm]
	▪ Indoor AP: the maximum conducted output power (P_{Out}) shall not exceed the lesser of 1 W. If G_{TX} > 6 dBi, then P_{Out} = 30 – (G_{TX} – 6)
	▪ Point-to-point AP: the maximum conducted output power (P_{Out}) shall not exceed the lesser of 1 W If G_{TX} > 23 dBi, then P_{Out} = 30 – (G_{TX} – 23).
	▪ Mobile or Portable Client: the maximum conducted output power (P_{Out}) shall not exceed the lesser of 250 mW. If G_{TX} > 6 dBi, then P_{Out} = 24 – (G_{TX} – 6).
☒	For the 5.25-5.35 GHz band, the maximum conducted output power (P_{Out}) shall not exceed the lesser of 250 mW or 11 dBm + 10 log B, where B is the 26 dB emission bandwidth in MHz. If G_{TX} > 6 dBi, then P_{Out} = 24 – (G_{TX} – 6).
☒	For the 5.47-5.725 GHz band, the maximum conducted output power (P_{Out}) shall not exceed the lesser of 250 mW or 11 dBm + 10 log B, where B is the 26 dB emission bandwidth in MHz. If G_{TX} > 6 dBi, then P_{Out} = 24 – (G_{TX} – 6).
☒	For the 5.725-5.85 GHz band:
	▪ Point-to-multipoint systems (P2M): the maximum conducted output power (P_{Out}) shall not exceed the lesser of 1 W. If G_{TX} > 6 dBi, then P_{Out} = 30 – (G_{TX} – 6).
	▪ Point-to-point systems (P2P): the maximum conducted output power (P_{Out}) shall not exceed the lesser of 1 W.
P_{Out} = maximum conducted output power in dBm, **G_{TX}** = the maximum transmitting antenna directional gain in dBi.	

3.3.2 Measuring Instruments

Refer a test equipment and calibration data table in this test report.

3.3.3 Test Procedures

Test Method	
▪ Maximum Conducted Output Power	
	Duty cycle ≥ 98%
	☐ Refer as KDB 789033, clause E Method SA-2 (spectral trace averaging).
	Duty cycle < 98%
	☒ Refer as KDB 789033, clause E Method SA-2 Alt. (RMS detection with slow sweep speed)
	Wideband RF power meter and average over on/off periods with duty factor
	☒ Refer as KDB 789033, clause E Method PM (using an RF average power meter).
▪ For conducted measurement.	
	▪ If the EUT supports multiple transmit chains using options given below: Refer as KDB 662911, In-band power measurements. Using the measure-and-sum approach, measured all transmit ports individually. Sum the power (in linear power units e.g., mW) of all ports for each individual sample and save them.
	▪ If multiple transmit chains, EIRP calculation could be following as methods: $P_{total} = P_1 + P_2 + \ldots + P_n$ (calculated in linear unit [mW] and transfer to log unit [dBm]) $EIRP_{total} = P_{total} + DG$

3.3.4 Test Setup

RF Output Power (Spectrum Analyzer)



RF Output Power (Power Meter)

3.3.5 Test Result of Maximum Conducted Output Power

Refer as Appendix C

3.4 Peak Power Spectral Density

3.4.1 Peak Power Spectral Density Limit

Peak Power Spectral Density Limit	
UNII Devices	
☒	For the 5.15-5.25 GHz band:
	▪ Outdoor AP: the peak power spectral density (PPSD) shall not exceed the lesser of 17dBm/MHz. If G_{TX} > 6 dBi, then P_{Out} = 17 – (G_{TX} – 6).
	▪ Indoor AP: the peak power spectral density (PPSD) shall not exceed the lesser of 17dBm/MHz. If G_{TX} > 6 dBi, then P_{Out} = 17 – (G_{TX} – 6).
	▪ Point-to-point AP: the peak power spectral density (PPSD) shall not exceed the lesser of 17dBm/MHz. If G_{TX} > 23 dBi, then P_{Out} = 17 – (G_{TX} – 23).
	▪ Mobile or Portable Client: the peak power spectral density (PPSD) ≤ 11 dBm/MHz. If G_{TX} > 6 dBi, then PPSD= 11 – (G_{TX} – 6)..
☒	For the 5.25-5.35 GHz band, the peak power spectral density (PPSD) ≤ 11 dBm/MHz. If G_{TX} > 6 dBi, then PPSD= 11 – (G_{TX} – 6).
☒	For the 5.47-5.725 GHz band, the peak power spectral density (PPSD) ≤ 11 dBm/MHz. If G_{TX} > 6 dBi, then PPSD= 11 – (G_{TX} – 6).
☒	For the 5.725-5.85 GHz band:
	▪ Point-to-multipoint systems (P2M): the peak power spectral density (PPSD) ≤ 30 dBm/500kHz. If G_{TX} > 6 dBi, then PPSD= 30 – (G_{TX} – 6).
	▪ Point-to-point systems (P2P): the peak power spectral density (PPSD) ≤ 30 dBm/500kHz.
PPSD = peak power spectral density that he same method as used to determine the conducted output power shall be used to determine the power spectral density. And power spectral density in dBm/MHz **G_{TX}** = the maximum transmitting antenna directional gain in dBi.	

3.4.2 Measuring Instruments

Refer a test equipment and calibration data table in this test report.

3.4.3 Test Procedures

Test Method		
▪ Peak power spectral density procedures that the same method as used to determine the conducted output power shall be used to determine the peak power spectral density and use the peak search function on the spectrum analyzer to find the peak of the spectrum. For the peak power spectral density shall be measured using below options:		
	☐ Refer as KDB 789033, F)5) power spectral density can be measured using resolution bandwidths < 1 MHz provided that the results are integrated over 1 MHz bandwidth	
	Duty cycle ≥ 98%	
	☐ Refer as KDB 789033, clause E Method SA-2 (spectral trace averaging).	
	Duty cycle < 98%	
	☒ Refer as KDB 789033, clause E Method SA-2 Alt. (RMS detection with slow sweep speed)	
▪ For conducted measurement.		
	▪ If the EUT supports multiple transmit chains using options given below:	
		▪ Measure and sum the spectra across the outputs. Refer as KDB 662911, In-band power spectral density (PSD). Sample all transmit ports simultaneously using a spectrum analyzer for each transmit port. Where the trace bin-by-bin of each transmit port summing can be performed. (i.e., in the first spectral bin of output 1 is summed with that in the first spectral bin of output 2 and that from the first spectral bin of output 3, and so on up to the NTX output to obtain the value for the first frequency bin of the summed spectrum.). Add up the amplitude (power) values for the different transmit chains and use this as the new data trace.
	▪	If multiple transmit chains, EIRP PPSD calculation could be following as methods: $PPSD_{total} = PPSD_1 + PPSD_2 + \ldots + PPSD_n$ (calculated in linear unit [mW] and transfer to log unit [dBm]) $EIRP_{total} = PPSD_{total} + DG$

3.4.4 Test Setup

Power Spectral Density


3.4.5 Test Result of Peak Power Spectral Density

Refer as Appendix D

3.5 Unwanted Emissions

3.5.1 Transmitter Radiated Unwanted Emissions Limit

Unwanted emissions below 1 GHz and restricted band emissions above 1GHz limit			
Frequency Range (MHz)	**Field Strength (uV/m)**	**Field Strength (dBuV/m)**	**Measure Distance (m)**
0.009~0.490	2400/F(kHz)	48.5 - 13.8	300
0.490~1.705	24000/F(kHz)	33.8 - 23	30
1.705~30.0	30	29	30
30~88	100	40	3
88~216	150	43.5	3
216~960	200	46	3
Above 960	500	54	3

Note 1: Test distance for frequencies at or above 30 MHz, measurements may be performed at a distance other than the limit distance provided they are not performed in the near field and the emissions to be measured can be detected by the measurement equipment. When performing measurements at a distance other than that specified, the results shall be extrapolated to the specified distance using an extrapolation factor of 20 dB/decade (inverse of linear distance for field-strength measurements, inverse of linear distance-squared for power-density measurements).

Note 2: Test distance for frequencies at below 30 MHz, measurements may be performed at a distance closer than the EUT limit distance; however, an attempt should be made to avoid making measurements in the near field. When performing measurements below 30 MHz at a closer distance than the limit distance, the results shall be extrapolated to the specified distance by either making measurements at a minimum of two or more distances on at least one radial to determine the proper extrapolation factor or by using the square of an inverse linear distance extrapolation factor (40 dB/decade). The test report shall specify the extrapolation method used to determine compliance of the EUT.

Note 3: Using the distance of 1m during the test for above 18 GHz, and the test value to correct for the distance factor at 3m.

Un-restricted band emissions above 1GHz Limit	
Operating Band	**Limit**
5.15 - 5.25 GHz	e.i.r.p. -27 dBm [68.2 dBuV/m@3m]
5.25 - 5.35 GHz	e.i.r.p. -27 dBm [68.2 dBuV/m@3m]
5.47 - 5.725 GHz	e.i.r.p. -27 dBm [68.2 dBuV/m@3m]
5.725 - 5.85 GHz	5.650-5700 GHz: e.i.r.p. -27 ~ 10 dBm [68.2 ~ 105.2 dBuV/m@3m] 5.700-5720 GHz: e.i.r.p. 10 ~ 15.6 dBm [105.2 ~ 110.8 dBuV/m@3m] 5.720-5725 GHz: e.i.r.p. 15.6 ~ 27 dBm [110.8 ~ 122.2 dBuV/m@3m] 5.850-5.855 GHz: e.i.r.p. 27 ~ 15.6 dBm [122.2 ~ 110.8 dBuV/m@3m] 5.855-5.875 GHz: e.i.r.p. 15.6 ~ 10 dBm [110.8 ~ 105.2 dBuV/m@3m] 5.875-5.925 GHz: e.i.r.p. 10 ~ -27 dBm [105.2 ~ 68.2dBuV/m@3m] Other un-restricted band: e.i.r.p. -27 dBm [68.2 dBuV/m@3m]
Note 1: Measurements may be performed at a distance other than the limit distance provided they are not performed in the near field and the emissions to be measured can be detected by the measurement equipment. When performing measurements at a distance other than that specified, the results shall be extrapolated to the specified distance using an extrapolation factor of 20 dB/decade (inverse of linear distance for field-strength measurements, inverse of linear distance-squared for power-density measurements).	

3.5.2 Measuring Instruments

Refer a test equipment and calibration data table in this test report.

3.5.3 Test Procedures

Test Method			
▪ Measurements may be performed at a distance other than the limit distance provided they are not performed in the near field and the emissions to be measured can be detected by the measurement equipment. Measurements shall not be performed at a distance greater than 30 m for frequencies above 30 MHz, unless it can be further demonstrated that measurements at a distance of 30 m or less are impractical. When performing measurements at a distance other than that specified, the results shall be extrapolated to the specified distance using an extrapolation factor of 20 dB/decade (inverse of linear distance for field-strength measurements, inverse of linear distance-squared for power-density measurements).			
▪ The average emission levels shall be measured in [duty cycle ≥ 98 or duty factor].			
▪ For the transmitter unwanted emissions shall be measured using following options below:			
	▪ Refer as KDB 789033, clause G)2) for unwanted emissions into non-restricted bands.		
	▪ Refer as KDB 789033, clause G)1) for unwanted emissions into restricted bands.		
		☒ Refer as KDB 789033, G)6) Method VB (ANSI C63.10, clause 4.1.4.2.3), Reduced VBW.	
		☒ Refer as KDB 789033, clause G)5) (ANSI C63.10, clause 4.1.4.2.2), measurement procedure peak limit.	
▪ For radiated measurement.			
	▪ Refer as ANSI C63.10, clause 6.4 for radiated emissions below 30 MHz and test distance is 3m.		
	▪ Refer as ANSI C63.10, clause 6.5 for radiated emissions 30 MHz to 1 GHz and test distance is 3m.		
	▪ Refer as ANSI C63.10, clause 6.6 for radiated emissions above 1GHz.		
▪ The any unwanted emissions level shall not exceed the fundamental emission level.			
▪ All amplitude of spurious emissions that are attenuated by more than 20 dB below the permissible value has no need to be reported.			

3.5.4 Test Setup

Transmitter Radiated Unwanted Emissions

9kHz ~30MHz

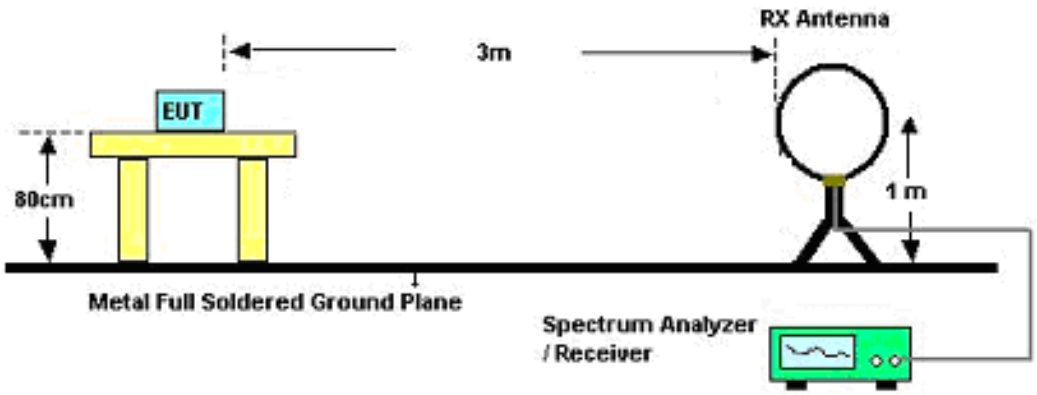

30MHz~1GHz

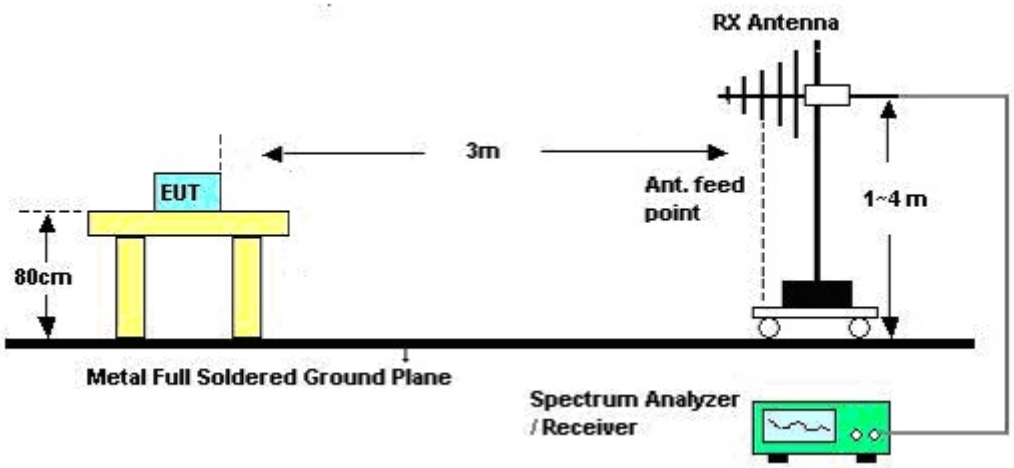

Above 1GHz

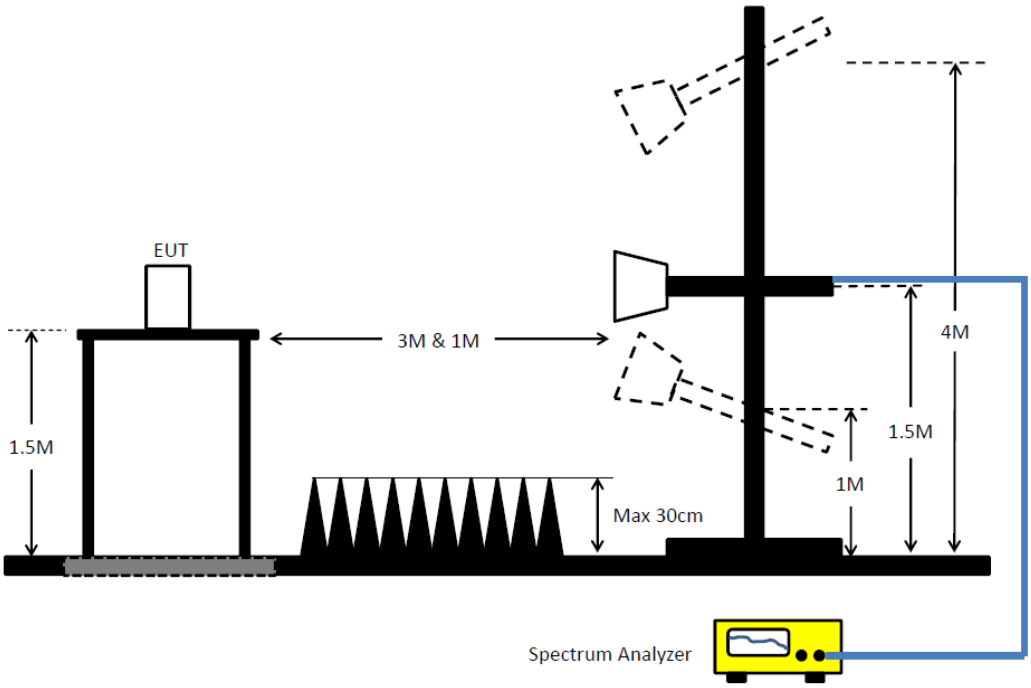

3.5.5 Transmitter Unwanted Emissions (Below 30MHz)

The amplitude of spurious emissions which are attenuated by more than 20dB below the permissible value has no need to be reported.

3.5.6 Test Result of Transmitter Unwanted Emissions

Refer as Appendix E

3.6 Receiver Radiated Unwanted Emissions

3.6.1 Receiver Radiated Unwanted Emissions Limit

Restricted Spurious Emissions Limit			
Frequency Range (MHz)	**Field Strength (uV/m)**	**Field Strength (dBuV/m)**	**Measure Distance (m)**
0.009~0.490	2400/F(kHz)	48.5 - 13.8	300
0.490~1.705	24000/F(kHz)	33.8 - 23	30
1.705~30.0	30	29	30
30~88	100	40	3
88~216	150	43.5	3
216~960	200	46	3
Above 960	500	54	3

Note 1: Test distance for frequencies at or above 30 MHz, measurements may be performed at a distance other than the limit distance provided they are not performed in the near field and the emissions to be measured can be detected by the measurement equipment. When performing measurements at a distance other than that specified, the results shall be extrapolated to the specified distance using an extrapolation factor of 20 dB/decade (inverse of linear distance for field-strength measurements, inverse of linear distance-squared for power-density measurements).

Note 2: Test distance for frequencies at below 30 MHz, measurements may be performed at a distance closer than the EUT limit distance; however, an attempt should be made to avoid making measurements in the near field. When performing measurements below 30 MHz at a closer distance than the limit distance, the results shall be extrapolated to the specified distance by either making measurements at a minimum of two or more distances on at least one radial to determine the proper extrapolation factor or by using the square of an inverse linear distance extrapolation factor (40 dB/decade). The test report shall specify the extrapolation method used to determine compliance of the EUT.

3.6.2 Measuring Instruments

Refer a test equipment and calibration data table in this test report.

3.6.3 Test Procedures

Test Method		
☒	The search for spurious emissions shall be from the lowest frequency internally generated or used in the receiver (e.g. local oscillator, intermediate or carrier frequency), or 30 MHz, whichever is higher, to at least 3 times the highest tuneable or local oscillator frequency, whichever is higher, without exceeding 40 GHz.	
☒	Measurements may be performed at a distance other than the limit distance provided they are not performed in the near field and the emissions to be measured can be detected by the measurement equipment. When performing measurements at a distance other than that specified, the results shall be extrapolated to the specified distance using an extrapolation factor of 20 dB/decade (inverse of linear distance for field-strength measurements, inverse of linear distance-squared for power-density measurements).	
☒	For radiated measurement, refer as KDB 789033, clause G)2).	
	☒	Refer as ANSI C63.4, clause 8.3.1.1 and 8.3.2.1 for radiated emissions from below 30 MHz.
	☒	Refer as ANSI C63.4, clause 8.3.1.1 and 8.3.2.1 for radiated emissions from 30 MHz-1 GHz. For the peak measurement is fully sufficient, as the max field strength as measured with the Peak-Detector meets the QP-Limit so that the QP level does not need to be reported in addition.
	☒	Refer as ANSI C63.4, clause 8.3.1.2 and 8.3.2.2 for radiated emissions from above 1 GHz. For the peak measurement is fully sufficient, as the max field strength as measured with the Peak-Detector meets the AV-Limit so that the AV level does not need to be reported in addition.
☒	All amplitude of spurious emissions that are attenuated by more than 30 dB below the permissible value has no need to be reported.	

3.6.4 Test Setup

Receiver Spurious and Out of Band Emissions (9 kHz - 30 MHz)

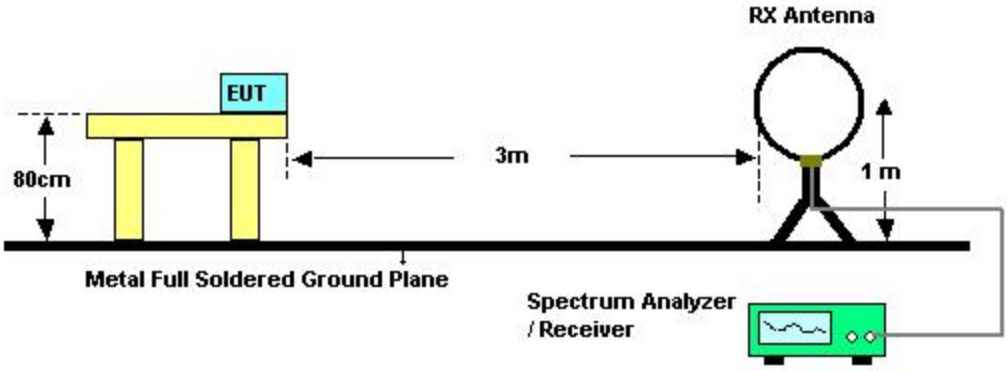

Receiver Radiated Unwanted Emissions (Below 1GHz)

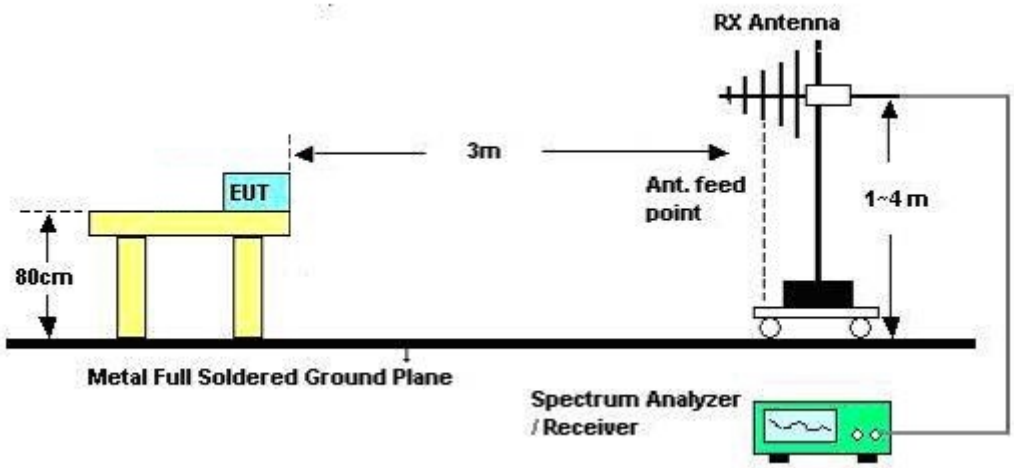

Receiver Radiated Unwanted Emissions (Above 1GHz)

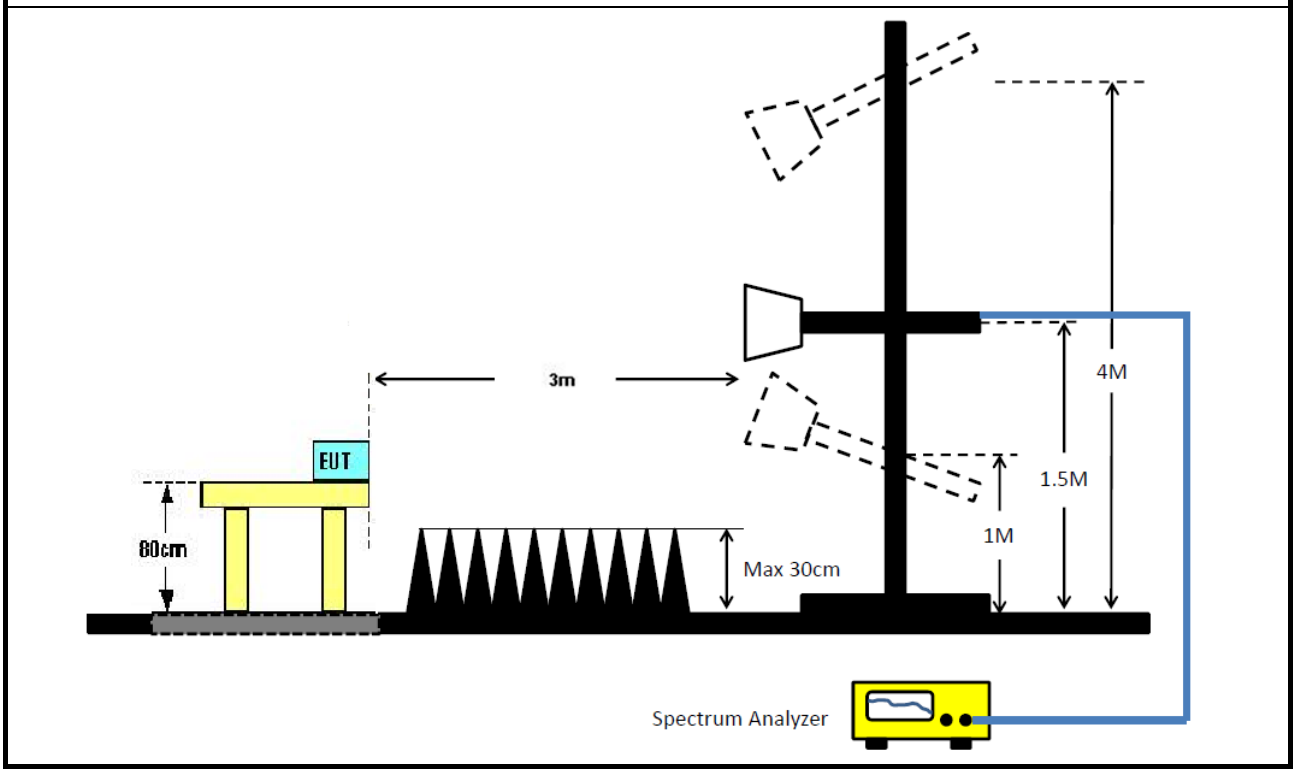

3.6.5 Receiver Radiated Unwanted Emissions (Below 30MHz)

The amplitude of spurious emissions which are attenuated by more than 20dB below the permissible value has no need to be reported.

3.6.6 Test Result of Receiver Radiated Unwanted Emissions

Refer as Appendix F

3.7 Test Equipment and Calibration Data

Instrument for AC Conduction

Instrument	Manufacturer	Model No.	Serial No.	Spec.	Calibration Date	Calibration Due Date
EMC Receiver	R&S	ESR	102051	9KHz ~ 3.6GHz	03/May/2018	02/May/2019
LISN	R&S	ENV216	101295	9kHz ~ 30MHz	08/Nov/2018	07/Nov/2019
RF Cable-CON	MTJ	RG142	CB002-CO	9kHz ~ 200MHz	17/Sep/2018	16/Sep/2019
AC POWER	APC	AFC-11005G	F310050055	47Hz~63Hz 5~300V	NCR	NCR
Impuls Begrenzer Pulse Limiter	SCHWARZBECK	VTSD 9561-F	9561-F041	9 kHz ~ 30 MHz	12/Oct/2018	11/Oct/2019

NCR : Non-Calibration Require

Instrument for Radiated Test

Instrument	Manufacturer	Model No.	Serial No.	Spec.	Calibration Date	Calibration Due Date
3m Semi Anechoic Chamber	TDK	SAC-3M	03CH09-HY	30MHz ~ 1GHz	23/Apr/2018	22/Apr/2019
3m Semi Anechoic Chamber	TDK	SAC-3M	03CH09-HY	1GHz ~ 18GHz	14/Jun/2018	13/Jun/2019
Microwave Preamplifier	Agilent	8449B	3008A02096	1GHz ~ 26.5GHz	10/May/2018	09/May/2019
Amplifier	EMC	EMC9135	980232	9KHz~1GHz	27/Apr/2018	26/Apr/2019
EXA Signal Analyzer	KEYSIGHT	N9010A	MY54200885	10Hz ~ 44GHz	31/Jul/2018	30/Jul/2019
EMI Test Receiver	Rohde & Schwarz	ESCS 30	100354	9kHz ~ 2.75GHz	08/Dec/2017	07/Dec/2018
Bilog Antenna & 5dB Attenuator	TESEQ & MTJ	CBL6111D & MTJ6102-05	35418 / 3	30MHz~1GHz	02/Oct/2018	03/Oct/2019
Double Ridged Guide Horn Antenna	SCHWARZBECK	BBHA 9120 D	BBHA9120 D 1534	1GHz~18GHz	30/Apr/2018	29/Apr/2019
Broadband Horn Antenna	SCHWARZBECK	BBHA 9170	BBHA9170614	18GHz~40GHz	09/Feb/2018	08/Feb/2019
Preamplifier	MITEQ	TTA1840-35-HG	1864481	18GHz ~ 40GHz	24/Aug/2018	23/Aug/2019
Loop Antenna	TESEQ	HLA 6120	31244	9k-30MHz	29/Mar/2018	28/Mar/2019
RF Cable-R03m	Jye Bao	RG142	CB031	9kHz ~ 1GHz	01/Feb/2018	31/Jan/2019
RF Cable-high	HUBER+SUHNER	SUCOFLEX104	SN 556626/4 + 556627	1GHz ~ 40GHz	14/Mar/2018	13/Mar/2019

Instrument for Conducted Test

Instrument	Manufacturer	Model No.	Serial No.	Spec.	Calibration Date	Calibration Due Date
Signal Analyzer	R&S	FSV40	101500	10Hz ~ 40GHz	18/Jul/2018	17/Jul/2019
Power Sensor	Anritsu	MA2411B	1339407	300MHz ~ 40GHz	17/Nov/2018	16/Nov/2019
Power Meter	Anritsu	ML2495A	1517010	300MHz ~ 40GHz	17/Nov/2018	16/Nov/2019
RF Cable-1.5m	HUBER+ SUHNER	SUCOFLEX_104	MY12585/4	30MHz ~ 26.5GHz	26/Jan/2018	25/Jan/2019
RF Cable-0.2m	HUBER+ SUHNER	SUCOFLEX_104	MY10710/4	30MHz ~ 26.5GHz	26/Jan/2018	25/Jan/2019
RF Cable-0.2m	HUBER+ SUHNER	SUCOFLEX_104	MY10709/4	30MHz ~ 26.5GHz	26/Jan/2018	25/Jan/2019
Signal Generator	R&S	SMB100A	175727	100kHz~40GHz	26/Oct/2018	25/Oct/2019

AC Power-line Conducted Emissions Result			
Operating Mode	1	**Power Phase**	Neutral
Operating Function	USB Mode - TX		

AC Conduction

21/11/2018

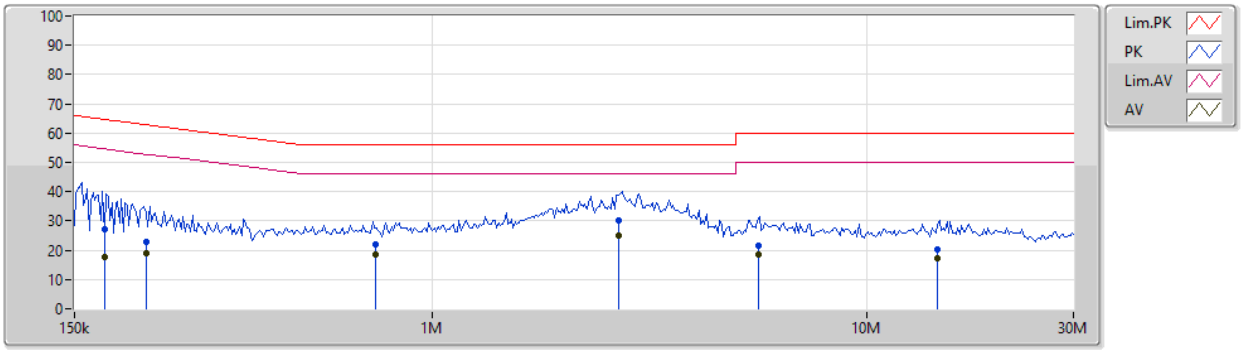

Type	Freq	Level	Limit	Margin	Factor	Condition	Comment	Raw	LISN	CL	AT
	(Hz)	(dBuV)	(dBuV)	(dB)	(dB)			(dBuV)	(dB)	(dB)	(dB)
QP	175.579k	27.00	64.70	-37.70	19.64	Neutral	-	7.36	9.62	0.02	10.00
AV	175.579k	17.65	54.70	-37.05	19.64	Neutral	-	-1.99	9.62	0.02	10.00
QP	220.199k	22.94	62.81	-39.87	19.63	Neutral	-	3.31	9.62	0.01	10.00
AV	220.199k	18.96	52.81	-33.85	19.63	Neutral	-	-0.67	9.62	0.01	10.00
QP	738.17k	22.19	56.00	-33.81	19.65	Neutral	-	2.54	9.62	0.03	10.00
AV	738.17k	18.66	46.00	-27.34	19.65	Neutral	-	-0.99	9.62	0.03	10.00
QP	2.694M	30.34	56.00	-25.66	19.67	Neutral	-	10.67	9.63	0.04	10.00
AV	2.694M	24.90	46.00	-21.10	19.67	Neutral	"Worst"	5.23	9.63	0.04	10.00
QP	5.654M	21.52	60.00	-38.48	19.79	Neutral	-	1.73	9.66	0.13	10.00
AV	5.654M	18.64	50.00	-31.36	19.79	Neutral	-	-1.15	9.66	0.13	10.00
QP	14.609M	20.40	60.00	-39.60	19.73	Neutral	-	0.67	9.70	0.03	10.00
AV	14.609M	17.06	50.00	-32.94	19.73	Neutral	-	-2.67	9.70	0.03	10.00

Note 1: “>20dB” means emission levels that exceed the level of 20 dB below the applicable limit.
Note 2: “N/F” means Nothing Found emissions (No emissions were detected.)

AC Power-line Conducted Emissions Result			
Operating Mode	1	**Power Phase**	Line
Operating Function	USB Mode - TX		

AC Conduction

21/11/2018

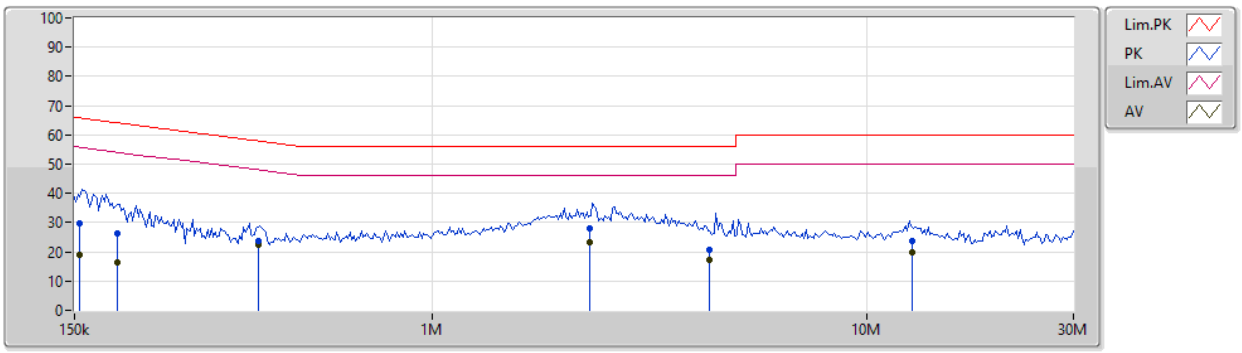

Type	Freq	Level	Limit	Margin	Factor	Condition	Comment	Raw	LISN	CL	AT
	(Hz)	(dBuV)	(dBuV)	(dB)	(dB)			(dBuV)	(dB)	(dB)	(dB)
QP	153.726k	29.93	65.79	-35.86	19.66	Line	-	10.27	9.62	0.04	10.00
AV	153.726k	18.90	55.79	-36.89	19.66	Line	-	-0.76	9.62	0.04	10.00
QP	187.96k	26.19	64.13	-37.94	19.63	Line	-	6.56	9.62	0.01	10.00
AV	187.96k	16.34	54.13	-37.79	19.63	Line	-	-3.29	9.62	0.01	10.00
QP	397.961k	23.79	57.89	-34.10	19.71	Line	-	4.08	9.61	0.10	10.00
AV	397.961k	22.57	47.89	-25.32	19.71	Line	-	2.86	9.61	0.10	10.00
QP	2.31M	28.19	56.00	-27.81	19.64	Line	-	8.55	9.62	0.02	10.00
AV	2.31M	23.10	46.00	-22.90	19.64	Line	"Worst"	3.46	9.62	0.02	10.00
QP	4.345M	20.66	56.00	-35.34	19.73	Line	-	0.93	9.63	0.10	10.00
AV	4.345M	17.39	46.00	-28.61	19.73	Line	-	-2.34	9.63	0.10	10.00
QP	12.737M	23.62	60.00	-36.38	19.72	Line	-	3.90	9.64	0.08	10.00
AV	12.737M	19.88	50.00	-30.12	19.72	Line	-	0.16	9.64	0.08	10.00

Note 1: “>20dB” means emission levels that exceed the level of 20 dB below the applicable limit.
Note 2: “N/F” means Nothing Found emissions (No emissions were detected.)

AC Power-line Conducted Emissions Result			
Operating Mode	1	**Power Phase**	Neutral
Operating Function	USB Mode - RX		

AC Conduction

01/12/2018

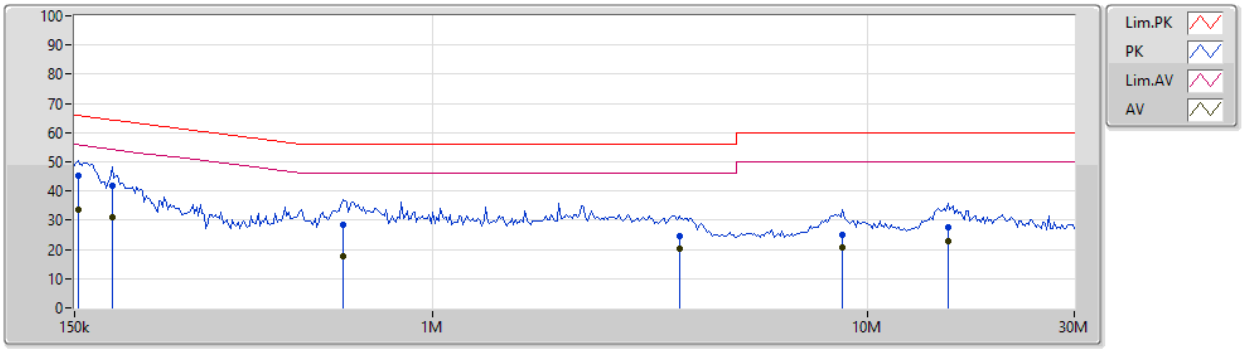

Type	Freq	Level	Limit	Margin	Factor	Condition	Comment	Raw	LISN	CL	AT
	(Hz)	(dBuV)	(dBuV)	(dB)	(dB)			(dBuV)	(dB)	(dB)	(dB)
QP	153.015k	45.22	65.83	-20.61	19.67	Neutral	"Worst"	25.55	9.63	0.04	10.00
AV	153.015k	33.62	55.83	-22.21	19.67	Neutral	-	13.95	9.63	0.04	10.00
QP	183.029k	41.92	64.34	-22.42	19.64	Neutral	-	22.28	9.62	0.02	10.00
AV	183.029k	30.99	54.34	-23.35	19.64	Neutral	-	11.35	9.62	0.02	10.00
QP	622.369k	28.33	56.00	-27.67	19.66	Neutral	-	8.67	9.61	0.05	10.00
AV	622.369k	17.78	46.00	-28.22	19.66	Neutral	-	-1.88	9.61	0.05	10.00
QP	3.695M	24.47	56.00	-31.53	19.72	Neutral	-	4.75	9.64	0.08	10.00
AV	3.695M	20.22	46.00	-25.78	19.72	Neutral	-	0.50	9.64	0.08	10.00
QP	8.781M	24.86	60.00	-35.14	19.86	Neutral	-	5.00	9.68	0.18	10.00
AV	8.781M	20.68	50.00	-29.32	19.86	Neutral	-	0.82	9.68	0.18	10.00
QP	15.33M	27.62	60.00	-32.38	19.74	Neutral	-	7.88	9.70	0.04	10.00
AV	15.33M	22.80	50.00	-27.20	19.74	Neutral	-	3.06	9.70	0.04	10.00

Note 1: ">20dB" means emission levels that exceed the level of 20 dB below the applicable limit.
Note 2: "N/F" means Nothing Found emissions (No emissions were detected.)

AC Power-line Conducted Emissions Result			
Operating Mode	1	**Power Phase**	Line
Operating Function	USB Mode - RX		

AC Conduction

01/12/2018

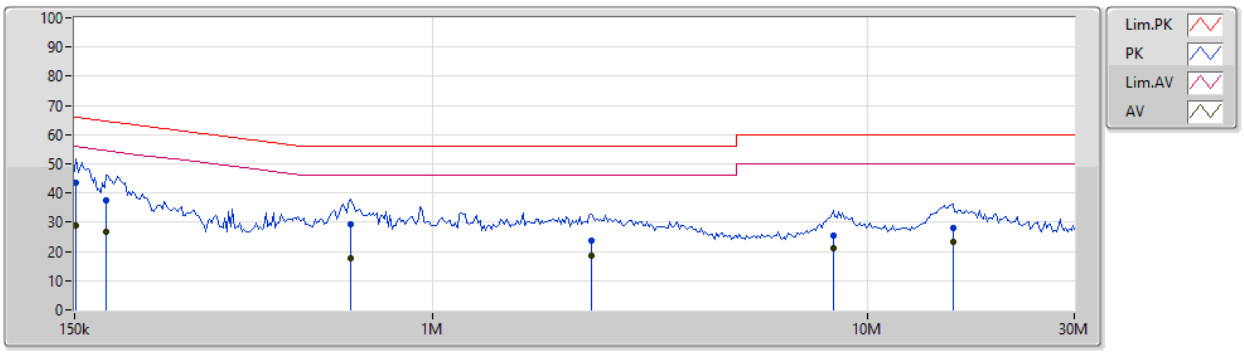

Type	Freq	Level	Limit	Margin	Factor	Condition	Comment	Raw	LISN	CL	AT
	(Hz)	(dBuV)	(dBuV)	(dB)	(dB)			(dBuV)	(dB)	(dB)	(dB)
QP	151.5k	43.41	65.92	-22.51	19.66	Line	"Worst"	23.75	9.62	0.04	10.00
AV	151.5k	29.03	55.92	-26.89	19.66	Line	-	9.37	9.62	0.04	10.00
QP	177.646k	37.67	64.59	-26.92	19.64	Line	-	18.03	9.62	0.02	10.00
AV	177.646k	26.66	54.59	-27.93	19.64	Line	-	7.02	9.62	0.02	10.00
QP	647.639k	29.24	56.00	-26.76	19.66	Line	-	9.58	9.61	0.05	10.00
AV	647.639k	17.77	46.00	-28.23	19.66	Line	-	-1.89	9.61	0.05	10.00
QP	2.315M	23.60	56.00	-32.40	19.64	Line	-	3.96	9.62	0.02	10.00
AV	2.315M	18.72	46.00	-27.28	19.64	Line	-	-0.92	9.62	0.02	10.00
QP	8.355M	25.53	60.00	-34.47	19.83	Line	-	5.70	9.65	0.18	10.00
AV	8.355M	21.09	50.00	-28.91	19.83	Line	-	1.26	9.65	0.18	10.00
QP	15.794M	28.12	60.00	-31.88	19.68	Line	-	8.44	9.63	0.05	10.00
AV	15.794M	23.18	50.00	-26.82	19.68	Line	-	3.50	9.63	0.05	10.00

Note 1: “>20dB” means emission levels that exceed the level of 20 dB below the applicable limit.
Note 2: “N/F” means Nothing Found emissions (No emissions were detected.)

Summary

Mode	Max-N dB (Hz)	Max-OBW (Hz)	ITU-Code	Min-N dB (Hz)	Min-OBW (Hz)
5.15-5.25GHz	-	-	-	-	-
802.11a_Nss1,(6Mbps)_1TX	22.9M	16.492M	16M5D1D	22.275M	16.467M
802.11n HT20_Nss1,(MCS0)_1TX	28.075M	17.666M	17M7D1D	23.25M	17.641M
5.25-5.35GHz	-	-	-	-	-
802.11a_Nss1,(6Mbps)_1TX	36.8M	16.942M	16M9D1D	21.975M	16.442M
802.11n HT20_Nss1,(MCS0)_1TX	36.6M	17.791M	17M8D1D	22.275M	17.616M
5.47-5.725GHz	-	-	-	-	-
802.11a_Nss1,(6Mbps)_1TX	40.725M	17.941M	17M9D1D	22.965M	13.973M
802.11n HT20_Nss1,(MCS0)_1TX	31M	17.766M	17M8D1D	20.76M	13.958M
5.725-5.85GHz	-	-	-	-	-
802.11a_Nss1,(6Mbps)_1TX	16.325M	20.015M	20M0D1D	3.1M	7.876M
802.11n HT20_Nss1,(MCS0)_1TX	17.275M	20.615M	20M6D1D	3.72M	5.337M

Max-N dB = Maximum 6dB down bandwidth for 5.725-5.85GHz band / Maximum 26dB down bandwidth for other band;
Max-OBW = Maximum 99% occupied bandwidth;
Min-N dB = Minimum 6dB down bandwidth for 5.725-5.85GHz band / Maximum 26dB down bandwidth for other band;
Min-OBW = Minimum 99% occupied bandwidth;

Result

Mode	Result	Limit (Hz)	Port 1-N dB (Hz)	Port 1-OBW (Hz)
802.11a_Nss1,(6Mbps)_1TX	-	-	-	-
5180MHz_TnomVnom	Pass	Inf	22.625M	16.467M
5200MHz_TnomVnom	Pass	Inf	22.9M	16.492M
5240MHz_TnomVnom	Pass	Inf	22.275M	16.467M
5260MHz_TnomVnom	Pass	Inf	21.975M	16.442M
5300MHz_TnomVnom	Pass	Inf	36.75M	16.867M
5320MHz_TnomVnom	Pass	Inf	36.8M	16.942M
5500MHz_TnomVnom	Pass	Inf	33.625M	16.642M
5580MHz_TnomVnom	Pass	Inf	25.925M	16.542M
5700MHz_TnomVnom	Pass	Inf	40.725M	17.941M
5720MHz Straddle 5.47-5.725GHz_TnomVnom	Pass	Inf	22.965M	13.973M
5720MHz Straddle 5.725-5.85GHz_TnomVnom	Pass	500k	3.1M	7.876M
5745MHz_TnomVnom	Pass	500k	15.925M	19.89M
5785MHz_TnomVnom	Pass	500k	16.325M	18.891M
5825MHz_TnomVnom	Pass	500k	16.05M	20.015M
802.11n HT20_Nss1,(MCS0)_1TX	-	-	-	-
5180MHz_TnomVnom	Pass	Inf	28.075M	17.666M
5200MHz_TnomVnom	Pass	Inf	23.25M	17.641M
5240MHz_TnomVnom	Pass	Inf	25.325M	17.641M
5260MHz_TnomVnom	Pass	Inf	22.675M	17.616M
5300MHz_TnomVnom	Pass	Inf	22.275M	17.616M
5320MHz_TnomVnom	Pass	Inf	36.6M	17.791M
5500MHz_TnomVnom	Pass	Inf	26.675M	17.741M
5580MHz_TnomVnom	Pass	Inf	22.425M	17.616M
5700MHz_TnomVnom	Pass	Inf	31M	17.766M
5720MHz Straddle 5.47-5.725GHz_TnomVnom	Pass	Inf	20.76M	13.958M
5720MHz Straddle 5.725-5.85GHz_TnomVnom	Pass	500k	3.72M	5.337M
5745MHz_TnomVnom	Pass	500k	17.275M	17.741M
5785MHz_TnomVnom	Pass	500k	16.55M	17.966M
5825MHz_TnomVnom	Pass	500k	16.875M	20.615M

Port X-N dB = Port **X** 6dB down bandwidth for 5.725-5.85GHz band / 26dB down bandwidth for other band
Port X-OBW = Port **X** 99% occupied bandwidth;

802.11a_Nss1,(6Mbps)_1TX — EBW

5180MHz

21/11/2018

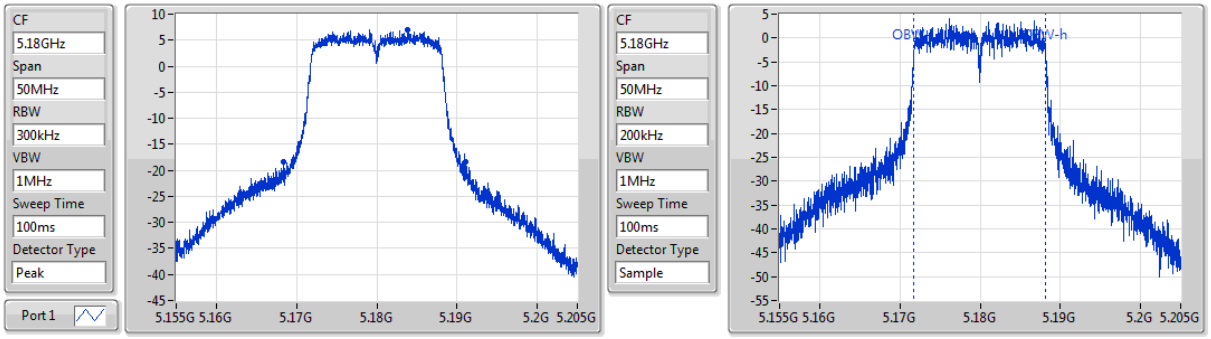

26dB(Hz)	Fl-26dB(Hz)	Fh-26dB(Hz)	OBW(Hz)	Fl-OBW(Hz)	Fh-OBW(Hz)	Limit(Hz)	Port
22.625M	5.1684G	5.191025G	16.467M	5.171729G	5.188196G	Inf	1

802.11a_Nss1,(6Mbps)_1TX — EBW

5200MHz

21/11/2018

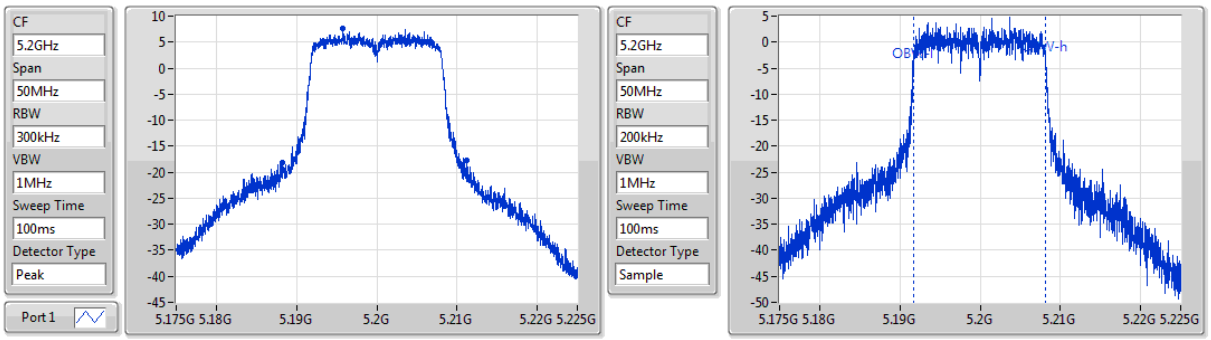

26dB(Hz)	Fl-26dB(Hz)	Fh-26dB(Hz)	OBW(Hz)	Fl-OBW(Hz)	Fh-OBW(Hz)	Limit(Hz)	Port
22.9M	5.188275G	5.211175G	16.492M	5.191704G	5.208196G	Inf	1

802.11a_Nss1,(6Mbps)_1TX — EBW

5240MHz

21/11/2018

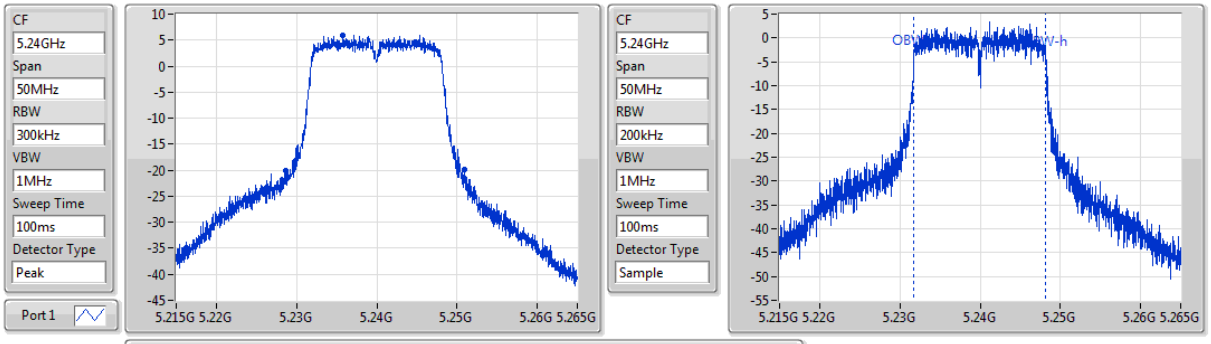

26dB(Hz)	Fl-26dB(Hz)	Fh-26dB(Hz)	OBW(Hz)	Fl-OBW(Hz)	Fh-OBW(Hz)	Limit(Hz)	Port
22.275M	5.228625G	5.2509G	16.467M	5.231729G	5.248196G	Inf	1

802.11a_Nss1,(6Mbps)_1TX — EBW

5260MHz

21/11/2018

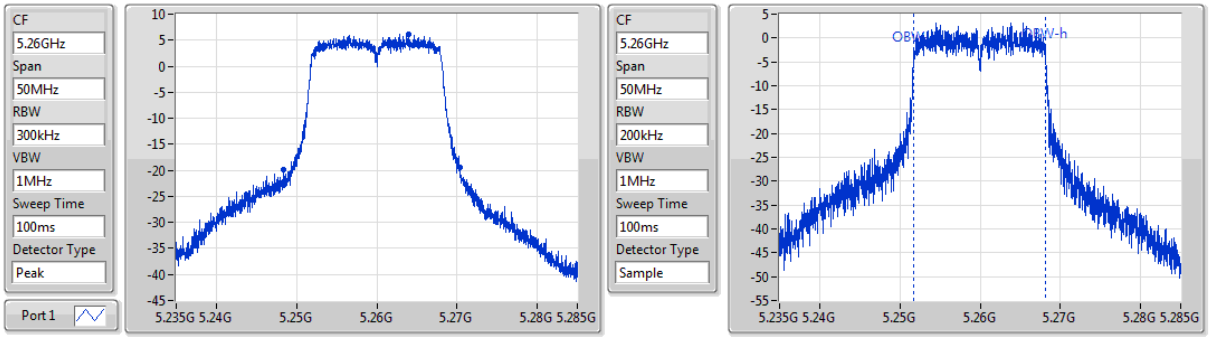

26dB(Hz)	Fl-26dB(Hz)	Fh-26dB(Hz)	OBW(Hz)	Fl-OBW(Hz)	Fh-OBW(Hz)	Limit(Hz)	Port
21.975M	5.248425G	5.2704G	16.442M	5.251729G	5.268171G	Inf	1

802.11a_Nss1,(6Mbps)_1TX — EBW

5300MHz

21/11/2018

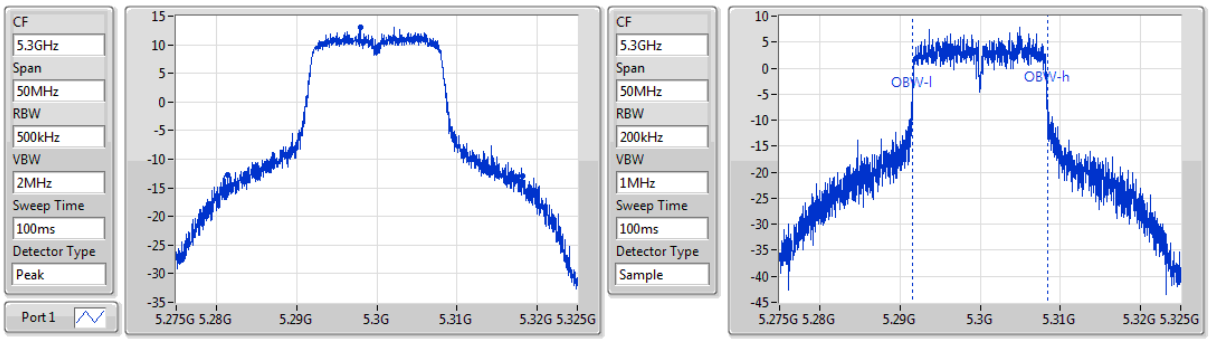

26dB(Hz)	Fl-26dB(Hz)	Fh-26dB(Hz)	OBW(Hz)	Fl-OBW(Hz)	Fh-OBW(Hz)	Limit(Hz)	Port
36.75M	5.281475G	5.318225G	16.867M	5.291529G	5.308396G	Inf	1

802.11a_Nss1,(6Mbps)_1TX — EBW

5320MHz

21/11/2018

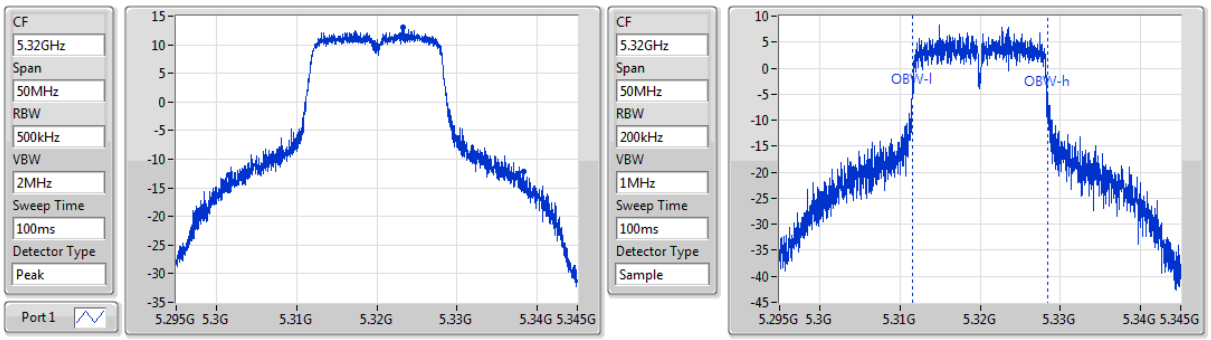

26dB(Hz)	Fl-26dB(Hz)	Fh-26dB(Hz)	OBW(Hz)	Fl-OBW(Hz)	Fh-OBW(Hz)	Limit(Hz)	Port
36.8M	5.30155G	5.33835G	16.942M	5.311504G	5.328446G	Inf	1

802.11a_Nss1,(6Mbps)_1TX — EBW

5500MHz

21/11/2018

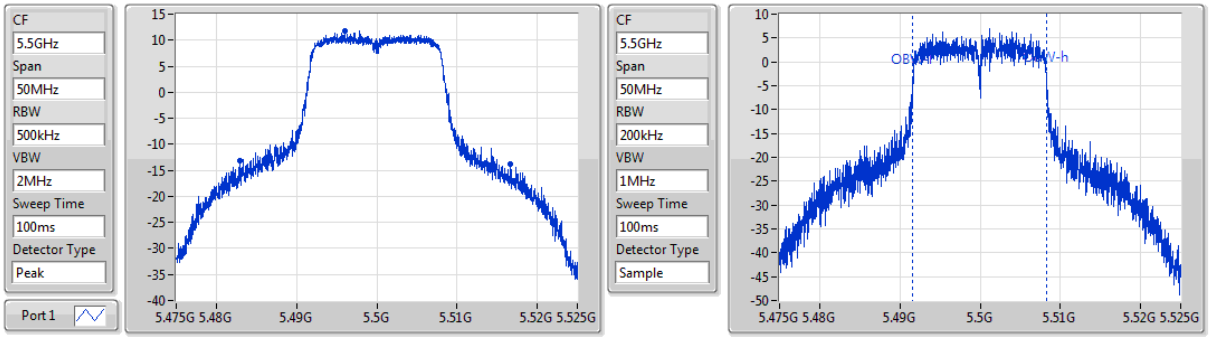

26dB(Hz)	Fl-26dB(Hz)	Fh-26dB(Hz)	OBW(Hz)	Fl-OBW(Hz)	Fh-OBW(Hz)	Limit(Hz)	Port
33.625M	5.483G	5.516625G	16.642M	5.491604G	5.508246G	Inf	1

802.11a_Nss1,(6Mbps)_1TX — EBW

5580MHz

21/11/2018

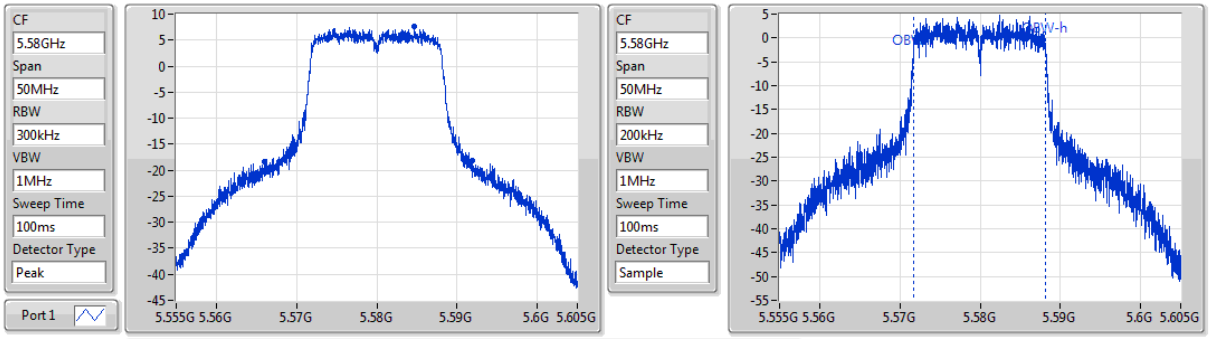

26dB(Hz)	Fl-26dB(Hz)	Fh-26dB(Hz)	OBW(Hz)	Fl-OBW(Hz)	Fh-OBW(Hz)	Limit(Hz)	Port
25.925M	5.565975G	5.5919G	16.542M	5.571654G	5.588196G	Inf	1

802.11a_Nss1,(6Mbps)_1TX — EBW

5700MHz

21/11/2018

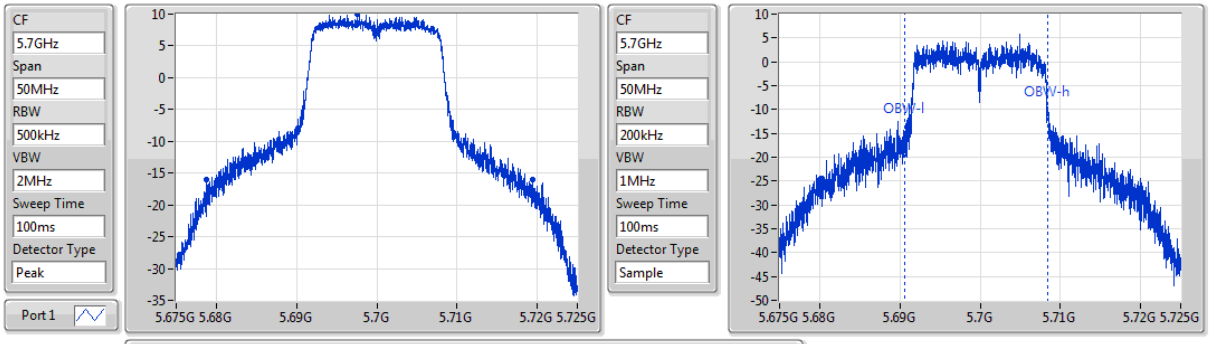

26dB(Hz)	Fl-26dB(Hz)	Fh-26dB(Hz)	OBW(Hz)	Fl-OBW(Hz)	Fh-OBW(Hz)	Limit(Hz)	Port
40.725M	5.67875G	5.719475G	17.941M	5.69053G	5.708471G	Inf	1

802.11a_Nss1,(6Mbps)_1TX **EBW**

5720MHz Straddle 5.47-5.725GHz

21/11/2018

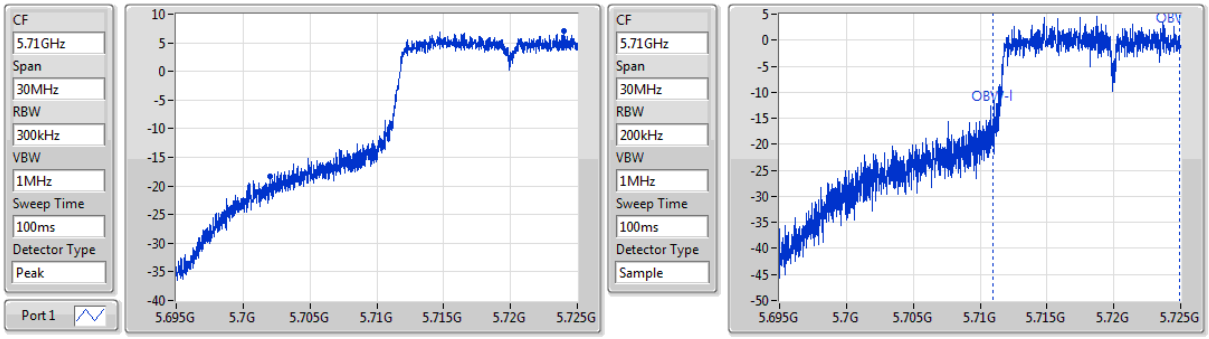

26dB(Hz)	Fl-26dB(Hz)	Fh-26dB(Hz)	OBW(Hz)	Fl-OBW(Hz)	Fh-OBW(Hz)	Limit(Hz)	Port
22.965M	5.702035G	5.725G	13.973M	5.710945G	5.724918G	Inf	1

802.11a_Nss1,(6Mbps)_1TX **EBW**

5720MHz Straddle 5.725-5.85GHz

21/11/2018

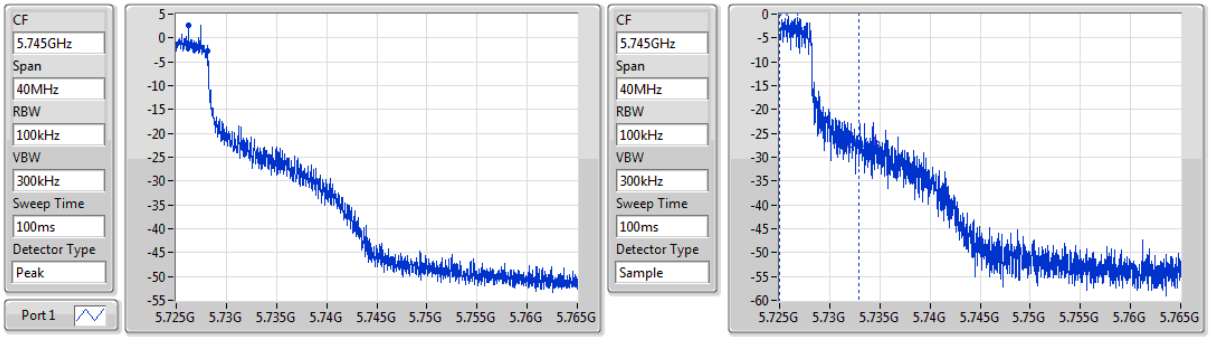

6dB(Hz)	Fl-6dB(Hz)	Fh-6dB(Hz)	OBW(Hz)	Fl-OBW(Hz)	Fh-OBW(Hz)	Limit(Hz)	Port
3.1M	5.725G	5.7281G	7.876M	5.72503G	5.732906G	500k	1

802.11a_Nss1,(6Mbps)_1TX **EBW**

5745MHz

21/11/2018

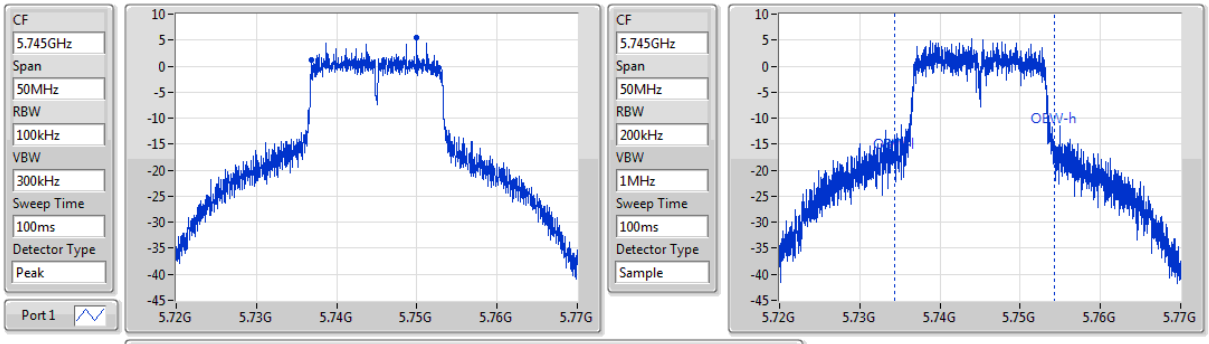

6dB(Hz)	Fl-6dB(Hz)	Fh-6dB(Hz)	OBW(Hz)	Fl-OBW(Hz)	Fh-OBW(Hz)	Limit(Hz)	Port
15.925M	5.736825G	5.75275G	19.89M	5.73433G	5.75422G	500k	1

802.11a_Nss1,(6Mbps)_1TX EBW

5785MHz

21/11/2018

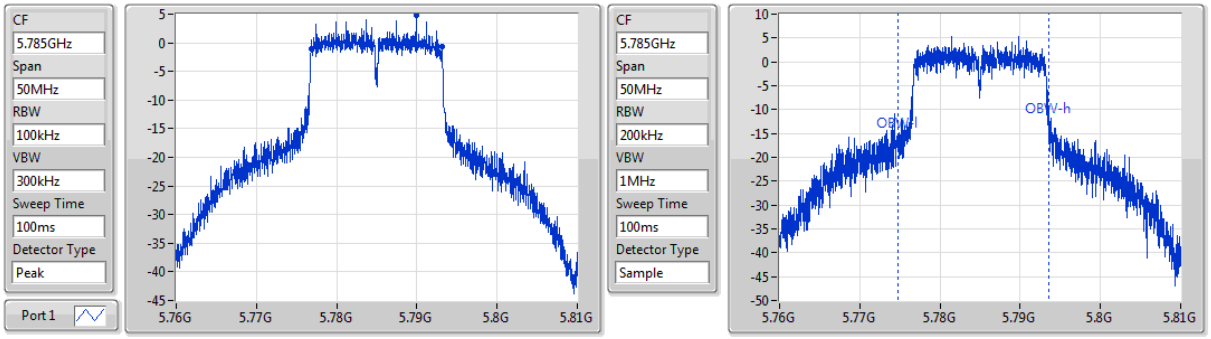

6dB(Hz)	Fl-6dB(Hz)	Fh-6dB(Hz)	OBW(Hz)	Fl-OBW(Hz)	Fh-OBW(Hz)	Limit(Hz)	Port
16.325M	5.7768G	5.793125G	18.891M	5.77473G	5.793621G	500k	1

802.11a_Nss1,(6Mbps)_1TX EBW

5825MHz

21/11/2018

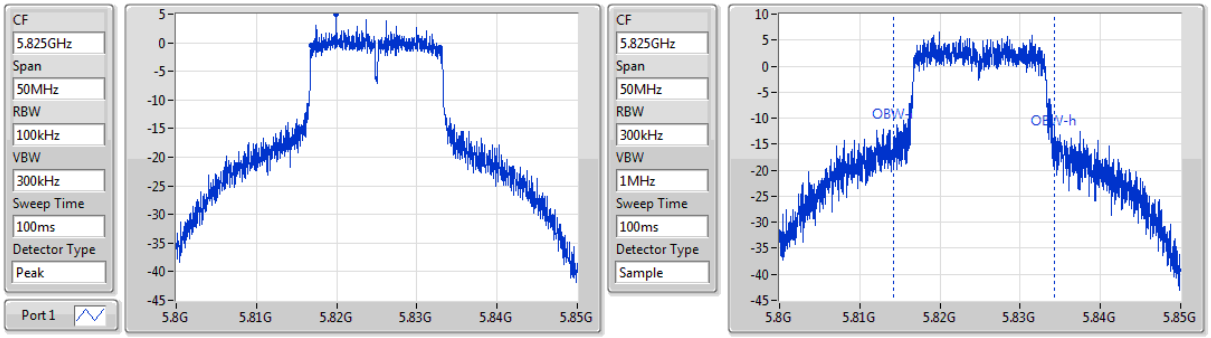

6dB(Hz)	Fl-6dB(Hz)	Fh-6dB(Hz)	OBW(Hz)	Fl-OBW(Hz)	Fh-OBW(Hz)	Limit(Hz)	Port
16.05M	5.8168G	5.83285G	20.015M	5.81418G	5.834195G	500k	1

802.11n HT20_Nss1,(MCS0)_1TX EBW

5180MHz

21/11/2018

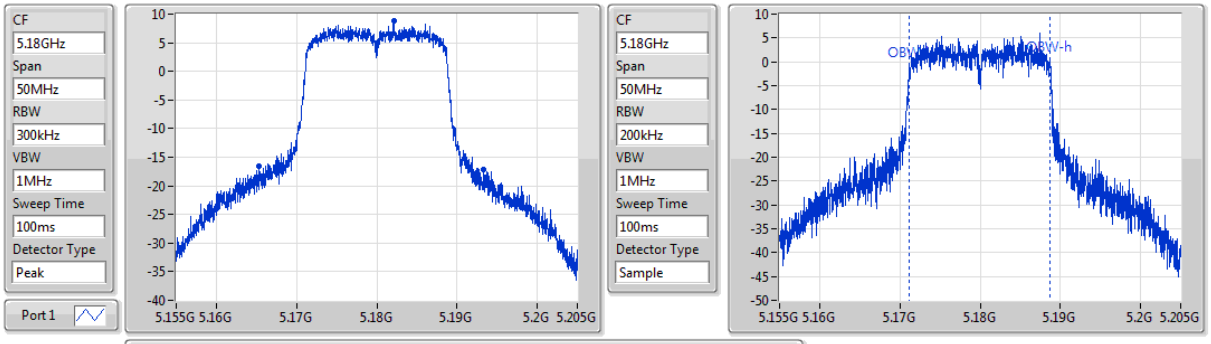

26dB(Hz)	Fl-26dB(Hz)	Fh-26dB(Hz)	OBW(Hz)	Fl-OBW(Hz)	Fh-OBW(Hz)	Limit(Hz)	Port
28.075M	5.165275G	5.19335G	17.666M	5.171104G	5.188771G	Inf	1

802.11n HT20_Nss1,(MCS0)_1TX — EBW

5200MHz

21/11/2018

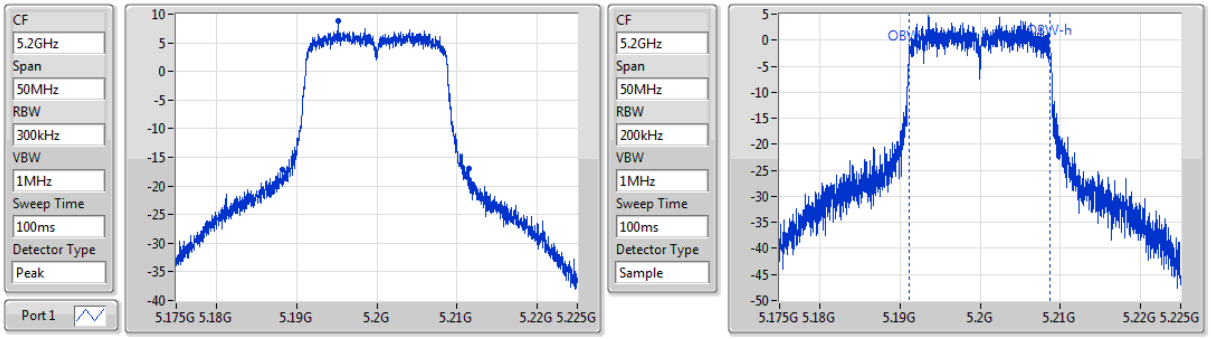

26dB(Hz)	Fl-26dB(Hz)	Fh-26dB(Hz)	OBW(Hz)	Fl-OBW(Hz)	Fh-OBW(Hz)	Limit(Hz)	Port
23.25M	5.188225G	5.211475G	17.641M	5.191129G	5.208771G	Inf	1

802.11n HT20_Nss1,(MCS0)_1TX — EBW

5240MHz

21/11/2018

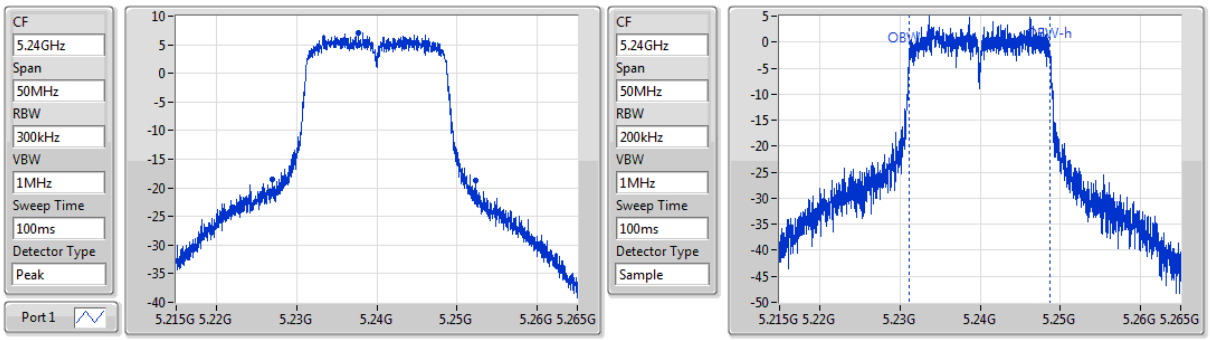

26dB(Hz)	Fl-26dB(Hz)	Fh-26dB(Hz)	OBW(Hz)	Fl-OBW(Hz)	Fh-OBW(Hz)	Limit(Hz)	Port
25.325M	5.227025G	5.25235G	17.641M	5.231129G	5.248771G	Inf	1

802.11n HT20_Nss1,(MCS0)_1TX — EBW

5260MHz

21/11/2018

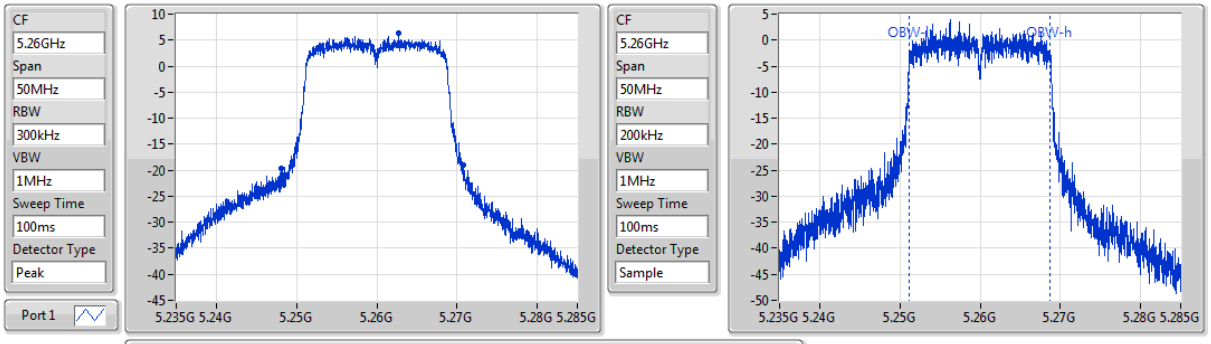

26dB(Hz)	Fl-26dB(Hz)	Fh-26dB(Hz)	OBW(Hz)	Fl-OBW(Hz)	Fh-OBW(Hz)	Limit(Hz)	Port
22.675M	5.248075G	5.27075G	17.616M	5.251154G	5.268771G	Inf	1

802.11n HT20_Nss1,(MCS0)_1TX — EBW

5300MHz

21/11/2018

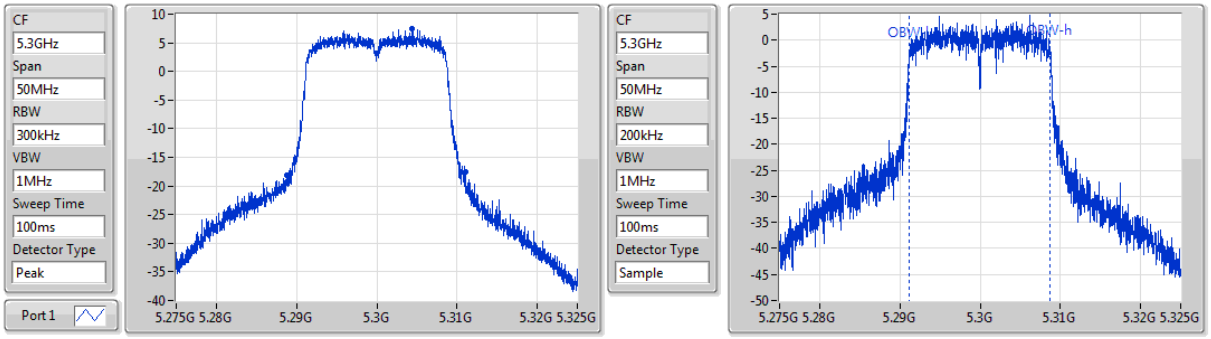

26dB(Hz)	Fl-26dB(Hz)	Fh-26dB(Hz)	OBW(Hz)	Fl-OBW(Hz)	Fh-OBW(Hz)	Limit(Hz)	Port
22.275M	5.2888G	5.311075G	17.616M	5.291154G	5.308771G	Inf	1

802.11n HT20_Nss1,(MCS0)_1TX — EBW

5320MHz

21/11/2018

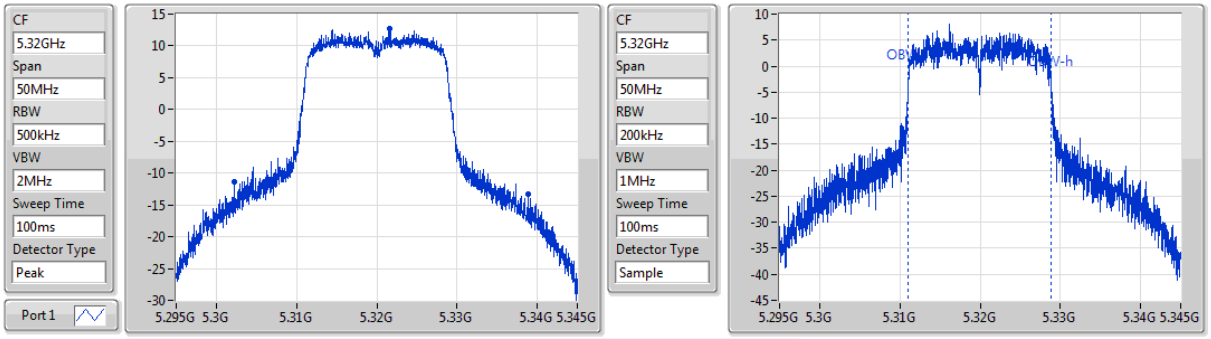

26dB(Hz)	Fl-26dB(Hz)	Fh-26dB(Hz)	OBW(Hz)	Fl-OBW(Hz)	Fh-OBW(Hz)	Limit(Hz)	Port
36.6M	5.30225G	5.33885G	17.791M	5.311054G	5.328846G	Inf	1

802.11n HT20_Nss1,(MCS0)_1TX — EBW

5500MHz

21/11/2018

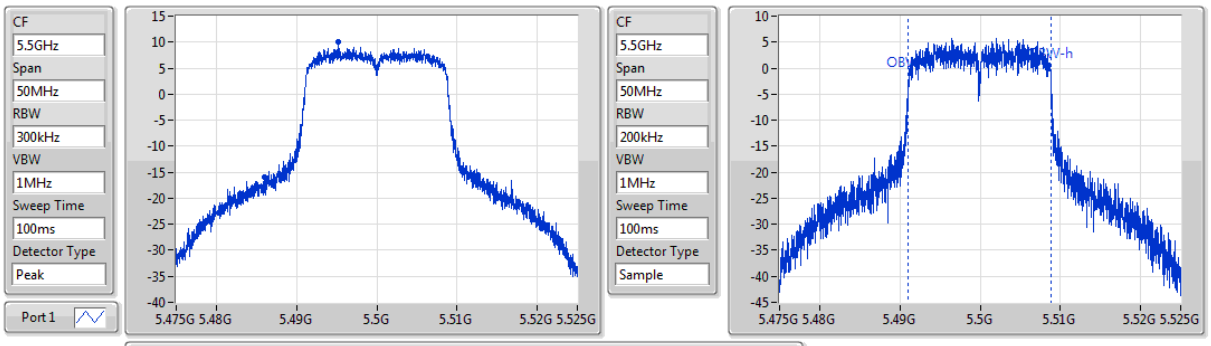

26dB(Hz)	Fl-26dB(Hz)	Fh-26dB(Hz)	OBW(Hz)	Fl-OBW(Hz)	Fh-OBW(Hz)	Limit(Hz)	Port
26.675M	5.485975G	5.51265G	17.741M	5.491079G	5.508821G	Inf	1

802.11n HT20_Nss1,(MCS0)_1TX — EBW

5580MHz

21/11/2018

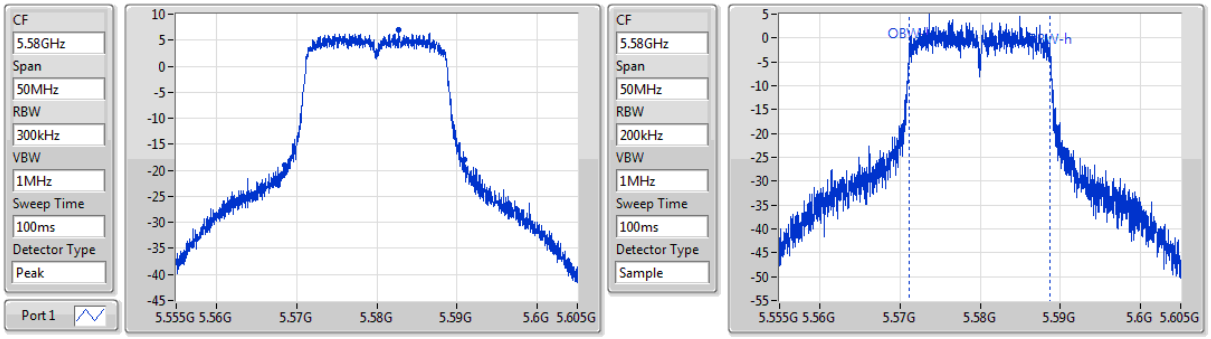

26dB(Hz)	Fl-26dB(Hz)	Fh-26dB(Hz)	OBW(Hz)	Fl-OBW(Hz)	Fh-OBW(Hz)	Limit(Hz)	Port
22.425M	5.568575G	5.591G	17.616M	5.571129G	5.588746G	Inf	1

802.11n HT20_Nss1,(MCS0)_1TX — EBW

5700MHz

21/11/2018

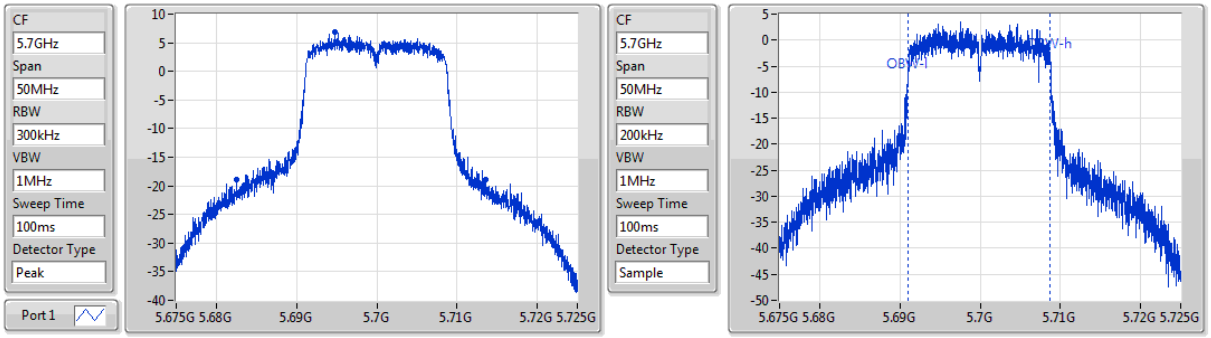

26dB(Hz)	Fl-26dB(Hz)	Fh-26dB(Hz)	OBW(Hz)	Fl-OBW(Hz)	Fh-OBW(Hz)	Limit(Hz)	Port
31M	5.682525G	5.713525G	17.766M	5.691004G	5.708771G	Inf	1

802.11n HT20_Nss1,(MCS0)_1TX — EBW

5720MHz Straddle 5.47-5.725GHz

21/11/2018

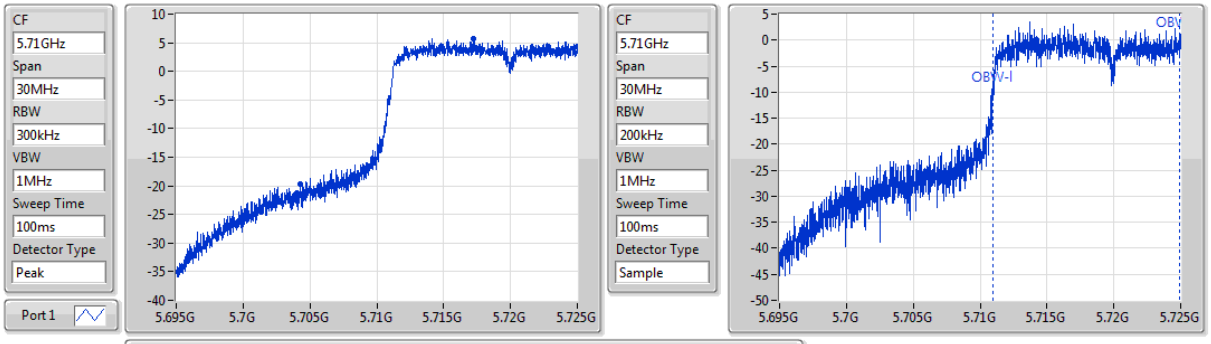

26dB(Hz)	Fl-26dB(Hz)	Fh-26dB(Hz)	OBW(Hz)	Fl-OBW(Hz)	Fh-OBW(Hz)	Limit(Hz)	Port
20.76M	5.70424G	5.725G	13.958M	5.71099G	5.724948G	Inf	1

802.11n HT20_Nss1,(MCS0)_1TX — EBW

5720MHz Straddle 5.725-5.85GHz

21/11/2018

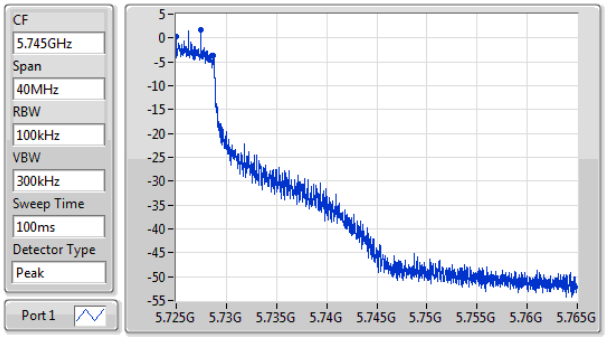

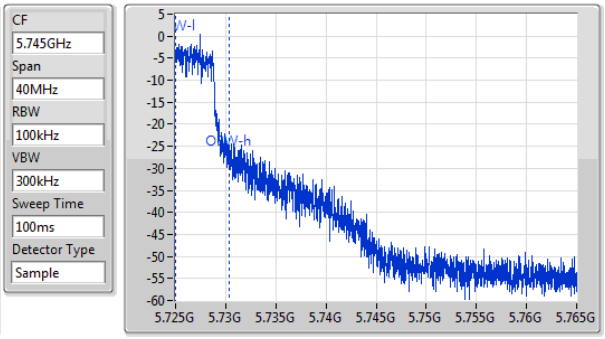

6dB(Hz)	Fl-6dB(Hz)	Fh-6dB(Hz)	OBW(Hz)	Fl-OBW(Hz)	Fh-OBW(Hz)	Limit(Hz)	Port
3.72M	5.725G	5.72872G	5.337M	5.72501G	5.730347G	500k	1

802.11n HT20_Nss1,(MCS0)_1TX — EBW

5745MHz

21/11/2018

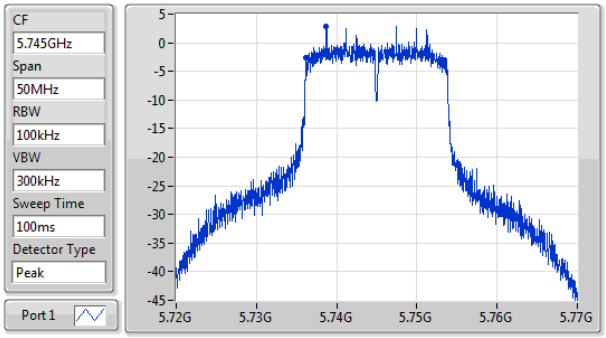

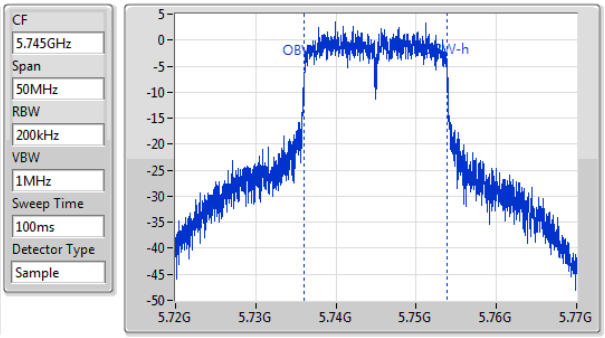

6dB(Hz)	Fl-6dB(Hz)	Fh-6dB(Hz)	OBW(Hz)	Fl-OBW(Hz)	Fh-OBW(Hz)	Limit(Hz)	Port
17.275M	5.7362G	5.753475G	17.741M	5.736054G	5.753796G	500k	1

802.11n HT20_Nss1,(MCS0)_1TX — EBW

5785MHz

21/11/2018

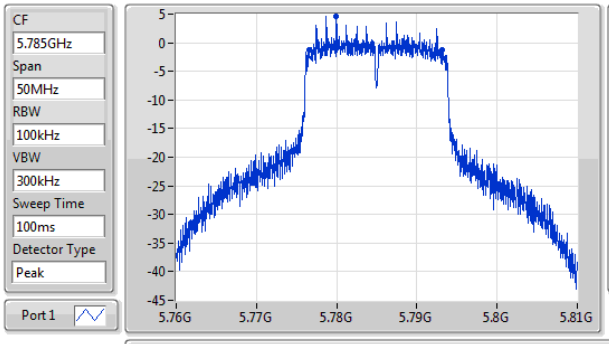

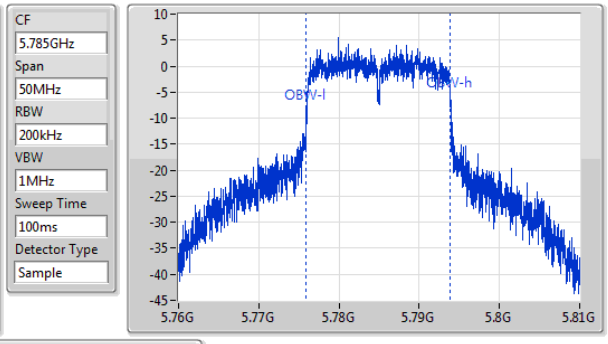

6dB(Hz)	Fl-6dB(Hz)	Fh-6dB(Hz)	OBW(Hz)	Fl-OBW(Hz)	Fh-OBW(Hz)	Limit(Hz)	Port
16.55M	5.77655G	5.7931G	17.966M	5.775905G	5.793871G	500k	1

802.11n HT20_Nss1,(MCS0)_1TX **EBW**

5825MHz

21/11/2018

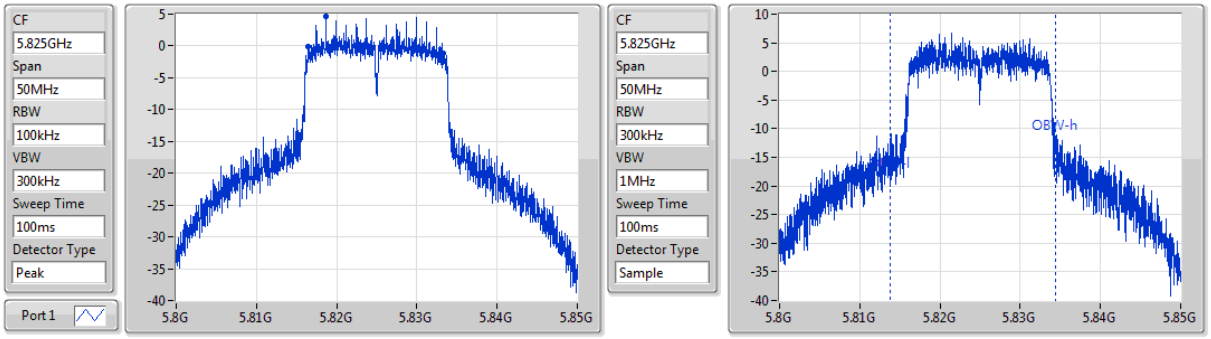

6dB(Hz)	Fl-6dB(Hz)	Fh-6dB(Hz)	OBW(Hz)	Fl-OBW(Hz)	Fh-OBW(Hz)	Limit(Hz)	Port
16.875M	5.816475G	5.83335G	20.615M	5.813831G	5.834445G	500k	1

Summary

Mode	Total Power (dBm)	Total Power (W)	EIRP (dBm)	EIRP (W)
5.15-5.25GHz	-	-	-	-
802.11a_Nss1,(6Mbps)_1TX	15.06	0.03206	18.26	0.06699
802.11n HT20_Nss1,(MCS0)_1TX	16.45	0.04416	19.65	0.09226
5.25-5.35GHz	-	-	-	-
802.11a_Nss1,(6Mbps)_1TX	18.45	0.06998	21.65	0.14622
802.11n HT20_Nss1,(MCS0)_1TX	18.29	0.06745	21.49	0.14093
5.47-5.725GHz	-	-	-	-
802.11a_Nss1,(6Mbps)_1TX	17.61	0.05768	20.81	0.12050
802.11n HT20_Nss1,(MCS0)_1TX	17.46	0.05572	20.66	0.11641
5.725-5.85GHz	-	-	-	-
802.11a_Nss1,(6Mbps)_1TX	16.02	0.03999	19.22	0.08356
802.11n HT20_Nss1,(MCS0)_1TX	15.73	0.03741	18.93	0.07816

Result

Mode	Result	DG (dBi)	Port 1 (dBm)	Total Power (dBm)	Power Limit (dBm)	EIRP (dBm)	EIRP Limit (dBm)
802.11a_Nss1,(6Mbps)_1TX	-	-	-	-	-	-	-
5180MHz_TnomVnom	Pass	3.20	14.97	14.97	30.00	18.17	36.00
5200MHz_TnomVnom	Pass	3.20	15.06	15.06	30.00	18.26	36.00
5240MHz_TnomVnom	Pass	3.20	14.04	14.04	30.00	17.24	36.00
5260MHz_TnomVnom	Pass	3.20	14.17	14.17	24.00	17.37	30.00
5300MHz_TnomVnom	Pass	3.20	18.13	18.13	24.00	21.33	30.00
5320MHz_TnomVnom	Pass	3.20	18.45	18.45	24.00	21.65	30.00
5500MHz_TnomVnom	Pass	3.20	17.61	17.61	24.00	20.81	30.00
5580MHz_TnomVnom	Pass	3.20	15.70	15.70	24.00	18.90	30.00
5700MHz_TnomVnom	Pass	3.20	15.87	15.87	24.00	19.07	30.00
5720MHz Straddle 5.47-5.725GHz_TnomVnom	Pass	3.20	14.19	14.19	24.00	17.39	30.00
5720MHz Straddle 5.725-5.85GHz_TnomVnom	Pass	3.20	7.69	7.69	30.00	10.89	36.00
5745MHz_TnomVnom	Pass	3.20	16.02	16.02	30.00	19.22	36.00
5785MHz_TnomVnom	Pass	3.20	15.66	15.66	30.00	18.86	36.00
5825MHz_TnomVnom	Pass	3.20	15.67	15.67	30.00	18.87	36.00
802.11n HT20_Nss1,(MCS0)_1TX	-	-	-	-	-	-	-
5180MHz_TnomVnom	Pass	3.20	16.45	16.45	30.00	19.65	36.00
5200MHz_TnomVnom	Pass	3.20	15.72	15.72	30.00	18.92	36.00
5240MHz_TnomVnom	Pass	3.20	15.29	15.29	30.00	18.49	36.00
5260MHz_TnomVnom	Pass	3.20	14.12	14.12	24.00	17.32	30.00
5300MHz_TnomVnom	Pass	3.20	15.43	15.43	24.00	18.63	30.00
5320MHz_TnomVnom	Pass	3.20	18.29	18.29	24.00	21.49	30.00
5500MHz_TnomVnom	Pass	3.20	17.46	17.46	24.00	20.66	30.00
5580MHz_TnomVnom	Pass	3.20	14.99	14.99	24.00	18.19	30.00
5700MHz_TnomVnom	Pass	3.20	14.60	14.60	24.00	17.80	30.00
5720MHz Straddle 5.47-5.725GHz_TnomVnom	Pass	3.20	13.13	13.13	24.00	16.33	30.00
5720MHz Straddle 5.725-5.85GHz_TnomVnom	Pass	3.20	6.98	6.98	30.00	10.18	36.00
5745MHz_TnomVnom	Pass	3.20	14.12	14.12	30.00	17.32	36.00
5785MHz_TnomVnom	Pass	3.20	15.25	15.25	30.00	18.45	36.00
5825MHz_TnomVnom	Pass	3.20	15.73	15.73	30.00	18.93	36.00

DG = Directional Gain;**Port X** = Port X output power

802.11a_Nss1,(6Mbps)_1TX **AV Power**

5720MHz Straddle 5.47-5.725GHz

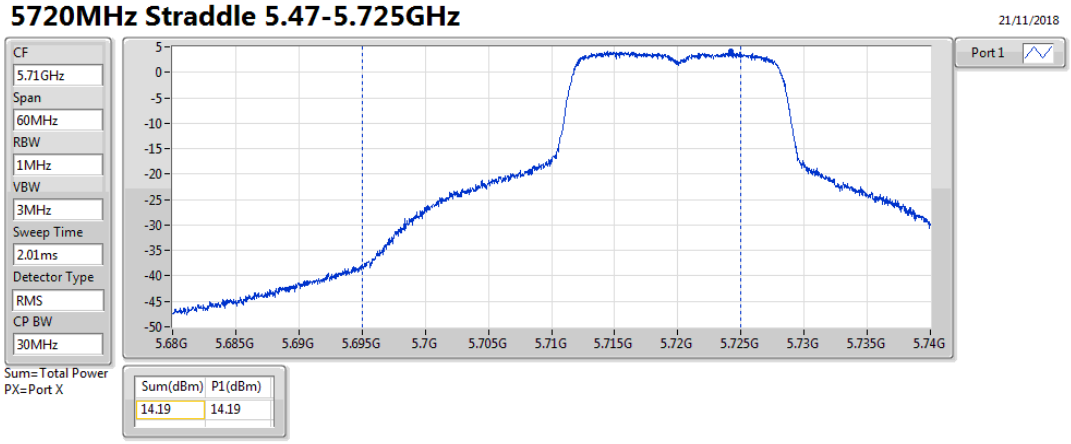

802.11a_Nss1,(6Mbps)_1TX **AV Power**

5720MHz Straddle 5.725-5.85GHz

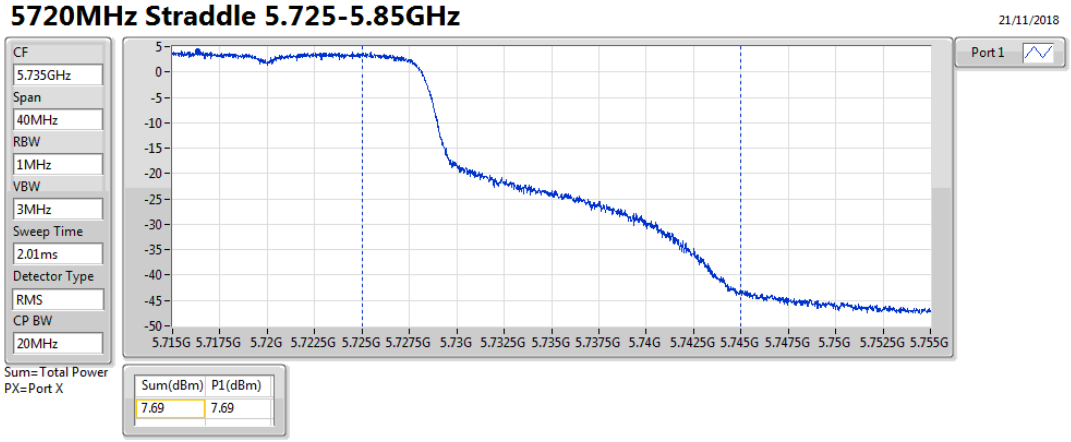

802.11n HT20_Nss1,(MCS0)_1TX **AV Power**

5720MHz Straddle 5.47-5.725GHz

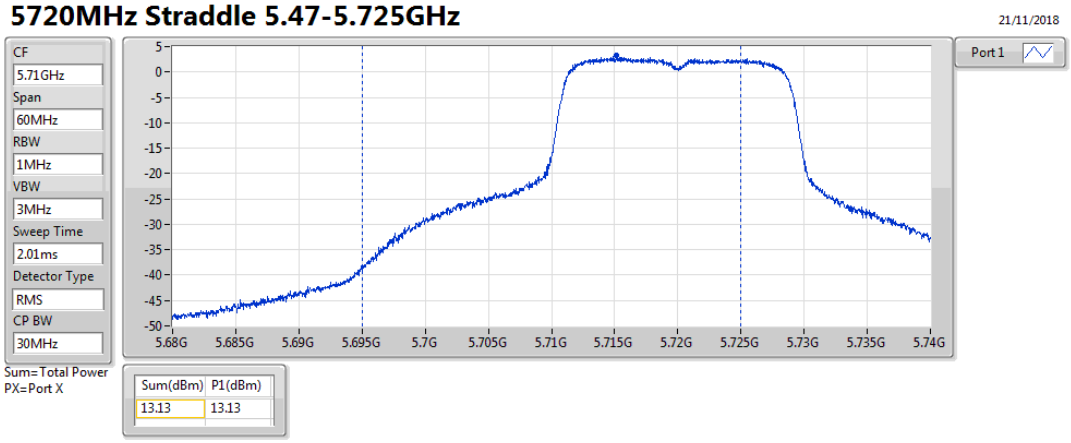

802.11n HT20_Nss1,(MCS0)_1TX **AV Power**

5720MHz Straddle 5.725-5.85GHz

21/11/2018

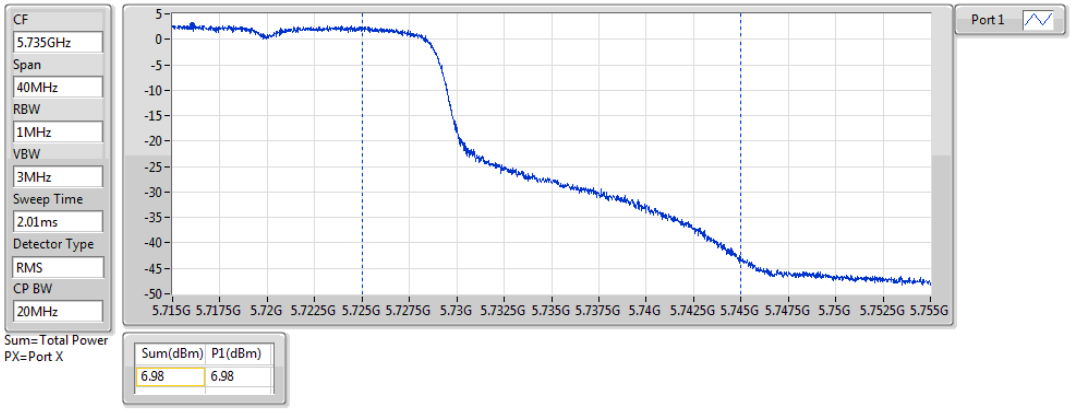

Summary

Mode	PD (dBm/RBW)	EIRP PD (dBm/RBW)
5.15-5.25GHz	-	-
802.11a_Nss1,(6Mbps)_1TX	3.27	6.47
802.11n HT20_Nss1,(MCS0)_1TX	4.60	7.80
5.25-5.35GHz	-	-
802.11a_Nss1,(6Mbps)_1TX	6.39	9.59
802.11n HT20_Nss1,(MCS0)_1TX	6.15	9.35
5.47-5.725GHz	-	-
802.11a_Nss1,(6Mbps)_1TX	5.54	8.74
802.11n HT20_Nss1,(MCS0)_1TX	5.15	8.35
5.725-5.85GHz	-	-
802.11a_Nss1,(6Mbps)_1TX	2.65	5.85
802.11n HT20_Nss1,(MCS0)_1TX	2.02	5.22

RBW = 500kHz for 5.725-5.85GHz band / 1MHz for other band;

Result

Mode	Result	DG (dBi)	Port 1 (dBm/RBW)	PD (dBm/RBW)	PD Limit (dBm/RBW)	EIRP PD (dBm/RBW)	EIRP PD Limit (dBm/RBW)
802.11a_Nss1,(6Mbps)_1TX	-	-	-	-	-	-	-
5180MHz_TnomVnom	Pass	3.20	3.27	3.27	17.00	6.47	23.00
5200MHz_TnomVnom	Pass	3.20	3.17	3.17	17.00	6.37	23.00
5240MHz_TnomVnom	Pass	3.20	1.91	1.91	17.00	5.11	23.00
5260MHz_TnomVnom	Pass	3.20	2.12	2.12	11.00	5.32	17.00
5300MHz_TnomVnom	Pass	3.20	5.97	5.97	11.00	9.17	17.00
5320MHz_TnomVnom	Pass	3.20	6.39	6.39	11.00	9.59	17.00
5500MHz_TnomVnom	Pass	3.20	5.54	5.54	11.00	8.74	17.00
5580MHz_TnomVnom	Pass	3.20	3.62	3.62	11.00	6.82	17.00
5700MHz_TnomVnom	Pass	3.20	3.71	3.71	11.00	6.91	17.00
5720MHz Straddle 5.47-5.725GHz_TnomVnom	Pass	3.20	2.64	2.64	11.00	5.84	17.00
5720MHz Straddle 5.725-5.85GHz_TnomVnom	Pass	3.20	0.95	0.95	30.00	4.15	36.00
5745MHz_TnomVnom	Pass	3.20	2.48	2.48	30.00	5.68	36.00
5785MHz_TnomVnom	Pass	3.20	2.65	2.65	30.00	5.85	36.00
5825MHz_TnomVnom	Pass	3.20	1.86	1.86	30.00	5.06	36.00
802.11n HT20_Nss1,(MCS0)_1TX	-	-	-	-	-	-	-
5180MHz_TnomVnom	Pass	3.20	4.60	4.60	17.00	7.80	23.00
5200MHz_TnomVnom	Pass	3.20	3.40	3.40	17.00	6.60	23.00
5240MHz_TnomVnom	Pass	3.20	2.94	2.94	17.00	6.14	23.00
5260MHz_TnomVnom	Pass	3.20	1.80	1.80	11.00	5.00	17.00
5300MHz_TnomVnom	Pass	3.20	3.11	3.11	11.00	6.31	17.00
5320MHz_TnomVnom	Pass	3.20	6.15	6.15	11.00	9.35	17.00
5500MHz_TnomVnom	Pass	3.20	5.15	5.15	11.00	8.35	17.00
5580MHz_TnomVnom	Pass	3.20	2.60	2.60	11.00	5.80	17.00
5700MHz_TnomVnom	Pass	3.20	2.46	2.46	11.00	5.66	17.00
5720MHz Straddle 5.47-5.725GHz_TnomVnom	Pass	3.20	1.85	1.85	11.00	5.05	17.00
5720MHz Straddle 5.725-5.85GHz_TnomVnom	Pass	3.20	-0.55	-0.55	30.00	2.65	36.00
5745MHz_TnomVnom	Pass	3.20	0.38	0.38	30.00	3.58	36.00
5785MHz_TnomVnom	Pass	3.20	1.48	1.48	30.00	4.68	36.00
5825MHz_TnomVnom	Pass	3.20	2.02	2.02	30.00	5.22	36.00

DG = Directional Gain; **RBW** = 500kHz for 5.725-5.85GHz band / 1MHz for other band;
PD = trace bin-by-bin of each transmits port summing can be performed maximum power density; **Port X** = Port Xpower density;

802.11a_Nss1,(6Mbps)_1TX PSD

5180MHz

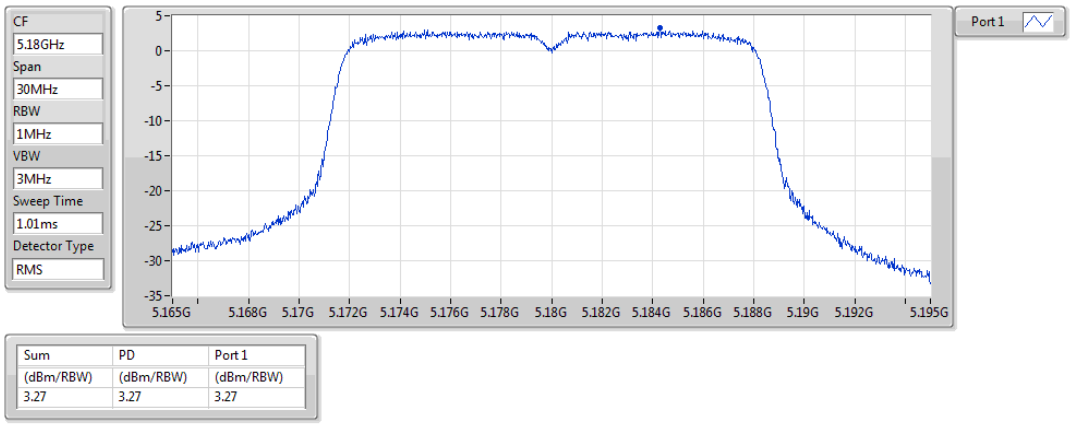

Sum	PD	Port 1
(dBm/RBW)	(dBm/RBW)	(dBm/RBW)
3.27	3.27	3.27

802.11a_Nss1,(6Mbps)_1TX PSD

5200MHz

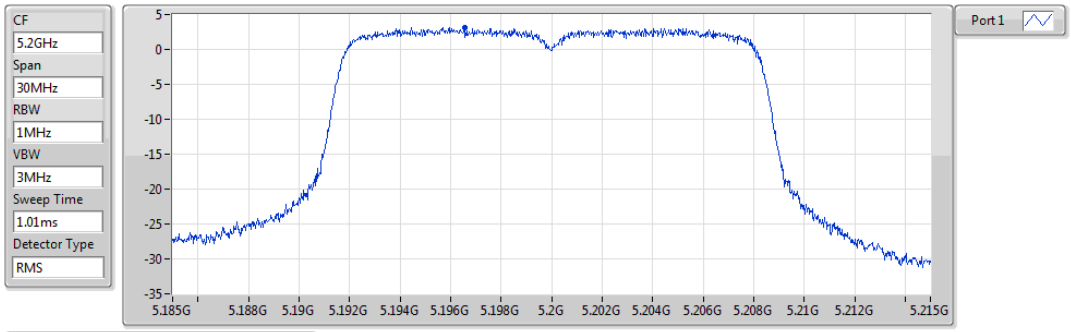

Sum	PD	Port 1
(dBm/RBW)	(dBm/RBW)	(dBm/RBW)
3.17	3.17	3.17

802.11a_Nss1,(6Mbps)_1TX PSD

5240MHz

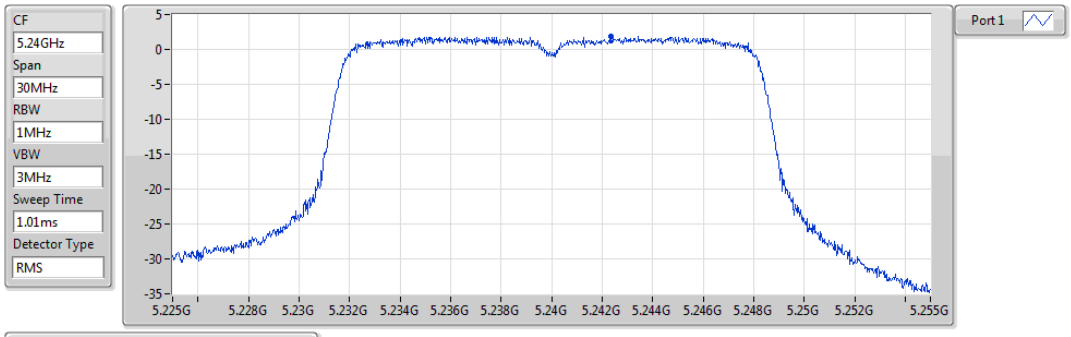

Sum	PD	Port 1
(dBm/RBW)	(dBm/RBW)	(dBm/RBW)
1.91	1.91	1.91

802.11a_Nss1,(6Mbps)_1TX PSD

5260MHz

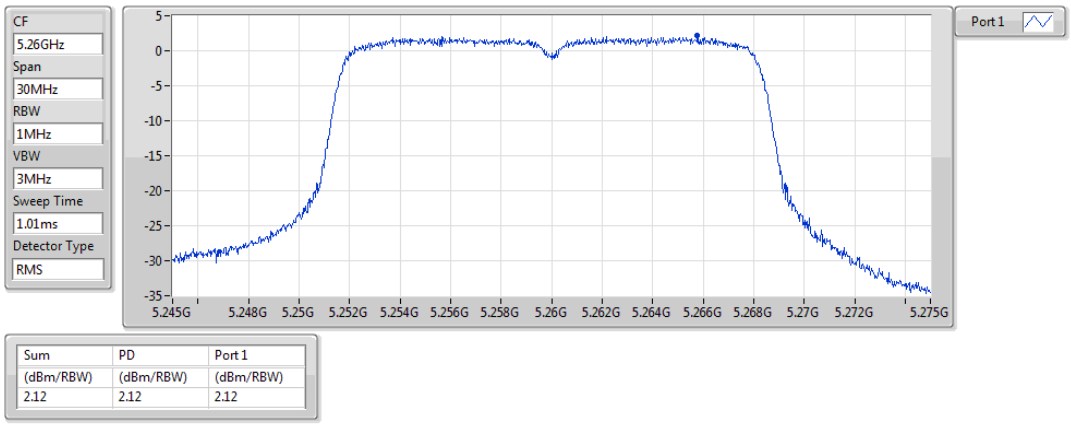

Sum	PD	Port 1
(dBm/RBW)	(dBm/RBW)	(dBm/RBW)
2.12	2.12	2.12

802.11a_Nss1,(6Mbps)_1TX PSD

5300MHz

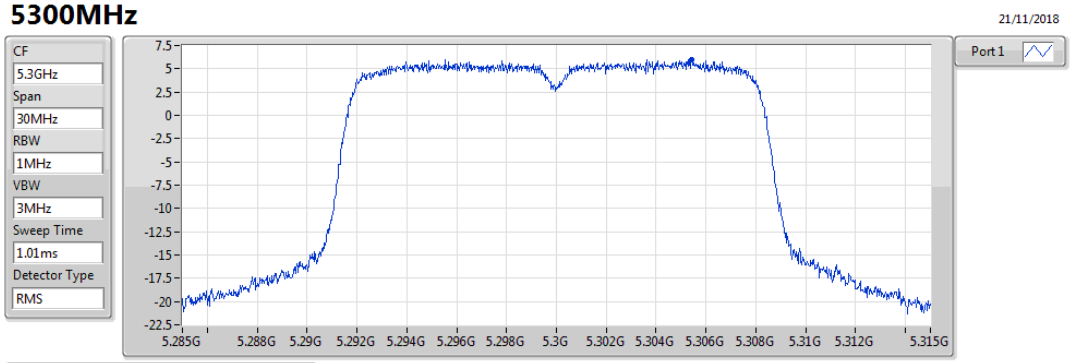

Sum	PD	Port 1
(dBm/RBW)	(dBm/RBW)	(dBm/RBW)
5.97	5.97	5.97

802.11a_Nss1,(6Mbps)_1TX PSD

5320MHz

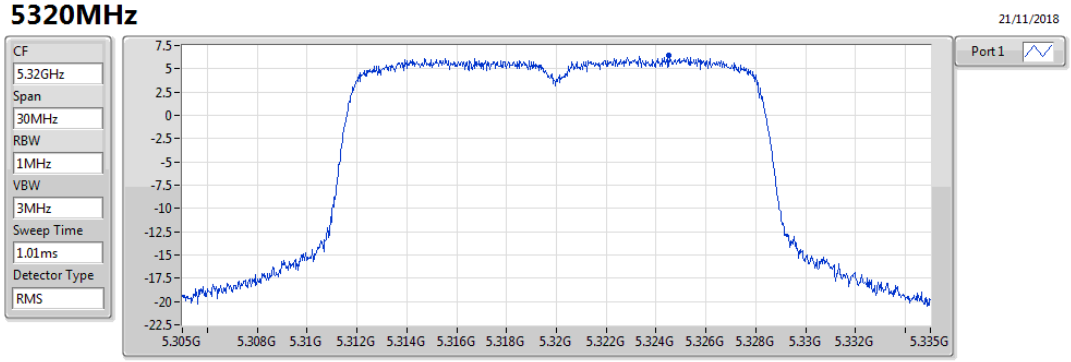

Sum	PD	Port 1
(dBm/RBW)	(dBm/RBW)	(dBm/RBW)
6.39	6.39	6.39

802.11a_Nss1,(6Mbps)_1TX PSD

5500MHz

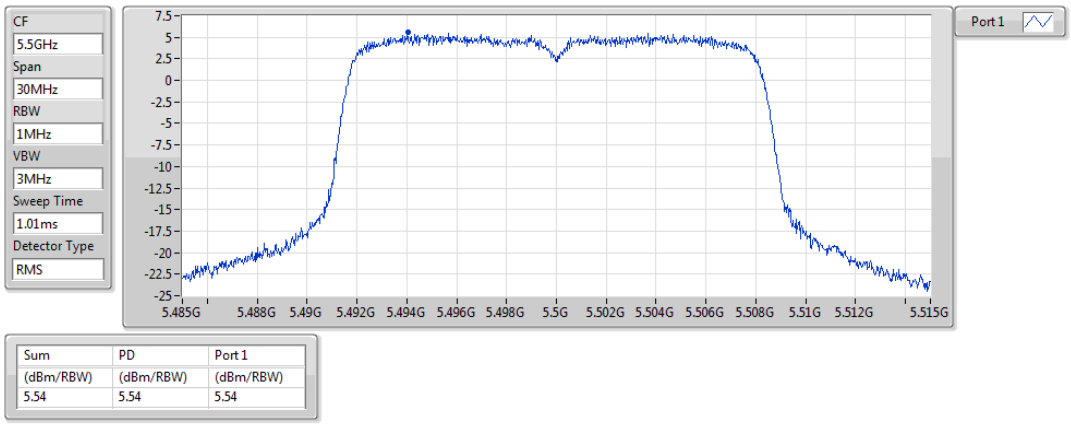

Sum	PD	Port 1
(dBm/RBW)	(dBm/RBW)	(dBm/RBW)
5.54	5.54	5.54

802.11a_Nss1,(6Mbps)_1TX PSD

5580MHz

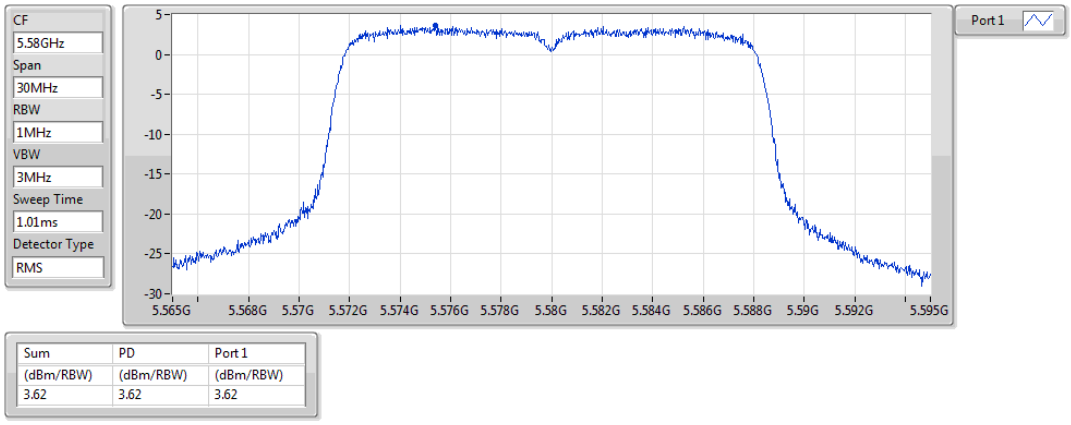

Sum	PD	Port 1
(dBm/RBW)	(dBm/RBW)	(dBm/RBW)
3.62	3.62	3.62

802.11a_Nss1,(6Mbps)_1TX PSD

5700MHz

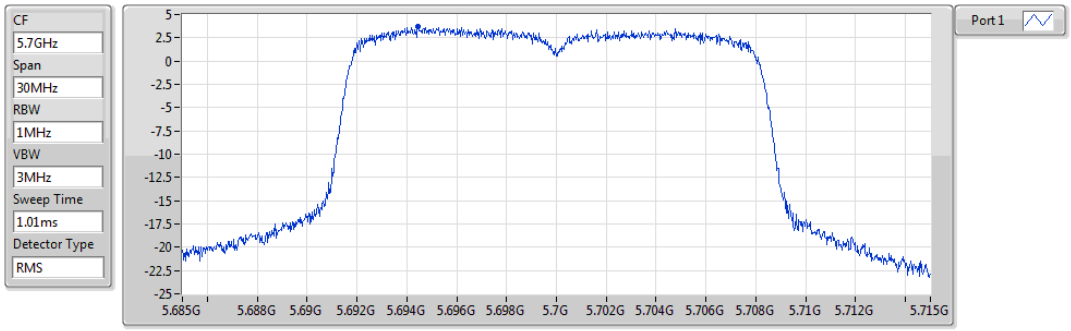

Sum	PD	Port 1
(dBm/RBW)	(dBm/RBW)	(dBm/RBW)
3.71	3.71	3.71

802.11a_Nss1,(6Mbps)_1TX **PSD**

5720MHz Straddle 5.47-5.725GHz

21/11/2018

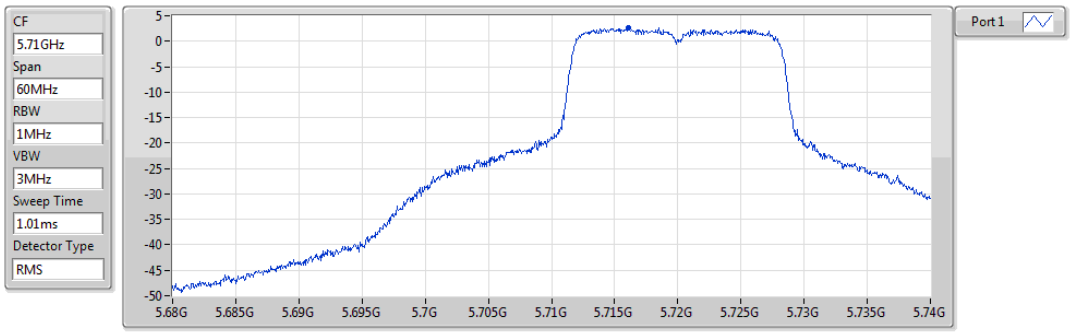

Sum	PD	Port 1
(dBm/RBW)	(dBm/RBW)	(dBm/RBW)
2.64	2.64	2.64

802.11a_Nss1,(6Mbps)_1TX **PSD**

5720MHz Straddle 5.725-5.85GHz

21/11/2018

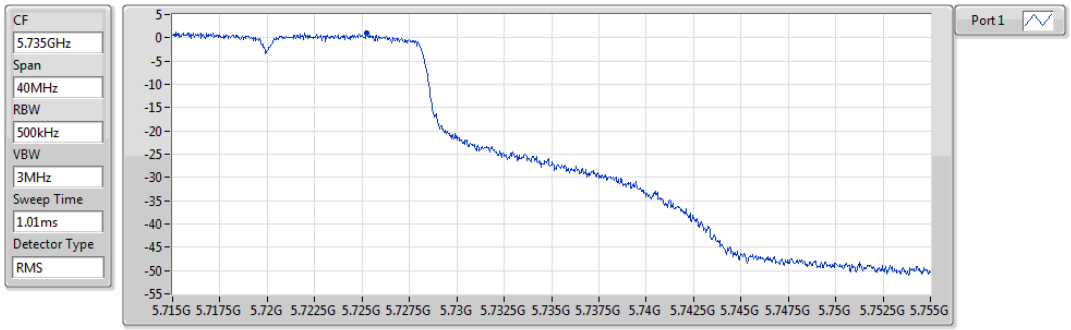

Sum	PD	Port 1
(dBm/RBW)	(dBm/RBW)	(dBm/RBW)
0.95	0.95	0.95

802.11a_Nss1,(6Mbps)_1TX **PSD**

5745MHz

21/11/2018

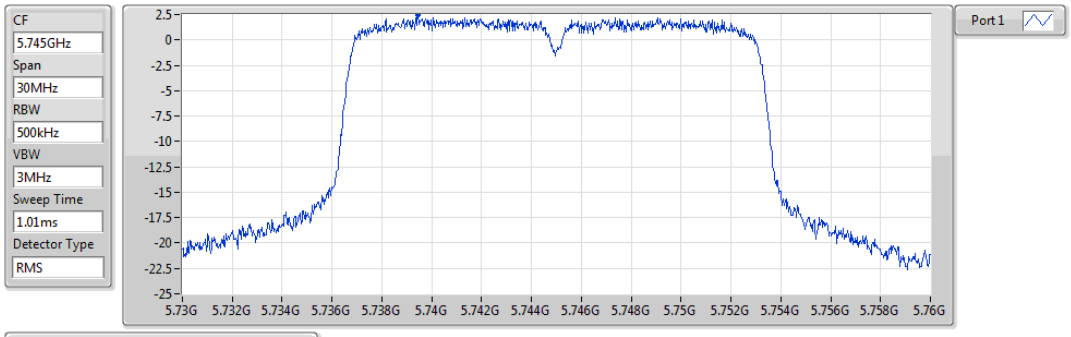

Sum	PD	Port 1
(dBm/RBW)	(dBm/RBW)	(dBm/RBW)
2.48	2.48	2.48

802.11a_Nss1,(6Mbps)_1TX PSD

5785MHz

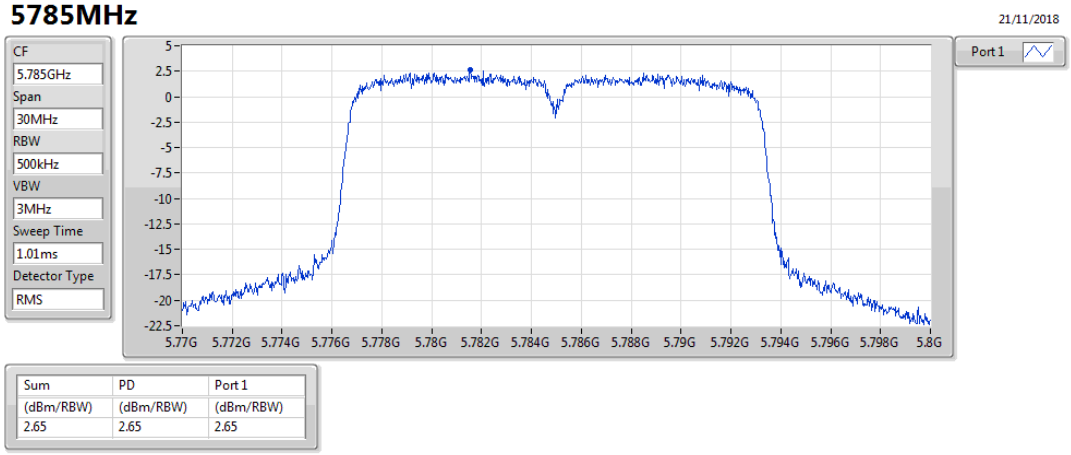

Sum	PD	Port 1
(dBm/RBW)	(dBm/RBW)	(dBm/RBW)
2.65	2.65	2.65

802.11a_Nss1,(6Mbps)_1TX PSD

5825MHz

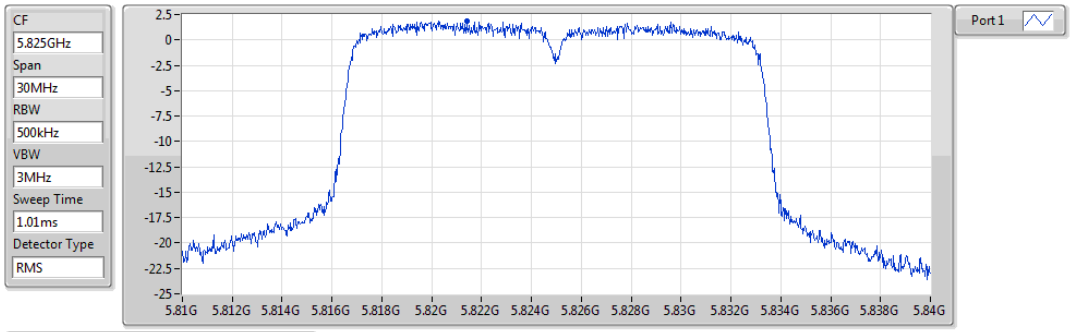

Sum	PD	Port 1
(dBm/RBW)	(dBm/RBW)	(dBm/RBW)
1.86	1.86	1.86

802.11n HT20_Nss1,(MCS0)_1TX PSD

5180MHz

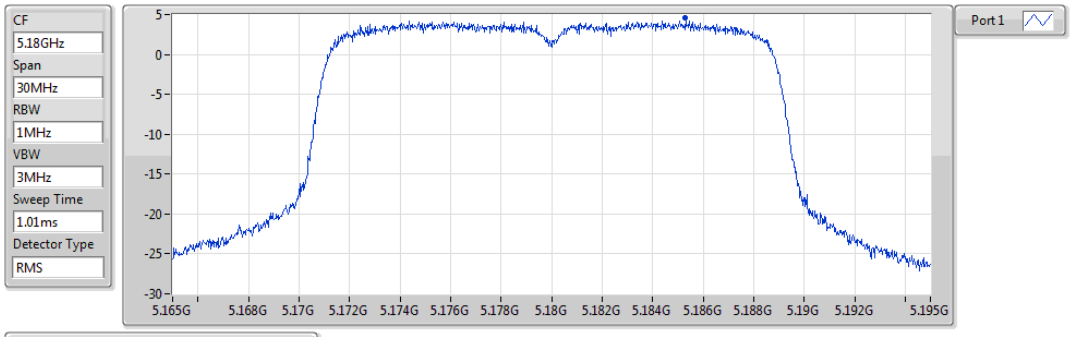

Sum	PD	Port 1
(dBm/RBW)	(dBm/RBW)	(dBm/RBW)
4.60	4.60	4.60

802.11n HT20_Nss1,(MCS0)_1TX PSD

5200MHz

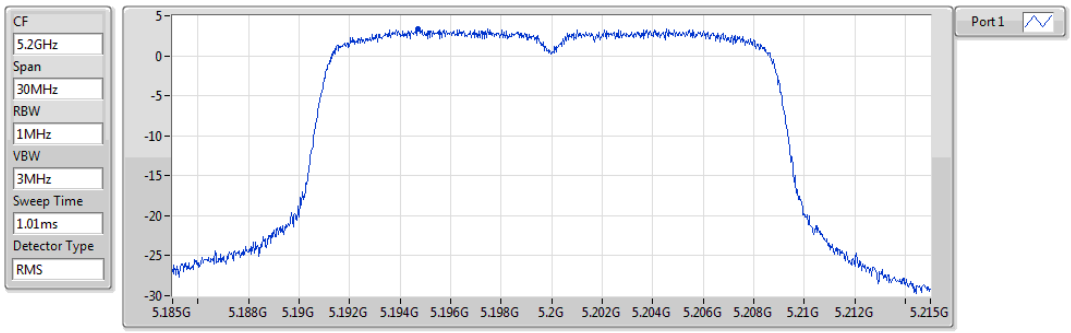

Sum	PD	Port 1
(dBm/RBW)	(dBm/RBW)	(dBm/RBW)
3.40	3.40	3.40

802.11n HT20_Nss1,(MCS0)_1TX PSD

5240MHz

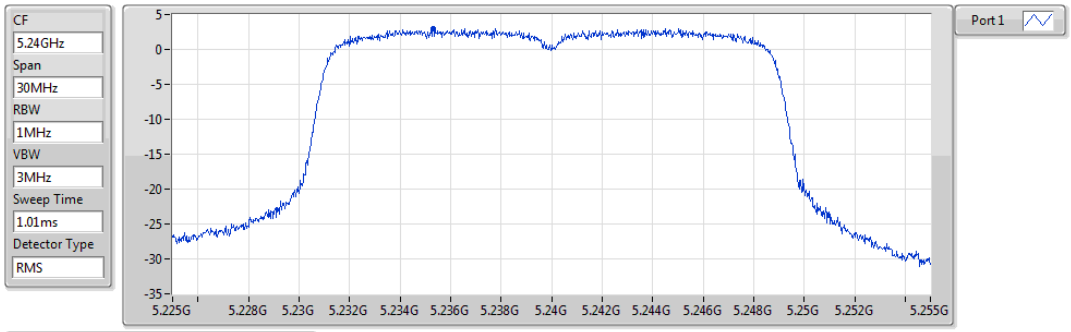

Sum	PD	Port 1
(dBm/RBW)	(dBm/RBW)	(dBm/RBW)
2.94	2.94	2.94

802.11n HT20_Nss1,(MCS0)_1TX PSD

5260MHz

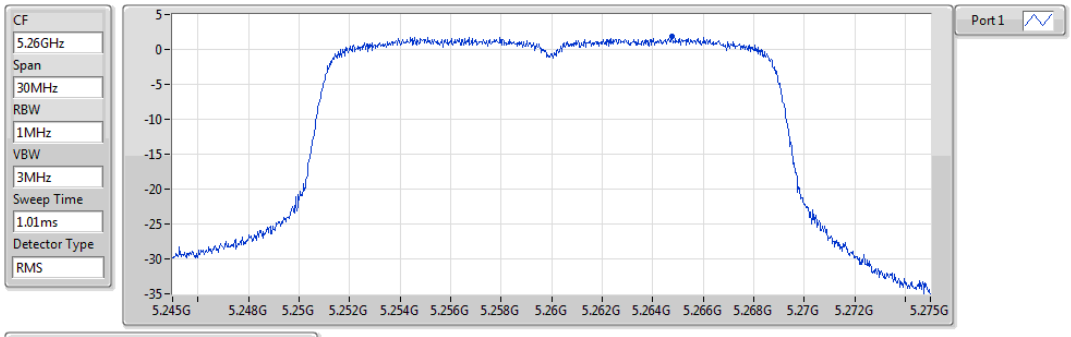

Sum	PD	Port 1
(dBm/RBW)	(dBm/RBW)	(dBm/RBW)
1.80	1.80	1.80

802.11n HT20_Nss1,(MCS0)_1TX PSD

5300MHz

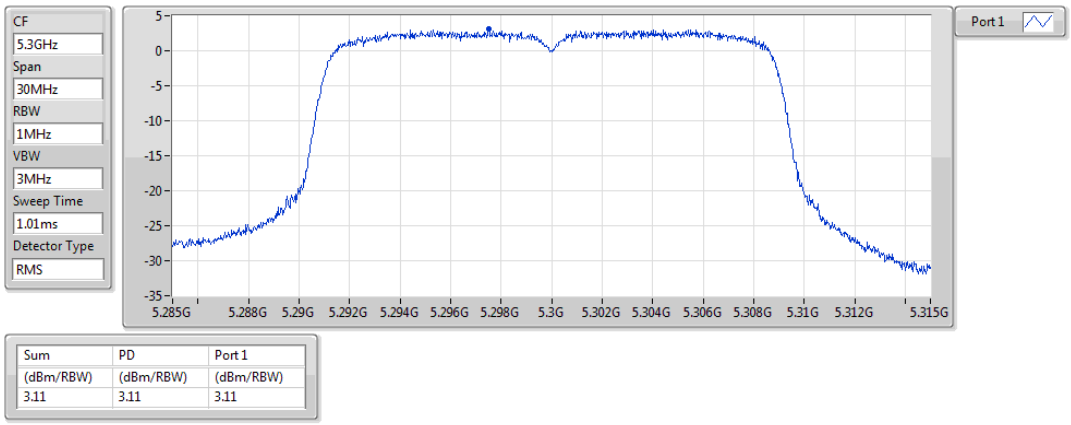

Sum	PD	Port 1
(dBm/RBW)	(dBm/RBW)	(dBm/RBW)
3.11	3.11	3.11

802.11n HT20_Nss1,(MCS0)_1TX PSD

5320MHz

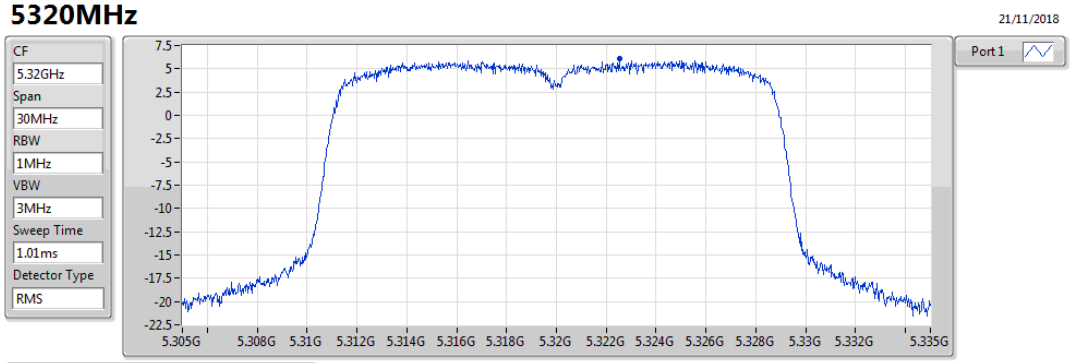

Sum	PD	Port 1
(dBm/RBW)	(dBm/RBW)	(dBm/RBW)
6.15	6.15	6.15

802.11n HT20_Nss1,(MCS0)_1TX PSD

5500MHz

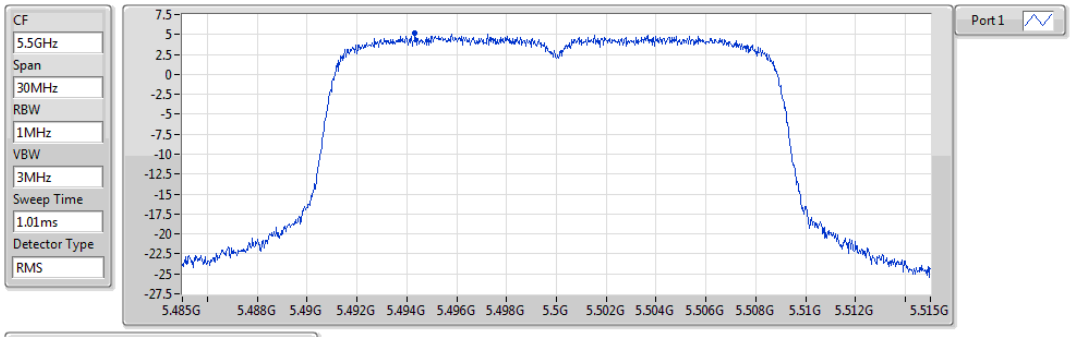

Sum	PD	Port 1
(dBm/RBW)	(dBm/RBW)	(dBm/RBW)
5.15	5.15	5.15

802.11n HT20_Nss1,(MCS0)_1TX PSD

5580MHz

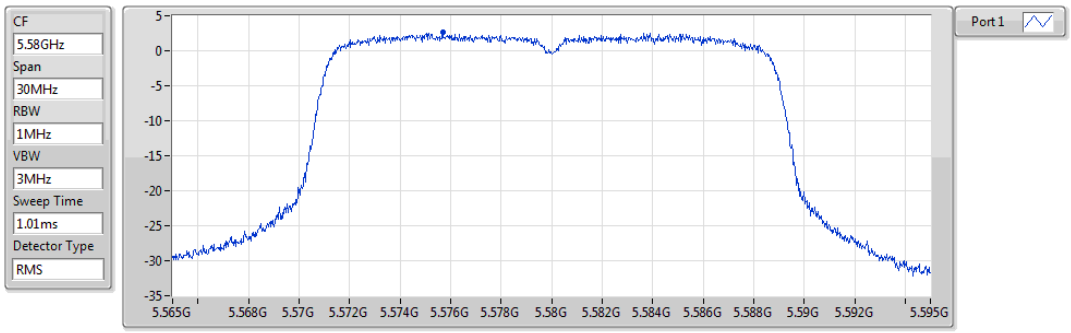

Sum	PD	Port 1
(dBm/RBW)	(dBm/RBW)	(dBm/RBW)
2.60	2.60	2.60

802.11n HT20_Nss1,(MCS0)_1TX PSD

5700MHz

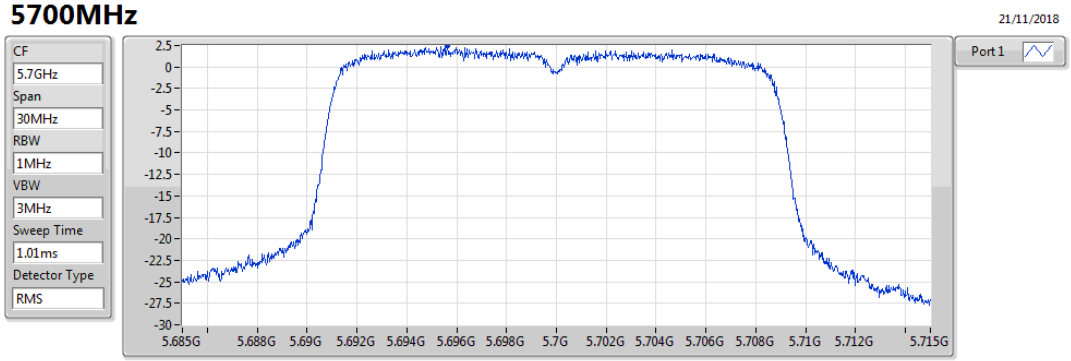

Sum	PD	Port 1
(dBm/RBW)	(dBm/RBW)	(dBm/RBW)
2.46	2.46	2.46

802.11n HT20_Nss1,(MCS0)_1TX PSD

5720MHz Straddle 5.47-5.725GHz

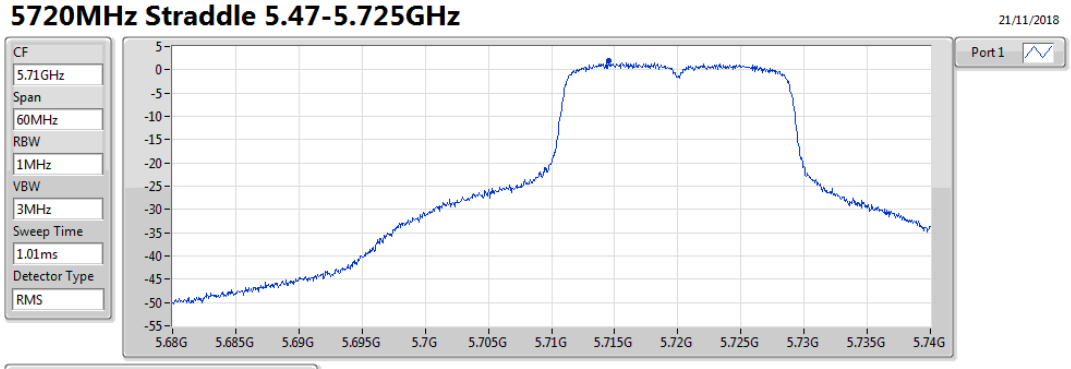

Sum	PD	Port 1
(dBm/RBW)	(dBm/RBW)	(dBm/RBW)
1.85	1.85	1.85

802.11n HT20_Nss1,(MCS0)_1TX PSD

5720MHz Straddle 5.725-5.85GHz

21/11/2018

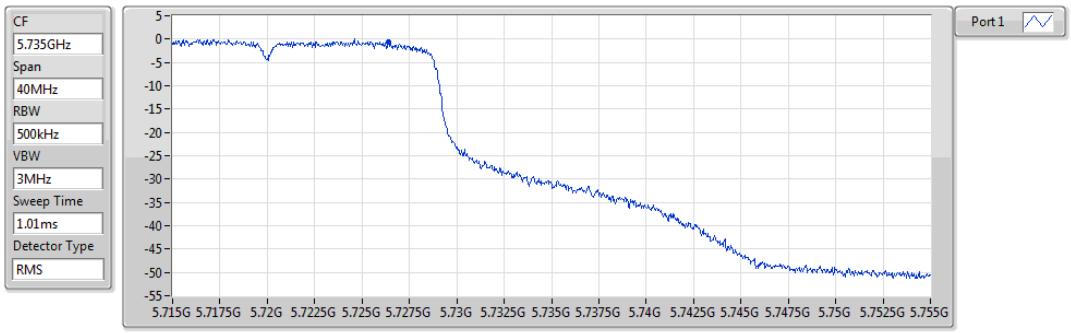

Sum	PD	Port 1
(dBm/RBW)	(dBm/RBW)	(dBm/RBW)
-0.55	-0.55	-0.55

802.11n HT20_Nss1,(MCS0)_1TX PSD

5745MHz

21/11/2018

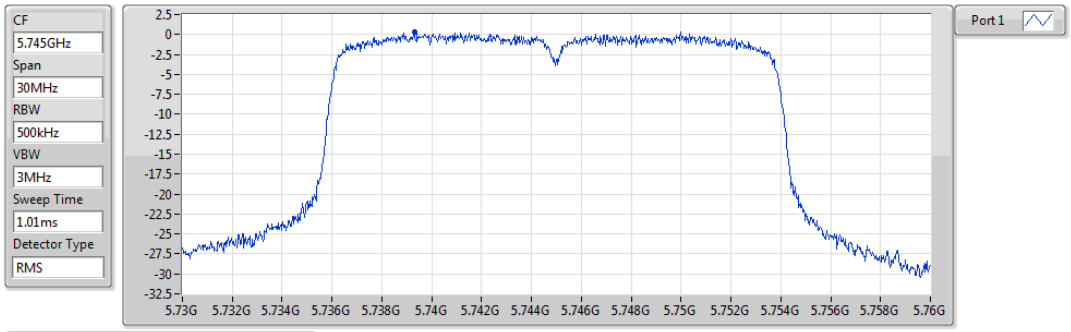

Sum	PD	Port 1
(dBm/RBW)	(dBm/RBW)	(dBm/RBW)
0.38	0.38	0.38

802.11n HT20_Nss1,(MCS0)_1TX PSD

5785MHz

21/11/2018

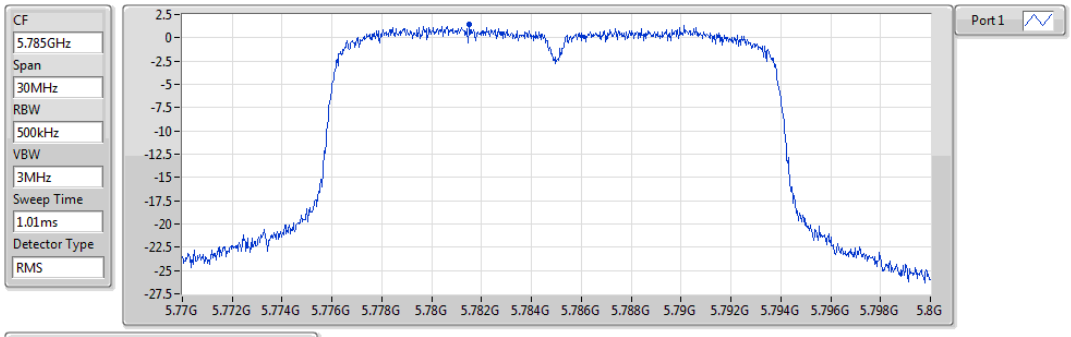

Sum	PD	Port 1
(dBm/RBW)	(dBm/RBW)	(dBm/RBW)
1.48	1.48	1.48

802.11n HT20_Nss1,(MCS0)_1TX **PSD**

5825MHz

21/11/2018

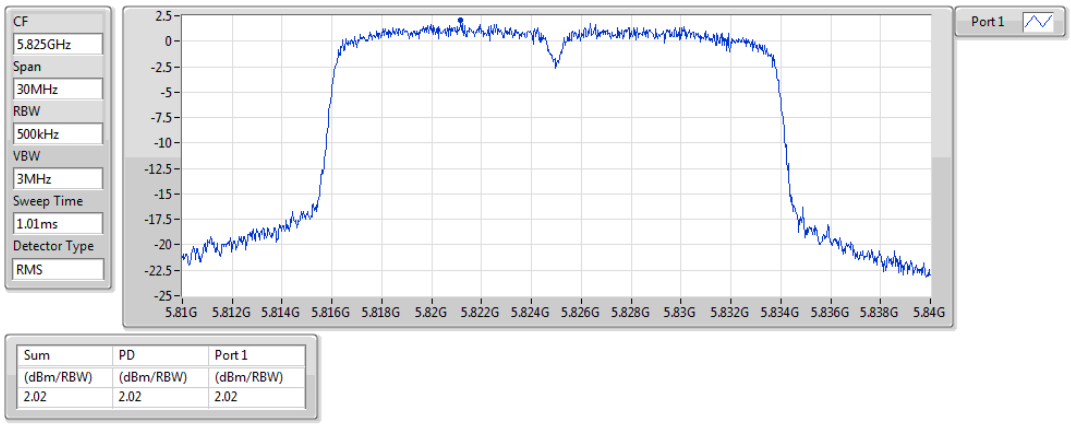

Sum	PD	Port 1
(dBm/RBW)	(dBm/RBW)	(dBm/RBW)
2.02	2.02	2.02

Summary

Mode	Result	Type	Freq (Hz)	Level (dBuV/m)	Limit (dBuV/m)	Margin (dB)	Factor (dB)	Dist (m)	Condition	Azimuth (°)	Height (m)	Comments
5.725-5.85GHz	-	-	-	-	-	-	-	-	-	-	-	-
802.11n HT20_Nss1,(MCS0)_1TX	Pass	PK	31.94M	22.30	40.00	-17.70	-14.36	3	Horizontal	360	3.00	-

Result

Mode	Result	Type	Freq (Hz)	Level (dBuV/m)	Limit (dBuV/m)	Margin (dB)	Factor (dB)	Dist (m)	Condition	Azimuth (°)	Height (m)	Comments
802.11n HT20_Nss1,(MCS0)_1TX	-	-	-	-	-	-	-	-	-	-	-	-
5785MHz	Pass	PK	31.94M	20.68	40.00	-19.32	-14.36	3	Vertical	0	3.00	-
5785MHz	Pass	PK	86.26M	9.37	40.00	-30.63	-23.13	3	Vertical	0	3.00	-
5785MHz	Pass	PK	264.74M	15.66	46.00	-30.34	-15.98	3	Vertical	0	3.00	-
5785MHz	Pass	PK	353.98M	17.65	46.00	-28.35	-15.39	3	Vertical	0	3.00	-
5785MHz	Pass	PK	476.2M	20.06	46.00	-25.94	-12.44	3	Vertical	0	3.00	-
5785MHz	Pass	PK	563.5M	22.95	46.00	-23.05	-10.41	3	Vertical	0	3.00	-
5785MHz	Pass	PK	31.94M	22.30	40.00	-17.70	-14.36	3	Horizontal	360	3.00	-
5785MHz	Pass	PK	128.94M	12.78	43.50	-30.72	-19.18	3	Horizontal	360	3.00	-
5785MHz	Pass	PK	253.1M	15.59	46.00	-30.41	-16.67	3	Horizontal	360	3.00	-
5785MHz	Pass	PK	443.22M	20.16	46.00	-25.84	-12.99	3	Horizontal	360	3.00	-
5785MHz	Pass	PK	567.38M	22.82	46.00	-23.18	-10.54	3	Horizontal	360	3.00	-
5785MHz	Pass	PK	846.74M	26.77	46.00	-19.23	-7.10	3	Horizontal	360	3.00	-

802.11n HT20_Nss1,(MCS0)_1TX

5785MHz_USB

20/11/2018

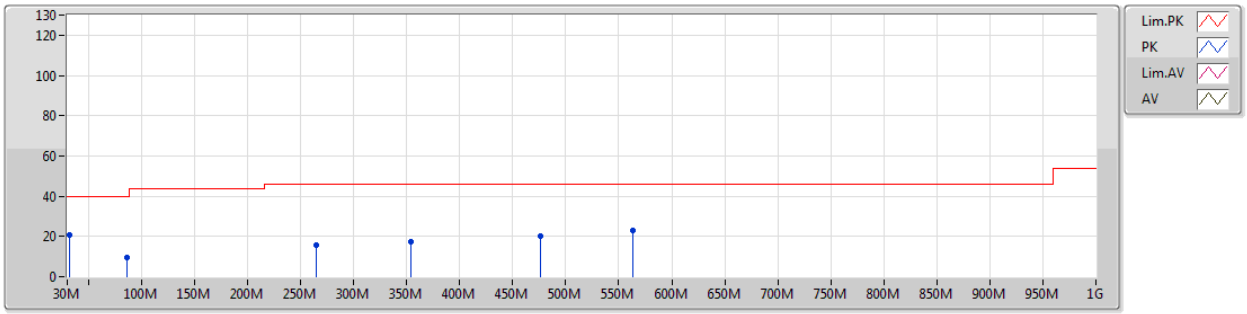

Type	Freq	Level	Limit	Margin	Factor	Dist	Condition	Azimuth	Height	Comments
	(Hz)	(dBuV/m)	(dBuV/m)	(dB)	(dB)	(m)		(°)	(m)	
PK	31.94M	20.68	40.00	-19.32	-14.36	3	Vertical	0	3.00	-
PK	86.26M	9.37	40.00	-30.63	-23.13	3	Vertical	0	3.00	-
PK	264.74M	15.66	46.00	-30.34	-15.98	3	Vertical	0	3.00	-
PK	353.98M	17.65	46.00	-28.35	-15.39	3	Vertical	0	3.00	-
PK	476.2M	20.06	46.00	-25.94	-12.44	3	Vertical	0	3.00	-
PK	563.5M	22.95	46.00	-23.05	-10.41	3	Vertical	0	3.00	-

802.11n HT20_Nss1,(MCS0)_1TX

5785MHz_USB

20/11/2018

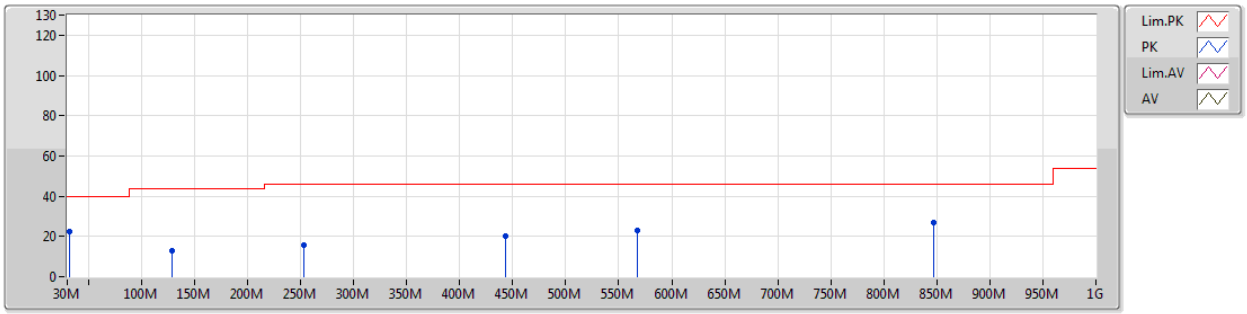

Type	Freq	Level	Limit	Margin	Factor	Dist	Condition	Azimuth	Height	Comments
	(Hz)	(dBuV/m)	(dBuV/m)	(dB)	(dB)	(m)		(°)	(m)	
PK	31.94M	22.30	40.00	-17.70	-14.36	3	Horizontal	360	3.00	-
PK	128.94M	12.78	43.50	-30.72	-19.18	3	Horizontal	360	3.00	-
PK	253.1M	15.59	46.00	-30.41	-16.67	3	Horizontal	360	3.00	-
PK	443.22M	20.16	46.00	-25.84	-12.99	3	Horizontal	360	3.00	-
PK	567.38M	22.82	46.00	-23.18	-10.54	3	Horizontal	360	3.00	-
PK	846.74M	26.77	46.00	-19.23	-7.10	3	Horizontal	360	3.00	-

Summary

Mode	Result	Type	Freq (Hz)	Level (dBuV/m)	Limit (dBuV/m)	Margin (dB)	Factor (dB)	Dist (m)	Condition	Azimuth (°)	Height (m)	Comments
5.15-5.25GHz	-	-	-	-	-	-	-	-	-	-	-	-
802.11a_Nss1,(6Mbps)_1TX	Pass	AV	10.47928G	51.53	54.00	-2.47	12.90	3	Horizontal	305	1.86	-
802.11n HT20_Nss1,(MCS0)_1TX	Pass	AV	10.4012G	51.98	54.00	-2.02	12.73	3	Horizontal	294	1.61	-
5.25-5.35GHz	-	-	-	-	-	-	-	-	-	-	-	-
802.11a_Nss1,(6Mbps)_1TX	Pass	AV	10.60054G	51.71	54.00	-2.29	13.15	3	Horizontal	295	1.50	-
802.11n HT20_Nss1,(MCS0)_1TX	Pass	AV	5.3506G	51.78	54.00	-2.22	4.05	3	Vertical	245	2.77	-
5.47-5.725GHz	-	-	-	-	-	-	-	-	-	-	-	-
802.11a_Nss1,(6Mbps)_1TX	Pass	PK	5.7252G	65.57	68.20	-2.63	3.59	3	Vertical	260	2.48	-
802.11n HT20_Nss1,(MCS0)_1TX	Pass	AV	11.40144G	51.94	54.00	-2.06	15.16	3	Horizontal	139	1.79	-
5.725-5.85GHz	-	-	-	-	-	-	-	-	-	-	-	-
802.11a_Nss1,(6Mbps)_1TX	Pass	AV	11.65036G	51.96	54.00	-2.04	13.43	3	Horizontal	300	1.79	-
802.11n HT20_Nss1,(MCS0)_1TX	Pass	AV	11.6506G	51.87	54.00	-2.13	14.87	3	Vertical	15	1.01	-

Result

Mode	Result	Type	Freq (Hz)	Level (dBuV/m)	Limit (dBuV/m)	Margin (dB)	Factor (dB)	Dist (m)	Condition	Azimuth (°)	Height (m)	Comments
802.11a_Nss1,(6Mbps)_1TX	-	-	-	-	-	-	-	-	-	-	-	-
5180MHz	Pass	AV	5.15G	47.07	54.00	-6.93	2.74	3	Vertical	271	2.66	-
5180MHz	Pass	AV	5.1848G	94.98	Inf	-Inf	2.78	3	Vertical	271	2.66	-
5180MHz	Pass	PK	5.1498G	61.39	74.00	-12.61	2.74	3	Vertical	271	2.66	-
5180MHz	Pass	PK	5.1852G	104.63	Inf	-Inf	2.78	3	Vertical	271	2.66	-
5180MHz	Pass	AV	5.15G	46.08	54.00	-7.92	2.74	3	Horizontal	3	1.61	-
5180MHz	Pass	AV	5.186G	92.90	Inf	-Inf	2.78	3	Horizontal	3	1.61	-
5180MHz	Pass	PK	5.1498G	60.09	74.00	-13.91	2.74	3	Horizontal	3	1.61	-
5180MHz	Pass	PK	5.1832G	103.87	Inf	-Inf	2.78	3	Horizontal	3	1.61	-
5180MHz	Pass	AV	10.35778G	48.90	54.00	-5.10	12.63	3	Vertical	52	1.81	-
5180MHz	Pass	PK	10.36012G	63.26	74.00	-10.74	12.63	3	Vertical	52	1.81	-
5180MHz	Pass	AV	10.36132G	51.30	54.00	-2.70	12.64	3	Horizontal	305	1.78	-
5180MHz	Pass	PK	10.36018G	64.47	74.00	-9.53	12.63	3	Horizontal	305	1.78	-
5200MHz	Pass	AV	5.1072G	42.35	54.00	-11.65	2.69	3	Vertical	97	2.13	-
5200MHz	Pass	AV	5.1968G	90.73	Inf	-Inf	2.80	3	Vertical	97	2.13	-
5200MHz	Pass	PK	5.1452G	54.30	74.00	-19.70	2.74	3	Vertical	97	2.13	-
5200MHz	Pass	PK	5.202G	100.86	Inf	-Inf	2.80	3	Vertical	97	2.13	-
5200MHz	Pass	AV	5.1172G	42.32	54.00	-11.68	2.70	3	Horizontal	1	1.95	-
5200MHz	Pass	AV	5.2044G	93.72	Inf	-Inf	2.80	3	Horizontal	1	1.95	-
5200MHz	Pass	PK	5.1272G	55.38	74.00	-18.62	2.72	3	Horizontal	1	1.95	-
5200MHz	Pass	PK	5.2024G	103.15	Inf	-Inf	2.80	3	Horizontal	1	1.95	-
5200MHz	Pass	AV	10.39868G	48.62	54.00	-5.38	12.73	3	Vertical	55	1.81	-
5200MHz	Pass	PK	10.39856G	62.23	74.00	-11.77	12.73	3	Vertical	55	1.81	-
5200MHz	Pass	AV	10.4G	51.19	54.00	-2.81	12.73	3	Horizontal	308	1.66	-
5200MHz	Pass	PK	10.40006G	64.21	74.00	-9.79	12.73	3	Horizontal	308	1.66	-
5240MHz	Pass	AV	5.1446G	42.18	54.00	-11.82	2.74	3	Vertical	288	2.74	-
5240MHz	Pass	AV	5.2442G	93.55	Inf	-Inf	2.85	3	Vertical	288	2.74	-
5240MHz	Pass	AV	5.3678G	41.58	54.00	-12.42	2.99	3	Vertical	288	2.74	-
5240MHz	Pass	PK	5.1488G	54.78	74.00	-19.22	2.74	3	Vertical	288	2.74	-
5240MHz	Pass	PK	5.2436G	102.98	Inf	-Inf	2.85	3	Vertical	288	2.74	-
5240MHz	Pass	PK	5.3888G	53.41	74.00	-20.59	3.01	3	Vertical	288	2.74	-
5240MHz	Pass	AV	5.0948G	42.35	54.00	-11.65	2.68	3	Horizontal	359	1.85	-
5240MHz	Pass	AV	5.2448G	94.01	Inf	-Inf	2.85	3	Horizontal	359	1.85	-
5240MHz	Pass	AV	5.3618G	41.51	54.00	-12.49	2.98	3	Horizontal	359	1.85	-
5240MHz	Pass	PK	5.1002G	54.63	74.00	-19.37	2.68	3	Horizontal	359	1.85	-
5240MHz	Pass	PK	5.2454G	102.89	Inf	-Inf	2.85	3	Horizontal	359	1.85	-
5240MHz	Pass	PK	5.3774G	53.92	74.00	-20.08	3.00	3	Horizontal	359	1.85	-
5240MHz	Pass	AV	10.47946G	50.25	54.00	-3.75	12.90	3	Vertical	359	1.87	-
5240MHz	Pass	PK	10.48054G	63.20	74.00	-10.80	12.90	3	Vertical	359	1.87	-
5240MHz	Pass	AV	10.47928G	51.53	54.00	-2.47	12.90	3	Horizontal	305	1.86	-
5240MHz	Pass	PK	10.4785G	64.38	74.00	-9.62	12.90	3	Horizontal	305	1.86	-
5260MHz	Pass	AV	5.1196G	42.16	54.00	-11.84	2.70	3	Vertical	271	2.71	-
5260MHz	Pass	AV	5.2642G	94.90	Inf	-Inf	2.87	3	Vertical	271	2.71	-
5260MHz	Pass	AV	5.4034G	41.71	54.00	-12.29	3.03	3	Vertical	271	2.71	-
5260MHz	Pass	PK	5.1424G	54.63	74.00	-19.37	2.74	3	Vertical	271	2.71	-
5260MHz	Pass	PK	5.2624G	104.06	Inf	-Inf	2.87	3	Vertical	271	2.71	-
5260MHz	Pass	PK	5.4046G	53.47	74.00	-20.53	3.03	3	Vertical	271	2.71	-
5260MHz	Pass	AV	5.122G	42.29	54.00	-11.71	2.71	3	Horizontal	358	1.96	-

Mode	Result	Type	Freq (Hz)	Level (dBuV/m)	Limit (dBuV/m)	Margin (dB)	Factor (dB)	Dist (m)	Condition	Azimuth (°)	Height (m)	Comments
5260MHz	Pass	AV	5.2642G	94.06	Inf	-Inf	2.87	3	Horizontal	358	1.96	-
5260MHz	Pass	AV	5.3902G	41.71	54.00	-12.29	3.01	3	Horizontal	358	1.96	-
5260MHz	Pass	PK	5.146G	54.44	74.00	-19.56	2.74	3	Horizontal	358	1.96	-
5260MHz	Pass	PK	5.2648G	103.24	Inf	-Inf	2.88	3	Horizontal	358	1.96	-
5260MHz	Pass	PK	5.398G	53.89	74.00	-20.11	3.03	3	Horizontal	358	1.96	-
5260MHz	Pass	AV	10.5194G	48.31	54.00	-5.69	12.98	3	Vertical	52	1.00	-
5260MHz	Pass	PK	10.52216G	61.23	74.00	-12.77	12.98	3	Vertical	52	1.00	-
5260MHz	Pass	AV	10.52054G	51.28	54.00	-2.72	12.98	3	Horizontal	307	1.71	-
5260MHz	Pass	PK	10.51826G	63.99	74.00	-10.01	12.98	3	Horizontal	307	1.71	-
5300MHz	Pass	AV	5.296G	97.46	Inf	-Inf	2.91	3	Vertical	282	2.83	-
5300MHz	Pass	AV	5.3744G	42.80	54.00	-11.20	2.99	3	Vertical	282	2.83	-
5300MHz	Pass	PK	5.3032G	107.08	Inf	-Inf	2.91	3	Vertical	282	2.83	-
5300MHz	Pass	PK	5.3732G	54.12	74.00	-19.88	2.99	3	Vertical	282	2.83	-
5300MHz	Pass	AV	5.3032G	97.95	Inf	-Inf	2.91	3	Horizontal	356	1.82	-
5300MHz	Pass	AV	5.3504G	42.97	54.00	-11.03	2.97	3	Horizontal	356	1.82	-
5300MHz	Pass	PK	5.3052G	107.48	Inf	-Inf	2.91	3	Horizontal	356	1.82	-
5300MHz	Pass	PK	5.3508G	56.27	74.00	-17.73	2.97	3	Horizontal	356	1.82	-
5300MHz	Pass	AV	10.60114G	50.11	54.00	-3.89	13.15	3	Vertical	46	1.83	-
5300MHz	Pass	PK	10.60366G	63.17	74.00	-10.83	13.17	3	Vertical	46	1.83	-
5300MHz	Pass	AV	10.60054G	51.71	54.00	-2.29	13.15	3	Horizontal	295	1.50	-
5300MHz	Pass	PK	10.5988G	64.20	74.00	-9.80	13.15	3	Horizontal	295	1.50	-
5320MHz	Pass	AV	5.326G	95.93	Inf	-Inf	2.95	3	Vertical	284	1.76	-
5320MHz	Pass	AV	5.3502G	48.40	54.00	-5.60	2.97	3	Vertical	284	1.76	-
5320MHz	Pass	PK	5.3178G	105.48	Inf	-Inf	2.93	3	Vertical	284	1.76	-
5320MHz	Pass	PK	5.35G	62.54	74.00	-11.46	2.97	3	Vertical	284	1.76	-
5320MHz	Pass	AV	5.3166G	98.81	Inf	-Inf	2.93	3	Horizontal	351	1.78	-
5320MHz	Pass	AV	5.35G	50.24	54.00	-3.76	2.97	3	Horizontal	351	1.78	-
5320MHz	Pass	PK	5.3174G	108.60	Inf	-Inf	2.93	3	Horizontal	351	1.78	-
5320MHz	Pass	PK	5.3502G	63.42	74.00	-10.58	2.97	3	Horizontal	351	1.78	-
5320MHz	Pass	AV	10.6409G	49.57	54.00	-4.43	13.25	3	Vertical	31	1.79	-
5320MHz	Pass	PK	10.63838G	62.84	74.00	-11.16	13.24	3	Vertical	31	1.79	-
5320MHz	Pass	AV	10.64084G	51.52	54.00	-2.48	13.25	3	Horizontal	301	1.68	-
5320MHz	Pass	PK	10.64054G	63.75	74.00	-10.25	13.25	3	Horizontal	301	1.68	-
5500MHz	Pass	AV	5.46G	45.80	54.00	-8.20	3.10	3	Vertical	263	2.64	-
5500MHz	Pass	AV	5.4948G	98.05	Inf	-Inf	3.14	3	Vertical	263	2.64	-
5500MHz	Pass	PK	5.4582G	58.48	74.00	-15.52	3.09	3	Vertical	263	2.64	-
5500MHz	Pass	PK	5.4666G	64.37	68.20	-3.83	3.11	3	Vertical	263	2.64	-
5500MHz	Pass	PK	5.4986G	107.67	Inf	-Inf	3.14	3	Vertical	263	2.64	-
5500MHz	Pass	AV	5.4596G	44.29	54.00	-9.71	3.10	3	Horizontal	351	1.72	-
5500MHz	Pass	AV	5.5046G	94.90	Inf	-Inf	3.15	3	Horizontal	351	1.72	-
5500MHz	Pass	PK	5.4594G	57.14	74.00	-16.86	3.10	3	Horizontal	351	1.72	-
5500MHz	Pass	PK	5.4698G	62.09	68.20	-6.11	3.11	3	Horizontal	351	1.72	-
5500MHz	Pass	PK	5.504G	105.32	Inf	-Inf	3.15	3	Horizontal	351	1.72	-
5500MHz	Pass	AV	10.9994G	51.34	54.00	-2.66	14.03	3	Vertical	258	1.71	-
5500MHz	Pass	PK	11.00024G	64.59	74.00	-9.41	14.03	3	Vertical	258	1.71	-
5500MHz	Pass	AV	10.99952G	50.73	54.00	-3.27	14.03	3	Horizontal	330	1.59	-
5500MHz	Pass	PK	11.00558G	63.45	74.00	-10.55	14.02	3	Horizontal	330	1.59	-
5580MHz	Pass	AV	5.4432G	42.08	54.00	-11.92	3.08	3	Vertical	261	2.59	-
5580MHz	Pass	AV	5.5752G	96.97	Inf	-Inf	3.29	3	Vertical	261	2.59	-

RSE TX above 1GHz Result

Mode	Result	Type	Freq (Hz)	Level (dBuV/m)	Limit (dBuV/m)	Margin (dB)	Factor (dB)	Dist (m)	Condition	Azimuth (°)	Height (m)	Comments
5580MHz	Pass	PK	5.466G	54.25	68.20	-13.95	3.11	3	Vertical	261	2.59	-
5580MHz	Pass	PK	5.586G	106.03	Inf	-Inf	3.31	3	Vertical	261	2.59	-
5580MHz	Pass	PK	5.7288G	53.98	74.00	-20.02	3.59	3	Vertical	261	2.59	-
5580MHz	Pass	AV	5.4576G	41.82	54.00	-12.18	3.09	3	Horizontal	358	1.48	-
5580MHz	Pass	AV	5.5752G	92.42	Inf	-Inf	3.29	3	Horizontal	358	1.48	-
5580MHz	Pass	PK	5.4636G	55.91	68.20	-12.29	3.10	3	Horizontal	358	1.48	-
5580MHz	Pass	PK	5.5758G	101.52	Inf	-Inf	3.29	3	Horizontal	358	1.48	-
5580MHz	Pass	PK	5.7288G	54.42	68.20	-13.78	3.59	3	Horizontal	358	1.48	-
5580MHz	Pass	AV	11.1597G	49.33	54.00	-4.67	13.89	3	Vertical	326	1.86	-
5580MHz	Pass	PK	11.15628G	62.09	74.00	-11.91	13.89	3	Vertical	326	1.86	-
5580MHz	Pass	AV	11.15934G	51.29	54.00	-2.71	13.89	3	Horizontal	119	1.72	-
5580MHz	Pass	PK	11.16012G	65.36	74.00	-8.64	13.89	3	Horizontal	119	1.72	-
5700MHz	Pass	AV	5.7056G	99.80	Inf	-Inf	3.55	3	Vertical	260	2.48	-
5700MHz	Pass	PK	5.6948G	109.53	Inf	-Inf	3.53	3	Vertical	260	2.48	-
5700MHz	Pass	PK	5.7252G	65.57	68.20	-2.63	3.59	3	Vertical	260	2.48	-
5700MHz	Pass	AV	5.6976G	94.65	Inf	-Inf	3.54	3	Horizontal	355	1.52	-
5700MHz	Pass	PK	5.6976G	104.14	Inf	-Inf	3.54	3	Horizontal	355	1.52	-
5700MHz	Pass	PK	5.7256G	61.14	68.20	-7.06	3.59	3	Horizontal	355	1.52	-
5700MHz	Pass	AV	11.39922G	49.81	54.00	-4.19	13.66	3	Vertical	16	1.74	-
5700MHz	Pass	PK	11.39814G	61.63	74.00	-12.37	13.66	3	Vertical	16	1.74	-
5700MHz	Pass	AV	11.39988G	51.37	54.00	-2.63	13.66	3	Horizontal	123	1.72	-
5700MHz	Pass	PK	11.40258G	63.51	74.00	-10.49	13.66	3	Horizontal	123	1.72	-
5720MHz Straddle 5.47-5.725GHz	Pass	AV	5.4452G	42.10	54.00	-11.90	3.08	3	Vertical	260	2.58	-
5720MHz Straddle 5.47-5.725GHz	Pass	AV	5.7236G	100.34	Inf	-Inf	3.59	3	Vertical	260	2.58	-
5720MHz Straddle 5.47-5.725GHz	Pass	PK	5.7224G	109.39	Inf	-Inf	3.59	3	Vertical	260	2.58	-
5720MHz Straddle 5.47-5.725GHz	Pass	PK	5.9684G	55.53	68.20	-12.67	4.07	3	Vertical	260	2.58	-
5720MHz Straddle 5.47-5.725GHz	Pass	PK	5.4668G	53.40	68.20	-14.80	3.11	3	Vertical	260	2.58	-
5720MHz Straddle 5.47-5.725GHz	Pass	AV	5.4596G	41.85	54.00	-12.15	3.10	3	Horizontal	355	1.60	-
5720MHz Straddle 5.47-5.725GHz	Pass	AV	5.7248G	95.08	Inf	-Inf	3.59	3	Horizontal	355	1.60	-
5720MHz Straddle 5.47-5.725GHz	Pass	PK	5.4644G	53.66	68.20	-14.54	3.11	3	Horizontal	355	1.60	-
5720MHz Straddle 5.47-5.725GHz	Pass	PK	5.7248G	104.30	Inf	-Inf	3.59	3	Horizontal	355	1.60	-
5720MHz Straddle 5.47-5.725GHz	Pass	PK	5.9144G	55.56	68.20	-12.64	3.96	3	Horizontal	355	1.60	-
5720MHz Straddle 5.47-5.725GHz	Pass	AV	11.44066G	50.59	54.00	-3.41	13.62	3	Vertical	10	1.62	-
5720MHz Straddle 5.47-5.725GHz	Pass	PK	11.4406G	63.90	74.00	-10.10	13.62	3	Vertical	10	1.62	-
5720MHz Straddle 5.47-5.725GHz	Pass	AV	11.44096G	51.23	54.00	-2.77	13.62	3	Horizontal	122	1.71	-
5720MHz Straddle 5.47-5.725GHz	Pass	PK	11.44744G	63.93	74.00	-10.07	13.62	3	Horizontal	122	1.71	-
5745MHz	Pass	AV	5.7402G	101.00	Inf	-Inf	3.62	3	Vertical	259	2.57	-
5745MHz	Pass	PK	5.5674G	55.20	68.20	-13.00	3.27	3	Vertical	259	2.57	-
5745MHz	Pass	PK	5.7402G	110.23	Inf	-Inf	3.62	3	Vertical	259	2.57	-
5745MHz	Pass	PK	5.9586G	56.04	68.20	-12.16	4.04	3	Vertical	259	2.57	-
5745MHz	Pass	AV	5.7402G	92.94	Inf	-Inf	3.62	3	Horizontal	359	2.99	-
5745MHz	Pass	PK	5.5722G	55.09	68.20	-13.11	3.28	3	Horizontal	359	2.99	-
5745MHz	Pass	PK	5.7378G	102.35	Inf	-Inf	3.61	3	Horizontal	359	2.99	-
5745MHz	Pass	PK	5.985G	55.46	68.20	-12.74	4.10	3	Horizontal	359	2.99	-
5745MHz	Pass	AV	11.48964G	45.94	54.00	-8.06	13.58	3	Vertical	62	1.58	-
5745MHz	Pass	PK	11.48748G	60.09	74.00	-13.91	13.59	3	Vertical	62	1.58	-
5745MHz	Pass	AV	11.4897G	51.08	54.00	-2.92	13.58	3	Horizontal	359	1.82	-
5745MHz	Pass	PK	11.48892G	64.26	74.00	-9.74	13.59	3	Horizontal	359	1.82	-
5785MHz	Pass	AV	5.7802G	100.59	Inf	-Inf	3.69	3	Vertical	257	2.55	-

Mode	Result	Type	Freq (Hz)	Level (dBuV/m)	Limit (dBuV/m)	Margin (dB)	Factor (dB)	Dist (m)	Condition	Azimuth (°)	Height (m)	Comments
5785MHz	Pass	PK	5.5654G	54.74	68.20	-13.46	3.27	3	Vertical	257	2.55	-
5785MHz	Pass	PK	5.7886G	110.62	Inf	-Inf	3.70	3	Vertical	257	2.55	-
5785MHz	Pass	PK	5.9686G	55.42	68.20	-12.78	4.07	3	Vertical	257	2.55	-
5785MHz	Pass	AV	5.7802G	95.14	Inf	-Inf	3.69	3	Horizontal	356	1.40	-
5785MHz	Pass	PK	5.641G	55.12	68.20	-13.08	3.43	3	Horizontal	356	1.40	-
5785MHz	Pass	PK	5.7886G	104.50	Inf	-Inf	3.70	3	Horizontal	356	1.40	-
5785MHz	Pass	PK	5.9614G	55.86	68.20	-12.34	4.05	3	Horizontal	356	1.40	-
5785MHz	Pass	AV	11.56892G	51.45	54.00	-2.55	13.50	3	Vertical	5	1.62	-
5785MHz	Pass	PK	11.57222G	64.66	74.00	-9.34	13.51	3	Vertical	5	1.62	-
5785MHz	Pass	AV	11.57066G	50.24	54.00	-3.76	13.51	3	Horizontal	298	1.74	-
5785MHz	Pass	PK	11.56892G	63.94	74.00	-10.06	13.50	3	Horizontal	298	1.74	-
5825MHz	Pass	AV	5.8202G	99.68	Inf	-Inf	3.77	3	Vertical	256	2.50	-
5825MHz	Pass	PK	5.6246G	54.96	68.20	-13.24	3.39	3	Vertical	256	2.50	-
5825MHz	Pass	PK	5.8286G	109.55	Inf	-Inf	3.79	3	Vertical	256	2.50	-
5825MHz	Pass	PK	5.9354G	55.35	68.20	-12.85	4.00	3	Vertical	256	2.50	-
5825MHz	Pass	AV	5.8202G	94.88	Inf	-Inf	3.77	3	Horizontal	355	1.81	-
5825MHz	Pass	PK	5.5562G	54.65	68.20	-13.55	3.25	3	Horizontal	355	1.81	-
5825MHz	Pass	PK	5.8214G	103.86	Inf	-Inf	3.77	3	Horizontal	355	1.81	-
5825MHz	Pass	PK	5.9534G	55.10	68.20	-13.10	4.03	3	Horizontal	355	1.81	-
5825MHz	Pass	AV	11.647G	51.58	54.00	-2.42	13.43	3	Vertical	359	1.50	-
5825MHz	Pass	PK	11.64844G	64.54	74.00	-9.46	13.43	3	Vertical	359	1.50	-
5825MHz	Pass	AV	11.65036G	51.96	54.00	-2.04	13.43	3	Horizontal	300	1.79	-
5825MHz	Pass	PK	11.65186G	64.49	74.00	-9.51	13.43	3	Horizontal	300	1.79	-
802.11n HT20_Nss1,(MCS0)_1TX	-	-	-	-	-	-	-	-	-	-	-	-
5180MHz	Pass	AV	5.15G	48.41	54.00	-5.59	2.74	3	Vertical	275	1.68	-
5180MHz	Pass	AV	5.1854G	92.47	Inf	-Inf	2.78	3	Vertical	275	1.68	-
5180MHz	Pass	PK	5.1496G	62.86	74.00	-11.14	2.74	3	Vertical	275	1.68	-
5180MHz	Pass	PK	5.1836G	102.58	Inf	-Inf	2.78	3	Vertical	275	1.68	-
5180MHz	Pass	AV	5.1496G	51.26	54.00	-2.74	2.74	3	Horizontal	348	1.77	-
5180MHz	Pass	AV	5.1846G	94.67	Inf	-Inf	2.78	3	Horizontal	348	1.77	-
5180MHz	Pass	PK	5.1496G	65.56	74.00	-8.44	2.74	3	Horizontal	348	1.77	-
5180MHz	Pass	PK	5.1822G	104.74	Inf	-Inf	2.78	3	Horizontal	348	1.77	-
5180MHz	Pass	AV	10.36126G	50.19	54.00	-3.81	12.64	3	Vertical	29	1.85	-
5180MHz	Pass	PK	10.36048G	64.13	74.00	-9.87	12.63	3	Vertical	29	1.85	-
5180MHz	Pass	AV	10.36144G	51.09	54.00	-2.91	12.64	3	Horizontal	6	1.66	-
5180MHz	Pass	PK	10.35922G	64.19	74.00	-9.81	12.63	3	Horizontal	6	1.66	-
5200MHz	Pass	AV	5.124G	42.64	54.00	-11.36	2.71	3	Vertical	257	2.75	-
5200MHz	Pass	AV	5.2052G	93.76	Inf	-Inf	2.80	3	Vertical	257	2.75	-
5200MHz	Pass	PK	5.1184G	54.84	74.00	-19.16	2.70	3	Vertical	257	2.75	-
5200MHz	Pass	PK	5.1976G	103.62	Inf	-Inf	2.80	3	Vertical	257	2.75	-
5200MHz	Pass	AV	5.1224G	42.52	54.00	-11.48	2.71	3	Horizontal	344	1.89	-
5200MHz	Pass	AV	5.196G	94.35	Inf	-Inf	2.80	3	Horizontal	344	1.89	-
5200MHz	Pass	PK	5.1088G	54.55	74.00	-19.45	2.70	3	Horizontal	344	1.89	-
5200MHz	Pass	PK	5.1984G	104.31	Inf	-Inf	2.80	3	Horizontal	344	1.89	-
5200MHz	Pass	AV	10.39904G	49.85	54.00	-4.15	12.73	3	Vertical	46	1.80	-
5200MHz	Pass	PK	10.39844G	62.55	74.00	-11.45	12.73	3	Vertical	46	1.80	-
5200MHz	Pass	AV	10.4012G	51.98	54.00	-2.02	12.73	3	Horizontal	294	1.61	-
5200MHz	Pass	PK	10.40084G	65.22	74.00	-8.78	12.73	3	Horizontal	294	1.61	-
5240MHz	Pass	AV	5.1404G	42.64	54.00	-11.36	2.73	3	Vertical	255	2.74	-

Mode	Result	Type	Freq (Hz)	Level (dBuV/m)	Limit (dBuV/m)	Margin (dB)	Factor (dB)	Dist (m)	Condition	Azimuth (°)	Height (m)	Comments
5240MHz	Pass	AV	5.2448G	95.77	Inf	-Inf	2.85	3	Vertical	255	2.74	-
5240MHz	Pass	AV	5.3564G	41.86	54.00	-12.14	2.97	3	Vertical	255	2.74	-
5240MHz	Pass	PK	5.1086G	54.69	74.00	-19.31	2.70	3	Vertical	255	2.74	-
5240MHz	Pass	PK	5.2454G	105.18	Inf	-Inf	2.85	3	Vertical	255	2.74	-
5240MHz	Pass	PK	5.3666G	53.85	74.00	-20.15	2.99	3	Vertical	255	2.74	-
5240MHz	Pass	AV	5.09G	42.51	54.00	-11.49	2.66	3	Horizontal	344	1.83	-
5240MHz	Pass	AV	5.2448G	95.22	Inf	-Inf	2.85	3	Horizontal	344	1.83	-
5240MHz	Pass	AV	5.3588G	41.82	54.00	-12.18	2.98	3	Horizontal	344	1.83	-
5240MHz	Pass	PK	5.1056G	54.98	74.00	-19.02	2.68	3	Horizontal	344	1.83	-
5240MHz	Pass	PK	5.2436G	104.61	Inf	-Inf	2.85	3	Horizontal	344	1.83	-
5240MHz	Pass	PK	5.3618G	53.52	74.00	-20.48	2.98	3	Horizontal	344	1.83	-
5240MHz	Pass	AV	10.47892G	49.55	54.00	-4.45	12.90	3	Vertical	27	1.83	-
5240MHz	Pass	PK	10.48072G	63.20	74.00	-10.80	12.90	3	Vertical	27	1.83	-
5240MHz	Pass	AV	10.48138G	51.55	54.00	-2.45	12.90	3	Horizontal	294	1.58	-
5240MHz	Pass	PK	10.4803G	64.86	74.00	-9.14	12.90	3	Horizontal	294	1.58	-
5260MHz	Pass	AV	5.1184G	42.53	54.00	-11.47	2.70	3	Vertical	254	2.73	-
5260MHz	Pass	AV	5.2642G	95.36	Inf	-Inf	2.87	3	Vertical	254	2.73	-
5260MHz	Pass	AV	5.4088G	41.91	54.00	-12.09	3.05	3	Vertical	254	2.73	-
5260MHz	Pass	PK	5.1382G	54.51	74.00	-19.49	2.73	3	Vertical	254	2.73	-
5260MHz	Pass	PK	5.2636G	105.52	Inf	-Inf	2.87	3	Vertical	254	2.73	-
5260MHz	Pass	PK	5.38G	54.17	74.00	-19.83	3.01	3	Vertical	254	2.73	-
5260MHz	Pass	AV	5.1496G	42.36	54.00	-11.64	2.74	3	Horizontal	345	1.75	-
5260MHz	Pass	AV	5.2648G	93.94	Inf	-Inf	2.88	3	Horizontal	345	1.75	-
5260MHz	Pass	AV	5.3848G	41.81	54.00	-12.19	3.01	3	Horizontal	345	1.75	-
5260MHz	Pass	PK	5.15G	54.14	74.00	-19.86	2.74	3	Horizontal	345	1.75	-
5260MHz	Pass	PK	5.2558G	103.52	Inf	-Inf	2.86	3	Horizontal	345	1.75	-
5260MHz	Pass	PK	5.395G	53.60	74.00	-20.40	3.03	3	Horizontal	345	1.75	-
5260MHz	Pass	AV	10.51898G	48.66	54.00	-5.34	12.98	3	Vertical	40	1.78	-
5260MHz	Pass	PK	10.52432G	61.26	74.00	-12.74	12.99	3	Vertical	40	1.78	-
5260MHz	Pass	AV	10.51898G	51.63	54.00	-2.37	12.98	3	Horizontal	286	1.78	-
5260MHz	Pass	PK	10.52066G	65.27	74.00	-8.73	12.98	3	Horizontal	286	1.78	-
5300MHz	Pass	AV	5.2944G	97.40	Inf	-Inf	3.95	3	Vertical	245	2.68	-
5300MHz	Pass	AV	5.3848G	45.64	54.00	-8.36	4.11	3	Vertical	245	2.68	-
5300MHz	Pass	PK	5.3044G	107.59	Inf	-Inf	3.97	3	Vertical	245	2.68	-
5300MHz	Pass	PK	5.3856G	57.72	74.00	-16.28	4.11	3	Vertical	245	2.68	-
5300MHz	Pass	AV	5.302G	93.98	Inf	-Inf	3.96	3	Horizontal	1	1.50	-
5300MHz	Pass	AV	5.3768G	45.23	54.00	-8.77	4.10	3	Horizontal	1	1.50	-
5300MHz	Pass	PK	5.298G	104.81	Inf	-Inf	3.96	3	Horizontal	1	1.50	-
5300MHz	Pass	PK	5.378G	57.59	74.00	-16.41	4.10	3	Horizontal	1	1.50	-
5300MHz	Pass	AV	10.6003G	50.54	54.00	-3.46	14.80	3	Vertical	13	1.82	-
5300MHz	Pass	PK	10.59838G	64.78	74.00	-9.22	14.80	3	Vertical	13	1.82	-
5300MHz	Pass	AV	10.60096G	51.56	54.00	-2.44	14.80	3	Horizontal	301	1.78	-
5300MHz	Pass	PK	10.5991G	64.68	74.00	-9.32	14.80	3	Horizontal	301	1.78	-
5320MHz	Pass	AV	5.3228G	99.59	Inf	-Inf	4.00	3	Vertical	245	2.77	-
5320MHz	Pass	AV	5.3506G	51.78	54.00	-2.22	4.05	3	Vertical	245	2.77	-
5320MHz	Pass	PK	5.3162G	109.66	Inf	-Inf	3.99	3	Vertical	245	2.77	-
5320MHz	Pass	PK	5.3548G	65.22	74.00	-8.78	4.06	3	Vertical	245	2.77	-
5320MHz	Pass	AV	5.3172G	97.29	Inf	-Inf	3.99	3	Horizontal	8	2.77	-
5320MHz	Pass	AV	5.35G	50.01	54.00	-3.99	4.05	3	Horizontal	8	2.77	-

RSE TX above 1GHz Result

Mode	Result	Type	Freq (Hz)	Level (dBuV/m)	Limit (dBuV/m)	Margin (dB)	Factor (dB)	Dist (m)	Condition	Azimuth (°)	Height (m)	Comments
5320MHz	Pass	PK	5.3168G	107.80	Inf	-Inf	3.99	3	Horizontal	8	2.77	-
5320MHz	Pass	PK	5.3522G	63.38	74.00	-10.62	4.05	3	Horizontal	8	2.77	-
5320MHz	Pass	AV	10.6403G	50.18	54.00	-3.82	14.89	3	Vertical	45	1.77	-
5320MHz	Pass	PK	10.63586G	63.50	74.00	-10.50	14.88	3	Vertical	45	1.77	-
5320MHz	Pass	AV	10.63898G	51.49	54.00	-2.51	14.89	3	Horizontal	302	1.78	-
5320MHz	Pass	PK	10.63778G	65.13	74.00	-8.87	14.89	3	Horizontal	302	1.78	-
5500MHz	Pass	AV	5.4598G	47.12	54.00	-6.88	4.25	3	Vertical	245	2.77	-
5500MHz	Pass	AV	5.495G	98.25	Inf	-Inf	4.31	3	Vertical	245	2.77	-
5500MHz	Pass	PK	5.4684G	65.23	68.20	-2.97	4.26	3	Vertical	245	2.77	-
5500MHz	Pass	PK	5.4958G	108.60	Inf	-Inf	4.31	3	Vertical	245	2.77	-
5500MHz	Pass	AV	5.46G	46.72	54.00	-7.28	4.25	3	Horizontal	2	2.99	-
5500MHz	Pass	AV	5.5038G	96.53	Inf	-Inf	4.33	3	Horizontal	2	2.99	-
5500MHz	Pass	PK	5.4694G	64.86	68.20	-3.34	4.26	3	Horizontal	2	2.99	-
5500MHz	Pass	PK	5.5014G	107.20	Inf	-Inf	4.32	3	Horizontal	2	2.99	-
5500MHz	Pass	AV	10.99928G	49.30	54.00	-4.70	15.62	3	Vertical	277	1.70	-
5500MHz	Pass	PK	10.9955G	63.05	74.00	-10.95	15.61	3	Vertical	277	1.70	-
5500MHz	Pass	AV	11.0039G	51.93	54.00	-2.07	15.62	3	Horizontal	145	1.64	-
5500MHz	Pass	PK	11.00132G	65.65	74.00	-8.35	15.62	3	Horizontal	145	1.64	-
5580MHz	Pass	AV	5.4318G	44.85	54.00	-9.15	4.20	3	Vertical	247	2.56	-
5580MHz	Pass	AV	5.5752G	96.56	Inf	-Inf	4.44	3	Vertical	247	2.56	-
5580MHz	Pass	PK	5.463G	56.03	68.20	-12.17	4.26	3	Vertical	247	2.56	-
5580MHz	Pass	PK	5.5848G	107.26	Inf	-Inf	4.44	3	Vertical	247	2.56	-
5580MHz	Pass	PK	5.7282G	56.35	68.20	-11.85	4.67	3	Vertical	247	2.56	-
5580MHz	Pass	AV	5.4354G	44.59	54.00	-9.41	4.20	3	Horizontal	2	2.92	-
5580MHz	Pass	AV	5.5848G	94.75	Inf	-Inf	4.44	3	Horizontal	2	2.92	-
5580MHz	Pass	PK	5.466G	57.60	68.20	-10.60	4.26	3	Horizontal	2	2.92	-
5580MHz	Pass	PK	5.5818G	105.18	Inf	-Inf	4.44	3	Horizontal	2	2.92	-
5580MHz	Pass	PK	5.7294G	56.23	68.20	-11.97	4.67	3	Horizontal	2	2.92	-
5580MHz	Pass	AV	11.15922G	47.60	54.00	-6.40	15.43	3	Vertical	340	1.49	-
5580MHz	Pass	PK	11.16078G	61.11	74.00	-12.89	15.43	3	Vertical	340	1.49	-
5580MHz	Pass	AV	11.16126G	51.76	54.00	-2.24	15.43	3	Horizontal	137	1.75	-
5580MHz	Pass	PK	11.16768G	65.03	74.00	-8.97	15.43	3	Horizontal	137	1.75	-
5700MHz	Pass	AV	5.6936G	98.54	Inf	-Inf	4.62	3	Vertical	245	2.62	-
5700MHz	Pass	PK	5.6936G	108.94	Inf	-Inf	4.62	3	Vertical	245	2.62	-
5700MHz	Pass	PK	5.7252G	64.27	68.20	-3.93	4.67	3	Vertical	245	2.62	-
5700MHz	Pass	AV	5.6968G	95.90	Inf	-Inf	4.63	3	Horizontal	0	2.92	-
5700MHz	Pass	PK	5.6952G	105.86	Inf	-Inf	4.62	3	Horizontal	0	2.92	-
5700MHz	Pass	PK	5.7256G	63.25	68.20	-4.95	4.67	3	Horizontal	0	2.92	-
5700MHz	Pass	PK	11.40216G	62.30	74.00	-11.70	15.16	3	Vertical	347	1.73	-
5700MHz	Pass	AV	11.3988G	48.91	54.00	-5.09	15.16	3	Vertical	347	1.73	-
5700MHz	Pass	AV	11.40144G	51.94	54.00	-2.06	15.16	3	Horizontal	139	1.79	-
5700MHz	Pass	PK	11.40048G	65.33	74.00	-8.67	15.16	3	Horizontal	139	1.79	-
5720MHz Straddle 5.47-5.725GHz	Pass	AV	5.4524G	44.81	54.00	-9.19	4.23	3	Vertical	244	2.58	-
5720MHz Straddle 5.47-5.725GHz	Pass	AV	5.7164G	97.88	Inf	-Inf	4.66	3	Vertical	244	2.58	-
5720MHz Straddle 5.47-5.725GHz	Pass	PK	5.4644G	56.80	68.20	-11.40	4.26	3	Vertical	244	2.58	-
5720MHz Straddle 5.47-5.725GHz	Pass	PK	5.714G	108.03	Inf	-Inf	4.66	3	Vertical	244	2.58	-
5720MHz Straddle 5.47-5.725GHz	Pass	PK	5.9888G	57.51	68.20	-10.69	5.08	3	Vertical	244	2.58	-
5720MHz Straddle 5.47-5.725GHz	Pass	AV	5.4452G	44.71	54.00	-9.29	4.22	3	Horizontal	358	2.80	-
5720MHz Straddle 5.47-5.725GHz	Pass	AV	5.7152G	95.23	Inf	-Inf	4.66	3	Horizontal	358	2.80	-

RSE TX above 1GHz Result

Mode	Result	Type	Freq (Hz)	Level (dBuV/m)	Limit (dBuV/m)	Margin (dB)	Factor (dB)	Dist (m)	Condition	Azimuth (°)	Height (m)	Comments
5720MHz Straddle 5.47-5.725GHz	Pass	PK	5.4656G	56.84	68.20	-11.36	4.26	3	Horizontal	358	2.80	-
5720MHz Straddle 5.47-5.725GHz	Pass	PK	5.7152G	104.67	Inf	-Inf	4.66	3	Horizontal	358	2.80	-
5720MHz Straddle 5.47-5.725GHz	Pass	PK	5.9504G	57.48	68.20	-10.72	5.02	3	Horizontal	358	2.80	-
5720MHz Straddle 5.47-5.725GHz	Pass	AV	11.44138G	49.24	54.00	-4.76	15.11	3	Vertical	342	1.77	-
5720MHz Straddle 5.47-5.725GHz	Pass	PK	11.43652G	63.04	74.00	-10.96	15.12	3	Vertical	342	1.77	-
5720MHz Straddle 5.47-5.725GHz	Pass	AV	11.44162G	51.74	54.00	-2.26	15.11	3	Horizontal	137	1.69	-
5720MHz Straddle 5.47-5.725GHz	Pass	PK	11.43886G	65.01	74.00	-8.99	15.11	3	Horizontal	137	1.69	-
5745MHz	Pass	AV	5.7498G	97.98	Inf	-Inf	4.71	3	Vertical	249	2.56	-
5745MHz	Pass	PK	5.463G	57.68	68.20	-10.52	4.26	3	Vertical	249	2.56	-
5745MHz	Pass	PK	5.7462G	107.86	Inf	-Inf	4.70	3	Vertical	249	2.56	-
5745MHz	Pass	PK	5.943G	57.55	68.20	-10.65	5.02	3	Vertical	249	2.56	-
5745MHz	Pass	AV	5.7474G	95.12	Inf	-Inf	4.71	3	Horizontal	359	2.78	-
5745MHz	Pass	PK	5.559G	57.97	68.20	-10.23	4.40	3	Horizontal	359	2.78	-
5745MHz	Pass	PK	5.7474G	105.20	Inf	-Inf	4.71	3	Horizontal	359	2.78	-
5745MHz	Pass	PK	5.9622G	57.62	68.20	-10.58	5.04	3	Horizontal	359	2.78	-
5745MHz	Pass	AV	11.48868G	50.36	54.00	-3.64	15.05	3	Vertical	345	1.94	-
5745MHz	Pass	PK	11.48886G	64.03	74.00	-9.97	15.05	3	Vertical	345	1.94	-
5745MHz	Pass	AV	11.49048G	51.83	54.00	-2.17	15.05	3	Horizontal	139	1.75	-
5745MHz	Pass	PK	11.49126G	65.13	74.00	-8.87	15.05	3	Horizontal	139	1.75	-
5785MHz	Pass	AV	5.7802G	98.33	Inf	-Inf	4.75	3	Vertical	250	2.53	-
5785MHz	Pass	PK	5.5798G	57.72	68.20	-10.48	4.44	3	Vertical	250	2.53	-
5785MHz	Pass	PK	5.779G	108.77	Inf	-Inf	4.75	3	Vertical	250	2.53	-
5785MHz	Pass	PK	5.9494G	57.85	68.20	-10.35	5.03	3	Vertical	250	2.53	-
5785MHz	Pass	AV	5.7802G	95.92	Inf	-Inf	4.75	3	Horizontal	1	2.99	-
5785MHz	Pass	PK	5.563G	57.74	68.20	-10.46	4.42	3	Horizontal	1	2.99	-
5785MHz	Pass	PK	5.7838G	105.92	Inf	-Inf	4.76	3	Horizontal	1	2.99	-
5785MHz	Pass	PK	5.9638G	58.71	68.20	-9.49	5.05	3	Horizontal	1	2.99	-
5785MHz	Pass	AV	11.56916G	51.65	54.00	-2.35	14.96	3	Vertical	30	2.99	-
5785MHz	Pass	PK	11.56796G	65.46	74.00	-8.54	14.96	3	Vertical	30	2.99	-
5785MHz	Pass	AV	11.5721G	48.83	54.00	-5.17	14.95	3	Horizontal	12	1.72	-
5785MHz	Pass	PK	11.57942G	63.45	74.00	-10.55	14.95	3	Horizontal	12	1.72	-
5825MHz	Pass	AV	5.8202G	98.25	Inf	-Inf	4.82	3	Vertical	244	2.52	-
5825MHz	Pass	PK	5.6078G	57.47	68.20	-10.73	4.48	3	Vertical	244	2.52	-
5825MHz	Pass	PK	5.8262G	108.42	Inf	-Inf	4.83	3	Vertical	244	2.52	-
5825MHz	Pass	PK	5.9738G	58.24	68.20	-9.96	5.06	3	Vertical	244	2.52	-
5825MHz	Pass	AV	5.8202G	95.53	Inf	-Inf	4.82	3	Horizontal	359	2.83	-
5825MHz	Pass	PK	5.5838G	57.64	68.20	-10.56	4.44	3	Horizontal	359	2.83	-
5825MHz	Pass	PK	5.8202G	105.75	Inf	-Inf	4.82	3	Horizontal	359	2.83	-
5825MHz	Pass	PK	5.9882G	57.35	68.20	-10.85	5.08	3	Horizontal	359	2.83	-
5825MHz	Pass	AV	11.6506G	51.87	54.00	-2.13	14.87	3	Vertical	15	1.01	-
5825MHz	Pass	PK	11.65036G	66.36	74.00	-7.64	14.87	3	Vertical	15	1.01	-
5825MHz	Pass	AV	11.64958G	50.59	54.00	-3.41	14.87	3	Horizontal	315	1.78	-
5825MHz	Pass	PK	11.65096G	64.25	74.00	-9.75	14.87	3	Horizontal	315	1.78	-

802.11a_Nss1,(6Mbps)_1TX

5180MHz_TX

19/11/2018

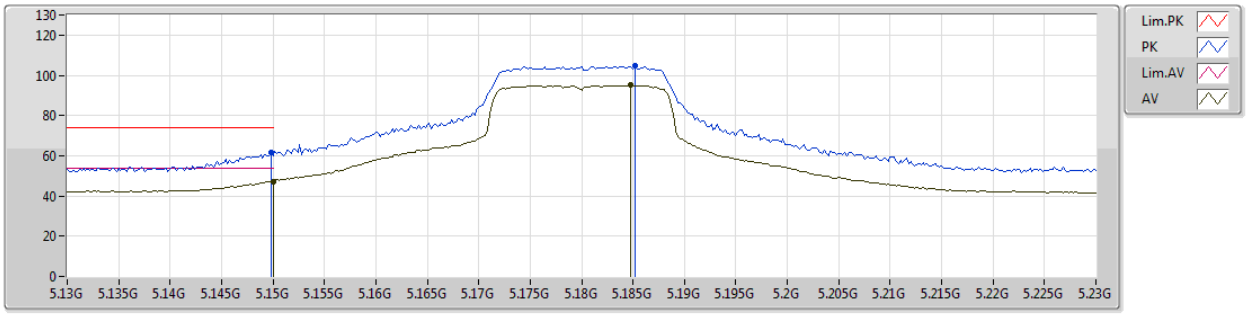

Type	Freq	Level	Limit	Margin	Factor	Dist	Condition	Azimuth	Height	Comments
	(Hz)	(dBuV/m)	(dBuV/m)	(dB)	(dB)	(m)		(°)	(m)	
AV	5.15G	47.07	54.00	-6.93	2.74	3	Vertical	271	2.66	-
AV	5.1848G	94.98	Inf	-Inf	2.78	3	Vertical	271	2.66	-
PK	5.1498G	61.39	74.00	-12.61	2.74	3	Vertical	271	2.66	-
PK	5.1852G	104.63	Inf	-Inf	2.78	3	Vertical	271	2.66	-

802.11a_Nss1,(6Mbps)_1TX

5180MHz_TX

19/11/2018

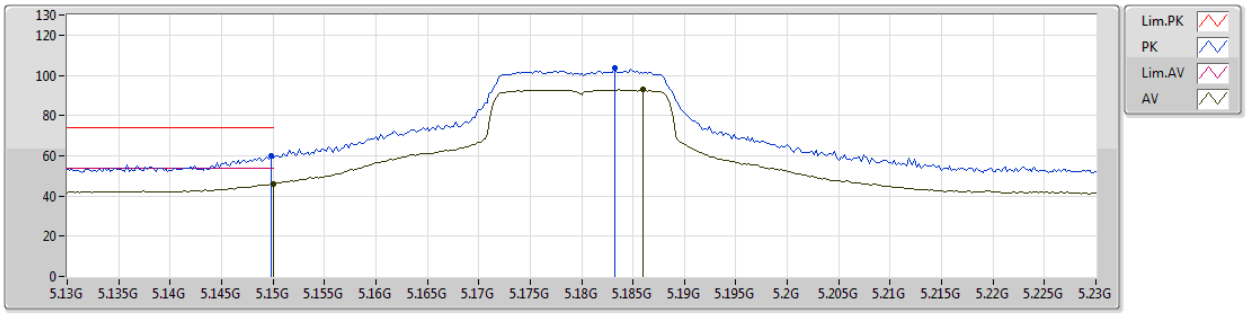

Type	Freq	Level	Limit	Margin	Factor	Dist	Condition	Azimuth	Height	Comments
	(Hz)	(dBuV/m)	(dBuV/m)	(dB)	(dB)	(m)		(°)	(m)	
AV	5.15G	46.08	54.00	-7.92	2.74	3	Horizontal	3	1.61	-
AV	5.186G	92.90	Inf	-Inf	2.78	3	Horizontal	3	1.61	-
PK	5.1498G	60.09	74.00	-13.91	2.74	3	Horizontal	3	1.61	-
PK	5.1832G	103.87	Inf	-Inf	2.78	3	Horizontal	3	1.61	-

802.11a_Nss1,(6Mbps)_1TX

5180MHz_TX

19/11/2018

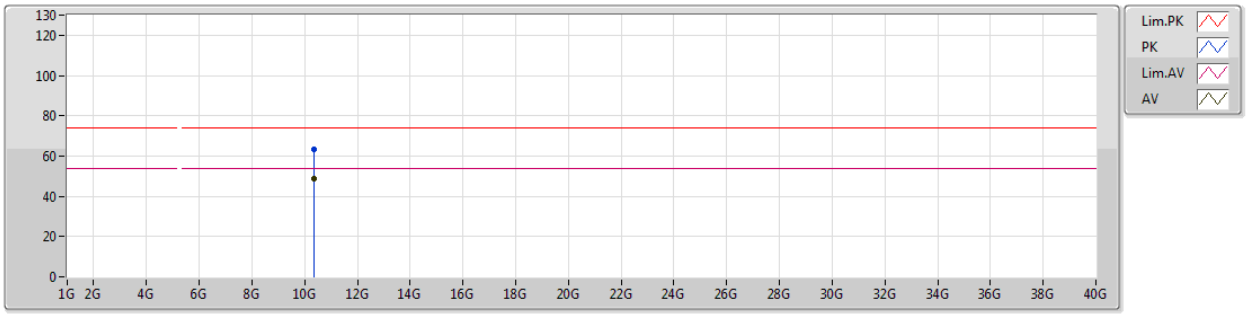

Type	Freq	Level	Limit	Margin	Factor	Dist	Condition	Azimuth	Height	Comments
	(Hz)	(dBuV/m)	(dBuV/m)	(dB)	(dB)	(m)		(°)	(m)	
AV	10.35778G	48.90	54.00	-5.10	12.63	3	Vertical	52	1.81	-
PK	10.36012G	63.26	74.00	-10.74	12.63	3	Vertical	52	1.81	-

802.11a_Nss1,(6Mbps)_1TX

5180MHz_TX

19/11/2018

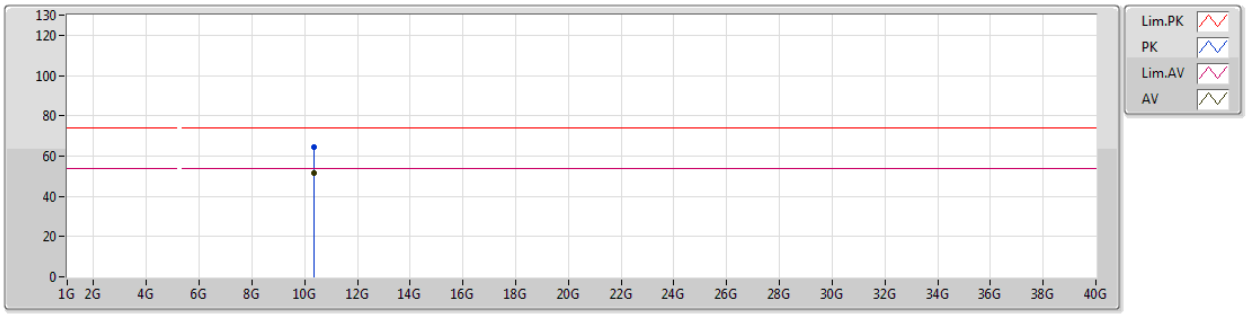

Type	Freq	Level	Limit	Margin	Factor	Dist	Condition	Azimuth	Height	Comments
	(Hz)	(dBuV/m)	(dBuV/m)	(dB)	(dB)	(m)		(°)	(m)	
AV	10.36132G	51.30	54.00	-2.70	12.64	3	Horizontal	305	1.78	-
PK	10.36018G	64.47	74.00	-9.53	12.63	3	Horizontal	305	1.78	-

802.11a_Nss1,(6Mbps)_1TX

5200MHz_TX

19/11/2018

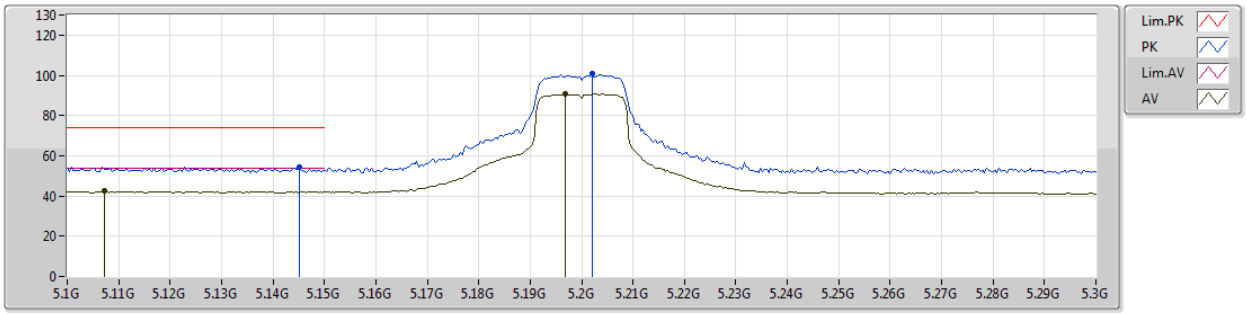

Type	Freq	Level	Limit	Margin	Factor	Dist	Condition	Azimuth	Height	Comments
	(Hz)	(dBuV/m)	(dBuV/m)	(dB)	(dB)	(m)		(°)	(m)	
AV	5.1072G	42.35	54.00	-11.65	2.69	3	Vertical	97	2.13	-
AV	5.1968G	90.73	Inf	-Inf	2.80	3	Vertical	97	2.13	-
PK	5.1452G	54.30	74.00	-19.70	2.74	3	Vertical	97	2.13	-
PK	5.202G	100.86	Inf	-Inf	2.80	3	Vertical	97	2.13	-

802.11a_Nss1,(6Mbps)_1TX

5200MHz_TX

19/11/2018

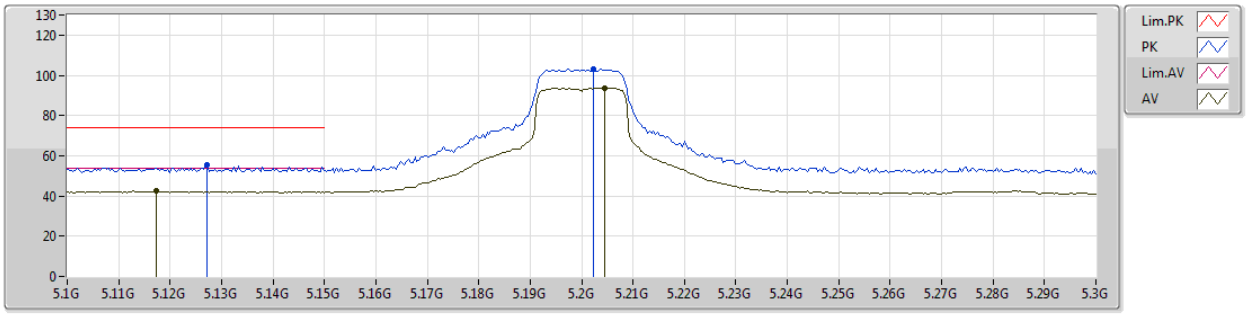

Type	Freq	Level	Limit	Margin	Factor	Dist	Condition	Azimuth	Height	Comments
	(Hz)	(dBuV/m)	(dBuV/m)	(dB)	(dB)	(m)		(°)	(m)	
AV	5.1172G	42.32	54.00	-11.68	2.70	3	Horizontal	1	1.95	-
AV	5.2044G	93.72	Inf	-Inf	2.80	3	Horizontal	1	1.95	-
PK	5.1272G	55.38	74.00	-18.62	2.72	3	Horizontal	1	1.95	-
PK	5.2024G	103.15	Inf	-Inf	2.80	3	Horizontal	1	1.95	-

802.11a_Nss1,(6Mbps)_1TX

5200MHz_TX

19/11/2018

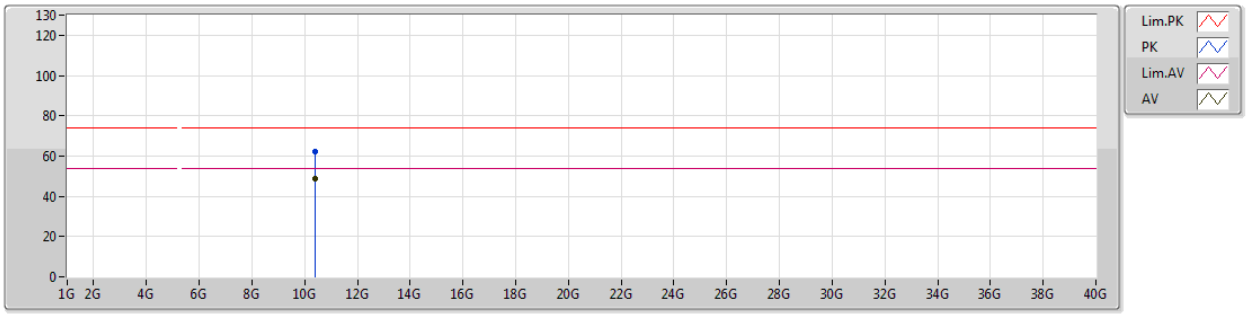

Type	Freq	Level	Limit	Margin	Factor	Dist	Condition	Azimuth	Height	Comments
	(Hz)	(dBuV/m)	(dBuV/m)	(dB)	(dB)	(m)		(°)	(m)	
AV	10.39868G	48.62	54.00	-5.38	12.73	3	Vertical	55	1.81	-
PK	10.39856G	62.23	74.00	-11.77	12.73	3	Vertical	55	1.81	-

802.11a_Nss1,(6Mbps)_1TX

5200MHz_TX

19/11/2018

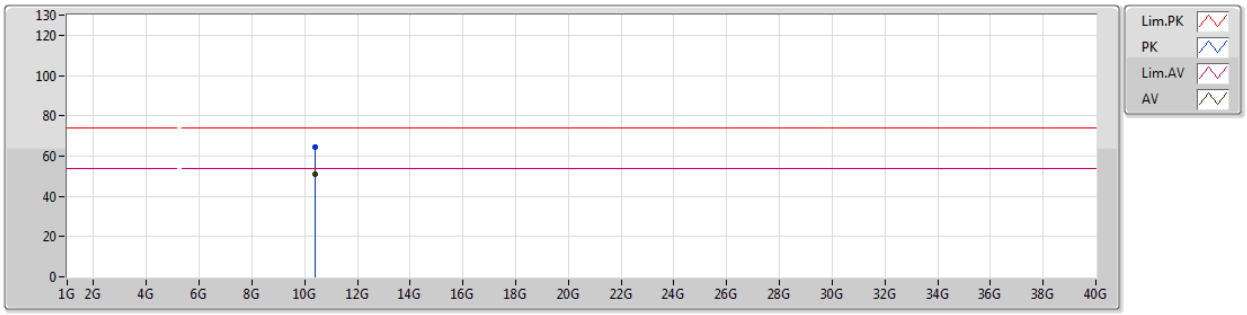

Type	Freq	Level	Limit	Margin	Factor	Dist	Condition	Azimuth	Height	Comments
	(Hz)	(dBuV/m)	(dBuV/m)	(dB)	(dB)	(m)		(°)	(m)	
AV	10.4G	51.19	54.00	-2.81	12.73	3	Horizontal	308	1.66	-
PK	10.40006G	64.21	74.00	-9.79	12.73	3	Horizontal	308	1.66	-

802.11a_Nss1,(6Mbps)_1TX

5240MHz_TX

19/11/2018

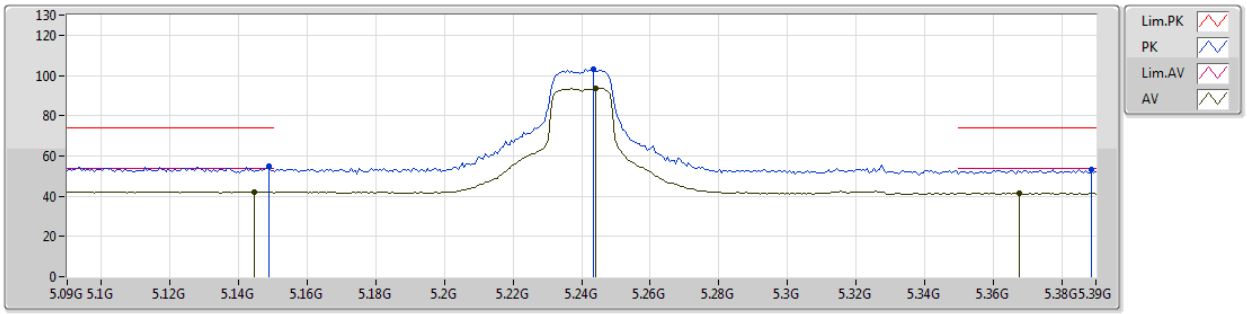

Type	Freq	Level	Limit	Margin	Factor	Dist	Condition	Azimuth	Height	Comments
	(Hz)	(dBuV/m)	(dBuV/m)	(dB)	(dB)	(m)		(°)	(m)	
AV	5.1446G	42.18	54.00	-11.82	2.74	3	Vertical	288	2.74	-
AV	5.2442G	93.55	Inf	-Inf	2.85	3	Vertical	288	2.74	-
AV	5.3678G	41.58	54.00	-12.42	2.99	3	Vertical	288	2.74	-
PK	5.1488G	54.78	74.00	-19.22	2.74	3	Vertical	288	2.74	-
PK	5.2436G	102.98	Inf	-Inf	2.85	3	Vertical	288	2.74	-
PK	5.3888G	53.41	74.00	-20.59	3.01	3	Vertical	288	2.74	-

802.11a_Nss1,(6Mbps)_1TX

5240MHz_TX

19/11/2018

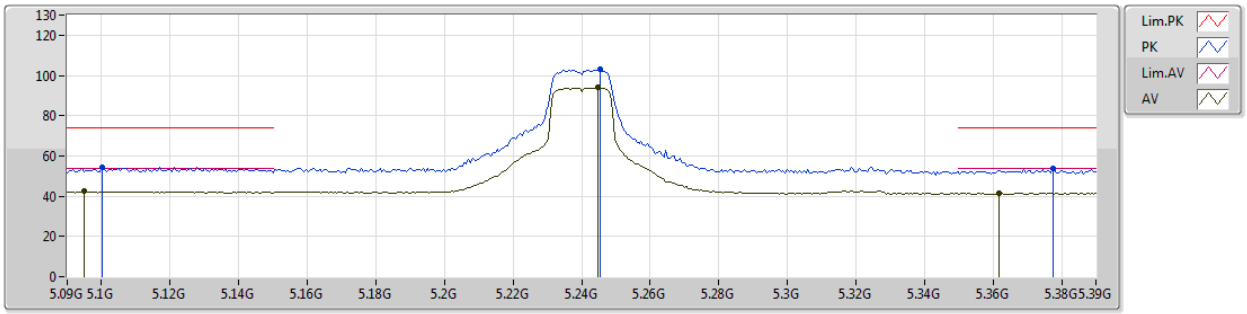

Type	Freq	Level	Limit	Margin	Factor	Dist	Condition	Azimuth	Height	Comments
	(Hz)	(dBuV/m)	(dBuV/m)	(dB)	(dB)	(m)		(°)	(m)	
AV	5.0948G	42.35	54.00	-11.65	2.68	3	Horizontal	359	1.85	-
AV	5.2448G	94.01	Inf	-Inf	2.85	3	Horizontal	359	1.85	-
AV	5.3618G	41.51	54.00	-12.49	2.98	3	Horizontal	359	1.85	-
PK	5.1002G	54.63	74.00	-19.37	2.68	3	Horizontal	359	1.85	-
PK	5.2454G	102.89	Inf	-Inf	2.85	3	Horizontal	359	1.85	-
PK	5.3774G	53.92	74.00	-20.08	3.00	3	Horizontal	359	1.85	-

802.11a_Nss1,(6Mbps)_1TX

5240MHz_TX

19/11/2018

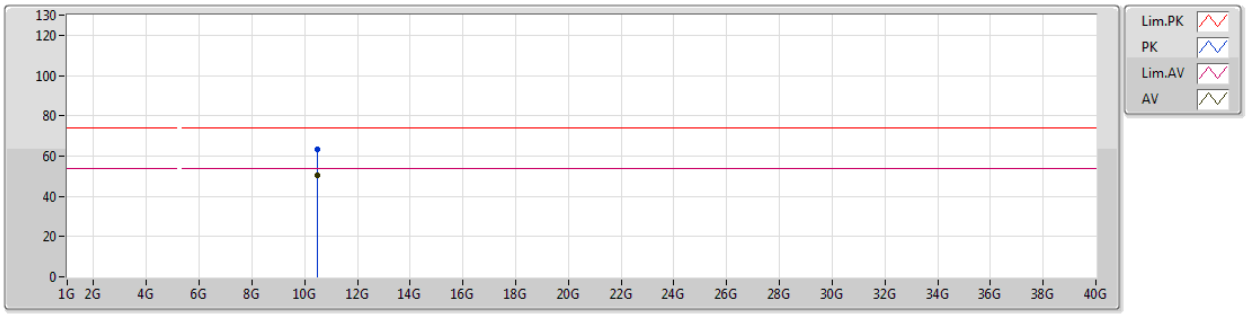

Type	Freq	Level	Limit	Margin	Factor	Dist	Condition	Azimuth	Height	Comments
	(Hz)	(dBuV/m)	(dBuV/m)	(dB)	(dB)	(m)		(°)	(m)	
AV	10.47946G	50.25	54.00	-3.75	12.90	3	Vertical	359	1.87	-
PK	10.48054G	63.20	74.00	-10.80	12.90	3	Vertical	359	1.87	-

802.11a_Nss1,(6Mbps)_1TX

5240MHz_TX

19/11/2018

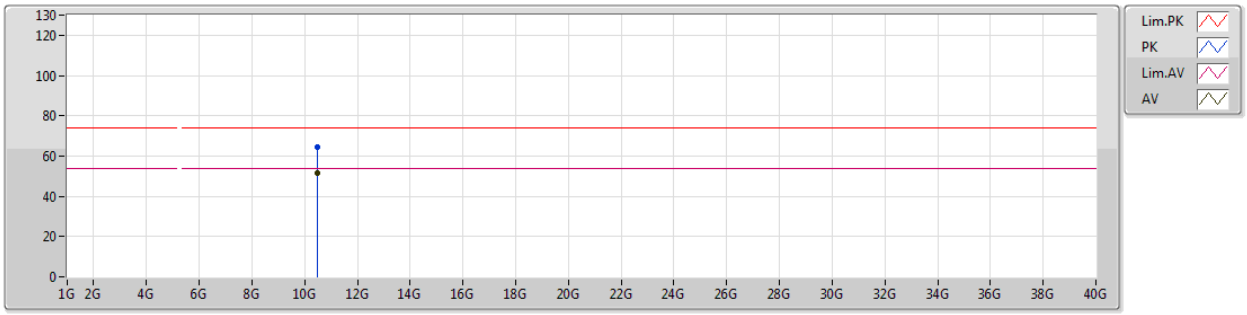

Type	Freq	Level	Limit	Margin	Factor	Dist	Condition	Azimuth	Height	Comments
	(Hz)	(dBuV/m)	(dBuV/m)	(dB)	(dB)	(m)		(°)	(m)	
AV	10.47928G	51.53	54.00	-2.47	12.90	3	Horizontal	305	1.86	-
PK	10.4785G	64.38	74.00	-9.62	12.90	3	Horizontal	305	1.86	-

802.11a_Nss1,(6Mbps)_1TX

5260MHz_TX

19/11/2018

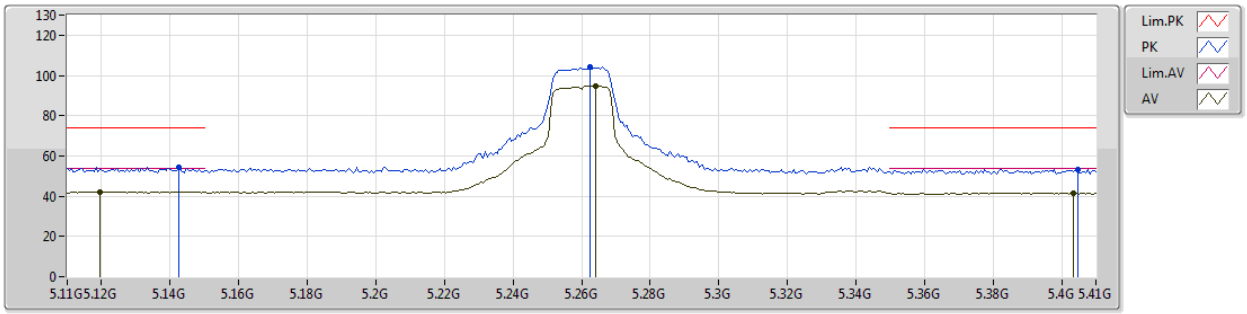

Type	Freq	Level	Limit	Margin	Factor	Dist	Condition	Azimuth	Height	Comments
	(Hz)	(dBuV/m)	(dBuV/m)	(dB)	(dB)	(m)		(°)	(m)	
AV	5.1196G	42.16	54.00	-11.84	2.70	3	Vertical	271	2.71	-
AV	5.2642G	94.90	Inf	-Inf	2.87	3	Vertical	271	2.71	-
AV	5.4034G	41.71	54.00	-12.29	3.03	3	Vertical	271	2.71	-
PK	5.1424G	54.63	74.00	-19.37	2.74	3	Vertical	271	2.71	-
PK	5.2624G	104.06	Inf	-Inf	2.87	3	Vertical	271	2.71	-
PK	5.4046G	53.47	74.00	-20.53	3.03	3	Vertical	271	2.71	-

802.11a_Nss1,(6Mbps)_1TX

5260MHz_TX

19/11/2018

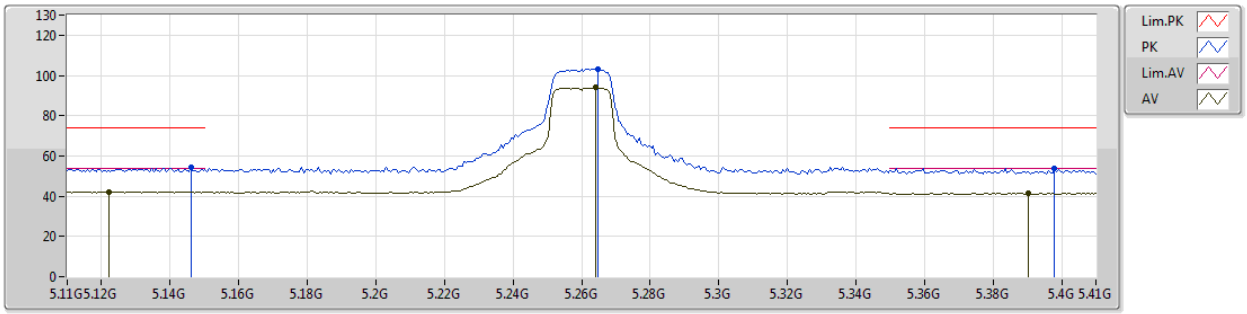

Type	Freq	Level	Limit	Margin	Factor	Dist	Condition	Azimuth	Height	Comments
	(Hz)	(dBuV/m)	(dBuV/m)	(dB)	(dB)	(m)		(°)	(m)	
AV	5.122G	42.29	54.00	-11.71	2.71	3	Horizontal	358	1.96	-
AV	5.2642G	94.06	Inf	-Inf	2.87	3	Horizontal	358	1.96	-
AV	5.3902G	41.71	54.00	-12.29	3.01	3	Horizontal	358	1.96	-
PK	5.146G	54.44	74.00	-19.56	2.74	3	Horizontal	358	1.96	-
PK	5.2648G	103.24	Inf	-Inf	2.88	3	Horizontal	358	1.96	-
PK	5.398G	53.89	74.00	-20.11	3.03	3	Horizontal	358	1.96	-

802.11a_Nss1,(6Mbps)_1TX

5260MHz_TX

19/11/2018

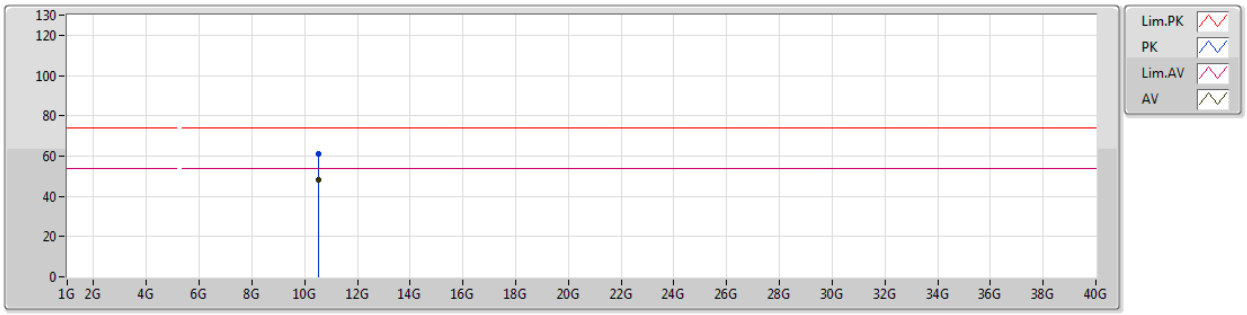

Type	Freq	Level	Limit	Margin	Factor	Dist	Condition	Azimuth	Height	Comments
	(Hz)	(dBuV/m)	(dBuV/m)	(dB)	(dB)	(m)		(°)	(m)	
AV	10.5194G	48.31	54.00	-5.69	12.98	3	Vertical	52	1.00	-
PK	10.52216G	61.23	74.00	-12.77	12.98	3	Vertical	52	1.00	-

802.11a_Nss1,(6Mbps)_1TX

5260MHz_TX

19/11/2018

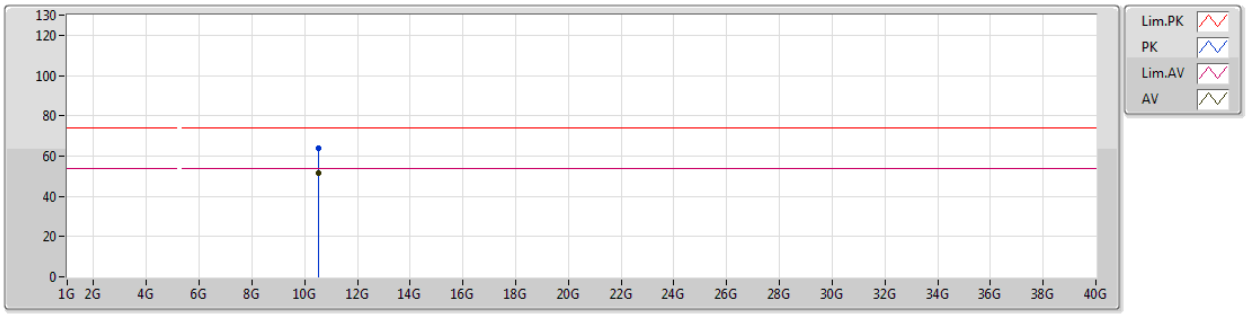

Type	Freq	Level	Limit	Margin	Factor	Dist	Condition	Azimuth	Height	Comments
	(Hz)	(dBuV/m)	(dBuV/m)	(dB)	(dB)	(m)		(°)	(m)	
AV	10.52054G	51.28	54.00	-2.72	12.98	3	Horizontal	307	1.71	-
PK	10.51826G	63.99	74.00	-10.01	12.98	3	Horizontal	307	1.71	-

802.11a_Nss1,(6Mbps)_1TX

5300MHz_TX

19/11/2018

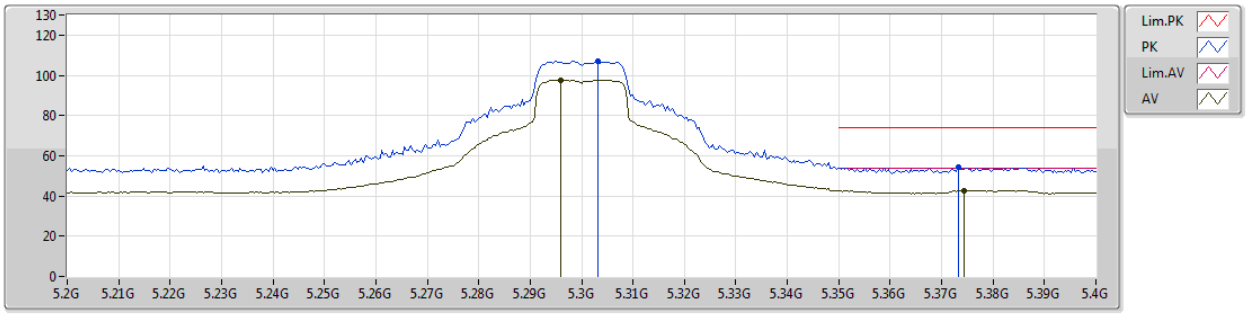

Type	Freq	Level	Limit	Margin	Factor	Dist	Condition	Azimuth	Height	Comments
	(Hz)	(dBuV/m)	(dBuV/m)	(dB)	(dB)	(m)		(°)	(m)	
AV	5.296G	97.46	Inf	-Inf	2.91	3	Vertical	282	2.83	-
AV	5.3744G	42.80	54.00	-11.20	2.99	3	Vertical	282	2.83	-
PK	5.3032G	107.08	Inf	-Inf	2.91	3	Vertical	282	2.83	-
PK	5.3732G	54.12	74.00	-19.88	2.99	3	Vertical	282	2.83	-

802.11a_Nss1,(6Mbps)_1TX

5300MHz_TX

19/11/2018

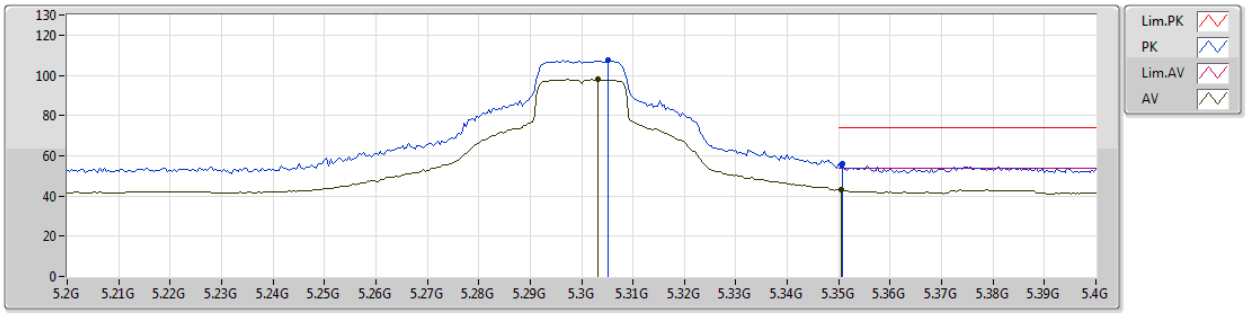

Type	Freq	Level	Limit	Margin	Factor	Dist	Condition	Azimuth	Height	Comments
	(Hz)	(dBuV/m)	(dBuV/m)	(dB)	(dB)	(m)		(°)	(m)	
AV	5.3032G	97.95	Inf	-Inf	2.91	3	Horizontal	356	1.82	-
AV	5.3504G	42.97	54.00	-11.03	2.97	3	Horizontal	356	1.82	-
PK	5.3052G	107.48	Inf	-Inf	2.91	3	Horizontal	356	1.82	-
PK	5.3508G	56.27	74.00	-17.73	2.97	3	Horizontal	356	1.82	-

802.11a_Nss1,(6Mbps)_1TX

5300MHz_TX

19/11/2018

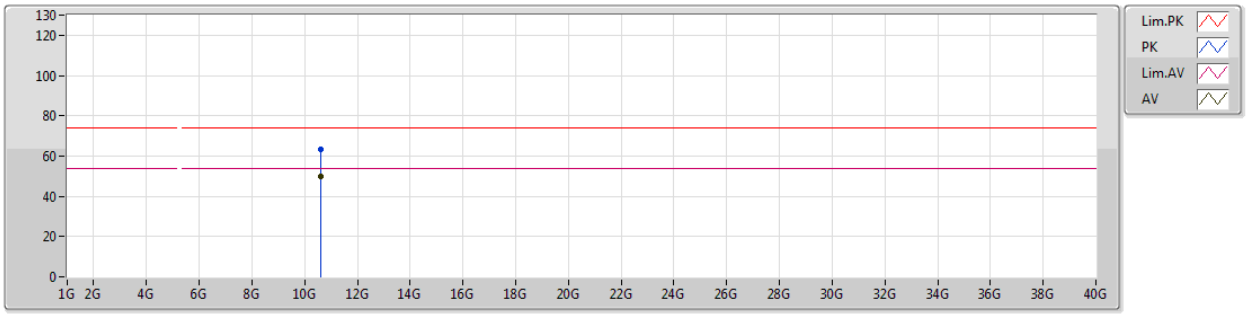

Type	Freq	Level	Limit	Margin	Factor	Dist	Condition	Azimuth	Height	Comments
	(Hz)	(dBuV/m)	(dBuV/m)	(dB)	(dB)	(m)		(°)	(m)	
AV	10.60114G	50.11	54.00	-3.89	13.15	3	Vertical	46	1.83	-
PK	10.60366G	63.17	74.00	-10.83	13.17	3	Vertical	46	1.83	-

802.11a_Nss1,(6Mbps)_1TX

5300MHz_TX

19/11/2018

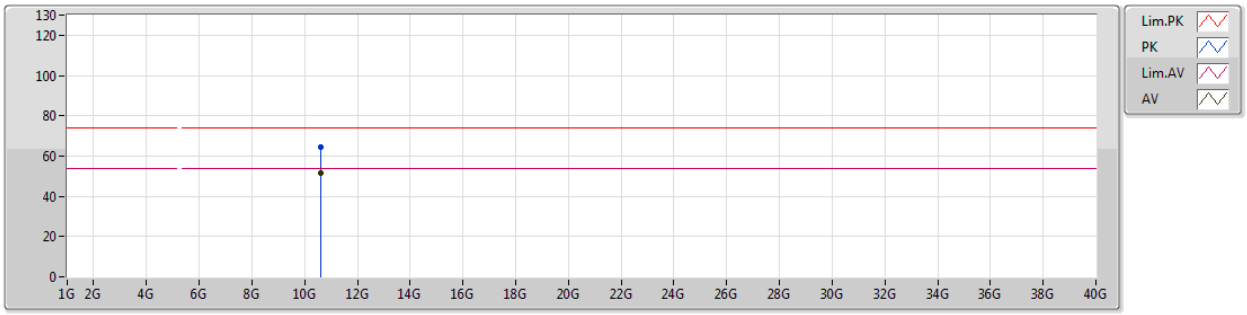

Type	Freq	Level	Limit	Margin	Factor	Dist	Condition	Azimuth	Height	Comments
	(Hz)	(dBuV/m)	(dBuV/m)	(dB)	(dB)	(m)		(°)	(m)	
AV	10.60054G	51.71	54.00	-2.29	13.15	3	Horizontal	295	1.50	-
PK	10.5988G	64.20	74.00	-9.80	13.15	3	Horizontal	295	1.50	-

802.11a_Nss1,(6Mbps)_1TX

5320MHz_TX

19/11/2018

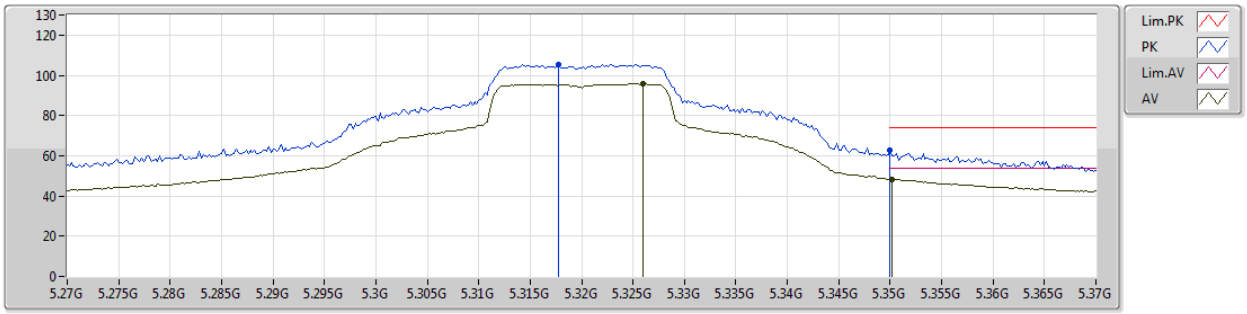

Type	Freq	Level	Limit	Margin	Factor	Dist	Condition	Azimuth	Height	Comments
	(Hz)	(dBuV/m)	(dBuV/m)	(dB)	(dB)	(m)		(°)	(m)	
AV	5.326G	95.93	Inf	-Inf	2.95	3	Vertical	284	1.76	-
AV	5.3502G	48.40	54.00	-5.60	2.97	3	Vertical	284	1.76	-
PK	5.3178G	105.48	Inf	-Inf	2.93	3	Vertical	284	1.76	-
PK	5.35G	62.54	74.00	-11.46	2.97	3	Vertical	284	1.76	-

802.11a_Nss1,(6Mbps)_1TX

5320MHz_TX

19/11/2018

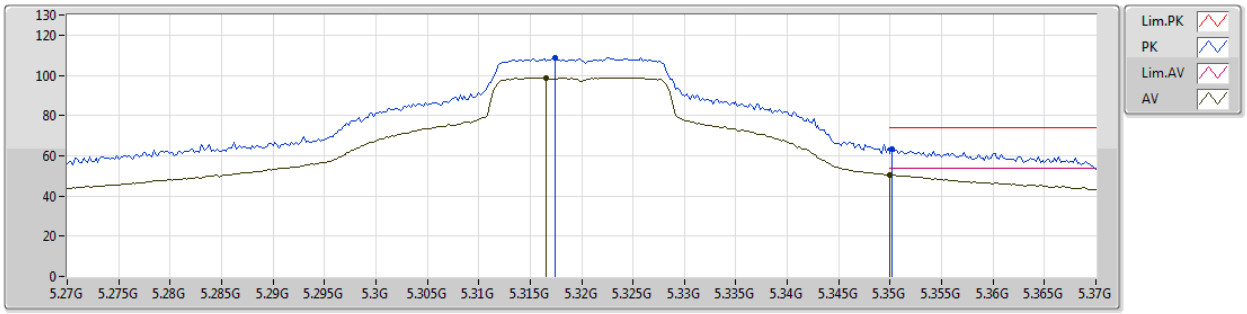

Type	Freq	Level	Limit	Margin	Factor	Dist	Condition	Azimuth	Height	Comments
	(Hz)	(dBuV/m)	(dBuV/m)	(dB)	(dB)	(m)		(°)	(m)	
AV	5.3166G	98.81	Inf	-Inf	2.93	3	Horizontal	351	1.78	-
AV	5.35G	50.24	54.00	-3.76	2.97	3	Horizontal	351	1.78	-
PK	5.3174G	108.60	Inf	-Inf	2.93	3	Horizontal	351	1.78	-
PK	5.3502G	63.42	74.00	-10.58	2.97	3	Horizontal	351	1.78	-

802.11a_Nss1,(6Mbps)_1TX

5320MHz_TX

19/11/2018

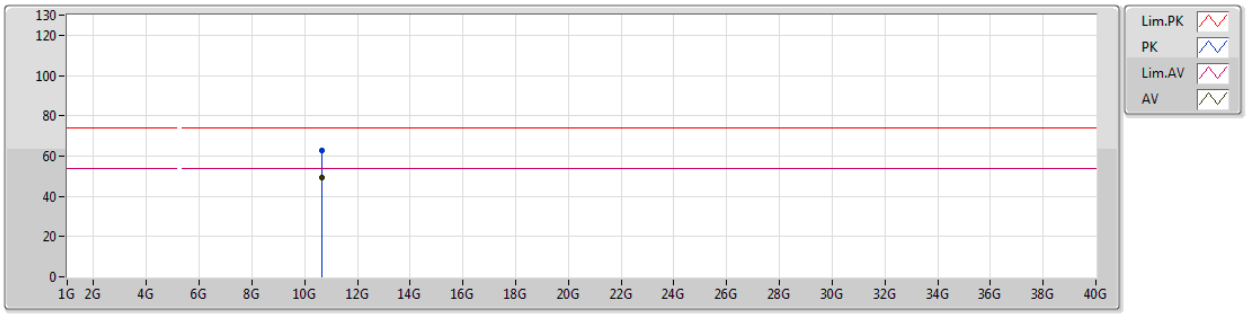

Type	Freq	Level	Limit	Margin	Factor	Dist	Condition	Azimuth	Height	Comments
	(Hz)	(dBuV/m)	(dBuV/m)	(dB)	(dB)	(m)		(°)	(m)	
AV	10.6409G	49.57	54.00	-4.43	13.25	3	Vertical	31	1.79	-
PK	10.63838G	62.84	74.00	-11.16	13.24	3	Vertical	31	1.79	-

802.11a_Nss1,(6Mbps)_1TX

5320MHz_TX

19/11/2018

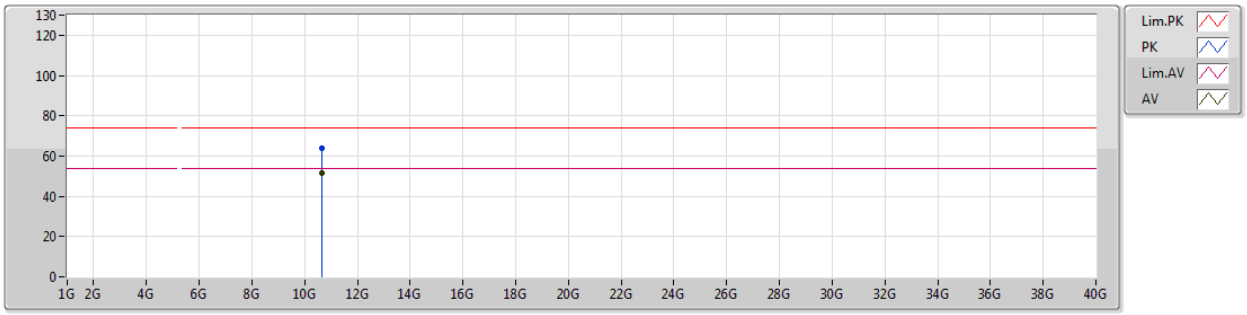

Type	Freq	Level	Limit	Margin	Factor	Dist	Condition	Azimuth	Height	Comments
	(Hz)	(dBuV/m)	(dBuV/m)	(dB)	(dB)	(m)		(°)	(m)	
AV	10.64084G	51.52	54.00	-2.48	13.25	3	Horizontal	301	1.68	-
PK	10.64054G	63.75	74.00	-10.25	13.25	3	Horizontal	301	1.68	-

802.11a_Nss1,(6Mbps)_1TX

5500MHz_TX

19/11/2018

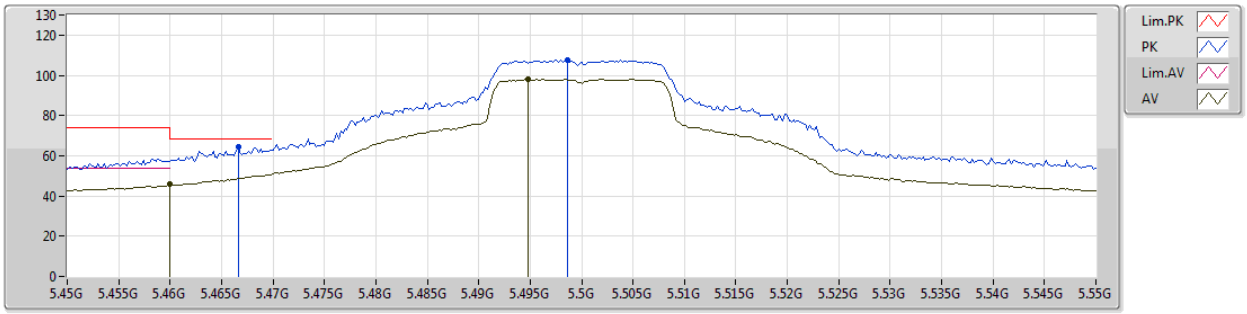

Type	Freq	Level	Limit	Margin	Factor	Dist	Condition	Azimuth	Height	Comments
	(Hz)	(dBuV/m)	(dBuV/m)	(dB)	(dB)	(m)		(°)	(m)	
AV	5.46G	45.80	54.00	-8.20	3.10	3	Vertical	263	2.64	-
AV	5.4948G	98.05	Inf	-Inf	3.14	3	Vertical	263	2.64	-
PK	5.4666G	64.37	68.20	-3.83	3.11	3	Vertical	263	2.64	-
PK	5.4986G	107.67	Inf	-Inf	3.14	3	Vertical	263	2.64	-

802.11a_Nss1,(6Mbps)_1TX

5500MHz_TX

19/11/2018

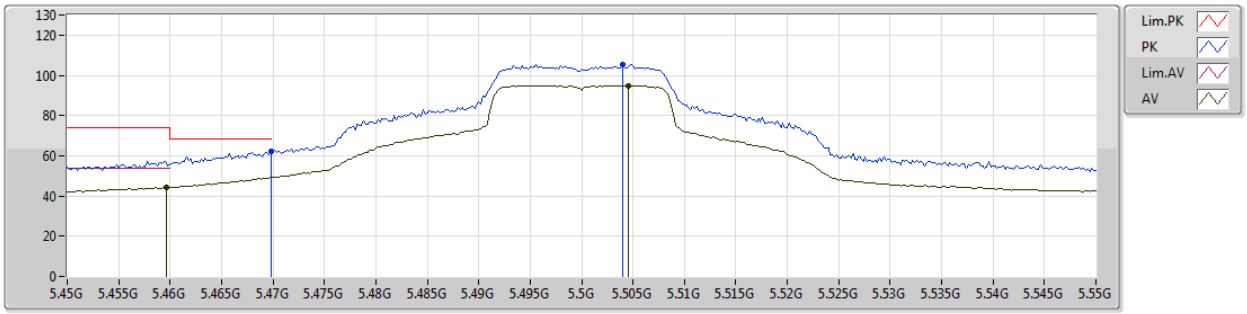

Type	Freq	Level	Limit	Margin	Factor	Dist	Condition	Azimuth	Height	Comments
	(Hz)	(dBuV/m)	(dBuV/m)	(dB)	(dB)	(m)		(°)	(m)	
AV	5.4596G	44.29	54.00	-9.71	3.10	3	Horizontal	351	1.72	-
AV	5.5046G	94.90	Inf	-Inf	3.15	3	Horizontal	351	1.72	-
PK	5.4698G	62.09	68.20	-6.11	3.11	3	Horizontal	351	1.72	-
PK	5.504G	105.32	Inf	-Inf	3.15	3	Horizontal	351	1.72	-

802.11a_Nss1,(6Mbps)_1TX

5500MHz_TX

19/11/2018

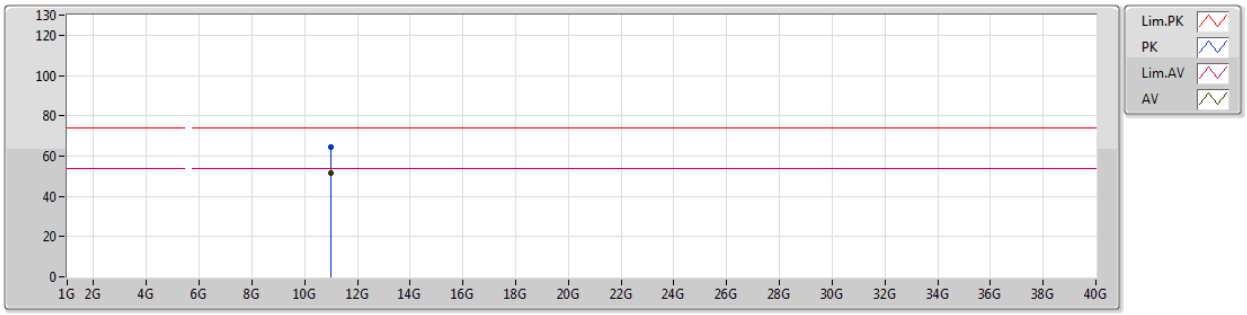

Type	Freq	Level	Limit	Margin	Factor	Dist	Condition	Azimuth	Height	Comments
	(Hz)	(dBuV/m)	(dBuV/m)	(dB)	(dB)	(m)		(°)	(m)	
AV	10.9994G	51.34	54.00	-2.66	14.03	3	Vertical	258	1.71	-
PK	11.00024G	64.59	74.00	-9.41	14.03	3	Vertical	258	1.71	-

802.11a_Nss1,(6Mbps)_1TX

5500MHz_TX

19/11/2018

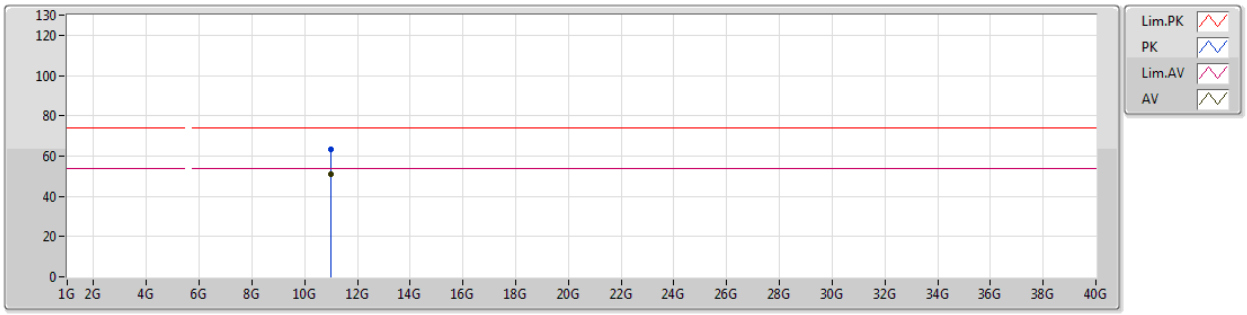

Type	Freq	Level	Limit	Margin	Factor	Dist	Condition	Azimuth	Height	Comments
	(Hz)	(dBuV/m)	(dBuV/m)	(dB)	(dB)	(m)		(°)	(m)	
AV	10.99952G	50.73	54.00	-3.27	14.03	3	Horizontal	330	1.59	-
PK	11.00558G	63.45	74.00	-10.55	14.02	3	Horizontal	330	1.59	-

802.11a_Nss1,(6Mbps)_1TX

5580MHz_TX

19/11/2018

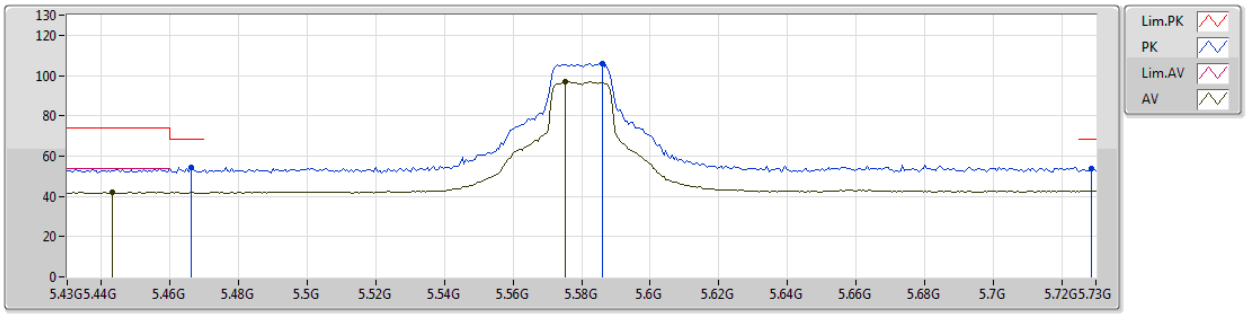

Type	Freq	Level	Limit	Margin	Factor	Dist	Condition	Azimuth	Height	Comments
	(Hz)	(dBuV/m)	(dBuV/m)	(dB)	(dB)	(m)		(°)	(m)	
AV	5.4432G	42.08	54.00	-11.92	3.08	3	Vertical	261	2.59	-
AV	5.5752G	96.97	Inf	-Inf	3.29	3	Vertical	261	2.59	-
PK	5.466G	54.25	68.20	-13.95	3.11	3	Vertical	261	2.59	-
PK	5.586G	106.03	Inf	-Inf	3.31	3	Vertical	261	2.59	-
PK	5.7288G	53.98	74.00	-20.02	3.59	3	Vertical	261	2.59	-

802.11a_Nss1,(6Mbps)_1TX

5580MHz_TX

19/11/2018

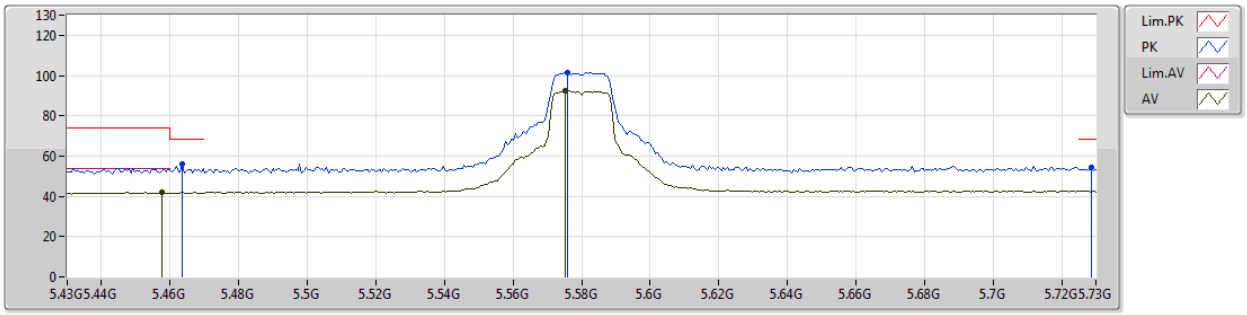

Type	Freq	Level	Limit	Margin	Factor	Dist	Condition	Azimuth	Height	Comments
	(Hz)	(dBuV/m)	(dBuV/m)	(dB)	(dB)	(m)		(°)	(m)	
AV	5.4576G	41.82	54.00	-12.18	3.09	3	Horizontal	358	1.48	-
AV	5.5752G	92.42	Inf	-Inf	3.29	3	Horizontal	358	1.48	-
PK	5.4636G	55.91	68.20	-12.29	3.10	3	Horizontal	358	1.48	-
PK	5.5758G	101.52	Inf	-Inf	3.29	3	Horizontal	358	1.48	-
PK	5.7288G	54.42	68.20	-13.78	3.59	3	Horizontal	358	1.48	-

802.11a_Nss1,(6Mbps)_1TX

5580MHz_TX

19/11/2018

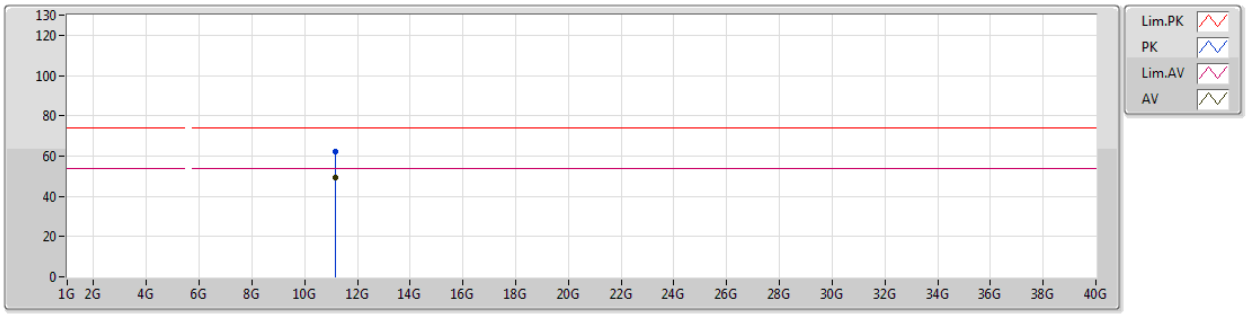

Type	Freq	Level	Limit	Margin	Factor	Dist	Condition	Azimuth	Height	Comments
	(Hz)	(dBuV/m)	(dBuV/m)	(dB)	(dB)	(m)		(°)	(m)	
AV	11.1597G	49.33	54.00	-4.67	13.89	3	Vertical	326	1.86	-
PK	11.15628G	62.09	74.00	-11.91	13.89	3	Vertical	326	1.86	-

802.11a_Nss1,(6Mbps)_1TX

5580MHz_TX

19/11/2018

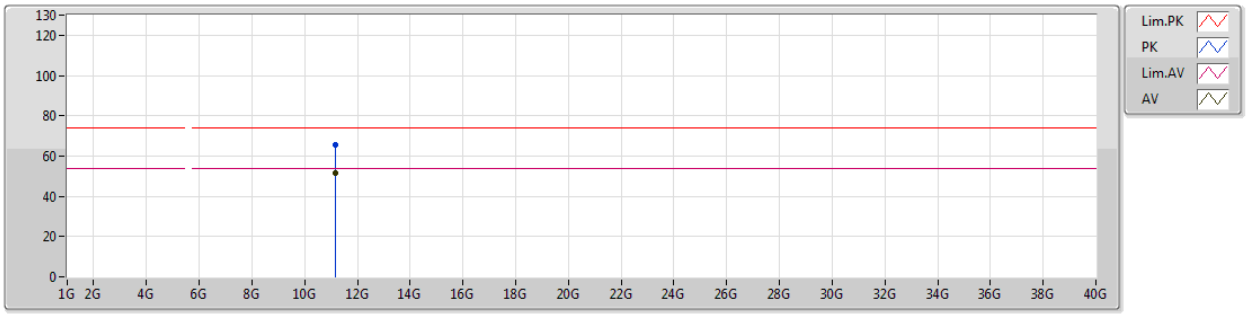

Type	Freq	Level	Limit	Margin	Factor	Dist	Condition	Azimuth	Height	Comments
	(Hz)	(dBuV/m)	(dBuV/m)	(dB)	(dB)	(m)		(°)	(m)	
AV	11.15934G	51.29	54.00	-2.71	13.89	3	Horizontal	119	1.72	-
PK	11.16012G	65.36	74.00	-8.64	13.89	3	Horizontal	119	1.72	-

802.11a_Nss1,(6Mbps)_1TX

5700MHz_TX

19/11/2018

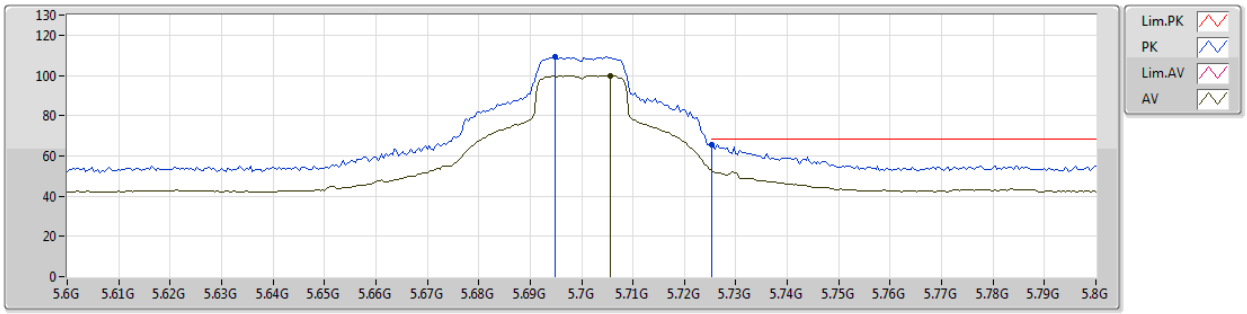

Type	Freq	Level	Limit	Margin	Factor	Dist	Condition	Azimuth	Height	Comments
	(Hz)	(dBuV/m)	(dBuV/m)	(dB)	(dB)	(m)		(°)	(m)	
AV	5.7056G	99.80	Inf	-Inf	3.55	3	Vertical	260	2.48	-
PK	5.6948G	109.53	Inf	-Inf	3.53	3	Vertical	260	2.48	-
PK	5.7252G	65.57	68.20	-2.63	3.59	3	Vertical	260	2.48	-

802.11a_Nss1,(6Mbps)_1TX

5700MHz_TX

19/11/2018

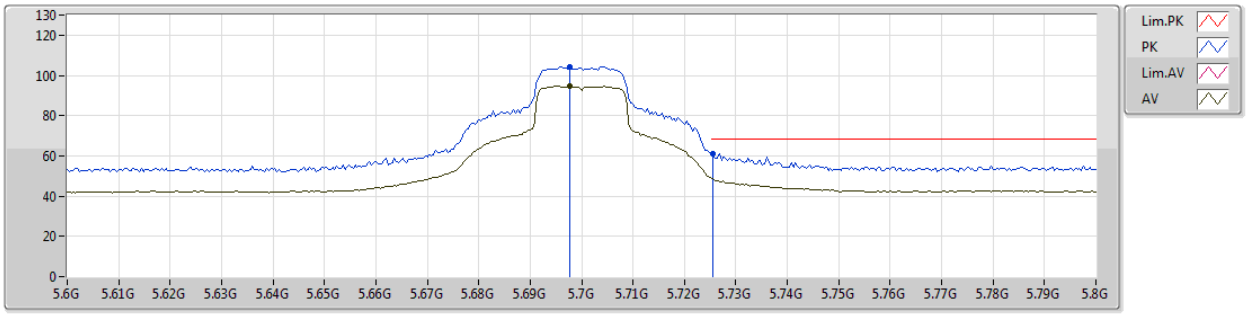

Type	Freq	Level	Limit	Margin	Factor	Dist	Condition	Azimuth	Height	Comments
	(Hz)	(dBuV/m)	(dBuV/m)	(dB)	(dB)	(m)		(°)	(m)	
AV	5.6976G	94.65	Inf	-Inf	3.54	3	Horizontal	355	1.52	-
PK	5.6976G	104.14	Inf	-Inf	3.54	3	Horizontal	355	1.52	-
PK	5.7256G	61.14	68.20	-7.06	3.59	3	Horizontal	355	1.52	-

802.11a_Nss1,(6Mbps)_1TX

5700MHz_TX

19/11/2018

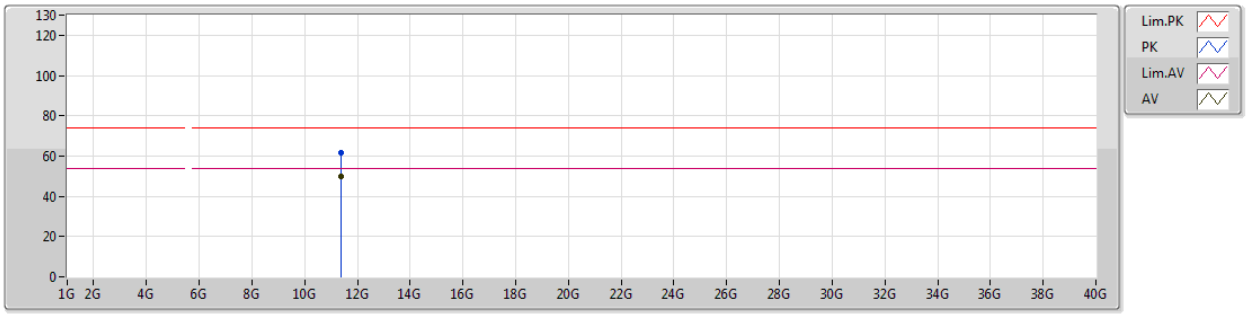

Type	Freq	Level	Limit	Margin	Factor	Dist	Condition	Azimuth	Height	Comments
	(Hz)	(dBuV/m)	(dBuV/m)	(dB)	(dB)	(m)		(°)	(m)	
AV	11.39922G	49.81	54.00	-4.19	13.66	3	Vertical	16	1.74	-
PK	11.39814G	61.63	74.00	-12.37	13.66	3	Vertical	16	1.74	-

802.11a_Nss1,(6Mbps)_1TX

5700MHz_TX

19/11/2018

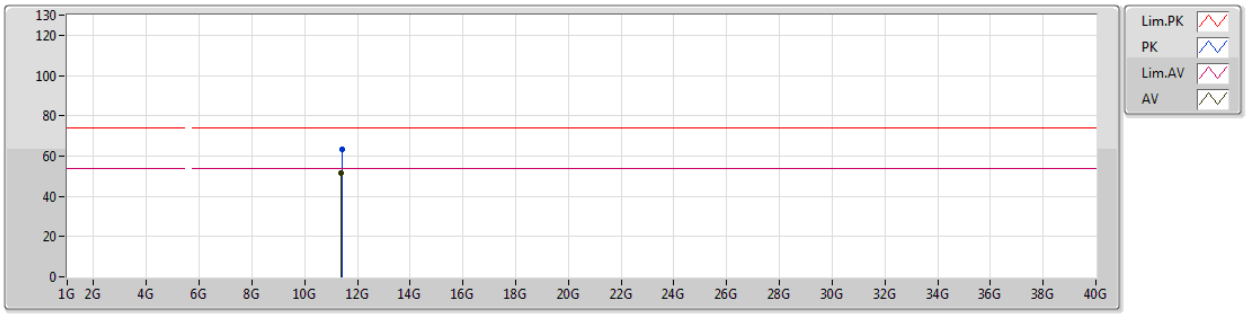

Type	Freq	Level	Limit	Margin	Factor	Dist	Condition	Azimuth	Height	Comments
	(Hz)	(dBuV/m)	(dBuV/m)	(dB)	(dB)	(m)		(°)	(m)	
AV	11.39988G	51.37	54.00	-2.63	13.66	3	Horizontal	123	1.72	-
PK	11.40258G	63.51	74.00	-10.49	13.66	3	Horizontal	123	1.72	-

802.11a_Nss1,(6Mbps)_1TX

5720MHz Straddle 5.47-5.725GHz_TX

19/11/2018

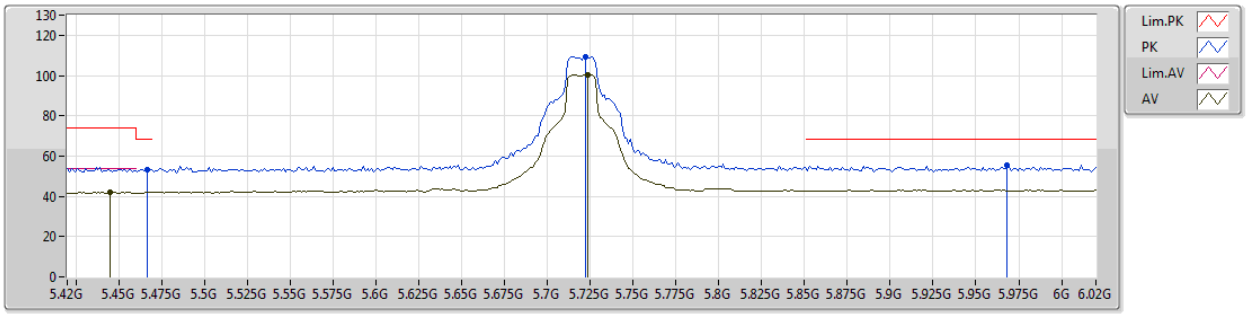

Type	Freq	Level	Limit	Margin	Factor	Dist	Condition	Azimuth	Height	Comments
	(Hz)	(dBuV/m)	(dBuV/m)	(dB)	(dB)	(m)		(°)	(m)	
AV	5.4452G	42.10	54.00	-11.90	3.08	3	Vertical	260	2.58	-
AV	5.7236G	100.34	Inf	-Inf	3.59	3	Vertical	260	2.58	-
PK	5.7224G	109.39	Inf	-Inf	3.59	3	Vertical	260	2.58	-
PK	5.9684G	55.53	68.20	-12.67	4.07	3	Vertical	260	2.58	-
PK	5.4668G	53.40	68.20	-14.80	3.11	3	Vertical	260	2.58	-

802.11a_Nss1,(6Mbps)_1TX

19/11/2018

5720MHz Straddle 5.47-5.725GHz_TX

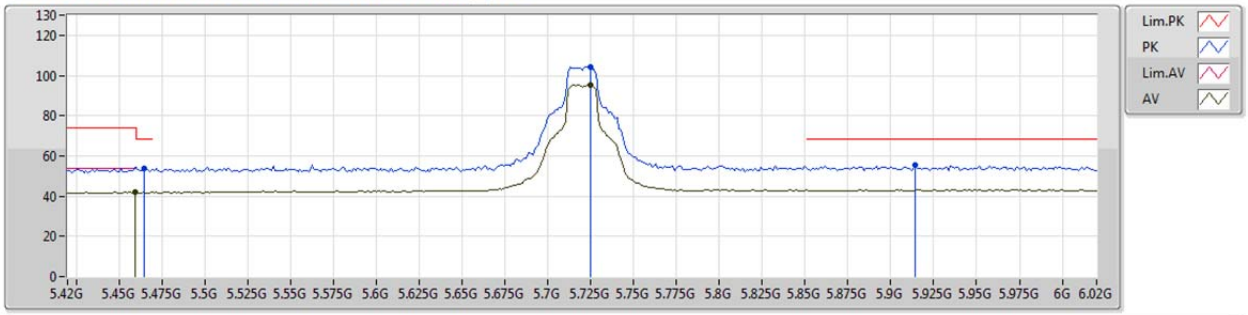

Type	Freq	Level	Limit	Margin	Factor	Dist	Condition	Azimuth	Height	Comments
	(Hz)	(dBuV/m)	(dBuV/m)	(dB)	(dB)	(m)		(°)	(m)	
AV	5.4596G	41.85	54.00	-12.15	3.10	3	Horizontal	355	1.60	-
AV	5.7248G	95.08	Inf	-Inf	3.59	3	Horizontal	355	1.60	-
PK	5.4644G	53.66	68.20	-14.54	3.11	3	Horizontal	355	1.60	-
PK	5.7248G	104.30	Inf	-Inf	3.59	3	Horizontal	355	1.60	-
PK	5.9144G	55.56	68.20	-12.64	3.96	3	Horizontal	355	1.60	-

802.11a_Nss1,(6Mbps)_1TX

5720MHz Straddle 5.47-5.725GHz_TX

19/11/2018

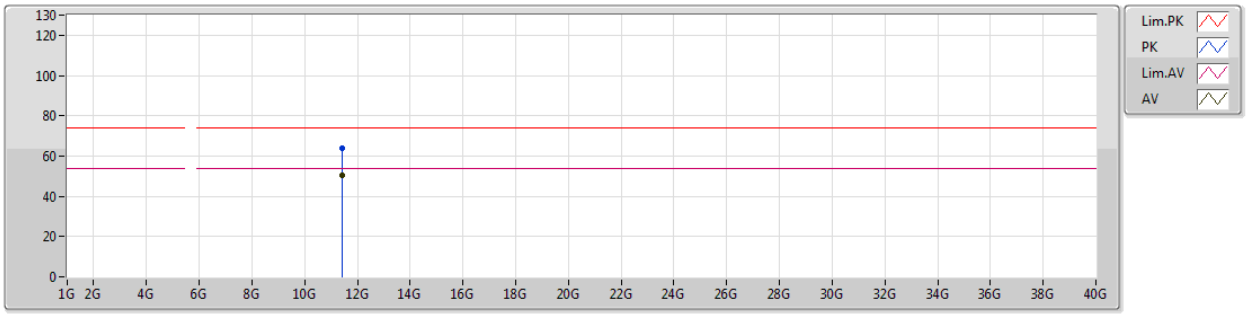

Type	Freq	Level	Limit	Margin	Factor	Dist	Condition	Azimuth	Height	Comments
	(Hz)	(dBuV/m)	(dBuV/m)	(dB)	(dB)	(m)		(°)	(m)	
AV	11.44066G	50.59	54.00	-3.41	13.62	3	Vertical	10	1.62	-
PK	11.4406G	63.90	74.00	-10.10	13.62	3	Vertical	10	1.62	-

802.11a_Nss1,(6Mbps)_1TX

5720MHz Straddle 5.47-5.725GHz_TX

19/11/2018

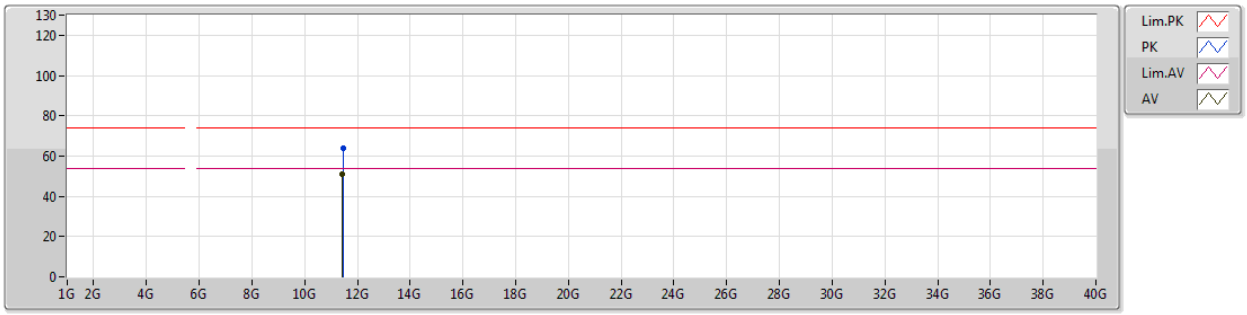

Type	Freq	Level	Limit	Margin	Factor	Dist	Condition	Azimuth	Height	Comments
	(Hz)	(dBuV/m)	(dBuV/m)	(dB)	(dB)	(m)		(°)	(m)	
AV	11.44096G	51.23	54.00	-2.77	13.62	3	Horizontal	122	1.71	-
PK	11.44744G	63.93	74.00	-10.07	13.62	3	Horizontal	122	1.71	-

802.11a_Nss1,(6Mbps)_1TX

5745MHz_TX

19/11/2018

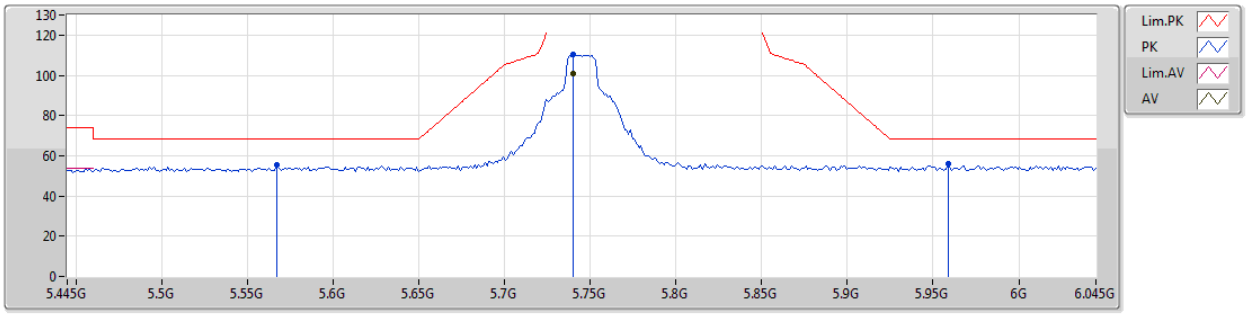

Type	Freq	Level	Limit	Margin	Factor	Dist	Condition	Azimuth	Height	Comments
	(Hz)	(dBuV/m)	(dBuV/m)	(dB)	(dB)	(m)		(°)	(m)	
AV	5.7402G	101.00	Inf	-Inf	3.62	3	Vertical	259	2.57	-
PK	5.5674G	55.20	68.20	-13.00	3.27	3	Vertical	259	2.57	-
PK	5.7402G	110.23	Inf	-Inf	3.62	3	Vertical	259	2.57	-
PK	5.9586G	56.04	68.20	-12.16	4.04	3	Vertical	259	2.57	-

802.11a_Nss1,(6Mbps)_1TX

5745MHz_TX

19/11/2018

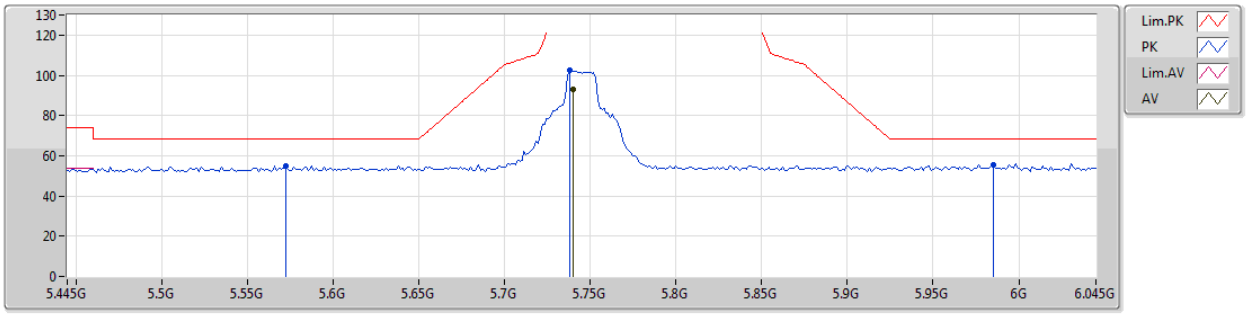

Type	Freq	Level	Limit	Margin	Factor	Dist	Condition	Azimuth	Height	Comments
	(Hz)	(dBuV/m)	(dBuV/m)	(dB)	(dB)	(m)		(°)	(m)	
AV	5.7402G	92.94	Inf	-Inf	3.62	3	Horizontal	359	2.99	-
PK	5.5722G	55.09	68.20	-13.11	3.28	3	Horizontal	359	2.99	-
PK	5.7378G	102.35	Inf	-Inf	3.61	3	Horizontal	359	2.99	-
PK	5.985G	55.46	68.20	-12.74	4.10	3	Horizontal	359	2.99	-

802.11a_Nss1,(6Mbps)_1TX

5745MHz_TX

19/11/2018

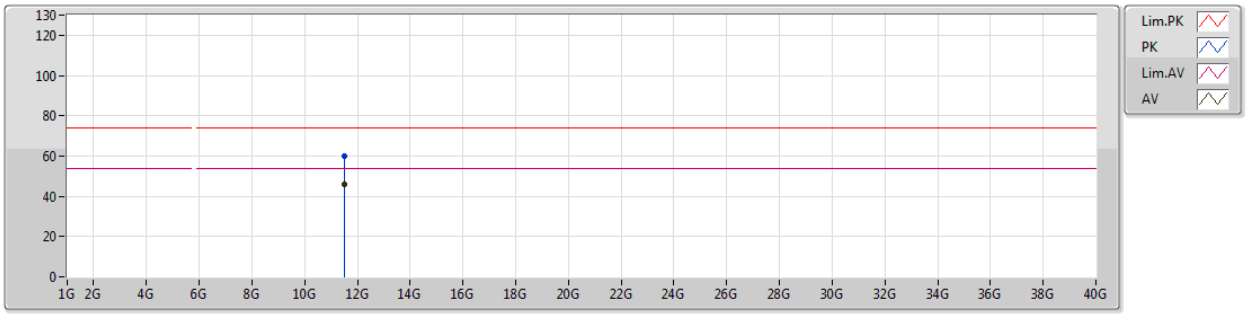

Type	Freq	Level	Limit	Margin	Factor	Dist	Condition	Azimuth	Height	Comments
	(Hz)	(dBuV/m)	(dBuV/m)	(dB)	(dB)	(m)		(°)	(m)	
AV	11.48964G	45.94	54.00	-8.06	13.58	3	Vertical	62	1.58	-
PK	11.48748G	60.09	74.00	-13.91	13.59	3	Vertical	62	1.58	-

802.11a_Nss1,(6Mbps)_1TX

5745MHz_TX

19/11/2018

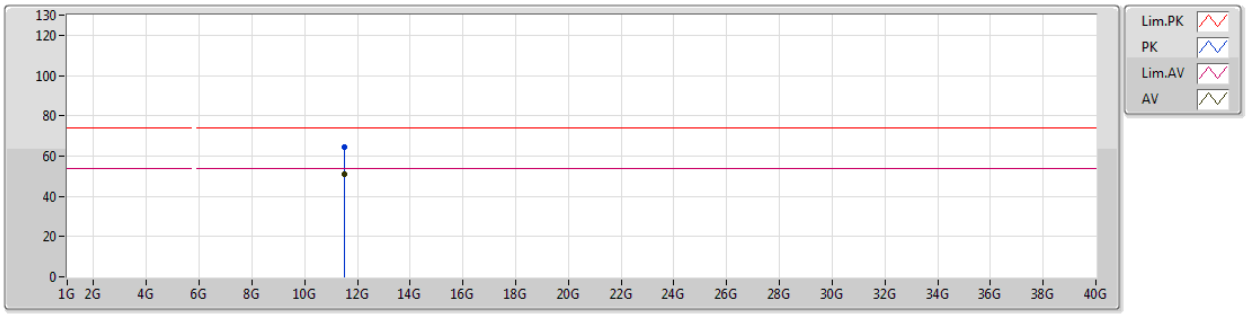

Type	Freq	Level	Limit	Margin	Factor	Dist	Condition	Azimuth	Height	Comments
	(Hz)	(dBuV/m)	(dBuV/m)	(dB)	(dB)	(m)		(°)	(m)	
AV	11.4897G	51.08	54.00	-2.92	13.58	3	Horizontal	359	1.82	-
PK	11.48892G	64.26	74.00	-9.74	13.59	3	Horizontal	359	1.82	-

802.11a_Nss1,(6Mbps)_1TX

5785MHz_TX

19/11/2018

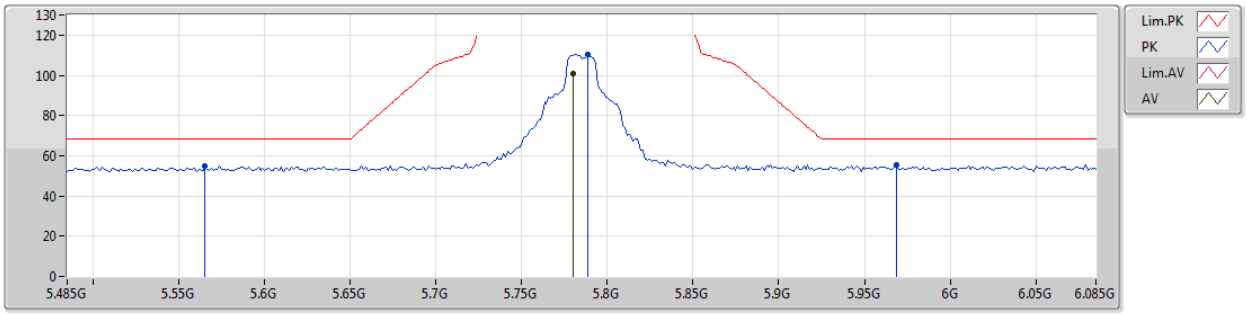

Type	Freq	Level	Limit	Margin	Factor	Dist	Condition	Azimuth	Height	Comments
	(Hz)	(dBuV/m)	(dBuV/m)	(dB)	(dB)	(m)		(°)	(m)	
AV	5.7802G	100.59	Inf	-Inf	3.69	3	Vertical	257	2.55	-
PK	5.5654G	54.74	68.20	-13.46	3.27	3	Vertical	257	2.55	-
PK	5.7886G	110.62	Inf	-Inf	3.70	3	Vertical	257	2.55	-
PK	5.9686G	55.42	68.20	-12.78	4.07	3	Vertical	257	2.55	-

802.11a_Nss1,(6Mbps)_1TX

5785MHz_TX

19/11/2018

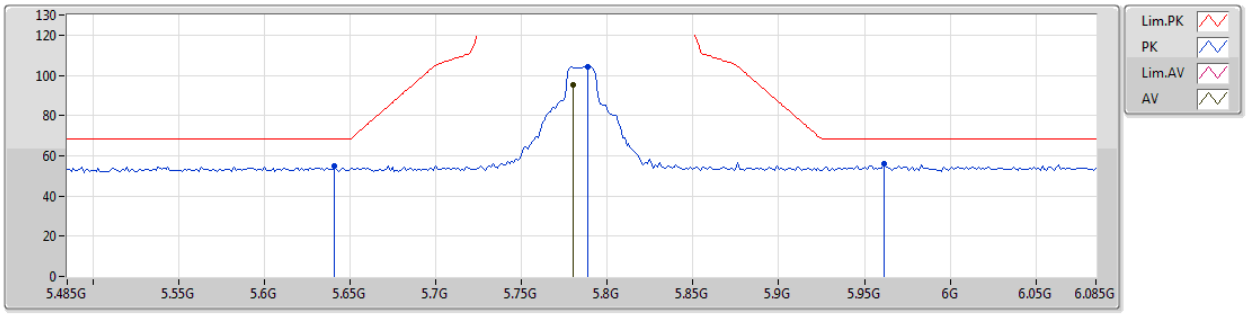

Type	Freq	Level	Limit	Margin	Factor	Dist	Condition	Azimuth	Height	Comments
	(Hz)	(dBuV/m)	(dBuV/m)	(dB)	(dB)	(m)		(°)	(m)	
AV	5.7802G	95.14	Inf	-Inf	3.69	3	Horizontal	356	1.40	-
PK	5.641G	55.12	68.20	-13.08	3.43	3	Horizontal	356	1.40	-
PK	5.7886G	104.50	Inf	-Inf	3.70	3	Horizontal	356	1.40	-
PK	5.9614G	55.86	68.20	-12.34	4.05	3	Horizontal	356	1.40	-

802.11a_Nss1,(6Mbps)_1TX

5785MHz_TX

19/11/2018

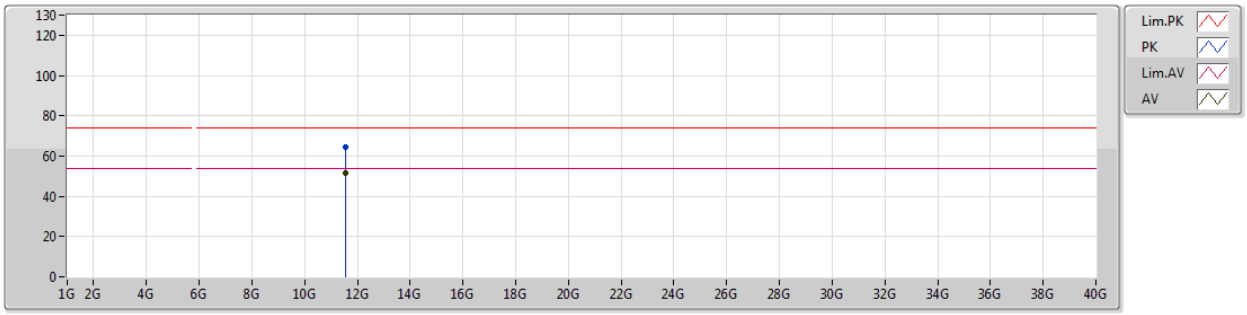

Type	Freq	Level	Limit	Margin	Factor	Dist	Condition	Azimuth	Height	Comments
	(Hz)	(dBuV/m)	(dBuV/m)	(dB)	(dB)	(m)		(°)	(m)	
AV	11.56892G	51.45	54.00	-2.55	13.50	3	Vertical	5	1.62	-
PK	11.57222G	64.66	74.00	-9.34	13.51	3	Vertical	5	1.62	-

802.11a_Nss1,(6Mbps)_1TX

5785MHz_TX

19/11/2018

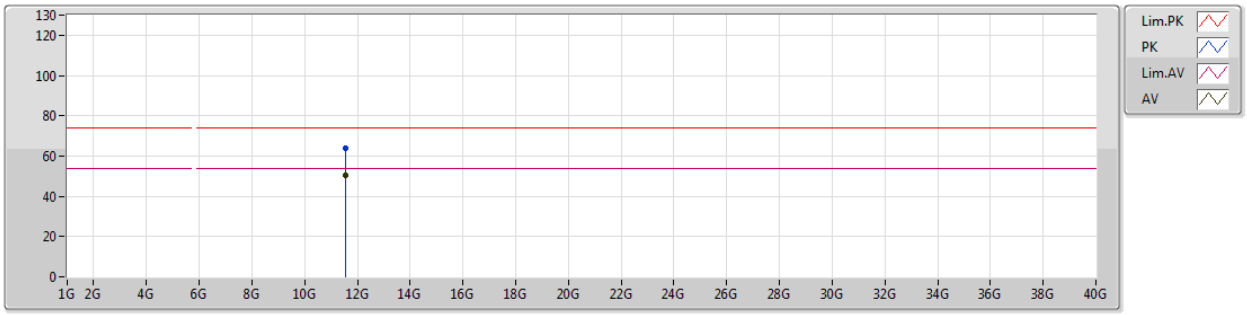

Type	Freq	Level	Limit	Margin	Factor	Dist	Condition	Azimuth	Height	Comments
	(Hz)	(dBuV/m)	(dBuV/m)	(dB)	(dB)	(m)		(°)	(m)	
AV	11.57066G	50.24	54.00	-3.76	13.51	3	Horizontal	298	1.74	-
PK	11.56892G	63.94	74.00	-10.06	13.50	3	Horizontal	298	1.74	-

802.11a_Nss1,(6Mbps)_1TX

5825MHz_TX

19/11/2018

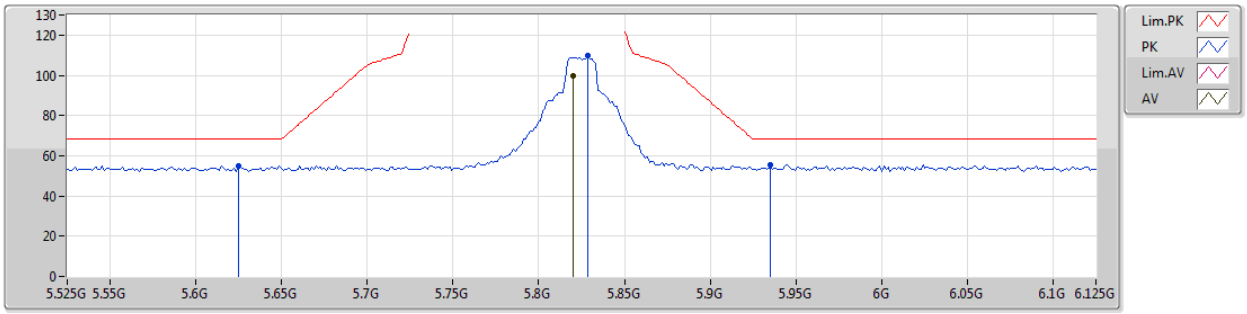

Type	Freq	Level	Limit	Margin	Factor	Dist	Condition	Azimuth	Height	Comments
	(Hz)	(dBuV/m)	(dBuV/m)	(dB)	(dB)	(m)		(°)	(m)	
AV	5.8202G	99.68	Inf	-Inf	3.77	3	Vertical	256	2.50	-
PK	5.6246G	54.96	68.20	-13.24	3.39	3	Vertical	256	2.50	-
PK	5.8286G	109.55	Inf	-Inf	3.79	3	Vertical	256	2.50	-
PK	5.9354G	55.35	68.20	-12.85	4.00	3	Vertical	256	2.50	-

802.11a_Nss1,(6Mbps)_1TX

5825MHz_TX

19/11/2018

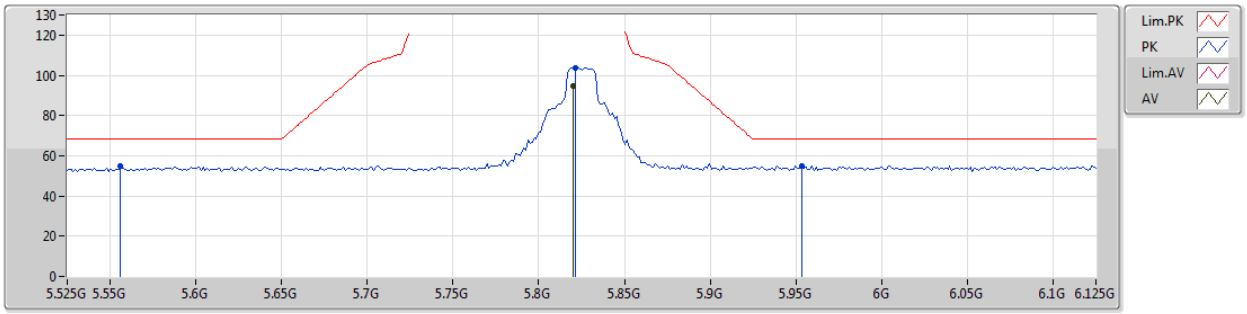

Type	Freq	Level	Limit	Margin	Factor	Dist	Condition	Azimuth	Height	Comments
	(Hz)	(dBuV/m)	(dBuV/m)	(dB)	(dB)	(m)		(°)	(m)	
AV	5.8202G	94.88	Inf	-Inf	3.77	3	Horizontal	355	1.81	-
PK	5.5562G	54.65	68.20	-13.55	3.25	3	Horizontal	355	1.81	-
PK	5.8214G	103.86	Inf	-Inf	3.77	3	Horizontal	355	1.81	-
PK	5.9534G	55.10	68.20	-13.10	4.03	3	Horizontal	355	1.81	-

802.11a_Nss1,(6Mbps)_1TX

5825MHz_TX

19/11/2018

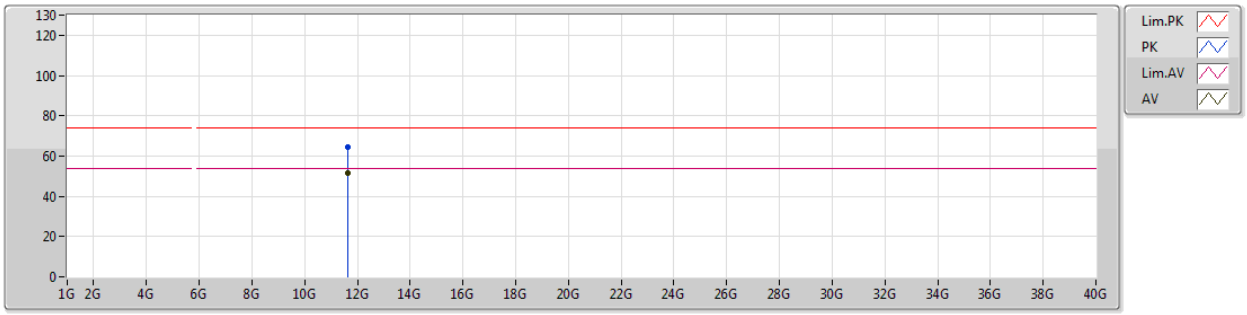

Type	Freq	Level	Limit	Margin	Factor	Dist	Condition	Azimuth	Height	Comments
	(Hz)	(dBuV/m)	(dBuV/m)	(dB)	(dB)	(m)		(°)	(m)	
AV	11.647G	51.58	54.00	-2.42	13.43	3	Vertical	359	1.50	-
PK	11.64844G	64.54	74.00	-9.46	13.43	3	Vertical	359	1.50	-

802.11a_Nss1,(6Mbps)_1TX

5825MHz_TX

19/11/2018

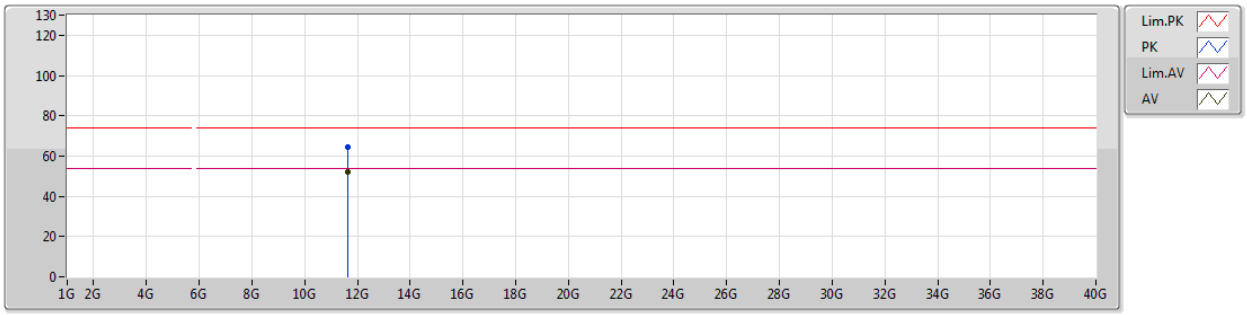

Type	Freq	Level	Limit	Margin	Factor	Dist	Condition	Azimuth	Height	Comments
	(Hz)	(dBuV/m)	(dBuV/m)	(dB)	(dB)	(m)		(°)	(m)	
AV	11.65036G	51.96	54.00	-2.04	13.43	3	Horizontal	300	1.79	-
PK	11.65186G	64.49	74.00	-9.51	13.43	3	Horizontal	300	1.79	-

802.11n HT20_Nss1,(MCS0)_1TX

5180MHz_TX

19/11/2018

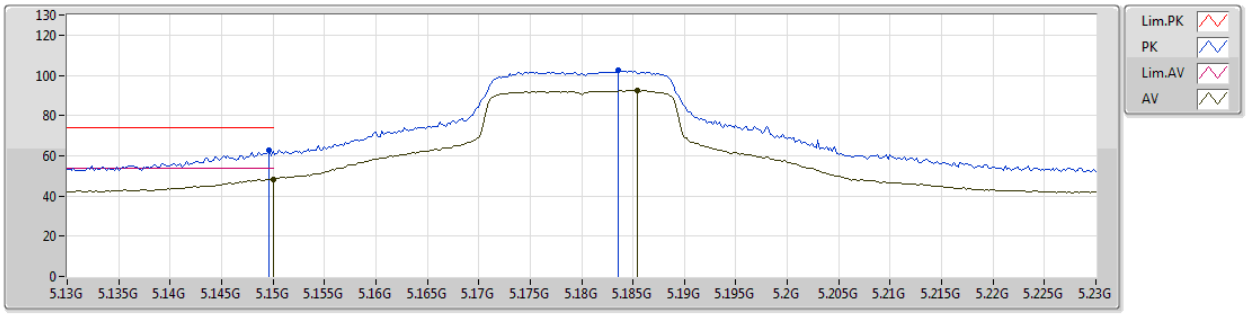

Type	Freq	Level	Limit	Margin	Factor	Dist	Condition	Azimuth	Height	Comments
	(Hz)	(dBuV/m)	(dBuV/m)	(dB)	(dB)	(m)		(°)	(m)	
AV	5.15G	48.41	54.00	-5.59	2.74	3	Vertical	275	1.68	-
AV	5.1854G	92.47	Inf	-Inf	2.78	3	Vertical	275	1.68	-
PK	5.1496G	62.86	74.00	-11.14	2.74	3	Vertical	275	1.68	-
PK	5.1836G	102.58	Inf	-Inf	2.78	3	Vertical	275	1.68	-

802.11n HT20_Nss1,(MCS0)_1TX

5180MHz_TX

19/11/2018

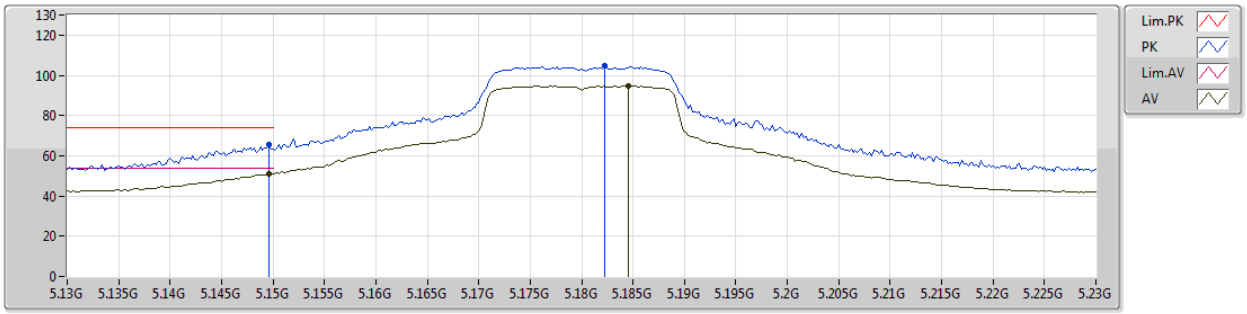

Type	Freq	Level	Limit	Margin	Factor	Dist	Condition	Azimuth	Height	Comments
	(Hz)	(dBuV/m)	(dBuV/m)	(dB)	(dB)	(m)		(°)	(m)	
AV	5.1496G	51.26	54.00	-2.74	2.74	3	Horizontal	348	1.77	-
AV	5.1846G	94.67	Inf	-Inf	2.78	3	Horizontal	348	1.77	-
PK	5.1496G	65.56	74.00	-8.44	2.74	3	Horizontal	348	1.77	-
PK	5.1822G	104.74	Inf	-Inf	2.78	3	Horizontal	348	1.77	-

802.11n HT20_Nss1,(MCS0)_1TX

5180MHz_TX

19/11/2018

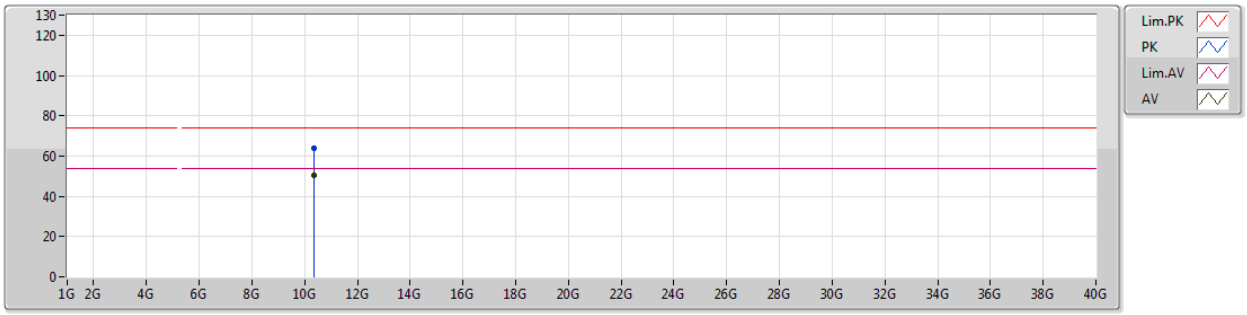

Type	Freq	Level	Limit	Margin	Factor	Dist	Condition	Azimuth	Height	Comments
	(Hz)	(dBuV/m)	(dBuV/m)	(dB)	(dB)	(m)		(°)	(m)	
AV	10.36126G	50.19	54.00	-3.81	12.64	3	Vertical	29	1.85	-
PK	10.36048G	64.13	74.00	-9.87	12.63	3	Vertical	29	1.85	-

802.11n HT20_Nss1,(MCS0)_1TX

5180MHz_TX

19/11/2018

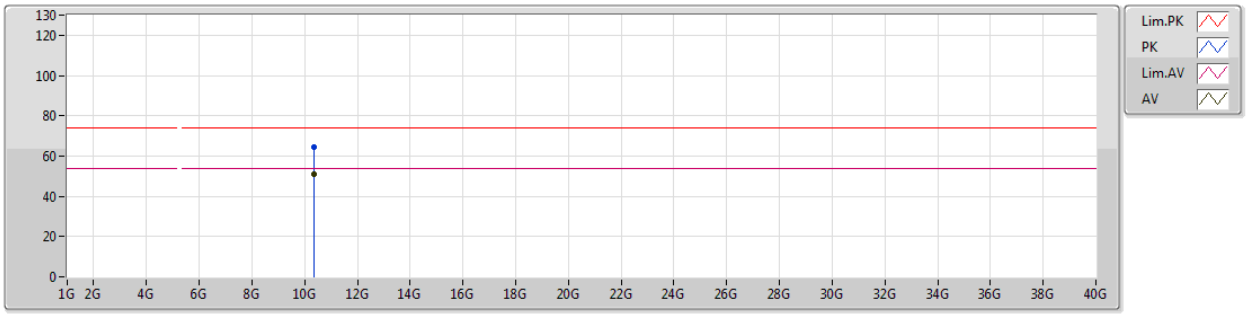

Type	Freq	Level	Limit	Margin	Factor	Dist	Condition	Azimuth	Height	Comments
	(Hz)	(dBuV/m)	(dBuV/m)	(dB)	(dB)	(m)		(°)	(m)	
AV	10.36144G	51.09	54.00	-2.91	12.64	3	Horizontal	6	1.66	-
PK	10.35922G	64.19	74.00	-9.81	12.63	3	Horizontal	6	1.66	-

802.11n HT20_Nss1,(MCS0)_1TX

5200MHz_TX

19/11/2018

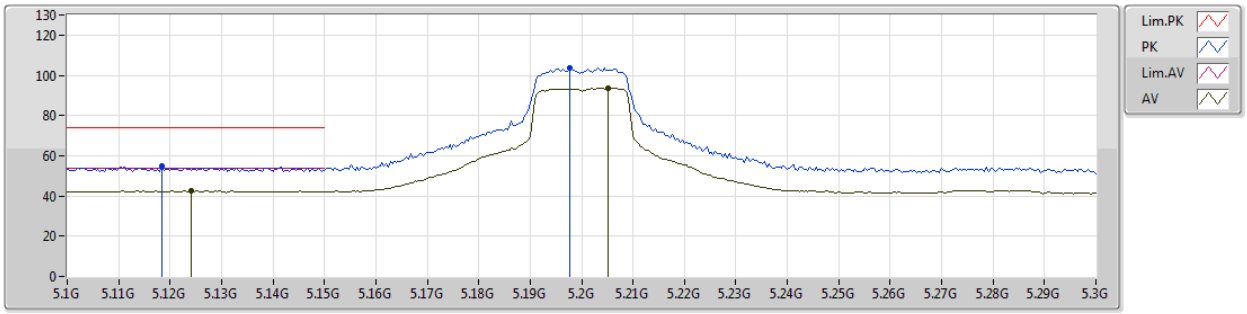

Type	Freq	Level	Limit	Margin	Factor	Dist	Condition	Azimuth	Height	Comments
	(Hz)	(dBuV/m)	(dBuV/m)	(dB)	(dB)	(m)		(°)	(m)	
AV	5.124G	42.64	54.00	-11.36	2.71	3	Vertical	257	2.75	-
AV	5.2052G	93.76	Inf	-Inf	2.80	3	Vertical	257	2.75	-
PK	5.1184G	54.84	74.00	-19.16	2.70	3	Vertical	257	2.75	-
PK	5.1976G	103.62	Inf	-Inf	2.80	3	Vertical	257	2.75	-

802.11n HT20_Nss1,(MCS0)_1TX

5200MHz_TX

19/11/2018

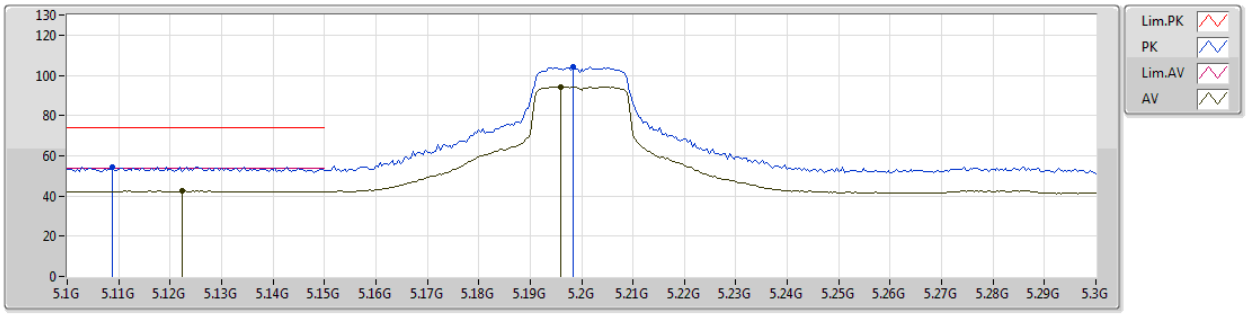

Type	Freq	Level	Limit	Margin	Factor	Dist	Condition	Azimuth	Height	Comments
	(Hz)	(dBuV/m)	(dBuV/m)	(dB)	(dB)	(m)		(°)	(m)	
AV	5.1224G	42.52	54.00	-11.48	2.71	3	Horizontal	344	1.89	-
AV	5.196G	94.35	Inf	-Inf	2.80	3	Horizontal	344	1.89	-
PK	5.1088G	54.55	74.00	-19.45	2.70	3	Horizontal	344	1.89	-
PK	5.1984G	104.31	Inf	-Inf	2.80	3	Horizontal	344	1.89	-

802.11n HT20_Nss1,(MCS0)_1TX

5200MHz_TX

19/11/2018

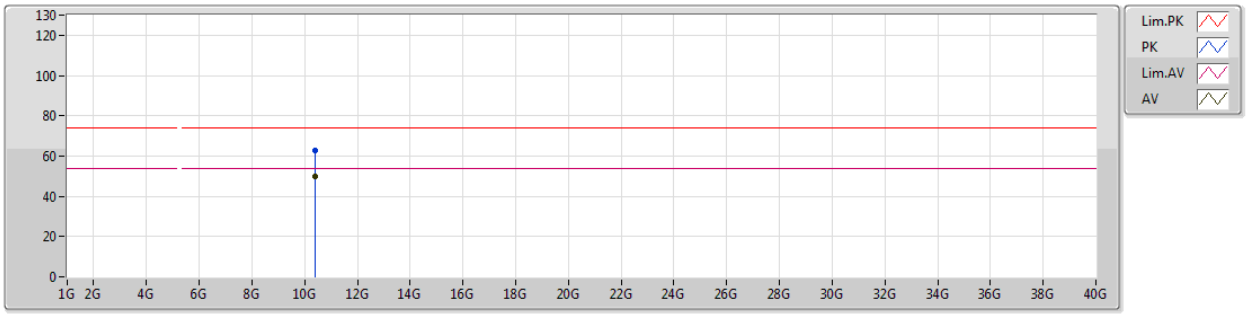

Type	Freq	Level	Limit	Margin	Factor	Dist	Condition	Azimuth	Height	Comments
	(Hz)	(dBuV/m)	(dBuV/m)	(dB)	(dB)	(m)		(°)	(m)	
AV	10.39904G	49.85	54.00	-4.15	12.73	3	Vertical	46	1.80	-
PK	10.39844G	62.55	74.00	-11.45	12.73	3	Vertical	46	1.80	-

802.11n HT20_Nss1,(MCS0)_1TX

5200MHz_TX

19/11/2018

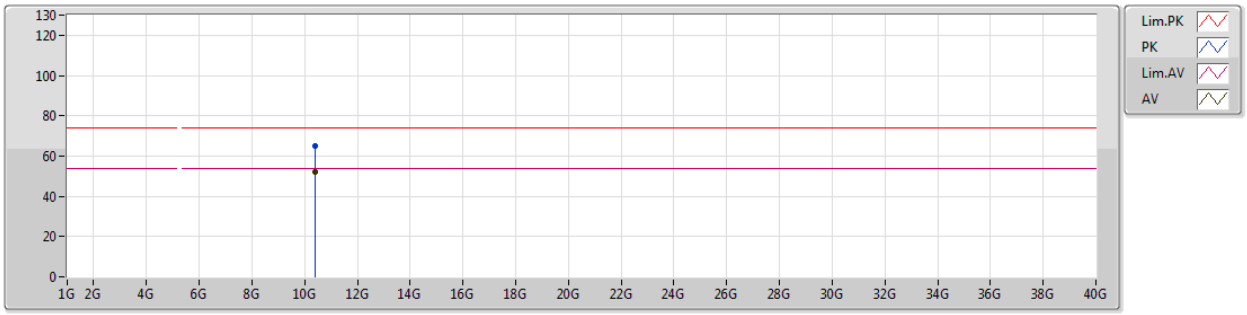

Type	Freq	Level	Limit	Margin	Factor	Dist	Condition	Azimuth	Height	Comments
	(Hz)	(dBuV/m)	(dBuV/m)	(dB)	(dB)	(m)		(°)	(m)	
AV	10.4012G	51.98	54.00	-2.02	12.73	3	Horizontal	294	1.61	-
PK	10.40084G	65.22	74.00	-8.78	12.73	3	Horizontal	294	1.61	-

802.11n HT20_Nss1,(MCS0)_1TX

5240MHz_TX

19/11/2018

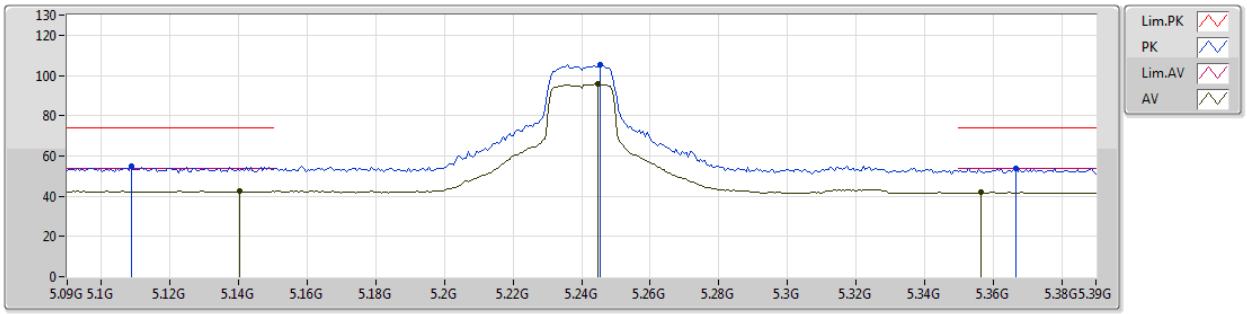

Type	Freq	Level	Limit	Margin	Factor	Dist	Condition	Azimuth	Height	Comments
	(Hz)	(dBuV/m)	(dBuV/m)	(dB)	(dB)	(m)		(°)	(m)	
AV	5.1404G	42.64	54.00	-11.36	2.73	3	Vertical	255	2.74	-
AV	5.2448G	95.77	Inf	-Inf	2.85	3	Vertical	255	2.74	-
AV	5.3564G	41.86	54.00	-12.14	2.97	3	Vertical	255	2.74	-
PK	5.1086G	54.69	74.00	-19.31	2.70	3	Vertical	255	2.74	-
PK	5.2454G	105.18	Inf	-Inf	2.85	3	Vertical	255	2.74	-
PK	5.3666G	53.85	74.00	-20.15	2.99	3	Vertical	255	2.74	-

802.11n HT20_Nss1,(MCS0)_1TX

5240MHz_TX

19/11/2018

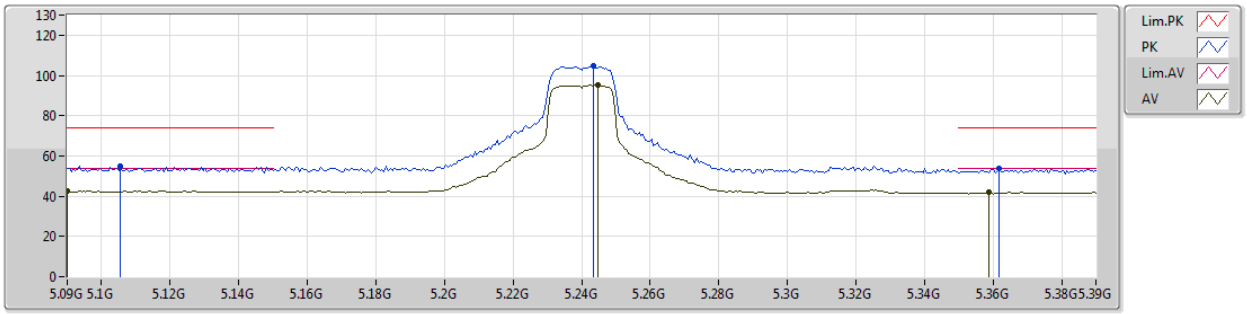

Type	Freq	Level	Limit	Margin	Factor	Dist	Condition	Azimuth	Height	Comments
	(Hz)	(dBuV/m)	(dBuV/m)	(dB)	(dB)	(m)		(°)	(m)	
AV	5.09G	42.51	54.00	-11.49	2.66	3	Horizontal	344	1.83	-
AV	5.2448G	95.22	Inf	-Inf	2.85	3	Horizontal	344	1.83	-
AV	5.3588G	41.82	54.00	-12.18	2.98	3	Horizontal	344	1.83	-
PK	5.1056G	54.98	74.00	-19.02	2.68	3	Horizontal	344	1.83	-
PK	5.2436G	104.61	Inf	-Inf	2.85	3	Horizontal	344	1.83	-
PK	5.3618G	53.52	74.00	-20.48	2.98	3	Horizontal	344	1.83	-

802.11n HT20_Nss1,(MCS0)_1TX

5240MHz_TX

19/11/2018

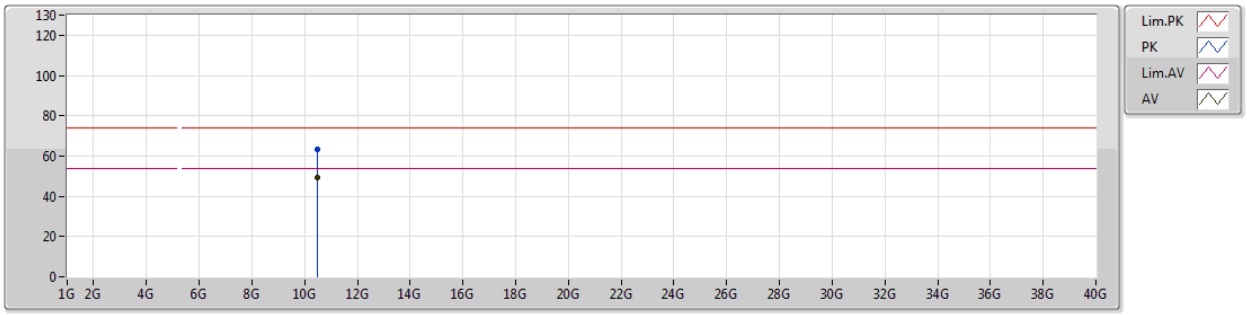

Type	Freq	Level	Limit	Margin	Factor	Dist	Condition	Azimuth	Height	Comments
	(Hz)	(dBuV/m)	(dBuV/m)	(dB)	(dB)	(m)		(°)	(m)	
AV	10.47892G	49.55	54.00	-4.45	12.90	3	Vertical	27	1.83	-
PK	10.48072G	63.20	74.00	-10.80	12.90	3	Vertical	27	1.83	-

802.11n HT20_Nss1,(MCS0)_1TX

5240MHz_TX

19/11/2018

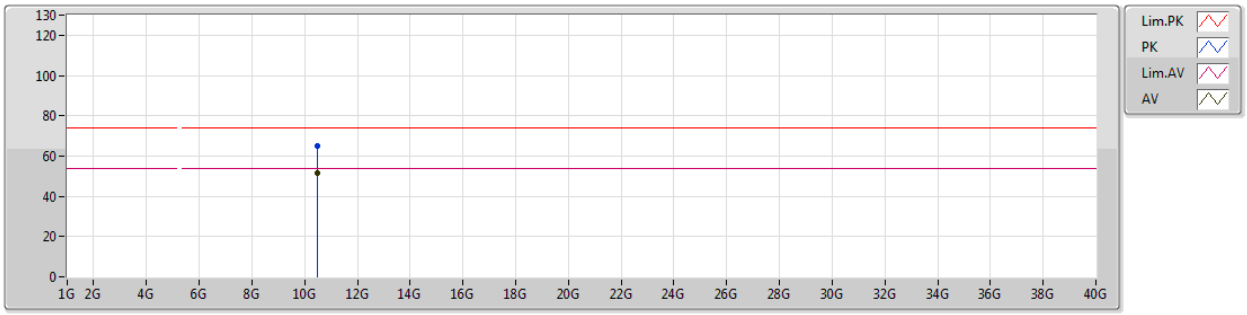

Type	Freq	Level	Limit	Margin	Factor	Dist	Condition	Azimuth	Height	Comments
	(Hz)	(dBuV/m)	(dBuV/m)	(dB)	(dB)	(m)		(°)	(m)	
AV	10.48138G	51.55	54.00	-2.45	12.90	3	Horizontal	294	1.58	-
PK	10.4803G	64.86	74.00	-9.14	12.90	3	Horizontal	294	1.58	-

802.11n HT20_Nss1,(MCS0)_1TX

5260MHz_TX

19/11/2018

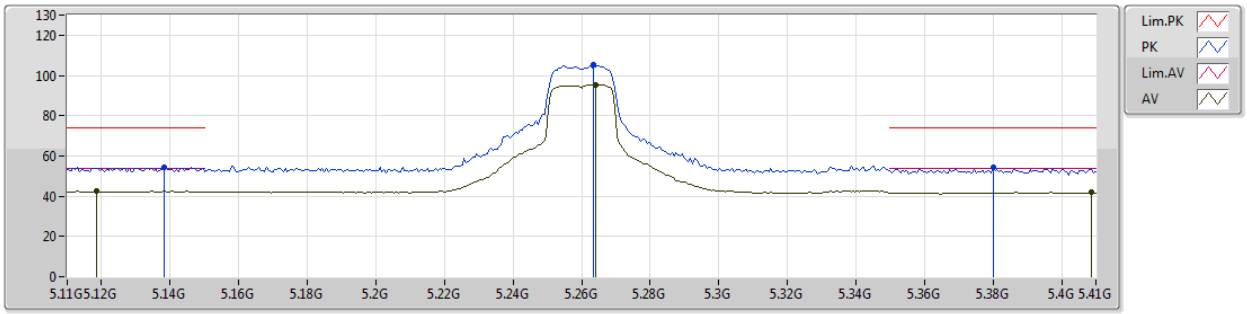

Type	Freq	Level	Limit	Margin	Factor	Dist	Condition	Azimuth	Height	Comments
	(Hz)	(dBuV/m)	(dBuV/m)	(dB)	(dB)	(m)		(°)	(m)	
AV	5.1184G	42.53	54.00	-11.47	2.70	3	Vertical	254	2.73	-
AV	5.2642G	95.36	Inf	-Inf	2.87	3	Vertical	254	2.73	-
AV	5.4088G	41.91	54.00	-12.09	3.05	3	Vertical	254	2.73	-
PK	5.1382G	54.51	74.00	-19.49	2.73	3	Vertical	254	2.73	-
PK	5.2636G	105.52	Inf	-Inf	2.87	3	Vertical	254	2.73	-
PK	5.38G	54.17	74.00	-19.83	3.01	3	Vertical	254	2.73	-

802.11n HT20_Nss1,(MCS0)_1TX

5260MHz_TX

19/11/2018

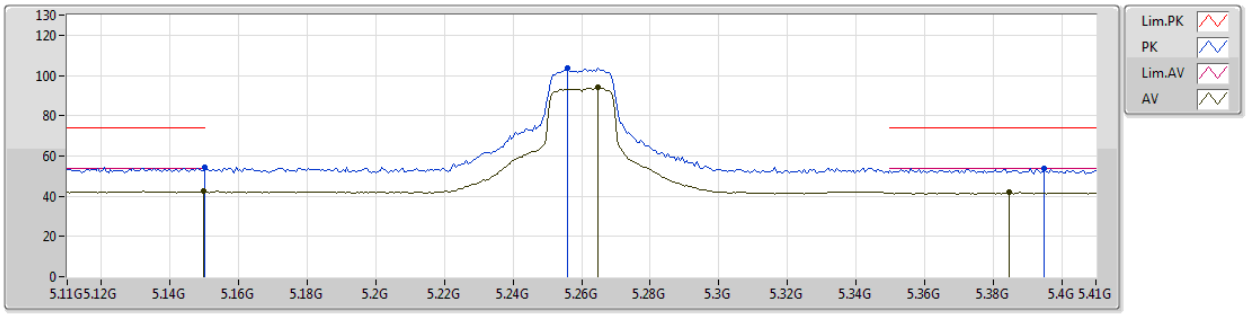

Type	Freq	Level	Limit	Margin	Factor	Dist	Condition	Azimuth	Height	Comments
	(Hz)	(dBuV/m)	(dBuV/m)	(dB)	(dB)	(m)		(°)	(m)	
AV	5.1496G	42.36	54.00	-11.64	2.74	3	Horizontal	345	1.75	-
AV	5.2648G	93.94	Inf	-Inf	2.88	3	Horizontal	345	1.75	-
AV	5.3848G	41.81	54.00	-12.19	3.01	3	Horizontal	345	1.75	-
PK	5.15G	54.14	74.00	-19.86	2.74	3	Horizontal	345	1.75	-
PK	5.2558G	103.52	Inf	-Inf	2.86	3	Horizontal	345	1.75	-
PK	5.395G	53.60	74.00	-20.40	3.03	3	Horizontal	345	1.75	-

802.11n HT20_Nss1,(MCS0)_1TX

5260MHz_TX

19/11/2018

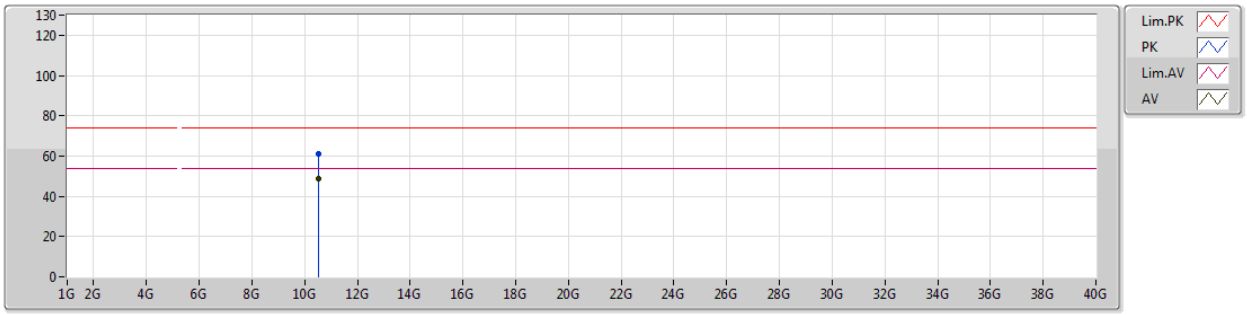

Type	Freq	Level	Limit	Margin	Factor	Dist	Condition	Azimuth	Height	Comments
	(Hz)	(dBuV/m)	(dBuV/m)	(dB)	(dB)	(m)		(°)	(m)	
AV	10.51898G	48.66	54.00	-5.34	12.98	3	Vertical	40	1.78	-
PK	10.52432G	61.26	74.00	-12.74	12.99	3	Vertical	40	1.78	-

802.11n HT20_Nss1,(MCS0)_1TX

5260MHz_TX

19/11/2018

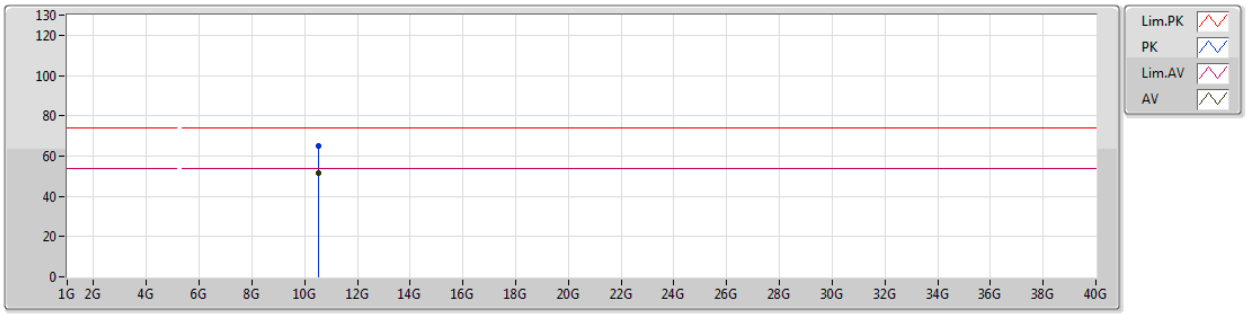

Type	Freq	Level	Limit	Margin	Factor	Dist	Condition	Azimuth	Height	Comments
	(Hz)	(dBuV/m)	(dBuV/m)	(dB)	(dB)	(m)		(°)	(m)	
AV	10.51898G	51.63	54.00	-2.37	12.98	3	Horizontal	286	1.78	-
PK	10.52066G	65.27	74.00	-8.73	12.98	3	Horizontal	286	1.78	-

802.11n HT20_Nss1,(MCS0)_1TX

5300MHz_TX

19/11/2018

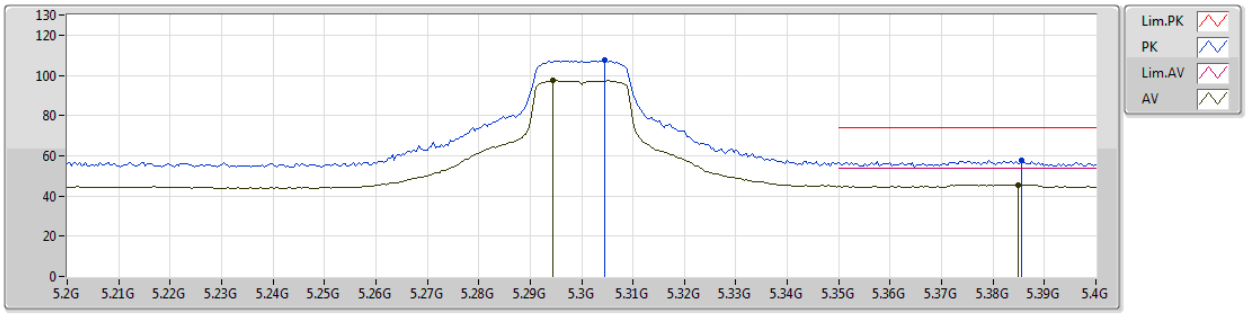

Type	Freq	Level	Limit	Margin	Factor	Dist	Condition	Azimuth	Height	Comments
	(Hz)	(dBuV/m)	(dBuV/m)	(dB)	(dB)	(m)		(°)	(m)	
AV	5.2944G	97.40	Inf	-Inf	3.95	3	Vertical	245	2.68	-
AV	5.3848G	45.64	54.00	-8.36	4.11	3	Vertical	245	2.68	-
PK	5.3044G	107.59	Inf	-Inf	3.97	3	Vertical	245	2.68	-
PK	5.3856G	57.72	74.00	-16.28	4.11	3	Vertical	245	2.68	-

802.11n HT20_Nss1,(MCS0)_1TX

5300MHz_TX

19/11/2018

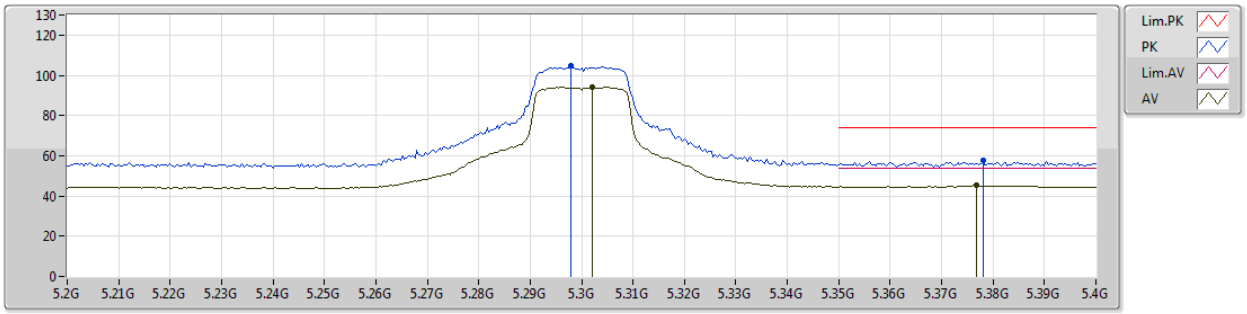

Type	Freq	Level	Limit	Margin	Factor	Dist	Condition	Azimuth	Height	Comments
	(Hz)	(dBuV/m)	(dBuV/m)	(dB)	(dB)	(m)		(°)	(m)	
AV	5.302G	93.98	Inf	-Inf	3.96	3	Horizontal	1	1.50	-
AV	5.3768G	45.23	54.00	-8.77	4.10	3	Horizontal	1	1.50	-
PK	5.298G	104.81	Inf	-Inf	3.96	3	Horizontal	1	1.50	-
PK	5.378G	57.59	74.00	-16.41	4.10	3	Horizontal	1	1.50	-

802.11n HT20_Nss1,(MCS0)_1TX

5300MHz_TX

19/11/2018

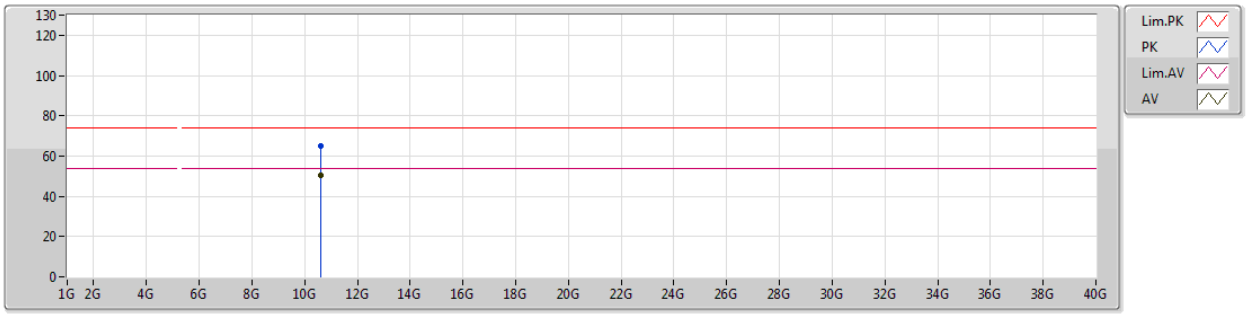

Type	Freq	Level	Limit	Margin	Factor	Dist	Condition	Azimuth	Height	Comments
	(Hz)	(dBuV/m)	(dBuV/m)	(dB)	(dB)	(m)		(°)	(m)	
AV	10.6003G	50.54	54.00	-3.46	14.80	3	Vertical	13	1.82	-
PK	10.59838G	64.78	74.00	-9.22	14.80	3	Vertical	13	1.82	-

802.11n HT20_Nss1,(MCS0)_1TX

5300MHz_TX

19/11/2018

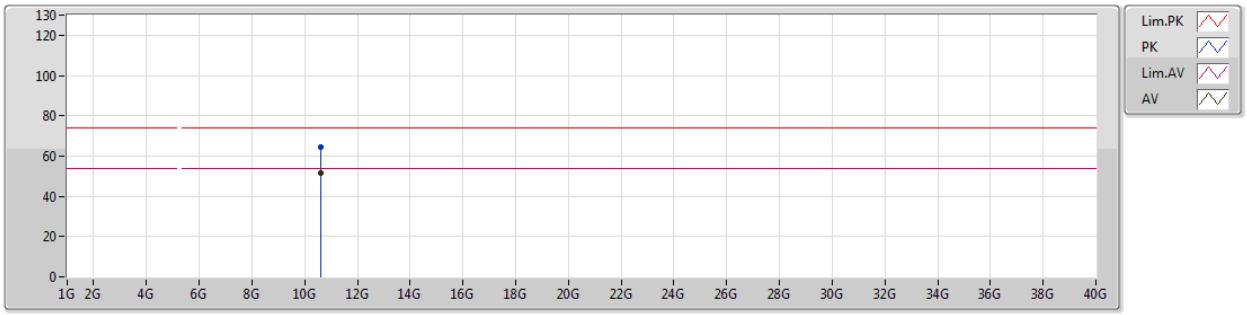

Type	Freq	Level	Limit	Margin	Factor	Dist	Condition	Azimuth	Height	Comments
	(Hz)	(dBuV/m)	(dBuV/m)	(dB)	(dB)	(m)		(°)	(m)	
AV	10.60096G	51.56	54.00	-2.44	14.80	3	Horizontal	301	1.78	-
PK	10.5991G	64.68	74.00	-9.32	14.80	3	Horizontal	301	1.78	-

802.11n HT20_Nss1,(MCS0)_1TX

5320MHz_TX

19/11/2018

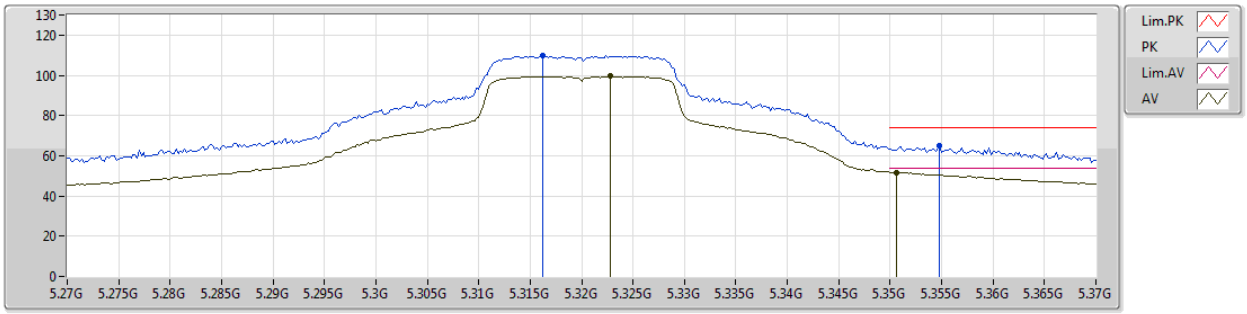

Type	Freq	Level	Limit	Margin	Factor	Dist	Condition	Azimuth	Height	Comments
	(Hz)	(dBuV/m)	(dBuV/m)	(dB)	(dB)	(m)		(°)	(m)	
AV	5.3228G	99.59	Inf	-Inf	4.00	3	Vertical	245	2.77	-
AV	5.3506G	51.78	54.00	-2.22	4.05	3	Vertical	245	2.77	-
PK	5.3162G	109.66	Inf	-Inf	3.99	3	Vertical	245	2.77	-
PK	5.3548G	65.22	74.00	-8.78	4.06	3	Vertical	245	2.77	-

802.11n HT20_Nss1,(MCS0)_1TX

5320MHz_TX

19/11/2018

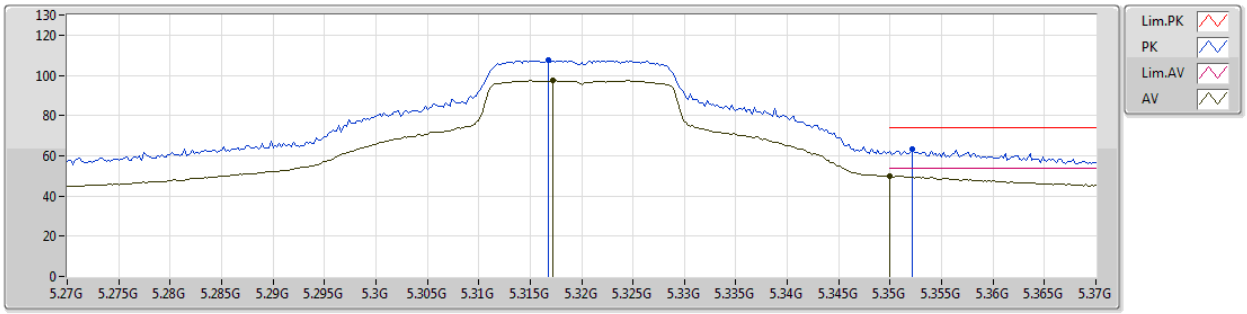

Type	Freq	Level	Limit	Margin	Factor	Dist	Condition	Azimuth	Height	Comments
	(Hz)	(dBuV/m)	(dBuV/m)	(dB)	(dB)	(m)		(°)	(m)	
AV	5.3172G	97.29	Inf	-Inf	3.99	3	Horizontal	8	2.77	-
AV	5.35G	50.01	54.00	-3.99	4.05	3	Horizontal	8	2.77	-
PK	5.3168G	107.80	Inf	-Inf	3.99	3	Horizontal	8	2.77	-
PK	5.3522G	63.38	74.00	-10.62	4.05	3	Horizontal	8	2.77	-

802.11n HT20_Nss1,(MCS0)_1TX

5320MHz_TX

19/11/2018

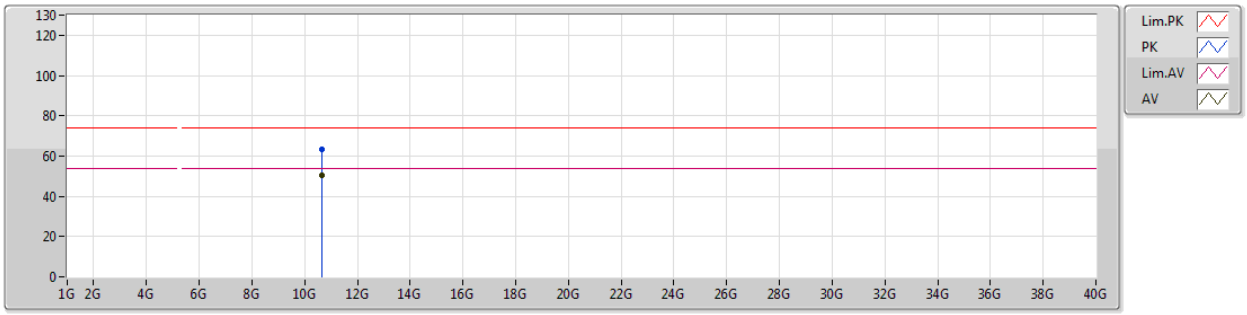

Type	Freq	Level	Limit	Margin	Factor	Dist	Condition	Azimuth	Height	Comments
	(Hz)	(dBuV/m)	(dBuV/m)	(dB)	(dB)	(m)		(°)	(m)	
AV	10.6403G	50.18	54.00	-3.82	14.89	3	Vertical	45	1.77	-
PK	10.63586G	63.50	74.00	-10.50	14.88	3	Vertical	45	1.77	-

802.11n HT20_Nss1,(MCS0)_1TX

5320MHz_TX

19/11/2018

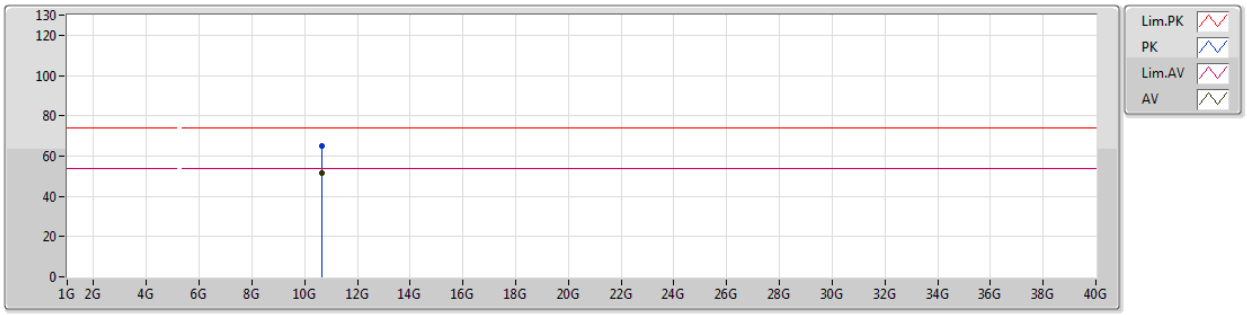

Type	Freq	Level	Limit	Margin	Factor	Dist	Condition	Azimuth	Height	Comments
	(Hz)	(dBuV/m)	(dBuV/m)	(dB)	(dB)	(m)		(°)	(m)	
AV	10.63898G	51.49	54.00	-2.51	14.89	3	Horizontal	302	1.78	-
PK	10.63778G	65.13	74.00	-8.87	14.89	3	Horizontal	302	1.78	-

802.11n HT20_Nss1,(MCS0)_1TX

5500MHz_TX

19/11/2018

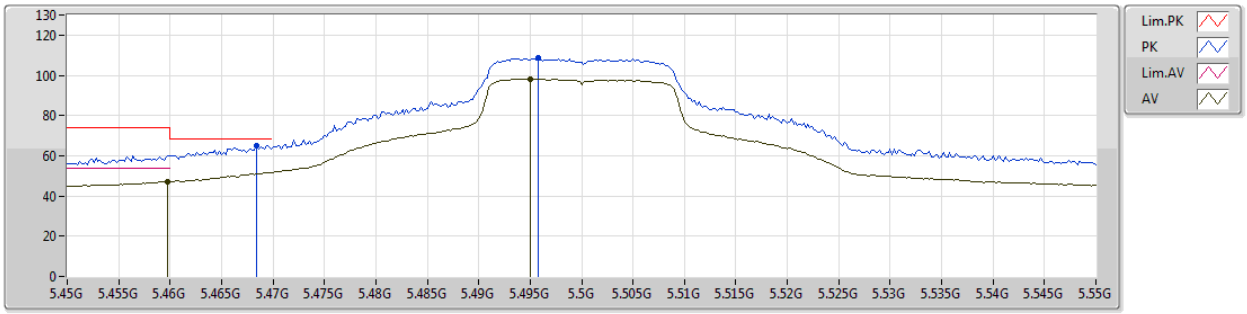

Type	Freq	Level	Limit	Margin	Factor	Dist	Condition	Azimuth	Height	Comments
	(Hz)	(dBuV/m)	(dBuV/m)	(dB)	(dB)	(m)		(°)	(m)	
AV	5.4598G	47.12	54.00	-6.88	4.25	3	Vertical	245	2.77	-
AV	5.495G	98.25	Inf	-Inf	4.31	3	Vertical	245	2.77	-
PK	5.4684G	65.23	68.20	-2.97	4.26	3	Vertical	245	2.77	-
PK	5.4958G	108.60	Inf	-Inf	4.31	3	Vertical	245	2.77	-

802.11n HT20_Nss1,(MCS0)_1TX

5500MHz_TX

19/11/2018

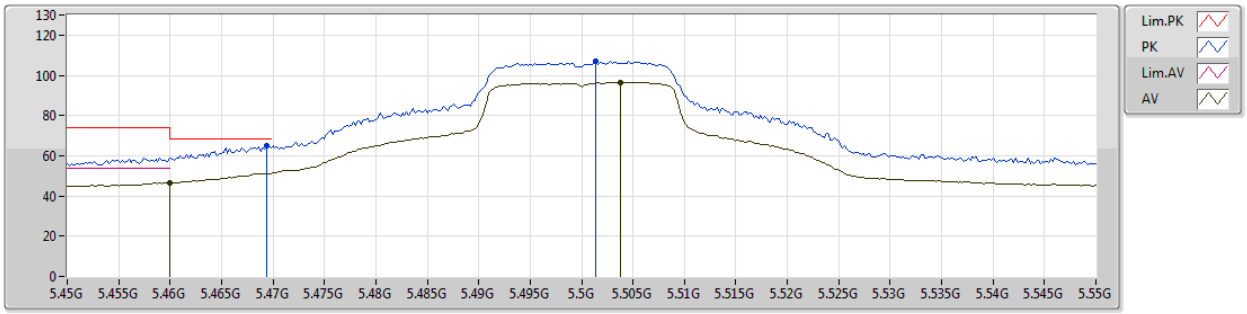

Type	Freq	Level	Limit	Margin	Factor	Dist	Condition	Azimuth	Height	Comments
	(Hz)	(dBuV/m)	(dBuV/m)	(dB)	(dB)	(m)		(°)	(m)	
AV	5.46G	46.72	54.00	-7.28	4.25	3	Horizontal	2	2.99	-
AV	5.5038G	96.53	Inf	-Inf	4.33	3	Horizontal	2	2.99	-
PK	5.4694G	64.86	68.20	-3.34	4.26	3	Horizontal	2	2.99	-
PK	5.5014G	107.20	Inf	-Inf	4.32	3	Horizontal	2	2.99	-

802.11n HT20_Nss1,(MCS0)_1TX

5500MHz_TX

19/11/2018

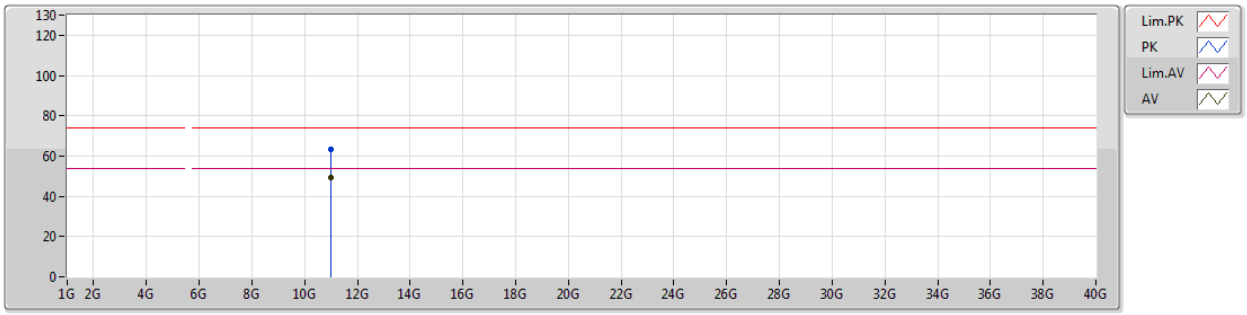

Type	Freq	Level	Limit	Margin	Factor	Dist	Condition	Azimuth	Height	Comments
	(Hz)	(dBuV/m)	(dBuV/m)	(dB)	(dB)	(m)		(°)	(m)	
AV	10.99928G	49.30	54.00	-4.70	15.62	3	Vertical	277	1.70	-
PK	10.9955G	63.05	74.00	-10.95	15.61	3	Vertical	277	1.70	-

802.11n HT20_Nss1,(MCS0)_1TX

5500MHz_TX

19/11/2018

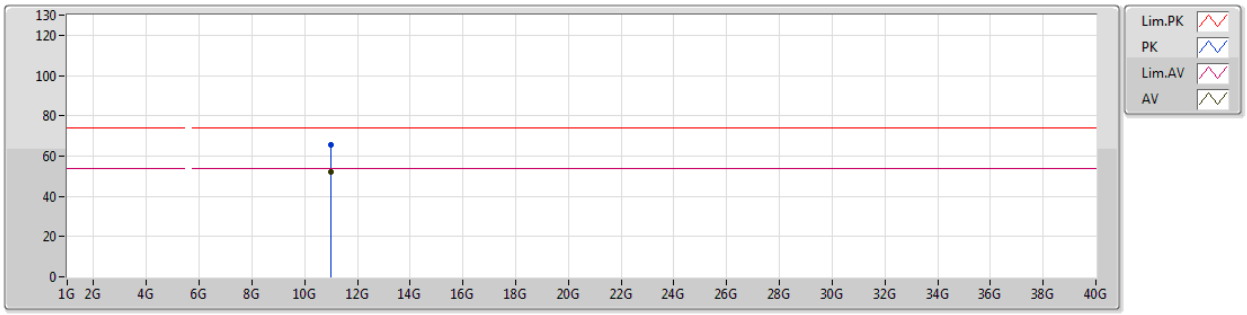

Type	Freq	Level	Limit	Margin	Factor	Dist	Condition	Azimuth	Height	Comments
	(Hz)	(dBuV/m)	(dBuV/m)	(dB)	(dB)	(m)		(°)	(m)	
AV	11.0039G	51.93	54.00	-2.07	15.62	3	Horizontal	145	1.64	-
PK	11.00132G	65.65	74.00	-8.35	15.62	3	Horizontal	145	1.64	-

802.11n HT20_Nss1,(MCS0)_1TX

5580MHz_TX

19/11/2018

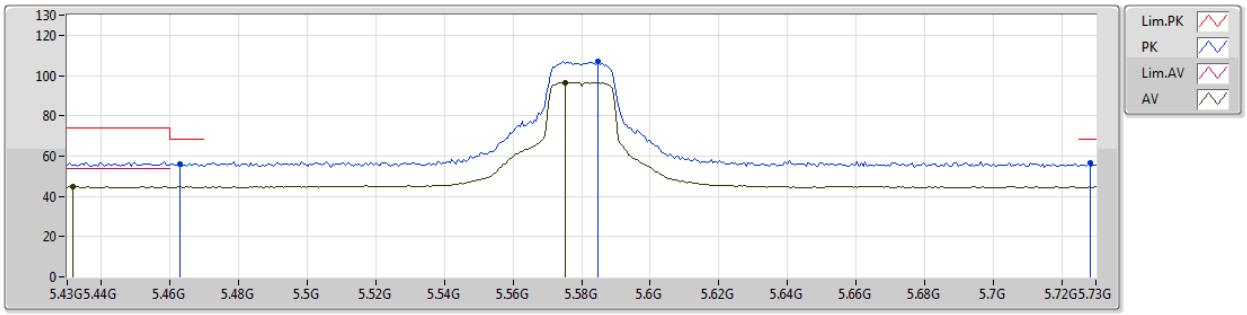

Type	Freq	Level	Limit	Margin	Factor	Dist	Condition	Azimuth	Height	Comments
	(Hz)	(dBuV/m)	(dBuV/m)	(dB)	(dB)	(m)		(°)	(m)	
AV	5.4318G	44.85	54.00	-9.15	4.20	3	Vertical	247	2.56	-
AV	5.5752G	96.56	Inf	-Inf	4.44	3	Vertical	247	2.56	-
PK	5.463G	56.03	68.20	-12.17	4.26	3	Vertical	247	2.56	-
PK	5.5848G	107.26	Inf	-Inf	4.44	3	Vertical	247	2.56	-
PK	5.7282G	56.35	68.20	-11.85	4.67	3	Vertical	247	2.56	-

802.11n HT20_Nss1,(MCS0)_1TX

5580MHz_TX

19/11/2018

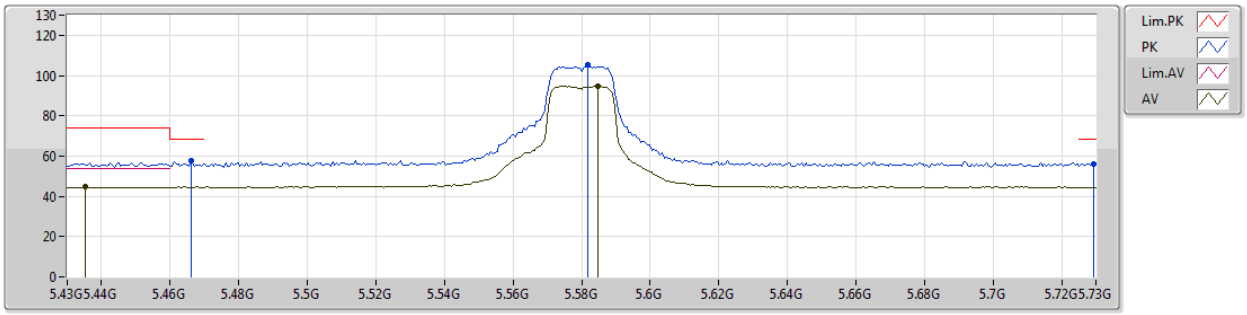

Type	Freq	Level	Limit	Margin	Factor	Dist	Condition	Azimuth	Height	Comments
	(Hz)	(dBuV/m)	(dBuV/m)	(dB)	(dB)	(m)		(°)	(m)	
AV	5.4354G	44.59	54.00	-9.41	4.20	3	Horizontal	2	2.92	-
AV	5.5848G	94.75	Inf	-Inf	4.44	3	Horizontal	2	2.92	-
PK	5.466G	57.60	68.20	-10.60	4.26	3	Horizontal	2	2.92	-
PK	5.5818G	105.18	Inf	-Inf	4.44	3	Horizontal	2	2.92	-
PK	5.7294G	56.23	68.20	-11.97	4.67	3	Horizontal	2	2.92	-

802.11n HT20_Nss1,(MCS0)_1TX

5580MHz_TX

19/11/2018

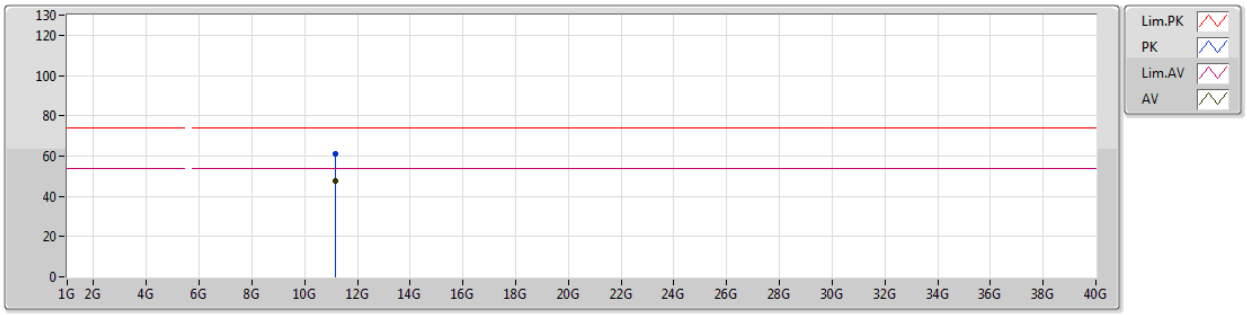

Type	Freq	Level	Limit	Margin	Factor	Dist	Condition	Azimuth	Height	Comments
	(Hz)	(dBuV/m)	(dBuV/m)	(dB)	(dB)	(m)		(°)	(m)	
AV	11.15922G	47.60	54.00	-6.40	15.43	3	Vertical	340	1.49	-
PK	11.16078G	61.11	74.00	-12.89	15.43	3	Vertical	340	1.49	-

802.11n HT20_Nss1,(MCS0)_1TX

5580MHz_TX

19/11/2018

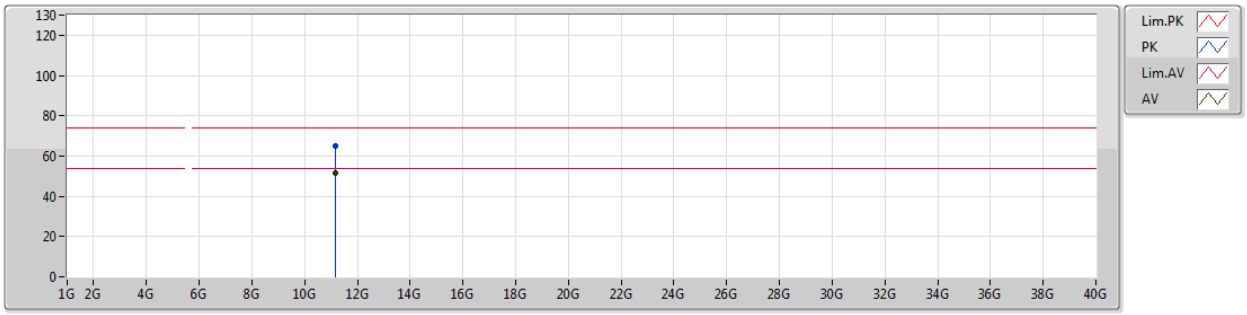

Type	Freq	Level	Limit	Margin	Factor	Dist	Condition	Azimuth	Height	Comments
	(Hz)	(dBuV/m)	(dBuV/m)	(dB)	(dB)	(m)		(°)	(m)	
AV	11.16126G	51.76	54.00	-2.24	15.43	3	Horizontal	137	1.75	-
PK	11.16768G	65.03	74.00	-8.97	15.43	3	Horizontal	137	1.75	-

802.11n HT20_Nss1,(MCS0)_1TX

5700MHz_TX

19/11/2018

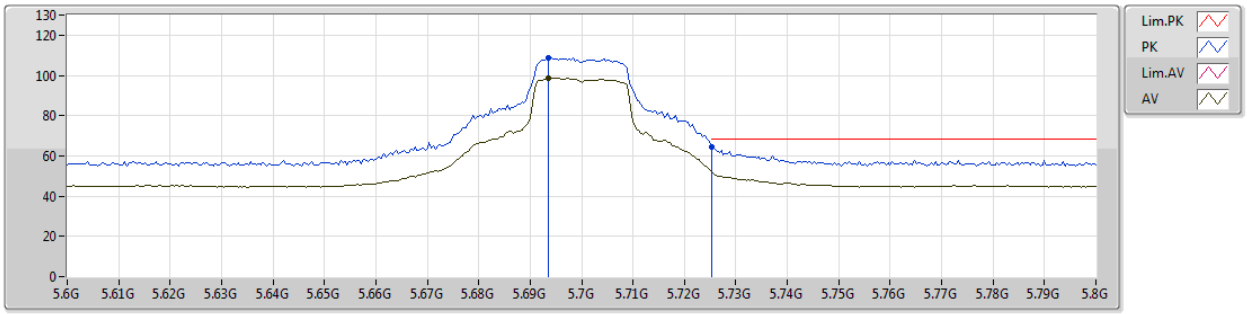

Type	Freq	Level	Limit	Margin	Factor	Dist	Condition	Azimuth	Height	Comments
	(Hz)	(dBuV/m)	(dBuV/m)	(dB)	(dB)	(m)		(°)	(m)	
AV	5.6936G	98.54	Inf	-Inf	4.62	3	Vertical	245	2.62	-
PK	5.6936G	108.94	Inf	-Inf	4.62	3	Vertical	245	2.62	-
PK	5.7252G	64.27	68.20	-3.93	4.67	3	Vertical	245	2.62	-

802.11n HT20_Nss1,(MCS0)_1TX

5700MHz_TX

19/11/2018

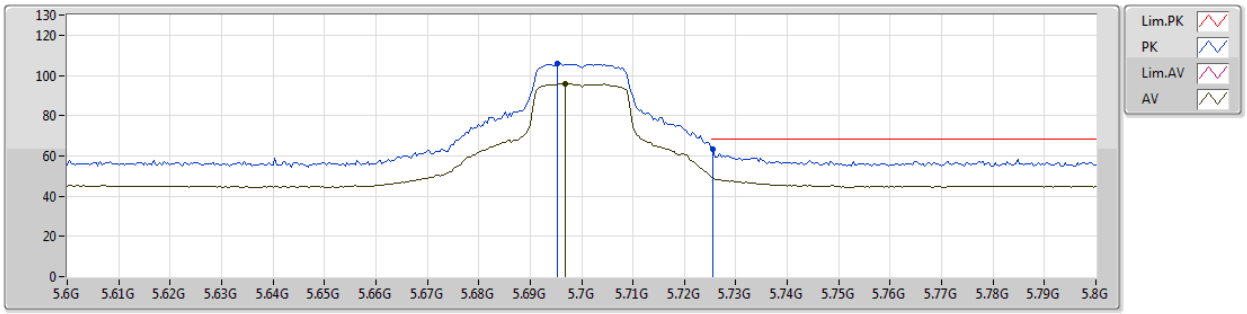

Type	Freq	Level	Limit	Margin	Factor	Dist	Condition	Azimuth	Height	Comments
	(Hz)	(dBuV/m)	(dBuV/m)	(dB)	(dB)	(m)		(°)	(m)	
AV	5.6968G	95.90	Inf	-Inf	4.63	3	Horizontal	0	2.92	-
PK	5.6952G	105.86	Inf	-Inf	4.62	3	Horizontal	0	2.92	-
PK	5.7256G	63.25	68.20	-4.95	4.67	3	Horizontal	0	2.92	-

802.11n HT20_Nss1,(MCS0)_1TX

5700MHz_TX

19/11/2018

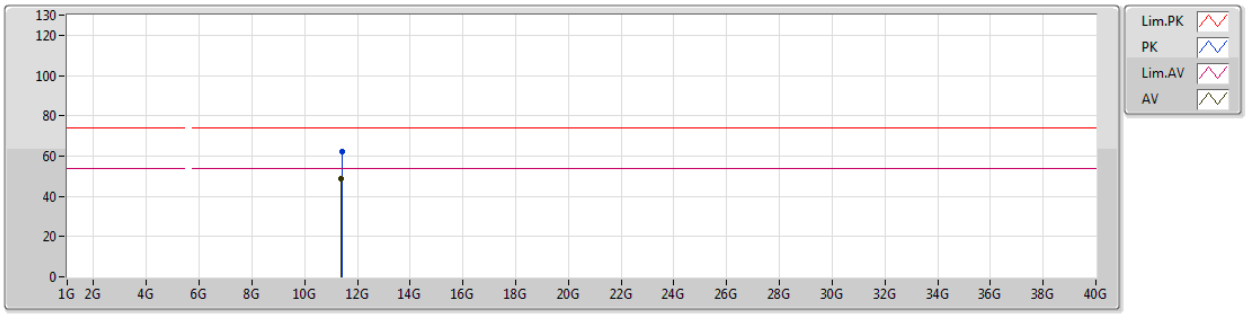

Type	Freq	Level	Limit	Margin	Factor	Dist	Condition	Azimuth	Height	Comments
	(Hz)	(dBuV/m)	(dBuV/m)	(dB)	(dB)	(m)		(°)	(m)	
AV	11.3988G	48.91	54.00	-5.09	15.16	3	Vertical	347	1.73	-
PK	11.40216G	62.30	74.00	-11.70	15.16	3	Vertical	347	1.73	-

802.11n HT20_Nss1,(MCS0)_1TX

5700MHz_TX

19/11/2018

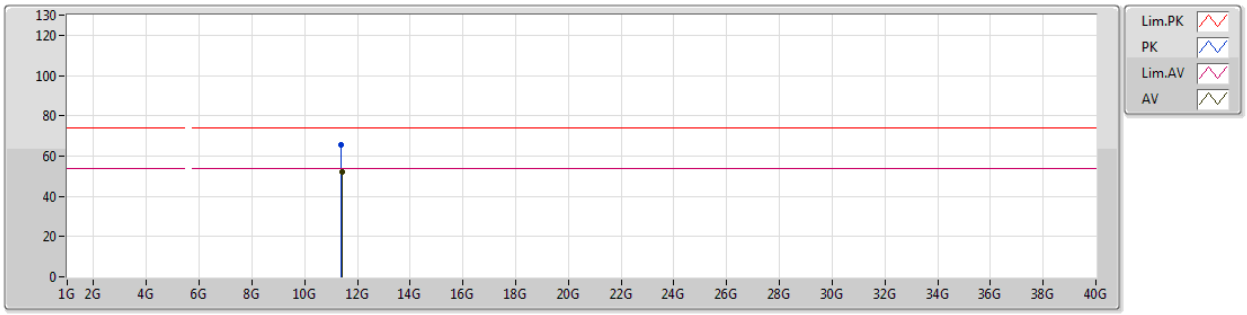

Type	Freq	Level	Limit	Margin	Factor	Dist	Condition	Azimuth	Height	Comments
	(Hz)	(dBuV/m)	(dBuV/m)	(dB)	(dB)	(m)		(°)	(m)	
AV	11.40144G	51.94	54.00	-2.06	15.16	3	Horizontal	139	1.79	-
PK	11.40048G	65.33	74.00	-8.67	15.16	3	Horizontal	139	1.79	-

802.11n HT20_Nss1,(MCS0)_1TX

5720MHz Straddle 5.47-5.725GHz_TX

19/11/2018

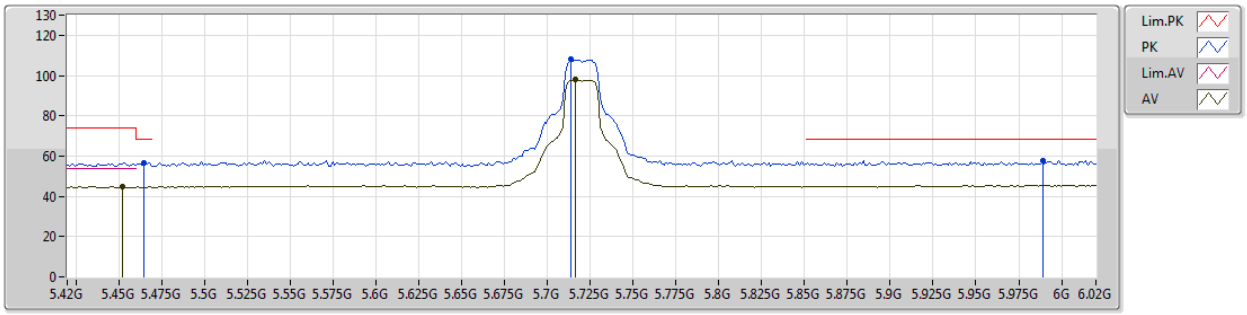

Type	Freq	Level	Limit	Margin	Factor	Dist	Condition	Azimuth	Height	Comments
	(Hz)	(dBuV/m)	(dBuV/m)	(dB)	(dB)	(m)		(°)	(m)	
AV	5.4524G	44.81	54.00	-9.19	4.23	3	Vertical	244	2.58	-
AV	5.7164G	97.88	Inf	-Inf	4.66	3	Vertical	244	2.58	-
PK	5.4644G	56.80	68.20	-11.40	4.26	3	Vertical	244	2.58	-
PK	5.714G	108.03	Inf	-Inf	4.66	3	Vertical	244	2.58	-
PK	5.9888G	57.51	68.20	-10.69	5.08	3	Vertical	244	2.58	-

802.11n HT20_Nss1,(MCS0)_1TX

5720MHz Straddle 5.47-5.725GHz_TX

19/11/2018

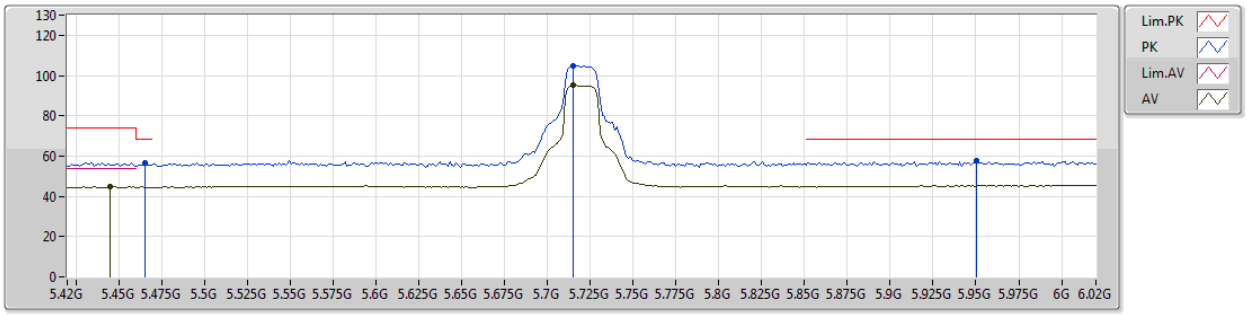

Type	Freq	Level	Limit	Margin	Factor	Dist	Condition	Azimuth	Height	Comments
	(Hz)	(dBuV/m)	(dBuV/m)	(dB)	(dB)	(m)		(°)	(m)	
AV	5.4452G	44.71	54.00	-9.29	4.22	3	Horizontal	358	2.80	-
AV	5.7152G	95.23	Inf	-Inf	4.66	3	Horizontal	358	2.80	-
PK	5.4656G	56.84	68.20	-11.36	4.26	3	Horizontal	358	2.80	-
PK	5.7152G	104.67	Inf	-Inf	4.66	3	Horizontal	358	2.80	-
PK	5.9504G	57.48	68.20	-10.72	5.02	3	Horizontal	358	2.80	-

802.11n HT20_Nss1,(MCS0)_1TX

5720MHz Straddle 5.47-5.725GHz_TX

19/11/2018

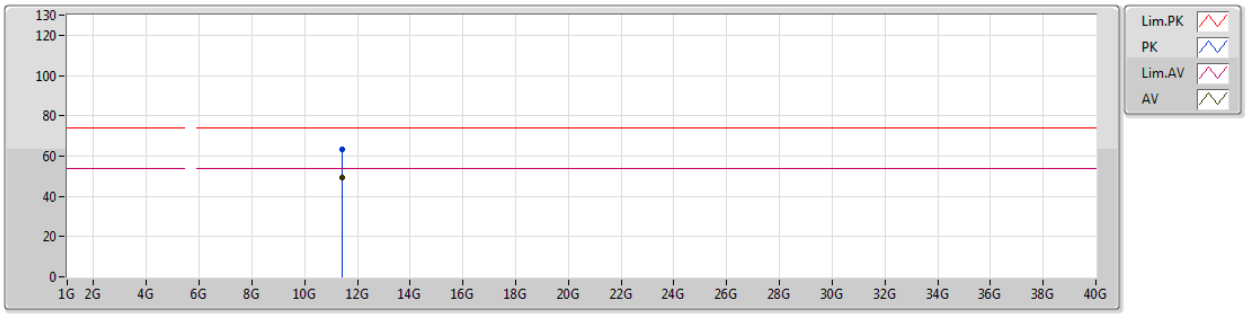

Type	Freq	Level	Limit	Margin	Factor	Dist	Condition	Azimuth	Height	Comments
	(Hz)	(dBuV/m)	(dBuV/m)	(dB)	(dB)	(m)		(°)	(m)	
AV	11.44138G	49.24	54.00	-4.76	15.11	3	Vertical	342	1.77	-
PK	11.43652G	63.04	74.00	-10.96	15.12	3	Vertical	342	1.77	-

802.11n HT20_Nss1,(MCS0)_1TX

5720MHz Straddle 5.47-5.725GHz_TX

19/11/2018

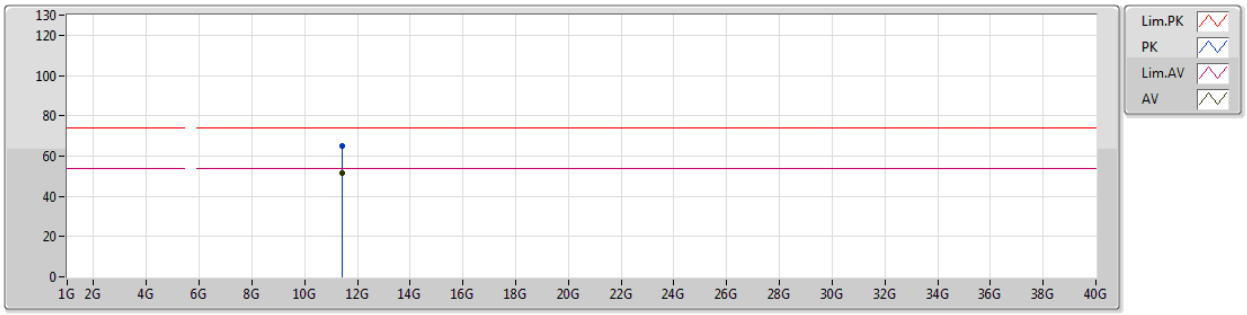

Type	Freq	Level	Limit	Margin	Factor	Dist	Condition	Azimuth	Height	Comments
	(Hz)	(dBuV/m)	(dBuV/m)	(dB)	(dB)	(m)		(°)	(m)	
AV	11.44162G	51.74	54.00	-2.26	15.11	3	Horizontal	137	1.69	-
PK	11.43886G	65.01	74.00	-8.99	15.11	3	Horizontal	137	1.69	-

802.11n HT20_Nss1,(MCS0)_1TX

5745MHz_TX

19/11/2018

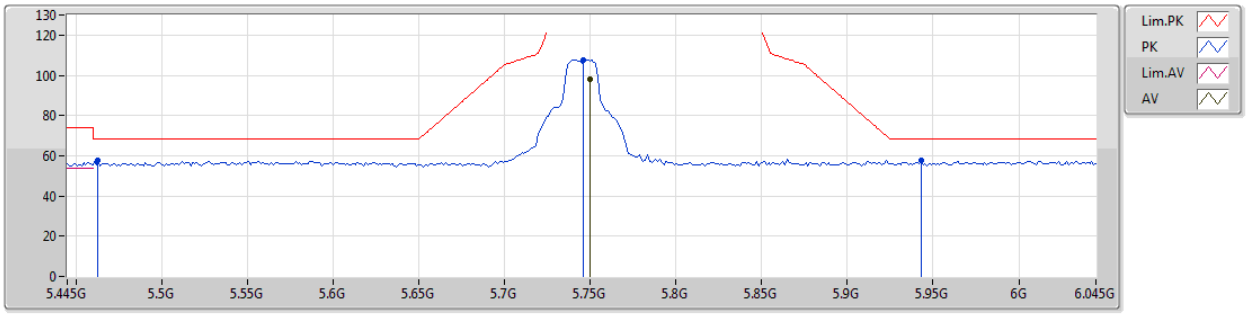

Type	Freq	Level	Limit	Margin	Factor	Dist	Condition	Azimuth	Height	Comments
	(Hz)	(dBuV/m)	(dBuV/m)	(dB)	(dB)	(m)		(°)	(m)	
AV	5.7498G	97.98	Inf	-Inf	4.71	3	Vertical	249	2.56	-
PK	5.463G	57.68	68.20	-10.52	4.26	3	Vertical	249	2.56	-
PK	5.7462G	107.86	Inf	-Inf	4.70	3	Vertical	249	2.56	-
PK	5.943G	57.55	68.20	-10.65	5.02	3	Vertical	249	2.56	-

802.11n HT20_Nss1,(MCS0)_1TX

5745MHz_TX

19/11/2018

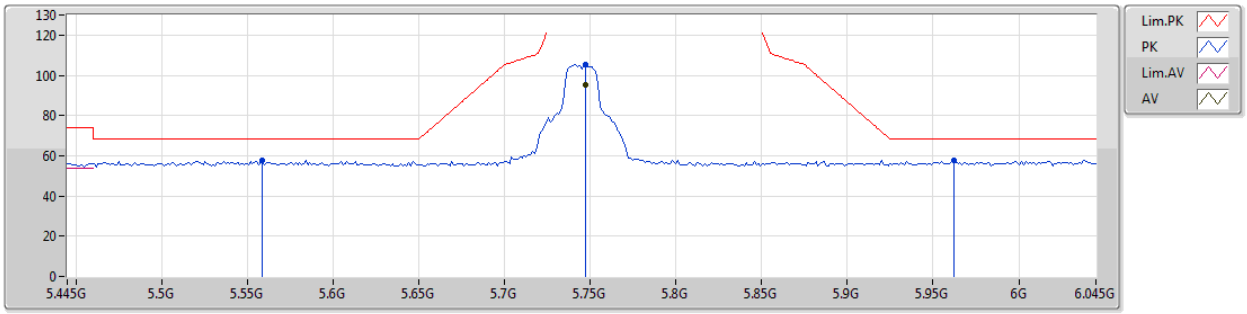

Type	Freq	Level	Limit	Margin	Factor	Dist	Condition	Azimuth	Height	Comments
	(Hz)	(dBuV/m)	(dBuV/m)	(dB)	(dB)	(m)		(°)	(m)	
AV	5.7474G	95.12	Inf	-Inf	4.71	3	Horizontal	359	2.78	-
PK	5.559G	57.97	68.20	-10.23	4.40	3	Horizontal	359	2.78	-
PK	5.7474G	105.20	Inf	-Inf	4.71	3	Horizontal	359	2.78	-
PK	5.9622G	57.62	68.20	-10.58	5.04	3	Horizontal	359	2.78	-

802.11n HT20_Nss1,(MCS0)_1TX

5745MHz_TX

19/11/2018

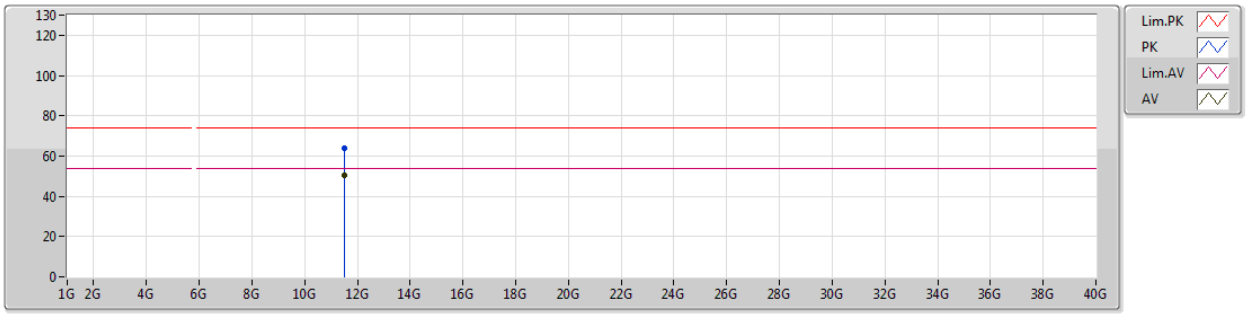

Type	Freq	Level	Limit	Margin	Factor	Dist	Condition	Azimuth	Height	Comments
	(Hz)	(dBuV/m)	(dBuV/m)	(dB)	(dB)	(m)		(°)	(m)	
AV	11.48868G	50.36	54.00	-3.64	15.05	3	Vertical	345	1.94	-
PK	11.48886G	64.03	74.00	-9.97	15.05	3	Vertical	345	1.94	-

802.11n HT20_Nss1,(MCS0)_1TX

5745MHz_TX

19/11/2018

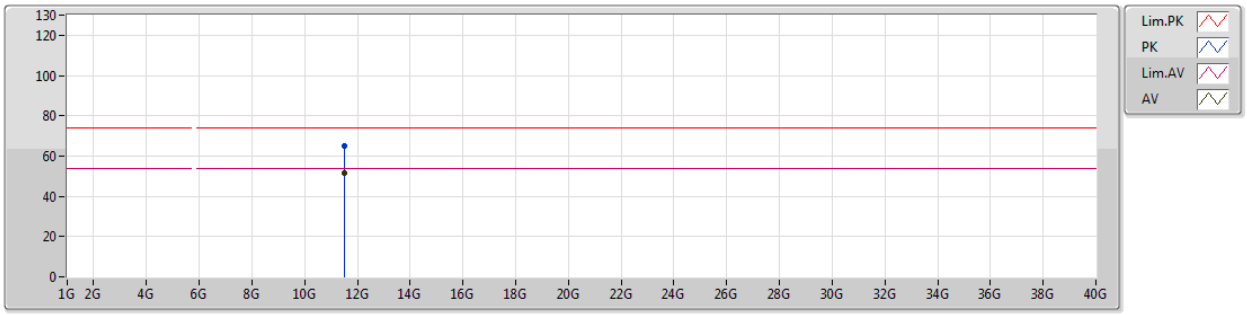

Type	Freq	Level	Limit	Margin	Factor	Dist	Condition	Azimuth	Height	Comments
	(Hz)	(dBuV/m)	(dBuV/m)	(dB)	(dB)	(m)		(°)	(m)	
AV	11.49048G	51.83	54.00	-2.17	15.05	3	Horizontal	139	1.75	-
PK	11.49126G	65.13	74.00	-8.87	15.05	3	Horizontal	139	1.75	-

802.11n HT20_Nss1,(MCS0)_1TX

5785MHz_TX

19/11/2018

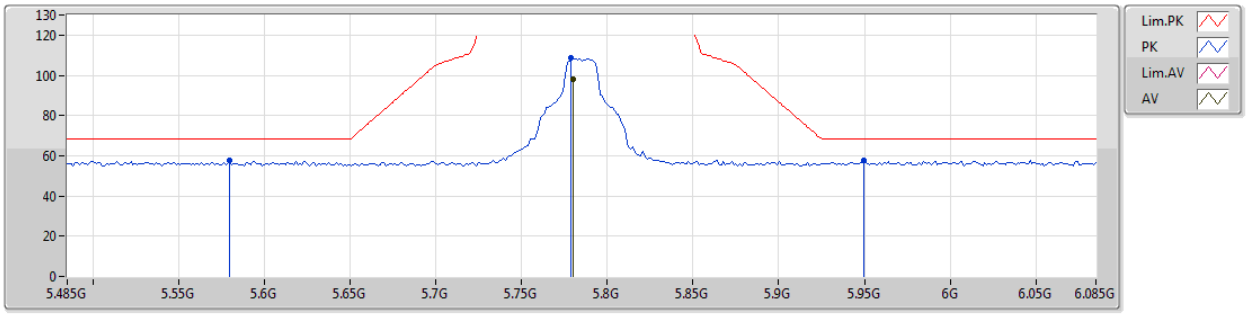

Type	Freq	Level	Limit	Margin	Factor	Dist	Condition	Azimuth	Height	Comments
	(Hz)	(dBuV/m)	(dBuV/m)	(dB)	(dB)	(m)		(°)	(m)	
AV	5.7802G	98.33	Inf	-Inf	4.75	3	Vertical	250	2.53	-
PK	5.5798G	57.72	68.20	-10.48	4.44	3	Vertical	250	2.53	-
PK	5.779G	108.77	Inf	-Inf	4.75	3	Vertical	250	2.53	-
PK	5.9494G	57.85	68.20	-10.35	5.03	3	Vertical	250	2.53	-

802.11n HT20_Nss1,(MCS0)_1TX

5785MHz_TX

19/11/2018

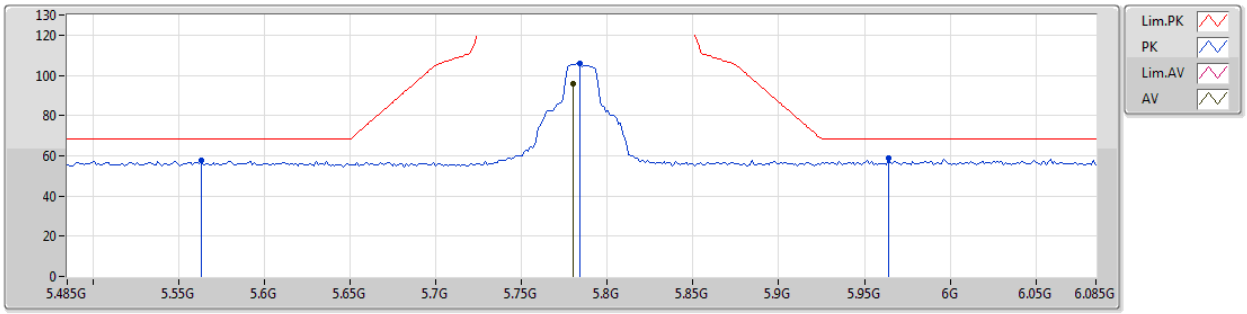

Type	Freq	Level	Limit	Margin	Factor	Dist	Condition	Azimuth	Height	Comments
	(Hz)	(dBuV/m)	(dBuV/m)	(dB)	(dB)	(m)		(°)	(m)	
AV	5.7802G	95.92	Inf	-Inf	4.75	3	Horizontal	1	2.99	-
PK	5.563G	57.74	68.20	-10.46	4.42	3	Horizontal	1	2.99	-
PK	5.7838G	105.92	Inf	-Inf	4.76	3	Horizontal	1	2.99	-
PK	5.9638G	58.71	68.20	-9.49	5.05	3	Horizontal	1	2.99	-

802.11n HT20_Nss1,(MCS0)_1TX

5785MHz_TX

19/11/2018

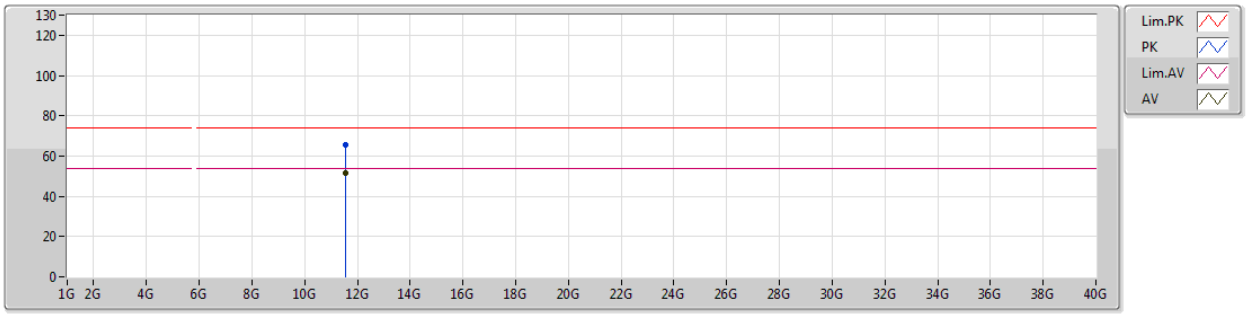

Type	Freq	Level	Limit	Margin	Factor	Dist	Condition	Azimuth	Height	Comments
	(Hz)	(dBuV/m)	(dBuV/m)	(dB)	(dB)	(m)		(°)	(m)	
AV	11.56916G	51.65	54.00	-2.35	14.96	3	Vertical	30	2.99	-
PK	11.56796G	65.46	74.00	-8.54	14.96	3	Vertical	30	2.99	-

802.11n HT20_Nss1,(MCS0)_1TX

5785MHz_TX

19/11/2018

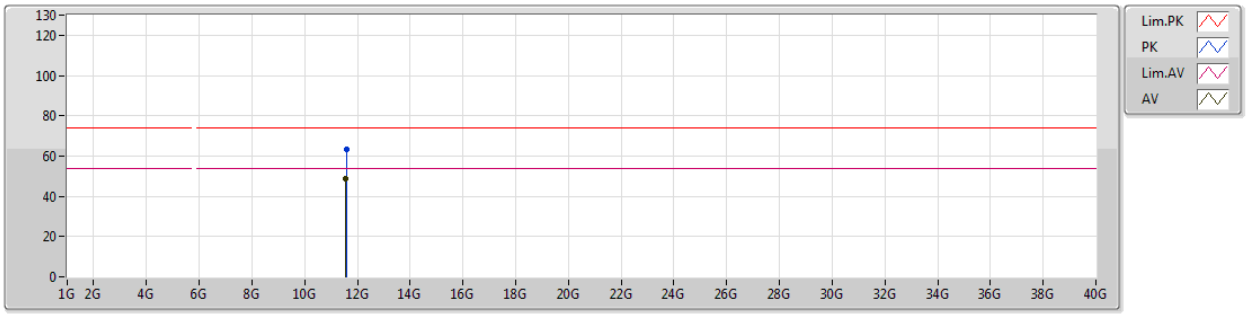

Type	Freq	Level	Limit	Margin	Factor	Dist	Condition	Azimuth	Height	Comments
	(Hz)	(dBuV/m)	(dBuV/m)	(dB)	(dB)	(m)		(°)	(m)	
AV	11.5721G	48.83	54.00	-5.17	14.95	3	Horizontal	12	1.72	-
PK	11.57942G	63.45	74.00	-10.55	14.95	3	Horizontal	12	1.72	-

802.11n HT20_Nss1,(MCS0)_1TX

5825MHz_TX

19/11/2018

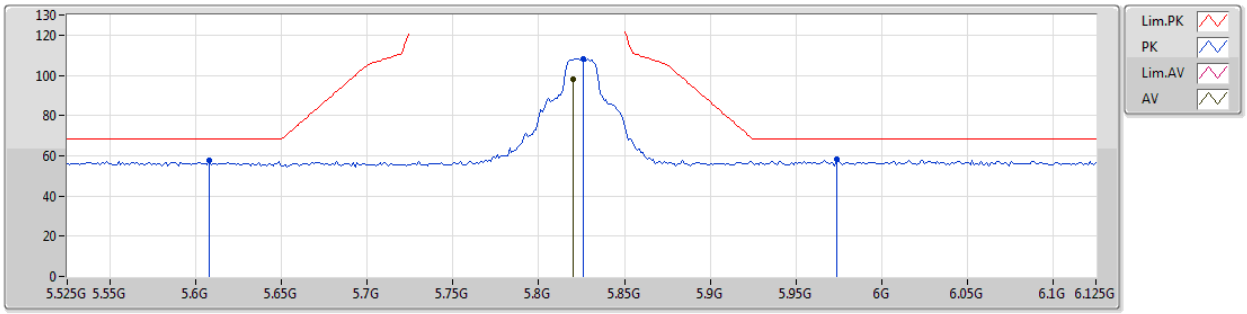

Type	Freq	Level	Limit	Margin	Factor	Dist	Condition	Azimuth	Height	Comments
	(Hz)	(dBuV/m)	(dBuV/m)	(dB)	(dB)	(m)		(°)	(m)	
AV	5.8202G	98.25	Inf	-Inf	4.82	3	Vertical	244	2.52	-
PK	5.6078G	57.47	68.20	-10.73	4.48	3	Vertical	244	2.52	-
PK	5.8262G	108.42	Inf	-Inf	4.83	3	Vertical	244	2.52	-
PK	5.9738G	58.24	68.20	-9.96	5.06	3	Vertical	244	2.52	-

802.11n HT20_Nss1,(MCS0)_1TX

5825MHz_TX

19/11/2018

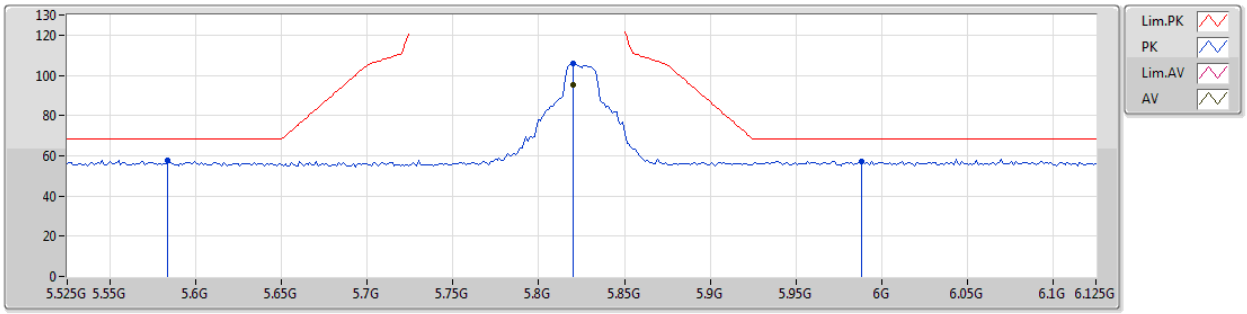

Type	Freq	Level	Limit	Margin	Factor	Dist	Condition	Azimuth	Height	Comments
	(Hz)	(dBuV/m)	(dBuV/m)	(dB)	(dB)	(m)		(°)	(m)	
AV	5.8202G	95.53	Inf	-Inf	4.82	3	Horizontal	359	2.83	-
PK	5.5838G	57.64	68.20	-10.56	4.44	3	Horizontal	359	2.83	-
PK	5.8202G	105.75	Inf	-Inf	4.82	3	Horizontal	359	2.83	-
PK	5.9882G	57.35	68.20	-10.85	5.08	3	Horizontal	359	2.83	-

802.11n HT20_Nss1,(MCS0)_1TX

5825MHz_TX

19/11/2018

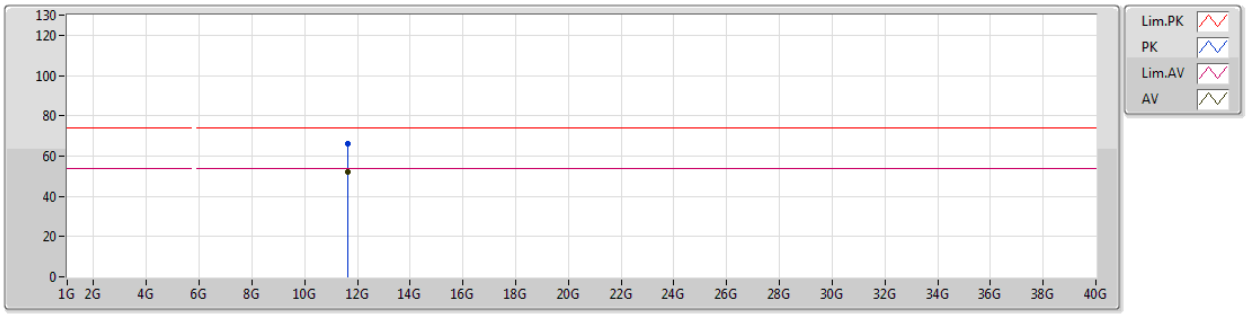

Type	Freq	Level	Limit	Margin	Factor	Dist	Condition	Azimuth	Height	Comments
	(Hz)	(dBuV/m)	(dBuV/m)	(dB)	(dB)	(m)		(°)	(m)	
AV	11.6506G	51.87	54.00	-2.13	14.87	3	Vertical	15	1.01	-
PK	11.65036G	66.36	74.00	-7.64	14.87	3	Vertical	15	1.01	-

802.11n HT20_Nss1,(MCS0)_1TX

5825MHz_TX

19/11/2018

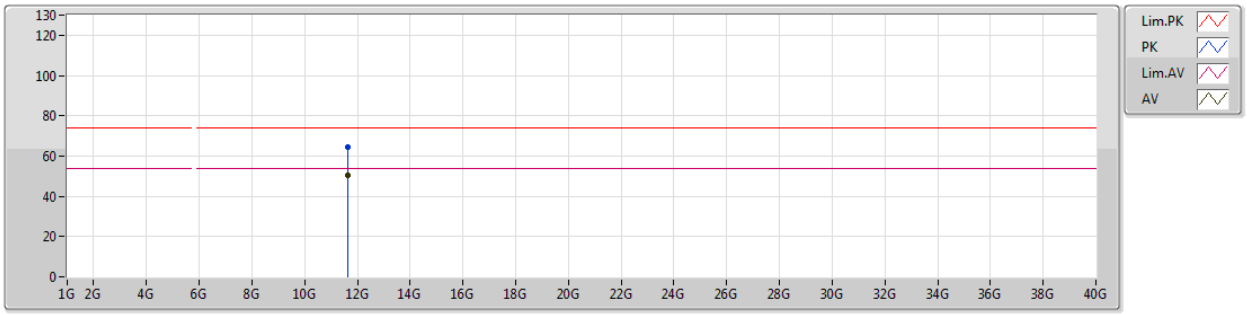

Type	Freq	Level	Limit	Margin	Factor	Dist	Condition	Azimuth	Height	Comments
	(Hz)	(dBuV/m)	(dBuV/m)	(dB)	(dB)	(m)		(°)	(m)	
AV	11.64958G	50.59	54.00	-3.41	14.87	3	Horizontal	315	1.78	-
PK	11.65096G	64.25	74.00	-9.75	14.87	3	Horizontal	315	1.78	-

Summary

Mode	Result	Type	Freq (Hz)	Level (dBuV/m)	Limit (dBuV/m)	Margin (dB)	Factor (dB)	Dist (m)	Condition	Azimuth (°)	Height (m)	Comments
5.725-5.85GHz	-	-	-	-	-	-	-	-	-	-	-	-
802.11n HT20_Nss1,(MCS0)_1TX	Pass	PK	142.52M	39.29	43.50	-4.21	-9.77	3	Horizontal	0	1.00	-

Result

Mode	Result	Type	Freq (Hz)	Level (dBuV/m)	Limit (dBuV/m)	Margin (dB)	Factor (dB)	Dist (m)	Condition	Azimuth (°)	Height (m)	Comments
802.11n HT20_Nss1,(MCS0)_1TX	-	-	-	-	-	-	-	-	-	-	-	-
5785MHz	Pass	PK	127M	38.65	43.50	-4.85	-8.93	3	Vertical	360	1.00	-
5785MHz	Pass	PK	99.84M	34.49	43.50	-9.01	-10.34	3	Vertical	360	1.00	-
5785MHz	Pass	PK	231.76M	36.06	46.00	-9.94	-9.12	3	Vertical	360	1.00	-
5785MHz	Pass	PK	365.62M	32.54	46.00	-13.46	-4.44	3	Vertical	360	1.00	-
5785MHz	Pass	PK	600.36M	32.39	46.00	-13.61	-0.91	3	Vertical	360	1.00	-
5785MHz	Pass	PK	720.64M	30.95	46.00	-15.05	0.37	3	Vertical	360	1.00	-
5785MHz	Pass	PK	720.64M	30.95	46.00	-15.05	0.37	3	Vertical	360	1.00	-
5785MHz	Pass	PK	142.52M	39.29	43.50	-4.21	-9.77	3	Horizontal	0	1.00	-
5785MHz	Pass	PK	324.88M	34.51	46.00	-11.49	-5.38	3	Horizontal	0	1.00	-
5785MHz	Pass	PK	534.4M	31.30	46.00	-14.70	-1.65	3	Horizontal	0	1.00	-
5785MHz	Pass	PK	722.58M	33.02	46.00	-12.98	0.44	3	Horizontal	0	1.00	-
5785MHz	Pass	QP	165.8M	37.80	43.50	-5.70	-10.50	3	Horizontal	200	1.76	-
5785MHz	Pass	QP	231.76M	36.16	46.00	-9.84	-9.12	3	Horizontal	229	1.30	-

802.11n HT20_Nss1,(MCS0)_1RX

5785MHz_USB

30/11/2018

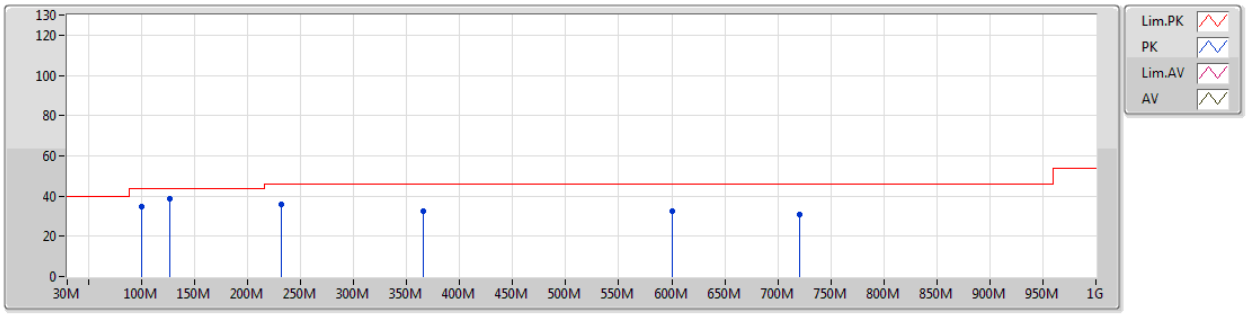

Type	Freq	Level	Limit	Margin	Factor	Dist	Condition	Azimuth	Height	Comments
	(Hz)	(dBuV/m)	(dBuV/m)	(dB)	(dB)	(m)		(°)	(m)	
PK	127M	38.65	43.50	-4.85	-8.93	3	Vertical	360	1.00	-
PK	99.84M	34.49	43.50	-9.01	-10.34	3	Vertical	360	1.00	-
PK	231.76M	36.06	46.00	-9.94	-9.12	3	Vertical	360	1.00	-
PK	365.62M	32.54	46.00	-13.46	-4.44	3	Vertical	360	1.00	-
PK	600.36M	32.39	46.00	-13.61	-0.91	3	Vertical	360	1.00	-
PK	720.64M	30.95	46.00	-15.05	0.37	3	Vertical	360	1.00	-
PK	720.64M	30.95	46.00	-15.05	0.37	3	Vertical	360	1.00	-

802.11n HT20_Nss1,(MCS0)_1RX

5785MHz_USB

30/11/2018

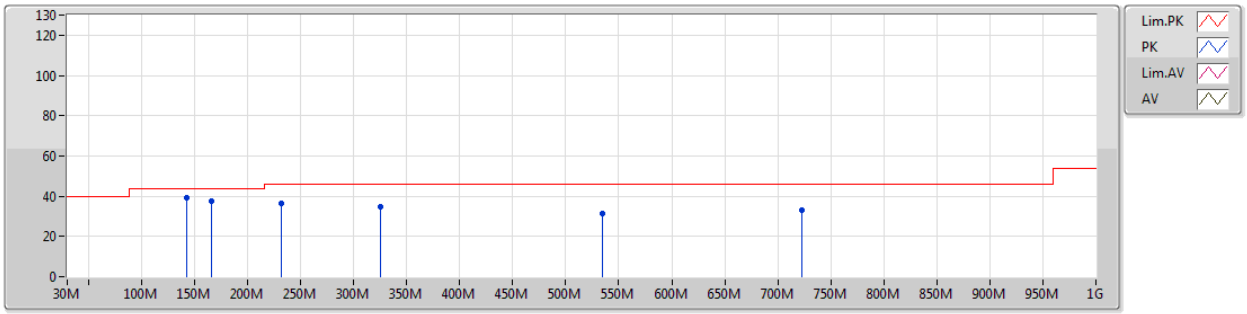

Type	Freq	Level	Limit	Margin	Factor	Dist	Condition	Azimuth	Height	Comments
	(Hz)	(dBuV/m)	(dBuV/m)	(dB)	(dB)	(m)		(°)	(m)	
PK	142.52M	39.29	43.50	-4.21	-9.77	3	Horizontal	0	1.00	-
PK	324.88M	34.51	46.00	-11.49	-5.38	3	Horizontal	0	1.00	-
PK	534.4M	31.30	46.00	-14.70	-1.65	3	Horizontal	0	1.00	-
PK	722.58M	33.02	46.00	-12.98	0.44	3	Horizontal	0	1.00	-
QP	165.8M	37.80	43.50	-5.70	-10.50	3	Horizontal	200	1.76	-
QP	231.76M	36.16	46.00	-9.84	-9.12	3	Horizontal	229	1.30	-

Summary

Mode	Result	Type	Freq (Hz)	Level (dBuV/m)	Limit (dBuV/m)	Margin (dB)	Factor (dB)	Dist (m)	Condition	Azimuth (°)	Height (m)	Comments
5.725-5.85GHz	-	-	-	-	-	-	-	-	-	-	-	-
802.11n HT20_Nss1,(MCS0)_1TX	Pass	AV	1.59G	47.68	54.00	-6.32	-4.73	3	Vertical	360	1.00	-

Result

Mode	Result	Type	Freq (Hz)	Level (dBuV/m)	Limit (dBuV/m)	Margin (dB)	Factor (dB)	Dist (m)	Condition	Azimuth (°)	Height (m)	Comments
802.11n HT20_Nss1,(MCS0)_1TX	-	-	-	-	-	-	-	-	-	-	-	-
5785MHz	Pass	AV	1.59G	47.68	54.00	-6.32	-4.73	3	Vertical	360	1.00	-
5785MHz	Pass	AV	2.65G	43.38	54.00	-10.62	-1.91	3	Vertical	360	1.00	-
5785MHz	Pass	AV	3.73G	41.68	54.00	-12.32	0.35	3	Vertical	360	1.00	-
5785MHz	Pass	PK	1.59G	57.55	74.00	-16.45	-4.73	3	Vertical	360	1.00	-
5785MHz	Pass	PK	2.65G	52.18	74.00	-21.82	-1.91	3	Vertical	360	1.00	-
5785MHz	Pass	PK	3.73G	51.38	74.00	-22.62	0.35	3	Vertical	360	1.00	-
5785MHz	Pass	AV	1.59G	47.51	54.00	-6.49	-4.73	3	Horizontal	0	1.00	-
5785MHz	Pass	AV	2.66G	39.75	54.00	-14.25	-1.88	3	Horizontal	0	1.00	-
5785MHz	Pass	AV	3.72G	36.61	54.00	-17.39	0.34	3	Horizontal	0	1.00	-
5785MHz	Pass	PK	1.59G	57.33	74.00	-16.67	-4.73	3	Horizontal	0	1.00	-
5785MHz	Pass	PK	2.66G	49.33	74.00	-24.67	-1.88	3	Horizontal	0	1.00	-
5785MHz	Pass	PK	3.72G	46.68	74.00	-27.32	0.34	3	Horizontal	0	1.00	-

802.11n HT20_Nss1,(MCS0)_1RX

5785MHz_RX

30/11/2018

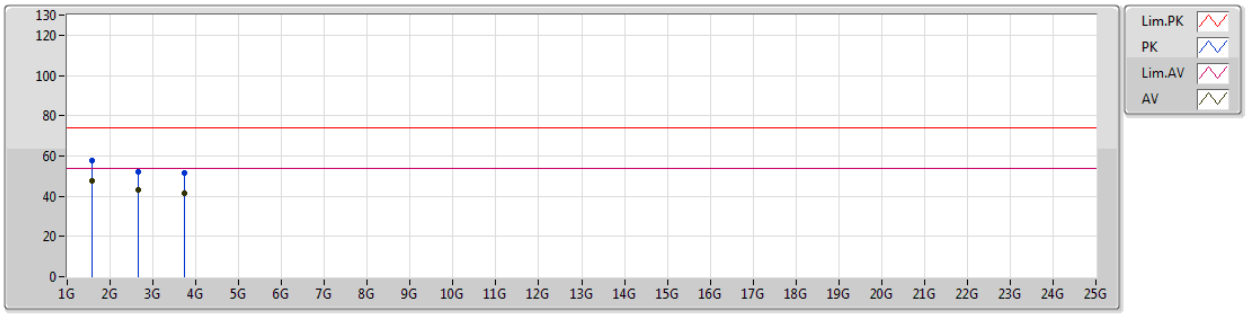

Type	Freq	Level	Limit	Margin	Factor	Dist	Condition	Azimuth	Height	Comments
	(Hz)	(dBuV/m)	(dBuV/m)	(dB)	(dB)	(m)		(°)	(m)	
AV	1.59G	47.68	54.00	-6.32	-4.73	3	Vertical	360	1.00	-
AV	2.65G	43.38	54.00	-10.62	-1.91	3	Vertical	360	1.00	-
AV	3.73G	41.68	54.00	-12.32	0.35	3	Vertical	360	1.00	-
PK	1.59G	57.55	74.00	-16.45	-4.73	3	Vertical	360	1.00	-
PK	2.65G	52.18	74.00	-21.82	-1.91	3	Vertical	360	1.00	-
PK	3.73G	51.38	74.00	-22.62	0.35	3	Vertical	360	1.00	-

802.11n HT20_Nss1,(MCS0)_1RX

5785MHz_RX

30/11/2018

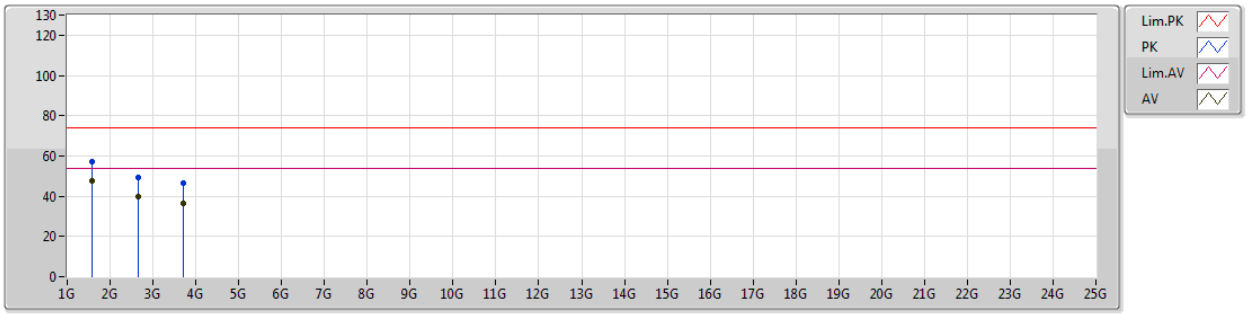

Type	Freq	Level	Limit	Margin	Factor	Dist	Condition	Azimuth	Height	Comments
	(Hz)	(dBuV/m)	(dBuV/m)	(dB)	(dB)	(m)		(°)	(m)	
AV	1.59G	47.51	54.00	-6.49	-4.73	3	Horizontal	0	1.00	-
AV	2.66G	39.75	54.00	-14.25	-1.88	3	Horizontal	0	1.00	-
AV	3.72G	36.61	54.00	-17.39	0.34	3	Horizontal	0	1.00	-
PK	1.59G	57.33	74.00	-16.67	-4.73	3	Horizontal	0	1.00	-
PK	2.66G	49.33	74.00	-24.67	-1.88	3	Horizontal	0	1.00	-
PK	3.72G	46.68	74.00	-27.32	0.34	3	Horizontal	0	1.00	-