Testing Laboratory 1190

NCC RADIO TEST REPORT

Equipment	:	AC750 Wi-Fi 訊號延伸器
Brand Name	:	tp-link
Model Name	:	RE205
Applicant	:	聯洲國際有限公司 新北市板橋區中山路一段 156 號 13 樓
Manufacturer	:	普聯技術有限公司 深圳市南山區深南路科技園工業廠房 24 棟南段 1,3,4,5 層，28 棟 1-4 層
Standard	:	LP0002 Section 4.7 (2018-01-10)

The product was received on Nov. 13, 2019, and testing was started from Nov. 26, 2019 and completed on May 25, 2020. We, SPORTON INTERNATIONAL INC. EMC & Wireless Communications Laboratory, would like to declare that the tested sample has been evaluated in accordance with the procedures given in ANSI C63.10-2013 and shown compliance with the applicable technical standards.

The report must not be used by the client to claim product certification, approval, or endorsement by TAF or any agency of government.

The test results in this report apply exclusively to the tested model / sample. Without written approval of SPORTON INTERNATIONAL INC. EMC & Wireless Communications Laboratory, the test report shall not be reproduced except in full.

Approved by: Cliff Chang

SPORTON INTERNATIONAL INC. EMC & Wireless Communications Laboratory
No. 52, Huaya 1st Rd., Guishan Dist., Taoyuan City, Taiwan (R.O.C.)

Table of Contents

History of this test report **3**

Summary of Test Result **4**

1 General Description **5**

1.1 Information 5
1.2 Applicable Standards 9
1.3 Testing Location Information 9
1.4 Measurement Uncertainty 10

2 Test Configuration of EUT **11**

2.1 Test Channel Mode 11
2.2 The Worst Case Measurement Configuration 13
2.3 EUT Operation during Test 14
2.4 Accessories 14
2.5 Support Equipment 15
2.6 Test Setup Diagram 16

3 Transmitter Test Result **20**

3.1 AC Power-line Conducted Emissions 20
3.2 Emission Bandwidth 22
3.3 Maximum Conducted Output Power 23
3.4 Peak Power Spectral Density 25
3.5 Unwanted Emissions 28

4 Test Equipment and Calibration Data **34**

Appendix A. Test Results of AC Power-line Conducted Emissions

Appendix B. Test Results of Emission Bandwidth

Appendix C. Test Results of Maximum Conducted Output Power

Appendix D. Test Results of Peak Power Spectral Density

Appendix E. Test Results of Unwanted Emissions

Appendix F. Test Photos

Photographs of EUT v01

History of this test report

Report No.	Version	Description	Issued Date
TR892823-02AB	01	Initial issue of report	May 29, 2020

Summary of Test Result

Report Clause	Ref Std. Clause	Test Items	Result (PASS/FAIL)	Remark
1.1.2	4.7.8	Antenna Requirement	PASS	-
3.1	2.3	AC Power-line Conducted Emissions	PASS	-
3.2	4.7.3	Emission Bandwidth	PASS	-
3.3	4.7.3	Maximum Conducted Output Power	PASS	-
3.4	4.7.3	Peak Power Spectral Density	PASS	-
3.5	4.7.4	Unwanted Emissions	PASS	-

Declaration of Conformity:

The test results with all measurement uncertainty excluded are presented in accordance with the regulation limits or requirements declared by manufacturers.

Comments and Explanations:

1. The test configuration, test mode and test software were written in this test report are declared by the manufacturer.
2. The declared of product specification for EUT presented in the report are provided by the manufacturer, and the manufacturer takes all the responsibilities for the accuracy of product specification.

Reviewed by: Sam Chen

Report Producer: Vicky Huang

1 General Description

1.1 Information

1.1.1 RF General Information

Frequency Range (MHz)	IEEE Std. 802.11	Ch. Frequency (MHz)	Channel Number
5150-5250	a, n (HT20), ac (VHT20)	5180-5240	36-48 [4]
5250-5350		5260-5320	52-64 [4]
5470-5725		5500-5700	100-140 [11]
5725-5850		5745-5825	149-165 [5]
5150-5250	n (HT40), ac (VHT40)	5190-5230	38-46 [2]
5250-5350		5270-5310	54-62 [2]
5470-5725		5510-5670	102-134 [5]
5725-5850		5755-5795	151-159 [2]
5150-5250	ac (VHT80)	5210	42 [1]
5250-5350		5290	58 [1]
5470-5725		5530-5610	106-122 [2]
5725-5850		5775	155 [1]

Band	Mode	BWch (MHz)	Nant
5.15-5.25GHz	802.11a	20	1TX
5.15-5.25GHz	802.11n HT20	20	1TX
5.15-5.25GHz	802.11ac VHT20	20	1TX
5.15-5.25GHz	802.11n HT40	40	1TX
5.15-5.25GHz	802.11ac VHT40	40	1TX
5.15-5.25GHz	802.11ac VHT80	80	1TX
5.25-5.35GHz	802.11a	20	1TX
5.25-5.35GHz	802.11n HT20	20	1TX
5.25-5.35GHz	802.11ac VHT20	20	1TX
5.25-5.35GHz	802.11n HT40	40	1TX
5.25-5.35GHz	802.11ac VHT40	40	1TX
5.25-5.35GHz	802.11ac VHT80	80	1TX
5.47-5.725GHz	802.11a	20	1TX
5.47-5.725GHz	802.11n HT20	20	1TX
5.47-5.725GHz	802.11ac VHT20	20	1TX
5.47-5.725GHz	802.11n HT40	40	1TX

Band	Mode	BWch (MHz)	Nant
5.47-5.725GHz	802.11ac VHT40	40	1TX
5.47-5.725GHz	802.11ac VHT80	80	1TX
5.725-5.85GHz	802.11a	20	1TX
5.725-5.85GHz	802.11n HT20	20	1TX
5.725-5.85GHz	802.11ac VHT20	20	1TX
5.725-5.85GHz	802.11n HT40	40	1TX
5.725-5.85GHz	802.11ac VHT40	40	1TX
5.725-5.85GHz	802.11ac VHT80	80	1TX

Note:
- 11a, HT20 and HT40 use a combination of OFDM-BPSK, QPSK, 16QAM, 64QAM modulation.
- VHT20, VHT40, VHT80 use a combination of OFDM-BPSK, QPSK, 16QAM, 64QAM, 256QAM modulation.
- BWch is the nominal channel bandwidth.
- Nss-Min is the minimum number of spatial streams.
- Nant is the number of outputs. e.g., 2(2,3) means have 2 outputs for port 2 and port 3. 2 means have 2 outputs for port 1 and port 2.

1.1.2 Antenna Information

Ant.	2.4GHz Port	5GHz Port	Brand	Product Number	Antenna Type	Connector	Gain (dBi)
1	1	1	tp-link	3101502793	Dipole Antenna	N/A	Note1
2	2	-	tp-link	3101502792	Dipole Antenna	N/A	

Note1:

Ant.	Gain (dBi)				
	2.4GHz	5GHz Band 1	5GHz Band 2	5GHz Band 3	5GHz Band 4
1	1.95	2.2	2.3	2.6	1.9
2	1.95	-	-	-	-

Note2: The above information was declared by manufacturer.

Note3: The EUT has two antennas.

For WLAN 2.4GHz function (2TX/2RX):

Port 1 and Port 2 could transmit/receive simultaneously.

For WLAN 5GHz function (1TX/1RX):

Only Port 1 could transmit/receive.

1.1.3 Mode Test Duty Cycle

Mode	DC	DCF(dB)	T(s)	VBW(Hz) ≥ 1/T
802.11a	1	0	n/a (DC>=0.98)	n/a (DC>=0.98)
802.11ac VHT20	1	0	n/a (DC>=0.98)	n/a (DC>=0.98)
802.11ac VHT40	1	0	n/a (DC>=0.98)	n/a (DC>=0.98)
802.11ac VHT80	1	0	n/a (DC>=0.98)	n/a (DC>=0.98)

Note:
- DC is Duty Cycle.
- DCF is Duty Cycle Factor.

1.1.4 EUT Operational Condition

EUT Power Type	Internal power supply			
Beamforming Function	☐	With beamforming	☒	Without beamforming
Weather Band	☒	With 5600~5650MHz	☐	Without 5600~5650MHz
Function	☐	Outdoor P2M	☒	Indoor P2M
	☐	Fixed P2P	☐	Client
TPC Function	☒	With TPC	☐	Without TPC
Test Software Version	MT76xxE_AP.exe			

Note: The above information was declared by manufacturer.

1.1.5 Table for EUT support function

Function	Supports type
AP router	Master
Extender	Master + Slave without radar detection

Note: The EUT supports AP router and Extender mode, only Extender mode was tested and recorded in this test report by manufacturer request.

1.2 Applicable Standards

According to the specifications of the manufacturer, the EUT must comply with the requirements of the following standards:

- LP0002 Section 4.7 (2018-01-10)
- ANSI C63.10-2013
- FCC KDB 789033 D02 v02r01

The following reference test guidance is not within the scope of accreditation of TAF.

- FCC KDB 412172 D01 v01r01
- FCC KDB 414788 D01 v01r01

1.3 Testing Location Information

Testing Location							
☐	HWA YA	ADD	:	No. 52, Huaya 1st Rd., Guishan Dist., Taoyuan City, Taiwan (R.O.C.)			
		TEL	:	886-3-327-3456	FAX	:	886-3-327-0973
☒	JHUBEI	ADD	:	No.8, Lane 724, Bo-ai St., Jhubei City, HsinChu County 302, Taiwan, R.O.C.			
		TEL	:	886-3-656-9065	FAX	:	886-3-656-9085

Test Condition	Test Site No.	Test Engineer	Test Environment	Test Date
RF Conducted	TH02-CB	Justin Lin	23.2~24.1°C / 53~55%	Dec. 02, 2019
Radiated below 1GHz (For Intentional - CTX)	03CH06-CB	Stim Sung	24~24.6°C / 66~67%	May 25, 2020
Radiated below 1GHz (For Unintentional - Normal Link) Radiated above 1GHz (For Unintentional 1GHz~5th Harmonic)	03CH05-CB	Eason Chen	23.8~24.6°C / 59~62%	Nov. 26, 2019 ~ Nov. 27, 2019
Radiated above 1GHz (For Intentional 1GHz~10th Harmonic)	03CH01-CB	Justin Lin	22.4~23.6°C / 59~63%	Nov. 27, 2019 ~ Nov. 30, 2019
AC Conduction	CO02-CB	Rick Yeh	21~22°C / 50~51%	Dec. 09, 2019

Test site Designation No. TW0006 with FCC
Test site registered number IC 4086D with Industry Canada.

1.4 Measurement Uncertainty

ISO/IEC 17025 requires that an estimate of the measurement uncertainties associated with the emissions test results be included in the report. The measurement uncertainties given below are based on a 95% confidence level (based on a coverage factor (k=2)

Test Items	Uncertainty	Remark
Conducted Emission (150kHz ~ 30MHz)	2.0 dB	Confidence levels of 95%
Radiated Emission (30MHz ~ 1,000MHz)	4.3 dB	Confidence levels of 95%
Radiated Emission (1GHz ~ 18GHz)	4.3 dB	Confidence levels of 95%
Radiated Emission (18GHz ~ 40GHz)	5.1 dB	Confidence levels of 95%
Conducted Emission	2.4 dB	Confidence levels of 95%
Output Power Measurement	1.5 dB	Confidence levels of 95%
Power Density Measurement	2.4 dB	Confidence levels of 95%
Bandwidth Measurement	2%	Confidence levels of 95%

2 Test Configuration of EUT

2.1 Test Channel Mode

Mode	Power Setting
802.11a_Nss1,(6Mbps)_1TX	-
5180MHz	24
5200MHz	2D
5240MHz	28
5260MHz	27
5300MHz	27
5320MHz	23
5500MHz	1B
5580MHz	21
5700MHz	17
5745MHz	2D
5785MHz	2D
5825MHz	2D
802.11ac VHT20_Nss1,(MCS0)_1TX	-
5180MHz	24
5200MHz	2D
5240MHz	28
5260MHz	27
5300MHz	27
5320MHz	20
5500MHz	19
5580MHz	1D
5700MHz	16
5745MHz	2D
5785MHz	2D
5825MHz	2D
802.11ac VHT40_Nss1,(MCS0)_1TX	-
5190MHz	1B
5230MHz	28
5270MHz	28
5310MHz	17

Mode	Power Setting
5510MHz	11
5550MHz	20
5670MHz	1C
5755MHz	29
5795MHz	2D
802.11ac VHT80_Nss1,(MCS0)_1TX	-
5210MHz	18
5290MHz	13
5530MHz	10
5610MHz	1E
5775MHz	1D

2.2 The Worst Case Measurement Configuration

The Worst Case Mode for Following Conformance Tests	
Tests Item	AC power-line conducted emissions
Condition	AC power-line conducted measurement for line and neutral
Operating Mode	Unintentional - Normal Link
1	Extender mode

The Worst Case Mode for Following Conformance Tests	
Tests Item	Emission Bandwidth Maximum Conducted Output Power Peak Power Spectral Density
Test Condition	Conducted measurement at transmit chains

The Worst Case Mode for Following Conformance Tests	
Tests Item	Unwanted Emissions
Test Condition	Radiated measurement If EUT consist of multiple antenna assembly (multiple antenna are used in EUT regardless of spatial multiplexing MIMO configuration), the radiated test should be performed with highest antenna gain of each antenna type.
Operating Mode < 1GHz	Intentional - CTX
	The EUT was performed at Y axis and Z axis position for Unwanted Emissions intentional 1GHz~10th Harmonic test, and the worst case was found at Y axis. So the measurement will follow this same test configuration.
1	EUT in Y axis - 2.4GHz
2	EUT in Y axis - 5GHz
For operating mode 1 is the worst case and it was record in this test report.	
Operating Mode < 1GHz	Unintentional - Normal Link
1	Extender mode - EUT in Y axis
2	Extender mode - EUT in Z axis
For operating mode 1 is the worst case and it was record in this test report.	
Operating Mode > 1GHz	Unintentional 1GHz~5th Harmonic
	Extender mode - EUT in Y axis generated the worst test result for Unwanted Emissions Unintentional below 1GHz test, thus the measurement will follow this same test configuration.
1	Extender mode - EUT in Y axis

Operating Mode > 1GHz	Intentional 1GHz~10th Harmonic
	The EUT was performed at Y axis and Z axis position, and the worst case was found at Y axis. So the measurement will follow this same test configuration.
1	EUT in Y axis

Note:

The applicant declared that the accessories of this case were for measurement only and it would not be marketed. The accessories will be provided and inspected by the laboratory (or the applicant).

2.3 EUT Operation during Test

For CTX Mode:

The EUT was programmed to be in continuously transmitting mode.

For Normal Link:

During the test, the EUT operation to normal function.

2.4 Accessories

N/A

2.5 Support Equipment

For AC Conduction:

Support Equipment					
No.	**Equipment**	**Brand Name**	**Model Name**	**FCC ID**	**Remark**
A	LAN NB	DELL	E6430	N/A	Provided by Lab.
B	2.4G NB	DELL	E6430	N/A	Provided by Lab.
C	5G NB	DELL	E6430	N/A	Provided by Lab.
D	AP Router	ASUS	RP-N53	MSQ-RPN53	Provided by Lab.

For Radiated:
(Below 1GHz: Intentional-CTX):

Support Equipment					
No.	**Equipment**	**Brand Name**	**Model Name**	**FCC ID**	**Remark**
A	NB	DELL	E4300	N/A	Provided by Lab.

(Below 1GHz: Unintentional-CRX and Above 1GHz: Unintentional 1GHz~5th-CRX):

Support Equipment					
No.	**Equipment**	**Brand Name**	**Model Name**	**FCC ID**	**Remark**
A	NB	DELL	E4300	N/A	Provided by Lab.
B	NB	DELL	E4300	N/A	Provided by Lab.
C	NB	DELL	E4300	N/A	Provided by Lab.
D	WLAN AP	NETGEAR	WNDR3300v2	PY309300116	Provided by Lab.

(Above 1GHz: Intentional 1GHz~10th-CTX):

Support Equipment					
No.	**Equipment**	**Brand Name**	**Model Name**	**FCC ID**	**Remark**
A	NB	DELL	E4300	N/A	Provided by Lab.

For RF Conducted:

Support Equipment					
No.	**Equipment**	**Brand Name**	**Model Name**	**FCC ID**	**Remark**
A	NB	DELL	E4300	N/A	Provided by Lab.

2.6 Test Setup Diagram

Test Setup Diagram – AC Line Conducted Emission Test

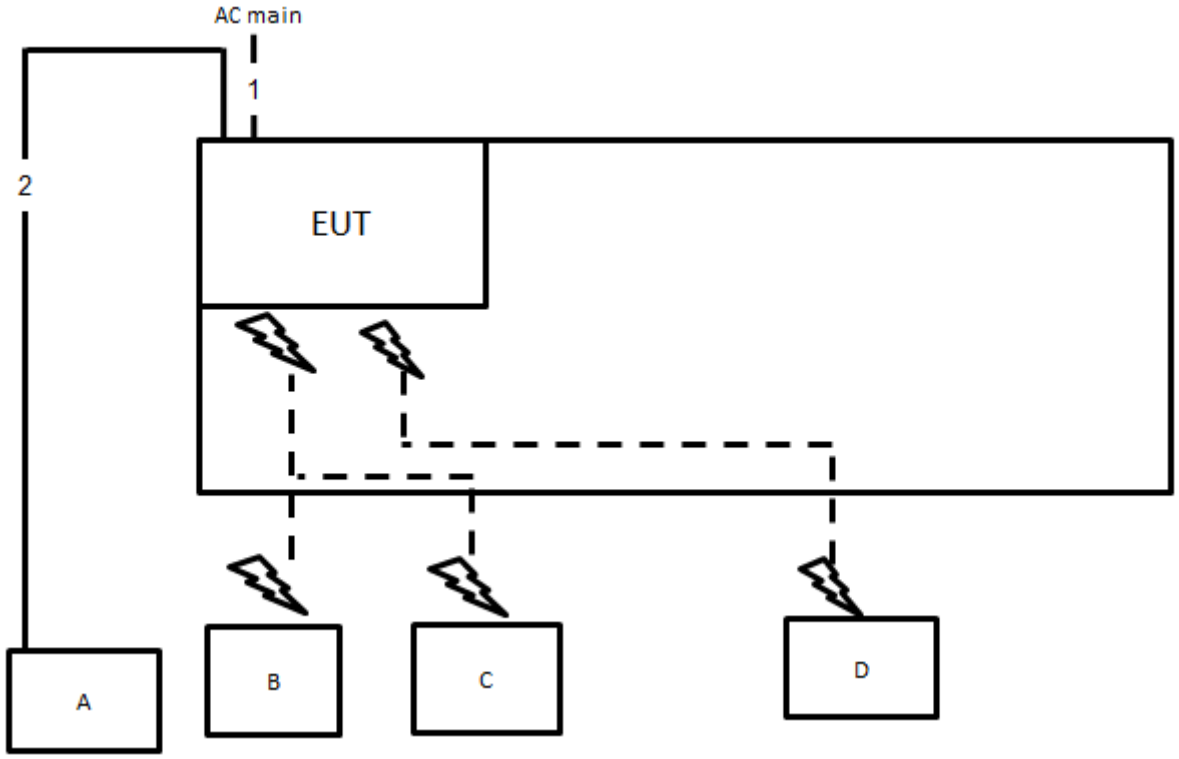

Item	Connection	Shielded	Length	Brand	Model No.	Remark
1	Power cable	No	1.8m	PowerSync	C65B10FL	Provided by Lab.
2	RJ-45 cable	No	10m	Powersync	CLN5GBR9020	Provided by Lab.

Test Setup Diagram - Radiated Test < 1GHz / Intentional-CTX

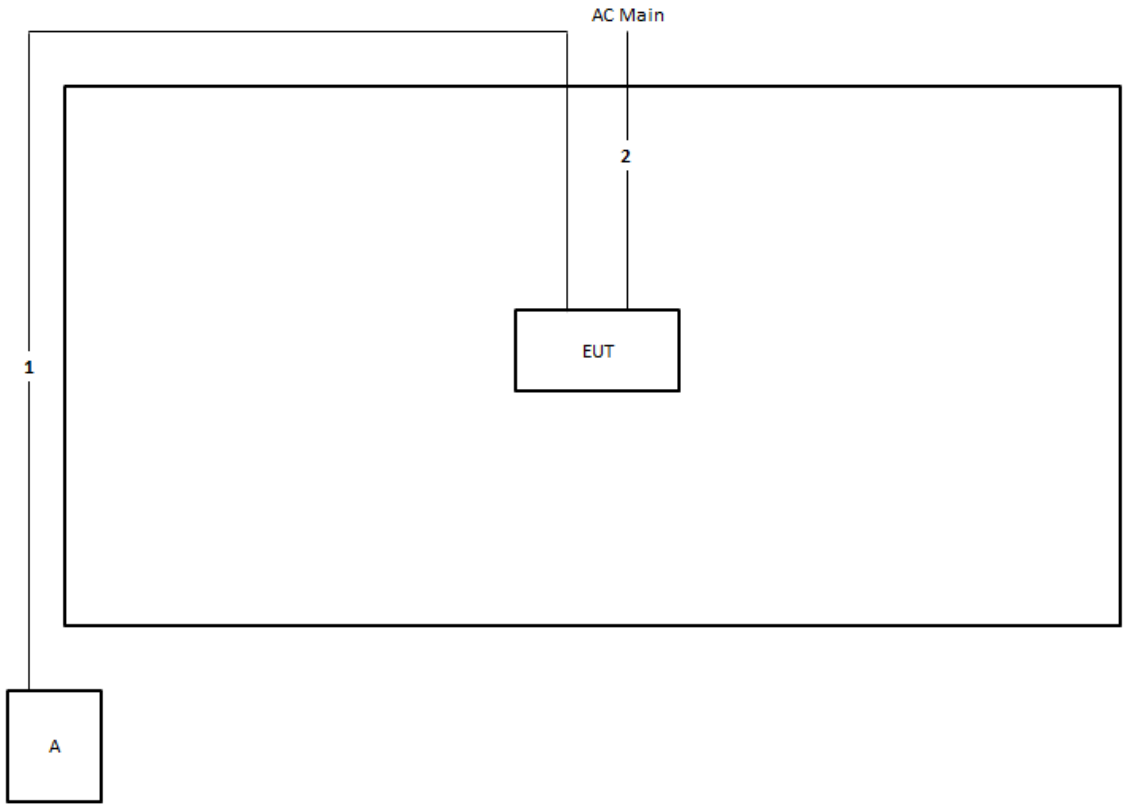

Item	Connection	Shielded	Length	Brand	Model No.	Remark
1	RJ-45 cable	No	10m	Powersync	CLN5GBR9020	Provided by Lab.
2	Power cable	No	1.8m	PowerSync	C65B10FL	Provided by Lab.

Test Setup Diagram - Radiated Test < 1GHz / Unintentional-CRX and Radiated Test > 1GHz Unintentional 1GHz~5th-CRX

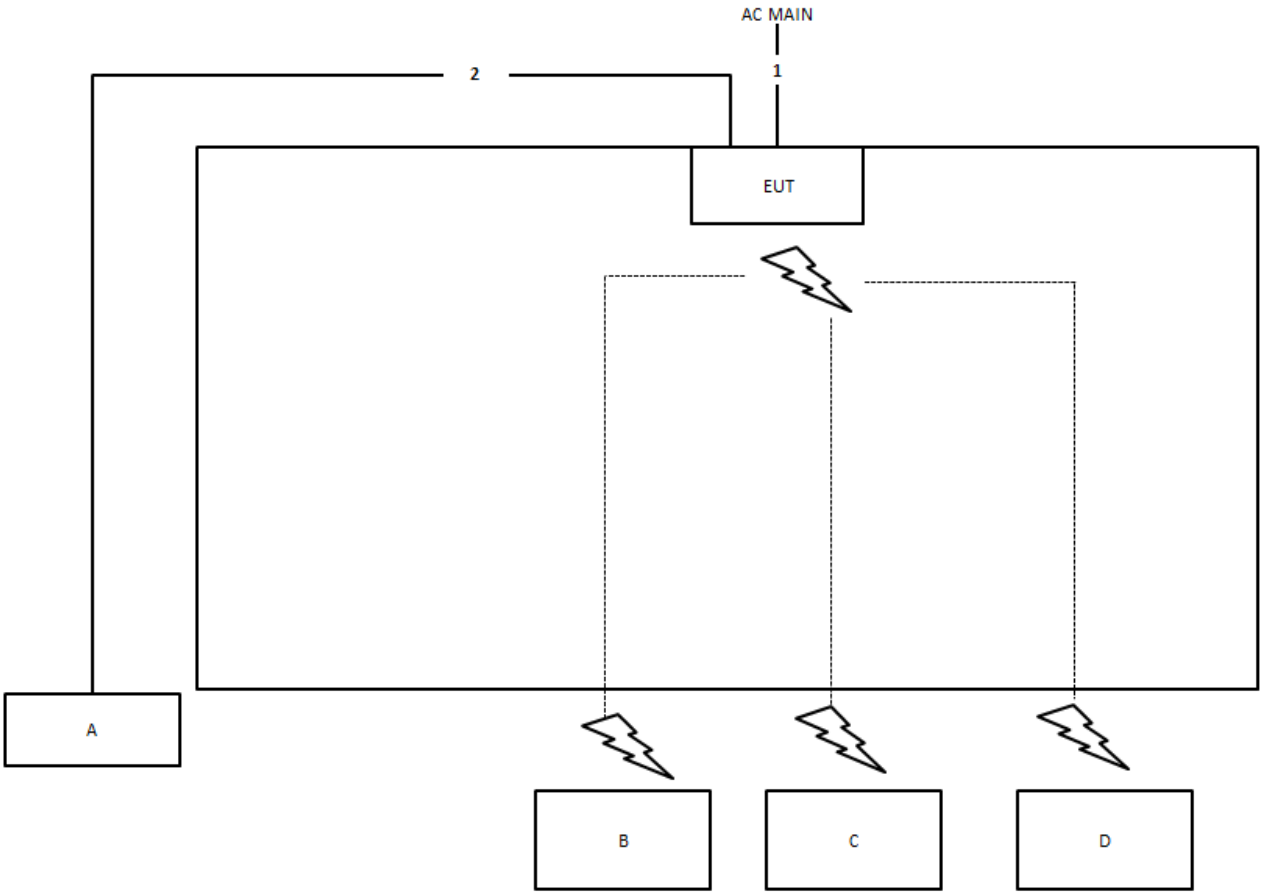

Item	Connection	Shielded	Length	Brand	Model No.	Remark
1	Power cable	No	1.8m	PowerSync	C65B10FL	Provided by Lab.
2	RJ-45 cable	No	10m	Powersync	CLN5GBR9020	Provided by Lab.

Test Setup Diagram - Radiated Test > 1GHz / Intentional 1GHz~10th-CTX

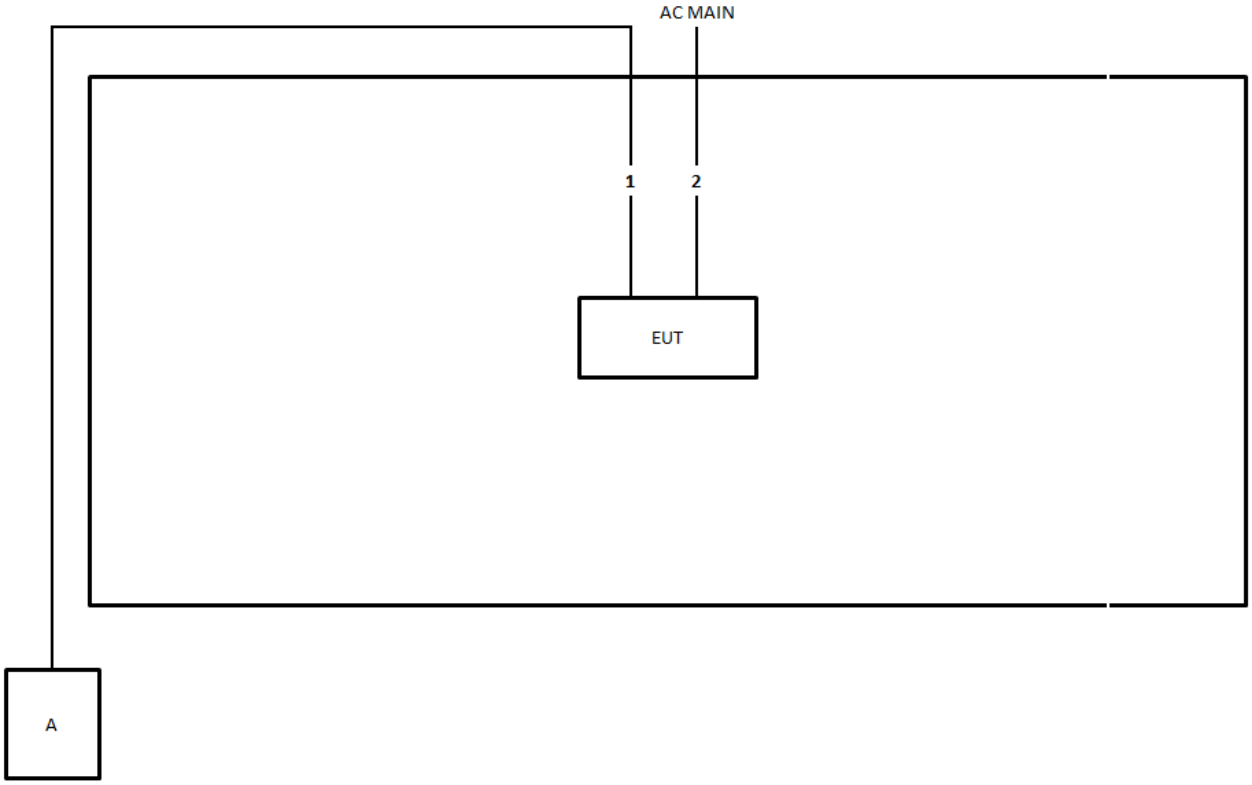

Item	Connection	Shielded	Length	Brand	Model No.	Remark
1	RJ-45 cable	No	10m	Powersync	CLN5GBR9020	Provided by Lab.
2	Power cable	No	1.8m	PowerSync	C65B10FL	Provided by Lab.

3 Transmitter Test Result

3.1 AC Power-line Conducted Emissions

3.1.1 AC Power-line Conducted Emissions Limit

AC Power-line Conducted Emissions Limit		
Frequency Emission (MHz)	**Quasi-Peak**	**Average**
0.15-0.5	66 - 56 *	56 - 46 *
0.5-5	56	46
5-30	60	50
Note 1: * Decreases with the logarithm of the frequency.		

3.1.2 Measuring Instruments

Refer a test equipment and calibration data table in this test report.

3.1.3 Test Procedures

Test Method
☒ Refer as ANSI C63.10-2013, clause 6.2 for AC power-line conducted emissions.

3.1.4 Test Setup

AC Power-line Conducted Emissions

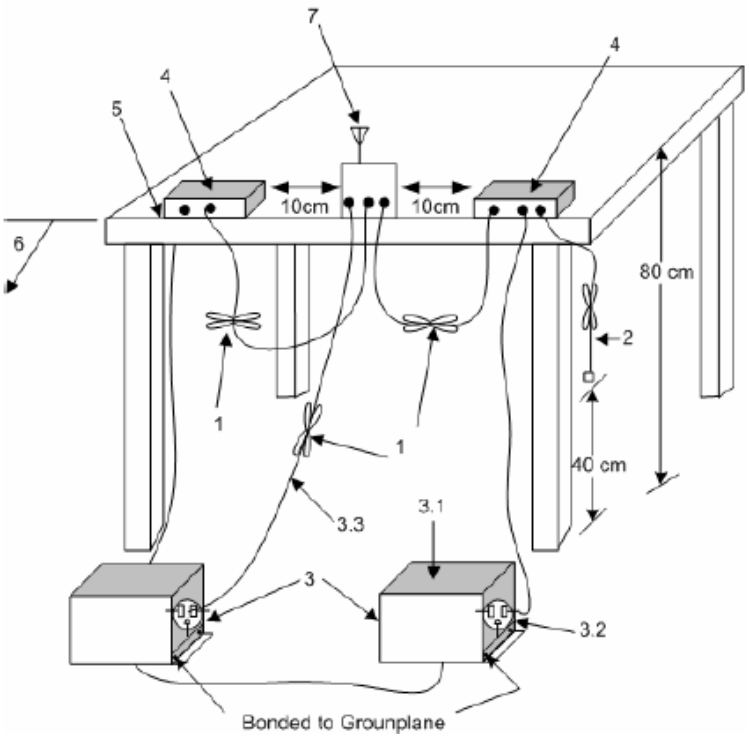

1—Interconnecting cables that hang closer than 40 cm to the ground plane shall be folded back and forth in the center forming a bundle 30 cm to 40 cm long.
2—The I/O cables that are not connected to an accessory shall be bundled in the center. The end of the cable may be terminated, if required, using the correct terminating impedance. The overall length shall not exceed 1 m.
3—EUT connected to one LISN. Unused LISN measuring port connectors shall be terminated in 50 Ω loads. LISN may be placed on top of, or immediately beneath, reference ground plane.
3.1—All other equipment powered from additional LISN(s).
3.2—A multiple-outlet strip may be used for multiple power cords of non-EUT equipment.
3.3—LISN at least 80 cm from nearest part of EUT chassis.
4—Non-EUT components of EUT system being tested.
5—Rear of EUT, including peripherals, shall all be aligned and flush with edge of tabletop.
6—Edge of tabletop shall be 40 cm removed from a vertical conducting plane that is bonded to the ground plane.
7—Antenna can be integral or detachable. If detachable, then the antenna shall be attached for this test.

3.1.5 Test Result of AC Power-line Conducted Emissions

Refer as Appendix A

3.2 Emission Bandwidth

3.2.1 Emission Bandwidth Limit

Emission Bandwidth Limit	
UNII Devices	
☒	For the 5.15-5.25 GHz band, N/A
☒	For the 5.25-5.35 GHz band, the maximum conducted output power shall not exceed the lesser of 250 mW or 11 dBm + 10 log B, where B is the 26 dB emission bandwidth in MHz.
☒	For the 5.47-5.725 GHz band, the maximum conducted output power shall not exceed the lesser of 250 mW or 11 dBm + 10 log B, where B is the 26 dB emission bandwidth in MHz.
☒	For the 5.725-5.85 GHz band, 6 dB emission bandwidth ≥ 500kHz.
LE-LAN Devices	
☐	For the band 5.15-5.25 GHz, the maximum e.i.r.p. shall not exceed 200 mW or 10 + 10 log B, dBm, whichever power is less. B is the 99% emission bandwidth in MHz.
☐	For the 5.25-5.35 GHz band, the maximum e.i.r.p. shall not exceed 1.0 W or 17 + 10 log B, dBm, whichever power is less. B is the 99% emission bandwidth in MHz
☐	For the 5.47-5.6 GHz band and 5.65-5.725 GHz band, the maximum e.i.r.p. shall not exceed 1.0 W or 17 + 10 log B, dBm, whichever power is less. B is the 99% emission bandwidth in MHz
☐	For the 5.725-5.85 GHz band, 6 dB emission bandwidth ≥ 500kHz.

3.2.2 Measuring Instruments

Refer a test equipment and calibration data table in this test report.

3.2.3 Test Procedures

Test Method		
▪	For the emission bandwidth shall be measured using one of the options below:	
	☒	Refer as FCC KDB 789033, clause C for EBW and clause D for OBW measurement.
	☐	Refer as ANSI C63.10, clause 6.9.1 for occupied bandwidth testing.
	☐	Refer as IC RSS-Gen, clause 4.6 for bandwidth testing.

3.2.4 Test Setup

Emission Bandwidth

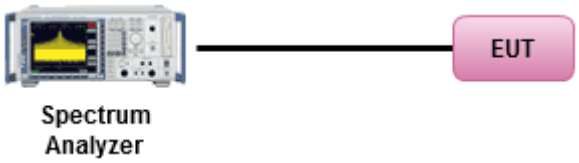

3.2.5 Test Result of Emission Bandwidth

Refer as Appendix B

3.3 Maximum Conducted Output Power

3.3.1 Maximum Conducted Output Power Limit

Maximum Conducted Output Power Limit	
UNII Devices	
☒	For the 5.15-5.25 GHz band:
	▪ Outdoor AP: the maximum conducted output power (P_{Out}) shall not exceed the lesser of 1 W. If G_{TX} > 6 dBi, then P_{Out} = 30 – (G_{TX} – 6). e.i.r.p. at any elevation angle above 30 degrees ≤ 125mW [21dBm]
	▪ Indoor AP: the maximum conducted output power (P_{Out}) shall not exceed the lesser of 1 W. If G_{TX} > 6 dBi, then P_{Out} = 30 – (G_{TX} – 6)
	▪ Point-to-point AP: the maximum conducted output power (P_{Out}) shall not exceed the lesser of 1 W If G_{TX} > 23 dBi, then P_{Out} = 30 – (G_{TX} – 23).
	▪ Mobile or Portable Client: the maximum conducted output power (P_{Out}) shall not exceed the lesser of 250 mW. If G_{TX} > 6 dBi, then P_{Out} = 24 – (G_{TX} – 6).
☒	For the 5.25-5.35 GHz band, the maximum conducted output power (P_{Out}) shall not exceed the lesser of 250 mW or 11 dBm + 10 log B, where B is the 26 dB emission bandwidth in MHz. If G_{TX} > 6 dBi, then P_{Out} = 24 – (G_{TX} – 6).
☒	For the 5.47-5.725 GHz band, the maximum conducted output power (P_{Out}) shall not exceed the lesser of 250 mW or 11 dBm + 10 log B, where B is the 26 dB emission bandwidth in MHz. If G_{TX} > 6 dBi, then P_{Out} = 24 – (G_{TX} – 6).
☒	For the 5.725-5.85 GHz band:
	▪ Point-to-multipoint systems (P2M): the maximum conducted output power (P_{Out}) shall not exceed the lesser of 1 W. If G_{TX} > 6 dBi, then P_{Out} = 30 – (G_{TX} – 6).
	▪ Point-to-point systems (P2P): the maximum conducted output power (P_{Out}) shall not exceed the lesser of 1 W.
LE-LAN Devices	
☐	For the 5.15-5.25 GHz band, the maximum e.i.r.p. shall not exceed 200 mW or 10 + 10 log B, dBm, whichever power is less. B is the 99% emission bandwidth in MHz.
☐	For the 5.25-5.35 GHz band, the maximum e.i.r.p. shall not exceed 1.0 W or 17 + 10 log B, dBm, whichever power is less. B is the 99% emission bandwidth in MHz
☐	For the 5.47-5.6 GHz band and 5.65-5.725 GHz band, the maximum e.i.r.p. shall not exceed 1.0 W or 17 + 10 log B, dBm, whichever power is less. B is the 99% emission bandwidth in MHz
☐	For the 5.725-5.85 GHz band:
	▪ Point-to-multipoint systems (P2M): the maximum conducted output power (P_{Out}) shall not exceed the lesser of 1 W. If G_{TX} > 6 dBi, then P_{Out} = 30 – (G_{TX} – 6).
	▪ Point-to-point systems (P2P): the maximum conducted output power (P_{Out}) shall not exceed the lesser of 1 W.
P_{Out} = maximum conducted output power in dBm, **G_{TX}** = the maximum transmitting antenna directional gain in dBi.	

3.3.2 Measuring Instruments

Refer a test equipment and calibration data table in this test report.

3.3.3 Test Procedures

Test Method	
▪ Maximum Conducted Output Power	
	Average over on/off periods with duty factor
	☐ Refer as FCC KDB 789033, clause E Method SA-2 (spectral trace averaging).
	☐ Refer as FCC KDB 789033, clause E Method SA-2 Alt. (RMS detection with slow sweep speed)
	Wideband RF power meter and average over on/off periods with duty factor
	☒ Refer as FCC KDB 789033, clause E Method PM-G (using an RF average power meter).
▪ For conducted measurement.	
	▪ If the EUT supports multiple transmit chains using options given below: Refer as FCC KDB 662911, In-band power measurements. Using the measure-and-sum approach, measured all transmit ports individually. Sum the power (in linear power units e.g., mW) of all ports for each individual sample and save them.
	▪ If multiple transmit chains, EIRP calculation could be following as methods: $P_{total} = P_1 + P_2 + \ldots + P_n$ (calculated in linear unit [mW] and transfer to log unit [dBm]) $EIRP_{total} = P_{total} + DG$

3.3.4 Test Setup

RF Output Power (Power Meter)

3.3.5 Test Result of Maximum Conducted Output Power

Refer as Appendix C

3.4 Peak Power Spectral Density

3.4.1 Peak Power Spectral Density Limit

Peak Power Spectral Density Limit	
UNII Devices	
☒	For the 5.15-5.25 GHz band:
	▪ Outdoor AP: the peak power spectral density (PPSD) shall not exceed the lesser of 17dBm/MHz. If G_{TX} > 6 dBi, then P_{Out} = 17 – (G_{TX} – 6).
	▪ Indoor AP: the peak power spectral density (PPSD) shall not exceed the lesser of 17dBm/MHz. If G_{TX} > 6 dBi, then P_{Out} = 17 – (G_{TX} – 6).
	▪ Point-to-point AP: the peak power spectral density (PPSD) shall not exceed the lesser of 17dBm/MHz. If G_{TX} > 23 dBi, then P_{Out} = 17 – (G_{TX} – 23).
	▪ Mobile or Portable Client: the peak power spectral density (PPSD) ≤ 11 dBm/MHz. If G_{TX} > 6 dBi, then PPSD= 11 – (G_{TX} – 6)..
☒	For the 5.25-5.35 GHz band, the peak power spectral density (PPSD) ≤ 11 dBm/MHz. If G_{TX} > 6 dBi, then PPSD= 11 – (G_{TX} – 6).
☒	For the 5.47-5.725 GHz band, the peak power spectral density (PPSD) ≤ 11 dBm/MHz. If G_{TX} > 6 dBi, then PPSD= 11 – (G_{TX} – 6).
☒	For the 5.725-5.85 GHz band:
	▪ Point-to-multipoint systems (P2M): the peak power spectral density (PPSD) ≤ 30 dBm/500kHz. If G_{TX} > 6 dBi, then PPSD= 30 – (G_{TX} – 6).
	▪ Point-to-point systems (P2P): the peak power spectral density (PPSD) ≤ 30 dBm/500kHz.
LE-LAN Devices	
☐	For the 5.15-5.25 GHz band, the e.i.r.p. peak power spectral density (PPSD) ≤ 10 dBm/MHz.
☐	For the 5.25-5.35 GHz band, the peak power spectral density (PPSD) ≤ 11 dBm/MHz.
	▪ e.i.r.p. greater than 200 mW shall comply with the following e.i.r.p. at different elevations, where θ is the angle above the local horizontal plane (of the Earth) as shown below: -13 dBW/MHz for 0° ≤ θ < 8° ; -13 − 0.716 (θ-8) dBW/MHz for 8° ≤ θ < 40° -35.9 − 1.22 (θ-40) dBW/MHz for 40° ≤ θ ≤ 45° ; -42 dBW/MHz for θ > 45°
☐	For the 5.47-5.6 GHz band and 5.65-5.725 GHz band, the peak power spectral density (PPSD) ≤ 11 dBm/MHz.
☐	For the 5.725-5.85 GHz band:
	▪ Point-to-multipoint systems (P2M): the peak power spectral density (PPSD) ≤ 30 dBm/500kHz. If G_{TX} > 6 dBi, then PPSD= 30 – (G_{TX} – 6).
	▪ Point-to-point systems (P2P): the peak power spectral density (PPSD) ≤ 30 dBm/500kHz.
PPSD = peak power spectral density that he same method as used to determine the conducted output power shall be used to determine the power spectral density. And power spectral density in dBm/MHz **G_{TX}** = the maximum transmitting antenna directional gain in dBi.	

3.4.2 Measuring Instruments

Refer a test equipment and calibration data table in this test report.

3.4.3 Test Procedures

Test Method		
▪ Peak power spectral density procedures that the same method as used to determine the conducted output power shall be used to determine the peak power spectral density and use the peak search function on the spectrum analyzer to find the peak of the spectrum. For the peak power spectral density shall be measured using below options:		
	☐ Refer as FCC KDB 789033, F)5) power spectral density can be measured using resolution bandwidths < 1 MHz provided that the results are integrated over 1 MHz bandwidth	
	[duty cycle ≥ 98% or external video / power trigger]	
	☒ Refer as FCC KDB 789033, clause E Method SA-1 (spectral trace averaging).	
	☐ Refer as FCC KDB 789033, clause E Method SA-1 Alt. (RMS detection with slow sweep speed)	
	duty cycle < 98% and average over on/off periods with duty factor	
	☒ Refer as FCC KDB 789033, clause E Method SA-2 (spectral trace averaging).	
	☐ Refer as FCC KDB 789033, clause E Method SA-2 Alt. (RMS detection with slow sweep speed)	
▪ For conducted measurement.		
	▪ If the EUT supports multiple transmit chains using options given below:	
		☐ Option 1: Measure and sum the spectra across the outputs. Refer as FCC KDB 662911, In-band power spectral density (PSD). Sample all transmit ports simultaneously using a spectrum analyzer for each transmit port. Where the trace bin-by-bin of each transmit port summing can be performed. (i.e., in the first spectral bin of output 1 is summed with that in the first spectral bin of output 2 and that from the first spectral bin of output 3, and so on up to the NTX output to obtain the value for the first frequency bin of the summed spectrum.). Add up the amplitude (power) values for the different transmit chains and use this as the new data trace.
		☐ Option 2: Measure and sum spectral maxima across the outputs. With this technique, spectra are measured at each output of the device at the required resolution bandwidth. The maximum value (peak) of each spectrum is determined. These maximum values are then summed mathematically in linear power units across the outputs. These operations shall be performed separately over frequency spans that have different out-of-band or spurious emission limits,
		☐ Option 3: Measure and add 10 log(N) dB, where N is the number of transmit chains. Refer as FCC KDB 662911, In-band power spectral density (PSD). Performed at each transmit chains and each transmit chains shall be compared with the limit have been reduced with 10 log(N). Or each transmit chains shall be add 10 log(N) to compared with the limit.
	▪	If multiple transmit chains, EIRP PPSD calculation could be following as methods: $PPSD_{total} = PPSD_1 + PPSD_2 + \ldots + PPSD_n$ (calculated in linear unit [mW] and transfer to log unit [dBm]) $EIRP_{total} = PPSD_{total} + DG$

3.4.4 Test Setup

Power Spectral Density

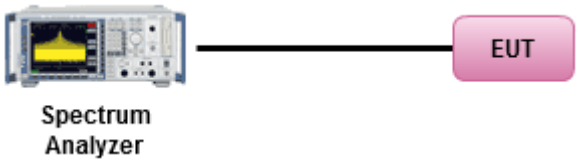

3.4.5 Test Result of Peak Power Spectral Density

Refer as Appendix D

3.5 Unwanted Emissions

3.5.1 Transmitter Unwanted Emissions Limit

Unwanted emissions below 1 GHz and restricted band emissions above 1GHz limit			
Frequency Range (MHz)	**Field Strength (uV/m)**	**Field Strength (dBuV/m)**	**Measure Distance (m)**
0.009~0.490	2400/F(kHz)	48.5 - 13.8	300
0.490~1.705	24000/F(kHz)	33.8 - 23	30
1.705~30.0	30	29	30
30~88	100	40	3
88~216	150	43.5	3
216~960	200	46	3
Above 960	500	54	3

Note 1: Test distance for frequencies at or above 30 MHz, measurements may be performed at a distance other than the limit distance provided they are not performed in the near field and the emissions to be measured can be detected by the measurement equipment. When performing measurements at a distance other than that specified, the results shall be extrapolated to the specified distance using an extrapolation factor of 20 dB/decade (inverse of linear distance for field-strength measurements, inverse of linear distance-squared for power-density measurements).

Note 2: Test distance for frequencies at below 30 MHz, measurements may be performed at a distance closer than the EUT limit distance; however, an attempt should be made to avoid making measurements in the near field. When performing measurements below 30 MHz at a closer distance than the limit distance, the results shall be extrapolated to the specified distance by either making measurements at a minimum of two or more distances on at least one radial to determine the proper extrapolation factor or by using the square of an inverse linear distance extrapolation factor (40 dB/decade). The test report shall specify the extrapolation method used to determine compliance of the EUT.

Note 3: Using the distance of 1m during the test for above 18 GHz, and the test value to correct for the distance factor at 3m.

Un-restricted band emissions above 1GHz Limit	
Operating Band	**Limit**
☒ 5.15 - 5.25 GHz	e.i.r.p. -27 dBm [68.2 dBuV/m@3m]
☒ 5.25 - 5.35 GHz	e.i.r.p. -27 dBm [68.2 dBuV/m@3m]
☒ 5.47 - 5.725 GHz	e.i.r.p. -27 dBm [68.2 dBuV/m@3m]
☒ 5.725 - 5.85 GHz	all emissions shall be limited to a level of -27 dBm/MHz at 75 MHz or more above or below the band edge increasing linearly to 10 dBm/MHz at 25 MHz above or below the band edge, and from 25 MHz above or below the band edge increasing linearly to a level of 15.6 dBm/MHz at 5 MHz above or below the band edge, and from 5 MHz above or below the band edge increasing linearly to a level of 27 dBm/MHz at the band edge.

Note 1: Measurements may be performed at a distance other than the limit distance provided they are not performed in the near field and the emissions to be measured can be detected by the measurement equipment. When performing measurements at a distance other than that specified, the results shall be extrapolated to the specified distance using an extrapolation factor of 20 dB/decade (inverse of

linear distance for field-strength measurements, inverse of linear distance-squared for power-density measurements).

3.5.2 Measuring Instruments

Refer a test equipment and calibration data table in this test report.

3.5.3 Test Procedures

Test Method		
▪ Measurements may be performed at a distance other than the limit distance provided they are not performed in the near field and the emissions to be measured can be detected by the measurement equipment. Measurements shall not be performed at a distance greater than 30 m for frequencies above 30 MHz, unless it can be further demonstrated that measurements at a distance of 30 m or less are impractical. When performing measurements at a distance other than that specified, the results shall be extrapolated to the specified distance using an extrapolation factor of 20 dB/decade (inverse of linear distance for field-strength measurements, inverse of linear distance-squared for power-density measurements).		
▪ The average emission levels shall be measured in [duty cycle ≥ 98 or duty factor].		
▪ For the transmitter unwanted emissions shall be measured using following options below:		
	▪ Refer as FCC KDB 789033, clause G)2) for unwanted emissions into non-restricted bands.	
	▪ Refer as FCC KDB 789033, clause G)1) for unwanted emissions into restricted bands.	
		☐ Refer as FCC KDB 789033, G)6) Method AD (Trace Averaging).
		☒ Refer as FCC KDB 789033, G)6) Method VB (Reduced VBW).
		☐ Refer as ANSI C63.10, clause 11.12.2.5.3 (Reduced VBW). VBW ≥ 1/T, where T is pulse time.
		☐ Refer as ANSI C63.10, clause 7.5 average value of pulsed emissions.
		☒ Refer as FCC KDB 789033, clause G)5) measurement procedure peak limit.
		☐ Refer as ANSI C63.10, clause 4.1.4.2.2 measurement procedure peak limit.
▪ For radiated measurement.		
	▪ Refer as ANSI C63.10, clause 6.4 for radiated emissions below 30 MHz and test distance is 3m.	
	▪ Refer as ANSI C63.10, clause 6.5 for radiated emissions 30 MHz to 1 GHz and test distance is 3m.	
	▪ Refer as ANSI C63.10, clause 6.6 for radiated emissions above 1GHz.	
▪ The any unwanted emissions level shall not exceed the fundamental emission level.		
▪ All amplitude of spurious emissions that are attenuated by more than 20 dB below the permissible value has no need to be reported.		

3.5.4 Test Setup

Transmitter Radiated Unwanted Emissions
9kHz ~30MHz

Unintentional

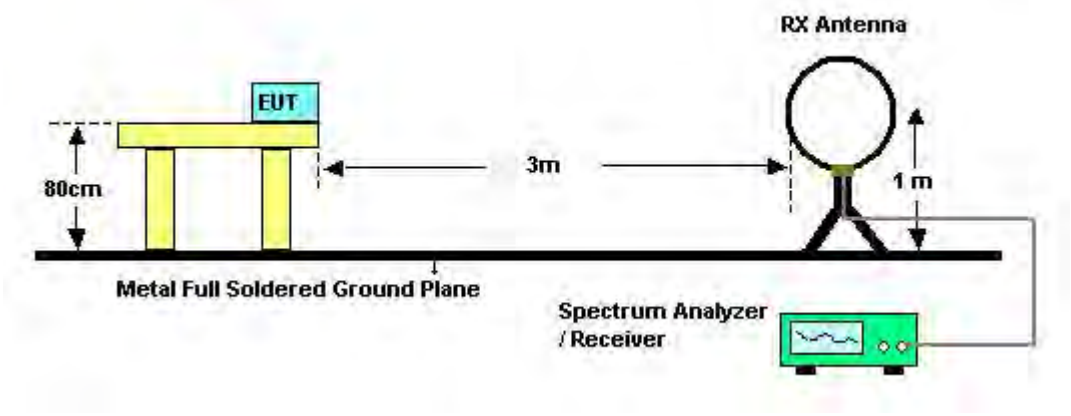

Intentional

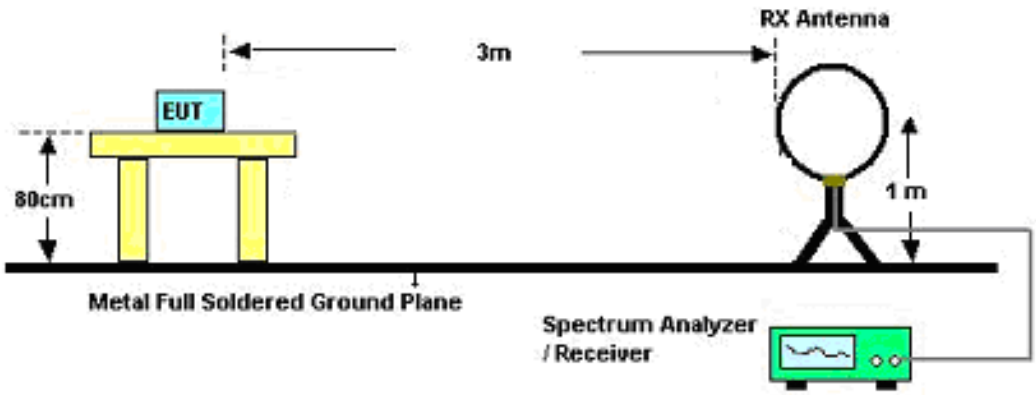

30MHz~1GHz

Unintentional

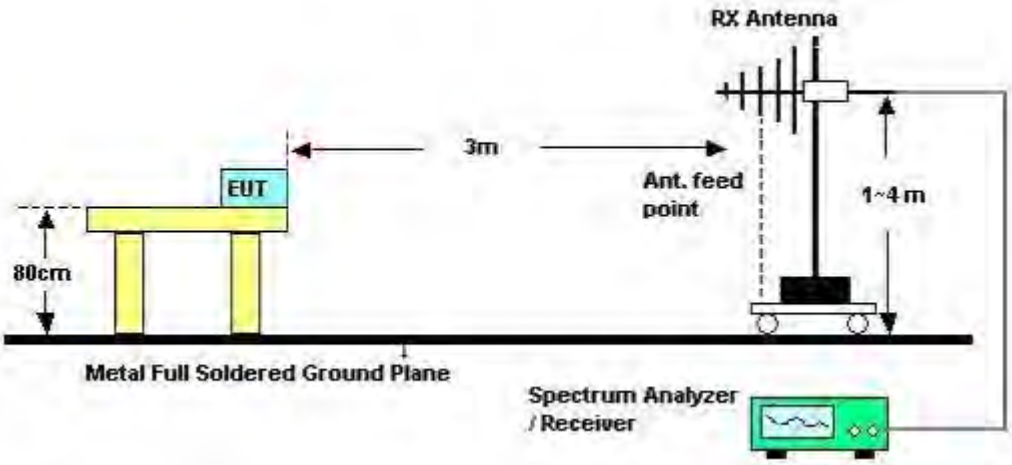

Intentional

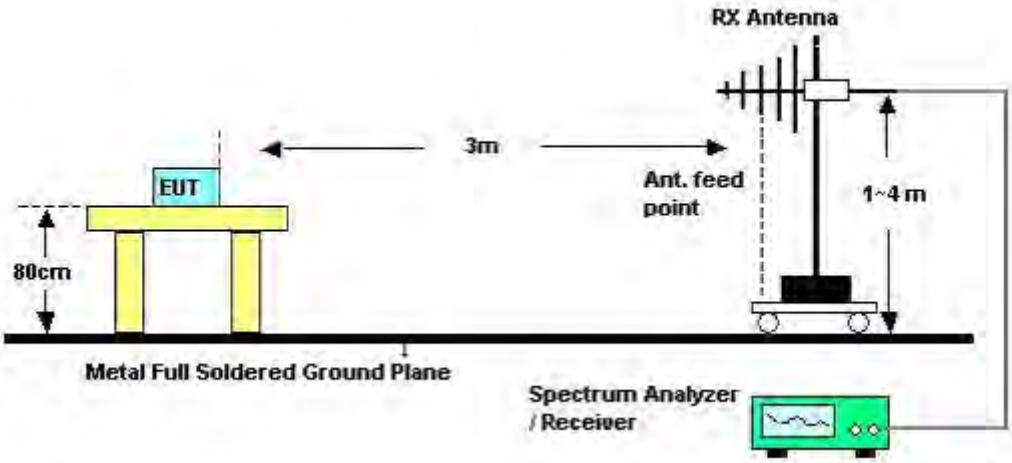

Emissions in Restricted Frequency Bands

1,000~18,000 MHz / Unintentional

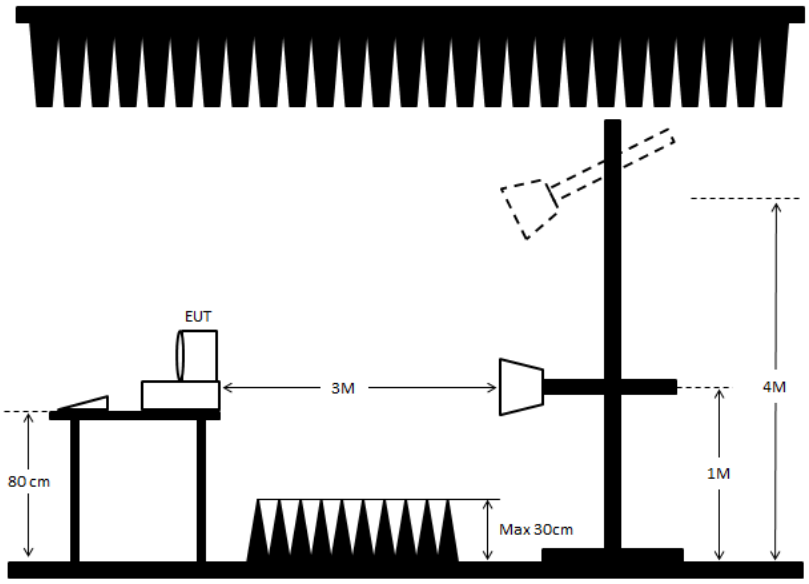

18,000~30,000 MHz / Unintentional

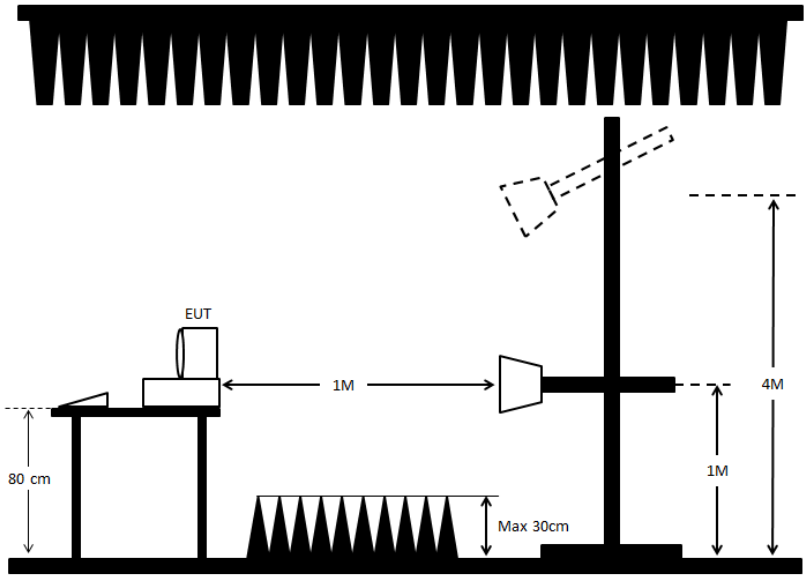

Above 1GHz

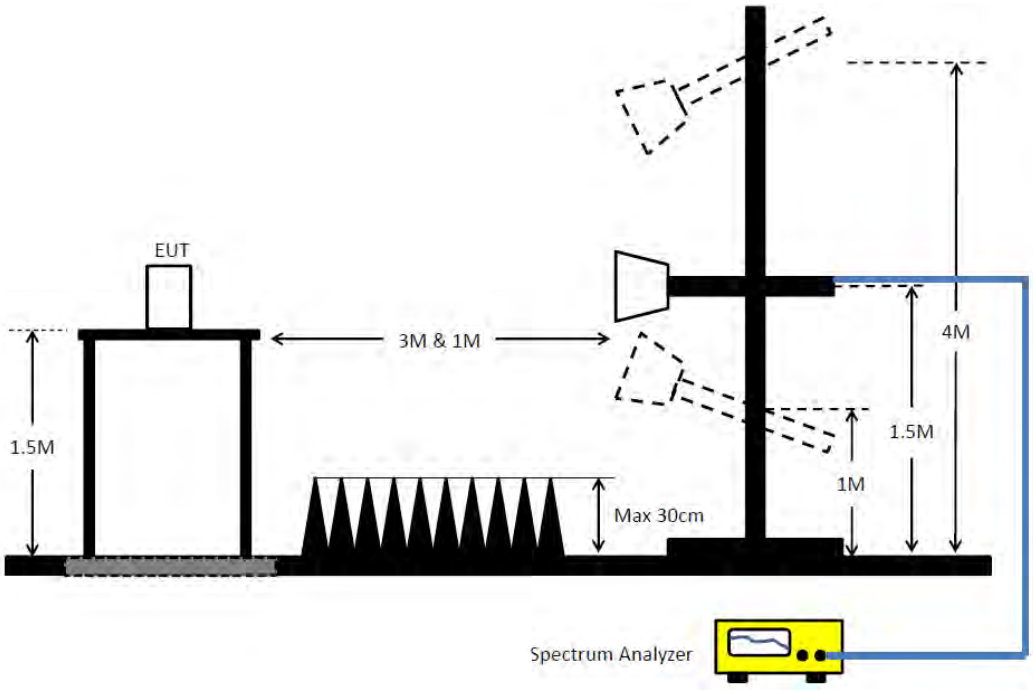

3.5.5 Measurement Results Calculation

The measured Level is calculated using:
Corrected Reading: Antenna Factor + Cable Loss + Read Level - Preamp Factor = Level.

3.5.6 Transmitter Unwanted Emissions (Below 30MHz)

There is a comparison data of both open-field test site and alternative test site - semi-Anechoic chamber according to KDB414788 Radiated Test Site, and the result came out very similar.
All amplitude of spurious emissions that are attenuated by more than 20 dB below the permissible value has no need to be reported.
The radiated emissions were investigated from 9 kHz or the lowest frequency generated within the device, up to the 10 harmonic or 40 GHz, whichever is appropriate.

3.5.7 Test Result of Transmitter Unwanted Emissions

Refer as Appendix E

4 Test Equipment and Calibration Data

Instrument	Manufacturer	Model No.	Serial No.	Characteristics	Calibration Date	Calibration Due Date	Remark
LISN	Schwarzbeck	NSLK 8127	8127650	9kHz ~ 30MHz	Nov. 21, 2019	Nov. 20, 2020	Conduction (CO02-CB)
LISN	Schwarzbeck	NSLK 8127	8127478	9kHz ~ 30MHz	Oct. 30, 2019	Oct. 29, 2020	Conduction (CO02-CB)
EMI Receiver	Agilent	N9038A	MY52260140	9kHz ~ 8.4GHz	Jan. 16, 2019	Jan. 15, 2020	Conduction (CO02-CB)
COND Cable	Woken	Cable	2	0.15MHz ~ 30MHz	Oct. 21, 2019	Oct. 20, 2020	Conduction (CO02-CB)
Software	Audix	E3	6.120210n	-	N.C.R.	N.C.R.	Conduction (CO02-CB)
Bilog Antenna with 6dB Attenuator	TESE & EMCI	CBL 6112D & N-6-06	35236 & AT-N0610	30MHz ~ 2GHz	Mar. 28, 2019	Mar. 27, 2020	Radiation (03CH05-CB)
Loop Antenna	Teseq	HLA 6120	24155	9kHz - 30 MHz	Mar. 29, 2019	Mar. 28, 2020	Radiation (03CH05-CB)
Pre-Amplifier	EMCI	EMC330N	980331	20MHz ~ 3GHz	May 01, 2019	Apr. 30, 2020	Radiation (03CH05-CB)
Spectrum Analyzer	R&S	FSP40	100304	9kHz ~ 40GHz	Aug. 15, 2019	Aug. 14, 2020	Radiation (03CH05-CB)
EMI Test Receiver	R&S	ESCS	826547/017	9kHz ~ 2.75GHz	May 15, 2019	May 14, 2020	Radiation (03CH05-CB)
RF Cable-low	Woken	RG402	LOW Cable-04+23	30MHz~1GHz	Oct. 07, 2019	Oct. 06, 2020	Radiation (03CH05-CB)
Horn Antenna	SCHWARZBECK	BBHA9120D	BBHA 9120D-1291	1GHz~18GHz	Oct. 05, 2019	Oct. 04, 2020	Radiation (03CH05-CB)
Horn Antenna	SCHWARZBECK	BBHA 9170	BBHA9170507	15GHz ~ 40GHz	Jun. 12, 2019	Jun. 11, 2020	Radiation (03CH05-CB)
Pre-Amplifier	EMCI	EMC12630SE	980287	1GHz – 26.5GHz	Apr. 16, 2019	Apr. 15, 2020	Radiation (03CH05-CB)
Pre-Amplifier	MITEQ	TTA1840-35-HG	1864479	18GHz ~ 40GHz	Jul. 03, 2019	Jul. 02, 2020	Radiation (03CH05-CB)
RF Cable-high	Woken	RG402	High Cable-28	1GHz~18GHz	Oct. 07, 2019	Oct. 06, 2020	Radiation (03CH05-CB)
RF Cable-high	Woken	RG402	High Cable-04+28	1GHz~18GHz	Oct. 07, 2019	Oct. 06, 2020	Radiation (03CH05-CB)
RF Cable-high	Woken	RG402	High Cable-40G#1	18GHz ~ 40 GHz	Jul. 24, 2019	Jul. 23, 2020	Radiation (03CH05-CB)
RF Cable-high	Woken	RG402	High Cable-40G#2	18GHz ~ 40 GHz	Jul. 24, 2019	Jul. 23, 2020	Radiation (03CH05-CB)
Bilog Antenna with 6 dB attenuator	TESEQ & EMCI	CBL6112D & N-6-06	37878 & AT-N0606	20MHz ~ 2GHz	Aug. 03, 2019	Aug. 02, 2020	Radiation (03CH06-CB)
Loop Antenna	Teseq	HLA 6120	24155	9kHz - 30 MHz	Apr. 13, 2020	Apr. 12, 2021	Radiation (03CH06-CB)

Instrument	Manufacturer	Model No.	Serial No.	Characteristics	Calibration Date	Calibration Due Date	Remark
Pre-Amplifier	Agilent	310N	187290	0.1MHz ~ 1GHz	Apr. 28, 2020	Apr. 27, 2021	Radiation (03CH06-CB)
Spectrum analyzer	R&S	FSP40	100080	9kHz~40GHz	Oct. 21, 2019	Oct. 20, 2020	Radiation (03CH06-CB)
EMI Test Receiver	R&S	ESCS	826547/017	9kHz ~ 2.75GHz	May 13, 2020	May 12, 2021	Radiation (03CH06-CB)
RF Cable-low	HUBER+SUHNER	RG402	Low Cable-05+24	30MHz~1GHz	Oct. 07, 2019	Oct. 06, 2020	Radiation (03CH06-CB)
Horn Antenna	ETS-LINDGREN	3115	00075790	750MHz ~ 18GHz	Nov. 04, 2019	Nov. 03, 2020	Radiation (03CH01-CB)
Horn Antenna	Schwarzbeck	BBHA 9170	BBHA9170252	15GHz ~ 40GHz	Jun. 27, 2019	Jun. 26, 2020	Radiation (03CH01-CB)
Pre-Amplifier	Agilent	8449B	3008A02310	1GHz ~ 26.5GHz	Jan. 08, 2019	Jan. 07, 2020	Radiation (03CH01-CB)
Pre-Amplifier	MITEQ	TTA1840-35-HG	1864479	18GHz ~ 40GHz	Jul. 03, 2019	Jul. 02, 2020	Radiation (03CH01-CB)
Spectrum Analyzer	R&S	FSP40	100056	9kHz ~ 40GHz	Jan. 31, 2019	Jan. 30, 2020	Radiation (03CH01-CB)
RF Cable-high	Woken	RG402	High Cable-16	1 GHz ~ 18 GHz	Oct. 07, 2019	Oct. 06, 2020	Radiation (03CH01-CB)
RF Cable-high	Woken	RG402	High Cable-16+17	1 GHz ~ 18 GHz	Oct. 07, 2019	Oct. 06, 2020	Radiation (03CH01-CB)
RF Cable-high	Woken	RG402	High Cable-40G#1	18GHz ~ 40 GHz	Jul. 24, 2019	Jul. 23, 2020	Radiation (03CH01-CB)
RF Cable-high	Woken	RG402	High Cable-40G#2	18GHz ~ 40 GHz	Jul. 24, 2019	Jul. 23, 2020	Radiation (03CH01-CB)
Spectrum analyzer	R&S	FSV40	101027	9kHz~40GHz	Jul. 02, 2019	Jul. 01, 2020	Conducted (TH02-CB)
Power Sensor	Anritsu	MA2411B	1126203	300MHz~40GHz	Sep. 11, 2019	Sep. 10, 2020	Conducted (TH02-CB)
Power Meter	Anritsu	ML2495A	1210004	300MHz~40GHz	Sep. 11, 2019	Sep. 10, 2020	Conducted (TH02-CB)
RF Cable-high	Woken	RG402	High Cable-01	1 GHz – 26.5 GHz	Oct. 07, 2019	Oct. 06, 2020	Conducted (TH02-CB)
RF Cable-high	Woken	RG402	High Cable-02	1 GHz – 26.5 GHz	Oct. 07, 2019	Oct. 06, 2020	Conducted (TH02-CB)
RF Cable-high	Woken	RG402	High Cable-3	1 GHz – 26.5 GHz	Oct. 07, 2019	Oct. 06, 2020	Conducted (TH02-CB)
RF Cable-high	Woken	RG402	High Cable-04	1 GHz – 26.5 GHz	Oct. 07, 2019	Oct. 06, 2020	Conducted (TH02-CB)
RF Cable-high	Woken	RG402	High Cable-05	1 GHz – 26.5 GHz	Oct. 07, 2019	Oct. 06, 2020	Conducted (TH02-CB)

Note: Calibration Interval of instruments listed above is one year.
N.C.R. means Non-Calibration required.

Summary

Mode	Result	Type	Freq (Hz)	Level (dBuV)	Limit (dBuV)	Margin (dB)	Factor (dB)	Condition
Mode 1	Pass	QP	27.586M	52.03	60.00	-7.97	10.74	Line

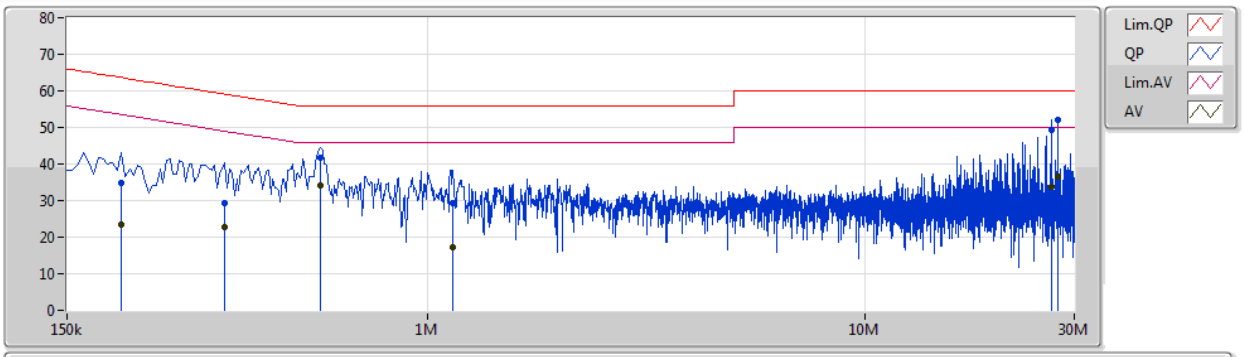

Type	Freq	Level	Limit	Margin	Factor	Condition	Comment	Raw	AF	CL	AT
	(Hz)	(dBuV)	(dBuV)	(dB)	(dB)			(dBuV)	(dB)	(dB)	(dB)
QP	199.5k	34.93	63.63	-28.70	10.22	Line	-	24.71	0.05	0.07	10.10
AV	199.5k	23.35	53.63	-30.28	10.22	Line	-	13.13	0.05	0.07	10.10
QP	343.5k	29.35	59.12	-29.77	10.24	Line	-	19.11	0.06	0.08	10.10
AV	343.5k	22.73	49.12	-26.39	10.24	Line	-	12.49	0.06	0.08	10.10
QP	568.5k	41.86	56.00	-14.14	10.26	Line	-	31.60	0.06	0.10	10.10
AV	568.5k	34.17	46.00	-11.83	10.26	Line	-	23.91	0.06	0.10	10.10
QP	1.14M	29.14	56.00	-26.86	10.30	Line	-	18.84	0.07	0.13	10.10
AV	1.14M	17.13	46.00	-28.87	10.30	Line	-	6.83	0.07	0.13	10.10
QP	26.636M	49.24	60.00	-10.76	10.70	Line	-	38.54	0.35	0.23	10.12
AV	26.636M	33.83	50.00	-16.17	10.70	Line	-	23.13	0.35	0.23	10.12
QP	27.586M	52.03	60.00	-7.97	10.74	Line	"Worst"	41.29	0.37	0.24	10.13
AV	27.586M	36.67	50.00	-13.33	10.74	Line	-	25.93	0.37	0.24	10.13

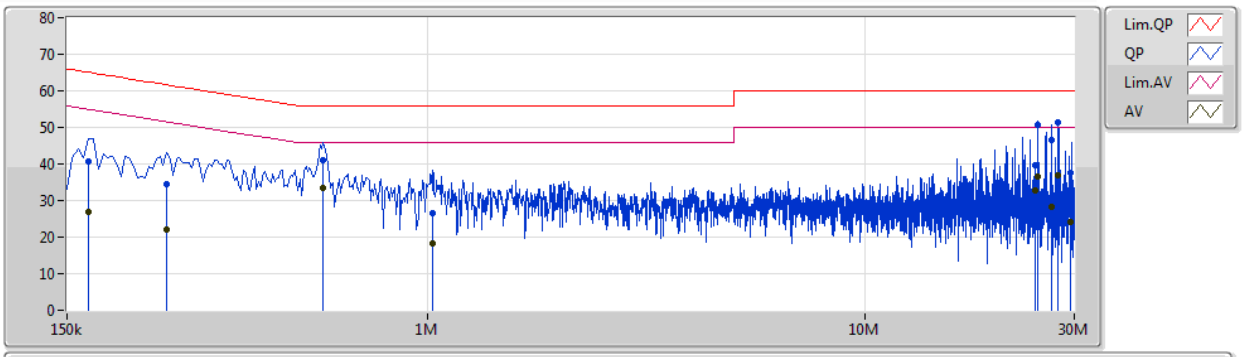

Type	Freq	Level	Limit	Margin	Factor	Condition	Comment	Raw	AF	CL	AT
	(Hz)	(dBuV)	(dBuV)	(dB)	(dB)			(dBuV)	(dB)	(dB)	(dB)
QP	168k	40.64	65.06	-24.42	10.19	Neutral	-	30.45	0.03	0.06	10.10
AV	168k	26.83	55.06	-28.23	10.19	Neutral	-	16.64	0.03	0.06	10.10
QP	253.5k	34.32	61.64	-27.32	10.20	Neutral	-	24.12	0.03	0.07	10.10
AV	253.5k	21.98	51.64	-29.66	10.20	Neutral	-	11.78	0.03	0.07	10.10
QP	577.5k	41.20	56.00	-14.80	10.24	Neutral	-	30.96	0.04	0.10	10.10
AV	577.5k	33.30	46.00	-12.70	10.24	Neutral	-	23.06	0.04	0.10	10.10
QP	1.028M	26.54	56.00	-29.46	10.26	Neutral	-	16.28	0.04	0.12	10.10
AV	1.028M	18.19	46.00	-27.81	10.26	Neutral	-	7.93	0.04	0.12	10.10
QP	24.35M	39.65	60.00	-20.35	10.62	Neutral	-	29.03	0.27	0.23	10.12
AV	24.35M	32.63	50.00	-17.37	10.62	Neutral	-	22.01	0.27	0.23	10.12
QP	24.743M	50.65	60.00	-9.35	10.62	Neutral	-	40.03	0.27	0.23	10.12
AV	24.743M	36.42	50.00	-13.58	10.62	Neutral	-	25.80	0.27	0.23	10.12
QP	26.65M	46.59	60.00	-13.41	10.64	Neutral	-	35.95	0.29	0.23	10.12
AV	26.65M	28.22	50.00	-21.78	10.64	Neutral	-	17.58	0.29	0.23	10.12
QP	27.596M	51.35	60.00	-8.65	10.67	Neutral	"Worst"	40.68	0.30	0.24	10.13
AV	27.596M	36.76	50.00	-13.24	10.67	Neutral	-	26.09	0.30	0.24	10.13
QP	29.496M	37.54	60.00	-22.46	10.69	Neutral	-	26.85	0.32	0.24	10.13
AV	29.496M	24.24	50.00	-25.76	10.69	Neutral	-	13.55	0.32	0.24	10.13

Summary

Mode	Max-N dB (Hz)	Max-OBW (Hz)	ITU-Code	Min-N dB (Hz)	Min-OBW (Hz)
5.15-5.25GHz	-	-	-	-	-
802.11a_Nss1,(6Mbps)_1TX	39.66M	21.529M	21M5D1D	35.19M	16.642M
802.11ac VHT20_Nss1,(MCS0)_1TX	44.7M	23.388M	23M4D1D	42.42M	17.751M
802.11ac VHT40_Nss1,(MCS0)_1TX	85.44M	37.181M	37M2D1D	41.04M	36.102M
802.11ac VHT80_Nss1,(MCS0)_1TX	102.6M	75.562M	75M6D1D	102.6M	75.562M
5.25-5.35GHz	-	-	-	-	-
802.11a_Nss1,(6Mbps)_1TX	39.27M	19.07M	19M1D1D	36.33M	16.792M
802.11ac VHT20_Nss1,(MCS0)_1TX	43.65M	19.43M	19M4D1D	31.14M	17.601M
802.11ac VHT40_Nss1,(MCS0)_1TX	88.56M	38.021M	38M0D1D	41.04M	36.102M
802.11ac VHT80_Nss1,(MCS0)_1TX	98.52M	75.562M	75M6D1D	98.52M	75.562M
5.47-5.725GHz	-	-	-	-	-
802.11a_Nss1,(6Mbps)_1TX	38.04M	18.561M	18M6D1D	21.75M	16.492M
802.11ac VHT20_Nss1,(MCS0)_1TX	36.69M	17.691M	17M7D1D	20.88M	17.541M
802.11ac VHT40_Nss1,(MCS0)_1TX	78M	36.942M	36M9D1D	41.16M	36.042M
802.11ac VHT80_Nss1,(MCS0)_1TX	172.44M	76.522M	76M5D1D	105.36M	75.562M
5.725-5.85GHz	-	-	-	-	-
802.11a_Nss1,(6Mbps)_1TX	16.44M	30.135M	30M1D1D	16.38M	28.606M
802.11ac VHT20_Nss1,(MCS0)_1TX	17.64M	30.765M	30M8D1D	17.61M	29.775M
802.11ac VHT40_Nss1,(MCS0)_1TX	36.36M	60.21M	60M2D1D	36.36M	56.492M
802.11ac VHT80_Nss1,(MCS0)_1TX	76.32M	76.042M	76M0D1D	76.32M	76.042M

Max-N dB = Maximum 6dB down bandwidth; **Max-OBW** = Maximum 99% occupied bandwidth;
Min-N dB = Minimum 6dB down bandwidth; **Min-OBW** = Minimum 99% occupied bandwidth;

Result

Mode	Result	Limit (Hz)	Port 1-N dB (Hz)	Port 1-OBW (Hz)
802.11a_Nss1,(6Mbps)_1TX	-	-	-	-
5180MHz	Pass	Inf	35.19M	16.642M
5200MHz	Pass	Inf	39.66M	21.529M
5240MHz	Pass	Inf	38.55M	19.52M
5260MHz	Pass	Inf	38.43M	18.291M
5300MHz	Pass	Inf	39.27M	19.07M
5320MHz	Pass	Inf	36.33M	16.792M
5500MHz	Pass	Inf	25.41M	16.552M
5580MHz	Pass	Inf	38.04M	18.561M
5700MHz	Pass	Inf	21.75M	16.492M
5745MHz	Pass	500k	16.41M	30.135M
5785MHz	Pass	500k	16.44M	29.955M
5825MHz	Pass	500k	16.38M	28.606M
802.11ac VHT20_Nss1,(MCS0)_1TX	-	-	-	-
5180MHz	Pass	Inf	42.42M	17.751M
5200MHz	Pass	Inf	44.58M	23.388M
5240MHz	Pass	Inf	44.7M	20.06M
5260MHz	Pass	Inf	43.65M	19.16M
5300MHz	Pass	Inf	43.62M	19.43M
5320MHz	Pass	Inf	31.14M	17.601M
5500MHz	Pass	Inf	22.44M	17.571M
5580MHz	Pass	Inf	36.69M	17.691M
5700MHz	Pass	Inf	20.88M	17.541M
5745MHz	Pass	500k	17.61M	30.765M
5785MHz	Pass	500k	17.61M	30.225M
5825MHz	Pass	500k	17.64M	29.775M
802.11ac VHT40_Nss1,(MCS0)_1TX	-	-	-	-
5190MHz	Pass	Inf	41.04M	36.102M
5230MHz	Pass	Inf	85.44M	37.181M
5270MHz	Pass	Inf	88.56M	38.021M
5310MHz	Pass	Inf	41.04M	36.102M
5510MHz	Pass	Inf	41.16M	36.042M
5550MHz	Pass	Inf	78M	36.942M
5670MHz	Pass	Inf	71.52M	36.222M
5755MHz	Pass	500k	36.36M	56.492M
5795MHz	Pass	500k	36.36M	60.21M
802.11ac VHT80_Nss1,(MCS0)_1TX	-	-	-	-
5210MHz	Pass	Inf	102.6M	75.562M
5290MHz	Pass	Inf	98.52M	75.562M
5530MHz	Pass	Inf	105.36M	75.562M
5610MHz	Pass	Inf	172.44M	76.522M
5775MHz	Pass	500k	76.32M	76.042M

Port X-N dB = Port **X** 6dB down bandwidth; **Port X-OBW** = Port **X** 99% occupied bandwidth;

802.11a_Nss1,(6Mbps)_1TX

EBW

5180MHz

02/12/2019

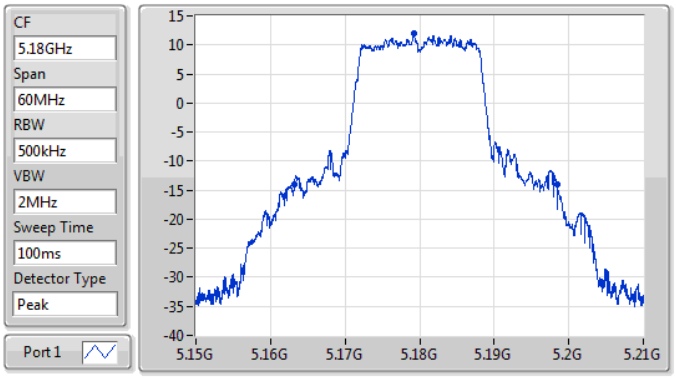

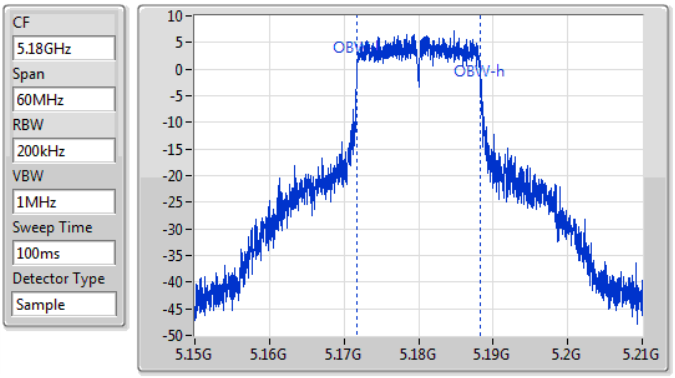

26dB(Hz)	Fl-26dB(Hz)	Fh-26dB(Hz)	OBW(Hz)	Fl-OBW(Hz)	Fh-OBW(Hz)	Limit(Hz)	Port
35.19M	5.16323G	5.19842G	16.642M	5.171694G	5.188336G	Inf	1

802.11a_Nss1,(6Mbps)_1TX

EBW

5200MHz

02/12/2019

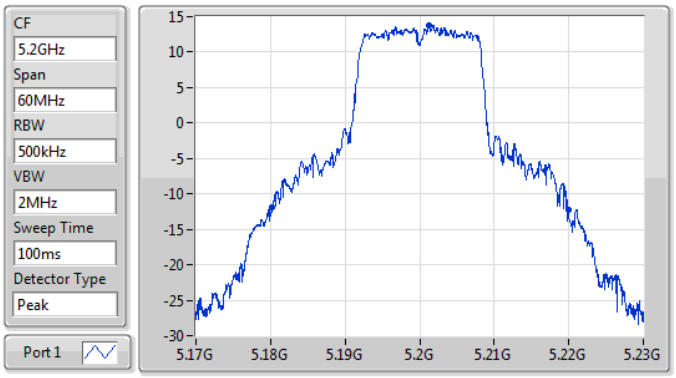

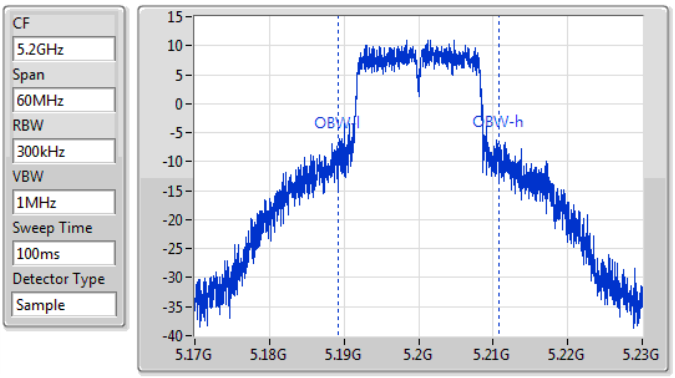

26dB(Hz)	Fl-26dB(Hz)	Fh-26dB(Hz)	OBW(Hz)	Fl-OBW(Hz)	Fh-OBW(Hz)	Limit(Hz)	Port
39.66M	5.18023G	5.21989G	21.529M	5.189205G	5.210735G	Inf	1

802.11a_Nss1,(6Mbps)_1TX

EBW

5240MHz

02/12/2019

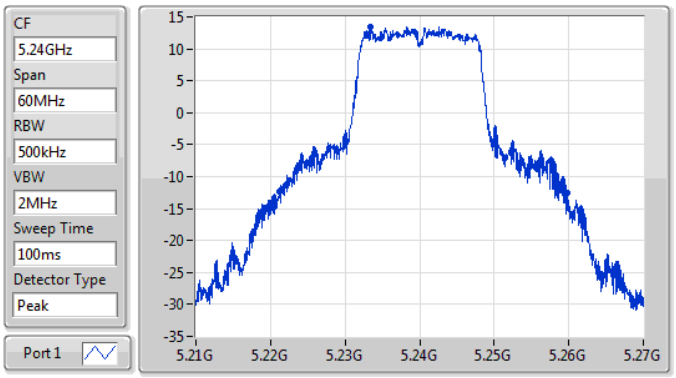

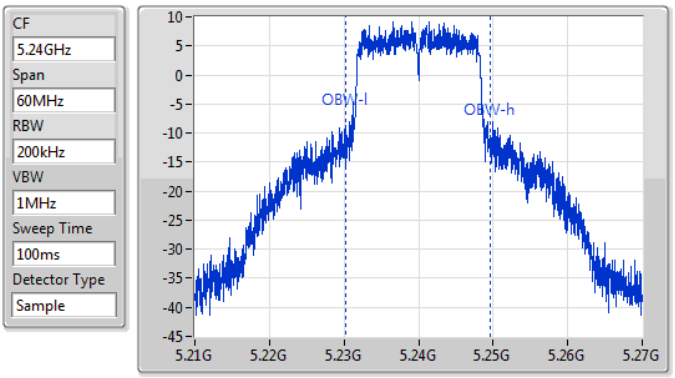

26dB(Hz)	Fl-26dB(Hz)	Fh-26dB(Hz)	OBW(Hz)	Fl-OBW(Hz)	Fh-OBW(Hz)	Limit(Hz)	Port
38.55M	5.22125G	5.2598G	19.52M	5.230165G	5.249685G	Inf	1

802.11a_Nss1,(6Mbps)_1TX

EBW

5260MHz

02/12/2019

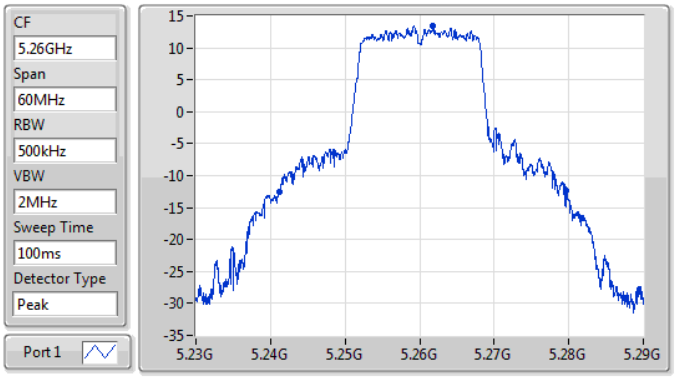

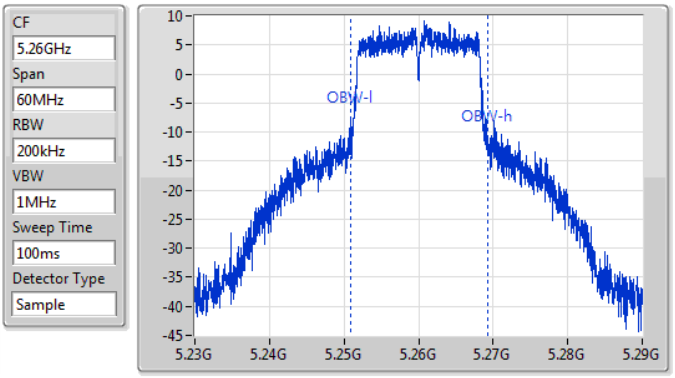

26dB(Hz)	Fl-26dB(Hz)	Fh-26dB(Hz)	OBW(Hz)	Fl-OBW(Hz)	Fh-OBW(Hz)	Limit(Hz)	Port
38.43M	5.24122G	5.27965G	18.291M	5.250915G	5.269205G	Inf	1

802.11a_Nss1,(6Mbps)_1TX

EBW

5300MHz

02/12/2019

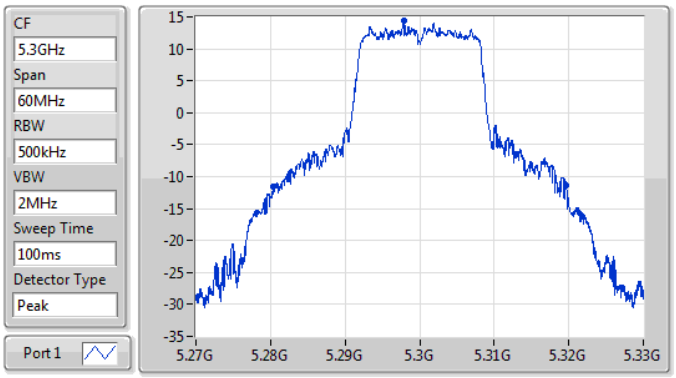

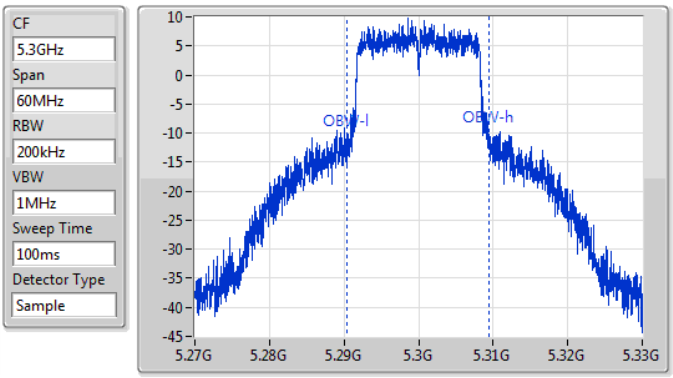

26dB(Hz)	Fl-26dB(Hz)	Fh-26dB(Hz)	OBW(Hz)	Fl-OBW(Hz)	Fh-OBW(Hz)	Limit(Hz)	Port
39.27M	5.28041G	5.31968G	19.07M	5.290435G	5.309505G	Inf	1

802.11a_Nss1,(6Mbps)_1TX

EBW

5320MHz

02/12/2019

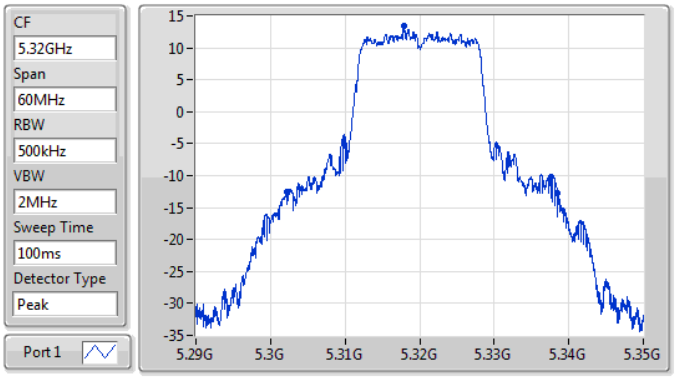

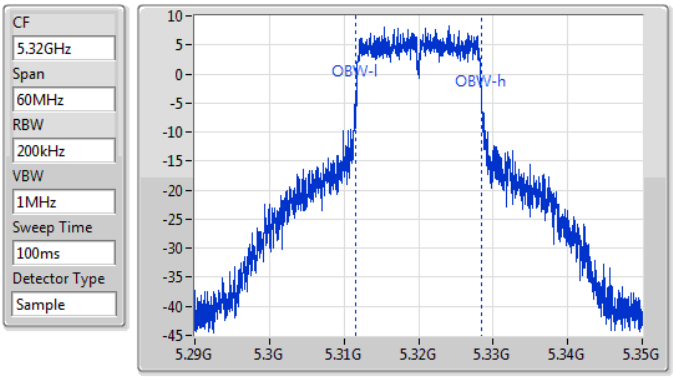

26dB(Hz)	Fl-26dB(Hz)	Fh-26dB(Hz)	OBW(Hz)	Fl-OBW(Hz)	Fh-OBW(Hz)	Limit(Hz)	Port
36.33M	5.30221G	5.33854G	16.792M	5.311634G	5.328426G	Inf	1

802.11a_Nss1,(6Mbps)_1TX

EBW

5500MHz

02/12/2019

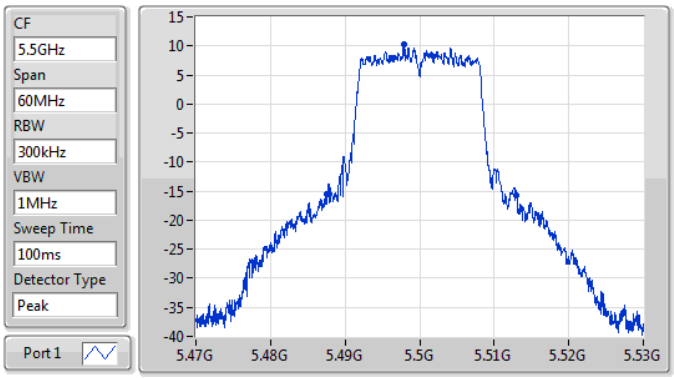

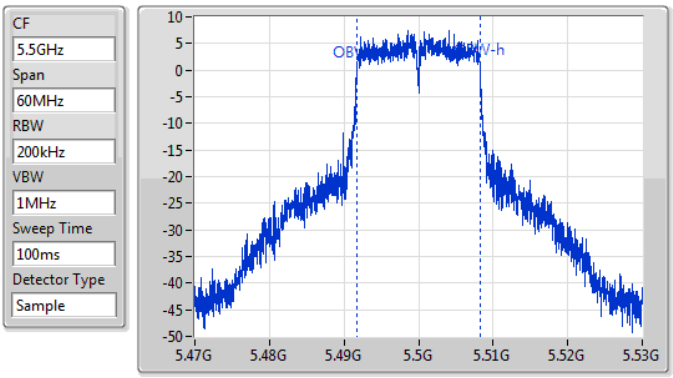

26dB(Hz)	Fl-26dB(Hz)	Fh-26dB(Hz)	OBW(Hz)	Fl-OBW(Hz)	Fh-OBW(Hz)	Limit(Hz)	Port
25.41M	5.48758G	5.51299G	16.552M	5.491694G	5.508246G	Inf	1

802.11a_Nss1,(6Mbps)_1TX

EBW

5580MHz

02/12/2019

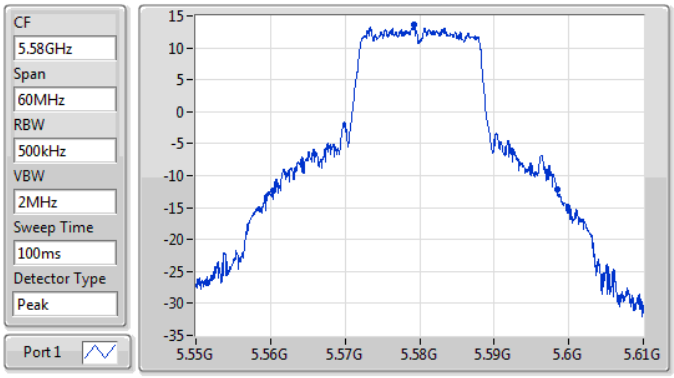

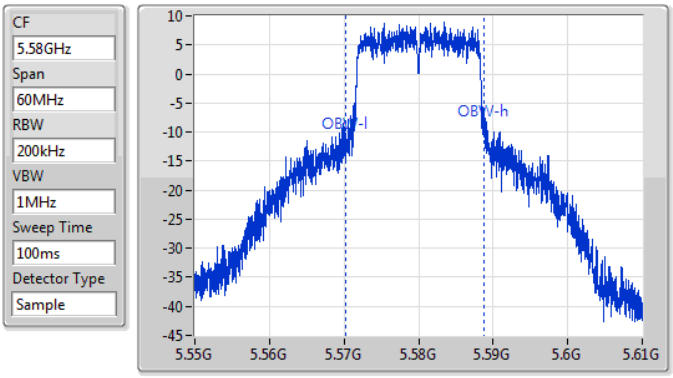

26dB(Hz)	Fl-26dB(Hz)	Fh-26dB(Hz)	OBW(Hz)	Fl-OBW(Hz)	Fh-OBW(Hz)	Limit(Hz)	Port
38.04M	5.56038G	5.59842G	18.561M	5.570285G	5.588846G	Inf	1

802.11a_Nss1,(6Mbps)_1TX

EBW

5700MHz

02/12/2019

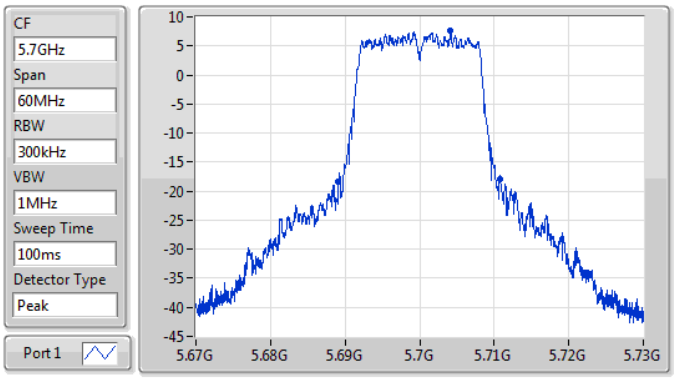

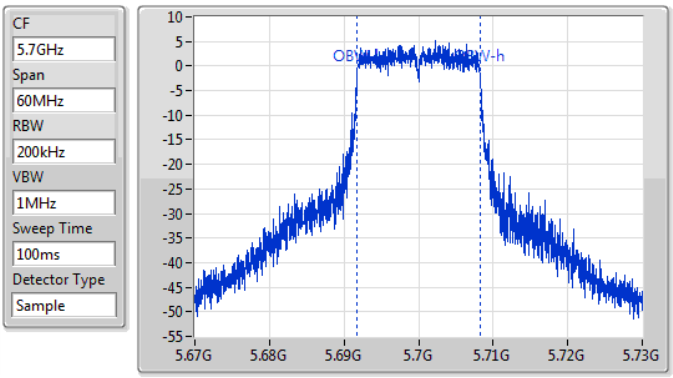

26dB(Hz)	Fl-26dB(Hz)	Fh-26dB(Hz)	OBW(Hz)	Fl-OBW(Hz)	Fh-OBW(Hz)	Limit(Hz)	Port
21.75M	5.68908G	5.71083G	16.492M	5.691754G	5.708246G	Inf	1

802.11a_Nss1,(6Mbps)_1TX

EBW

5745MHz

02/12/2019

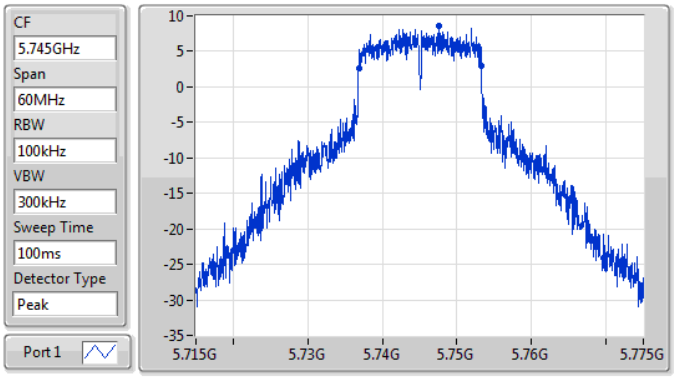

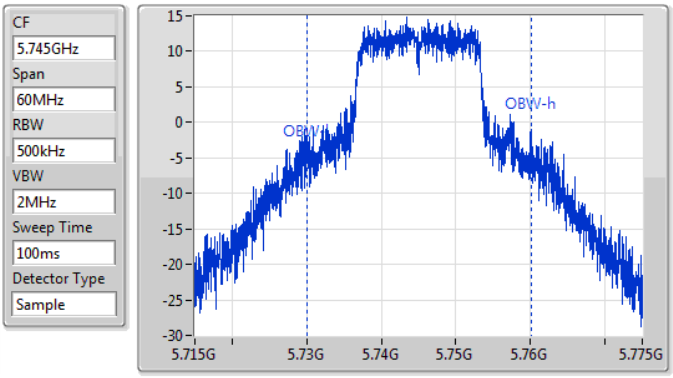

6dB(Hz)	Fl-6dB(Hz)	Fh-6dB(Hz)	OBW(Hz)	Fl-OBW(Hz)	Fh-OBW(Hz)	Limit(Hz)	Port
16.41M	5.73684G	5.75325G	30.135M	5.730007G	5.760142G	500k	1

802.11a_Nss1,(6Mbps)_1TX

EBW

5785MHz

02/12/2019

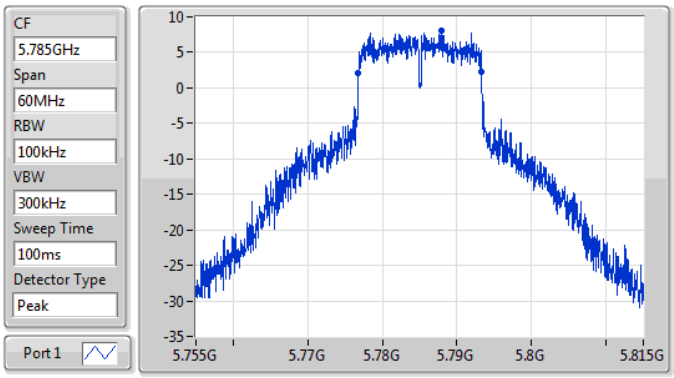

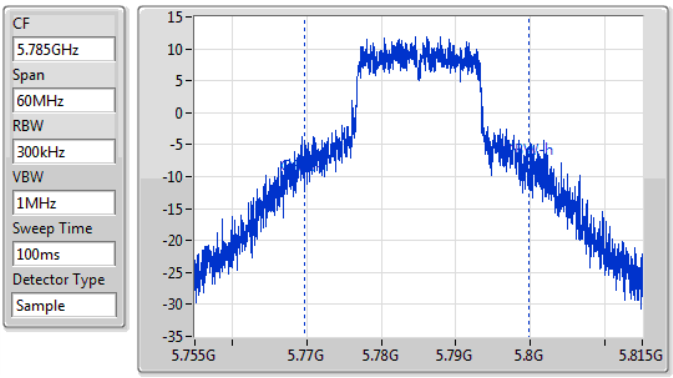

6dB(Hz)	Fl-6dB(Hz)	Fh-6dB(Hz)	OBW(Hz)	Fl-OBW(Hz)	Fh-OBW(Hz)	Limit(Hz)	Port
16.44M	5.77681G	5.79325G	29.955M	5.769768G	5.799723G	500k	1

802.11a_Nss1,(6Mbps)_1TX

EBW

5825MHz

02/12/2019

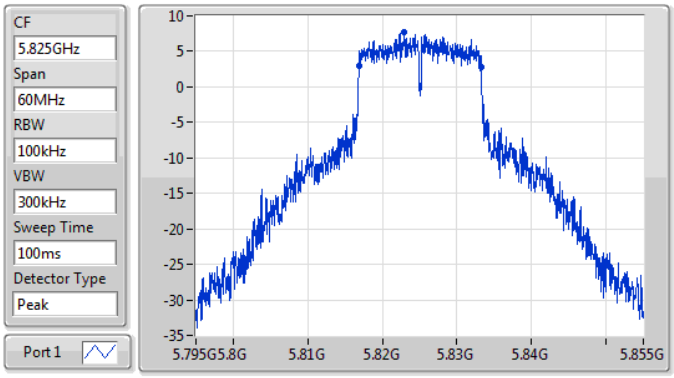

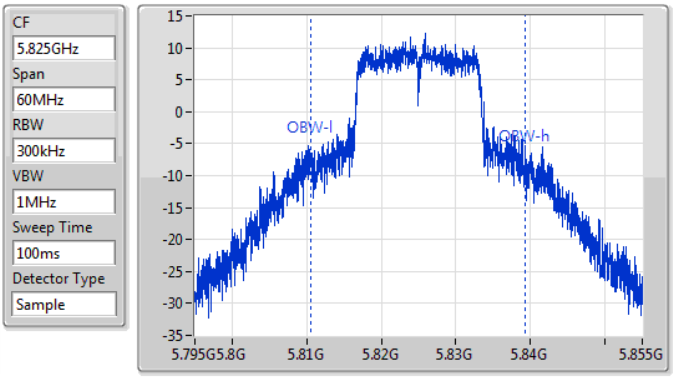

6dB(Hz)	Fl-6dB(Hz)	Fh-6dB(Hz)	OBW(Hz)	Fl-OBW(Hz)	Fh-OBW(Hz)	Limit(Hz)	Port
16.38M	5.81687G	5.83325G	28.606M	5.810607G	5.839213G	500k	1

802.11ac VHT20_Nss1,(MCS0)_1TX

EBW

5180MHz

02/12/2019

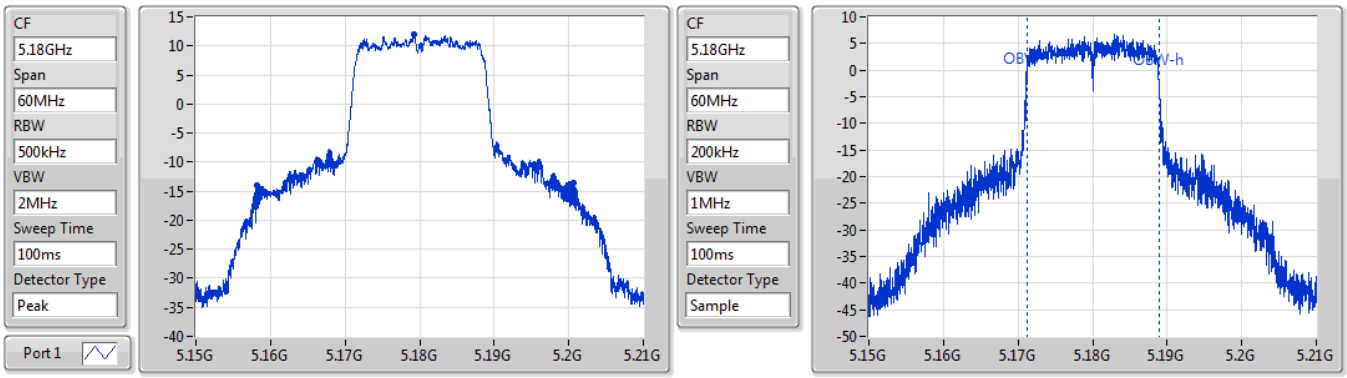

26dB(Hz)	Fl-26dB(Hz)	Fh-26dB(Hz)	OBW(Hz)	Fl-OBW(Hz)	Fh-OBW(Hz)	Limit(Hz)	Port
42.42M	5.15825G	5.20067G	17.751M	5.171154G	5.188906G	Inf	1

802.11ac VHT20_Nss1,(MCS0)_1TX

EBW

5200MHz

02/12/2019

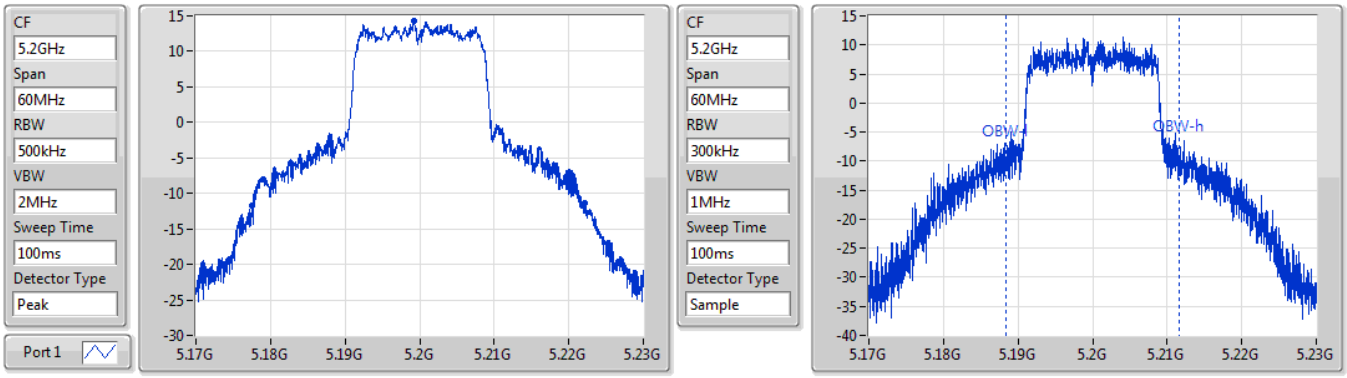

26dB(Hz)	Fl-26dB(Hz)	Fh-26dB(Hz)	OBW(Hz)	Fl-OBW(Hz)	Fh-OBW(Hz)	Limit(Hz)	Port
44.58M	5.17759G	5.22217G	23.388M	5.188306G	5.211694G	Inf	1

802.11ac VHT20_Nss1,(MCS0)_1TX

EBW

5240MHz

02/12/2019

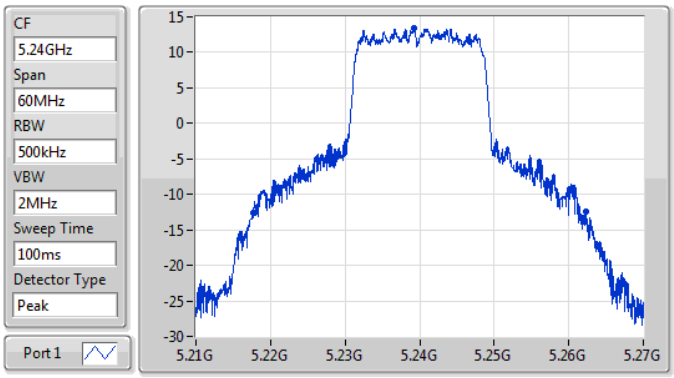

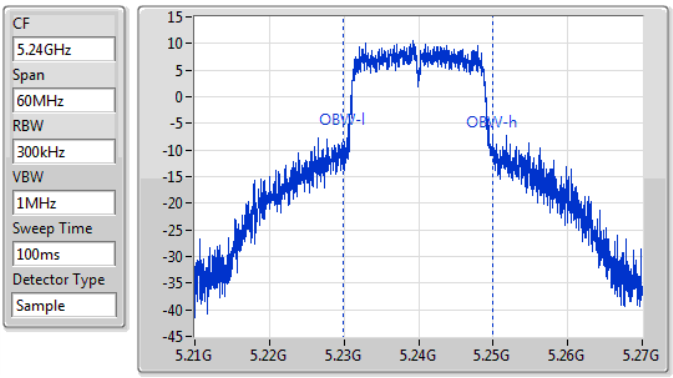

26dB(Hz)	Fl-26dB(Hz)	Fh-26dB(Hz)	OBW(Hz)	Fl-OBW(Hz)	Fh-OBW(Hz)	Limit(Hz)	Port
44.7M	5.21768G	5.26238G	20.06M	5.229835G	5.249895G	Inf	1

802.11ac VHT20_Nss1,(MCS0)_1TX

EBW

5260MHz

02/12/2019

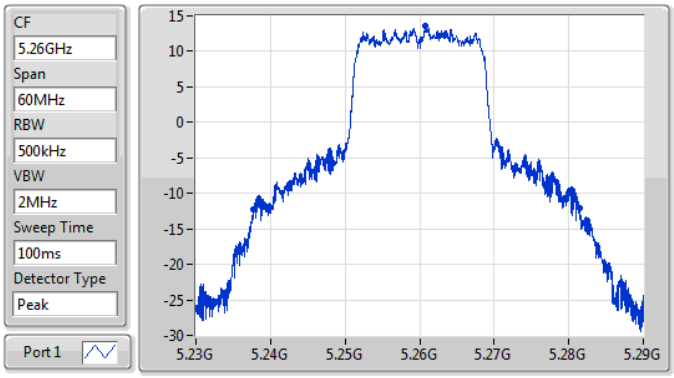

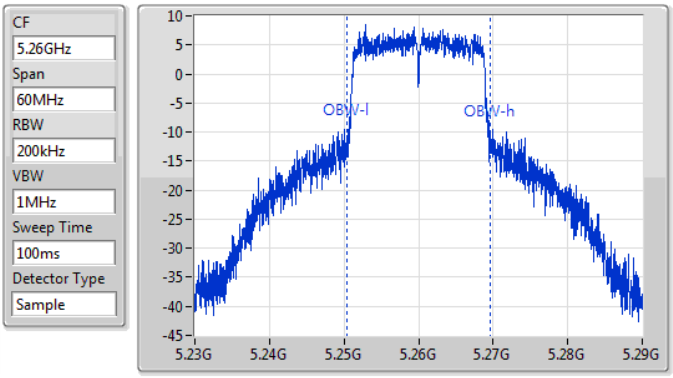

26dB(Hz)	Fl-26dB(Hz)	Fh-26dB(Hz)	OBW(Hz)	Fl-OBW(Hz)	Fh-OBW(Hz)	Limit(Hz)	Port
43.65M	5.23777G	5.28142G	19.16M	5.250405G	5.269565G	Inf	1

802.11ac VHT20_Nss1,(MCS0)_1TX

EBW

5300MHz

02/12/2019

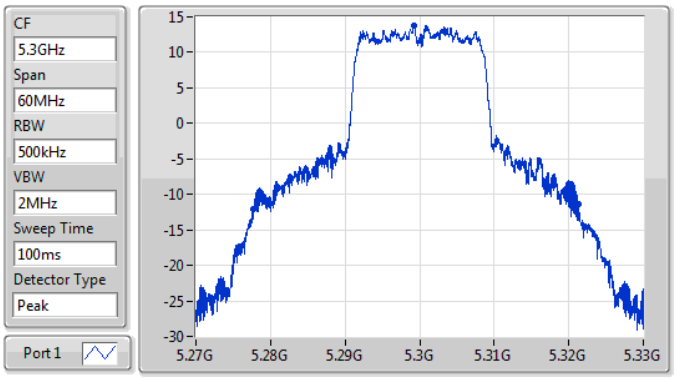

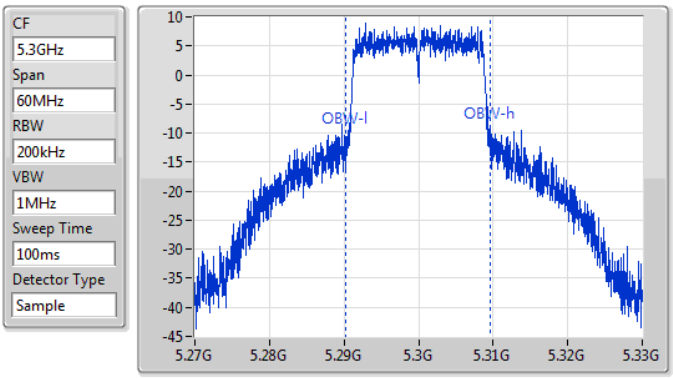

26dB(Hz)	Fl-26dB(Hz)	Fh-26dB(Hz)	OBW(Hz)	Fl-OBW(Hz)	Fh-OBW(Hz)	Limit(Hz)	Port
43.62M	5.27765G	5.32127G	19.43M	5.290255G	5.309685G	Inf	1

802.11ac VHT20_Nss1,(MCS0)_1TX

EBW

5320MHz

02/12/2019

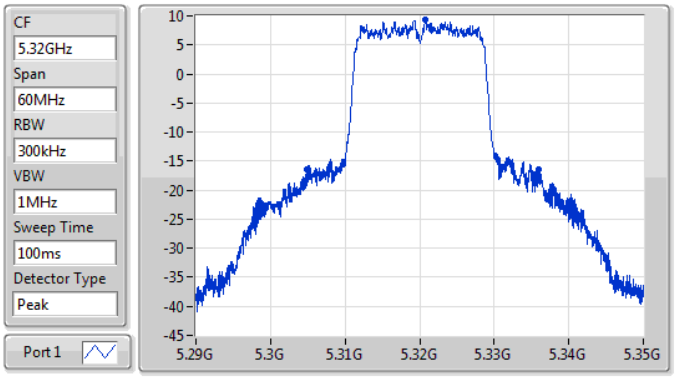

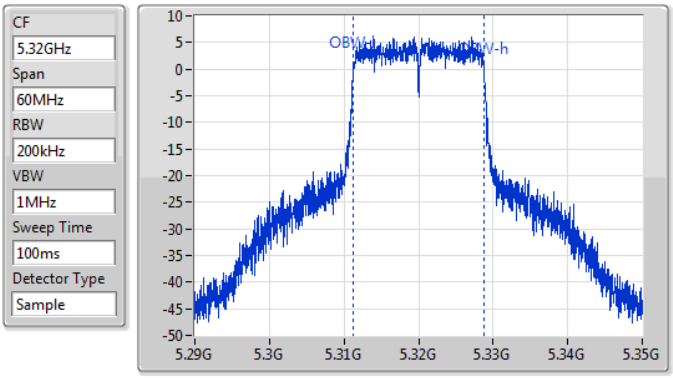

26dB(Hz)	Fl-26dB(Hz)	Fh-26dB(Hz)	OBW(Hz)	Fl-OBW(Hz)	Fh-OBW(Hz)	Limit(Hz)	Port
31.14M	5.30485G	5.33599G	17.601M	5.311214G	5.328816G	Inf	1

802.11ac VHT20_Nss1,(MCS0)_1TX

EBW

5500MHz

02/12/2019

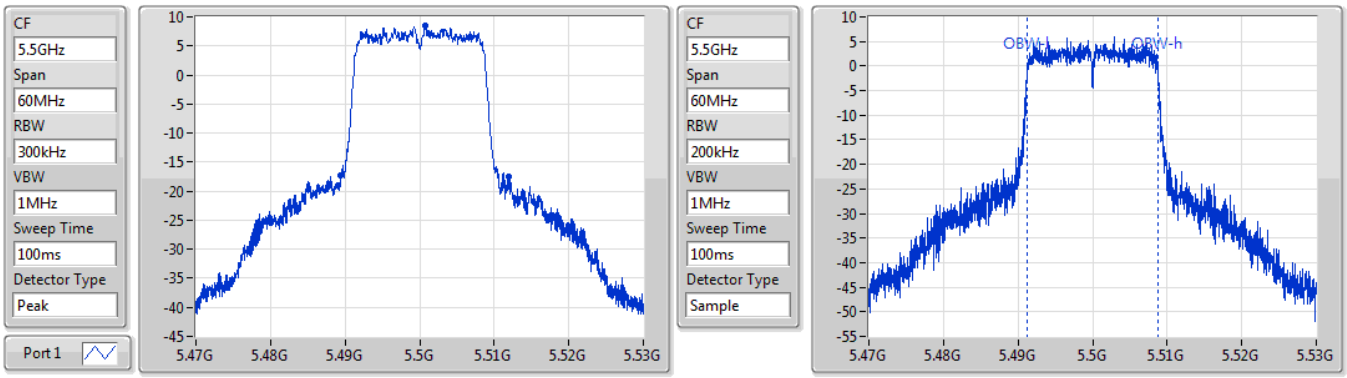

26dB(Hz)	Fl-26dB(Hz)	Fh-26dB(Hz)	OBW(Hz)	Fl-OBW(Hz)	Fh-OBW(Hz)	Limit(Hz)	Port
22.44M	5.48947G	5.51191G	17.571M	5.491214G	5.508786G	Inf	1

802.11ac VHT20_Nss1,(MCS0)_1TX

EBW

5580MHz

02/12/2019

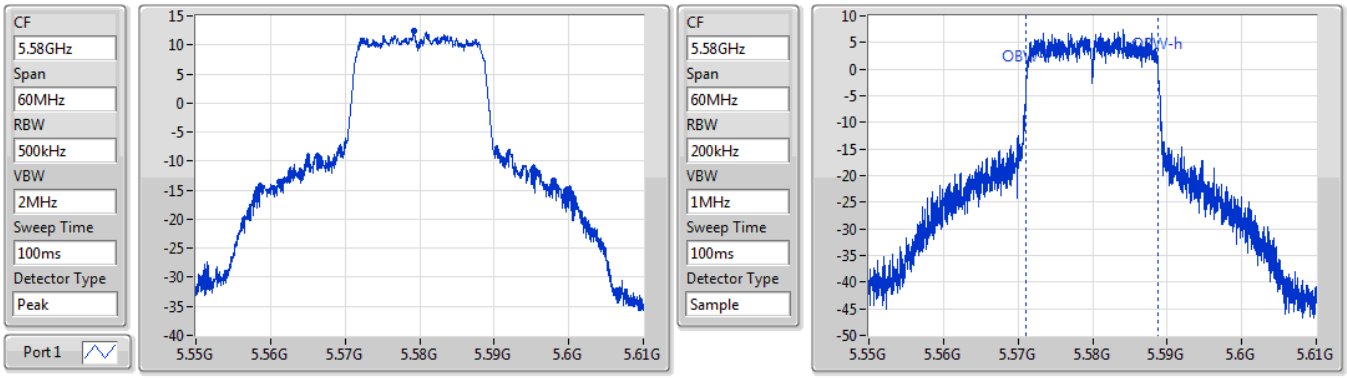

26dB(Hz)	Fl-26dB(Hz)	Fh-26dB(Hz)	OBW(Hz)	Fl-OBW(Hz)	Fh-OBW(Hz)	Limit(Hz)	Port
36.69M	5.56125G	5.59794G	17.691M	5.571124G	5.588816G	Inf	1

802.11ac VHT20_Nss1,(MCS0)_1TX

EBW

5700MHz

02/12/2019

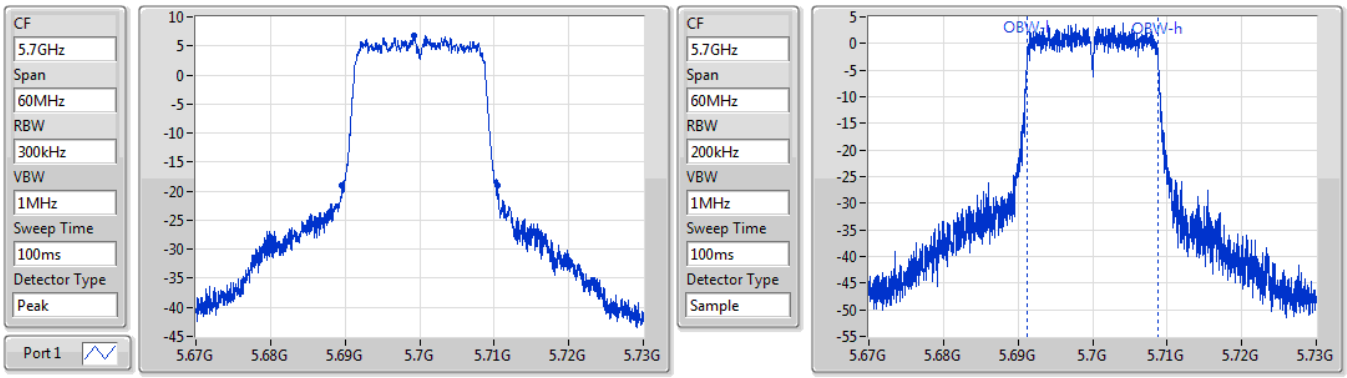

26dB(Hz)	Fl-26dB(Hz)	Fh-26dB(Hz)	OBW(Hz)	Fl-OBW(Hz)	Fh-OBW(Hz)	Limit(Hz)	Port
20.88M	5.68962G	5.7105G	17.541M	5.691244G	5.708786G	Inf	1

802.11ac VHT20_Nss1,(MCS0)_1TX

EBW

5745MHz

02/12/2019

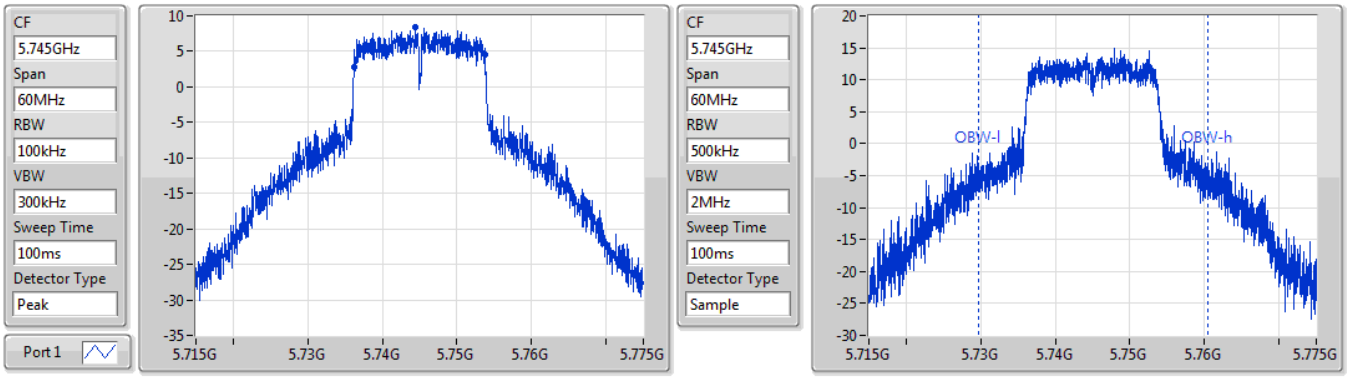

6dB(Hz)	Fl-6dB(Hz)	Fh-6dB(Hz)	OBW(Hz)	Fl-OBW(Hz)	Fh-OBW(Hz)	Limit(Hz)	Port
17.61M	5.73621G	5.75382G	30.765M	5.729678G	5.760442G	500k	1

802.11ac VHT20_Nss1,(MCS0)_1TX

EBW

5785MHz

02/12/2019

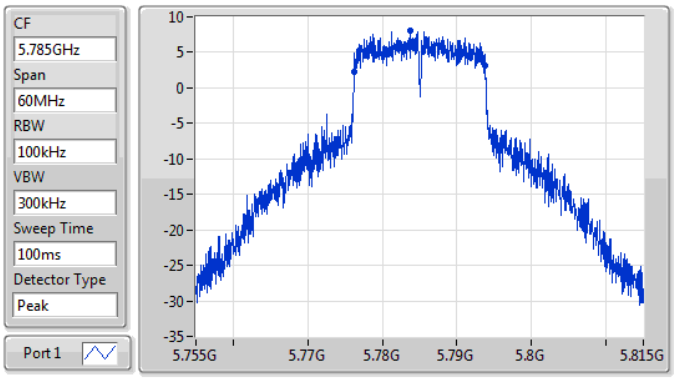

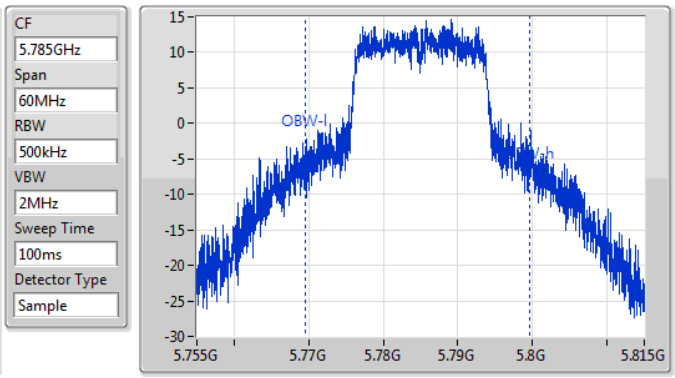

6dB(Hz)	Fl-6dB(Hz)	Fh-6dB(Hz)	OBW(Hz)	Fl-OBW(Hz)	Fh-OBW(Hz)	Limit(Hz)	Port
17.61M	5.77621G	5.79382G	30.225M	5.769468G	5.799693G	500k	1

802.11ac VHT20_Nss1,(MCS0)_1TX

EBW

5825MHz

02/12/2019

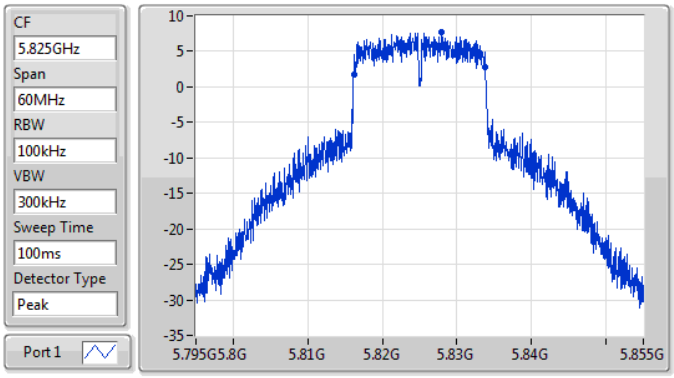

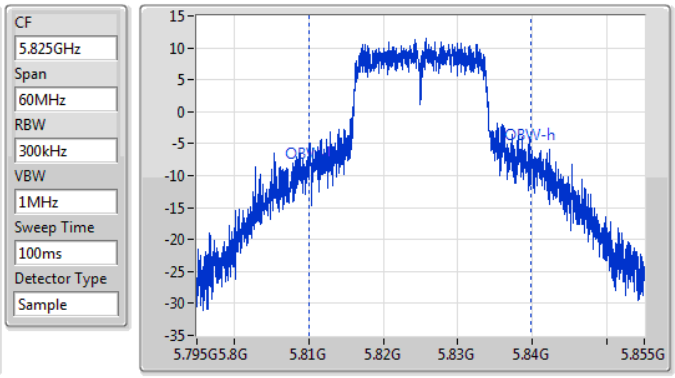

6dB(Hz)	Fl-6dB(Hz)	Fh-6dB(Hz)	OBW(Hz)	Fl-OBW(Hz)	Fh-OBW(Hz)	Limit(Hz)	Port
17.64M	5.81618G	5.83382G	29.775M	5.810097G	5.839873G	500k	1

802.11ac VHT40_Nss1,(MCS0)_1TX

EBW

5190MHz

02/12/2019

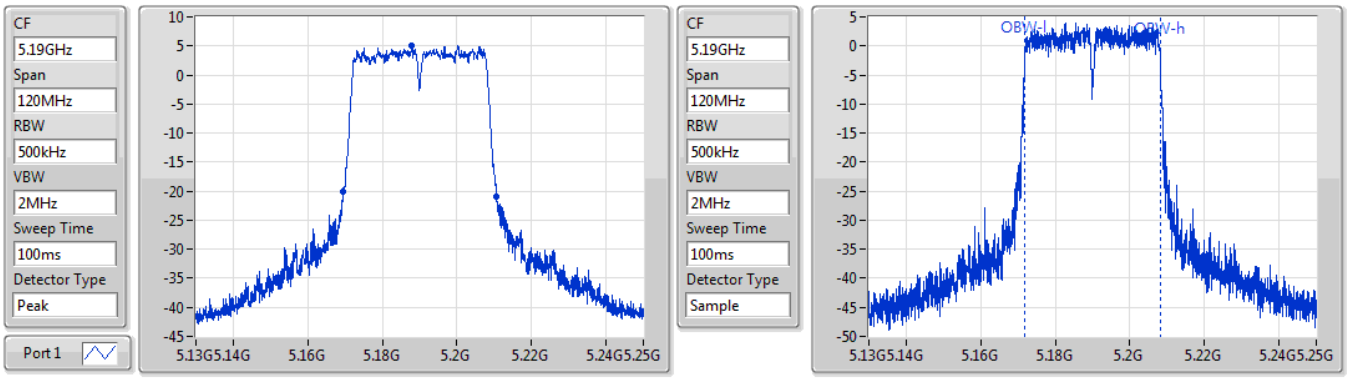

26dB(Hz)	Fl-26dB(Hz)	Fh-26dB(Hz)	OBW(Hz)	Fl-OBW(Hz)	Fh-OBW(Hz)	Limit(Hz)	Port
41.04M	5.16954G	5.21058G	36.102M	5.171949G	5.208051G	Inf	1

802.11ac VHT40_Nss1,(MCS0)_1TX

EBW

5230MHz

02/12/2019

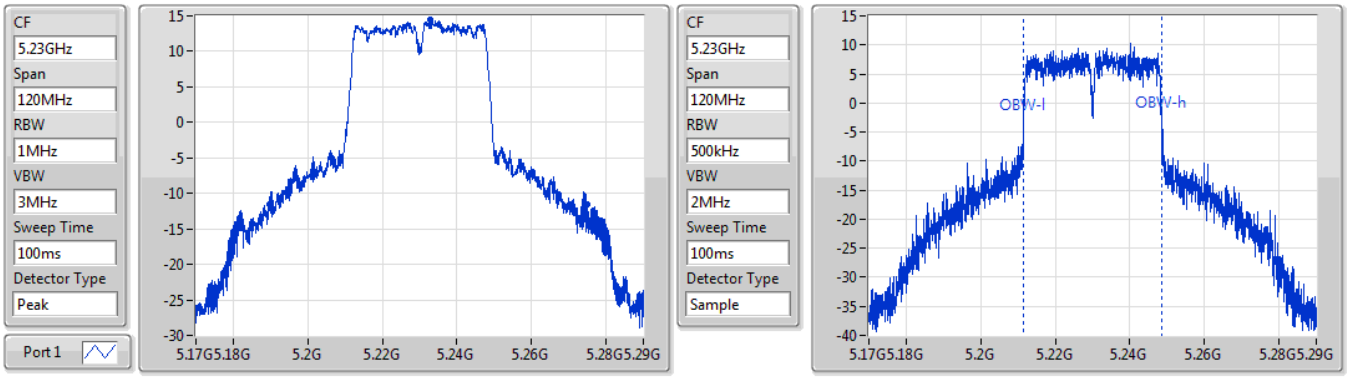

26dB(Hz)	Fl-26dB(Hz)	Fh-26dB(Hz)	OBW(Hz)	Fl-OBW(Hz)	Fh-OBW(Hz)	Limit(Hz)	Port
85.44M	5.18956G	5.275G	37.181M	5.211409G	5.248591G	Inf	1

802.11ac VHT40_Nss1,(MCS0)_1TX

EBW

5270MHz

02/12/2019

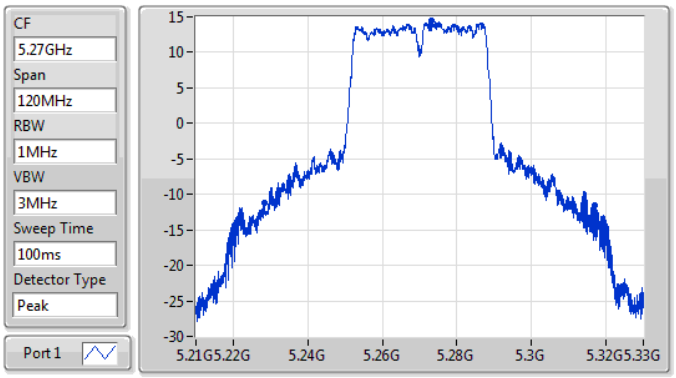

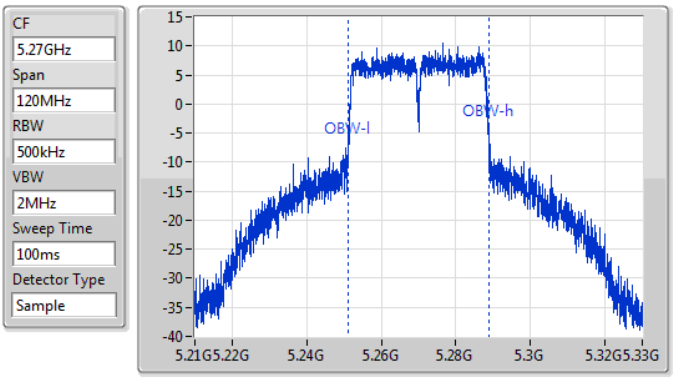

26dB(Hz)	Fl-26dB(Hz)	Fh-26dB(Hz)	OBW(Hz)	Fl-OBW(Hz)	Fh-OBW(Hz)	Limit(Hz)	Port
88.56M	5.22848G	5.31704G	38.021M	5.25099G	5.28901G	Inf	1

802.11ac VHT40_Nss1,(MCS0)_1TX

EBW

5310MHz

02/12/2019

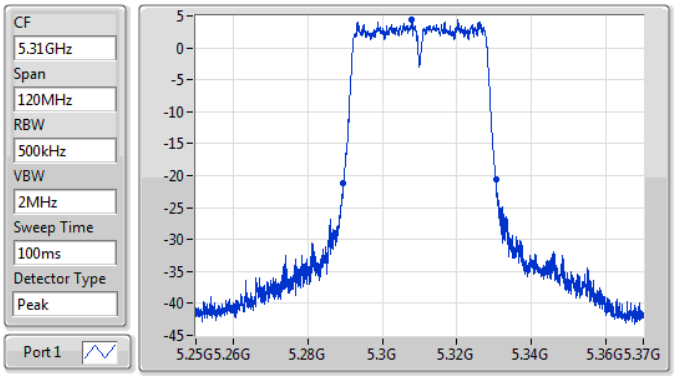

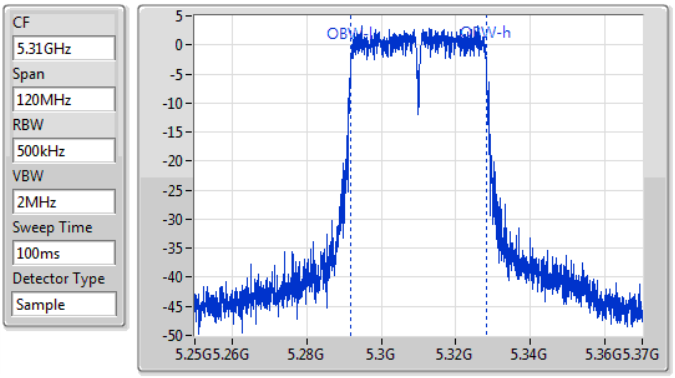

26dB(Hz)	Fl-26dB(Hz)	Fh-26dB(Hz)	OBW(Hz)	Fl-OBW(Hz)	Fh-OBW(Hz)	Limit(Hz)	Port
41.04M	5.28948G	5.33052G	36.102M	5.291949G	5.328051G	Inf	1

802.11ac VHT40_Nss1,(MCS0)_1TX

EBW

5510MHz

02/12/2019

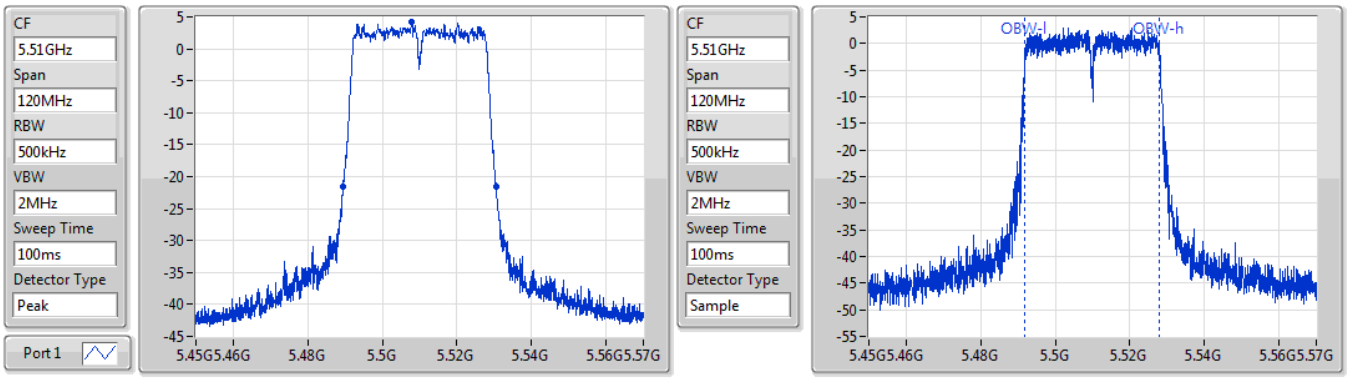

26dB(Hz)	Fl-26dB(Hz)	Fh-26dB(Hz)	OBW(Hz)	Fl-OBW(Hz)	Fh-OBW(Hz)	Limit(Hz)	Port
41.16M	5.48936G	5.53052G	36.042M	5.491949G	5.527991G	Inf	1

802.11ac VHT40_Nss1,(MCS0)_1TX

EBW

5550MHz

02/12/2019

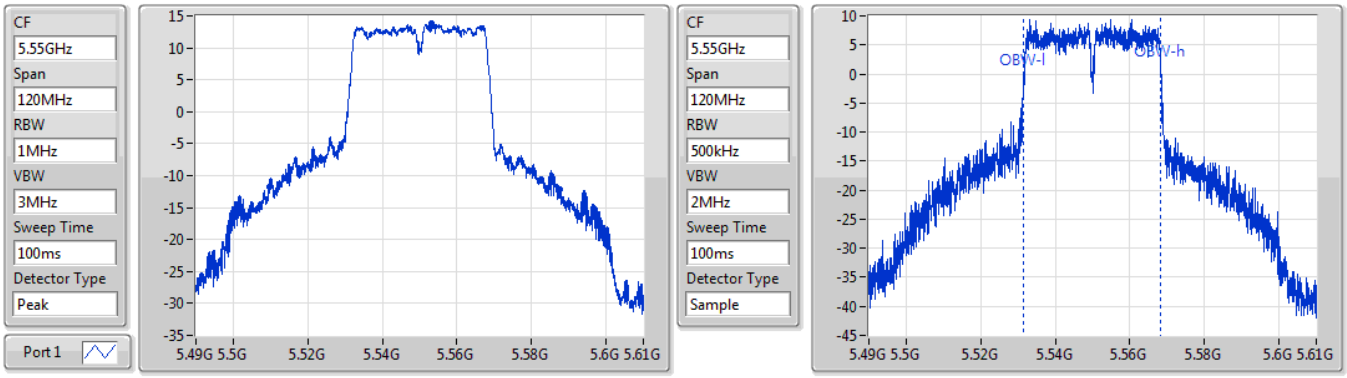

26dB(Hz)	Fl-26dB(Hz)	Fh-26dB(Hz)	OBW(Hz)	Fl-OBW(Hz)	Fh-OBW(Hz)	Limit(Hz)	Port
78M	5.50968G	5.58768G	36.942M	5.531349G	5.568291G	Inf	1

802.11ac VHT40_Nss1,(MCS0)_1TX

EBW

5670MHz

02/12/2019

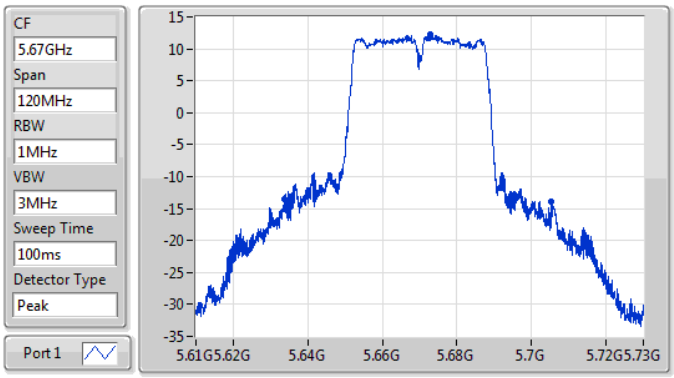

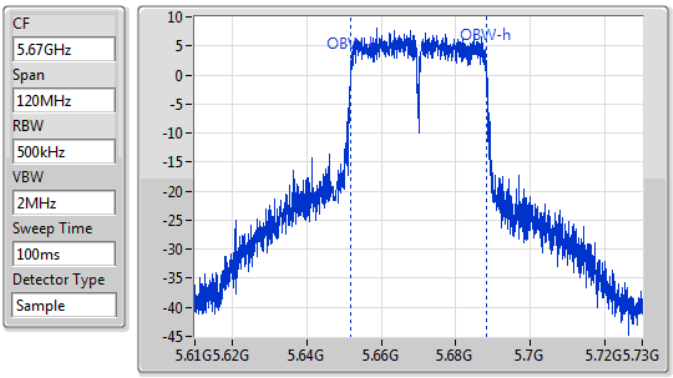

26dB(Hz)	Fl-26dB(Hz)	Fh-26dB(Hz)	OBW(Hz)	Fl-OBW(Hz)	Fh-OBW(Hz)	Limit(Hz)	Port
71.52M	5.63364G	5.70516G	36.222M	5.651829G	5.688051G	Inf	1

802.11ac VHT40_Nss1,(MCS0)_1TX

EBW

5755MHz

02/12/2019

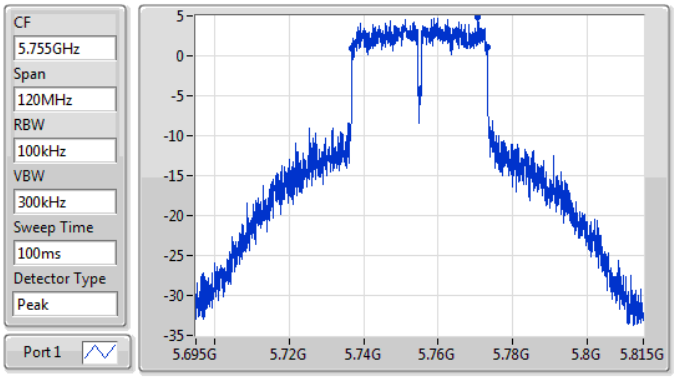

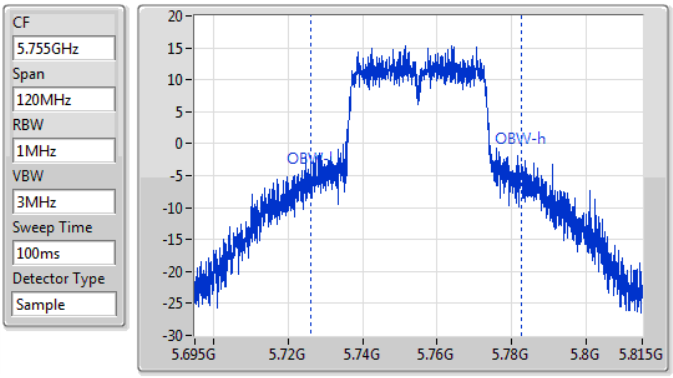

6dB(Hz)	Fl-6dB(Hz)	Fh-6dB(Hz)	OBW(Hz)	Fl-OBW(Hz)	Fh-OBW(Hz)	Limit(Hz)	Port
36.36M	5.73682G	5.77318G	56.492M	5.726214G	5.782706G	500k	1

802.11ac VHT40_Nss1,(MCS0)_1TX

EBW

5795MHz

02/12/2019

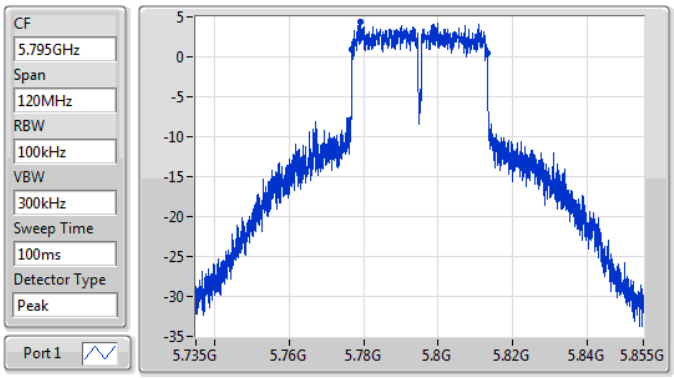

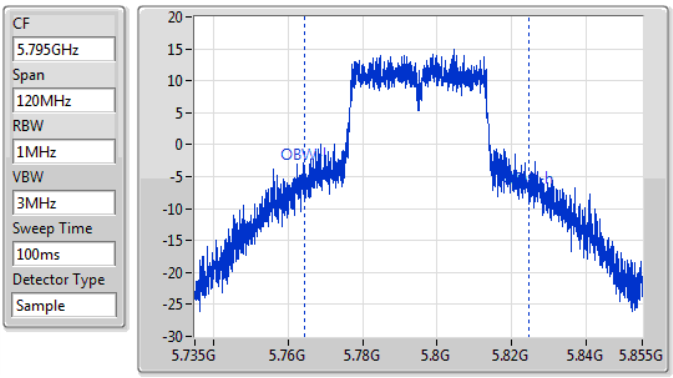

6dB(Hz)	Fl-6dB(Hz)	Fh-6dB(Hz)	OBW(Hz)	Fl-OBW(Hz)	Fh-OBW(Hz)	Limit(Hz)	Port
36.36M	5.77682G	5.81318G	60.21M	5.764295G	5.824505G	500k	1

802.11ac VHT80_Nss1,(MCS0)_1TX

EBW

5210MHz

02/12/2019

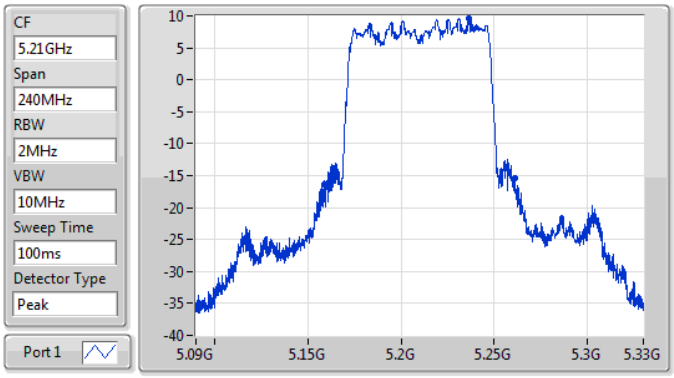

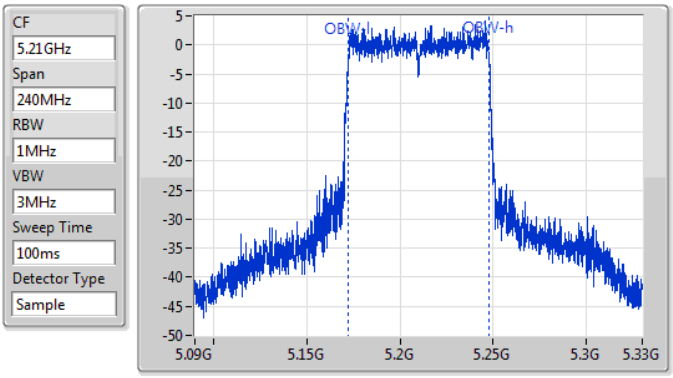

26dB(Hz)	Fl-26dB(Hz)	Fh-26dB(Hz)	OBW(Hz)	Fl-OBW(Hz)	Fh-OBW(Hz)	Limit(Hz)	Port
102.6M	5.15876G	5.26136G	75.562M	5.172219G	5.247781G	Inf	1

802.11ac VHT80_Nss1,(MCS0)_1TX

EBW

5290MHz

02/12/2019

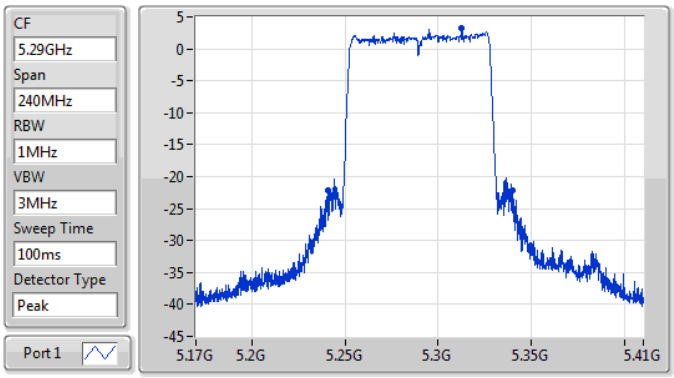

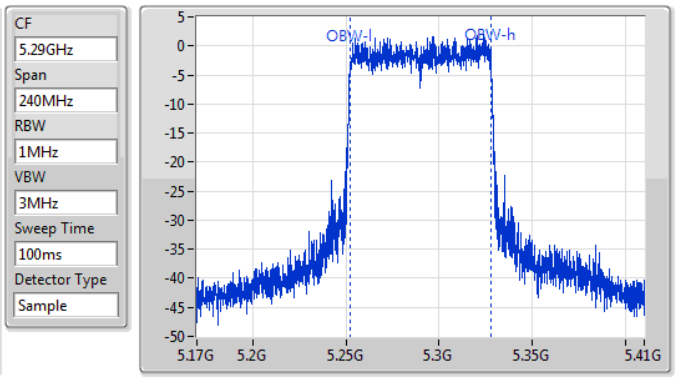

26dB(Hz)	Fl-26dB(Hz)	Fh-26dB(Hz)	OBW(Hz)	Fl-OBW(Hz)	Fh-OBW(Hz)	Limit(Hz)	Port
98.52M	5.24116G	5.33968G	75.562M	5.252219G	5.327781G	Inf	1

802.11ac VHT80_Nss1,(MCS0)_1TX

EBW

5530MHz

02/12/2019

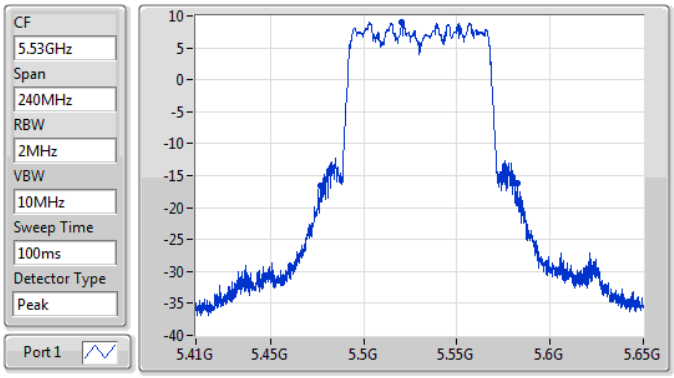

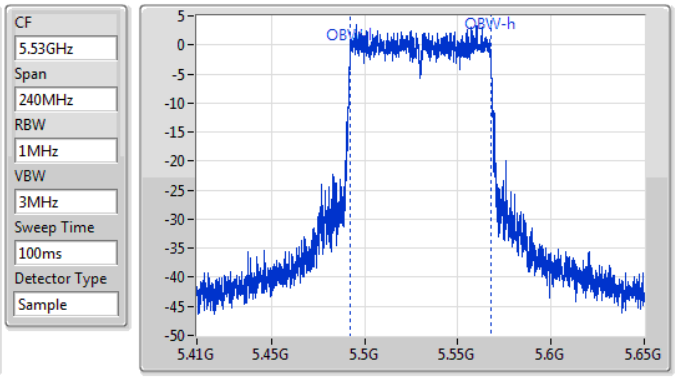

26dB(Hz)	Fl-26dB(Hz)	Fh-26dB(Hz)	OBW(Hz)	Fl-OBW(Hz)	Fh-OBW(Hz)	Limit(Hz)	Port
105.36M	5.47684G	5.5822G	75.562M	5.492219G	5.567781G	Inf	1

802.11ac VHT80_Nss1,(MCS0)_1TX

EBW

5610MHz

02/12/2019

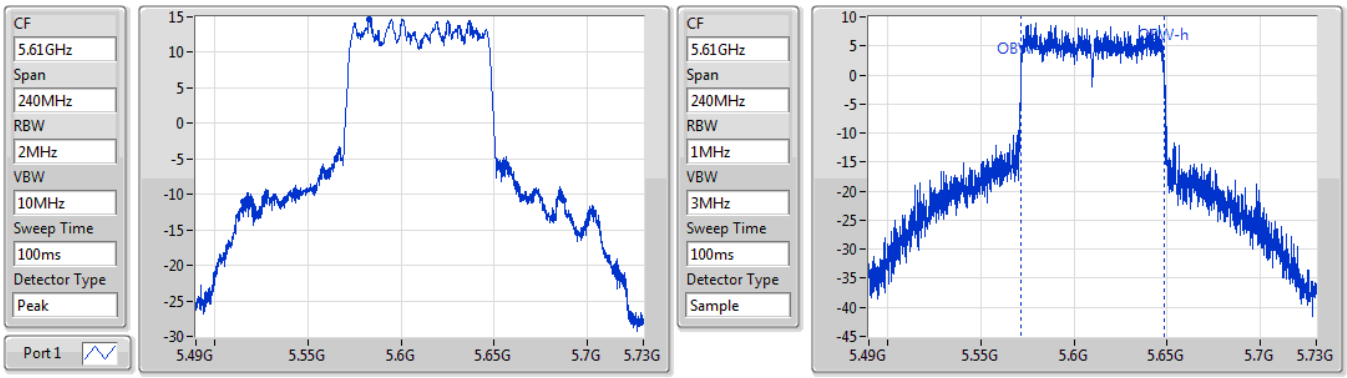

26dB(Hz)	Fl-26dB(Hz)	Fh-26dB(Hz)	OBW(Hz)	Fl-OBW(Hz)	Fh-OBW(Hz)	Limit(Hz)	Port
172.44M	5.51508G	5.68752G	76.522M	5.571619G	5.648141G	Inf	1

802.11ac VHT80_Nss1,(MCS0)_1TX

EBW

5775MHz

02/12/2019

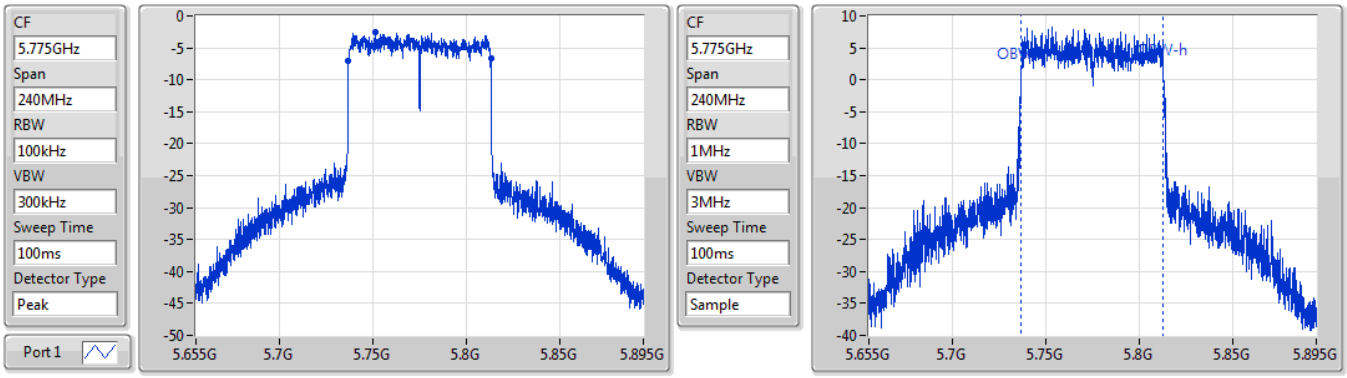

6dB(Hz)	Fl-6dB(Hz)	Fh-6dB(Hz)	OBW(Hz)	Fl-OBW(Hz)	Fh-OBW(Hz)	Limit(Hz)	Port
76.32M	5.73684G	5.81316G	76.042M	5.736859G	5.812901G	500k	1

Summary

Mode	Total Power (dBm)	Total Power (W)
5.15-5.25GHz	-	-
802.11a_Nss1,(6Mbps)_1TX	20.25	0.10593
802.11ac VHT20_Nss1,(MCS0)_1TX	20.17	0.10399
802.11ac VHT40_Nss1,(MCS0)_1TX	19.80	0.09550
802.11ac VHT80_Nss1,(MCS0)_1TX	13.39	0.02183
5.25-5.35GHz	-	-
802.11a_Nss1,(6Mbps)_1TX	19.97	0.09931
802.11ac VHT20_Nss1,(MCS0)_1TX	19.92	0.09817
802.11ac VHT40_Nss1,(MCS0)_1TX	19.84	0.09638
802.11ac VHT80_Nss1,(MCS0)_1TX	11.71	0.01483
5.47-5.725GHz	-	-
802.11a_Nss1,(6Mbps)_1TX	19.89	0.09750
802.11ac VHT20_Nss1,(MCS0)_1TX	18.58	0.07211
802.11ac VHT40_Nss1,(MCS0)_1TX	19.45	0.08810
802.11ac VHT80_Nss1,(MCS0)_1TX	18.29	0.06745
5.725-5.85GHz	-	-
802.11a_Nss1,(6Mbps)_1TX	21.41	0.13836
802.11ac VHT20_Nss1,(MCS0)_1TX	21.44	0.13932
802.11ac VHT40_Nss1,(MCS0)_1TX	21.42	0.13868
802.11ac VHT80_Nss1,(MCS0)_1TX	17.62	0.05781

Result

Mode	Result	DG (dBi)	Port 1 (dBm)	Total Power (dBm)	Power Limit (dBm)
802.11a_Nss1,(6Mbps)_1TX	-	-	-	-	-
5180MHz	Pass	2.20	18.08	18.08	30.00
5200MHz	Pass	2.20	20.25	20.25	30.00
5240MHz	Pass	2.20	19.91	19.91	30.00
5260MHz	Pass	2.30	19.54	19.54	23.98
5300MHz	Pass	2.30	19.97	19.97	23.98
5320MHz	Pass	2.30	19.11	19.11	23.98
5500MHz	Pass	2.60	17.93	17.93	23.98
5580MHz	Pass	2.60	19.89	19.89	23.98
5700MHz	Pass	2.60	15.92	15.92	23.98
5745MHz	Pass	1.90	21.41	21.41	30.00
5785MHz	Pass	1.90	21.13	21.13	30.00
5825MHz	Pass	1.90	20.77	20.77	30.00
802.11ac VHT20_Nss1,(MCS0)_1TX	-	-	-	-	-
5180MHz	Pass	2.20	18.15	18.15	30.00
5200MHz	Pass	2.20	20.17	20.17	30.00
5240MHz	Pass	2.20	19.75	19.75	30.00
5260MHz	Pass	2.30	19.47	19.47	23.98
5300MHz	Pass	2.30	19.92	19.92	23.98
5320MHz	Pass	2.30	17.71	17.71	23.98
5500MHz	Pass	2.60	16.96	16.96	23.98
5580MHz	Pass	2.60	18.58	18.58	23.98
5700MHz	Pass	2.60	15.48	15.48	23.98
5745MHz	Pass	1.90	21.44	21.44	30.00
5785MHz	Pass	1.90	21.17	21.17	30.00
5825MHz	Pass	1.90	21.05	21.05	30.00
802.11ac VHT40_Nss1,(MCS0)_1TX	-	-	-	-	-
5190MHz	Pass	2.20	14.57	14.57	30.00
5230MHz	Pass	2.20	19.80	19.80	30.00
5270MHz	Pass	2.30	19.84	19.84	23.98
5310MHz	Pass	2.30	13.83	13.83	23.98
5510MHz	Pass	2.60	13.62	13.62	23.98
5550MHz	Pass	2.60	19.45	19.45	23.98
5670MHz	Pass	2.60	17.97	17.97	23.98
5755MHz	Pass	1.90	21.42	21.42	30.00
5795MHz	Pass	1.90	21.19	21.19	30.00
802.11ac VHT80_Nss1,(MCS0)_1TX	-	-	-	-	-
5210MHz	Pass	2.20	13.39	13.39	30.00
5290MHz	Pass	2.30	11.71	11.71	23.98
5530MHz	Pass	2.60	13.03	13.03	23.98
5610MHz	Pass	2.60	18.29	18.29	23.98
5775MHz	Pass	1.90	17.62	17.62	30.00

DG = Directional Gain; **Port X** = Port X output power

Summary

Mode	PD (dBm/RBW)
5.15-5.25GHz	-
802.11a_Nss1,(6Mbps)_1TX	8.08
802.11ac VHT20_Nss1,(MCS0)_1TX	7.67
802.11ac VHT40_Nss1,(MCS0)_1TX	4.23
802.11ac VHT80_Nss1,(MCS0)_1TX	-5.09
5.25-5.35GHz	-
802.11a_Nss1,(6Mbps)_1TX	7.84
802.11ac VHT20_Nss1,(MCS0)_1TX	7.48
802.11ac VHT40_Nss1,(MCS0)_1TX	4.31
802.11ac VHT80_Nss1,(MCS0)_1TX	-6.75
5.47-5.725GHz	-
802.11a_Nss1,(6Mbps)_1TX	7.78
802.11ac VHT20_Nss1,(MCS0)_1TX	6.10
802.11ac VHT40_Nss1,(MCS0)_1TX	3.75
802.11ac VHT80_Nss1,(MCS0)_1TX	-0.07
5.725-5.85GHz	-
802.11a_Nss1,(6Mbps)_1TX	7.76
802.11ac VHT20_Nss1,(MCS0)_1TX	7.40
802.11ac VHT40_Nss1,(MCS0)_1TX	4.30
802.11ac VHT80_Nss1,(MCS0)_1TX	-2.62

RBW = 500 kHz for 5.725-5.85GHz band / 1MHz for other band;

Result

Mode	Result	DG (dBi)	Port 1 (dBm/RBW)	PD (dBm/RBW)	PD Limit (dBm/RBW)
802.11a_Nss1,(6Mbps)_1TX	-	-	-	-	-
5180MHz	Pass	2.20	5.73	5.73	17.00
5200MHz	Pass	2.20	8.08	8.08	17.00
5240MHz	Pass	2.20	7.83	7.83	17.00
5260MHz	Pass	2.30	7.42	7.42	11.00
5300MHz	Pass	2.30	7.84	7.84	11.00
5320MHz	Pass	2.30	6.88	6.88	11.00
5500MHz	Pass	2.60	5.69	5.69	11.00
5580MHz	Pass	2.60	7.78	7.78	11.00
5700MHz	Pass	2.60	3.68	3.68	11.00
5745MHz	Pass	1.90	7.76	7.76	30.00
5785MHz	Pass	1.90	7.41	7.41	30.00
5825MHz	Pass	1.90	7.07	7.07	30.00
802.11ac VHT20_Nss1,(MCS0)_1TX	-	-	-	-	-
5180MHz	Pass	2.20	5.68	5.68	17.00
5200MHz	Pass	2.20	7.67	7.67	17.00
5240MHz	Pass	2.20	7.30	7.30	17.00
5260MHz	Pass	2.30	7.05	7.05	11.00
5300MHz	Pass	2.30	7.48	7.48	11.00
5320MHz	Pass	2.30	5.30	5.30	11.00
5500MHz	Pass	2.60	4.52	4.52	11.00
5580MHz	Pass	2.60	6.10	6.10	11.00
5700MHz	Pass	2.60	2.85	2.85	11.00
5745MHz	Pass	1.90	7.40	7.40	30.00
5785MHz	Pass	1.90	7.05	7.05	30.00
5825MHz	Pass	1.90	6.91	6.91	30.00
802.11ac VHT40_Nss1,(MCS0)_1TX	-	-	-	-	-
5190MHz	Pass	2.20	-1.17	-1.17	17.00
5230MHz	Pass	2.20	4.23	4.23	17.00
5270MHz	Pass	2.30	4.31	4.31	11.00
5310MHz	Pass	2.30	-1.96	-1.96	11.00
5510MHz	Pass	2.60	-2.07	-2.07	11.00
5550MHz	Pass	2.60	3.75	3.75	11.00
5670MHz	Pass	2.60	2.38	2.38	11.00
5755MHz	Pass	1.90	4.30	4.30	30.00
5795MHz	Pass	1.90	3.93	3.93	30.00
802.11ac VHT80_Nss1,(MCS0)_1TX	-	-	-	-	-
5210MHz	Pass	2.20	-5.09	-5.09	17.00
5290MHz	Pass	2.30	-6.75	-6.75	11.00
5530MHz	Pass	2.60	-5.65	-5.65	11.00
5610MHz	Pass	2.60	-0.07	-0.07	11.00
5775MHz	Pass	1.90	-2.62	-2.62	30.00

DG = Directional Gain; **RBW** = 500 kHz for 5.725-5.85GHz band / 1MHz for other band;
PD = trace bin-by-bin of each transmits port summing can be performed maximum power density; **Port X** = Port X power density;

802.11a_Nss1,(6Mbps)_1TX PSD

5180MHz

02/12/2019

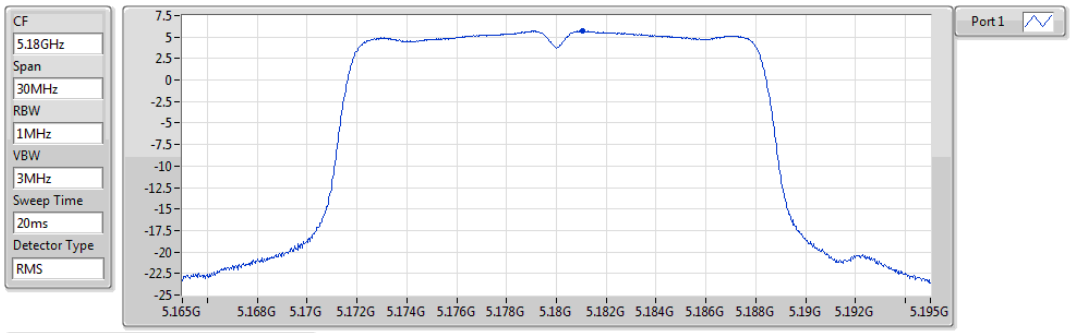

Sum	PD	Port 1
(dBm/RBW)	(dBm/RBW)	(dBm/RBW)
5.73	5.73	5.73

802.11a_Nss1,(6Mbps)_1TX PSD

5200MHz

02/12/2019

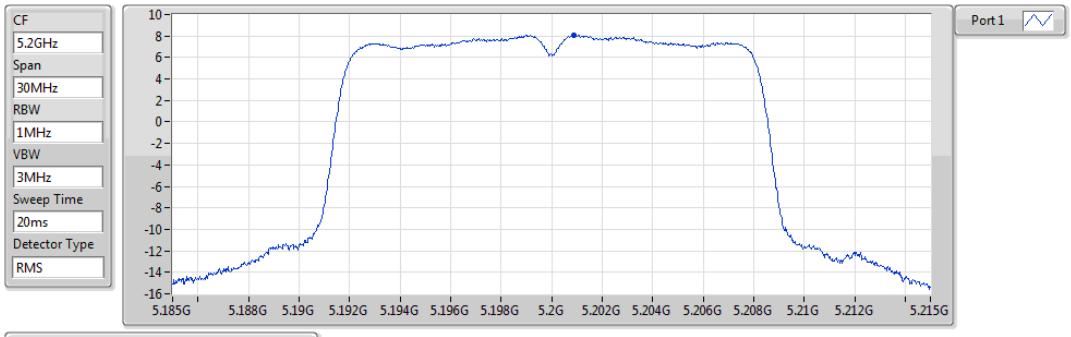

Sum	PD	Port 1
(dBm/RBW)	(dBm/RBW)	(dBm/RBW)
8.08	8.08	8.08

802.11a_Nss1,(6Mbps)_1TX PSD

5240MHz

02/12/2019

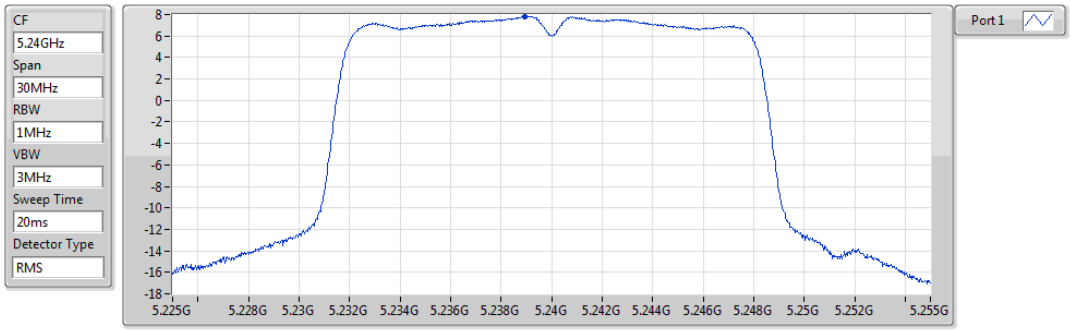

Sum	PD	Port 1
(dBm/RBW)	(dBm/RBW)	(dBm/RBW)
7.83	7.83	7.83

802.11a_Nss1,(6Mbps)_1TX PSD

5260MHz

02/12/2019

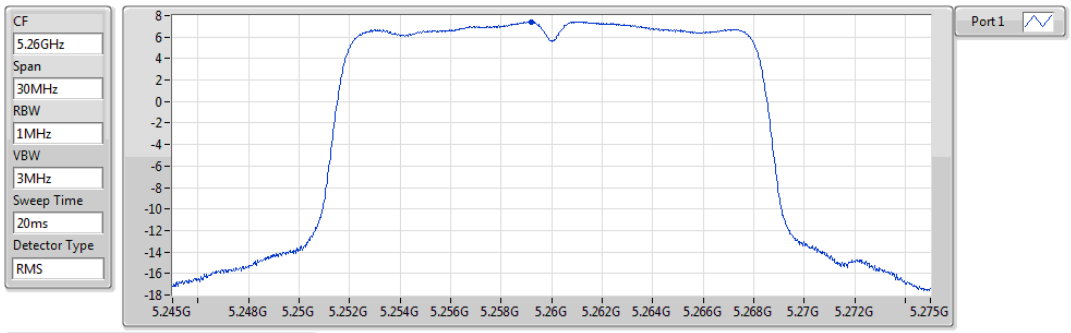

Sum	PD	Port 1
(dBm/RBW)	(dBm/RBW)	(dBm/RBW)
7.42	7.42	7.42

802.11a_Nss1,(6Mbps)_1TX PSD

5300MHz

02/12/2019

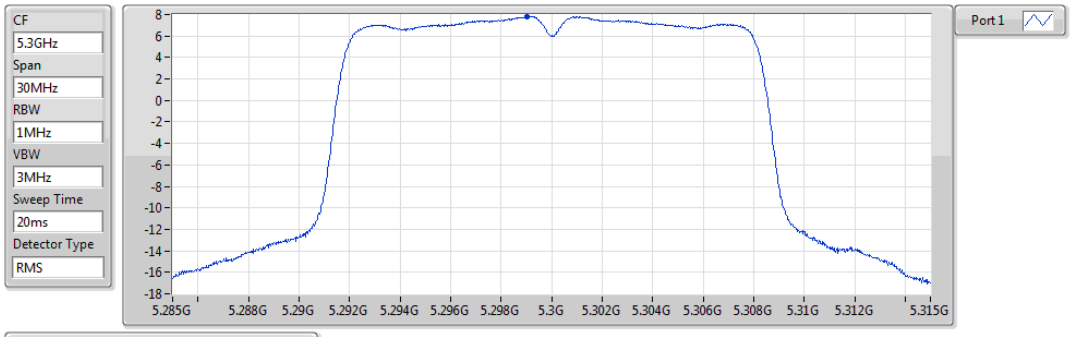

Sum	PD	Port 1
(dBm/RBW)	(dBm/RBW)	(dBm/RBW)
7.84	7.84	7.84

802.11a_Nss1,(6Mbps)_1TX PSD

5320MHz

02/12/2019

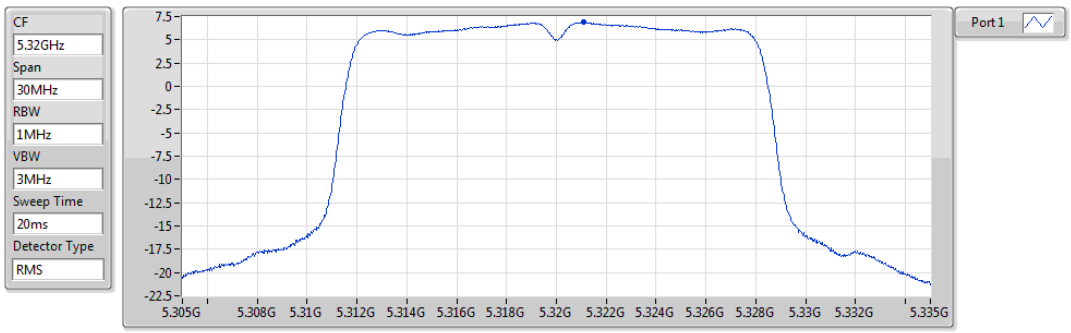

Sum	PD	Port 1
(dBm/RBW)	(dBm/RBW)	(dBm/RBW)
6.88	6.88	6.88

802.11a_Nss1,(6Mbps)_1TX PSD

5500MHz

02/12/2019

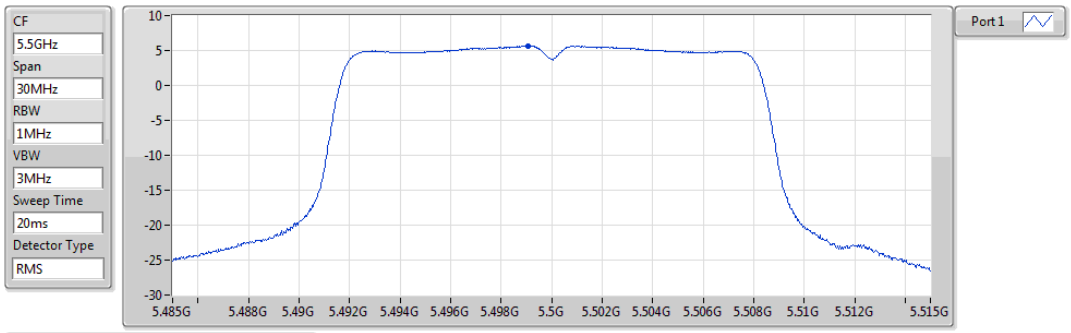

Sum	PD	Port 1
(dBm/RBW)	(dBm/RBW)	(dBm/RBW)
5.69	5.69	5.69

802.11a_Nss1,(6Mbps)_1TX PSD

5580MHz

02/12/2019

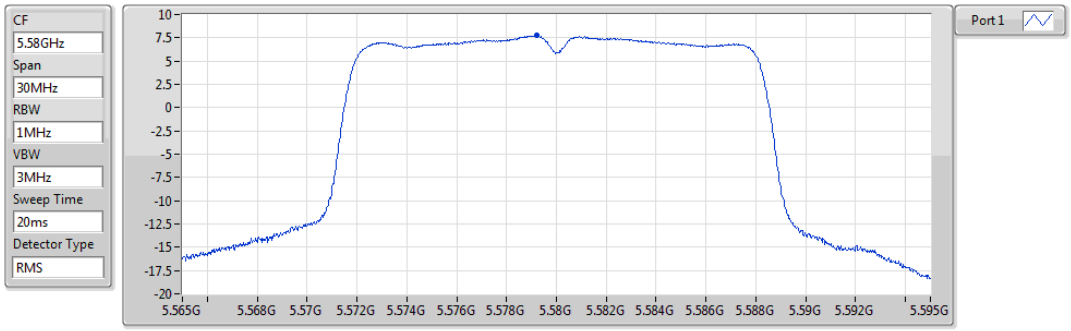

Sum	PD	Port 1
(dBm/RBW)	(dBm/RBW)	(dBm/RBW)
7.78	7.78	7.78

802.11a_Nss1,(6Mbps)_1TX PSD

5700MHz

02/12/2019

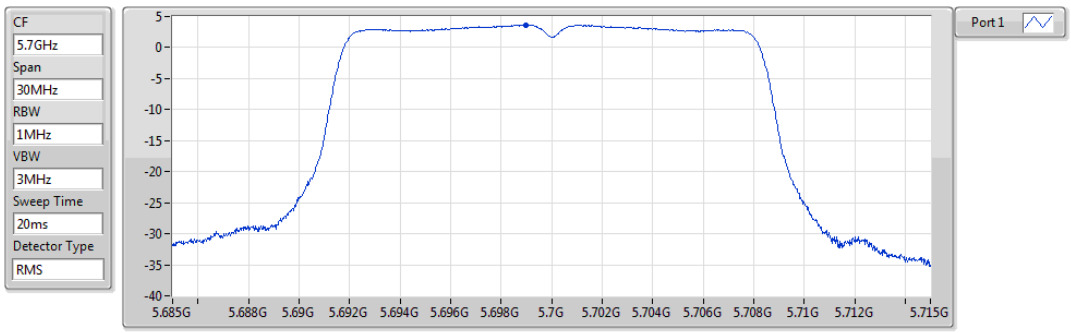

Sum	PD	Port 1
(dBm/RBW)	(dBm/RBW)	(dBm/RBW)
3.68	3.68	3.68

802.11a_Nss1,(6Mbps)_1TX PSD

5745MHz

02/12/2019

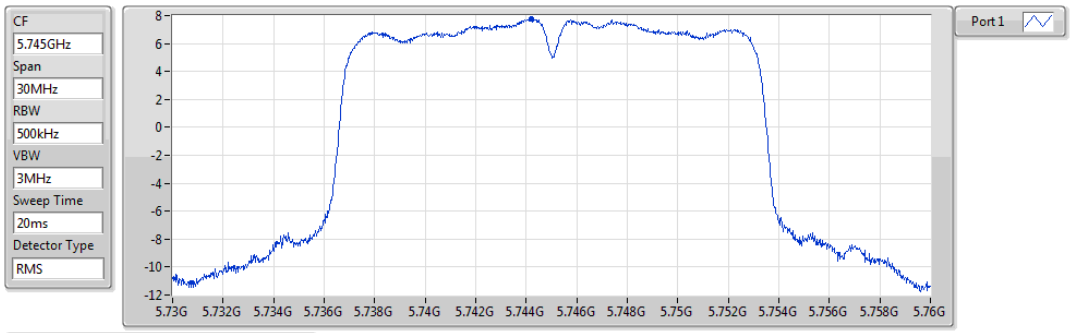

Sum	PD	Port 1
(dBm/RBW)	(dBm/RBW)	(dBm/RBW)
7.76	7.76	7.76

802.11a_Nss1,(6Mbps)_1TX PSD

5785MHz

02/12/2019

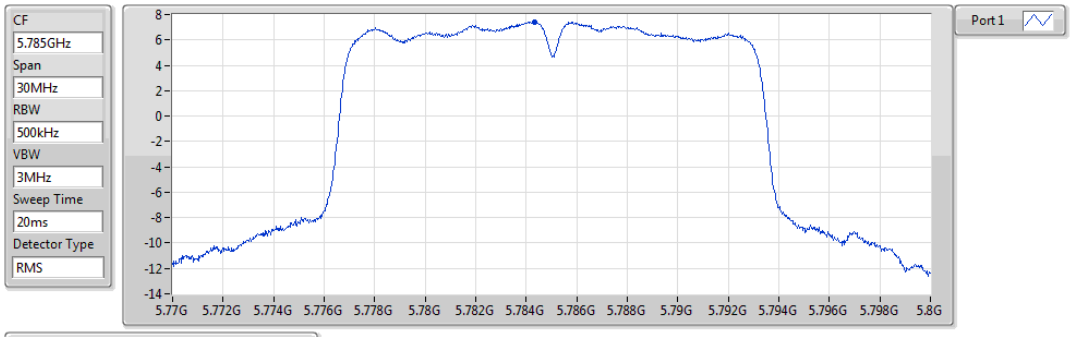

Sum	PD	Port 1
(dBm/RBW)	(dBm/RBW)	(dBm/RBW)
7.41	7.41	7.41

802.11a_Nss1,(6Mbps)_1TX PSD

5825MHz

02/12/2019

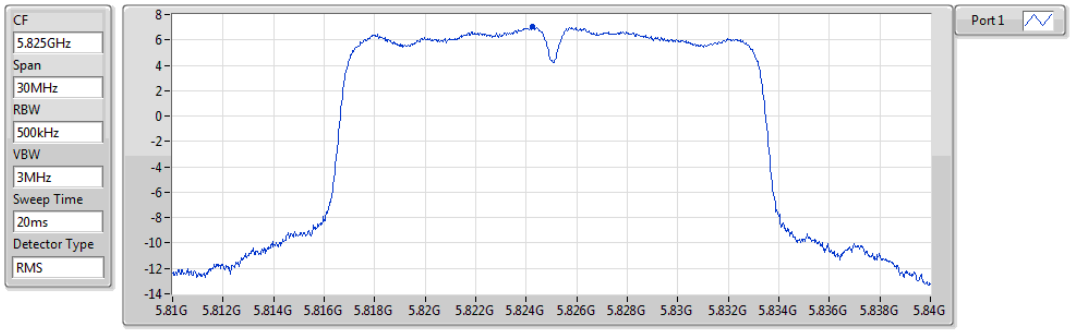

Sum	PD	Port 1
(dBm/RBW)	(dBm/RBW)	(dBm/RBW)
7.07	7.07	7.07

802.11ac VHT20_Nss1,(MCS0)_1TX PSD

5180MHz

02/12/2019

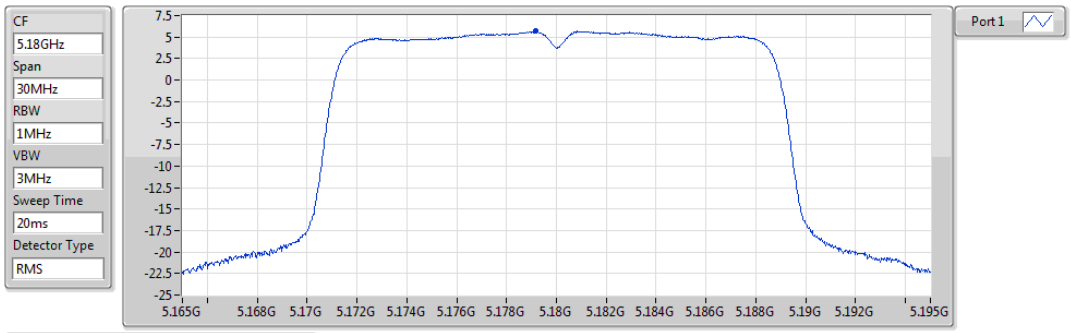

Sum	PD	Port 1
(dBm/RBW)	(dBm/RBW)	(dBm/RBW)
5.68	5.68	5.68

802.11ac VHT20_Nss1,(MCS0)_1TX PSD

5200MHz

02/12/2019

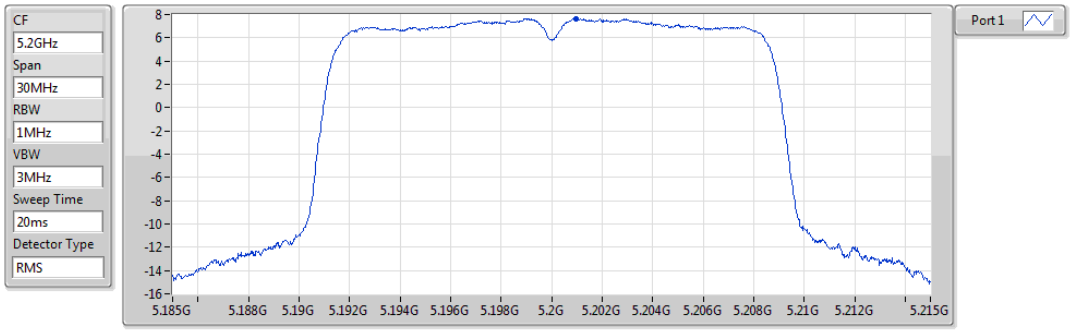

Sum	PD	Port 1
(dBm/RBW)	(dBm/RBW)	(dBm/RBW)
7.67	7.67	7.67

802.11ac VHT20_Nss1,(MCS0)_1TX PSD

5240MHz

02/12/2019

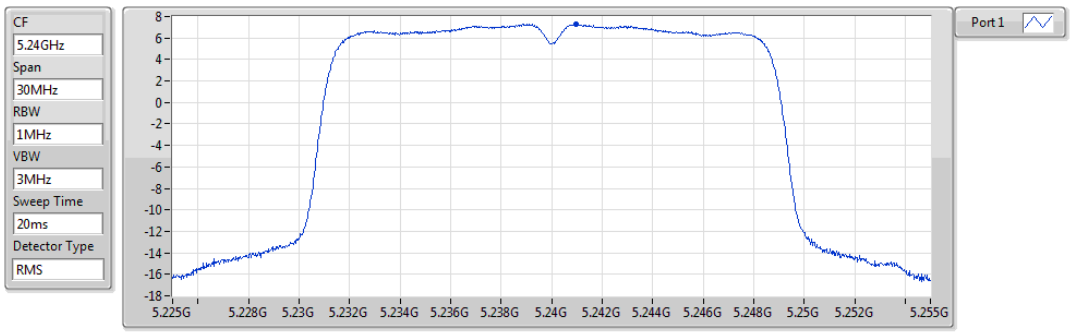

Sum	PD	Port 1
(dBm/RBW)	(dBm/RBW)	(dBm/RBW)
7.30	7.30	7.30

802.11ac VHT20_Nss1,(MCS0)_1TX PSD

5260MHz

02/12/2019

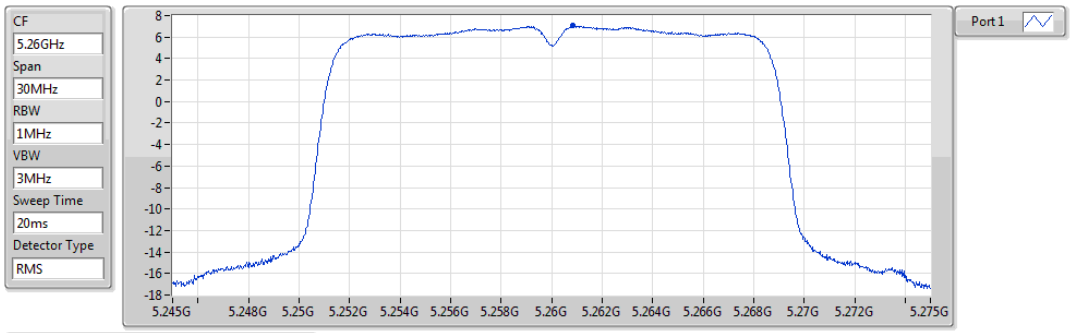

Sum	PD	Port 1
(dBm/RBW)	(dBm/RBW)	(dBm/RBW)
7.05	7.05	7.05

802.11ac VHT20_Nss1,(MCS0)_1TX PSD

5300MHz

02/12/2019

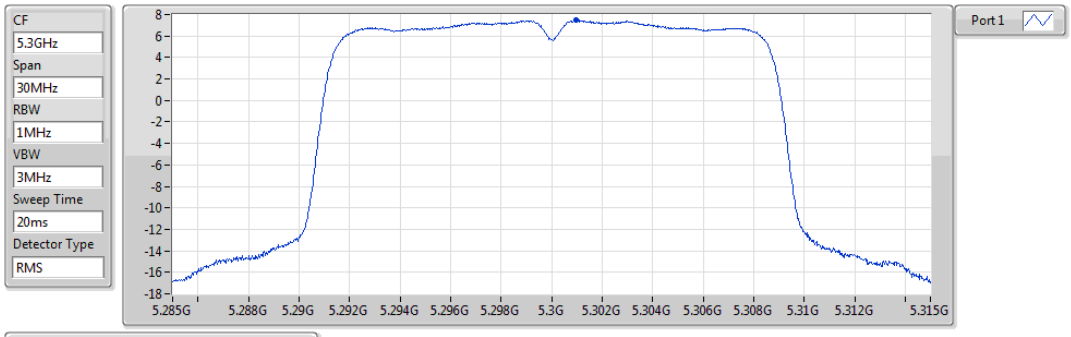

Sum	PD	Port 1
(dBm/RBW)	(dBm/RBW)	(dBm/RBW)
7.48	7.48	7.48

802.11ac VHT20_Nss1,(MCS0)_1TX PSD

5320MHz

02/12/2019

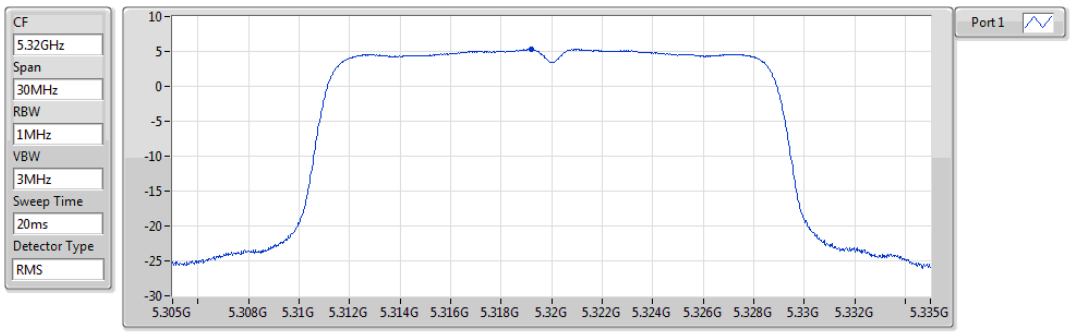

Sum	PD	Port 1
(dBm/RBW)	(dBm/RBW)	(dBm/RBW)
5.30	5.30	5.30

802.11ac VHT20_Nss1,(MCS0)_1TX PSD

5500MHz

02/12/2019

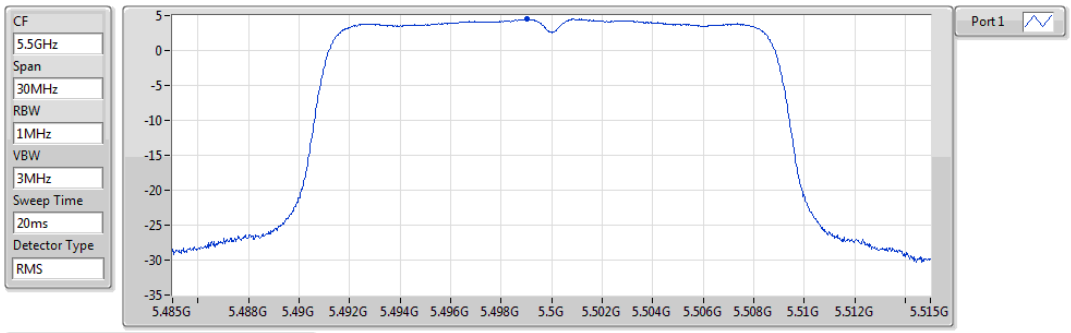

Sum	PD	Port 1
(dBm/RBW)	(dBm/RBW)	(dBm/RBW)
4.52	4.52	4.52

802.11ac VHT20_Nss1,(MCS0)_1TX PSD

5580MHz

02/12/2019

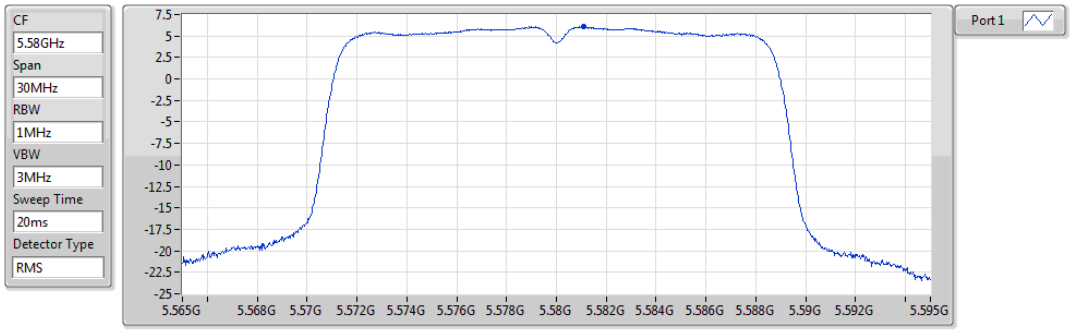

Sum	PD	Port 1
(dBm/RBW)	(dBm/RBW)	(dBm/RBW)
6.10	6.10	6.10

802.11ac VHT20_Nss1,(MCS0)_1TX PSD

5700MHz

02/12/2019

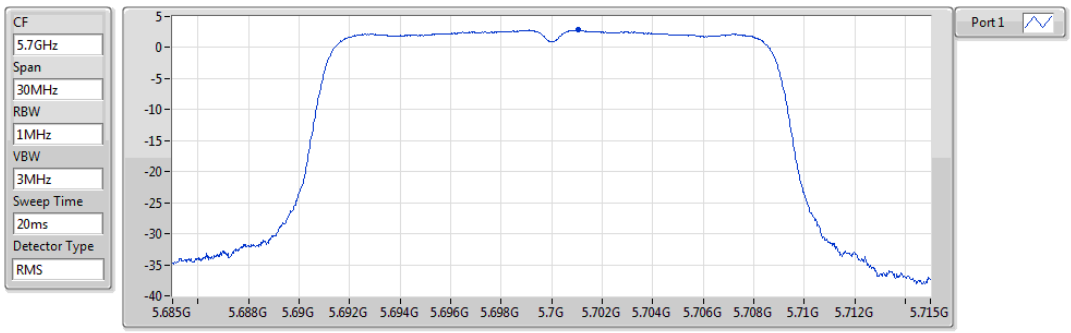

Sum	PD	Port 1
(dBm/RBW)	(dBm/RBW)	(dBm/RBW)
2.85	2.85	2.85

802.11ac VHT20_Nss1,(MCS0)_1TX PSD

5745MHz

02/12/2019

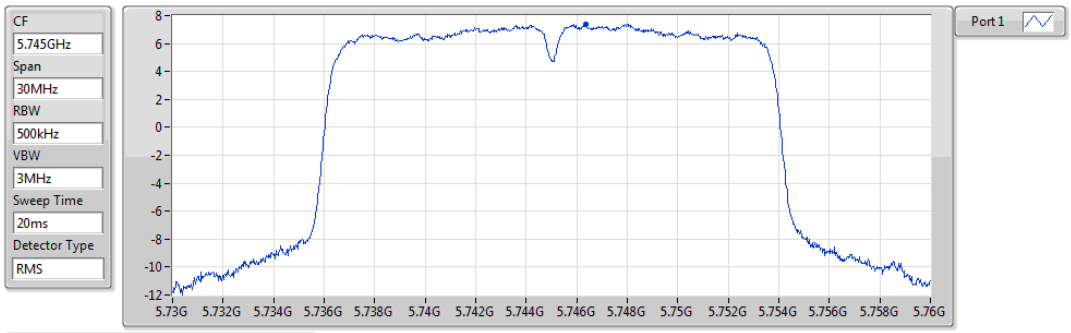

Sum	PD	Port 1
(dBm/RBW)	(dBm/RBW)	(dBm/RBW)
7.40	7.40	7.40

802.11ac VHT20_Nss1,(MCS0)_1TX PSD

5785MHz

02/12/2019

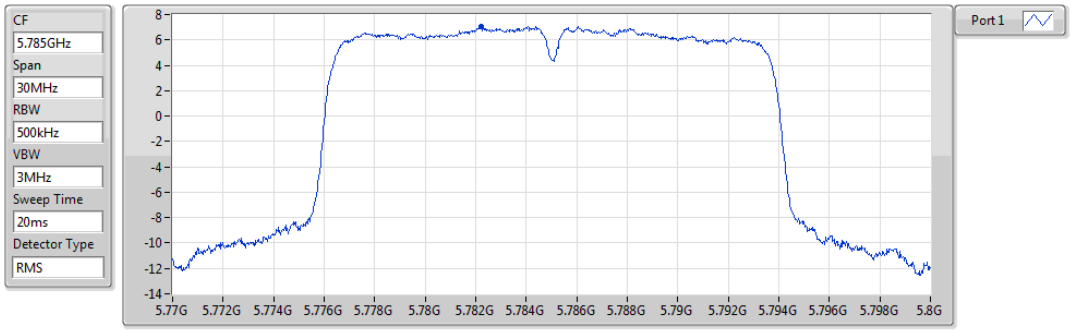

Sum	PD	Port 1
(dBm/RBW)	(dBm/RBW)	(dBm/RBW)
7.05	7.05	7.05

802.11ac VHT20_Nss1,(MCS0)_1TX PSD

5825MHz

02/12/2019

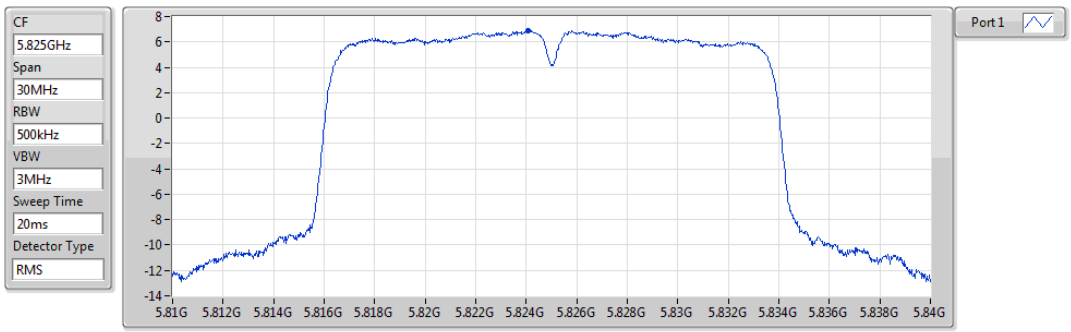

Sum	PD	Port 1
(dBm/RBW)	(dBm/RBW)	(dBm/RBW)
6.91	6.91	6.91

802.11ac VHT40_Nss1,(MCS0)_1TX PSD

5190MHz

02/12/2019

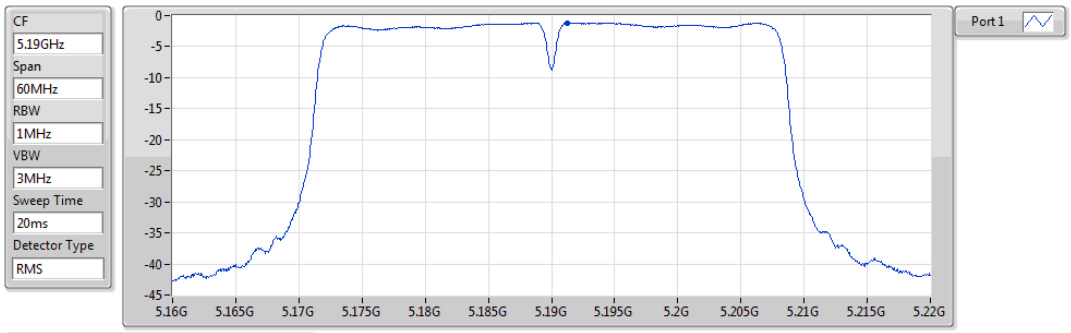

Sum	PD	Port 1
(dBm/RBW)	(dBm/RBW)	(dBm/RBW)
-1.17	-1.17	-1.17

802.11ac VHT40_Nss1,(MCS0)_1TX PSD

5230MHz

02/12/2019

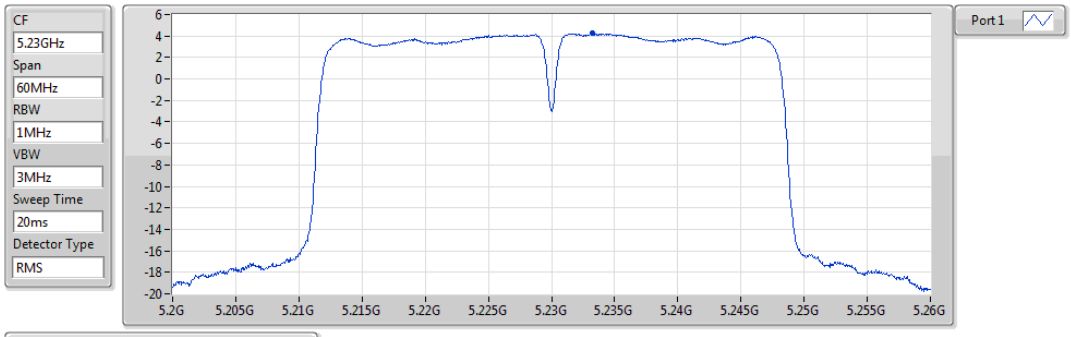

Sum	PD	Port 1
(dBm/RBW)	(dBm/RBW)	(dBm/RBW)
4.23	4.23	4.23

802.11ac VHT40_Nss1,(MCS0)_1TX PSD

5270MHz

02/12/2019

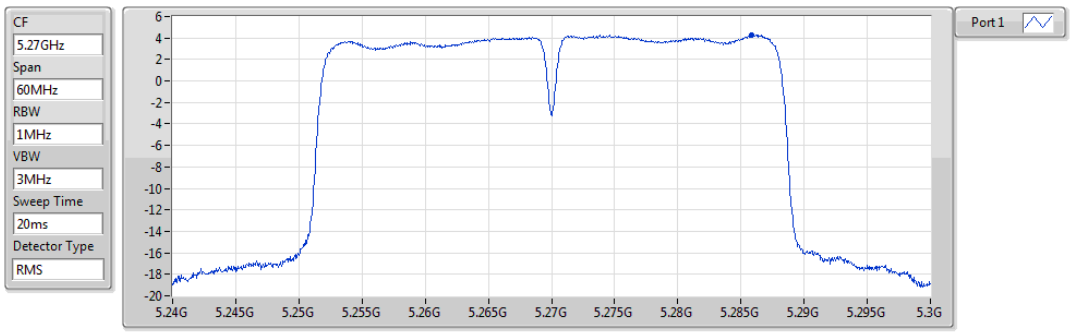

Sum	PD	Port 1
(dBm/RBW)	(dBm/RBW)	(dBm/RBW)
4.31	4.31	4.31

802.11ac VHT40_Nss1,(MCS0)_1TX PSD

5310MHz

02/12/2019

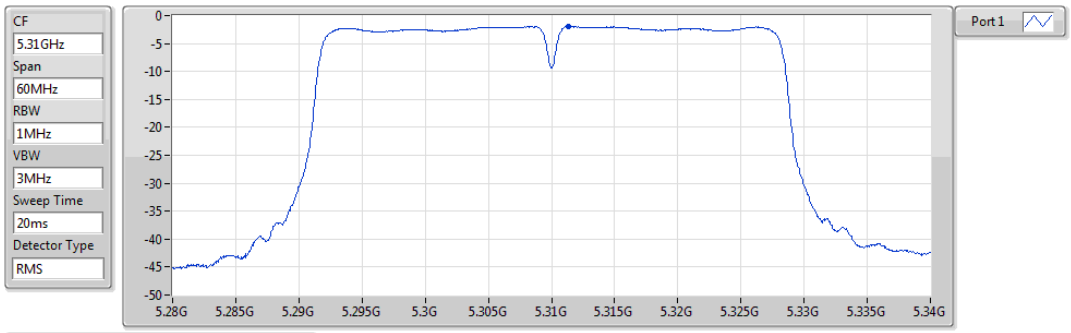

Sum	PD	Port 1
(dBm/RBW)	(dBm/RBW)	(dBm/RBW)
-1.96	-1.96	-1.96

802.11ac VHT40_Nss1,(MCS0)_1TX PSD

5510MHz

02/12/2019

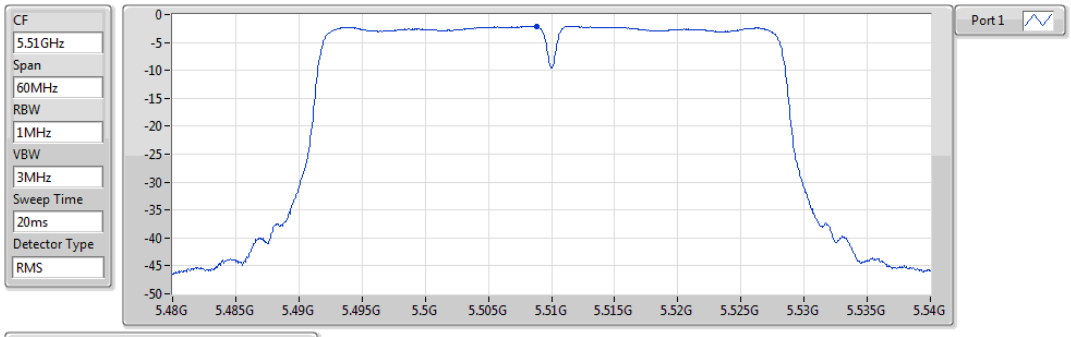

Sum	PD	Port 1
(dBm/RBW)	(dBm/RBW)	(dBm/RBW)
-2.07	-2.07	-2.07

802.11ac VHT40_Nss1,(MCS0)_1TX PSD

5550MHz

02/12/2019

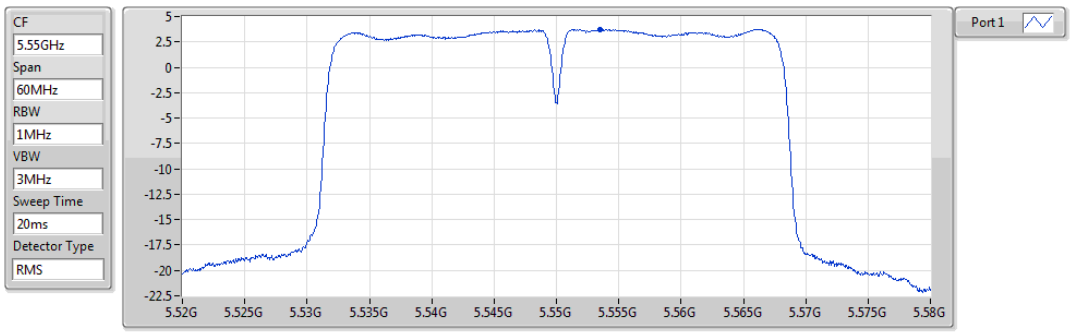

Sum	PD	Port 1
(dBm/RBW)	(dBm/RBW)	(dBm/RBW)
3.75	3.75	3.75

802.11ac VHT40_Nss1,(MCS0)_1TX PSD

5670MHz

02/12/2019

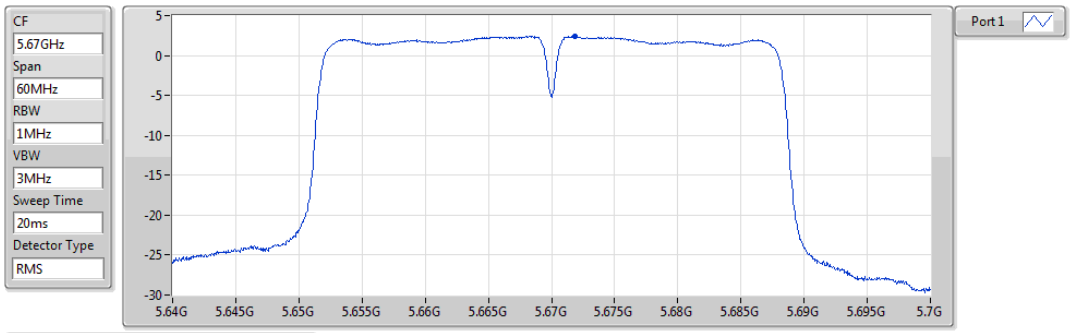

Sum	PD	Port 1
(dBm/RBW)	(dBm/RBW)	(dBm/RBW)
2.38	2.38	2.38

802.11ac VHT40_Nss1,(MCS0)_1TX PSD

5755MHz

02/12/2019

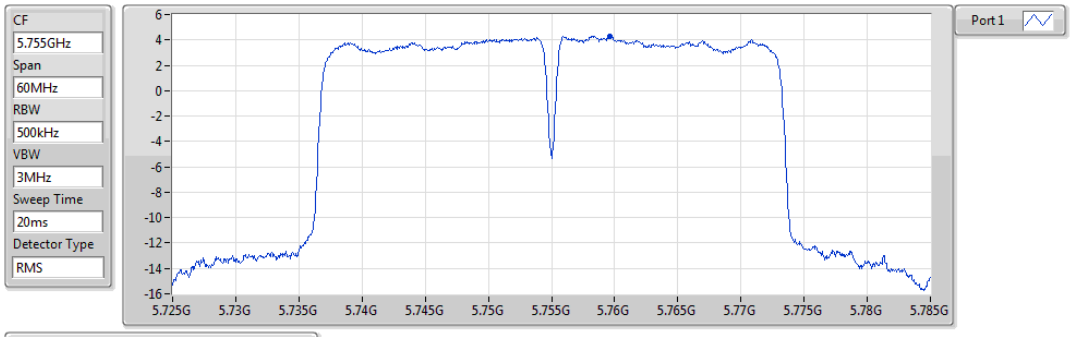

Sum	PD	Port 1
(dBm/RBW)	(dBm/RBW)	(dBm/RBW)
4.30	4.30	4.30

802.11ac VHT40_Nss1,(MCS0)_1TX PSD

5795MHz

02/12/2019

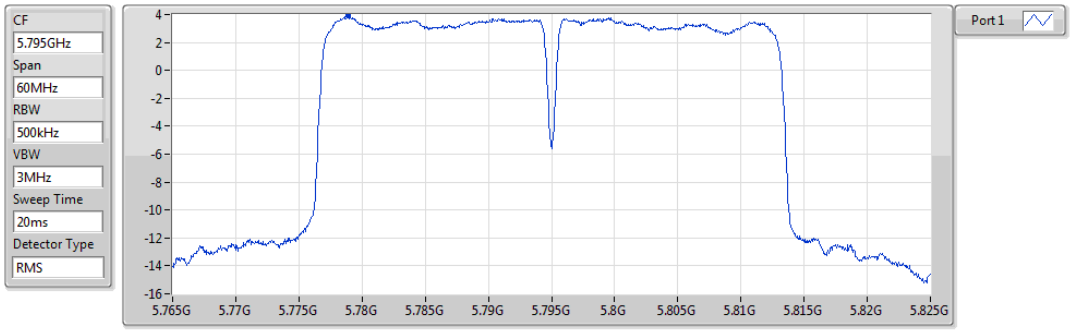

Sum	PD	Port 1
(dBm/RBW)	(dBm/RBW)	(dBm/RBW)
3.93	3.93	3.93

802.11ac VHT80_Nss1,(MCS0)_1TX PSD

5210MHz

02/12/2019

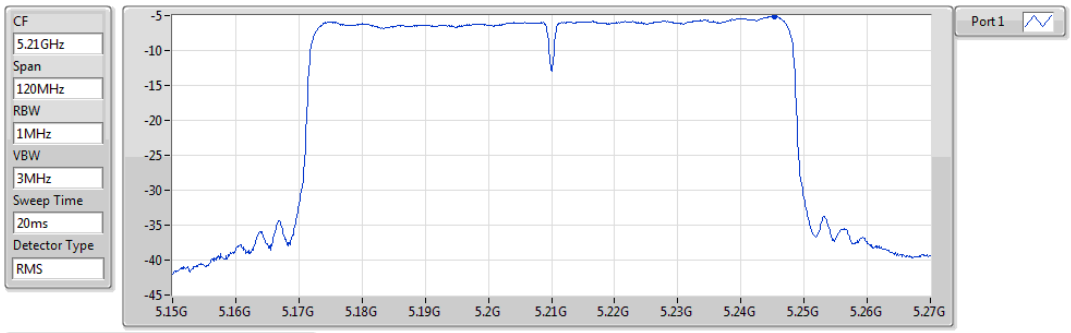

Sum	PD	Port 1
(dBm/RBW)	(dBm/RBW)	(dBm/RBW)
-5.09	-5.09	-5.09

802.11ac VHT80_Nss1,(MCS0)_1TX PSD

5290MHz

02/12/2019

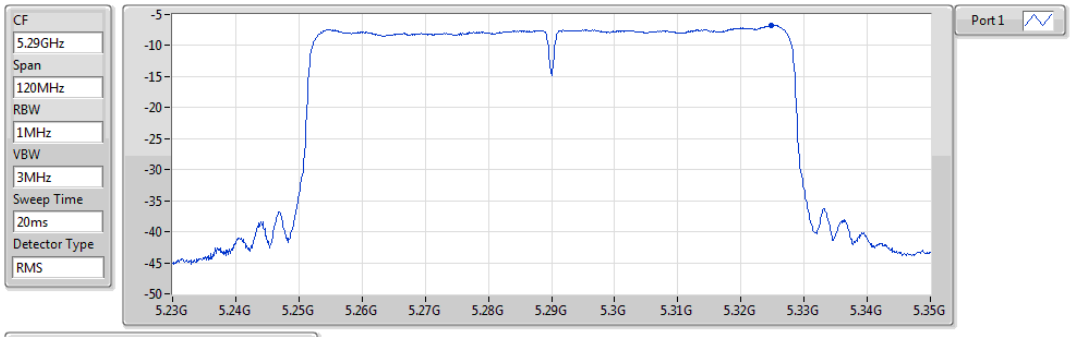

Sum	PD	Port 1
(dBm/RBW)	(dBm/RBW)	(dBm/RBW)
-6.75	-6.75	-6.75

802.11ac VHT80_Nss1,(MCS0)_1TX PSD

5530MHz

02/12/2019

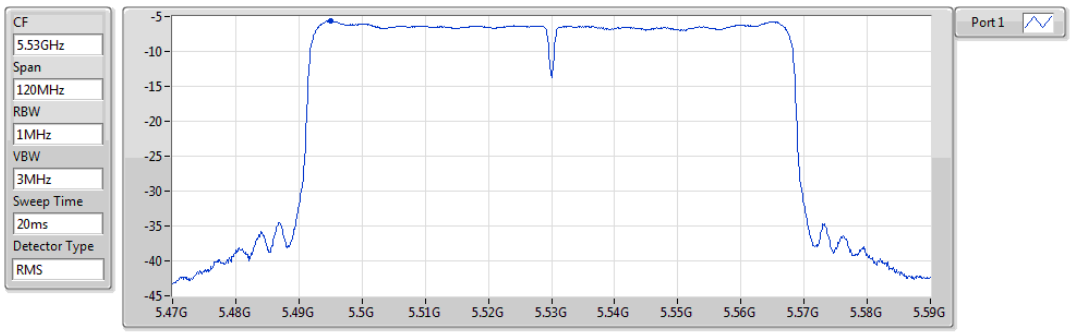

Sum	PD	Port 1
(dBm/RBW)	(dBm/RBW)	(dBm/RBW)
-5.65	-5.65	-5.65

802.11ac VHT80_Nss1,(MCS0)_1TX **PSD**

5610MHz

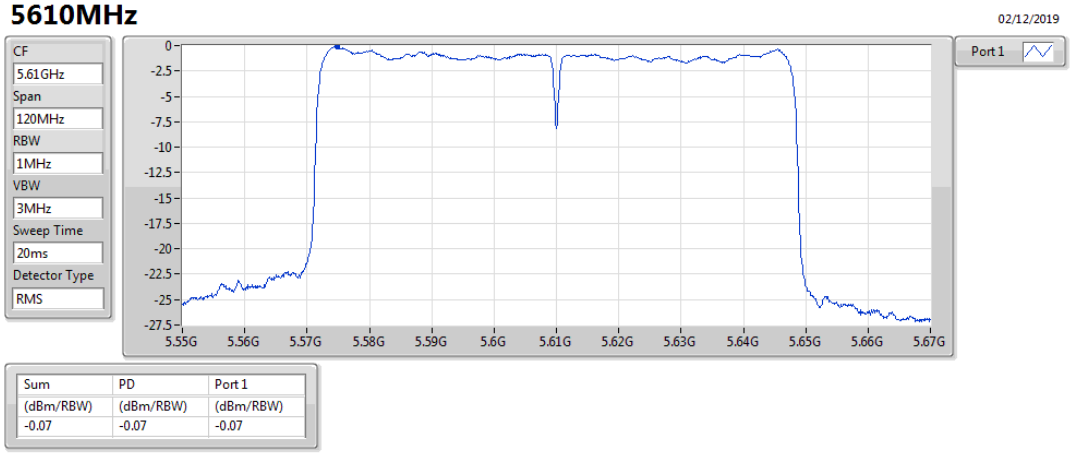

Sum	PD	Port 1
(dBm/RBW)	(dBm/RBW)	(dBm/RBW)
-0.07	-0.07	-0.07

802.11ac VHT80_Nss1,(MCS0)_1TX **PSD**

5775MHz

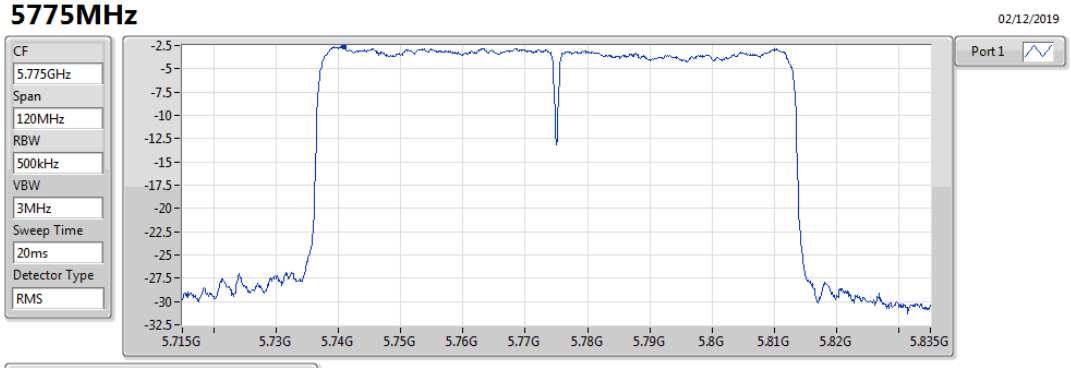

Sum	PD	Port 1
(dBm/RBW)	(dBm/RBW)	(dBm/RBW)
-2.62	-2.62	-2.62

RSE below 1GHz Result			
Operating Mode	1	**Polarization**	Vertical
Operating Function	Intentional – CTX		

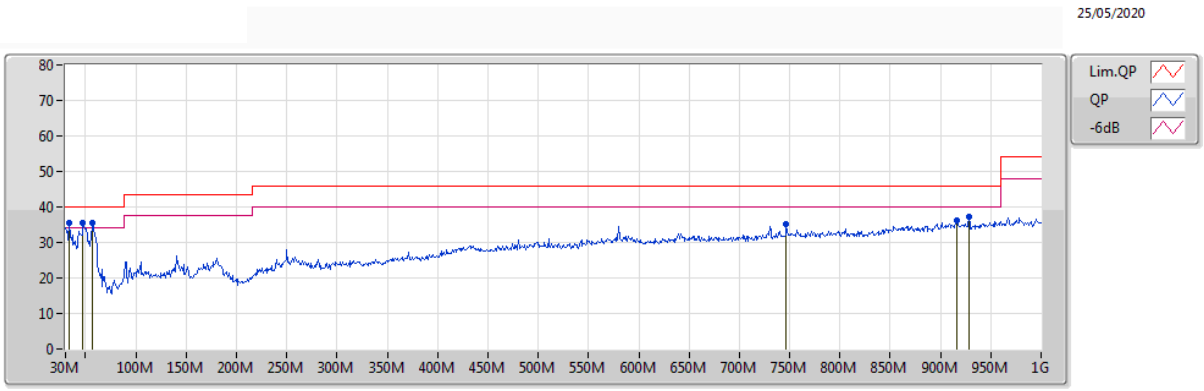

Type	Freq	Level	Limit	Margin	Factor	Dist	Condition	Azimuth	Height	Comment	Raw	AF	CL	PA
	(Hz)	(dBuV/m)	(dBuV/m)	(dB)	(dB)	(m)		(°)	(m)		(dBuV/m)	(dB/m)	(dB)	(dB)
PK	33.88M	35.39	40.00	-4.61	-8.75	3	Vertical	124	1.00	-	44.14	22.11	1.58	32.44
PK	47.46M	35.54	40.00	-4.46	-16.10	3	Vertical	0	1.00	-	51.64	15.12	1.49	32.71
PK	57.16M	35.67	40.00	-4.33	-18.68	3	Vertical	68	1.00	"Worst"	54.35	12.37	1.54	32.59
PK	746.83M	35.24	46.00	-10.76	-0.73	3	Vertical	8	1.00	-	35.97	25.57	5.78	32.08
PK	916.58M	36.23	46.00	-9.77	1.56	3	Vertical	64	3.00	-	34.67	26.59	6.60	31.63
PK	928.22M	37.07	46.00	-8.93	1.61	3	Vertical	237	1.25	-	35.46	26.56	6.60	31.55

Note 1: ">20dB" means emission levels that exceed the level of 20 dB below the applicable limit.
Note 2: "N/F" means Nothing Found emissions (No emissions were detected.)

RSE below 1GHz Result			
Operating Mode	1	**Polarization**	Horizontal
Operating Function	Intentional – CTX		

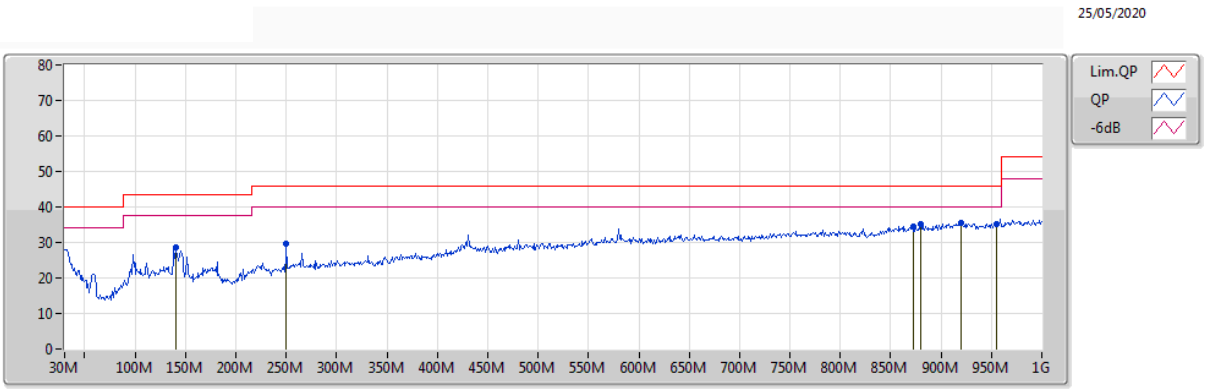

Type	Freq	Level	Limit	Margin	Factor	Dist	Condition	Azimuth	Height	Comment	Raw	AF	CL	PA
	(Hz)	(dBuV/m)	(dBuV/m)	(dB)	(dB)	(m)		(°)	(m)		(dBuV/m)	(dB/m)	(dB)	(dB)
PK	140.58M	28.69	43.50	-14.81	-12.94	3	Horizontal	89	2.00	-	41.63	17.07	2.41	32.42
PK	250.19M	29.76	46.00	-16.24	-10.74	3	Horizontal	266	1.00	-	40.50	18.43	3.20	32.37
PK	871.96M	34.64	46.00	-11.36	0.94	3	Horizontal	1	2.00	-	33.70	26.35	6.32	31.73
PK	879.72M	35.24	46.00	-10.76	1.05	3	Horizontal	356	1.25	-	34.19	26.38	6.40	31.73
PK	919.49M	35.64	46.00	-10.36	1.54	3	Horizontal	175	2.00	"Worst"	34.10	26.55	6.60	31.61
PK	955.38M	35.17	46.00	-10.83	2.12	3	Horizontal	210	1.25	-	33.05	26.87	6.60	31.35

Note 1: “>20dB” means emission levels that exceed the level of 20 dB below the applicable limit.
Note 2: “N/F” means Nothing Found emissions (No emissions were detected.)

RSE below 1GHz Result			
Operating Mode	1	**Polarization**	Vertical
Operating Function	Unintentional – CRX		

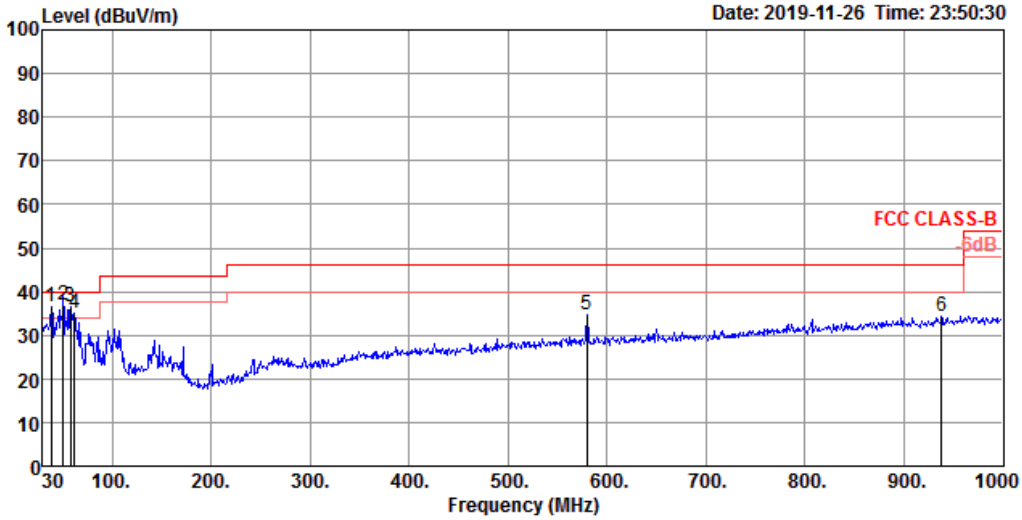

	Freq	Level	Limit Line	Over Limit	Read Level	Cable Loss	Antenna Factor	Preamp Factor	A/Pos	T/Pos	Remark	Pol/Phase
	MHz	dBuV/m	dBuV/m	dB	dBuV	dB	dB/m	dB	cm	deg		
1	38.73	36.36	40.00	-3.64	46.54	0.81	20.51	31.50	100	360	Peak	VERTICAL
2	50.37	36.89	40.00	-3.11	52.99	0.92	14.72	31.74	100	0	QP	VERTICAL
3	58.13	36.50	40.00	-3.50	54.38	0.97	12.98	31.83	100	7	Peak	VERTICAL
4	62.01	34.91	40.00	-5.09	53.17	1.00	12.60	31.86	200	338	Peak	VERTICAL
5	579.99	34.73	46.00	-11.27	39.03	3.23	24.79	32.32	100	180	Peak	VERTICAL
6	937.92	34.28	46.00	-11.72	34.38	4.10	27.94	32.14	150	225	Peak	VERTICAL

Note 1: “>20dB” means emission levels that exceed the level of 20 dB below the applicable limit.
Note 2: “N/F” means Nothing Found emissions (No emissions were detected.)

RSE below 1GHz Result			
Operating Mode	1	**Polarization**	Horizontal
Operating Function	Unintentional – CRX		

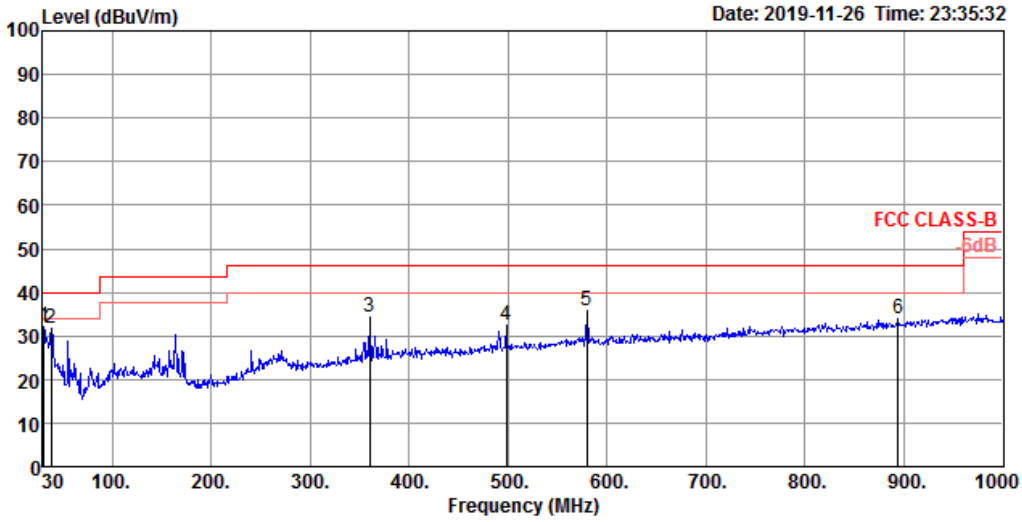

	Freq	Level	Limit Line	Over Limit	Read Level	Cable Loss	Antenna Factor	Preamp Factor	A/Pos	T/Pos	Remark	Pol/Phase
	MHz	dBuV/m	dBuV/m	dB	dBuV	dB	dB/m	dB	cm	deg		
1	30.97	32.08	40.00	-7.92	37.84	0.69	25.11	31.56	300	350	Peak	HORIZONTAL
2	38.73	31.64	40.00	-8.36	41.82	0.81	20.51	31.50	300	0	Peak	HORIZONTAL
3	359.80	34.26	46.00	-11.74	42.49	2.48	21.44	32.15	300	103	Peak	HORIZONTAL
4	498.51	32.39	46.00	-13.61	38.17	2.92	23.77	32.47	300	118	Peak	HORIZONTAL
5	579.99	35.64	46.00	-10.36	39.94	3.23	24.79	32.32	150	163	Peak	HORIZONTAL
6	894.27	33.83	46.00	-12.17	34.54	4.05	27.65	32.41	300	171	Peak	HORIZONTAL

Note 1: “>20dB” means emission levels that exceed the level of 20 dB below the applicable limit.
Note 2: “N/F” means Nothing Found emissions (No emissions were detected.)

RSE above 1GHz Result			
Operating Mode	1	**Polarization**	Vertical
Operating Function	Unintentional – CRX		

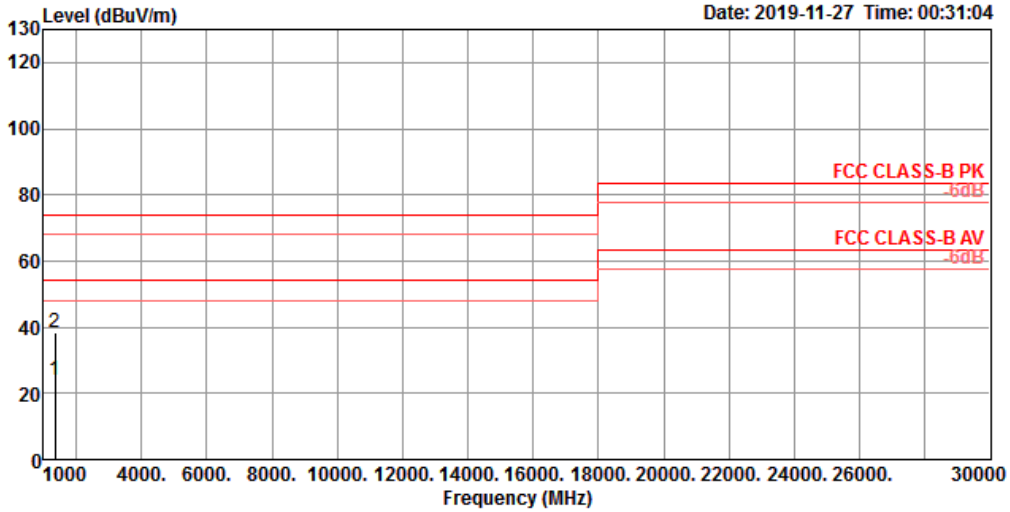

	Freq	Level	Limit Line	Over Limit	Read Level	Cable Loss	Antenna Factor	Preamp Factor	A/Pos	T/Pos	Remark	Pol/Phase
	MHz	dBuV/m	dBuV/m	dB	dBuV	dB	dB/m	dB	cm	deg		
1	1353.00	23.82	54.00	-30.18	31.62	2.92	26.18	36.90	100	51	Average	VERTICAL
2	1353.96	38.25	74.00	-35.75	46.05	2.92	26.18	36.90	100	51	Peak	VERTICAL

Note 1: “>20dB” means emission levels that exceed the level of 20 dB below the applicable limit.
Note 2: “N/F” means Nothing Found emissions (No emissions were detected.)

RSE above 1GHz Result			
Operating Mode	1	**Polarization**	Horizontal
Operating Function	Unintentional – CRX		

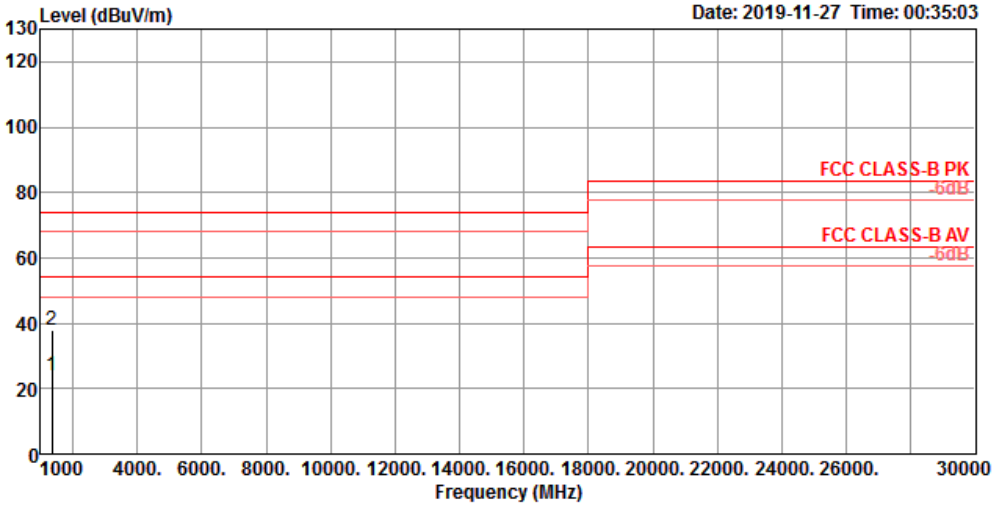

	Freq	Level	Limit Line	Over Limit	Read Level	Cable Loss	Antenna Factor	Preamp Factor	A/Pos	T/Pos	Remark	Pol/Phase
	MHz	dBuV/m	dBuV/m	dB	dBuV	dB	dB/m	dB	cm	deg		
1	1353.13	24.16	54.00	-29.84	31.96	2.92	26.18	36.90	106	100	Average	HORIZONTAL
2	1353.34	38.05	74.00	-35.95	45.85	2.92	26.18	36.90	106	100	Peak	HORIZONTAL

Note 1: “>20dB” means emission levels that exceed the level of 20 dB below the applicable limit.
Note 2: “N/F” means Nothing Found emissions (No emissions were detected.)

Summary

Mode	Result	Type	Freq (Hz)	Level (dBuV/m)	Limit (dBuV/m)	Margin (dB)	Factor (dB)	Dist (m)	Condition	Azimuth (°)	Height (m)	Comments
5.25-5.35GHz	-	-	-	-	-	-	-	-	-	-	-	-
802.11ac VHT40_Nss1,(MCS0)_1TX	Pass	AV	5.35G	53.95	54.00	-0.05	8.28	3	Vertical	146	1.67	-

802.11a_Nss1,(6Mbps)_1TX

5180MHz_TX

28/11/2019

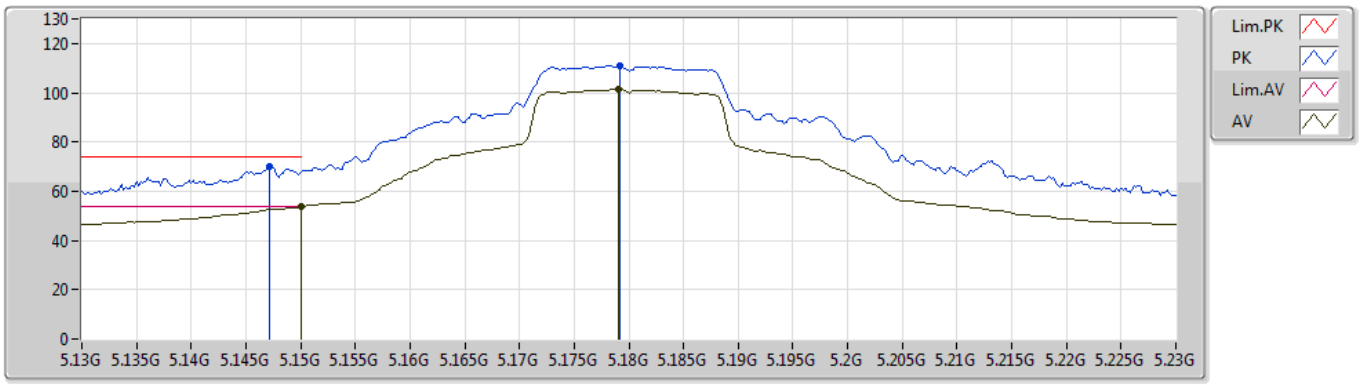

EUT Y_1TX
Setting 24
02-B-C-4-10

Type	Freq	Level	Limit	Margin	Factor	Dist	Condition	Azimuth	Height	Comment	Raw
	(Hz)	(dBuV/m)	(dBuV/m)	(dB)	(dB)	(m)		(°)	(m)		(dBuV)
PK	5.1472G	70.26	74.00	-3.74	7.94	3	Vertical	129	1.91	-	62.32
AV	5.15G	53.67	54.00	-0.33	7.94	3	Vertical	129	1.91	-	45.73
PK	5.1792G	110.83	Inf	-Inf	8.02	3	Vertical	129	1.91	-	102.81
AV	5.179G	101.30	Inf	-Inf	8.02	3	Vertical	129	1.91	-	93.28

802.11a_Nss1,(6Mbps)_1TX

5180MHz_TX

28/11/2019

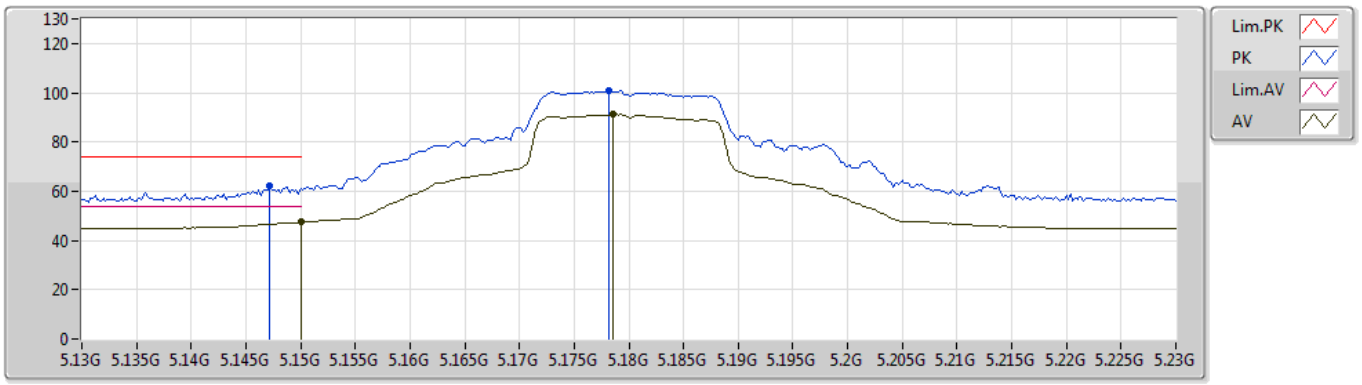

EUT Y_1TX
Setting 24
02-B-C-4-10

Type	Freq	Level	Limit	Margin	Factor	Dist	Condition	Azimuth	Height	Comment	Raw
	(Hz)	(dBuV/m)	(dBuV/m)	(dB)	(dB)	(m)		(°)	(m)		(dBuV)
PK	5.1472G	61.95	74.00	-12.05	7.94	3	Horizontal	167	1.68	-	54.01
AV	5.15G	47.38	54.00	-6.62	7.94	3	Horizontal	167	1.68	-	39.44
PK	5.1782G	100.70	Inf	-Inf	8.02	3	Horizontal	167	1.68	-	92.68
AV	5.1786G	91.08	Inf	-Inf	8.02	3	Horizontal	167	1.68	-	83.06

802.11a_Nss1,(6Mbps)_1TX

5180MHz_TX

28/11/2019

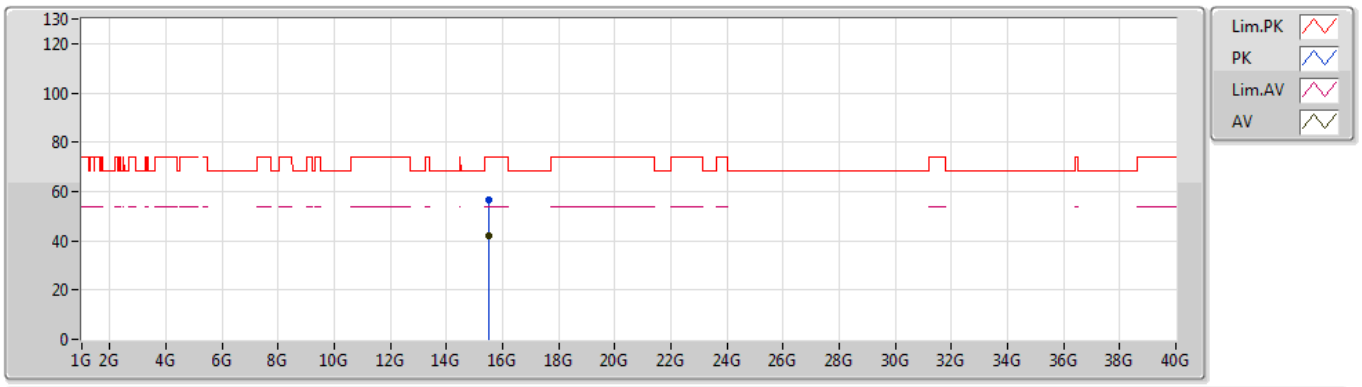

EUT Y_1TX
Setting 24
02-B-C-4

Type	Freq	Level	Limit	Margin	Factor	Dist	Condition	Azimuth	Height	Comment	Raw
	(Hz)	(dBuV/m)	(dBuV/m)	(dB)	(dB)	(m)		(°)	(m)		(dBuV)
PK	15.53112G	56.46	74.00	-17.54	16.10	3	Vertical	50	2.62	-	40.36
AV	15.5314G	42.06	54.00	-11.94	16.10	3	Vertical	50	2.62	-	25.96

802.11a_Nss1,(6Mbps)_1TX

5180MHz_TX

28/11/2019

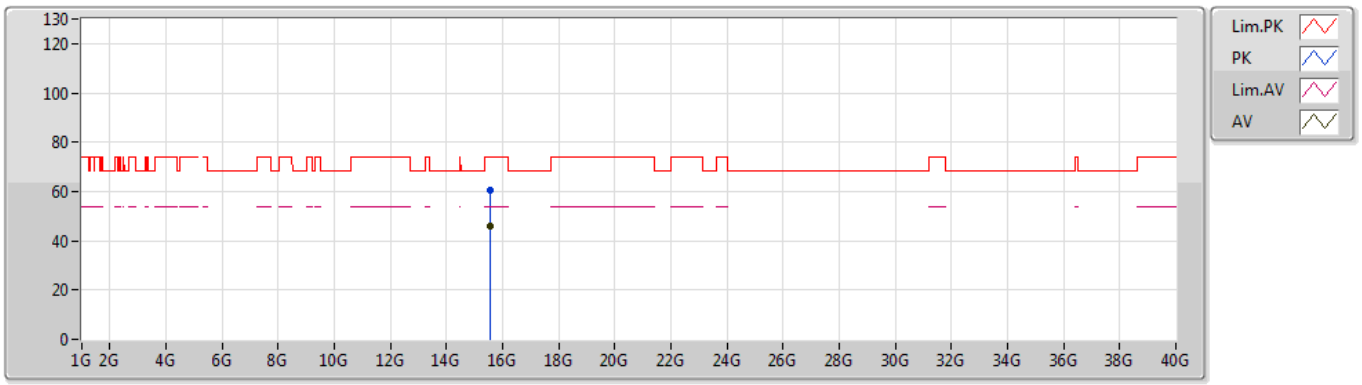

EUT Y_1TX
Setting 24
02-B-C-4

Type	Freq	Level	Limit	Margin	Factor	Dist	Condition	Azimuth	Height	Comment	Raw
	(Hz)	(dBuV/m)	(dBuV/m)	(dB)	(dB)	(m)		(°)	(m)		(dBuV)
PK	15.54192G	60.61	74.00	-13.39	16.07	3	Horizontal	267	1.96	-	44.54
AV	15.53904G	45.90	54.00	-8.10	16.08	3	Horizontal	267	1.96	-	29.82

802.11a_Nss1,(6Mbps)_1TX

5200MHz_TX

29/11/2019

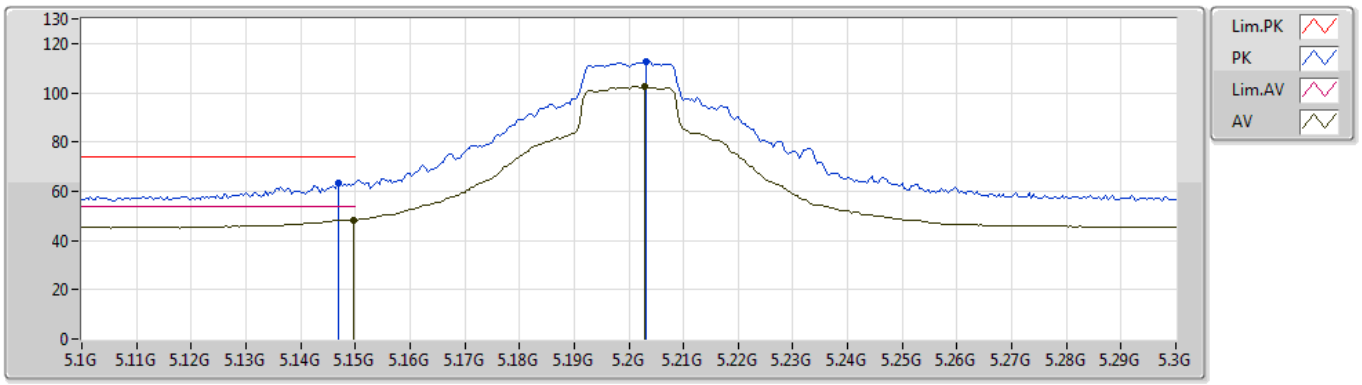

EUT Y_1TX
Setting 2D
02-B-C-4-10

Type	Freq	Level	Limit	Margin	Factor	Dist	Condition	Azimuth	Height	Comment	Raw
	(Hz)	(dBuV/m)	(dBuV/m)	(dB)	(dB)	(m)		(°)	(m)		(dBuV)
PK	5.1468G	63.45	74.00	-10.55	7.94	3	Vertical	134	1.91	-	55.51
AV	5.1496G	48.42	54.00	-5.58	7.94	3	Vertical	134	1.91	-	40.48
PK	5.2032G	112.60	Inf	-Inf	8.06	3	Vertical	134	1.91	-	104.54
AV	5.2028G	102.50	Inf	-Inf	8.06	3	Vertical	134	1.91	-	94.44

802.11a_Nss1,(6Mbps)_1TX

5200MHz_TX

29/11/2019

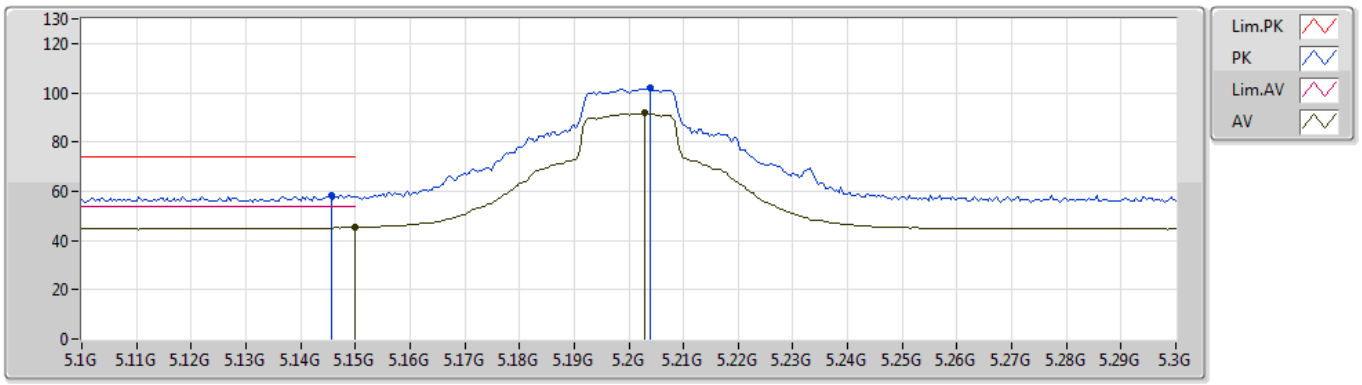

EUT Y_1TX
Setting 2D
02-B-C-4-10

Type	Freq	Level	Limit	Margin	Factor	Dist	Condition	Azimuth	Height	Comment	Raw
	(Hz)	(dBuV/m)	(dBuV/m)	(dB)	(dB)	(m)		(°)	(m)		(dBuV)
PK	5.1456G	58.27	74.00	-15.73	7.94	3	Horizontal	167	1.57	-	50.33
AV	5.15G	45.30	54.00	-8.70	7.94	3	Horizontal	167	1.57	-	37.36
PK	5.204G	101.82	Inf	-Inf	8.06	3	Horizontal	167	1.57	-	93.76
AV	5.2028G	91.70	Inf	-Inf	8.06	3	Horizontal	167	1.57	-	83.64

802.11a_Nss1,(6Mbps)_1TX

5200MHz_TX

29/11/2019

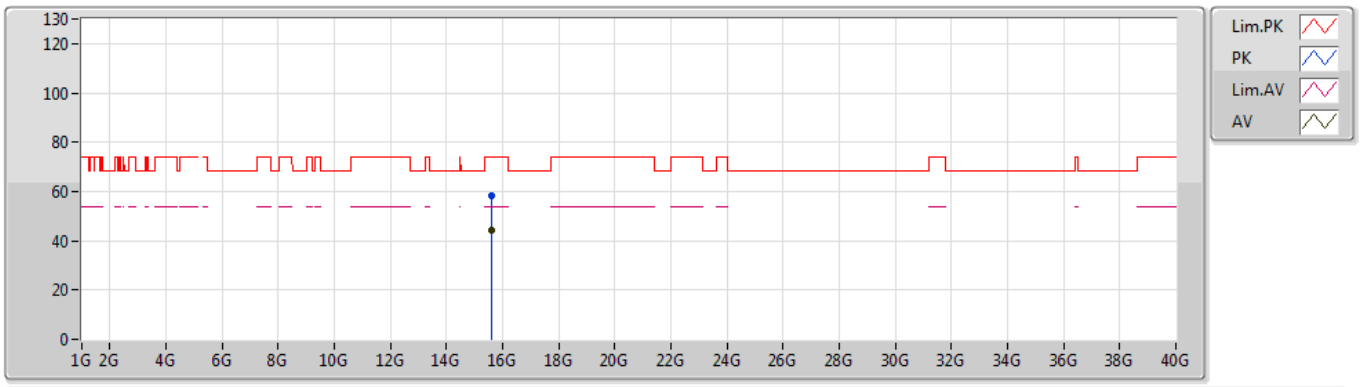

EUT Y_1TX
Setting 2D
02-B-C-4

Type	Freq	Level	Limit	Margin	Factor	Dist	Condition	Azimuth	Height	Comment	Raw
	(Hz)	(dBuV/m)	(dBuV/m)	(dB)	(dB)	(m)		(°)	(m)		(dBuV)
PK	15.59952G	58.41	74.00	-15.59	15.91	3	Vertical	46	2.06	-	42.50
AV	15.59916G	44.24	54.00	-9.76	15.91	3	Vertical	46	2.06	-	28.33

802.11a_Nss1,(6Mbps)_1TX

5200MHz_TX

29/11/2019

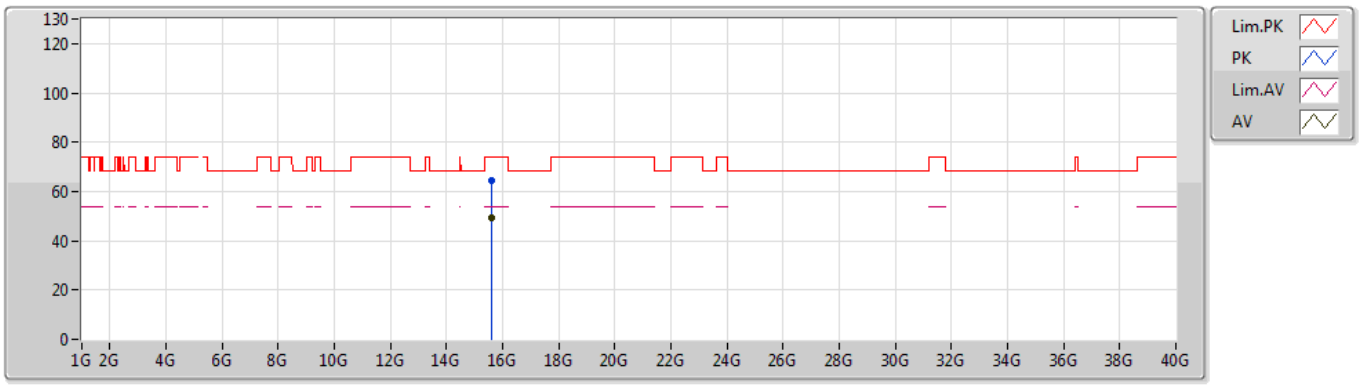

EUT Y_1TX
Setting 2D
02-B-C-4

Type	Freq	Level	Limit	Margin	Factor	Dist	Condition	Azimuth	Height	Comment	Raw
	(Hz)	(dBuV/m)	(dBuV/m)	(dB)	(dB)	(m)		(°)	(m)		(dBuV)
PK	15.60036G	64.17	74.00	-9.83	15.91	3	Horizontal	264	1.92	-	48.26
AV	15.59928G	49.46	54.00	-4.54	15.91	3	Horizontal	264	1.92	-	33.55

802.11a_Nss1,(6Mbps)_1TX

5240MHz_TX

29/11/2019

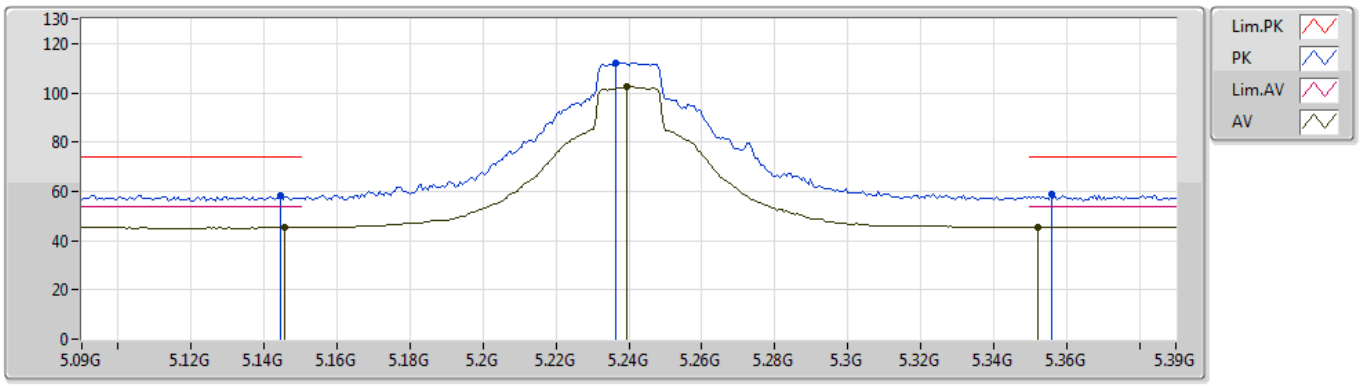

EUT Y_1TX
Setting 2D
02-B-C-4-10

Type	Freq	Level	Limit	Margin	Factor	Dist	Condition	Azimuth	Height	Comment	Raw
	(Hz)	(dBuV/m)	(dBuV/m)	(dB)	(dB)	(m)		(°)	(m)		(dBuV)
PK	5.1446G	58.36	74.00	-15.64	7.94	3	Vertical	131	1.89	-	50.42
AV	5.1458G	45.45	54.00	-8.55	7.94	3	Vertical	131	1.89	-	37.51
PK	5.2364G	112.26	Inf	-Inf	8.11	3	Vertical	131	1.89	-	104.15
AV	5.2394G	102.48	Inf	-Inf	8.12	3	Vertical	131	1.89	-	94.36
PK	5.3558G	58.98	74.00	-15.02	8.28	3	Vertical	131	1.89	-	50.70
AV	5.3522G	45.47	54.00	-8.53	8.28	3	Vertical	131	1.89	-	37.19

802.11a_Nss1,(6Mbps)_1TX

5240MHz_TX

29/11/2019

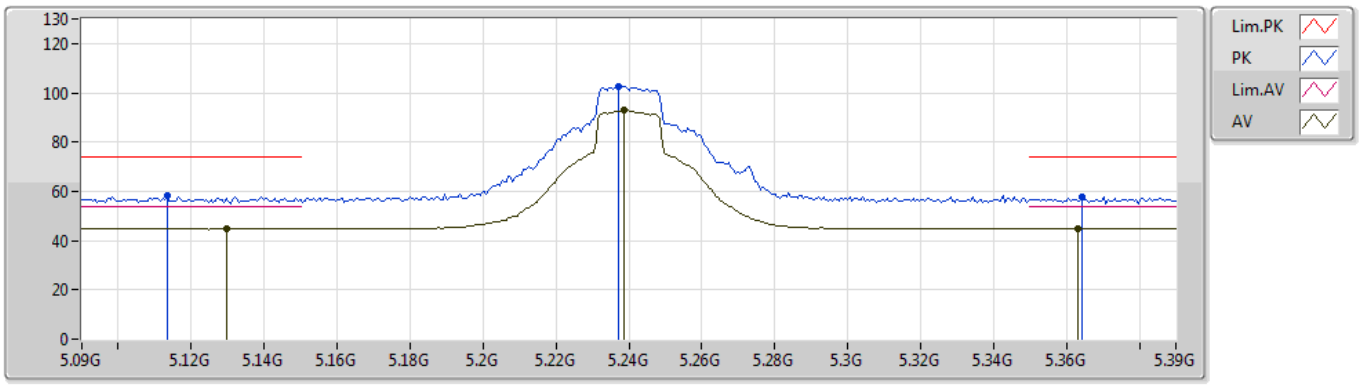

EUT Y_1TX
Setting 2D
02-B-C-4-10

Type	Freq	Level	Limit	Margin	Factor	Dist	Condition	Azimuth	Height	Comment	Raw
	(Hz)	(dBuV/m)	(dBuV/m)	(dB)	(dB)	(m)		(°)	(m)		(dBuV)
PK	5.1134G	58.17	74.00	-15.83	7.86	3	Horizontal	165	1.56	-	50.31
AV	5.1296G	44.73	54.00	-9.27	7.91	3	Horizontal	165	1.56	-	36.82
PK	5.237G	102.80	Inf	-Inf	8.11	3	Horizontal	165	1.56	-	94.69
AV	5.2388G	92.81	Inf	-Inf	8.12	3	Horizontal	165	1.56	-	84.69
PK	5.3642G	57.85	74.00	-16.15	8.29	3	Horizontal	165	1.56	-	49.56
AV	5.363G	44.72	54.00	-9.28	8.29	3	Horizontal	165	1.56	-	36.43

802.11a_Nss1,(6Mbps)_1TX

5240MHz_TX

29/11/2019

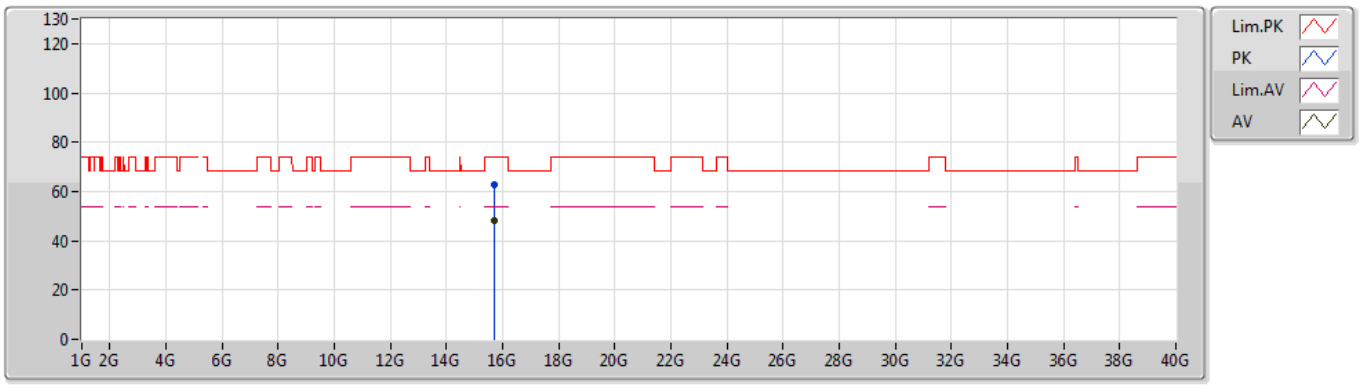

EUT Y_1TX
Setting 2D
02-B-C-4

Type	Freq	Level	Limit	Margin	Factor	Dist	Condition	Azimuth	Height	Comment	Raw
	(Hz)	(dBuV/m)	(dBuV/m)	(dB)	(dB)	(m)		(°)	(m)		(dBuV)
PK	15.72048G	62.71	74.00	-11.29	15.60	3	Vertical	241	1.91	-	47.11
AV	15.71916G	48.33	54.00	-5.67	15.60	3	Vertical	241	1.91	-	32.73

802.11a_Nss1,(6Mbps)_1TX

5240MHz_TX

29/11/2019

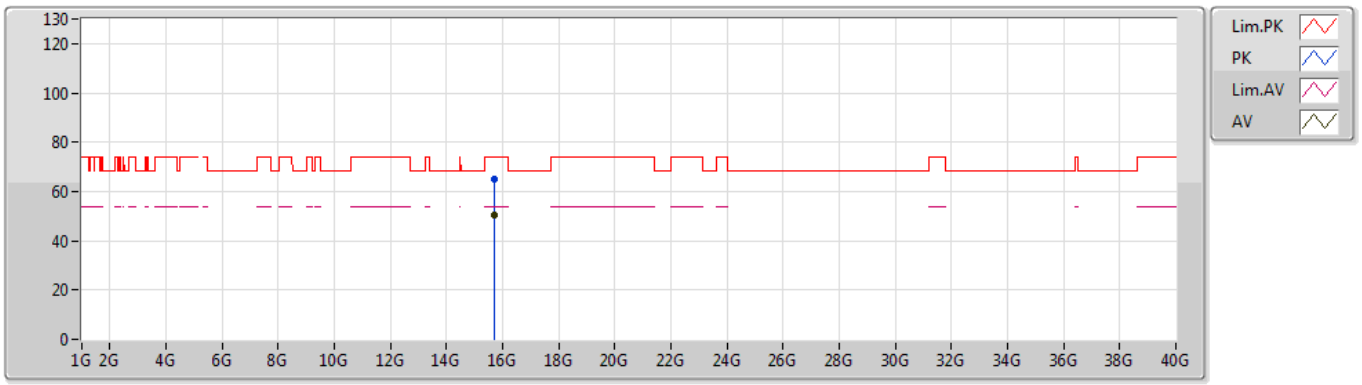

EUT Y_1TX
Setting 2D
02-B-C-4

Type	Freq	Level	Limit	Margin	Factor	Dist	Condition	Azimuth	Height	Comment	Raw
	(Hz)	(dBuV/m)	(dBuV/m)	(dB)	(dB)	(m)		(°)	(m)		(dBuV)
PK	15.7206G	64.76	74.00	-9.24	15.60	3	Horizontal	269	1.89	-	49.16
AV	15.71904G	50.23	54.00	-3.77	15.60	3	Horizontal	269	1.89	-	34.63

802.11a_Nss1,(6Mbps)_1TX

5260MHz_TX

29/11/2019

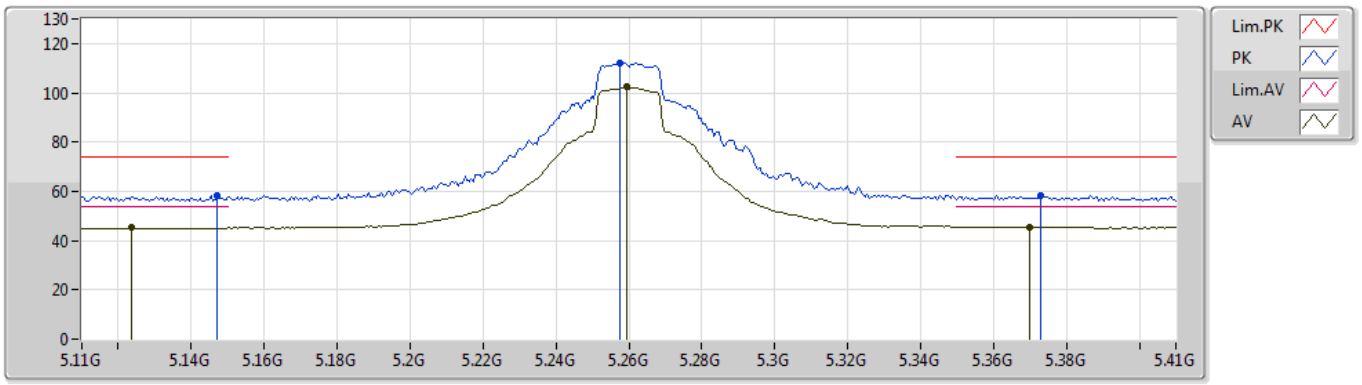

EUT Y_1TX
Setting 2D
02-B-C-4-10

Type	Freq	Level	Limit	Margin	Factor	Dist	Condition	Azimuth	Height	Comment	Raw
	(Hz)	(dBuV/m)	(dBuV/m)	(dB)	(dB)	(m)		(°)	(m)		(dBuV)
PK	5.1472G	58.50	74.00	-15.50	7.94	3	Vertical	110	1.54	-	50.56
AV	5.1238G	45.13	54.00	-8.87	7.89	3	Vertical	110	1.54	-	37.24
PK	5.2576G	111.99	Inf	-Inf	8.15	3	Vertical	110	1.54	-	103.84
AV	5.2594G	102.39	Inf	-Inf	8.15	3	Vertical	110	1.54	-	94.24
PK	5.3728G	58.24	74.00	-15.76	8.30	3	Vertical	110	1.54	-	49.94
AV	5.3698G	45.49	54.00	-8.51	8.30	3	Vertical	110	1.54	-	37.19

802.11a_Nss1,(6Mbps)_1TX

5260MHz_TX

29/11/2019

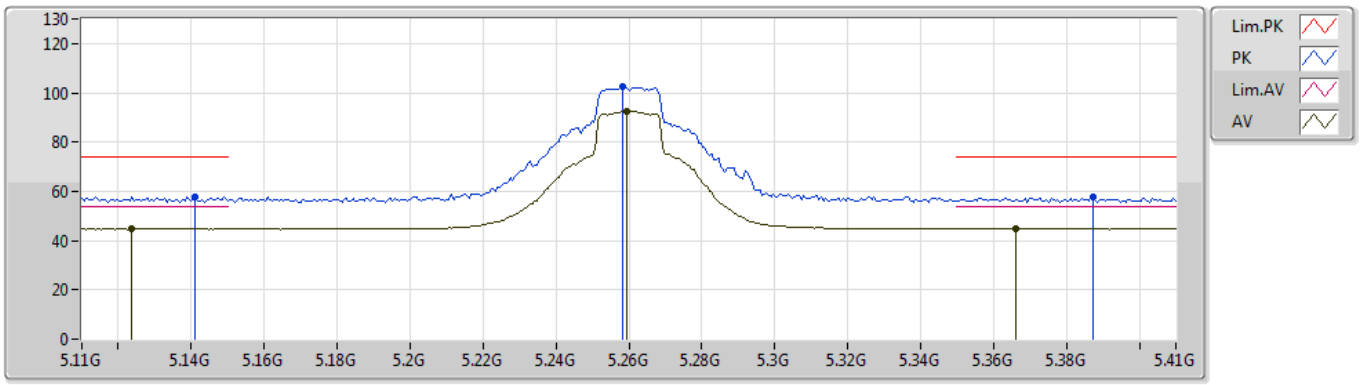

EUT Y_1TX
Setting 2D
02-B-C-4-10

Type	Freq	Level	Limit	Margin	Factor	Dist	Condition	Azimuth	Height	Comment	Raw
	(Hz)	(dBuV/m)	(dBuV/m)	(dB)	(dB)	(m)		(°)	(m)		(dBuV)
PK	5.1412G	57.83	74.00	-16.17	7.94	3	Horizontal	161	1.56	-	49.89
AV	5.1238G	44.68	54.00	-9.32	7.89	3	Horizontal	161	1.56	-	36.79
PK	5.2582G	102.31	Inf	-Inf	8.15	3	Horizontal	161	1.56	-	94.16
AV	5.2594G	92.64	Inf	-Inf	8.15	3	Horizontal	161	1.56	-	84.49
PK	5.3872G	57.50	74.00	-16.50	8.33	3	Horizontal	161	1.56	-	49.17
AV	5.3662G	44.79	54.00	-9.21	8.29	3	Horizontal	161	1.56	-	36.50

802.11a_Nss1,(6Mbps)_1TX

5260MHz_TX

29/11/2019

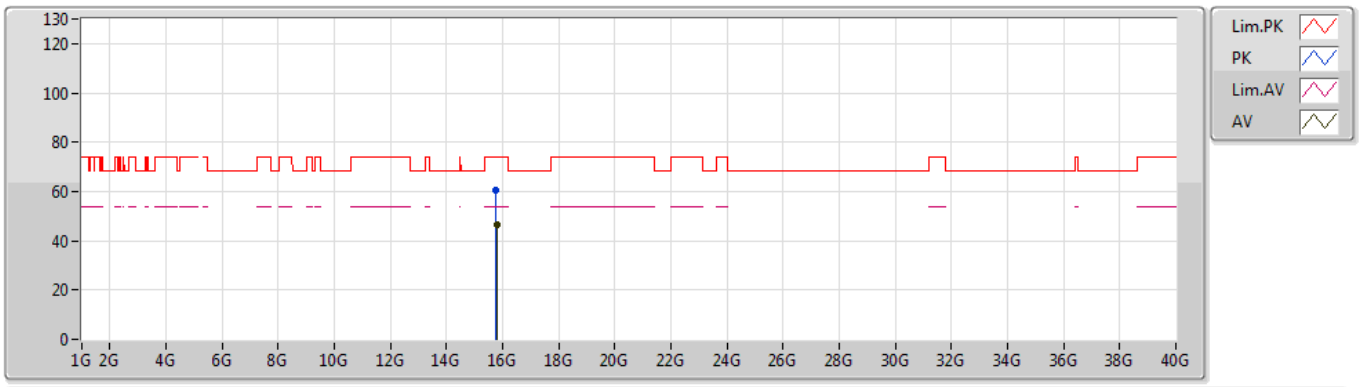

EUT Y_1TX
Setting 2D
02-B-C-4

Type	Freq	Level	Limit	Margin	Factor	Dist	Condition	Azimuth	Height	Comment	Raw
	(Hz)	(dBuV/m)	(dBuV/m)	(dB)	(dB)	(m)		(°)	(m)		(dBuV)
PK	15.7752G	60.32	74.00	-13.68	15.45	3	Vertical	297	1.41	-	44.87
AV	15.77928G	46.24	54.00	-7.76	15.44	3	Vertical	297	1.41	-	30.80

802.11a_Nss1,(6Mbps)_1TX

5260MHz_TX

29/11/2019

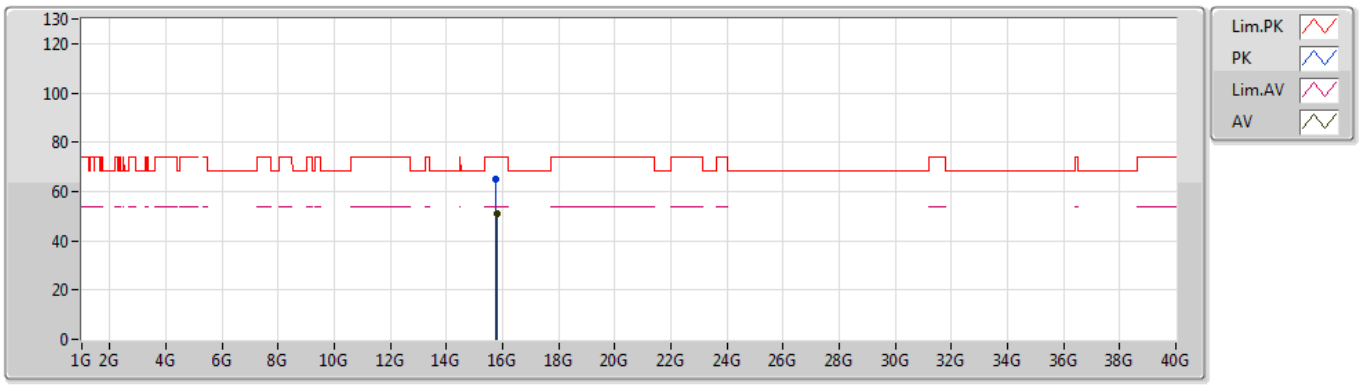

EUT Y_1TX
Setting 2D
02-B-C-4

Type	Freq	Level	Limit	Margin	Factor	Dist	Condition	Azimuth	Height	Comment	Raw
	(Hz)	(dBuV/m)	(dBuV/m)	(dB)	(dB)	(m)		(°)	(m)		(dBuV)
PK	15.7746G	64.86	74.00	-9.14	15.45	3	Horizontal	267	1.88	-	49.41
AV	15.77928G	50.77	54.00	-3.23	15.44	3	Horizontal	267	1.88	-	35.33

802.11a_Nss1,(6Mbps)_1TX

5300MHz_TX

29/11/2019

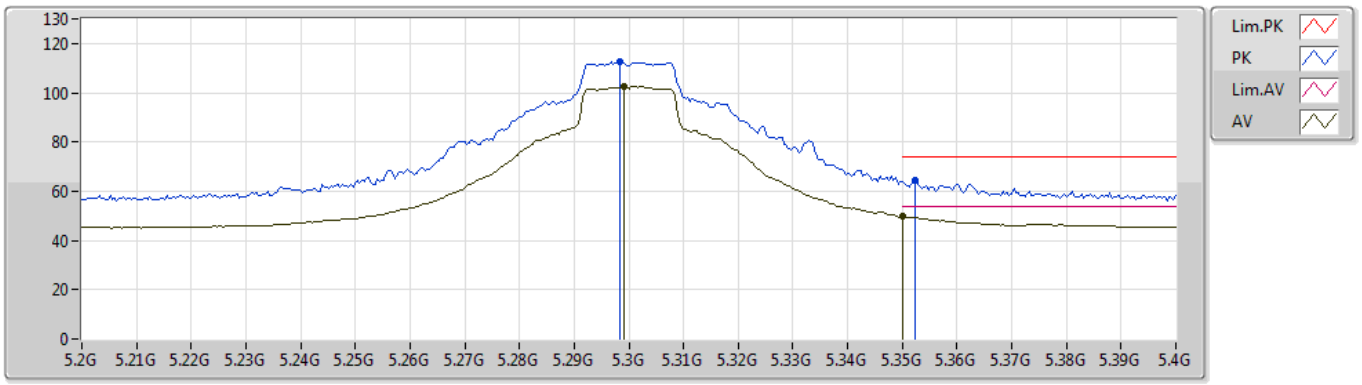

EUT Y_1TX
Setting 2D
02-B-C-4-10

Type	Freq	Level	Limit	Margin	Factor	Dist	Condition	Azimuth	Height	Comment	Raw
	(Hz)	(dBuV/m)	(dBuV/m)	(dB)	(dB)	(m)		(°)	(m)		(dBuV)
PK	5.2984G	112.60	Inf	-Inf	8.21	3	Vertical	123	1.77	-	104.39
AV	5.2992G	102.62	Inf	-Inf	8.21	3	Vertical	123	1.77	-	94.41
PK	5.3524G	64.36	74.00	-9.64	8.28	3	Vertical	123	1.77	-	56.08
AV	5.35G	49.61	54.00	-4.39	8.28	3	Vertical	123	1.77	-	41.33

802.11a_Nss1,(6Mbps)_1TX

5300MHz_TX

29/11/2019

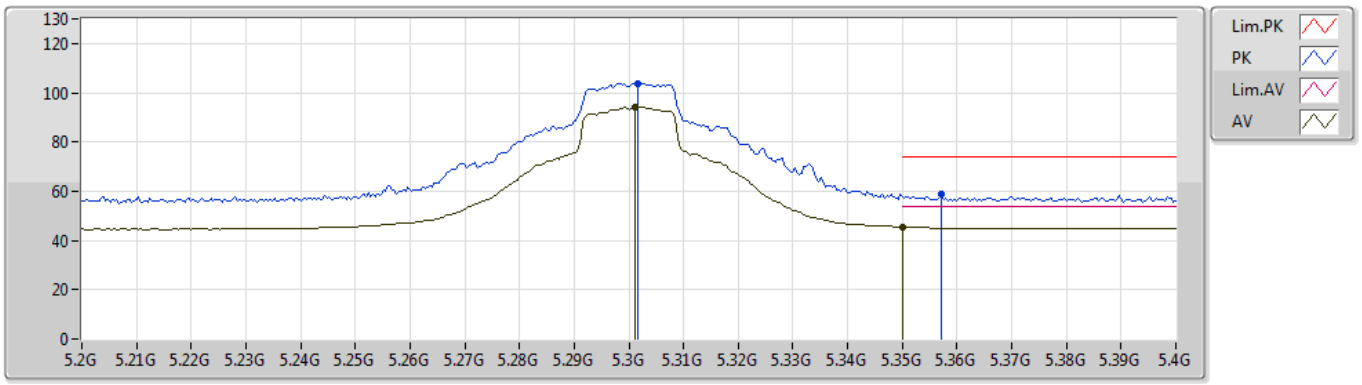

EUT Y_1TX
Setting 2D
02-B-C-4-10

Type	Freq	Level	Limit	Margin	Factor	Dist	Condition	Azimuth	Height	Comment	Raw
	(Hz)	(dBuV/m)	(dBuV/m)	(dB)	(dB)	(m)		(°)	(m)		(dBuV)
PK	5.3016G	103.80	Inf	-Inf	8.21	3	Horizontal	81	2.83	-	95.59
AV	5.3012G	94.11	Inf	-Inf	8.21	3	Horizontal	81	2.83	-	85.90
PK	5.3572G	58.87	74.00	-15.13	8.28	3	Horizontal	81	2.83	-	50.59
AV	5.35G	45.45	54.00	-8.55	8.28	3	Horizontal	81	2.83	-	37.17

802.11a_Nss1,(6Mbps)_1TX

5300MHz_TX

29/11/2019

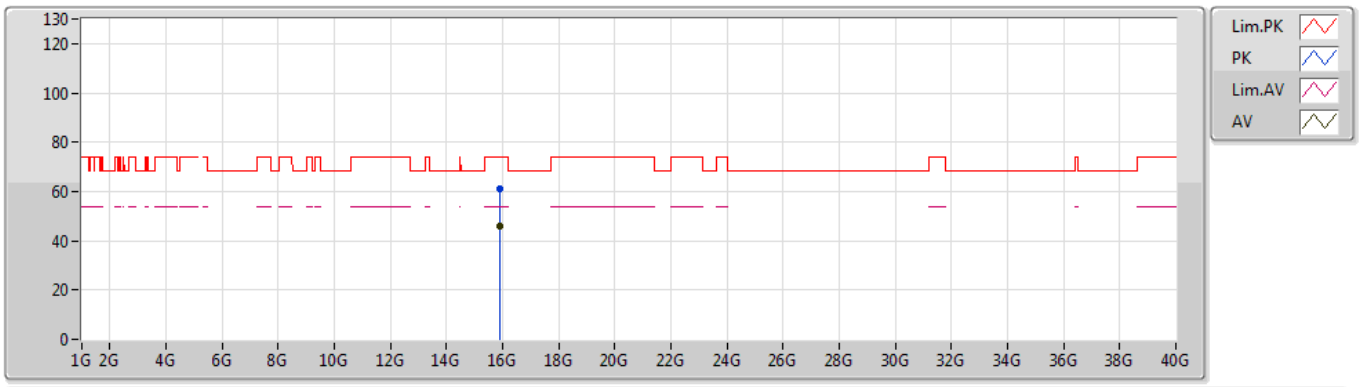

EUT Y_1TX
Setting 2D
02-B-C-4

Type	Freq	Level	Limit	Margin	Factor	Dist	Condition	Azimuth	Height	Comment	Raw
	(Hz)	(dBuV/m)	(dBuV/m)	(dB)	(dB)	(m)		(°)	(m)		(dBuV)
PK	15.90036G	60.82	74.00	-13.18	15.13	3	Vertical	275	1.36	-	45.69
AV	15.89904G	46.01	54.00	-7.99	15.13	3	Vertical	275	1.36	-	30.88

802.11a_Nss1,(6Mbps)_1TX

5300MHz_TX

29/11/2019

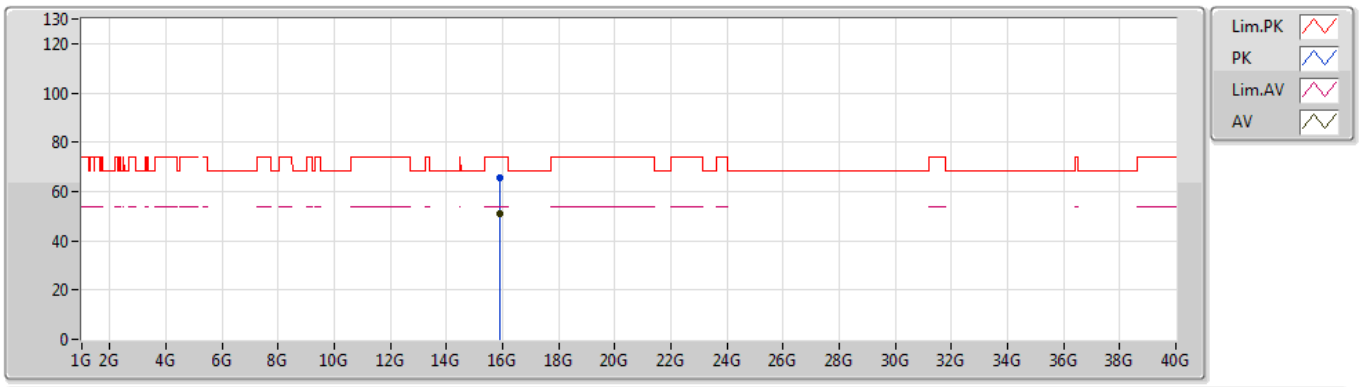

EUT Y_1TX
Setting 2D
02-B-C-4

Type	Freq	Level	Limit	Margin	Factor	Dist	Condition	Azimuth	Height	Comment	Raw
	(Hz)	(dBuV/m)	(dBuV/m)	(dB)	(dB)	(m)		(°)	(m)		(dBuV)
PK	15.90036G	65.74	74.00	-8.26	15.13	3	Horizontal	266	1.96	-	50.61
AV	15.89928G	50.92	54.00	-3.08	15.13	3	Horizontal	266	1.96	-	35.79

802.11a_Nss1,(6Mbps)_1TX

5320MHz_TX

29/11/2019

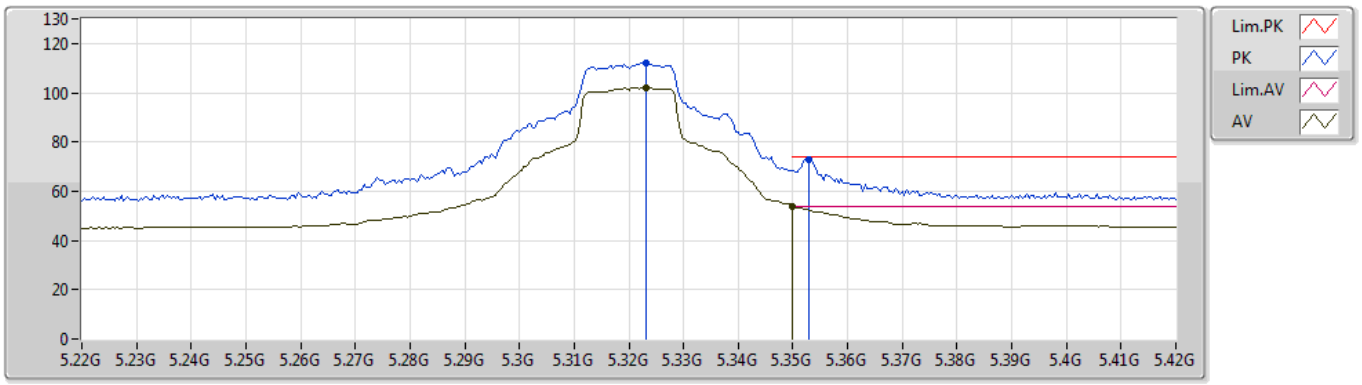

EUT Y_1TX
Setting 23
02-B-C-4-10

Type	Freq	Level	Limit	Margin	Factor	Dist	Condition	Azimuth	Height	Comment	Raw
	(Hz)	(dBuV/m)	(dBuV/m)	(dB)	(dB)	(m)		(°)	(m)		(dBuV)
PK	5.3232G	111.92	Inf	-Inf	8.24	3	Vertical	194	1.73	-	103.68
AV	5.3232G	101.92	Inf	-Inf	8.24	3	Vertical	194	1.73	-	93.68
PK	5.3528G	73.05	74.00	-0.95	8.28	3	Vertical	194	1.73	-	64.77
AV	5.35G	53.88	54.00	-0.12	8.28	3	Vertical	194	1.73	-	45.60

802.11a_Nss1,(6Mbps)_1TX

5320MHz_TX

29/11/2019

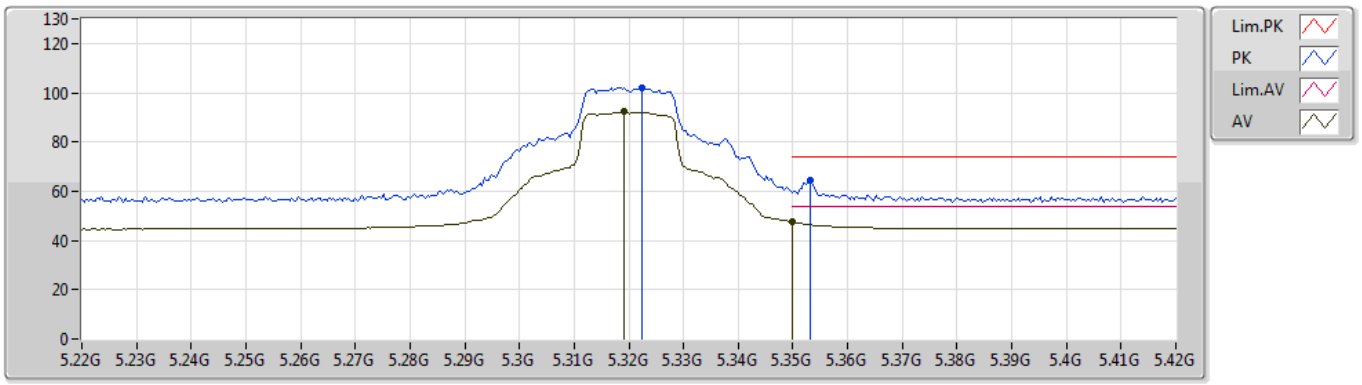

EUT Y_1TX
Setting 23
02-B-C-4-10

Type	Freq	Level	Limit	Margin	Factor	Dist	Condition	Azimuth	Height	Comment	Raw
	(Hz)	(dBuV/m)	(dBuV/m)	(dB)	(dB)	(m)		(°)	(m)		(dBuV)
PK	5.3224G	102.00	Inf	-Inf	8.23	3	Horizontal	87	2.82	-	93.77
AV	5.3192G	92.20	Inf	-Inf	8.23	3	Horizontal	87	2.82	-	83.97
PK	5.3532G	64.16	74.00	-9.84	8.28	3	Horizontal	87	2.82	-	55.88
AV	5.35G	47.35	54.00	-6.65	8.28	3	Horizontal	87	2.82	-	39.07

802.11a_Nss1,(6Mbps)_1TX

5320MHz_TX

29/11/2019

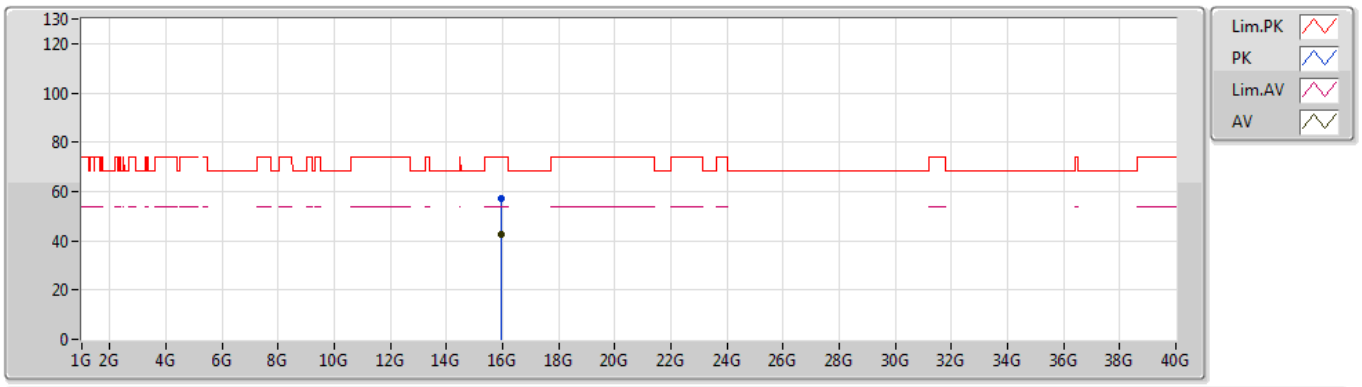

EUT Y_1TX
Setting 23
02-B-C-4

Type	Freq	Level	Limit	Margin	Factor	Dist	Condition	Azimuth	Height	Comment	Raw
	(Hz)	(dBuV/m)	(dBuV/m)	(dB)	(dB)	(m)		(°)	(m)		(dBuV)
PK	15.9615G	57.34	74.00	-16.66	14.96	3	Vertical	278	1.22	-	42.38
AV	15.95976G	42.81	54.00	-11.19	14.97	3	Vertical	278	1.22	-	27.84

802.11a_Nss1,(6Mbps)_1TX

5320MHz_TX

29/11/2019

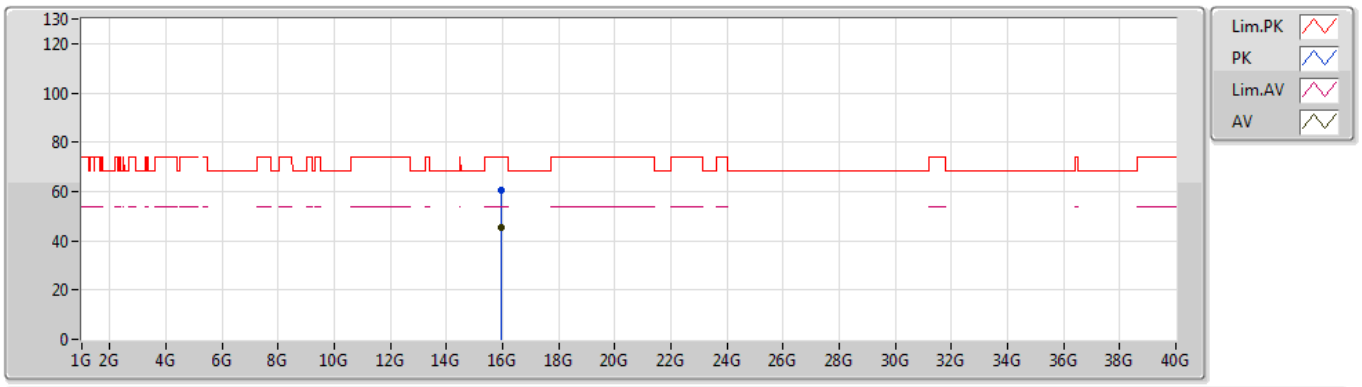

EUT Y_1TX
Setting 23
02-B-C-4

Type	Freq	Level	Limit	Margin	Factor	Dist	Condition	Azimuth	Height	Comment	Raw
	(Hz)	(dBuV/m)	(dBuV/m)	(dB)	(dB)	(m)		(°)	(m)		(dBuV)
PK	15.96042G	60.47	74.00	-13.53	14.96	3	Horizontal	260	1.61	-	45.51
AV	15.96222G	45.56	54.00	-8.44	14.96	3	Horizontal	260	1.61	-	30.60

802.11a_Nss1,(6Mbps)_1TX

5500MHz_TX

29/11/2019

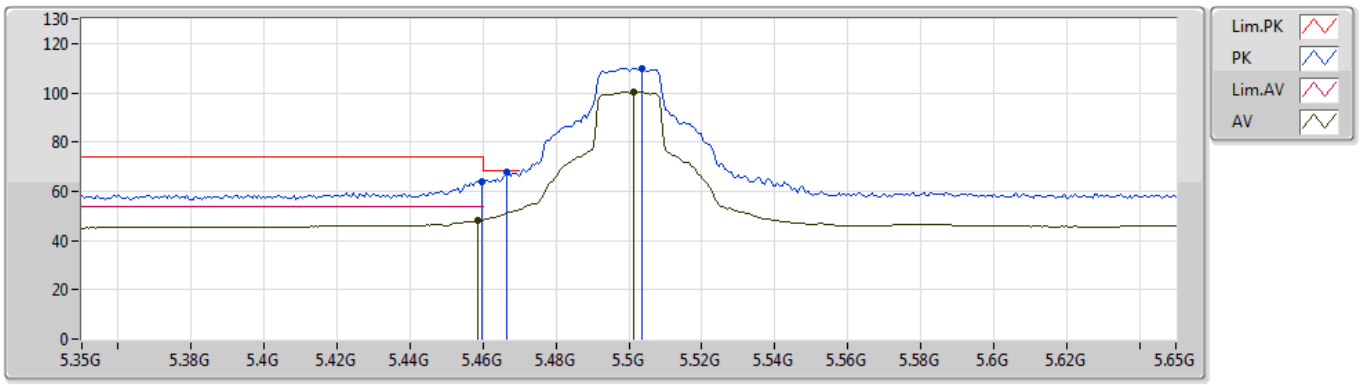

EUT Y_1TX
Setting 1B
02-B-C-4-10

Type	Freq	Level	Limit	Margin	Factor	Dist	Condition	Azimuth	Height	Comment	Raw
	(Hz)	(dBuV/m)	(dBuV/m)	(dB)	(dB)	(m)		(°)	(m)		(dBuV)
PK	5.4598G	63.89	74.00	-10.11	8.45	3	Vertical	179	1.90	-	55.44
AV	5.4586G	48.26	54.00	-5.74	8.45	3	Vertical	179	1.90	-	39.81
PK	5.4664G	67.98	68.20	-0.22	8.46	3	Vertical	179	1.90	-	59.52
PK	5.5036G	109.94	Inf	-Inf	8.52	3	Vertical	179	1.90	-	101.42
AV	5.5012G	100.38	Inf	-Inf	8.52	3	Vertical	179	1.90	-	91.86

802.11a_Nss1,(6Mbps)_1TX

5500MHz_TX

29/11/2019

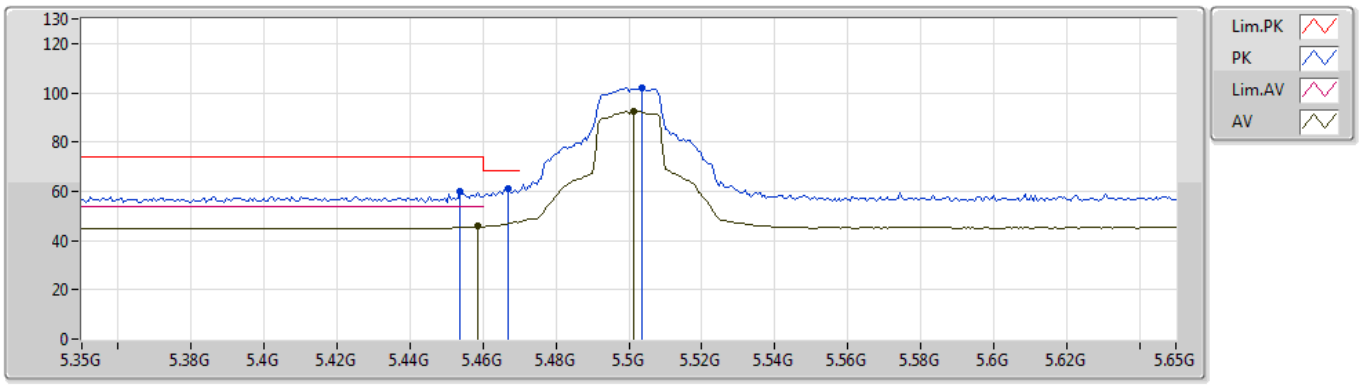

EUT Y_1TX
Setting 1B
02-B-C-4-10

Type	Freq	Level	Limit	Margin	Factor	Dist	Condition	Azimuth	Height	Comment	Raw
	(Hz)	(dBuV/m)	(dBuV/m)	(dB)	(dB)	(m)		(°)	(m)		(dBuV)
PK	5.4538G	59.71	74.00	-14.29	8.44	3	Horizontal	74	1.93	-	51.27
AV	5.4586G	45.72	54.00	-8.28	8.45	3	Horizontal	74	1.93	-	37.27
PK	5.467G	60.98	68.20	-7.22	8.46	3	Horizontal	74	1.93	-	52.52
PK	5.5036G	101.86	Inf	-Inf	8.52	3	Horizontal	74	1.93	-	93.34
AV	5.5012G	92.32	Inf	-Inf	8.52	3	Horizontal	74	1.93	-	83.80

802.11a_Nss1,(6Mbps)_1TX

5500MHz_TX

29/11/2019

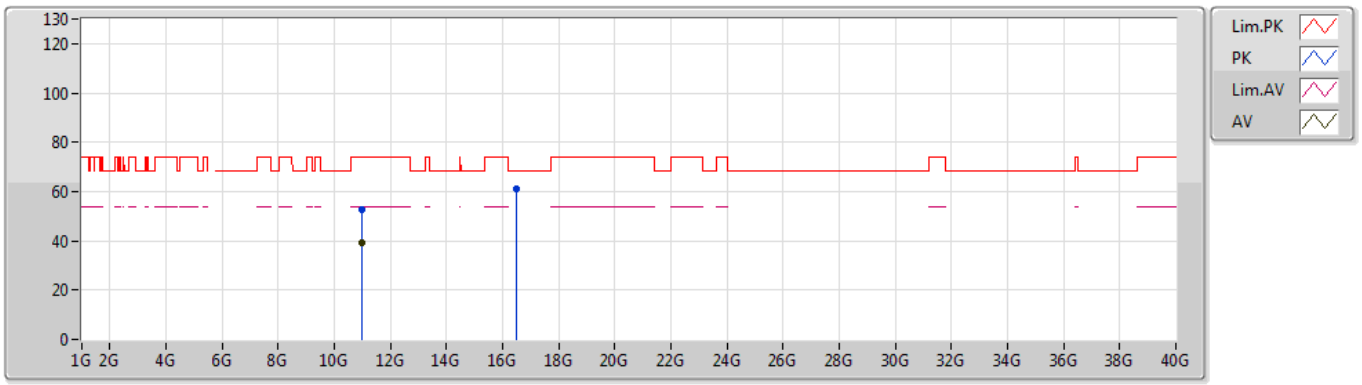

EUT Y_1TX
Setting 1B
02-B-C-4

Type	Freq	Level	Limit	Margin	Factor	Dist	Condition	Azimuth	Height	Comment	Raw
	(Hz)	(dBuV/m)	(dBuV/m)	(dB)	(dB)	(m)		(°)	(m)		(dBuV)
PK	10.9766G	52.74	74.00	-21.26	14.28	3	Vertical	76	1.89	-	38.46
AV	10.99772G	39.07	54.00	-14.93	14.26	3	Vertical	76	1.89	-	24.81
PK	16.5018G	61.27	68.20	-6.93	17.10	3	Vertical	299	2.56	-	44.17

802.11a_Nss1,(6Mbps)_1TX

5500MHz_TX

29/11/2019

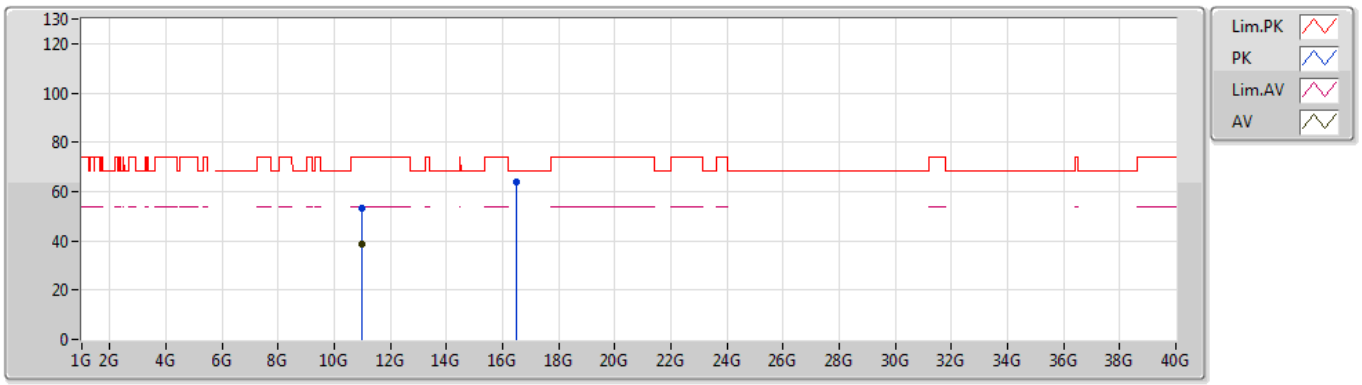

EUT Y_1TX
Setting 1B
02-B-C-4

Type	Freq	Level	Limit	Margin	Factor	Dist	Condition	Azimuth	Height	Comment	Raw
	(Hz)	(dBuV/m)	(dBuV/m)	(dB)	(dB)	(m)		(°)	(m)		(dBuV)
PK	10.99544G	53.09	74.00	-20.91	14.26	3	Horizontal	319	1.34	-	38.83
AV	11.00724G	38.85	54.00	-15.15	14.27	3	Horizontal	319	1.34	-	24.58
PK	16.5018G	63.65	68.20	-4.55	17.10	3	Horizontal	281	1.57	-	46.55

802.11a_Nss1,(6Mbps)_1TX

5580MHz_TX

29/11/2019

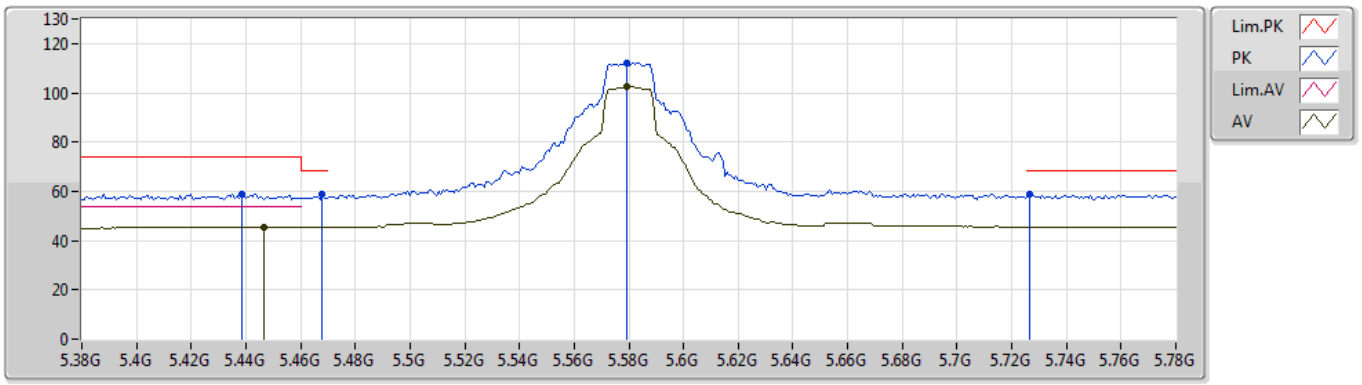

EUT Y_1TX
Setting 21
02-B-C-4-10

Type	Freq	Level	Limit	Margin	Factor	Dist	Condition	Azimuth	Height	Comment	Raw
	(Hz)	(dBuV/m)	(dBuV/m)	(dB)	(dB)	(m)		(°)	(m)		(dBuV)
PK	5.4384G	59.04	74.00	-14.96	8.41	3	Vertical	186	1.78	-	50.63
AV	5.4464G	45.49	54.00	-8.51	8.42	3	Vertical	186	1.78	-	37.07
PK	5.468G	58.78	68.20	-9.42	8.46	3	Vertical	186	1.78	-	50.32
PK	5.5792G	112.11	Inf	-Inf	8.57	3	Vertical	186	1.78	-	103.54
AV	5.5792G	102.48	Inf	-Inf	8.57	3	Vertical	186	1.78	-	93.91
PK	5.7264G	58.66	68.20	-9.54	8.79	3	Vertical	186	1.78	-	49.87

802.11a_Nss1,(6Mbps)_1TX

5580MHz_TX

29/11/2019

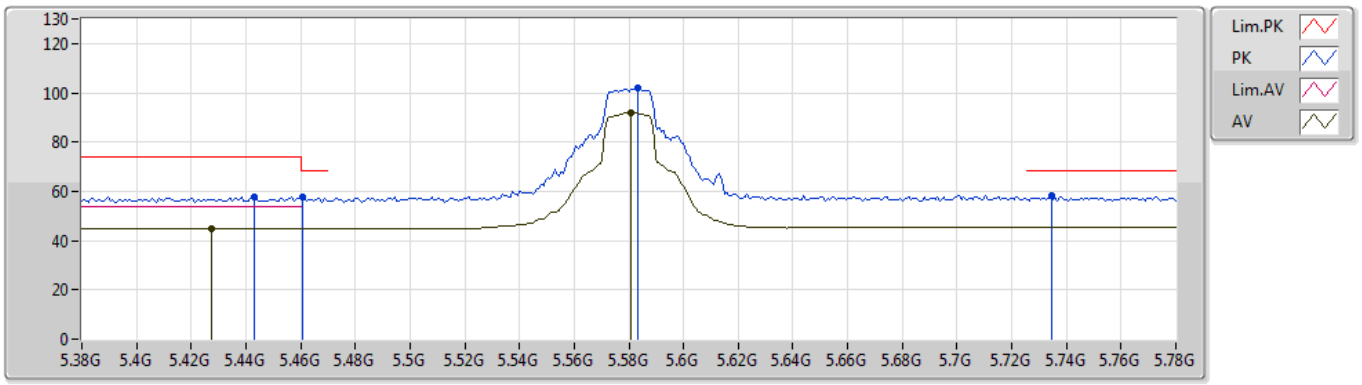

EUT Y_1TX
Setting 21
02-B-C-4-10

Type	Freq	Level	Limit	Margin	Factor	Dist	Condition	Azimuth	Height	Comment	Raw
	(Hz)	(dBuV/m)	(dBuV/m)	(dB)	(dB)	(m)		(°)	(m)		(dBuV)
PK	5.4432G	57.74	74.00	-16.26	8.42	3	Horizontal	90	2.97	-	49.32
AV	5.4272G	44.87	54.00	-9.13	8.40	3	Horizontal	90	2.97	-	36.47
PK	5.4608G	57.72	68.20	-10.48	8.45	3	Horizontal	90	2.97	-	49.27
PK	5.5832G	101.79	Inf	-Inf	8.57	3	Horizontal	90	2.97	-	93.22
AV	5.5808G	92.00	Inf	-Inf	8.57	3	Horizontal	90	2.97	-	83.43
PK	5.7344G	58.01	68.20	-10.19	8.80	3	Horizontal	90	2.97	-	49.21

802.11a_Nss1,(6Mbps)_1TX

5580MHz_TX

29/11/2019

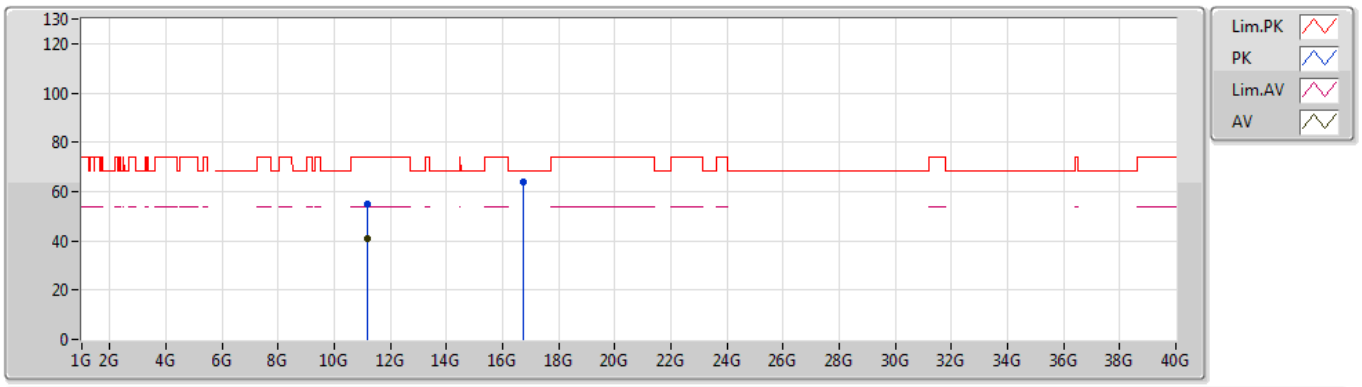

EUT Y_1TX
Setting 21
02-B-C-4

Type	Freq	Level	Limit	Margin	Factor	Dist	Condition	Azimuth	Height	Comment	Raw
	(Hz)	(dBuV/m)	(dBuV/m)	(dB)	(dB)	(m)		(°)	(m)		(dBuV)
PK	11.16156G	54.87	74.00	-19.13	14.47	3	Vertical	144	2.14	-	40.40
AV	11.16204G	41.03	54.00	-12.97	14.47	3	Vertical	144	2.14	-	26.56
PK	16.7442G	63.94	68.20	-4.26	18.17	3	Vertical	121	1.22	-	45.77

802.11a_Nss1,(6Mbps)_1TX

5580MHz_TX

29/11/2019

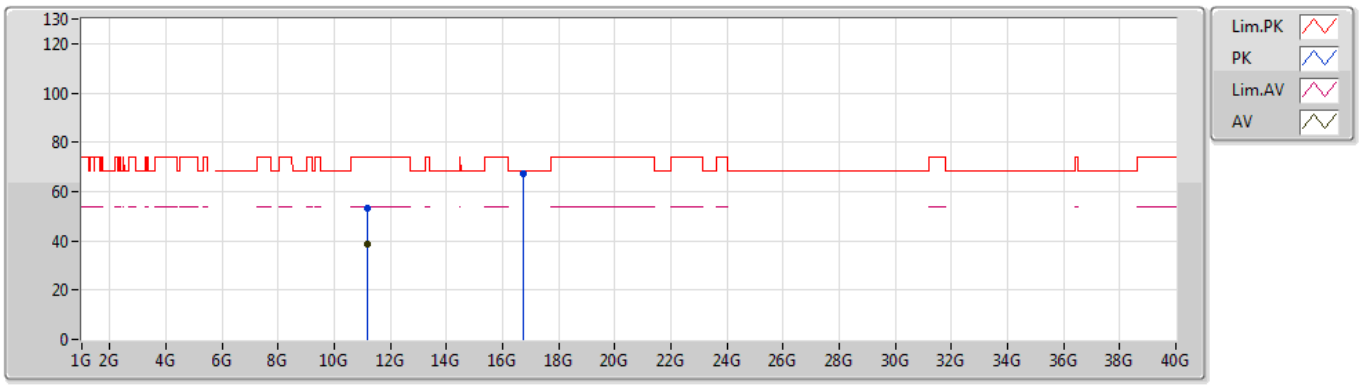

EUT Y_1TX
Setting 21
02-B-C-4

Type	Freq	Level	Limit	Margin	Factor	Dist	Condition	Azimuth	Height	Comment	Raw
	(Hz)	(dBuV/m)	(dBuV/m)	(dB)	(dB)	(m)		(°)	(m)		(dBuV)
PK	11.1846G	53.38	74.00	-20.62	14.50	3	Horizontal	100	1.29	-	38.88
AV	11.16G	38.92	54.00	-15.08	14.46	3	Horizontal	100	1.29	-	24.46
PK	16.73928G	67.27	68.20	-0.93	18.15	3	Horizontal	282	1.60	-	49.12

802.11a_Nss1,(6Mbps)_1TX

5700MHz_TX

29/11/2019

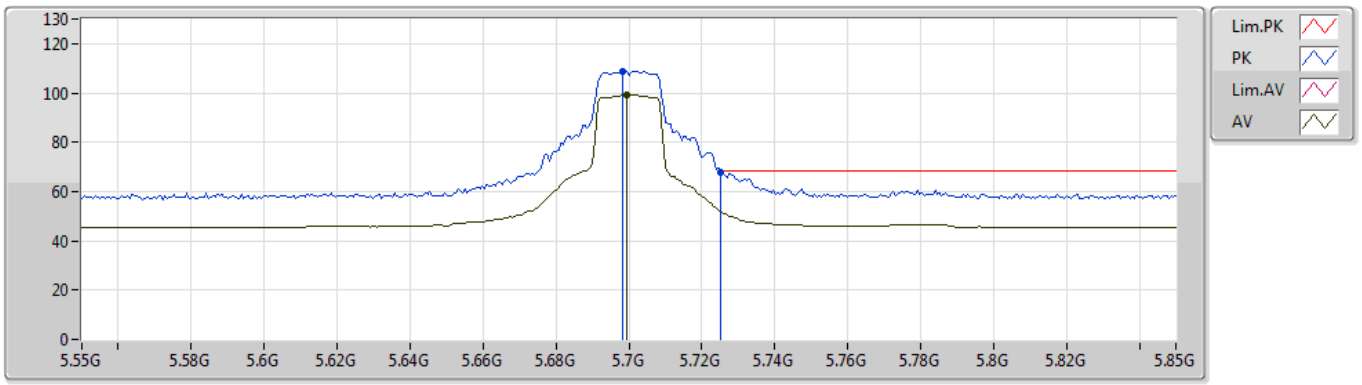

EUT Y_1TX
Setting 17
02-B-C-4-10

Type	Freq	Level	Limit	Margin	Factor	Dist	Condition	Azimuth	Height	Comment	Raw
	(Hz)	(dBuV/m)	(dBuV/m)	(dB)	(dB)	(m)		(°)	(m)		(dBuV)
PK	5.6982G	108.72	Inf	-Inf	8.75	3	Vertical	179	1.80	-	99.97
AV	5.6994G	99.23	Inf	-Inf	8.75	3	Vertical	179	1.80	-	90.48
PK	5.7252G	67.77	68.20	-0.43	8.79	3	Vertical	179	1.80	-	58.98

802.11a_Nss1,(6Mbps)_1TX

5700MHz_TX

29/11/2019

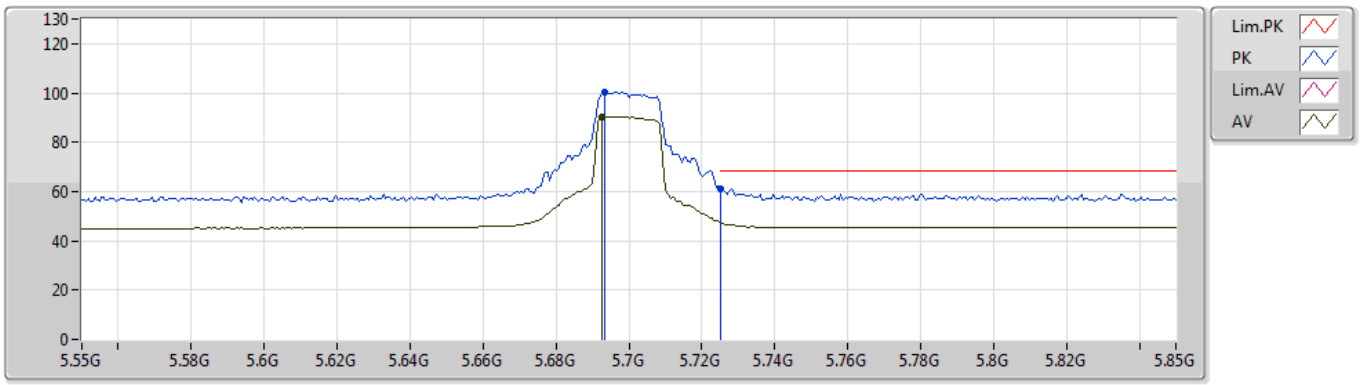

EUT Y_1TX
Setting 17
02-B-C-4-10

Type	Freq	Level	Limit	Margin	Factor	Dist	Condition	Azimuth	Height	Comment	Raw
	(Hz)	(dBuV/m)	(dBuV/m)	(dB)	(dB)	(m)		(°)	(m)		(dBuV)
PK	5.6934G	100.23	Inf	-Inf	8.74	3	Horizontal	75	1.73	-	91.49
AV	5.6928G	90.46	Inf	-Inf	8.74	3	Horizontal	75	1.73	-	81.72
PK	5.7252G	61.18	68.20	-7.02	8.79	3	Horizontal	75	1.73	-	52.39

802.11a_Nss1,(6Mbps)_1TX

5700MHz_TX

29/11/2019

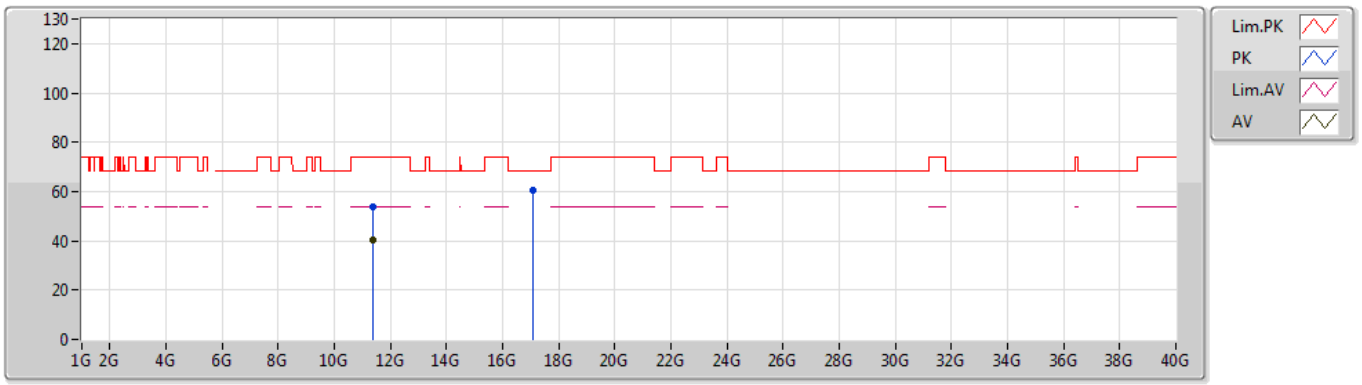

EUT Y_1TX
Setting 17
02-B-C-4

Type	Freq	Level	Limit	Margin	Factor	Dist	Condition	Azimuth	Height	Comment	Raw
	(Hz)	(dBuV/m)	(dBuV/m)	(dB)	(dB)	(m)		(°)	(m)		(dBuV)
PK	11.39388G	54.06	74.00	-19.94	14.77	3	Vertical	300	2.56	-	39.29
AV	11.40012G	40.11	54.00	-13.89	14.77	3	Vertical	300	2.56	-	25.34
PK	17.09832G	60.45	68.20	-7.75	19.89	3	Vertical	74	2.71	-	40.56

802.11a_Nss1,(6Mbps)_1TX

5700MHz_TX

29/11/2019

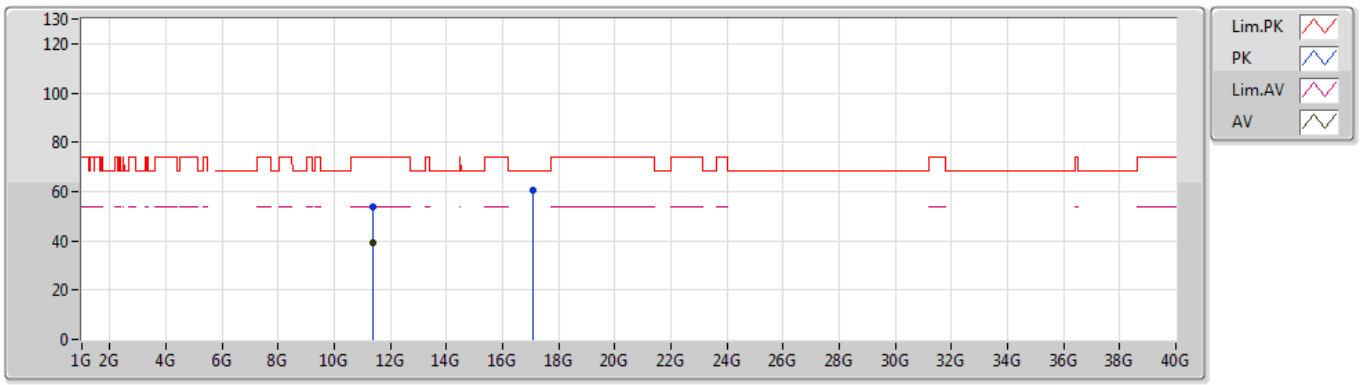

EUT Y_1TX
Setting 17
02-B-C-4

Type	Freq	Level	Limit	Margin	Factor	Dist	Condition	Azimuth	Height	Comment	Raw
	(Hz)	(dBuV/m)	(dBuV/m)	(dB)	(dB)	(m)		(°)	(m)		(dBuV)
PK	11.39928G	54.01	74.00	-19.99	14.77	3	Horizontal	124	1.30	-	39.24
AV	11.39988G	39.43	54.00	-14.57	14.77	3	Horizontal	124	1.30	-	24.66
PK	17.10228G	60.37	68.20	-7.83	19.91	3	Horizontal	321	1.43	-	40.46

802.11a_Nss1,(6Mbps)_1TX

5745MHz_TX

29/11/2019

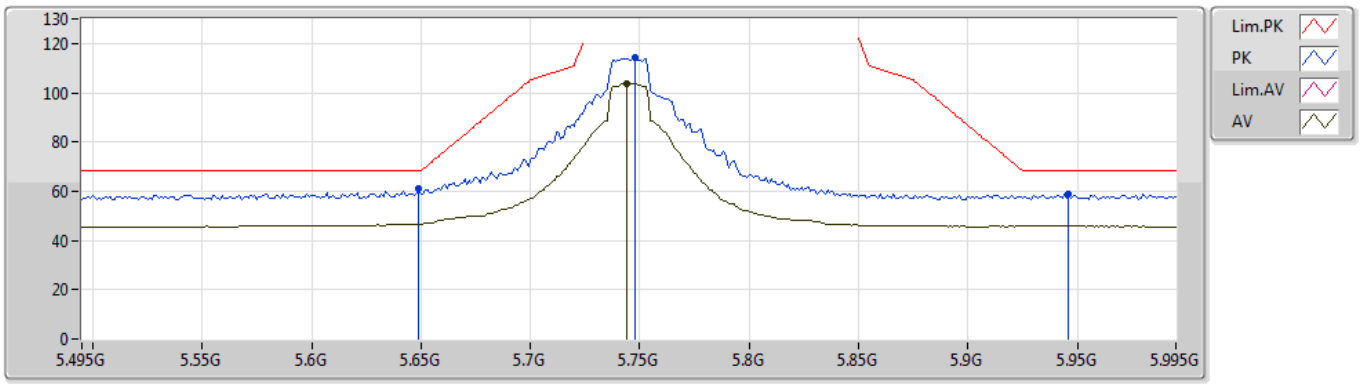

EUT Y_1TX
Setting 2D
02-B-B-4-10

Type	Freq	Level	Limit	Margin	Factor	Dist	Condition	Azimuth	Height	Comment	Raw
	(Hz)	(dBuV/m)	(dBuV/m)	(dB)	(dB)	(m)		(°)	(m)		(dBuV)
PK	5.649G	60.86	68.20	-7.34	8.67	3	Vertical	3	1.73	-	52.19
PK	5.748G	114.18	Inf	-Inf	8.82	3	Vertical	3	1.73	-	105.36
AV	5.744G	103.90	Inf	-Inf	8.82	3	Vertical	3	1.73	-	95.08
PK	5.946G	58.99	68.20	-9.21	8.94	3	Vertical	3	1.73	-	50.05

802.11a_Nss1,(6Mbps)_1TX

5745MHz_TX

29/11/2019

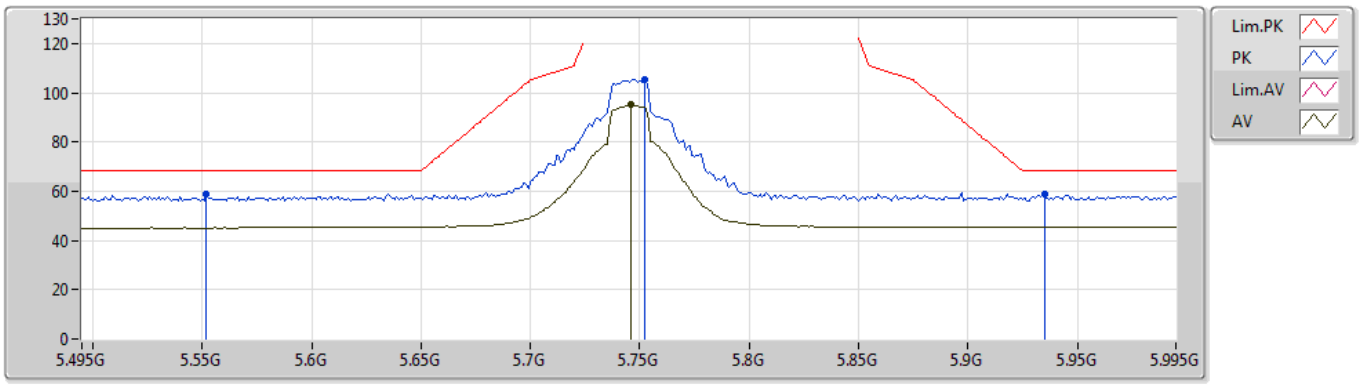

EUT Y_1TX
Setting 2D
02-B-B-4-10

Type	Freq	Level	Limit	Margin	Factor	Dist	Condition	Azimuth	Height	Comment	Raw
	(Hz)	(dBuV/m)	(dBuV/m)	(dB)	(dB)	(m)		(°)	(m)		(dBuV)
PK	5.552G	58.89	68.20	-9.31	8.55	3	Horizontal	261	2.91	-	50.34
PK	5.752G	105.46	Inf	-Inf	8.83	3	Horizontal	261	2.91	-	96.63
AV	5.746G	95.08	Inf	-Inf	8.82	3	Horizontal	261	2.91	-	86.26
PK	5.935G	58.59	68.20	-9.61	8.93	3	Horizontal	261	2.91	-	49.66

802.11a_Nss1,(6Mbps)_1TX

5745MHz_TX

29/11/2019

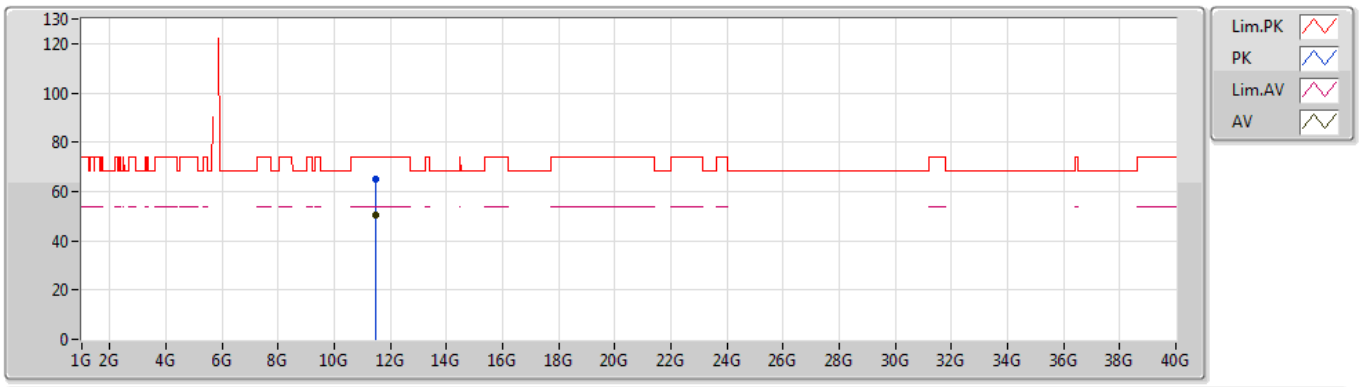

EUT Y_1TX
Setting 2D
02-B-J-5

Type	Freq	Level	Limit	Margin	Factor	Dist	Condition	Azimuth	Height	Comment	Raw
	(Hz)	(dBuV/m)	(dBuV/m)	(dB)	(dB)	(m)		(°)	(m)		(dBuV)
PK	11.49054G	64.82	74.00	-9.18	14.89	3	Vertical	243	2.22	-	49.93
AV	11.49012G	50.67	54.00	-3.33	14.89	3	Vertical	243	2.22	-	35.78

802.11a_Nss1,(6Mbps)_1TX

5745MHz_TX

29/11/2019

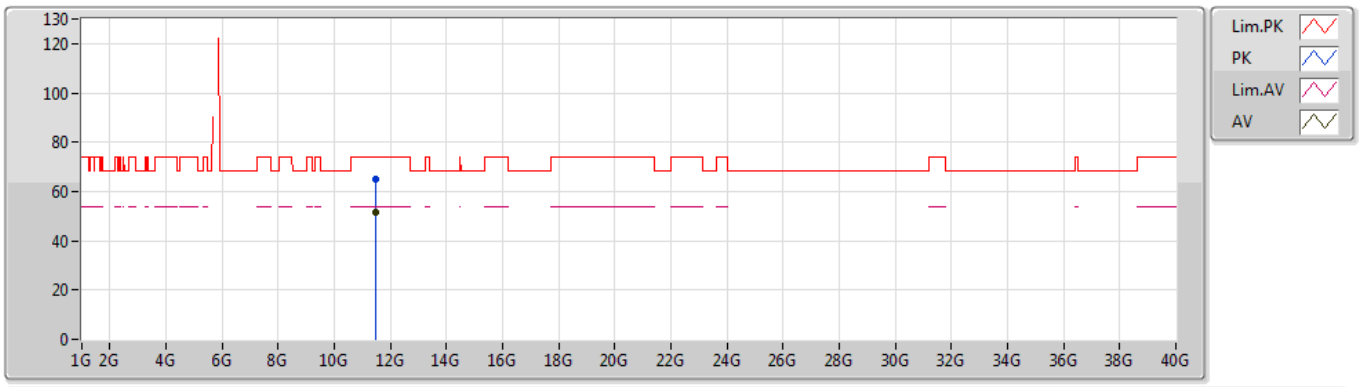

EUT Y_1TX
Setting 2D
02-B-J-5

Type	Freq	Level	Limit	Margin	Factor	Dist	Condition	Azimuth	Height	Comment	Raw
	(Hz)	(dBuV/m)	(dBuV/m)	(dB)	(dB)	(m)		(°)	(m)		(dBuV)
PK	11.49186G	65.28	74.00	-8.72	14.89	3	Horizontal	164	2.14	-	50.39
AV	11.49006G	51.57	54.00	-2.43	14.89	3	Horizontal	164	2.14	-	36.68

802.11a_Nss1,(6Mbps)_1TX

5785MHz_TX

29/11/2019

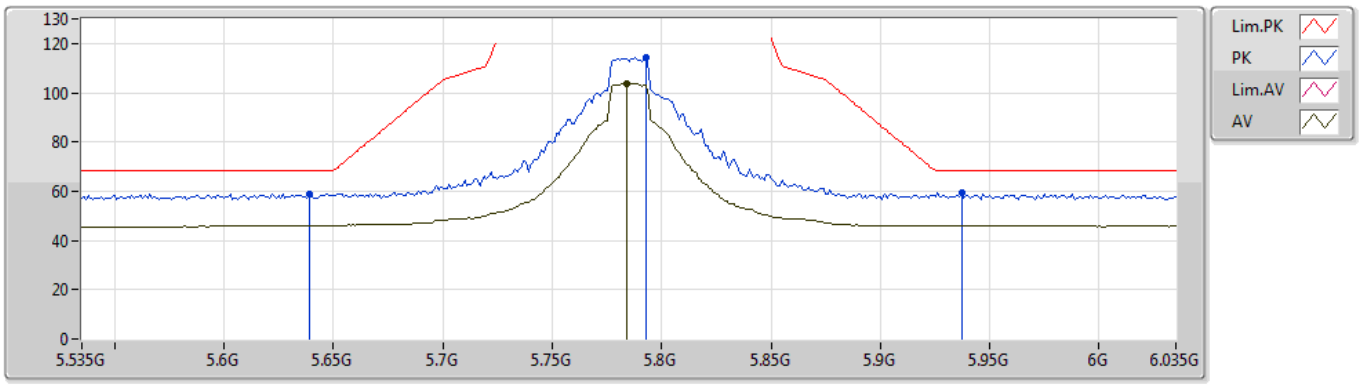

EUT Y_1TX
Setting 2D
02-B-J-5-10

Type	Freq	Level	Limit	Margin	Factor	Dist	Condition	Azimuth	Height	Comment	Raw
	(Hz)	(dBuV/m)	(dBuV/m)	(dB)	(dB)	(m)		(°)	(m)		(dBuV)
PK	5.639G	59.09	68.20	-9.11	8.64	3	Vertical	286	1.68	-	50.45
PK	5.793G	114.18	Inf	-Inf	8.89	3	Vertical	286	1.68	-	105.29
AV	5.784G	103.71	Inf	-Inf	8.88	3	Vertical	286	1.68	-	94.83
PK	5.937G	59.28	68.20	-8.92	8.93	3	Vertical	286	1.68	-	50.35

802.11a_Nss1,(6Mbps)_1TX

5785MHz_TX

29/11/2019

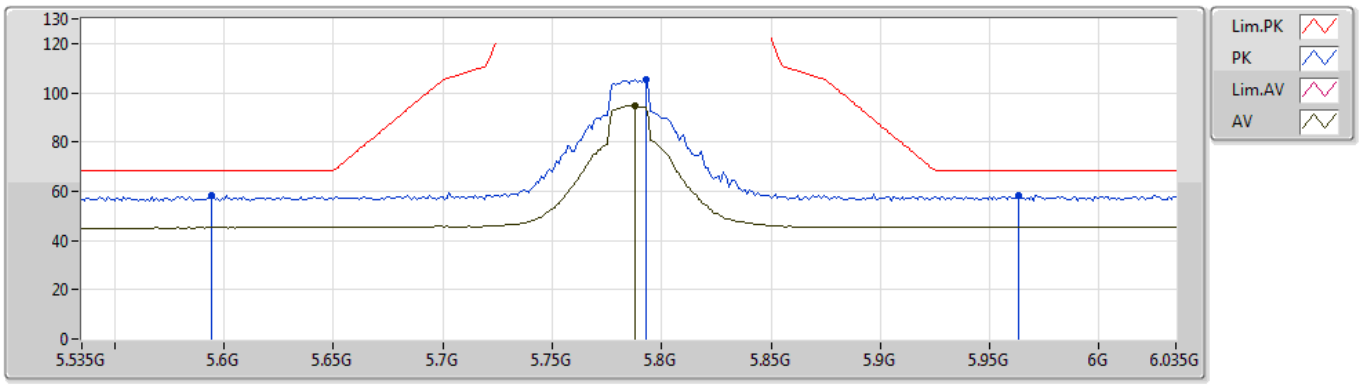

EUT Y_1TX
Setting 2D
02-B-J-5-10

Type	Freq	Level	Limit	Margin	Factor	Dist	Condition	Azimuth	Height	Comment	Raw
	(Hz)	(dBuV/m)	(dBuV/m)	(dB)	(dB)	(m)		(°)	(m)		(dBuV)
PK	5.594G	58.15	68.20	-10.05	8.58	3	Horizontal	254	2.98	-	49.57
PK	5.793G	105.55	Inf	-Inf	8.89	3	Horizontal	254	2.98	-	96.66
AV	5.788G	94.91	Inf	-Inf	8.87	3	Horizontal	254	2.98	-	86.04
PK	5.963G	58.28	68.20	-9.92	8.93	3	Horizontal	254	2.98	-	49.35

802.11a_Nss1,(6Mbps)_1TX

5785MHz_TX

29/11/2019

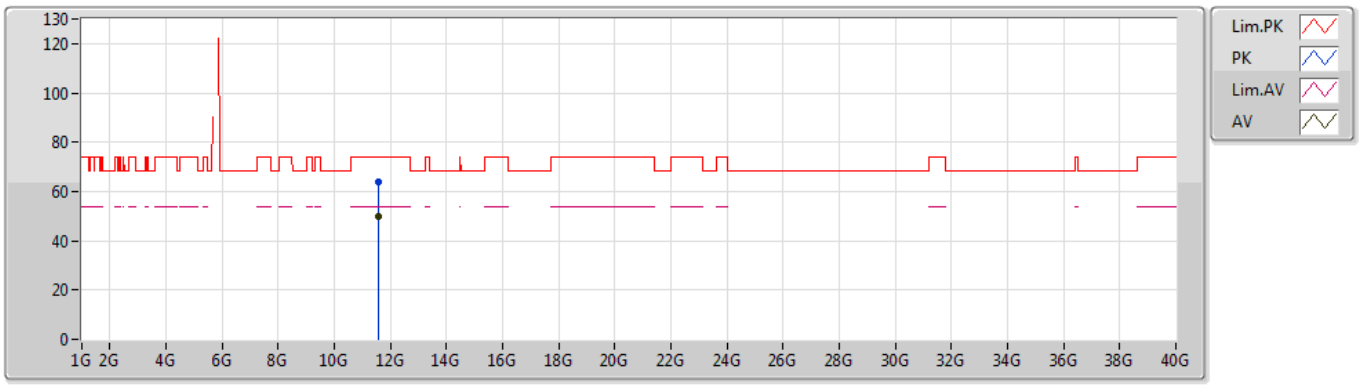

EUT Y_1TX
Setting 2D
02-B-J-5

Type	Freq	Level	Limit	Margin	Factor	Dist	Condition	Azimuth	Height	Comment	Raw
	(Hz)	(dBuV/m)	(dBuV/m)	(dB)	(dB)	(m)		(°)	(m)		(dBuV)
PK	11.57066G	63.94	74.00	-10.06	15.00	3	Vertical	248	2.19	-	48.94
AV	11.57024G	49.71	54.00	-4.29	15.00	3	Vertical	248	2.19	-	34.71

802.11a_Nss1,(6Mbps)_1TX

5785MHz_TX

29/11/2019

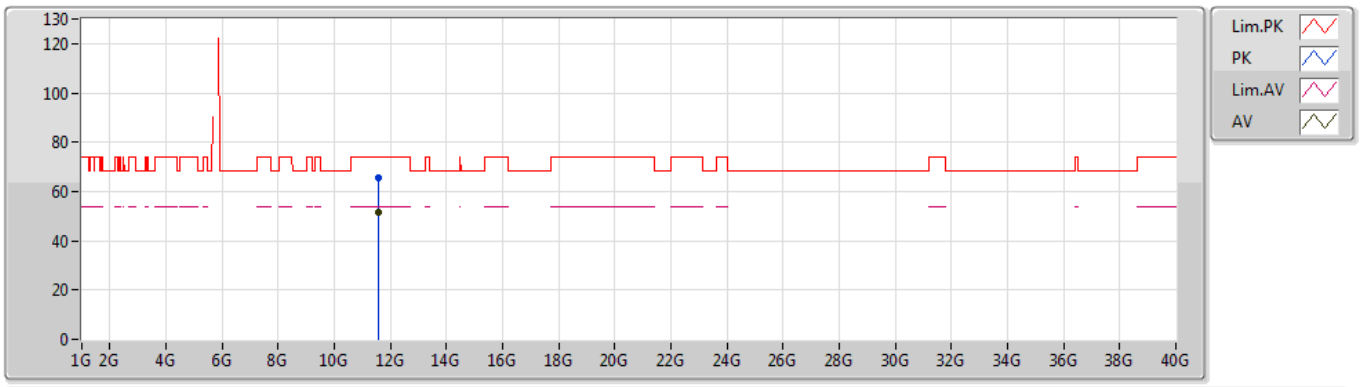

EUT Y_1TX
Setting 2D
02-B-J-5

Type	Freq	Level	Limit	Margin	Factor	Dist	Condition	Azimuth	Height	Comment	Raw
	(Hz)	(dBuV/m)	(dBuV/m)	(dB)	(dB)	(m)		(°)	(m)		(dBuV)
PK	11.57084G	65.63	74.00	-8.37	15.00	3	Horizontal	165	2.18	-	50.63
AV	11.57024G	51.62	54.00	-2.38	15.00	3	Horizontal	165	2.18	-	36.62

802.11a_Nss1,(6Mbps)_1TX

5825MHz_TX

29/11/2019

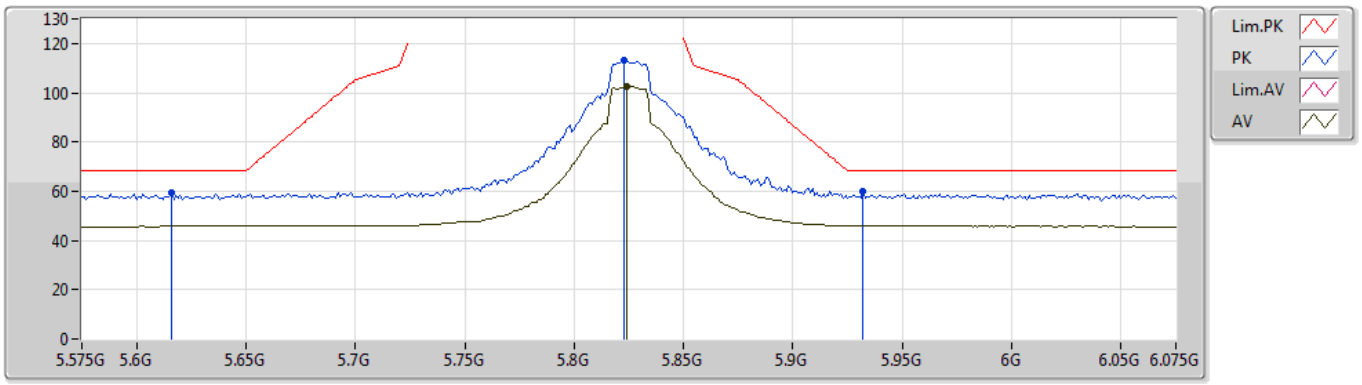

EUT Y_1TX
Setting 2D
02-B-J-5-10

Type	Freq	Level	Limit	Margin	Factor	Dist	Condition	Azimuth	Height	Comment	Raw
	(Hz)	(dBuV/m)	(dBuV/m)	(dB)	(dB)	(m)		(°)	(m)		(dBuV)
PK	5.616G	59.58	68.20	-8.62	8.61	3	Vertical	354	1.55	-	50.97
PK	5.823G	112.97	Inf	-Inf	8.90	3	Vertical	354	1.55	-	104.07
AV	5.824G	102.68	Inf	-Inf	8.90	3	Vertical	354	1.55	-	93.78
PK	5.932G	59.85	68.20	-8.35	8.93	3	Vertical	354	1.55	-	50.92

802.11a_Nss1,(6Mbps)_1TX

5825MHz_TX

29/11/2019

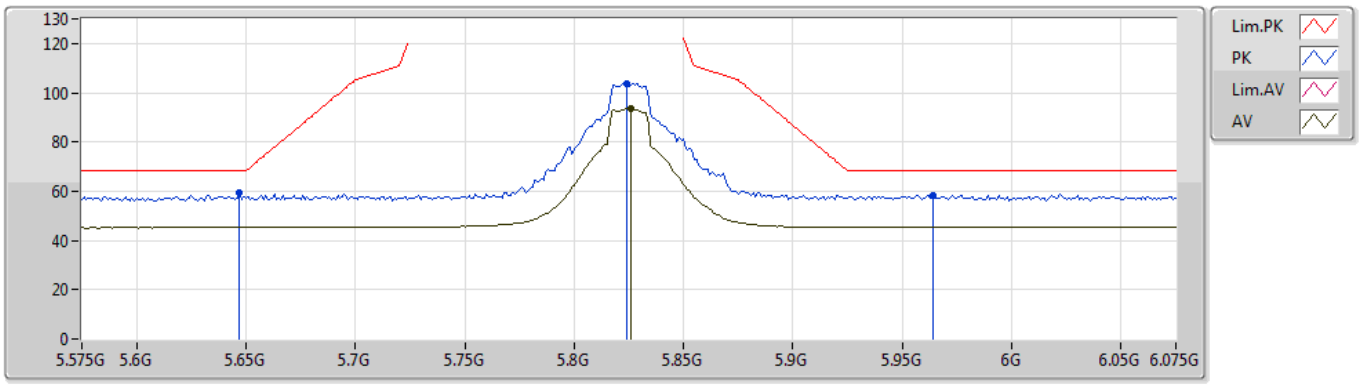

EUT Y_1TX
Setting 2D
02-B-J-5-10

Type	Freq	Level	Limit	Margin	Factor	Dist	Condition	Azimuth	Height	Comment	Raw
	(Hz)	(dBuV/m)	(dBuV/m)	(dB)	(dB)	(m)		(°)	(m)		(dBuV)
PK	5.647G	59.38	68.20	-8.82	8.67	3	Horizontal	269	1.85	-	50.71
PK	5.824G	103.65	Inf	-Inf	8.90	3	Horizontal	269	1.85	-	94.75
AV	5.826G	93.53	Inf	-Inf	8.91	3	Horizontal	269	1.85	-	84.62
PK	5.964G	58.50	68.20	-9.70	8.93	3	Horizontal	269	1.85	-	49.57

802.11a_Nss1,(6Mbps)_1TX

5825MHz_TX

29/11/2019

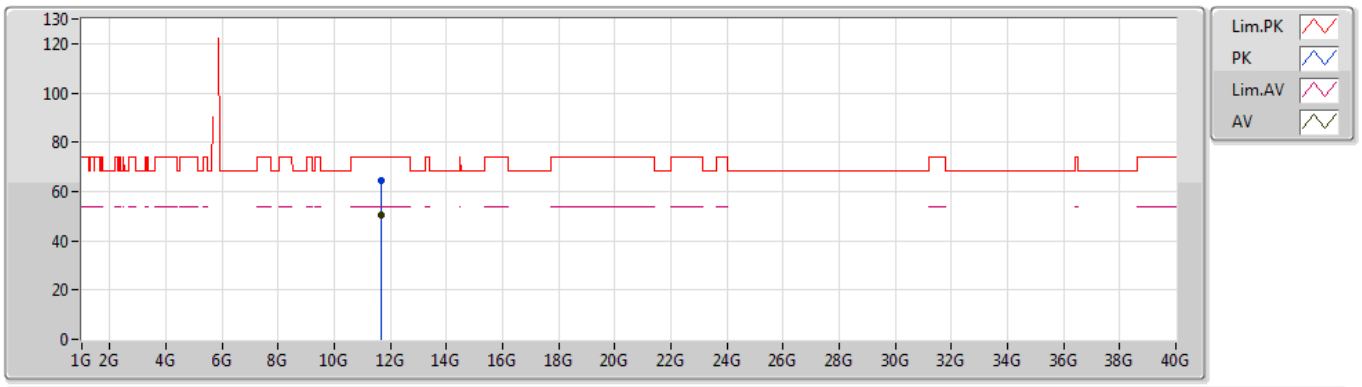

EUT Y_1TX
Setting 2D
02-B-J-5

Type	Freq	Level	Limit	Margin	Factor	Dist	Condition	Azimuth	Height	Comment	Raw
	(Hz)	(dBuV/m)	(dBuV/m)	(dB)	(dB)	(m)		(°)	(m)		(dBuV)
PK	11.65084G	64.31	74.00	-9.69	15.09	3	Vertical	249	2.17	-	49.22
AV	11.65036G	50.50	54.00	-3.50	15.09	3	Vertical	249	2.17	-	35.41

802.11a_Nss1,(6Mbps)_1TX

5825MHz_TX

29/11/2019

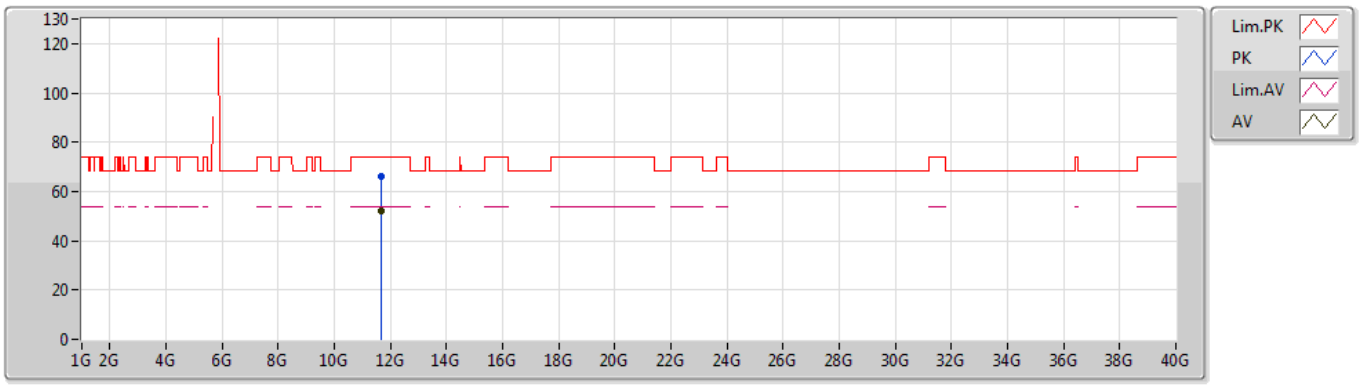

EUT Y_1TX
Setting 2D
02-B-J-5

Type	Freq	Level	Limit	Margin	Factor	Dist	Condition	Azimuth	Height	Comment	Raw
	(Hz)	(dBuV/m)	(dBuV/m)	(dB)	(dB)	(m)		(°)	(m)		(dBuV)
PK	11.65072G	65.90	74.00	-8.10	15.09	3	Horizontal	164	2.19	-	50.81
AV	11.65036G	52.13	54.00	-1.87	15.09	3	Horizontal	164	2.19	-	37.04

802.11ac VHT20_Nss1,(MCS0)_1TX

5180MHz_TX

29/11/2019

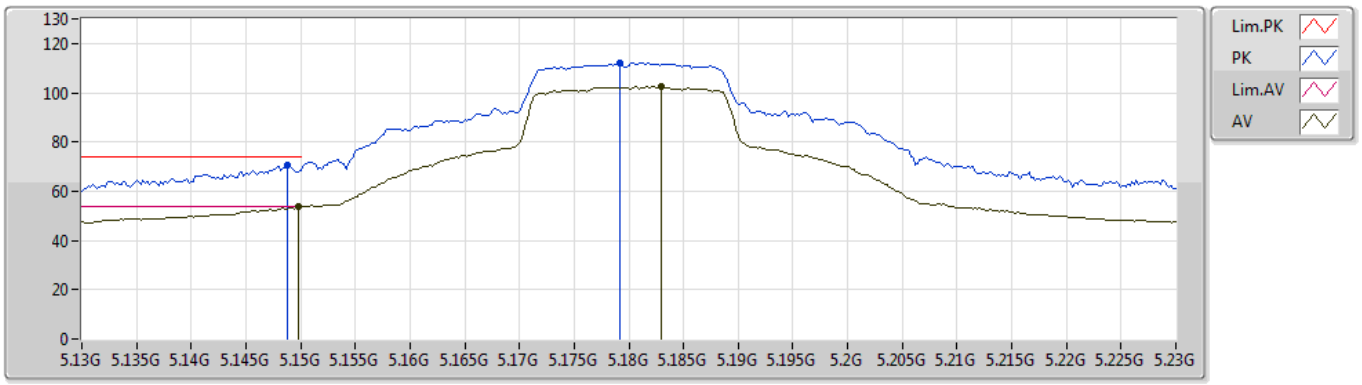

EUT Y_1TX
Setting 24
02-B-B-4-10

Type	Freq	Level	Limit	Margin	Factor	Dist	Condition	Azimuth	Height	Comment	Raw
	(Hz)	(dBuV/m)	(dBuV/m)	(dB)	(dB)	(m)		(°)	(m)		(dBuV)
PK	5.1488G	70.67	74.00	-3.33	7.94	3	Vertical	133	1.89	-	62.73
AV	5.1498G	53.78	54.00	-0.22	7.94	3	Vertical	133	1.89	-	45.84
PK	5.1792G	112.10	Inf	-Inf	8.02	3	Vertical	133	1.89	-	104.08
AV	5.183G	102.59	Inf	-Inf	8.02	3	Vertical	133	1.89	-	94.57

802.11ac VHT20_Nss1,(MCS0)_1TX

29/11/2019

5180MHz_TX

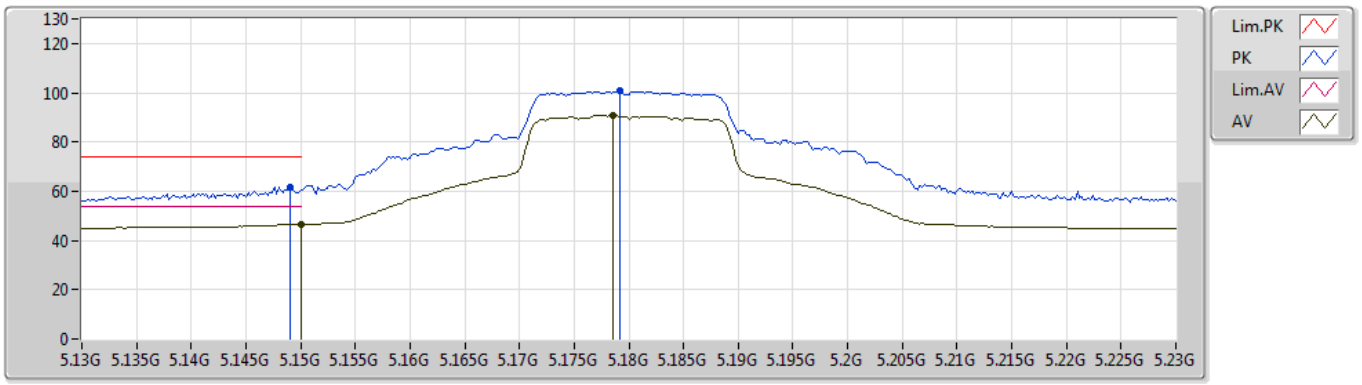

EUT Y_1TX
Setting 24
02-B-B-4-10

Type	Freq	Level	Limit	Margin	Factor	Dist	Condition	Azimuth	Height	Comment	Raw
	(Hz)	(dBuV/m)	(dBuV/m)	(dB)	(dB)	(m)		(°)	(m)		(dBuV)
PK	5.149G	61.61	74.00	-12.39	7.94	3	Horizontal	85	1.31	-	53.67
AV	5.15G	46.53	54.00	-7.47	7.94	3	Horizontal	85	1.31	-	38.59
PK	5.1792G	100.83	Inf	-Inf	8.02	3	Horizontal	85	1.31	-	92.81
AV	5.1786G	90.64	Inf	-Inf	8.02	3	Horizontal	85	1.31	-	82.62

802.11ac VHT20_Nss1,(MCS0)_1TX

5180MHz_TX

29/11/2019

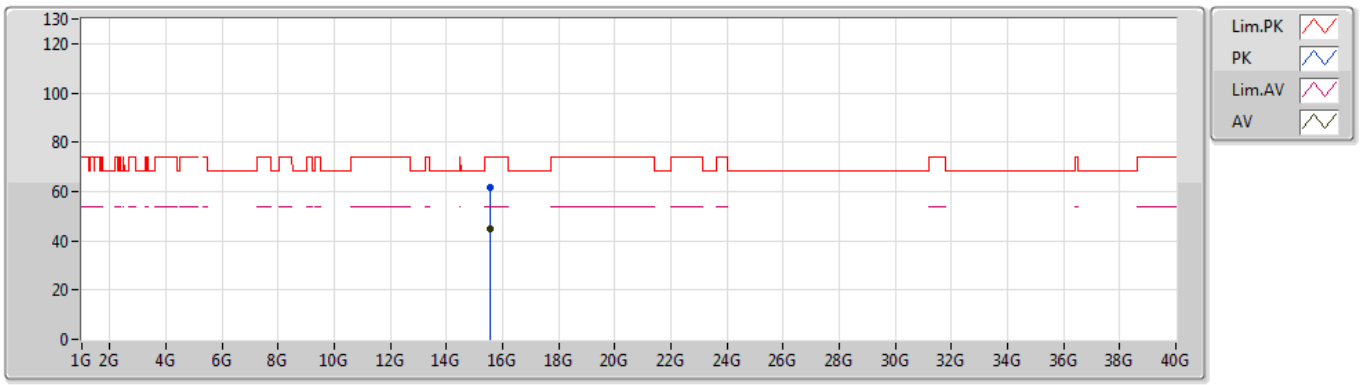

EUT Y_1TX
Setting 24
02-B-B-4

Type	Freq	Level	Limit	Margin	Factor	Dist	Condition	Azimuth	Height	Comment	Raw
	(Hz)	(dBuV/m)	(dBuV/m)	(dB)	(dB)	(m)		(°)	(m)		(dBuV)
PK	15.54684G	61.61	74.00	-12.39	16.05	3	Vertical	179	2.97	-	45.56
AV	15.54462G	45.01	54.00	-8.99	16.06	3	Vertical	179	2.97	-	28.95

802.11ac VHT20_Nss1,(MCS0)_1TX

5180MHz_TX

29/11/2019

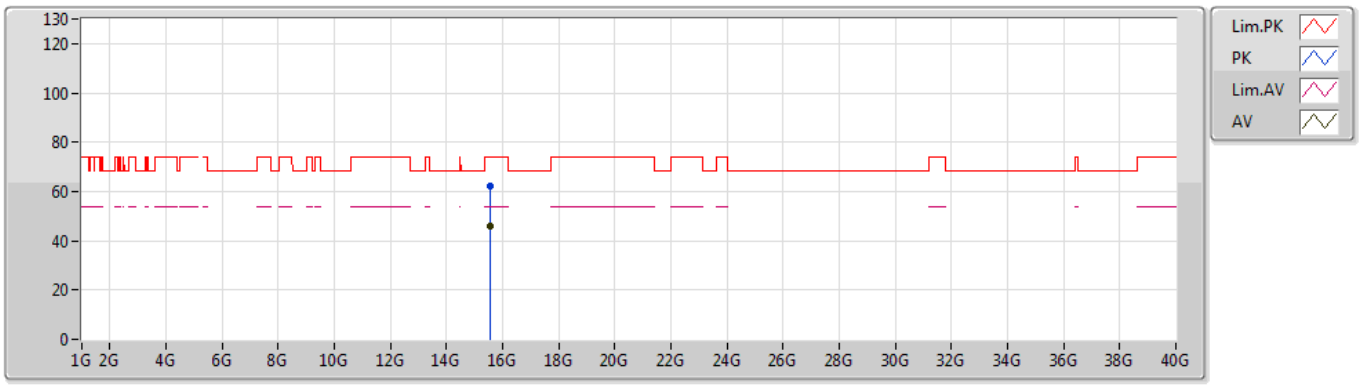

EUT Y_1TX
Setting 24
02-B-B-4

Type	Freq	Level	Limit	Margin	Factor	Dist	Condition	Azimuth	Height	Comment	Raw
	(Hz)	(dBuV/m)	(dBuV/m)	(dB)	(dB)	(m)		(°)	(m)		(dBuV)
PK	15.54666G	62.05	74.00	-11.95	16.05	3	Horizontal	249	2.68	-	46.00
AV	15.54084G	45.84	54.00	-8.16	16.07	3	Horizontal	249	2.68	-	29.77

802.11ac VHT20_Nss1,(MCS0)_1TX

5200MHz_TX

29/11/2019

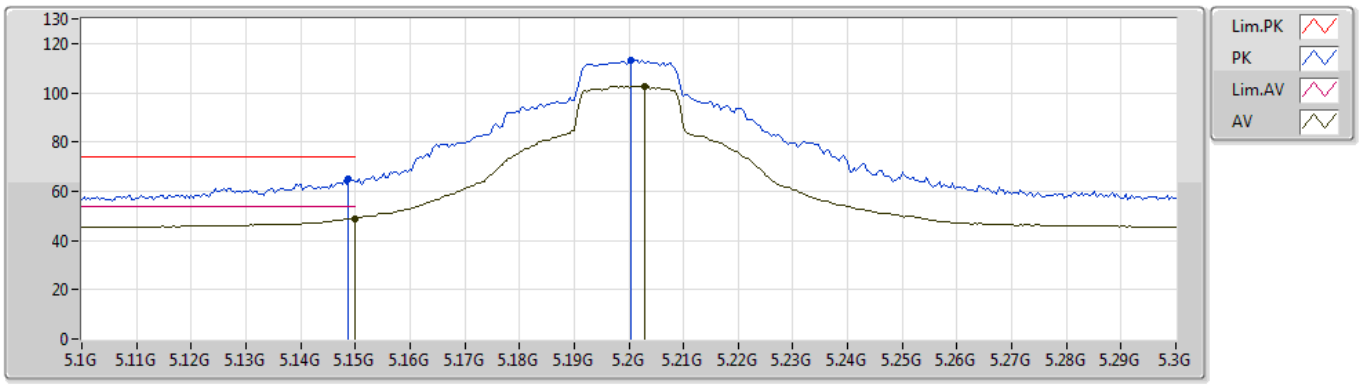

EUT Y_1TX
Setting 2D
02-B-B-4-10

Type	Freq	Level	Limit	Margin	Factor	Dist	Condition	Azimuth	Height	Comment	Raw
	(Hz)	(dBuV/m)	(dBuV/m)	(dB)	(dB)	(m)		(°)	(m)		(dBuV)
PK	5.1488G	64.97	74.00	-9.03	7.94	3	Vertical	146	1.98	-	57.03
AV	5.15G	48.79	54.00	-5.21	7.94	3	Vertical	146	1.98	-	40.85
PK	5.2004G	113.11	Inf	-Inf	8.06	3	Vertical	146	1.98	-	105.05
AV	5.2028G	102.58	Inf	-Inf	8.06	3	Vertical	146	1.98	-	94.52

802.11ac VHT20_Nss1,(MCS0)_1TX

5200MHz_TX

29/11/2019

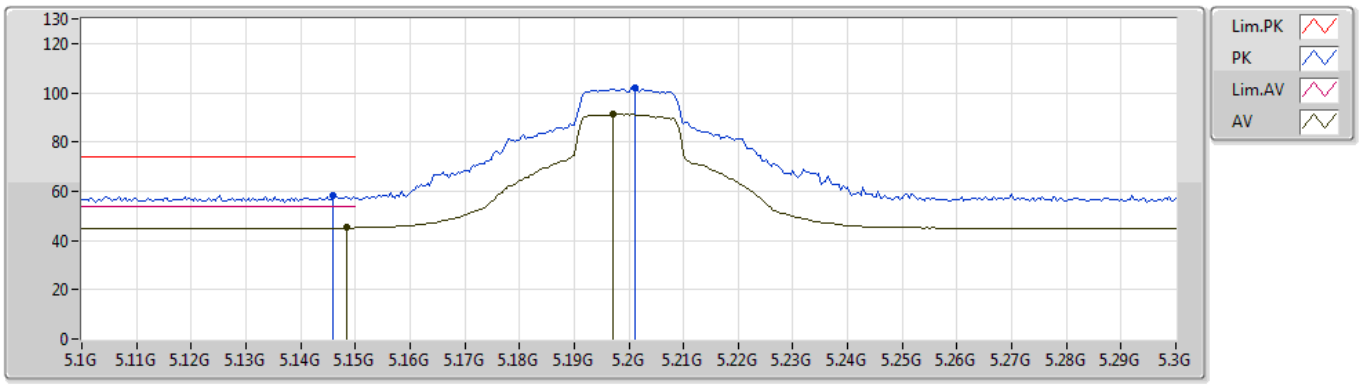

EUT Y_1TX
Setting 2D
02-B-B-4-10

Type	Freq	Level	Limit	Margin	Factor	Dist	Condition	Azimuth	Height	Comment	Raw
	(Hz)	(dBuV/m)	(dBuV/m)	(dB)	(dB)	(m)		(°)	(m)		(dBuV)
PK	5.146G	58.16	74.00	-15.84	7.94	3	Horizontal	86	1.72	-	50.22
AV	5.1484G	45.28	54.00	-8.72	7.94	3	Horizontal	86	1.72	-	37.34
PK	5.2012G	101.82	Inf	-Inf	8.06	3	Horizontal	86	1.72	-	93.76
AV	5.1972G	91.41	Inf	-Inf	8.06	3	Horizontal	86	1.72	-	83.35

802.11ac VHT20_Nss1,(MCS0)_1TX

5200MHz_TX

29/11/2019

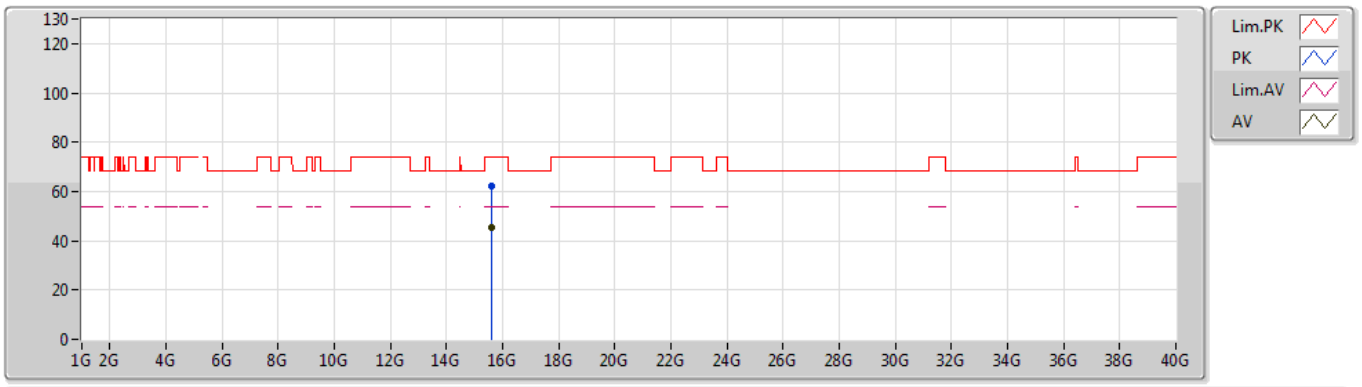

EUT Y_1TX
Setting 2D
02-B-B-4

Type	Freq	Level	Limit	Margin	Factor	Dist	Condition	Azimuth	Height	Comment	Raw
	(Hz)	(dBuV/m)	(dBuV/m)	(dB)	(dB)	(m)		(°)	(m)		(dBuV)
PK	15.60684G	62.29	74.00	-11.71	15.89	3	Vertical	122	1.43	-	46.40
AV	15.60366G	45.64	54.00	-8.36	15.90	3	Vertical	122	1.43	-	29.74

802.11ac VHT20_Nss1,(MCS0)_1TX

5200MHz_TX

29/11/2019

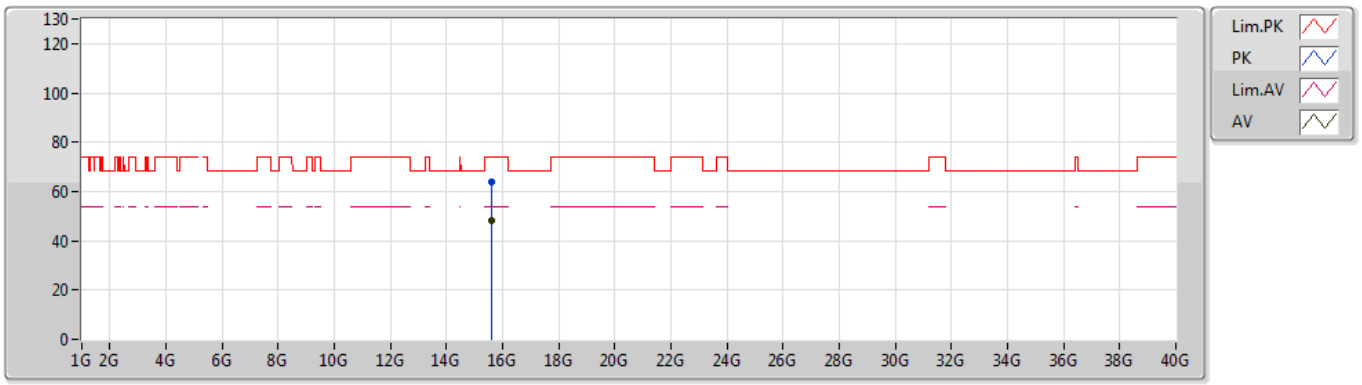

EUT Y_1TX
Setting 2D
02-B-B-4

Type	Freq	Level	Limit	Margin	Factor	Dist	Condition	Azimuth	Height	Comment	Raw
	(Hz)	(dBuV/m)	(dBuV/m)	(dB)	(dB)	(m)		(°)	(m)		(dBuV)
PK	15.60696G	63.68	74.00	-10.32	15.89	3	Horizontal	242	2.71	-	47.79
AV	15.6058G	48.42	54.00	-5.58	15.89	3	Horizontal	242	2.71	-	32.53

802.11ac VHT20_Nss1,(MCS0)_1TX

5240MHz_TX

29/11/2019

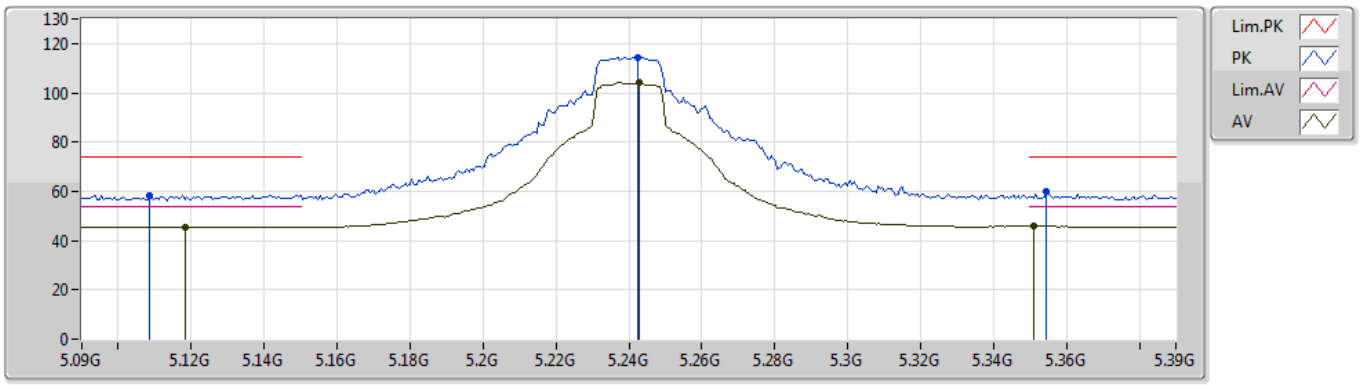

EUT Y_1TX
Setting 2D
02-B-B-4-10

Type	Freq	Level	Limit	Margin	Factor	Dist	Condition	Azimuth	Height	Comment	Raw
	(Hz)	(dBuV/m)	(dBuV/m)	(dB)	(dB)	(m)		(°)	(m)		(dBuV)
PK	5.1086G	58.50	74.00	-15.50	7.86	3	Vertical	149	1.88	-	50.64
AV	5.1182G	45.45	54.00	-8.55	7.88	3	Vertical	149	1.88	-	37.57
PK	5.2424G	114.36	Inf	-Inf	8.12	3	Vertical	149	1.88	-	106.24
AV	5.243G	104.09	Inf	-Inf	8.12	3	Vertical	149	1.88	-	95.97
PK	5.3546G	59.86	74.00	-14.14	8.28	3	Vertical	149	1.88	-	51.58
AV	5.351G	45.84	54.00	-8.16	8.28	3	Vertical	149	1.88	-	37.56

802.11ac VHT20_Nss1,(MCS0)_1TX

5240MHz_TX

29/11/2019

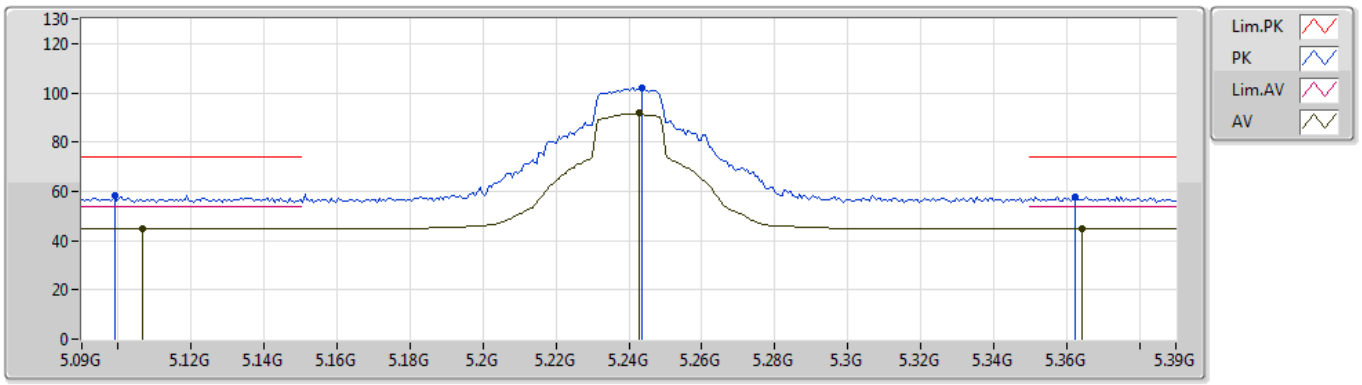

EUT Y_1TX
Setting 2D
02-B-B-4-10

Type	Freq	Level	Limit	Margin	Factor	Dist	Condition	Azimuth	Height	Comment	Raw
	(Hz)	(dBuV/m)	(dBuV/m)	(dB)	(dB)	(m)		(°)	(m)		(dBuV)
PK	5.099G	58.42	74.00	-15.58	7.84	3	Horizontal	88	1.27	-	50.58
AV	5.1068G	44.80	54.00	-9.20	7.86	3	Horizontal	88	1.27	-	36.94
PK	5.2436G	101.90	Inf	-Inf	8.12	3	Horizontal	88	1.27	-	93.78
AV	5.243G	91.74	Inf	-Inf	8.12	3	Horizontal	88	1.27	-	83.62
PK	5.3624G	57.82	74.00	-16.18	8.29	3	Horizontal	88	1.27	-	49.53
AV	5.3642G	44.90	54.00	-9.10	8.29	3	Horizontal	88	1.27	-	36.61

802.11ac VHT20_Nss1,(MCS0)_1TX

5240MHz_TX

29/11/2019

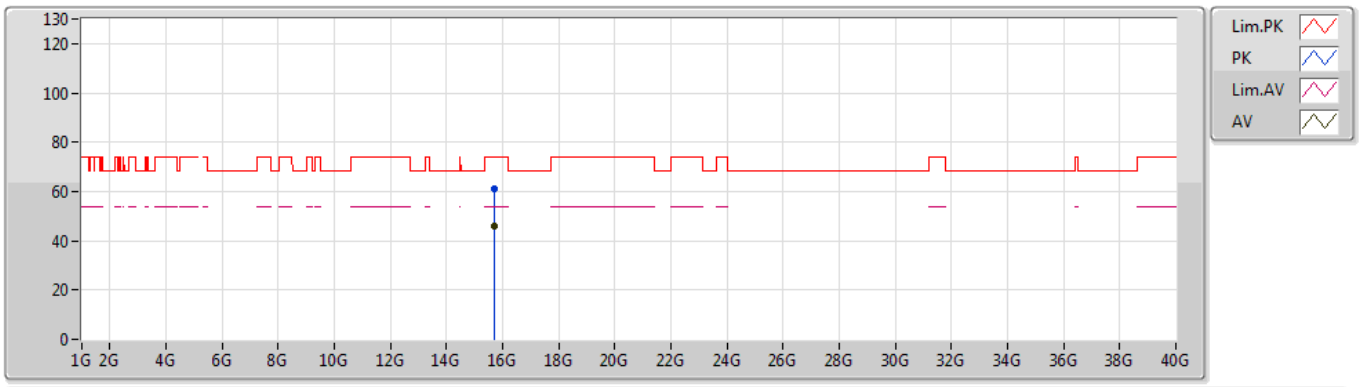

EUT Y_1TX
Setting 2D
02-B-B-4

Type	Freq	Level	Limit	Margin	Factor	Dist	Condition	Azimuth	Height	Comment	Raw
	(Hz)	(dBuV/m)	(dBuV/m)	(dB)	(dB)	(m)		(°)	(m)		(dBuV)
PK	15.7269G	61.15	74.00	-12.85	15.58	3	Vertical	120	1.54	-	45.57
AV	15.71592G	46.02	54.00	-7.98	15.61	3	Vertical	120	1.54	-	30.41

802.11ac VHT20_Nss1,(MCS0)_1TX

5240MHz_TX

29/11/2019

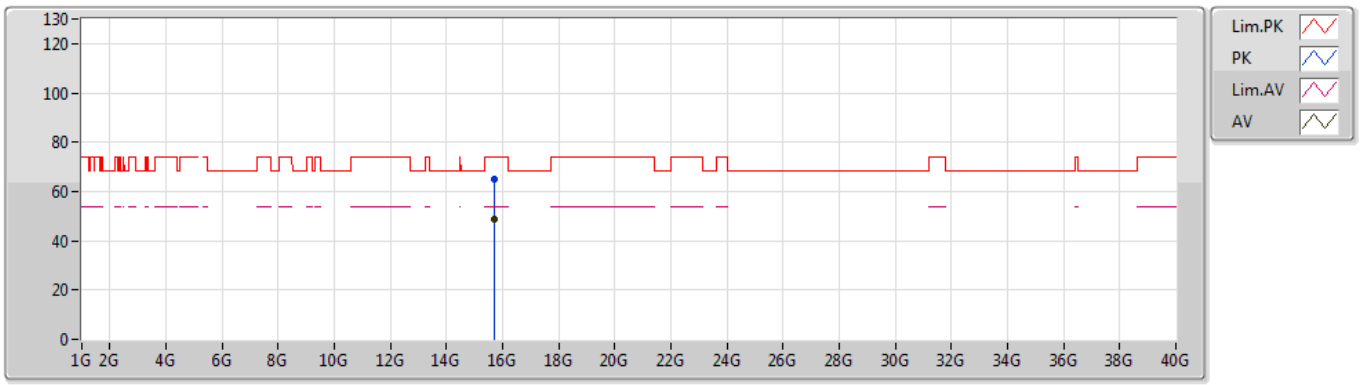

EUT Y_1TX
Setting 2D
02-B-B-4

Type	Freq	Level	Limit	Margin	Factor	Dist	Condition	Azimuth	Height	Comment	Raw
	(Hz)	(dBuV/m)	(dBuV/m)	(dB)	(dB)	(m)		(°)	(m)		(dBuV)
PK	15.7269G	64.75	74.00	-9.25	15.58	3	Horizontal	257	2.63	-	49.17
AV	15.71586G	48.63	54.00	-5.37	15.61	3	Horizontal	257	2.63	-	33.02

802.11ac VHT20_Nss1,(MCS0)_1TX

5260MHz_TX

29/11/2019

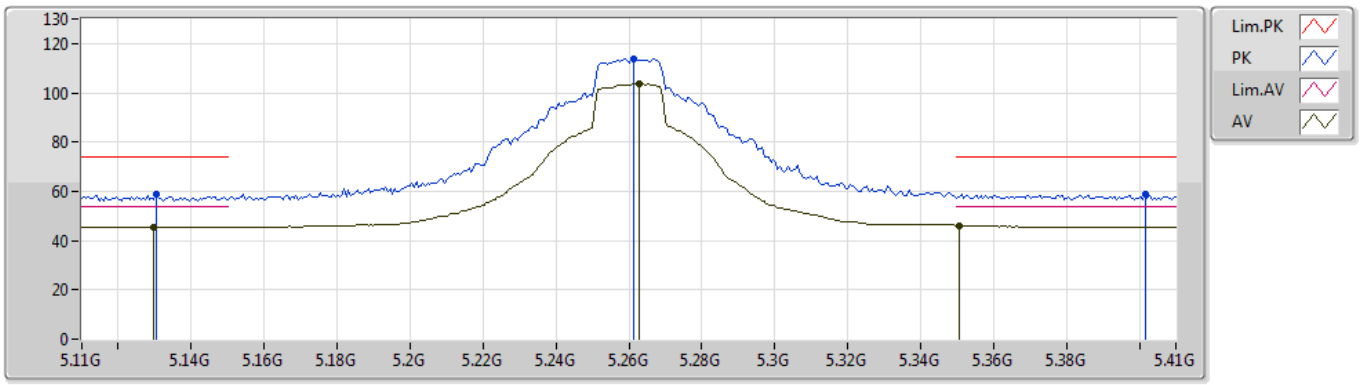

EUT Y_1TX
Setting 2D
02-B-B-4-10

Type	Freq	Level	Limit	Margin	Factor	Dist	Condition	Azimuth	Height	Comment	Raw
	(Hz)	(dBuV/m)	(dBuV/m)	(dB)	(dB)	(m)		(°)	(m)		(dBuV)
PK	5.1304G	59.08	74.00	-14.92	7.91	3	Vertical	143	1.71	-	51.17
AV	5.1298G	45.39	54.00	-8.61	7.91	3	Vertical	143	1.71	-	37.48
PK	5.2612G	113.88	Inf	-Inf	8.15	3	Vertical	143	1.71	-	105.73
AV	5.263G	103.78	Inf	-Inf	8.16	3	Vertical	143	1.71	-	95.62
PK	5.4016G	58.81	74.00	-15.19	8.34	3	Vertical	143	1.71	-	50.47
AV	5.3506G	46.04	54.00	-7.96	8.28	3	Vertical	143	1.71	-	37.76

802.11ac VHT20_Nss1,(MCS0)_1TX

5260MHz_TX

29/11/2019

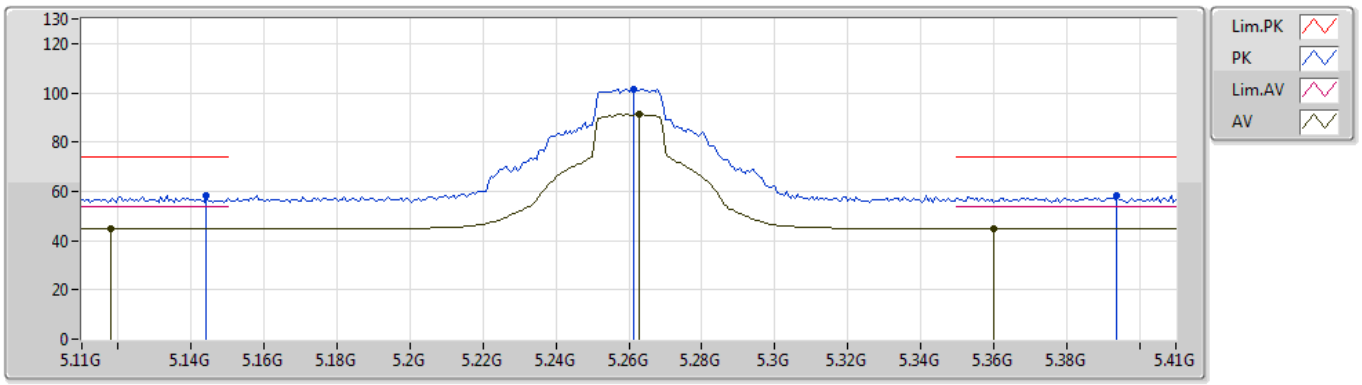

EUT Y_1TX
Setting 2D
02-B-B-4-10

Type	Freq	Level	Limit	Margin	Factor	Dist	Condition	Azimuth	Height	Comment	Raw
	(Hz)	(dBuV/m)	(dBuV/m)	(dB)	(dB)	(m)		(°)	(m)		(dBuV)
PK	5.1442G	58.37	74.00	-15.63	7.94	3	Horizontal	85	1.49	-	50.43
AV	5.1178G	44.83	54.00	-9.17	7.88	3	Horizontal	85	1.49	-	36.95
PK	5.2612G	101.67	Inf	-Inf	8.15	3	Horizontal	85	1.49	-	93.52
AV	5.263G	91.34	Inf	-Inf	8.16	3	Horizontal	85	1.49	-	83.18
PK	5.3938G	58.18	74.00	-15.82	8.33	3	Horizontal	85	1.49	-	49.85
AV	5.3602G	44.92	54.00	-9.08	8.29	3	Horizontal	85	1.49	-	36.63

802.11ac VHT20_Nss1,(MCS0)_1TX

5260MHz_TX

29/11/2019

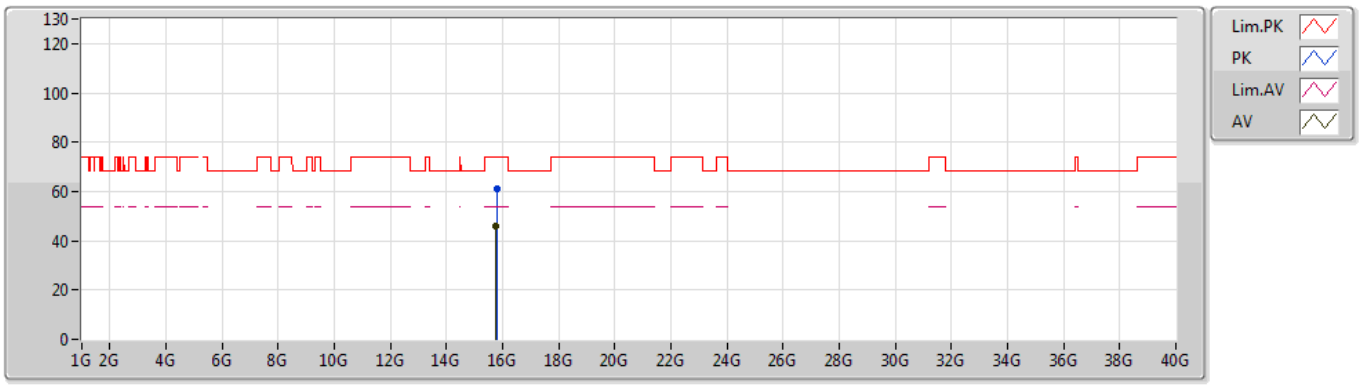

EUT Y_1TX
Setting 2D
02-B-B-4

Type	Freq	Level	Limit	Margin	Factor	Dist	Condition	Azimuth	Height	Comment	Raw
	(Hz)	(dBuV/m)	(dBuV/m)	(dB)	(dB)	(m)		(°)	(m)		(dBuV)
PK	15.78666G	61.23	74.00	-12.77	15.42	3	Vertical	130	1.44	-	45.81
AV	15.77634G	45.97	54.00	-8.03	15.45	3	Vertical	130	1.44	-	30.52

802.11ac VHT20_Nss1,(MCS0)_1TX

5260MHz_TX

29/11/2019

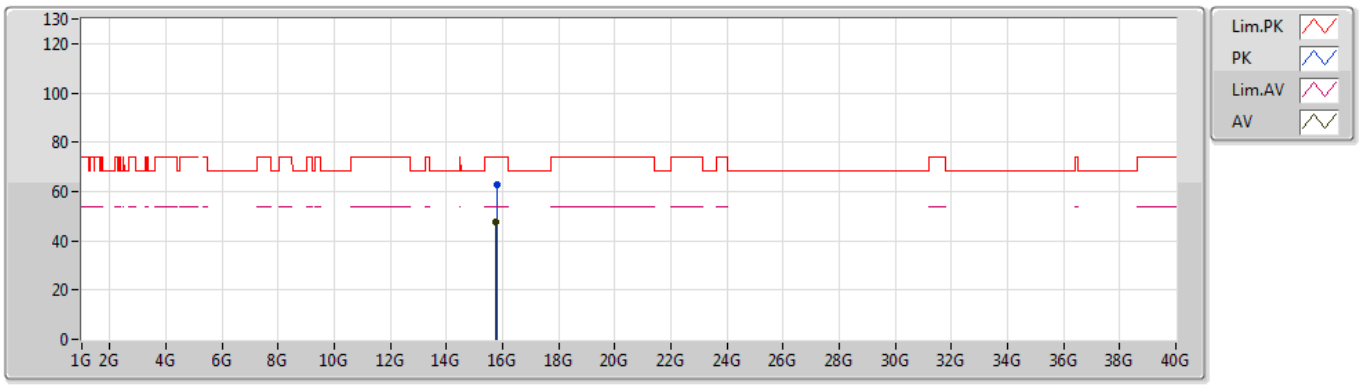

EUT Y_1TX
Setting 2D
02-B-B-4

Type	Freq	Level	Limit	Margin	Factor	Dist	Condition	Azimuth	Height	Comment	Raw
	(Hz)	(dBuV/m)	(dBuV/m)	(dB)	(dB)	(m)		(°)	(m)		(dBuV)
PK	15.78666G	62.75	74.00	-11.25	15.42	3	Vertical	256	1.59	-	47.33
AV	15.77586G	47.62	54.00	-6.38	15.45	3	Vertical	256	1.59	-	32.17

802.11ac VHT20_Nss1,(MCS0)_1TX

5300MHz_TX

29/11/2019

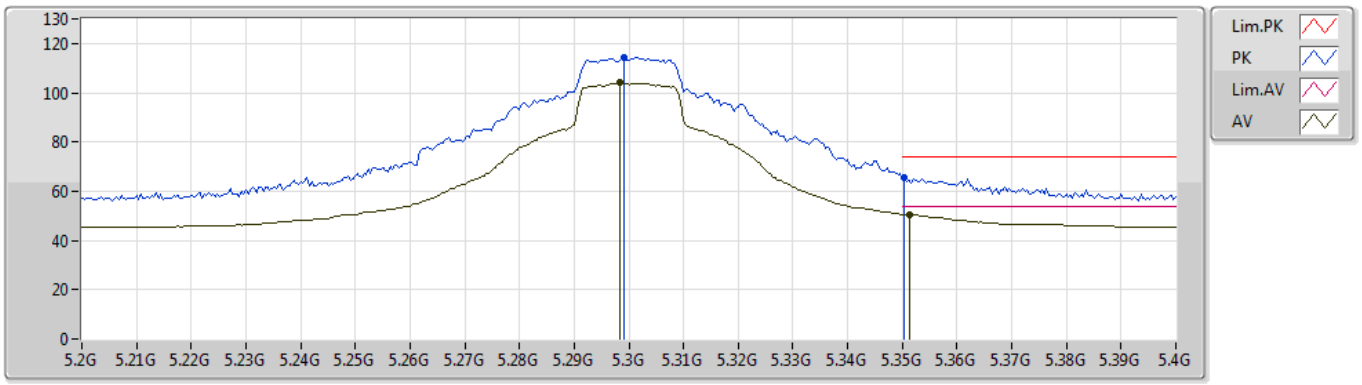

EUT Y_1TX
Setting 2D
02-B-B-4-10

Type	Freq	Level	Limit	Margin	Factor	Dist	Condition	Azimuth	Height	Comment	Raw
	(Hz)	(dBuV/m)	(dBuV/m)	(dB)	(dB)	(m)		(°)	(m)		(dBuV)
PK	5.2992G	114.48	Inf	-Inf	8.21	3	Vertical	147	1.94	-	106.27
AV	5.2984G	103.97	Inf	-Inf	8.21	3	Vertical	147	1.94	-	95.76
PK	5.3504G	65.29	74.00	-8.71	8.28	3	Vertical	147	1.94	-	57.01
AV	5.3512G	50.62	54.00	-3.38	8.28	3	Vertical	147	1.94	-	42.34

802.11ac VHT20_Nss1,(MCS0)_1TX

5300MHz_TX

29/11/2019

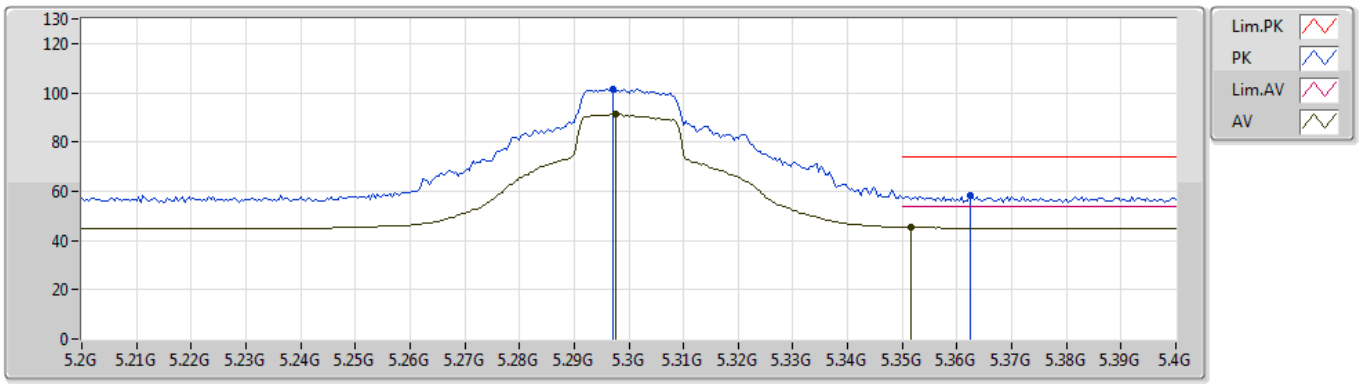

EUT Y_1TX
Setting 2D
02-B-B-4-10

Type	Freq	Level	Limit	Margin	Factor	Dist	Condition	Azimuth	Height	Comment	Raw
	(Hz)	(dBuV/m)	(dBuV/m)	(dB)	(dB)	(m)		(°)	(m)		(dBuV)
PK	5.2972G	101.54	Inf	-Inf	8.21	3	Horizontal	90	1.74	-	93.33
AV	5.2976G	91.18	Inf	-Inf	8.21	3	Horizontal	90	1.74	-	82.97
PK	5.3624G	58.06	74.00	-15.94	8.29	3	Horizontal	90	1.74	-	49.77
AV	5.3516G	45.32	54.00	-8.68	8.28	3	Horizontal	90	1.74	-	37.04

802.11ac VHT20_Nss1,(MCS0)_1TX

5300MHz_TX

29/11/2019

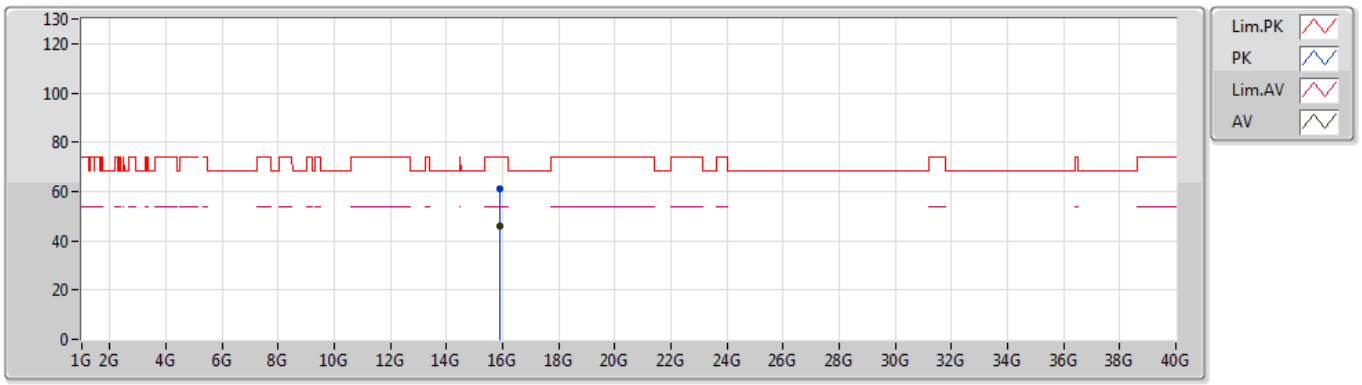

EUT Y_1TX
Setting 2D
02-B-B-4

Type	Freq	Level	Limit	Margin	Factor	Dist	Condition	Azimuth	Height	Comment	Raw
	(Hz)	(dBuV/m)	(dBuV/m)	(dB)	(dB)	(m)		(°)	(m)		(dBuV)
PK	15.90708G	61.19	74.00	-12.81	15.11	3	Vertical	107	1.39	-	46.08
AV	15.9033G	46.00	54.00	-8.00	15.12	3	Vertical	107	1.39	-	30.88

802.11ac VHT20_Nss1,(MCS0)_1TX

5300MHz_TX

29/11/2019

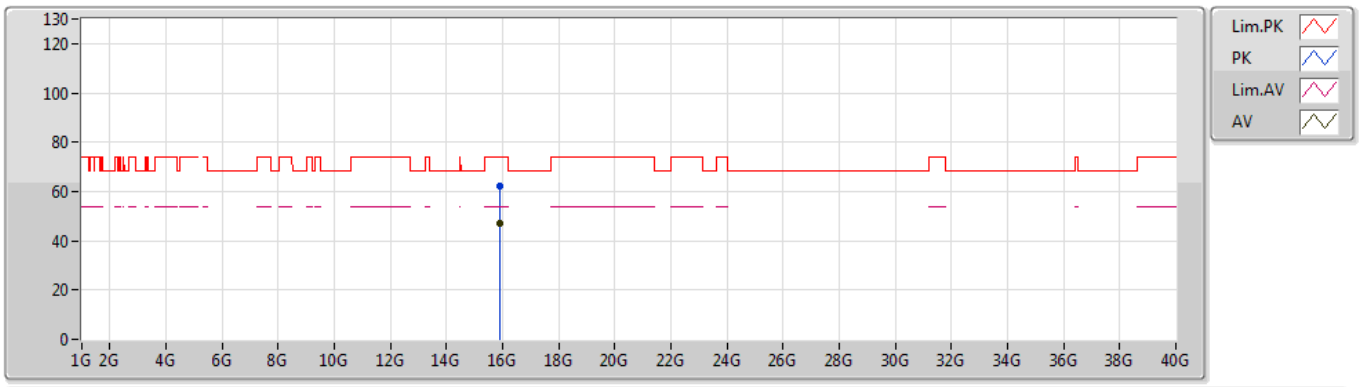

EUT Y_1TX
Setting 2D
02-B-B-4

Type	Freq	Level	Limit	Margin	Factor	Dist	Condition	Azimuth	Height	Comment	Raw
	(Hz)	(dBuV/m)	(dBuV/m)	(dB)	(dB)	(m)		(°)	(m)		(dBuV)
PK	15.90708G	62.09	74.00	-11.91	15.11	3	Horizontal	260	2.58	-	46.98
AV	15.90342G	47.26	54.00	-6.74	15.12	3	Horizontal	260	2.58	-	32.14

802.11ac VHT20_Nss1,(MCS0)_1TX

5320MHz_TX

29/11/2019

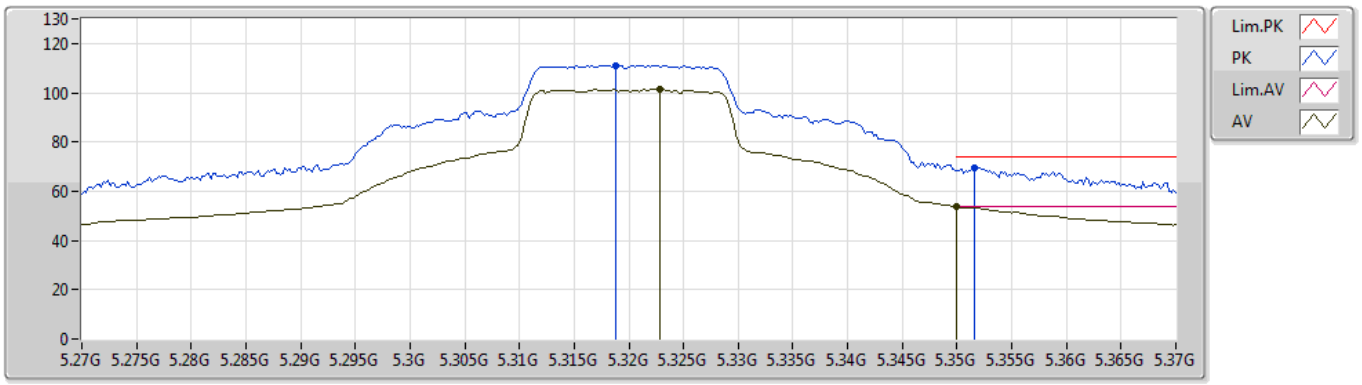

EUT Y_1TX
Setting 20
02-B-B-4-10

Type	Freq	Level	Limit	Margin	Factor	Dist	Condition	Azimuth	Height	Comment	Raw
	(Hz)	(dBuV/m)	(dBuV/m)	(dB)	(dB)	(m)		(°)	(m)		(dBuV)
PK	5.3188G	111.21	Inf	-Inf	8.23	3	Vertical	134	1.66	-	102.98
AV	5.3228G	101.33	Inf	-Inf	8.24	3	Vertical	134	1.66	-	93.09
PK	5.3516G	69.65	74.00	-4.35	8.28	3	Vertical	134	1.66	-	61.37
AV	5.35G	53.66	54.00	-0.34	8.28	3	Vertical	134	1.66	-	45.38

802.11ac VHT20_Nss1,(MCS0)_1TX

29/11/2019

5320MHz_TX

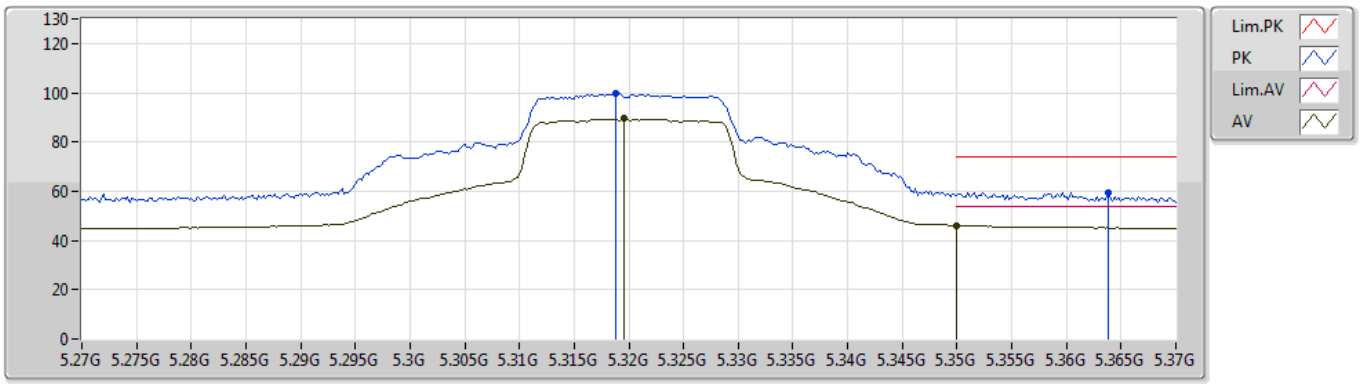

EUT Y_1TX
Setting 20
02-B-B-4-10

Type	Freq	Level	Limit	Margin	Factor	Dist	Condition	Azimuth	Height	Comment	Raw
	(Hz)	(dBuV/m)	(dBuV/m)	(dB)	(dB)	(m)		(°)	(m)		(dBuV)
PK	5.3188G	99.60	Inf	-Inf	8.23	3	Horizontal	79	1.65	-	91.37
AV	5.3196G	89.38	Inf	-Inf	8.23	3	Horizontal	79	1.65	-	81.15
PK	5.3638G	59.62	74.00	-14.38	8.29	3	Horizontal	79	1.65	-	51.33
AV	5.35G	46.00	54.00	-8.00	8.28	3	Horizontal	79	1.65	-	37.72

802.11ac VHT20_Nss1,(MCS0)_1TX

5320MHz_TX

29/11/2019

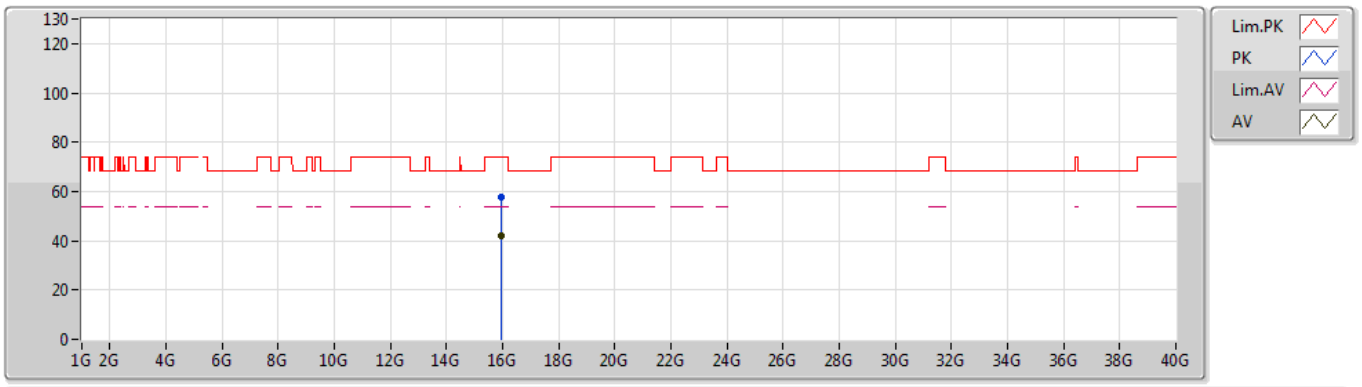

EUT Y_1TX
Setting 20
02-B-B-4

Type	Freq	Level	Limit	Margin	Factor	Dist	Condition	Azimuth	Height	Comment	Raw
	(Hz)	(dBuV/m)	(dBuV/m)	(dB)	(dB)	(m)		(°)	(m)		(dBuV)
PK	15.96672G	57.77	74.00	-16.23	14.95	3	Vertical	107	3.00	-	42.82
AV	15.95844G	42.18	54.00	-11.82	14.97	3	Vertical	107	3.00	-	27.21

802.11ac VHT20_Nss1,(MCS0)_1TX

5320MHz_TX

29/11/2019

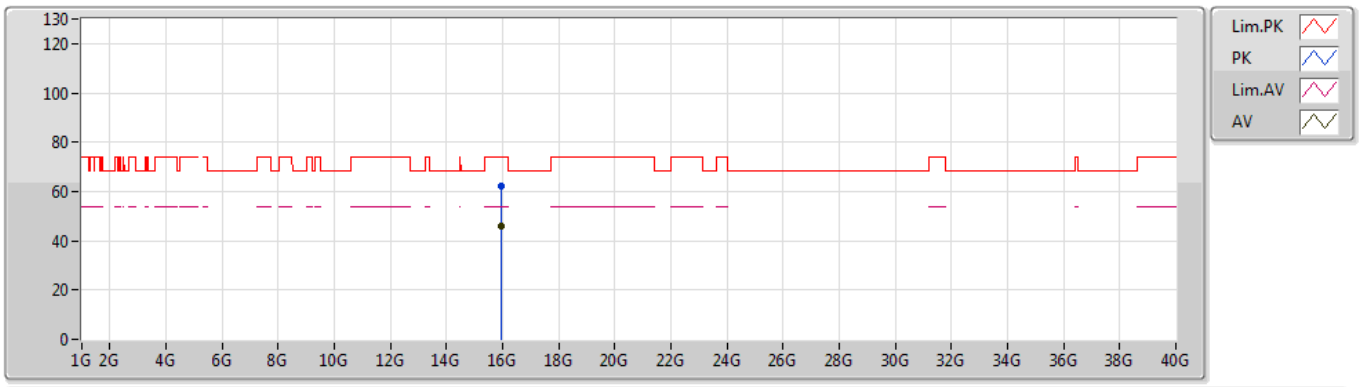

EUT Y_1TX
Setting 20
02-B-B-4

Type	Freq	Level	Limit	Margin	Factor	Dist	Condition	Azimuth	Height	Comment	Raw
	(Hz)	(dBuV/m)	(dBuV/m)	(dB)	(dB)	(m)		(°)	(m)		(dBuV)
PK	15.96684G	62.37	74.00	-11.63	14.95	3	Horizontal	102	1.97	-	47.42
AV	15.9558G	45.76	54.00	-8.24	14.98	3	Horizontal	102	1.97	-	30.78

802.11ac VHT20_Nss1,(MCS0)_1TX

5500MHz_TX

29/11/2019

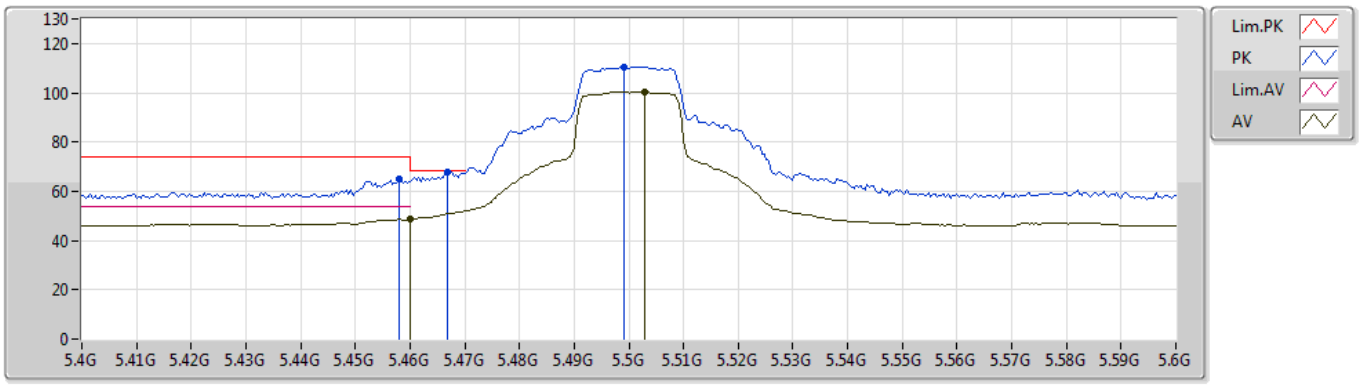

EUT Y_1TX
Setting 19
02-B-B-4-10

Type	Freq	Level	Limit	Margin	Factor	Dist	Condition	Azimuth	Height	Comment	Raw
	(Hz)	(dBuV/m)	(dBuV/m)	(dB)	(dB)	(m)		(°)	(m)		(dBuV)
PK	5.458G	65.05	74.00	-8.95	8.45	3	Vertical	19	1.70	-	56.60
AV	5.46G	48.53	54.00	-5.47	8.45	3	Vertical	19	1.70	-	40.08
PK	5.4668G	68.00	68.20	-0.20	8.46	3	Vertical	19	1.70	-	59.54
PK	5.4992G	110.57	Inf	-Inf	8.52	3	Vertical	19	1.70	-	102.05
AV	5.5028G	100.58	Inf	-Inf	8.52	3	Vertical	19	1.70	-	92.06

802.11ac VHT20_Nss1,(MCS0)_1TX

5500MHz_TX

29/11/2019

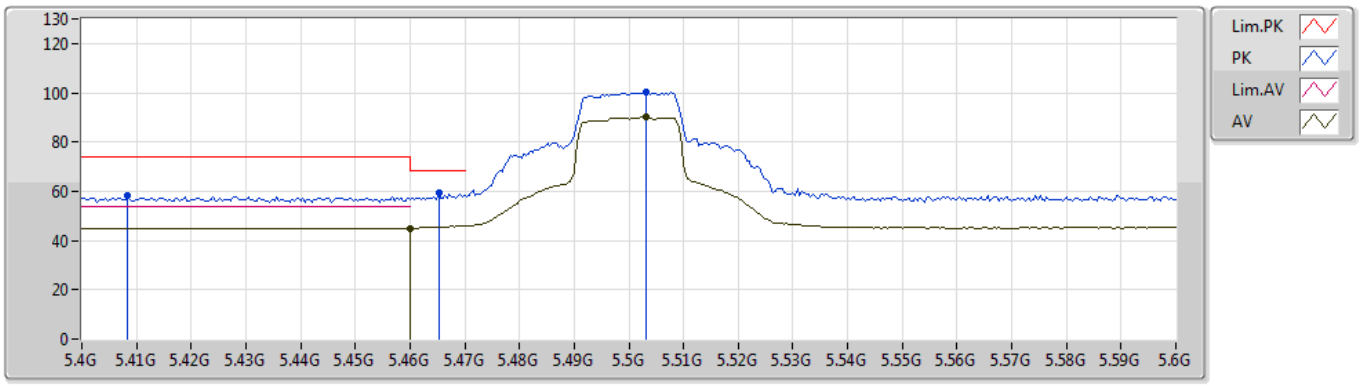

EUT Y_1TX
Setting 19
02-B-B-4-10

Type	Freq	Level	Limit	Margin	Factor	Dist	Condition	Azimuth	Height	Comment	Raw
	(Hz)	(dBuV/m)	(dBuV/m)	(dB)	(dB)	(m)		(°)	(m)		(dBuV)
PK	5.4084G	58.06	74.00	-15.94	8.35	3	Horizontal	255	2.99	-	49.71
PK	5.4652G	59.27	68.20	-8.93	8.45	3	Horizontal	255	2.99	-	50.82
AV	5.46G	45.06	54.00	-8.94	8.45	3	Horizontal	255	2.99	-	36.61
PK	5.5032G	100.10	Inf	-Inf	8.52	3	Horizontal	255	2.99	-	91.58
AV	5.5032G	90.08	Inf	-Inf	8.52	3	Horizontal	255	2.99	-	81.56

802.11ac VHT20_Nss1,(MCS0)_1TX

5500MHz_TX

29/11/2019

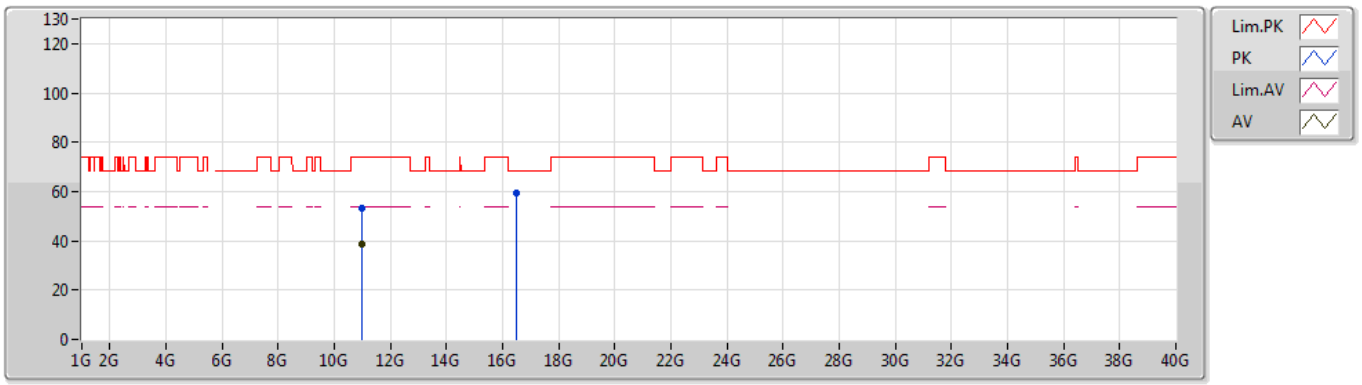

EUT Y_1TX
Setting 19
02-B-B-4

Type	Freq	Level	Limit	Margin	Factor	Dist	Condition	Azimuth	Height	Comment	Raw
	(Hz)	(dBuV/m)	(dBuV/m)	(dB)	(dB)	(m)		(°)	(m)		(dBuV)
PK	11.00728G	53.30	74.00	-20.70	14.27	3	Vertical	359	1.29	-	39.03
AV	11.00756G	38.89	54.00	-15.11	14.27	3	Vertical	359	1.29	-	24.62
PK	16.50126G	59.62	68.20	-8.58	17.09	3	Vertical	135	1.53	-	42.53

802.11ac VHT20_Nss1,(MCS0)_1TX

5500MHz_TX

29/11/2019

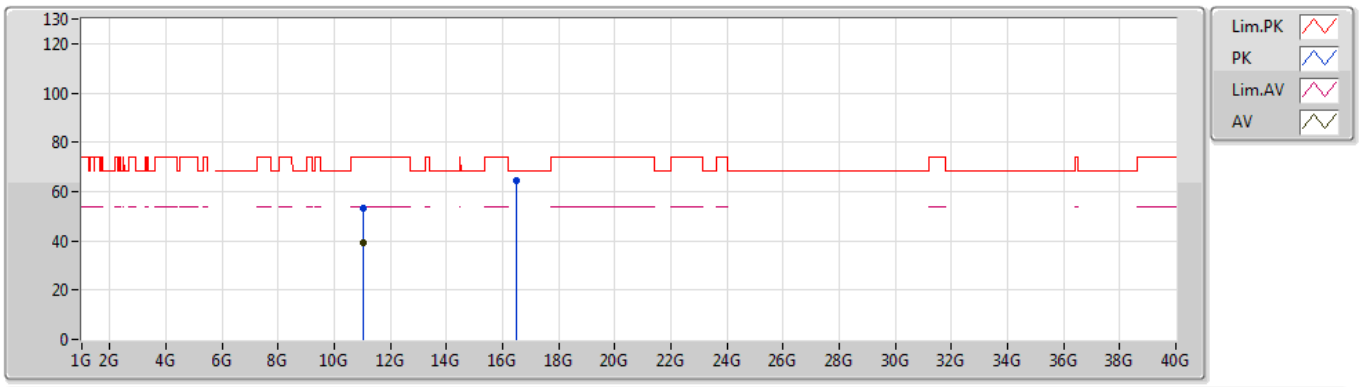

EUT Y_1TX
Setting 19
02-B-B-4

Type	Freq	Level	Limit	Margin	Factor	Dist	Condition	Azimuth	Height	Comment	Raw
	(Hz)	(dBuV/m)	(dBuV/m)	(dB)	(dB)	(m)		(°)	(m)		(dBuV)
PK	11.00984G	53.23	74.00	-20.77	14.28	3	Horizontal	247	1.95	-	38.95
AV	11.00912G	39.16	54.00	-14.84	14.27	3	Horizontal	247	1.95	-	24.89
PK	16.50666G	64.24	68.20	-3.96	17.12	3	Horizontal	112	1.57	-	47.12

802.11ac VHT20_Nss1,(MCS0)_1TX

29/11/2019

5580MHz_TX

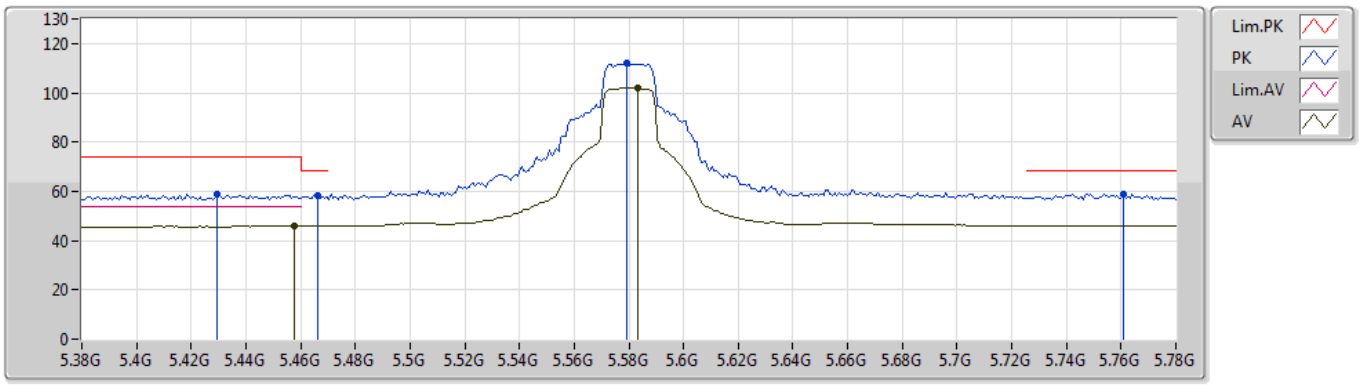

EUT Y_1TX
Setting 1D
02-B-C-4-10

Type	Freq	Level	Limit	Margin	Factor	Dist	Condition	Azimuth	Height	Comment	Raw
	(Hz)	(dBuV/m)	(dBuV/m)	(dB)	(dB)	(m)		(°)	(m)		(dBuV)
PK	5.4296G	59.06	74.00	-14.94	8.40	3	Vertical	13	1.85	-	50.66
AV	5.4576G	45.86	54.00	-8.14	8.44	3	Vertical	13	1.85	-	37.42
PK	5.4664G	58.47	68.20	-9.73	8.46	3	Vertical	13	1.85	-	50.01
PK	5.5792G	111.85	Inf	-Inf	8.57	3	Vertical	13	1.85	-	103.28
AV	5.5832G	101.97	Inf	-Inf	8.57	3	Vertical	13	1.85	-	93.40
PK	5.7608G	58.97	68.20	-9.23	8.85	3	Vertical	13	1.85	-	50.12

802.11ac VHT20_Nss1,(MCS0)_1TX

5580MHz_TX

29/11/2019

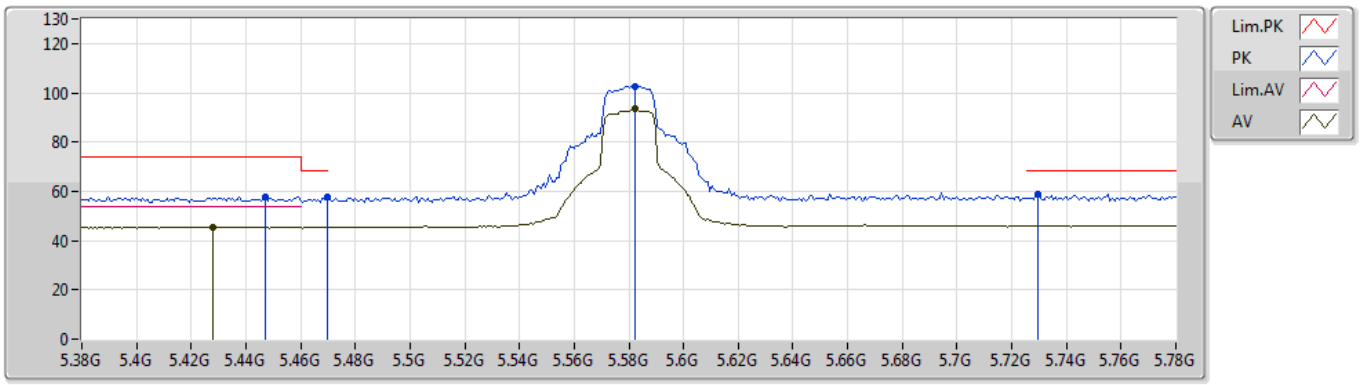

EUT Y_1TX
Setting 1D
02-B-C-4-10

Type	Freq	Level	Limit	Margin	Factor	Dist	Condition	Azimuth	Height	Comment	Raw
	(Hz)	(dBuV/m)	(dBuV/m)	(dB)	(dB)	(m)		(°)	(m)		(dBuV)
PK	5.4472G	57.70	74.00	-16.30	8.42	3	Horizontal	262	2.91	-	49.28
AV	5.428G	45.54	54.00	-8.46	8.40	3	Horizontal	262	2.91	-	37.14
PK	5.4696G	57.59	68.20	-10.61	8.46	3	Horizontal	262	2.91	-	49.13
PK	5.5824G	102.62	Inf	-Inf	8.57	3	Horizontal	262	2.91	-	94.05
AV	5.5824G	93.32	Inf	-Inf	8.57	3	Horizontal	262	2.91	-	84.75
PK	5.7296G	59.01	68.20	-9.19	8.80	3	Horizontal	262	2.91	-	50.21

802.11ac VHT20_Nss1,(MCS0)_1TX

5580MHz_TX

29/11/2019

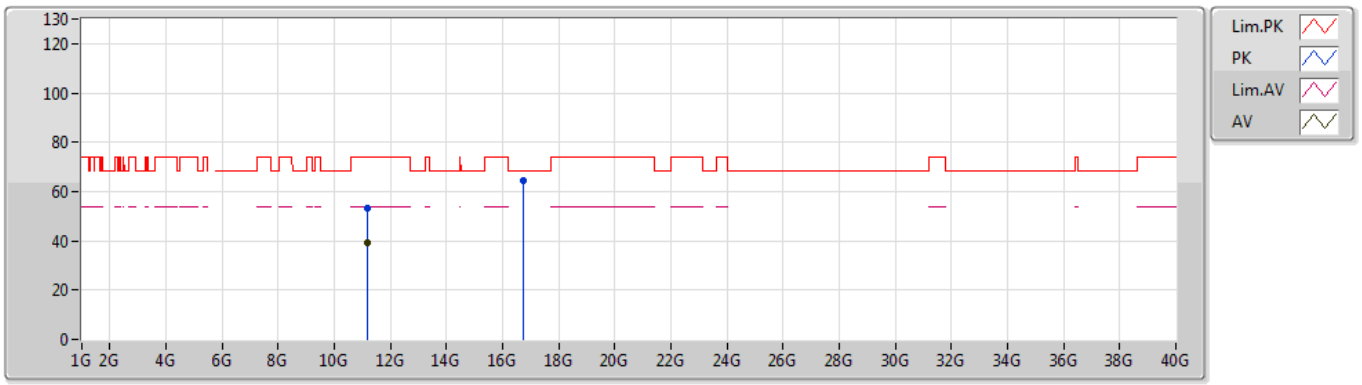

EUT Y_1TX
Setting 1D
02-B-C-4

Type	Freq	Level	Limit	Margin	Factor	Dist	Condition	Azimuth	Height	Comment	Raw
	(Hz)	(dBuV/m)	(dBuV/m)	(dB)	(dB)	(m)		(°)	(m)		(dBuV)
PK	11.16288G	53.34	74.00	-20.66	14.47	3	Vertical	318	1.66	-	38.87
AV	11.16396G	39.38	54.00	-14.62	14.47	3	Vertical	318	1.66	-	24.91
PK	16.7466G	64.18	68.20	-4.02	18.19	3	Vertical	280	2.66	-	45.99

802.11ac VHT20_Nss1,(MCS0)_1TX

5580MHz_TX

29/11/2019

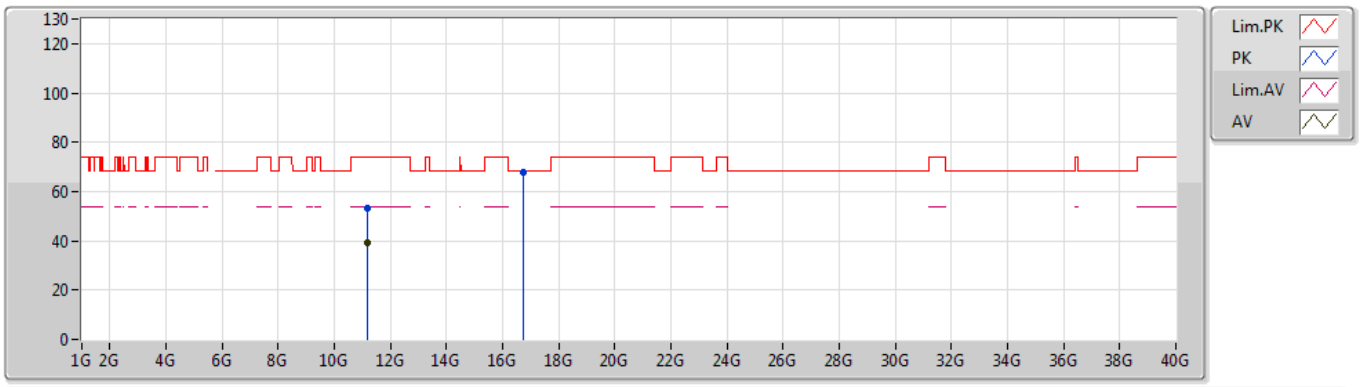

EUT Y_1TX
Setting 1D
02-B-C-4

Type	Freq	Level	Limit	Margin	Factor	Dist	Condition	Azimuth	Height	Comment	Raw
	(Hz)	(dBuV/m)	(dBuV/m)	(dB)	(dB)	(m)		(°)	(m)		(dBuV)
PK	11.18652G	53.19	74.00	-20.81	14.50	3	Horizontal	94	1.24	-	38.69
AV	11.16012G	39.35	54.00	-14.65	14.46	3	Horizontal	94	1.24	-	24.89
PK	16.74672G	67.91	68.20	-0.29	18.19	3	Horizontal	105	1.53	-	49.72

802.11ac VHT20_Nss1,(MCS0)_1TX

5700MHz_TX

29/11/2019

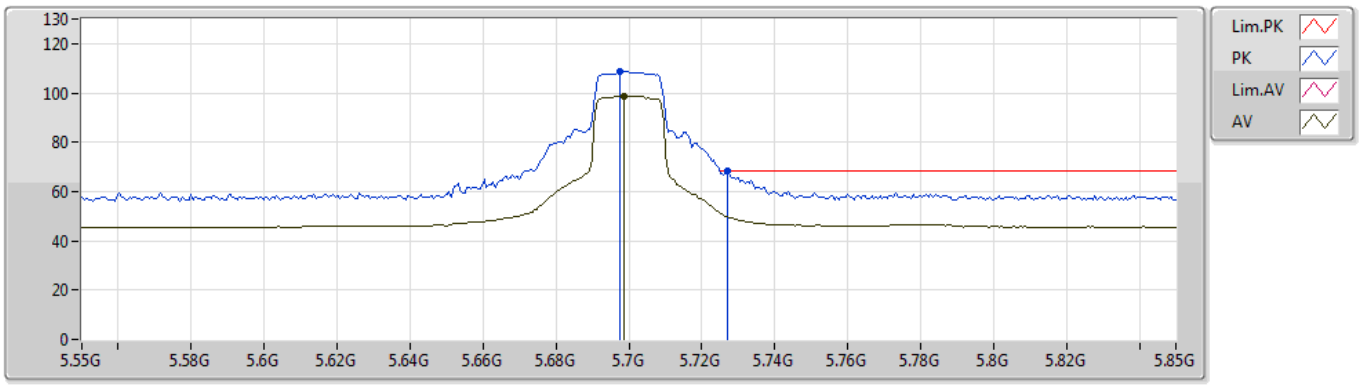

EUT Y_1TX
Setting 16
02-B-C-4-10

Type	Freq	Level	Limit	Margin	Factor	Dist	Condition	Azimuth	Height	Comment	Raw
	(Hz)	(dBuV/m)	(dBuV/m)	(dB)	(dB)	(m)		(°)	(m)		(dBuV)
PK	5.6976G	108.59	Inf	-Inf	8.75	3	Vertical	359	1.60	-	99.84
AV	5.6988G	98.72	Inf	-Inf	8.75	3	Vertical	359	1.60	-	89.97
PK	5.727G	68.10	68.20	-0.10	8.80	3	Vertical	359	1.60	-	59.30

802.11ac VHT20_Nss1,(MCS0)_1TX

29/11/2019

5700MHz_TX

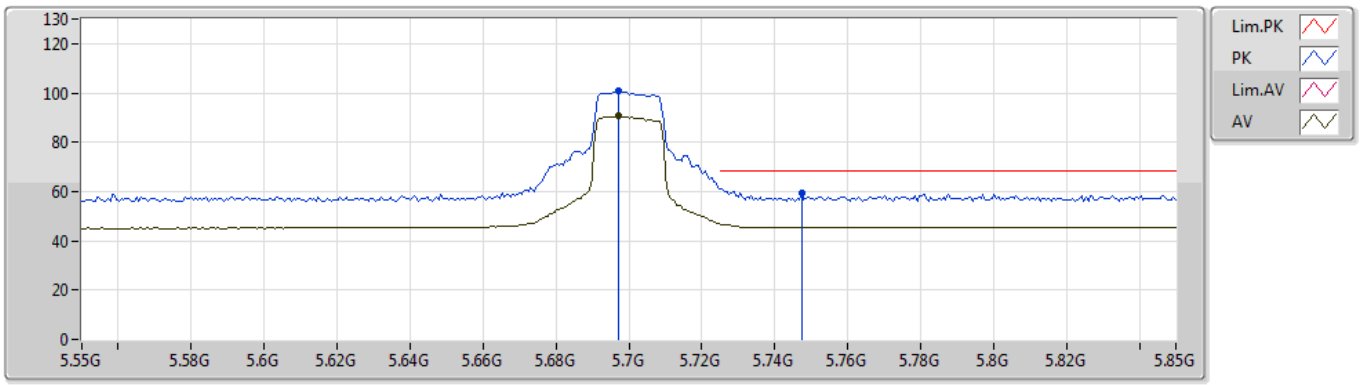

EUT Y_1TX
Setting 16
02-B-C-4-10

Type	Freq	Level	Limit	Margin	Factor	Dist	Condition	Azimuth	Height	Comment	Raw
	(Hz)	(dBuV/m)	(dBuV/m)	(dB)	(dB)	(m)		(°)	(m)		(dBuV)
PK	5.697G	100.63	Inf	-Inf	8.75	3	Horizontal	261	2.96	-	91.88
AV	5.697G	90.59	Inf	-Inf	8.75	3	Horizontal	261	2.96	-	81.84
PK	5.7474G	59.33	68.20	-8.87	8.82	3	Horizontal	261	2.96	-	50.51

802.11ac VHT20_Nss1,(MCS0)_1TX

5700MHz_TX

29/11/2019

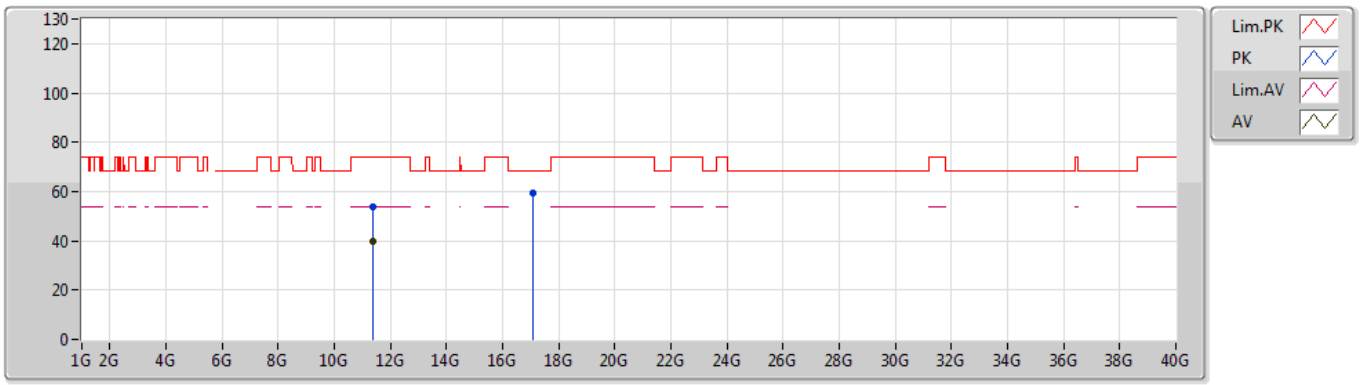

EUT Y_1TX
Setting 16
02-B-C-4

Type	Freq	Level	Limit	Margin	Factor	Dist	Condition	Azimuth	Height	Comment	Raw
	(Hz)	(dBuV/m)	(dBuV/m)	(dB)	(dB)	(m)		(°)	(m)		(dBuV)
PK	11.40072G	54.02	74.00	-19.98	14.77	3	Vertical	204	1.37	-	39.25
AV	11.40096G	39.79	54.00	-14.21	14.77	3	Vertical	204	1.37	-	25.02
PK	17.09304G	59.25	68.20	-8.95	19.86	3	Vertical	250	1.70	-	39.39

802.11ac VHT20_Nss1,(MCS0)_1TX

5700MHz_TX

29/11/2019

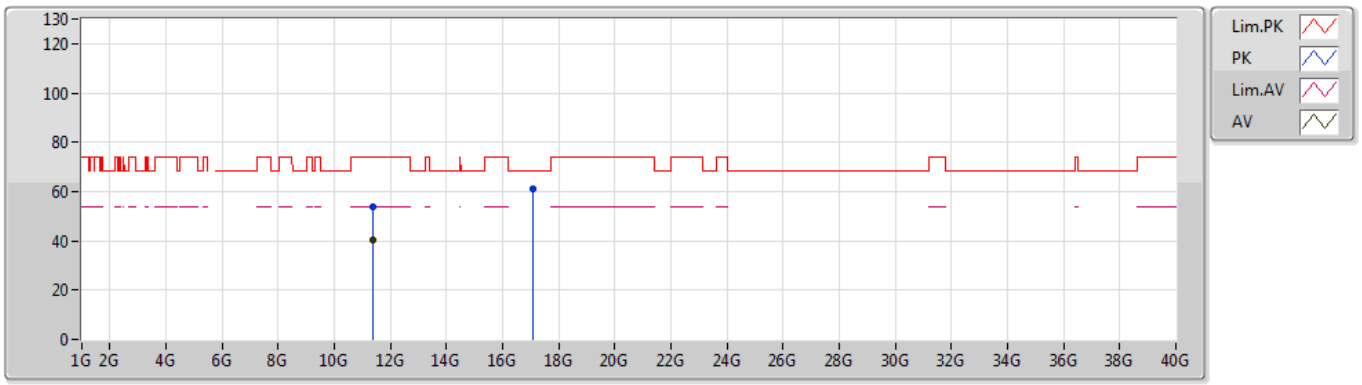

EUT Y_1TX
Setting 16
02-B-C-4

Type	Freq	Level	Limit	Margin	Factor	Dist	Condition	Azimuth	Height	Comment	Raw
	(Hz)	(dBuV/m)	(dBuV/m)	(dB)	(dB)	(m)		(°)	(m)		(dBuV)
PK	11.39388G	53.59	74.00	-20.41	14.77	3	Horizontal	238	2.09	-	38.82
AV	11.40012G	40.51	54.00	-13.49	14.77	3	Horizontal	238	2.09	-	25.74
PK	17.10156G	60.92	68.20	-7.28	19.91	3	Horizontal	128	2.81	-	41.01

802.11ac VHT20_Nss1,(MCS0)_1TX

5745MHz_TX

29/11/2019

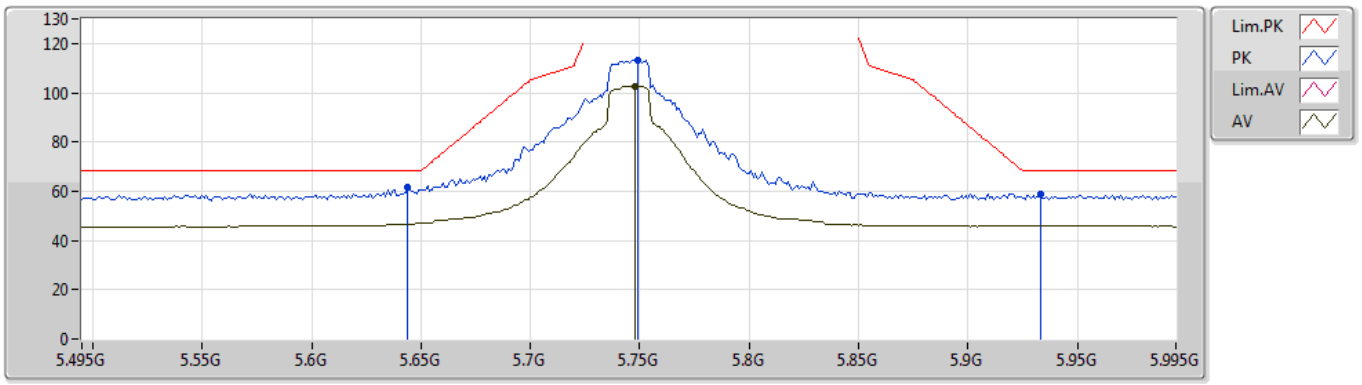

EUT Y_1TX
Setting 2D
02-B-C-4-10

Type	Freq	Level	Limit	Margin	Factor	Dist	Condition	Azimuth	Height	Comment	Raw
	(Hz)	(dBuV/m)	(dBuV/m)	(dB)	(dB)	(m)		(°)	(m)		(dBuV)
PK	5.644G	61.50	68.20	-6.70	8.66	3	Vertical	152	1.57	-	52.84
PK	5.749G	113.30	Inf	-Inf	8.82	3	Vertical	152	1.57	-	104.48
AV	5.748G	102.82	Inf	-Inf	8.82	3	Vertical	152	1.57	-	94.00
PK	5.933G	58.95	68.20	-9.25	8.93	3	Vertical	152	1.57	-	50.02

802.11ac VHT20_Nss1,(MCS0)_1TX

29/11/2019

5745MHz_TX

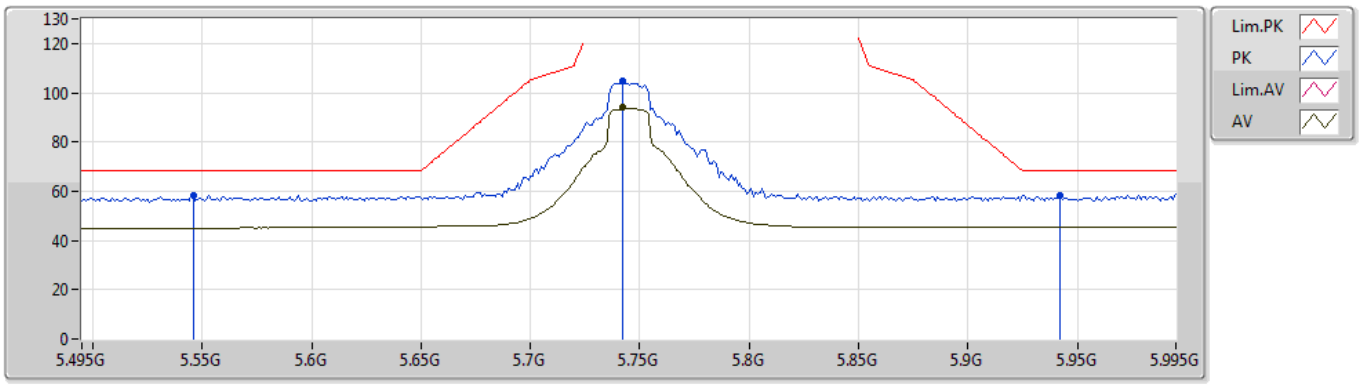

EUT Y_1TX
Setting 2D
02-B-C-4-10

Type	Freq	Level	Limit	Margin	Factor	Dist	Condition	Azimuth	Height	Comment	Raw
	(Hz)	(dBuV/m)	(dBuV/m)	(dB)	(dB)	(m)		(°)	(m)		(dBuV)
PK	5.546G	58.26	68.20	-9.94	8.55	3	Horizontal	258	2.90	-	49.71
PK	5.742G	104.92	Inf	-Inf	8.81	3	Horizontal	258	2.90	-	96.11
AV	5.742G	93.99	Inf	-Inf	8.81	3	Horizontal	258	2.90	-	85.18
PK	5.942G	58.20	68.20	-10.00	8.94	3	Horizontal	258	2.90	-	49.26

802.11ac VHT20_Nss1,(MCS0)_1TX

5745MHz_TX

29/11/2019

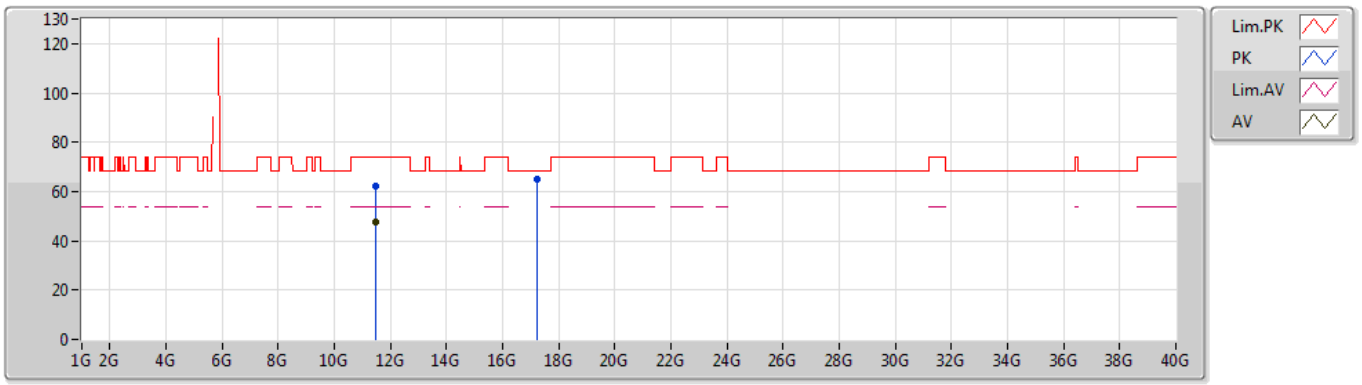

EUT Y_1TX
Setting 2D
02-B-C-4

Type	Freq	Level	Limit	Margin	Factor	Dist	Condition	Azimuth	Height	Comment	Raw
	(Hz)	(dBuV/m)	(dBuV/m)	(dB)	(dB)	(m)		(°)	(m)		(dBuV)
PK	11.48928G	62.11	74.00	-11.89	14.89	3	Vertical	250	1.57	-	47.22
AV	11.49024G	47.75	54.00	-6.25	14.89	3	Vertical	250	1.57	-	32.86
PK	17.2284G	65.20	68.20	-3.00	20.67	3	Vertical	76	2.33	-	44.53

802.11ac VHT20_Nss1,(MCS0)_1TX

5745MHz_TX

29/11/2019

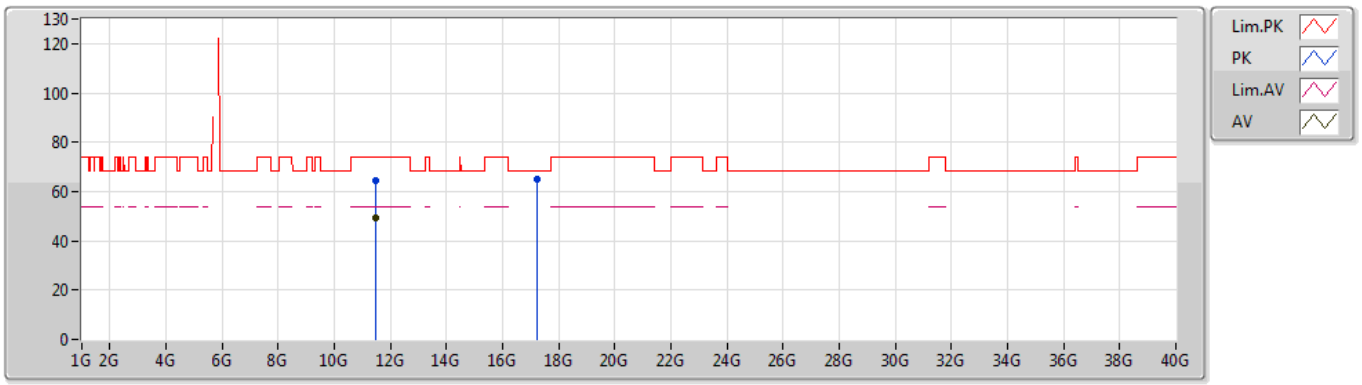

EUT Y_1TX
Setting 2D
02-B-C-4

Type	Freq	Level	Limit	Margin	Factor	Dist	Condition	Azimuth	Height	Comment	Raw
	(Hz)	(dBuV/m)	(dBuV/m)	(dB)	(dB)	(m)		(°)	(m)		(dBuV)
PK	11.49288G	64.37	74.00	-9.63	14.89	3	Horizontal	204	1.64	-	49.48
AV	11.49012G	49.32	54.00	-4.68	14.89	3	Horizontal	204	1.64	-	34.43
PK	17.22768G	64.88	68.20	-3.32	20.67	3	Horizontal	219	2.76	-	44.21

802.11ac VHT20_Nss1,(MCS0)_1TX

5785MHz_TX

29/11/2019

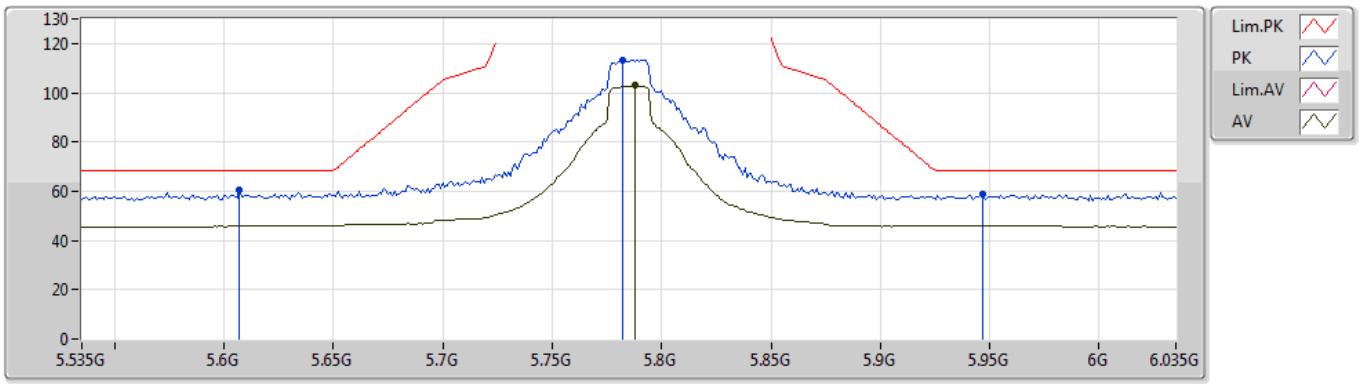

EUT Y_1TX
Setting 2D
02-B-C-4-10

Type	Freq	Level	Limit	Margin	Factor	Dist	Condition	Azimuth	Height	Comment	Raw
	(Hz)	(dBuV/m)	(dBuV/m)	(dB)	(dB)	(m)		(°)	(m)		(dBuV)
PK	5.607G	60.31	68.20	-7.89	8.59	3	Vertical	294	2.41	-	51.72
PK	5.782G	113.40	Inf	-Inf	8.88	3	Vertical	294	2.41	-	104.52
AV	5.788G	103.11	Inf	-Inf	8.87	3	Vertical	294	2.41	-	94.24
PK	5.947G	58.73	68.20	-9.47	8.94	3	Vertical	294	2.41	-	49.79

802.11ac VHT20_Nss1,(MCS0)_1TX

29/11/2019

5785MHz_TX

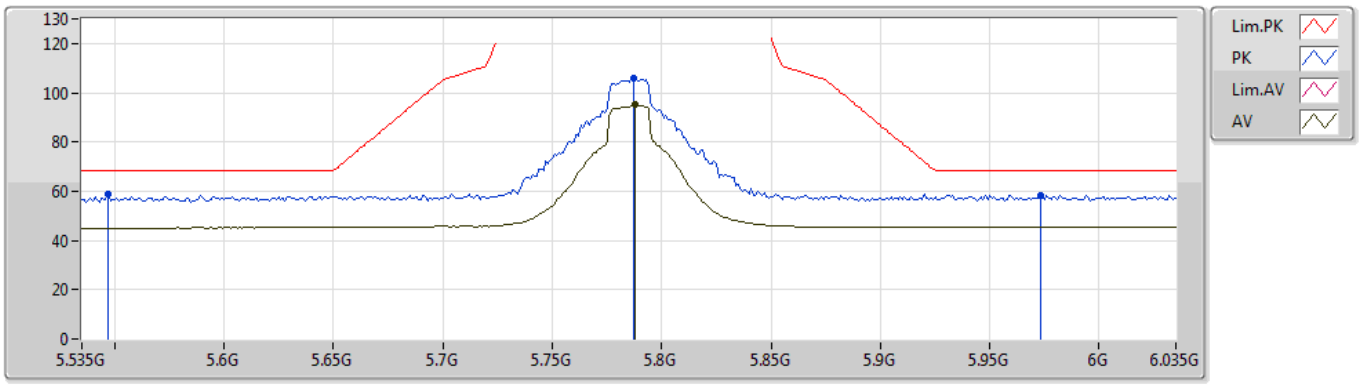

EUT Y_1TX
Setting 2D
02-B-C-4-10

Type	Freq	Level	Limit	Margin	Factor	Dist	Condition	Azimuth	Height	Comment	Raw
	(Hz)	(dBuV/m)	(dBuV/m)	(dB)	(dB)	(m)		(°)	(m)		(dBuV)
PK	5.547G	58.97	68.20	-9.23	8.55	3	Horizontal	257	2.98	-	50.42
PK	5.787G	105.93	Inf	-Inf	8.88	3	Horizontal	257	2.98	-	97.05
AV	5.788G	95.05	Inf	-Inf	8.87	3	Horizontal	257	2.98	-	86.18
PK	5.973G	58.52	68.20	-9.68	8.93	3	Horizontal	257	2.98	-	49.59

802.11ac VHT20_Nss1,(MCS0)_1TX

29/11/2019

5785MHz_TX

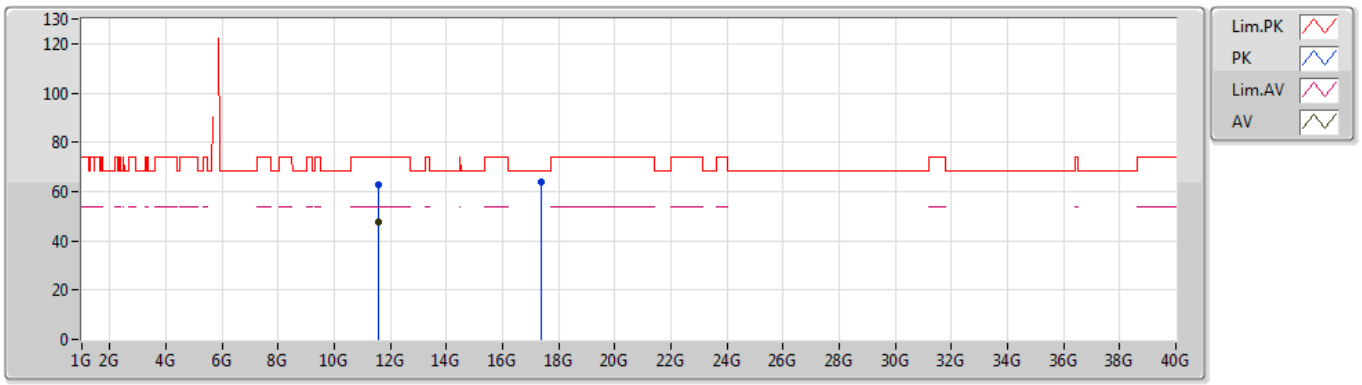

EUT Y_1TX
Setting 2D
02-B-C-4

Type	Freq	Level	Limit	Margin	Factor	Dist	Condition	Azimuth	Height	Comment	Raw
	(Hz)	(dBuV/m)	(dBuV/m)	(dB)	(dB)	(m)		(°)	(m)		(dBuV)
PK	11.573G	62.94	74.00	-11.06	15.00	3	Vertical	277	1.48	-	47.94
AV	11.57024G	47.57	54.00	-6.43	15.00	3	Vertical	277	1.48	-	32.57
PK	17.35488G	64.15	68.20	-4.05	21.42	3	Vertical	162	1.83	-	42.73

802.11ac VHT20_Nss1,(MCS0)_1TX

29/11/2019

5785MHz_TX

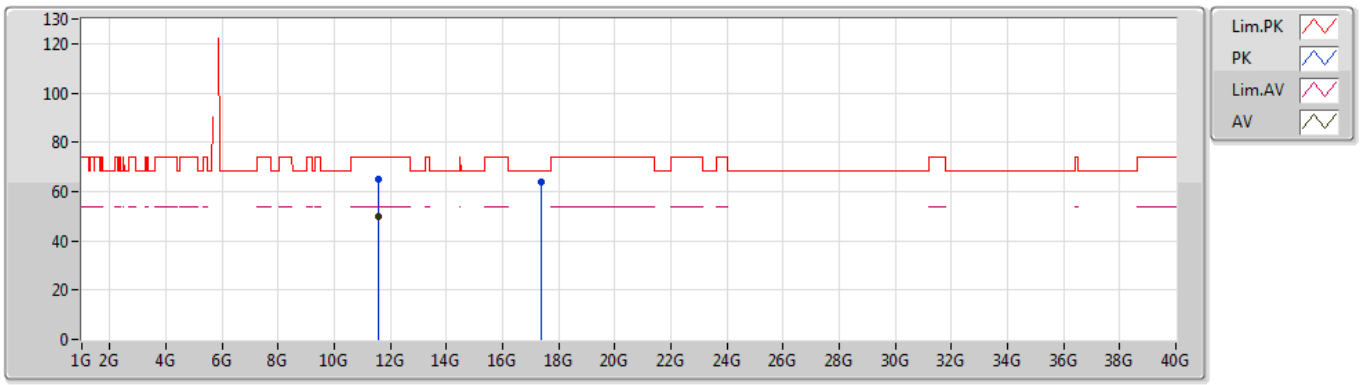

EUT Y_1TX
Setting 2D
02-B-C-4

Type	Freq	Level	Limit	Margin	Factor	Dist	Condition	Azimuth	Height	Comment	Raw
	(Hz)	(dBuV/m)	(dBuV/m)	(dB)	(dB)	(m)		(°)	(m)		(dBuV)
PK	11.57276G	64.87	74.00	-9.13	15.00	3	Horizontal	227	2.20	-	49.87
AV	11.57024G	49.92	54.00	-4.08	15.00	3	Horizontal	227	2.20	-	34.92
PK	17.36232G	63.89	68.20	-4.31	21.46	3	Horizontal	201	1.21	-	42.43

802.11ac VHT20_Nss1,(MCS0)_1TX

29/11/2019

5825MHz_TX

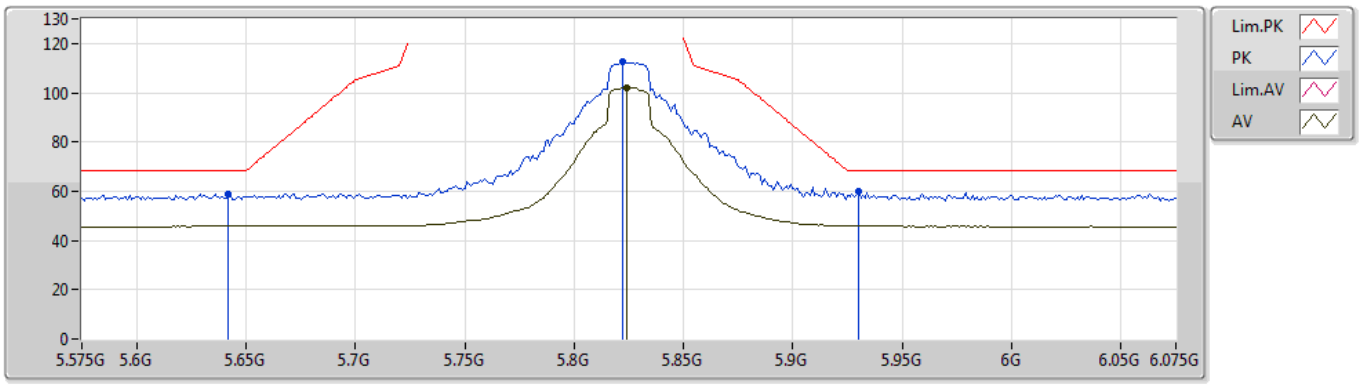

EUT Y_1TX
Setting 2D
02-B-C-4-10

Type	Freq	Level	Limit	Margin	Factor	Dist	Condition	Azimuth	Height	Comment	Raw
	(Hz)	(dBuV/m)	(dBuV/m)	(dB)	(dB)	(m)		(°)	(m)		(dBuV)
PK	5.642G	58.83	68.20	-9.37	8.66	3	Vertical	4	1.90	-	50.17
PK	5.822G	112.77	Inf	-Inf	8.90	3	Vertical	4	1.90	-	103.87
AV	5.824G	102.19	Inf	-Inf	8.90	3	Vertical	4	1.90	-	93.29
PK	5.93G	59.92	68.20	-8.28	8.93	3	Vertical	4	1.90	-	50.99

802.11ac VHT20_Nss1,(MCS0)_1TX

29/11/2019

5825MHz_TX

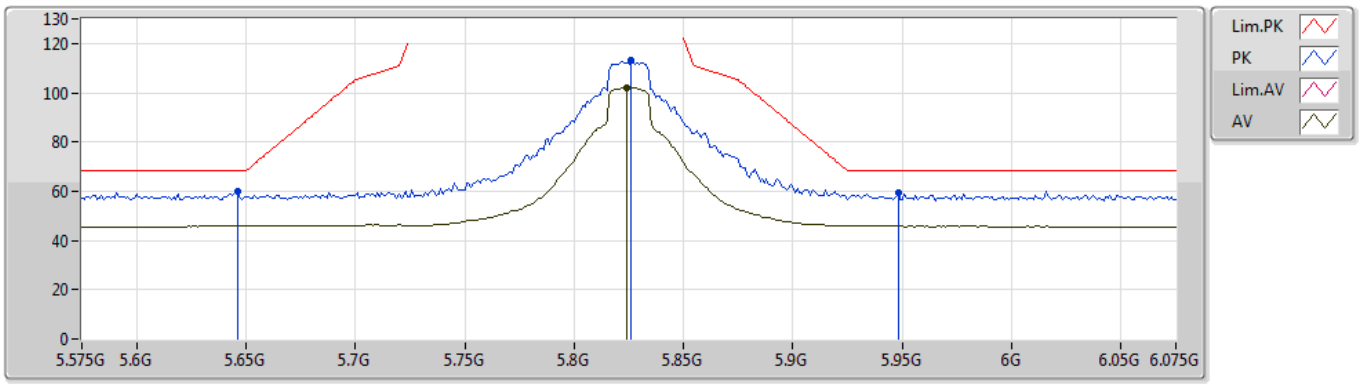

EUT Y_1TX
Setting 2D
02-B-C-4-10

Type	Freq	Level	Limit	Margin	Factor	Dist	Condition	Azimuth	Height	Comment	Raw
	(Hz)	(dBuV/m)	(dBuV/m)	(dB)	(dB)	(m)		(°)	(m)		(dBuV)
PK	5.646G	60.05	68.20	-8.15	8.66	3	Horizontal	352	1.91	-	51.39
PK	5.826G	113.16	Inf	-Inf	8.91	3	Horizontal	352	1.91	-	104.25
AV	5.824G	102.16	Inf	-Inf	8.90	3	Horizontal	352	1.91	-	93.26
PK	5.948G	59.43	68.20	-8.77	8.94	3	Horizontal	352	1.91	-	50.49

802.11ac VHT20_Nss1,(MCS0)_1TX

5825MHz_TX

29/11/2019

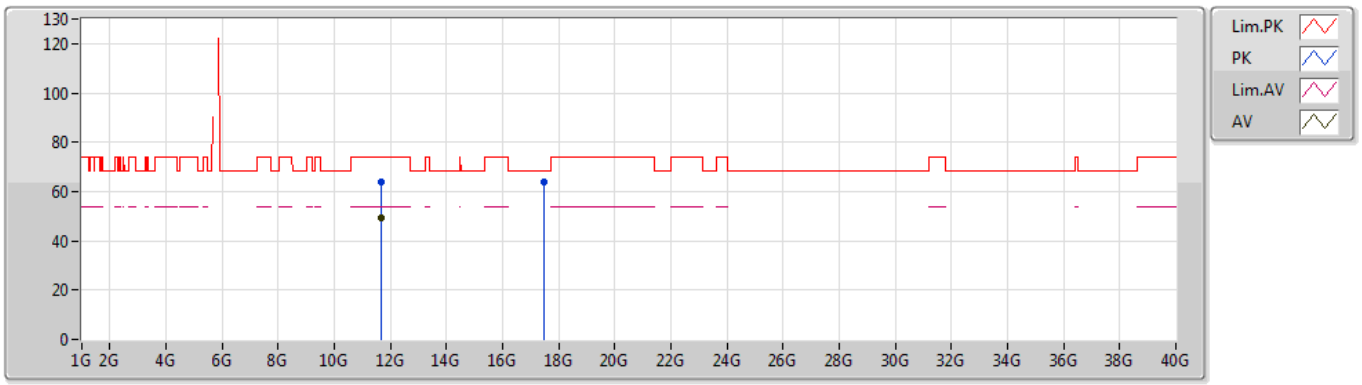

EUT Y_1TX
Setting 2D
02-B-C-4

Type	Freq	Level	Limit	Margin	Factor	Dist	Condition	Azimuth	Height	Comment	Raw
	(Hz)	(dBuV/m)	(dBuV/m)	(dB)	(dB)	(m)		(°)	(m)		(dBuV)
PK	11.65288G	63.76	74.00	-10.24	15.10	3	Vertical	247	2.18	-	48.66
AV	11.65G	49.29	54.00	-4.71	15.09	3	Vertical	247	2.18	-	34.20
PK	17.47428G	63.92	68.20	-4.28	22.12	3	Vertical	221	1.46	-	41.80

802.11ac VHT20_Nss1,(MCS0)_1TX

5825MHz_TX

29/11/2019

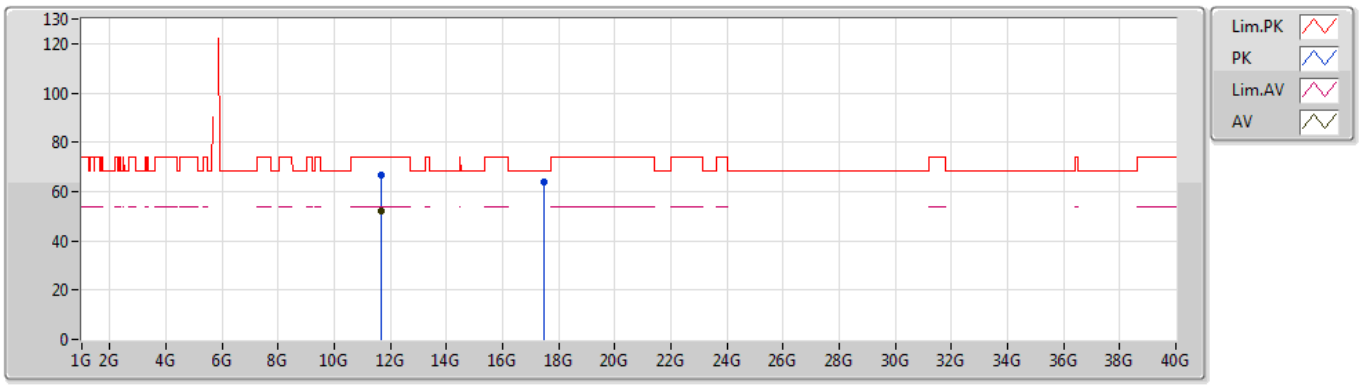

EUT Y_1TX
Setting 2D
02-B-C-4

Type	Freq	Level	Limit	Margin	Factor	Dist	Condition	Azimuth	Height	Comment	Raw
	(Hz)	(dBuV/m)	(dBuV/m)	(dB)	(dB)	(m)		(°)	(m)		(dBuV)
PK	11.64832G	66.56	74.00	-7.44	15.09	3	Horizontal	202	1.70	-	51.47
AV	11.65G	51.87	54.00	-2.13	15.09	3	Horizontal	202	1.70	-	36.78
PK	17.47092G	64.04	68.20	-4.16	22.11	3	Horizontal	94	2.89	-	41.93

802.11ac VHT40_Nss1,(MCS0)_1TX

5190MHz_TX

29/11/2019

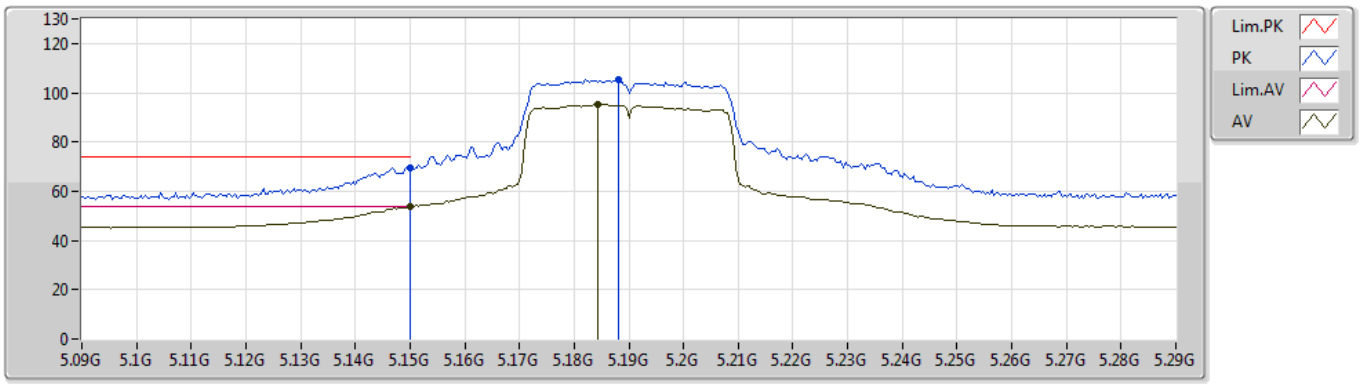

EUT Y_1TX
Setting 1B
02-B-C-4-10

Type	Freq	Level	Limit	Margin	Factor	Dist	Condition	Azimuth	Height	Comment	Raw
	(Hz)	(dBuV/m)	(dBuV/m)	(dB)	(dB)	(m)		(°)	(m)		(dBuV)
PK	5.15G	69.64	74.00	-4.36	7.94	3	Vertical	145	1.89	-	61.70
AV	5.15G	53.78	54.00	-0.22	7.94	3	Vertical	145	1.89	-	45.84
PK	5.188G	105.30	Inf	-Inf	8.04	3	Vertical	145	1.89	-	97.26
AV	5.1844G	95.18	Inf	-Inf	8.03	3	Vertical	145	1.89	-	87.15

802.11ac VHT40_Nss1,(MCS0)_1TX

5190MHz_TX

29/11/2019

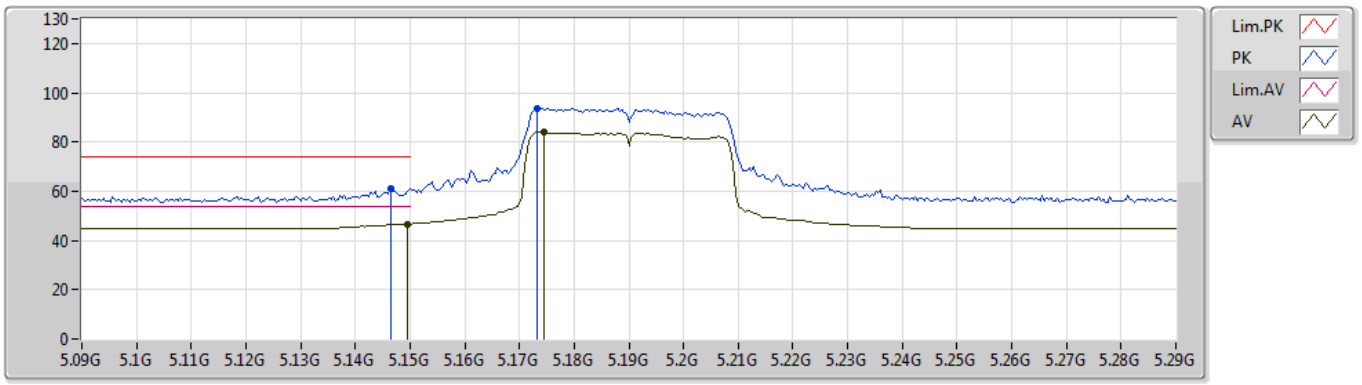

EUT Y_1TX
Setting 1B
02-B-C-4-10

Type	Freq	Level	Limit	Margin	Factor	Dist	Condition	Azimuth	Height	Comment	Raw
	(Hz)	(dBuV/m)	(dBuV/m)	(dB)	(dB)	(m)		(°)	(m)		(dBuV)
PK	5.1464G	61.32	74.00	-12.68	7.94	3	Horizontal	81	1.47	-	53.38
AV	5.1496G	46.68	54.00	-7.32	7.94	3	Horizontal	81	1.47	-	38.74
PK	5.1732G	93.76	Inf	-Inf	8.00	3	Horizontal	81	1.47	-	85.76
AV	5.1744G	84.02	Inf	-Inf	8.00	3	Horizontal	81	1.47	-	76.02

802.11ac VHT40_Nss1,(MCS0)_1TX

5190MHz_TX

29/11/2019

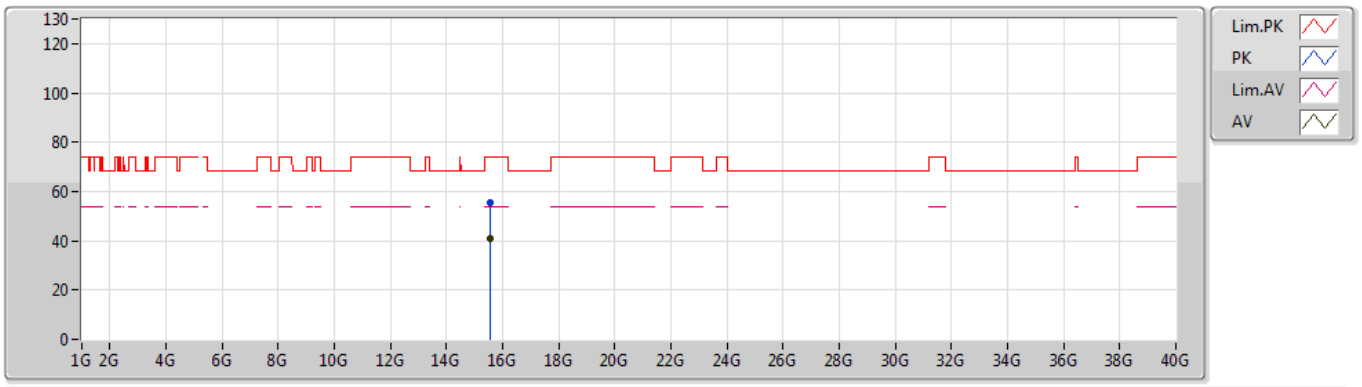

EUT Y_1TX
Setting 1B
02-B-C-4

Type	Freq	Level	Limit	Margin	Factor	Dist	Condition	Azimuth	Height	Comment	Raw
	(Hz)	(dBuV/m)	(dBuV/m)	(dB)	(dB)	(m)		(°)	(m)		(dBuV)
PK	15.56976G	55.36	74.00	-18.64	16.00	3	Vertical	78	2.12	-	39.36
AV	15.54444G	41.18	54.00	-12.82	16.06	3	Vertical	78	2.12	-	25.12

802.11ac VHT40_Nss1,(MCS0)_1TX

5190MHz_TX

29/11/2019

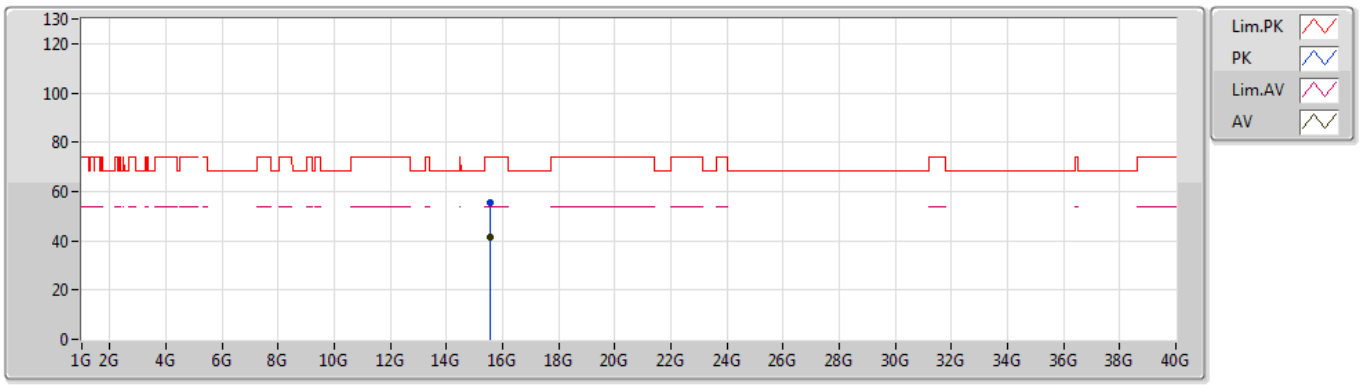

EUT Y_1TX
Setting 1B
02-B-C-4

Type	Freq	Level	Limit	Margin	Factor	Dist	Condition	Azimuth	Height	Comment	Raw
	(Hz)	(dBuV/m)	(dBuV/m)	(dB)	(dB)	(m)		(°)	(m)		(dBuV)
PK	15.56292G	55.43	74.00	-18.57	16.02	3	Horizontal	303	2.00	-	39.41
AV	15.54528G	41.27	54.00	-12.73	16.06	3	Horizontal	303	2.00	-	25.21

802.11ac VHT40_Nss1,(MCS0)_1TX

5230MHz_TX

29/11/2019

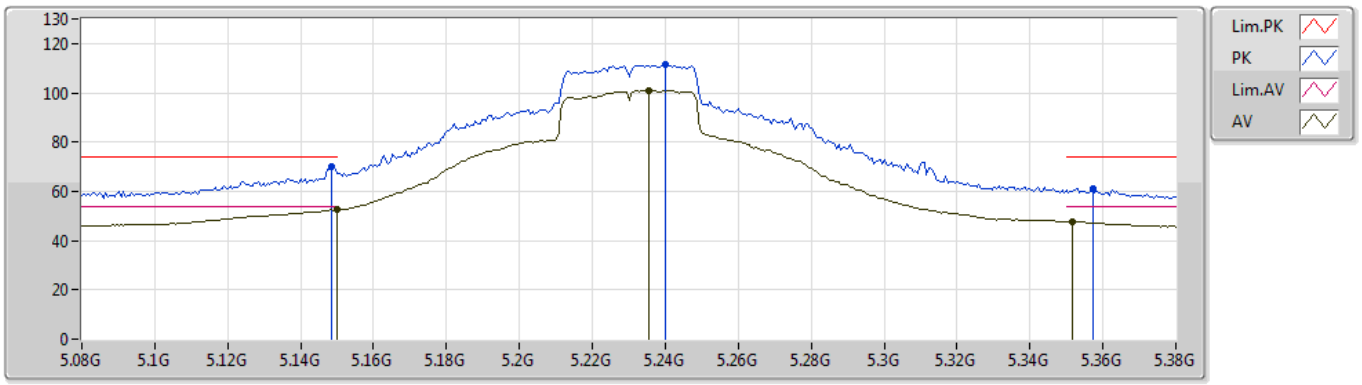

EUT Y_1TX
Setting 2D
02-B-C-4-10

Type	Freq	Level	Limit	Margin	Factor	Dist	Condition	Azimuth	Height	Comment	Raw
	(Hz)	(dBuV/m)	(dBuV/m)	(dB)	(dB)	(m)		(°)	(m)		(dBuV)
PK	5.1484G	69.97	74.00	-4.03	7.94	3	Vertical	143	1.87	-	62.03
AV	5.15G	52.60	54.00	-1.40	7.94	3	Vertical	143	1.87	-	44.66
PK	5.2402G	111.42	Inf	-Inf	8.12	3	Vertical	143	1.87	-	103.30
AV	5.2354G	100.97	Inf	-Inf	8.11	3	Vertical	143	1.87	-	92.86
PK	5.3572G	60.98	74.00	-13.02	8.28	3	Vertical	143	1.87	-	52.70
AV	5.3518G	47.59	54.00	-6.41	8.28	3	Vertical	143	1.87	-	39.31

802.11ac VHT40_Nss1,(MCS0)_1TX

5230MHz_TX

29/11/2019

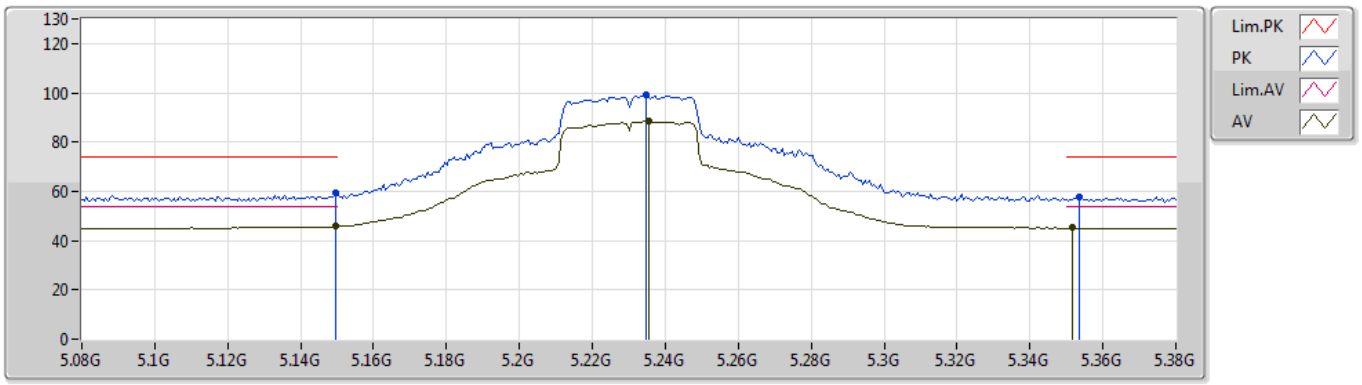

EUT Y_1TX
Setting 2D
02-B-C-4-10

Type	Freq	Level	Limit	Margin	Factor	Dist	Condition	Azimuth	Height	Comment	Raw
	(Hz)	(dBuV/m)	(dBuV/m)	(dB)	(dB)	(m)		(°)	(m)		(dBuV)
PK	5.1496G	59.38	74.00	-14.62	7.94	3	Horizontal	80	1.45	-	51.44
AV	5.1496G	45.71	54.00	-8.29	7.94	3	Horizontal	80	1.45	-	37.77
PK	5.2348G	99.02	Inf	-Inf	8.11	3	Horizontal	80	1.45	-	90.91
AV	5.2354G	88.52	Inf	-Inf	8.11	3	Horizontal	80	1.45	-	80.41
PK	5.3536G	57.76	74.00	-16.24	8.28	3	Horizontal	80	1.45	-	49.48
AV	5.3518G	45.13	54.00	-8.87	8.28	3	Horizontal	80	1.45	-	36.85

802.11ac VHT40_Nss1,(MCS0)_1TX

5230MHz_TX

29/11/2019

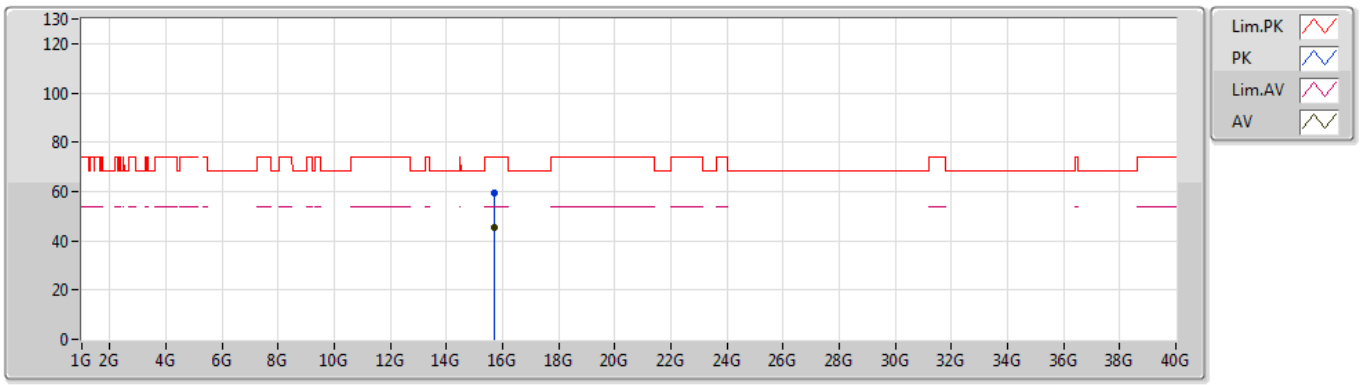

EUT Y_1TX
Setting 2D
02-B-C-4

Type	Freq	Level	Limit	Margin	Factor	Dist	Condition	Azimuth	Height	Comment	Raw
	(Hz)	(dBuV/m)	(dBuV/m)	(dB)	(dB)	(m)		(°)	(m)		(dBuV)
PK	15.6942G	59.45	74.00	-14.55	15.67	3	Vertical	172	1.61	-	43.78
AV	15.69252G	45.28	54.00	-8.72	15.67	3	Vertical	172	1.61	-	29.61

802.11ac VHT40_Nss1,(MCS0)_1TX

5230MHz_TX

29/11/2019

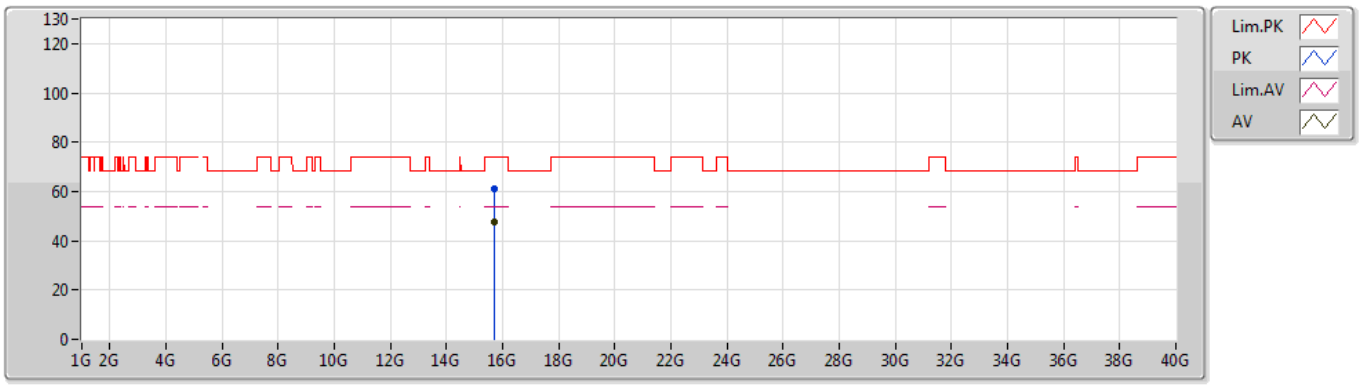

EUT Y_1TX
Setting 2D
02-B-C-4

Type	Freq	Level	Limit	Margin	Factor	Dist	Condition	Azimuth	Height	Comment	Raw
	(Hz)	(dBuV/m)	(dBuV/m)	(dB)	(dB)	(m)		(°)	(m)		(dBuV)
PK	15.69684G	61.24	74.00	-12.76	15.66	3	Horizontal	89	1.93	-	45.58
AV	15.69396G	47.84	54.00	-6.16	15.67	3	Horizontal	89	1.93	-	32.17

802.11ac VHT40_Nss1,(MCS0)_1TX

5270MHz_TX

30/11/2019

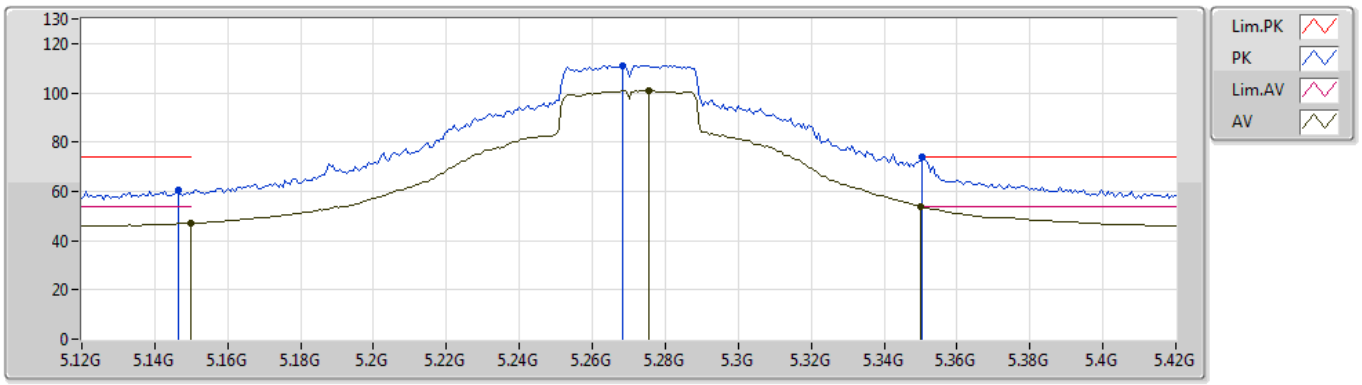

EUT Y_1TX
Setting 2C
02-B-C-4-10

Type	Freq	Level	Limit	Margin	Factor	Dist	Condition	Azimuth	Height	Comment	Raw
	(Hz)	(dBuV/m)	(dBuV/m)	(dB)	(dB)	(m)		(°)	(m)		(dBuV)
PK	5.1464G	60.46	74.00	-13.54	7.94	3	Vertical	146	1.67	-	52.52
AV	5.15G	47.05	54.00	-6.95	7.94	3	Vertical	146	1.67	-	39.11
PK	5.2682G	111.17	Inf	-Inf	8.16	3	Vertical	146	1.67	-	103.01
AV	5.2754G	100.89	Inf	-Inf	8.17	3	Vertical	146	1.67	-	92.72
PK	5.3504G	73.76	74.00	-0.24	8.28	3	Vertical	146	1.67	-	65.48
AV	5.35G	53.95	54.00	-0.05	8.28	3	Vertical	146	1.67	-	45.67

802.11ac VHT40_Nss1,(MCS0)_1TX

5270MHz_TX

30/11/2019

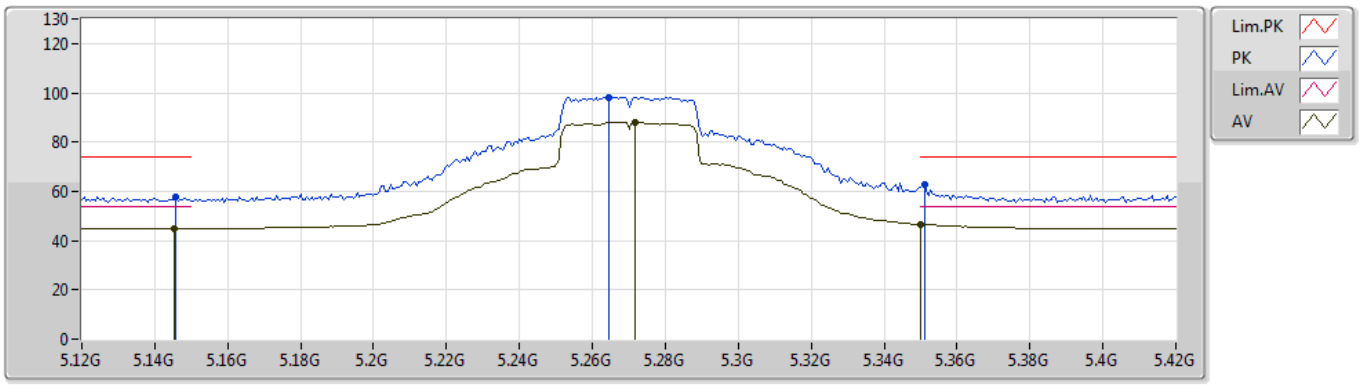

EUT Y_1TX
Setting 2C
02-B-C-4-10

Type	Freq	Level	Limit	Margin	Factor	Dist	Condition	Azimuth	Height	Comment	Raw
	(Hz)	(dBuV/m)	(dBuV/m)	(dB)	(dB)	(m)		(°)	(m)		(dBuV)
PK	5.1458G	57.67	74.00	-16.33	7.94	3	Horizontal	82	1.49	-	49.73
AV	5.1452G	44.94	54.00	-9.06	7.94	3	Horizontal	82	1.49	-	37.00
PK	5.2646G	98.30	Inf	-Inf	8.16	3	Horizontal	82	1.49	-	90.14
AV	5.2718G	87.97	Inf	-Inf	8.17	3	Horizontal	82	1.49	-	79.80
PK	5.351G	62.85	74.00	-11.15	8.28	3	Horizontal	82	1.49	-	54.57
AV	5.35G	46.63	54.00	-7.37	8.28	3	Horizontal	82	1.49	-	38.35

802.11ac VHT40_Nss1,(MCS0)_1TX

5270MHz_TX

30/11/2019

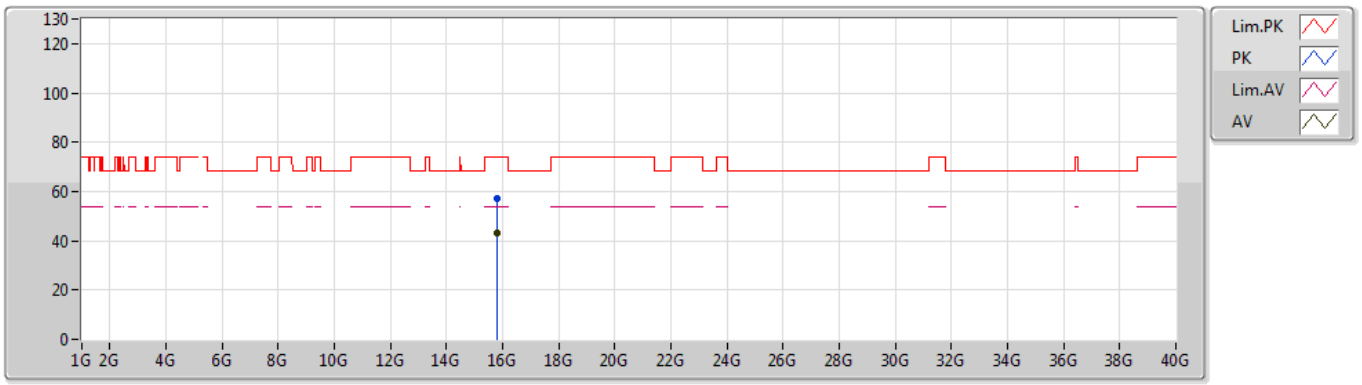

EUT Y_1TX
Setting 2C
02-B-C-4

Type	Freq	Level	Limit	Margin	Factor	Dist	Condition	Azimuth	Height	Comment	Raw
	(Hz)	(dBuV/m)	(dBuV/m)	(dB)	(dB)	(m)		(°)	(m)		(dBuV)
PK	15.82584G	57.12	74.00	-16.88	15.32	3	Vertical	104	2.94	-	41.80
AV	15.81252G	43.41	54.00	-10.59	15.35	3	Vertical	104	2.94	-	28.06

802.11ac VHT40_Nss1,(MCS0)_1TX

5270MHz_TX

30/11/2019

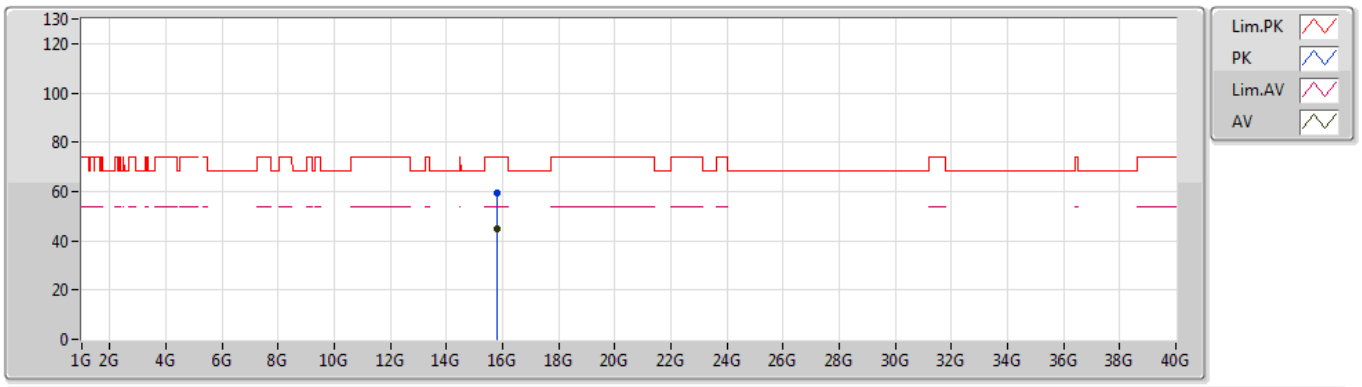

EUT Y_1TX
Setting 2C
02-B-C-4

Type	Freq	Level	Limit	Margin	Factor	Dist	Condition	Azimuth	Height	Comment	Raw
	(Hz)	(dBuV/m)	(dBuV/m)	(dB)	(dB)	(m)		(°)	(m)		(dBuV)
PK	15.82584G	59.43	74.00	-14.57	15.32	3	Horizontal	236	2.24	-	44.11
AV	15.80544G	44.79	54.00	-9.21	15.37	3	Horizontal	236	2.24	-	29.42

802.11ac VHT40_Nss1,(MCS0)_1TX

5310MHz_TX

30/11/2019

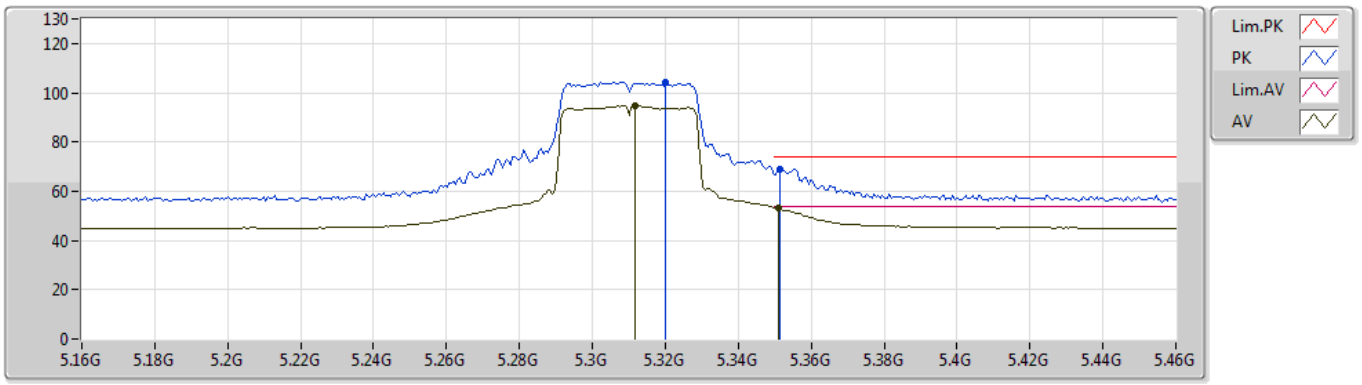

EUT Y_1TX
Setting 17
02-B-C-4-10

Type	Freq	Level	Limit	Margin	Factor	Dist	Condition	Azimuth	Height	Comment	Raw
	(Hz)	(dBuV/m)	(dBuV/m)	(dB)	(dB)	(m)		(°)	(m)		(dBuV)
PK	5.3202G	104.50	Inf	-Inf	8.23	3	Vertical	145	1.65	-	96.27
AV	5.3118G	94.70	Inf	-Inf	8.22	3	Vertical	145	1.65	-	86.48
PK	5.3514G	69.14	74.00	-4.86	8.28	3	Vertical	145	1.65	-	60.86
AV	5.351G	53.51	54.00	-0.49	8.28	3	Vertical	145	1.65	-	45.23

802.11ac VHT40_Nss1,(MCS0)_1TX

5310MHz_TX

30/11/2019

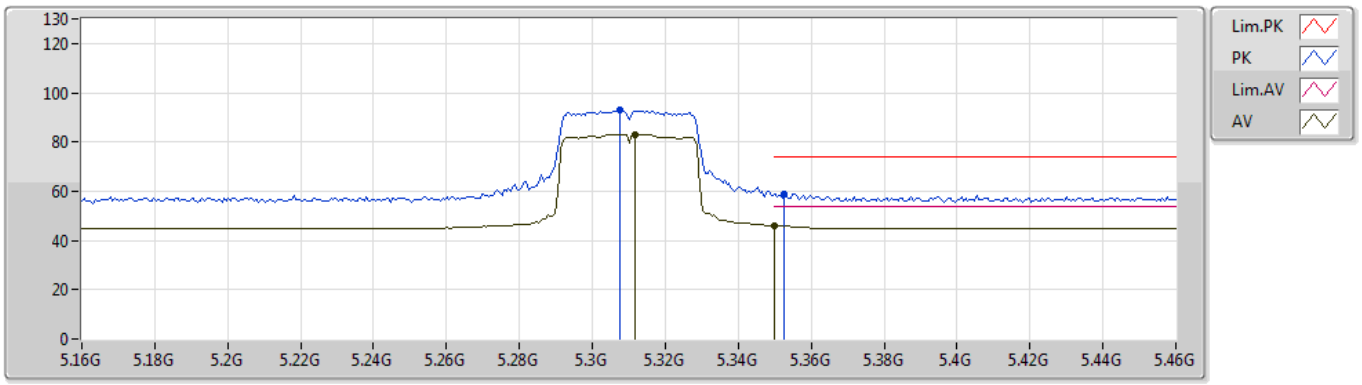

EUT Y_1TX
Setting 17
02-B-C-4-10

Type	Freq	Level	Limit	Margin	Factor	Dist	Condition	Azimuth	Height	Comment	Raw
	(Hz)	(dBuV/m)	(dBuV/m)	(dB)	(dB)	(m)		(°)	(m)		(dBuV)
PK	5.3076G	93.20	Inf	-Inf	8.22	3	Horizontal	80	1.67	-	84.98
AV	5.3118G	83.15	Inf	-Inf	8.22	3	Horizontal	80	1.67	-	74.93
PK	5.3526G	59.07	74.00	-14.93	8.28	3	Horizontal	80	1.67	-	50.79
AV	5.35G	45.99	54.00	-8.01	8.28	3	Horizontal	80	1.67	-	37.71

802.11ac VHT40_Nss1,(MCS0)_1TX

5310MHz_TX

30/11/2019

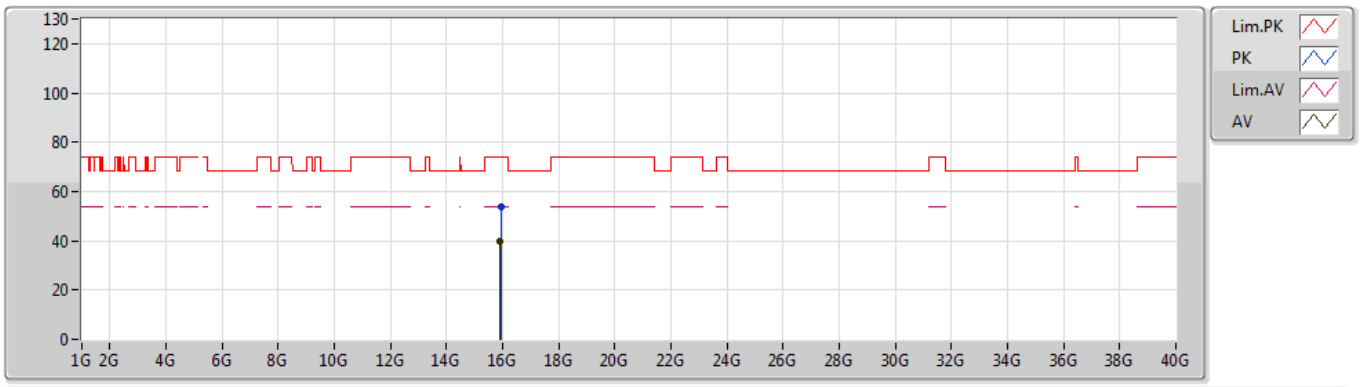

EUT Y_1TX
Setting 17
02-B-C-4

Type	Freq	Level	Limit	Margin	Factor	Dist	Condition	Azimuth	Height	Comment	Raw
	(Hz)	(dBuV/m)	(dBuV/m)	(dB)	(dB)	(m)		(°)	(m)		(dBuV)
PK	15.92688G	53.65	74.00	-20.35	15.05	3	Vertical	172	1.32	-	38.60
AV	15.92088G	39.58	54.00	-14.42	15.06	3	Vertical	172	1.32	-	24.52

802.11ac VHT40_Nss1,(MCS0)_1TX

5310MHz_TX

30/11/2019

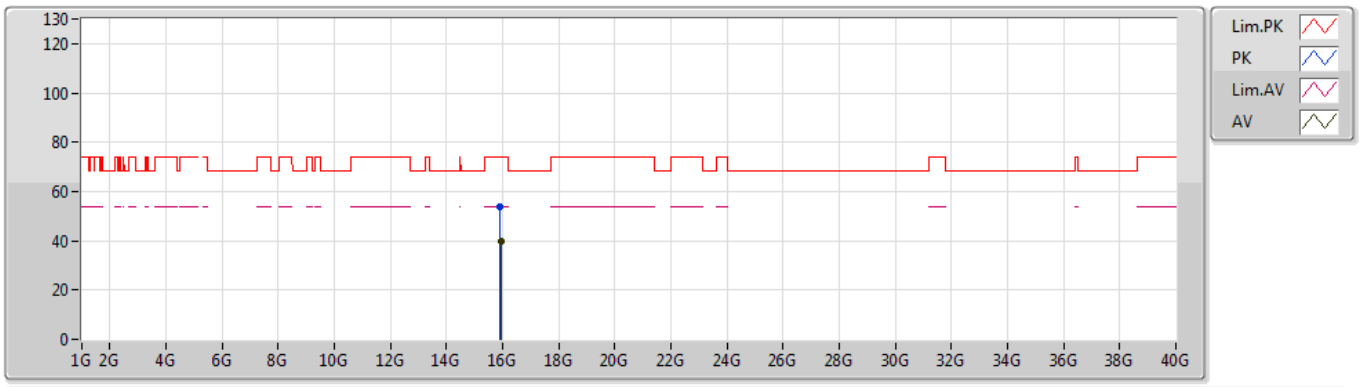

EUT Y_1TX
Setting 17
02-B-C-4

Type	Freq	Level	Limit	Margin	Factor	Dist	Condition	Azimuth	Height	Comment	Raw
	(Hz)	(dBuV/m)	(dBuV/m)	(dB)	(dB)	(m)		(°)	(m)		(dBuV)
PK	15.92436G	53.76	74.00	-20.24	15.06	3	Horizontal	180	1.72	-	38.70
AV	15.93588G	39.65	54.00	-14.35	15.03	3	Horizontal	180	1.72	-	24.62

802.11ac VHT40_Nss1,(MCS0)_1TX

5510MHz_TX

30/11/2019

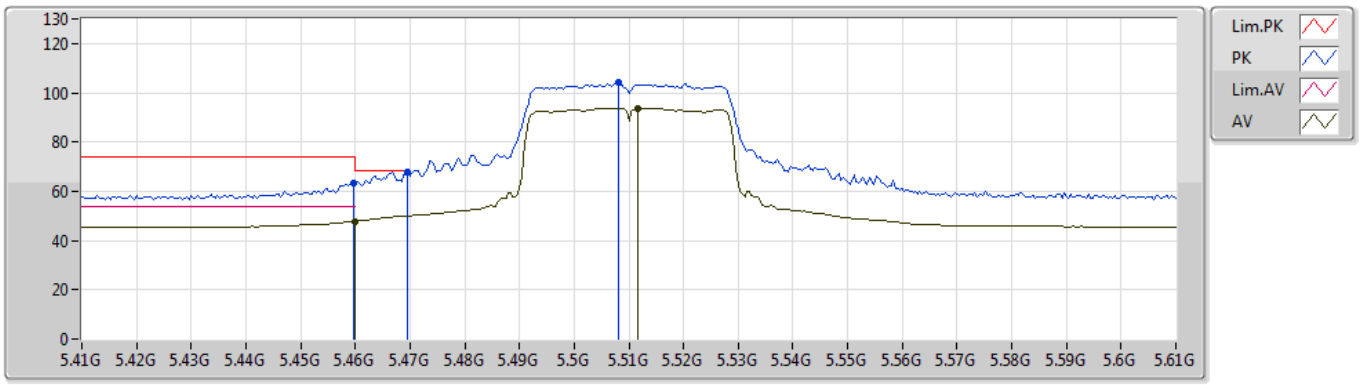

EUT Y_1TX
Setting 11
02-B-C-4-10

Type	Freq	Level	Limit	Margin	Factor	Dist	Condition	Azimuth	Height	Comment	Raw
	(Hz)	(dBuV/m)	(dBuV/m)	(dB)	(dB)	(m)		(°)	(m)		(dBuV)
PK	5.4596G	63.29	74.00	-10.71	8.45	3	Vertical	15	1.83	-	54.84
AV	5.46G	47.86	54.00	-6.14	8.45	3	Vertical	15	1.83	-	39.41
PK	5.4696G	67.90	68.20	-0.30	8.46	3	Vertical	15	1.83	-	59.44
PK	5.508G	103.98	Inf	-Inf	8.52	3	Vertical	15	1.83	-	95.46
AV	5.5116G	93.76	Inf	-Inf	8.53	3	Vertical	15	1.83	-	85.23

802.11ac VHT40_Nss1,(MCS0)_1TX

5510MHz_TX

30/11/2019

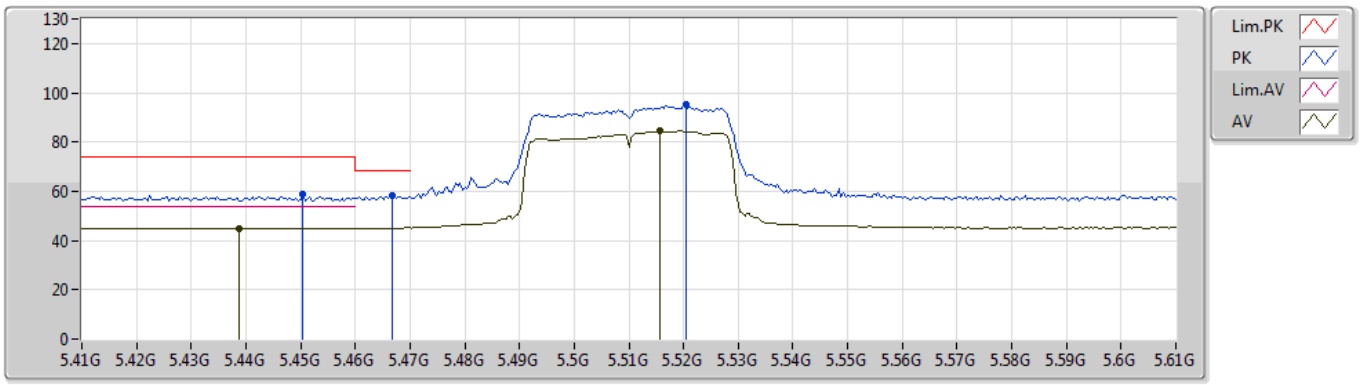

EUT Y_1TX
Setting 11
02-B-C-4-10

Type	Freq	Level	Limit	Margin	Factor	Dist	Condition	Azimuth	Height	Comment	Raw
	(Hz)	(dBuV/m)	(dBuV/m)	(dB)	(dB)	(m)		(°)	(m)		(dBuV)
PK	5.4504G	58.56	74.00	-15.44	8.44	3	Horizontal	253	2.98	-	50.12
AV	5.4388G	44.92	54.00	-9.08	8.41	3	Horizontal	253	2.98	-	36.51
PK	5.4668G	58.53	68.20	-9.67	8.46	3	Horizontal	253	2.98	-	50.07
PK	5.5204G	95.19	Inf	-Inf	8.53	3	Horizontal	253	2.98	-	86.66
AV	5.5156G	84.41	Inf	-Inf	8.53	3	Horizontal	253	2.98	-	75.88

802.11ac VHT40_Nss1,(MCS0)_1TX

5510MHz_TX

30/11/2019

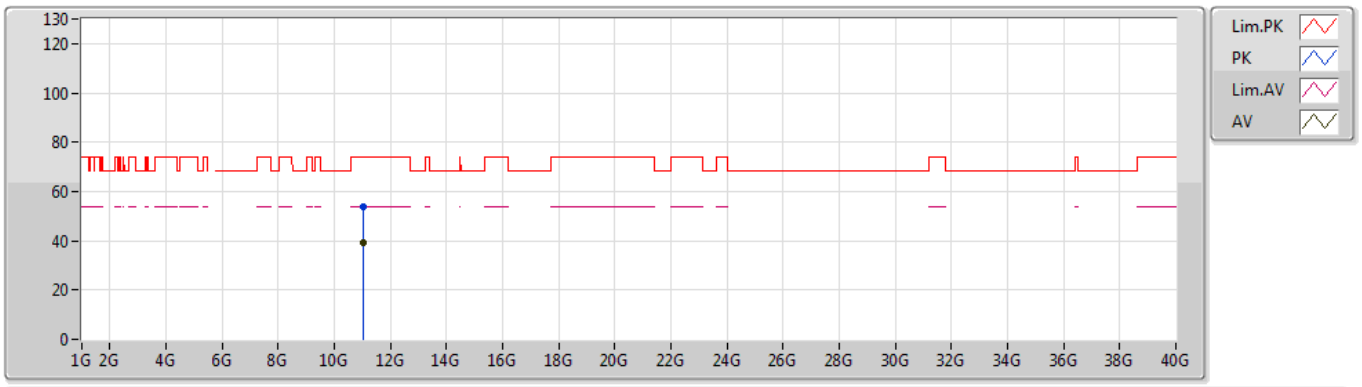

EUT Y_1TX
Setting 11
02-B-C-4

Type	Freq	Level	Limit	Margin	Factor	Dist	Condition	Azimuth	Height	Comment	Raw
	(Hz)	(dBuV/m)	(dBuV/m)	(dB)	(dB)	(m)		(°)	(m)		(dBuV)
PK	11.01748G	53.58	74.00	-20.42	14.28	3	Vertical	126	1.10	-	39.30
AV	11.0172G	38.99	54.00	-15.01	14.28	3	Vertical	126	1.10	-	24.71

802.11ac VHT40_Nss1,(MCS0)_1TX

5510MHz_TX

30/11/2019

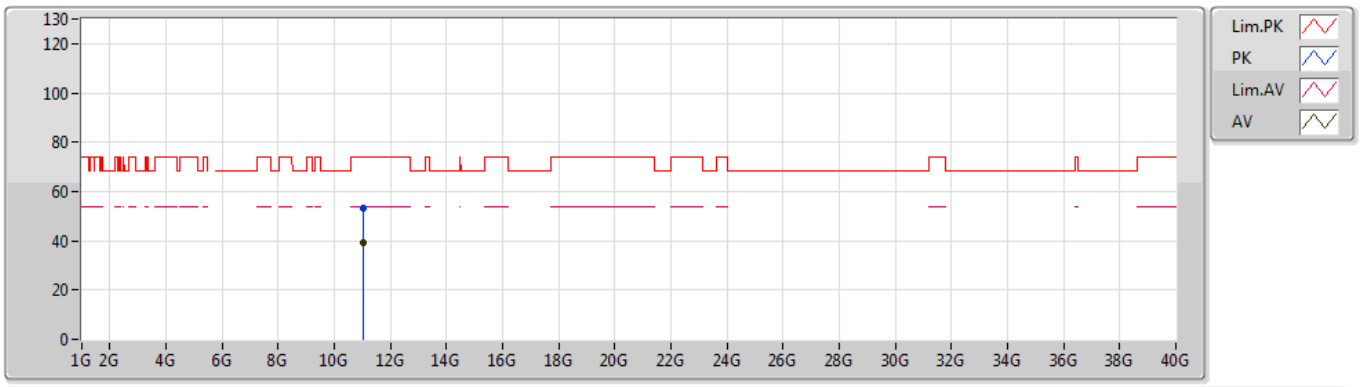

EUT Y_1TX
Setting 11
02-B-C-4

Type	Freq	Level	Limit	Margin	Factor	Dist	Condition	Azimuth	Height	Comment	Raw
	(Hz)	(dBuV/m)	(dBuV/m)	(dB)	(dB)	(m)		(°)	(m)		(dBuV)
PK	11.02816G	53.33	74.00	-20.67	14.29	3	Horizontal	71	1.19	-	39.04
AV	11.02812G	39.48	54.00	-14.52	14.29	3	Horizontal	71	1.19	-	25.19

802.11ac VHT40_Nss1,(MCS0)_1TX

5550MHz_TX

30/11/2019

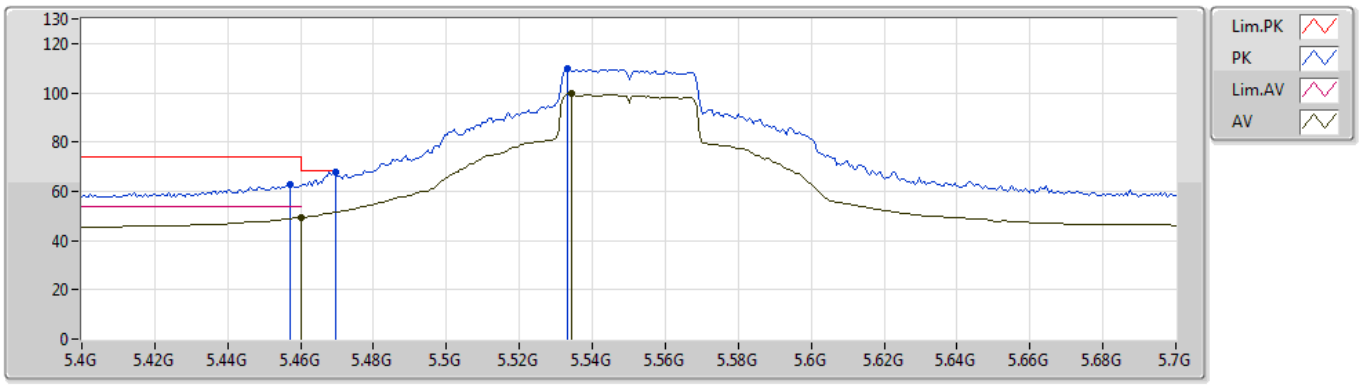

EUT Y_1TX
Setting 20
02-B-C-4-10

Type	Freq	Level	Limit	Margin	Factor	Dist	Condition	Azimuth	Height	Comment	Raw
	(Hz)	(dBuV/m)	(dBuV/m)	(dB)	(dB)	(m)		(°)	(m)		(dBuV)
PK	5.457G	62.69	74.00	-11.31	8.44	3	Vertical	296	1.76	-	54.25
AV	5.46G	49.35	54.00	-4.65	8.45	3	Vertical	296	1.76	-	40.90
PK	5.4696G	67.71	68.20	-0.49	8.46	3	Vertical	296	1.76	-	59.25
PK	5.5332G	110.04	Inf	-Inf	8.54	3	Vertical	296	1.76	-	101.50
AV	5.5344G	99.53	Inf	-Inf	8.54	3	Vertical	296	1.76	-	90.99

802.11ac VHT40_Nss1,(MCS0)_1TX

5550MHz_TX

30/11/2019

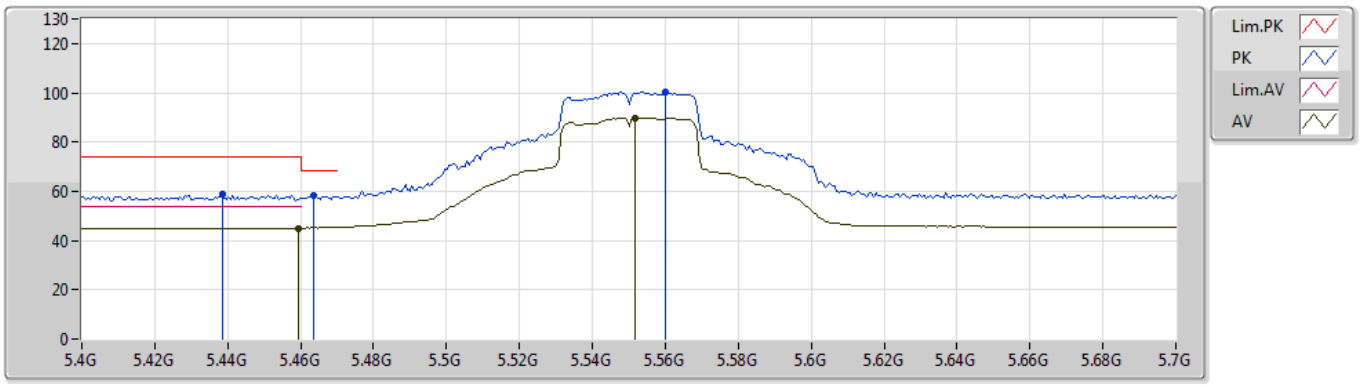

EUT Y_1TX
Setting 20
02-B-C-4-10

Type	Freq	Level	Limit	Margin	Factor	Dist	Condition	Azimuth	Height	Comment	Raw
	(Hz)	(dBuV/m)	(dBuV/m)	(dB)	(dB)	(m)		(°)	(m)		(dBuV)
PK	5.4384G	58.87	74.00	-15.13	8.41	3	Horizontal	264	2.96	-	50.46
AV	5.4594G	45.07	54.00	-8.93	8.45	3	Horizontal	264	2.96	-	36.62
PK	5.4636G	58.04	68.20	-10.16	8.45	3	Horizontal	264	2.96	-	49.59
PK	5.5602G	100.36	Inf	-Inf	8.56	3	Horizontal	264	2.96	-	91.80
AV	5.5518G	89.90	Inf	-Inf	8.55	3	Horizontal	264	2.96	-	81.35

802.11ac VHT40_Nss1,(MCS0)_1TX

5550MHz_TX

30/11/2019

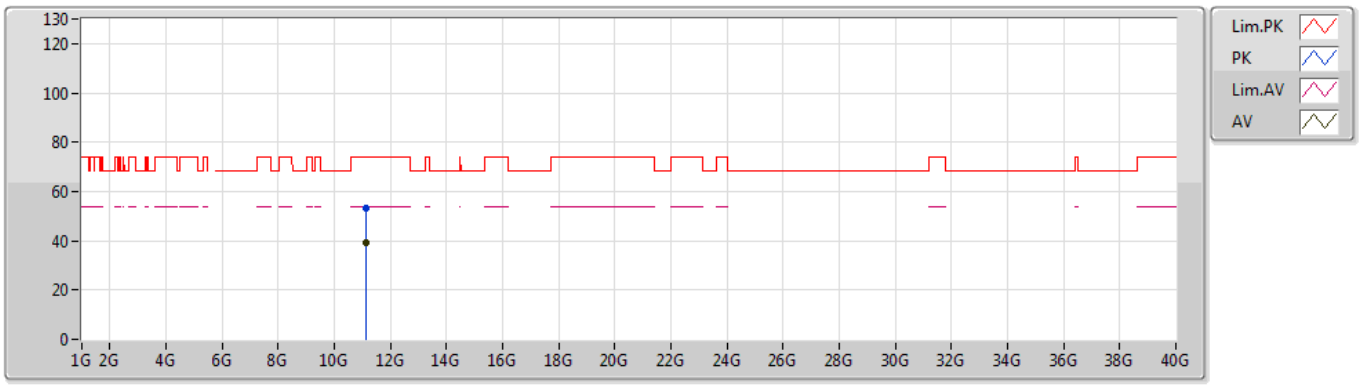

EUT Y_1TX
Setting 20
02-B-C-4

Type	Freq	Level	Limit	Margin	Factor	Dist	Condition	Azimuth	Height	Comment	Raw
	(Hz)	(dBuV/m)	(dBuV/m)	(dB)	(dB)	(m)		(°)	(m)		(dBuV)
PK	11.12304G	53.10	74.00	-20.90	14.43	3	Vertical	126	2.75	-	38.67
AV	11.12212G	38.97	54.00	-15.03	14.42	3	Vertical	126	2.75	-	24.55

802.11ac VHT40_Nss1,(MCS0)_1TX

5550MHz_TX

30/11/2019

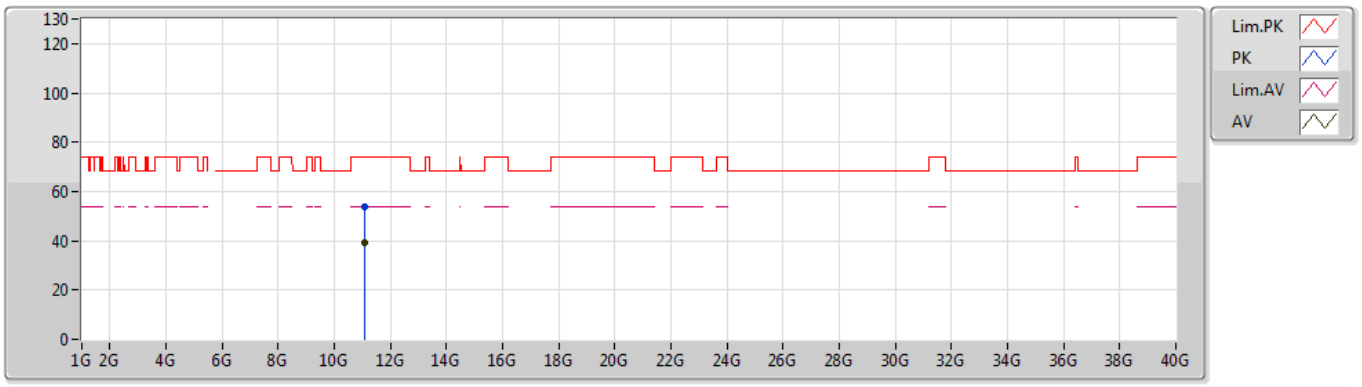

EUT Y_1TX
Setting 20
02-B-C-4

Type	Freq	Level	Limit	Margin	Factor	Dist	Condition	Azimuth	Height	Comment	Raw
	(Hz)	(dBuV/m)	(dBuV/m)	(dB)	(dB)	(m)		(°)	(m)		(dBuV)
PK	11.09448G	53.84	74.00	-20.16	14.39	3	Horizontal	251	1.47	-	39.45
AV	11.09976G	39.23	54.00	-14.77	14.39	3	Horizontal	251	1.47	-	24.84

802.11ac VHT40_Nss1,(MCS0)_1TX

5670MHz_TX

30/11/2019

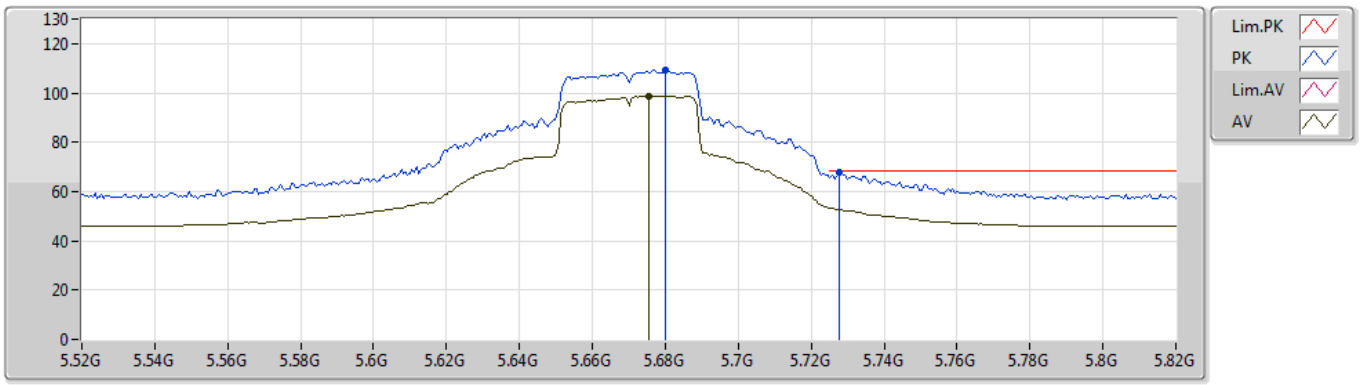

EUT Y_1TX
Setting 1C
02-B-C-4-10

Type	Freq	Level	Limit	Margin	Factor	Dist	Condition	Azimuth	Height	Comment	Raw
	(Hz)	(dBuV/m)	(dBuV/m)	(dB)	(dB)	(m)		(°)	(m)		(dBuV)
PK	5.6802G	109.48	Inf	-Inf	8.72	3	Vertical	298	2.58	-	100.76
AV	5.6754G	98.81	Inf	-Inf	8.72	3	Vertical	298	2.58	-	90.09
PK	5.7276G	67.98	68.20	-0.22	8.80	3	Vertical	298	2.58	-	59.18

802.11ac VHT40_Nss1,(MCS0)_1TX

5670MHz_TX

30/11/2019

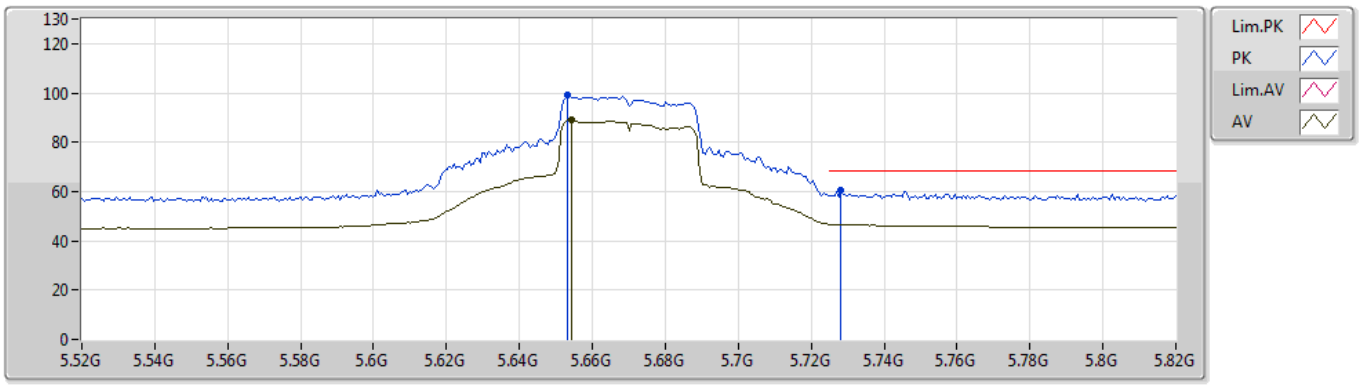

EUT Y_1TX
Setting 1C
02-B-C-4-10

Type	Freq	Level	Limit	Margin	Factor	Dist	Condition	Azimuth	Height	Comment	Raw
	(Hz)	(dBuV/m)	(dBuV/m)	(dB)	(dB)	(m)		(°)	(m)		(dBuV)
PK	5.6532G	99.19	Inf	-Inf	8.66	3	Horizontal	264	3.00	-	90.53
AV	5.6544G	88.96	Inf	-Inf	8.67	3	Horizontal	264	3.00	-	80.29
PK	5.7282G	60.25	68.20	-7.95	8.80	3	Horizontal	264	3.00	-	51.45

802.11ac VHT40_Nss1,(MCS0)_1TX

5670MHz_TX

30/11/2019

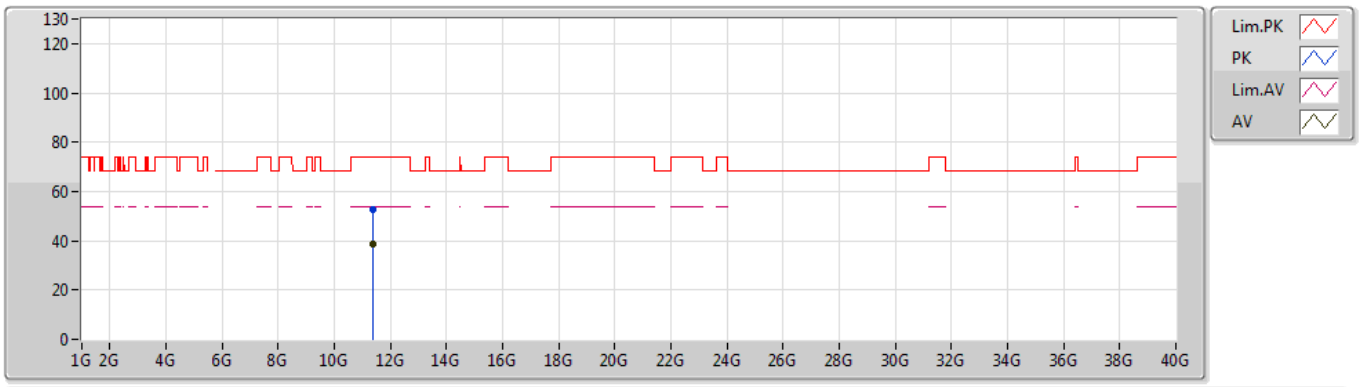

EUT Y_1TX
Setting 1C
02-B-C-4

Type	Freq	Level	Limit	Margin	Factor	Dist	Condition	Azimuth	Height	Comment	Raw
	(Hz)	(dBuV/m)	(dBuV/m)	(dB)	(dB)	(m)		(°)	(m)		(dBuV)
PK	11.36724G	52.51	74.00	-21.49	14.73	3	Vertical	339	2.77	-	37.78
AV	11.36688G	38.93	54.00	-15.07	14.73	3	Vertical	339	2.77	-	24.20

802.11ac VHT40_Nss1,(MCS0)_1TX

5670MHz_TX

30/11/2019

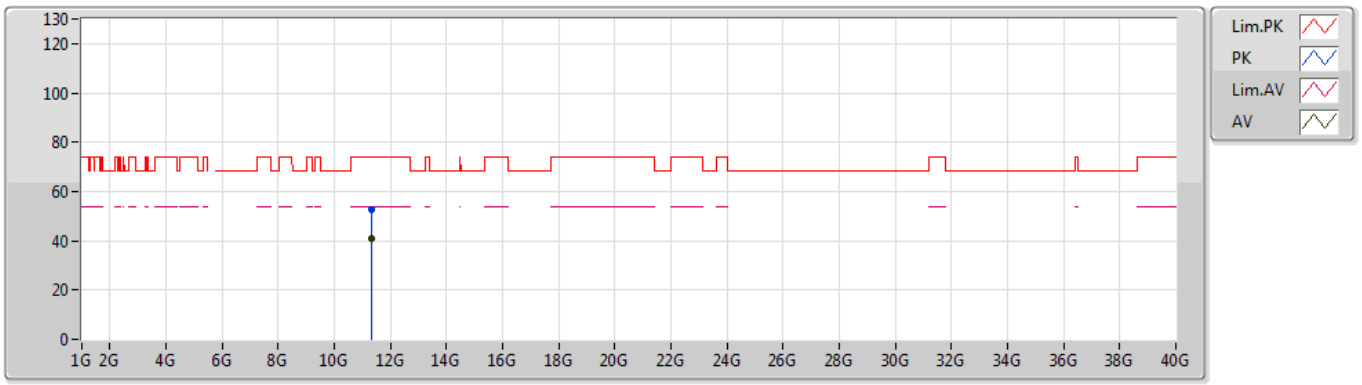

EUT Y_1TX
Setting 1C
02-B-C-4

Type	Freq	Level	Limit	Margin	Factor	Dist	Condition	Azimuth	Height	Comment	Raw
	(Hz)	(dBuV/m)	(dBuV/m)	(dB)	(dB)	(m)		(°)	(m)		(dBuV)
PK	11.33796G	52.52	74.00	-21.48	14.70	3	Horizontal	163	2.73	-	37.82
AV	11.33776G	40.97	54.00	-13.03	14.70	3	Horizontal	163	2.73	-	26.27

802.11ac VHT40_Nss1,(MCS0)_1TX

5755MHz_TX

30/11/2019

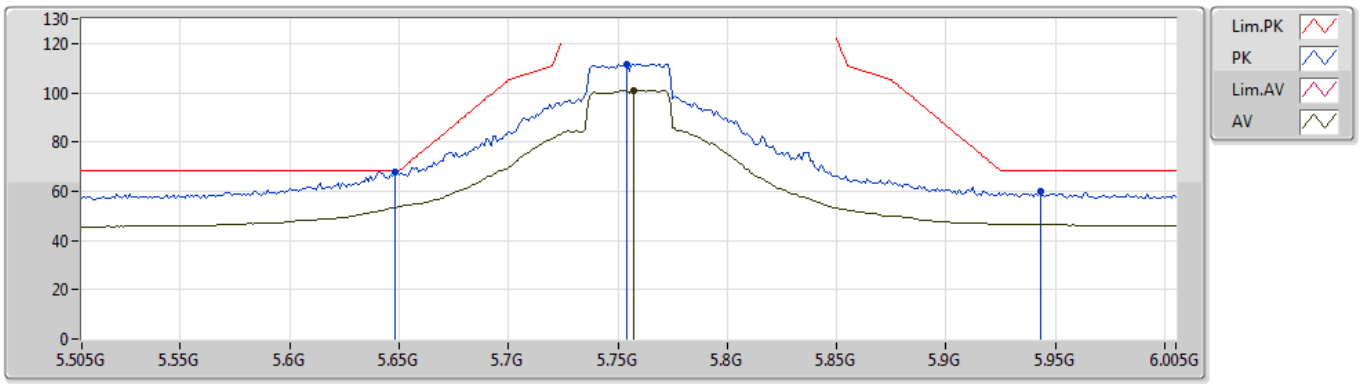

EUT Y_1TX
Setting 29
02-B-J-5-10

Type	Freq	Level	Limit	Margin	Factor	Dist	Condition	Azimuth	Height	Comment	Raw
	(Hz)	(dBuV/m)	(dBuV/m)	(dB)	(dB)	(m)		(°)	(m)		(dBuV)
PK	5.648G	68.03	68.20	-0.17	8.67	3	Vertical	296	1.80	-	59.36
PK	5.754G	111.71	Inf	-Inf	8.83	3	Vertical	296	1.80	-	102.88
AV	5.757G	101.13	Inf	-Inf	8.83	3	Vertical	296	1.80	-	92.30
PK	5.943G	60.06	68.20	-8.14	8.94	3	Vertical	296	1.80	-	51.12

802.11ac VHT40_Nss1,(MCS0)_1TX

5755MHz_TX

30/11/2019

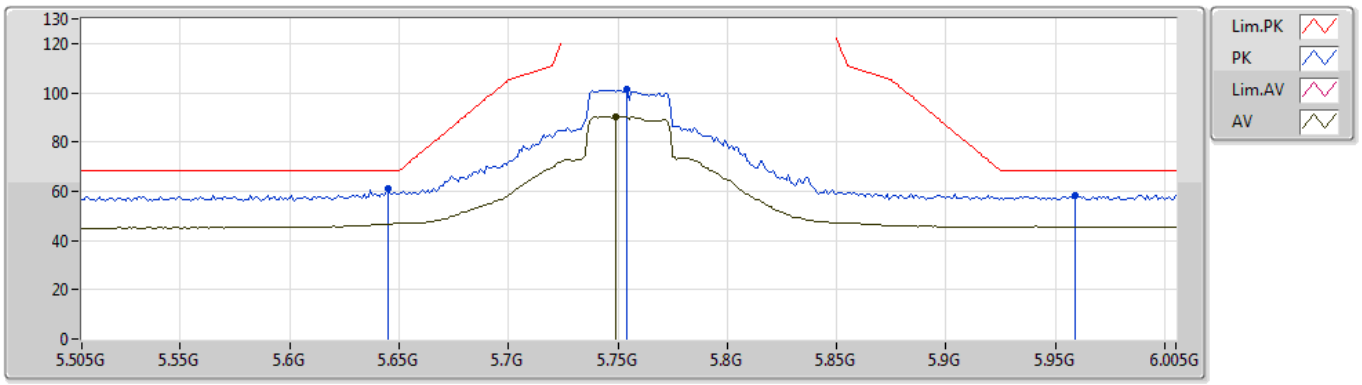

EUT Y_1TX
Setting 29
02-B-J-5-10

Type	Freq	Level	Limit	Margin	Factor	Dist	Condition	Azimuth	Height	Comment	Raw
	(Hz)	(dBuV/m)	(dBuV/m)	(dB)	(dB)	(m)		(°)	(m)		(dBuV)
PK	5.645G	60.95	68.20	-7.25	8.66	3	Horizontal	247	1.85	-	52.29
PK	5.754G	101.24	Inf	-Inf	8.83	3	Horizontal	247	1.85	-	92.41
AV	5.749G	90.47	Inf	-Inf	8.82	3	Horizontal	247	1.85	-	81.65
PK	5.959G	58.41	68.20	-9.79	8.93	3	Horizontal	247	1.85	-	49.48

802.11ac VHT40_Nss1,(MCS0)_1TX

5755MHz_TX

30/11/2019

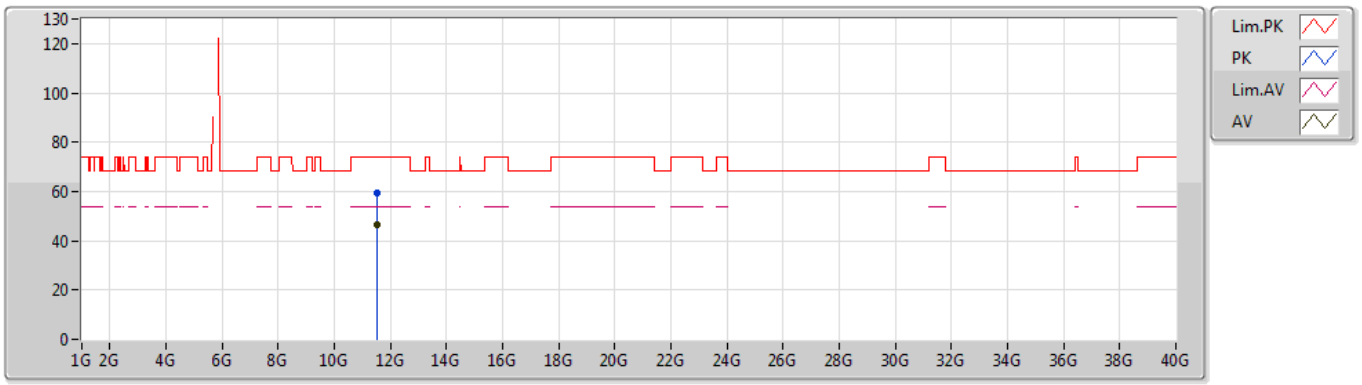

EUT Y_1TX
Setting 29
02-B-J-5

Type	Freq	Level	Limit	Margin	Factor	Dist	Condition	Azimuth	Height	Comment	Raw
	(Hz)	(dBuV/m)	(dBuV/m)	(dB)	(dB)	(m)		(°)	(m)		(dBuV)
PK	11.50988G	59.61	74.00	-14.39	14.92	3	Vertical	249	2.17	-	44.69
AV	11.51036G	46.62	54.00	-7.38	14.92	3	Vertical	249	2.17	-	31.70

802.11ac VHT40_Nss1,(MCS0)_1TX

5755MHz_TX

30/11/2019

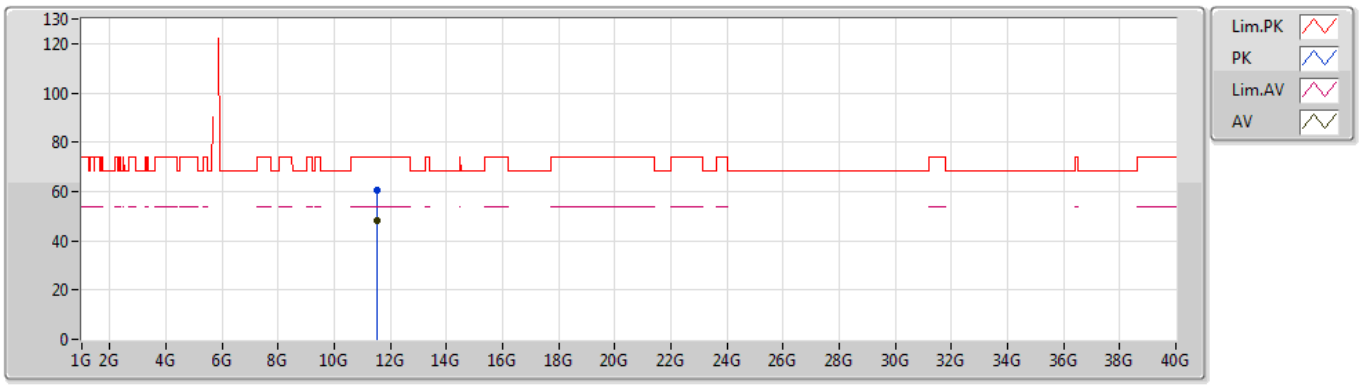

EUT Y_1TX
Setting 29
02-B-J-5

Type	Freq	Level	Limit	Margin	Factor	Dist	Condition	Azimuth	Height	Comment	Raw
	(Hz)	(dBuV/m)	(dBuV/m)	(dB)	(dB)	(m)		(°)	(m)		(dBuV)
PK	11.5106G	60.79	74.00	-13.21	14.92	3	Horizontal	165	2.22	-	45.87
AV	11.51024G	47.94	54.00	-6.06	14.92	3	Horizontal	165	2.22	-	33.02

802.11ac VHT40_Nss1,(MCS0)_1TX

5795MHz_TX

30/11/2019

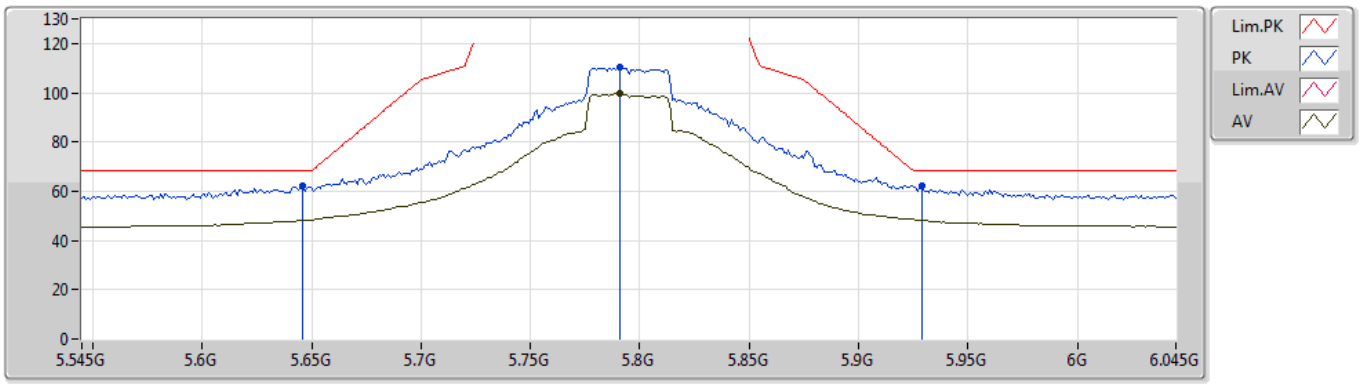

EUT Y_1TX
Setting 2D
02-B-J-5-10

Type	Freq	Level	Limit	Margin	Factor	Dist	Condition	Azimuth	Height	Comment	Raw
	(Hz)	(dBuV/m)	(dBuV/m)	(dB)	(dB)	(m)		(°)	(m)		(dBuV)
PK	5.646G	62.01	68.20	-6.19	8.66	3	Vertical	348	1.68	-	53.35
PK	5.791G	110.41	Inf	-Inf	8.88	3	Vertical	348	1.68	-	101.53
AV	5.791G	99.65	Inf	-Inf	8.88	3	Vertical	348	1.68	-	90.77
PK	5.929G	62.32	68.20	-5.88	8.93	3	Vertical	348	1.68	-	53.39

802.11ac VHT40_Nss1,(MCS0)_1TX

5795MHz_TX

30/11/2019

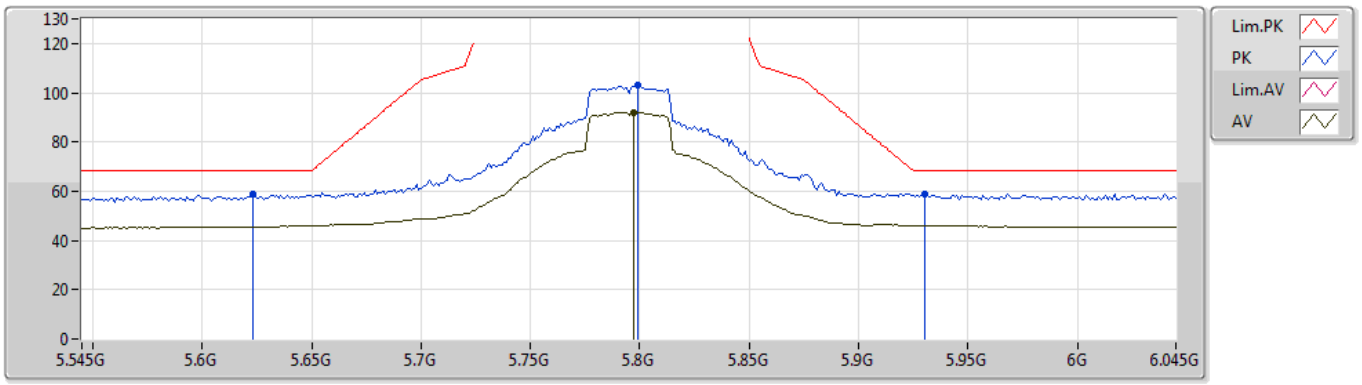

EUT Y_1TX
Setting 2D
02-B-J-5-10

Type	Freq	Level	Limit	Margin	Factor	Dist	Condition	Azimuth	Height	Comment	Raw
	(Hz)	(dBuV/m)	(dBuV/m)	(dB)	(dB)	(m)		(°)	(m)		(dBuV)
PK	5.623G	58.68	68.20	-9.52	8.61	3	Horizontal	262	2.99	-	50.07
PK	5.799G	102.96	Inf	-Inf	8.90	3	Horizontal	262	2.99	-	94.06
AV	5.797G	92.08	Inf	-Inf	8.90	3	Horizontal	262	2.99	-	83.18
PK	5.93G	58.58	68.20	-9.62	8.93	3	Horizontal	262	2.99	-	49.65

802.11ac VHT40_Nss1,(MCS0)_1TX

5795MHz_TX

30/11/2019

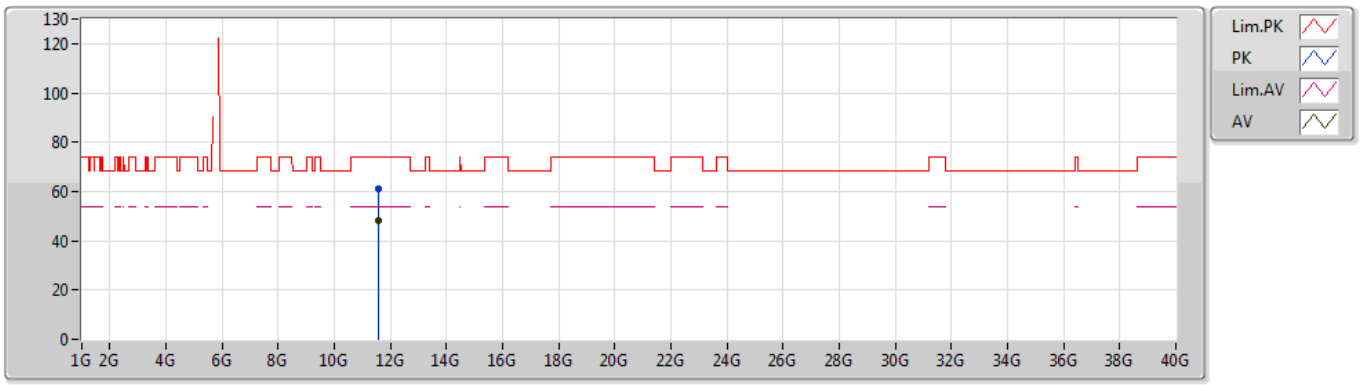

EUT Y_1TX
Setting 2D
02-B-J-5

Type	Freq	Level	Limit	Margin	Factor	Dist	Condition	Azimuth	Height	Comment	Raw
	(Hz)	(dBuV/m)	(dBuV/m)	(dB)	(dB)	(m)		(°)	(m)		(dBuV)
PK	11.5906G	61.33	74.00	-12.67	15.02	3	Vertical	248	2.19	-	46.31
AV	11.59036G	47.93	54.00	-6.07	15.02	3	Vertical	248	2.19	-	32.91

802.11ac VHT40_Nss1,(MCS0)_1TX

5795MHz_TX

30/11/2019

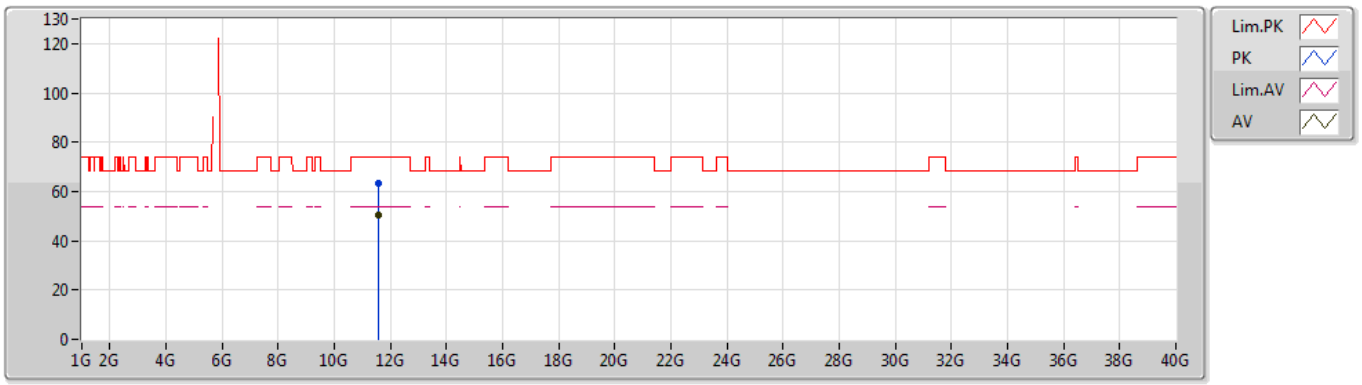

EUT Y_1TX
Setting 2D
02-B-J-5

Type	Freq	Level	Limit	Margin	Factor	Dist	Condition	Azimuth	Height	Comment	Raw
	(Hz)	(dBuV/m)	(dBuV/m)	(dB)	(dB)	(m)		(°)	(m)		(dBuV)
PK	11.5906G	63.05	74.00	-10.95	15.02	3	Horizontal	209	1.67	-	48.03
AV	11.59036G	50.28	54.00	-3.72	15.02	3	Horizontal	209	1.67	-	35.26

802.11ac VHT80_Nss1,(MCS0)_1TX

5210MHz_TX

30/11/2019

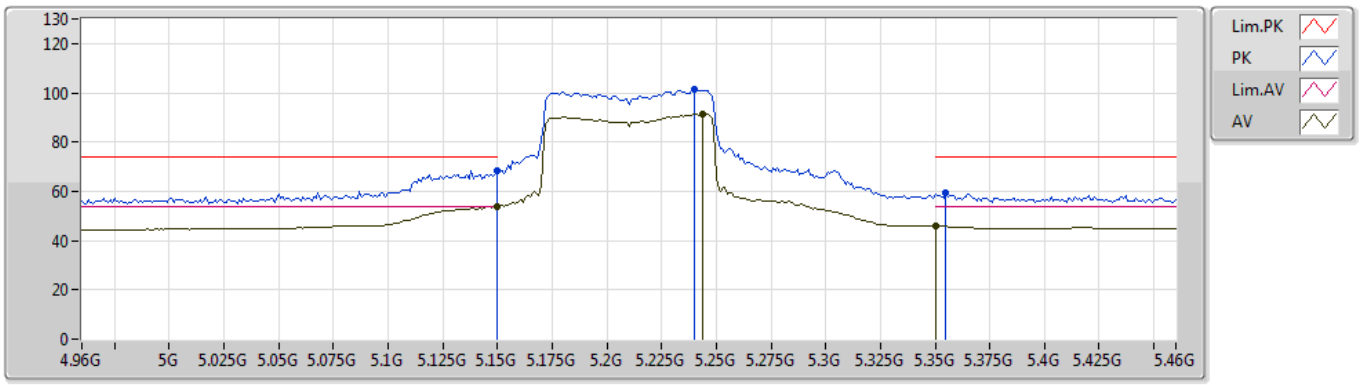

EUT Y_1TX
Setting 18
02-B-J-5-10

Type	Freq	Level	Limit	Margin	Factor	Dist	Condition	Azimuth	Height	Comment	Raw
	(Hz)	(dBuV/m)	(dBuV/m)	(dB)	(dB)	(m)		(°)	(m)		(dBuV)
PK	5.15G	68.33	74.00	-5.67	7.94	3	Vertical	150	1.88	-	60.39
AV	5.15G	53.91	54.00	-0.09	7.94	3	Vertical	150	1.88	-	45.97
PK	5.24G	101.17	Inf	-Inf	8.12	3	Vertical	150	1.88	-	93.05
AV	5.244G	91.42	Inf	-Inf	8.12	3	Vertical	150	1.88	-	83.30
PK	5.355G	59.40	74.00	-14.60	8.28	3	Vertical	150	1.88	-	51.12
AV	5.35G	45.81	54.00	-8.19	8.28	3	Vertical	150	1.88	-	37.53

802.11ac VHT80_Nss1,(MCS0)_1TX

5210MHz_TX

30/11/2019

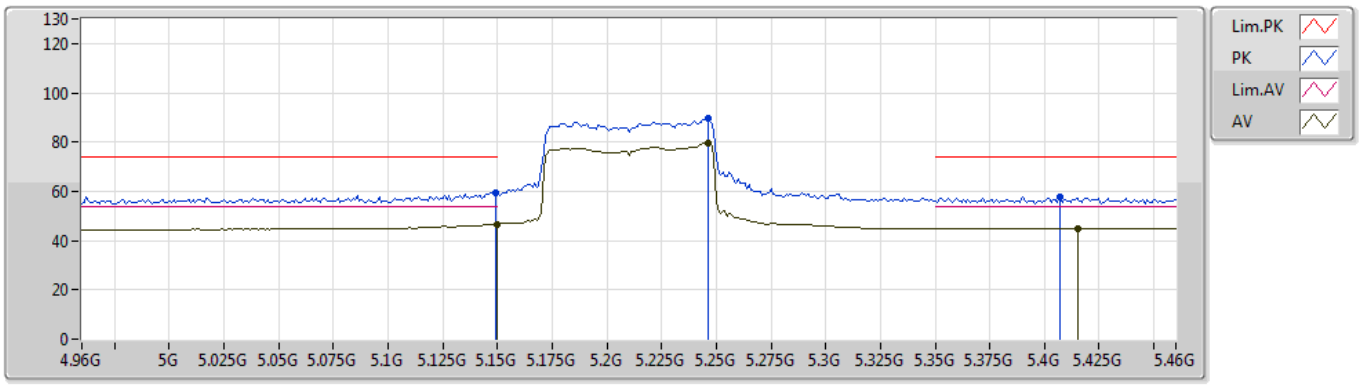

EUT Y_1TX
Setting 18
02-B-J-5-10

Type	Freq	Level	Limit	Margin	Factor	Dist	Condition	Azimuth	Height	Comment	Raw
	(Hz)	(dBuV/m)	(dBuV/m)	(dB)	(dB)	(m)		(°)	(m)		(dBuV)
PK	5.149G	59.21	74.00	-14.79	7.94	3	Horizontal	80	1.42	-	51.27
AV	5.15G	46.70	54.00	-7.30	7.94	3	Horizontal	80	1.42	-	38.76
PK	5.246G	89.46	Inf	-Inf	8.13	3	Horizontal	80	1.42	-	81.33
AV	5.246G	79.82	Inf	-Inf	8.13	3	Horizontal	80	1.42	-	71.69
PK	5.407G	57.86	74.00	-16.14	8.35	3	Horizontal	80	1.42	-	49.51
AV	5.415G	44.87	54.00	-9.13	8.36	3	Horizontal	80	1.42	-	36.51

802.11ac VHT80_Nss1,(MCS0)_1TX

5210MHz_TX

30/11/2019

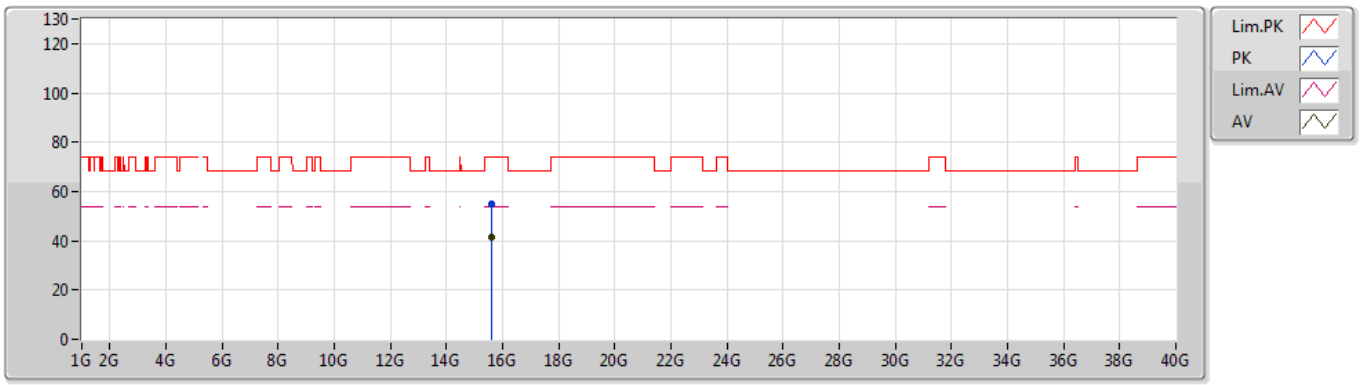

EUT Y_1TX
Setting 18
02-B-J-5

Type	Freq	Level	Limit	Margin	Factor	Dist	Condition	Azimuth	Height	Comment	Raw
	(Hz)	(dBuV/m)	(dBuV/m)	(dB)	(dB)	(m)		(°)	(m)		(dBuV)
PK	15.62748G	54.76	74.00	-19.24	15.84	3	Vertical	238	2.63	-	38.92
AV	15.62472G	41.35	54.00	-12.65	15.85	3	Vertical	238	2.63	-	25.50

802.11ac VHT80_Nss1,(MCS0)_1TX

5210MHz_TX

30/11/2019

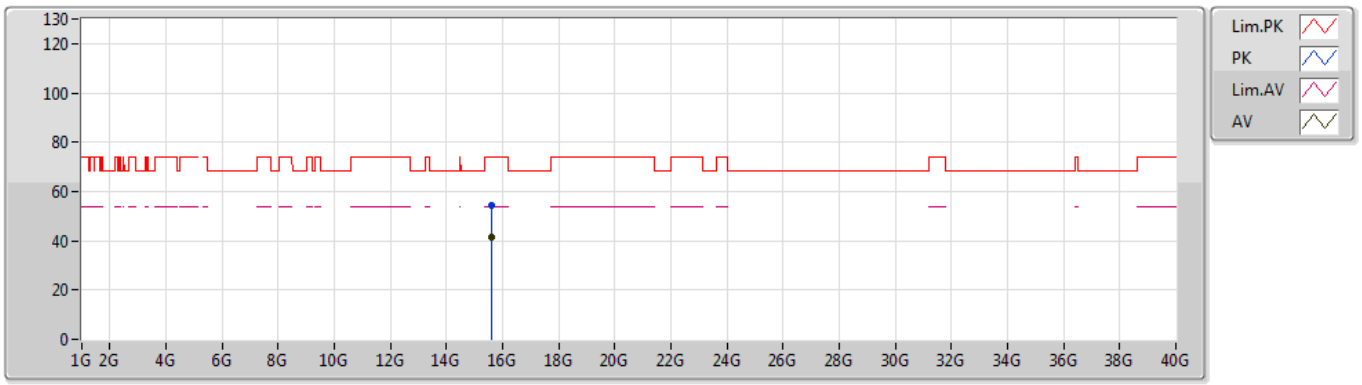

EUT Y_1TX
Setting 18
02-B-J-5

Type	Freq	Level	Limit	Margin	Factor	Dist	Condition	Azimuth	Height	Comment	Raw
	(Hz)	(dBuV/m)	(dBuV/m)	(dB)	(dB)	(m)		(°)	(m)		(dBuV)
PK	15.60168G	54.29	74.00	-19.71	15.91	3	Horizontal	164	2.44	-	38.38
AV	15.60744G	41.30	54.00	-12.70	15.89	3	Horizontal	164	2.44	-	25.41

802.11ac VHT80_Nss1,(MCS0)_1TX

5290MHz_TX

30/11/2019

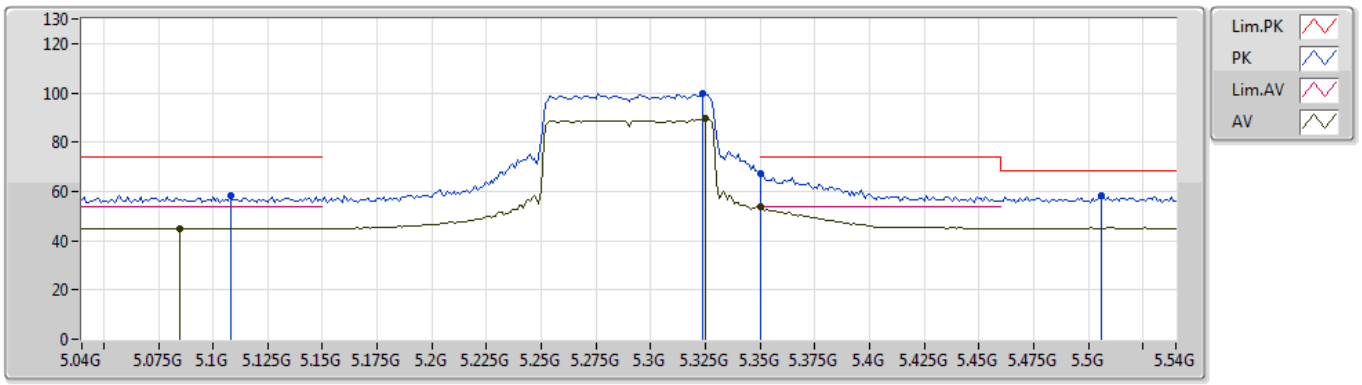

EUT Y_1TX
Setting 13
02-B-J-5-10

Type	Freq	Level	Limit	Margin	Factor	Dist	Condition	Azimuth	Height	Comment	Raw
	(Hz)	(dBuV/m)	(dBuV/m)	(dB)	(dB)	(m)		(°)	(m)		(dBuV)
PK	5.108G	58.17	74.00	-15.83	7.86	3	Vertical	146	1.61	-	50.31
AV	5.085G	45.00	54.00	-9.00	7.80	3	Vertical	146	1.61	-	37.20
PK	5.324G	99.64	Inf	-Inf	8.24	3	Vertical	146	1.61	-	91.40
AV	5.325G	89.67	Inf	-Inf	8.25	3	Vertical	146	1.61	-	81.42
PK	5.35G	67.02	74.00	-6.98	8.28	3	Vertical	146	1.61	-	58.74
AV	5.35G	53.66	54.00	-0.34	8.28	3	Vertical	146	1.61	-	45.38
PK	5.506G	58.16	68.20	-10.04	8.52	3	Vertical	146	1.61	-	49.64

802.11ac VHT80_Nss1,(MCS0)_1TX

5290MHz_TX

30/11/2019

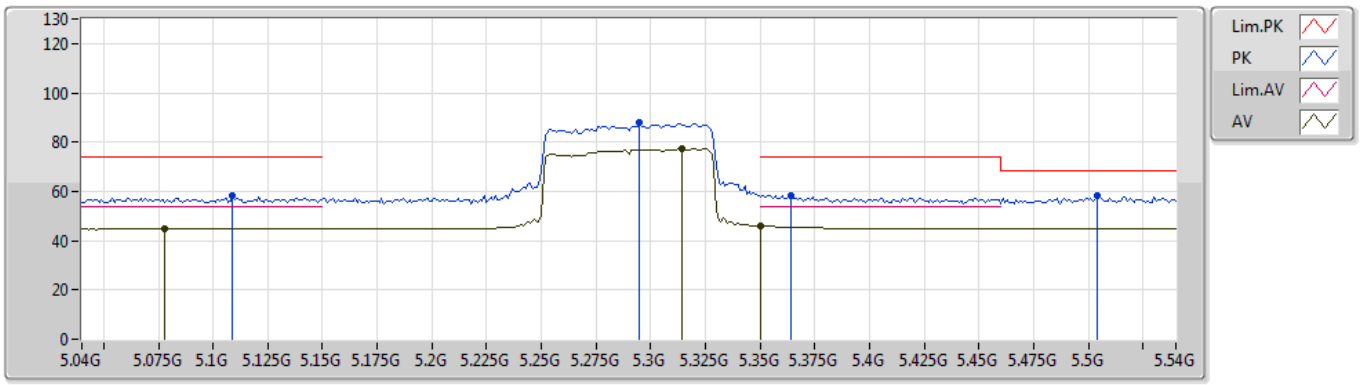

EUT Y_1TX
Setting 13
02-B-J-5-10

Type	Freq	Level	Limit	Margin	Factor	Dist	Condition	Azimuth	Height	Comment	Raw
	(Hz)	(dBuV/m)	(dBuV/m)	(dB)	(dB)	(m)		(°)	(m)		(dBuV)
PK	5.109G	58.06	74.00	-15.94	7.86	3	Horizontal	81	1.70	-	50.20
AV	5.078G	44.82	54.00	-9.18	7.79	3	Horizontal	81	1.70	-	37.03
PK	5.295G	88.02	Inf	-Inf	8.20	3	Horizontal	81	1.70	-	79.82
AV	5.314G	77.32	Inf	-Inf	8.23	3	Horizontal	81	1.70	-	69.09
PK	5.364G	58.39	74.00	-15.61	8.29	3	Horizontal	81	1.70	-	50.10
AV	5.35G	46.15	54.00	-7.85	8.28	3	Horizontal	81	1.70	-	37.87
PK	5.504G	58.21	68.20	-9.99	8.52	3	Horizontal	81	1.70	-	49.69

802.11ac VHT80_Nss1,(MCS0)_1TX

5290MHz_TX

30/11/2019

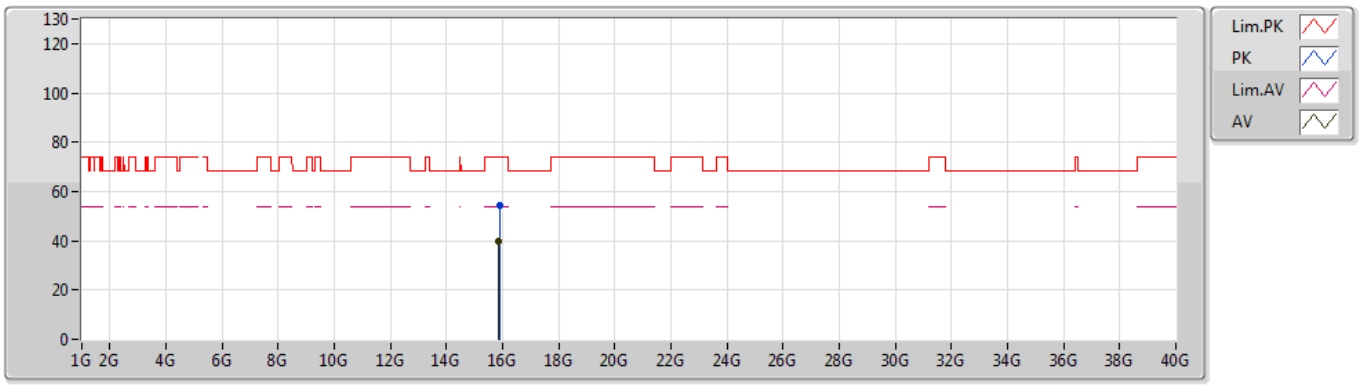

EUT Y_1TX
Setting 13
02-B-J-5

Type	Freq	Level	Limit	Margin	Factor	Dist	Condition	Azimuth	Height	Comment	Raw
	(Hz)	(dBuV/m)	(dBuV/m)	(dB)	(dB)	(m)		(°)	(m)		(dBuV)
PK	15.8916G	54.44	74.00	-19.56	15.14	3	Vertical	342	1.56	-	39.30
AV	15.86064G	39.60	54.00	-14.40	15.22	3	Vertical	342	1.56	-	24.38

802.11ac VHT80_Nss1,(MCS0)_1TX

5290MHz_TX

30/11/2019

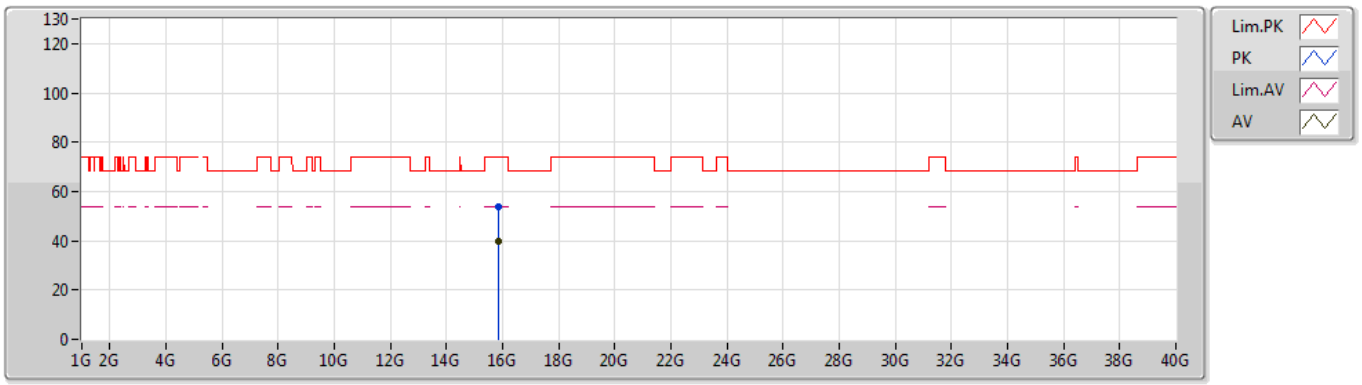

EUT Y_1TX
Setting 13
02-B-J-5

Type	Freq	Level	Limit	Margin	Factor	Dist	Condition	Azimuth	Height	Comment	Raw
	(Hz)	(dBuV/m)	(dBuV/m)	(dB)	(dB)	(m)		(°)	(m)		(dBuV)
PK	15.8532G	53.61	74.00	-20.39	15.25	3	Horizontal	351	1.98	-	38.36
AV	15.84984G	39.57	54.00	-14.43	15.26	3	Horizontal	351	1.98	-	24.31

802.11ac VHT80_Nss1,(MCS0)_1TX

5530MHz_TX

30/11/2019

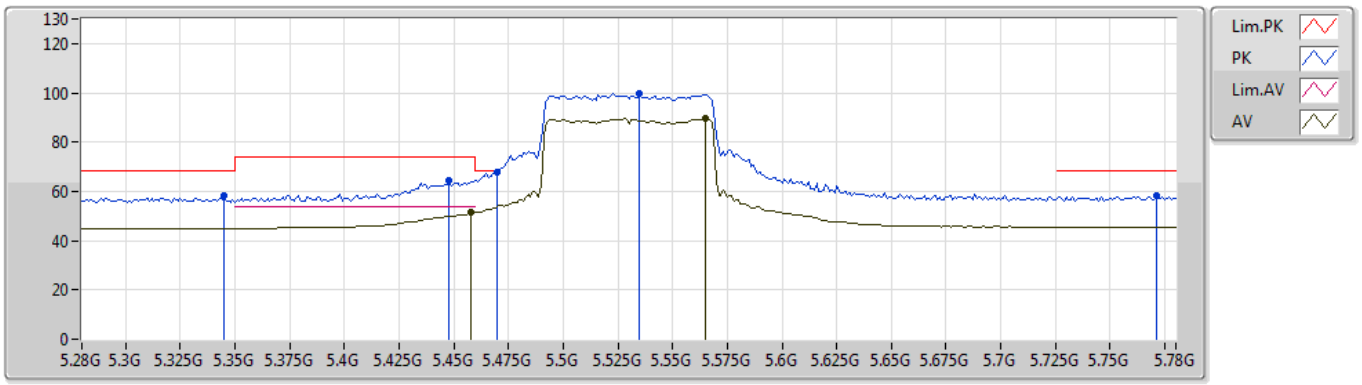

EUT Y_1TX
Setting 10
02-B-J-5-10

Type	Freq	Level	Limit	Margin	Factor	Dist	Condition	Azimuth	Height	Comment	Raw
	(Hz)	(dBuV/m)	(dBuV/m)	(dB)	(dB)	(m)		(°)	(m)		(dBuV)
PK	5.345G	58.06	68.20	-10.14	8.27	3	Vertical	144	1.62	-	49.79
PK	5.448G	64.35	74.00	-9.65	8.42	3	Vertical	144	1.62	-	55.93
AV	5.458G	51.52	54.00	-2.48	8.45	3	Vertical	144	1.62	-	43.07
PK	5.47G	67.94	68.20	-0.26	8.46	3	Vertical	144	1.62	-	59.48
PK	5.535G	99.70	Inf	-Inf	8.54	3	Vertical	144	1.62	-	91.16
AV	5.565G	89.75	Inf	-Inf	8.56	3	Vertical	144	1.62	-	81.19
PK	5.771G	58.37	68.20	-9.83	8.85	3	Vertical	144	1.62	-	49.52

802.11ac VHT80_Nss1,(MCS0)_1TX

5530MHz_TX

30/11/2019

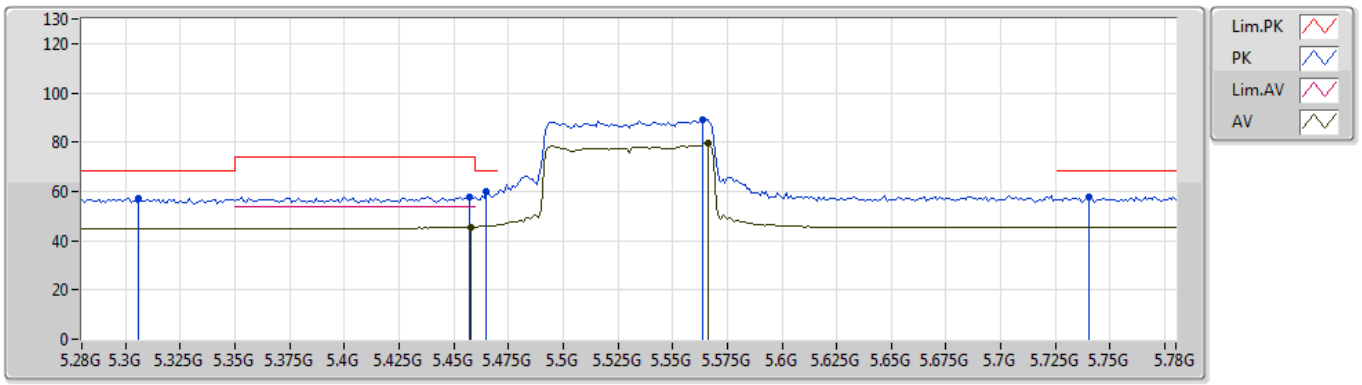

EUT Y_1TX
Setting 10
02-B-J-5-10

Type	Freq	Level	Limit	Margin	Factor	Dist	Condition	Azimuth	Height	Comment	Raw
	(Hz)	(dBuV/m)	(dBuV/m)	(dB)	(dB)	(m)		(°)	(m)		(dBuV)
PK	5.306G	57.43	68.20	-10.77	8.22	3	Horizontal	83	1.68	-	49.21
PK	5.457G	57.91	74.00	-16.09	8.44	3	Horizontal	83	1.68	-	49.47
AV	5.458G	45.50	54.00	-8.50	8.45	3	Horizontal	83	1.68	-	37.05
PK	5.465G	60.06	68.20	-8.14	8.45	3	Horizontal	83	1.68	-	51.61
PK	5.564G	89.09	Inf	-Inf	8.56	3	Horizontal	83	1.68	-	80.53
AV	5.566G	79.34	Inf	-Inf	8.56	3	Horizontal	83	1.68	-	70.78
PK	5.74G	57.94	68.20	-10.26	8.80	3	Horizontal	83	1.68	-	49.14

802.11ac VHT80_Nss1,(MCS0)_1TX

5530MHz_TX

30/11/2019

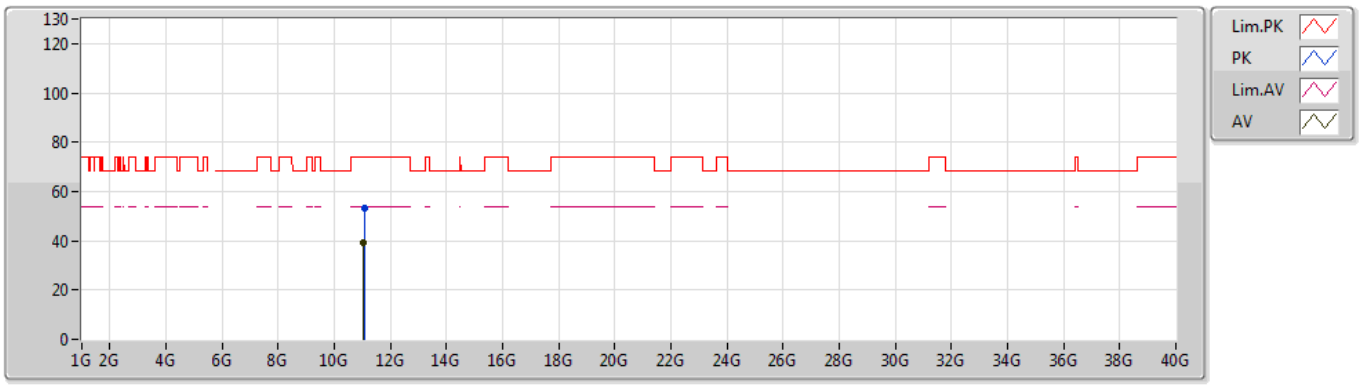

EUT Y_1TX
Setting 10
02-B-J-5

Type	Freq	Level	Limit	Margin	Factor	Dist	Condition	Azimuth	Height	Comment	Raw
	(Hz)	(dBuV/m)	(dBuV/m)	(dB)	(dB)	(m)		(°)	(m)		(dBuV)
PK	11.08844G	53.38	74.00	-20.62	14.38	3	Vertical	300	1.75	-	39.00
AV	11.03192G	38.95	54.00	-15.05	14.31	3	Vertical	300	1.75	-	24.64

802.11ac VHT80_Nss1,(MCS0)_1TX

5530MHz_TX

30/11/2019

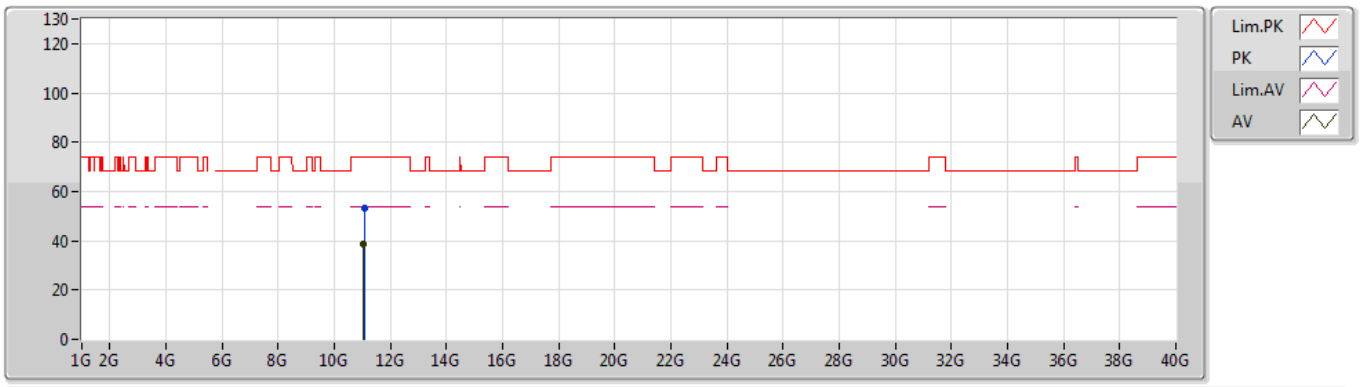

EUT Y_1TX
Setting 10
02-B-J-5

Type	Freq	Level	Limit	Margin	Factor	Dist	Condition	Azimuth	Height	Comment	Raw
	(Hz)	(dBuV/m)	(dBuV/m)	(dB)	(dB)	(m)		(°)	(m)		(dBuV)
PK	11.0708G	53.25	74.00	-20.75	14.36	3	Horizontal	307	1.55	-	38.89
AV	11.03528G	38.90	54.00	-15.10	14.31	3	Horizontal	307	1.55	-	24.59

802.11ac VHT80_Nss1,(MCS0)_1TX

5610MHz_TX

30/11/2019

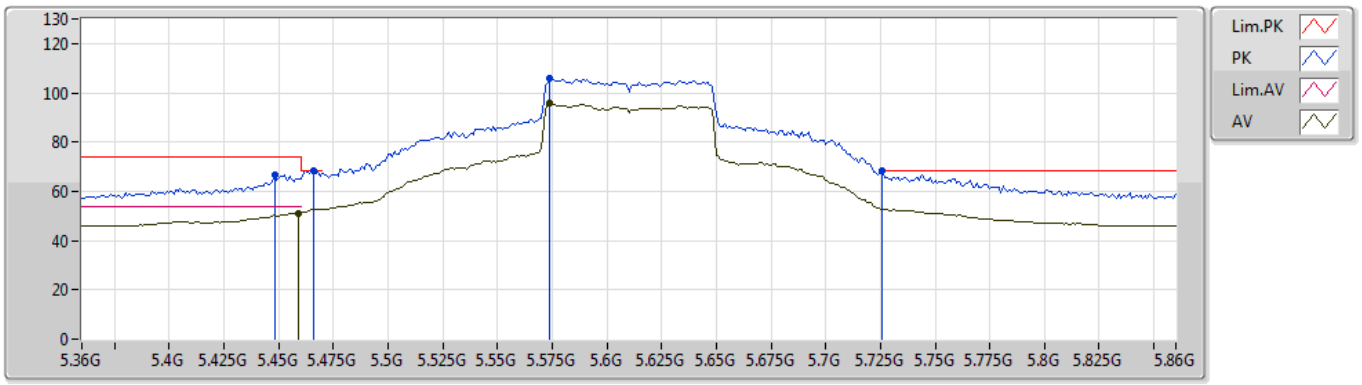

EUT Y_1TX
Setting 1E
02-B-J-5-10

Type	Freq	Level	Limit	Margin	Factor	Dist	Condition	Azimuth	Height	Comment	Raw
	(Hz)	(dBuV/m)	(dBuV/m)	(dB)	(dB)	(m)		(°)	(m)		(dBuV)
PK	5.448G	66.64	74.00	-7.36	8.42	3	Vertical	5	1.85	-	58.22
PK	5.466G	68.14	68.20	-0.06	8.46	3	Vertical	5	1.85	-	59.68
AV	5.459G	51.17	54.00	-2.83	8.45	3	Vertical	5	1.85	-	42.72
PK	5.574G	105.71	Inf	-Inf	8.56	3	Vertical	5	1.85	-	97.15
AV	5.574G	95.58	Inf	-Inf	8.56	3	Vertical	5	1.85	-	87.02
PK	5.726G	68.14	68.20	-0.06	8.79	3	Vertical	5	1.85	-	59.35

802.11ac VHT80_Nss1,(MCS0)_1TX

5610MHz_TX

30/11/2019

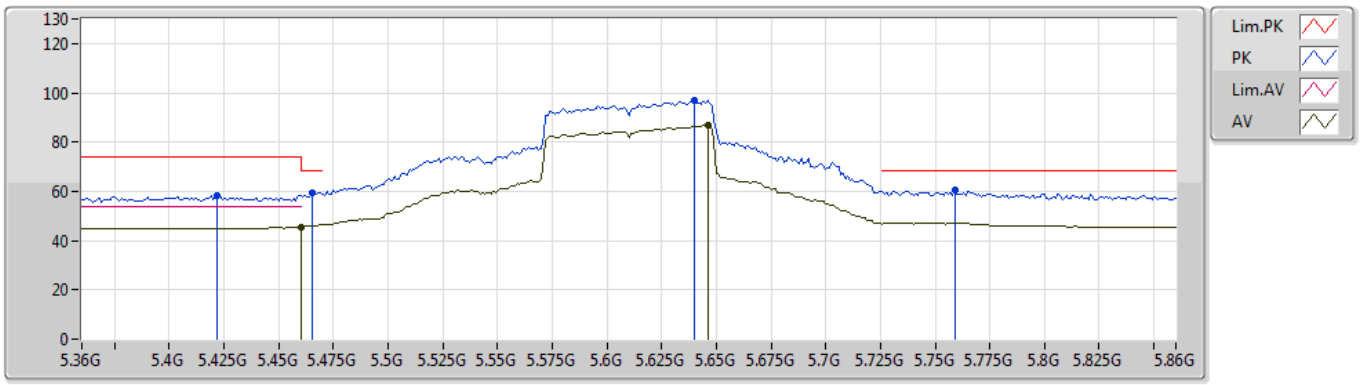

EUT Y_1TX
Setting 1E
02-B-J-5-10

Type	Freq	Level	Limit	Margin	Factor	Dist	Condition	Azimuth	Height	Comment	Raw
	(Hz)	(dBuV/m)	(dBuV/m)	(dB)	(dB)	(m)		(°)	(m)		(dBuV)
PK	5.422G	58.53	74.00	-15.47	8.38	3	Horizontal	262	3.00	-	50.15
PK	5.465G	59.41	68.20	-8.79	8.45	3	Horizontal	262	3.00	-	50.96
AV	5.46G	45.46	54.00	-8.54	8.45	3	Horizontal	262	3.00	-	37.01
PK	5.64G	96.85	Inf	-Inf	8.65	3	Horizontal	262	3.00	-	88.20
AV	5.646G	86.88	Inf	-Inf	8.66	3	Horizontal	262	3.00	-	78.22
PK	5.759G	60.79	68.20	-7.41	8.85	3	Horizontal	262	3.00	-	51.94

802.11ac VHT80_Nss1,(MCS0)_1TX

5610MHz_TX

30/11/2019

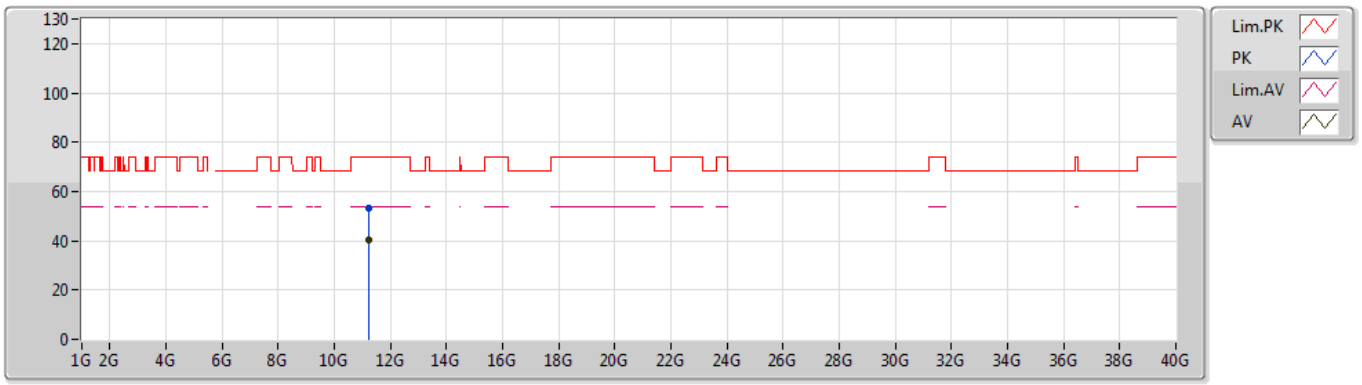

EUT Y_1TX
Setting 1E
02-B-J-5

Type	Freq	Level	Limit	Margin	Factor	Dist	Condition	Azimuth	Height	Comment	Raw
	(Hz)	(dBuV/m)	(dBuV/m)	(dB)	(dB)	(m)		(°)	(m)		(dBuV)
PK	11.229G	53.04	74.00	-20.96	14.55	3	Vertical	182	1.59	-	38.49
AV	11.22012G	40.60	54.00	-13.40	14.55	3	Vertical	182	1.59	-	26.05

802.11ac VHT80_Nss1,(MCS0)_1TX

5610MHz_TX

30/11/2019

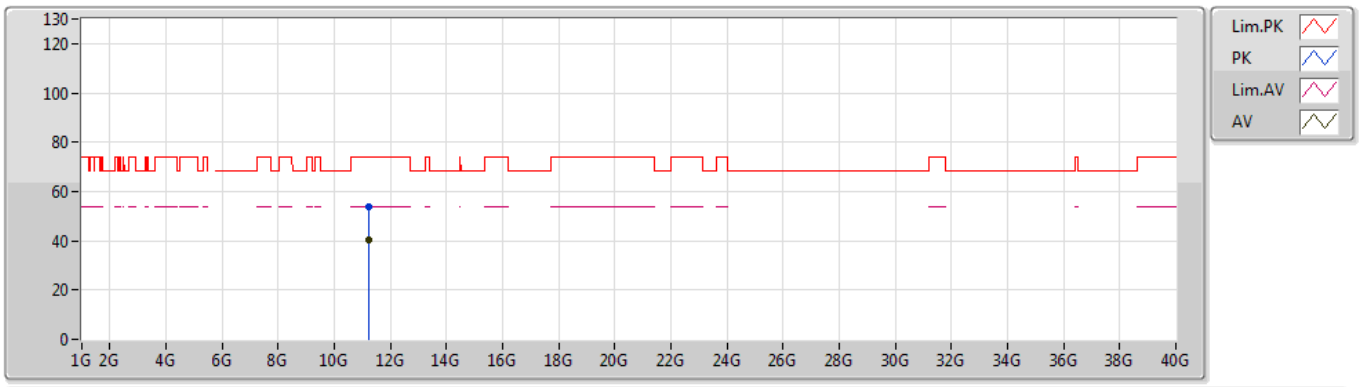

EUT Y_1TX
Setting 1E
02-B-J-5

Type	Freq	Level	Limit	Margin	Factor	Dist	Condition	Azimuth	Height	Comment	Raw
	(Hz)	(dBuV/m)	(dBuV/m)	(dB)	(dB)	(m)		(°)	(m)		(dBuV)
PK	11.23344G	53.99	74.00	-20.01	14.56	3	Horizontal	184	2.18	-	39.43
AV	11.22012G	40.16	54.00	-13.84	14.55	3	Horizontal	184	2.18	-	25.61

802.11ac VHT80_Nss1,(MCS0)_1TX

5775MHz_TX

30/11/2019

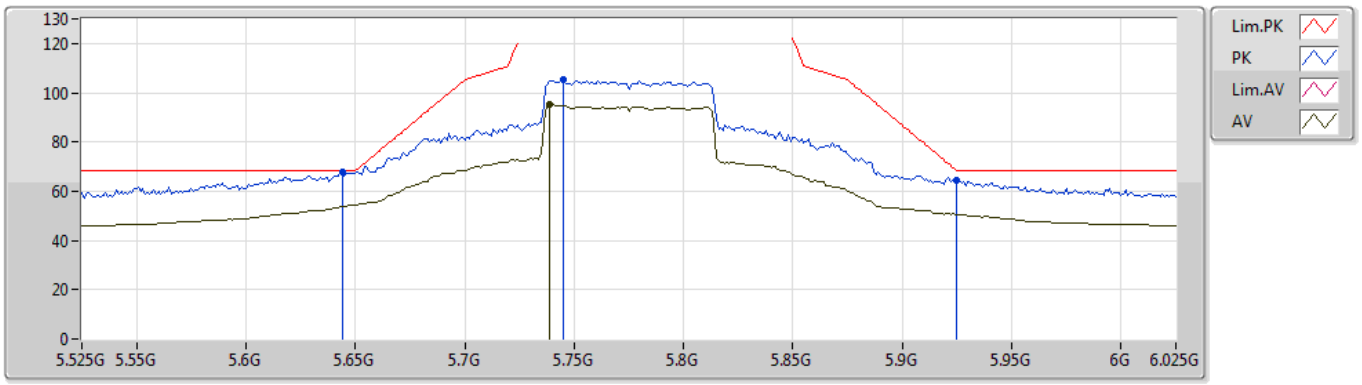

EUT Y_1TX
Setting 1D
02-B-J-5-10

Type	Freq	Level	Limit	Margin	Factor	Dist	Condition	Azimuth	Height	Comment	Raw
	(Hz)	(dBuV/m)	(dBuV/m)	(dB)	(dB)	(m)		(°)	(m)		(dBuV)
PK	5.644G	67.86	68.20	-0.34	8.66	3	Vertical	298	1.73	-	59.20
PK	5.745G	105.08	Inf	-Inf	8.82	3	Vertical	298	1.73	-	96.26
AV	5.739G	95.06	Inf	-Inf	8.80	3	Vertical	298	1.73	-	86.26
PK	5.925G	64.44	68.20	-3.76	8.93	3	Vertical	298	1.73	-	55.51

802.11ac VHT80_Nss1,(MCS0)_1TX

5775MHz_TX

30/11/2019

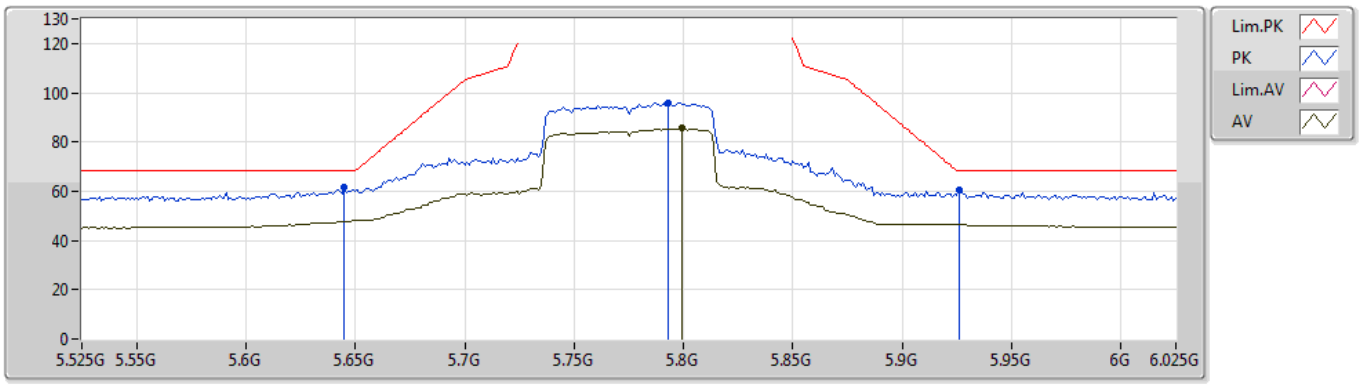

EUT Y_1TX
Setting 1D
02-B-J-5-10

Type	Freq	Level	Limit	Margin	Factor	Dist	Condition	Azimuth	Height	Comment	Raw
	(Hz)	(dBuV/m)	(dBuV/m)	(dB)	(dB)	(m)		(°)	(m)		(dBuV)
PK	5.645G	61.39	68.20	-6.81	8.66	3	Horizontal	262	2.98	-	52.73
PK	5.793G	95.87	Inf	-Inf	8.89	3	Horizontal	262	2.98	-	86.98
AV	5.799G	85.60	Inf	-Inf	8.90	3	Horizontal	262	2.98	-	76.70
PK	5.926G	60.28	68.20	-7.92	8.93	3	Horizontal	262	2.98	-	51.35

802.11ac VHT80_Nss1,(MCS0)_1TX

5775MHz_TX

30/11/2019

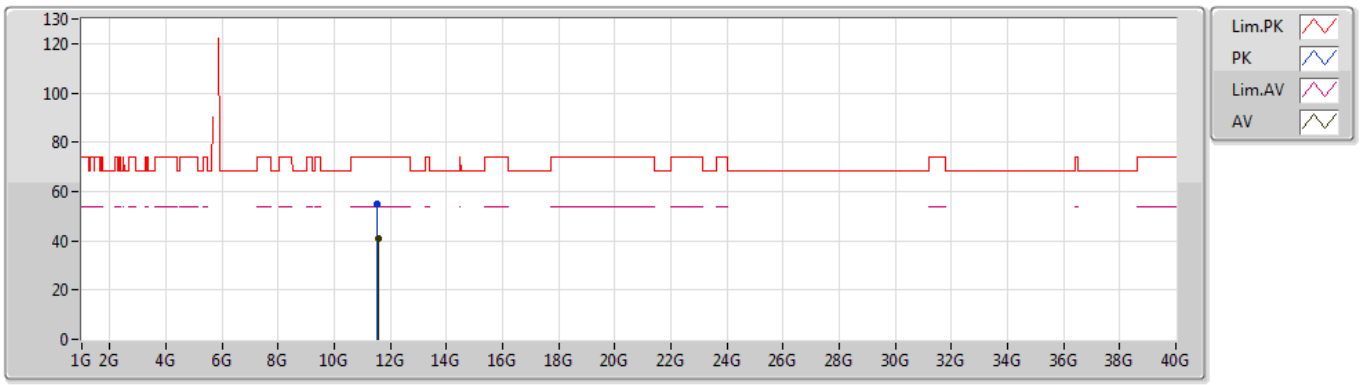

EUT Y_1TX
Setting 1D
02-B-J-5

Type	Freq	Level	Limit	Margin	Factor	Dist	Condition	Azimuth	Height	Comment	Raw
	(Hz)	(dBuV/m)	(dBuV/m)	(dB)	(dB)	(m)		(°)	(m)		(dBuV)
PK	11.54148G	54.79	74.00	-19.21	14.96	3	Vertical	248	2.18	-	39.83
AV	11.54988G	41.10	54.00	-12.90	14.97	3	Vertical	248	2.18	-	26.13

802.11ac VHT80_Nss1,(MCS0)_1TX

5775MHz_TX

30/11/2019

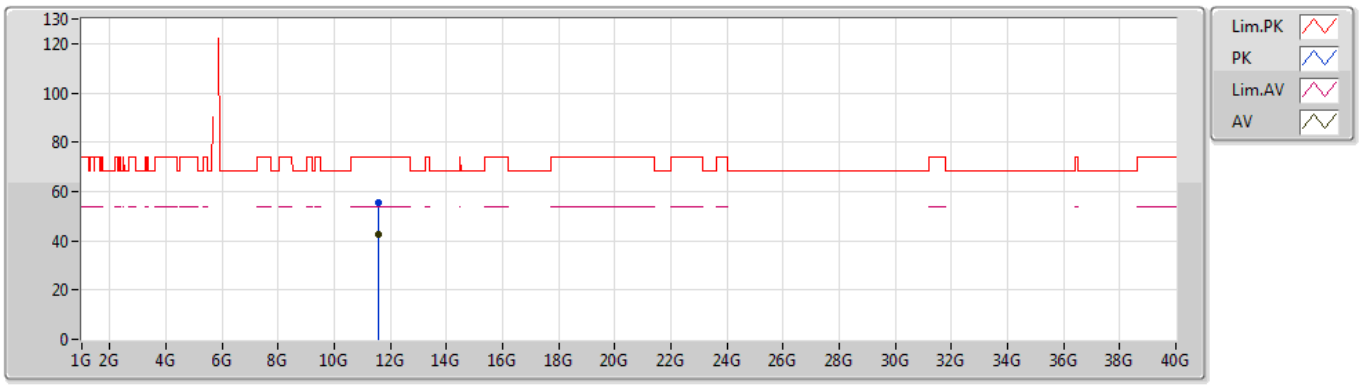

EUT Y_1TX
Setting 1D
02-B-J-5

Type	Freq	Level	Limit	Margin	Factor	Dist	Condition	Azimuth	Height	Comment	Raw
	(Hz)	(dBuV/m)	(dBuV/m)	(dB)	(dB)	(m)		(°)	(m)		(dBuV)
PK	11.57796G	55.24	74.00	-18.76	15.01	3	Horizontal	164	1.65	-	40.23
AV	11.55012G	42.55	54.00	-11.45	14.97	3	Horizontal	164	1.65	-	27.58