NCC Test Report

Equipment	:	**NIU5 WiFi / BLE Module**
Brand Name	:	**Electrolux**
Model Name	:	**NIU5-50**
Applicant	:	台灣櫻花股份有限公司 臺中市大雅區雅潭路 **4** 段 **436** 號
Manufacturer	:	**LITE-ON Technology (Changzhou) CO.LTD** **No.88, Yanghu Road, Wujin Hi-Tech Industrial Development Zone, Jiangsu Province, China** **Zip Code: 213166**
Standard	:	**LP0002 Section 3.10 (2018-01-10)**

The product was received on Oct. 31, 2018, and testing was started from Nov. 20, 2018 and completed on Dec. 01, 2018. . We, SPORTON INTERNATIONAL INC. EMC & Wireless Communications Laboratory, would like to declare that the tested sample has been evaluated in accordance with the procedures given in ANSI C63.10-2013 and shown compliance with the applicable technical standards.

The report must not be used by the client to claim product certification, approval, or endorsement by TAF or any agency of government.

The test results in this report apply exclusively to the tested model / sample. Without written approval of SPORTON INTERNATIONAL INC. EMC & Wireless Communications Laboratory, the test report shall not be reproduced except in full.

Approved by: Phoenix Chen

SPORTON INTERNATIONAL INC. EMC & Wireless Communications Laboratory

No. 52, Huaya 1st Rd., Guishan Dist., Taoyuan City, Taiwan (R.O.C.)

Table of Contents

HISTORY OF THIS TEST REPORT **3**

SUMMARY OF TEST RESULT **4**

1 GENERAL DESCRIPTION **5**

1.1 Information 5
1.2 Testing Applied Standards 7
1.3 Testing Location Information 7
1.4 Measurement Uncertainty 7

2 TEST CONFIGURATION OF EUT **8**

2.1 Test Condition 8
2.2 Test Channel Mode 8
2.3 The Worst Case Measurement Configuration 9
2.4 Support Equipment 10
2.5 Test Setup Diagram 11

3 TRANSMITTER TEST RESULT **15**

3.1 AC Power-line Conducted Emissions 15
3.2 DTS Bandwidth 16
3.3 Maximum Conducted Output Power 17
3.4 Power Spectral Density 19
3.5 Emissions in Non-restricted Frequency Bands 20
3.6 Emissions in Restricted Frequency Bands 21
3.7 Receiver Radiated Spurious Emissions 24

4 TEST EQUIPMENT AND CALIBRATION DATA **27**

APPENDIX A. TEST RESULTS OF AC POWER-LINE CONDUCTED EMISSIONS

APPENDIX B. TEST RESULTS OF DTS BANDWIDTH

APPENDIX C. TEST RESULTS OF MAXIMUM CONDUCTED OUTPUT POWER

APPENDIX D. TEST RESULTS OF POWER SPECTRAL DENSITY

APPENDIX E. TEST RESULTS OF EMISSIONS IN NON-RESTRICTED FREQUENCY BANDS

APPENDIX F. TEST RESULTS OF EMISSIONS IN RESTRICTED FREQUENCY BANDS

APPENDIX G. TEST RESULTS OF RECEIVER RADIATED UNWANTED EMISSIONS

APPENDIX H. TEST PHOTOS

PHOTOGRAPHS OF EUT V01

History of this test report

Report No.	Version	Description	Issued Date
TR8O3112AC	01	Initial issue of report	Jan. 10, 2019

Summary of Test Result

Report Clause	Ref. Std. Clause	Test Items	Result (PASS/FAIL)	Remark
1.1.2	3.10.1.4	Antenna Requirement	PASS	LP0002-2.2
3.1	2.3	AC Power-line Conducted Emissions	PASS	LP0002-2.3
3.2	3.10.1.6	DTS Bandwidth	PASS	≥500kHz
3.3	3.10.1.2	Maximum Conducted Output Power	PASS	Power [dBm]: 30
3.4	3.10.1.6	Power Spectral Density	PASS	PSD [dBm/3kHz]: 8
3.5	3.10.1.5	Emissions in Non-restricted Frequency Bands	PASS	Non-Restricted Bands: > 30 dBc
3.6	3.10.1.5	Emissions in Restricted Frequency Bands	PASS	Restricted Bands: LP0002-2.8
3.7	2.11	Receiver Radiated Unwanted Emissions	PASS	Restricted Bands: LP0002-2.8

Declaration of Conformity:
The test results with all measurement uncertainty excluded are presented in accordance with the regulation limits or requirements declared by manufacturers.
Comments and explanations:
None

Reviewed by: Jackson Tsai

Report Producer: Jenny Yang

1 General Description

1.1 Information

1.1.1 RF General Information

Frequency Range (MHz)	IEEE Std. 802.11	Ch. Frequency (MHz)	Channel Number
2400-2483.5	b, g, n (HT20)	2412-2462	1-11 [11]

Band	Mode	BWch (MHz)	Nant
2.4-2.4835GHz	802.11b	20	1TX
2.4-2.4835GHz	802.11g	20	1TX
2.4-2.4835GHz	802.11n HT20	20	1TX

Note:
- 11b mode uses a combination of DSSS-DBPSK, DQPSK, CCK modulation.
- 11g, HT20 use a combination of OFDM-BPSK, QPSK, 16QAM, 64QAM modulation.
- BWch is the nominal channel bandwidth.

1.1.2 Antenna Information

Ant.	Brand	Model Name	Antenna Type	Connector
1	LITE-ON	-	Printed Antenna	-
2	LITE-ON	-	Printed Antenna	-

Ant.	Port	Gain (dBi)		
		2.4G	5G	BT
1	1	1.7	3.2	-
2	1	-	-	1.5

Note 1: The EUT has two antennas.

For 2.4GHz function:

For IEEE 802.11 b/g/n mode (1TX/1RX)

Only Ant. 1 (port 1) can be used as transmitting/receiving antenna.

For 5GHz function:

For IEEE 802.11 a/an mode (1TX/1RX)

Only Ant. 1 (port 1) can be used as transmitting/receiving antenna.

For BT function:

For IEEE 802.15.1 Bluetooth mode (1TX/1RX)

Only Ant. 2 (port 1) can be used as transmitting/receiving antenna.

1.1.3 EUT Information

Operational Condition				
EUT Power Type	From host system			
EUT Function	☐	Point-to-multipoint	☒	Point-to-point
Beamforming Function	☐	With beamforming	☒	Without beamforming

Type of EUT		
☒	Stand-alone	
☐	Combined (EUT where the radio part is fully integrated within another device)	
	Combined Equipment - Brand Name / Model No.:	…
☐	Plug-in radio (EUT intended for a variety of host systems)	
	Host System - Brand Name / Model No.:	…
☐	Other:	

1.1.4 Mode Test Duty Cycle

Mode	DC	DCF(dB)	T(s)	VBW(Hz) ≥ 1/T
802.11b	0.996	0.017	n/a (DC>=0.98)	n/a (DC>=0.98)
802.11g	0.973	0.119	2.027m	1k
802.11n HT20	0.971	0.128	1.891m	1k

Note. If DC < 0.98, the DCF was added while measuring Output power and PSD.

1.2 Testing Applied Standards

According to the specifications of the manufacturer, the EUT must comply with the requirements of the following standards:

- LP0002 (2018-01-10)
- ANSI C63.10-2013
- KDB 558074 D01 v05
- KDB 662911 D01 v02r01
- ANSI C63.4-2014

1.3 Testing Location Information

Testing Location					
☒	HWA YA	ADD :	No. 52, Huaya 1st Rd., Guishan Dist., Taoyuan City, Taiwan (R.O.C.)		
		TEL :	886-3-327-3456	FAX :	886-3-327-0973
☐	JHUBEI	ADD :	No.8, Ln. 724, Bo'ai St., Zhubei City, Hsinchu County, Taiwan (R.O.C.)		
		TEL :	886-3-656-9065	FAX :	886-3-656-9085

Test Condition	Test Site No.	Test Engineer	Test Environment	Test Date
RF Conducted (For TX)	TH06-HY	Dexter	25°C / 57%	20/Nov/2018
RF Conducted (For RX)	TH06-HY	Dexter	25°C / 57%	20/Nov/2018
Radiated (For TX)	03CH09-HY	Kevin	21.6°C / 64%	20/Nov/2018
Radiated (For RX)	03CH09-HY	Kevin	23.2°C / 58%	30/Nov/2018
AC Conduction (For TX)	CO04-HY	Andy	23.3°C / 61%	21/Nov/2018
AC Conduction (For RX)	CO04-HY	Andy	24.1°C / 63%	01/Dec/2018

1.4 Measurement Uncertainty

ISO/IEC 17025 requires that an estimate of the measurement uncertainties associated with the emissions test results be included in the report. The measurement uncertainties given below are based on a 95% confidence level (based on a coverage factor (k=2)

Test Items	Uncertainty	Remark
Conducted Emission (150kHz ~ 30MHz)	3.54 dB	Confidence levels of 95%
Radiated Emission (9kHz ~ 30MHz)	1.6 dB	Confidence levels of 95%
Radiated Emission (30MHz ~ 1,000MHz)	4.3 dB	Confidence levels of 95%
Radiated Emission (1GHz ~ 18GHz)	3.9 dB	Confidence levels of 95%
Radiated Emission (18GHz ~ 40GHz)	3.5 dB	Confidence levels of 95%
Conducted Emission	1.3 dB	Confidence levels of 95%
Temperature	0.7 ℃	Confidence levels of 95%
Humidity	4 %	Confidence levels of 95%

2 Test Configuration of EUT

2.1 Test Condition

RF Conducted	Abbreviation	Remark
TnomVnom	Tnom	20°C
-	Vnom	120V

2.2 Test Channel Mode

Test Software Version	QSPR 5.0-00163

Mode	Power Setting
802.11b_Nss1,(1Mbps)_1TX	-
2412MHz	16
2437MHz	16
2462MHz	17
802.11g_Nss1,(6Mbps)_1TX	-
2412MHz	15.5
2417MHz	17
2422MHz	21.5
2427MHz	23
2432MHz	24
2437MHz	24
2442MHz	23
2447MHz	21
2452MHz	19
2457MHz	17.5
2462MHz	14.5
802.11n HT20_Nss1,(MCS0)_1TX	-
2412MHz	15
2417MHz	17.5
2422MHz	21
2427MHz	22.5
2432MHz	23.5
2437MHz	23.5
2442MHz	22.5
2447MHz	21
2452MHz	18.5
2457MHz	17
2462MHz	13.5

2.3 The Worst Case Measurement Configuration

The Worst Case Mode for Following Conformance Tests	
Tests Item	AC power-line conducted emissions
Condition	AC power-line conducted measurement for line and neutral
Operating Mode	CTX & CRX
1	USB mode

The Worst Case Mode for Following Conformance Tests	
Tests Item	DTS Bandwidth Maximum Conducted Output Power Power Spectral Density Emissions in Non-restricted Frequency Bands
Test Condition	Conducted measurement at transmit chains

The Worst Case Mode for Following Conformance Tests			
Tests Item	Emissions in Restricted Frequency Bands Receiver Radiated Unwanted Emissions		
Test Condition	Radiated measurement If EUT consist of multiple antenna assembly (multiple antenna are used in EUT regardless of spatial multiplexing MIMO configuration), the radiated test should be performed with highest antenna gain of each antenna type.		
Operating Mode < 1GHz	CTX & CRX		
1	USB mode		
Operating Mode > 1GHz	CTX & CRX		
Orthogonal Planes of EUT	**X Plane**	**Y Plane**	**Z Plane**
Worst Planes of EUT		V	

The Worst Case Mode for Following Conformance Tests	
Tests Item	Simultaneous Transmission Analysis
Operating Mode	CTX
1	Bluetooth+WLAN 2.4GHz
2	Bluetooth+WLAN 5GHz
Refer to Sporton Test Report No.: FA8O3112 for Co-location RF Exposure Evaluation.	

2.4 Support Equipment

Support Equipment – RF Conducted				
No.	**Equipment**	**Brand Name**	**Model Name**	**BSMI**
1	Notebook	DELL	E5410	R33002
2	Adapter for NB	DELL	HA65NM130	R35737
3	AC Power Source	GW	APS-9102	-
4	Test Fixture	LITE-ON	WCBN3512A_EVB	-

Support Equipment – Radiated Emission				
No.	**Equipment**	**Brand Name**	**Model Name**	**BSMI**
1	Notebook	DELL	E5410	-
2	Adapter	DELL	LA90PS0-00	-
3	Test Fixture	LITE-ON	WCBN3512A_EVB	-
4	USB Cable	-	-	-
5	Mouse(USB)	DELL	MS 111-L	-
6	iPod	APPLE	A1199	-

Support Equipment – AC Conduction				
No.	**Equipment**	**Brand Name**	**Model Name**	**BSMI**
1	Notebook	DELL	E5410	-
2	Adapter	DELL	AA90PM111	-
3	Test Fixture	LITE-ON	WCBN3512A_EVB	-
4	USB Cable	-	-	-
5	Mouse(USB)	DELL	MS 111-L	-
6	iPod	APPLE	A1199	-

2.5 Test Setup Diagram

Test Setup Diagram – AC Line Conducted Emission Test - TX

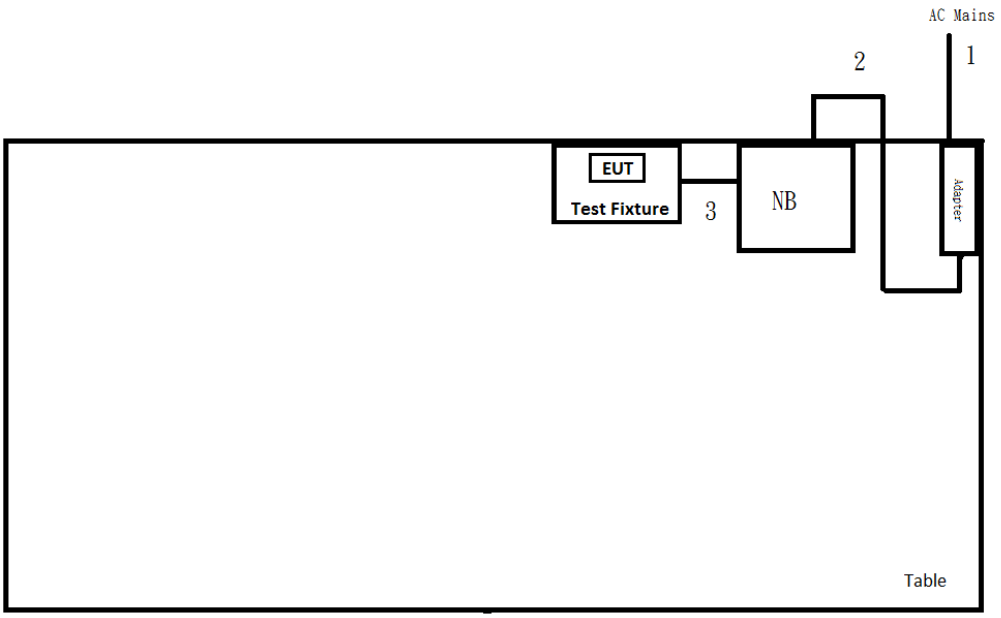

Item	Connection	Shielded	Length(m)	Remark
1	AC Power line	No	1.8m	-
2	DC Power line	No	1.5m	-
3	USB Cable	No	0.3m	-

Test Setup Diagram – AC Line Conducted Emission Test - RX

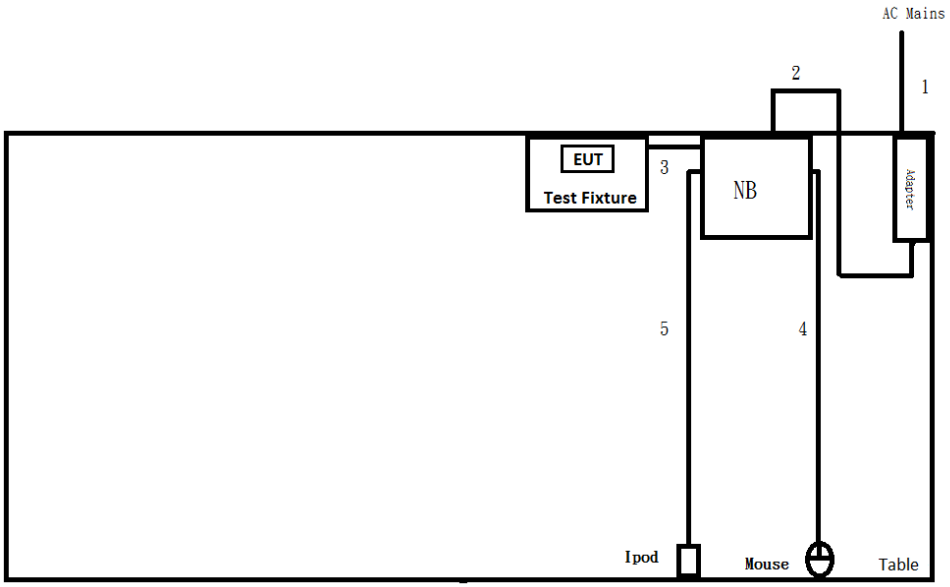

Item	Connection	Shielded	Length(m)	Remark
1	AC Power line	No	1.8m	-
2	DC Power line	No	1.5m	-
3	USB Cable	No	0.3m	-
4	USB Cable	No	1.8m	-
5	USB Cable	No	1.5m	-

Test Setup Diagram - Radiated Test -TX

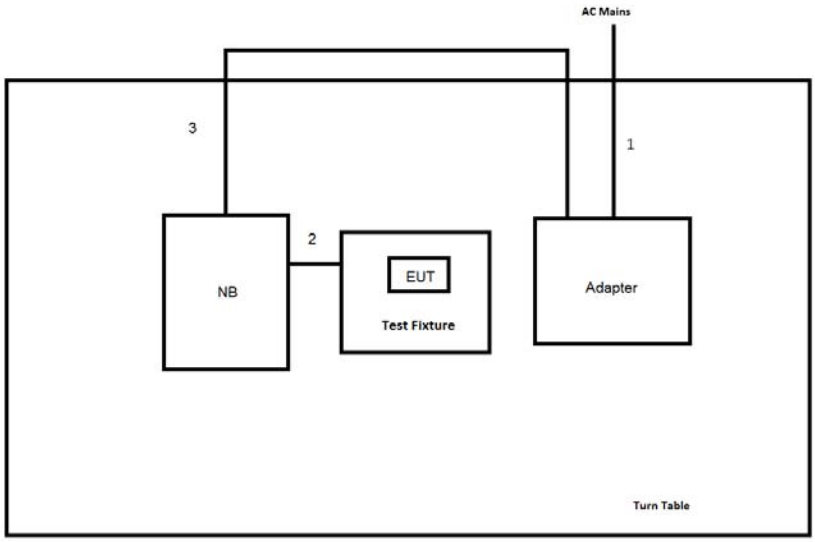

Item	Connection	Shielded	Length(m)	Remark
1	AC Power line	No	1.8m	-
2	USB cable	No	0.3m	-
3	DC Power line	No	1.5m	-

Test Setup Diagram - Radiated Test -RX

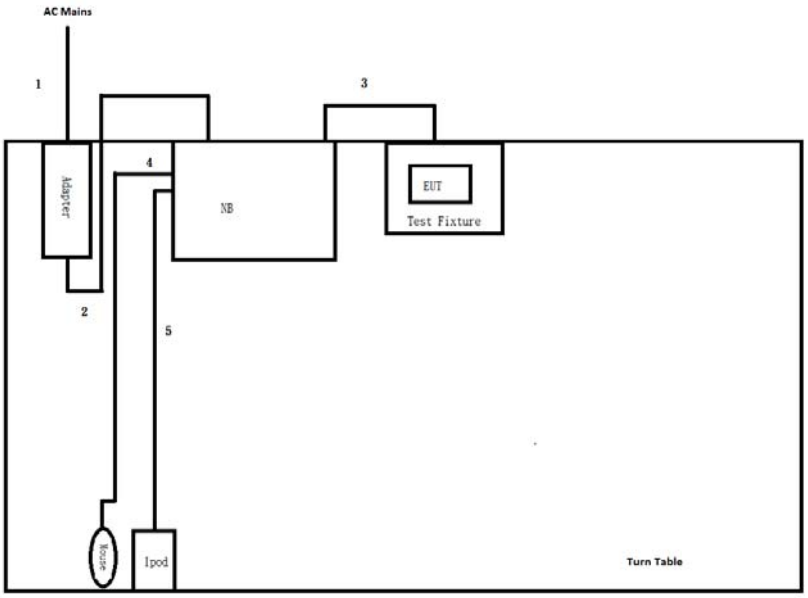

Item	Connection	Shielded	Length(m)	Remark
1	AC Power line	No	1.8m	-
2	DC Power line	No	1.5m	-
3	USB cable	No	0.3m	-
4	USB cable	No	1.8m	-
5	USB cable	No	1.5m	-

3 Transmitter Test Result

3.1 AC Power-line Conducted Emissions

3.1.1 AC Power-line Conducted Emissions Limit

AC Power-line Conducted Emissions Limit		
Frequency Emission (MHz)	**Quasi-Peak**	**Average**
0.15-0.5	66 - 56 *	56 - 46 *
0.5-5	56	46
5-30	60	50
Note 1: * Decreases with the logarithm of the frequency.		

3.1.2 Measuring Instruments

Refer a test equipment and calibration data table in this test report.

3.1.3 Test Procedures

Test Method
☒ Refer as ANSI C63.10-2013, clause 6.2 for AC power-line conducted emissions.

3.1.4 Test Setup

AC Power-line Conducted Emissions

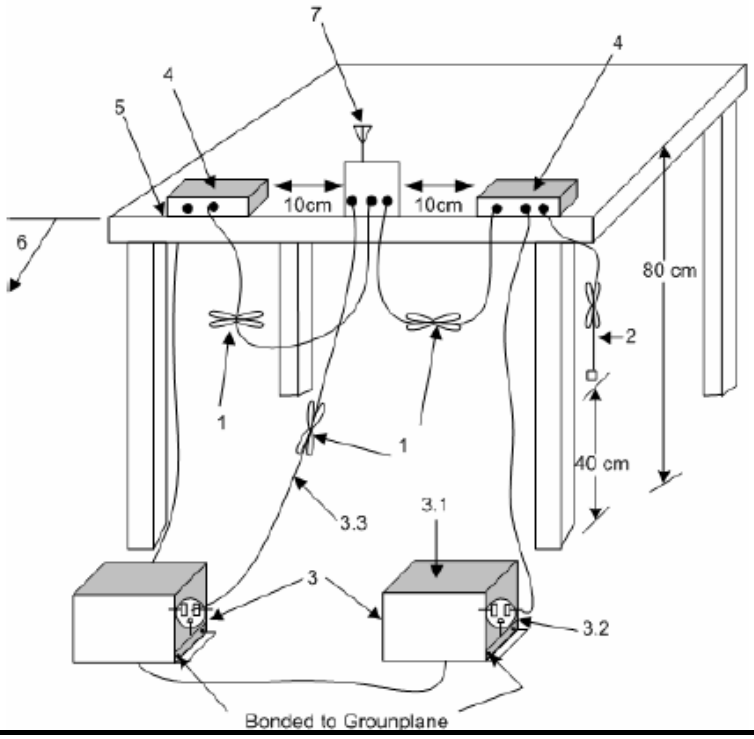

3.1.5 Test Result of AC Power-line Conducted Emissions

Refer as Appendix A

3.2 DTS Bandwidth

3.2.1 6dB Bandwidth Limit

6dB Bandwidth Limit
Systems using digital modulation techniques:
▪ 6 dB bandwidth ≥ 500 kHz.

3.2.2 Measuring Instruments

Refer a test equipment and calibration data table in this test report.

3.2.3 Test Procedures

Test Method	
▪ For the emission bandwidth shall be measured using one of the options below:	
	☒ Refer as KDB 558074. clause 8.2 (11.8 of ANSI C63.10) DTS bandwidth measurement.
	☐ Refer as RSS-Gen, clause 6.7 for occupied bandwidth testing.
	☐ Refer as ANSI C63.10, clause 6.9.3 for occupied bandwidth testing.

3.2.4 Test Setup

Emission Bandwidth



3.2.5 Test Result of Emission Bandwidth

Refer as Appendix B

3.3 Maximum Conducted Output Power

3.3.1 Maximum Conducted Output Power Limit

Maximum Conducted Output Power Limit			
	▪ If $G_{TX} \leq 6$ dBi, then $P_{Out} \leq 30$ dBm (1 W)		
	▪ Point-to-multipoint systems (P2M): If $G_{TX} > 6$ dBi, then $P_{Out} = 30 – (G_{TX} – 6)$ dBm		
	▪ Point-to-point systems (P2P): If $G_{TX} > 6$ dBi, then $P_{Out} = 30 – (G_{TX} – 6)/3$ dBm		
	▪ Smart antenna system (SAS):		
		- Single beam: If $G_{TX} > 6$ dBi, then $P_{Out} = 30 – (G_{TX} – 6)/3$ dBm	
		- Overlap beam: If $G_{TX} > 6$ dBi, then $P_{Out} = 30 – (G_{TX} – 6)/3$ dBm	
		- Aggregate power on all beams: If $G_{TX} > 6$ dBi, then $P_{Out} = 30 – (G_{TX} – 6)/3 + 8$dB dBm	
e.i.r.p. Power Limit:			
▪ 2400-2483.5 MHz Band			
	▪ Point-to-multipoint systems (P2M): $P_{eirp} \leq 36$ dBm (4 W)		
	▪ Point-to-point systems (P2P): $P_{eirp} \leq MAX(36, [P_{Out} + G_{TX}])$ dBm		
	▪ Smart antenna system (SAS)		
		- Single beam: $P_{eirp} \leq MAX(36, P_{Out} + G_{TX})$ dBm	
		- Overlap beam: $P_{eirp} \leq MAX(36, P_{Out} + G_{TX})$ dBm	
		- Aggregate power on all beams: $P_{eirp} \leq MAX(36, [P_{Out} + G_{TX} + 8])$ dBm	
P_{Out} = maximum peak conducted output power or maximum conducted output power in dBm, **G_{TX}** = the maximum transmitting antenna directional gain in dBi.			

3.3.2 Measuring Instruments

Refer a test equipment and calibration data table in this test report.

3.3.3 Test Procedures

Test Method	
▪ Maximum Peak Conducted Output Power	
	☐ Refer as KDB 558074, clause 8.3.1.1 (11.9.1.1 of ANSI C63.10) RBW ≥ EBW method.
	☐ Refer as KDB 558074, clause 8.3.1.2 (11.9.1.2 of ANSI C63.10) integrated band power method.
	☐ Refer as KDB 558074, clause 8.3.1.3 (11.9.1.3 of ANSI C63.10) peak power meter.
▪ Maximum Average Conducted Output Power	
	☐ Refer as KDB 558074, clause 8.3.2.2 (11.9.2.2 of ANSI C63.10) using a spectrum analyzer.
	☒ Refer as KDB 558074, clause 8.3.2.3 (11.9.2.3 of ANSI C63.10) using a power meter.
▪ For conducted measurement.	
	▪ If the EUT supports multiple transmit chains using options given below: Refer as KDB 662911, In-band power measurements. Using the measure-and-sum approach, measured all transmit ports individually. Sum the power (in linear power units e.g., mW) of all ports for each individual sample and save them.
	▪ If multiple transmit chains, EIRP calculation could be following as methods: $P_{total} = P_1 + P_2 + \ldots + P_n$ (calculated in linear unit [mW] and transfer to log unit [dBm]) $EIRP_{total} = P_{total} + DG$

3.3.4 Test Setup

Maximum Conducted Output Power (Power Meter)

3.3.5 Test Result of Maximum Conducted Output Power

Refer as Appendix C

3.4 Power Spectral Density

3.4.1 Power Spectral Density Limit

Power Spectral Density Limit
▪ Power Spectral Density (PSD) ≤ 8 dBm/3kHz

3.4.2 Measuring Instruments

Refer a test equipment and calibration data table in this test report.

3.4.3 Test Procedures

Test Method		
▪ Peak power spectral density procedures that the same method as used to determine the conducted output power. If maximum peak conducted output power was measured to demonstrate compliance to the output power limit, then the peak PSD procedure below (Method PKPSD) shall be used. If maximum conducted output power was measured to demonstrate compliance to the output power limit, then one of the average PSD procedures shall be used, as applicable based on the following criteria (the peak PSD procedure is also an acceptable option).		
	☒ Refer as KDB 558074, clause 8.4 (11.10 of ANSI C63.10) Method PKPSD.	
▪ For conducted measurement.		
	▪ If The EUT supports multiple transmit chains using options given below:	
		▪ Measure and sum the spectra across the outputs. Refer as KDB 662911, In-band power spectral density (PSD). Sample all transmit ports simultaneously using a spectrum analyzer for each transmit port. Where the trace bin-by-bin of each transmit port summing can be performed. (i.e., in the first spectral bin of output 1 is summed with that in the first spectral bin of output 2 and that from the first spectral bin of output 3, and so on up to the NTX output to obtain the value for the first frequency bin of the summed spectrum.). Add up the amplitude (power) values for the different transmit chains and use this as the new data trace.

3.4.4 Test Setup

Power Spectral Density


3.4.5 Test Result of Power Spectral Density

Refer as Appendix D

3.5 Emissions in Non-restricted Frequency Bands

3.5.1 Emissions in Non-restricted Frequency Bands Limit

Un-restricted Band Emissions Limit	
RF output power procedure	**Limit (dB)**
Peak output power procedure	20
Average output power procedure	30

Note 1: If the peak output power procedure is used to measure the fundamental emission power to demonstrate compliance to requirements, then the peak conducted output power measured within any 100 kHz outside the authorized frequency band shall be attenuated by at least 20 dB relative to the maximum measured in-band peak PSD level.

Note 2: If the average output power procedure is used to measure the fundamental emission power to demonstrate compliance to requirements, then the power in any 100 kHz outside of the authorized frequency band shall be attenuated by at least 30 dB relative to the maximum measured in-band average PSD level.

3.5.2 Measuring Instruments

Refer a test equipment and calibration data table in this test report.

3.5.3 Test Procedures

Test Method
▪ Refer as KDB 558074, clause 8.5 (11.11 of ANSI C63.10) for non-restricted frequency bands.

3.5.4 Test Setup

Emissions in Non-restricted Frequency Bands

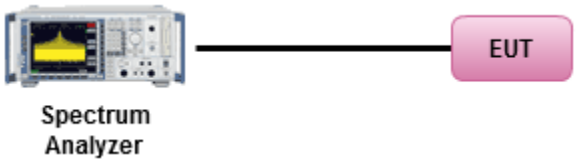

3.5.5 Test Result of Emissions in Non-restricted Frequency Bands

Refer as Appendix E

3.6 Emissions in Restricted Frequency Bands

3.6.1 Emissions in Restricted Frequency Bands Limit

Restricted Band Emissions Limit			
Frequency Range (MHz)	**Field Strength (uV/m)**	**Field Strength (dBuV/m)**	**Measure Distance (m)**
0.009~0.490	2400/F(kHz)	48.5 - 13.8	300
0.490~1.705	24000/F(kHz)	33.8 - 23	30
1.705~30.0	30	29	30
30~88	100	40	3
88~216	150	43.5	3
216~960	200	46	3
Above 960	500	54	3

Note 1: Test distance for frequencies at or above 30 MHz, measurements may be performed at a distance other than the limit distance provided they are not performed in the near field and the emissions to be measured can be detected by the measurement equipment. When performing measurements at a distance other than that specified, the results shall be extrapolated to the specified distance using an extrapolation factor of 20 dB/decade (inverse of linear distance for field-strength measurements, inverse of linear distance-squared for power-density measurements).

Note 2: Test distance for frequencies at below 30 MHz, measurements may be performed at a distance closer than the EUT limit distance; however, an attempt should be made to avoid making measurements in the near field. When performing measurements below 30 MHz at a closer distance than the limit distance, the results shall be extrapolated to the specified distance by either making measurements at a minimum of two or more distances on at least one radial to determine the proper extrapolation factor or by using the square of an inverse linear distance extrapolation factor (40 dB/decade). The test report shall specify the extrapolation method used to determine compliance of the EUT.

Note 3: Using the distance of 1m during the test for above 18 GHz, and the test value to correct for the distance factor at 3m.

3.6.2 Measuring Instruments

Refer a test equipment and calibration data table in this test report.

3.6.3 Test Procedures

Test Method	
▪ The average emission levels shall be measured in [duty cycle ≥ 98 or duty factor].	
▪ Refer as ANSI C63.10, clause 6.10.3 band-edge testing shall be performed at the lowest frequency channel and highest frequency channel within the allowed operating band.	
▪ For the transmitter unwanted emissions shall be measured using following options below:	
	▪ Refer as KDB 558074, clause 8.6 (11.12 of ANSI C63.10) for restricted frequency bands.
▪ For the transmitter band-edge emissions shall be measured using following options below:	
	▪ Refer as KDB 558074 clause 8.7.1, When the performing peak or average radiated measurements, emissions within 2 MHz of the authorized band edge may be measured using the marker-delta method described below.
	▪ Refer as KDB 558074, clause 8.7.2 (6.10.6 of ANSI C63.10) for marker-delta method for band-edge measurements.
	▪ Refer as KDB 558074, clause 8.7.3 for narrower resolution bandwidth (100kHz) using the band power and summing the spectral levels (i.e., 1 MHz).
▪ Use the following spectrum analyzer settings:	
	▪ Set RBW=100 kHz for f < 1 GHz; VBW=3 * RBW; Sweep = auto; Detector function = peak; Trace = max hold.
	▪ Set RBW = 1 MHz, VBW= 3MHz for f ≥ 1 GHz for peak measurement. For average measurement, refer as 1.1.4.

3.6.4 Test Setup

Emissions in Restricted Frequency Bands
9kHz ~30MHz

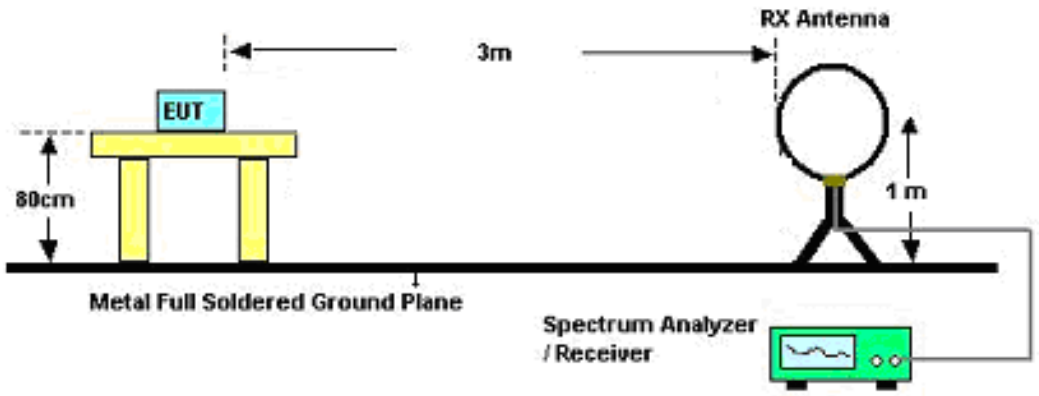

30MHz~1GHz

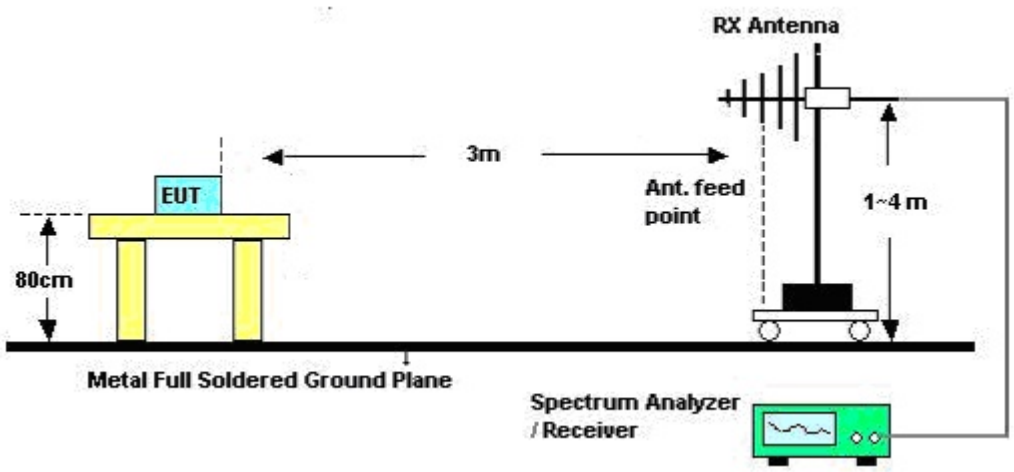

Above 1GHz

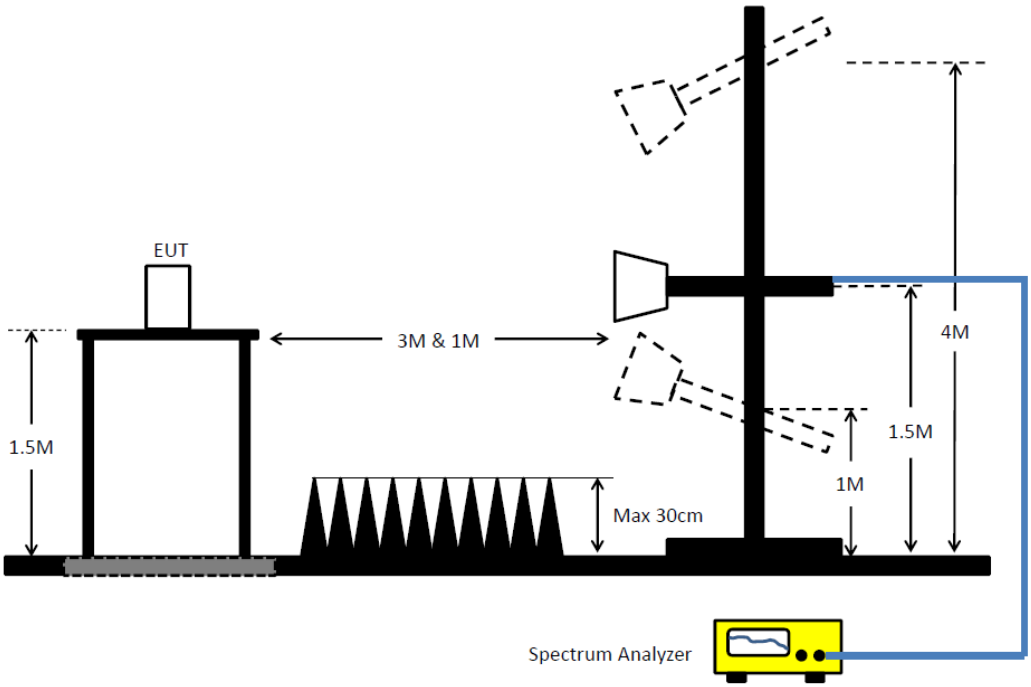

3.6.5 Test Result of Emissions in Restricted Frequency Bands (Below 30MHz)

The amplitude of spurious emissions which are attenuated by more than 20dB below the permissible value has no need to be reported.

3.6.6 Test Result of Emissions in Restricted Frequency Bands

Refer as Appendix F

3.7 Receiver Radiated Spurious Emissions

3.7.1 Receiver in Radiated Spurious Emissions Limit

Restricted Spurious Emissions Limit			
Frequency Range (MHz)	**Field Strength (uV/m)**	**Field Strength (dBuV/m)**	**Measure Distance (m)**
0.009~0.490	2400/F(kHz)	48.5 - 13.8	300
0.490~1.705	24000/F(kHz)	33.8 - 23	30
1.705~30.0	30	29	30
30~88	100	40	3
88~216	150	43.5	3
216~960	200	46	3
Above 960	500	54	3

Note 1: Test distance for frequencies at or above 30 MHz, measurements may be performed at a distance other than the limit distance provided they are not performed in the near field and the emissions to be measured can be detected by the measurement equipment. When performing measurements at a distance other than that specified, the results shall be extrapolated to the specified distance using an extrapolation factor of 20 dB/decade (inverse of linear distance for field-strength measurements, inverse of linear distance-squared for power-density measurements).

Note 2: Test distance for frequencies at below 30 MHz, measurements may be performed at a distance closer than the EUT limit distance; however, an attempt should be made to avoid making measurements in the near field. When performing measurements below 30 MHz at a closer distance than the limit distance, the results shall be extrapolated to the specified distance by either making measurements at a minimum of two or more distances on at least one radial to determine the proper extrapolation factor or by using the square of an inverse linear distance extrapolation factor (40 dB/decade). The test report shall specify the extrapolation method used to determine compliance of the EUT.

3.7.2 Measuring Instruments

Refer a test equipment and calibration data table in this test report.

3.7.3 Test Procedures

Test Method	
☒	The search for spurious emissions shall be from the lowest frequency internally generated or used in the receiver (e.g. local oscillator, intermediate or carrier frequency), or 30 MHz, whichever is higher, to at least 3 times the highest tuneable or local oscillator frequency, whichever is higher, without exceeding 40 GHz.
☒	Measurements may be performed at a distance other than the limit distance provided they are not performed in the near field and the emissions to be measured can be detected by the measurement equipment. When performing measurements at a distance other than that specified, the results shall be extrapolated to the specified distance using an extrapolation factor of 20 dB/decade (inverse of linear distance for field-strength measurements, inverse of linear distance-squared for power-density measurements).
☒	For radiated measurement, refer as ANSI C63.4, clause 8.3.
☒	Refer as ANSI C63.4, clause 8.3.1.1 and 8.3.2.1 for radiated emissions from below 30 MHz.
☒	Refer as ANSI C63.4, clause 8.3.1.1 and 8.3.2.1 for radiated emissions from 30 MHz-1 GHz. For the peak measurement is fully sufficient, as the max field strength as measured with the Peak-Detector meets the QP-Limit so that the QP level does not need to be reported in addition.
☒	Refer as ANSI C63.4, clause 8.3.1.2 and 8.3.2.2 for radiated emissions from above 1 GHz. For the peak measurement is fully sufficient, as the max field strength as measured with the Peak-Detector meets the AV-Limit so that the AV level does not need to be reported in addition.
☒	All amplitude of spurious emissions that are attenuated by more than 30 dB below the permissible value has no need to be reported.

3.7.4 Test Setup

Receiver Spurious and Out of Band Emissions (9 kHz - 30 MHz)

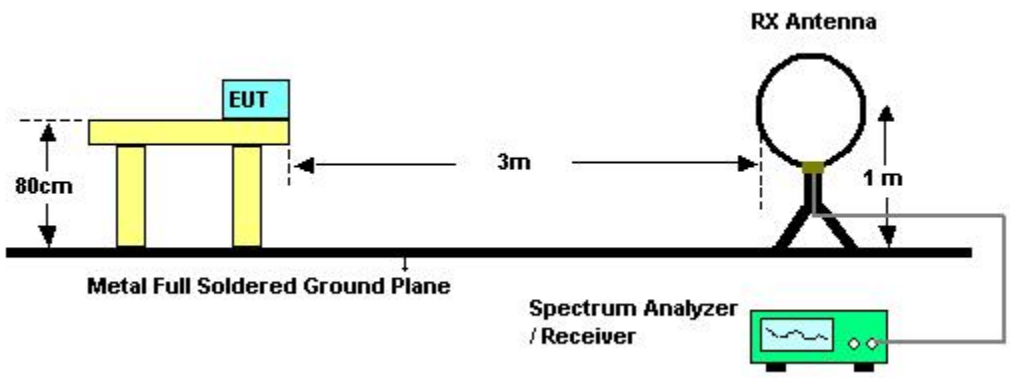

Receiver Radiated Unwanted Emissions (below 1GHz)

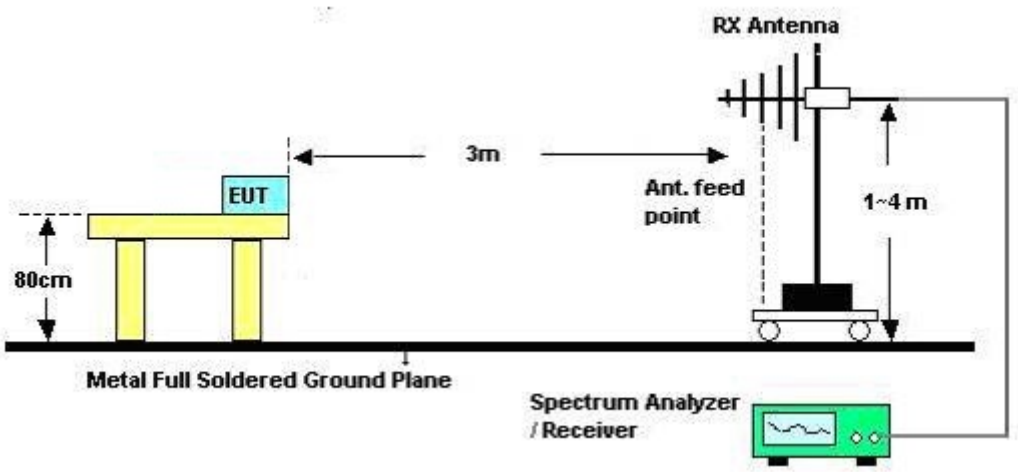

Receiver Radiated Unwanted Emissions (above 1GHz)

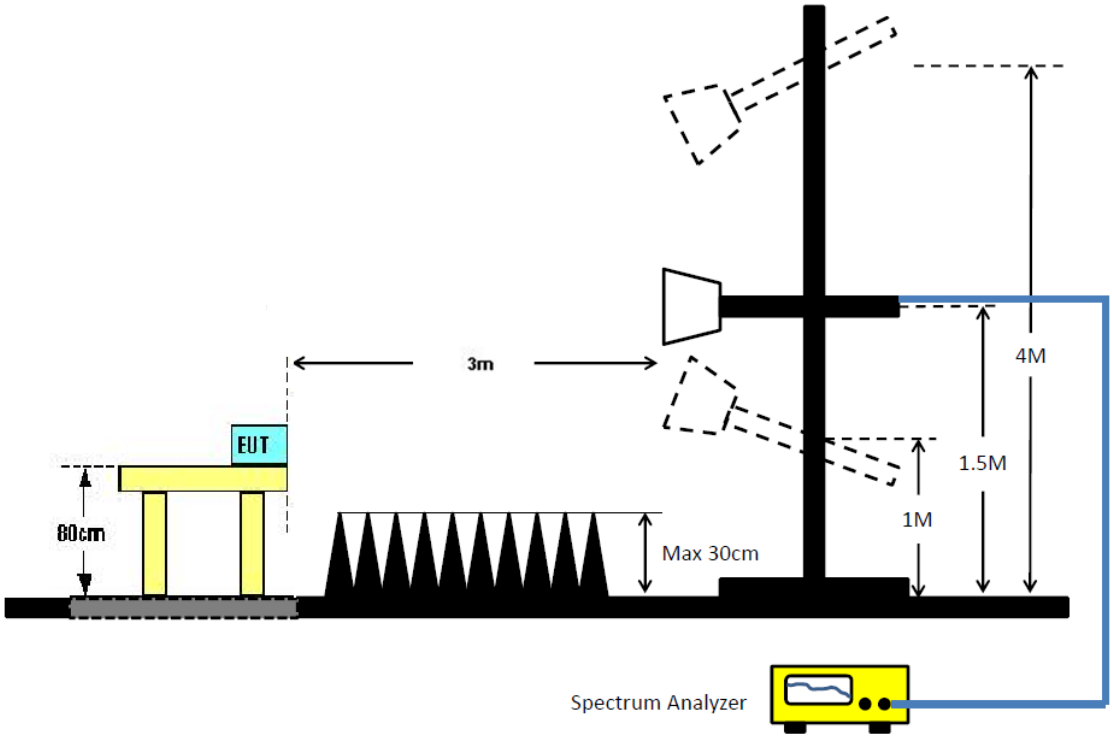

3.7.5 Receiver Radiated Unwanted Emissions (Below 30MHz)

The amplitude of spurious emissions which are attenuated by more than 20dB below the permissible value has no need to be reported.

3.7.6 Test Result of Receiver Radiated Unwanted Emissions

Refer as Appendix G

4 Test Equipment and Calibration Data

Instrument for AC Conduction

Instrument	Manufacturer	Model No.	Serial No.	Spec.	Calibration Date	Calibration Due Date
EMC Receiver	R&S	ESR	102051	9KHz ~ 3.6GHz	03/May/2018	02/May/2019
LISN	R&S	ENV216	101295	9kHz ~ 30MHz	08/Nov/2018	07/Nov/2019
RF Cable-CON	MTJ	RG142	CB002-CO	9kHz ~ 200MHz	17/Sep/2018	16/Sep/2019
AC POWER	APC	AFC-11005G	F310050055	47Hz~63Hz 5~300V	NCR	NCR
Impuls Begrenzer Pulse Limiter	SCHWARZBECK	VTSD 9561-F	9561-F041	9 kHz ~ 30 MHz	12/Oct/2018	11/Oct/2019

NCR : Non-Calibration Require

Instrument for Radiated Test

Instrument	Manufacturer	Model No.	Serial No.	Spec.	Calibration Date	Calibration Due Date
3m Semi Anechoic Chamber	TDK	SAC-3M	03CH09-HY	30MHz ~ 1GHz	23/Apr/2018	22/Apr/2019
3m Semi Anechoic Chamber	TDK	SAC-3M	03CH09-HY	1GHz ~ 18GHz	14/Jun/2018	13/Jun/2019
Microwave Preamplifier	Agilent	8449B	3008A02096	1GHz ~ 26.5GHz	10/May/2018	09/May/2019
Amplifier	EMC	EMC9135	980232	9KHz~1GHz	27/Apr/2018	26/Apr/2019
EXA Signal Analyzer	KEYSIGHT	N9010A	MY54200885	10Hz ~ 44GHz	31/Jul/2018	30/Jul/2019
EMI Test Receiver	Rohde & Schwarz	ESCS 30	100354	9kHz ~ 2.75GHz	08/Dec/2017	07/Dec/2018
Bilog Antenna & 5dB Attenuator	TESEQ & MTJ	CBL6111D & MTJ6102-05	35418 / 3	30MHz~1GHz	02/Oct/2018	03/Oct/2019
Double Ridged Guide Horn Antenna	SCHWARZBECK	BBHA 9120 D	BBHA9120 D 1534	1GHz~18GHz	30/Apr/2018	29/Apr/2019
Broadband Horn Antenna	SCHWARZBECK	BBHA 9170	BBHA9170614	18GHz~40GHz	09/Feb/2018	08/Feb/2019
Preamplifier	MITEQ	TTA1840-35-HG	1864481	18GHz ~ 40GHz	24/Aug/2018	23/Aug/2019
Loop Antenna	TESEQ	HLA 6120	31244	9k-30MHz	29/Mar/2018	28/Mar/2019
RF Cable-R03m	Jye Bao	RG142	CB031	9kHz ~ 1GHz	01/Feb/2018	31/Jan/2019
RF Cable-high	HUBER+SUHNER	SUCOFLEX104	SN 556626/4 + 556627	1GHz ~ 40GHz	14/Mar/2018	13/Mar/2019

Instrument for Conducted Test

Instrument	Manufacturer	Model No.	Serial No.	Spec.	Calibration Date	Calibration Due Date
Signal Analyzer	R&S	FSV40	101500	10Hz ~ 40GHz	18/Jul/2018	17/Jul/2019
Power Sensor	Anritsu	MA2411B	1339407	300MHz ~ 40GHz	17/Nov/2018	16/Nov/2019
Power Meter	Anritsu	ML2495A	1517010	300MHz ~ 40GHz	17/Nov/2018	16/Nov/2019
RF Cable-1.5m	HUBER+ SUHNER	SUCOFLEX_104	MY12585/4	30MHz ~ 26.5GHz	26/Jan/2018	25/Jan/2019
RF Cable-0.2m	HUBER+ SUHNER	SUCOFLEX_104	MY10710/4	30MHz ~ 26.5GHz	26/Jan/2018	25/Jan/2019
RF Cable-0.2m	HUBER+ SUHNER	SUCOFLEX_104	MY10709/4	30MHz ~ 26.5GHz	26/Jan/2018	25/Jan/2019
Signal Generator	R&S	SMB100A	175727	100kHz~40GHz	26/Oct/2018	25/Oct/2019

AC Power-line Conducted Emissions Result			
Operating Mode	1	**Power Phase**	Neutral
Operating Function	USB Mode - TX		

AC Conduction

21/11/2018

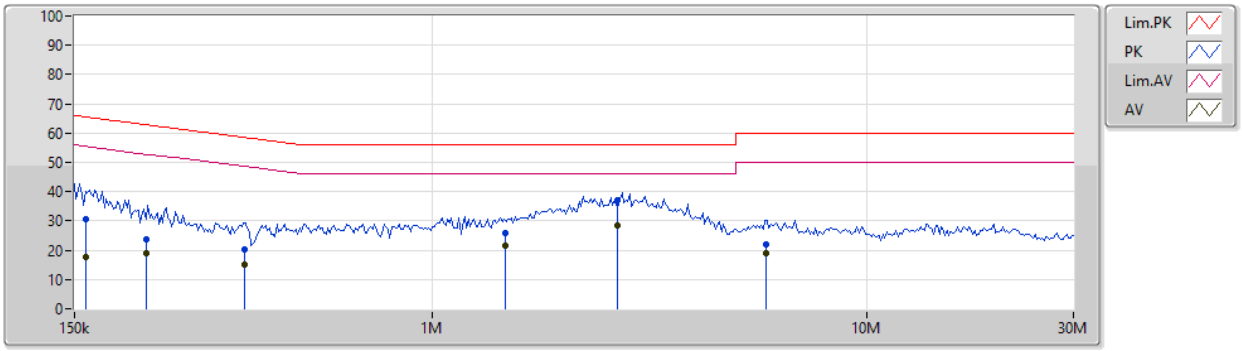

Type	Freq	Level	Limit	Margin	Factor	Condition	Comment	Raw	LISN	CL	AT
	(Hz)	(dBuV)	(dBuV)	(dB)	(dB)			(dBuV)	(dB)	(dB)	(dB)
QP	159.515k	30.68	65.48	-34.80	19.66	Neutral	-	11.02	9.63	0.03	10.00
AV	159.515k	17.76	55.48	-37.72	19.66	Neutral	-	-1.90	9.63	0.03	10.00
QP	219.288k	23.57	62.85	-39.28	19.63	Neutral	-	3.94	9.62	0.01	10.00
AV	219.288k	18.99	52.85	-33.86	19.63	Neutral	-	-0.64	9.62	0.01	10.00
QP	368.653k	20.09	58.52	-38.43	19.70	Neutral	-	0.39	9.61	0.09	10.00
AV	368.653k	15.18	48.52	-33.34	19.70	Neutral	-	-4.52	9.61	0.09	10.00
QP	1.469M	25.92	56.00	-30.08	19.64	Neutral	-	6.28	9.63	0.01	10.00
AV	1.469M	21.46	46.00	-24.54	19.64	Neutral	-	1.82	9.63	0.01	10.00
QP	2.674M	36.86	56.00	-19.14	19.67	Neutral	-	17.19	9.63	0.04	10.00
AV	2.674M	28.58	46.00	-17.42	19.67	Neutral	"Worst"	8.91	9.63	0.04	10.00
QP	5.876M	21.96	60.00	-38.04	19.79	Neutral	-	2.17	9.66	0.13	10.00
AV	5.876M	18.89	50.00	-31.11	19.79	Neutral	-	-0.90	9.66	0.13	10.00

Note 1: “>20dB” means emission levels that exceed the level of 20 dB below the applicable limit.
Note 2: “N/F” means Nothing Found emissions (No emissions were detected.)

AC Power-line Conducted Emissions Result			
Operating Mode	1	**Power Phase**	Line
Operating Function	USB Mode - TX		

AC Conduction

21/11/2018

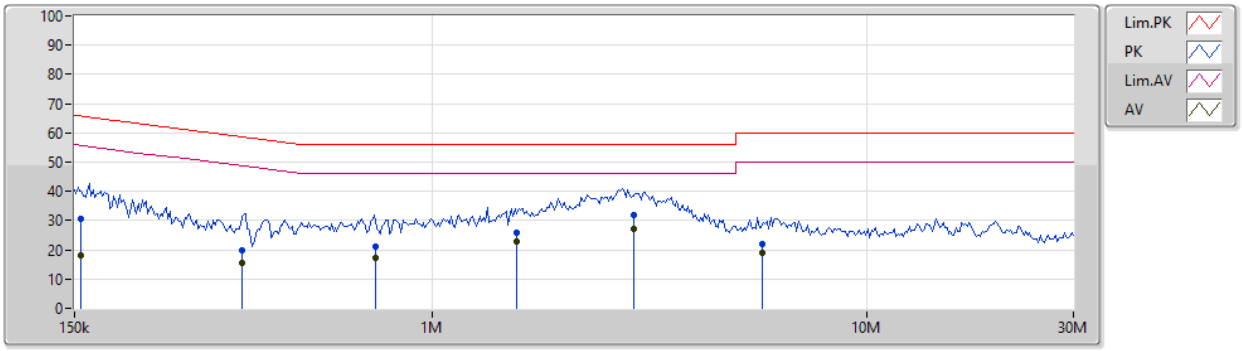

Type	Freq	Level	Limit	Margin	Factor	Condition	Comment	Raw	LISN	CL	AT
	(Hz)	(dBuV)	(dBuV)	(dB)	(dB)			(dBuV)	(dB)	(dB)	(dB)
QP	155.101k	30.72	65.71	-34.99	19.65	Line	-	11.07	9.62	0.03	10.00
AV	155.101k	18.21	55.71	-37.50	19.65	Line	-	-1.44	9.62	0.03	10.00
QP	365.035k	19.96	58.62	-38.66	19.70	Line	-	0.26	9.61	0.09	10.00
AV	365.035k	15.44	48.62	-33.18	19.70	Line	-	-4.26	9.61	0.09	10.00
QP	740.909k	20.93	56.00	-35.07	19.64	Line	-	1.29	9.61	0.03	10.00
AV	740.909k	17.08	46.00	-28.92	19.64	Line	-	-2.56	9.61	0.03	10.00
QP	1.568M	25.96	56.00	-30.04	19.63	Line	-	6.33	9.62	0.01	10.00
AV	1.568M	22.69	46.00	-23.31	19.63	Line	-	3.06	9.62	0.01	10.00
QP	2.92M	31.77	56.00	-24.23	19.68	Line	-	12.09	9.63	0.05	10.00
AV	2.92M	27.14	46.00	-18.86	19.68	Line	"Worst"	7.46	9.63	0.05	10.00
QP	5.772M	22.04	60.00	-37.96	19.77	Line	-	2.27	9.64	0.13	10.00
AV	5.772M	18.92	50.00	-31.08	19.77	Line	-	-0.85	9.64	0.13	10.00

Note 1: ">20dB" means emission levels that exceed the level of 20 dB below the applicable limit.
Note 2: "N/F" means Nothing Found emissions (No emissions were detected.)

AC Power-line Conducted Emissions Result			
Operating Mode	1	**Power Phase**	Neutral
Operating Function	USB Mode - RX		

AC Conduction

01/12/2018

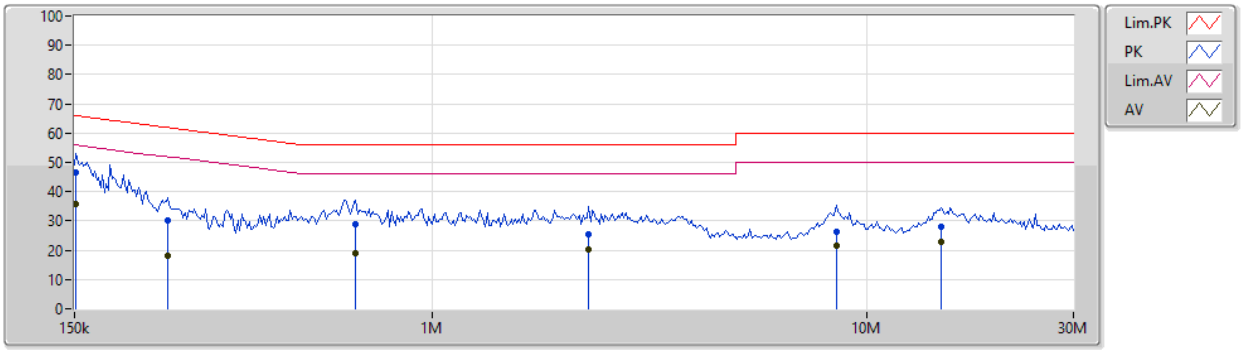

Type	Freq	Level	Limit	Margin	Factor	Condition	Comment	Raw	LISN	CL	AT
	(Hz)	(dBuV)	(dBuV)	(dB)	(dB)			(dBuV)	(dB)	(dB)	(dB)
QP	151.5k	46.58	65.92	-19.34	19.67	Neutral	"Worst"	26.91	9.63	0.04	10.00
AV	151.5k	35.66	55.92	-20.26	19.67	Neutral	-	15.99	9.63	0.04	10.00
QP	246.695k	29.96	61.87	-31.91	19.65	Neutral	-	10.31	9.62	0.03	10.00
AV	246.695k	17.91	51.87	-33.96	19.65	Neutral	-	-1.74	9.62	0.03	10.00
QP	667.263k	29.00	56.00	-27.00	19.66	Neutral	-	9.34	9.62	0.04	10.00
AV	667.263k	19.06	46.00	-26.94	19.66	Neutral	-	-0.60	9.62	0.04	10.00
QP	2.292M	25.47	56.00	-30.53	19.65	Neutral	-	5.82	9.63	0.02	10.00
AV	2.292M	20.05	46.00	-25.95	19.65	Neutral	-	0.40	9.63	0.02	10.00
QP	8.523M	26.49	60.00	-33.51	19.86	Neutral	-	6.63	9.68	0.18	10.00
AV	8.523M	21.70	50.00	-28.30	19.86	Neutral	-	1.84	9.68	0.18	10.00
QP	14.879M	28.01	60.00	-31.99	19.73	Neutral	-	8.28	9.70	0.03	10.00
AV	14.879M	23.03	50.00	-26.97	19.73	Neutral	-	3.30	9.70	0.03	10.00

Note 1: “>20dB” means emission levels that exceed the level of 20 dB below the applicable limit.
Note 2: “N/F” means Nothing Found emissions (No emissions were detected.)

AC Power-line Conducted Emissions Result			
Operating Mode	1	**Power Phase**	Line
Operating Function	USB Mode - RX		

AC Conduction

01/12/2018

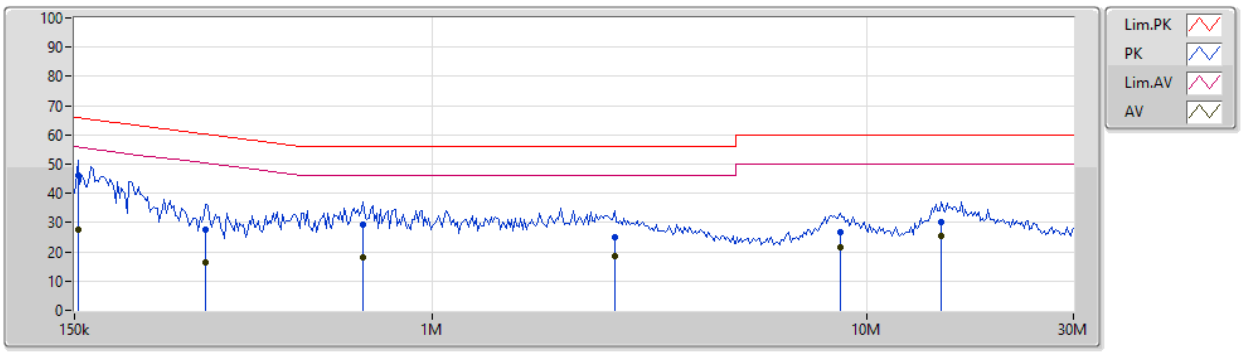

Type	Freq	Level	Limit	Margin	Factor	Condition	Comment	Raw	LISN	CL	AT
	(Hz)	(dBuV)	(dBuV)	(dB)	(dB)			(dBuV)	(dB)	(dB)	(dB)
QP	153.015k	45.98	65.83	-19.85	19.66	Line	"Worst"	26.32	9.62	0.04	10.00
AV	153.015k	27.80	55.83	-28.03	19.66	Line	-	8.14	9.62	0.04	10.00
QP	301.015k	27.38	60.21	-32.83	19.67	Line	-	7.71	9.61	0.06	10.00
AV	301.015k	16.39	50.21	-33.82	19.67	Line	-	-3.28	9.61	0.06	10.00
QP	694.357k	29.18	56.00	-26.82	19.65	Line	-	9.53	9.61	0.04	10.00
AV	694.357k	17.94	46.00	-28.06	19.65	Line	-	-1.71	9.61	0.04	10.00
QP	2.634M	24.96	56.00	-31.04	19.65	Line	-	5.31	9.62	0.03	10.00
AV	2.634M	18.46	46.00	-27.54	19.65	Line	-	-1.19	9.62	0.03	10.00
QP	8.694M	26.56	60.00	-33.44	19.84	Line	-	6.72	9.66	0.18	10.00
AV	8.694M	21.76	50.00	-28.24	19.84	Line	-	1.92	9.66	0.18	10.00
QP	14.879M	30.14	60.00	-29.86	19.67	Line	-	10.47	9.64	0.03	10.00
AV	14.879M	25.43	50.00	-24.57	19.67	Line	-	5.76	9.64	0.03	10.00

Note 1: “>20dB” means emission levels that exceed the level of 20 dB below the applicable limit.
Note 2: “N/F” means Nothing Found emissions (No emissions were detected.)

Summary

Mode	Max-N dB (Hz)	Max-OBW (Hz)	ITU-Code	Min-N dB (Hz)	Min-OBW (Hz)
2.4-2.4835GHz	-	-	-	-	-
802.11b_Nss1,(1Mbps)_1TX	10.05M	13.818M	13M8G1D	10.05M	13.743M
802.11g_Nss1,(6Mbps)_1TX	16.325M	26.412M	26M4D1D	16.3M	16.467M
802.11n HT20_Nss1,(MCS0)_1TX	17.55M	27.186M	27M2D1D	17.125M	17.641M

Max-N dB = Maximum 6dB down bandwidth; **Max-OBW** = Maximum 99% occupied bandwidth;
Min-N dB = Minimum 6dB down bandwidth; **Min-OBW** = Minimum 99% occupied bandwidth;

Result

Mode	Result	Limit (Hz)	Port 1-N dB (Hz)	Port 1-OBW (Hz)
802.11b_Nss1,(1Mbps)_1TX	-	-	-	-
2412MHz_TnomVnom	Pass	500k	10.05M	13.743M
2437MHz_TnomVnom	Pass	500k	10.05M	13.793M
2462MHz_TnomVnom	Pass	500k	10.05M	13.818M
802.11g_Nss1,(6Mbps)_1TX	-	-	-	-
2412MHz_TnomVnom	Pass	500k	16.325M	16.467M
2437MHz_TnomVnom	Pass	500k	16.3M	26.412M
2462MHz_TnomVnom	Pass	500k	16.3M	16.467M
802.11n HT20_Nss1,(MCS0)_1TX	-	-	-	-
2412MHz_TnomVnom	Pass	500k	17.55M	17.641M
2437MHz_TnomVnom	Pass	500k	17.125M	27.186M
2462MHz_TnomVnom	Pass	500k	17.55M	17.666M

Port X-N dB = Port **X** 6dB down bandwidth; **Port X-OBW** = Port **X** 99% occupied bandwidth;

802.11b_Nss1,(1Mbps)_1TX — EBW

2412MHz

20/11/2018

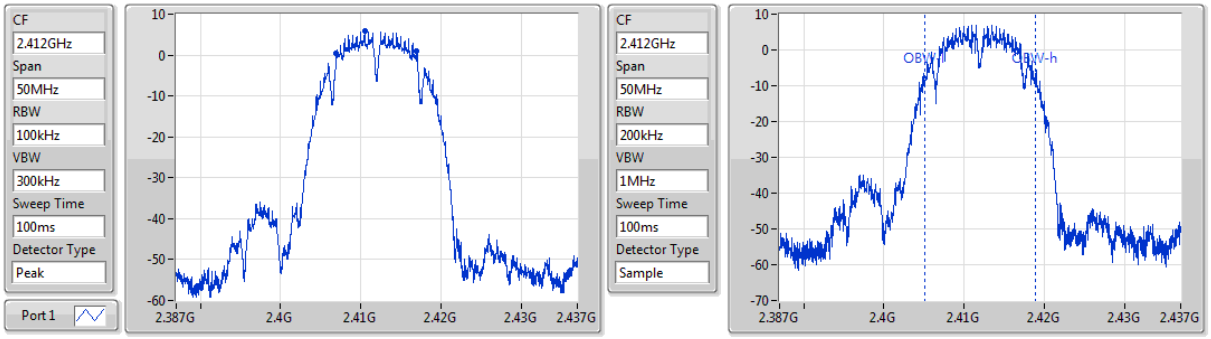

6dB(Hz)	Fl-6dB(Hz)	Fh-6dB(Hz)	OBW(Hz)	Fl-OBW(Hz)	Fh-OBW(Hz)	Limit(Hz)	Port
10.05M	2.40695G	2.417G	13.743M	2.405103G	2.418847G	500k	1

802.11b_Nss1,(1Mbps)_1TX — EBW

2437MHz

20/11/2018

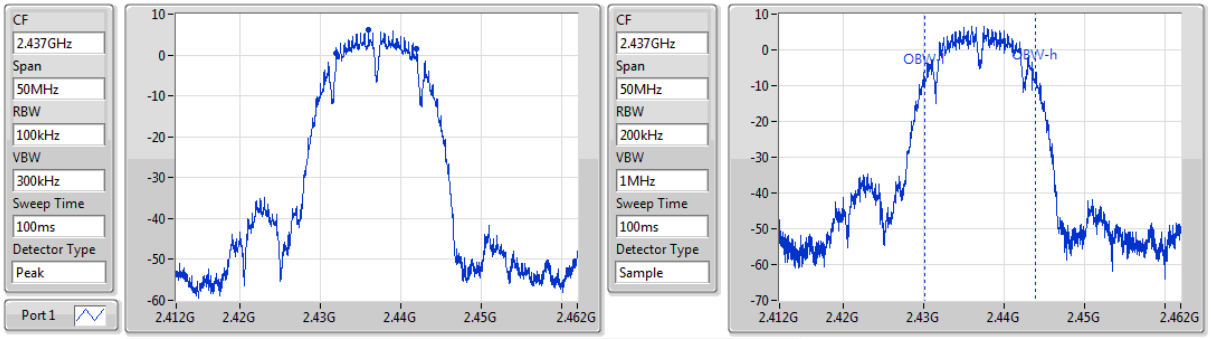

6dB(Hz)	Fl-6dB(Hz)	Fh-6dB(Hz)	OBW(Hz)	Fl-OBW(Hz)	Fh-OBW(Hz)	Limit(Hz)	Port
10.05M	2.43195G	2.442G	13.793M	2.430103G	2.443897G	500k	1

802.11b_Nss1,(1Mbps)_1TX — EBW

2462MHz

20/11/2018

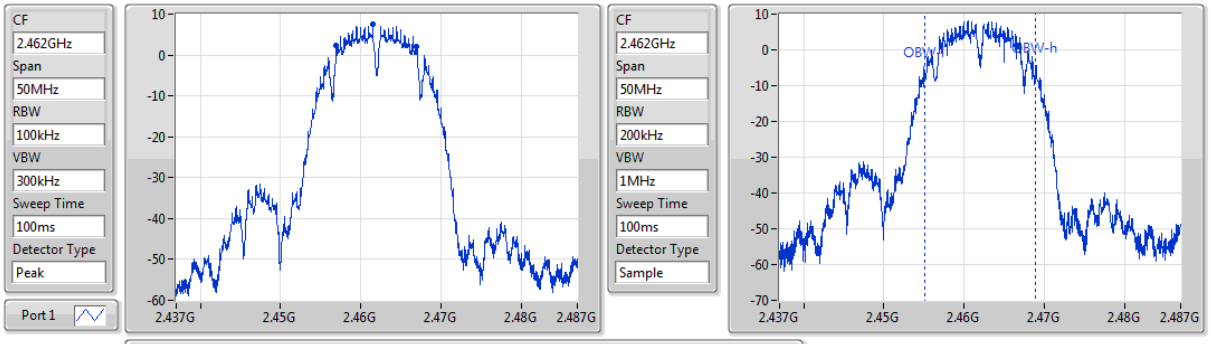

6dB(Hz)	Fl-6dB(Hz)	Fh-6dB(Hz)	OBW(Hz)	Fl-OBW(Hz)	Fh-OBW(Hz)	Limit(Hz)	Port
10.05M	2.45695G	2.467G	13.818M	2.455078G	2.468897G	500k	1

802.11g_Nss1,(6Mbps)_1TX — EBW

2412MHz

20/11/2018

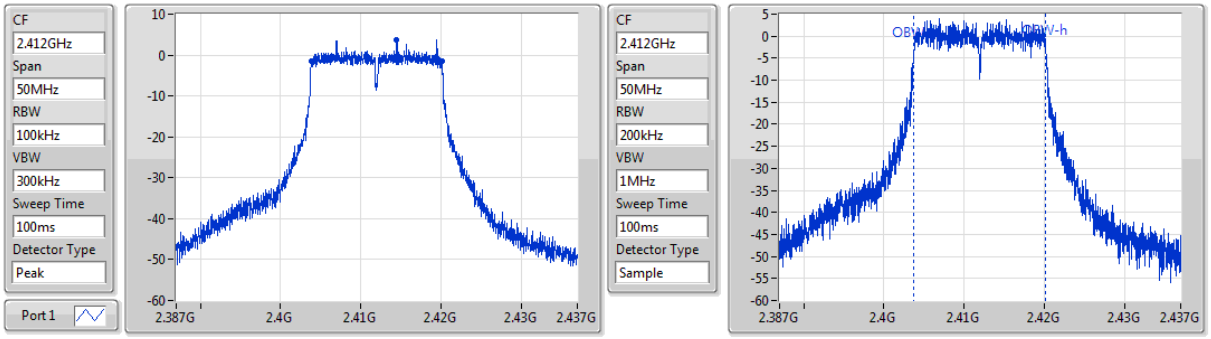

6dB(Hz)	Fl-6dB(Hz)	Fh-6dB(Hz)	OBW(Hz)	Fl-OBW(Hz)	Fh-OBW(Hz)	Limit(Hz)	Port
16.325M	2.403825G	2.42015G	16.467M	2.403729G	2.420196G	500k	1

802.11g_Nss1,(6Mbps)_1TX — EBW

2437MHz

20/11/2018

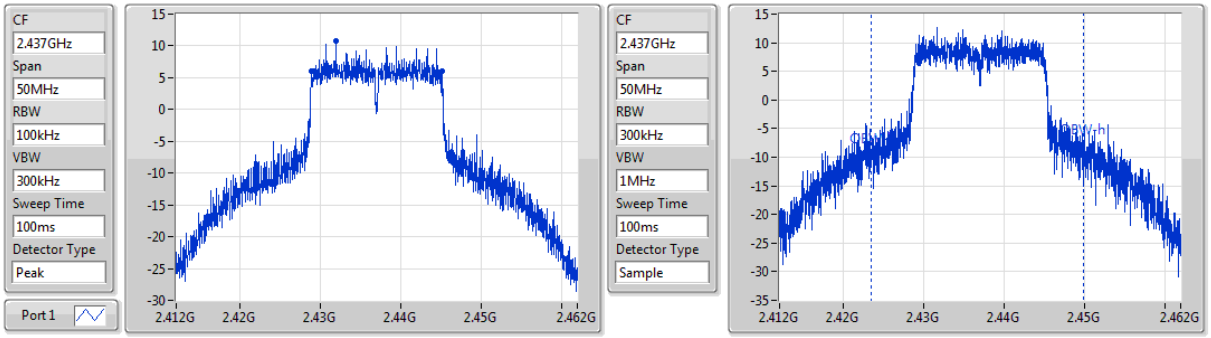

6dB(Hz)	Fl-6dB(Hz)	Fh-6dB(Hz)	OBW(Hz)	Fl-OBW(Hz)	Fh-OBW(Hz)	Limit(Hz)	Port
16.3M	2.428825G	2.445125G	26.412M	2.423432G	2.449844G	500k	1

802.11g_Nss1,(6Mbps)_1TX — EBW

2462MHz

20/11/2018

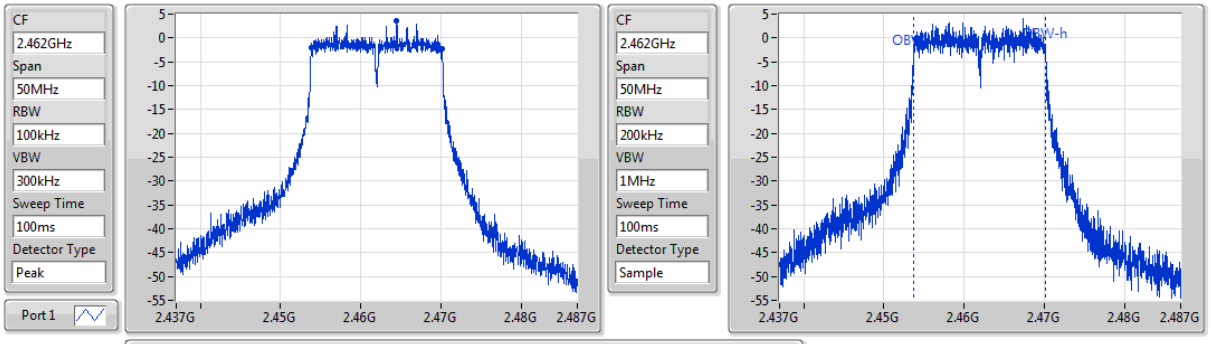

6dB(Hz)	Fl-6dB(Hz)	Fh-6dB(Hz)	OBW(Hz)	Fl-OBW(Hz)	Fh-OBW(Hz)	Limit(Hz)	Port
16.3M	2.453825G	2.470125G	16.467M	2.453729G	2.470196G	500k	1

802.11n HT20_Nss1,(MCS0)_1TX — EBW

2412MHz

20/11/2018

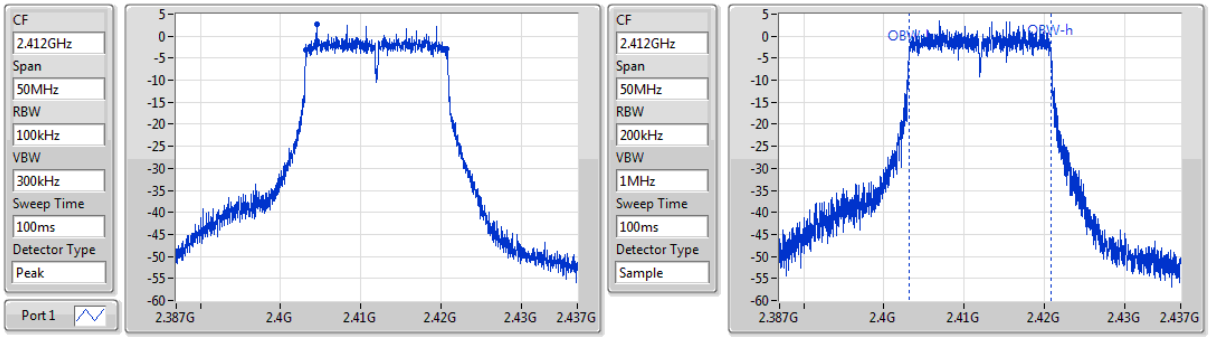

6dB(Hz)	Fl-6dB(Hz)	Fh-6dB(Hz)	OBW(Hz)	Fl-OBW(Hz)	Fh-OBW(Hz)	Limit(Hz)	Port
17.55M	2.4032G	2.42075G	17.641M	2.403154G	2.420796G	500k	1

802.11n HT20_Nss1,(MCS0)_1TX — EBW

2437MHz

20/11/2018

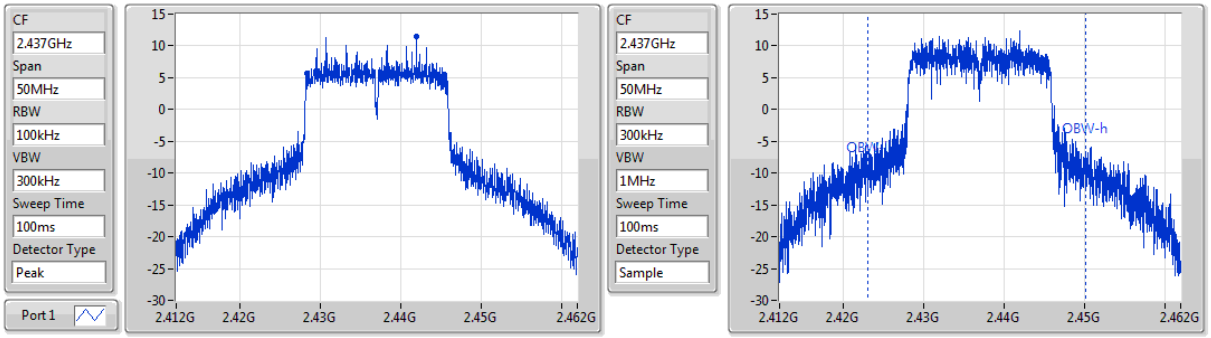

6dB(Hz)	Fl-6dB(Hz)	Fh-6dB(Hz)	OBW(Hz)	Fl-OBW(Hz)	Fh-OBW(Hz)	Limit(Hz)	Port
17.125M	2.42825G	2.445375G	27.186M	2.422982G	2.450168G	500k	1

802.11n HT20_Nss1,(MCS0)_1TX — EBW

2462MHz

20/11/2018

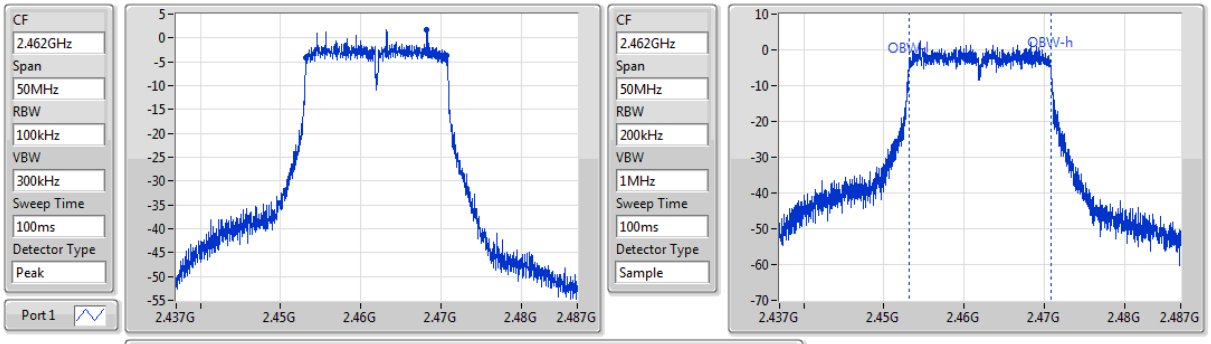

6dB(Hz)	Fl-6dB(Hz)	Fh-6dB(Hz)	OBW(Hz)	Fl-OBW(Hz)	Fh-OBW(Hz)	Limit(Hz)	Port
17.55M	2.4532G	2.47075G	17.666M	2.453129G	2.470796G	500k	1

Summary

Mode	Total Power (dBm)	Total Power (W)
2.4-2.4835GHz	-	-
802.11b_Nss1,(1Mbps)_1TX	17.90	0.06166
802.11g_Nss1,(6Mbps)_1TX	22.56	0.18030
802.11n HT20_Nss1,(MCS0)_1TX	22.50	0.17783

Result

Mode	Result	DG (dBi)	Port 1 (dBm)	Total Power (dBm)	Power Limit (dBm)
802.11b_Nss1,(1Mbps)_1TX	-	-	-	-	-
2412MHz_TnomVnom	Pass	1.70	16.72	16.72	30.00
2437MHz_TnomVnom	Pass	1.70	16.41	16.41	30.00
2462MHz_TnomVnom	Pass	1.70	17.90	17.90	30.00
802.11g_Nss1,(6Mbps)_1TX	-	-	-	-	-
2412MHz_TnomVnom	Pass	1.70	15.92	15.92	30.00
2417MHz_TnomVnom	Pass	1.70	17.23	17.23	30.00
2422MHz_TnomVnom	Pass	1.70	21.07	21.07	30.00
2427MHz_TnomVnom	Pass	1.70	22.08	22.08	30.00
2432MHz_TnomVnom	Pass	1.70	22.55	22.55	30.00
2437MHz_TnomVnom	Pass	1.70	22.56	22.56	30.00
2442MHz_TnomVnom	Pass	1.70	22.04	22.04	30.00
2447MHz_TnomVnom	Pass	1.70	20.76	20.76	30.00
2452MHz_TnomVnom	Pass	1.70	19.54	19.54	30.00
2457MHz_TnomVnom	Pass	1.70	18.07	18.07	30.00
2462MHz_TnomVnom	Pass	1.70	15.27	15.27	30.00
802.11n HT20_Nss1,(MCS0)_1TX	-	-	-	-	-
2412MHz_TnomVnom	Pass	1.70	15.02	15.02	30.00
2417MHz_TnomVnom	Pass	1.70	17.53	17.53	30.00
2422MHz_TnomVnom	Pass	1.70	20.33	20.33	30.00
2427MHz_TnomVnom	Pass	1.70	21.78	21.78	30.00
2432MHz_TnomVnom	Pass	1.70	22.29	22.29	30.00
2437MHz_TnomVnom	Pass	1.70	22.50	22.50	30.00
2442MHz_TnomVnom	Pass	1.70	21.63	21.63	30.00
2447MHz_TnomVnom	Pass	1.70	20.58	20.58	30.00
2452MHz_TnomVnom	Pass	1.70	18.89	18.89	30.00
2457MHz_TnomVnom	Pass	1.70	17.67	17.67	30.00
2462MHz_TnomVnom	Pass	1.70	14.12	14.12	30.00

DG = Directional Gain; **Port X** = Port X output power
Note : Conducted average output power is for reference only

Summary

Mode	PD (dBm/RBW)
2.4-2.4835GHz	-
802.11b_Nss1,(1Mbps)_1TX	-0.51
802.11g_Nss1,(6Mbps)_1TX	1.63
802.11n HT20_Nss1,(MCS0)_1TX	2.13

RBW=3kHz.

Result

Mode	Result	DG (dBi)	Port 1 (dBm/RBW)	PD (dBm/RBW)	PD Limit (dBm/RBW)
802.11b_Nss1,(1Mbps)_1TX	-	-	-	-	-
2412MHz_TnomVnom	Pass	1.70	-1.72	-1.72	8.00
2437MHz_TnomVnom	Pass	1.70	-1.91	-1.91	8.00
2462MHz_TnomVnom	Pass	1.70	-0.51	-0.51	8.00
802.11g_Nss1,(6Mbps)_1TX	-	-	-	-	-
2412MHz_TnomVnom	Pass	1.70	-4.68	-4.68	8.00
2437MHz_TnomVnom	Pass	1.70	1.63	1.63	8.00
2462MHz_TnomVnom	Pass	1.70	-5.31	-5.31	8.00
802.11n HT20_Nss1,(MCS0)_1TX	-	-	-	-	-
2412MHz_TnomVnom	Pass	1.70	-5.78	-5.78	8.00
2437MHz_TnomVnom	Pass	1.70	2.13	2.13	8.00
2462MHz_TnomVnom	Pass	1.70	-6.71	-6.71	8.00

DG = Directional Gain; RBW=3kHz;
PD = trace bin-by-bin of each transmits port summing can be performed maximum power density; **Port X** = Port Xpower density;

802.11b_Nss1,(1Mbps)_1TX PSD

2412MHz

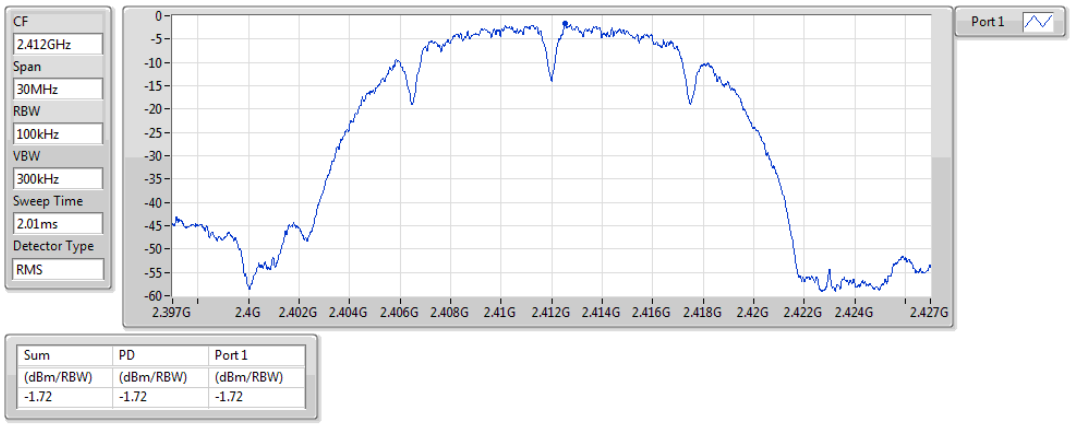

Sum	PD	Port 1
(dBm/RBW)	(dBm/RBW)	(dBm/RBW)
-1.72	-1.72	-1.72

802.11b_Nss1,(1Mbps)_1TX PSD

2437MHz

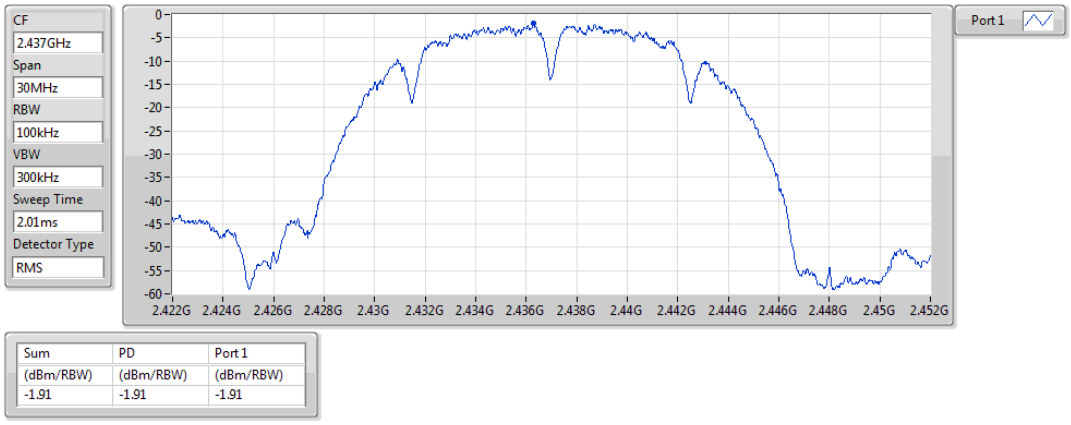

Sum	PD	Port 1
(dBm/RBW)	(dBm/RBW)	(dBm/RBW)
-1.91	-1.91	-1.91

802.11b_Nss1,(1Mbps)_1TX PSD

2462MHz

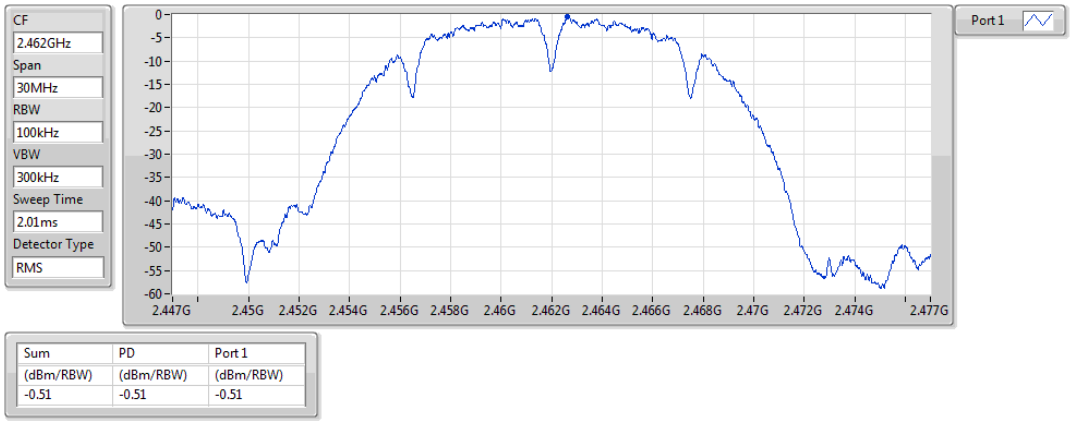

Sum	PD	Port 1
(dBm/RBW)	(dBm/RBW)	(dBm/RBW)
-0.51	-0.51	-0.51

802.11g_Nss1,(6Mbps)_1TX PSD

2412MHz

20/11/2018

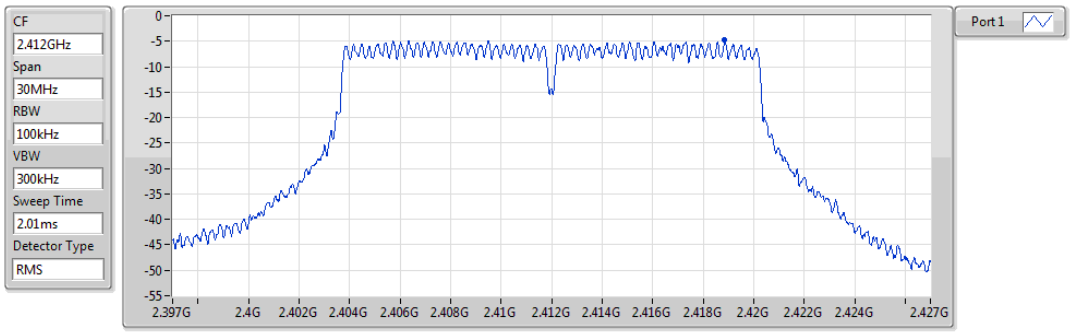

Sum	PD	Port 1
(dBm/RBW)	(dBm/RBW)	(dBm/RBW)
-4.68	-4.68	-4.68

802.11g_Nss1,(6Mbps)_1TX PSD

2437MHz

20/11/2018

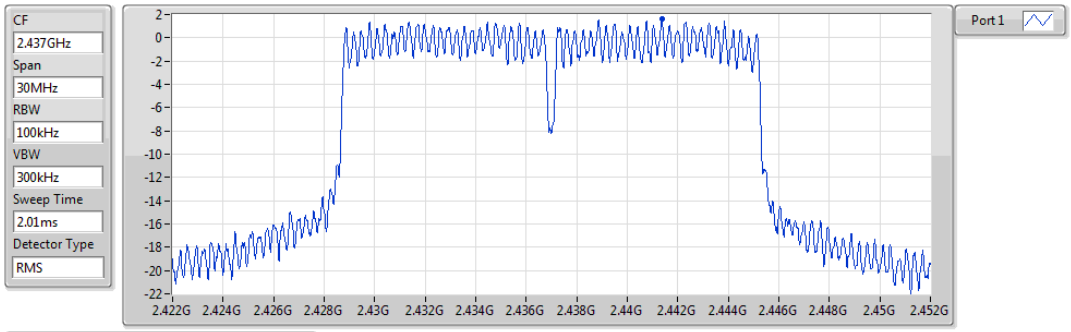

Sum	PD	Port 1
(dBm/RBW)	(dBm/RBW)	(dBm/RBW)
1.63	1.63	1.63

802.11g_Nss1,(6Mbps)_1TX PSD

2462MHz

20/11/2018

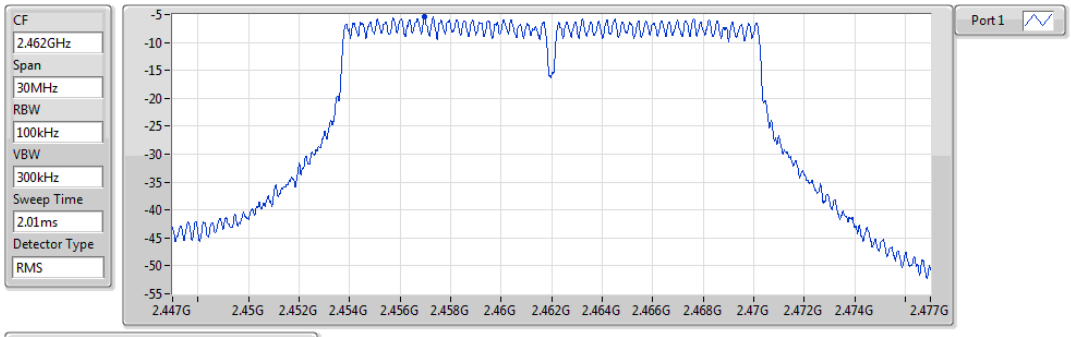

Sum	PD	Port 1
(dBm/RBW)	(dBm/RBW)	(dBm/RBW)
-5.31	-5.31	-5.31

802.11n HT20_Nss1,(MCS0)_1TX PSD

2412MHz

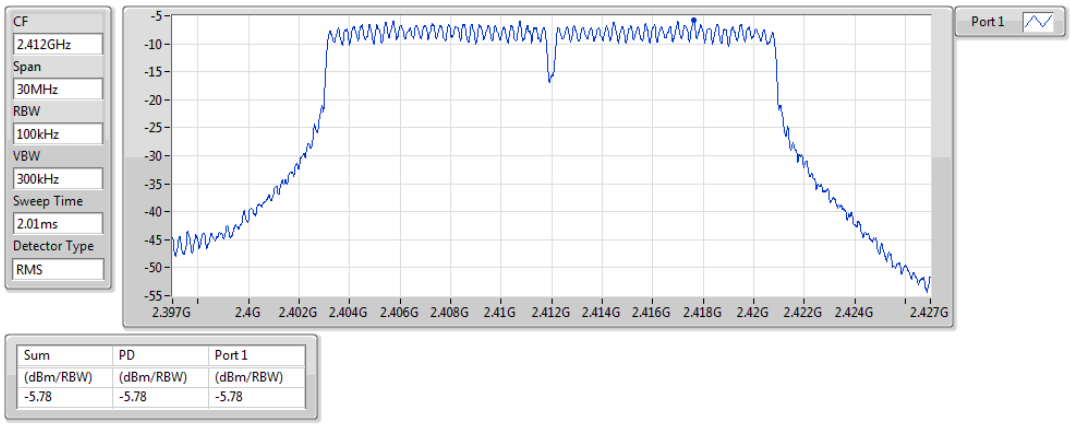

Sum	PD	Port 1
(dBm/RBW)	(dBm/RBW)	(dBm/RBW)
-5.78	-5.78	-5.78

802.11n HT20_Nss1,(MCS0)_1TX PSD

2437MHz

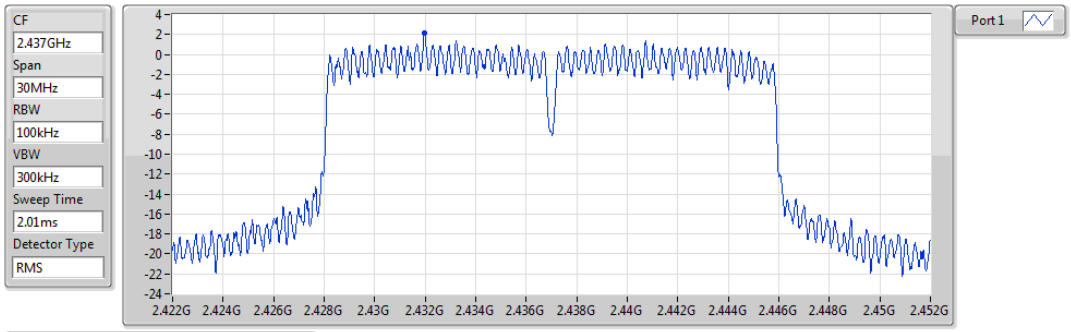

Sum	PD	Port 1
(dBm/RBW)	(dBm/RBW)	(dBm/RBW)
2.13	2.13	2.13

802.11n HT20_Nss1,(MCS0)_1TX PSD

2462MHz

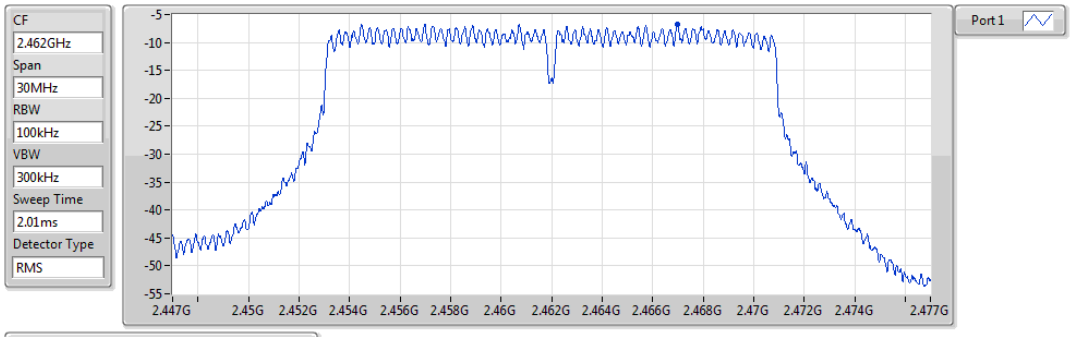

Sum	PD	Port 1
(dBm/RBW)	(dBm/RBW)	(dBm/RBW)
-6.71	-6.71	-6.71

Summary

Mode	Result	Ref (Hz)	Ref (dBm)	Limit (dBm)	Freq (Hz)	Level (dBm)	Freq (Hz)	Level (dBm)	Freq (Hz)	Level (dBm)	Freq (Hz)	Level (dBm)	Port
2.4-2.4835GHz	-	-	-	-	-	-	-	-	-	-	-	-	-
802.11b_Nss1,(1Mbps)_1TX	Pass	2.46246G	6.96	-23.04	1.94701G	-46.42	2.39802G	-37.45	2.51186G	-44.90	16.40836G	-31.81	1
802.11g_Nss1,(6Mbps)_1TX	Pass	2.44238G	8.42	-21.58	2.1005G	-46.70	2.397G	-31.23	2.51932G	-44.36	17.13603G	-32.12	1
802.11n HT20_Nss1,(MCS0)_1TX	Pass	2.44225G	8.05	-21.95	2.16428G	-47.09	2.39086G	-44.64	2.4919G	-43.12	15.22272G	-30.85	1

Result

Mode	Result	Ref (Hz)	Ref (dBm)	Limit (dBm)	Freq (Hz)	Level (dBm)	Freq (Hz)	Level (dBm)	Freq (Hz)	Level (dBm)	Freq (Hz)	Level (dBm)	Port
802.11b_Nss1,(1Mbps)_1TX	-	-	-	-	-	-	-	-	-	-	-	-	-
2412MHz_TnomVnom	Pass	2.46246G	6.96	-23.04	1.94701G	-46.42	2.39802G	-37.45	2.51186G	-44.90	16.40836G	-31.81	1
2437MHz_TnomVnom	Pass	2.46246G	6.96	-23.04	2.05594G	-46.59	2.39134G	-45.50	2.50518G	-44.14	16.39712G	-32.50	1
2462MHz_TnomVnom	Pass	2.46246G	6.96	-23.04	1.97497G	-46.73	2.39374G	-45.94	2.48854G	-43.43	17.59399G	-32.68	1
802.11g_Nss1,(6Mbps)_1TX	-	-	-	-	-	-	-	-	-	-	-	-	-
2412MHz_TnomVnom	Pass	2.44238G	8.42	-21.58	2.1005G	-46.70	2.397G	-31.23	2.51932G	-44.36	17.13603G	-32.12	1
2437MHz_TnomVnom	Pass	2.44238G	8.42	-21.58	2.18059G	-46.66	2.39988G	-33.98	2.48362G	-39.98	15.2171G	-32.44	1
2462MHz_TnomVnom	Pass	2.44238G	8.42	-21.58	2.11855G	-46.49	2.39546G	-46.34	2.4838G	-43.28	16.43083G	-32.12	1
802.11n HT20_Nss1,(MCS0)_1TX	-	-	-	-	-	-	-	-	-	-	-	-	-
2412MHz_TnomVnom	Pass	2.44225G	8.05	-21.95	2.11681G	-46.21	2.39986G	-31.21	2.49304G	-44.46	17.35518G	-32.31	1
2437MHz_TnomVnom	Pass	2.44225G	8.05	-21.95	1.99186G	-46.19	2.39998G	-32.63	2.48546G	-40.78	15.2171G	-31.68	1
2462MHz_TnomVnom	Pass	2.44225G	8.05	-21.95	2.16428G	-47.09	2.39086G	-44.64	2.4919G	-43.12	15.22272G	-30.85	1

802.11b_Nss1,(1Mbps)_1TX **CSE NdB**

2412MHz

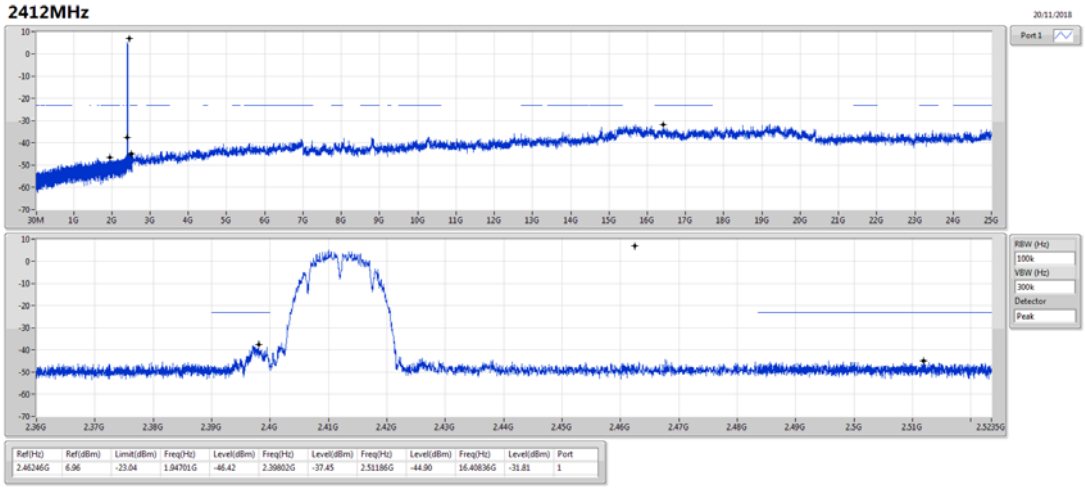

Ref(Hz)	Ref(dBm)	Limit(dBm)	Freq(Hz)	Level(dBm)	Freq(Hz)	Level(dBm)	Freq(Hz)	Level(dBm)	Freq(Hz)	Level(dBm)	Port
2.46246G	6.96	-23.04	1.94701G	-46.42	2.39802G	-37.45	2.51186G	-44.90	16.40836G	-31.81	1

802.11b_Nss1,(1Mbps)_1TX **CSE NdB**

2437MHz

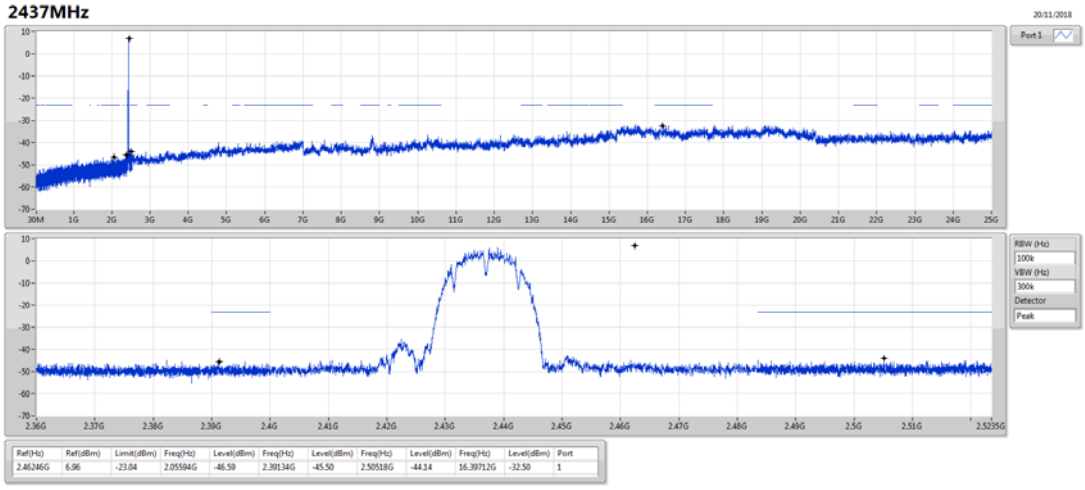

Ref(Hz)	Ref(dBm)	Limit(dBm)	Freq(Hz)	Level(dBm)	Freq(Hz)	Level(dBm)	Freq(Hz)	Level(dBm)	Freq(Hz)	Level(dBm)	Port
2.46246G	6.96	-23.04	2.05594G	-46.59	2.39134G	-45.50	2.50518G	-44.14	16.39712G	-32.50	1

802.11b_Nss1,(1Mbps)_1TX **CSE NdB**

2462MHz

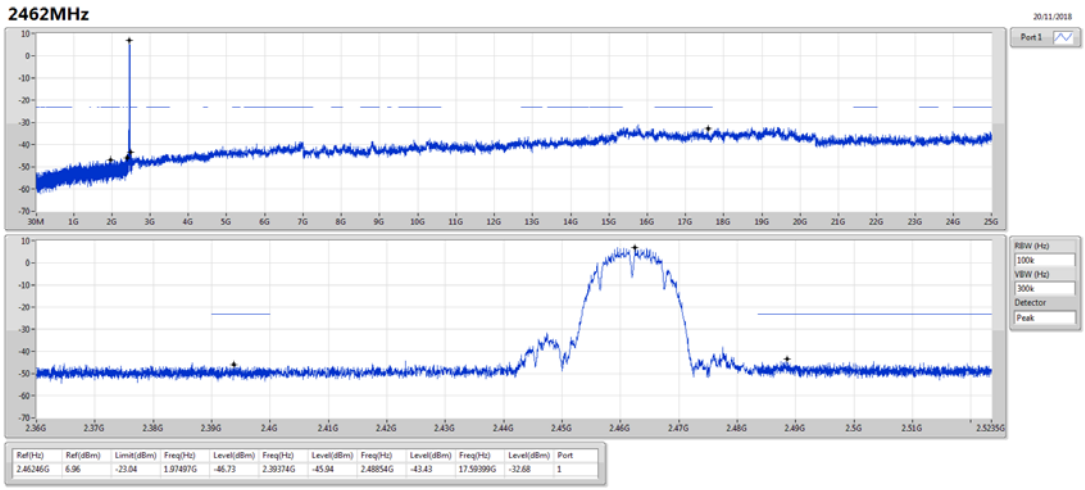

Ref(Hz)	Ref(dBm)	Limit(dBm)	Freq(Hz)	Level(dBm)	Freq(Hz)	Level(dBm)	Freq(Hz)	Level(dBm)	Freq(Hz)	Level(dBm)	Port
2.46246G	6.96	-23.04	1.97497G	-46.73	2.39374G	-45.94	2.48854G	-43.43	17.59399G	-32.68	1

802.11g_Nss1,(6Mbps)_1TX CSE NdB

2412MHz

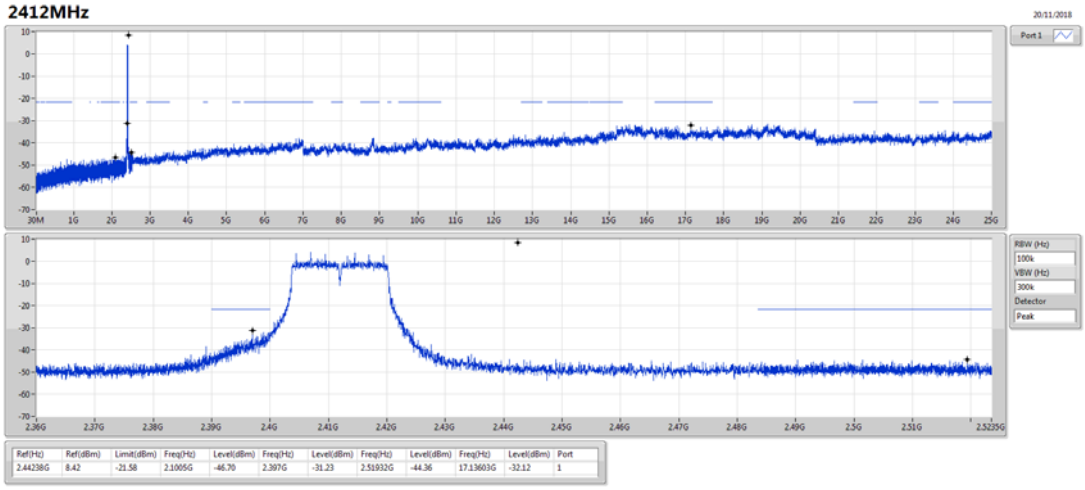

Ref(Hz)	Ref(dBm)	Limit(dBm)	Freq(Hz)	Level(dBm)	Freq(Hz)	Level(dBm)	Freq(Hz)	Level(dBm)	Freq(Hz)	Level(dBm)	Port
2.44238G	8.42	-21.58	2.1005G	-46.70	2.397G	-31.23	2.51932G	-44.36	17.13603G	-32.12	1

802.11g_Nss1,(6Mbps)_1TX CSE NdB

2437MHz

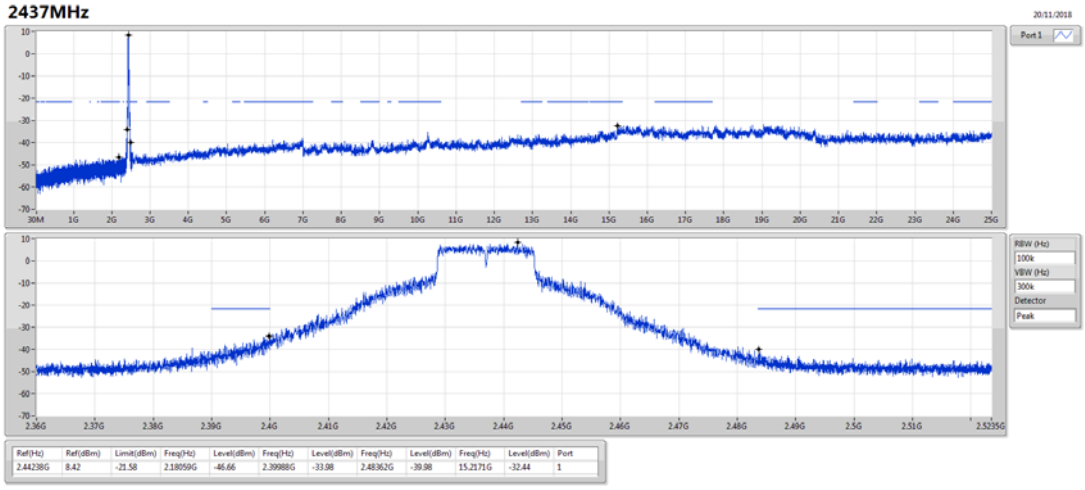

Ref(Hz)	Ref(dBm)	Limit(dBm)	Freq(Hz)	Level(dBm)	Freq(Hz)	Level(dBm)	Freq(Hz)	Level(dBm)	Freq(Hz)	Level(dBm)	Port
2.44238G	8.42	-21.58	2.18059G	-46.66	2.39988G	-33.98	2.48362G	-39.98	15.2171G	-32.44	1

802.11g_Nss1,(6Mbps)_1TX CSE NdB

2462MHz

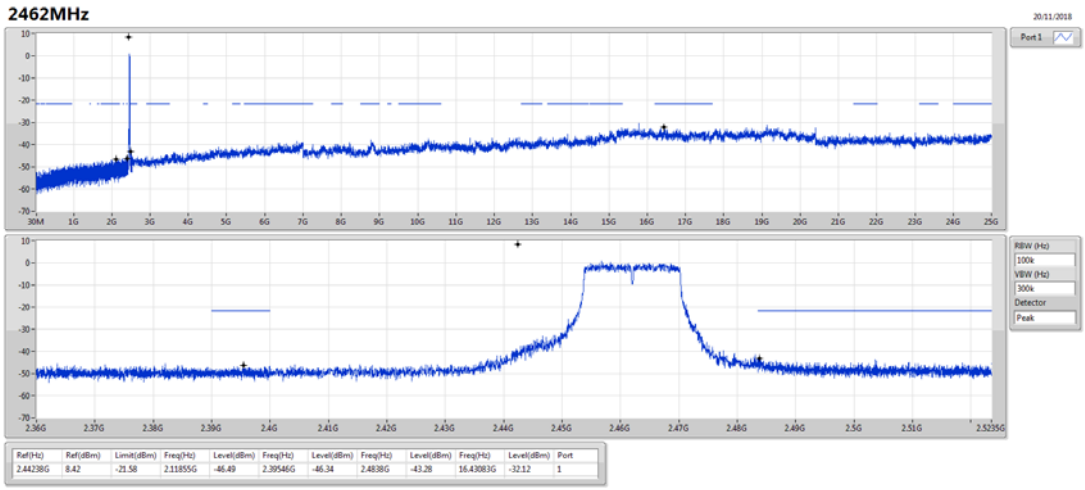

Ref(Hz)	Ref(dBm)	Limit(dBm)	Freq(Hz)	Level(dBm)	Freq(Hz)	Level(dBm)	Freq(Hz)	Level(dBm)	Freq(Hz)	Level(dBm)	Port
2.44238G	8.42	-21.58	2.11855G	-46.49	2.39546G	-46.34	2.4838G	-43.28	16.43083G	-32.12	1

802.11n HT20_Nss1,(MCS0)_1TX

CSE NdB

2412MHz

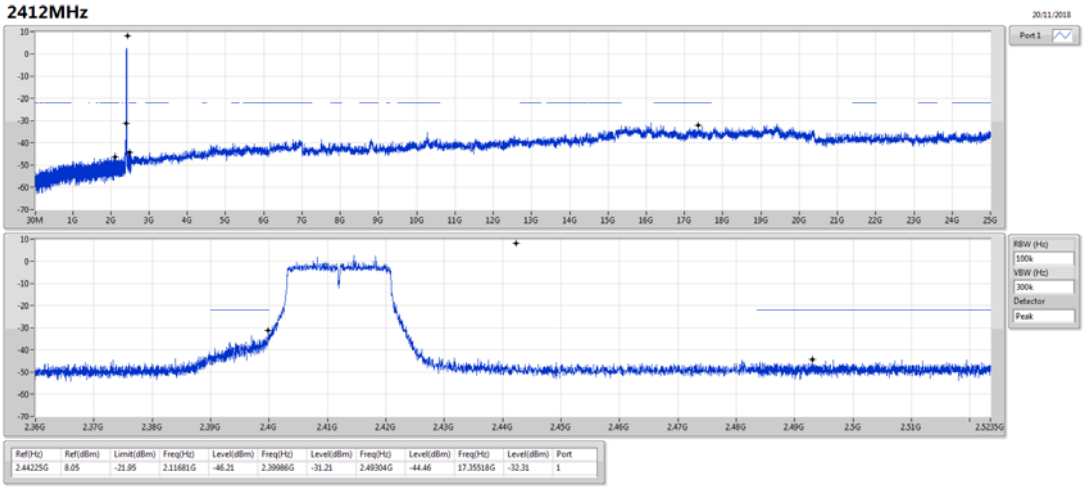

Ref(Hz)	Ref(dBm)	Limit(dBm)	Freq(Hz)	Level(dBm)	Freq(Hz)	Level(dBm)	Freq(Hz)	Level(dBm)	Freq(Hz)	Level(dBm)	Port
2.44225G	8.05	-21.95	2.11681G	-46.21	2.39986G	-31.21	2.49304G	-44.46	17.35518G	-32.31	1

802.11n HT20_Nss1,(MCS0)_1TX

CSE NdB

2437MHz

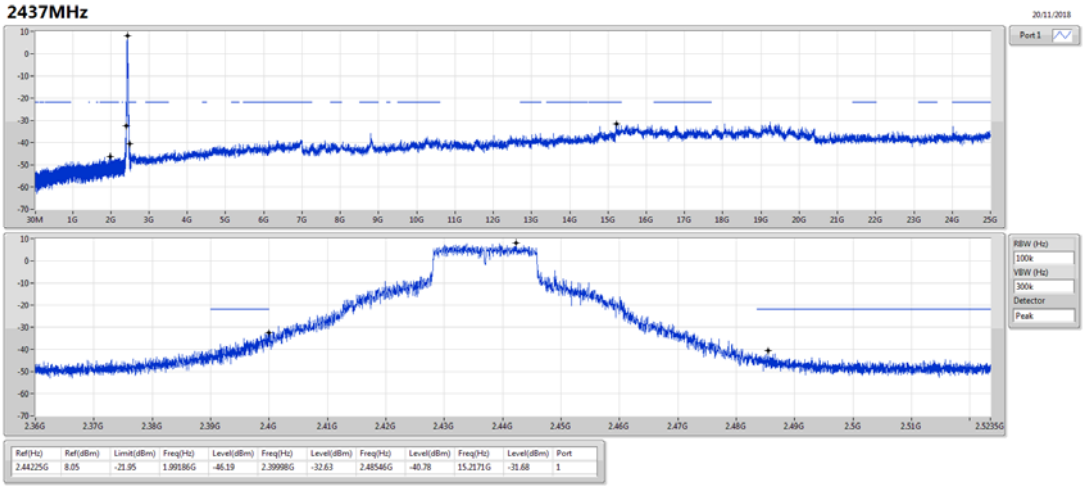

Ref(Hz)	Ref(dBm)	Limit(dBm)	Freq(Hz)	Level(dBm)	Freq(Hz)	Level(dBm)	Freq(Hz)	Level(dBm)	Freq(Hz)	Level(dBm)	Port
2.44225G	8.05	-21.95	1.99186G	-46.19	2.39998G	-32.63	2.48546G	-40.78	15.2171G	-31.68	1

802.11n HT20_Nss1,(MCS0)_1TX

CSE NdB

2462MHz

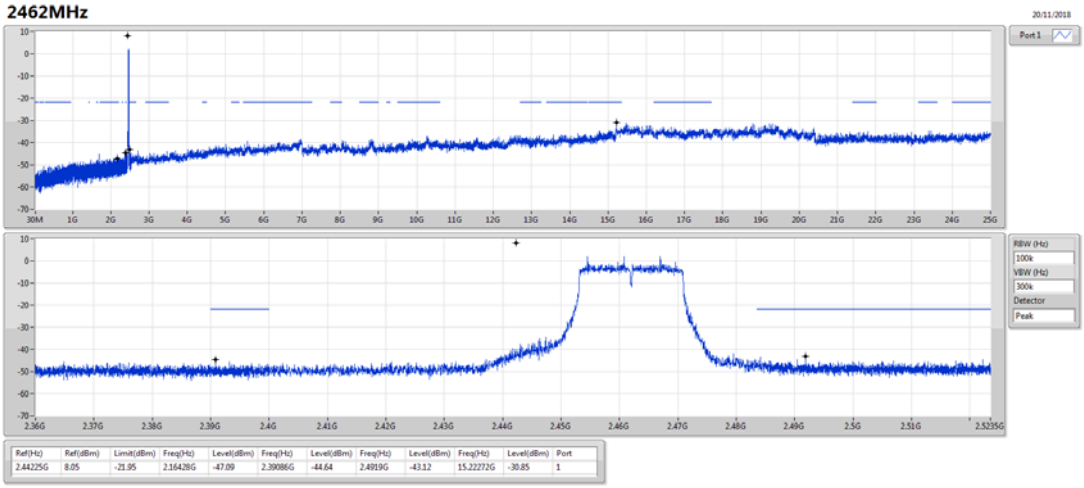

Ref(Hz)	Ref(dBm)	Limit(dBm)	Freq(Hz)	Level(dBm)	Freq(Hz)	Level(dBm)	Freq(Hz)	Level(dBm)	Freq(Hz)	Level(dBm)	Port
2.44225G	8.05	-21.95	2.16428G	-47.09	2.39086G	-44.64	2.49119G	-43.12	15.22272G	-30.85	1

Summary

Mode	Result	Type	Freq (Hz)	Level (dBuV/m)	Limit (dBuV/m)	Margin (dB)	Factor (dB)	Dist (m)	Condition	Azimuth (°)	Height (m)	Comments
2.4-2.4835GHz	-	-	-	-	-	-	-	-	-	-	-	-
802.11n HT20_Nss1,(MCS0)_1TX	Pass	PK	30M	25.87	40.00	-14.13	-13.40	3	Vertical	360	3.00	-

Result

Mode	Result	Type	Freq (Hz)	Level (dBuV/m)	Limit (dBuV/m)	Margin (dB)	Factor (dB)	Dist (m)	Condition	Azimuth (°)	Height (m)	Comments
802.11n HT20_Nss1,(MCS0)_1TX	-	-	-	-	-	-	-	-	-	-	-	-
2437MHz	Pass	PK	30M	25.87	40.00	-14.13	-13.40	3	Vertical	360	3.00	-
2437MHz	Pass	PK	130.88M	12.62	43.50	-30.88	-19.18	3	Vertical	360	3.00	-
2437MHz	Pass	PK	253.1M	15.53	46.00	-30.47	-16.67	3	Vertical	360	3.00	-
2437MHz	Pass	PK	377.26M	18.38	46.00	-27.62	-14.79	3	Vertical	360	3.00	-
2437MHz	Pass	PK	445.16M	19.49	46.00	-26.51	-12.95	3	Vertical	360	3.00	-
2437MHz	Pass	PK	499.48M	20.97	46.00	-25.03	-12.10	3	Vertical	360	3.00	-
2437MHz	Pass	PK	30M	25.58	40.00	-14.42	-13.40	3	Horizontal	0	3.00	-
2437MHz	Pass	PK	119.24M	12.34	43.50	-31.16	-19.33	3	Horizontal	0	3.00	-
2437MHz	Pass	PK	255.04M	15.87	46.00	-30.13	-16.39	3	Horizontal	0	3.00	-
2437MHz	Pass	PK	386.96M	17.88	46.00	-28.12	-14.48	3	Horizontal	0	3.00	-
2437MHz	Pass	PK	499.48M	20.57	46.00	-25.43	-12.10	3	Horizontal	0	3.00	-
2437MHz	Pass	PK	745.86M	25.47	46.00	-20.53	-8.42	3	Horizontal	0	3.00	-

802.11n HT20_Nss1,(MCS0)_1TX

2437MHz_USB

20/11/2018

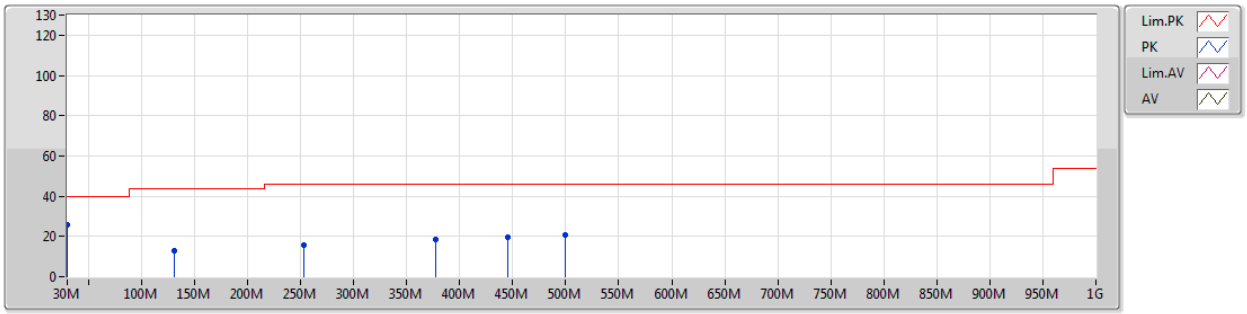

Type	Freq	Level	Limit	Margin	Factor	Dist	Condition	Azimuth	Height	Comments
	(Hz)	(dBuV/m)	(dBuV/m)	(dB)	(dB)	(m)		(°)	(m)	
PK	30M	25.87	40.00	-14.13	-13.40	3	Vertical	360	3.00	-
PK	130.88M	12.62	43.50	-30.88	-19.18	3	Vertical	360	3.00	-
PK	253.1M	15.53	46.00	-30.47	-16.67	3	Vertical	360	3.00	-
PK	377.26M	18.38	46.00	-27.62	-14.79	3	Vertical	360	3.00	-
PK	445.16M	19.49	46.00	-26.51	-12.95	3	Vertical	360	3.00	-
PK	499.48M	20.97	46.00	-25.03	-12.10	3	Vertical	360	3.00	-

802.11n HT20_Nss1,(MCS0)_1TX

2437MHz_USB

20/11/2018

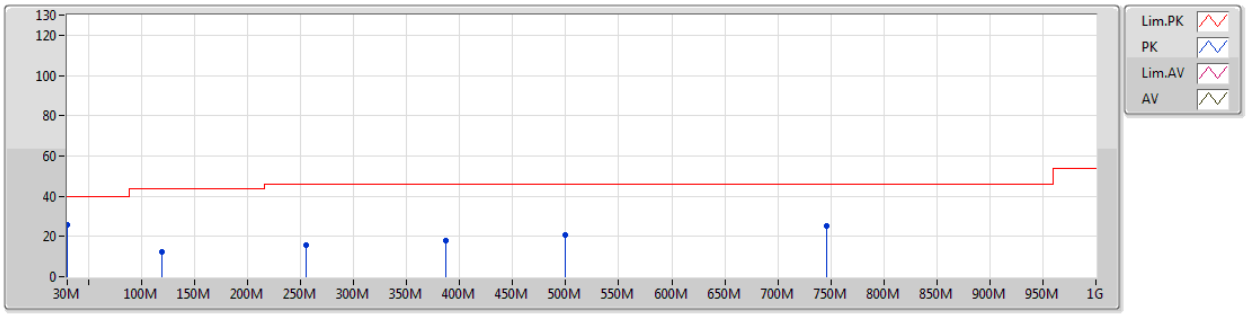

Type	Freq	Level	Limit	Margin	Factor	Dist	Condition	Azimuth	Height	Comments
	(Hz)	(dBuV/m)	(dBuV/m)	(dB)	(dB)	(m)		(°)	(m)	
PK	30M	25.58	40.00	-14.42	-13.40	3	Horizontal	0	3.00	-
PK	119.24M	12.34	43.50	-31.16	-19.33	3	Horizontal	0	3.00	-
PK	255.04M	15.87	46.00	-30.13	-16.39	3	Horizontal	0	3.00	-
PK	386.96M	17.88	46.00	-28.12	-14.48	3	Horizontal	0	3.00	-
PK	499.48M	20.57	46.00	-25.43	-12.10	3	Horizontal	0	3.00	-
PK	745.86M	25.47	46.00	-20.53	-8.42	3	Horizontal	0	3.00	-

Summary

Mode	Result	Type	Freq (Hz)	Level (dBuV/m)	Limit (dBuV/m)	Margin (dB)	Factor (dB)	Dist (m)	Condition	Azimuth (°)	Height (m)	Comments
2.4-2.4835GHz	-	-	-	-	-	-	-	-	-	-	-	-
802.11b_Nss1,(1Mbps)_1TX	Pass	AV	4.924G	51.79	54.00	-2.21	2.38	3	Horizontal	177	2.13	-
802.11g_Nss1,(6Mbps)_1TX	Pass	AV	2.4835G	51.84	54.00	-2.16	31.11	3	Horizontal	129	1.29	-
802.11n HT20_Nss1,(MCS0)_1TX	Pass	AV	2.3896G	51.79	54.00	-2.21	30.77	3	Horizontal	53	2.08	-

Result

Mode	Result	Type	Freq (Hz)	Level (dBuV/m)	Limit (dBuV/m)	Margin (dB)	Factor (dB)	Dist (m)	Condition	Azimuth (°)	Height (m)	Comments
802.11b_Nss1,(1Mbps)_1TX	-	-	-	-	-	-	-	-	-	-	-	-
2412MHz	Pass	AV	2.3862G	45.79	54.00	-8.21	30.76	3	Vertical	104	2.37	-
2412MHz	Pass	AV	2.4136G	100.91	Inf	-Inf	30.86	3	Vertical	104	2.37	-
2412MHz	Pass	PK	2.3898G	56.94	74.00	-17.06	30.77	3	Vertical	104	2.37	-
2412MHz	Pass	PK	2.4128G	103.34	Inf	-Inf	30.86	3	Vertical	104	2.37	-
2412MHz	Pass	AV	2.3862G	44.31	54.00	-9.69	30.76	3	Horizontal	133	1.42	-
2412MHz	Pass	AV	2.4138G	94.67	Inf	-Inf	30.86	3	Horizontal	133	1.42	-
2412MHz	Pass	PK	2.3898G	56.61	74.00	-17.39	30.77	3	Horizontal	133	1.42	-
2412MHz	Pass	PK	2.4128G	97.10	Inf	-Inf	30.86	3	Horizontal	133	1.42	-
2412MHz	Pass	AV	4.824G	43.14	54.00	-10.86	2.13	3	Vertical	349	1.50	-
2412MHz	Pass	PK	4.82406G	47.87	74.00	-26.13	2.13	3	Vertical	349	1.50	-
2412MHz	Pass	AV	4.824G	51.50	54.00	-2.50	2.13	3	Horizontal	122	2.09	-
2412MHz	Pass	PK	4.82394G	53.53	74.00	-20.47	2.13	3	Horizontal	122	2.09	-
2437MHz	Pass	AV	2.389G	42.27	54.00	-11.73	30.77	3	Vertical	109	1.86	-
2437MHz	Pass	AV	2.4362G	100.04	Inf	-Inf	30.94	3	Vertical	109	1.86	-
2437MHz	Pass	AV	2.4946G	43.00	54.00	-11.00	31.15	3	Vertical	109	1.86	-
2437MHz	Pass	PK	2.3498G	56.27	74.00	-17.73	30.63	3	Vertical	109	1.86	-
2437MHz	Pass	PK	2.4362G	102.64	Inf	-Inf	30.94	3	Vertical	109	1.86	-
2437MHz	Pass	PK	2.499G	56.62	74.00	-17.38	31.17	3	Vertical	109	1.86	-
2437MHz	Pass	AV	2.3898G	42.30	54.00	-11.70	30.77	3	Horizontal	128	1.11	-
2437MHz	Pass	AV	2.4354G	100.33	Inf	-Inf	30.94	3	Horizontal	128	1.11	-
2437MHz	Pass	AV	2.4994G	43.02	54.00	-10.98	31.17	3	Horizontal	128	1.11	-
2437MHz	Pass	PK	2.361G	55.33	74.00	-18.67	30.67	3	Horizontal	128	1.11	-
2437MHz	Pass	PK	2.4362G	103.14	Inf	-Inf	30.94	3	Horizontal	128	1.11	-
2437MHz	Pass	PK	2.4894G	55.96	74.00	-18.04	31.13	3	Horizontal	128	1.11	-
2437MHz	Pass	AV	4.874G	46.74	54.00	-7.26	2.25	3	Vertical	90	2.01	-
2437MHz	Pass	PK	4.874G	50.20	74.00	-23.80	2.25	3	Vertical	90	2.01	-
2437MHz	Pass	AV	4.874G	51.25	54.00	-2.75	2.25	3	Horizontal	122	2.18	-
2437MHz	Pass	PK	4.874G	53.50	74.00	-20.50	2.25	3	Horizontal	122	2.18	-
2462MHz	Pass	AV	2.4602G	102.14	Inf	-Inf	31.03	3	Vertical	77	2.08	-
2462MHz	Pass	AV	2.4835G	50.09	54.00	-3.91	31.11	3	Vertical	77	2.08	-
2462MHz	Pass	PK	2.461G	104.43	Inf	-Inf	31.03	3	Vertical	77	2.08	-
2462MHz	Pass	PK	2.4842G	58.09	74.00	-15.91	31.12	3	Vertical	77	2.08	-
2462MHz	Pass	AV	2.4602G	94.86	Inf	-Inf	31.03	3	Horizontal	32	1.06	-
2462MHz	Pass	AV	2.4835G	46.84	54.00	-7.16	31.11	3	Horizontal	32	1.06	-
2462MHz	Pass	PK	2.461G	97.32	Inf	-Inf	31.03	3	Horizontal	32	1.06	-
2462MHz	Pass	PK	2.488G	56.94	74.00	-17.06	31.13	3	Horizontal	32	1.06	-
2462MHz	Pass	AV	4.924G	47.19	54.00	-6.81	2.38	3	Vertical	99	1.54	-
2462MHz	Pass	PK	4.92394G	50.30	74.00	-23.70	2.38	3	Vertical	99	1.54	-
2462MHz	Pass	AV	4.924G	51.79	54.00	-2.21	2.38	3	Horizontal	177	2.13	-
2462MHz	Pass	PK	4.92388G	53.71	74.00	-20.29	2.38	3	Horizontal	177	2.13	-
802.11g_Nss1,(6Mbps)_1TX	-	-	-	-	-	-	-	-	-	-	-	-
2412MHz	Pass	AV	2.39G	51.76	54.00	-2.24	30.77	3	Vertical	102	2.37	-
2412MHz	Pass	AV	2.4176G	96.99	Inf	-Inf	30.87	3	Vertical	102	2.37	-
2412MHz	Pass	PK	2.3892G	64.80	74.00	-9.20	30.77	3	Vertical	102	2.37	-
2412MHz	Pass	PK	2.41G	106.70	Inf	-Inf	30.85	3	Vertical	102	2.37	-
2412MHz	Pass	AV	2.39G	49.89	54.00	-4.11	30.77	3	Horizontal	135	1.43	-
2412MHz	Pass	AV	2.4178G	96.18	Inf	-Inf	30.87	3	Horizontal	135	1.43	-

Mode	Result	Type	Freq (Hz)	Level (dBuV/m)	Limit (dBuV/m)	Margin (dB)	Factor (dB)	Dist (m)	Condition	Azimuth (°)	Height (m)	Comments
2412MHz	Pass	PK	2.3884G	62.86	74.00	-11.14	30.77	3	Horizontal	135	1.43	-
2412MHz	Pass	PK	2.4156G	105.67	Inf	-Inf	30.86	3	Horizontal	135	1.43	-
2412MHz	Pass	AV	4.82442G	32.08	54.00	-21.92	2.13	3	Vertical	351	1.32	-
2412MHz	Pass	PK	4.82466G	44.76	74.00	-29.24	2.13	3	Vertical	351	1.32	-
2412MHz	Pass	AV	4.82502G	37.64	54.00	-16.36	2.14	3	Horizontal	121	2.15	-
2412MHz	Pass	PK	4.82364G	51.36	74.00	-22.64	2.13	3	Horizontal	121	2.15	-
2417MHz	Pass	AV	2.39G	51.38	54.00	-2.62	30.77	3	Vertical	109	2.15	-
2417MHz	Pass	AV	2.4238G	97.37	Inf	-Inf	30.90	3	Vertical	109	2.15	-
2417MHz	Pass	PK	2.39G	64.77	74.00	-9.23	30.77	3	Vertical	109	2.15	-
2417MHz	Pass	PK	2.42G	107.53	Inf	-Inf	30.89	3	Vertical	109	2.15	-
2417MHz	Pass	AV	2.3898G	50.72	54.00	-3.28	30.77	3	Horizontal	44	2.11	-
2417MHz	Pass	AV	2.4132G	97.99	Inf	-Inf	30.86	3	Horizontal	44	2.11	-
2417MHz	Pass	PK	2.3884G	64.96	74.00	-9.04	30.77	3	Horizontal	44	2.11	-
2417MHz	Pass	PK	2.42G	108.59	Inf	-Inf	30.89	3	Horizontal	44	2.11	-
2422MHz	Pass	AV	2.3898G	51.07	54.00	-2.93	30.77	3	Vertical	109	2.15	-
2422MHz	Pass	AV	2.427G	100.63	Inf	-Inf	30.91	3	Vertical	109	2.15	-
2422MHz	Pass	PK	2.3896G	64.92	74.00	-9.08	30.77	3	Vertical	109	2.15	-
2422MHz	Pass	PK	2.4236G	110.38	Inf	-Inf	30.90	3	Vertical	109	2.15	-
2422MHz	Pass	AV	2.39G	51.51	54.00	-2.49	30.77	3	Horizontal	43	2.08	-
2422MHz	Pass	AV	2.415G	100.89	Inf	-Inf	30.86	3	Horizontal	43	2.08	-
2422MHz	Pass	PK	2.3892G	64.16	74.00	-9.84	30.77	3	Horizontal	43	2.08	-
2422MHz	Pass	PK	2.4184G	110.82	Inf	-Inf	30.87	3	Horizontal	43	2.08	-
2427MHz	Pass	AV	2.39G	48.83	54.00	-5.17	30.77	3	Vertical	97	2.65	-
2427MHz	Pass	AV	2.423G	101.98	Inf	-Inf	30.89	3	Vertical	97	2.65	-
2427MHz	Pass	PK	2.3892G	64.12	74.00	-9.88	30.77	3	Vertical	97	2.65	-
2427MHz	Pass	PK	2.4288G	111.91	Inf	-Inf	30.91	3	Vertical	97	2.65	-
2427MHz	Pass	AV	2.3898G	50.30	54.00	-3.70	30.77	3	Horizontal	43	2.07	-
2427MHz	Pass	AV	2.4212G	101.81	Inf	-Inf	30.89	3	Horizontal	43	2.07	-
2427MHz	Pass	PK	2.3894G	66.55	74.00	-7.45	30.77	3	Horizontal	43	2.07	-
2427MHz	Pass	PK	2.4212G	111.70	Inf	-Inf	30.89	3	Horizontal	43	2.07	-
2432MHz	Pass	AV	2.39G	47.26	54.00	-6.74	30.77	3	Vertical	30	1.47	-
2432MHz	Pass	AV	2.4268G	98.02	Inf	-Inf	30.91	3	Vertical	30	1.47	-
2432MHz	Pass	AV	2.4835G	46.11	54.00	-7.89	31.11	3	Vertical	30	1.47	-
2432MHz	Pass	PK	2.3884G	62.27	74.00	-11.73	30.77	3	Vertical	30	1.47	-
2432MHz	Pass	PK	2.43G	108.06	Inf	-Inf	30.91	3	Vertical	30	1.47	-
2432MHz	Pass	PK	2.4835G	61.60	74.00	-12.40	31.11	3	Vertical	30	1.47	-
2432MHz	Pass	AV	2.39G	51.72	54.00	-2.28	30.77	3	Horizontal	43	2.62	-
2432MHz	Pass	AV	2.426G	102.55	Inf	-Inf	30.90	3	Horizontal	43	2.62	-
2432MHz	Pass	AV	2.484G	48.42	54.00	-5.58	31.12	3	Horizontal	43	2.62	-
2432MHz	Pass	PK	2.3892G	67.33	74.00	-6.67	30.77	3	Horizontal	43	2.62	-
2432MHz	Pass	PK	2.4284G	112.42	Inf	-Inf	30.91	3	Horizontal	43	2.62	-
2432MHz	Pass	PK	2.4848G	63.19	74.00	-10.81	31.12	3	Horizontal	43	2.62	-
2437MHz	Pass	AV	2.389G	50.40	54.00	-3.60	30.77	3	Vertical	103	2.14	-
2437MHz	Pass	AV	2.4306G	101.95	Inf	-Inf	30.92	3	Vertical	103	2.14	-
2437MHz	Pass	AV	2.4835G	50.82	54.00	-3.18	31.11	3	Vertical	103	2.14	-
2437MHz	Pass	PK	2.3894G	67.34	74.00	-6.66	30.77	3	Vertical	103	2.14	-
2437MHz	Pass	PK	2.4398G	111.53	Inf	-Inf	30.95	3	Vertical	103	2.14	-
2437MHz	Pass	PK	2.4866G	66.58	74.00	-7.42	31.12	3	Vertical	103	2.14	-
2437MHz	Pass	AV	2.3898G	49.79	54.00	-4.21	30.77	3	Horizontal	135	1.36	-

Mode	Result	Type	Freq (Hz)	Level (dBuV/m)	Limit (dBuV/m)	Margin (dB)	Factor (dB)	Dist (m)	Condition	Azimuth (°)	Height (m)	Comments
2437MHz	Pass	AV	2.4322G	101.59	Inf	-Inf	30.93	3	Horizontal	135	1.36	-
2437MHz	Pass	AV	2.4835G	51.36	54.00	-2.64	31.11	3	Horizontal	135	1.36	-
2437MHz	Pass	PK	2.3882G	66.01	74.00	-7.99	30.77	3	Horizontal	135	1.36	-
2437MHz	Pass	PK	2.4302G	111.41	Inf	-Inf	30.91	3	Horizontal	135	1.36	-
2437MHz	Pass	PK	2.4846G	67.23	74.00	-6.77	31.12	3	Horizontal	135	1.36	-
2437MHz	Pass	AV	4.87538G	39.08	54.00	-14.92	2.26	3	Vertical	320	2.74	-
2437MHz	Pass	PK	4.87244G	52.62	74.00	-21.38	2.25	3	Vertical	320	2.74	-
2437MHz	Pass	AV	4.8731G	41.47	54.00	-12.53	2.25	3	Horizontal	122	1.98	-
2437MHz	Pass	PK	4.8776G	54.54	74.00	-19.46	2.26	3	Horizontal	122	1.98	-
2442MHz	Pass	AV	2.3896G	44.10	54.00	-9.90	30.77	3	Vertical	121	2.10	-
2442MHz	Pass	AV	2.4432G	100.22	Inf	-Inf	30.96	3	Vertical	121	2.10	-
2442MHz	Pass	AV	2.4835G	51.58	54.00	-2.42	31.11	3	Vertical	121	2.10	-
2442MHz	Pass	PK	2.3444G	55.70	74.00	-18.30	30.61	3	Vertical	121	2.10	-
2442MHz	Pass	PK	2.4396G	110.46	Inf	-Inf	30.95	3	Vertical	121	2.10	-
2442MHz	Pass	PK	2.484G	70.04	74.00	-3.96	31.12	3	Vertical	121	2.10	-
2442MHz	Pass	AV	2.39G	44.66	54.00	-9.34	30.77	3	Horizontal	40	1.80	-
2442MHz	Pass	AV	2.4364G	101.50	Inf	-Inf	30.94	3	Horizontal	40	1.80	-
2442MHz	Pass	AV	2.4835G	51.80	54.00	-2.20	31.11	3	Horizontal	40	1.80	-
2442MHz	Pass	PK	2.3856G	57.21	74.00	-16.79	30.76	3	Horizontal	40	1.80	-
2442MHz	Pass	PK	2.4372G	111.11	Inf	-Inf	30.94	3	Horizontal	40	1.80	-
2442MHz	Pass	PK	2.4856G	67.90	74.00	-6.10	31.12	3	Horizontal	40	1.80	-
2447MHz	Pass	AV	2.4416G	100.70	Inf	-Inf	30.96	3	Vertical	41	2.54	-
2447MHz	Pass	AV	2.4835G	49.73	54.00	-4.27	31.11	3	Vertical	41	2.54	-
2447MHz	Pass	PK	2.4418G	110.45	Inf	-Inf	30.96	3	Vertical	41	2.54	-
2447MHz	Pass	PK	2.4835G	67.15	74.00	-6.85	31.11	3	Vertical	41	2.54	-
2447MHz	Pass	AV	2.4528G	100.84	Inf	-Inf	31.00	3	Horizontal	45	2.25	-
2447MHz	Pass	AV	2.4836G	51.45	54.00	-2.55	31.11	3	Horizontal	45	2.25	-
2447MHz	Pass	PK	2.4518G	110.54	Inf	-Inf	31.00	3	Horizontal	45	2.25	-
2447MHz	Pass	PK	2.4838G	67.85	74.00	-6.15	31.11	3	Horizontal	45	2.25	-
2452MHz	Pass	AV	2.4458G	99.41	Inf	-Inf	30.98	3	Vertical	93	2.07	-
2452MHz	Pass	AV	2.4835G	51.78	54.00	-2.22	31.11	3	Vertical	93	2.07	-
2452MHz	Pass	PK	2.45G	109.62	Inf	-Inf	30.99	3	Vertical	93	2.07	-
2452MHz	Pass	PK	2.4835G	66.97	74.00	-7.03	31.11	3	Vertical	93	2.07	-
2452MHz	Pass	AV	2.453G	99.17	Inf	-Inf	31.00	3	Horizontal	45	2.04	-
2452MHz	Pass	AV	2.484G	50.02	54.00	-3.98	31.12	3	Horizontal	45	2.04	-
2452MHz	Pass	PK	2.4556G	109.04	Inf	-Inf	31.01	3	Horizontal	45	2.04	-
2452MHz	Pass	PK	2.4838G	64.90	74.00	-9.10	31.11	3	Horizontal	45	2.04	-
2457MHz	Pass	AV	2.4522G	97.72	Inf	-Inf	31.00	3	Vertical	106	2.08	-
2457MHz	Pass	AV	2.4836G	51.65	54.00	-2.35	31.11	3	Vertical	106	2.08	-
2457MHz	Pass	PK	2.4532G	107.31	Inf	-Inf	31.00	3	Vertical	106	2.08	-
2457MHz	Pass	PK	2.484G	66.03	74.00	-7.97	31.12	3	Vertical	106	2.08	-
2457MHz	Pass	AV	2.463G	97.75	Inf	-Inf	31.04	3	Horizontal	51	1.12	-
2457MHz	Pass	AV	2.4835G	49.49	54.00	-4.51	31.11	3	Horizontal	51	1.12	-
2457MHz	Pass	PK	2.4622G	107.56	Inf	-Inf	31.03	3	Horizontal	51	1.12	-
2457MHz	Pass	PK	2.4844G	61.76	74.00	-12.24	31.12	3	Horizontal	51	1.12	-
2462MHz	Pass	AV	2.4556G	94.80	Inf	-Inf	31.01	3	Vertical	112	1.64	-
2462MHz	Pass	AV	2.4835G	51.17	54.00	-2.83	31.11	3	Vertical	112	1.64	-
2462MHz	Pass	PK	2.4568G	104.36	Inf	-Inf	31.02	3	Vertical	112	1.64	-
2462MHz	Pass	PK	2.4836G	65.70	74.00	-8.30	31.11	3	Vertical	112	1.64	-

Mode	Result	Type	Freq (Hz)	Level (dBuV/m)	Limit (dBuV/m)	Margin (dB)	Factor (dB)	Dist (m)	Condition	Azimuth (°)	Height (m)	Comments
2462MHz	Pass	AV	2.4578G	95.16	Inf	-Inf	31.02	3	Horizontal	129	1.29	-
2462MHz	Pass	AV	2.4835G	51.84	54.00	-2.16	31.11	3	Horizontal	129	1.29	-
2462MHz	Pass	PK	2.4592G	104.94	Inf	-Inf	31.03	3	Horizontal	129	1.29	-
2462MHz	Pass	PK	2.4835G	64.58	74.00	-9.42	31.11	3	Horizontal	129	1.29	-
2462MHz	Pass	AV	4.92322G	33.61	54.00	-20.39	2.38	3	Vertical	87	1.17	-
2462MHz	Pass	PK	4.91992G	47.03	74.00	-26.97	2.36	3	Vertical	87	1.17	-
2462MHz	Pass	AV	4.92736G	35.85	54.00	-18.15	2.39	3	Horizontal	306	2.20	-
2462MHz	Pass	PK	4.92562G	48.73	74.00	-25.27	2.39	3	Horizontal	306	2.20	-
802.11n HT20_Nss1,(MCS0)_1TX	-	-	-	-	-	-	-	-	-	-	-	-
2412MHz	Pass	AV	2.39G	51.63	54.00	-2.37	30.77	3	Vertical	97	2.19	-
2412MHz	Pass	AV	2.4066G	95.21	Inf	-Inf	30.84	3	Vertical	97	2.19	-
2412MHz	Pass	PK	2.3894G	65.51	74.00	-8.49	30.77	3	Vertical	97	2.19	-
2412MHz	Pass	PK	2.4096G	105.30	Inf	-Inf	30.85	3	Vertical	97	2.19	-
2412MHz	Pass	AV	2.39G	47.80	54.00	-6.20	30.77	3	Horizontal	42	1.50	-
2412MHz	Pass	AV	2.4166G	95.50	Inf	-Inf	30.87	3	Horizontal	42	1.50	-
2412MHz	Pass	PK	2.3894G	60.40	74.00	-13.60	30.77	3	Horizontal	42	1.50	-
2412MHz	Pass	PK	2.4148G	105.16	Inf	-Inf	30.86	3	Horizontal	42	1.50	-
2412MHz	Pass	AV	4.8225G	33.52	54.00	-20.48	2.13	3	Vertical	0	1.96	-
2412MHz	Pass	PK	4.82562G	46.66	74.00	-27.34	2.14	3	Vertical	0	1.96	-
2412MHz	Pass	AV	4.82292G	36.55	54.00	-17.45	2.13	3	Horizontal	134	2.01	-
2412MHz	Pass	PK	4.82484G	50.54	74.00	-23.46	2.13	3	Horizontal	134	2.01	-
2417MHz	Pass	AV	2.39G	51.29	54.00	-2.71	30.77	3	Vertical	119	2.14	-
2417MHz	Pass	AV	2.4226G	95.20	Inf	-Inf	30.89	3	Vertical	119	2.14	-
2417MHz	Pass	PK	2.3892G	65.76	74.00	-8.24	30.77	3	Vertical	119	2.14	-
2417MHz	Pass	PK	2.4224G	107.71	Inf	-Inf	30.89	3	Vertical	119	2.14	-
2417MHz	Pass	AV	2.3896G	51.79	54.00	-2.21	30.77	3	Horizontal	53	2.08	-
2417MHz	Pass	AV	2.4122G	97.17	Inf	-Inf	30.85	3	Horizontal	53	2.08	-
2417MHz	Pass	PK	2.3896G	65.02	74.00	-8.98	30.77	3	Horizontal	53	2.08	-
2417MHz	Pass	PK	2.4182G	107.27	Inf	-Inf	30.87	3	Horizontal	53	2.08	-
2422MHz	Pass	AV	2.39G	51.27	54.00	-2.73	30.77	3	Vertical	108	2.14	-
2422MHz	Pass	AV	2.427G	98.78	Inf	-Inf	30.91	3	Vertical	108	2.14	-
2422MHz	Pass	PK	2.386G	63.95	74.00	-10.05	30.76	3	Vertical	108	2.14	-
2422MHz	Pass	PK	2.4254G	108.79	Inf	-Inf	30.90	3	Vertical	108	2.14	-
2422MHz	Pass	AV	2.3896G	51.46	54.00	-2.54	30.77	3	Horizontal	44	2.09	-
2422MHz	Pass	AV	2.4174G	100.22	Inf	-Inf	30.87	3	Horizontal	44	2.09	-
2422MHz	Pass	PK	2.3868G	65.03	74.00	-8.97	30.76	3	Horizontal	44	2.09	-
2422MHz	Pass	PK	2.4196G	110.36	Inf	-Inf	30.88	3	Horizontal	44	2.09	-
2427MHz	Pass	AV	2.39G	50.38	54.00	-3.62	30.77	3	Vertical	100	2.66	-
2427MHz	Pass	AV	2.4214G	101.86	Inf	-Inf	30.89	3	Vertical	100	2.66	-
2427MHz	Pass	PK	2.39G	65.45	74.00	-8.55	30.77	3	Vertical	100	2.66	-
2427MHz	Pass	PK	2.4222G	111.79	Inf	-Inf	30.89	3	Vertical	100	2.66	-
2427MHz	Pass	AV	2.39G	51.37	54.00	-2.63	30.77	3	Horizontal	42	2.61	-
2427MHz	Pass	AV	2.4228G	100.90	Inf	-Inf	30.89	3	Horizontal	42	2.61	-
2427MHz	Pass	PK	2.3892G	66.44	74.00	-7.56	30.77	3	Horizontal	42	2.61	-
2427MHz	Pass	PK	2.4242G	111.10	Inf	-Inf	30.90	3	Horizontal	42	2.61	-
2432MHz	Pass	AV	2.3896G	48.18	54.00	-5.82	30.77	3	Vertical	102	2.66	-
2432MHz	Pass	AV	2.428G	101.79	Inf	-Inf	30.91	3	Vertical	102	2.66	-
2432MHz	Pass	AV	2.4835G	47.03	54.00	-6.97	31.11	3	Vertical	102	2.66	-
2432MHz	Pass	PK	2.3896G	63.86	74.00	-10.14	30.77	3	Vertical	102	2.66	-

Mode	Result	Type	Freq (Hz)	Level (dBuV/m)	Limit (dBuV/m)	Margin (dB)	Factor (dB)	Dist (m)	Condition	Azimuth (°)	Height (m)	Comments
2432MHz	Pass	PK	2.4276G	112.08	Inf	-Inf	30.91	3	Vertical	102	2.66	-
2432MHz	Pass	PK	2.4835G	61.84	74.00	-12.16	31.11	3	Vertical	102	2.66	-
2432MHz	Pass	AV	2.3896G	48.86	54.00	-5.14	30.77	3	Horizontal	55	1.14	-
2432MHz	Pass	AV	2.43G	101.64	Inf	-Inf	30.91	3	Horizontal	55	1.14	-
2432MHz	Pass	AV	2.484G	47.29	54.00	-6.71	31.12	3	Horizontal	55	1.14	-
2432MHz	Pass	PK	2.3896G	63.56	74.00	-10.44	30.77	3	Horizontal	55	1.14	-
2432MHz	Pass	PK	2.4348G	111.40	Inf	-Inf	30.94	3	Horizontal	55	1.14	-
2432MHz	Pass	PK	2.4835G	61.64	74.00	-12.36	31.11	3	Horizontal	55	1.14	-
2437MHz	Pass	AV	2.3898G	49.94	54.00	-4.06	30.77	3	Vertical	105	2.17	-
2437MHz	Pass	AV	2.4314G	102.42	Inf	-Inf	30.93	3	Vertical	105	2.17	-
2437MHz	Pass	AV	2.4842G	51.11	54.00	-2.89	31.12	3	Vertical	105	2.17	-
2437MHz	Pass	PK	2.3894G	63.92	74.00	-10.08	30.77	3	Vertical	105	2.17	-
2437MHz	Pass	PK	2.433G	112.26	Inf	-Inf	30.93	3	Vertical	105	2.17	-
2437MHz	Pass	PK	2.4835G	66.12	74.00	-7.88	31.11	3	Vertical	105	2.17	-
2437MHz	Pass	AV	2.389G	49.79	54.00	-4.21	30.77	3	Horizontal	24	1.59	-
2437MHz	Pass	AV	2.4314G	101.11	Inf	-Inf	30.93	3	Horizontal	24	1.59	-
2437MHz	Pass	AV	2.4835G	51.28	54.00	-2.72	31.11	3	Horizontal	24	1.59	-
2437MHz	Pass	PK	2.3894G	65.44	74.00	-8.56	30.77	3	Horizontal	24	1.59	-
2437MHz	Pass	PK	2.4326G	110.95	Inf	-Inf	30.93	3	Horizontal	24	1.59	-
2437MHz	Pass	PK	2.485G	67.26	74.00	-6.74	31.12	3	Horizontal	24	1.59	-
2437MHz	Pass	AV	4.87358G	33.87	54.00	-20.13	2.25	3	Vertical	69	2.05	-
2437MHz	Pass	PK	4.86374G	45.26	74.00	-28.74	2.23	3	Vertical	69	2.05	-
2437MHz	Pass	AV	4.87466G	43.82	54.00	-10.18	2.25	3	Horizontal	141	2.00	-
2437MHz	Pass	PK	4.87766G	57.31	74.00	-16.69	2.26	3	Horizontal	141	2.00	-
2442MHz	Pass	AV	2.3896G	44.35	54.00	-9.65	30.77	3	Vertical	96	2.11	-
2442MHz	Pass	AV	2.4448G	100.82	Inf	-Inf	30.98	3	Vertical	96	2.11	-
2442MHz	Pass	AV	2.4835G	50.86	54.00	-3.14	31.11	3	Vertical	96	2.11	-
2442MHz	Pass	PK	2.3844G	56.60	74.00	-17.40	30.76	3	Vertical	96	2.11	-
2442MHz	Pass	PK	2.4456G	111.18	Inf	-Inf	30.98	3	Vertical	96	2.11	-
2442MHz	Pass	PK	2.484G	66.82	74.00	-7.18	31.12	3	Vertical	96	2.11	-
2442MHz	Pass	AV	2.39G	44.85	54.00	-9.15	30.77	3	Horizontal	43	2.55	-
2442MHz	Pass	AV	2.4352G	101.19	Inf	-Inf	30.94	3	Horizontal	43	2.55	-
2442MHz	Pass	AV	2.4835G	51.48	54.00	-2.52	31.11	3	Horizontal	43	2.55	-
2442MHz	Pass	PK	2.3852G	58.43	74.00	-15.57	30.76	3	Horizontal	43	2.55	-
2442MHz	Pass	PK	2.4436G	111.60	Inf	-Inf	30.96	3	Horizontal	43	2.55	-
2442MHz	Pass	PK	2.484G	65.41	74.00	-8.59	31.12	3	Horizontal	43	2.55	-
2447MHz	Pass	AV	2.4416G	100.15	Inf	-Inf	30.96	3	Vertical	90	2.07	-
2447MHz	Pass	AV	2.4835G	51.50	54.00	-2.50	31.11	3	Vertical	90	2.07	-
2447MHz	Pass	PK	2.4452G	110.10	Inf	-Inf	30.98	3	Vertical	90	2.07	-
2447MHz	Pass	PK	2.485G	65.36	74.00	-8.64	31.12	3	Vertical	90	2.07	-
2447MHz	Pass	AV	2.451G	99.35	Inf	-Inf	30.99	3	Horizontal	25	1.55	-
2447MHz	Pass	AV	2.4835G	49.66	54.00	-4.34	31.11	3	Horizontal	25	1.55	-
2447MHz	Pass	PK	2.4514G	109.48	Inf	-Inf	30.99	3	Horizontal	25	1.55	-
2447MHz	Pass	PK	2.4835G	64.27	74.00	-9.73	31.11	3	Horizontal	25	1.55	-
2452MHz	Pass	AV	2.4448G	98.43	Inf	-Inf	30.98	3	Vertical	98	2.09	-
2452MHz	Pass	AV	2.4835G	51.56	54.00	-2.44	31.11	3	Vertical	98	2.09	-
2452MHz	Pass	PK	2.4476G	108.00	Inf	-Inf	30.98	3	Vertical	98	2.09	-
2452MHz	Pass	PK	2.4842G	66.18	74.00	-7.82	31.12	3	Vertical	98	2.09	-
2452MHz	Pass	AV	2.4502G	97.48	Inf	-Inf	30.99	3	Horizontal	157	1.58	-

RSE TX above 1GHz Result

Mode	Result	Type	Freq (Hz)	Level (dBuV/m)	Limit (dBuV/m)	Margin (dB)	Factor (dB)	Dist (m)	Condition	Azimuth (°)	Height (m)	Comments
2452MHz	Pass	AV	2.4835G	49.54	54.00	-4.46	31.11	3	Horizontal	157	1.58	-
2452MHz	Pass	PK	2.4486G	108.25	Inf	-Inf	30.99	3	Horizontal	157	1.58	-
2452MHz	Pass	PK	2.4838G	63.10	74.00	-10.90	31.11	3	Horizontal	157	1.58	-
2457MHz	Pass	AV	2.4518G	97.48	Inf	-Inf	31.00	3	Vertical	96	2.07	-
2457MHz	Pass	AV	2.4835G	51.50	54.00	-2.50	31.11	3	Vertical	96	2.07	-
2457MHz	Pass	PK	2.4598G	107.20	Inf	-Inf	31.03	3	Vertical	96	2.07	-
2457MHz	Pass	PK	2.4835G	62.66	74.00	-11.34	31.11	3	Vertical	96	2.07	-
2457MHz	Pass	AV	2.4614G	95.30	Inf	-Inf	31.03	3	Horizontal	27	1.52	-
2457MHz	Pass	AV	2.4835G	49.37	54.00	-4.63	31.11	3	Horizontal	27	1.52	-
2457MHz	Pass	PK	2.46G	107.29	Inf	-Inf	31.03	3	Horizontal	27	1.52	-
2457MHz	Pass	PK	2.4858G	64.19	74.00	-9.81	31.12	3	Horizontal	27	1.52	-
2462MHz	Pass	AV	2.456G	93.76	Inf	-Inf	31.01	3	Vertical	105	2.11	-
2462MHz	Pass	AV	2.4835G	51.27	54.00	-2.73	31.11	3	Vertical	105	2.11	-
2462MHz	Pass	PK	2.4582G	103.59	Inf	-Inf	31.02	3	Vertical	105	2.11	-
2462MHz	Pass	PK	2.484G	64.66	74.00	-9.34	31.12	3	Vertical	105	2.11	-
2462MHz	Pass	AV	2.4566G	94.07	Inf	-Inf	31.02	3	Horizontal	44	1.09	-
2462MHz	Pass	AV	2.4836G	50.84	54.00	-3.16	31.11	3	Horizontal	44	1.09	-
2462MHz	Pass	PK	2.465G	105.42	Inf	-Inf	31.04	3	Horizontal	44	1.09	-
2462MHz	Pass	PK	2.4836G	63.49	74.00	-10.51	31.11	3	Horizontal	44	1.09	-
2462MHz	Pass	AV	4.92226G	30.87	54.00	-23.13	2.38	3	Vertical	14	2.94	-
2462MHz	Pass	PK	4.93816G	43.88	74.00	-30.12	2.42	3	Vertical	14	2.94	-
2462MHz	Pass	AV	4.9244G	31.42	54.00	-22.58	2.38	3	Horizontal	54	2.26	-
2462MHz	Pass	PK	4.9277G	44.12	74.00	-29.88	2.39	3	Horizontal	54	2.26	-

802.11b_Nss1,(1Mbps)_1TX

2412MHz_TX

20/11/2018

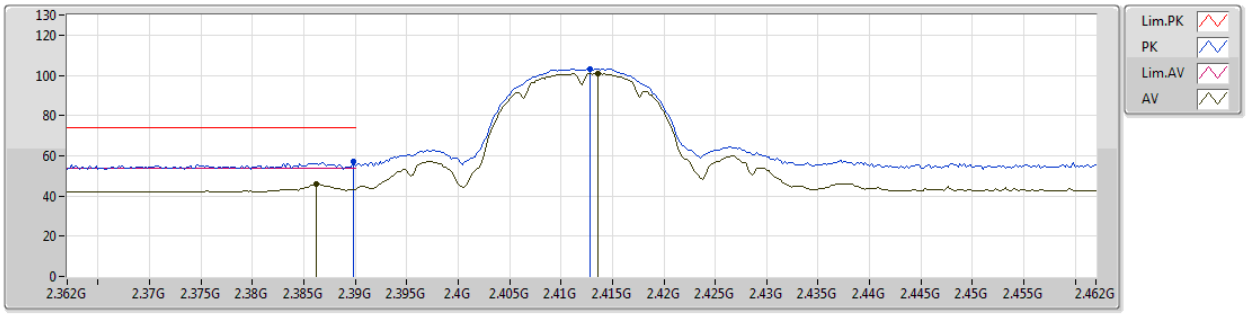

Type	Freq	Level	Limit	Margin	Factor	Dist	Condition	Azimuth	Height	Comments
	(Hz)	(dBuV/m)	(dBuV/m)	(dB)	(dB)	(m)		(°)	(m)	
AV	2.3862G	45.79	54.00	-8.21	30.76	3	Vertical	104	2.37	-
AV	2.4136G	100.91	Inf	-Inf	30.86	3	Vertical	104	2.37	-
PK	2.3898G	56.94	74.00	-17.06	30.77	3	Vertical	104	2.37	-
PK	2.4128G	103.34	Inf	-Inf	30.86	3	Vertical	104	2.37	-

802.11b_Nss1,(1Mbps)_1TX

2412MHz_TX

20/11/2018

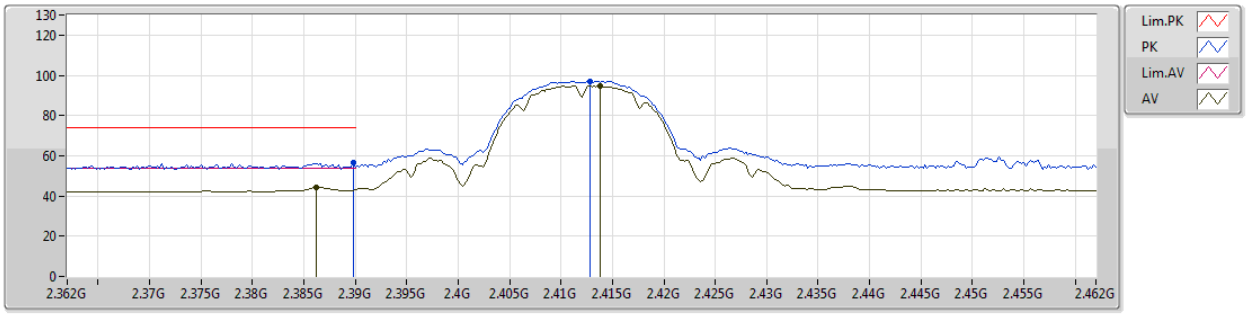

Type	Freq	Level	Limit	Margin	Factor	Dist	Condition	Azimuth	Height	Comments
	(Hz)	(dBuV/m)	(dBuV/m)	(dB)	(dB)	(m)		(°)	(m)	
AV	2.3862G	44.31	54.00	-9.69	30.76	3	Horizontal	133	1.42	-
AV	2.4138G	94.67	Inf	-Inf	30.86	3	Horizontal	133	1.42	-
PK	2.3898G	56.61	74.00	-17.39	30.77	3	Horizontal	133	1.42	-
PK	2.4128G	97.10	Inf	-Inf	30.86	3	Horizontal	133	1.42	-

802.11b_Nss1,(1Mbps)_1TX

2412MHz_TX

20/11/2018

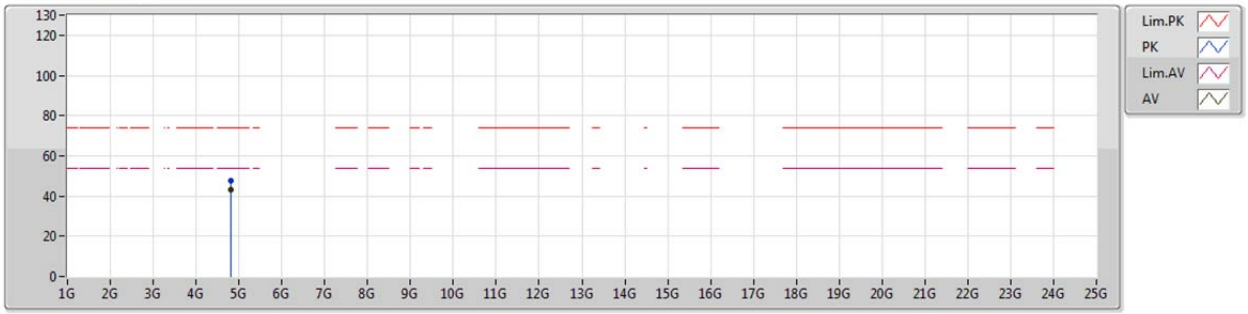

Type	Freq	Level	Limit	Margin	Factor	Dist	Condition	Azimuth	Height	Comments
	(Hz)	(dBuV/m)	(dBuV/m)	(dB)	(dB)	(m)		(°)	(m)	
AV	4.824G	43.14	54.00	-10.86	2.13	3	Vertical	349	1.50	-
PK	4.82406G	47.87	74.00	-26.13	2.13	3	Vertical	349	1.50	-

802.11b_Nss1,(1Mbps)_1TX

2412MHz_TX

20/11/2018

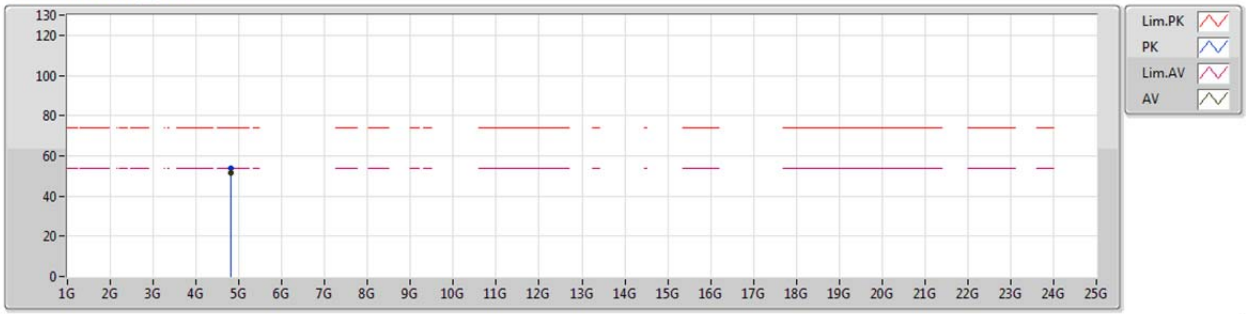

Type	Freq	Level	Limit	Margin	Factor	Dist	Condition	Azimuth	Height	Comments
	(Hz)	(dBuV/m)	(dBuV/m)	(dB)	(dB)	(m)		(°)	(m)	
AV	4.824G	51.50	54.00	-2.50	2.13	3	Horizontal	122	2.09	-
PK	4.82394G	53.53	74.00	-20.47	2.13	3	Horizontal	122	2.09	-

802.11b_Nss1,(1Mbps)_1TX

2437MHz_TX

20/11/2018

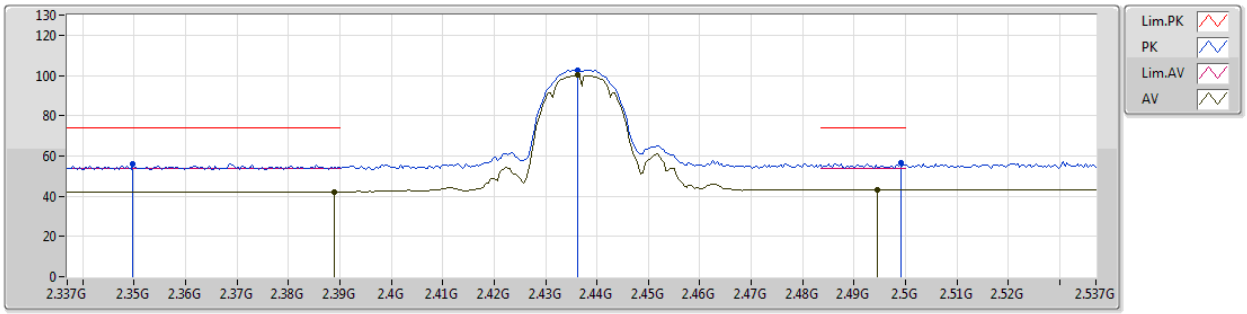

Type	Freq	Level	Limit	Margin	Factor	Dist	Condition	Azimuth	Height	Comments
	(Hz)	(dBuV/m)	(dBuV/m)	(dB)	(dB)	(m)		(°)	(m)	
AV	2.389G	42.27	54.00	-11.73	30.77	3	Vertical	109	1.86	-
AV	2.4362G	100.04	Inf	-Inf	30.94	3	Vertical	109	1.86	-
AV	2.4946G	43.00	54.00	-11.00	31.15	3	Vertical	109	1.86	-
PK	2.3498G	56.27	74.00	-17.73	30.63	3	Vertical	109	1.86	-
PK	2.4362G	102.64	Inf	-Inf	30.94	3	Vertical	109	1.86	-
PK	2.499G	56.62	74.00	-17.38	31.17	3	Vertical	109	1.86	-

802.11b_Nss1,(1Mbps)_1TX

2437MHz_TX

20/11/2018

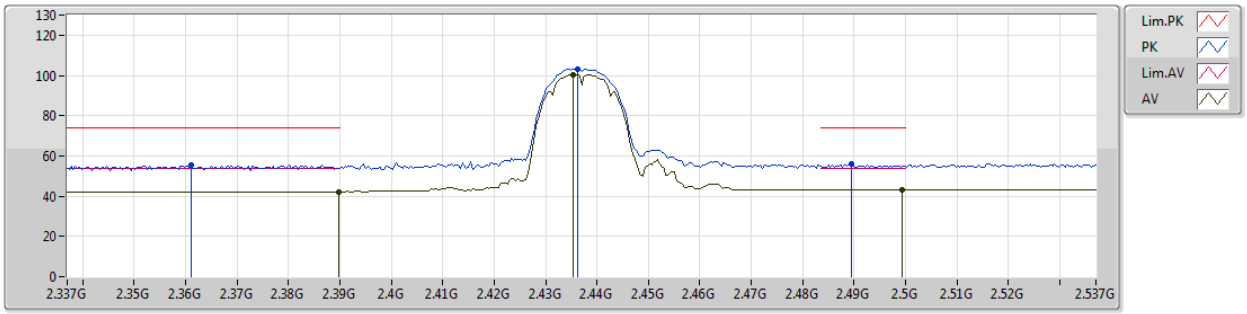

Type	Freq	Level	Limit	Margin	Factor	Dist	Condition	Azimuth	Height	Comments
	(Hz)	(dBuV/m)	(dBuV/m)	(dB)	(dB)	(m)		(°)	(m)	
AV	2.3898G	42.30	54.00	-11.70	30.77	3	Horizontal	128	1.11	-
AV	2.4354G	100.33	Inf	-Inf	30.94	3	Horizontal	128	1.11	-
AV	2.4994G	43.02	54.00	-10.98	31.17	3	Horizontal	128	1.11	-
PK	2.361G	55.33	74.00	-18.67	30.67	3	Horizontal	128	1.11	-
PK	2.4362G	103.14	Inf	-Inf	30.94	3	Horizontal	128	1.11	-
PK	2.4894G	55.96	74.00	-18.04	31.13	3	Horizontal	128	1.11	-

802.11b_Nss1,(1Mbps)_1TX

2437MHz_TX

20/11/2018

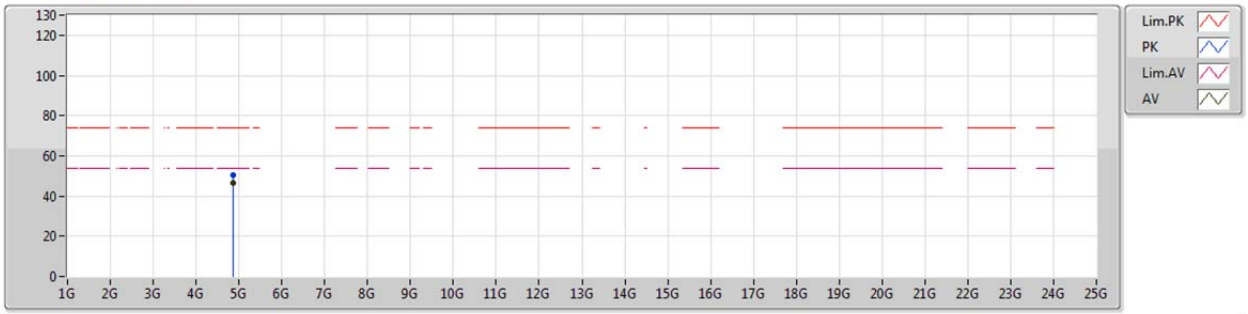

Type	Freq	Level	Limit	Margin	Factor	Dist	Condition	Azimuth	Height	Comments
	(Hz)	(dBuV/m)	(dBuV/m)	(dB)	(dB)	(m)		(°)	(m)	
AV	4.874G	46.74	54.00	-7.26	2.25	3	Vertical	90	2.01	-
PK	4.874G	50.20	74.00	-23.80	2.25	3	Vertical	90	2.01	-

802.11b_Nss1,(1Mbps)_1TX

2437MHz_TX

20/11/2018

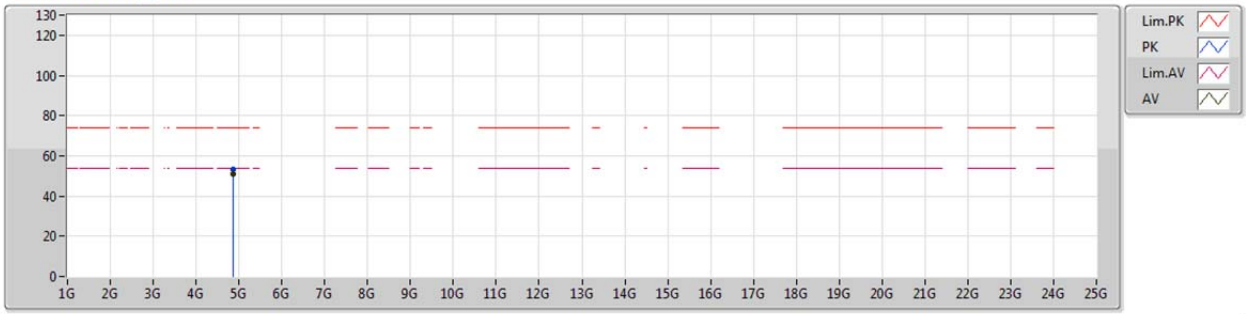

Type	Freq	Level	Limit	Margin	Factor	Dist	Condition	Azimuth	Height	Comments
	(Hz)	(dBuV/m)	(dBuV/m)	(dB)	(dB)	(m)		(°)	(m)	
AV	4.874G	51.25	54.00	-2.75	2.25	3	Horizontal	122	2.18	-
PK	4.874G	53.50	74.00	-20.50	2.25	3	Horizontal	122	2.18	-

802.11b_Nss1,(1Mbps)_1TX

2462MHz_TX

20/11/2018

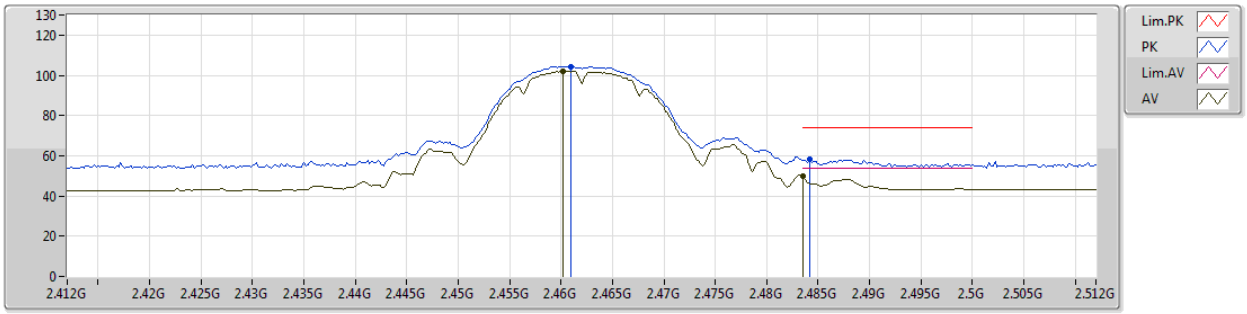

Type	Freq	Level	Limit	Margin	Factor	Dist	Condition	Azimuth	Height	Comments
	(Hz)	(dBuV/m)	(dBuV/m)	(dB)	(dB)	(m)		(°)	(m)	
AV	2.4602G	102.14	Inf	-Inf	31.03	3	Vertical	77	2.08	-
AV	2.4835G	50.09	54.00	-3.91	31.11	3	Vertical	77	2.08	-
PK	2.461G	104.43	Inf	-Inf	31.03	3	Vertical	77	2.08	-
PK	2.4842G	58.09	74.00	-15.91	31.12	3	Vertical	77	2.08	-

802.11b_Nss1,(1Mbps)_1TX

2462MHz_TX

20/11/2018

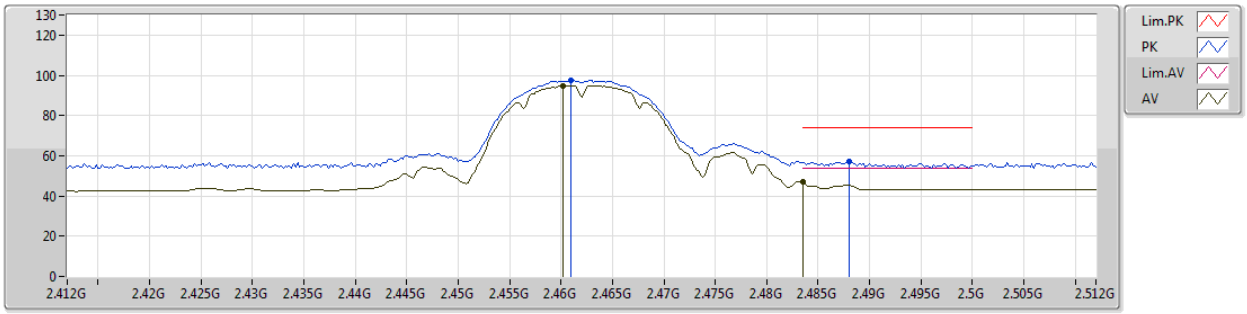

Type	Freq	Level	Limit	Margin	Factor	Dist	Condition	Azimuth	Height	Comments
	(Hz)	(dBuV/m)	(dBuV/m)	(dB)	(dB)	(m)		(°)	(m)	
AV	2.4602G	94.86	Inf	-Inf	31.03	3	Horizontal	32	1.06	-
AV	2.4835G	46.84	54.00	-7.16	31.11	3	Horizontal	32	1.06	-
PK	2.461G	97.32	Inf	-Inf	31.03	3	Horizontal	32	1.06	-
PK	2.488G	56.94	74.00	-17.06	31.13	3	Horizontal	32	1.06	-

802.11b_Nss1,(1Mbps)_1TX

2462MHz_TX

20/11/2018

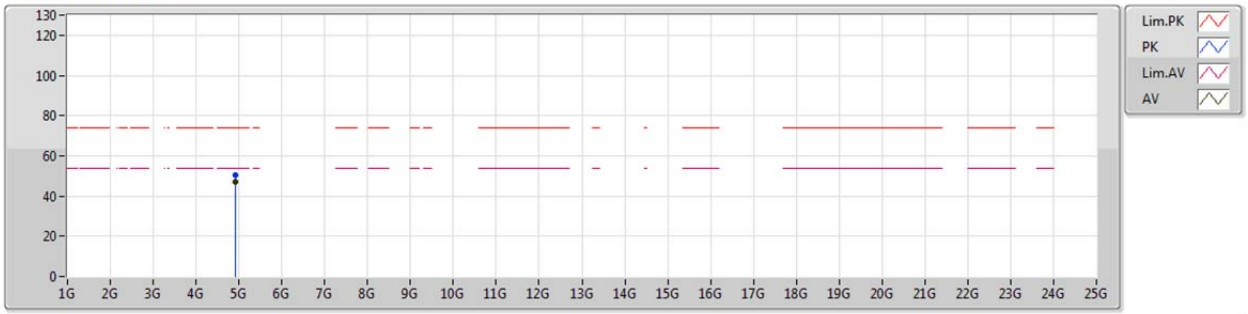

Type	Freq	Level	Limit	Margin	Factor	Dist	Condition	Azimuth	Height	Comments
	(Hz)	(dBuV/m)	(dBuV/m)	(dB)	(dB)	(m)		(°)	(m)	
AV	4.924G	47.19	54.00	-6.81	2.38	3	Vertical	99	1.54	-
PK	4.92394G	50.30	74.00	-23.70	2.38	3	Vertical	99	1.54	-

802.11b_Nss1,(1Mbps)_1TX

2462MHz_TX

20/11/2018

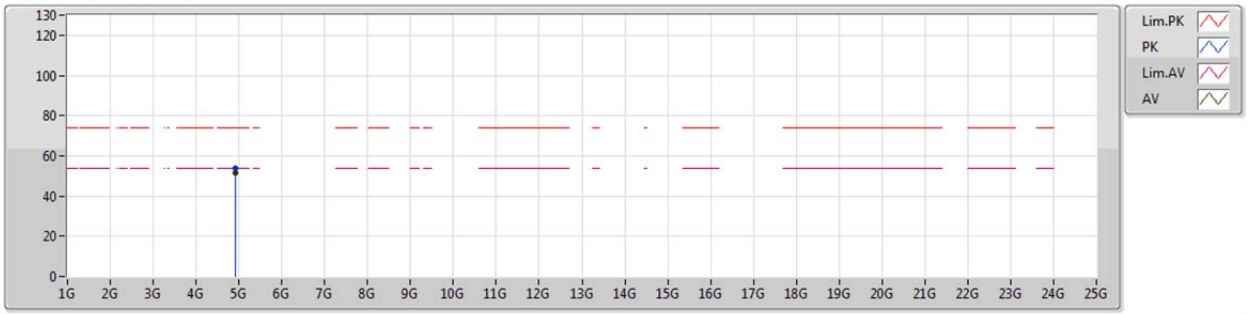

Type	Freq	Level	Limit	Margin	Factor	Dist	Condition	Azimuth	Height	Comments
	(Hz)	(dBuV/m)	(dBuV/m)	(dB)	(dB)	(m)		(°)	(m)	
AV	4.924G	51.79	54.00	-2.21	2.38	3	Horizontal	177	2.13	-
PK	4.92388G	53.71	74.00	-20.29	2.38	3	Horizontal	177	2.13	-

802.11g_Nss1,(6Mbps)_1TX

2412MHz_TX

20/11/2018

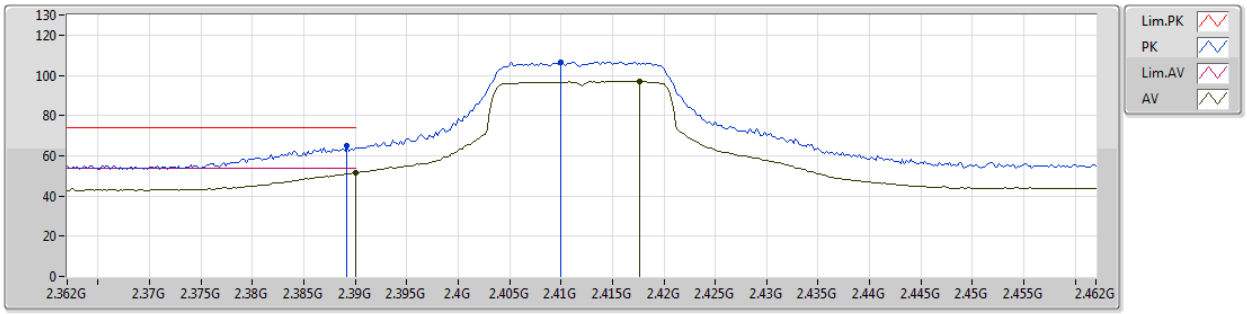

Type	Freq	Level	Limit	Margin	Factor	Dist	Condition	Azimuth	Height	Comments
	(Hz)	(dBuV/m)	(dBuV/m)	(dB)	(dB)	(m)		(°)	(m)	
AV	2.39G	51.76	54.00	-2.24	30.77	3	Vertical	102	2.37	-
AV	2.4176G	96.99	Inf	-Inf	30.87	3	Vertical	102	2.37	-
PK	2.3892G	64.80	74.00	-9.20	30.77	3	Vertical	102	2.37	-
PK	2.41G	106.70	Inf	-Inf	30.85	3	Vertical	102	2.37	-

802.11g_Nss1,(6Mbps)_1TX

2412MHz_TX

20/11/2018

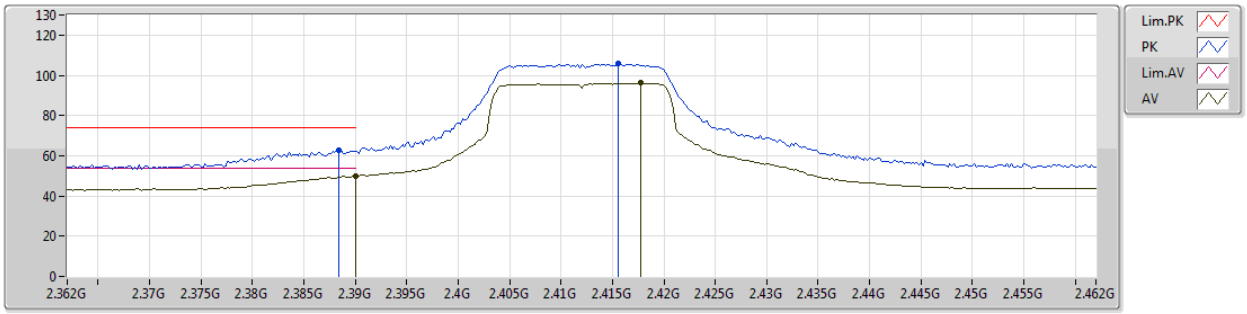

Type	Freq	Level	Limit	Margin	Factor	Dist	Condition	Azimuth	Height	Comments
	(Hz)	(dBuV/m)	(dBuV/m)	(dB)	(dB)	(m)		(°)	(m)	
AV	2.39G	49.89	54.00	-4.11	30.77	3	Horizontal	135	1.43	-
AV	2.4178G	96.18	Inf	-Inf	30.87	3	Horizontal	135	1.43	-
PK	2.3884G	62.86	74.00	-11.14	30.77	3	Horizontal	135	1.43	-
PK	2.4156G	105.67	Inf	-Inf	30.86	3	Horizontal	135	1.43	-

802.11g_Nss1,(6Mbps)_1TX

2412MHz_TX

20/11/2018

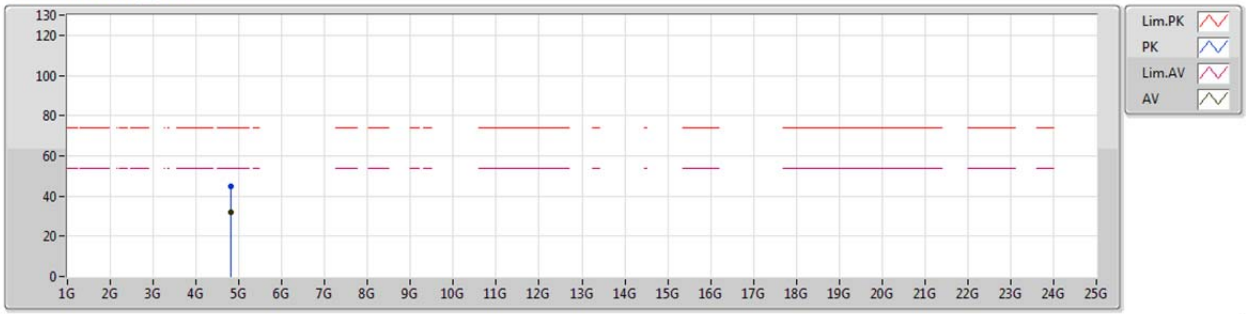

Type	Freq	Level	Limit	Margin	Factor	Dist	Condition	Azimuth	Height	Comments
	(Hz)	(dBuV/m)	(dBuV/m)	(dB)	(dB)	(m)		(°)	(m)	
AV	4.82442G	32.08	54.00	-21.92	2.13	3	Vertical	351	1.32	-
PK	4.82466G	44.76	74.00	-29.24	2.13	3	Vertical	351	1.32	-

802.11g_Nss1,(6Mbps)_1TX

2412MHz_TX

20/11/2018

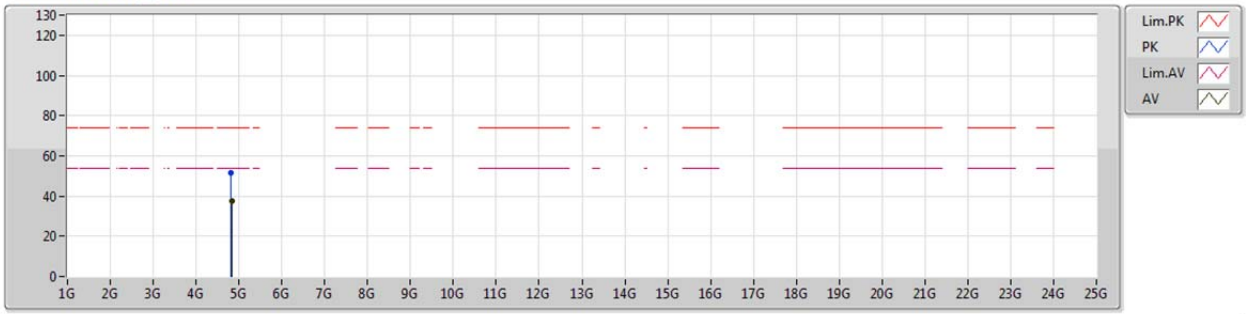

Type	Freq	Level	Limit	Margin	Factor	Dist	Condition	Azimuth	Height	Comments
	(Hz)	(dBuV/m)	(dBuV/m)	(dB)	(dB)	(m)		(°)	(m)	
AV	4.82502G	37.64	54.00	-16.36	2.14	3	Horizontal	121	2.15	-
PK	4.82364G	51.36	74.00	-22.64	2.13	3	Horizontal	121	2.15	-

802.11g_Nss1,(6Mbps)_1TX

2417MHz_TX

20/11/2018

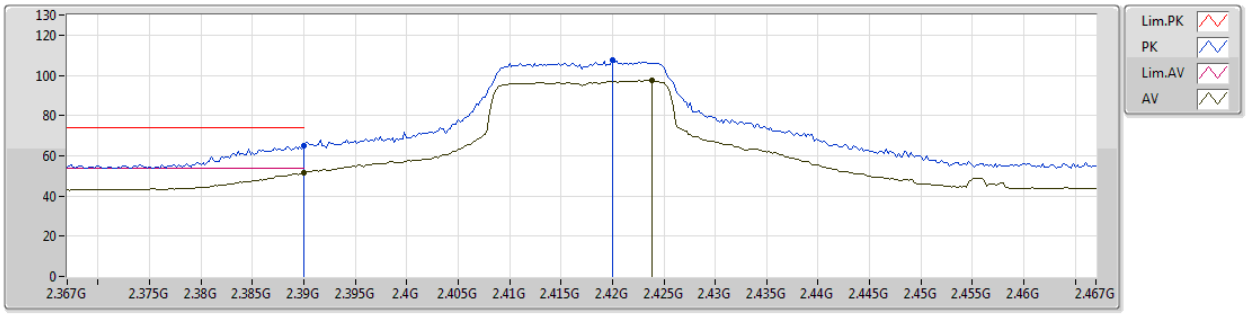

Type	Freq	Level	Limit	Margin	Factor	Dist	Condition	Azimuth	Height	Comments
	(Hz)	(dBuV/m)	(dBuV/m)	(dB)	(dB)	(m)		(°)	(m)	
AV	2.39G	51.38	54.00	-2.62	30.77	3	Vertical	109	2.15	-
AV	2.4238G	97.37	Inf	-Inf	30.90	3	Vertical	109	2.15	-
PK	2.39G	64.77	74.00	-9.23	30.77	3	Vertical	109	2.15	-
PK	2.42G	107.53	Inf	-Inf	30.89	3	Vertical	109	2.15	-

802.11g_Nss1,(6Mbps)_1TX

2417MHz_TX

20/11/2018

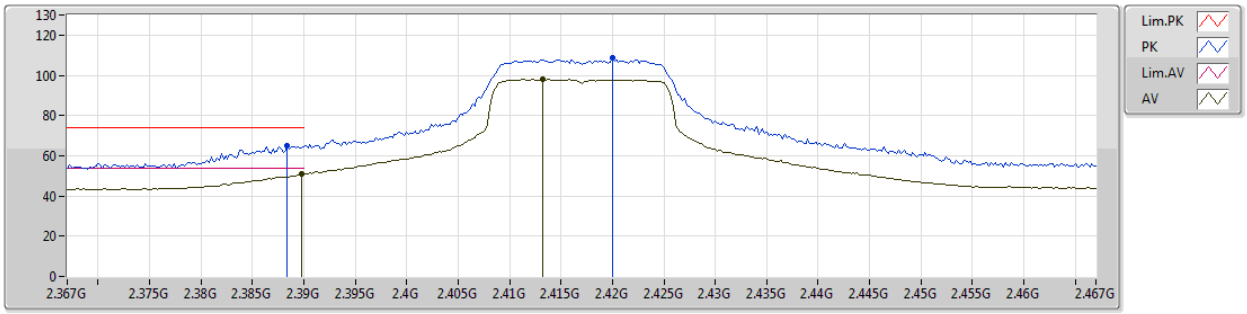

Type	Freq	Level	Limit	Margin	Factor	Dist	Condition	Azimuth	Height	Comments
	(Hz)	(dBuV/m)	(dBuV/m)	(dB)	(dB)	(m)		(°)	(m)	
AV	2.3898G	50.72	54.00	-3.28	30.77	3	Horizontal	44	2.11	-
AV	2.4132G	97.99	Inf	-Inf	30.86	3	Horizontal	44	2.11	-
PK	2.3884G	64.96	74.00	-9.04	30.77	3	Horizontal	44	2.11	-
PK	2.42G	108.59	Inf	-Inf	30.89	3	Horizontal	44	2.11	-

802.11g_Nss1,(6Mbps)_1TX

2422MHz_TX

20/11/2018

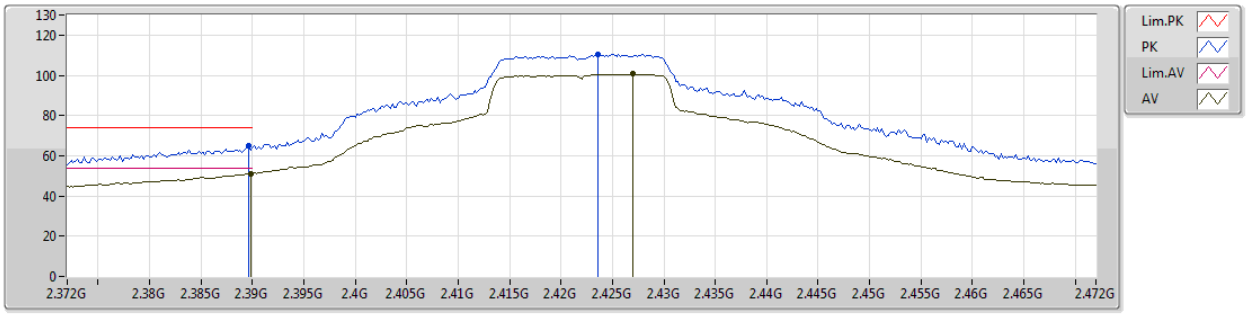

Type	Freq	Level	Limit	Margin	Factor	Dist	Condition	Azimuth	Height	Comments
	(Hz)	(dBuV/m)	(dBuV/m)	(dB)	(dB)	(m)		(°)	(m)	
AV	2.3898G	51.07	54.00	-2.93	30.77	3	Vertical	109	2.15	-
AV	2.427G	100.63	Inf	-Inf	30.91	3	Vertical	109	2.15	-
PK	2.3896G	64.92	74.00	-9.08	30.77	3	Vertical	109	2.15	-
PK	2.4236G	110.38	Inf	-Inf	30.90	3	Vertical	109	2.15	-

802.11g_Nss1,(6Mbps)_1TX

2422MHz_TX

20/11/2018

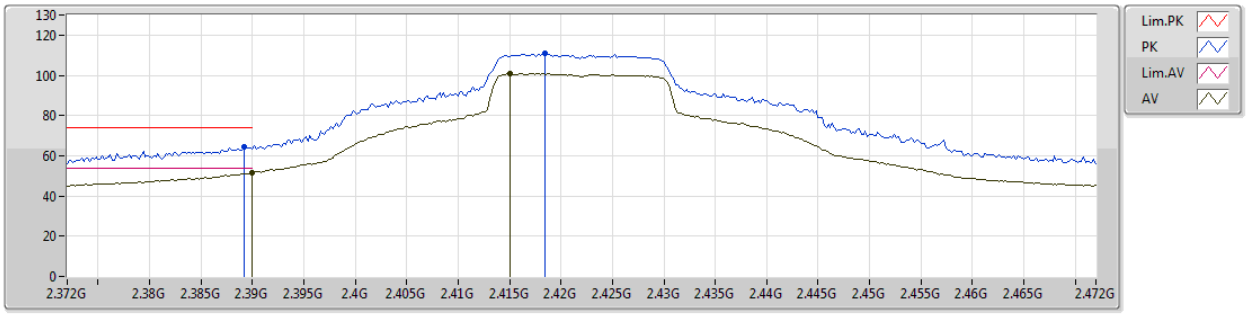

Type	Freq	Level	Limit	Margin	Factor	Dist	Condition	Azimuth	Height	Comments
	(Hz)	(dBuV/m)	(dBuV/m)	(dB)	(dB)	(m)		(°)	(m)	
AV	2.39G	51.51	54.00	-2.49	30.77	3	Horizontal	43	2.08	-
AV	2.415G	100.89	Inf	-Inf	30.86	3	Horizontal	43	2.08	-
PK	2.3892G	64.16	74.00	-9.84	30.77	3	Horizontal	43	2.08	-
PK	2.4184G	110.82	Inf	-Inf	30.87	3	Horizontal	43	2.08	-

802.11g_Nss1,(6Mbps)_1TX

2427MHz_TX

20/11/2018

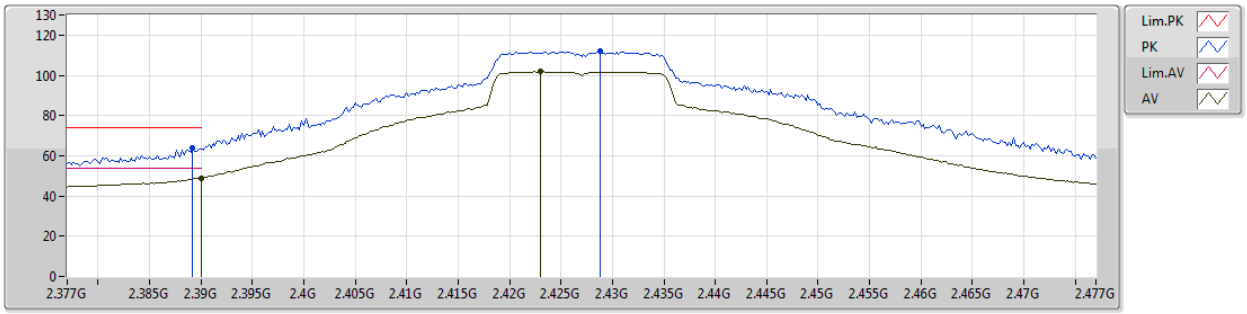

Type	Freq	Level	Limit	Margin	Factor	Dist	Condition	Azimuth	Height	Comments
	(Hz)	(dBuV/m)	(dBuV/m)	(dB)	(dB)	(m)		(°)	(m)	
AV	2.39G	48.83	54.00	-5.17	30.77	3	Vertical	97	2.65	-
AV	2.423G	101.98	Inf	-Inf	30.89	3	Vertical	97	2.65	-
PK	2.3892G	64.12	74.00	-9.88	30.77	3	Vertical	97	2.65	-
PK	2.4288G	111.91	Inf	-Inf	30.91	3	Vertical	97	2.65	-

802.11g_Nss1,(6Mbps)_1TX

2427MHz_TX

20/11/2018

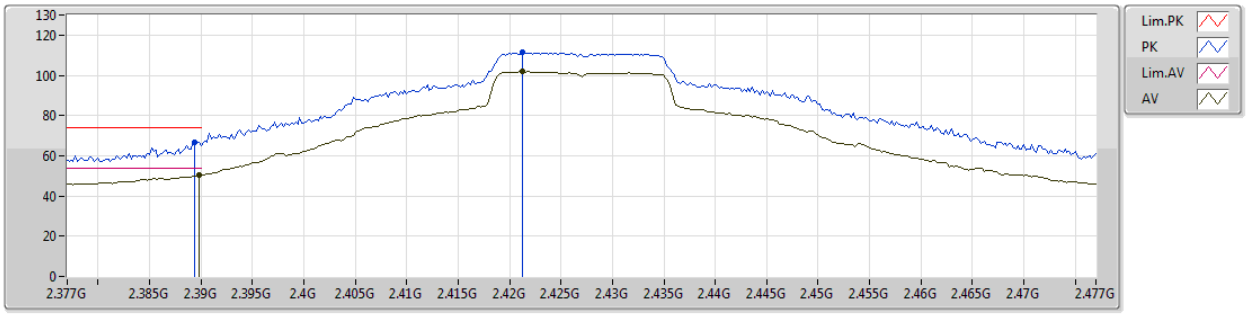

Type	Freq	Level	Limit	Margin	Factor	Dist	Condition	Azimuth	Height	Comments
	(Hz)	(dBuV/m)	(dBuV/m)	(dB)	(dB)	(m)		(°)	(m)	
AV	2.3898G	50.30	54.00	-3.70	30.77	3	Horizontal	43	2.07	-
AV	2.4212G	101.81	Inf	-Inf	30.89	3	Horizontal	43	2.07	-
PK	2.3894G	66.55	74.00	-7.45	30.77	3	Horizontal	43	2.07	-
PK	2.4212G	111.70	Inf	-Inf	30.89	3	Horizontal	43	2.07	-

802.11g_Nss1,(6Mbps)_1TX

2432MHz_TX

20/11/2018

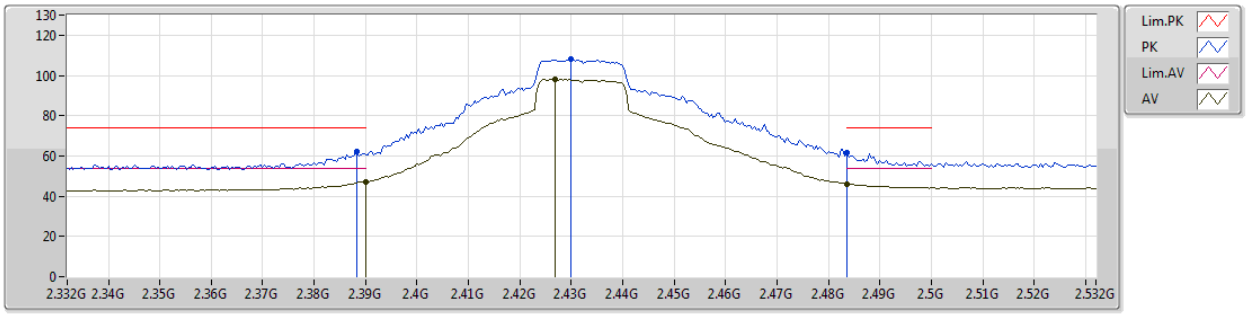

Type	Freq	Level	Limit	Margin	Factor	Dist	Condition	Azimuth	Height	Comments
	(Hz)	(dBuV/m)	(dBuV/m)	(dB)	(dB)	(m)		(°)	(m)	
AV	2.39G	47.26	54.00	-6.74	30.77	3	Vertical	30	1.47	-
AV	2.4268G	98.02	Inf	-Inf	30.91	3	Vertical	30	1.47	-
AV	2.4835G	46.11	54.00	-7.89	31.11	3	Vertical	30	1.47	-
PK	2.3884G	62.27	74.00	-11.73	30.77	3	Vertical	30	1.47	-
PK	2.43G	108.06	Inf	-Inf	30.91	3	Vertical	30	1.47	-
PK	2.4835G	61.60	74.00	-12.40	31.11	3	Vertical	30	1.47	-

802.11g_Nss1,(6Mbps)_1TX

2432MHz_TX

20/11/2018

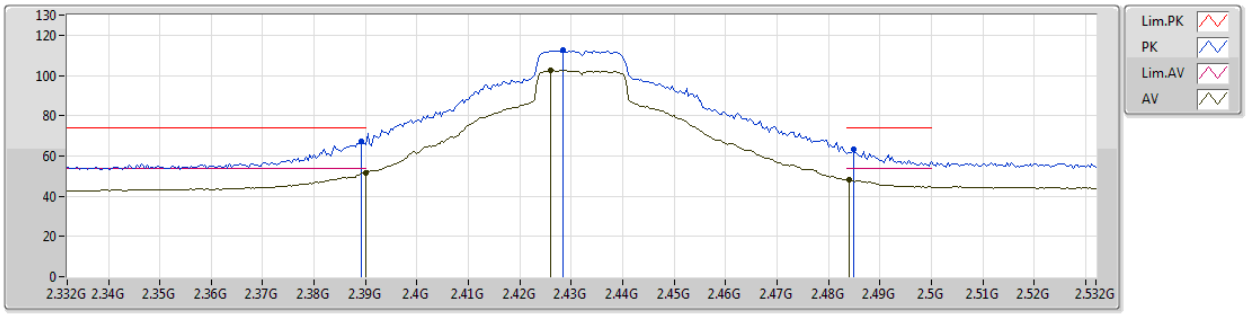

Type	Freq	Level	Limit	Margin	Factor	Dist	Condition	Azimuth	Height	Comments
	(Hz)	(dBuV/m)	(dBuV/m)	(dB)	(dB)	(m)		(°)	(m)	
AV	2.39G	51.72	54.00	-2.28	30.77	3	Horizontal	43	2.62	-
AV	2.426G	102.55	Inf	-Inf	30.90	3	Horizontal	43	2.62	-
AV	2.484G	48.42	54.00	-5.58	31.12	3	Horizontal	43	2.62	-
PK	2.3892G	67.33	74.00	-6.67	30.77	3	Horizontal	43	2.62	-
PK	2.4284G	112.42	Inf	-Inf	30.91	3	Horizontal	43	2.62	-
PK	2.4848G	63.19	74.00	-10.81	31.12	3	Horizontal	43	2.62	-

802.11g_Nss1,(6Mbps)_1TX

2437MHz_TX

20/11/2018

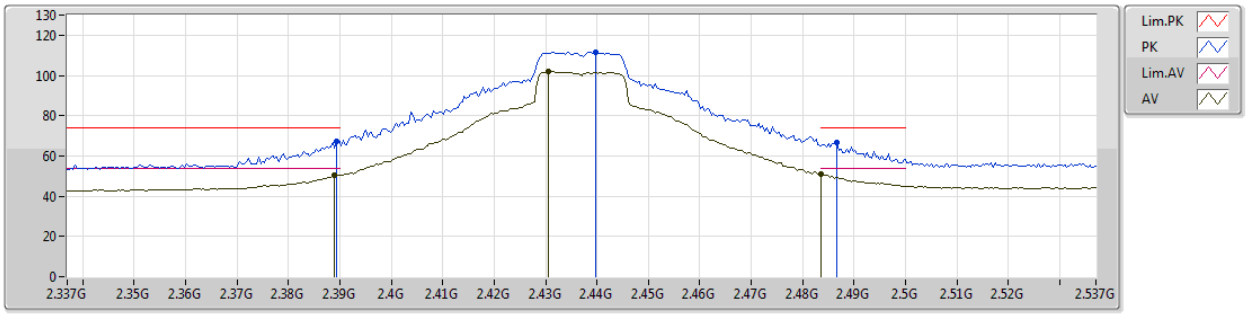

Type	Freq	Level	Limit	Margin	Factor	Dist	Condition	Azimuth	Height	Comments
	(Hz)	(dBuV/m)	(dBuV/m)	(dB)	(dB)	(m)		(°)	(m)	
AV	2.389G	50.40	54.00	-3.60	30.77	3	Vertical	103	2.14	-
AV	2.4306G	101.95	Inf	-Inf	30.92	3	Vertical	103	2.14	-
AV	2.4835G	50.82	54.00	-3.18	31.11	3	Vertical	103	2.14	-
PK	2.3894G	67.34	74.00	-6.66	30.77	3	Vertical	103	2.14	-
PK	2.4398G	111.53	Inf	-Inf	30.95	3	Vertical	103	2.14	-
PK	2.4866G	66.58	74.00	-7.42	31.12	3	Vertical	103	2.14	-

802.11g_Nss1,(6Mbps)_1TX

2437MHz_TX

20/11/2018

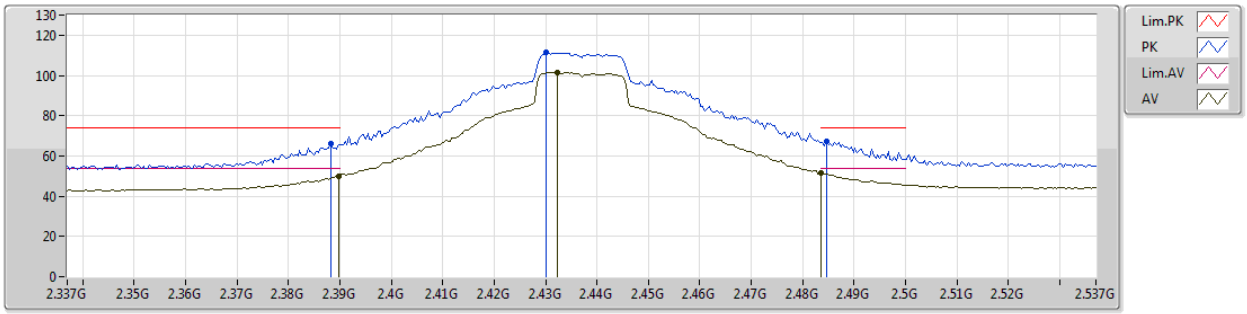

Type	Freq	Level	Limit	Margin	Factor	Dist	Condition	Azimuth	Height	Comments
	(Hz)	(dBuV/m)	(dBuV/m)	(dB)	(dB)	(m)		(°)	(m)	
AV	2.3898G	49.79	54.00	-4.21	30.77	3	Horizontal	135	1.36	-
AV	2.4322G	101.59	Inf	-Inf	30.93	3	Horizontal	135	1.36	-
AV	2.4835G	51.36	54.00	-2.64	31.11	3	Horizontal	135	1.36	-
PK	2.3882G	66.01	74.00	-7.99	30.77	3	Horizontal	135	1.36	-
PK	2.4302G	111.41	Inf	-Inf	30.91	3	Horizontal	135	1.36	-
PK	2.4846G	67.23	74.00	-6.77	31.12	3	Horizontal	135	1.36	-

802.11g_Nss1,(6Mbps)_1TX

2437MHz_TX

20/11/2018

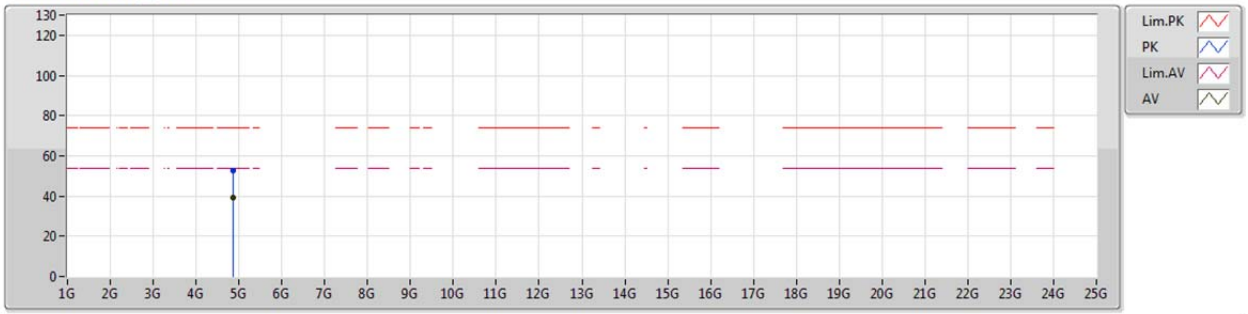

Type	Freq	Level	Limit	Margin	Factor	Dist	Condition	Azimuth	Height	Comments
	(Hz)	(dBuV/m)	(dBuV/m)	(dB)	(dB)	(m)		(°)	(m)	
AV	4.87538G	39.08	54.00	-14.92	2.26	3	Vertical	320	2.74	-
PK	4.87244G	52.62	74.00	-21.38	2.25	3	Vertical	320	2.74	-

802.11g_Nss1,(6Mbps)_1TX

2437MHz_TX

20/11/2018

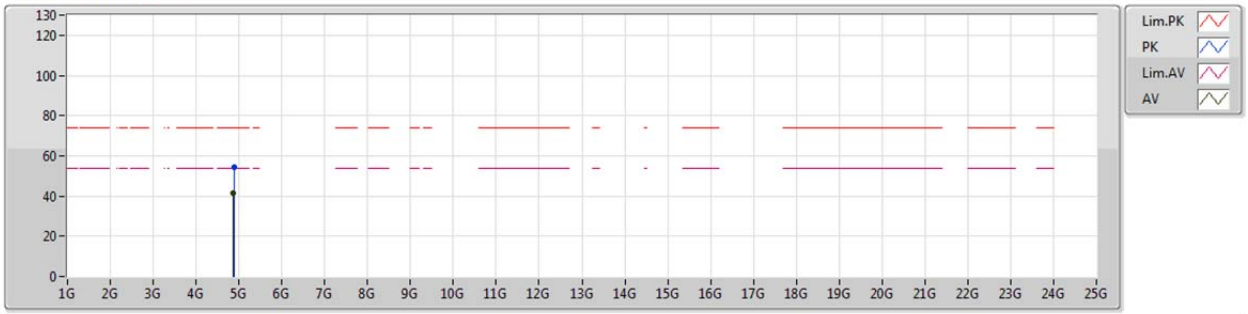

Type	Freq	Level	Limit	Margin	Factor	Dist	Condition	Azimuth	Height	Comments
	(Hz)	(dBuV/m)	(dBuV/m)	(dB)	(dB)	(m)		(°)	(m)	
AV	4.8731G	41.47	54.00	-12.53	2.25	3	Horizontal	122	1.98	-
PK	4.8776G	54.54	74.00	-19.46	2.26	3	Horizontal	122	1.98	-

802.11g_Nss1,(6Mbps)_1TX

2442MHz_TX

20/11/2018

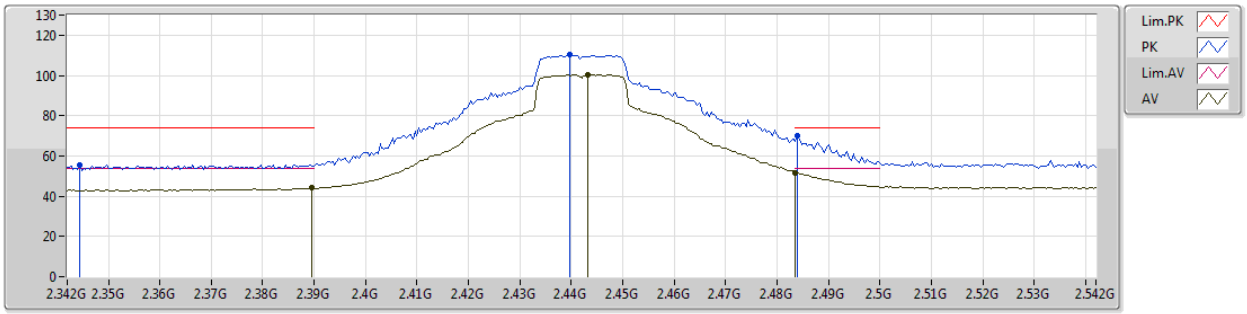

Type	Freq	Level	Limit	Margin	Factor	Dist	Condition	Azimuth	Height	Comments
	(Hz)	(dBuV/m)	(dBuV/m)	(dB)	(dB)	(m)		(°)	(m)	
AV	2.3896G	44.10	54.00	-9.90	30.77	3	Vertical	121	2.10	-
AV	2.4432G	100.22	Inf	-Inf	30.96	3	Vertical	121	2.10	-
AV	2.4835G	51.58	54.00	-2.42	31.11	3	Vertical	121	2.10	-
PK	2.3444G	55.70	74.00	-18.30	30.61	3	Vertical	121	2.10	-
PK	2.4396G	110.46	Inf	-Inf	30.95	3	Vertical	121	2.10	-
PK	2.484G	70.04	74.00	-3.96	31.12	3	Vertical	121	2.10	-

802.11g_Nss1,(6Mbps)_1TX

2442MHz_TX

20/11/2018

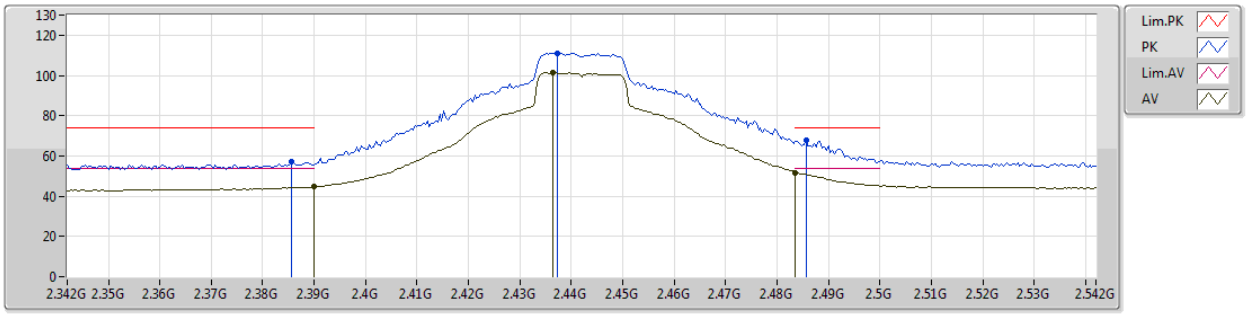

Type	Freq	Level	Limit	Margin	Factor	Dist	Condition	Azimuth	Height	Comments
	(Hz)	(dBuV/m)	(dBuV/m)	(dB)	(dB)	(m)		(°)	(m)	
AV	2.39G	44.66	54.00	-9.34	30.77	3	Horizontal	40	1.80	-
AV	2.4364G	101.50	Inf	-Inf	30.94	3	Horizontal	40	1.80	-
AV	2.4835G	51.80	54.00	-2.20	31.11	3	Horizontal	40	1.80	-
PK	2.3856G	57.21	74.00	-16.79	30.76	3	Horizontal	40	1.80	-
PK	2.4372G	111.11	Inf	-Inf	30.94	3	Horizontal	40	1.80	-
PK	2.4856G	67.90	74.00	-6.10	31.12	3	Horizontal	40	1.80	-

802.11g_Nss1,(6Mbps)_1TX

2447MHz_TX

20/11/2018

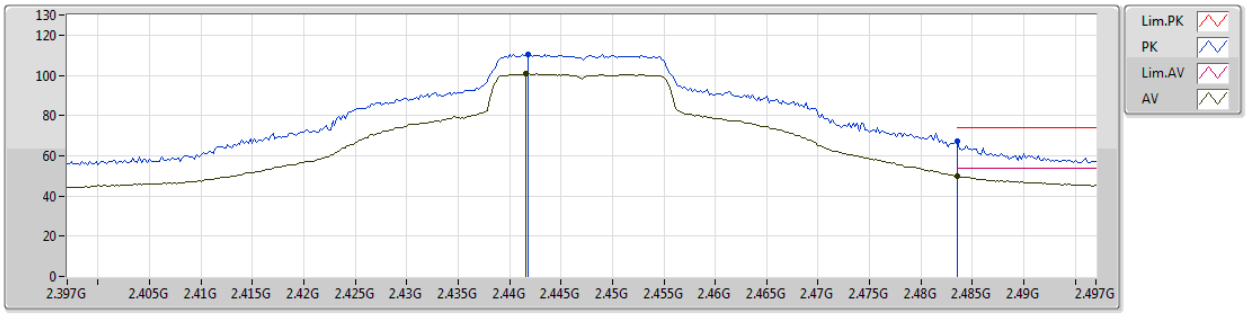

Type	Freq	Level	Limit	Margin	Factor	Dist	Condition	Azimuth	Height	Comments
	(Hz)	(dBuV/m)	(dBuV/m)	(dB)	(dB)	(m)		(°)	(m)	
AV	2.4416G	100.70	Inf	-Inf	30.96	3	Vertical	41	2.54	-
AV	2.4835G	49.73	54.00	-4.27	31.11	3	Vertical	41	2.54	-
PK	2.4418G	110.45	Inf	-Inf	30.96	3	Vertical	41	2.54	-
PK	2.4835G	67.15	74.00	-6.85	31.11	3	Vertical	41	2.54	-

802.11g_Nss1,(6Mbps)_1TX

2447MHz_TX

20/11/2018

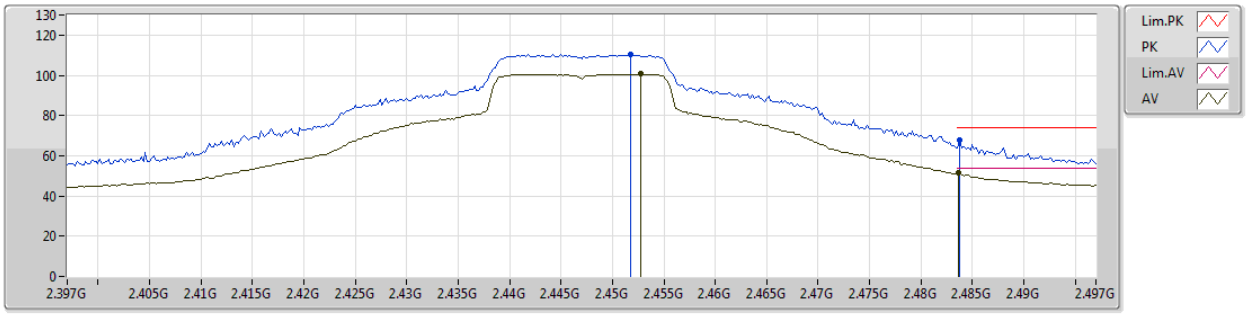

Type	Freq	Level	Limit	Margin	Factor	Dist	Condition	Azimuth	Height	Comments
	(Hz)	(dBuV/m)	(dBuV/m)	(dB)	(dB)	(m)		(°)	(m)	
AV	2.4528G	100.84	Inf	-Inf	31.00	3	Horizontal	45	2.25	-
AV	2.4836G	51.45	54.00	-2.55	31.11	3	Horizontal	45	2.25	-
PK	2.4518G	110.54	Inf	-Inf	31.00	3	Horizontal	45	2.25	-
PK	2.4838G	67.85	74.00	-6.15	31.11	3	Horizontal	45	2.25	-

802.11g_Nss1,(6Mbps)_1TX

2452MHz_TX

20/11/2018

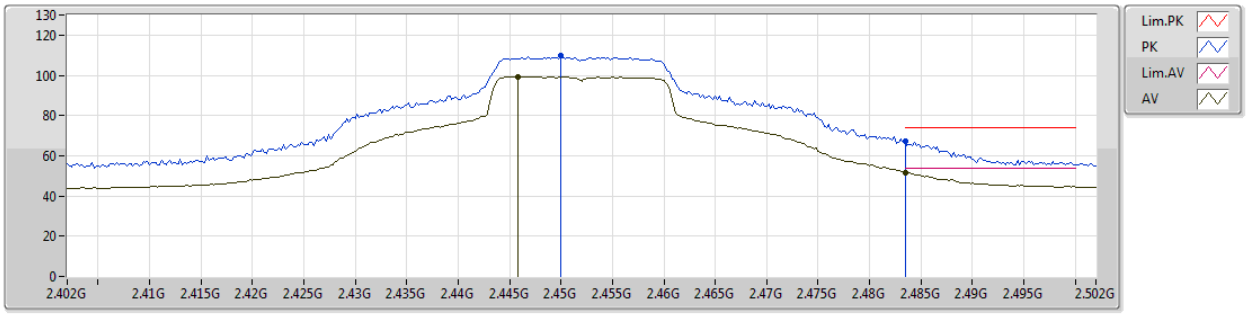

Type	Freq	Level	Limit	Margin	Factor	Dist	Condition	Azimuth	Height	Comments
	(Hz)	(dBuV/m)	(dBuV/m)	(dB)	(dB)	(m)		(°)	(m)	
AV	2.4458G	99.41	Inf	-Inf	30.98	3	Vertical	93	2.07	-
AV	2.4835G	51.78	54.00	-2.22	31.11	3	Vertical	93	2.07	-
PK	2.45G	109.62	Inf	-Inf	30.99	3	Vertical	93	2.07	-
PK	2.4835G	66.97	74.00	-7.03	31.11	3	Vertical	93	2.07	-

802.11g_Nss1,(6Mbps)_1TX

2452MHz_TX

20/11/2018

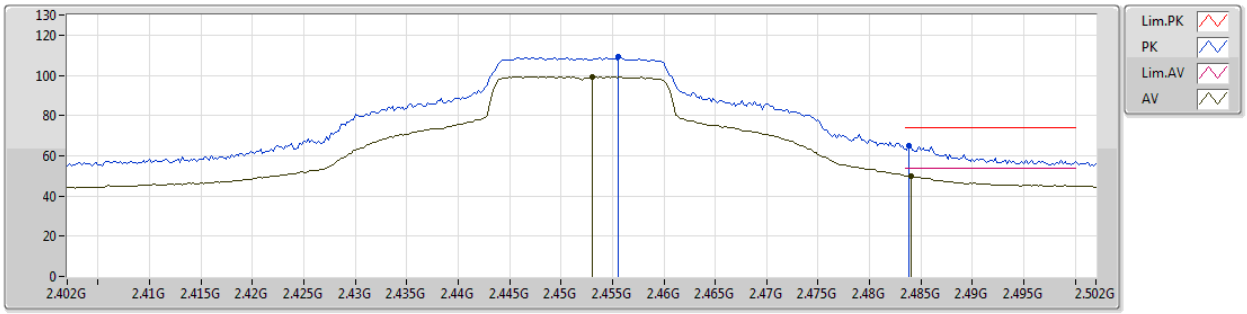

Type	Freq	Level	Limit	Margin	Factor	Dist	Condition	Azimuth	Height	Comments
	(Hz)	(dBuV/m)	(dBuV/m)	(dB)	(dB)	(m)		(°)	(m)	
AV	2.453G	99.17	Inf	-Inf	31.00	3	Horizontal	45	2.04	-
AV	2.484G	50.02	54.00	-3.98	31.12	3	Horizontal	45	2.04	-
PK	2.4556G	109.04	Inf	-Inf	31.01	3	Horizontal	45	2.04	-
PK	2.4838G	64.90	74.00	-9.10	31.11	3	Horizontal	45	2.04	-

802.11g_Nss1,(6Mbps)_1TX

2457MHz_TX

20/11/2018

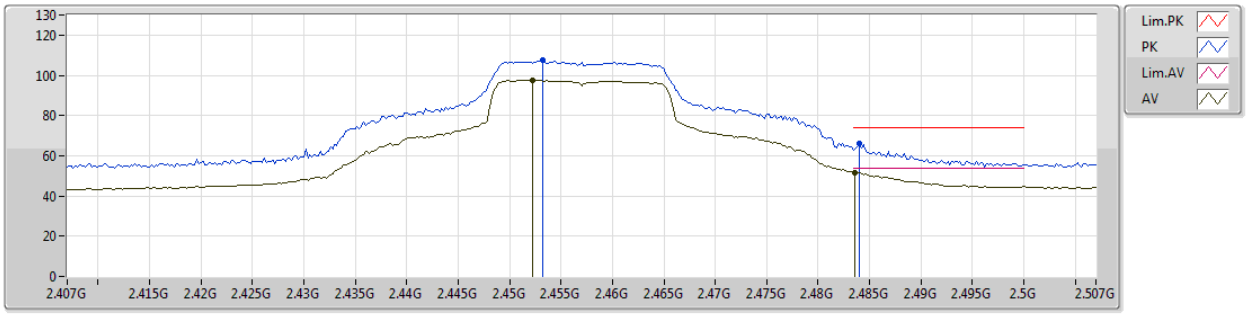

Type	Freq	Level	Limit	Margin	Factor	Dist	Condition	Azimuth	Height	Comments
	(Hz)	(dBuV/m)	(dBuV/m)	(dB)	(dB)	(m)		(°)	(m)	
AV	2.4522G	97.72	Inf	-Inf	31.00	3	Vertical	106	2.08	-
AV	2.4836G	51.65	54.00	-2.35	31.11	3	Vertical	106	2.08	-
PK	2.4532G	107.31	Inf	-Inf	31.00	3	Vertical	106	2.08	-
PK	2.484G	66.03	74.00	-7.97	31.12	3	Vertical	106	2.08	-

802.11g_Nss1,(6Mbps)_1TX

2457MHz_TX

20/11/2018

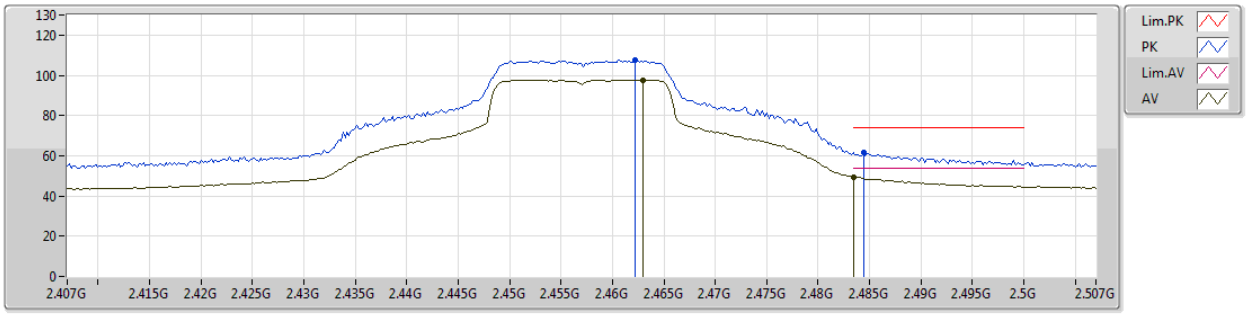

Type	Freq	Level	Limit	Margin	Factor	Dist	Condition	Azimuth	Height	Comments
	(Hz)	(dBuV/m)	(dBuV/m)	(dB)	(dB)	(m)		(°)	(m)	
AV	2.463G	97.75	Inf	-Inf	31.04	3	Horizontal	51	1.12	-
AV	2.4835G	49.49	54.00	-4.51	31.11	3	Horizontal	51	1.12	-
PK	2.4622G	107.56	Inf	-Inf	31.03	3	Horizontal	51	1.12	-
PK	2.4844G	61.76	74.00	-12.24	31.12	3	Horizontal	51	1.12	-

802.11g_Nss1,(6Mbps)_1TX

2462MHz_TX

20/11/2018

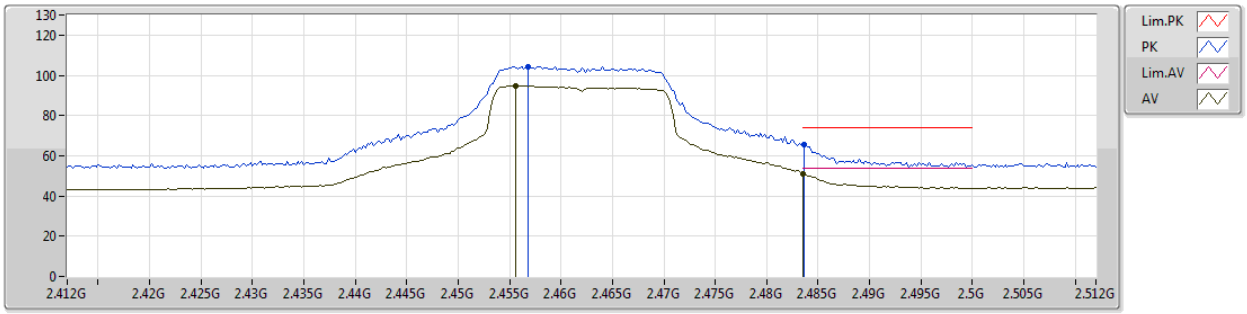

Type	Freq	Level	Limit	Margin	Factor	Dist	Condition	Azimuth	Height	Comments
	(Hz)	(dBuV/m)	(dBuV/m)	(dB)	(dB)	(m)		(°)	(m)	
AV	2.4556G	94.80	Inf	-Inf	31.01	3	Vertical	112	1.64	-
AV	2.4835G	51.17	54.00	-2.83	31.11	3	Vertical	112	1.64	-
PK	2.4568G	104.36	Inf	-Inf	31.02	3	Vertical	112	1.64	-
PK	2.4836G	65.70	74.00	-8.30	31.11	3	Vertical	112	1.64	-

802.11g_Nss1,(6Mbps)_1TX

2462MHz_TX

20/11/2018

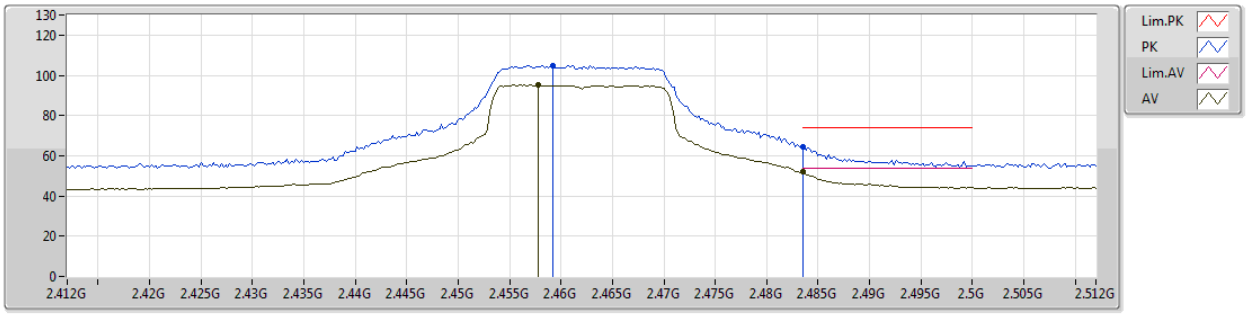

Type	Freq	Level	Limit	Margin	Factor	Dist	Condition	Azimuth	Height	Comments
	(Hz)	(dBuV/m)	(dBuV/m)	(dB)	(dB)	(m)		(°)	(m)	
AV	2.4578G	95.16	Inf	-Inf	31.02	3	Horizontal	129	1.29	-
AV	2.4835G	51.84	54.00	-2.16	31.11	3	Horizontal	129	1.29	-
PK	2.4592G	104.94	Inf	-Inf	31.03	3	Horizontal	129	1.29	-
PK	2.4835G	64.58	74.00	-9.42	31.11	3	Horizontal	129	1.29	-

802.11g_Nss1,(6Mbps)_1TX

2462MHz_TX

20/11/2018

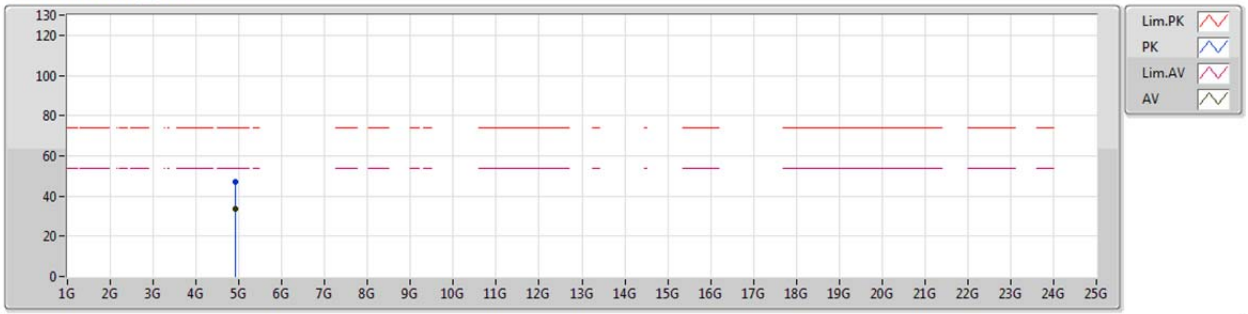

Type	Freq	Level	Limit	Margin	Factor	Dist	Condition	Azimuth	Height	Comments
	(Hz)	(dBuV/m)	(dBuV/m)	(dB)	(dB)	(m)		(°)	(m)	
AV	4.92322G	33.61	54.00	-20.39	2.38	3	Vertical	87	1.17	-
PK	4.91992G	47.03	74.00	-26.97	2.36	3	Vertical	87	1.17	-

802.11g_Nss1,(6Mbps)_1TX

2462MHz_TX

20/11/2018

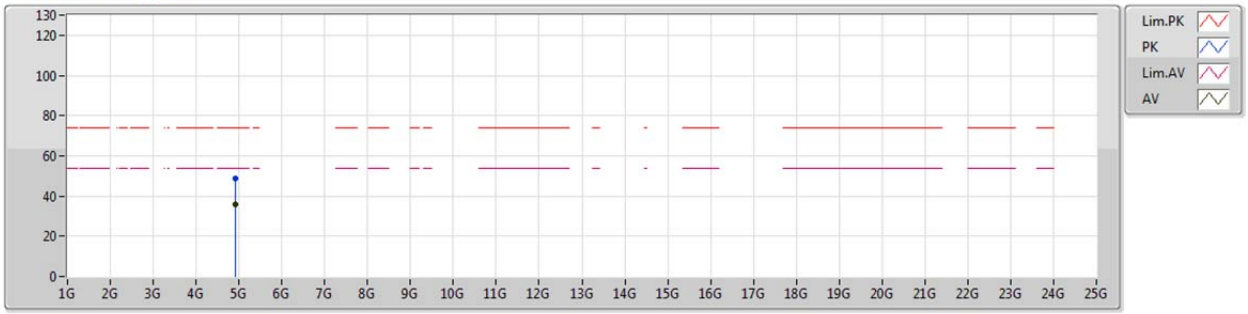

Type	Freq	Level	Limit	Margin	Factor	Dist	Condition	Azimuth	Height	Comments
	(Hz)	(dBuV/m)	(dBuV/m)	(dB)	(dB)	(m)		(°)	(m)	
AV	4.92736G	35.85	54.00	-18.15	2.39	3	Horizontal	306	2.20	-
PK	4.92562G	48.73	74.00	-25.27	2.39	3	Horizontal	306	2.20	-

802.11n HT20_Nss1,(MCS0)_1TX

2412MHz_TX

20/11/2018

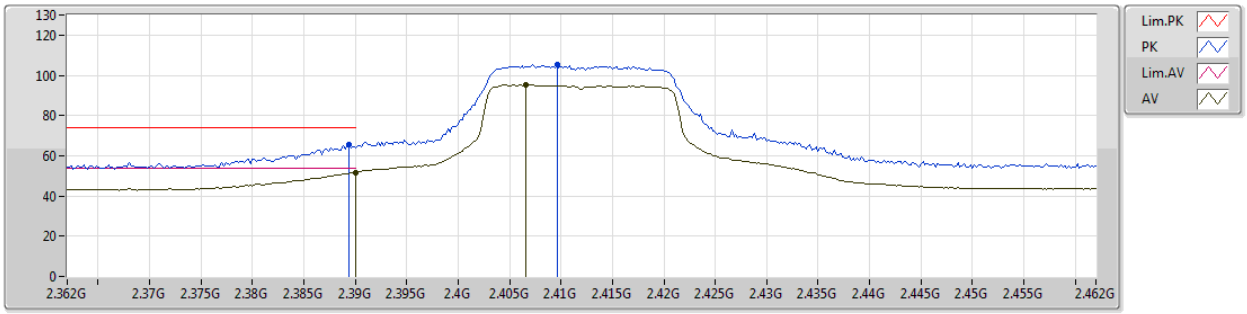

Type	Freq	Level	Limit	Margin	Factor	Dist	Condition	Azimuth	Height	Comments
	(Hz)	(dBuV/m)	(dBuV/m)	(dB)	(dB)	(m)		(°)	(m)	
AV	2.39G	51.63	54.00	-2.37	30.77	3	Vertical	97	2.19	-
AV	2.4066G	95.21	Inf	-Inf	30.84	3	Vertical	97	2.19	-
PK	2.3894G	65.51	74.00	-8.49	30.77	3	Vertical	97	2.19	-
PK	2.4096G	105.30	Inf	-Inf	30.85	3	Vertical	97	2.19	-

802.11n HT20_Nss1,(MCS0)_1TX

2412MHz_TX

20/11/2018

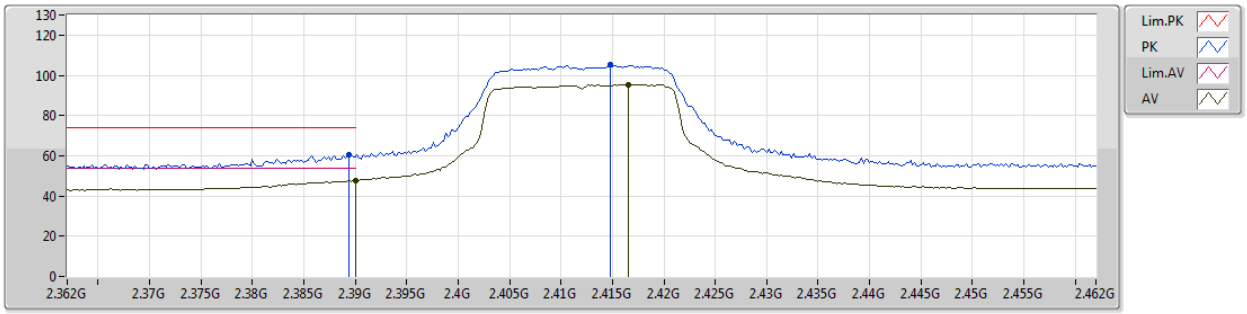

Type	Freq	Level	Limit	Margin	Factor	Dist	Condition	Azimuth	Height	Comments
	(Hz)	(dBuV/m)	(dBuV/m)	(dB)	(dB)	(m)		(°)	(m)	
AV	2.39G	47.80	54.00	-6.20	30.77	3	Horizontal	42	1.50	-
AV	2.4166G	95.50	Inf	-Inf	30.87	3	Horizontal	42	1.50	-
PK	2.3894G	60.40	74.00	-13.60	30.77	3	Horizontal	42	1.50	-
PK	2.4148G	105.16	Inf	-Inf	30.86	3	Horizontal	42	1.50	-

802.11n HT20_Nss1,(MCS0)_1TX

2412MHz_TX

20/11/2018

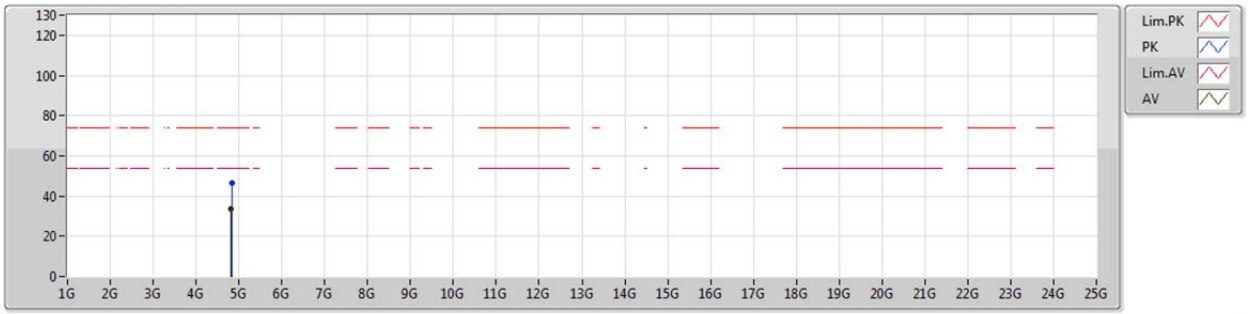

Type	Freq	Level	Limit	Margin	Factor	Dist	Condition	Azimuth	Height	Comments
	(Hz)	(dBuV/m)	(dBuV/m)	(dB)	(dB)	(m)		(°)	(m)	
AV	4.8225G	33.52	54.00	-20.48	2.13	3	Vertical	0	1.96	-
PK	4.82562G	46.66	74.00	-27.34	2.14	3	Vertical	0	1.96	-

802.11n HT20_Nss1,(MCS0)_1TX

2412MHz_TX

20/11/2018

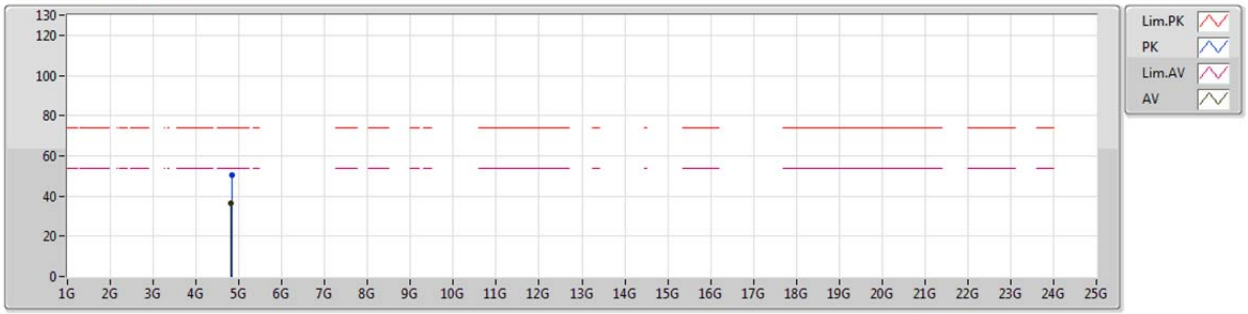

Type	Freq	Level	Limit	Margin	Factor	Dist	Condition	Azimuth	Height	Comments
	(Hz)	(dBuV/m)	(dBuV/m)	(dB)	(dB)	(m)		(°)	(m)	
AV	4.82292G	36.55	54.00	-17.45	2.13	3	Horizontal	134	2.01	-
PK	4.82484G	50.54	74.00	-23.46	2.13	3	Horizontal	134	2.01	-

802.11n HT20_Nss1,(MCS0)_1TX

2417MHz_TX

20/11/2018

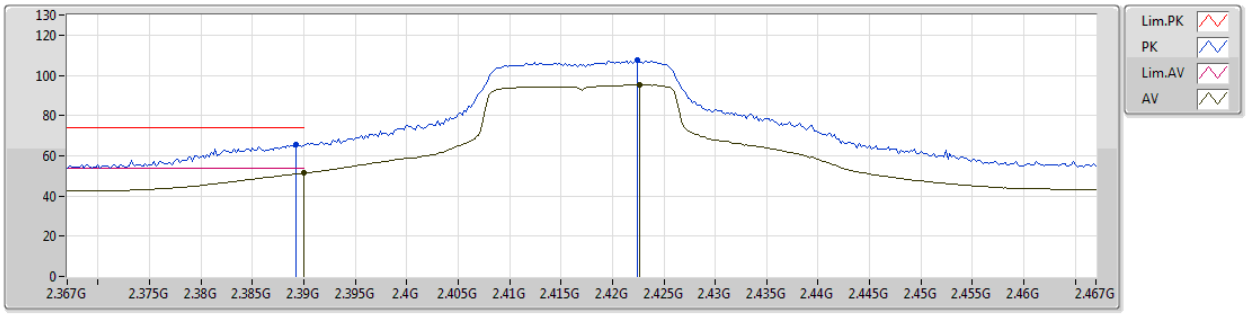

Type	Freq	Level	Limit	Margin	Factor	Dist	Condition	Azimuth	Height	Comments
	(Hz)	(dBuV/m)	(dBuV/m)	(dB)	(dB)	(m)		(°)	(m)	
AV	2.39G	51.29	54.00	-2.71	30.77	3	Vertical	119	2.14	-
AV	2.4226G	95.20	Inf	-Inf	30.89	3	Vertical	119	2.14	-
PK	2.3892G	65.76	74.00	-8.24	30.77	3	Vertical	119	2.14	-
PK	2.4224G	107.71	Inf	-Inf	30.89	3	Vertical	119	2.14	-

802.11n HT20_Nss1,(MCS0)_1TX

2417MHz_TX

20/11/2018

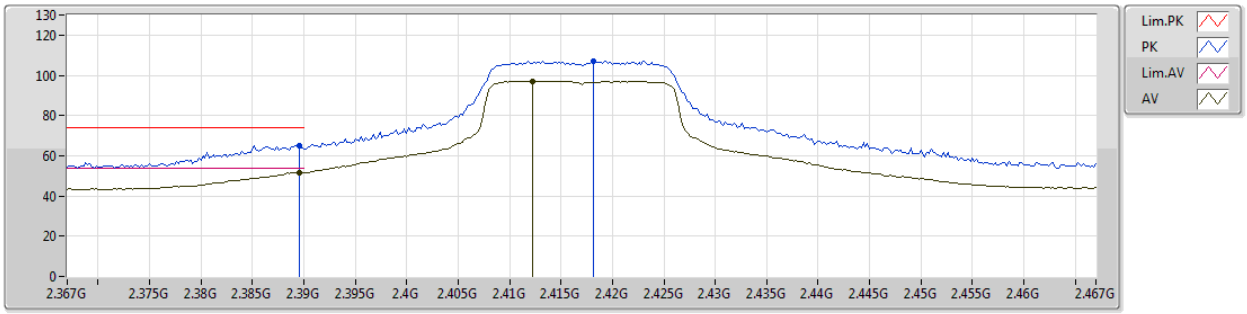

Type	Freq	Level	Limit	Margin	Factor	Dist	Condition	Azimuth	Height	Comments
	(Hz)	(dBuV/m)	(dBuV/m)	(dB)	(dB)	(m)		(°)	(m)	
AV	2.3896G	51.79	54.00	-2.21	30.77	3	Horizontal	53	2.08	-
AV	2.4122G	97.17	Inf	-Inf	30.85	3	Horizontal	53	2.08	-
PK	2.3896G	65.02	74.00	-8.98	30.77	3	Horizontal	53	2.08	-
PK	2.4182G	107.27	Inf	-Inf	30.87	3	Horizontal	53	2.08	-

802.11n HT20_Nss1,(MCS0)_1TX

2422MHz_TX

20/11/2018

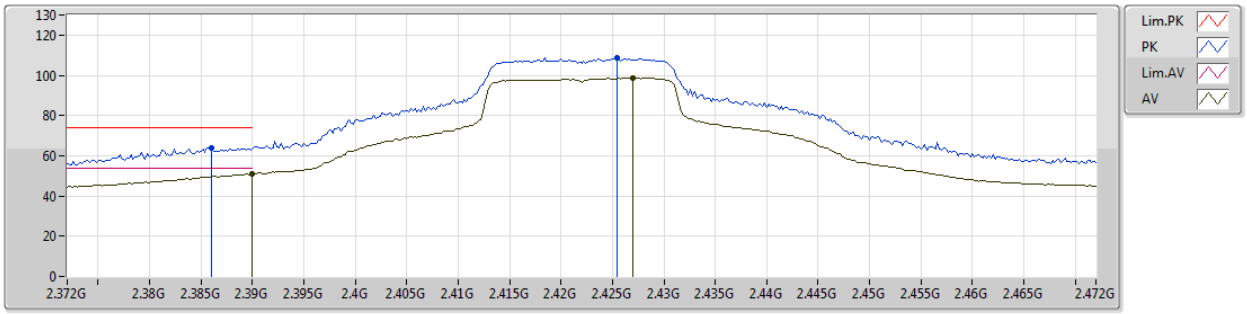

Type	Freq	Level	Limit	Margin	Factor	Dist	Condition	Azimuth	Height	Comments
	(Hz)	(dBuV/m)	(dBuV/m)	(dB)	(dB)	(m)		(°)	(m)	
AV	2.39G	51.27	54.00	-2.73	30.77	3	Vertical	108	2.14	-
AV	2.427G	98.78	Inf	-Inf	30.91	3	Vertical	108	2.14	-
PK	2.386G	63.95	74.00	-10.05	30.76	3	Vertical	108	2.14	-
PK	2.4254G	108.79	Inf	-Inf	30.90	3	Vertical	108	2.14	-

802.11n HT20_Nss1,(MCS0)_1TX

2422MHz_TX

20/11/2018

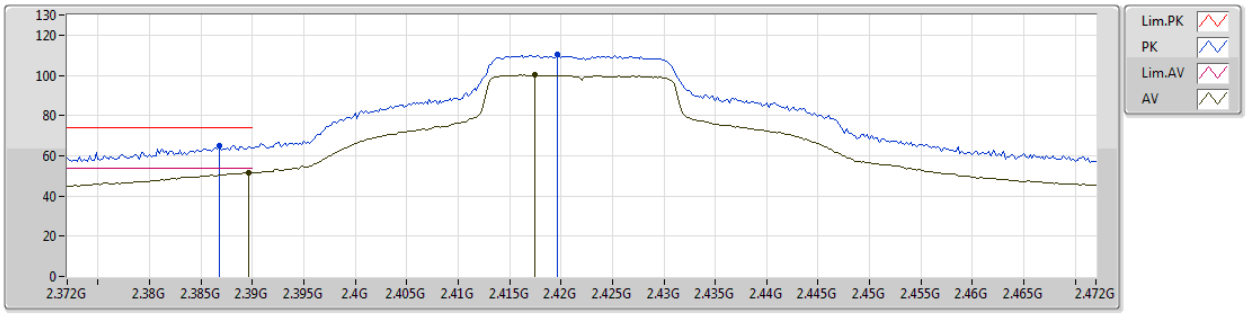

Type	Freq	Level	Limit	Margin	Factor	Dist	Condition	Azimuth	Height	Comments
	(Hz)	(dBuV/m)	(dBuV/m)	(dB)	(dB)	(m)		(°)	(m)	
AV	2.3896G	51.46	54.00	-2.54	30.77	3	Horizontal	44	2.09	-
AV	2.4174G	100.22	Inf	-Inf	30.87	3	Horizontal	44	2.09	-
PK	2.3868G	65.03	74.00	-8.97	30.76	3	Horizontal	44	2.09	-
PK	2.4196G	110.36	Inf	-Inf	30.88	3	Horizontal	44	2.09	-

802.11n HT20_Nss1,(MCS0)_1TX

2427MHz_TX

20/11/2018

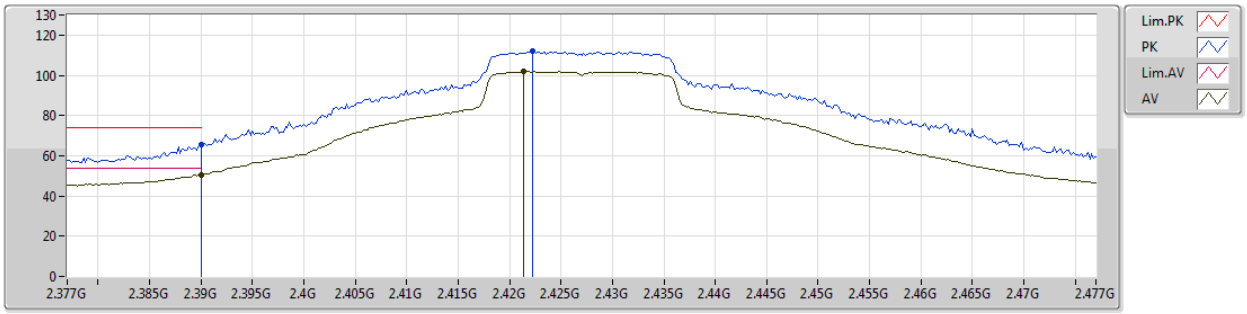

Type	Freq	Level	Limit	Margin	Factor	Dist	Condition	Azimuth	Height	Comments
	(Hz)	(dBuV/m)	(dBuV/m)	(dB)	(dB)	(m)		(°)	(m)	
AV	2.39G	50.38	54.00	-3.62	30.77	3	Vertical	100	2.66	-
AV	2.4214G	101.86	Inf	-Inf	30.89	3	Vertical	100	2.66	-
PK	2.39G	65.45	74.00	-8.55	30.77	3	Vertical	100	2.66	-
PK	2.4222G	111.79	Inf	-Inf	30.89	3	Vertical	100	2.66	-

802.11n HT20_Nss1,(MCS0)_1TX

2427MHz_TX

20/11/2018

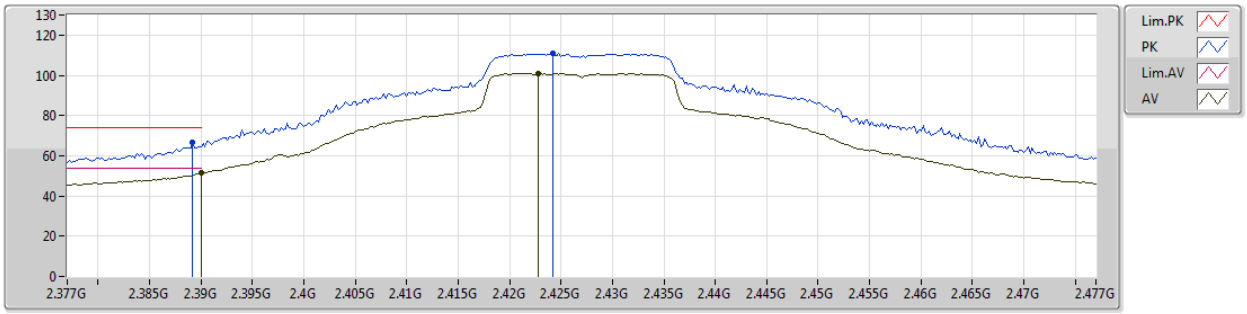

Type	Freq	Level	Limit	Margin	Factor	Dist	Condition	Azimuth	Height	Comments
	(Hz)	(dBuV/m)	(dBuV/m)	(dB)	(dB)	(m)		(°)	(m)	
AV	2.39G	51.37	54.00	-2.63	30.77	3	Horizontal	42	2.61	-
AV	2.4228G	100.90	Inf	-Inf	30.89	3	Horizontal	42	2.61	-
PK	2.3892G	66.44	74.00	-7.56	30.77	3	Horizontal	42	2.61	-
PK	2.4242G	111.10	Inf	-Inf	30.90	3	Horizontal	42	2.61	-

802.11n HT20_Nss1,(MCS0)_1TX

2432MHz_TX

20/11/2018

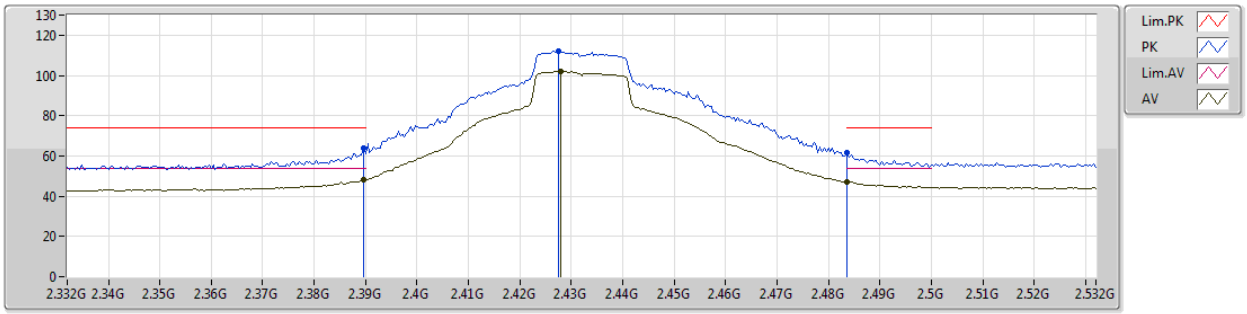

Type	Freq	Level	Limit	Margin	Factor	Dist	Condition	Azimuth	Height	Comments
	(Hz)	(dBuV/m)	(dBuV/m)	(dB)	(dB)	(m)		(°)	(m)	
AV	2.3896G	48.18	54.00	-5.82	30.77	3	Vertical	102	2.66	-
AV	2.428G	101.79	Inf	-Inf	30.91	3	Vertical	102	2.66	-
AV	2.4835G	47.03	54.00	-6.97	31.11	3	Vertical	102	2.66	-
PK	2.3896G	63.86	74.00	-10.14	30.77	3	Vertical	102	2.66	-
PK	2.4276G	112.08	Inf	-Inf	30.91	3	Vertical	102	2.66	-
PK	2.4835G	61.84	74.00	-12.16	31.11	3	Vertical	102	2.66	-

802.11n HT20_Nss1,(MCS0)_1TX

2432MHz_TX

20/11/2018

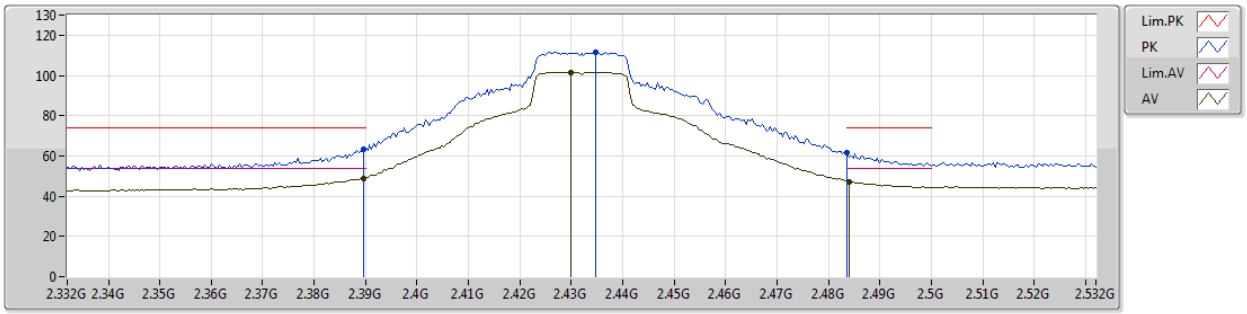

Type	Freq	Level	Limit	Margin	Factor	Dist	Condition	Azimuth	Height	Comments
	(Hz)	(dBuV/m)	(dBuV/m)	(dB)	(dB)	(m)		(°)	(m)	
AV	2.3896G	48.86	54.00	-5.14	30.77	3	Horizontal	55	1.14	-
AV	2.43G	101.64	Inf	-Inf	30.91	3	Horizontal	55	1.14	-
AV	2.484G	47.29	54.00	-6.71	31.12	3	Horizontal	55	1.14	-
PK	2.3896G	63.56	74.00	-10.44	30.77	3	Horizontal	55	1.14	-
PK	2.4348G	111.40	Inf	-Inf	30.94	3	Horizontal	55	1.14	-
PK	2.4835G	61.64	74.00	-12.36	31.11	3	Horizontal	55	1.14	-

802.11n HT20_Nss1,(MCS0)_1TX

2437MHz_TX

20/11/2018

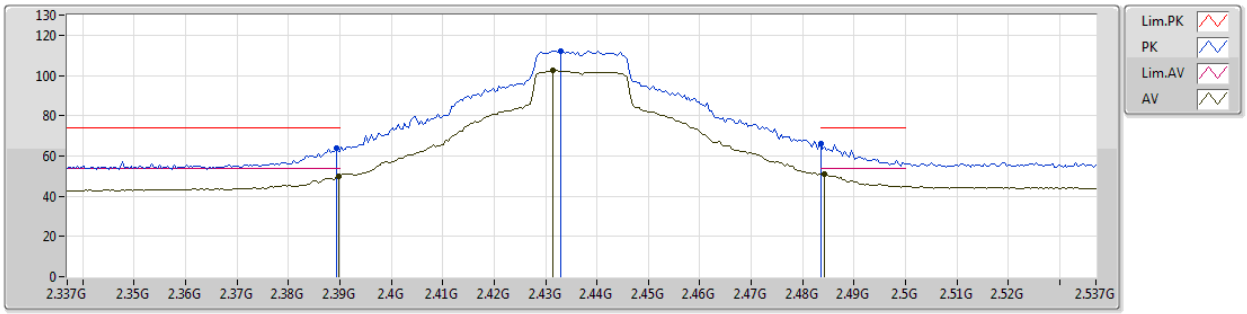

Type	Freq	Level	Limit	Margin	Factor	Dist	Condition	Azimuth	Height	Comments
	(Hz)	(dBuV/m)	(dBuV/m)	(dB)	(dB)	(m)		(°)	(m)	
AV	2.3898G	49.94	54.00	-4.06	30.77	3	Vertical	105	2.17	-
AV	2.4314G	102.42	Inf	-Inf	30.93	3	Vertical	105	2.17	-
AV	2.4842G	51.11	54.00	-2.89	31.12	3	Vertical	105	2.17	-
PK	2.3894G	63.92	74.00	-10.08	30.77	3	Vertical	105	2.17	-
PK	2.433G	112.26	Inf	-Inf	30.93	3	Vertical	105	2.17	-
PK	2.4835G	66.12	74.00	-7.88	31.11	3	Vertical	105	2.17	-

802.11n HT20_Nss1,(MCS0)_1TX

2437MHz_TX

20/11/2018

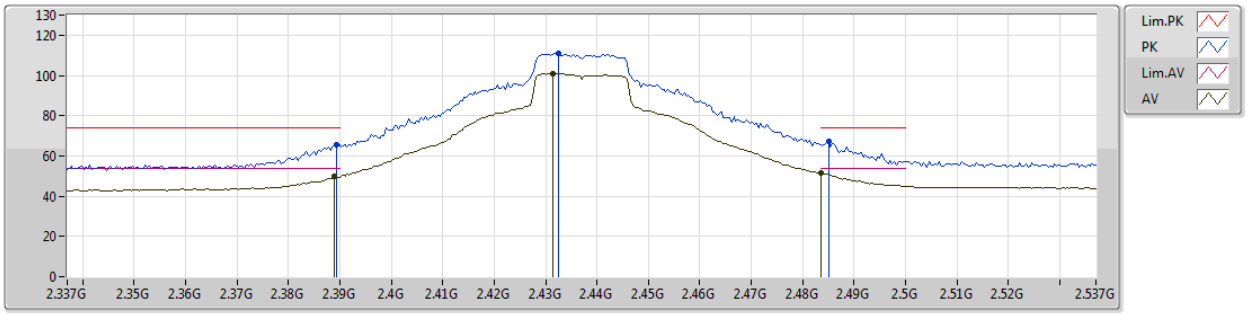

Type	Freq	Level	Limit	Margin	Factor	Dist	Condition	Azimuth	Height	Comments
	(Hz)	(dBuV/m)	(dBuV/m)	(dB)	(dB)	(m)		(°)	(m)	
AV	2.389G	49.79	54.00	-4.21	30.77	3	Horizontal	24	1.59	-
AV	2.4314G	101.11	Inf	-Inf	30.93	3	Horizontal	24	1.59	-
AV	2.4835G	51.28	54.00	-2.72	31.11	3	Horizontal	24	1.59	-
PK	2.3894G	65.44	74.00	-8.56	30.77	3	Horizontal	24	1.59	-
PK	2.4326G	110.95	Inf	-Inf	30.93	3	Horizontal	24	1.59	-
PK	2.485G	67.26	74.00	-6.74	31.12	3	Horizontal	24	1.59	-

802.11n HT20_Nss1,(MCS0)_1TX

2437MHz_TX

20/11/2018

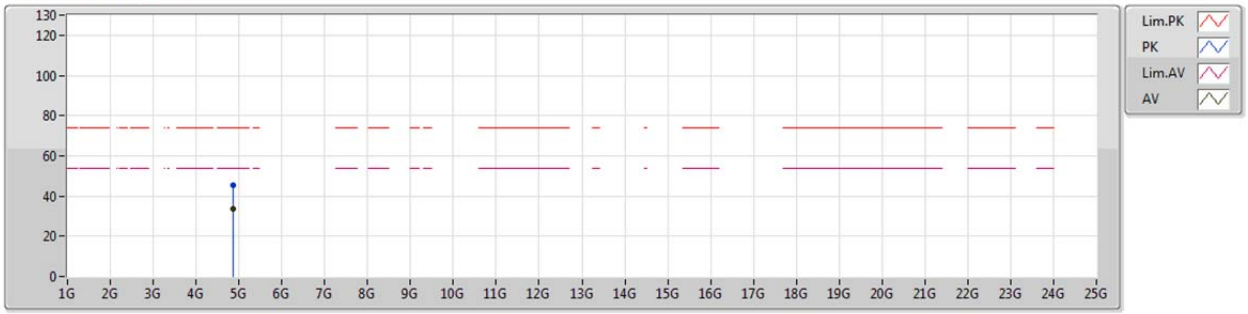

Type	Freq	Level	Limit	Margin	Factor	Dist	Condition	Azimuth	Height	Comments
	(Hz)	(dBuV/m)	(dBuV/m)	(dB)	(dB)	(m)		(°)	(m)	
AV	4.87358G	33.87	54.00	-20.13	2.25	3	Vertical	69	2.05	-
PK	4.86374G	45.26	74.00	-28.74	2.23	3	Vertical	69	2.05	-

802.11n HT20_Nss1,(MCS0)_1TX

2437MHz_TX

20/11/2018

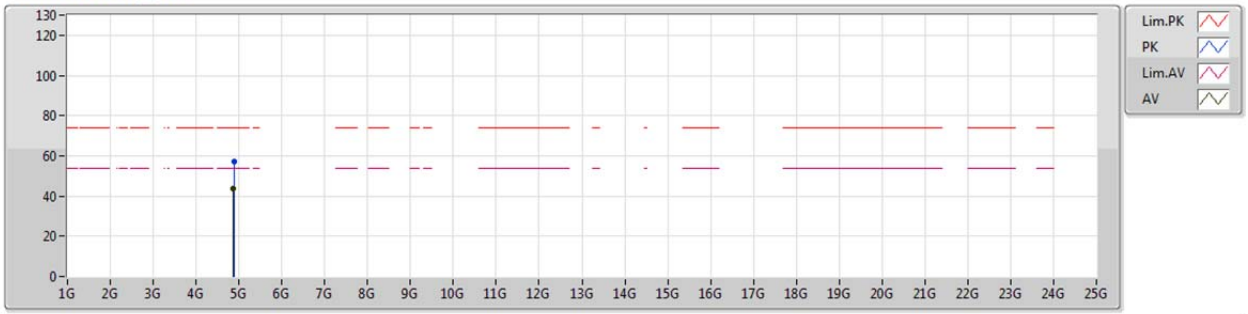

Type	Freq	Level	Limit	Margin	Factor	Dist	Condition	Azimuth	Height	Comments
	(Hz)	(dBuV/m)	(dBuV/m)	(dB)	(dB)	(m)		(°)	(m)	
AV	4.87466G	43.82	54.00	-10.18	2.25	3	Horizontal	141	2.00	-
PK	4.87766G	57.31	74.00	-16.69	2.26	3	Horizontal	141	2.00	-

802.11n HT20_Nss1,(MCS0)_1TX

2442MHz_TX

20/11/2018

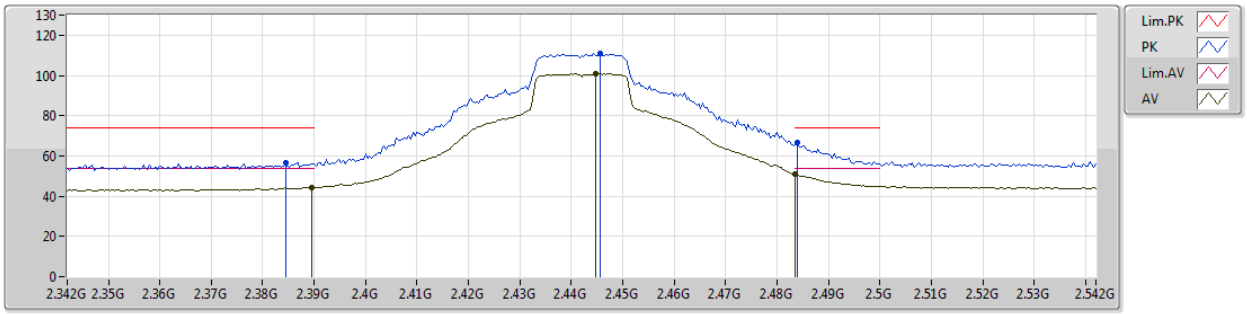

Type	Freq	Level	Limit	Margin	Factor	Dist	Condition	Azimuth	Height	Comments
	(Hz)	(dBuV/m)	(dBuV/m)	(dB)	(dB)	(m)		(°)	(m)	
AV	2.3896G	44.35	54.00	-9.65	30.77	3	Vertical	96	2.11	-
AV	2.4448G	100.82	Inf	-Inf	30.98	3	Vertical	96	2.11	-
AV	2.4835G	50.86	54.00	-3.14	31.11	3	Vertical	96	2.11	-
PK	2.3844G	56.60	74.00	-17.40	30.76	3	Vertical	96	2.11	-
PK	2.4456G	111.18	Inf	-Inf	30.98	3	Vertical	96	2.11	-
PK	2.484G	66.82	74.00	-7.18	31.12	3	Vertical	96	2.11	-

802.11n HT20_Nss1,(MCS0)_1TX

2442MHz_TX

20/11/2018

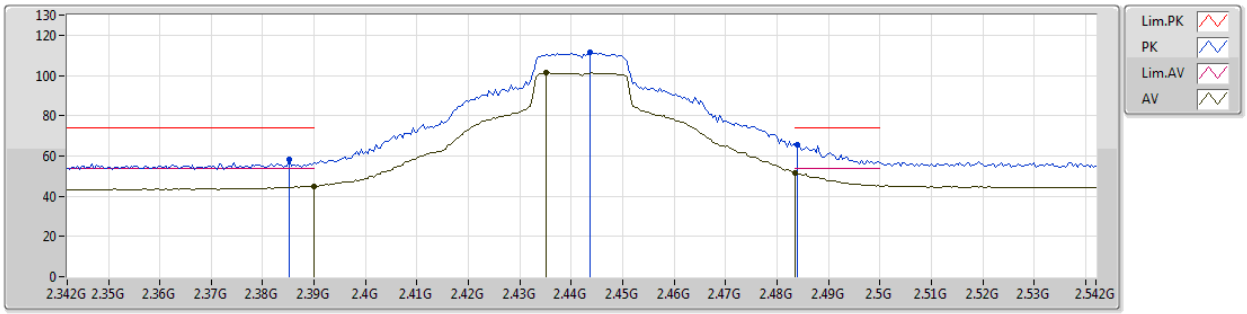

Type	Freq	Level	Limit	Margin	Factor	Dist	Condition	Azimuth	Height	Comments
	(Hz)	(dBuV/m)	(dBuV/m)	(dB)	(dB)	(m)		(°)	(m)	
AV	2.39G	44.85	54.00	-9.15	30.77	3	Horizontal	43	2.55	-
AV	2.4352G	101.19	Inf	-Inf	30.94	3	Horizontal	43	2.55	-
AV	2.4835G	51.48	54.00	-2.52	31.11	3	Horizontal	43	2.55	-
PK	2.3852G	58.43	74.00	-15.57	30.76	3	Horizontal	43	2.55	-
PK	2.4436G	111.60	Inf	-Inf	30.96	3	Horizontal	43	2.55	-
PK	2.484G	65.41	74.00	-8.59	31.12	3	Horizontal	43	2.55	-

802.11n HT20_Nss1,(MCS0)_1TX

2447MHz_TX

20/11/2018

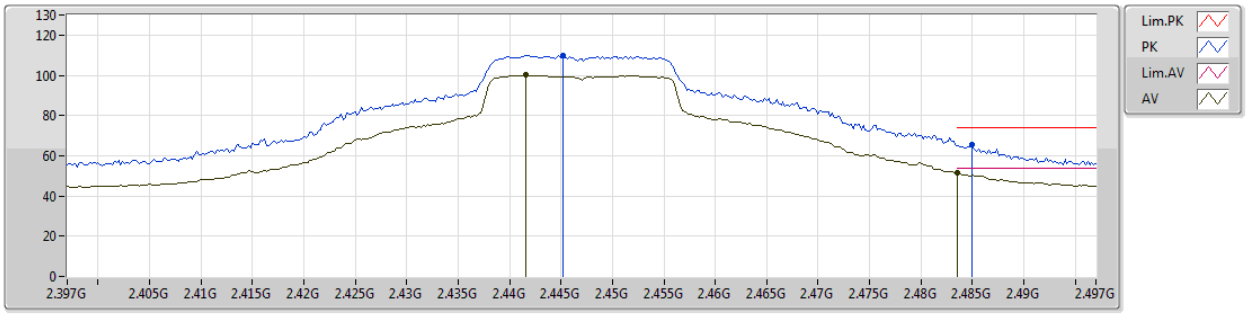

Type	Freq	Level	Limit	Margin	Factor	Dist	Condition	Azimuth	Height	Comments
	(Hz)	(dBuV/m)	(dBuV/m)	(dB)	(dB)	(m)		(°)	(m)	
AV	2.4416G	100.15	Inf	-Inf	30.96	3	Vertical	90	2.07	-
AV	2.4835G	51.50	54.00	-2.50	31.11	3	Vertical	90	2.07	-
PK	2.4452G	110.10	Inf	-Inf	30.98	3	Vertical	90	2.07	-
PK	2.485G	65.36	74.00	-8.64	31.12	3	Vertical	90	2.07	-

802.11n HT20_Nss1,(MCS0)_1TX

2447MHz_TX

20/11/2018

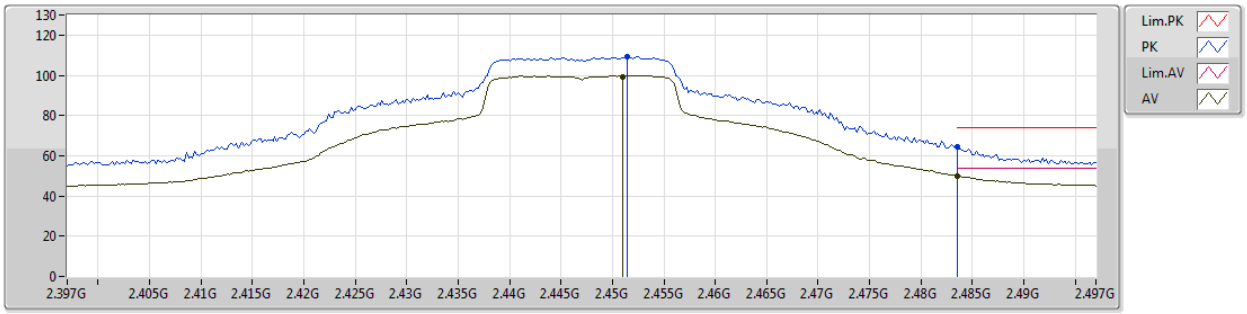

Type	Freq	Level	Limit	Margin	Factor	Dist	Condition	Azimuth	Height	Comments
	(Hz)	(dBuV/m)	(dBuV/m)	(dB)	(dB)	(m)		(°)	(m)	
AV	2.451G	99.35	Inf	-Inf	30.99	3	Horizontal	25	1.55	-
AV	2.4835G	49.66	54.00	-4.34	31.11	3	Horizontal	25	1.55	-
PK	2.4514G	109.48	Inf	-Inf	30.99	3	Horizontal	25	1.55	-
PK	2.4835G	64.27	74.00	-9.73	31.11	3	Horizontal	25	1.55	-

802.11n HT20_Nss1,(MCS0)_1TX

2452MHz_TX

20/11/2018

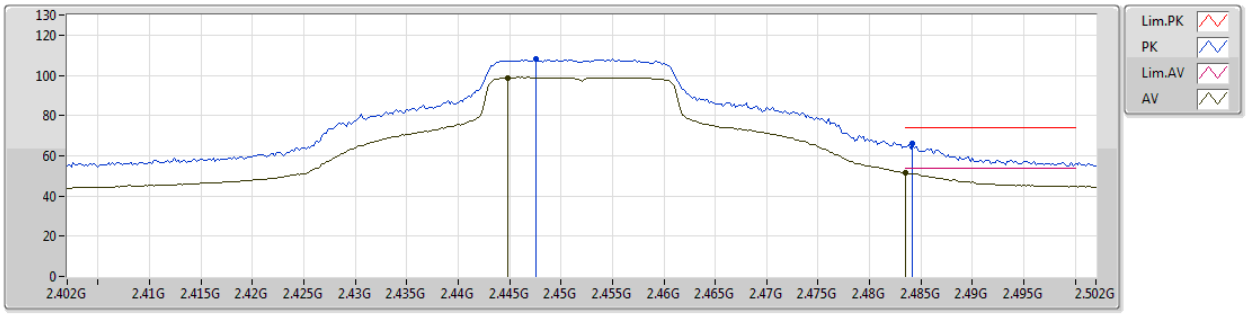

Type	Freq	Level	Limit	Margin	Factor	Dist	Condition	Azimuth	Height	Comments
	(Hz)	(dBuV/m)	(dBuV/m)	(dB)	(dB)	(m)		(°)	(m)	
AV	2.4448G	98.43	Inf	-Inf	30.98	3	Vertical	98	2.09	-
AV	2.4835G	51.56	54.00	-2.44	31.11	3	Vertical	98	2.09	-
PK	2.4476G	108.00	Inf	-Inf	30.98	3	Vertical	98	2.09	-
PK	2.4842G	66.18	74.00	-7.82	31.12	3	Vertical	98	2.09	-

802.11n HT20_Nss1,(MCS0)_1TX

2452MHz_TX

20/11/2018

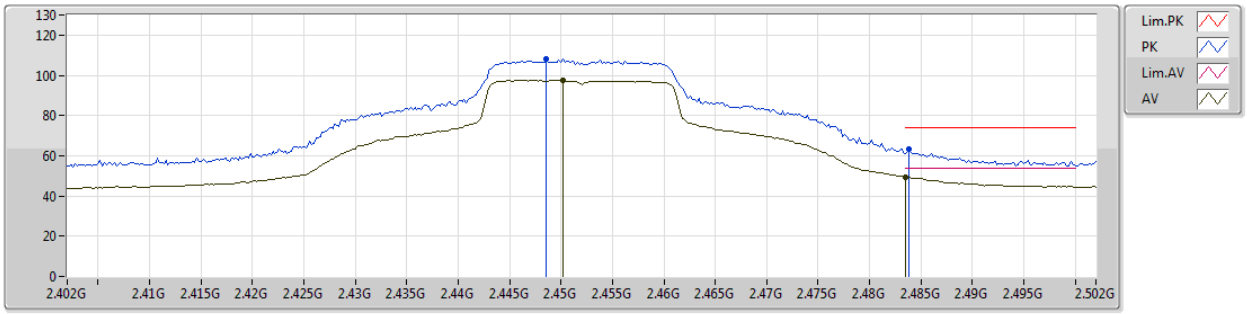

Type	Freq	Level	Limit	Margin	Factor	Dist	Condition	Azimuth	Height	Comments
	(Hz)	(dBuV/m)	(dBuV/m)	(dB)	(dB)	(m)		(°)	(m)	
AV	2.4502G	97.48	Inf	-Inf	30.99	3	Horizontal	157	1.58	-
AV	2.4835G	49.54	54.00	-4.46	31.11	3	Horizontal	157	1.58	-
PK	2.4486G	108.25	Inf	-Inf	30.99	3	Horizontal	157	1.58	-
PK	2.4838G	63.10	74.00	-10.90	31.11	3	Horizontal	157	1.58	-

802.11n HT20_Nss1,(MCS0)_1TX

2457MHz_TX

20/11/2018

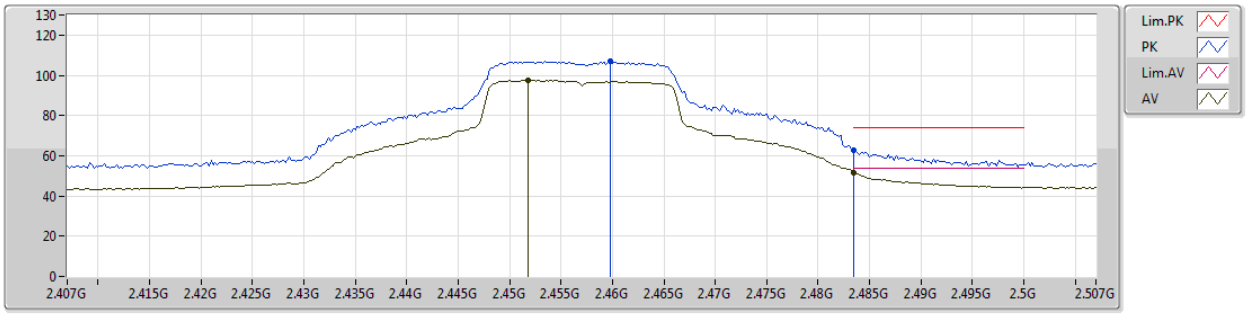

Type	Freq	Level	Limit	Margin	Factor	Dist	Condition	Azimuth	Height	Comments
	(Hz)	(dBuV/m)	(dBuV/m)	(dB)	(dB)	(m)		(°)	(m)	
AV	2.4518G	97.48	Inf	-Inf	31.00	3	Vertical	96	2.07	-
AV	2.4835G	51.50	54.00	-2.50	31.11	3	Vertical	96	2.07	-
PK	2.4598G	107.20	Inf	-Inf	31.03	3	Vertical	96	2.07	-
PK	2.4835G	62.66	74.00	-11.34	31.11	3	Vertical	96	2.07	-

802.11n HT20_Nss1,(MCS0)_1TX

2457MHz_TX

20/11/2018

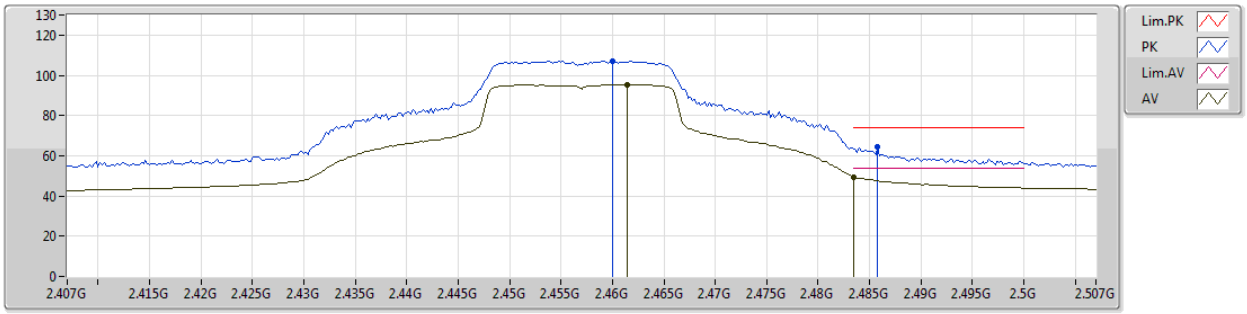

Type	Freq	Level	Limit	Margin	Factor	Dist	Condition	Azimuth	Height	Comments
	(Hz)	(dBuV/m)	(dBuV/m)	(dB)	(dB)	(m)		(°)	(m)	
AV	2.4614G	95.30	Inf	-Inf	31.03	3	Horizontal	27	1.52	-
AV	2.4835G	49.37	54.00	-4.63	31.11	3	Horizontal	27	1.52	-
PK	2.46G	107.29	Inf	-Inf	31.03	3	Horizontal	27	1.52	-
PK	2.4858G	64.19	74.00	-9.81	31.12	3	Horizontal	27	1.52	-

802.11n HT20_Nss1,(MCS0)_1TX

2462MHz_TX

20/11/2018

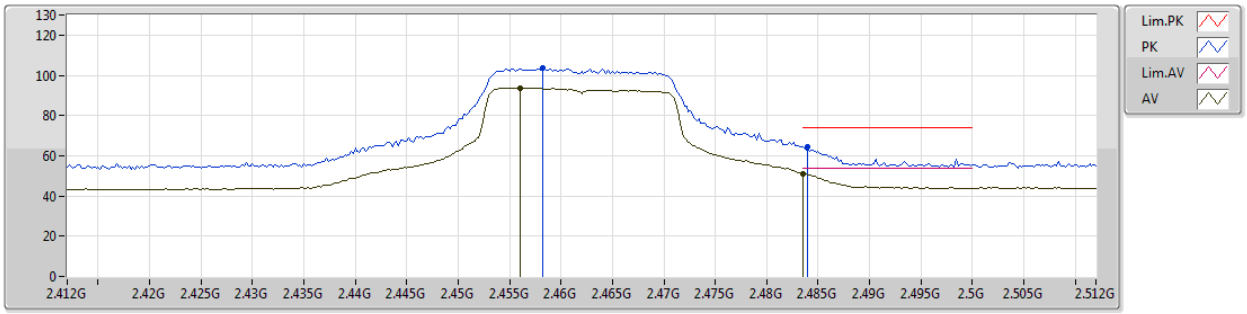

Type	Freq	Level	Limit	Margin	Factor	Dist	Condition	Azimuth	Height	Comments
	(Hz)	(dBuV/m)	(dBuV/m)	(dB)	(dB)	(m)		(°)	(m)	
AV	2.456G	93.76	Inf	-Inf	31.01	3	Vertical	105	2.11	-
AV	2.4835G	51.27	54.00	-2.73	31.11	3	Vertical	105	2.11	-
PK	2.4582G	103.59	Inf	-Inf	31.02	3	Vertical	105	2.11	-
PK	2.484G	64.66	74.00	-9.34	31.12	3	Vertical	105	2.11	-

802.11n HT20_Nss1,(MCS0)_1TX

2462MHz_TX

20/11/2018

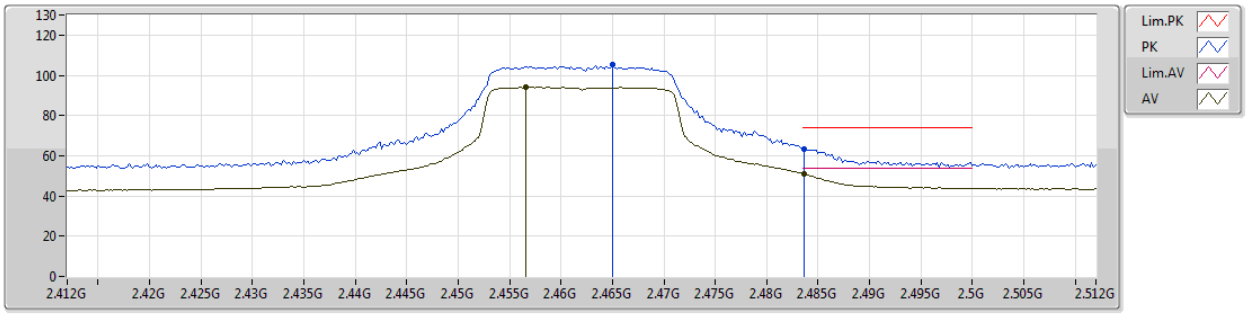

Type	Freq	Level	Limit	Margin	Factor	Dist	Condition	Azimuth	Height	Comments
	(Hz)	(dBuV/m)	(dBuV/m)	(dB)	(dB)	(m)		(°)	(m)	
AV	2.4566G	94.07	Inf	-Inf	31.02	3	Horizontal	44	1.09	-
AV	2.4836G	50.84	54.00	-3.16	31.11	3	Horizontal	44	1.09	-
PK	2.465G	105.42	Inf	-Inf	31.04	3	Horizontal	44	1.09	-
PK	2.4836G	63.49	74.00	-10.51	31.11	3	Horizontal	44	1.09	-

802.11n HT20_Nss1,(MCS0)_1TX

2462MHz_TX

20/11/2018

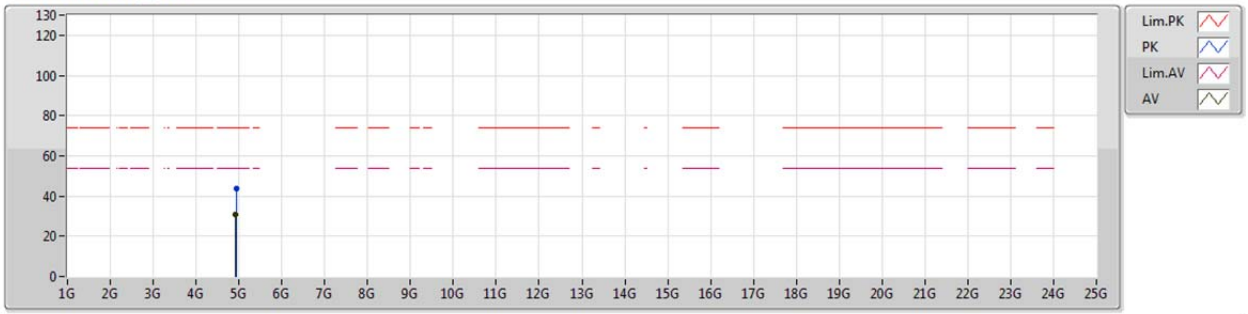

Type	Freq	Level	Limit	Margin	Factor	Dist	Condition	Azimuth	Height	Comments
	(Hz)	(dBuV/m)	(dBuV/m)	(dB)	(dB)	(m)		(°)	(m)	
AV	4.92226G	30.87	54.00	-23.13	2.38	3	Vertical	14	2.94	-
PK	4.93816G	43.88	74.00	-30.12	2.42	3	Vertical	14	2.94	-

802.11n HT20_Nss1,(MCS0)_1TX

2462MHz_TX

20/11/2018

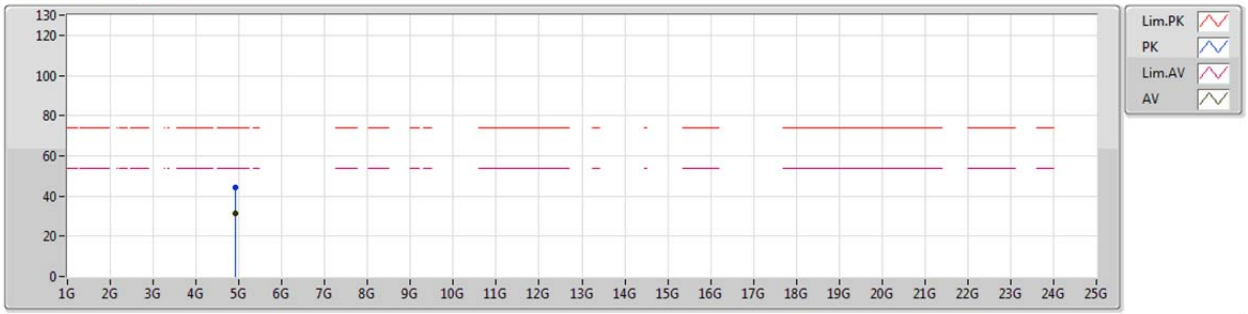

Type	Freq	Level	Limit	Margin	Factor	Dist	Condition	Azimuth	Height	Comments
	(Hz)	(dBuV/m)	(dBuV/m)	(dB)	(dB)	(m)		(°)	(m)	
AV	4.9244G	31.42	54.00	-22.58	2.38	3	Horizontal	54	2.26	-
PK	4.9277G	44.12	74.00	-29.88	2.39	3	Horizontal	54	2.26	-

Summary

Mode	Result	Type	Freq (Hz)	Level (dBuV/m)	Limit (dBuV/m)	Margin (dB)	Factor (dB)	Dist (m)	Condition	Azimuth (°)	Height (m)	Comments
2.4-2.4835GHz	-	-	-	-	-	-	-	-	-	-	-	-
802.11n HT20_Nss1,(MCS0)_1TX	Pass	PK	53.28M	36.49	40.00	-3.51	-14.61	3	Vertical	360	1.00	-

Result

Mode	Result	Type	Freq (Hz)	Level (dBuV/m)	Limit (dBuV/m)	Margin (dB)	Factor (dB)	Dist (m)	Condition	Azimuth (°)	Height (m)	Comments
802.11n HT20_Nss1,(MCS0)_1TX	-	-	-	-	-	-	-	-	-	-	-	-
2437MHz	Pass	PK	53.28M	36.49	40.00	-3.51	-14.61	3	Vertical	360	1.00	-
2437MHz	Pass	PK	127M	38.46	43.50	-5.04	-8.93	3	Vertical	360	1.00	-
2437MHz	Pass	PK	239.52M	35.87	46.00	-10.13	-8.07	3	Vertical	360	1.00	-
2437MHz	Pass	PK	317.12M	33.78	46.00	-12.22	-5.40	3	Vertical	360	1.00	-
2437MHz	Pass	PK	532.46M	33.92	46.00	-12.08	-1.78	3	Vertical	360	1.00	-
2437MHz	Pass	PK	769.14M	31.44	46.00	-14.56	1.19	3	Vertical	360	1.00	-
2437MHz	Pass	PK	127M	38.91	43.50	-4.59	-8.93	3	Horizontal	0	1.00	-
2437MHz	Pass	PK	165.8M	38.69	43.50	-4.81	-10.50	3	Horizontal	0	1.00	-
2437MHz	Pass	PK	249.22M	37.67	46.00	-8.33	-7.05	3	Horizontal	0	1.00	-
2437MHz	Pass	PK	319.06M	34.29	46.00	-11.71	-5.39	3	Horizontal	0	1.00	-
2437MHz	Pass	PK	600.36M	35.26	46.00	-10.74	-0.91	3	Horizontal	0	1.00	-
2437MHz	Pass	PK	901.06M	38.44	46.00	-7.56	2.60	3	Horizontal	0	1.00	-

802.11n HT20_Nss1,(MCS0)_1RX

2437MHz_USB

30/11/2018

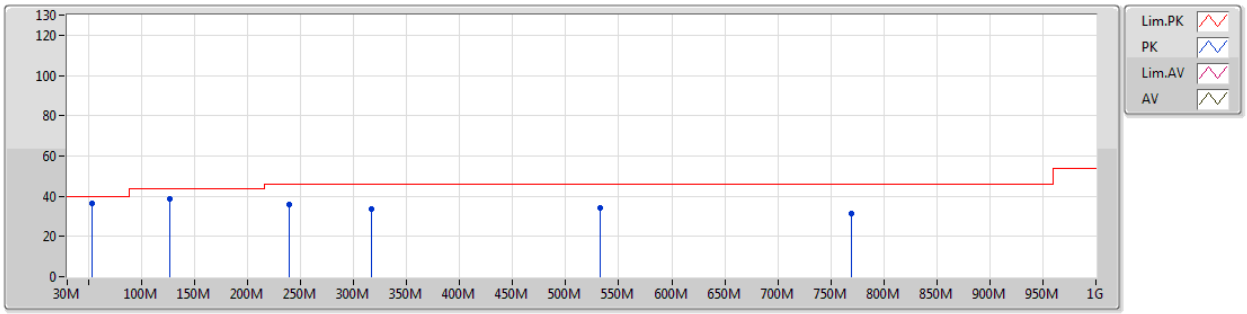

Type	Freq	Level	Limit	Margin	Factor	Dist	Condition	Azimuth	Height	Comments
	(Hz)	(dBuV/m)	(dBuV/m)	(dB)	(dB)	(m)		(°)	(m)	
PK	53.28M	36.49	40.00	-3.51	-14.61	3	Vertical	360	1.00	-
PK	127M	38.46	43.50	-5.04	-8.93	3	Vertical	360	1.00	-
PK	239.52M	35.87	46.00	-10.13	-8.07	3	Vertical	360	1.00	-
PK	317.12M	33.78	46.00	-12.22	-5.40	3	Vertical	360	1.00	-
PK	532.46M	33.92	46.00	-12.08	-1.78	3	Vertical	360	1.00	-
PK	769.14M	31.44	46.00	-14.56	1.19	3	Vertical	360	1.00	-

802.11n HT20_Nss1,(MCS0)_1RX

2437MHz_USB

30/11/2018

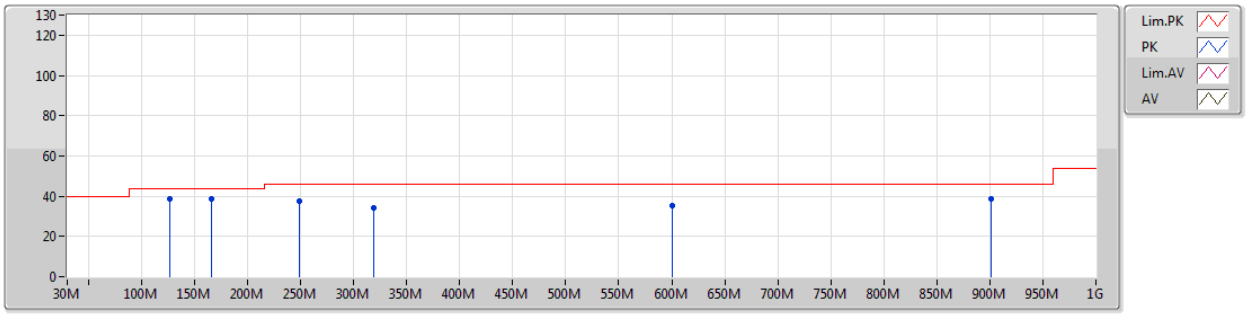

Type	Freq	Level	Limit	Margin	Factor	Dist	Condition	Azimuth	Height	Comments
	(Hz)	(dBuV/m)	(dBuV/m)	(dB)	(dB)	(m)		(°)	(m)	
PK	127M	38.91	43.50	-4.59	-8.93	3	Horizontal	0	1.00	-
PK	165.8M	38.69	43.50	-4.81	-10.50	3	Horizontal	0	1.00	-
PK	249.22M	37.67	46.00	-8.33	-7.05	3	Horizontal	0	1.00	-
PK	319.06M	34.29	46.00	-11.71	-5.39	3	Horizontal	0	1.00	-
PK	600.36M	35.26	46.00	-10.74	-0.91	3	Horizontal	0	1.00	-
PK	901.06M	38.44	46.00	-7.56	2.60	3	Horizontal	0	1.00	-

Summary

Mode	Result	Type	Freq (Hz)	Level (dBuV/m)	Limit (dBuV/m)	Margin (dB)	Factor (dB)	Dist (m)	Condition	Azimuth (°)	Height (m)	Comments
2.4-2.4835GHz	-	-	-	-	-	-	-	-	-	-	-	-
802.11n HT20_Nss1,(MCS0)_1TX	Pass	AV	1.6G	50.77	54.00	-3.23	-4.71	3	Horizontal	360	1.00	-

Result

Mode	Result	Type	Freq (Hz)	Level (dBuV/m)	Limit (dBuV/m)	Margin (dB)	Factor (dB)	Dist (m)	Condition	Azimuth (°)	Height (m)	Comments
802.11n HT20_Nss1,(MCS0)_1TX	-	-	-	-	-	-	-	-	-	-	-	-
2437MHz	Pass	AV	1.33G	44.62	54.00	-9.38	-5.87	3	Vertical	0	1.00	-
2437MHz	Pass	AV	1.86G	48.45	54.00	-5.55	-4.03	3	Vertical	0	1.00	-
2437MHz	Pass	AV	2.65G	41.74	54.00	-12.26	-1.91	3	Vertical	0	1.00	-
2437MHz	Pass	PK	1.33G	54.46	74.00	-19.54	-5.87	3	Vertical	0	1.00	-
2437MHz	Pass	PK	1.86G	58.88	74.00	-15.12	-4.03	3	Vertical	0	1.00	-
2437MHz	Pass	PK	2.65G	52.10	74.00	-21.90	-1.91	3	Vertical	0	1.00	-
2437MHz	Pass	AV	1.6G	50.77	54.00	-3.23	-4.71	3	Horizontal	360	1.00	-
2437MHz	Pass	AV	2.66G	41.21	54.00	-12.79	-1.88	3	Horizontal	360	1.00	-
2437MHz	Pass	AV	3.72G	37.55	54.00	-16.45	0.34	3	Horizontal	360	1.00	-
2437MHz	Pass	PK	1.6G	60.35	74.00	-13.65	-4.71	3	Horizontal	360	1.00	-
2437MHz	Pass	PK	2.66G	51.11	74.00	-22.89	-1.88	3	Horizontal	360	1.00	-
2437MHz	Pass	PK	3.72G	47.30	74.00	-26.70	0.34	3	Horizontal	360	1.00	-

802.11n HT20_Nss1,(MCS0)_1RX

2437MHz_RX

30/11/2018

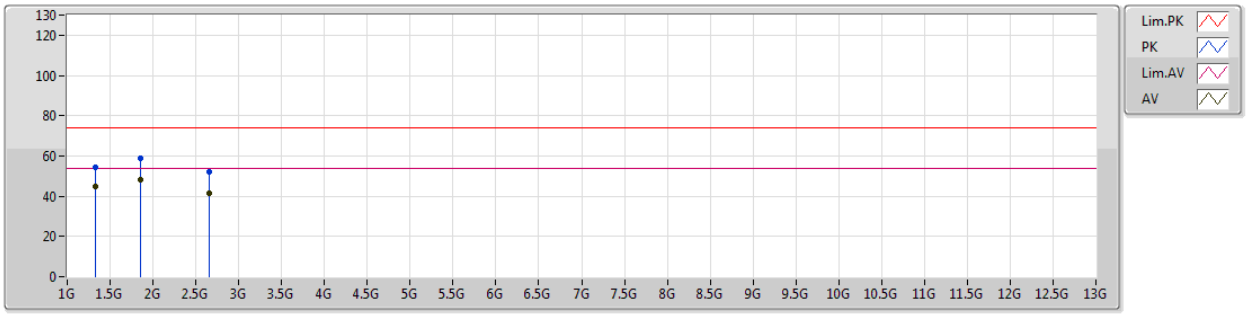

Type	Freq	Level	Limit	Margin	Factor	Dist	Condition	Azimuth	Height	Comments
	(Hz)	(dBuV/m)	(dBuV/m)	(dB)	(dB)	(m)		(°)	(m)	
AV	1.33G	44.62	54.00	-9.38	-5.87	3	Vertical	0	1.00	-
AV	1.86G	48.45	54.00	-5.55	-4.03	3	Vertical	0	1.00	-
AV	2.65G	41.74	54.00	-12.26	-1.91	3	Vertical	0	1.00	-
PK	1.33G	54.46	74.00	-19.54	-5.87	3	Vertical	0	1.00	-
PK	1.86G	58.88	74.00	-15.12	-4.03	3	Vertical	0	1.00	-
PK	2.65G	52.10	74.00	-21.90	-1.91	3	Vertical	0	1.00	-

802.11n HT20_Nss1,(MCS0)_1RX

2437MHz_RX

30/11/2018

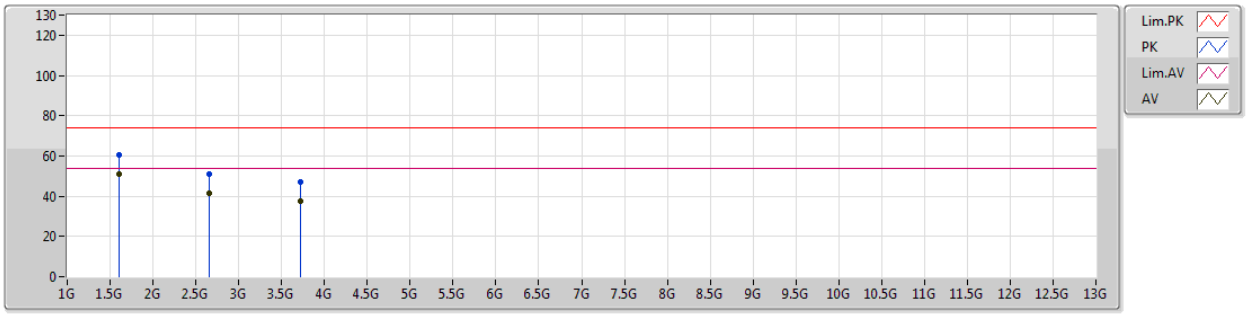

Type	Freq	Level	Limit	Margin	Factor	Dist	Condition	Azimuth	Height	Comments
	(Hz)	(dBuV/m)	(dBuV/m)	(dB)	(dB)	(m)		(°)	(m)	
AV	1.6G	50.77	54.00	-3.23	-4.71	3	Horizontal	360	1.00	-
AV	2.66G	41.21	54.00	-12.79	-1.88	3	Horizontal	360	1.00	-
AV	3.72G	37.55	54.00	-16.45	0.34	3	Horizontal	360	1.00	-
PK	1.6G	60.35	74.00	-13.65	-4.71	3	Horizontal	360	1.00	-
PK	2.66G	51.11	74.00	-22.89	-1.88	3	Horizontal	360	1.00	-
PK	3.72G	47.30	74.00	-26.70	0.34	3	Horizontal	360	1.00	-