NCC Test Report

Equipment	:	**802.11ac, 2T2R Wireless LAN USB Module**
Brand Name	:	**LITE-ON**
Model Name	:	**WN4521L**
Applicant	:	光寶科技股份有限公司 台北市內湖區瑞光路 **392** 號 **22** 樓
Manufacturer	:	**LITE-ON TECHNOLOGY (Changzhou) CO., LTD A9 Building,No.88 Yanghu Road, Wujin Hi-Tech Industrial Development Zone ,Changzhou City, Jiangsu Province 213100 China**
Standard	:	**LP0002 Section 3.10 (2018-01-10)**

The product was received on Jun. 26, 2018, and testing was started from Jul. 05, 2018 and completed on Jul. 10, 2018. We, SPORTON INTERNATIONAL INC. EMC & Wireless Communications Laboratory, would like to declare that the tested sample has been evaluated in accordance with the procedures given in ANSI C63.10-2013 and shown compliance with the applicable technical standards.

The report must not be used by the client to claim product certification, approval, or endorsement by TAF or any agency of government.

The test results in this report apply exclusively to the tested model / sample. Without written approval of SPORTON INTERNATIONAL INC. EMC & Wireless Communications Laboratory, the test report shall not be reproduced except in full.

Approved by: Allen Lin

SPORTON INTERNATIONAL INC. EMC & Wireless Communications Laboratory

No. 52, Huaya 1st Rd., Guishan Dist., Taoyuan City, Taiwan (R.O.C.)

Table of Contents

HISTORY OF THIS TEST REPORT **3**

SUMMARY OF TEST RESULT **4**

1 GENERAL DESCRIPTION **5**

1.1 Information 5
1.2 Testing Applied Standards 7
1.3 Testing Location Information 7
1.4 Measurement Uncertainty 7

2 TEST CONFIGURATION OF EUT **8**

2.1 Test Condition 8
2.2 Test Channel Mode 8
2.3 The Worst Case Measurement Configuration 9
2.4 Support Equipment 10
2.5 Test Setup Diagram 11

3 TRANSMITTER TEST RESULT **14**

3.1 AC Power-line Conducted Emissions 14
3.2 DTS Bandwidth 15
3.3 Maximum Conducted Output Power 16
3.4 Power Spectral Density 18
3.5 Emissions in Non-restricted Frequency Bands 19
3.6 Emissions in Restricted Frequency Bands 20
3.7 Receiver Radiated Spurious Emissions 24

4 TEST EQUIPMENT AND CALIBRATION DATA **27**

APPENDIX A. TEST RESULTS OF AC POWER-LINE CONDUCTED EMISSIONS

APPENDIX B. TEST RESULTS OF DTS BANDWIDTH

APPENDIX C. TEST RESULTS OF MAXIMUM CONDUCTED OUTPUT POWER

APPENDIX D. TEST RESULTS OF POWER SPECTRAL DENSITY

APPENDIX E. TEST RESULTS OF EMISSIONS IN NON-RESTRICTED FREQUENCY BANDS

APPENDIX F. TEST RESULTS OF EMISSIONS IN RESTRICTED FREQUENCY BANDS

APPENDIX G. TEST RESULTS OF RECEIVER RADIATED UNWANTED EMISSIONS

APPENDIX H. TEST PHOTOS

PHOTOGRAPHS OF EUT V01

History of this test report

Report No.	Version	Description	Issued Date
TR862607AC	01	Initial issue of report	Jul. 26, 2018

Summary of Test Result

Report Clause	Ref. Std. Clause	Test Items	Result (PASS/FAIL)	Remark
1.1.2	3.10.1.4	Antenna Requirement	PASS	LP0002-2.2
3.1	2.3	AC Power-line Conducted Emissions	PASS	LP0002-2.3
3.2	3.10.1.6	DTS Bandwidth	PASS	≥500kHz
3.3	3.10.1.2	Maximum Conducted Output Power	PASS	Power [dBm]: 30
3.4	3.10.1.6	Power Spectral Density	PASS	PSD [dBm/3kHz]: 8
3.5	3.10.1.5	Emissions in Non-restricted Frequency Bands	PASS	Non-Restricted Bands: > 30 dBc
3.6	3.10.1.5	Emissions in Restricted Frequency Bands	PASS	Restricted Bands: LP0002-2.8
3.7	2.11	Receiver Radiated Unwanted Emissions	PASS	Restricted Bands: LP0002-2.8

Reviewed by: SamTsai

Report Producer: Amber Chiu

1 General Description

1.1 Information

1.1.1 RF General Information

Frequency Range (MHz)	IEEE Std. 802.11	Ch. Frequency (MHz)	Channel Number
2400-2483.5	b, g, n (HT20)	2412-2462	1-11 [11]
2400-2483.5	n (HT40)	2422-2452	3-9 [7]

Band	Mode	BWch (MHz)	Nant
2.4-2.4835GHz	802.11b	20	2TX
2.4-2.4835GHz	802.11g	20	2TX
2.4-2.4835GHz	802.11n HT20	20	2TX
2.4-2.4835GHz	802.11n HT40	40	2TX

Note:
- 11b mode uses a combination of DSSS-DBPSK, DQPSK, CCK modulation.
- 11g, HT20 and HT40 use a combination of OFDM-BPSK, QPSK, 16QAM, 64QAM modulation.
- BWch is the nominal channel bandwidth.

1.1.2 Antenna Information

Ant.	Port	Brand	Model Name	Antenna Type	Connector
1	2	LITEON	WN4521L	Printed Antenna	Murata
2	1	LITEON	WN4521L	Printed Antenna	Murata

Ant.	Port	Gain (dBi)	
		2.4G	5G
1	2	2.5	2.0
2	1	2.4	2.0

For 2.4 GHz function:

For IEEE 802.11b/g/n mode (2TX/2RX)

Ant. 1 (port 2) and Ant. 2 (port 1) could transmit/receive simultaneously.

For 5 GHz function:

For IEEE 802.11a/n/ac mode (2TX/2RX)

Ant. 1 (port 2) and Ant. 2 (port 1) could transmit/receive simultaneously.

1.1.3 EUT Information

Operational Condition				
EUT Power Type	From Host System			
EUT Function	☒	Point-to-multipoint	☐	Point-to-point
Beamforming Function	☐	With beamforming	☒	Without beamforming

Type of EUT		
☒	Stand-alone	
☐	Combined (EUT where the radio part is fully integrated within another device)	
	Combined Equipment - Brand Name / Model No.:	…
☐	Plug-in radio (EUT intended for a variety of host systems)	
	Host System - Brand Name / Model No.:	…
☐	Other:	

1.1.4 Mode Test Duty Cycle

Mode	DC	DCF(dB)	T(s)	VBW(Hz) ≥ 1/T
802.11b	1	0	n/a (DC>=0.98)	n/a (DC>=0.98)
802.11g	0.998	0.009	n/a (DC>=0.98)	n/a (DC>=0.98)
802.11n HT20	0.995	0.022	n/a (DC>=0.98)	n/a (DC>=0.98)
802.11n HT40	1	0	n/a (DC>=0.98)	n/a (DC>=0.98)

1.2 Testing Applied Standards

According to the specifications of the manufacturer, the EUT must comply with the requirements of the following standards:

- LP0002 (2018-01-10)
- ANSI C63.10-2013
- KDB 558074 D01 v04
- KDB 662911 D01 v02r01
- ANSI C63.4-2014

1.3 Testing Location Information

Testing Location							
☒	HWA YA	ADD	:	No. 52, Huaya 1st Rd., Guishan Dist., Taoyuan City, Taiwan (R.O.C.)			
		TEL	:	886-3-327-3456	FAX	:	886-3-327-0973
☐	JHUBEI	ADD	:	No.8, Ln. 724, Bo'ai St., Zhubei City, Hsinchu County, Taiwan (R.O.C.)			
		TEL	:	886-3-656-9065	FAX	:	886-3-656-9085

Test Condition	Test Site No.	Test Engineer	Test Environment	Test Date
RF Conducted	TH01-HY	Andy	23.5°C / 65%	05/Jul/2018
Radiated	03CH09-HY	Sam	23.2°C / 53.5%	05/Jul/2018
AC Conduction	CO04-HY	Kevin	21°C / 56%	10/Jul/2018

1.4 Measurement Uncertainty

ISO/IEC 17025 requires that an estimate of the measurement uncertainties associated with the emissions test results be included in the report. The measurement uncertainties given below are based on a 95% confidence level (based on a coverage factor (k=2)

Test Items	Uncertainty	Remark
Conducted Emission (150kHz ~ 30MHz)	3.6 dB	Confidence levels of 95%
Radiated Emission (9kHz ~ 30MHz)	3.0 dB	Confidence levels of 95%
Radiated Emission (30MHz ~ 1,000MHz)	4.3 dB	Confidence levels of 95%
Radiated Emission (1GHz ~ 18GHz)	3.9 dB	Confidence levels of 95%
Radiated Emission (18GHz ~ 40GHz)	3.5 dB	Confidence levels of 95%
Conducted Emission	1.3 dB	Confidence levels of 95%
Temperature	0.7 ℃	Confidence levels of 95%
Humidity	4 %	Confidence levels of 95%

2 Test Configuration of EUT

2.1 Test Condition

RF Conducted	Abbreviation	Remark
TnomVnom	Tnom	20°C
-	Vnom	5V

2.2 Test Channel Mode

Test Software Version	REALTEK 11ac 8822BU USB WLAN MP Diagnostic Program 0.0006 00.20180227

Mode	PowerSetting
802.11b_Nss1,(1Mbps)_2TX	-
2412MHz	63,63
2437MHz	63,63
2452MHz	63,63
2457MHz	48,48
2462MHz	45,45
802.11g_Nss1,(6Mbps)_2TX	-
2412MHz	57,57
2437MHz	63,63
2457MHz	63,63
2462MHz	49,49
802.11n HT20_Nss1,(MCS0)_2TX	-
2412MHz	56,56
2417MHz	63,63
2437MHz	63,63
2457MHz	63,63
2462MHz	43,43
802.11n HT40_Nss1,(MCS0)_2TX	-
2422MHz	48,48
2437MHz	44,44
2442MHz	40,40
2447MHz	40,40
2452MHz	35,35

2.3 The Worst Case Measurement Configuration

The Worst Case Mode for Following Conformance Tests	
Tests Item	AC power-line conducted emissions
Condition	AC power-line conducted measurement for line and neutral
Operating Mode	CTX/CRX
1	USB mode ; 2.4G TX
2	USB mode ; 2.4G RX

The Worst Case Mode for Following Conformance Tests	
Tests Item	DTS Bandwidth Maximum Conducted Output Power Power Spectral Density Emissions in Non-restricted Frequency Bands
Test Condition	Conducted measurement at transmit chains

The Worst Case Mode for Following Conformance Tests			
Tests Item	Emissions in Restricted Frequency Bands Receiver Radiated Unwanted Emissions		
Test Condition	Radiated measurement If EUT consist of multiple antenna assembly (multiple antenna are used in EUT regardless of spatial multiplexing MIMO configuration), the radiated test should be performed with highest antenna gain of each antenna type.		
Operating Mode < 1GHz	CTX/CRX		
1	USB mode		
Operating Mode > 1GHz	CTX/CRX		
Orthogonal Planes of EUT	**X Plane**	**Y Plane**	**Z Plane**
Worst Planes of EUT			V

The Worst Case Mode for Following Conformance Tests	
Tests Item	Simultaneous Transmission Analysis
Operating Mode	CTX
1	WLAN 2.4GHz
2	WLAN 5GHz
Refer to Sporton Test Report No.: TA862607 for Co-location RF Exposure Evaluation.	

2.4 Support Equipment

Support Equipment – RF Conducted				
No.	**Equipment**	**Brand Name**	**Model Name**	**FCC ID**
1	Notebook	DELL	E5410	DoC
2	Adapter for NB	DELL	HA65NM130	DoC
3	DC power supply	G.W	GPS-3030DD	-

Support Equipment – Radiated Emission				
No.	**Equipment**	**Brand Name**	**Model Name**	**FCC ID**
1	USB 2.0 Flash	-	-	-
2	Mouse(USB)	Dell	MS111-L	DOC
3	IPod	Apple	A1199	T41126
4	Notebook	DELL	E5530	DOC

Support Equipment – AC Conduction				
No.	**Equipment**	**Brand Name**	**Model Name**	**FCC ID**
1	USB 2.0 Flash	-	-	-
2	Mouse(USB)	Dell	MS111-L	DOC
3	IPod	Apple	A1199	T41126
4	Notebook	DELL	E5530	DOC

2.5 Test Setup Diagram

Test Setup Diagram – AC Line Conducted Emission Test –TX Mode

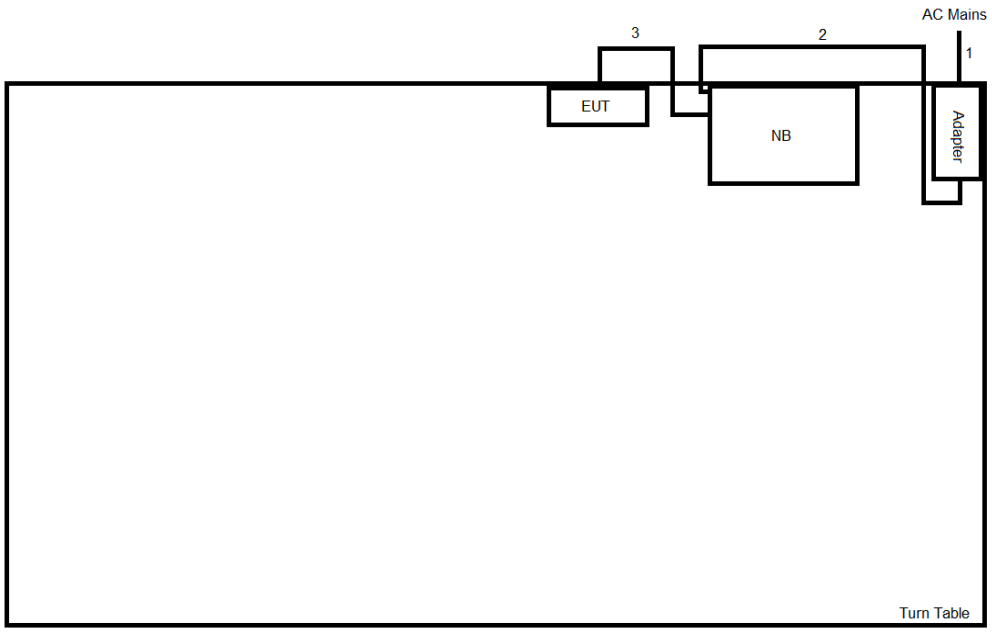

Item	Connection	Shielded	Length(m)	Remark
1	AC Power line	No	1.8	-
2	DC Power line	No	1.0	-
3	USB cable	No	1.0	-

Test Setup Diagram – AC Line Conducted Emission Test –RX Mode

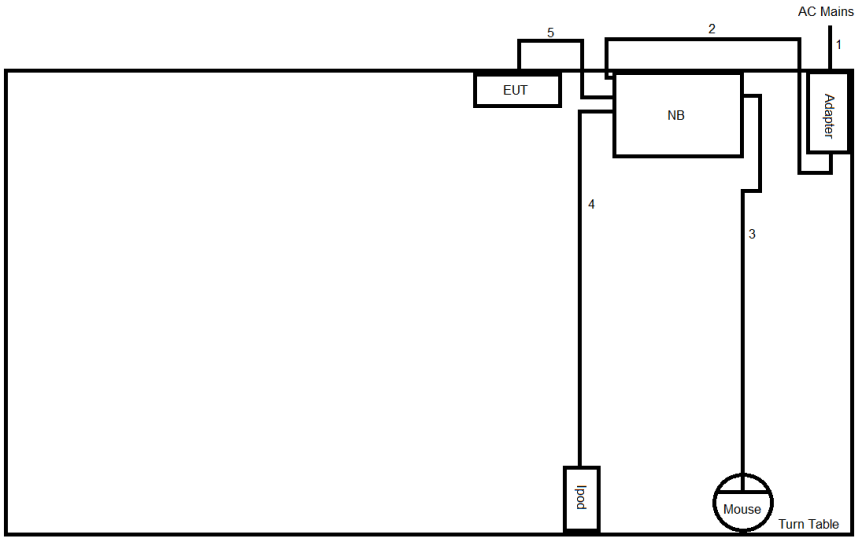

Item	Connection	Shielded	Length(m)	Remark
1	AC Power line	No	1.5	-
2	DC Power line	No	1.0	-
3	USB cable	No	1.0	-
4	USB cable	No	1.8	-
5	USB cable	No	1.0	-

Test Setup Diagram - Radiated Test –TX Mode

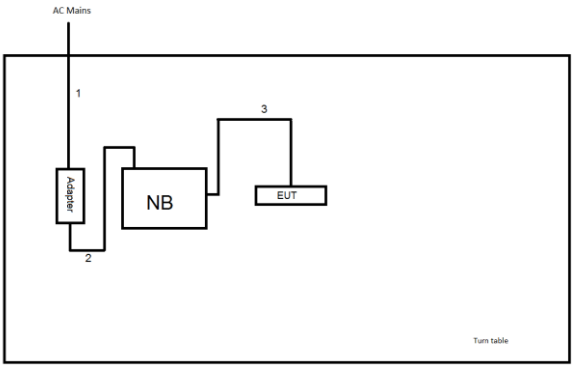

Item	Connection	Shielded	Length(m)	Remark
1	AC Power line	No	1.8	-
2	DC Power line	No	1.0	-
3	USB cable	No	1.0	-

Test Setup Diagram - Radiated Test –RX Mode

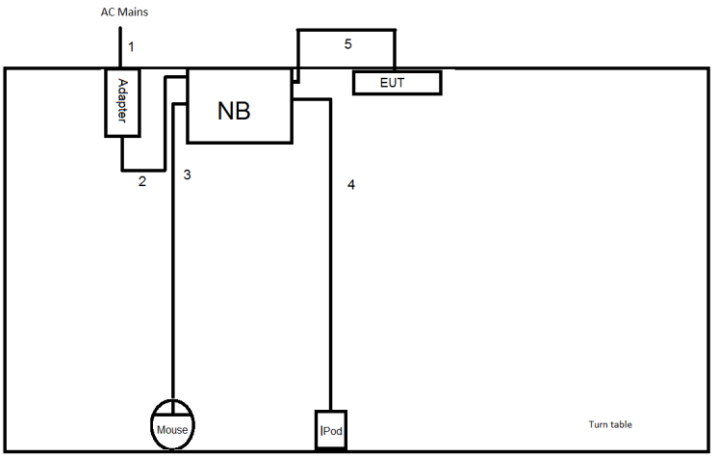

Item	Connection	Shielded	Length(m)	Remark
1	AC Power line	No	1.5	-
2	DC Power line	No	1.0	-
3	USB cable	No	1.0	-
4	USB cable	No	1.8	-
5	USB cable	No	1.0	-

3 Transmitter Test Result

3.1 AC Power-line Conducted Emissions

3.1.1 AC Power-line Conducted Emissions Limit

AC Power-line Conducted Emissions Limit		
Frequency Emission (MHz)	**Quasi-Peak**	**Average**
0.15-0.5	66 - 56 *	56 - 46 *
0.5-5	56	46
5-30	60	50
Note 1: * Decreases with the logarithm of the frequency.		

3.1.2 Measuring Instruments

Refer a test equipment and calibration data table in this test report.

3.1.3 Test Procedures

Test Method
☒ Refer as ANSI C63.10-2013, clause 6.2 for AC power-line conducted emissions.

3.1.4 Test Setup

AC Power-line Conducted Emissions

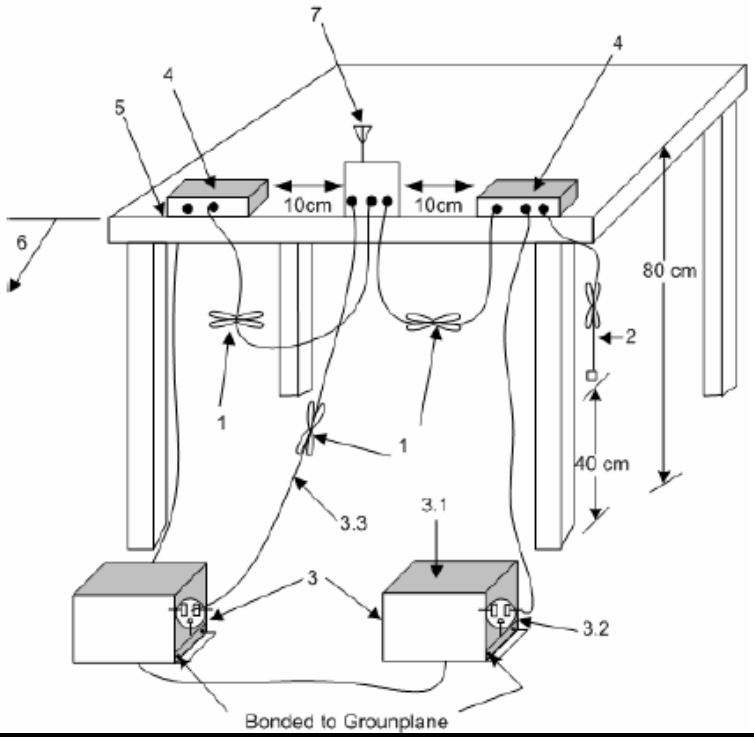

3.1.5 Test Result of AC Power-line Conducted Emissions

Refer as Appendix A

3.2 DTS Bandwidth

3.2.1 6dB Bandwidth Limit

6dB Bandwidth Limit
Systems using digital modulation techniques:
▪ 6 dB bandwidth ≥ 500 kHz.

3.2.2 Measuring Instruments

Refer a test equipment and calibration data table in this test report.

3.2.3 Test Procedures

Test Method	
▪ For the emission bandwidth shall be measured using one of the options below:	
	☒ Refer as KDB 558074, clause 8.1 Option 1 for 6 dB bandwidth measurement.
	☐ Refer as KDB 558074, clause 8.2 Option 2 for 6 dB bandwidth measurement.
	☐ Refer as RSS-Gen, clause 6.7 for for occupied bandwidth testing.
	☐ Refer as ANSI C63.10, clause 6.9.3 for occupied bandwidth testing.

3.2.4 Test Setup

Emission Bandwidth


3.2.5 Test Result of Emission Bandwidth

Refer as Appendix B

3.3 Maximum Conducted Output Power

3.3.1 Maximum Conducted Output Power Limit

Maximum Conducted Output Power Limit		
	▪ If $G_{TX} \leq 6$ dBi, then $P_{Out} \leq 30$ dBm (1 W)	
	▪ Point-to-multipoint systems (P2M): If $G_{TX} > 6$ dBi, then $P_{Out} = 30 – (G_{TX} – 6)$ dBm	
	▪ Point-to-point systems (P2P): If $G_{TX} > 6$ dBi, then $P_{Out} = 30 – (G_{TX} – 6)/3$ dBm	
	▪ Smart antenna system (SAS):	
		- Single beam: If $G_{TX} > 6$ dBi, then $P_{Out} = 30 – (G_{TX} – 6)/3$ dBm
		- Overlap beam: If $G_{TX} > 6$ dBi, then $P_{Out} = 30 – (G_{TX} – 6)/3$ dBm
		- Aggregate power on all beams: If $G_{TX} > 6$ dBi, then $P_{Out} = 30 – (G_{TX} – 6)/3 + 8$dB dBm
e.i.r.p. Power Limit:		
▪ 2400-2483.5 MHz Band		
	▪ Point-to-multipoint systems (P2M): $P_{eirp} \leq 36$ dBm (4 W)	
	▪ Point-to-point systems (P2P): $P_{eirp} \leq MAX(36, [P_{Out} + G_{TX}])$ dBm	
	▪ Smart antenna system (SAS)	
		- Single beam: $P_{eirp} \leq MAX(36, P_{Out} + G_{TX})$ dBm
		- Overlap beam: $P_{eirp} \leq MAX(36, P_{Out} + G_{TX})$ dBm
		- Aggregate power on all beams: $P_{eirp} \leq MAX(36, [P_{Out} + G_{TX} + 8])$ dBm
P_{Out} = maximum peak conducted output power or maximum conducted output power in dBm, **G_{TX}** = the maximum transmitting antenna directional gain in dBi.		

3.3.2 Measuring Instruments

Refer a test equipment and calibration data table in this test report.

3.3.3 Test Procedures

Test Method	
▪ Maximum Peak Conducted Output Power	
	☐ Refer as KDB 558074, clause 9.1.1 Option 1 (RBW ≥ EBW method).
	☐ Refer as KDB 558074, clause 9.1.2 Option 2 (integrated band power method)
	☐ Refer as KDB 558074, clause 9.1.3 Option 3 (peak power meter for VBW ≥ DTS BW)
▪ Maximum Average Conducted Output Power	
	Duty cycle ≥ 98%
	☐ Refer as KDB 558074, clause 9.2.2.4 Method AVGSA-2 (spectral trace averaging).
	Duty cycle < 98%
	☐ Refer as KDB 558074, clause 9.2.2.5 Method AVGSA-2 Alt. (slow sweep speed)
	RF power meter and average over on/off periods with duty factor or gated trigger
	☒ Refer as KDB 558074, clause 9.2.3.1 Method AVGPM (using an RF average power meter).
▪ For conducted measurement.	
	▪ If the EUT supports multiple transmit chains using options given below: Refer as KDB 662911, In-band power measurements. Using the measure-and-sum approach, measured all transmit ports individually. Sum the power (in linear power units e.g., mW) of all ports for each individual sample and save them.
	▪ If multiple transmit chains, EIRP calculation could be following as methods: $P_{total} = P_1 + P_2 + \ldots + P_n$ (calculated in linear unit [mW] and transfer to log unit [dBm]) $EIRP_{total} = P_{total} + DG$

3.3.4 Test Setup

Maximum Conducted Output Power (Power Meter)

3.3.5 Test Result of Maximum Conducted Output Power

Refer as Appendix C

3.4 Power Spectral Density

3.4.1 Power Spectral Density Limit

Power Spectral Density Limit
▪ Power Spectral Density (PSD) ≤ 8 dBm/3kHz

3.4.2 Measuring Instruments

Refer a test equipment and calibration data table in this test report.

3.4.3 Test Procedures

Test Method		
▪ Peak power spectral density procedures that the same method as used to determine the conducted output power. If maximum peak conducted output power was measured to demonstrate compliance to the output power limit, then the peak PSD procedure below (Method PKPSD) shall be used. If maximum conducted output power was measured to demonstrate compliance to the output power limit, then one of the average PSD procedures shall be used, as applicable based on the following criteria (the peak PSD procedure is also an acceptable option).		
	☒ Refer as KDB 558074, clause 10.2 Method PKPSD (RBW=3-100kHz; Detector=peak).	
▪ For conducted measurement.		
	▪ If The EUT supports multiple transmit chains using options given below:	
		▪ Measure and sum the spectra across the outputs. Refer as KDB 662911, In-band power spectral density (PSD). Sample all transmit ports simultaneously using a spectrum analyzer for each transmit port. Where the trace bin-by-bin of each transmit port summing can be performed. (i.e., in the first spectral bin of output 1 is summed with that in the first spectral bin of output 2 and that from the first spectral bin of output 3, and so on up to the NTX output to obtain the value for the first frequency bin of the summed spectrum.). Add up the amplitude (power) values for the different transmit chains and use this as the new data trace.

3.4.4 Test Setup

Power Spectral Density


3.4.5 Test Result of Power Spectral Density

Refer as Appendix D

3.5 Emissions in Non-restricted Frequency Bands

3.5.1 Emissions in Non-restricted Frequency Bands Limit

Un-restricted Band Emissions Limit	
RF output power procedure	**Limit (dB)**
Peak output power procedure	20
Average output power procedure	30

Note 1: If the peak output power procedure is used to measure the fundamental emission power to demonstrate compliance to requirements, then the peak conducted output power measured within any 100 kHz outside the authorized frequency band shall be attenuated by at least 20 dB relative to the maximum measured in-band peak PSD level.

Note 2: If the average output power procedure is used to measure the fundamental emission power to demonstrate compliance to requirements, then the power in any 100 kHz outside of the authorized frequency band shall be attenuated by at least 30 dB relative to the maximum measured in-band average PSD level.

3.5.2 Measuring Instruments

Refer a test equipment and calibration data table in this test report.

3.5.3 Test Procedures

Test Method
▪ Refer as KDB 558074, clause 11 for unwanted emissions into non-restricted bands.

3.5.4 Test Setup

Emissions in Non-restricted Frequency Bands

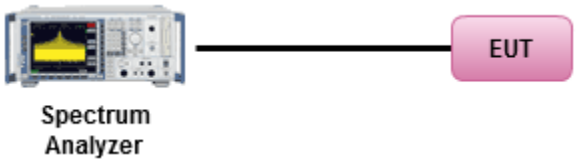

3.5.5 Test Result of Emissions in Non-restricted Frequency Bands

Refer as Appendix E

3.6 Emissions in Restricted Frequency Bands

3.6.1 Emissions in Restricted Frequency Bands Limit

Restricted Band Emissions Limit			
Frequency Range (MHz)	**Field Strength (uV/m)**	**Field Strength (dBuV/m)**	**Measure Distance (m)**
0.009~0.490	2400/F(kHz)	48.5 - 13.8	300
0.490~1.705	24000/F(kHz)	33.8 - 23	30
1.705~30.0	30	29	30
30~88	100	40	3
88~216	150	43.5	3
216~960	200	46	3
Above 960	500	54	3

Note 1: Test distance for frequencies at or above 30 MHz, measurements may be performed at a distance other than the limit distance provided they are not performed in the near field and the emissions to be measured can be detected by the measurement equipment. When performing measurements at a distance other than that specified, the results shall be extrapolated to the specified distance using an extrapolation factor of 20 dB/decade (inverse of linear distance for field-strength measurements, inverse of linear distance-squared for power-density measurements).

Note 2: Test distance for frequencies at below 30 MHz, measurements may be performed at a distance closer than the EUT limit distance; however, an attempt should be made to avoid making measurements in the near field. When performing measurements below 30 MHz at a closer distance than the limit distance, the results shall be extrapolated to the specified distance by either making measurements at a minimum of two or more distances on at least one radial to determine the proper extrapolation factor or by using the square of an inverse linear distance extrapolation factor (40 dB/decade). The test report shall specify the extrapolation method used to determine compliance of the EUT.

Note 3: Using the distance of 1m during the test for above 18 GHz, and the test value to correct for the distance factor at 3m.

3.6.2 Measuring Instruments

Refer a test equipment and calibration data table in this test report.

3.6.3 Test Procedures

Test Method		
▪ The average emission levels shall be measured in [duty cycle ≥ 98 or duty factor].		
▪ Refer as ANSI C63.10, clause 6.10.3 band-edge testing shall be performed at the lowest frequency channel and highest frequency channel within the allowed operating band.		
▪ For the transmitter unwanted emissions shall be measured using following options below:		
	▪ Refer as KDB 558074, clause 12 for unwanted emissions into restricted bands.	
		☒ Refer as KDB 558074, clause 12.2.5.3 (ANSI C63.10, clause 4.1.4.2.3), Reduced VBW≥1/T.
		☒ Refer as KDB 558074, clause 12.2.4 measurement procedure peak limit.
▪ For the transmitter band-edge emissions shall be measured using following options below:		
	▪ Refer as KDB 558074 clause 13.1, When the performing peak or average radiated measurements, emissions within 2 MHz of the authorized band edge may be measured using the marker-delta method described below.	
	▪ Refer as KDB 558074, clause 13.2 (ANSI C63.10, clause 6.10.6) for marker-delta method for band-edge measurements.	
	▪ Refer as KDB 558074, clause 13.3 for narrower resolution bandwidth (100kHz) using the band power and summing the spectral levels (i.e., 1 MHz).	
▪ For conducted and cabinet radiation measurement, refer as KDB 558074, clause 12.2.2.		
	▪ For conducted unwanted emissions into restricted bands (absolute emission limits). Devices with multiple transmit chains using options given below: (1) Measure and sum the spectra across the outputs or (2) Measure and add 10 log(N) dB	
	▪ For KDB 662911 The methodology described here may overestimate array gain, thereby resulting in apparent failures to satisfy the out-of-band limits even if the device is actually compliant. In such cases, compliance may be demonstrated by performing radiated tests around the frequencies at which the apparent failures occurred.	

3.6.4 Test Setup

Emissions in Restricted Frequency Bands

9kHz ~30MHz

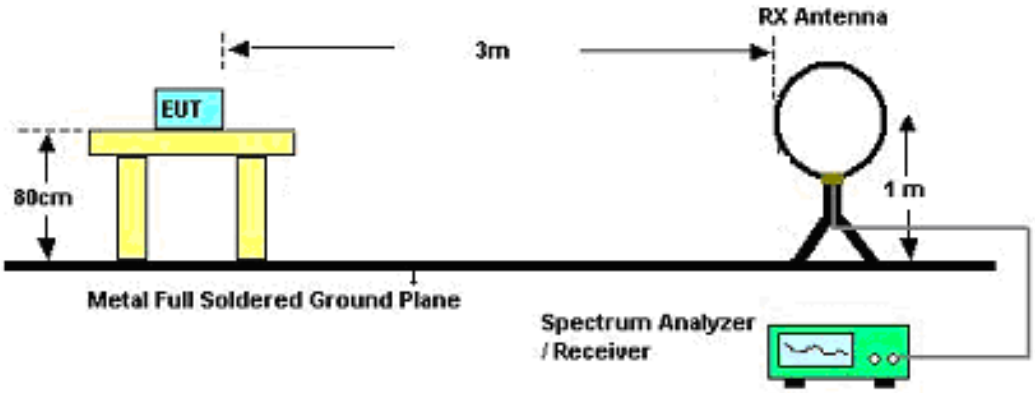

30MHz~1GHz

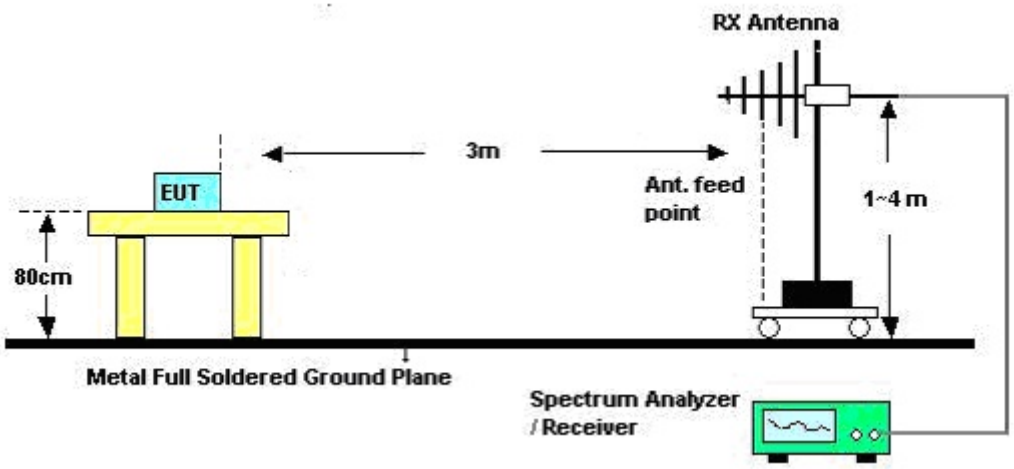

Above 1GHz

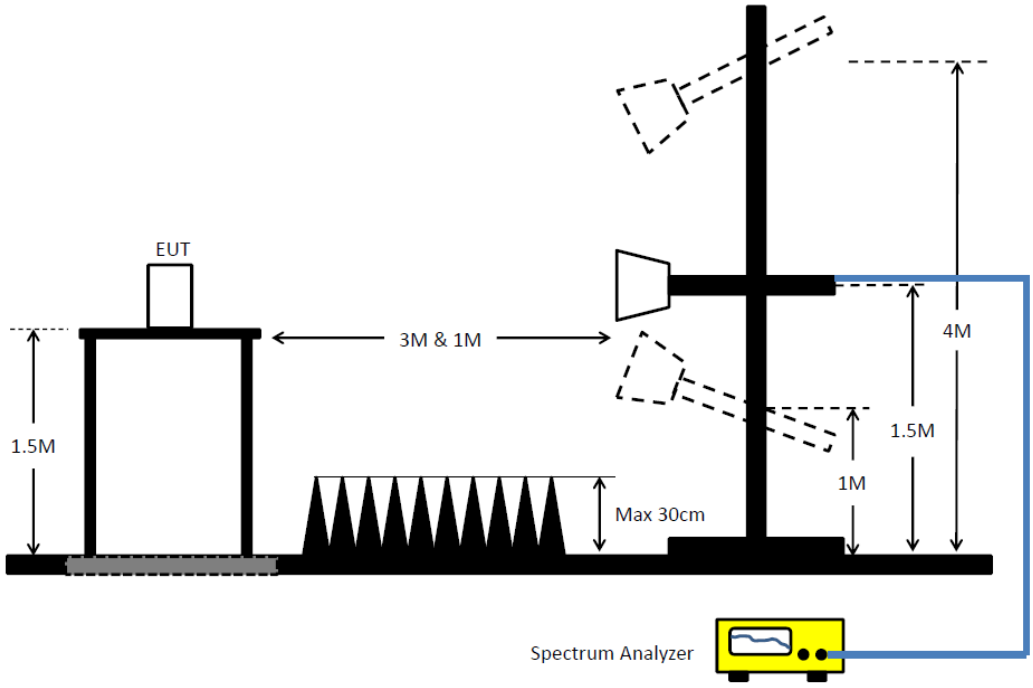

3.6.5 Test Result of Emissions in Restricted Frequency Bands (Below 30MHz)

The amplitude of spurious emissions which are attenuated by more than 20dB below the permissible value has no need to be reported.

3.6.6 Test Result of Emissions in Restricted Frequency Bands

Refer as Appendix F

3.7 Receiver Radiated Spurious Emissions

3.7.1 Receiver in Radiated Spurious Emissions Limit

Restricted Spurious Emissions Limit			
Frequency Range (MHz)	**Field Strength (uV/m)**	**Field Strength (dBuV/m)**	**Measure Distance (m)**
0.009~0.490	2400/F(kHz)	48.5 - 13.8	300
0.490~1.705	24000/F(kHz)	33.8 - 23	30
1.705~30.0	30	29	30
30~88	100	40	3
88~216	150	43.5	3
216~960	200	46	3
Above 960	500	54	3

Note 1: Test distance for frequencies at or above 30 MHz, measurements may be performed at a distance other than the limit distance provided they are not performed in the near field and the emissions to be measured can be detected by the measurement equipment. When performing measurements at a distance other than that specified, the results shall be extrapolated to the specified distance using an extrapolation factor of 20 dB/decade (inverse of linear distance for field-strength measurements, inverse of linear distance-squared for power-density measurements).

Note 2: Test distance for frequencies at below 30 MHz, measurements may be performed at a distance closer than the EUT limit distance; however, an attempt should be made to avoid making measurements in the near field. When performing measurements below 30 MHz at a closer distance than the limit distance, the results shall be extrapolated to the specified distance by either making measurements at a minimum of two or more distances on at least one radial to determine the proper extrapolation factor or by using the square of an inverse linear distance extrapolation factor (40 dB/decade). The test report shall specify the extrapolation method used to determine compliance of the EUT.

3.7.2 Measuring Instruments

Refer a test equipment and calibration data table in this test report.

3.7.3 Test Procedures

Test Method	
☒	The search for spurious emissions shall be from the lowest frequency internally generated or used in the receiver (e.g. local oscillator, intermediate or carrier frequency), or 30 MHz, whichever is higher, to at least 3 times the highest tuneable or local oscillator frequency, whichever is higher, without exceeding 40 GHz.
☒	Measurements may be performed at a distance other than the limit distance provided they are not performed in the near field and the emissions to be measured can be detected by the measurement equipment. When performing measurements at a distance other than that specified, the results shall be extrapolated to the specified distance using an extrapolation factor of 20 dB/decade (inverse of linear distance for field-strength measurements, inverse of linear distance-squared for power-density measurements).
☒	For radiated measurement, refer as KDB558074, clause 12.2.7.
☒	Refer as ANSI C63.4, clause 8.3.1.1 and 8.3.2.1 for radiated emissions from below 30 MHz.
☒	Refer as ANSI C63.4, clause 8.3.1.1 and 8.3.2.1 for radiated emissions from 30 MHz-1 GHz. For the peak measurement is fully sufficient, as the max field strength as measured with the Peak-Detector meets the QP-Limit so that the QP level does not need to be reported in addition.
☒	Refer as ANSI C63.4, clause 8.3.1.2 and 8.3.2.2 for radiated emissions from above 1 GHz. For the peak measurement is fully sufficient, as the max field strength as measured with the Peak-Detector meets the AV-Limit so that the AV level does not need to be reported in addition.
☒	All amplitude of spurious emissions that are attenuated by more than 30 dB below the permissible value has no need to be reported.

3.7.4 Test Setup

Receiver Spurious and Out of Band Emissions (9 kHz - 30 MHz)

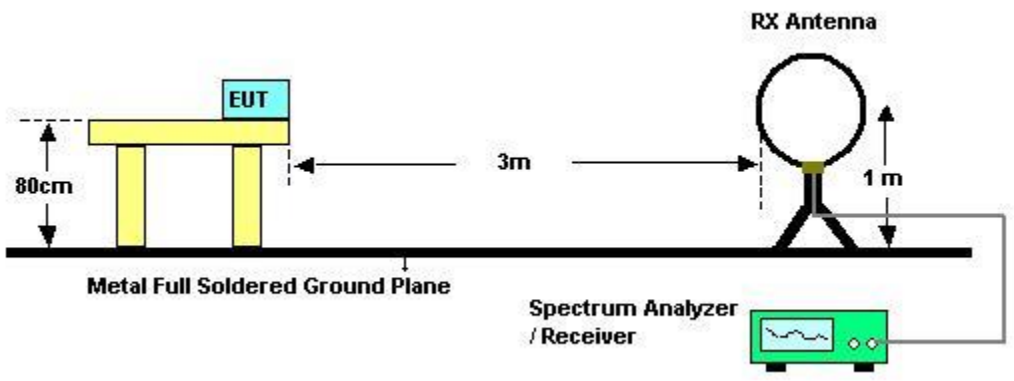

Receiver Radiated Unwanted Emissions (below 1GHz)

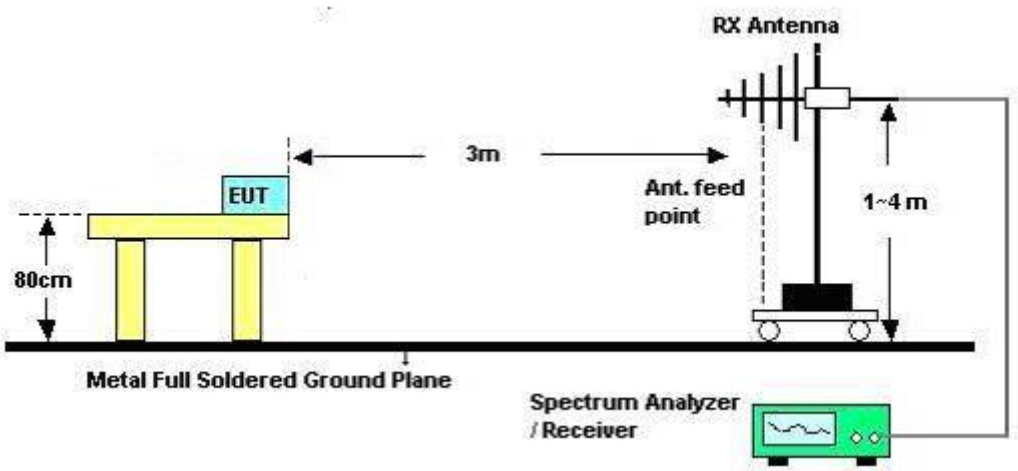

Receiver Radiated Unwanted Emissions (above 1GHz)

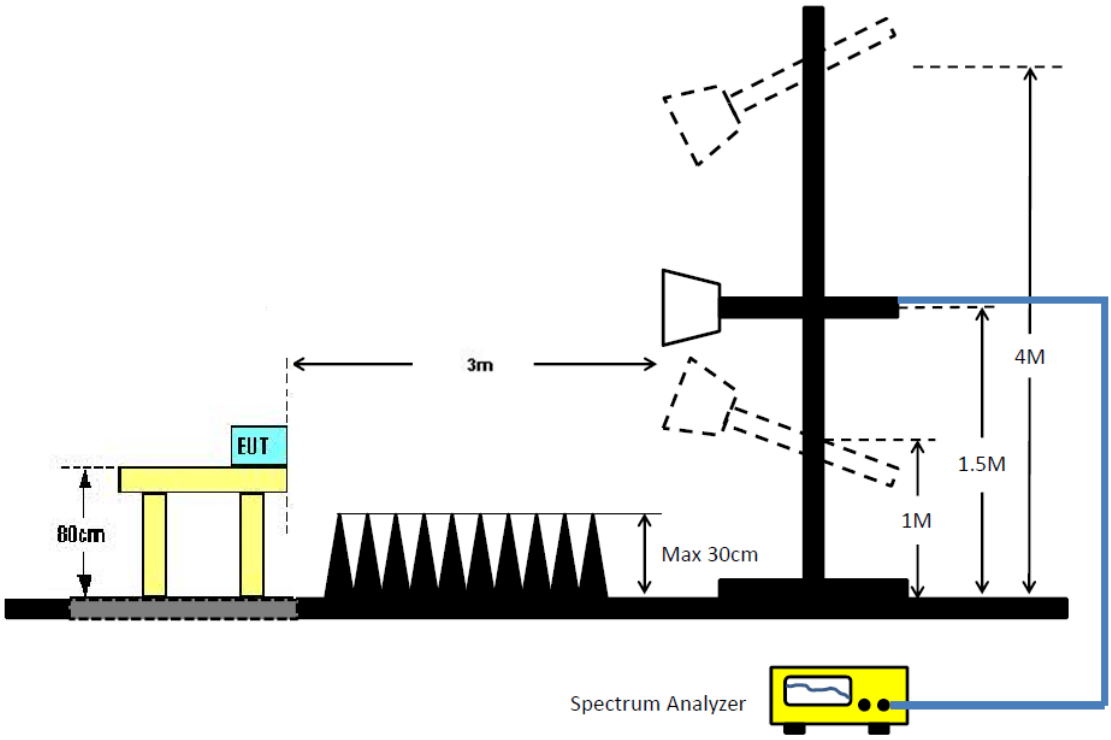

3.7.5 Receiver Radiated Unwanted Emissions (Below 30MHz)

The amplitude of spurious emissions which are attenuated by more than 20dB below the permissible value has no need to be reported.

3.7.6 Test Result of Receiver Radiated Unwanted Emissions

Refer as Appendix G

4 Test Equipment and Calibration Data

Instrument for AC Conduction

Instrument	Manufacturer	Model No.	Serial No.	Spec.	Calibration Date	Calibration Due Date
EMC Receiver	R&S	ESR	102051	9KHz ~ 3.6GHz	03/May/2018	02/May/2019
LISN	R&S	ENV216	101295	9kHz ~ 30MHz	17/Nov/2017	16/Nov/2018
RF Cable-CON	HUBER+SUHNER	RG213/U	07611832020001	9kHz ~ 30MHz	06/Oct/2017	05/Oct/2018
AC POWER	APC	AFC-11005G	F310050055	47Hz~63Hz 5~300V	NCR	NCR
Impuls Begrenzer Puls e Limiter	SCHWARZBECK	VTSD 9561-F	9561-F041	9 kHz ~ 30 MHz	12/Oct/2017	11/Oct/2018

NCR : Non-Calibration Require

Instrument for Radiated Test

Instrument	Manufacturer	Model No.	Serial No.	Spec.	Calibration Date	Calibration Due Date
3m Semi Anechoic Chamber	TDK	SAC-3M	03CH09-HY	30MHz ~ 1GHz	23/Apr/2018	22/Apr/2019
3m Semi Anechoic Chamber	TDK	SAC-3M	03CH09-HY	1GHz ~ 18GHz	14/Jun/2018	13/Jun/2019
Microwave Preamplifier	Agilent	8449B	3008A02096	1GHz ~ 26.5GHz	10/May/2018	09/May/2019
Amplifier	EMC	EMC9135	980232	9KHz~1GHz	27/Apr/2018	26/Apr/2019
EXA Signal Analyzer	KEYSIGHT	N9010A	MY54200885	10Hz ~ 44GHz	20/Jul/2017	19/Jul/2018
Bilog Antenna & 5dB Attenuator	TESEQ & MTJ	CBL6111D & MTJ6102-05	35418 / 3	30MHz~1GHz	09/Sep/2017	08/Sep/2018
Double Ridged Guide Horn Antenna	SCHWARZBECK	BBHA 9120 D	BBHA9120 D 1534	1GHz~18GHz	30/Apr/2018	29/Apr/2019
Broadband Horn Antenna	SCHWARZBECK	BBHA 9170	BBHA9170614	18GHz~40GHz	09/Feb/2018	08/Feb/2019
Preamplifier	MITEQ	TTA1840-35-HG	1864481	18GHz ~ 40GHz	24/Aug/2017	23/Aug/2018
Loop Antenna	TESEQ	HLA 6120	31244	9k-30MHz	29/Mar/2018	28/Mar/2019
RF Cable-R03m	Jye Bao	RG142	CB031	9kHz ~ 1GHz	1/Feb/2018	31/Jan/2019
RF Cable-high	HUBER+SUHNER	SUCOFLEX104	SN 556626/4 + 556627	1GHz ~ 40GHz	14/Mar/2018	13/Mar/2019

Instrument for Conducted Test

Instrument	Manufacturer	Model No.	Serial No.	Spec.	Calibration Date	Calibration Due Date
Spectrum Analyzer	R&S	FSV 40	101515	9kHz~40GHz	08/Dec/2017	07/Dec/2018
Power Sensor	Anritsu	MA2411B	1339407	300MHz ~ 40GHz	06/Nov/2017	05/Nov/2018
Power Meter	Anritsu	ML2495A	1517010	300MHz ~ 40GHz	06/Nov/2017	05/Nov/2018
RF Cable-0.2m	HUBER+SUHNER	SUCOFLEX_104	MY10710/4	30MHz ~ 26.5GHz	25/Aug/2017	24/Aug/2018
RF Cable-0.2m	HUBER+SUHNER	SUCOFLEX_104	MY10709/4	30MHz ~ 26.5GHz	25/Aug/2017	24/Aug/2018
RF Cable-0.5m	HUBER+SUHNER	SUCOFLEX_104	MY10713/4	30MHz ~ 26.5GHz	25/Aug/2017	24/Aug/2018
RF Cable-1m	HUBER+SUHNER	SUCOFLEX_104	MY37332/4	30MHz ~ 26.5GHz	26/Jan/2018	25/Jan/2019
RF Cable-1m	HUBER+SUHNER	SUCOFLEX_104	MY37333/4	30MHz ~ 26.5GHz	26/Jan/2018	25/Jan/2019
Signal Generator	R&S	SMR40	100116	10MHz ~ 40GHz	27/Jul/2017	26/Jul/2018

AC Power-line Conducted Emissions Result			
Operating Mode	1	**Power Phase**	Neutral
Operating Function	USB mode ; 2.4G TX		

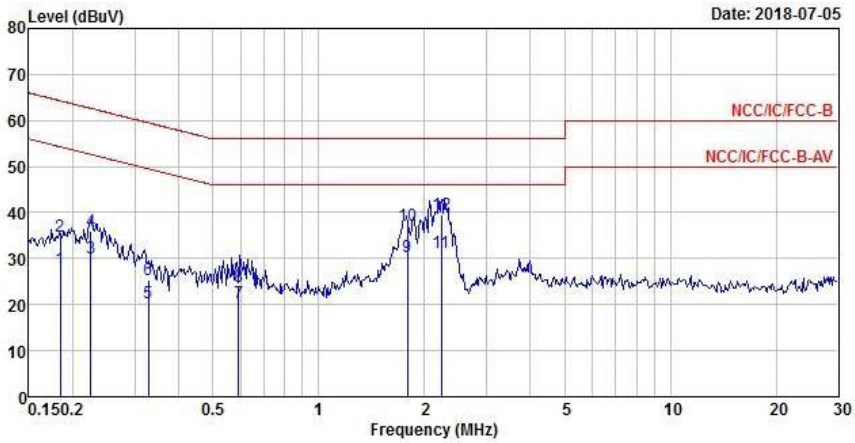

	Freq	Level	Over Limit	Limit Line	Read Level	LISN Factor	Cable Loss	Remark
	MHz	dBuV	dB	dBuV	dBuV	dB	dB	
1	0.18	27.84	-26.45	54.29	18.21	9.62	0.01	Average
2	0.18	34.73	-29.56	64.29	25.10	9.62	0.01	QP
3	0.22	30.04	-22.59	52.63	20.40	9.62	0.02	Average
4	0.22	36.11	-26.52	62.63	26.47	9.62	0.02	QP
5	0.33	20.27	-29.23	49.50	10.59	9.61	0.07	Average
6	0.33	25.40	-34.10	59.50	15.72	9.61	0.07	QP
7	0.59	20.40	-25.60	46.00	10.73	9.61	0.06	Average
8	0.59	23.87	-32.13	56.00	14.20	9.61	0.06	QP
9	1.79	30.49	-15.51	46.00	20.86	9.63	0.00	Average
10	1.79	37.11	-18.89	56.00	27.48	9.63	0.00	QP
11 MAX	2.23	31.29	-14.71	46.00	21.65	9.63	0.01	Average
12	2.23	39.66	-16.34	56.00	30.02	9.63	0.01	QP

Note 1: “>20dB” means emission levels that exceed the level of 20 dB below the applicable limit.
Note 2: “N/F” means Nothing Found emissions (No emissions were detected.)

AC Power-line Conducted Emissions Result			
Operating Mode	1	**Power Phase**	Line
Operating Function	USB mode ; 2.4G TX		

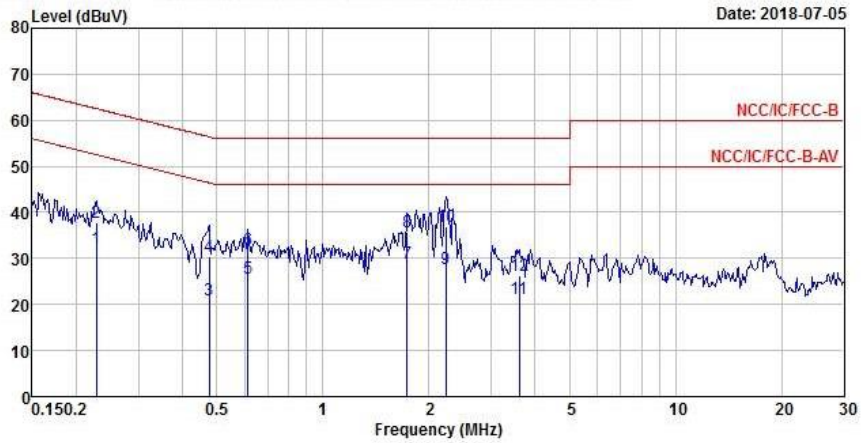

	Freq	Level	Over Limit	Limit Line	Read Level	LISN Factor	Cable Loss	Remark
	MHz	dBuV	dB	dBuV	dBuV	dB	dB	
1	0.23	32.04	-20.48	52.52	22.40	9.62	0.02	Average
2	0.23	37.69	-24.83	62.52	28.05	9.62	0.02	QP
3	0.48	21.10	-25.31	46.41	11.41	9.61	0.08	Average
4	0.48	30.37	-26.04	56.41	20.68	9.61	0.08	QP
5	0.61	25.55	-20.45	46.00	15.89	9.61	0.05	Average
6	0.61	31.93	-24.07	56.00	22.27	9.61	0.05	QP
7 MAX	1.73	29.05	-16.95	46.00	19.43	9.62	0.00	Average
8	1.73	35.71	-20.29	56.00	26.09	9.62	0.00	QP
9	2.24	27.86	-18.14	46.00	18.23	9.62	0.01	Average
10	2.24	36.76	-19.24	56.00	27.13	9.62	0.01	QP
11	3.60	21.31	-24.69	46.00	11.61	9.63	0.07	Average
12	3.60	26.40	-29.60	56.00	16.70	9.63	0.07	QP

Note 1: “>20dB” means emission levels that exceed the level of 20 dB below the applicable limit.
Note 2: “N/F” means Nothing Found emissions (No emissions were detected.)

AC Power-line Conducted Emissions Result			
Operating Mode	2	**Power Phase**	Neutral
Operating Function	USB mode ; 2.4G RX		

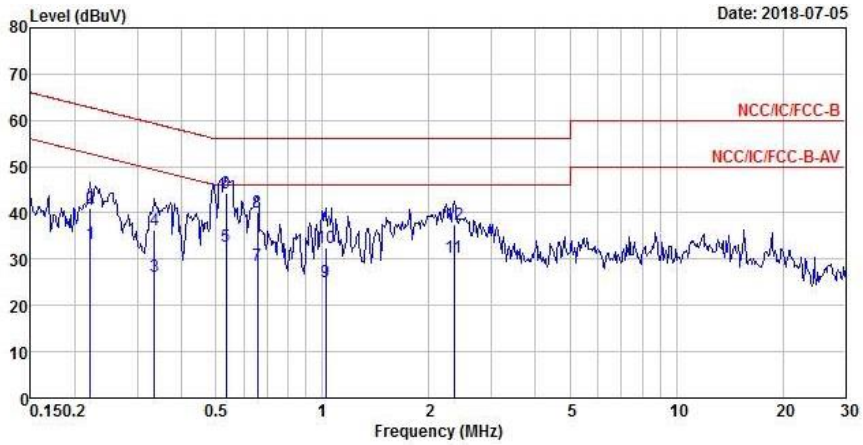

	Freq	Level	Over Limit	Limit Line	Read Level	LISN Factor	Cable Loss	Remark
	MHz	dBuV	dB	dBuV	dBuV	dB	dB	
1	0.22	33.24	-19.55	52.79	23.61	9.62	0.01	Average
2	0.22	40.92	-21.87	62.79	31.29	9.62	0.01	QP
3	0.34	26.17	-23.14	49.31	16.49	9.61	0.07	Average
4	0.34	36.32	-22.99	59.31	26.64	9.61	0.07	QP
5	0.53	32.62	-13.38	46.00	22.94	9.61	0.07	Average
6 MAX	0.53	44.22	-11.78	56.00	34.54	9.61	0.07	QP
7	0.65	28.66	-17.34	46.00	18.99	9.62	0.05	Average
8	0.65	40.22	-15.78	56.00	30.55	9.62	0.05	QP
9	1.02	25.15	-20.85	46.00	15.53	9.62	0.00	Average
10	1.02	32.38	-23.62	56.00	22.76	9.62	0.00	QP
11	2.36	30.51	-15.49	46.00	20.86	9.63	0.02	Average
12	2.36	37.47	-18.53	56.00	27.82	9.63	0.02	QP

Note 1: “>20dB” means emission levels that exceed the level of 20 dB below the applicable limit.
Note 2: “N/F” means Nothing Found emissions (No emissions were detected.)

AC Power-line Conducted Emissions Result			
Operating Mode	2	**Power Phase**	Line
Operating Function	USB mode ; 2.4G RX		

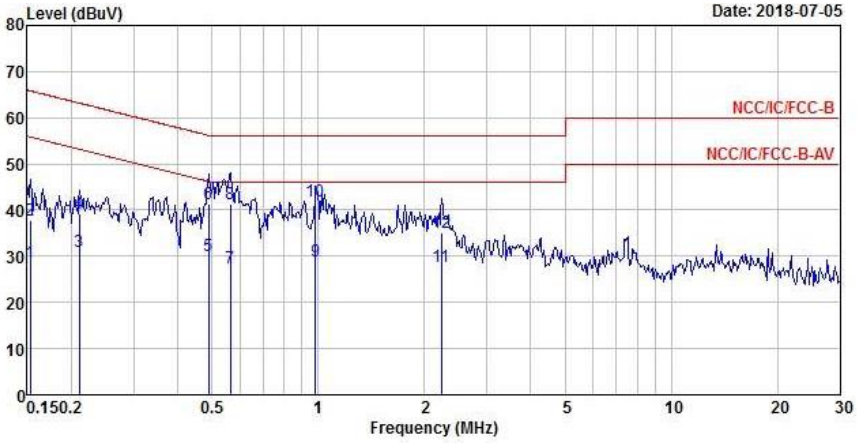

	Freq	Level	Over Limit	Limit Line	Read Level	LISN Factor	Cable Loss	Remark
	MHz	dBuV	dB	dBuV	dBuV	dB	dB	
1	0.15	28.67	-27.15	55.82	19.01	9.62	0.04	Average
2	0.15	37.78	-28.04	65.82	28.12	9.62	0.04	QP
3	0.21	30.98	-22.20	53.18	21.35	9.62	0.01	Average
4	0.21	39.24	-23.94	63.18	29.61	9.62	0.01	QP
5	0.49	30.21	-15.98	46.19	20.52	9.61	0.08	Average
6	0.49	41.43	-14.76	56.19	31.74	9.61	0.08	QP
7	0.56	27.54	-18.46	46.00	17.87	9.61	0.06	Average
8	0.56	41.40	-14.60	56.00	31.73	9.61	0.06	QP
9	0.98	28.81	-17.19	46.00	19.20	9.61	0.00	Average
10 MAX	0.98	41.83	-14.17	56.00	32.22	9.61	0.00	QP
11	2.24	27.66	-18.34	46.00	18.03	9.62	0.01	Average
12	2.24	35.14	-20.86	56.00	25.51	9.62	0.01	QP

Note 1: “>20dB” means emission levels that exceed the level of 20 dB below the applicable limit.
Note 2: “N/F” means Nothing Found emissions (No emissions were detected.)

Summary

Mode	Max-N dB (Hz)	Max-OBW (Hz)	ITU-Code	Min-N dB (Hz)	Min-OBW (Hz)
2.4-2.4835GHz	-	-	-	-	-
802.11b_Nss1,(1Mbps)_2TX	10.025M	14.068M	14M1G1D	9.075M	13.568M
802.11g_Nss1,(6Mbps)_2TX	16.55M	16.567M	16M6D1D	16.45M	16.492M
802.11n HT20_Nss1,(MCS0)_2TX	17.7M	17.691M	17M7D1D	17.575M	17.591M
802.11n HT40_Nss1,(MCS0)_2TX	36.55M	36.332M	36M3D1D	36.4M	36.182M

Max-N dB = Maximum 6dB down bandwidth; **Max-OBW** = Maximum 99% occupied bandwidth;
Min-N dB = Minimum 6dB down bandwidth; **Min-OBW** = Minimum 99% occupied bandwidth;

Result

Mode	Result	Limit (Hz)	Port 1-N dB (Hz)	Port 1-OBW (Hz)	Port 2-N dB (Hz)	Port 2-OBW (Hz)
802.11b_Nss1,(1Mbps)_2TX	-	-	-	-	-	-
2412MHz_TnomVnom	Pass	500k	10M	13.968M	10.025M	14.068M
2437MHz_TnomVnom	Pass	500k	10.025M	13.968M	10.025M	14.018M
2462MHz_TnomVnom	Pass	500k	9.1M	13.693M	9.075M	13.568M
802.11g_Nss1,(6Mbps)_2TX	-	-	-	-	-	-
2412MHz_TnomVnom	Pass	500k	16.475M	16.492M	16.525M	16.542M
2437MHz_TnomVnom	Pass	500k	16.45M	16.567M	16.55M	16.567M
2462MHz_TnomVnom	Pass	500k	16.5M	16.517M	16.5M	16.542M
802.11n HT20_Nss1,(MCS0)_2TX	-	-	-	-	-	-
2412MHz_TnomVnom	Pass	500k	17.6M	17.666M	17.7M	17.666M
2437MHz_TnomVnom	Pass	500k	17.6M	17.641M	17.625M	17.691M
2462MHz_TnomVnom	Pass	500k	17.575M	17.591M	17.625M	17.641M
802.11n HT40_Nss1,(MCS0)_2TX	-	-	-	-	-	-
2422MHz_TnomVnom	Pass	500k	36.45M	36.232M	36.5M	36.282M
2437MHz_TnomVnom	Pass	500k	36.4M	36.232M	36.5M	36.332M
2452MHz_TnomVnom	Pass	500k	36.45M	36.232M	36.55M	36.182M

Port X-N dB = Port **X** 6dB down bandwidth; **Port X-OBW** = Port **X** 99% occupied bandwidth;

802.11b_Nss1,(1Mbps)_2TX — EBW

2412MHz

05/07/2018

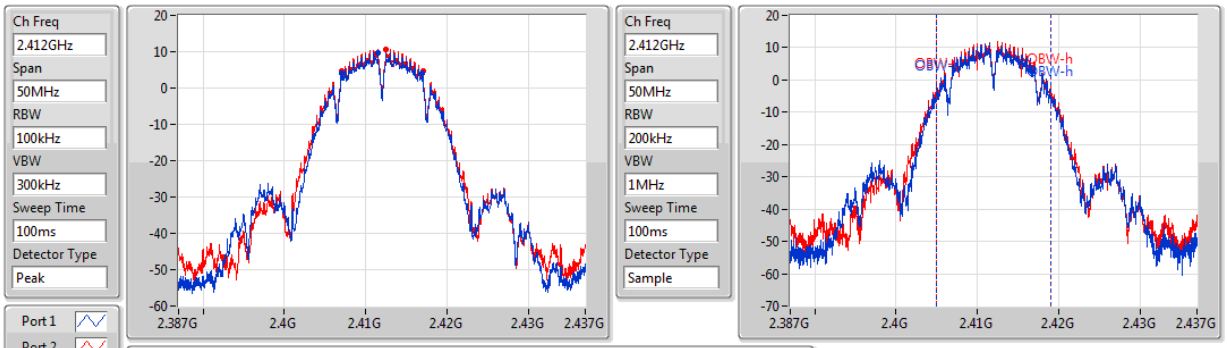

6dB(Hz)	Fl-6dB(Hz)	Fh-6dB(Hz)	OBW(Hz)	Fl-OBW(Hz)	Fh-OBW(Hz)	Limit(Hz)	Port
10M	2.407G	2.417G	13.968M	2.405003G	2.418972G	500k	1
10.025M	2.407G	2.417025G	14.068M	2.404929G	2.418997G	500k	2

802.11b_Nss1,(1Mbps)_2TX — EBW

2437MHz

05/07/2018

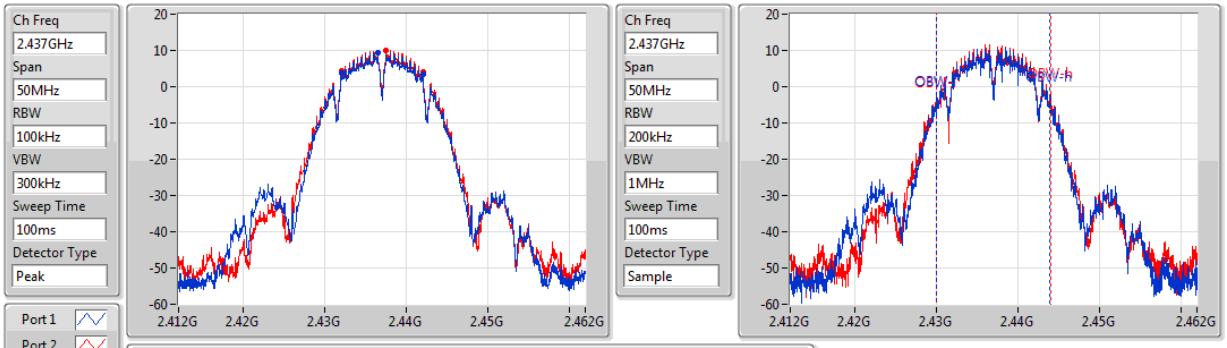

6dB(Hz)	Fl-6dB(Hz)	Fh-6dB(Hz)	OBW(Hz)	Fl-OBW(Hz)	Fh-OBW(Hz)	Limit(Hz)	Port
10.025M	2.432G	2.442025G	13.968M	2.429979G	2.443947G	500k	1
10.025M	2.432G	2.442025G	14.018M	2.429954G	2.443972G	500k	2

802.11b_Nss1,(1Mbps)_2TX — EBW

2462MHz

05/07/2018

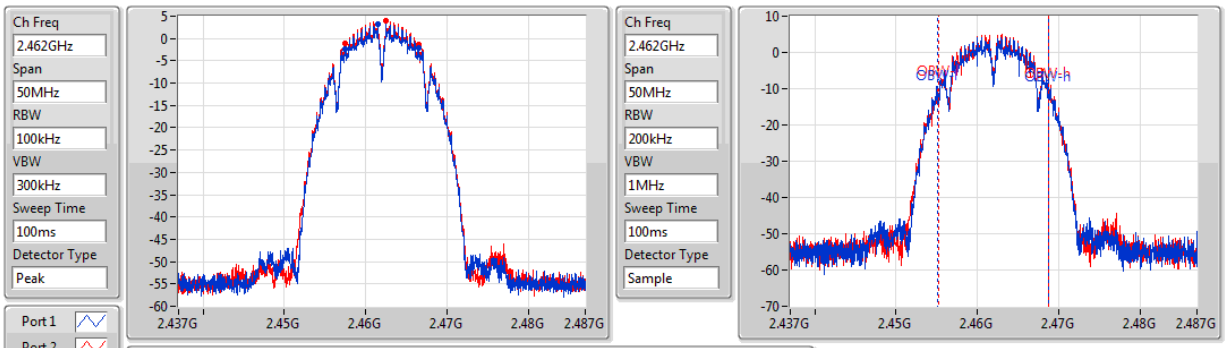

6dB(Hz)	Fl-6dB(Hz)	Fh-6dB(Hz)	OBW(Hz)	Fl-OBW(Hz)	Fh-OBW(Hz)	Limit(Hz)	Port
9.1M	2.45745G	2.46655G	13.693M	2.455128G	2.468822G	500k	1
9.075M	2.457475G	2.46655G	13.568M	2.455253G	2.468822G	500k	2

802.11g_Nss1,(6Mbps)_2TX — EBW

2412MHz

05/07/2018

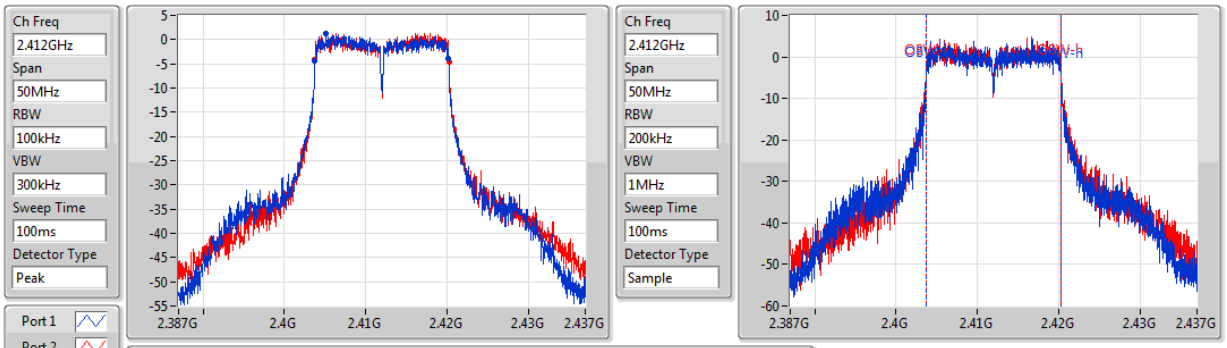

6dB(Hz)	Fl-6dB(Hz)	Fh-6dB(Hz)	OBW(Hz)	Fl-OBW(Hz)	Fh-OBW(Hz)	Limit(Hz)	Port
16.475M	2.403725G	2.4202G	16.492M	2.403754G	2.420246G	500k	1
16.525M	2.40375G	2.420275G	16.542M	2.403729G	2.420271G	500k	2

802.11g_Nss1,(6Mbps)_2TX — EBW

2437MHz

05/07/2018

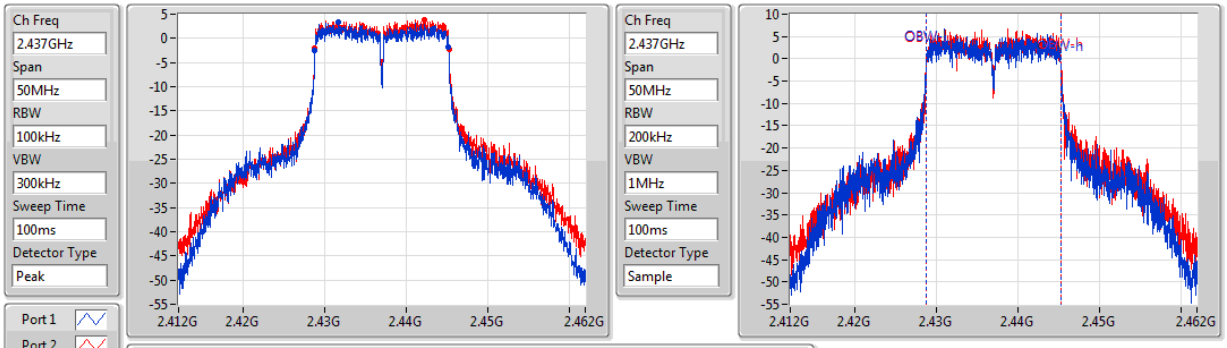

6dB(Hz)	Fl-6dB(Hz)	Fh-6dB(Hz)	OBW(Hz)	Fl-OBW(Hz)	Fh-OBW(Hz)	Limit(Hz)	Port
16.45M	2.42875G	2.4452G	16.567M	2.428679G	2.445246G	500k	1
16.55M	2.428725G	2.445275G	16.567M	2.428729G	2.445296G	500k	2

802.11g_Nss1,(6Mbps)_2TX — EBW

2462MHz

05/07/2018

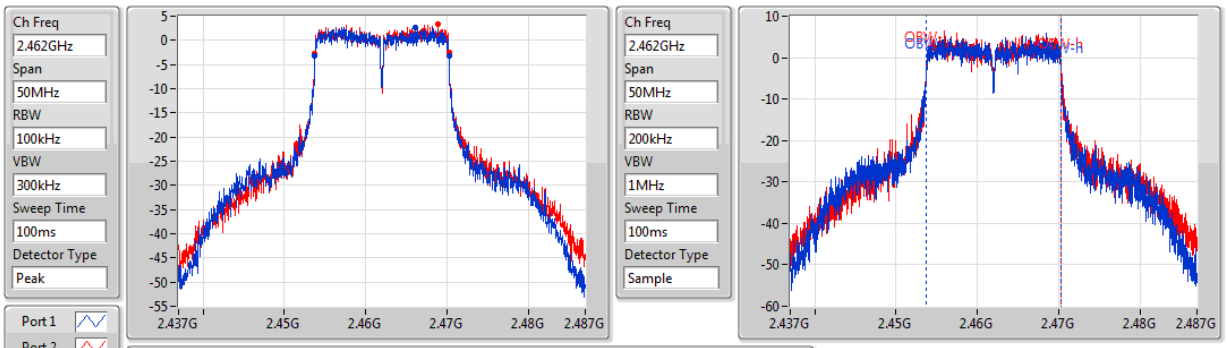

6dB(Hz)	Fl-6dB(Hz)	Fh-6dB(Hz)	OBW(Hz)	Fl-OBW(Hz)	Fh-OBW(Hz)	Limit(Hz)	Port
16.5M	2.453725G	2.470225G	16.517M	2.453729G	2.470246G	500k	1
16.5M	2.45375G	2.47025G	16.542M	2.453729G	2.470271G	500k	2

802.11n HT20_Nss1,(MCS0)_2TX — EBW

2412MHz

05/07/2018

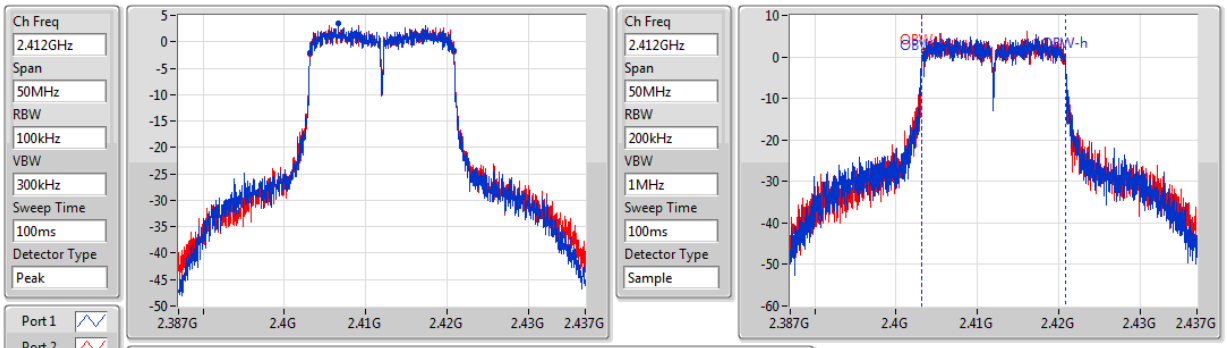

6dB(Hz)	Fl-6dB(Hz)	Fh-6dB(Hz)	OBW(Hz)	Fl-OBW(Hz)	Fh-OBW(Hz)	Limit(Hz)	Port
17.6M	2.4032G	2.4208G	17.666M	2.403154G	2.420821G	500k	1
17.7M	2.403125G	2.420825G	17.666M	2.403154G	2.420821G	500k	2

802.11n HT20_Nss1,(MCS0)_2TX — EBW

2437MHz

05/07/2018

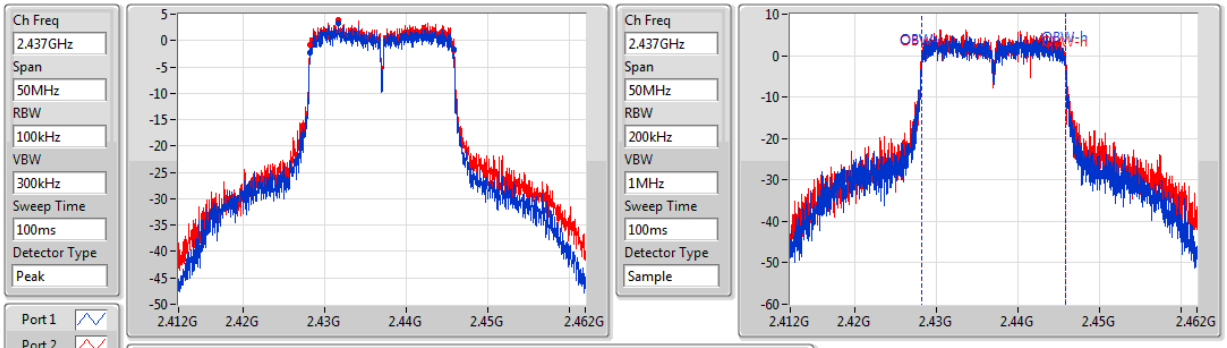

6dB(Hz)	Fl-6dB(Hz)	Fh-6dB(Hz)	OBW(Hz)	Fl-OBW(Hz)	Fh-OBW(Hz)	Limit(Hz)	Port
17.6M	2.4282G	2.4458G	17.641M	2.428154G	2.445796G	500k	1
17.625M	2.4282G	2.445825G	17.691M	2.428154G	2.445846G	500k	2

802.11n HT20_Nss1,(MCS0)_2TX — EBW

2462MHz

05/07/2018

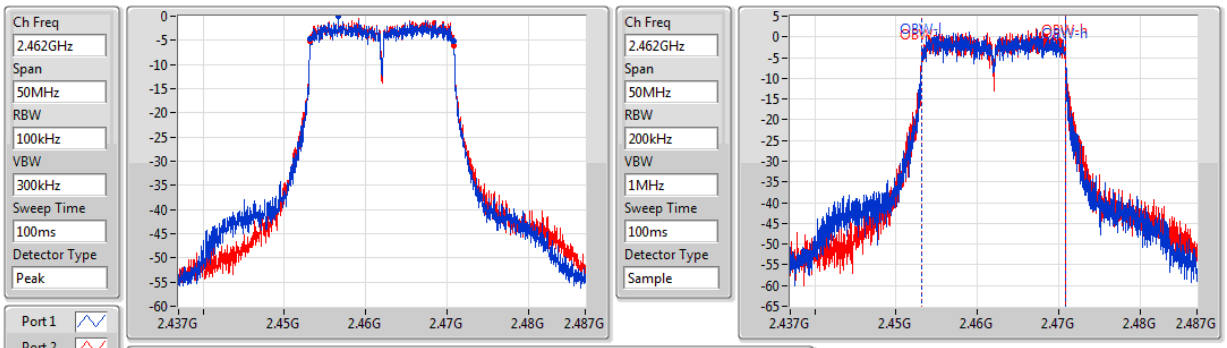

6dB(Hz)	Fl-6dB(Hz)	Fh-6dB(Hz)	OBW(Hz)	Fl-OBW(Hz)	Fh-OBW(Hz)	Limit(Hz)	Port
17.575M	2.453225G	2.4708G	17.591M	2.453204G	2.470796G	500k	1
17.625M	2.4532G	2.470825G	17.641M	2.453179G	2.470821G	500k	2

802.11n HT40_Nss1,(MCS0)_2TX EBW

2422MHz

05/07/2018

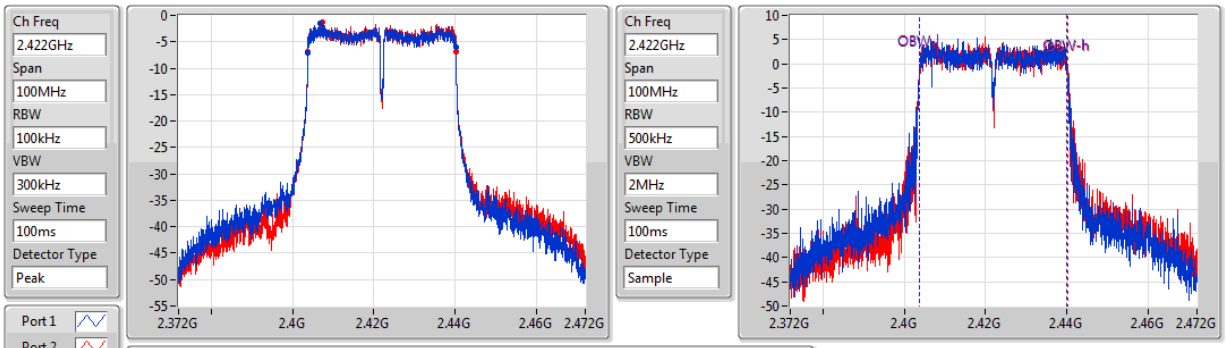

6dB(Hz)	Fl-6dB(Hz)	Fh-6dB(Hz)	OBW(Hz)	Fl-OBW(Hz)	Fh-OBW(Hz)	Limit(Hz)	Port
36.45M	2.40375G	2.4402G	36.232M	2.403859G	2.440091G	500k	1
36.5M	2.40375G	2.44025G	36.282M	2.403859G	2.440141G	500k	2

802.11n HT40_Nss1,(MCS0)_2TX EBW

2437MHz

05/07/2018

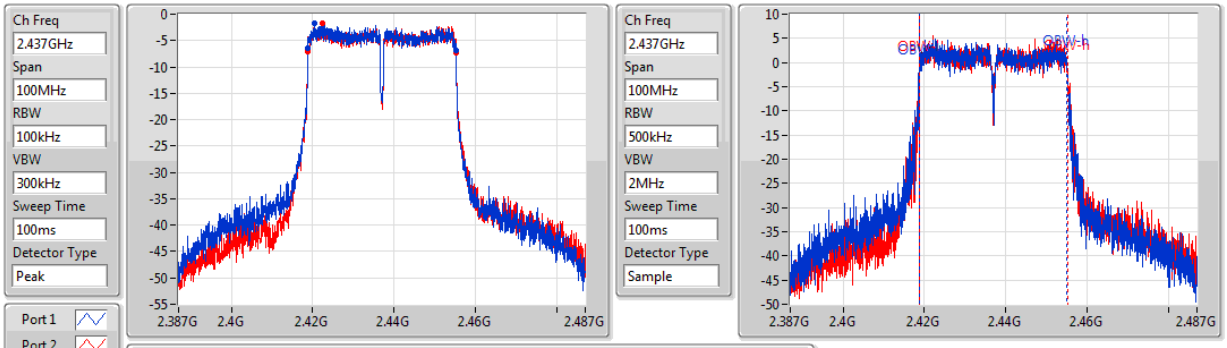

6dB(Hz)	Fl-6dB(Hz)	Fh-6dB(Hz)	OBW(Hz)	Fl-OBW(Hz)	Fh-OBW(Hz)	Limit(Hz)	Port
36.4M	2.4188G	2.4552G	36.232M	2.418809G	2.455041G	500k	1
36.5M	2.41875G	2.45525G	36.332M	2.418809G	2.455141G	500k	2

802.11n HT40_Nss1,(MCS0)_2TX EBW

2452MHz

05/07/2018

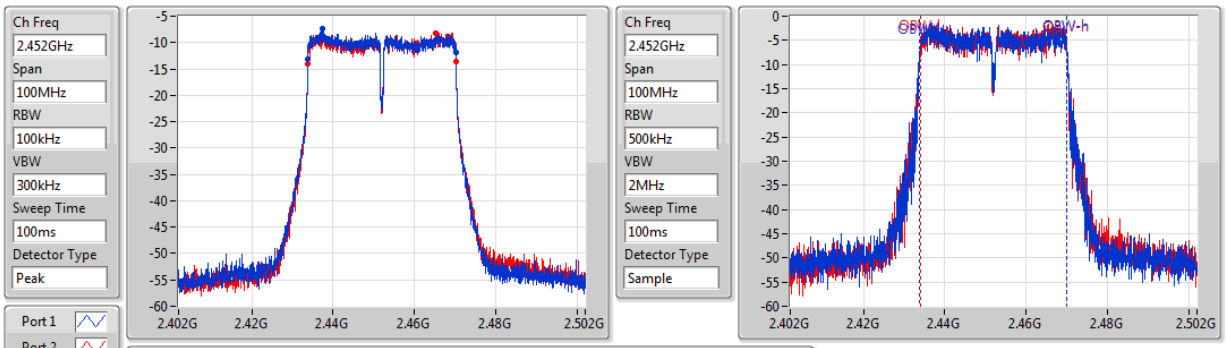

6dB(Hz)	Fl-6dB(Hz)	Fh-6dB(Hz)	OBW(Hz)	Fl-OBW(Hz)	Fh-OBW(Hz)	Limit(Hz)	Port
36.45M	2.43375G	2.4702G	36.232M	2.433859G	2.470091G	500k	1
36.55M	2.43375G	2.4703G	36.182M	2.433909G	2.470091G	500k	2

Summary

Mode	Total Power (dBm)	Total Power (W)
2.4-2.4835GHz	-	-
802.11b_Nss1,(1Mbps)_2TX	23.19	0.20845
802.11g_Nss1,(6Mbps)_2TX	20.92	0.12359
802.11n HT20_Nss1,(MCS0)_2TX	21.34	0.13614
802.11n HT40_Nss1,(MCS0)_2TX	19.38	0.08670

Result

Mode	Result	DG (dBi)	Port 1 (dBm)	Port 2 (dBm)	Total Power (dBm)	Power Limit (dBm)
802.11b_Nss1,(1Mbps)_2TX	-	-	-	-	-	-
2412MHz_TnomVnom	Pass	2.50	19.71	20.52	23.14	30.00
2437MHz_TnomVnom	Pass	2.50	19.83	20.51	23.19	30.00
2452MHz_TnomVnom	Pass	2.50	19.87	20.02	22.96	30.00
2457MHz_TnomVnom	Pass	2.50	14.63	15.29	17.98	30.00
2462MHz_TnomVnom	Pass	2.50	13.36	14.44	16.94	30.00
802.11g_Nss1,(6Mbps)_2TX	-	-	-	-	-	-
2412MHz_TnomVnom	Pass	2.50	17.30	17.66	20.49	30.00
2437MHz_TnomVnom	Pass	2.50	17.65	18.16	20.92	30.00
2457MHz_TnomVnom	Pass	2.50	17.19	18.04	20.65	30.00
2462MHz_TnomVnom	Pass	2.50	16.18	16.74	19.48	30.00
802.11n HT20_Nss1,(MCS0)_2TX	-	-	-	-	-	-
2412MHz_TnomVnom	Pass	2.50	17.00	17.63	20.34	30.00
2417MHz_TnomVnom	Pass	2.50	18.01	18.63	21.34	30.00
2437MHz_TnomVnom	Pass	2.50	17.64	18.18	20.93	30.00
2457MHz_TnomVnom	Pass	2.50	17.09	17.87	20.51	30.00
2462MHz_TnomVnom	Pass	2.50	14.11	14.28	17.21	30.00
802.11n HT40_Nss1,(MCS0)_2TX	-	-	-	-	-	-
2422MHz_TnomVnom	Pass	2.50	16.35	16.39	19.38	30.00
2437MHz_TnomVnom	Pass	2.50	15.93	15.82	18.89	30.00
2442MHz_TnomVnom	Pass	2.50	13.90	14.15	17.04	30.00
2447MHz_TnomVnom	Pass	2.50	13.70	14.09	16.91	30.00
2452MHz_TnomVnom	Pass	2.50	10.01	9.84	12.94	30.00

DG = Directional Gain; **Port X** = Port X output power

Note : Conducted average output power is for reference only

Summary

Mode	PD (dBm/RBW)
2.4-2.4835GHz	-
802.11b_Nss1,(1Mbps)_2TX	-7.07
802.11g_Nss1,(6Mbps)_2TX	-8.25
802.11n HT20_Nss1,(MCS0)_2TX	-8.50
802.11n HT40_Nss1,(MCS0)_2TX	-11.44

RBW=3kHz.

Result

Mode	Result	DG (dBi)	Port 1 (dBm/RBW)	Port 2 (dBm/RBW)	PD (dBm/RBW)	PD Limit (dBm/RBW)
802.11b_Nss1,(1Mbps)_2TX	-	-	-	-	-	-
2412MHz_TnomVnom	Pass	5.46	-10.47	-9.57	-7.07	8.00
2437MHz_TnomVnom	Pass	5.46	-10.87	-9.99	-7.40	8.00
2462MHz_TnomVnom	Pass	5.46	-17.23	-16.48	-13.83	8.00
802.11g_Nss1,(6Mbps)_2TX	-	-	-	-	-	-
2412MHz_TnomVnom	Pass	5.46	-13.48	-13.15	-10.38	8.00
2437MHz_TnomVnom	Pass	5.46	-11.63	-10.92	-8.25	8.00
2462MHz_TnomVnom	Pass	5.46	-12.25	-11.50	-9.17	8.00
802.11n HT20_Nss1,(MCS0)_2TX	-	-	-	-	-	-
2412MHz_TnomVnom	Pass	5.46	-10.97	-11.14	-8.50	8.00
2437MHz_TnomVnom	Pass	5.46	-10.08	-10.55	-8.83	8.00
2462MHz_TnomVnom	Pass	5.46	-14.13	-14.66	-11.66	8.00
802.11n HT40_Nss1,(MCS0)_2TX	-	-	-	-	-	-
2422MHz_TnomVnom	Pass	5.46	-15.07	-14.63	-12.56	8.00
2437MHz_TnomVnom	Pass	5.46	-14.39	-14.52	-11.44	8.00
2452MHz_TnomVnom	Pass	5.46	-20.36	-21.65	-18.73	8.00

DG = Directional Gain; RBW=3kHz;
PD = trace bin-by-bin of each transmits port summing can be performed maximum power density; **Port X** = Port Xpower density;

802.11b_Nss1,(1Mbps)_2TX PSD

2412MHz

05/07/2018

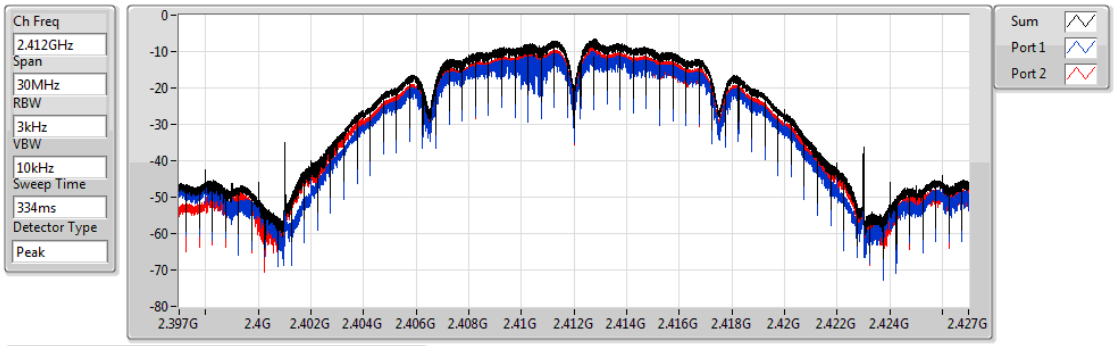

Sum	PD	Port 1	Port 2
(dBm/RBW)	(dBm/RBW)	(dBm/RBW)	(dBm/RBW)
-7.07	-7.07	-10.47	-9.57

802.11b_Nss1,(1Mbps)_2TX PSD

2437MHz

05/07/2018

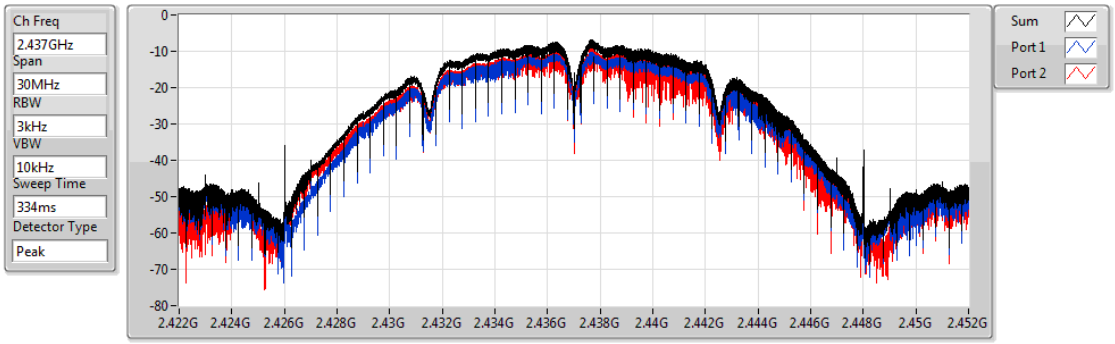

Sum	PD	Port 1	Port 2
(dBm/RBW)	(dBm/RBW)	(dBm/RBW)	(dBm/RBW)
-7.40	-7.40	-10.87	-9.99

802.11b_Nss1,(1Mbps)_2TX PSD

2462MHz

05/07/2018

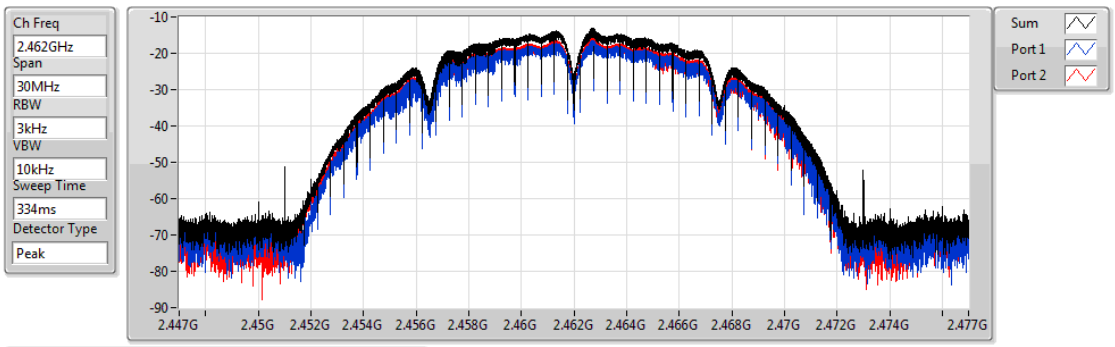

Sum	PD	Port 1	Port 2
(dBm/RBW)	(dBm/RBW)	(dBm/RBW)	(dBm/RBW)
-13.83	-13.83	-17.23	-16.48

802.11g_Nss1,(6Mbps)_2TX PSD

2412MHz

05/07/2018

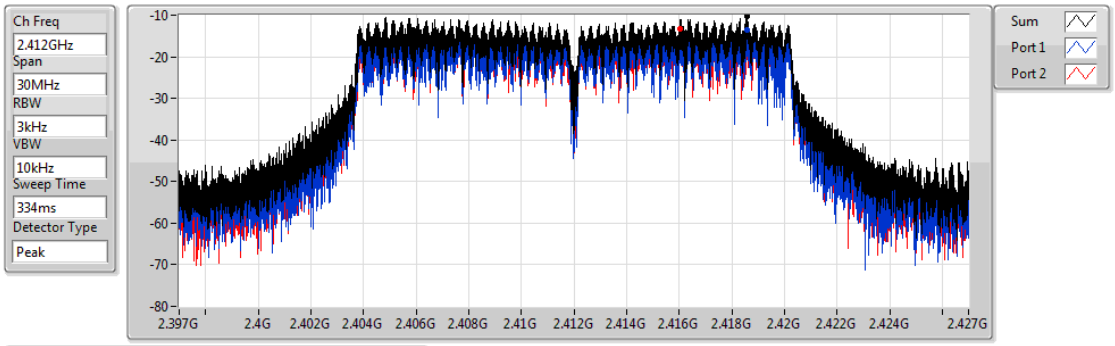

Sum	PD	Port 1	Port 2
(dBm/RBW)	(dBm/RBW)	(dBm/RBW)	(dBm/RBW)
-10.38	-10.38	-13.48	-13.15

802.11g_Nss1,(6Mbps)_2TX PSD

2437MHz

05/07/2018

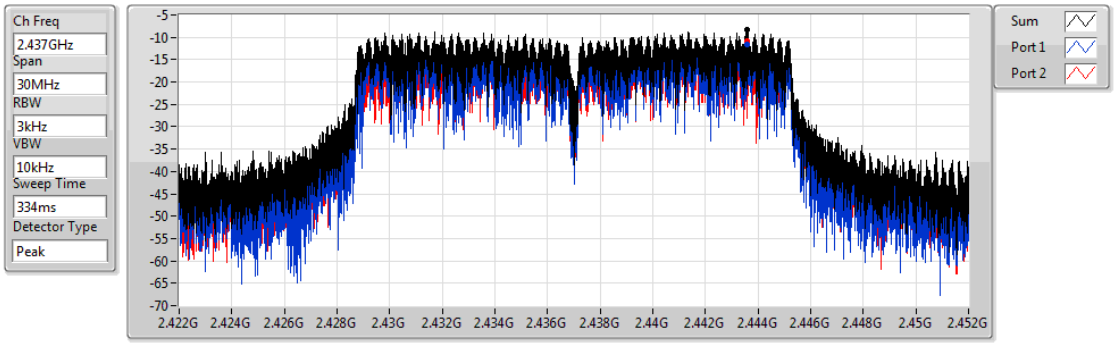

Sum	PD	Port 1	Port 2
(dBm/RBW)	(dBm/RBW)	(dBm/RBW)	(dBm/RBW)
-8.25	-8.25	-11.63	-10.92

802.11g_Nss1,(6Mbps)_2TX PSD

2462MHz

05/07/2018

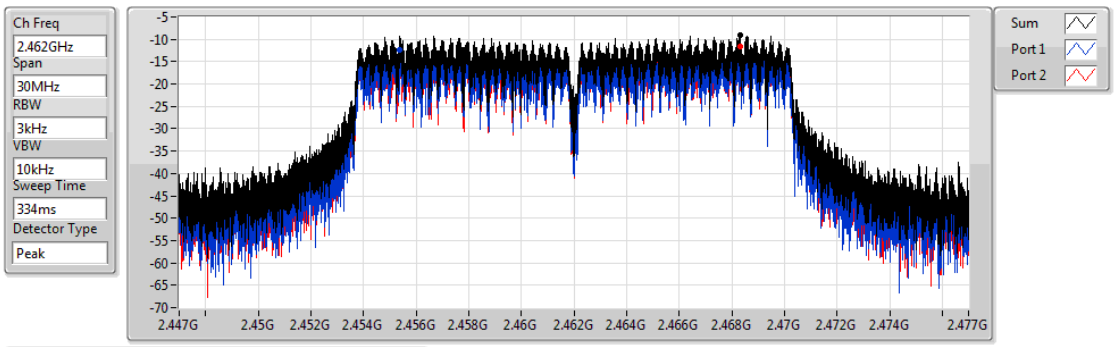

Sum	PD	Port 1	Port 2
(dBm/RBW)	(dBm/RBW)	(dBm/RBW)	(dBm/RBW)
-9.17	-9.17	-12.25	-11.50

802.11n HT20_Nss1,(MCS0)_2TX PSD

2412MHz

05/07/2018

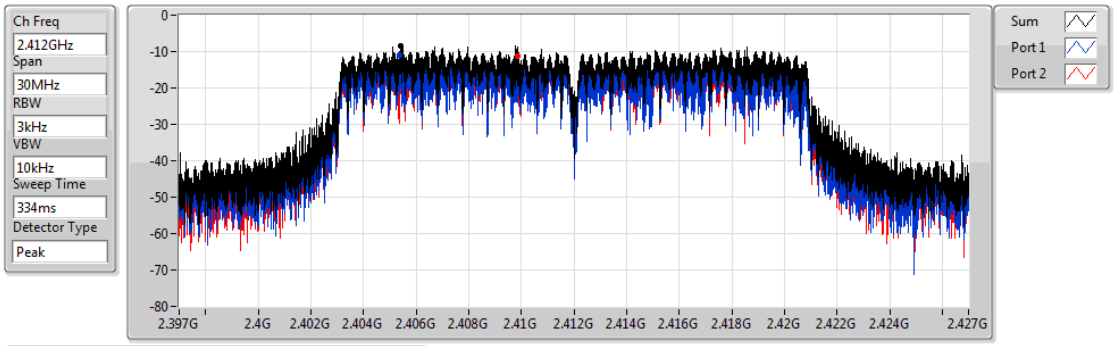

Sum	PD	Port 1	Port 2
(dBm/RBW)	(dBm/RBW)	(dBm/RBW)	(dBm/RBW)
-8.50	-8.50	-10.97	-11.14

802.11n HT20_Nss1,(MCS0)_2TX PSD

2437MHz

05/07/2018

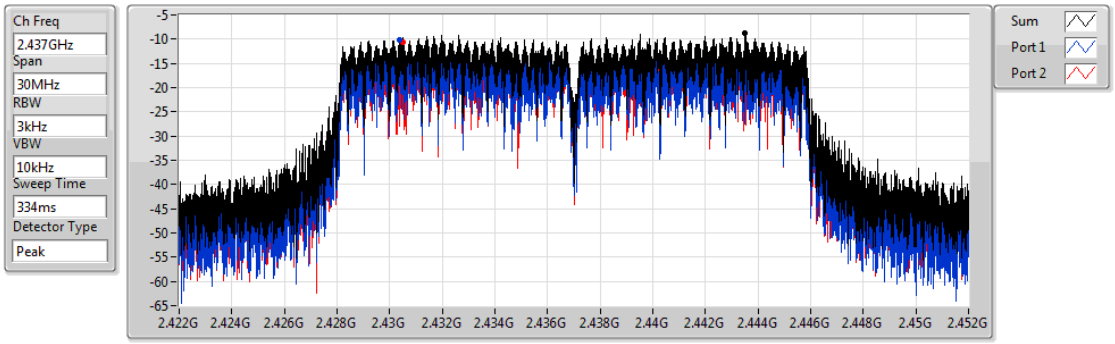

Sum	PD	Port 1	Port 2
(dBm/RBW)	(dBm/RBW)	(dBm/RBW)	(dBm/RBW)
-8.83	-8.83	-10.08	-10.55

802.11n HT20_Nss1,(MCS0)_2TX PSD

2462MHz

05/07/2018

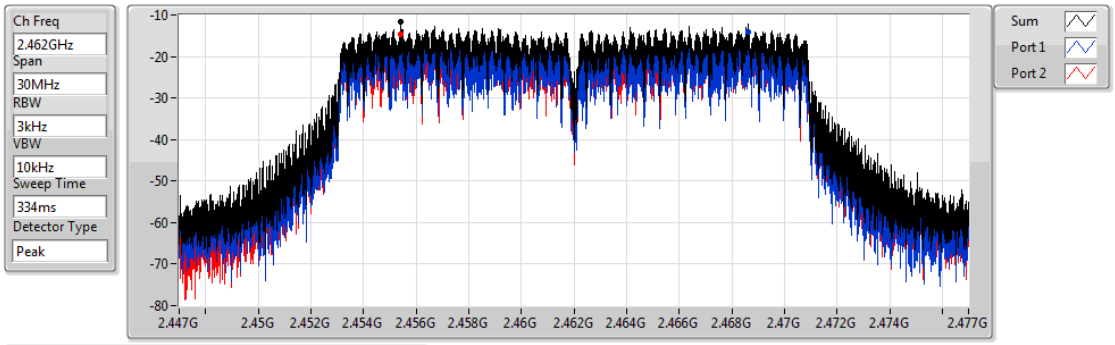

Sum	PD	Port 1	Port 2
(dBm/RBW)	(dBm/RBW)	(dBm/RBW)	(dBm/RBW)
-11.66	-11.66	-14.13	-14.66

802.11n HT40_Nss1,(MCS0)_2TX PSD

2422MHz

05/07/2018

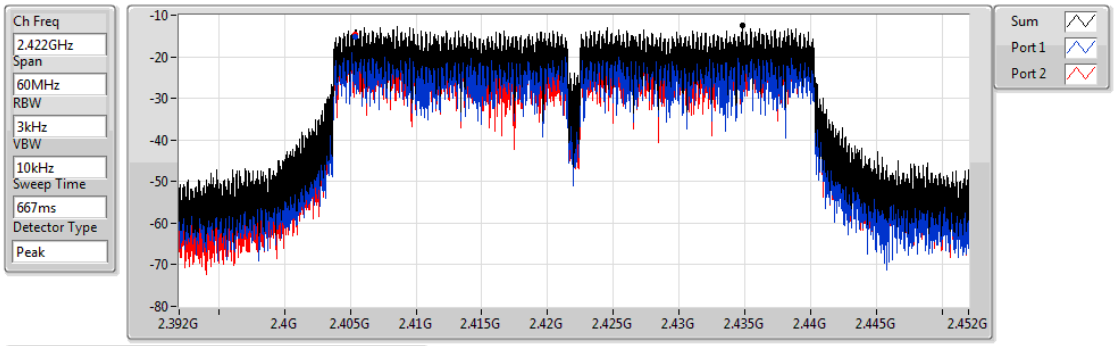

Sum	PD	Port 1	Port 2
(dBm/RBW)	(dBm/RBW)	(dBm/RBW)	(dBm/RBW)
-12.56	-12.56	-15.07	-14.63

802.11n HT40_Nss1,(MCS0)_2TX PSD

2437MHz

05/07/2018

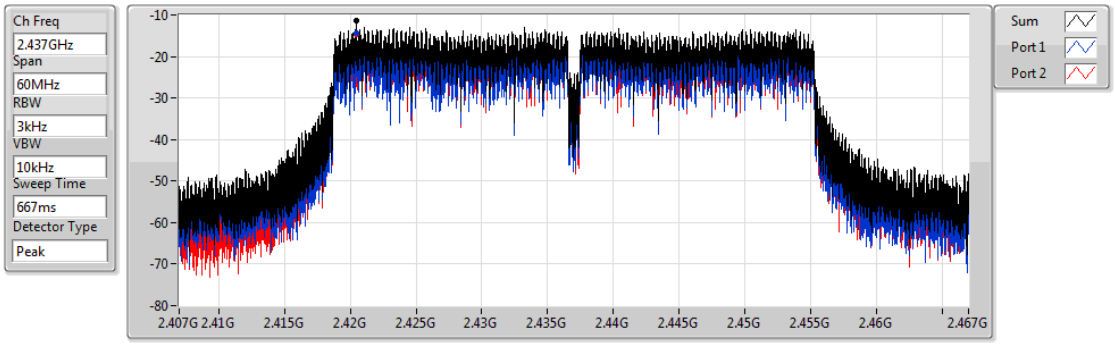

Sum	PD	Port 1	Port 2
(dBm/RBW)	(dBm/RBW)	(dBm/RBW)	(dBm/RBW)
-11.44	-11.44	-14.39	-14.52

802.11n HT40_Nss1,(MCS0)_2TX PSD

2452MHz

05/07/2018

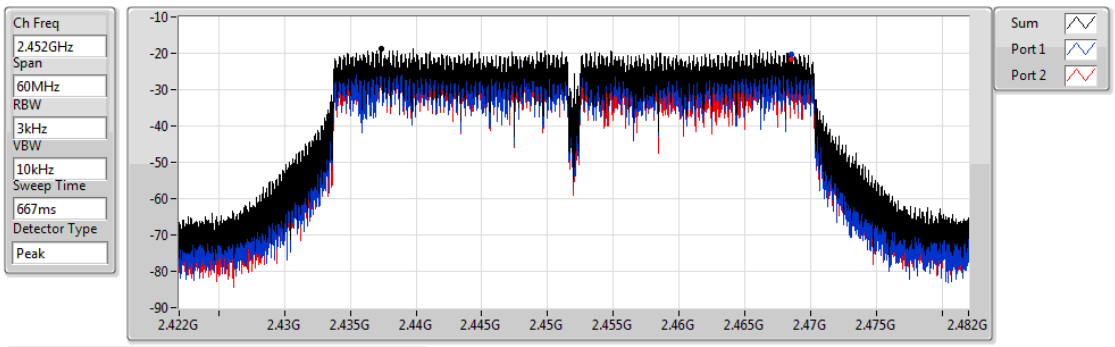

Sum	PD	Port 1	Port 2
(dBm/RBW)	(dBm/RBW)	(dBm/RBW)	(dBm/RBW)
-18.73	-18.73	-20.36	-21.65

Summary

Mode	Result	Ref (Hz)	Ref (dBm)	Limit (dBm)	Freq (Hz)	Level (dBm)	Freq (Hz)	Level (dBm)	Freq (Hz)	Level (dBm)	Freq (Hz)	Level (dBm)	Port
2.4-2.4835GHz	-	-	-	-	-	-	-	-	-	-	-	-	-
802.11b_Nss1,(1Mbps)_2TX	Pass	2.436573G	9.83	-20.17	147.665M	-39.20	2.39704G	-25.41	2.49534G	-58.11	15.30139G	-53.93	1
802.11g_Nss1,(6Mbps)_2TX	Pass	2.443921G	3.82	-26.18	147.665M	-39.24	2.39976G	-27.56	2.49486G	-59.13	14.997958G	-53.06	1
802.11n HT20_Nss1,(MCS0)_2TX	Pass	2.442418G	3.12	-26.88	147.665M	-39.23	2.3996G	-32.57	2.4927G	-59.48	15.349153G	-52.86	1
802.11n HT40_Nss1,(MCS0)_2TX	Pass	2.438243G	-1.74	-31.74	146.79M	-38.96	2.39984G	-32.66	2.49134G	-56.99	24.733567G	-52.64	1

Result

Mode	Result	Ref (Hz)	Ref (dBm)	Limit (dBm)	Freq (Hz)	Level (dBm)	Freq (Hz)	Level (dBm)	Freq (Hz)	Level (dBm)	Freq (Hz)	Level (dBm)	Port
802.11b_Nss1,(1Mbps)_2TX	-	-	-	-	-	-	-	-	-	-	-	-	-
2412MHz_TnomVnom	Pass	2.436573G	9.83	-20.17	147.665M	-39.20	2.39704G	-25.41	2.49534G	-58.11	15.30139G	-53.93	1
2412MHz_TnomVnom	Pass	2.436573G	9.83	-20.17	147.665M	-39.22	2.39952G	-28.82	2.48798G	-57.58	7.235136G	-50.79	2
2437MHz_TnomVnom	Pass	2.436573G	9.83	-20.17	147.665M	-38.94	2.39088G	-56.52	2.48918G	-58.45	24.508327G	-54.03	1
2437MHz_TnomVnom	Pass	2.436573G	9.83	-20.17	147.665M	-39.11	2.39936G	-57.53	2.49494G	-57.19	15.076625G	-53.49	2
2462MHz_TnomVnom	Pass	2.436573G	9.83	-20.17	147.665M	-39.26	2.39368G	-59.53	2.48358G	-58.94	24.443707G	-53.85	1
2462MHz_TnomVnom	Pass	2.436573G	9.83	-20.17	147.665M	-39.26	2.39304G	-59.63	2.49054G	-58.25	15.099102G	-53.71	2
802.11g_Nss1,(6Mbps)_2TX	-	-	-	-	-	-	-	-	-	-	-	-	-
2412MHz_TnomVnom	Pass	2.443921G	3.82	-26.18	147.665M	-39.24	2.39976G	-27.56	2.49486G	-59.13	14.997958G	-53.06	1
2412MHz_TnomVnom	Pass	2.443921G	3.82	-26.18	147.665M	-39.31	2.39976G	-29.97	2.49518G	-58.90	15.332295G	-52.45	2
2437MHz_TnomVnom	Pass	2.443921G	3.82	-26.18	147.665M	-38.97	2.39912G	-56.83	2.48542G	-59.00	16.638742G	-53.80	1
2437MHz_TnomVnom	Pass	2.443921G	3.82	-26.18	147.665M	-39.31	2.39896G	-51.54	2.48422G	-56.76	15.332295G	-53.27	2
2462MHz_TnomVnom	Pass	2.443921G	3.82	-26.18	147.665M	-39.36	2.39552G	-58.02	2.4839G	-41.14	15.323867G	-53.76	1
2462MHz_TnomVnom	Pass	2.443921G	3.82	-26.18	147.665M	-39.38	2.39936G	-59.25	2.48382G	-36.46	24.454945G	-53.37	2
802.11n HT20_Nss1,(MCS0)_2TX	-	-	-	-	-	-	-	-	-	-	-	-	-
2412MHz_TnomVnom	Pass	2.442418G	3.12	-26.88	147.665M	-39.23	2.3996G	-32.57	2.4927G	-59.48	15.349153G	-52.86	1
2412MHz_TnomVnom	Pass	2.442418G	3.12	-26.88	147.665M	-39.38	2.39792G	-32.61	2.50246G	-59.25	24.651614G	-53.39	2
2437MHz_TnomVnom	Pass	2.442418G	3.12	-26.88	147.665M	-39.39	2.39896G	-56.74	2.50254G	-58.93	15.101911G	-53.52	1
2437MHz_TnomVnom	Pass	2.442418G	3.12	-26.88	147.665M	-39.44	2.3996G	-51.32	2.48382G	-54.13	15.332295G	-53.26	2
2462MHz_TnomVnom	Pass	2.442418G	3.12	-26.88	147.665M	-39.13	2.39848G	-59.52	2.4839G	-49.93	24.629138G	-53.00	1
2462MHz_TnomVnom	Pass	2.442418G	3.12	-26.88	147.665M	-39.18	2.398G	-59.29	2.4839G	-45.66	16.672457G	-54.15	2
802.11n HT40_Nss1,(MCS0)_2TX	-	-	-	-	-	-	-	-	-	-	-	-	-
2422MHz_TnomVnom	Pass	2.438243G	-1.74	-31.74	146.79M	-38.96	2.39984G	-32.66	2.49134G	-56.99	24.733567G	-52.64	1
2422MHz_TnomVnom	Pass	2.438243G	-1.74	-31.74	146.79M	-39.19	2.39952G	-35.35	2.48446G	-52.64	15.346696G	-53.20	2
2437MHz_TnomVnom	Pass	2.438243G	-1.74	-31.74	146.79M	-39.10	2.39712G	-37.12	2.48414G	-45.08	21.690616G	-53.19	1
2437MHz_TnomVnom	Pass	2.438243G	-1.74	-31.74	146.79M	-39.01	2.39952G	-40.49	2.4867G	-44.11	15.043803G	-53.48	2
2452MHz_TnomVnom	Pass	2.438243G	-1.74	-31.74	146.79M	-39.33	2.39072G	-58.95	2.48478G	-55.12	15.343891G	-52.53	1
2452MHz_TnomVnom	Pass	2.438243G	-1.74	-31.74	146.79M	-39.50	2.39616G	-58.84	2.48542G	-52.78	14.77737G	-53.52	2

802.11b_Nss1,(1Mbps)_2TX

CSE NdB

2412MHz

05/07/2018

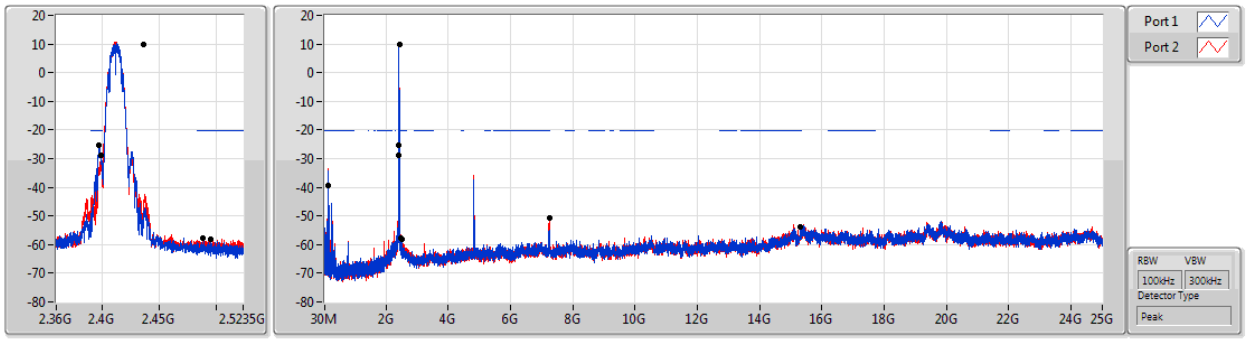

Ref(Hz)	Ref(dBm)	Limit(dBm)	Freq(Hz)	Level(dBm)	Freq(Hz)	Level(dBm)	Freq(Hz)	Level(dBm)	Freq(Hz)	Level(dBm)	Port
2.436573G	9.83	-20.17	147.665M	-39.20	2.39704G	-25.41	2.49534G	-58.11	15.30139G	-53.93	1
2.436573G	9.83	-20.17	147.665M	-39.22	2.39952G	-28.82	2.48798G	-57.58	7.235136G	-50.79	2

802.11b_Nss1,(1Mbps)_2TX

CSE NdB

2437MHz

05/07/2018

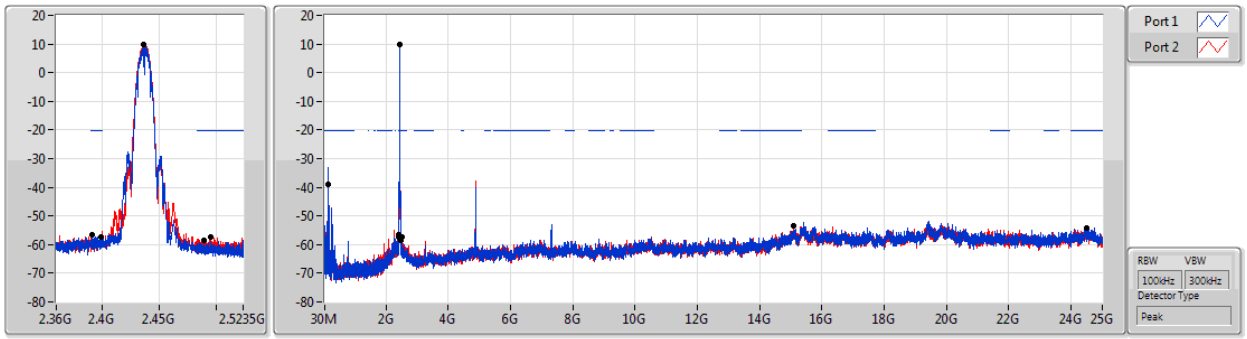

Ref(Hz)	Ref(dBm)	Limit(dBm)	Freq(Hz)	Level(dBm)	Freq(Hz)	Level(dBm)	Freq(Hz)	Level(dBm)	Freq(Hz)	Level(dBm)	Port
2.436573G	9.83	-20.17	147.665M	-38.94	2.39088G	-56.52	2.48918G	-58.45	24.508327G	-54.03	1
2.436573G	9.83	-20.17	147.665M	-39.11	2.39936G	-57.53	2.49494G	-57.19	15.076625G	-53.49	2

802.11b_Nss1,(1Mbps)_2TX

CSE NdB

2462MHz

05/07/2018

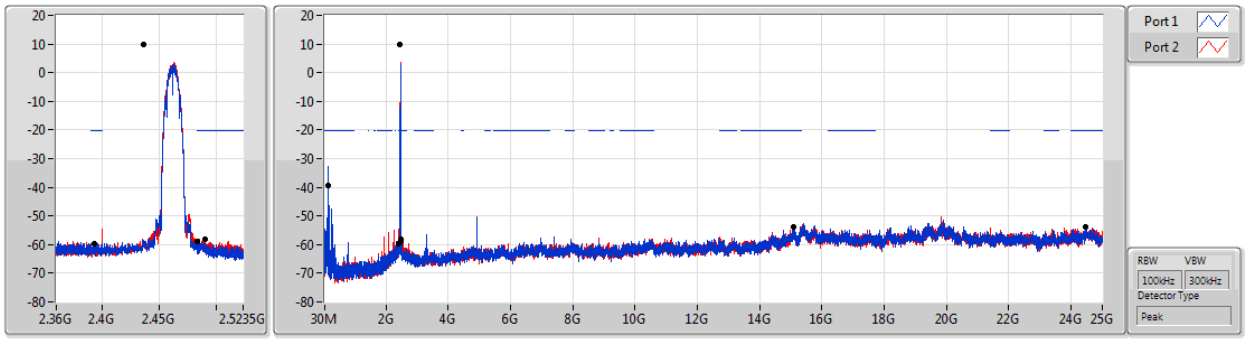

Ref(Hz)	Ref(dBm)	Limit(dBm)	Freq(Hz)	Level(dBm)	Freq(Hz)	Level(dBm)	Freq(Hz)	Level(dBm)	Freq(Hz)	Level(dBm)	Port
2.436573G	9.83	-20.17	147.665M	-39.26	2.39368G	-59.53	2.48358G	-58.94	24.443707G	-53.85	1
2.436573G	9.83	-20.17	147.665M	-39.26	2.39304G	-59.63	2.49054G	-58.25	15.099102G	-53.71	2

802.11g_Nss1,(6Mbps)_2TX

CSE NdB

2412MHz

05/07/2018

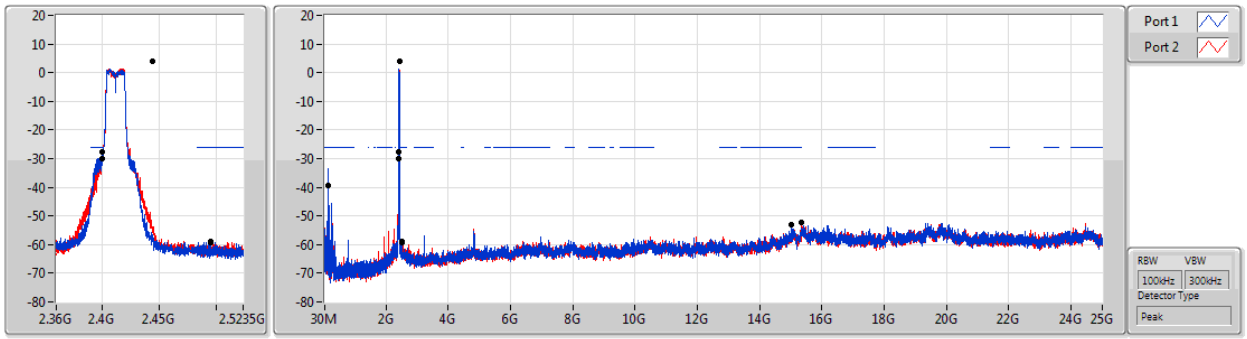

Ref(Hz)	Ref(dBm)	Limit(dBm)	Freq(Hz)	Level(dBm)	Freq(Hz)	Level(dBm)	Freq(Hz)	Level(dBm)	Freq(Hz)	Level(dBm)	Port
2.443921G	3.82	-26.18	147.665M	-39.24	2.39976G	-27.56	2.49486G	-59.13	14.997958G	-53.06	1
2.443921G	3.82	-26.18	147.665M	-39.31	2.39976G	-29.97	2.49518G	-58.90	15.332295G	-52.45	2

802.11g_Nss1,(6Mbps)_2TX

CSE NdB

2437MHz

05/07/2018

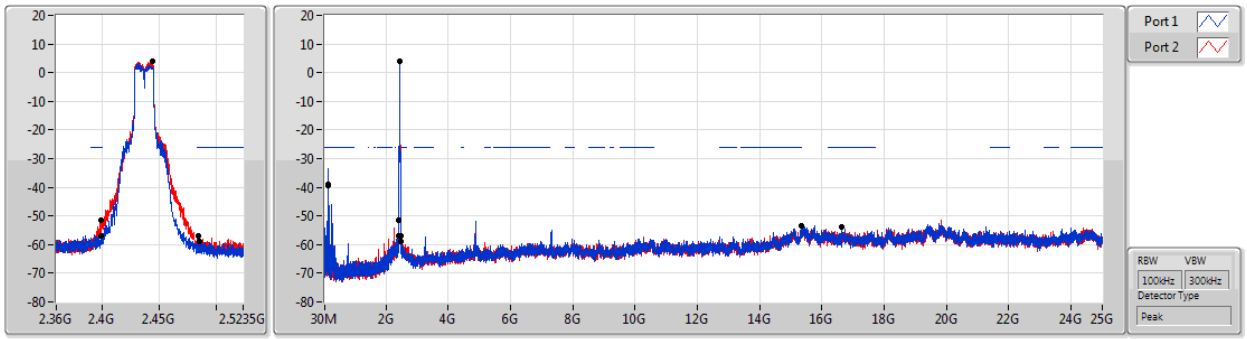

Ref(Hz)	Ref(dBm)	Limit(dBm)	Freq(Hz)	Level(dBm)	Freq(Hz)	Level(dBm)	Freq(Hz)	Level(dBm)	Freq(Hz)	Level(dBm)	Port
2.443921G	3.82	-26.18	147.665M	-38.97	2.39912G	-56.83	2.48542G	-59.00	16.638742G	-53.80	1
2.443921G	3.82	-26.18	147.665M	-39.31	2.39896G	-51.54	2.48422G	-56.76	15.332295G	-53.27	2

802.11g_Nss1,(6Mbps)_2TX

CSE NdB

2462MHz

05/07/2018

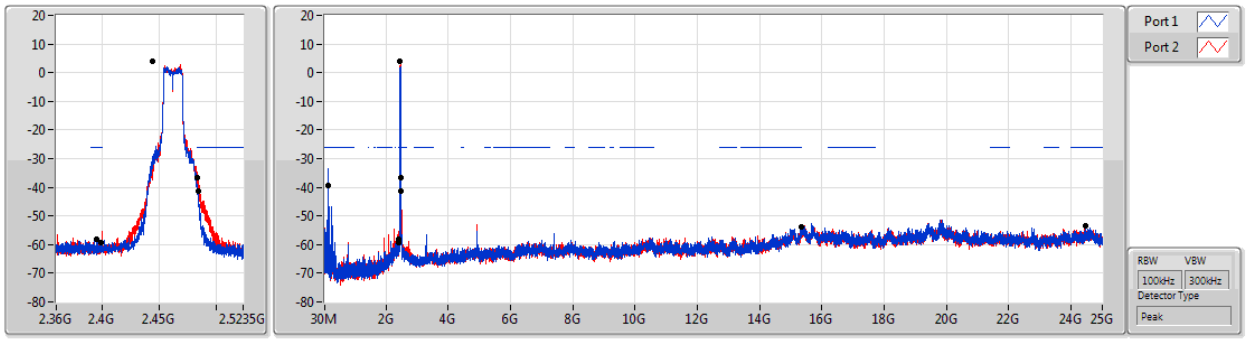

Ref(Hz)	Ref(dBm)	Limit(dBm)	Freq(Hz)	Level(dBm)	Freq(Hz)	Level(dBm)	Freq(Hz)	Level(dBm)	Freq(Hz)	Level(dBm)	Port
2.443921G	3.82	-26.18	147.665M	-39.36	2.39552G	-58.02	2.4839G	-41.14	15.323867G	-53.76	1
2.443921G	3.82	-26.18	147.665M	-39.38	2.39936G	-59.25	2.48382G	-36.46	24.454945G	-53.37	2

802.11n HT20_Nss1,(MCS0)_2TX — CSE NdB

2412MHz

05/07/2018

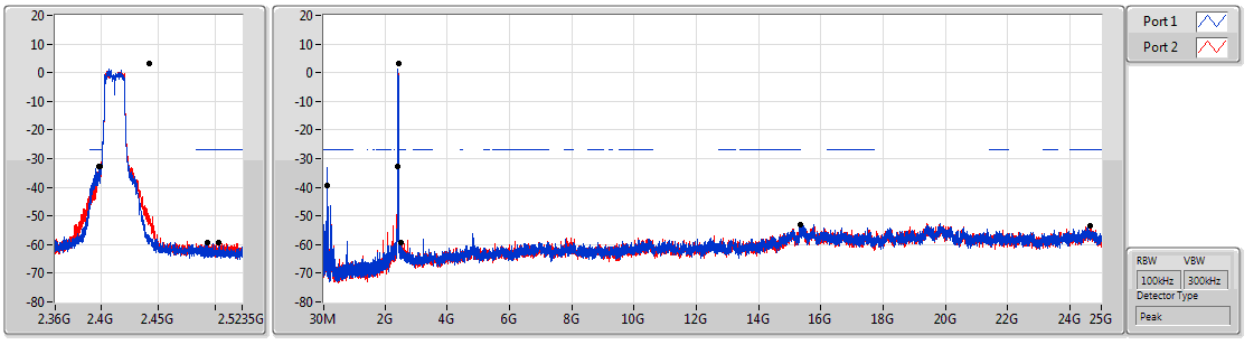

Ref(Hz)	Ref(dBm)	Limit(dBm)	Freq(Hz)	Level(dBm)	Freq(Hz)	Level(dBm)	Freq(Hz)	Level(dBm)	Freq(Hz)	Level(dBm)	Port
2.442418G	3.12	-26.88	147.665M	-39.23	2.3996G	-32.57	2.4927G	-59.48	15.349153G	-52.86	1
2.442418G	3.12	-26.88	147.665M	-39.38	2.39792G	-32.61	2.50246G	-59.25	24.651614G	-53.39	2

802.11n HT20_Nss1,(MCS0)_2TX — CSE NdB

2437MHz

05/07/2018

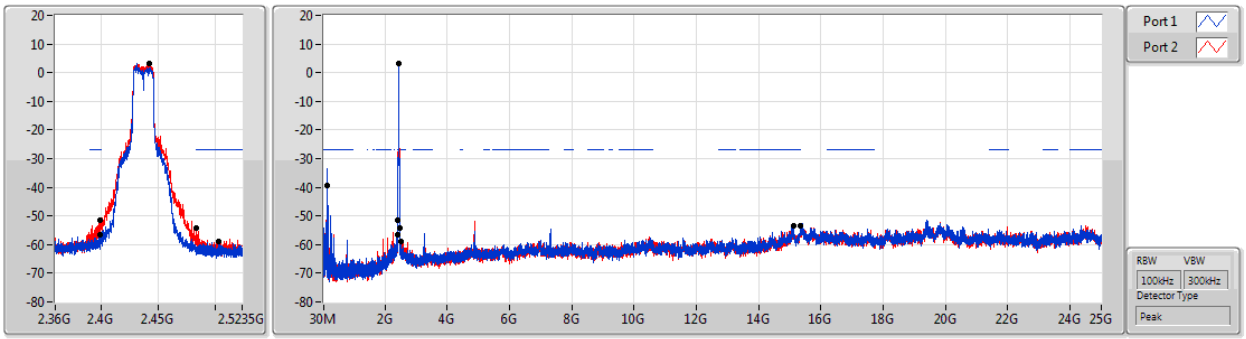

Ref(Hz)	Ref(dBm)	Limit(dBm)	Freq(Hz)	Level(dBm)	Freq(Hz)	Level(dBm)	Freq(Hz)	Level(dBm)	Freq(Hz)	Level(dBm)	Port
2.442418G	3.12	-26.88	147.665M	-39.39	2.39896G	-56.74	2.50254G	-58.93	15.101911G	-53.52	1
2.442418G	3.12	-26.88	147.665M	-39.44	2.3996G	-51.32	2.48382G	-54.13	15.332295G	-53.26	2

802.11n HT20_Nss1,(MCS0)_2TX — CSE NdB

2462MHz

05/07/2018

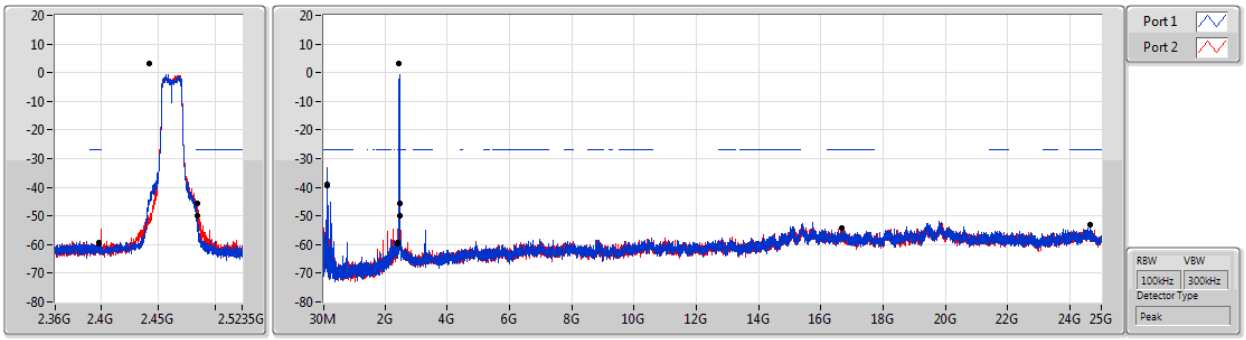

Ref(Hz)	Ref(dBm)	Limit(dBm)	Freq(Hz)	Level(dBm)	Freq(Hz)	Level(dBm)	Freq(Hz)	Level(dBm)	Freq(Hz)	Level(dBm)	Port
2.442418G	3.12	-26.88	147.665M	-39.13	2.39848G	-59.52	2.4839G	-49.93	24.629138G	-53.00	1
2.442418G	3.12	-26.88	147.665M	-39.18	2.398G	-59.29	2.4839G	-45.66	16.672457G	-54.15	2

802.11n HT40_Nss1,(MCS0)_2TX — CSE NdB

2422MHz

05/07/2018

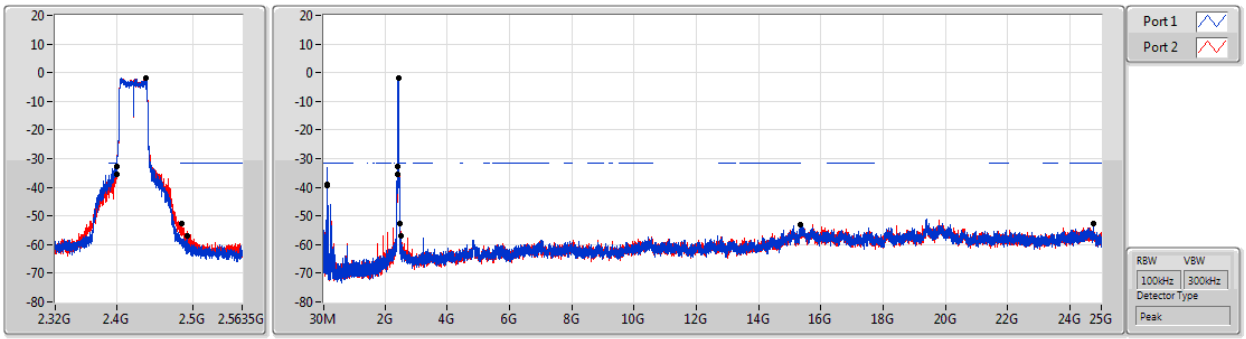

Ref(Hz)	Ref(dBm)	Limit(dBm)	Freq(Hz)	Level(dBm)	Freq(Hz)	Level(dBm)	Freq(Hz)	Level(dBm)	Freq(Hz)	Level(dBm)	Port
2.438243G	-1.74	-31.74	146.79M	-38.96	2.39984G	-32.66	2.49134G	-56.99	24.733567G	-52.64	1
2.438243G	-1.74	-31.74	146.79M	-39.19	2.39952G	-35.35	2.48446G	-52.64	15.346696G	-53.20	2

802.11n HT40_Nss1,(MCS0)_2TX — CSE NdB

2437MHz

05/07/2018

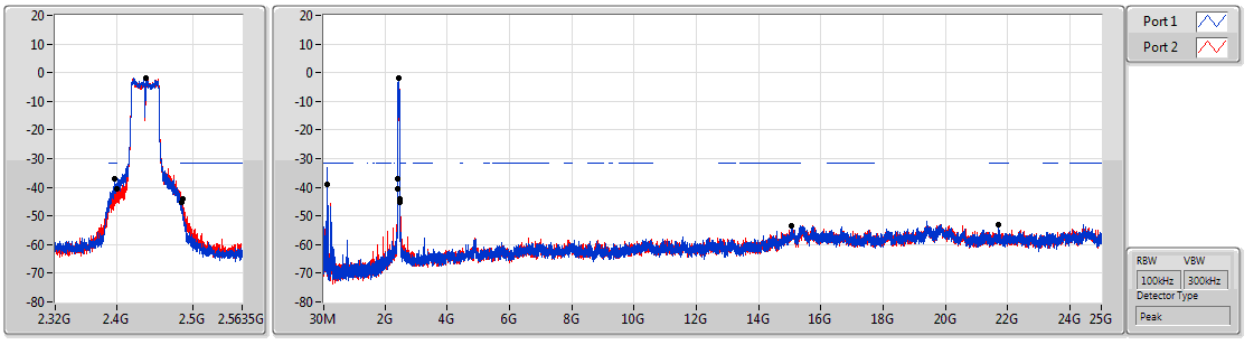

Ref(Hz)	Ref(dBm)	Limit(dBm)	Freq(Hz)	Level(dBm)	Freq(Hz)	Level(dBm)	Freq(Hz)	Level(dBm)	Freq(Hz)	Level(dBm)	Port
2.438243G	-1.74	-31.74	146.79M	-39.10	2.39712G	-37.12	2.48414G	-45.08	21.690616G	-53.19	1
2.438243G	-1.74	-31.74	146.79M	-39.01	2.39952G	-40.49	2.4867G	-44.11	15.043803G	-53.48	2

802.11n HT40_Nss1,(MCS0)_2TX — CSE NdB

2452MHz

05/07/2018

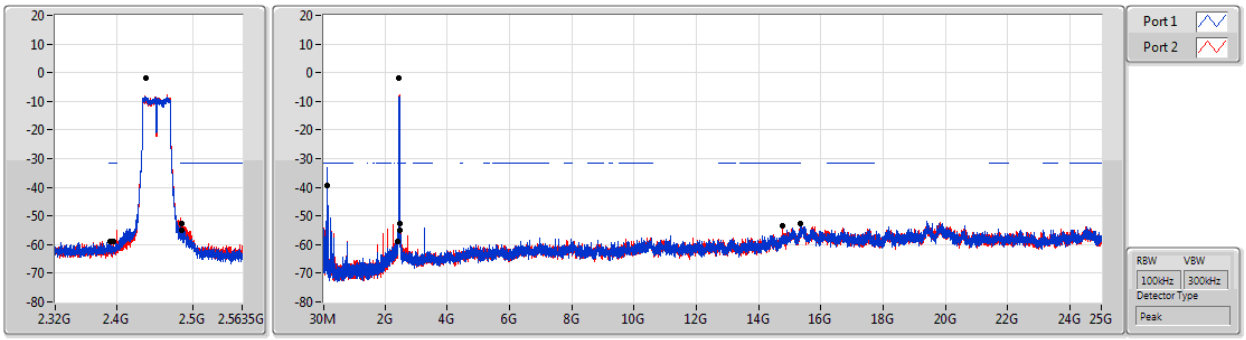

Ref(Hz)	Ref(dBm)	Limit(dBm)	Freq(Hz)	Level(dBm)	Freq(Hz)	Level(dBm)	Freq(Hz)	Level(dBm)	Freq(Hz)	Level(dBm)	Port
2.438243G	-1.74	-31.74	146.79M	-39.33	2.39072G	-58.95	2.48478G	-55.12	15.343891G	-52.53	1
2.438243G	-1.74	-31.74	146.79M	-39.50	2.39616G	-58.84	2.48542G	-52.78	14.77737G	-53.52	2

Summary

Mode	Result	Type	Freq (Hz)	Level (dBuV/m)	Limit (dBuV/m)	Margin (dB)	Factor (dB)	Dist (m)	Condition	Azimuth (°)	Height (m)	Comments
2.4-2.4835GHz	-	-	-	-	-	-	-	-	-	-	-	-
802.11n HT40_Nss1,(MCS0)_2TX	Pass	PK	72.68M	34.44	40.00	-5.56	-24.92	3	Vertical	360	1.00	-

Result

Mode	Result	Type	Freq (Hz)	Level (dBuV/m)	Limit (dBuV/m)	Margin (dB)	Factor (dB)	Dist (m)	Condition	Azimuth (°)	Height (m)	Comments
802.11n HT40_Nss1,(MCS0)_2TX	-	-	-	-	-	-	-	-	-	-	-	-
2437MHz	Pass	PK	72.68M	34.44	40.00	-5.56	-24.92	3	Vertical	360	1.00	-
2437MHz	Pass	PK	200.72M	33.09	43.50	-10.41	-21.03	3	Vertical	360	1.00	-
2437MHz	Pass	PK	249.22M	31.45	46.00	-14.55	-17.26	3	Vertical	360	1.00	-
2437MHz	Pass	PK	503.36M	27.74	46.00	-18.26	-12.10	3	Vertical	360	1.00	-
2437MHz	Pass	PK	608.12M	29.05	46.00	-16.95	-10.65	3	Vertical	360	1.00	-
2437MHz	Pass	PK	953.44M	30.99	46.00	-15.01	-4.71	3	Vertical	360	1.00	-
2437MHz	Pass	PK	99.84M	30.77	43.50	-12.73	-21.09	3	Horizontal	0	1.00	-
2437MHz	Pass	PK	198.78M	35.50	43.50	-8.00	-21.08	3	Horizontal	0	1.00	-
2437MHz	Pass	PK	299.66M	38.81	46.00	-7.19	-16.66	3	Horizontal	0	1.00	-
2437MHz	Pass	PK	348.16M	34.34	46.00	-11.66	-15.54	3	Horizontal	0	1.00	-
2437MHz	Pass	PK	505.3M	33.32	46.00	-12.68	-12.11	3	Horizontal	0	1.00	-
2437MHz	Pass	PK	615.88M	34.92	46.00	-11.08	-10.43	3	Horizontal	0	1.00	-

802.11n HT40_Nss1,(MCS0)_2TX

2437MHz_USB

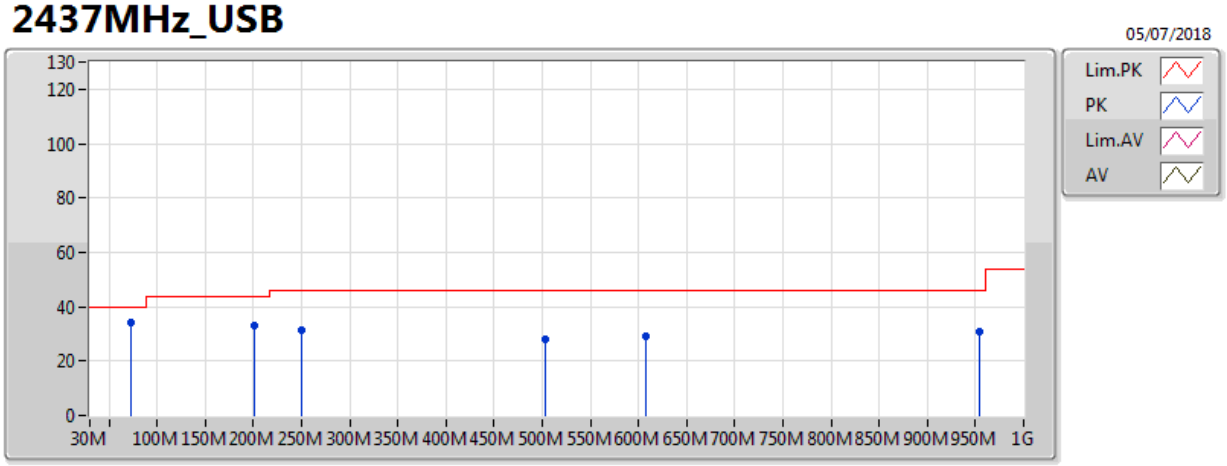

Type	Freq	Level	Limit	Margin	Factor	Dist	Condition	Azimuth	Height	Comments
	(Hz)	(dBuV/m)	(dBuV/m)	(dB)	(dB)	(m)		(°)	(m)	
PK	72.68M	34.44	40.00	-5.56	-24.92	3	Vertical	360	1.00	-
PK	200.72M	33.09	43.50	-10.41	-21.03	3	Vertical	360	1.00	-
PK	249.22M	31.45	46.00	-14.55	-17.26	3	Vertical	360	1.00	-
PK	503.36M	27.74	46.00	-18.26	-12.10	3	Vertical	360	1.00	-
PK	608.12M	29.05	46.00	-16.95	-10.65	3	Vertical	360	1.00	-
PK	953.44M	30.99	46.00	-15.01	-4.71	3	Vertical	360	1.00	-

802.11n HT40_Nss1,(MCS0)_2TX

2437MHz_USB

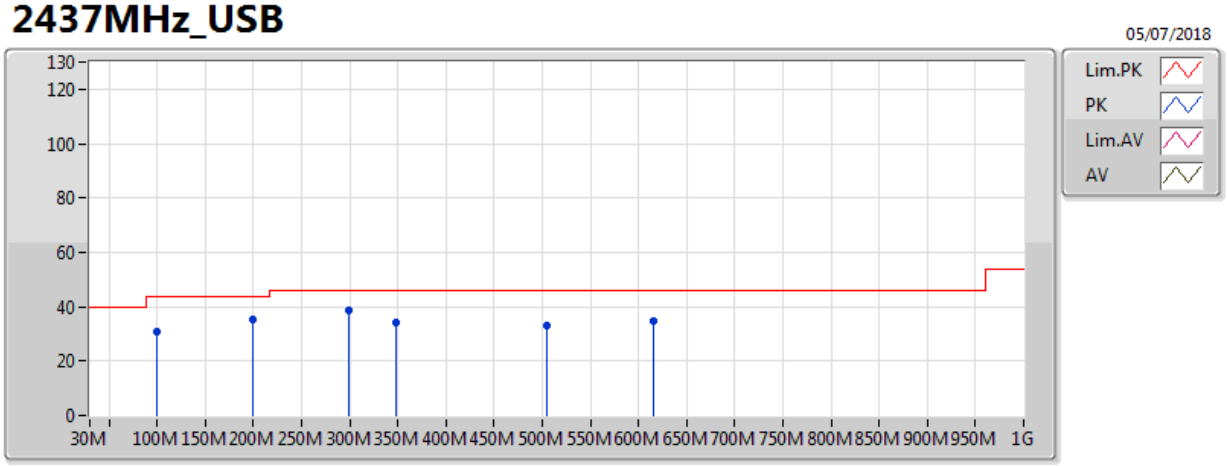

Type	Freq	Level	Limit	Margin	Factor	Dist	Condition	Azimuth	Height	Comments
	(Hz)	(dBuV/m)	(dBuV/m)	(dB)	(dB)	(m)		(°)	(m)	
PK	99.84M	30.77	43.50	-12.73	-21.09	3	Horizontal	0	1.00	-
PK	198.78M	35.50	43.50	-8.00	-21.08	3	Horizontal	0	1.00	-
PK	299.66M	38.81	46.00	-7.19	-16.66	3	Horizontal	0	1.00	-
PK	348.16M	34.34	46.00	-11.66	-15.54	3	Horizontal	0	1.00	-
PK	505.3M	33.32	46.00	-12.68	-12.11	3	Horizontal	0	1.00	-
PK	615.88M	34.92	46.00	-11.08	-10.43	3	Horizontal	0	1.00	-

Summary

Mode	Result	Type	Freq (Hz)	Level (dBuV/m)	Limit (dBuV/m)	Margin (dB)	Factor (dB)	Dist (m)	Condition	Azimuth (°)	Height (m)	Comments
2.4-2.4835GHz	-	-	-	-	-	-	-	-	-	-	-	-
802.11b_Nss1,(1Mbps)_2TX	Pass	AV	2.483502G	53.76	54.00	-0.24	31.11	3	Horizontal	201	3.19	-
802.11g_Nss1,(6Mbps)_2TX	Pass	AV	2.483502G	53.80	54.00	-0.20	31.11	3	Vertical	277	2.80	-
802.11n HT20_Nss1,(MCS0)_2TX	Pass	PK	2.389998G	73.39	74.00	-0.61	30.77	3	Horizontal	213	1.56	-
802.11n HT40_Nss1,(MCS0)_2TX	Pass	AV	2.483502G	53.88	54.00	-0.12	31.11	3	Horizontal	206	1.54	-

Result

Mode	Result	Type	Freq (Hz)	Level (dBuV/m)	Limit (dBuV/m)	Margin (dB)	Factor (dB)	Dist (m)	Condition	Azimuth (°)	Height (m)	Comments
802.11b_Nss1,(1Mbps)_2TX	-	-	-	-	-	-	-	-	-	-	-	-
2412MHz	Pass	AV	2.3864G	45.36	54.00	-8.64	30.76	3	Vertical	91	2.93	-
2412MHz	Pass	AV	2.4112G	102.46	Inf	-Inf	30.85	3	Vertical	91	2.93	-
2412MHz	Pass	PK	2.387G	56.85	74.00	-17.15	30.76	3	Vertical	91	2.93	-
2412MHz	Pass	PK	2.4112G	104.71	Inf	-Inf	30.85	3	Vertical	91	2.93	-
2412MHz	Pass	AV	2.3864G	47.50	54.00	-6.50	30.76	3	Horizontal	148	1.50	-
2412MHz	Pass	AV	2.4128G	105.43	Inf	-Inf	30.86	3	Horizontal	148	1.50	-
2412MHz	Pass	PK	2.3868G	57.77	74.00	-16.23	30.76	3	Horizontal	148	1.50	-
2412MHz	Pass	PK	2.4124G	107.90	Inf	-Inf	30.85	3	Horizontal	148	1.50	-
2412MHz	Pass	AV	4.82406G	41.99	54.00	-12.01	2.13	3	Vertical	0	2.88	-
2412MHz	Pass	PK	4.82418G	47.89	74.00	-26.11	2.13	3	Vertical	0	2.88	-
2412MHz	Pass	AV	4.82406G	43.86	54.00	-10.14	2.13	3	Horizontal	16	1.16	-
2412MHz	Pass	PK	4.824G	48.37	74.00	-25.63	2.13	3	Horizontal	16	1.16	-
2437MHz	Pass	AV	2.3878G	42.19	54.00	-11.81	30.77	3	Vertical	107	2.88	-
2437MHz	Pass	AV	2.4378G	102.72	Inf	-Inf	30.95	3	Vertical	107	2.88	-
2437MHz	Pass	AV	2.499G	43.03	54.00	-10.97	31.17	3	Vertical	107	2.88	-
2437MHz	Pass	PK	2.355G	56.38	74.00	-17.62	30.65	3	Vertical	107	2.88	-
2437MHz	Pass	PK	2.4378G	105.12	Inf	-Inf	30.95	3	Vertical	107	2.88	-
2437MHz	Pass	PK	2.4918G	56.36	74.00	-17.64	31.14	3	Vertical	107	2.88	-
2437MHz	Pass	AV	2.3894G	42.35	54.00	-11.65	30.77	3	Horizontal	204	1.56	-
2437MHz	Pass	AV	2.4378G	105.40	Inf	-Inf	30.95	3	Horizontal	204	1.56	-
2437MHz	Pass	AV	2.4846G	43.28	54.00	-10.72	31.12	3	Horizontal	204	1.56	-
2437MHz	Pass	PK	2.3878G	55.55	74.00	-18.45	30.77	3	Horizontal	204	1.56	-
2437MHz	Pass	PK	2.4374G	107.83	Inf	-Inf	30.94	3	Horizontal	204	1.56	-
2437MHz	Pass	PK	2.4974G	56.93	74.00	-17.07	31.16	3	Horizontal	204	1.56	-
2437MHz	Pass	AV	4.87406G	39.17	54.00	-14.83	2.26	3	Vertical	198	1.01	-
2437MHz	Pass	PK	4.87418G	45.39	74.00	-28.61	2.26	3	Vertical	198	1.01	-
2437MHz	Pass	AV	4.87406G	45.83	54.00	-8.17	2.26	3	Horizontal	154	1.01	-
2437MHz	Pass	PK	4.87394G	49.55	74.00	-24.45	2.25	3	Horizontal	154	1.01	-
2452MHz	Pass	AV	2.4512G	104.12	Inf	-Inf	30.99	3	Vertical	99	3.19	-
2452MHz	Pass	AV	2.4846G	44.56	54.00	-9.44	31.12	3	Vertical	99	3.19	-
2452MHz	Pass	PK	2.4524G	106.45	Inf	-Inf	31.00	3	Vertical	99	3.19	-
2452MHz	Pass	PK	2.4858G	57.15	74.00	-16.85	31.12	3	Vertical	99	3.19	-
2452MHz	Pass	AV	2.4512G	102.69	Inf	-Inf	30.99	3	Horizontal	44	1.50	-
2452MHz	Pass	AV	2.4842G	46.04	54.00	-7.96	31.12	3	Horizontal	44	1.50	-
2452MHz	Pass	PK	2.4524G	105.02	Inf	-Inf	31.00	3	Horizontal	44	1.50	-
2452MHz	Pass	PK	2.4854G	58.05	74.00	-15.95	31.12	3	Horizontal	44	1.50	-
2457MHz	Pass	AV	2.4578G	103.97	Inf	-Inf	31.02	3	Vertical	100	3.19	-
2457MHz	Pass	AV	2.483502G	52.33	54.00	-1.67	31.11	3	Vertical	100	3.19	-
2457MHz	Pass	PK	2.458G	106.40	Inf	-Inf	31.02	3	Vertical	100	3.19	-
2457MHz	Pass	PK	2.4838G	59.88	74.00	-14.12	31.11	3	Vertical	100	3.19	-
2457MHz	Pass	AV	2.4578G	106.46	Inf	-Inf	31.02	3	Horizontal	201	3.19	-
2457MHz	Pass	AV	2.483502G	53.76	54.00	-0.24	31.11	3	Horizontal	201	3.19	-
2457MHz	Pass	PK	2.4574G	109.09	Inf	-Inf	31.02	3	Horizontal	201	3.19	-
2457MHz	Pass	PK	2.483502G	61.36	74.00	-12.64	31.11	3	Horizontal	201	3.19	-
2462MHz	Pass	AV	2.4612G	103.49	Inf	-Inf	31.03	3	Vertical	101	3.17	-
2462MHz	Pass	AV	2.4878G	50.18	54.00	-3.82	31.13	3	Vertical	101	3.17	-
2462MHz	Pass	PK	2.4624G	105.88	Inf	-Inf	31.03	3	Vertical	101	3.17	-

Mode	Result	Type	Freq (Hz)	Level (dBuV/m)	Limit (dBuV/m)	Margin (dB)	Factor (dB)	Dist (m)	Condition	Azimuth (°)	Height (m)	Comments
2462MHz	Pass	PK	2.4874G	59.35	74.00	-14.65	31.12	3	Vertical	101	3.17	-
2462MHz	Pass	AV	2.4612G	105.14	Inf	-Inf	31.03	3	Horizontal	210	1.56	-
2462MHz	Pass	AV	2.483502G	53.16	54.00	-0.84	31.11	3	Horizontal	210	1.56	-
2462MHz	Pass	PK	2.4624G	107.48	Inf	-Inf	31.03	3	Horizontal	210	1.56	-
2462MHz	Pass	PK	2.488G	60.93	74.00	-13.07	31.13	3	Horizontal	210	1.56	-
2462MHz	Pass	AV	4.92406G	41.47	54.00	-12.53	2.38	3	Vertical	303	3.16	-
2462MHz	Pass	PK	4.924G	46.96	74.00	-27.04	2.38	3	Vertical	303	3.16	-
2462MHz	Pass	AV	4.92406G	45.45	54.00	-8.55	2.38	3	Horizontal	155	1.00	-
2462MHz	Pass	PK	4.924G	49.61	74.00	-24.39	2.38	3	Horizontal	155	1.00	-
802.11g_Nss1,(6Mbps)_2TX	-	-	-	-	-	-	-	-	-	-	-	-
2412MHz	Pass	AV	2.389998G	50.13	54.00	-3.87	30.77	3	Vertical	304	2.94	-
2412MHz	Pass	AV	2.4182G	94.82	Inf	-Inf	30.88	3	Vertical	304	2.94	-
2412MHz	Pass	PK	2.3898G	68.24	74.00	-5.76	30.77	3	Vertical	304	2.94	-
2412MHz	Pass	PK	2.4188G	103.24	Inf	-Inf	30.88	3	Vertical	304	2.94	-
2412MHz	Pass	AV	2.389998G	50.76	54.00	-3.24	30.77	3	Horizontal	157	1.12	-
2412MHz	Pass	AV	2.4056G	98.47	Inf	-Inf	30.83	3	Horizontal	157	1.12	-
2412MHz	Pass	PK	2.3898G	68.44	74.00	-5.56	30.77	3	Horizontal	157	1.12	-
2412MHz	Pass	PK	2.4074G	107.27	Inf	-Inf	30.84	3	Horizontal	157	1.12	-
2412MHz	Pass	AV	4.80936G	29.14	54.00	-24.86	2.09	3	Vertical	145	1.06	-
2412MHz	Pass	PK	4.81992G	42.76	74.00	-31.24	2.12	3	Vertical	145	1.06	-
2412MHz	Pass	AV	4.8297G	29.48	54.00	-24.52	2.14	3	Horizontal	357	1.50	-
2412MHz	Pass	PK	4.83138G	43.17	74.00	-30.83	2.15	3	Horizontal	357	1.50	-
2437MHz	Pass	AV	2.389G	42.21	54.00	-11.79	30.77	3	Vertical	105	2.89	-
2437MHz	Pass	AV	2.4302G	94.77	Inf	-Inf	30.92	3	Vertical	105	2.89	-
2437MHz	Pass	AV	2.4938G	43.02	54.00	-10.98	31.15	3	Vertical	105	2.89	-
2437MHz	Pass	PK	2.3654G	56.17	74.00	-17.83	30.69	3	Vertical	105	2.89	-
2437MHz	Pass	PK	2.4302G	103.78	Inf	-Inf	30.92	3	Vertical	105	2.89	-
2437MHz	Pass	PK	2.4934G	56.08	74.00	-17.92	31.14	3	Vertical	105	2.89	-
2437MHz	Pass	AV	2.3898G	42.50	54.00	-11.50	30.77	3	Horizontal	76	1.11	-
2437MHz	Pass	AV	2.4318G	98.14	Inf	-Inf	30.92	3	Horizontal	76	1.11	-
2437MHz	Pass	AV	2.4942G	43.08	54.00	-10.92	31.15	3	Horizontal	76	1.11	-
2437MHz	Pass	PK	2.3898G	56.57	74.00	-17.43	30.77	3	Horizontal	76	1.11	-
2437MHz	Pass	PK	2.4326G	107.33	Inf	-Inf	30.93	3	Horizontal	76	1.11	-
2437MHz	Pass	PK	2.4878G	57.06	74.00	-16.94	31.13	3	Horizontal	76	1.11	-
2437MHz	Pass	AV	4.88468G	28.48	54.00	-25.52	2.28	3	Vertical	18	3.13	-
2437MHz	Pass	PK	4.86242G	42.18	74.00	-31.82	2.23	3	Vertical	18	3.13	-
2437MHz	Pass	AV	4.87406G	29.75	54.00	-24.25	2.26	3	Horizontal	0	1.01	-
2437MHz	Pass	PK	4.87232G	43.57	74.00	-30.43	2.25	3	Horizontal	0	1.01	-
2457MHz	Pass	AV	2.4628G	97.30	Inf	-Inf	31.04	3	Vertical	102	3.17	-
2457MHz	Pass	AV	2.483502G	50.37	54.00	-3.63	31.11	3	Vertical	102	3.17	-
2457MHz	Pass	PK	2.4638G	106.14	Inf	-Inf	31.04	3	Vertical	102	3.17	-
2457MHz	Pass	PK	2.4844G	66.49	74.00	-7.51	31.12	3	Vertical	102	3.17	-
2457MHz	Pass	AV	2.4504G	98.90	Inf	-Inf	30.99	3	Horizontal	118	1.04	-
2457MHz	Pass	AV	2.4848G	49.88	54.00	-4.12	31.12	3	Horizontal	118	1.04	-
2457MHz	Pass	PK	2.4502G	107.80	Inf	-Inf	30.99	3	Horizontal	118	1.04	-
2457MHz	Pass	PK	2.4844G	66.14	74.00	-7.86	31.12	3	Horizontal	118	1.04	-
2462MHz	Pass	AV	2.4572G	96.25	Inf	-Inf	31.02	3	Vertical	277	2.80	-
2462MHz	Pass	AV	2.483502G	53.80	54.00	-0.20	31.11	3	Vertical	277	2.80	-
2462MHz	Pass	PK	2.4586G	106.02	Inf	-Inf	31.02	3	Vertical	277	2.80	-

Mode	Result	Type	Freq (Hz)	Level (dBuV/m)	Limit (dBuV/m)	Margin (dB)	Factor (dB)	Dist (m)	Condition	Azimuth (°)	Height (m)	Comments
2462MHz	Pass	PK	2.4838G	68.12	74.00	-5.88	31.11	3	Vertical	277	2.80	-
2462MHz	Pass	AV	2.456G	97.56	Inf	-Inf	31.01	3	Horizontal	216	1.54	-
2462MHz	Pass	AV	2.483502G	52.82	54.00	-1.18	31.11	3	Horizontal	216	1.54	-
2462MHz	Pass	PK	2.4574G	106.62	Inf	-Inf	31.02	3	Horizontal	216	1.54	-
2462MHz	Pass	PK	2.4838G	67.05	74.00	-6.95	31.11	3	Horizontal	216	1.54	-
2462MHz	Pass	AV	4.9366G	28.23	54.00	-25.77	2.41	3	Vertical	359	2.29	-
2462MHz	Pass	PK	4.9273G	41.74	74.00	-32.26	2.39	3	Vertical	359	2.29	-
2462MHz	Pass	AV	4.92394G	29.79	54.00	-24.21	2.38	3	Horizontal	359	1.01	-
2462MHz	Pass	PK	4.92358G	43.55	74.00	-30.45	2.38	3	Horizontal	359	1.01	-
802.11n HT20_Nss1,(MCS0)_2TX	-	-	-	-	-	-	-	-	-	-	-	-
2412MHz	Pass	AV	2.389998G	48.60	54.00	-5.40	30.77	3	Vertical	279	2.92	-
2412MHz	Pass	AV	2.4064G	95.04	Inf	-Inf	30.83	3	Vertical	279	2.92	-
2412MHz	Pass	PK	2.389998G	70.35	74.00	-3.65	30.77	3	Vertical	279	2.92	-
2412MHz	Pass	PK	2.4062G	104.48	Inf	-Inf	30.83	3	Vertical	279	2.92	-
2412MHz	Pass	AV	2.389998G	50.93	54.00	-3.07	30.77	3	Horizontal	213	1.56	-
2412MHz	Pass	AV	2.4066G	97.20	Inf	-Inf	30.83	3	Horizontal	213	1.56	-
2412MHz	Pass	PK	2.389998G	73.39	74.00	-0.61	30.77	3	Horizontal	213	1.56	-
2412MHz	Pass	PK	2.4072G	106.71	Inf	-Inf	30.84	3	Horizontal	213	1.56	-
2412MHz	Pass	AV	4.82306G	28.72	54.00	-25.28	2.13	3	Vertical	203	1.78	-
2412MHz	Pass	PK	4.82314G	41.91	74.00	-32.09	2.13	3	Vertical	203	1.78	-
2412MHz	Pass	AV	4.824G	29.32	54.00	-24.68	2.13	3	Horizontal	274	1.01	-
2412MHz	Pass	PK	4.82394G	43.38	74.00	-30.62	2.13	3	Horizontal	274	1.01	-
2417MHz	Pass	AV	2.3898G	44.33	54.00	-9.67	30.77	3	Vertical	89	3.19	-
2417MHz	Pass	AV	2.4226G	96.00	Inf	-Inf	30.89	3	Vertical	89	3.19	-
2417MHz	Pass	PK	2.3884G	57.92	74.00	-16.08	30.77	3	Vertical	89	3.19	-
2417MHz	Pass	PK	2.4212G	104.93	Inf	-Inf	30.89	3	Vertical	89	3.19	-
2417MHz	Pass	AV	2.3898G	45.52	54.00	-8.48	30.77	3	Horizontal	147	1.50	-
2417MHz	Pass	AV	2.4116G	97.36	Inf	-Inf	30.85	3	Horizontal	147	1.50	-
2417MHz	Pass	PK	2.388G	60.61	74.00	-13.39	30.77	3	Horizontal	147	1.50	-
2417MHz	Pass	PK	2.414G	106.78	Inf	-Inf	30.86	3	Horizontal	147	1.50	-
2437MHz	Pass	AV	2.3874G	42.18	54.00	-11.82	30.76	3	Vertical	60	2.61	-
2437MHz	Pass	AV	2.4422G	88.88	Inf	-Inf	30.96	3	Vertical	60	2.61	-
2437MHz	Pass	AV	2.4994G	42.98	54.00	-11.02	31.17	3	Vertical	60	2.61	-
2437MHz	Pass	PK	2.3462G	56.09	74.00	-17.91	30.62	3	Vertical	60	2.61	-
2437MHz	Pass	PK	2.4322G	98.43	Inf	-Inf	30.93	3	Vertical	60	2.61	-
2437MHz	Pass	PK	2.4986G	56.59	74.00	-17.41	31.17	3	Vertical	60	2.61	-
2437MHz	Pass	AV	2.3898G	42.48	54.00	-11.52	30.77	3	Horizontal	206	1.50	-
2437MHz	Pass	AV	2.4426G	95.89	Inf	-Inf	30.96	3	Horizontal	206	1.50	-
2437MHz	Pass	AV	2.483502G	43.94	54.00	-10.06	31.11	3	Horizontal	206	1.50	-
2437MHz	Pass	PK	2.3866G	55.82	74.00	-18.18	30.76	3	Horizontal	206	1.50	-
2437MHz	Pass	PK	2.443G	104.84	Inf	-Inf	30.96	3	Horizontal	206	1.50	-
2437MHz	Pass	PK	2.483502G	60.56	74.00	-13.44	31.11	3	Horizontal	206	1.50	-
2437MHz	Pass	AV	4.87546G	28.26	54.00	-25.74	2.26	3	Vertical	36	1.50	-
2437MHz	Pass	PK	4.8751G	41.76	74.00	-32.24	2.26	3	Vertical	36	1.50	-
2437MHz	Pass	AV	4.87406G	30.51	54.00	-23.49	2.26	3	Horizontal	157	1.01	-
2437MHz	Pass	PK	4.87766G	44.83	74.00	-29.17	2.26	3	Horizontal	157	1.01	-
2457MHz	Pass	AV	2.4624G	91.97	Inf	-Inf	31.03	3	Vertical	139	3.19	-
2457MHz	Pass	AV	2.483502G	49.14	54.00	-4.86	31.11	3	Vertical	139	3.19	-
2457MHz	Pass	PK	2.4612G	101.06	Inf	-Inf	31.03	3	Vertical	139	3.19	-

Mode	Result	Type	Freq (Hz)	Level (dBuV/m)	Limit (dBuV/m)	Margin (dB)	Factor (dB)	Dist (m)	Condition	Azimuth (°)	Height (m)	Comments
2457MHz	Pass	PK	2.4842G	65.94	74.00	-8.06	31.12	3	Vertical	139	3.19	-
2457MHz	Pass	AV	2.4626G	98.96	Inf	-Inf	31.04	3	Horizontal	148	1.01	-
2457MHz	Pass	AV	2.483502G	51.01	54.00	-2.99	31.11	3	Horizontal	148	1.01	-
2457MHz	Pass	PK	2.4522G	108.14	Inf	-Inf	31.00	3	Horizontal	148	1.01	-
2457MHz	Pass	PK	2.4836G	66.52	74.00	-7.48	31.11	3	Horizontal	148	1.01	-
2462MHz	Pass	AV	2.4674G	88.44	Inf	-Inf	31.05	3	Vertical	52	2.80	-
2462MHz	Pass	AV	2.483502G	45.70	54.00	-8.30	31.11	3	Vertical	52	2.80	-
2462MHz	Pass	PK	2.4662G	97.72	Inf	-Inf	31.05	3	Vertical	52	2.80	-
2462MHz	Pass	PK	2.483502G	60.67	74.00	-13.33	31.11	3	Vertical	52	2.80	-
2462MHz	Pass	AV	2.4674G	95.81	Inf	-Inf	31.05	3	Horizontal	149	1.02	-
2462MHz	Pass	AV	2.483502G	51.44	54.00	-2.56	31.11	3	Horizontal	149	1.02	-
2462MHz	Pass	PK	2.4572G	104.60	Inf	-Inf	31.02	3	Horizontal	149	1.02	-
2462MHz	Pass	PK	2.483502G	65.54	74.00	-8.46	31.11	3	Horizontal	149	1.02	-
2462MHz	Pass	AV	4.93288G	30.30	54.00	-23.70	2.40	3	Vertical	0	2.90	-
2462MHz	Pass	PK	4.93786G	43.28	74.00	-30.72	2.41	3	Vertical	0	2.90	-
2462MHz	Pass	AV	4.93738G	28.50	54.00	-25.50	2.41	3	Horizontal	353	1.50	-
2462MHz	Pass	PK	4.93438G	43.16	74.00	-30.84	2.41	3	Horizontal	353	1.50	-
802.11n HT40_Nss1,(MCS0)_2TX	-	-	-	-	-	-	-	-	-	-	-	-
2422MHz	Pass	AV	2.389998G	48.20	54.00	-5.80	30.77	3	Vertical	110	2.92	-
2422MHz	Pass	AV	2.4236G	88.29	Inf	-Inf	30.89	3	Vertical	110	2.92	-
2422MHz	Pass	AV	2.483502G	43.40	54.00	-10.60	31.11	3	Vertical	110	2.92	-
2422MHz	Pass	PK	2.3888G	65.40	74.00	-8.60	30.77	3	Vertical	110	2.92	-
2422MHz	Pass	PK	2.42G	98.01	Inf	-Inf	30.88	3	Vertical	110	2.92	-
2422MHz	Pass	PK	2.4956G	56.71	74.00	-17.29	31.16	3	Vertical	110	2.92	-
2422MHz	Pass	AV	2.389998G	52.63	54.00	-1.37	30.77	3	Horizontal	211	1.34	-
2422MHz	Pass	AV	2.4376G	94.74	Inf	-Inf	30.95	3	Horizontal	211	1.34	-
2422MHz	Pass	AV	2.483502G	44.94	54.00	-9.06	31.11	3	Horizontal	211	1.34	-
2422MHz	Pass	PK	2.3888G	72.05	74.00	-1.95	30.77	3	Horizontal	211	1.34	-
2422MHz	Pass	PK	2.4384G	104.44	Inf	-Inf	30.95	3	Horizontal	211	1.34	-
2422MHz	Pass	PK	2.486G	61.33	74.00	-12.67	31.12	3	Horizontal	211	1.34	-
2422MHz	Pass	AV	4.85072G	28.60	54.00	-25.40	2.20	3	Vertical	69	1.47	-
2422MHz	Pass	PK	4.84604G	42.14	74.00	-31.86	2.19	3	Vertical	69	1.47	-
2422MHz	Pass	AV	4.84394G	29.39	54.00	-24.61	2.18	3	Horizontal	272	1.05	-
2422MHz	Pass	PK	4.83332G	43.58	74.00	-30.42	2.15	3	Horizontal	272	1.05	-
2437MHz	Pass	AV	2.3898G	43.06	54.00	-10.94	30.77	3	Vertical	109	2.86	-
2437MHz	Pass	AV	2.4522G	90.28	Inf	-Inf	31.00	3	Vertical	109	2.86	-
2437MHz	Pass	AV	2.483502G	49.62	54.00	-4.38	31.11	3	Vertical	109	2.86	-
2437MHz	Pass	PK	2.341G	56.45	74.00	-17.55	30.60	3	Vertical	109	2.86	-
2437MHz	Pass	PK	2.453G	99.69	Inf	-Inf	31.00	3	Vertical	109	2.86	-
2437MHz	Pass	PK	2.483502G	64.76	74.00	-9.24	31.11	3	Vertical	109	2.86	-
2437MHz	Pass	AV	2.3898G	44.41	54.00	-9.59	30.77	3	Horizontal	206	1.54	-
2437MHz	Pass	AV	2.4522G	92.66	Inf	-Inf	31.00	3	Horizontal	206	1.54	-
2437MHz	Pass	AV	2.483502G	53.88	54.00	-0.12	31.11	3	Horizontal	206	1.54	-
2437MHz	Pass	PK	2.3894G	58.05	74.00	-15.95	30.77	3	Horizontal	206	1.54	-
2437MHz	Pass	PK	2.453G	102.15	Inf	-Inf	31.00	3	Horizontal	206	1.54	-
2437MHz	Pass	PK	2.483502G	69.46	74.00	-4.54	31.11	3	Horizontal	206	1.54	-
2437MHz	Pass	AV	4.8869G	28.73	54.00	-25.27	2.29	3	Vertical	232	1.82	-
2437MHz	Pass	PK	4.88438G	42.01	74.00	-31.99	2.28	3	Vertical	232	1.82	-
2437MHz	Pass	AV	4.88708G	28.54	54.00	-25.46	2.29	3	Horizontal	281	2.43	-

RSE TX above 1GHz Result

Mode	Result	Type	Freq (Hz)	Level (dBuV/m)	Limit (dBuV/m)	Margin (dB)	Factor (dB)	Dist (m)	Condition	Azimuth (°)	Height (m)	Comments
2437MHz	Pass	PK	4.86914G	41.79	74.00	-32.21	2.24	3	Horizontal	281	2.43	-
2442MHz	Pass	AV	2.3892G	42.71	54.00	-11.29	30.77	3	Vertical	34	3.17	-
2442MHz	Pass	AV	2.4576G	88.51	Inf	-Inf	31.02	3	Vertical	34	3.17	-
2442MHz	Pass	AV	2.483502G	44.82	54.00	-9.18	31.11	3	Vertical	34	3.17	-
2442MHz	Pass	PK	2.3596G	55.92	74.00	-18.08	30.67	3	Vertical	34	3.17	-
2442MHz	Pass	PK	2.4584G	98.09	Inf	-Inf	31.02	3	Vertical	34	3.17	-
2442MHz	Pass	PK	2.4896G	57.78	74.00	-16.22	31.13	3	Vertical	34	3.17	-
2442MHz	Pass	AV	2.389998G	43.01	54.00	-10.99	30.77	3	Horizontal	202	3.19	-
2442MHz	Pass	AV	2.4576G	91.80	Inf	-Inf	31.02	3	Horizontal	202	3.19	-
2442MHz	Pass	AV	2.483502G	53.14	54.00	-0.86	31.11	3	Horizontal	202	3.19	-
2442MHz	Pass	PK	2.3864G	56.71	74.00	-17.29	30.76	3	Horizontal	202	3.19	-
2442MHz	Pass	PK	2.4584G	101.42	Inf	-Inf	31.02	3	Horizontal	202	3.19	-
2442MHz	Pass	PK	2.486G	68.57	74.00	-5.43	31.12	3	Horizontal	202	3.19	-
2447MHz	Pass	AV	2.3882G	42.76	54.00	-11.24	30.77	3	Vertical	103	3.17	-
2447MHz	Pass	AV	2.4626G	90.13	Inf	-Inf	31.04	3	Vertical	103	3.17	-
2447MHz	Pass	AV	2.485G	53.03	54.00	-0.97	31.12	3	Vertical	103	3.17	-
2447MHz	Pass	PK	2.3558G	55.96	74.00	-18.04	30.66	3	Vertical	103	3.17	-
2447MHz	Pass	PK	2.4634G	99.62	Inf	-Inf	31.04	3	Vertical	103	3.17	-
2447MHz	Pass	PK	2.483502G	68.60	74.00	-5.40	31.11	3	Vertical	103	3.17	-
2447MHz	Pass	AV	2.3886G	43.24	54.00	-10.76	30.77	3	Horizontal	122	1.72	-
2447MHz	Pass	AV	2.4602G	90.28	Inf	-Inf	31.03	3	Horizontal	122	1.72	-
2447MHz	Pass	AV	2.4846G	53.85	54.00	-0.15	31.12	3	Horizontal	122	1.72	-
2447MHz	Pass	PK	2.3882G	56.43	74.00	-17.57	30.77	3	Horizontal	122	1.72	-
2447MHz	Pass	PK	2.4574G	99.67	Inf	-Inf	31.02	3	Horizontal	122	1.72	-
2447MHz	Pass	PK	2.483502G	69.31	74.00	-4.69	31.11	3	Horizontal	122	1.72	-
2452MHz	Pass	AV	2.3676G	42.75	54.00	-11.25	30.70	3	Vertical	273	3.17	-
2452MHz	Pass	AV	2.468G	88.56	Inf	-Inf	31.05	3	Vertical	273	3.17	-
2452MHz	Pass	AV	2.484G	51.98	54.00	-2.02	31.12	3	Vertical	273	3.17	-
2452MHz	Pass	PK	2.3548G	56.32	74.00	-17.68	30.65	3	Vertical	273	3.17	-
2452MHz	Pass	PK	2.468G	98.00	Inf	-Inf	31.05	3	Vertical	273	3.17	-
2452MHz	Pass	PK	2.4876G	66.29	74.00	-7.71	31.13	3	Vertical	273	3.17	-
2452MHz	Pass	AV	2.386G	42.70	54.00	-11.30	30.76	3	Horizontal	205	3.17	-
2452MHz	Pass	AV	2.4684G	90.30	Inf	-Inf	31.06	3	Horizontal	205	3.17	-
2452MHz	Pass	AV	2.483502G	53.74	54.00	-0.26	31.11	3	Horizontal	205	3.17	-
2452MHz	Pass	PK	2.3832G	56.06	74.00	-17.94	30.75	3	Horizontal	205	3.17	-
2452MHz	Pass	PK	2.468G	99.98	Inf	-Inf	31.05	3	Horizontal	205	3.17	-
2452MHz	Pass	PK	2.488G	69.33	74.00	-4.67	31.13	3	Horizontal	205	3.17	-
2452MHz	Pass	AV	7.3704G	33.36	54.00	-20.64	8.17	3	Vertical	35	1.71	-
2452MHz	Pass	PK	7.34664G	46.76	74.00	-27.24	8.11	3	Vertical	35	1.71	-
2452MHz	Pass	AV	7.36794G	33.81	54.00	-20.19	8.17	3	Horizontal	38	1.62	-
2452MHz	Pass	PK	7.35216G	47.04	74.00	-26.96	8.12	3	Horizontal	38	1.62	-

802.11b_Nss1,(1Mbps)_2TX

2412MHz_TX

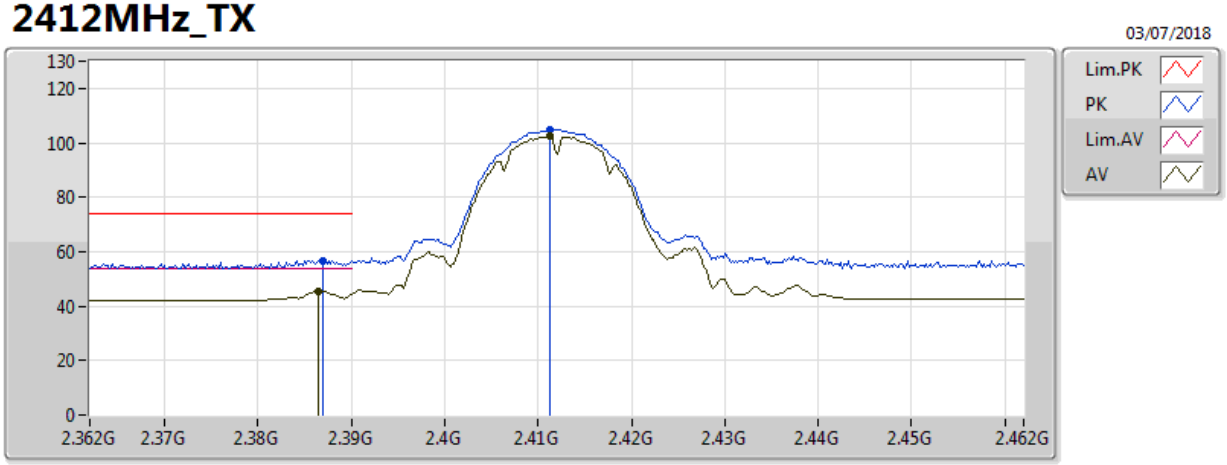

Type	Freq	Level	Limit	Margin	Factor	Dist	Condition	Azimuth	Height	Comments
	(Hz)	(dBuV/m)	(dBuV/m)	(dB)	(dB)	(m)		(°)	(m)	
AV	2.3864G	45.36	54.00	-8.64	30.76	3	Vertical	91	2.93	-
AV	2.4112G	102.46	Inf	-Inf	30.85	3	Vertical	91	2.93	-
PK	2.387G	56.85	74.00	-17.15	30.76	3	Vertical	91	2.93	-
PK	2.4112G	104.71	Inf	-Inf	30.85	3	Vertical	91	2.93	-

802.11b_Nss1,(1Mbps)_2TX

2412MHz_TX

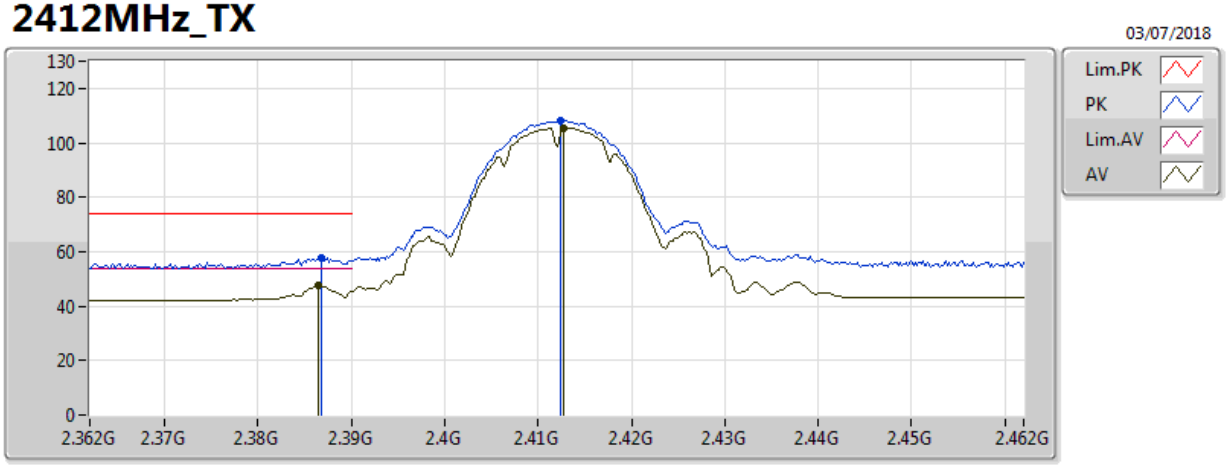

Type	Freq	Level	Limit	Margin	Factor	Dist	Condition	Azimuth	Height	Comments
	(Hz)	(dBuV/m)	(dBuV/m)	(dB)	(dB)	(m)		(°)	(m)	
AV	2.3864G	47.50	54.00	-6.50	30.76	3	Horizontal	148	1.50	-
AV	2.4128G	105.43	Inf	-Inf	30.86	3	Horizontal	148	1.50	-
PK	2.3868G	57.77	74.00	-16.23	30.76	3	Horizontal	148	1.50	-
PK	2.4124G	107.90	Inf	-Inf	30.85	3	Horizontal	148	1.50	-

802.11b_Nss1,(1Mbps)_2TX

2412MHz_TX

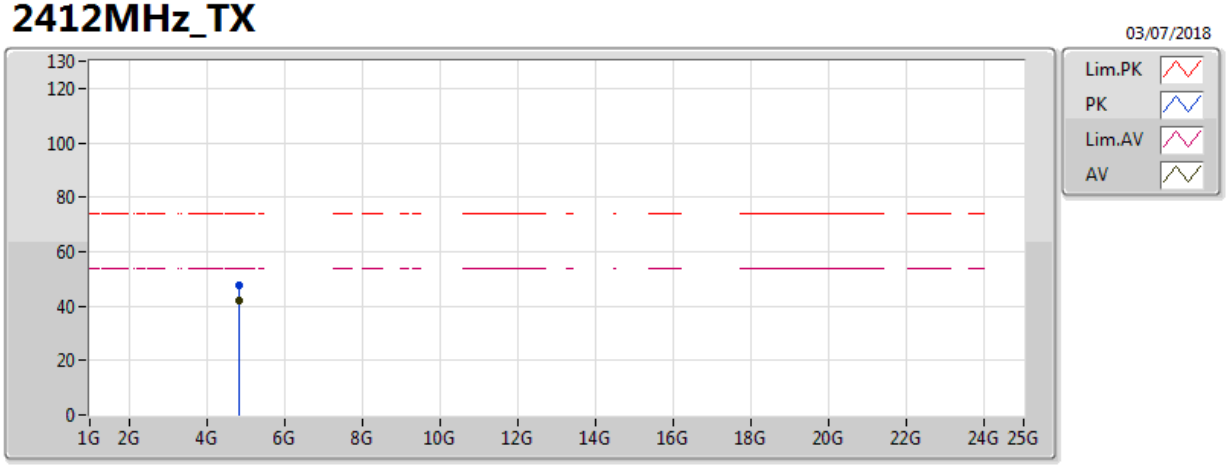

Type	Freq	Level	Limit	Margin	Factor	Dist	Condition	Azimuth	Height	Comments
	(Hz)	(dBuV/m)	(dBuV/m)	(dB)	(dB)	(m)		(°)	(m)	
AV	4.82406G	41.99	54.00	-12.01	2.13	3	Vertical	0	2.88	-
PK	4.82418G	47.89	74.00	-26.11	2.13	3	Vertical	0	2.88	-

802.11b_Nss1,(1Mbps)_2TX

2412MHz_TX

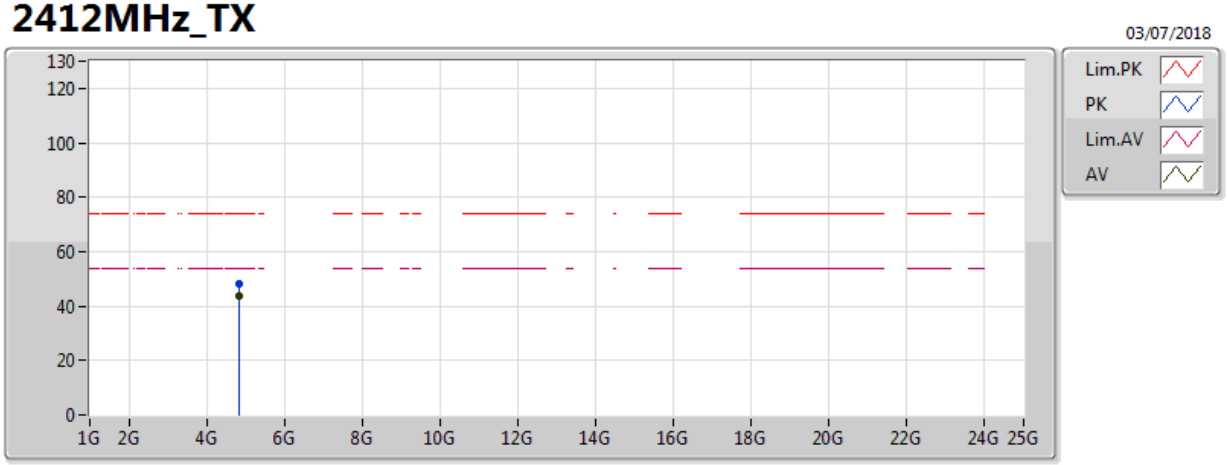

Type	Freq	Level	Limit	Margin	Factor	Dist	Condition	Azimuth	Height	Comments
	(Hz)	(dBuV/m)	(dBuV/m)	(dB)	(dB)	(m)		(°)	(m)	
AV	4.82406G	43.86	54.00	-10.14	2.13	3	Horizontal	16	1.16	-
PK	4.824G	48.37	74.00	-25.63	2.13	3	Horizontal	16	1.16	-

802.11b_Nss1,(1Mbps)_2TX

2437MHz_TX

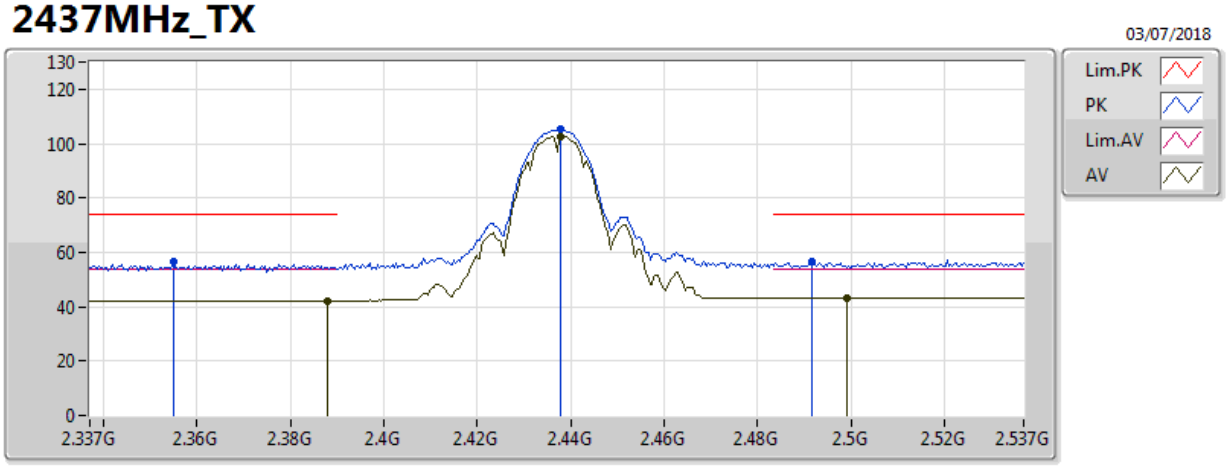

Type	Freq	Level	Limit	Margin	Factor	Dist	Condition	Azimuth	Height	Comments
	(Hz)	(dBuV/m)	(dBuV/m)	(dB)	(dB)	(m)		(°)	(m)	
AV	2.3878G	42.19	54.00	-11.81	30.77	3	Vertical	107	2.88	-
AV	2.4378G	102.72	Inf	-Inf	30.95	3	Vertical	107	2.88	-
AV	2.499G	43.03	54.00	-10.97	31.17	3	Vertical	107	2.88	-
PK	2.355G	56.38	74.00	-17.62	30.65	3	Vertical	107	2.88	-
PK	2.4378G	105.12	Inf	-Inf	30.95	3	Vertical	107	2.88	-
PK	2.4918G	56.36	74.00	-17.64	31.14	3	Vertical	107	2.88	-

802.11b_Nss1,(1Mbps)_2TX

2437MHz_TX

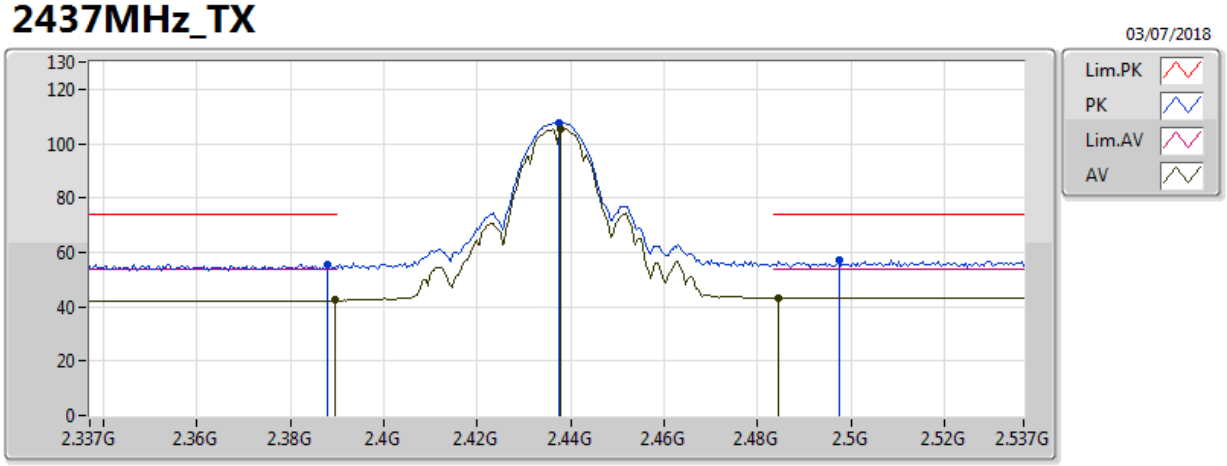

Type	Freq	Level	Limit	Margin	Factor	Dist	Condition	Azimuth	Height	Comments
	(Hz)	(dBuV/m)	(dBuV/m)	(dB)	(dB)	(m)		(°)	(m)	
AV	2.3894G	42.35	54.00	-11.65	30.77	3	Horizontal	204	1.56	-
AV	2.4378G	105.40	Inf	-Inf	30.95	3	Horizontal	204	1.56	-
AV	2.4846G	43.28	54.00	-10.72	31.12	3	Horizontal	204	1.56	-
PK	2.3878G	55.55	74.00	-18.45	30.77	3	Horizontal	204	1.56	-
PK	2.4374G	107.83	Inf	-Inf	30.94	3	Horizontal	204	1.56	-
PK	2.4974G	56.93	74.00	-17.07	31.16	3	Horizontal	204	1.56	-

802.11b_Nss1,(1Mbps)_2TX

2437MHz_TX

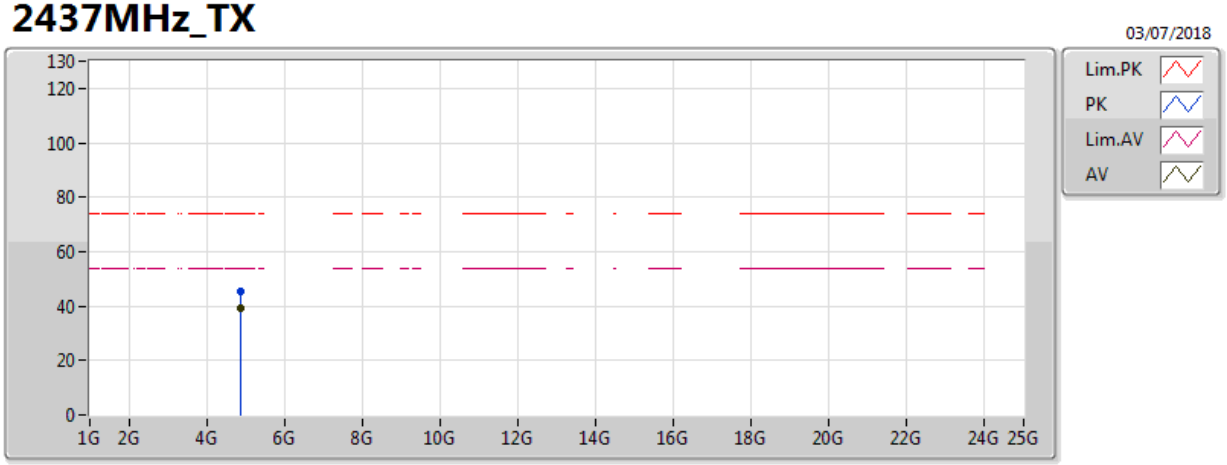

Type	Freq	Level	Limit	Margin	Factor	Dist	Condition	Azimuth	Height	Comments
	(Hz)	(dBuV/m)	(dBuV/m)	(dB)	(dB)	(m)		(°)	(m)	
AV	4.87406G	39.17	54.00	-14.83	2.26	3	Vertical	198	1.01	-
PK	4.87418G	45.39	74.00	-28.61	2.26	3	Vertical	198	1.01	-

802.11b_Nss1,(1Mbps)_2TX

2437MHz_TX

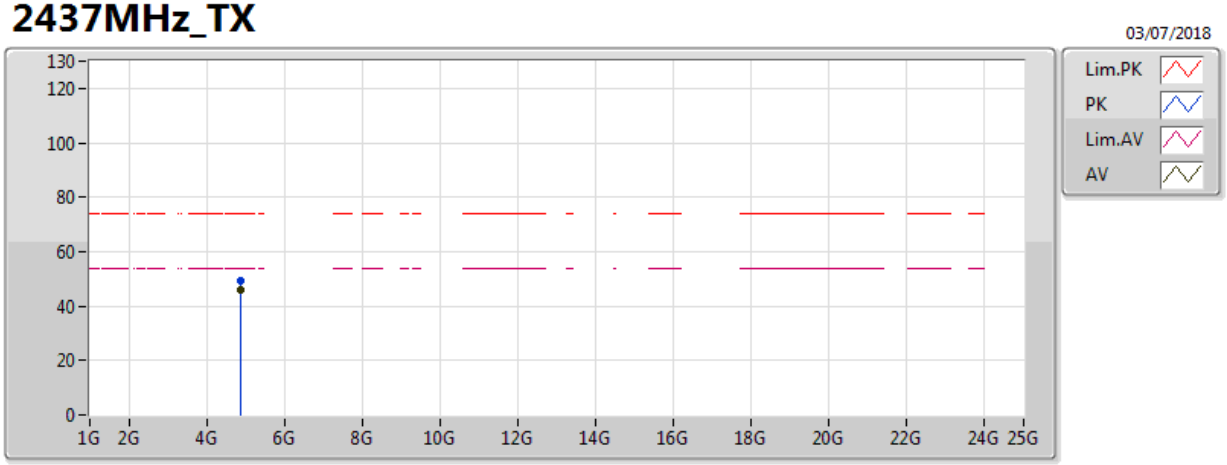

Type	Freq	Level	Limit	Margin	Factor	Dist	Condition	Azimuth	Height	Comments
	(Hz)	(dBuV/m)	(dBuV/m)	(dB)	(dB)	(m)		(°)	(m)	
AV	4.87406G	45.83	54.00	-8.17	2.26	3	Horizontal	154	1.01	-
PK	4.87394G	49.55	74.00	-24.45	2.25	3	Horizontal	154	1.01	-

802.11b_Nss1,(1Mbps)_2TX

2452MHz_TX

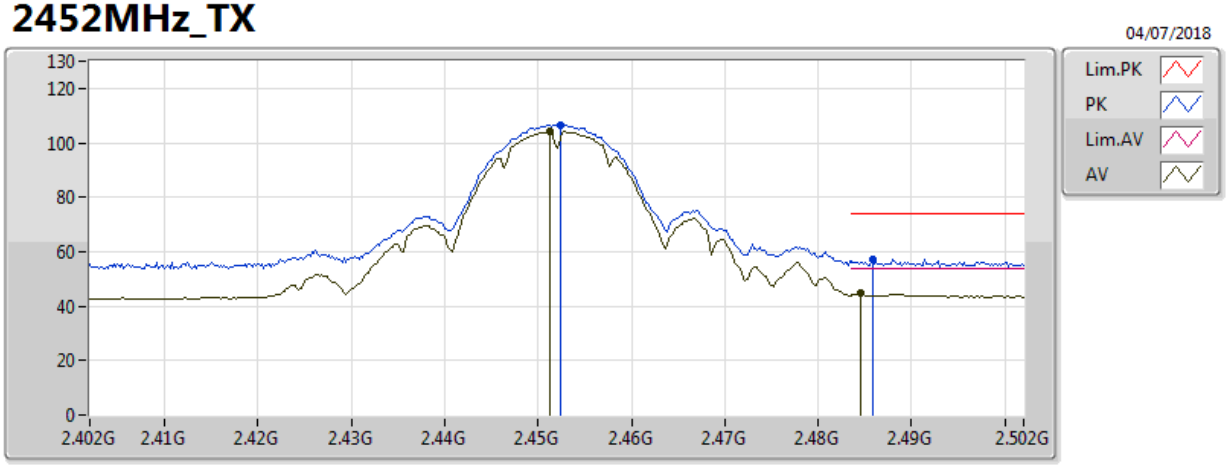

Type	Freq	Level	Limit	Margin	Factor	Dist	Condition	Azimuth	Height	Comments
	(Hz)	(dBuV/m)	(dBuV/m)	(dB)	(dB)	(m)		(°)	(m)	
AV	2.4512G	104.12	Inf	-Inf	30.99	3	Vertical	99	3.19	-
AV	2.4846G	44.56	54.00	-9.44	31.12	3	Vertical	99	3.19	-
PK	2.4524G	106.45	Inf	-Inf	31.00	3	Vertical	99	3.19	-
PK	2.4858G	57.15	74.00	-16.85	31.12	3	Vertical	99	3.19	-

802.11b_Nss1,(1Mbps)_2TX

2452MHz_TX

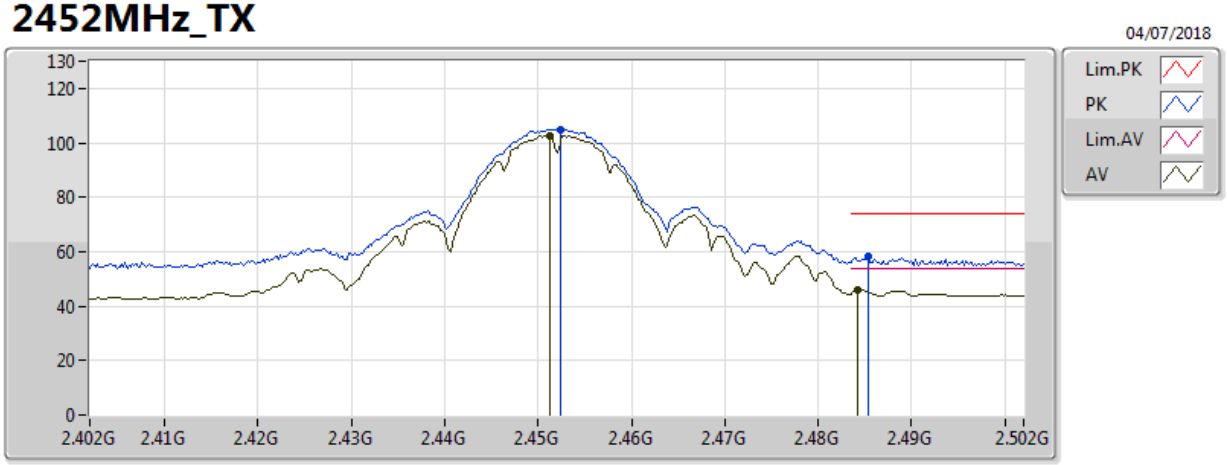

Type	Freq	Level	Limit	Margin	Factor	Dist	Condition	Azimuth	Height	Comments
	(Hz)	(dBuV/m)	(dBuV/m)	(dB)	(dB)	(m)		(°)	(m)	
AV	2.4512G	102.69	Inf	-Inf	30.99	3	Horizontal	44	1.50	-
AV	2.4842G	46.04	54.00	-7.96	31.12	3	Horizontal	44	1.50	-
PK	2.4524G	105.02	Inf	-Inf	31.00	3	Horizontal	44	1.50	-
PK	2.4854G	58.05	74.00	-15.95	31.12	3	Horizontal	44	1.50	-

802.11b_Nss1,(1Mbps)_2TX

2457MHz_TX

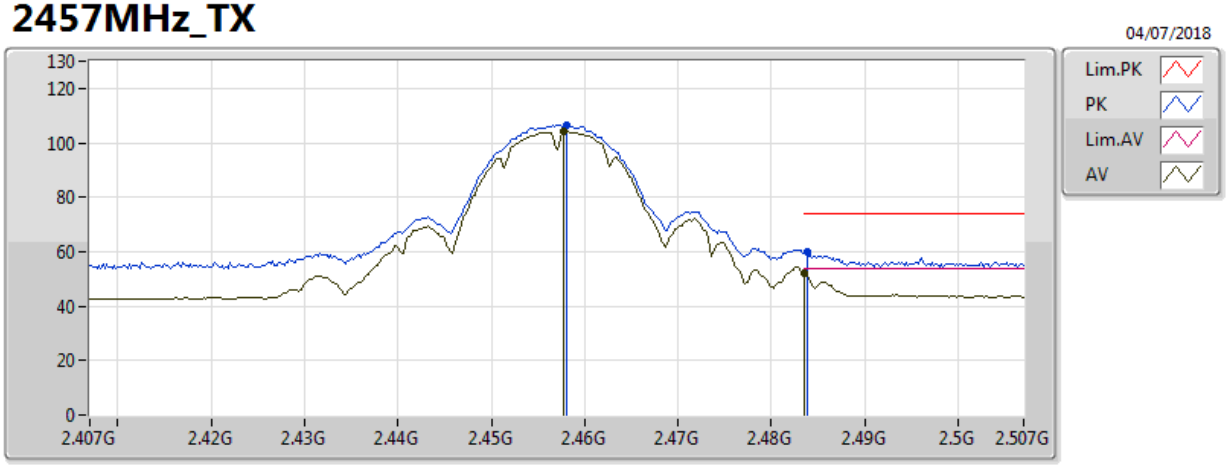

Type	Freq	Level	Limit	Margin	Factor	Dist	Condition	Azimuth	Height	Comments
	(Hz)	(dBuV/m)	(dBuV/m)	(dB)	(dB)	(m)		(°)	(m)	
AV	2.4578G	103.97	Inf	-Inf	31.02	3	Vertical	100	3.19	-
AV	2.483502G	52.33	54.00	-1.67	31.11	3	Vertical	100	3.19	-
PK	2.458G	106.40	Inf	-Inf	31.02	3	Vertical	100	3.19	-
PK	2.4838G	59.88	74.00	-14.12	31.11	3	Vertical	100	3.19	-

802.11b_Nss1,(1Mbps)_2TX

2457MHz_TX

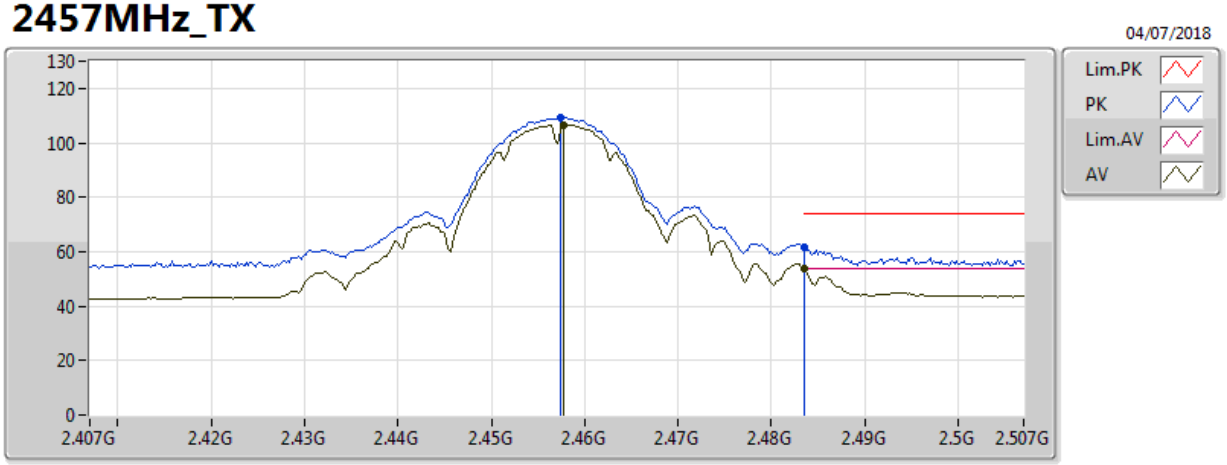

Type	Freq	Level	Limit	Margin	Factor	Dist	Condition	Azimuth	Height	Comments
	(Hz)	(dBuV/m)	(dBuV/m)	(dB)	(dB)	(m)		(°)	(m)	
AV	2.4578G	106.46	Inf	-Inf	31.02	3	Horizontal	201	3.19	-
AV	2.483502G	53.76	54.00	-0.24	31.11	3	Horizontal	201	3.19	-
PK	2.4574G	109.09	Inf	-Inf	31.02	3	Horizontal	201	3.19	-
PK	2.483502G	61.36	74.00	-12.64	31.11	3	Horizontal	201	3.19	-

802.11b_Nss1,(1Mbps)_2TX

2462MHz_TX

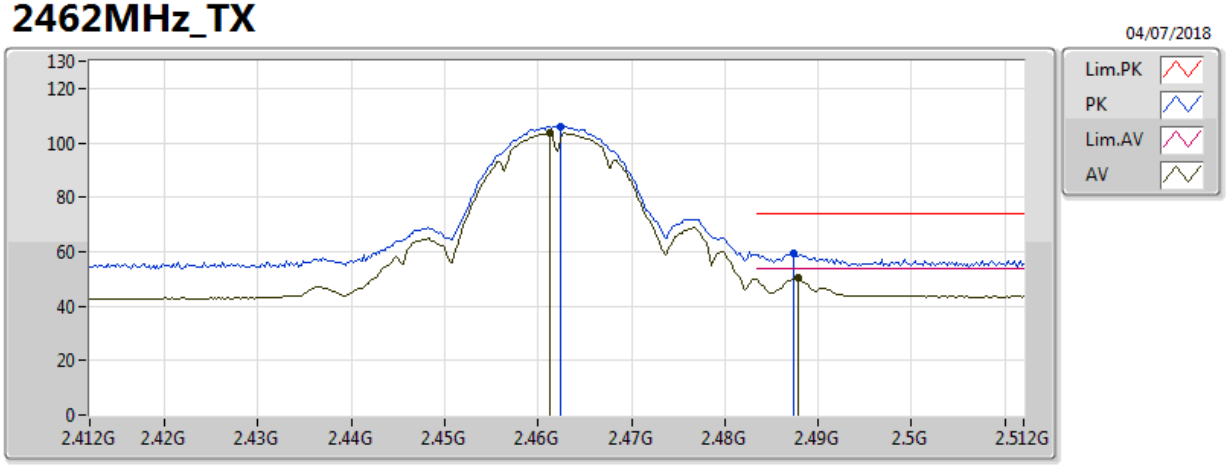

Type	Freq	Level	Limit	Margin	Factor	Dist	Condition	Azimuth	Height	Comments
	(Hz)	(dBuV/m)	(dBuV/m)	(dB)	(dB)	(m)		(°)	(m)	
AV	2.4612G	103.49	Inf	-Inf	31.03	3	Vertical	101	3.17	-
AV	2.4878G	50.18	54.00	-3.82	31.13	3	Vertical	101	3.17	-
PK	2.4624G	105.88	Inf	-Inf	31.03	3	Vertical	101	3.17	-
PK	2.4874G	59.35	74.00	-14.65	31.12	3	Vertical	101	3.17	-

802.11b_Nss1,(1Mbps)_2TX

2462MHz_TX

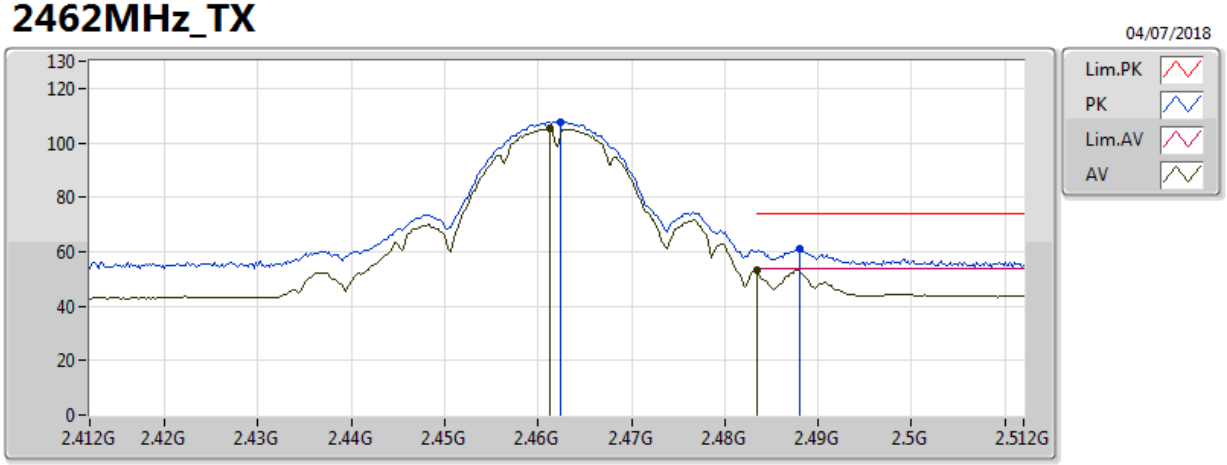

Type	Freq	Level	Limit	Margin	Factor	Dist	Condition	Azimuth	Height	Comments
	(Hz)	(dBuV/m)	(dBuV/m)	(dB)	(dB)	(m)		(°)	(m)	
AV	2.4612G	105.14	Inf	-Inf	31.03	3	Horizontal	210	1.56	-
AV	2.483502G	53.16	54.00	-0.84	31.11	3	Horizontal	210	1.56	-
PK	2.4624G	107.48	Inf	-Inf	31.03	3	Horizontal	210	1.56	-
PK	2.488G	60.93	74.00	-13.07	31.13	3	Horizontal	210	1.56	-

802.11b_Nss1,(1Mbps)_2TX

2462MHz_TX

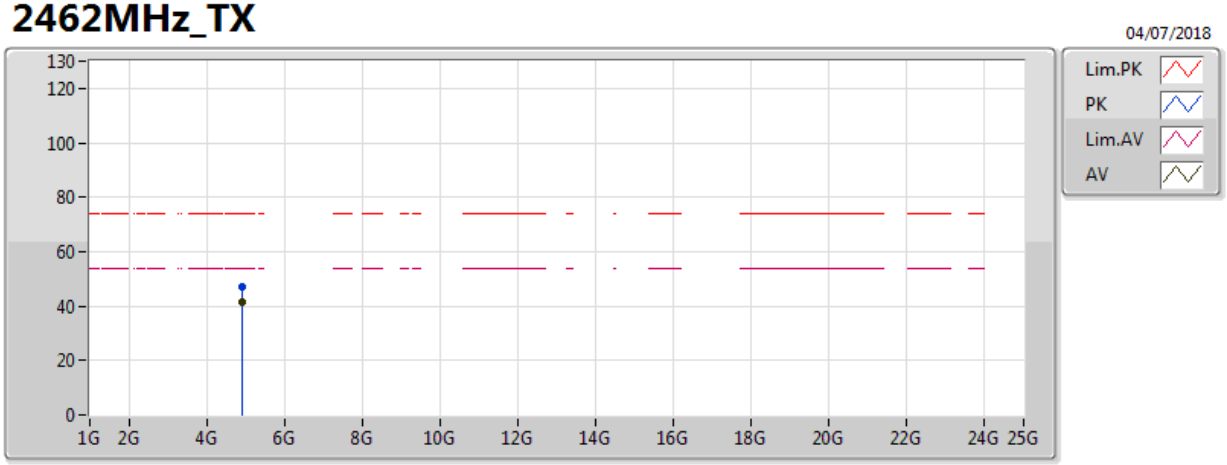

Type	Freq	Level	Limit	Margin	Factor	Dist	Condition	Azimuth	Height	Comments
	(Hz)	(dBuV/m)	(dBuV/m)	(dB)	(dB)	(m)		(°)	(m)	
AV	4.92406G	41.47	54.00	-12.53	2.38	3	Vertical	303	3.16	-
PK	4.924G	46.96	74.00	-27.04	2.38	3	Vertical	303	3.16	-

802.11b_Nss1,(1Mbps)_2TX

2462MHz_TX

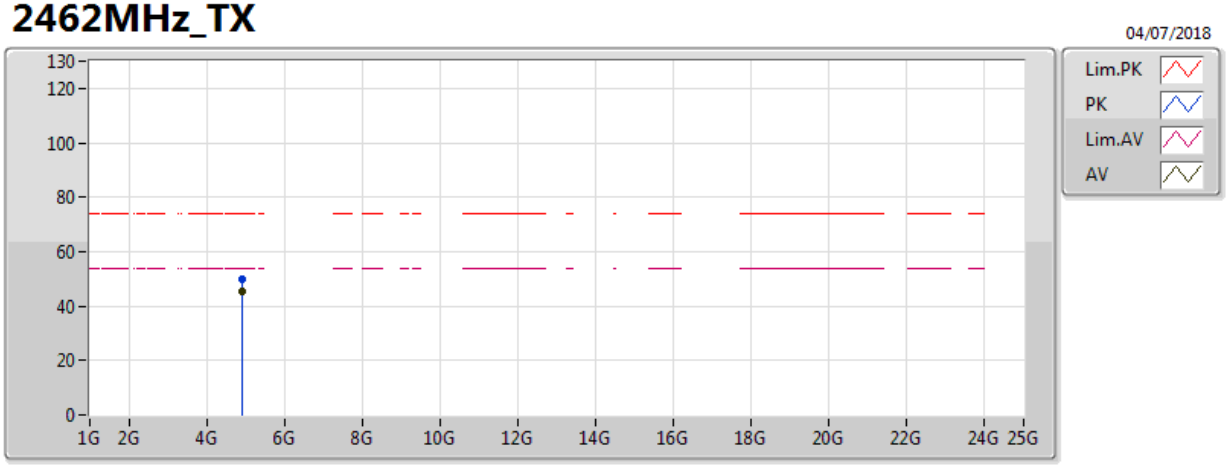

Type	Freq	Level	Limit	Margin	Factor	Dist	Condition	Azimuth	Height	Comments
	(Hz)	(dBuV/m)	(dBuV/m)	(dB)	(dB)	(m)		(°)	(m)	
AV	4.92406G	45.45	54.00	-8.55	2.38	3	Horizontal	155	1.00	-
PK	4.924G	49.61	74.00	-24.39	2.38	3	Horizontal	155	1.00	-

802.11g_Nss1,(6Mbps)_2TX

2412MHz_TX

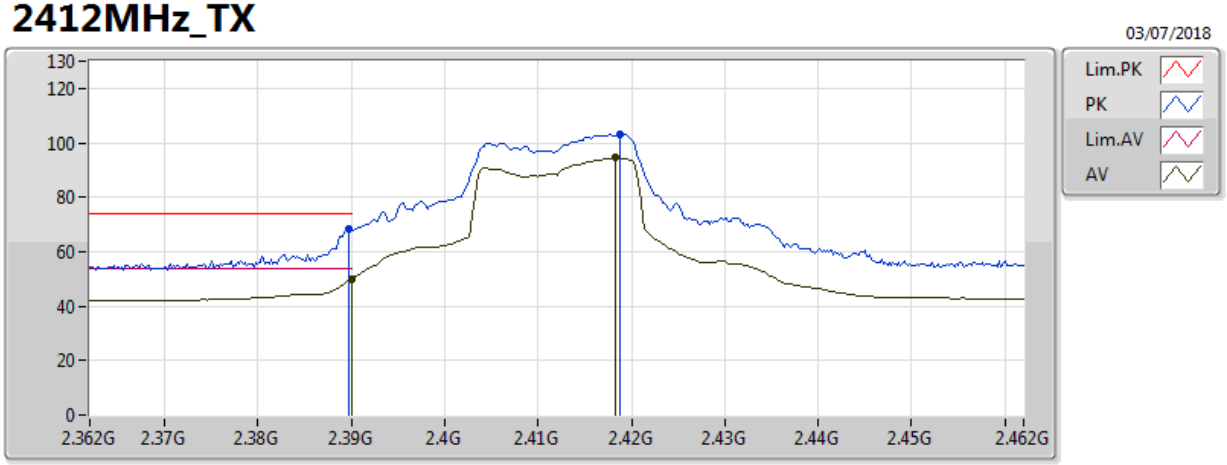

Type	Freq	Level	Limit	Margin	Factor	Dist	Condition	Azimuth	Height	Comments
	(Hz)	(dBuV/m)	(dBuV/m)	(dB)	(dB)	(m)		(°)	(m)	
AV	2.389998G	50.13	54.00	-3.87	30.77	3	Vertical	304	2.94	-
AV	2.4182G	94.82	Inf	-Inf	30.88	3	Vertical	304	2.94	-
PK	2.3898G	68.24	74.00	-5.76	30.77	3	Vertical	304	2.94	-
PK	2.4188G	103.24	Inf	-Inf	30.88	3	Vertical	304	2.94	-

802.11g_Nss1,(6Mbps)_2TX

2412MHz_TX

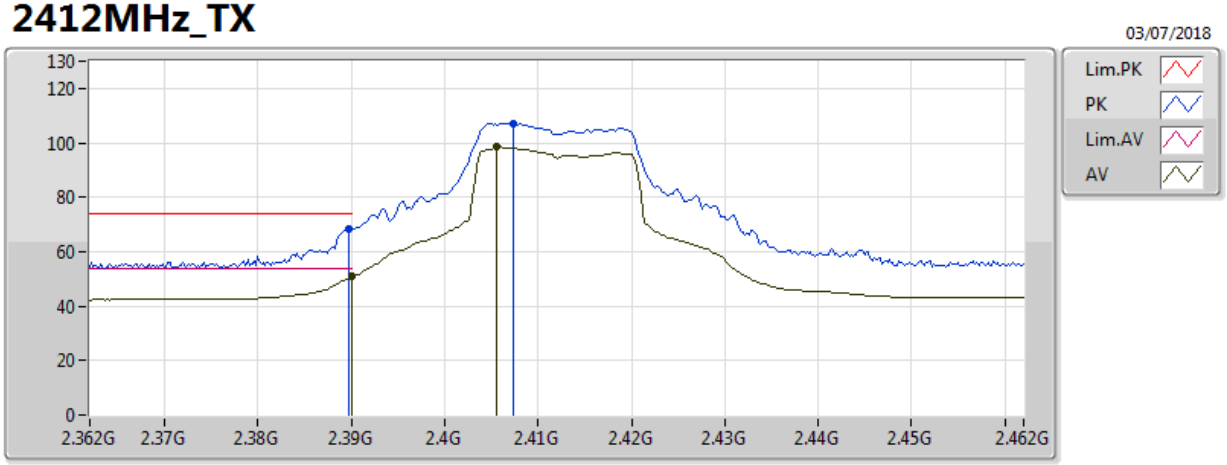

Type	Freq	Level	Limit	Margin	Factor	Dist	Condition	Azimuth	Height	Comments
	(Hz)	(dBuV/m)	(dBuV/m)	(dB)	(dB)	(m)		(°)	(m)	
AV	2.389998G	50.76	54.00	-3.24	30.77	3	Horizontal	157	1.12	-
AV	2.4056G	98.47	Inf	-Inf	30.83	3	Horizontal	157	1.12	-
PK	2.3898G	68.44	74.00	-5.56	30.77	3	Horizontal	157	1.12	-
PK	2.4074G	107.27	Inf	-Inf	30.84	3	Horizontal	157	1.12	-

802.11g_Nss1,(6Mbps)_2TX

2412MHz_TX

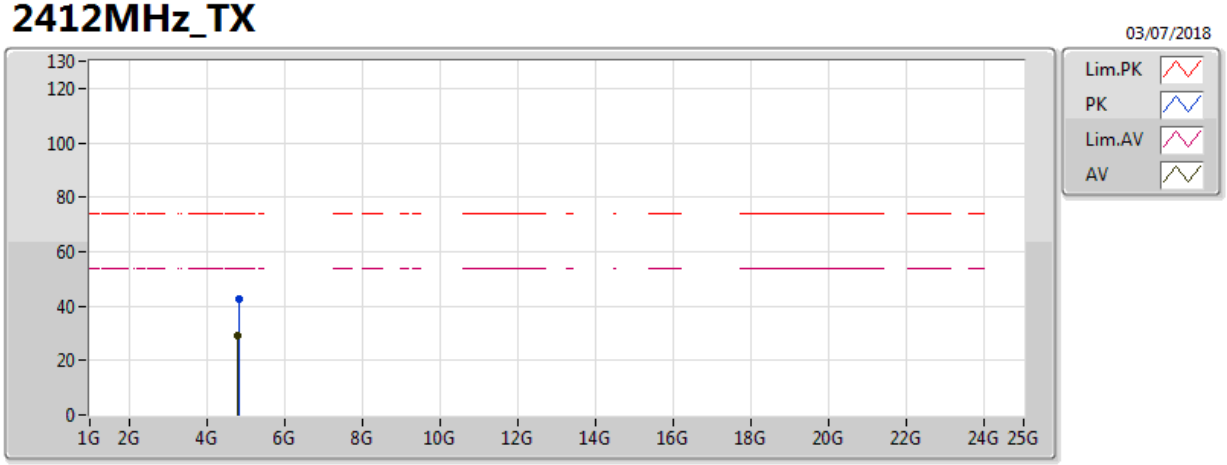

Type	Freq	Level	Limit	Margin	Factor	Dist	Condition	Azimuth	Height	Comments
	(Hz)	(dBuV/m)	(dBuV/m)	(dB)	(dB)	(m)		(°)	(m)	
AV	4.80936G	29.14	54.00	-24.86	2.09	3	Vertical	145	1.06	-
PK	4.81992G	42.76	74.00	-31.24	2.12	3	Vertical	145	1.06	-

802.11g_Nss1,(6Mbps)_2TX

2412MHz_TX

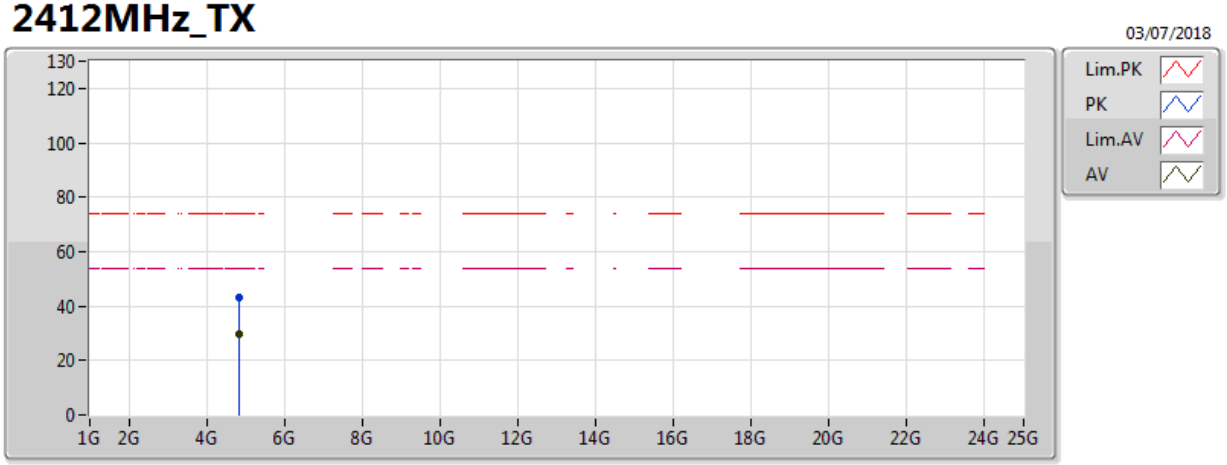

Type	Freq	Level	Limit	Margin	Factor	Dist	Condition	Azimuth	Height	Comments
	(Hz)	(dBuV/m)	(dBuV/m)	(dB)	(dB)	(m)		(°)	(m)	
AV	4.8297G	29.48	54.00	-24.52	2.14	3	Horizontal	357	1.50	-
PK	4.83138G	43.17	74.00	-30.83	2.15	3	Horizontal	357	1.50	-

802.11g_Nss1,(6Mbps)_2TX

2437MHz_TX

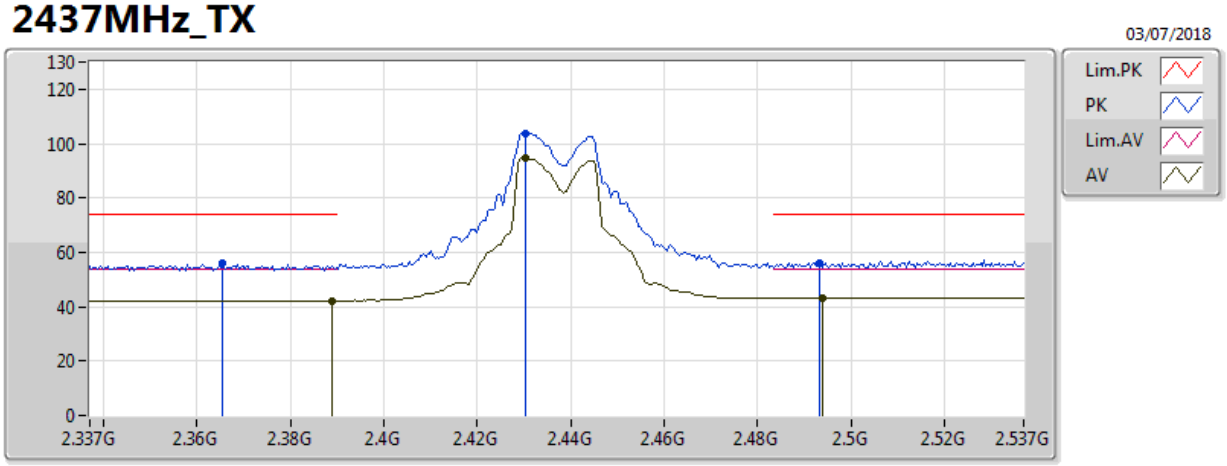

Type	Freq	Level	Limit	Margin	Factor	Dist	Condition	Azimuth	Height	Comments
	(Hz)	(dBuV/m)	(dBuV/m)	(dB)	(dB)	(m)		(°)	(m)	
AV	2.389G	42.21	54.00	-11.79	30.77	3	Vertical	105	2.89	-
AV	2.4302G	94.77	Inf	-Inf	30.92	3	Vertical	105	2.89	-
AV	2.4938G	43.02	54.00	-10.98	31.15	3	Vertical	105	2.89	-
PK	2.3654G	56.17	74.00	-17.83	30.69	3	Vertical	105	2.89	-
PK	2.4302G	103.78	Inf	-Inf	30.92	3	Vertical	105	2.89	-
PK	2.4934G	56.08	74.00	-17.92	31.14	3	Vertical	105	2.89	-

802.11g_Nss1,(6Mbps)_2TX

2437MHz_TX

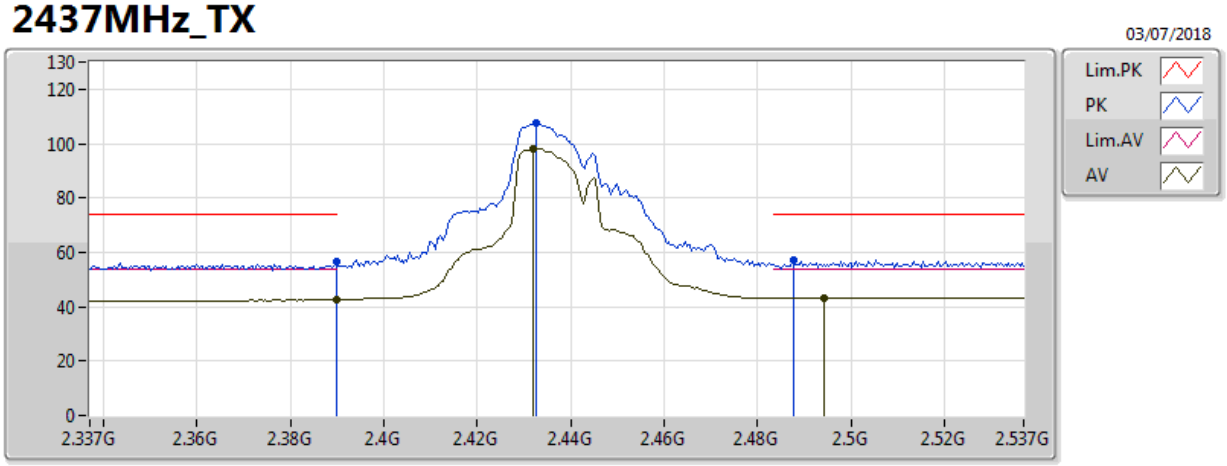

Type	Freq	Level	Limit	Margin	Factor	Dist	Condition	Azimuth	Height	Comments
	(Hz)	(dBuV/m)	(dBuV/m)	(dB)	(dB)	(m)		(°)	(m)	
AV	2.3898G	42.50	54.00	-11.50	30.77	3	Horizontal	76	1.11	-
AV	2.4318G	98.14	Inf	-Inf	30.92	3	Horizontal	76	1.11	-
AV	2.4942G	43.08	54.00	-10.92	31.15	3	Horizontal	76	1.11	-
PK	2.3898G	56.57	74.00	-17.43	30.77	3	Horizontal	76	1.11	-
PK	2.4326G	107.33	Inf	-Inf	30.93	3	Horizontal	76	1.11	-
PK	2.4878G	57.06	74.00	-16.94	31.13	3	Horizontal	76	1.11	-

802.11g_Nss1,(6Mbps)_2TX

2437MHz_TX

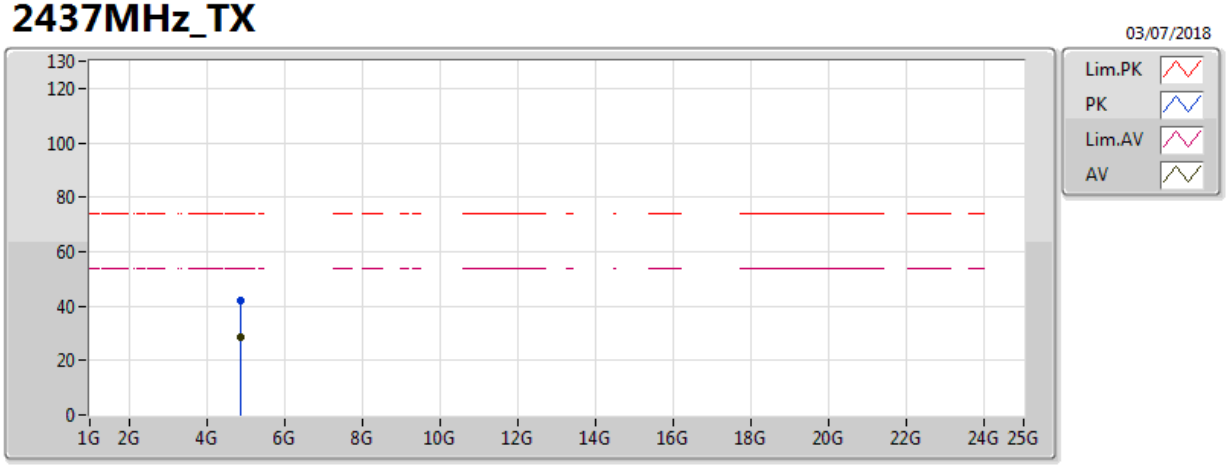

Type	Freq	Level	Limit	Margin	Factor	Dist	Condition	Azimuth	Height	Comments
	(Hz)	(dBuV/m)	(dBuV/m)	(dB)	(dB)	(m)		(°)	(m)	
AV	4.88468G	28.48	54.00	-25.52	2.28	3	Vertical	18	3.13	-
PK	4.86242G	42.18	74.00	-31.82	2.23	3	Vertical	18	3.13	-

802.11g_Nss1,(6Mbps)_2TX

2437MHz_TX

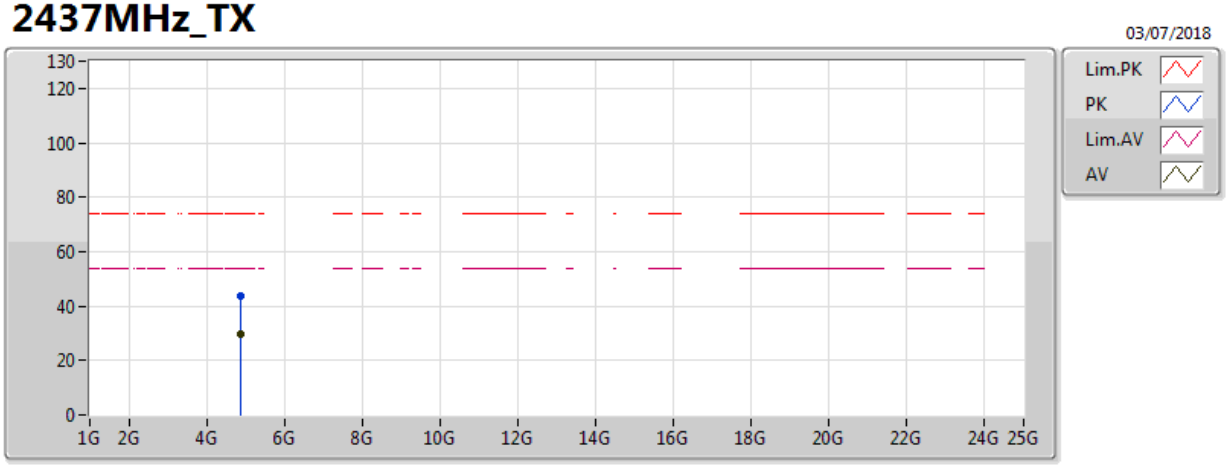

Type	Freq	Level	Limit	Margin	Factor	Dist	Condition	Azimuth	Height	Comments
	(Hz)	(dBuV/m)	(dBuV/m)	(dB)	(dB)	(m)		(°)	(m)	
AV	4.87406G	29.75	54.00	-24.25	2.26	3	Horizontal	0	1.01	-
PK	4.87232G	43.57	74.00	-30.43	2.25	3	Horizontal	0	1.01	-

802.11g_Nss1,(6Mbps)_2TX

2457MHz_TX

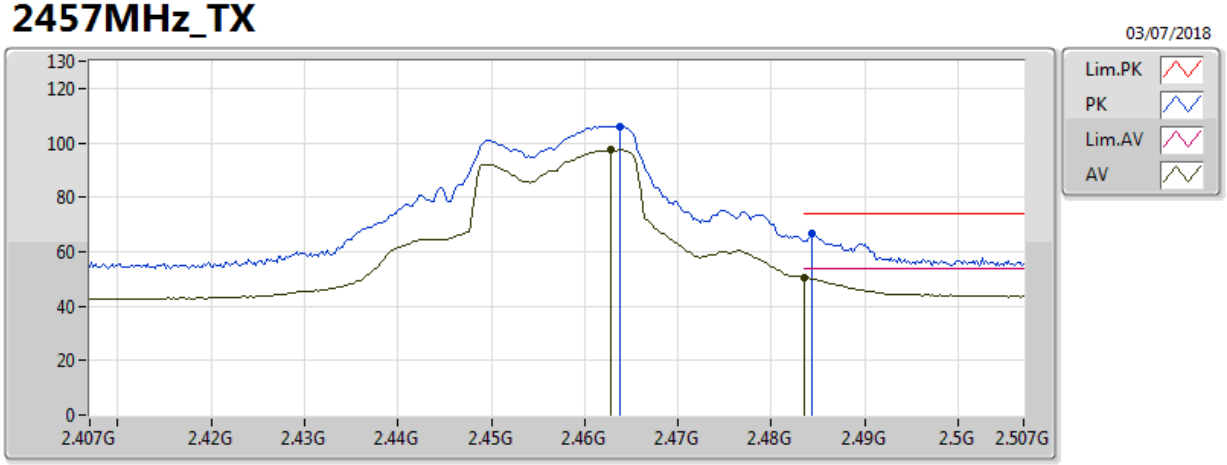

Type	Freq	Level	Limit	Margin	Factor	Dist	Condition	Azimuth	Height	Comments
	(Hz)	(dBuV/m)	(dBuV/m)	(dB)	(dB)	(m)		(°)	(m)	
AV	2.4628G	97.30	Inf	-Inf	31.04	3	Vertical	102	3.17	-
AV	2.483502G	50.37	54.00	-3.63	31.11	3	Vertical	102	3.17	-
PK	2.4638G	106.14	Inf	-Inf	31.04	3	Vertical	102	3.17	-
PK	2.4844G	66.49	74.00	-7.51	31.12	3	Vertical	102	3.17	-

802.11g_Nss1,(6Mbps)_2TX

2457MHz_TX

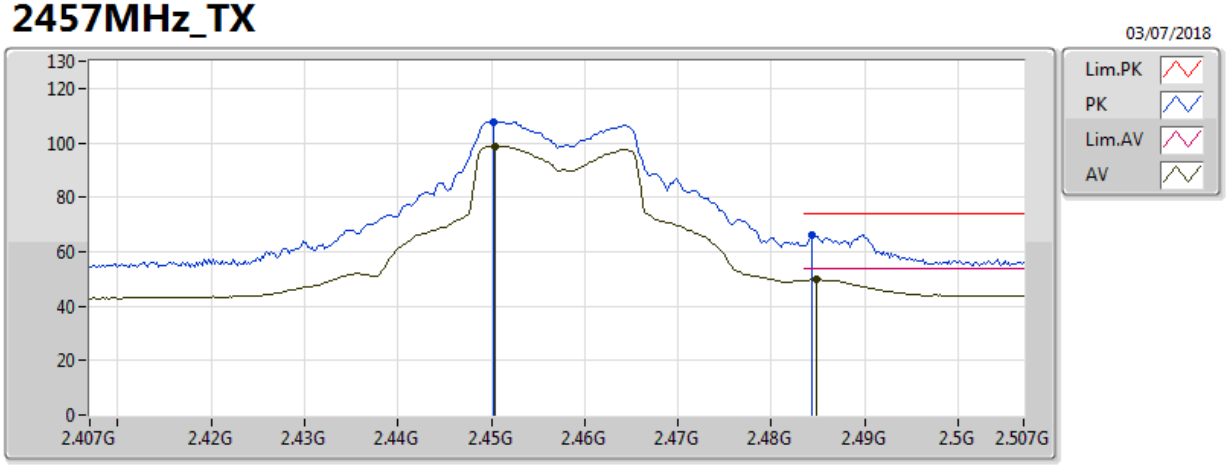

Type	Freq	Level	Limit	Margin	Factor	Dist	Condition	Azimuth	Height	Comments
	(Hz)	(dBuV/m)	(dBuV/m)	(dB)	(dB)	(m)		(°)	(m)	
AV	2.4504G	98.90	Inf	-Inf	30.99	3	Horizontal	118	1.04	-
AV	2.4848G	49.88	54.00	-4.12	31.12	3	Horizontal	118	1.04	-
PK	2.4502G	107.80	Inf	-Inf	30.99	3	Horizontal	118	1.04	-
PK	2.4844G	66.14	74.00	-7.86	31.12	3	Horizontal	118	1.04	-

802.11g_Nss1,(6Mbps)_2TX

2462MHz_TX

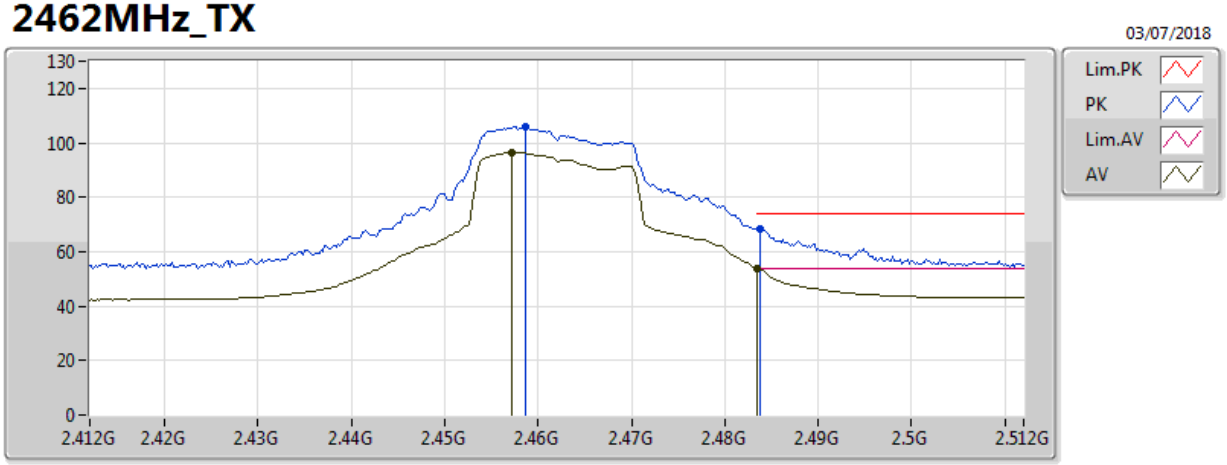

Type	Freq	Level	Limit	Margin	Factor	Dist	Condition	Azimuth	Height	Comments
	(Hz)	(dBuV/m)	(dBuV/m)	(dB)	(dB)	(m)		(°)	(m)	
AV	2.4572G	96.25	Inf	-Inf	31.02	3	Vertical	277	2.80	-
AV	2.483502G	53.80	54.00	-0.20	31.11	3	Vertical	277	2.80	-
PK	2.4586G	106.02	Inf	-Inf	31.02	3	Vertical	277	2.80	-
PK	2.4838G	68.12	74.00	-5.88	31.11	3	Vertical	277	2.80	-

802.11g_Nss1,(6Mbps)_2TX

2462MHz_TX

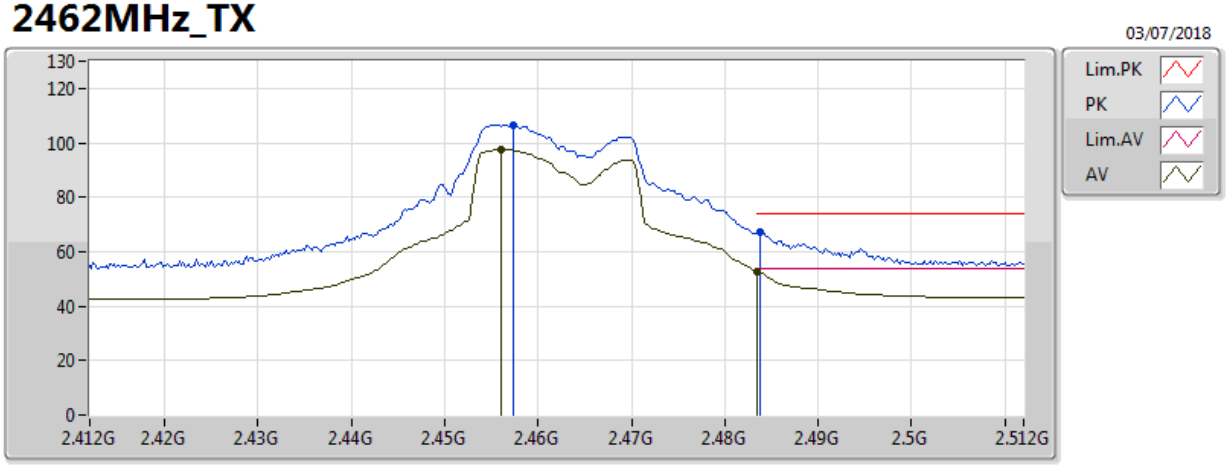

Type	Freq	Level	Limit	Margin	Factor	Dist	Condition	Azimuth	Height	Comments
	(Hz)	(dBuV/m)	(dBuV/m)	(dB)	(dB)	(m)		(°)	(m)	
AV	2.456G	97.56	Inf	-Inf	31.01	3	Horizontal	216	1.54	-
AV	2.483502G	52.82	54.00	-1.18	31.11	3	Horizontal	216	1.54	-
PK	2.4574G	106.62	Inf	-Inf	31.02	3	Horizontal	216	1.54	-
PK	2.4838G	67.05	74.00	-6.95	31.11	3	Horizontal	216	1.54	-

802.11g_Nss1,(6Mbps)_2TX

2462MHz_TX

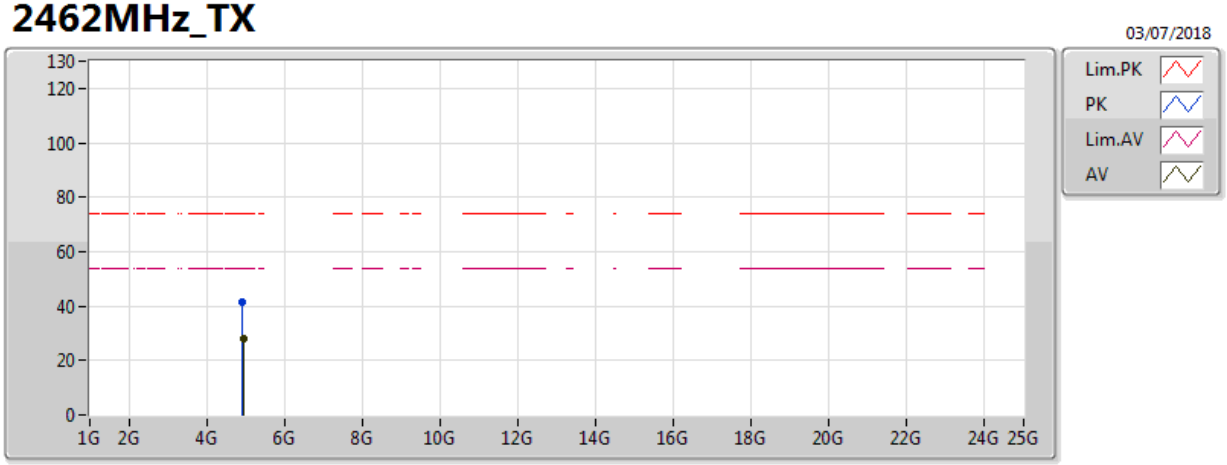

Type	Freq	Level	Limit	Margin	Factor	Dist	Condition	Azimuth	Height	Comments
	(Hz)	(dBuV/m)	(dBuV/m)	(dB)	(dB)	(m)		(°)	(m)	
AV	4.9366G	28.23	54.00	-25.77	2.41	3	Vertical	359	2.29	-
PK	4.9273G	41.74	74.00	-32.26	2.39	3	Vertical	359	2.29	-

802.11g_Nss1,(6Mbps)_2TX

2462MHz_TX

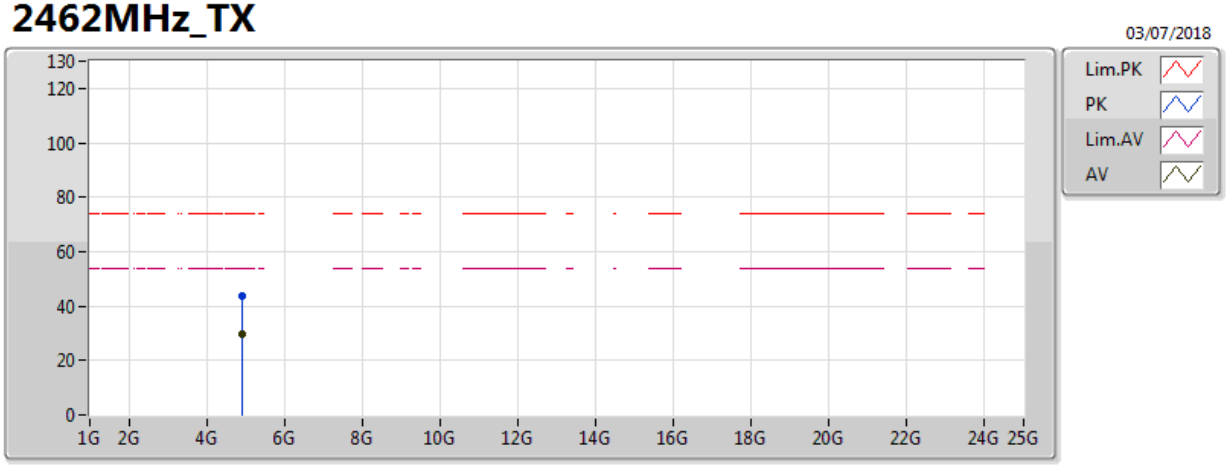

Type	Freq	Level	Limit	Margin	Factor	Dist	Condition	Azimuth	Height	Comments
	(Hz)	(dBuV/m)	(dBuV/m)	(dB)	(dB)	(m)		(°)	(m)	
AV	4.92394G	29.79	54.00	-24.21	2.38	3	Horizontal	359	1.01	-
PK	4.92358G	43.55	74.00	-30.45	2.38	3	Horizontal	359	1.01	-

802.11n HT20_Nss1,(MCS0)_2TX

2412MHz_TX

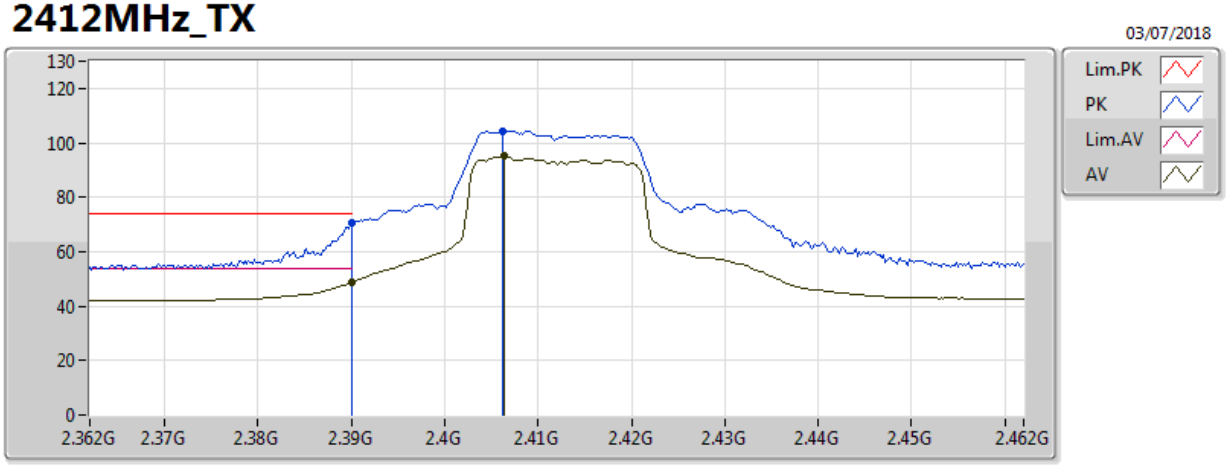

Type	Freq	Level	Limit	Margin	Factor	Dist	Condition	Azimuth	Height	Comments
	(Hz)	(dBuV/m)	(dBuV/m)	(dB)	(dB)	(m)		(°)	(m)	
AV	2.389998G	48.60	54.00	-5.40	30.77	3	Vertical	279	2.92	-
AV	2.4064G	95.04	Inf	-Inf	30.83	3	Vertical	279	2.92	-
PK	2.389998G	70.35	74.00	-3.65	30.77	3	Vertical	279	2.92	-
PK	2.4062G	104.48	Inf	-Inf	30.83	3	Vertical	279	2.92	-

802.11n HT20_Nss1,(MCS0)_2TX

2412MHz_TX

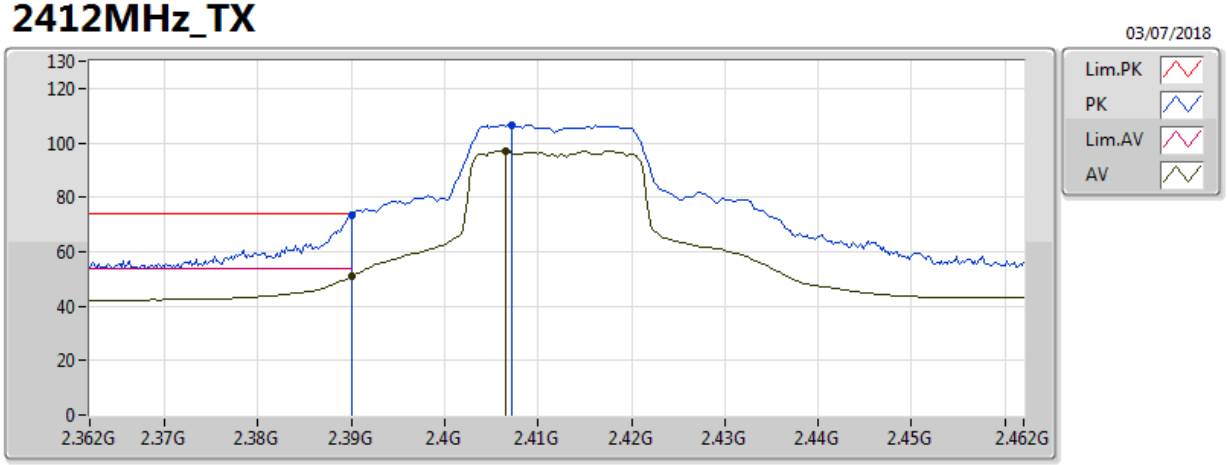

Type	Freq	Level	Limit	Margin	Factor	Dist	Condition	Azimuth	Height	Comments
	(Hz)	(dBuV/m)	(dBuV/m)	(dB)	(dB)	(m)		(°)	(m)	
AV	2.389998G	50.93	54.00	-3.07	30.77	3	Horizontal	213	1.56	-
AV	2.4066G	97.20	Inf	-Inf	30.83	3	Horizontal	213	1.56	-
PK	2.389998G	73.39	74.00	-0.61	30.77	3	Horizontal	213	1.56	-
PK	2.4072G	106.71	Inf	-Inf	30.84	3	Horizontal	213	1.56	-

802.11n HT20_Nss1,(MCS0)_2TX

2412MHz_TX

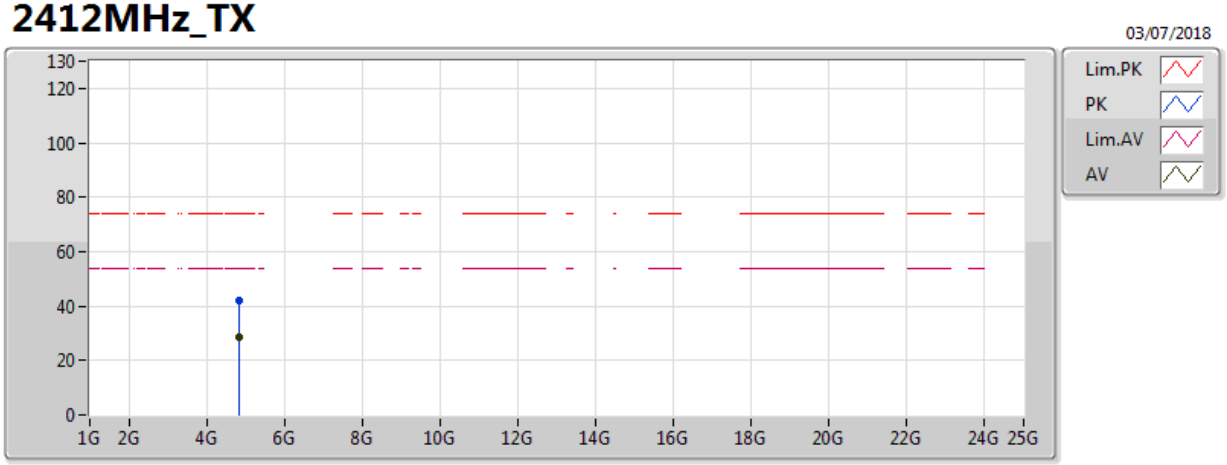

Type	Freq	Level	Limit	Margin	Factor	Dist	Condition	Azimuth	Height	Comments
	(Hz)	(dBuV/m)	(dBuV/m)	(dB)	(dB)	(m)		(°)	(m)	
AV	4.82306G	28.72	54.00	-25.28	2.13	3	Vertical	203	1.78	-
PK	4.82314G	41.91	74.00	-32.09	2.13	3	Vertical	203	1.78	-

802.11n HT20_Nss1,(MCS0)_2TX

2412MHz_TX

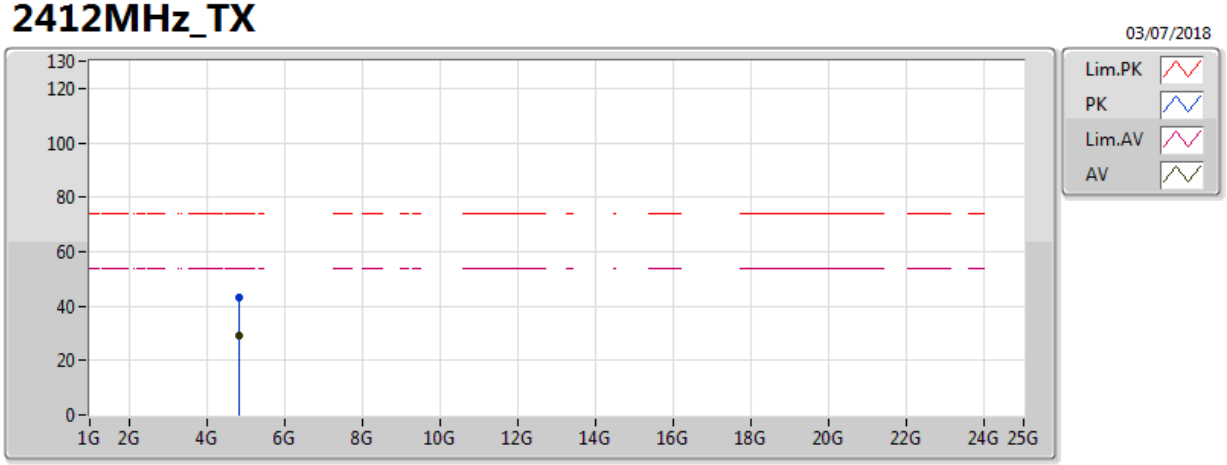

Type	Freq	Level	Limit	Margin	Factor	Dist	Condition	Azimuth	Height	Comments
	(Hz)	(dBuV/m)	(dBuV/m)	(dB)	(dB)	(m)		(°)	(m)	
AV	4.824G	29.32	54.00	-24.68	2.13	3	Horizontal	274	1.01	-
PK	4.82394G	43.38	74.00	-30.62	2.13	3	Horizontal	274	1.01	-

802.11n HT20_Nss1,(MCS0)_2TX

2417MHz_TX

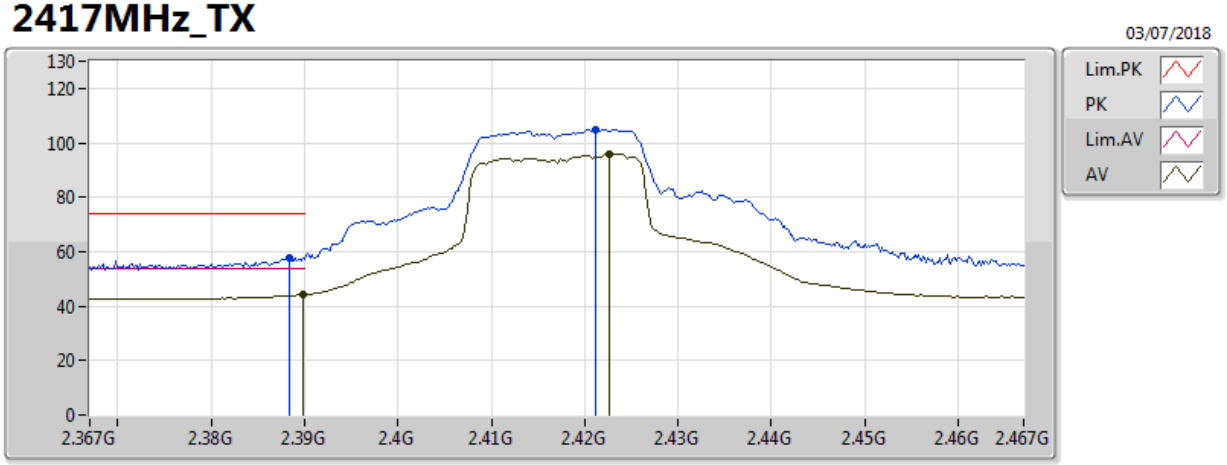

Type	Freq	Level	Limit	Margin	Factor	Dist	Condition	Azimuth	Height	Comments
	(Hz)	(dBuV/m)	(dBuV/m)	(dB)	(dB)	(m)		(°)	(m)	
AV	2.3898G	44.33	54.00	-9.67	30.77	3	Vertical	89	3.19	-
AV	2.4226G	96.00	Inf	-Inf	30.89	3	Vertical	89	3.19	-
PK	2.3884G	57.92	74.00	-16.08	30.77	3	Vertical	89	3.19	-
PK	2.4212G	104.93	Inf	-Inf	30.89	3	Vertical	89	3.19	-

802.11n HT20_Nss1,(MCS0)_2TX

2417MHz_TX

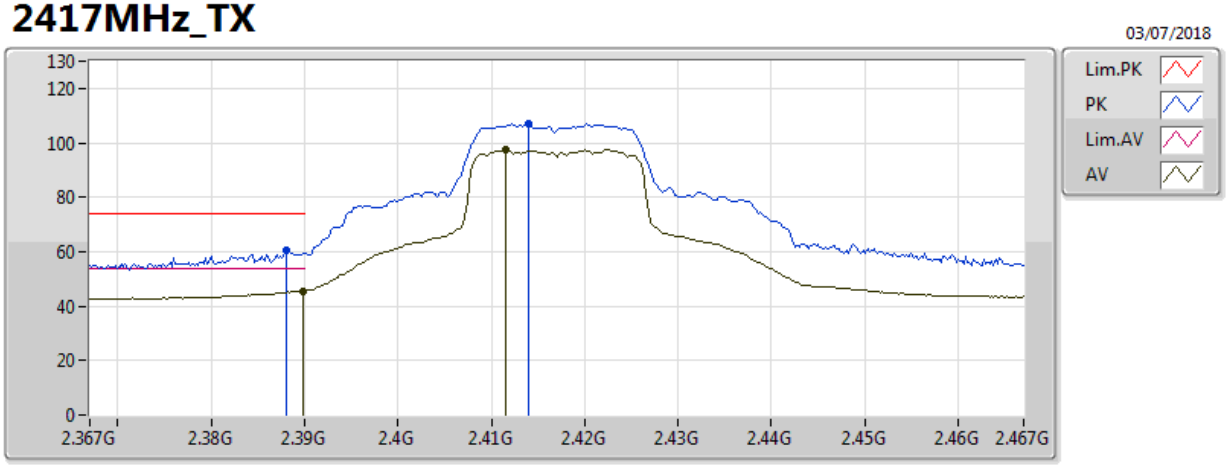

Type	Freq	Level	Limit	Margin	Factor	Dist	Condition	Azimuth	Height	Comments
	(Hz)	(dBuV/m)	(dBuV/m)	(dB)	(dB)	(m)		(°)	(m)	
AV	2.3898G	45.52	54.00	-8.48	30.77	3	Horizontal	147	1.50	-
AV	2.4116G	97.36	Inf	-Inf	30.85	3	Horizontal	147	1.50	-
PK	2.388G	60.61	74.00	-13.39	30.77	3	Horizontal	147	1.50	-
PK	2.414G	106.78	Inf	-Inf	30.86	3	Horizontal	147	1.50	-

802.11n HT20_Nss1,(MCS0)_2TX

2437MHz_TX

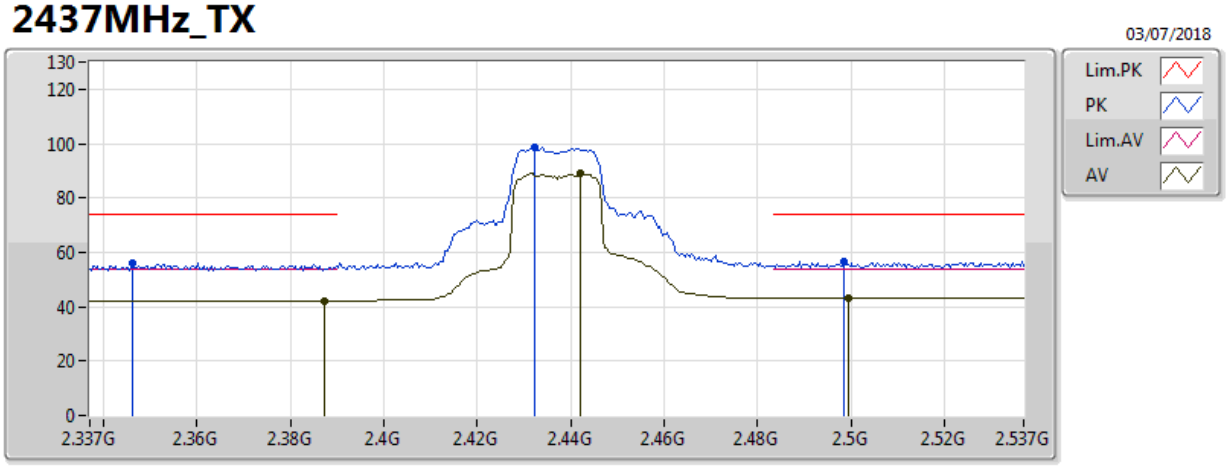

Type	Freq	Level	Limit	Margin	Factor	Dist	Condition	Azimuth	Height	Comments
	(Hz)	(dBuV/m)	(dBuV/m)	(dB)	(dB)	(m)		(°)	(m)	
AV	2.3874G	42.18	54.00	-11.82	30.76	3	Vertical	60	2.61	-
AV	2.4422G	88.88	Inf	-Inf	30.96	3	Vertical	60	2.61	-
AV	2.4994G	42.98	54.00	-11.02	31.17	3	Vertical	60	2.61	-
PK	2.3462G	56.09	74.00	-17.91	30.62	3	Vertical	60	2.61	-
PK	2.4322G	98.43	Inf	-Inf	30.93	3	Vertical	60	2.61	-
PK	2.4986G	56.59	74.00	-17.41	31.17	3	Vertical	60	2.61	-

802.11n HT20_Nss1,(MCS0)_2TX

2437MHz_TX

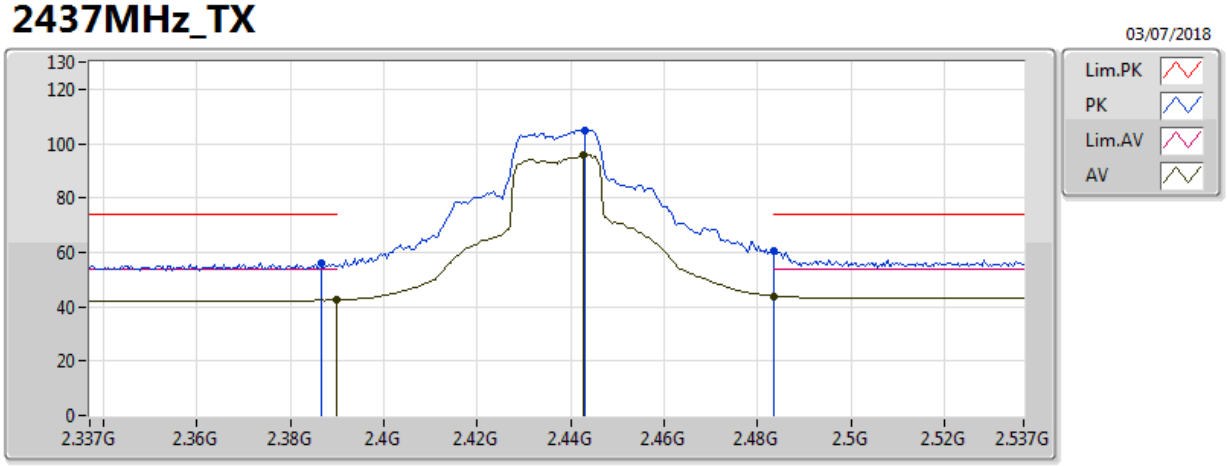

Type	Freq	Level	Limit	Margin	Factor	Dist	Condition	Azimuth	Height	Comments
	(Hz)	(dBuV/m)	(dBuV/m)	(dB)	(dB)	(m)		(°)	(m)	
AV	2.3898G	42.48	54.00	-11.52	30.77	3	Horizontal	206	1.50	-
AV	2.4426G	95.89	Inf	-Inf	30.96	3	Horizontal	206	1.50	-
AV	2.483502G	43.94	54.00	-10.06	31.11	3	Horizontal	206	1.50	-
PK	2.3866G	55.82	74.00	-18.18	30.76	3	Horizontal	206	1.50	-
PK	2.443G	104.84	Inf	-Inf	30.96	3	Horizontal	206	1.50	-
PK	2.483502G	60.56	74.00	-13.44	31.11	3	Horizontal	206	1.50	-

802.11n HT20_Nss1,(MCS0)_2TX

2437MHz_TX

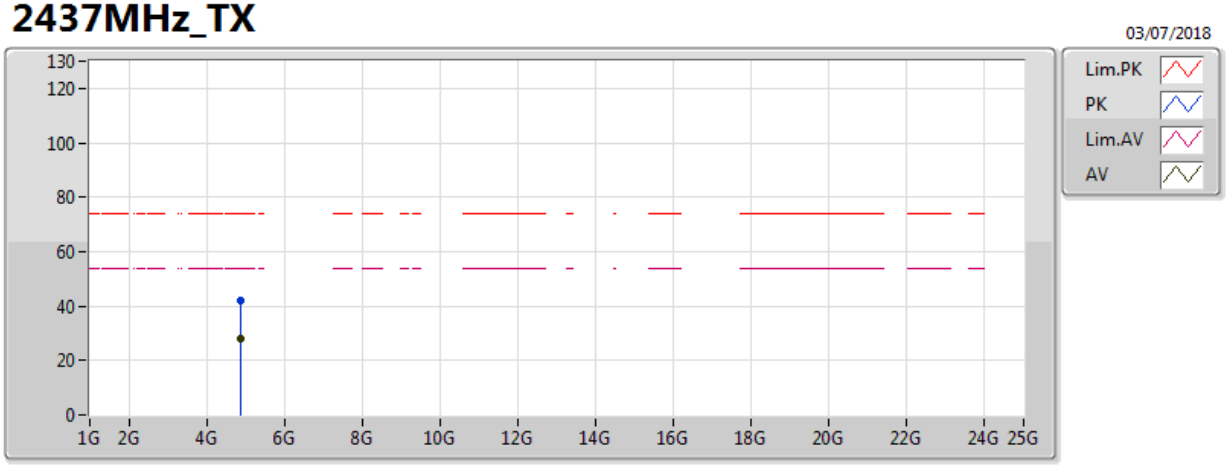

Type	Freq	Level	Limit	Margin	Factor	Dist	Condition	Azimuth	Height	Comments
	(Hz)	(dBuV/m)	(dBuV/m)	(dB)	(dB)	(m)		(°)	(m)	
AV	4.87546G	28.26	54.00	-25.74	2.26	3	Vertical	36	1.50	-
PK	4.8751G	41.76	74.00	-32.24	2.26	3	Vertical	36	1.50	-

802.11n HT20_Nss1,(MCS0)_2TX

2437MHz_TX

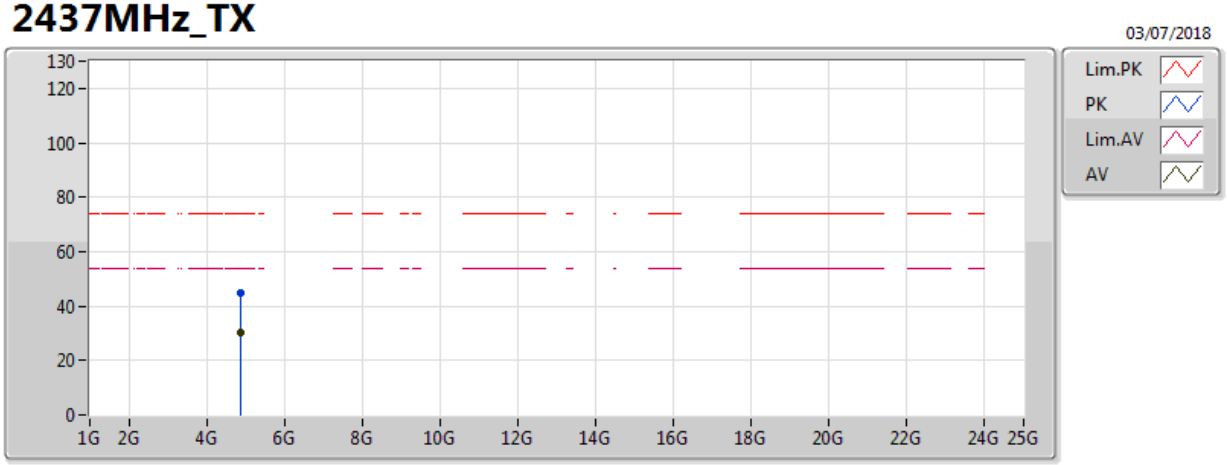

Type	Freq	Level	Limit	Margin	Factor	Dist	Condition	Azimuth	Height	Comments
	(Hz)	(dBuV/m)	(dBuV/m)	(dB)	(dB)	(m)		(°)	(m)	
AV	4.87406G	30.51	54.00	-23.49	2.26	3	Horizontal	157	1.01	-
PK	4.87766G	44.83	74.00	-29.17	2.26	3	Horizontal	157	1.01	-

802.11n HT20_Nss1,(MCS0)_2TX

2457MHz_TX

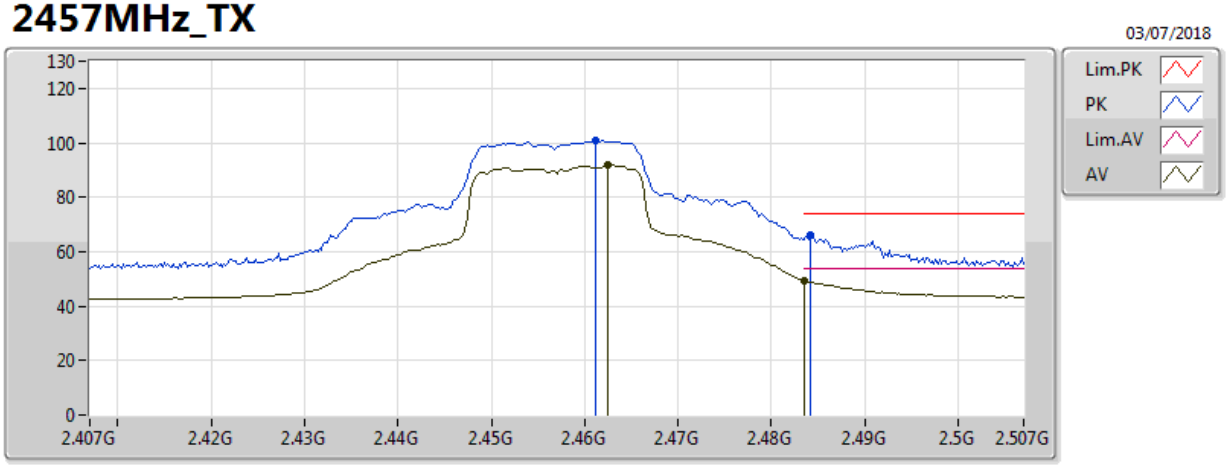

Type	Freq	Level	Limit	Margin	Factor	Dist	Condition	Azimuth	Height	Comments
	(Hz)	(dBuV/m)	(dBuV/m)	(dB)	(dB)	(m)		(°)	(m)	
AV	2.4624G	91.97	Inf	-Inf	31.03	3	Vertical	139	3.19	-
AV	2.483502G	49.14	54.00	-4.86	31.11	3	Vertical	139	3.19	-
PK	2.4612G	101.06	Inf	-Inf	31.03	3	Vertical	139	3.19	-
PK	2.4842G	65.94	74.00	-8.06	31.12	3	Vertical	139	3.19	-

802.11n HT20_Nss1,(MCS0)_2TX

2457MHz_TX

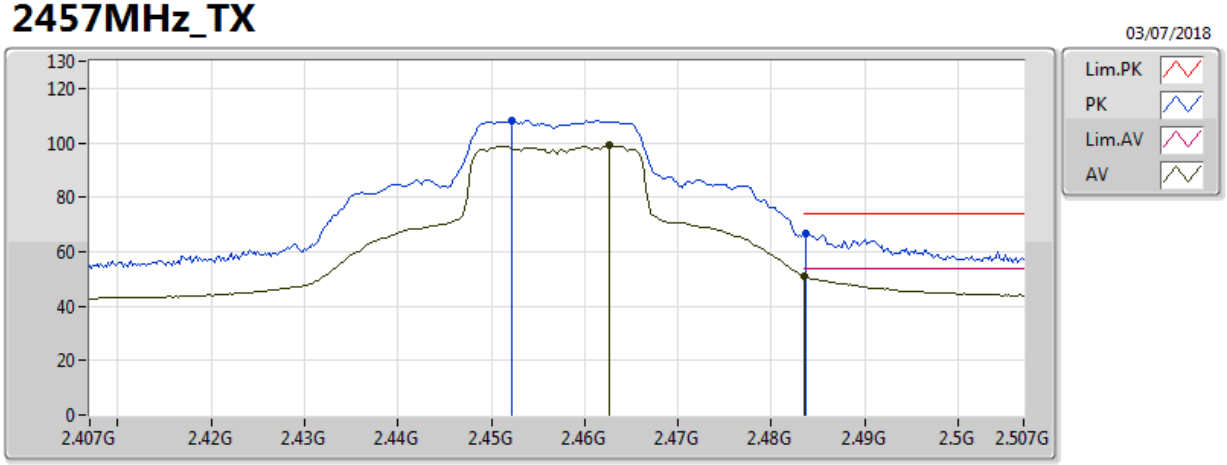

Type	Freq	Level	Limit	Margin	Factor	Dist	Condition	Azimuth	Height	Comments
	(Hz)	(dBuV/m)	(dBuV/m)	(dB)	(dB)	(m)		(°)	(m)	
AV	2.4626G	98.96	Inf	-Inf	31.04	3	Horizontal	148	1.01	-
AV	2.483502G	51.01	54.00	-2.99	31.11	3	Horizontal	148	1.01	-
PK	2.4522G	108.14	Inf	-Inf	31.00	3	Horizontal	148	1.01	-
PK	2.4836G	66.52	74.00	-7.48	31.11	3	Horizontal	148	1.01	-

802.11n HT20_Nss1,(MCS0)_2TX

2462MHz_TX

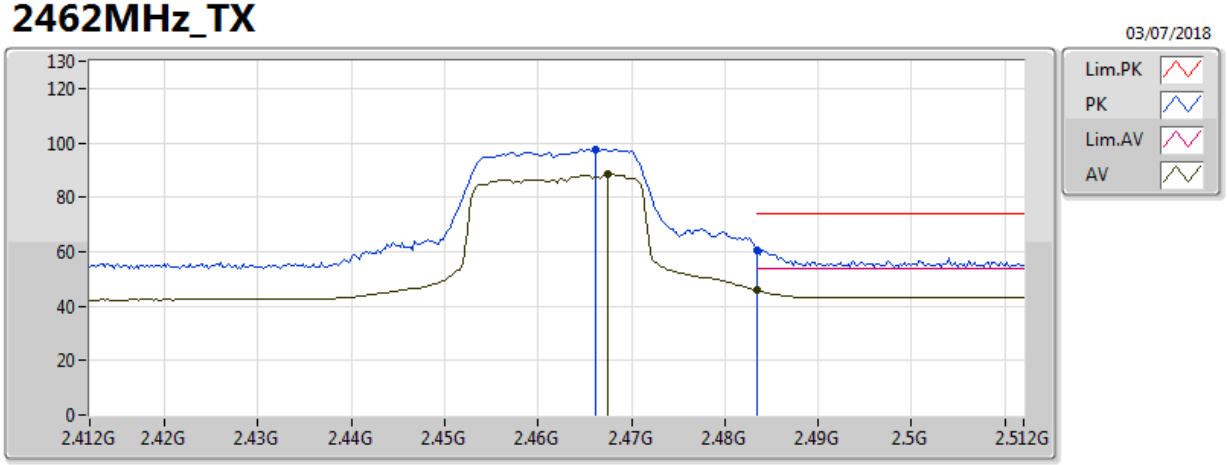

Type	Freq	Level	Limit	Margin	Factor	Dist	Condition	Azimuth	Height	Comments
	(Hz)	(dBuV/m)	(dBuV/m)	(dB)	(dB)	(m)		(°)	(m)	
AV	2.4674G	88.44	Inf	-Inf	31.05	3	Vertical	52	2.80	-
AV	2.483502G	45.70	54.00	-8.30	31.11	3	Vertical	52	2.80	-
PK	2.4662G	97.72	Inf	-Inf	31.05	3	Vertical	52	2.80	-
PK	2.483502G	60.67	74.00	-13.33	31.11	3	Vertical	52	2.80	-

802.11n HT20_Nss1,(MCS0)_2TX

2462MHz_TX

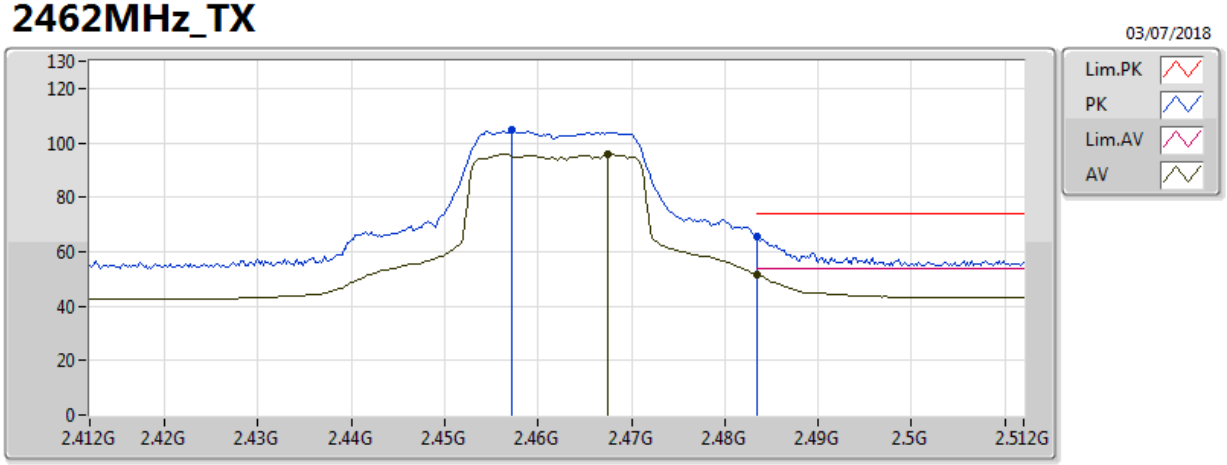

Type	Freq	Level	Limit	Margin	Factor	Dist	Condition	Azimuth	Height	Comments
	(Hz)	(dBuV/m)	(dBuV/m)	(dB)	(dB)	(m)		(°)	(m)	
AV	2.4674G	95.81	Inf	-Inf	31.05	3	Horizontal	149	1.02	-
AV	2.483502G	51.44	54.00	-2.56	31.11	3	Horizontal	149	1.02	-
PK	2.4572G	104.60	Inf	-Inf	31.02	3	Horizontal	149	1.02	-
PK	2.483502G	65.54	74.00	-8.46	31.11	3	Horizontal	149	1.02	-

802.11n HT20_Nss1,(MCS0)_2TX

2462MHz_TX

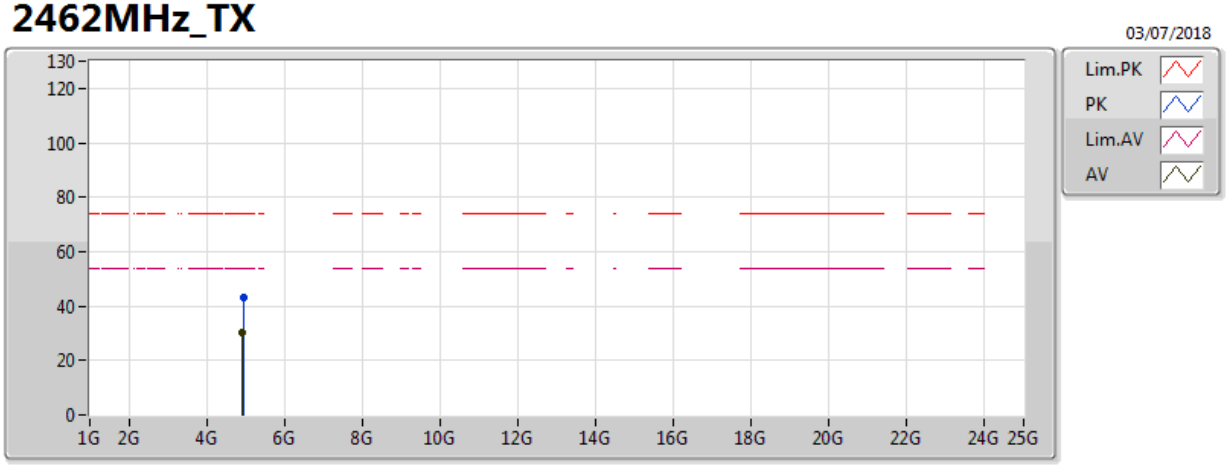

Type	Freq	Level	Limit	Margin	Factor	Dist	Condition	Azimuth	Height	Comments
	(Hz)	(dBuV/m)	(dBuV/m)	(dB)	(dB)	(m)		(°)	(m)	
AV	4.93288G	30.30	54.00	-23.70	2.40	3	Vertical	0	2.90	-
PK	4.93786G	43.28	74.00	-30.72	2.41	3	Vertical	0	2.90	-

802.11n HT20_Nss1,(MCS0)_2TX

2462MHz_TX

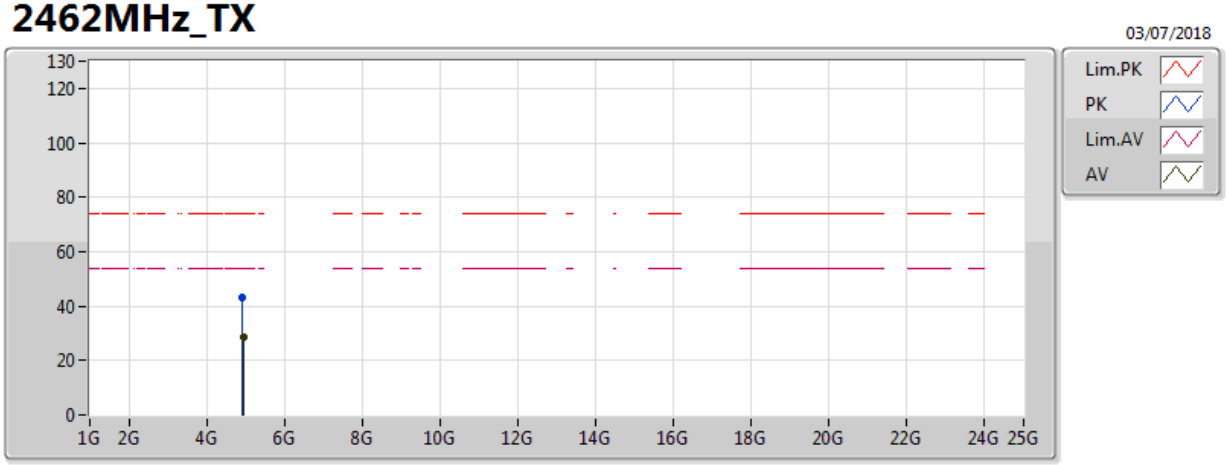

Type	Freq	Level	Limit	Margin	Factor	Dist	Condition	Azimuth	Height	Comments
	(Hz)	(dBuV/m)	(dBuV/m)	(dB)	(dB)	(m)		(°)	(m)	
AV	4.93738G	28.50	54.00	-25.50	2.41	3	Horizontal	353	1.50	-
PK	4.93438G	43.16	74.00	-30.84	2.41	3	Horizontal	353	1.50	-

802.11n HT40_Nss1,(MCS0)_2TX

2422MHz_TX

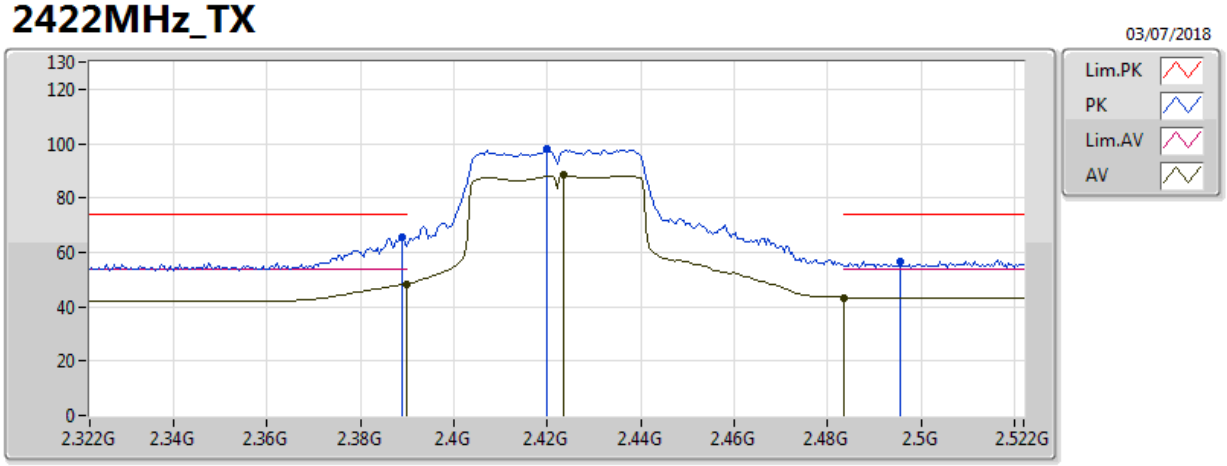

Type	Freq	Level	Limit	Margin	Factor	Dist	Condition	Azimuth	Height	Comments
	(Hz)	(dBuV/m)	(dBuV/m)	(dB)	(dB)	(m)		(°)	(m)	
AV	2.389998G	48.20	54.00	-5.80	30.77	3	Vertical	110	2.92	-
AV	2.4236G	88.29	Inf	-Inf	30.89	3	Vertical	110	2.92	-
AV	2.483502G	43.40	54.00	-10.60	31.11	3	Vertical	110	2.92	-
PK	2.3888G	65.40	74.00	-8.60	30.77	3	Vertical	110	2.92	-
PK	2.42G	98.01	Inf	-Inf	30.88	3	Vertical	110	2.92	-
PK	2.4956G	56.71	74.00	-17.29	31.16	3	Vertical	110	2.92	-

802.11n HT40_Nss1,(MCS0)_2TX

2422MHz_TX

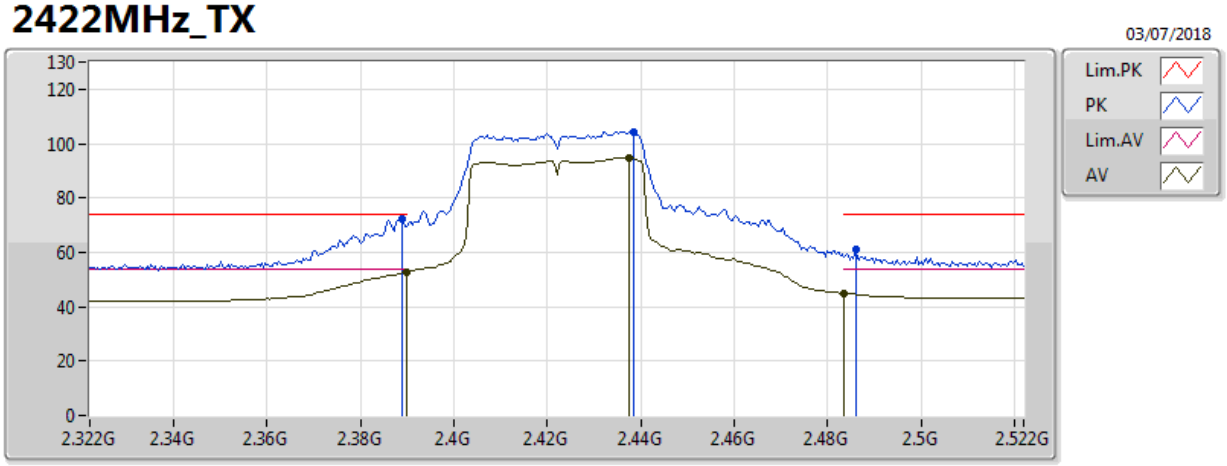

Type	Freq	Level	Limit	Margin	Factor	Dist	Condition	Azimuth	Height	Comments
	(Hz)	(dBuV/m)	(dBuV/m)	(dB)	(dB)	(m)		(°)	(m)	
AV	2.389998G	52.63	54.00	-1.37	30.77	3	Horizontal	211	1.34	-
AV	2.4376G	94.74	Inf	-Inf	30.95	3	Horizontal	211	1.34	-
AV	2.483502G	44.94	54.00	-9.06	31.11	3	Horizontal	211	1.34	-
PK	2.3888G	72.05	74.00	-1.95	30.77	3	Horizontal	211	1.34	-
PK	2.4384G	104.44	Inf	-Inf	30.95	3	Horizontal	211	1.34	-
PK	2.486G	61.33	74.00	-12.67	31.12	3	Horizontal	211	1.34	-

802.11n HT40_Nss1,(MCS0)_2TX

2422MHz_TX

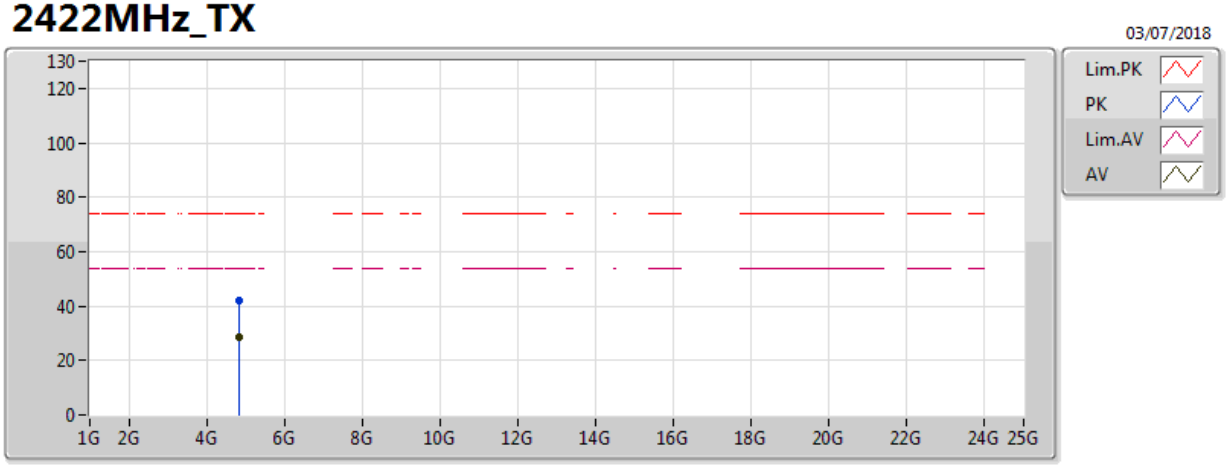

Type	Freq	Level	Limit	Margin	Factor	Dist	Condition	Azimuth	Height	Comments
	(Hz)	(dBuV/m)	(dBuV/m)	(dB)	(dB)	(m)		(°)	(m)	
AV	4.85072G	28.60	54.00	-25.40	2.20	3	Vertical	69	1.47	-
PK	4.84604G	42.14	74.00	-31.86	2.19	3	Vertical	69	1.47	-

802.11n HT40_Nss1,(MCS0)_2TX

2422MHz_TX

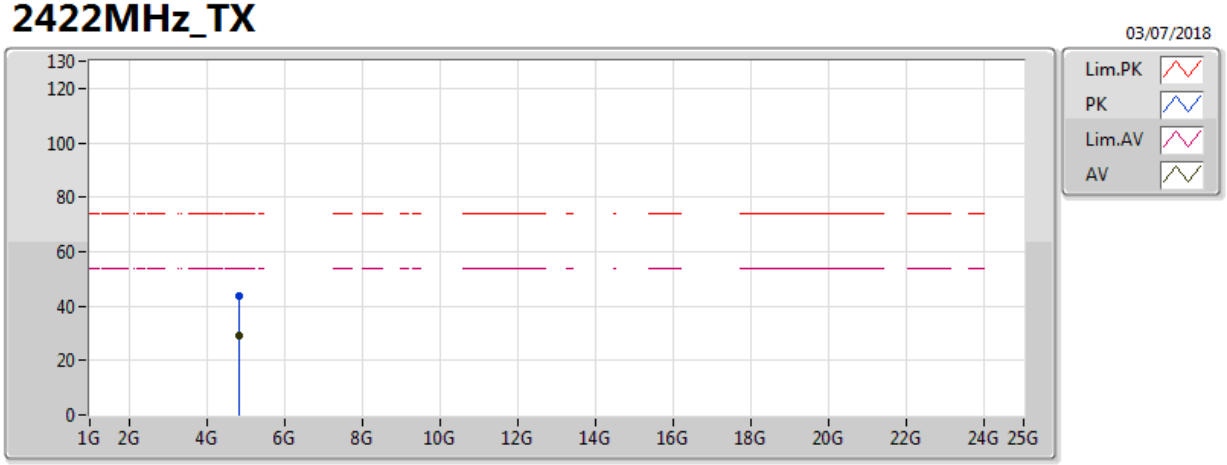

Type	Freq	Level	Limit	Margin	Factor	Dist	Condition	Azimuth	Height	Comments
	(Hz)	(dBuV/m)	(dBuV/m)	(dB)	(dB)	(m)		(°)	(m)	
AV	4.84394G	29.39	54.00	-24.61	2.18	3	Horizontal	272	1.05	-
PK	4.83332G	43.58	74.00	-30.42	2.15	3	Horizontal	272	1.05	-

802.11n HT40_Nss1,(MCS0)_2TX

2437MHz_TX

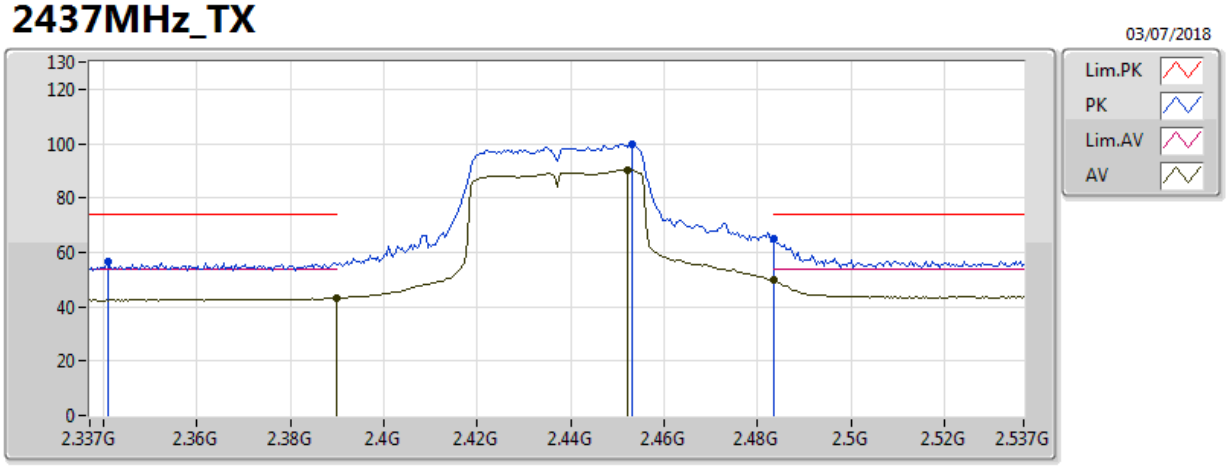

Type	Freq	Level	Limit	Margin	Factor	Dist	Condition	Azimuth	Height	Comments
	(Hz)	(dBuV/m)	(dBuV/m)	(dB)	(dB)	(m)		(°)	(m)	
AV	2.3898G	43.06	54.00	-10.94	30.77	3	Vertical	109	2.86	-
AV	2.4522G	90.28	Inf	-Inf	31.00	3	Vertical	109	2.86	-
AV	2.483502G	49.62	54.00	-4.38	31.11	3	Vertical	109	2.86	-
PK	2.341G	56.45	74.00	-17.55	30.60	3	Vertical	109	2.86	-
PK	2.453G	99.69	Inf	-Inf	31.00	3	Vertical	109	2.86	-
PK	2.483502G	64.76	74.00	-9.24	31.11	3	Vertical	109	2.86	-

802.11n HT40_Nss1,(MCS0)_2TX

2437MHz_TX

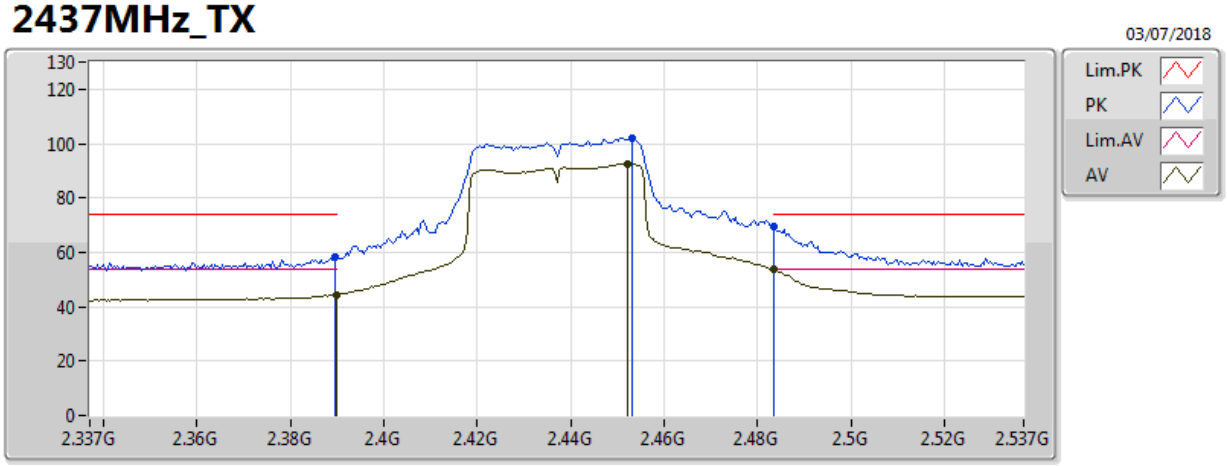

Type	Freq	Level	Limit	Margin	Factor	Dist	Condition	Azimuth	Height	Comments
	(Hz)	(dBuV/m)	(dBuV/m)	(dB)	(dB)	(m)		(°)	(m)	
AV	2.3898G	44.41	54.00	-9.59	30.77	3	Horizontal	206	1.54	-
AV	2.4522G	92.66	Inf	-Inf	31.00	3	Horizontal	206	1.54	-
AV	2.483502G	53.88	54.00	-0.12	31.11	3	Horizontal	206	1.54	-
PK	2.3894G	58.05	74.00	-15.95	30.77	3	Horizontal	206	1.54	-
PK	2.453G	102.15	Inf	-Inf	31.00	3	Horizontal	206	1.54	-
PK	2.483502G	69.46	74.00	-4.54	31.11	3	Horizontal	206	1.54	-

802.11n HT40_Nss1,(MCS0)_2TX

2437MHz_TX

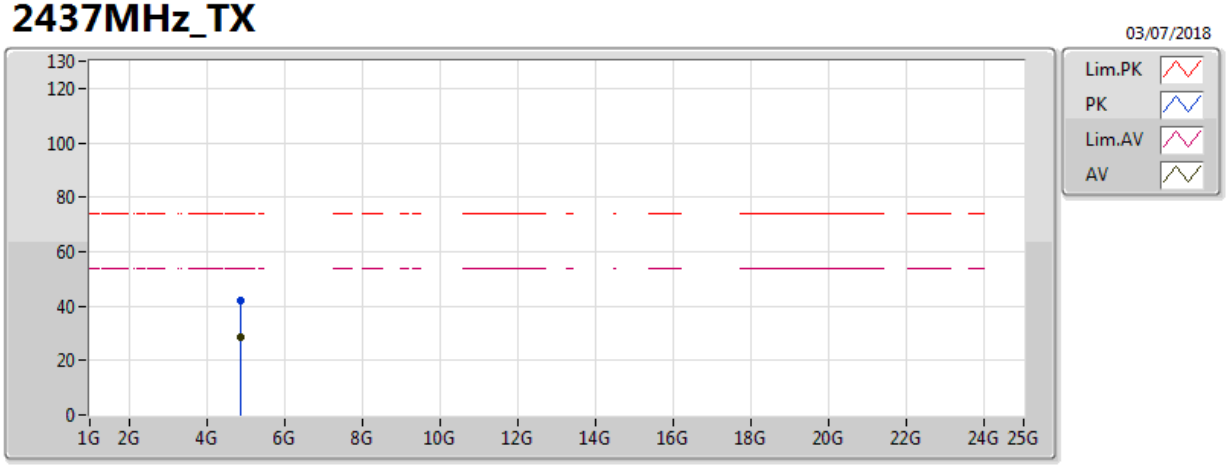

Type	Freq	Level	Limit	Margin	Factor	Dist	Condition	Azimuth	Height	Comments
	(Hz)	(dBuV/m)	(dBuV/m)	(dB)	(dB)	(m)		(°)	(m)	
AV	4.8869G	28.73	54.00	-25.27	2.29	3	Vertical	232	1.82	-
PK	4.88438G	42.01	74.00	-31.99	2.28	3	Vertical	232	1.82	-

802.11n HT40_Nss1,(MCS0)_2TX

2437MHz_TX

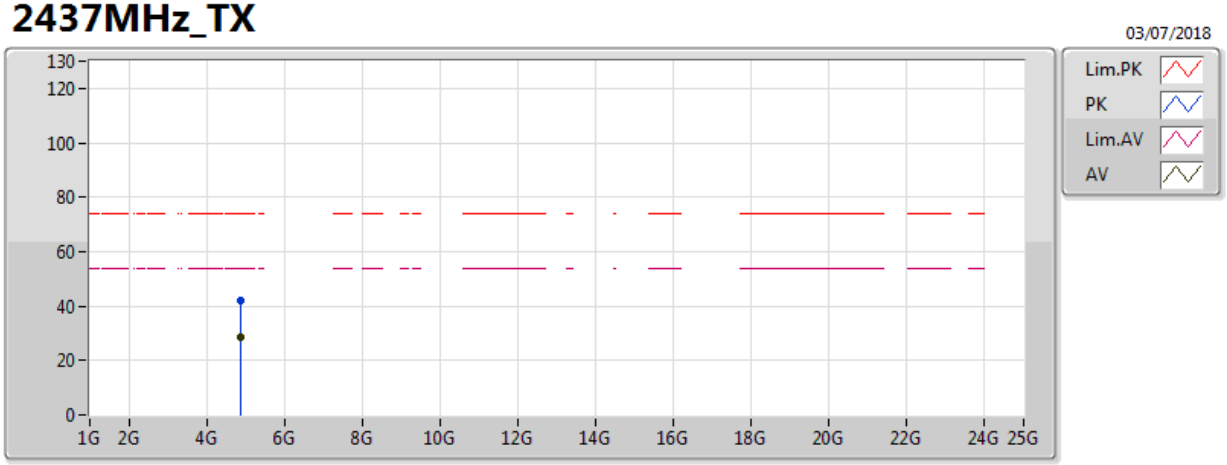

Type	Freq	Level	Limit	Margin	Factor	Dist	Condition	Azimuth	Height	Comments
	(Hz)	(dBuV/m)	(dBuV/m)	(dB)	(dB)	(m)		(°)	(m)	
AV	4.88708G	28.54	54.00	-25.46	2.29	3	Horizontal	281	2.43	-
PK	4.86914G	41.79	74.00	-32.21	2.24	3	Horizontal	281	2.43	-

802.11n HT40_Nss1,(MCS0)_2TX

2442MHz_TX

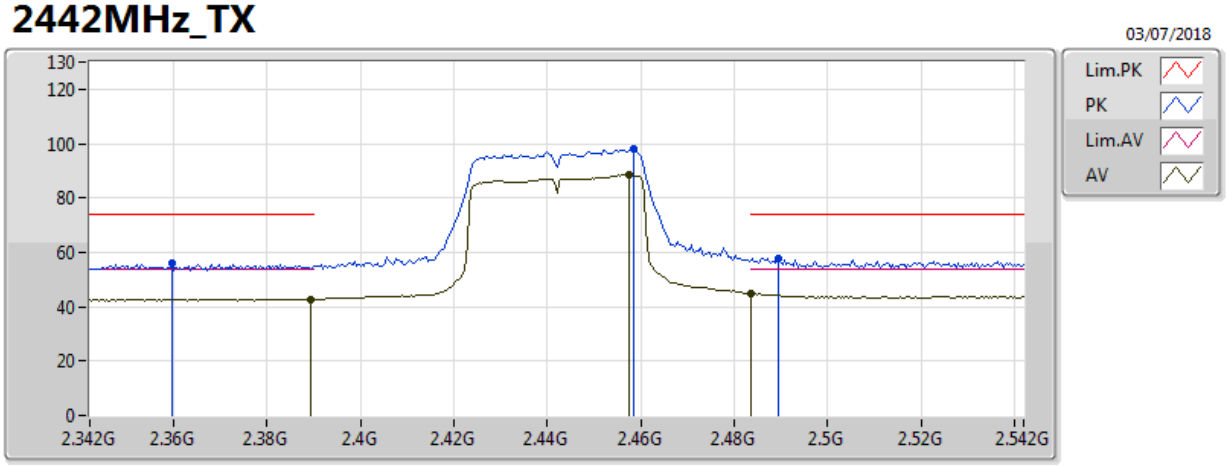

Type	Freq	Level	Limit	Margin	Factor	Dist	Condition	Azimuth	Height	Comments
	(Hz)	(dBuV/m)	(dBuV/m)	(dB)	(dB)	(m)		(°)	(m)	
AV	2.3892G	42.71	54.00	-11.29	30.77	3	Vertical	34	3.17	-
AV	2.4576G	88.51	Inf	-Inf	31.02	3	Vertical	34	3.17	-
AV	2.483502G	44.82	54.00	-9.18	31.11	3	Vertical	34	3.17	-
PK	2.3596G	55.92	74.00	-18.08	30.67	3	Vertical	34	3.17	-
PK	2.4584G	98.09	Inf	-Inf	31.02	3	Vertical	34	3.17	-
PK	2.4896G	57.78	74.00	-16.22	31.13	3	Vertical	34	3.17	-

802.11n HT40_Nss1,(MCS0)_2TX

2442MHz_TX

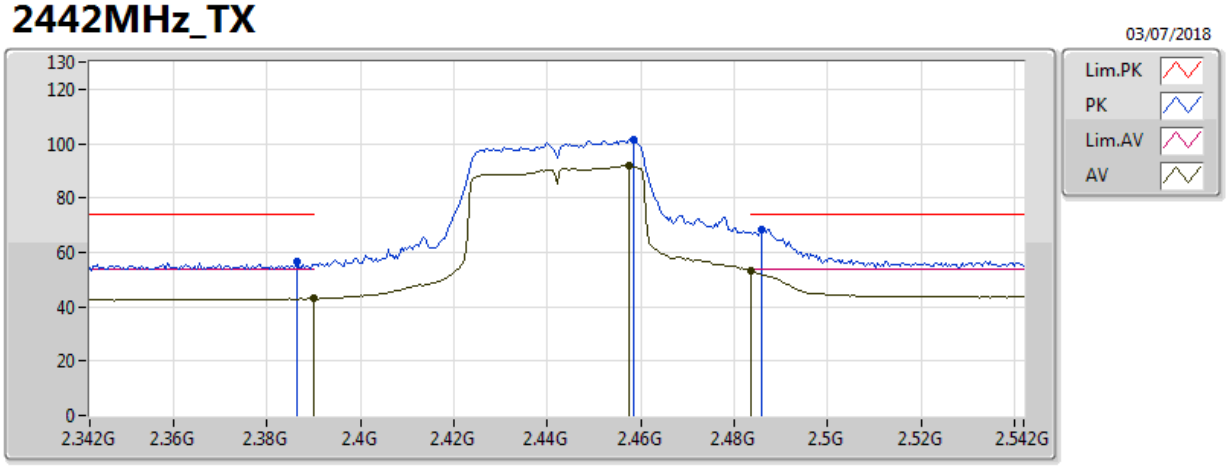

Type	Freq	Level	Limit	Margin	Factor	Dist	Condition	Azimuth	Height	Comments
	(Hz)	(dBuV/m)	(dBuV/m)	(dB)	(dB)	(m)		(°)	(m)	
AV	2.389998G	43.01	54.00	-10.99	30.77	3	Horizontal	202	3.19	-
AV	2.4576G	91.80	Inf	-Inf	31.02	3	Horizontal	202	3.19	-
AV	2.483502G	53.14	54.00	-0.86	31.11	3	Horizontal	202	3.19	-
PK	2.3864G	56.71	74.00	-17.29	30.76	3	Horizontal	202	3.19	-
PK	2.4584G	101.42	Inf	-Inf	31.02	3	Horizontal	202	3.19	-
PK	2.486G	68.57	74.00	-5.43	31.12	3	Horizontal	202	3.19	-

802.11n HT40_Nss1,(MCS0)_2TX

2447MHz_TX

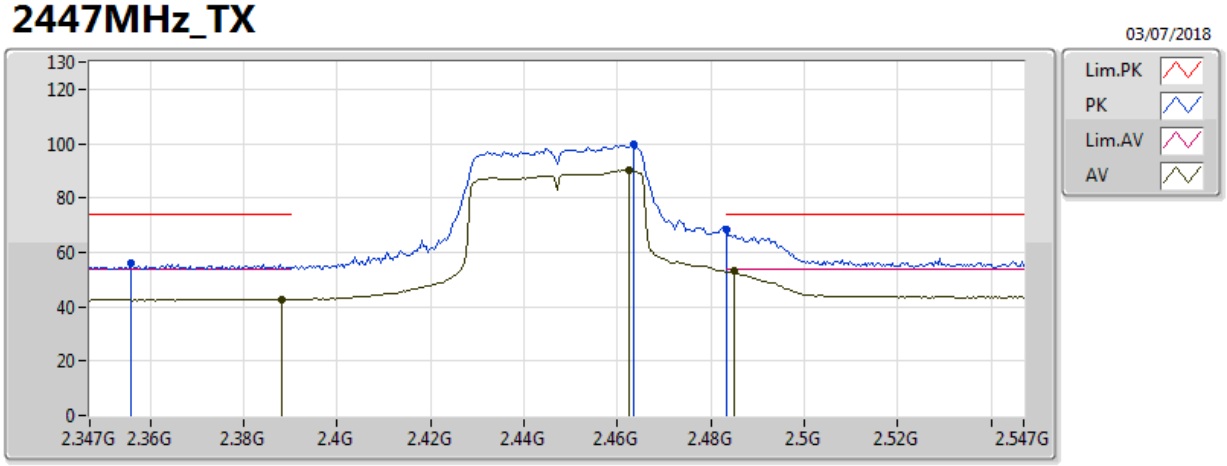

Type	Freq	Level	Limit	Margin	Factor	Dist	Condition	Azimuth	Height	Comments
	(Hz)	(dBuV/m)	(dBuV/m)	(dB)	(dB)	(m)		(°)	(m)	
AV	2.3882G	42.76	54.00	-11.24	30.77	3	Vertical	103	3.17	-
AV	2.4626G	90.13	Inf	-Inf	31.04	3	Vertical	103	3.17	-
AV	2.485G	53.03	54.00	-0.97	31.12	3	Vertical	103	3.17	-
PK	2.3558G	55.96	74.00	-18.04	30.66	3	Vertical	103	3.17	-
PK	2.4634G	99.62	Inf	-Inf	31.04	3	Vertical	103	3.17	-
PK	2.483502G	68.60	74.00	-5.40	31.11	3	Vertical	103	3.17	-

802.11n HT40_Nss1,(MCS0)_2TX

2447MHz_TX

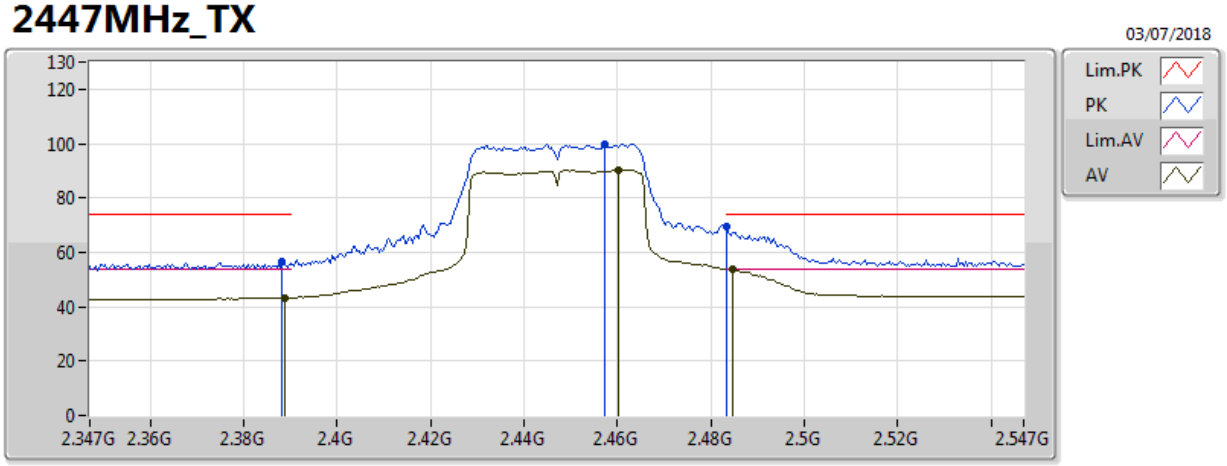

Type	Freq	Level	Limit	Margin	Factor	Dist	Condition	Azimuth	Height	Comments
	(Hz)	(dBuV/m)	(dBuV/m)	(dB)	(dB)	(m)		(°)	(m)	
AV	2.3886G	43.24	54.00	-10.76	30.77	3	Horizontal	122	1.72	-
AV	2.4602G	90.28	Inf	-Inf	31.03	3	Horizontal	122	1.72	-
AV	2.4846G	53.85	54.00	-0.15	31.12	3	Horizontal	122	1.72	-
PK	2.3882G	56.43	74.00	-17.57	30.77	3	Horizontal	122	1.72	-
PK	2.4574G	99.67	Inf	-Inf	31.02	3	Horizontal	122	1.72	-
PK	2.483502G	69.31	74.00	-4.69	31.11	3	Horizontal	122	1.72	-

802.11n HT40_Nss1,(MCS0)_2TX

2452MHz_TX

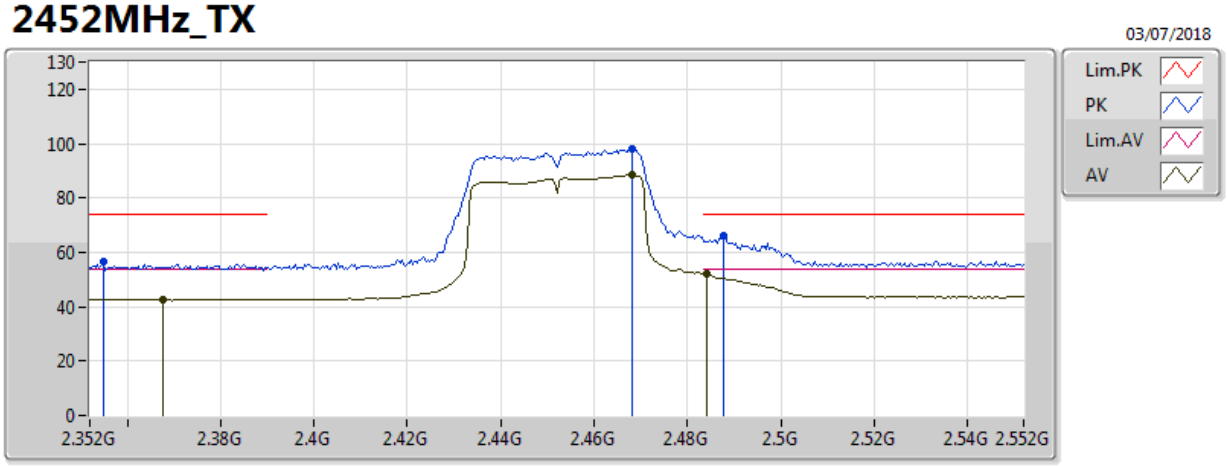

Type	Freq	Level	Limit	Margin	Factor	Dist	Condition	Azimuth	Height	Comments
	(Hz)	(dBuV/m)	(dBuV/m)	(dB)	(dB)	(m)		(°)	(m)	
AV	2.3676G	42.75	54.00	-11.25	30.70	3	Vertical	273	3.17	-
AV	2.468G	88.56	Inf	-Inf	31.05	3	Vertical	273	3.17	-
AV	2.484G	51.98	54.00	-2.02	31.12	3	Vertical	273	3.17	-
PK	2.3548G	56.32	74.00	-17.68	30.65	3	Vertical	273	3.17	-
PK	2.468G	98.00	Inf	-Inf	31.05	3	Vertical	273	3.17	-
PK	2.4876G	66.29	74.00	-7.71	31.13	3	Vertical	273	3.17	-

802.11n HT40_Nss1,(MCS0)_2TX

2452MHz_TX

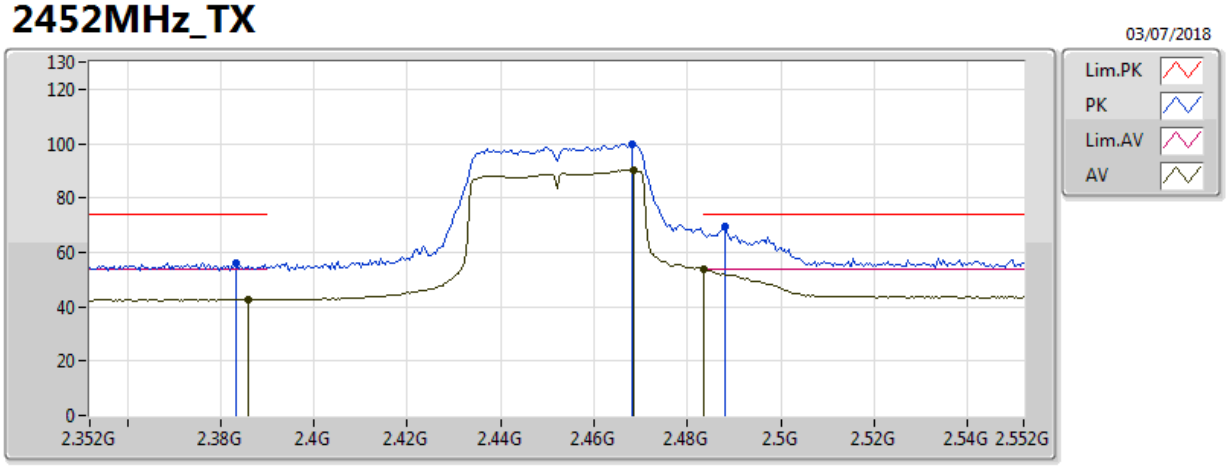

Type	Freq	Level	Limit	Margin	Factor	Dist	Condition	Azimuth	Height	Comments
	(Hz)	(dBuV/m)	(dBuV/m)	(dB)	(dB)	(m)		(°)	(m)	
AV	2.386G	42.70	54.00	-11.30	30.76	3	Horizontal	205	3.17	-
AV	2.4684G	90.30	Inf	-Inf	31.06	3	Horizontal	205	3.17	-
AV	2.483502G	53.74	54.00	-0.26	31.11	3	Horizontal	205	3.17	-
PK	2.3832G	56.06	74.00	-17.94	30.75	3	Horizontal	205	3.17	-
PK	2.468G	99.98	Inf	-Inf	31.05	3	Horizontal	205	3.17	-
PK	2.488G	69.33	74.00	-4.67	31.13	3	Horizontal	205	3.17	-

802.11n HT40_Nss1,(MCS0)_2TX

2452MHz_TX

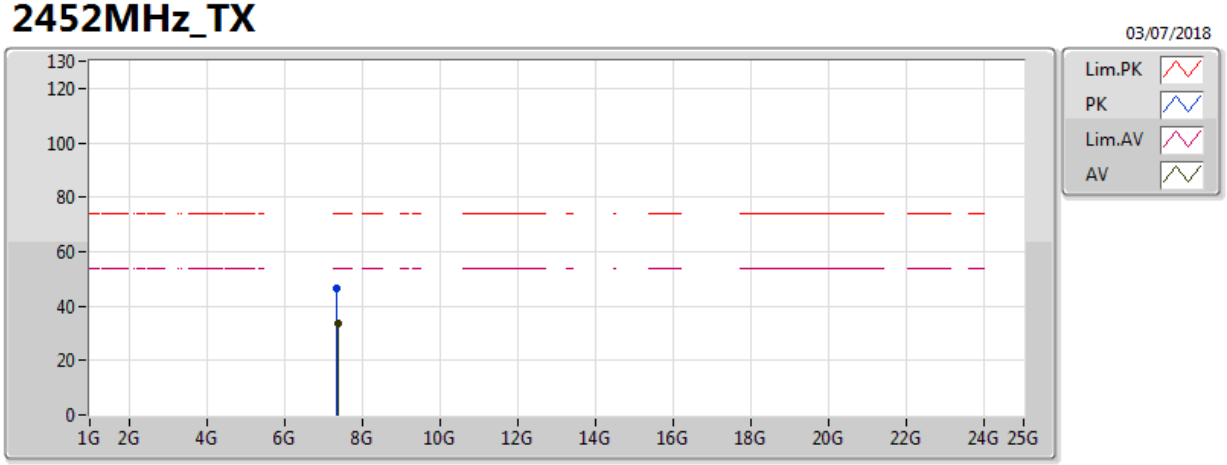

Type	Freq	Level	Limit	Margin	Factor	Dist	Condition	Azimuth	Height	Comments
	(Hz)	(dBuV/m)	(dBuV/m)	(dB)	(dB)	(m)		(°)	(m)	
AV	7.3704G	33.36	54.00	-20.64	8.17	3	Vertical	35	1.71	-
PK	7.34664G	46.76	74.00	-27.24	8.11	3	Vertical	35	1.71	-

802.11n HT40_Nss1,(MCS0)_2TX

2452MHz_TX

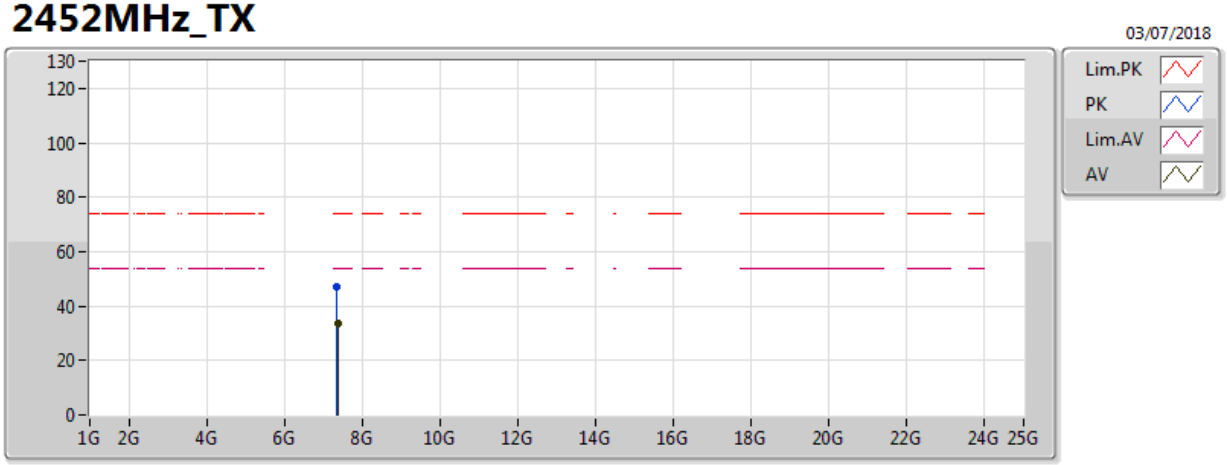

Type	Freq	Level	Limit	Margin	Factor	Dist	Condition	Azimuth	Height	Comments
	(Hz)	(dBuV/m)	(dBuV/m)	(dB)	(dB)	(m)		(°)	(m)	
AV	7.36794G	33.81	54.00	-20.19	8.17	3	Horizontal	38	1.62	-
PK	7.35216G	47.04	74.00	-26.96	8.12	3	Horizontal	38	1.62	-

Summary

Mode	Result	Type	Freq (Hz)	Level (dBuV/m)	Limit (dBuV/m)	Margin (dB)	Factor (dB)	Dist (m)	Condition	Azimuth (°)	Height (m)	Comments
2.4-2.4835GHz	-	-	-	-	-	-	-	-	-	-	-	-
802.11n HT40_Nss1,(MCS0)_2TX	Pass	PK	57.16M	33.63	40.00	-6.37	-25.37	3	Horizontal	360	1.00	-

Result

Mode	Result	Type	Freq (Hz)	Level (dBuV/m)	Limit (dBuV/m)	Margin (dB)	Factor (dB)	Dist (m)	Condition	Azimuth (°)	Height (m)	Comments
802.11n HT40_Nss1,(MCS0)_2TX	-	-	-	-	-	-	-	-	-	-	-	-
2437MHz	Pass	PK	33.88M	27.83	40.00	-12.17	-15.32	3	Vertical	0	1.00	-
2437MHz	Pass	PK	148.34M	27.84	43.50	-15.66	-19.44	3	Vertical	0	1.00	-
2437MHz	Pass	PK	206.54M	27.60	43.50	-15.90	-20.99	3	Vertical	0	1.00	-
2437MHz	Pass	PK	501.42M	28.03	46.00	-17.97	-12.09	3	Vertical	0	1.00	-
2437MHz	Pass	PK	617.82M	29.43	46.00	-16.57	-10.37	3	Vertical	0	1.00	-
2437MHz	Pass	PK	394.72M	23.22	46.00	-22.78	-14.22	3	Vertical	0	1.00	-
2437MHz	Pass	PK	57.16M	33.63	40.00	-6.37	-25.37	3	Horizontal	360	1.00	-
2437MHz	Pass	PK	198.78M	35.96	43.50	-7.54	-21.08	3	Horizontal	360	1.00	-
2437MHz	Pass	PK	268.62M	38.82	46.00	-7.18	-16.25	3	Horizontal	360	1.00	-
2437MHz	Pass	PK	480.08M	30.84	46.00	-15.16	-12.38	3	Horizontal	360	1.00	-
2437MHz	Pass	PK	511.12M	32.61	46.00	-13.39	-12.12	3	Horizontal	360	1.00	-
2437MHz	Pass	PK	610.06M	28.91	46.00	-17.09	-10.59	3	Horizontal	360	1.00	-

802.11n HT40_Nss1,(MCS0)_2RX

2437MHz_USB

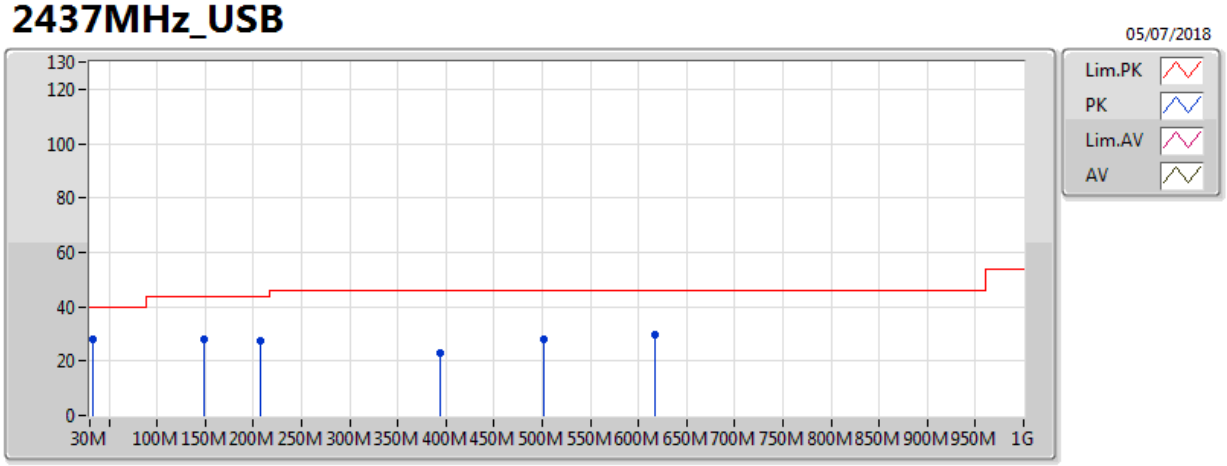

Type	Freq	Level	Limit	Margin	Factor	Dist	Condition	Azimuth	Height	Comments
	(Hz)	(dBuV/m)	(dBuV/m)	(dB)	(dB)	(m)		(°)	(m)	
PK	33.88M	27.83	40.00	-12.17	-15.32	3	Vertical	0	1.00	-
PK	148.34M	27.84	43.50	-15.66	-19.44	3	Vertical	0	1.00	-
PK	206.54M	27.60	43.50	-15.90	-20.99	3	Vertical	0	1.00	-
PK	501.42M	28.03	46.00	-17.97	-12.09	3	Vertical	0	1.00	-
PK	617.82M	29.43	46.00	-16.57	-10.37	3	Vertical	0	1.00	-
PK	394.72M	23.22	46.00	-22.78	-14.22	3	Vertical	0	1.00	-

802.11n HT40_Nss1,(MCS0)_2RX

2437MHz_USB

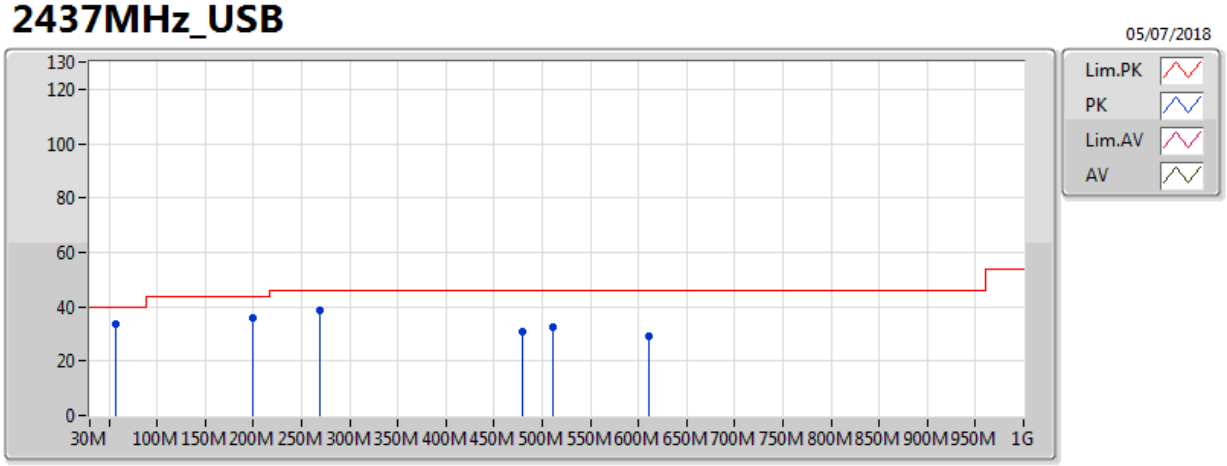

Type	Freq	Level	Limit	Margin	Factor	Dist	Condition	Azimuth	Height	Comments
	(Hz)	(dBuV/m)	(dBuV/m)	(dB)	(dB)	(m)		(°)	(m)	
PK	57.16M	33.63	40.00	-6.37	-25.37	3	Horizontal	360	1.00	-
PK	198.78M	35.96	43.50	-7.54	-21.08	3	Horizontal	360	1.00	-
PK	268.62M	38.82	46.00	-7.18	-16.25	3	Horizontal	360	1.00	-
PK	480.08M	30.84	46.00	-15.16	-12.38	3	Horizontal	360	1.00	-
PK	511.12M	32.61	46.00	-13.39	-12.12	3	Horizontal	360	1.00	-
PK	610.06M	28.91	46.00	-17.09	-10.59	3	Horizontal	360	1.00	-

Summary

Mode	Result	Type	Freq (Hz)	Level (dBuV/m)	Limit (dBuV/m)	Margin (dB)	Factor (dB)	Dist (m)	Condition	Azimuth (°)	Height (m)	Comments
2.4-2.4835GHz	-	-	-	-	-	-	-	-	-	-	-	-
802.11n HT40_Nss1,(MCS0)_2TX	Pass	AV	3.328G	35.93	54.00	-18.07	-1.62	3	Horizontal	91	2.05	-

Result

Mode	Result	Type	Freq (Hz)	Level (dBuV/m)	Limit (dBuV/m)	Margin (dB)	Factor (dB)	Dist (m)	Condition	Azimuth (°)	Height (m)	Comments
802.11n HT40_Nss1,(MCS0)_2TX	-	-	-	-	-	-	-	-	-	-	-	-
2437MHz	Pass	AV	1.28G	31.25	54.00	-22.75	-7.03	3	Vertical	149	1.26	-
2437MHz	Pass	AV	2.438G	32.98	54.00	-21.02	-3.48	3	Vertical	161	1.90	-
2437MHz	Pass	AV	3.187G	34.64	54.00	-19.36	-1.81	3	Vertical	155	1.25	-
2437MHz	Pass	PK	1.28G	45.43	74.00	-28.57	-7.03	3	Vertical	149	1.26	-
2437MHz	Pass	PK	2.438G	48.04	74.00	-25.96	-3.48	3	Vertical	161	1.90	-
2437MHz	Pass	PK	3.187G	46.83	74.00	-27.17	-1.81	3	Vertical	155	1.25	-
2437MHz	Pass	AV	1.456G	32.56	54.00	-21.44	-6.09	3	Horizontal	106	1.67	-
2437MHz	Pass	AV	2.145G	32.92	54.00	-21.08	-4.44	3	Horizontal	314	2.46	-
2437MHz	Pass	AV	3.328G	35.93	54.00	-18.07	-1.62	3	Horizontal	91	2.05	-
2437MHz	Pass	PK	1.456G	47.43	74.00	-26.57	-6.09	3	Horizontal	106	1.67	-
2437MHz	Pass	PK	2.145G	46.93	74.00	-27.07	-4.44	3	Horizontal	314	2.46	-
2437MHz	Pass	PK	3.328G	49.25	74.00	-24.75	-1.62	3	Horizontal	91	2.05	-

802.11n HT40_Nss1,(MCS0)_2RX

2437MHz_RX

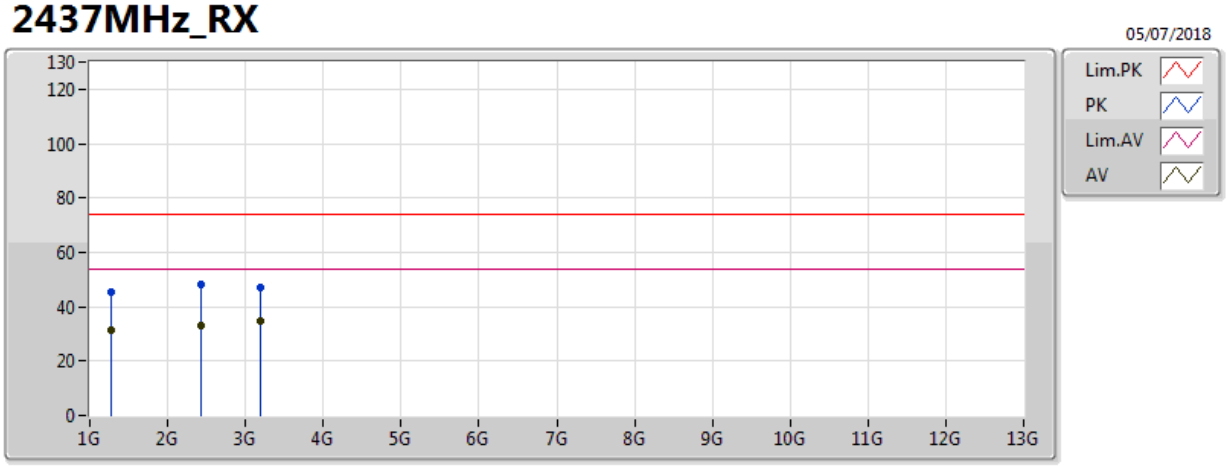

Type	Freq	Level	Limit	Margin	Factor	Dist	Condition	Azimuth	Height	Comments
	(Hz)	(dBuV/m)	(dBuV/m)	(dB)	(dB)	(m)		(°)	(m)	
AV	1.28G	31.25	54.00	-22.75	-7.03	3	Vertical	149	1.26	-
AV	2.438G	32.98	54.00	-21.02	-3.48	3	Vertical	161	1.90	-
AV	3.187G	34.64	54.00	-19.36	-1.81	3	Vertical	155	1.25	-
PK	1.28G	45.43	74.00	-28.57	-7.03	3	Vertical	149	1.26	-
PK	2.438G	48.04	74.00	-25.96	-3.48	3	Vertical	161	1.90	-
PK	3.187G	46.83	74.00	-27.17	-1.81	3	Vertical	155	1.25	-

802.11n HT40_Nss1,(MCS0)_2RX

2437MHz_RX

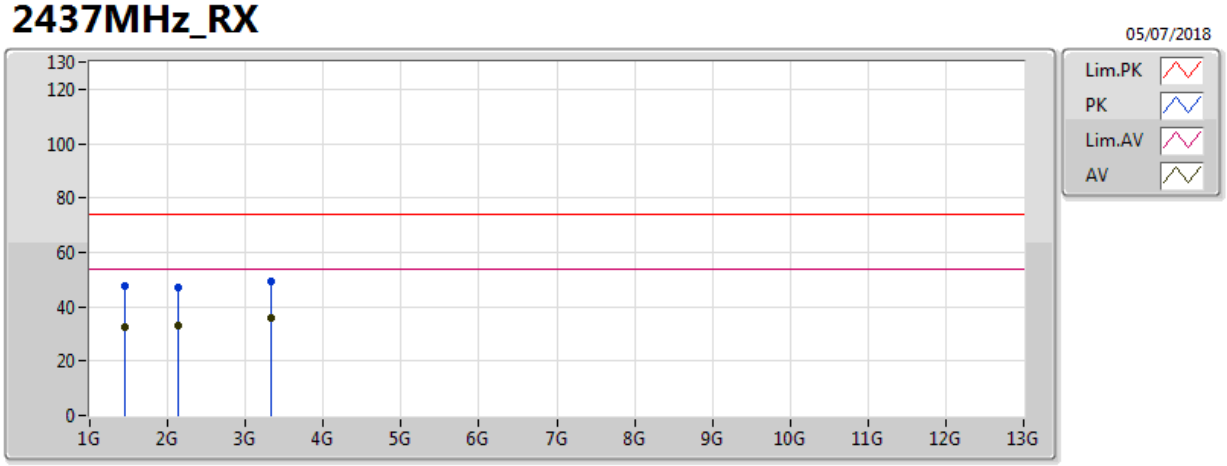

Type	Freq	Level	Limit	Margin	Factor	Dist	Condition	Azimuth	Height	Comments
	(Hz)	(dBuV/m)	(dBuV/m)	(dB)	(dB)	(m)		(°)	(m)	
AV	1.456G	32.56	54.00	-21.44	-6.09	3	Horizontal	106	1.67	-
AV	2.145G	32.92	54.00	-21.08	-4.44	3	Horizontal	314	2.46	-
AV	3.328G	35.93	54.00	-18.07	-1.62	3	Horizontal	91	2.05	-
PK	1.456G	47.43	74.00	-26.57	-6.09	3	Horizontal	106	1.67	-
PK	2.145G	46.93	74.00	-27.07	-4.44	3	Horizontal	314	2.46	-
PK	3.328G	49.25	74.00	-24.75	-1.62	3	Horizontal	91	2.05	-