Test Mode :	802.11ac VHT40	Test Channel :	09

100kHz PSD reference Level	Channel Plot
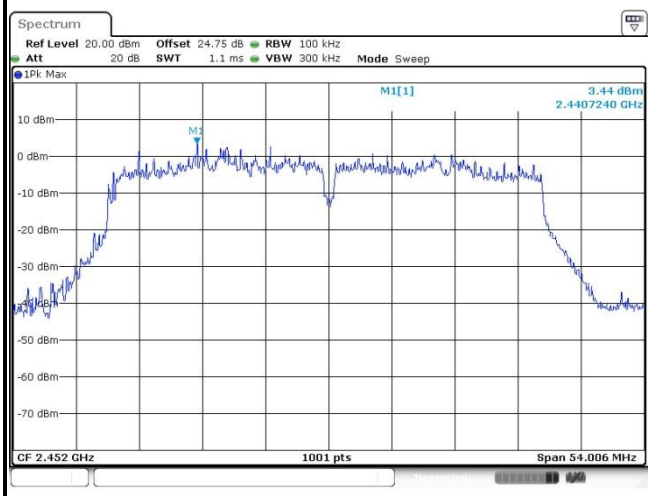	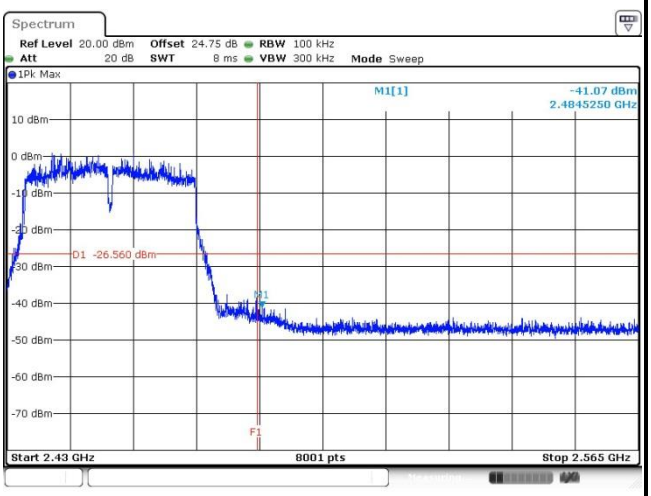
Date: 20.APR.2019 06:50:04	Date: 20.APR.2019 06:50:29
Spurious Emission 30MHz~3GHz	**Spurious Emission 2GHz~25GHz**
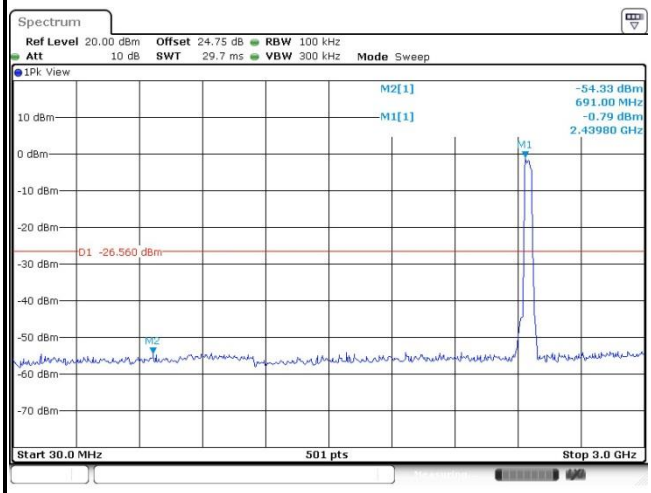	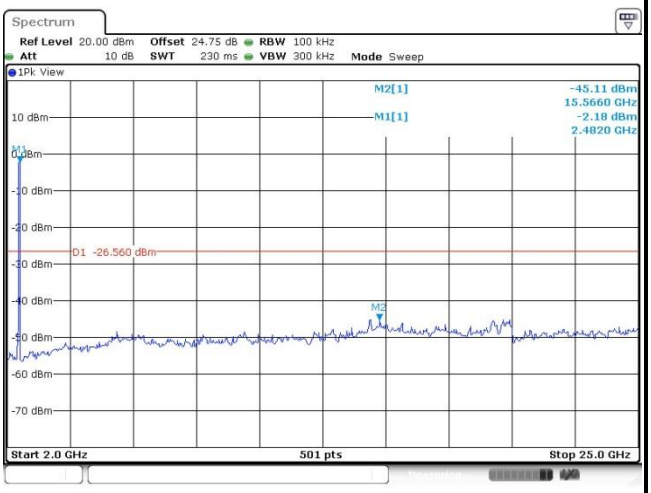
Date: 20.APR.2019 06:51:33	Date: 20.APR.2019 06:51:57

Number of TX = 2, Ant. 2 (Measured)

Test Mode :	802.11ac VHT20	Test Channel :	01

100kHz PSD reference Level	Channel Plot
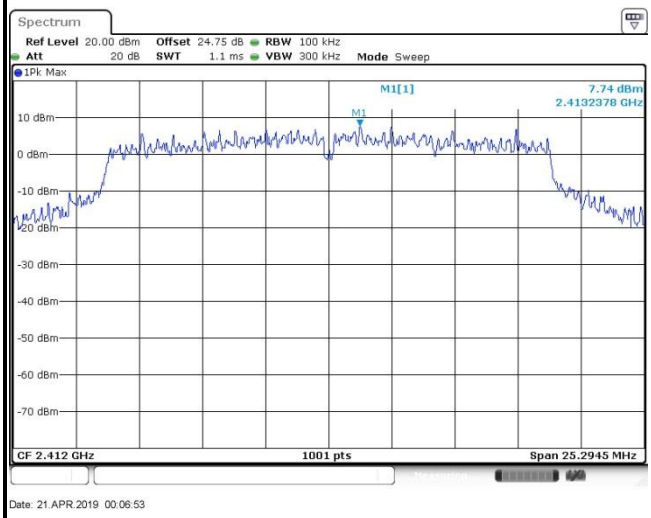	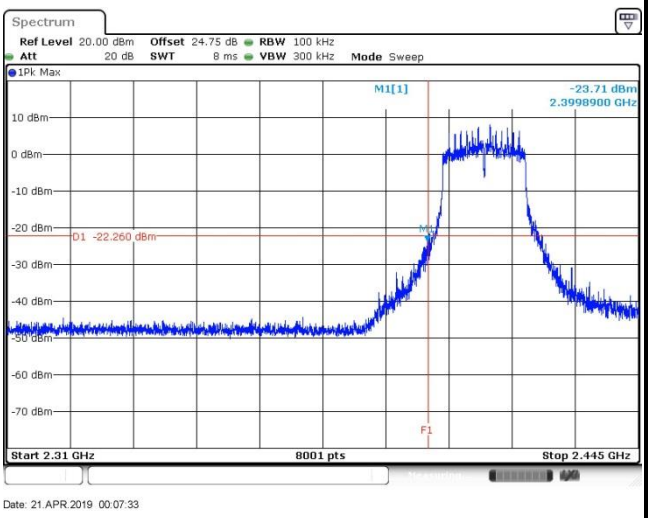
Date: 21.APR.2019 00:06:53	Date: 21.APR.2019 00:07:33
Spurious Emission 30MHz~3GHz	**Spurious Emission 2GHz~25GHz**
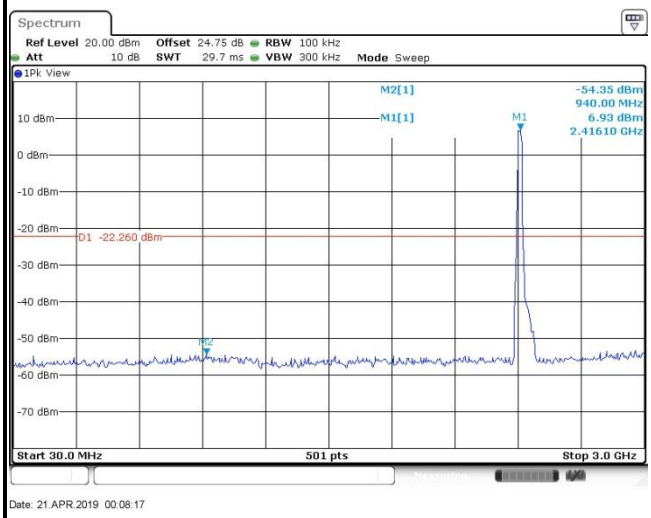	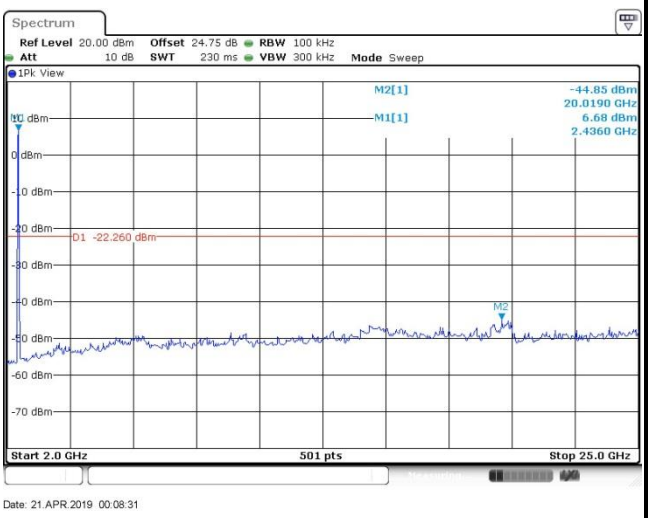
Date: 21.APR.2019 00:08:17	Date: 21.APR.2019 00:08:31

Test Mode :	802.11ac VHT20	Test Channel :	06

100kHz PSD reference Level

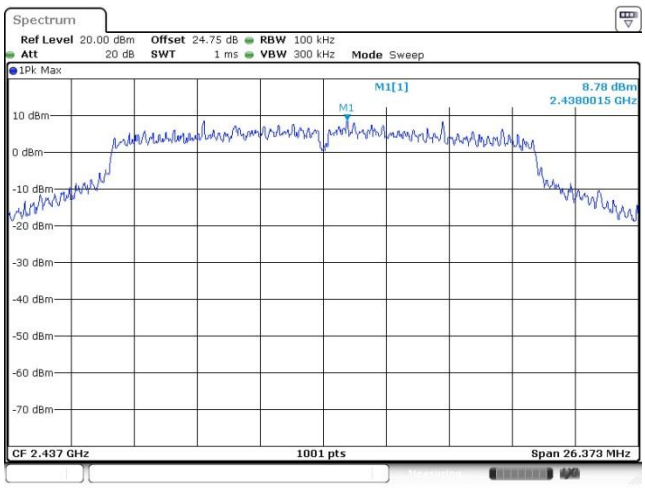

Spurious Emission 30MHz~3GHz

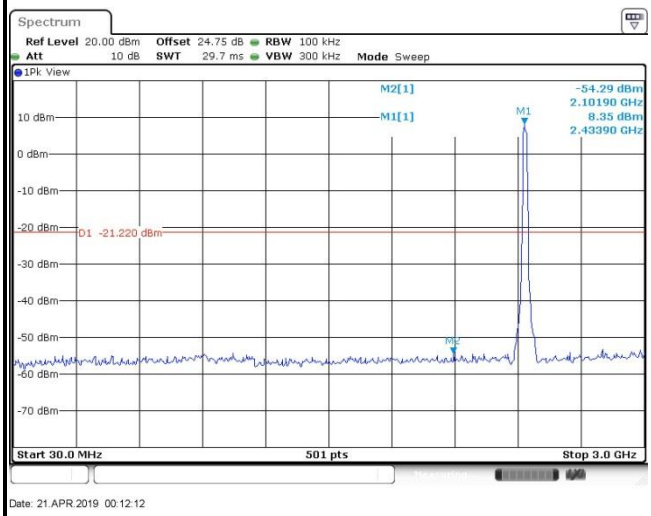

Spurious Emission 2GHz~25GHz

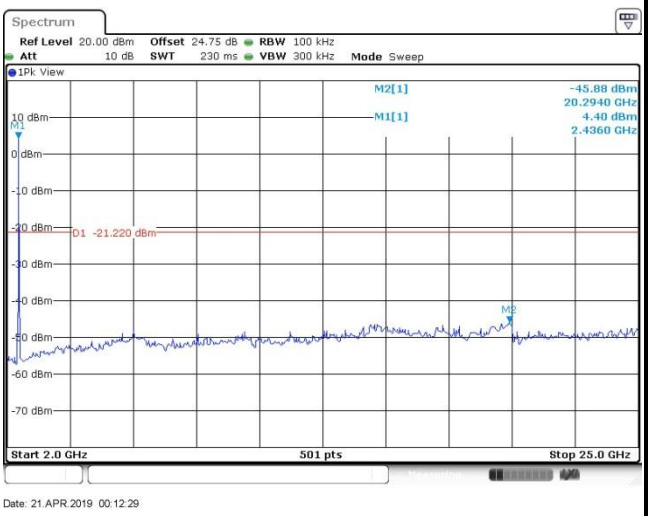

Test Mode :	802.11ac VHT20	Test Channel :	11

100kHz PSD reference Level	Channel Plot
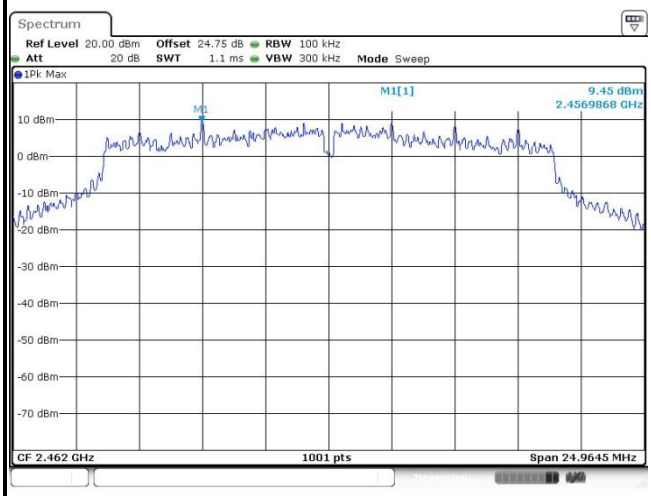	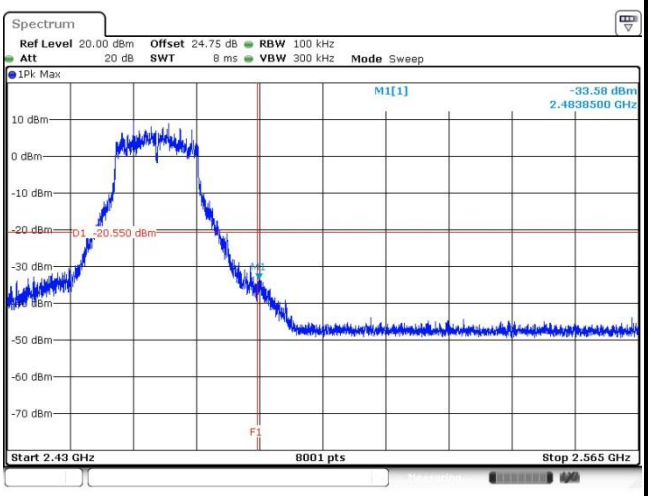
Date: 21.APR.2019 00:42:15	Date: 21.APR.2019 00:43:56
Spurious Emission 30MHz~3GHz	**Spurious Emission 2GHz~25GHz**
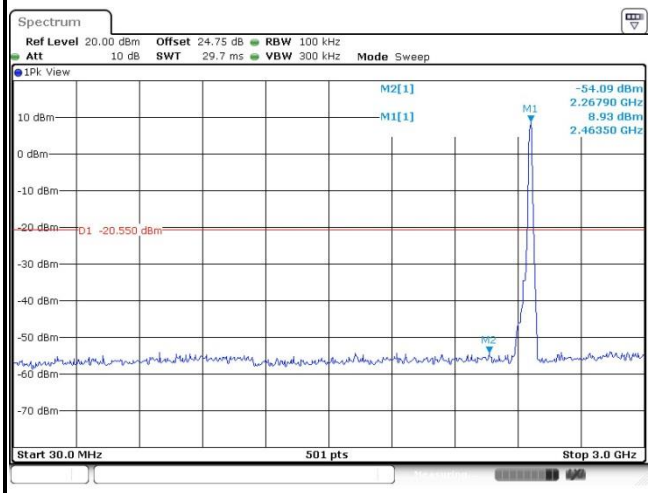	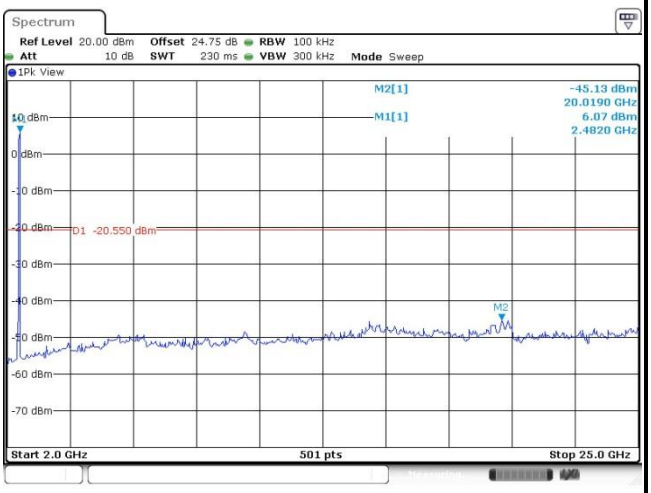
Date: 21.APR.2019 00:44:59	Date: 21.APR.2019 00:45:59

Test Mode :	802.11ac VHT40	Test Channel :	03

100kHz PSD reference Level	Channel Plot
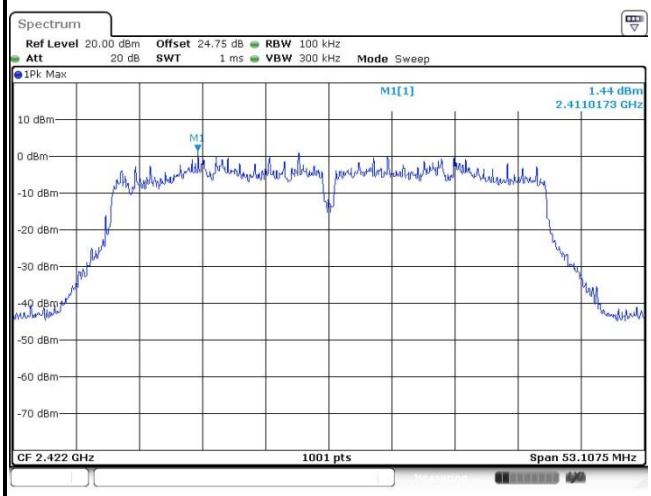	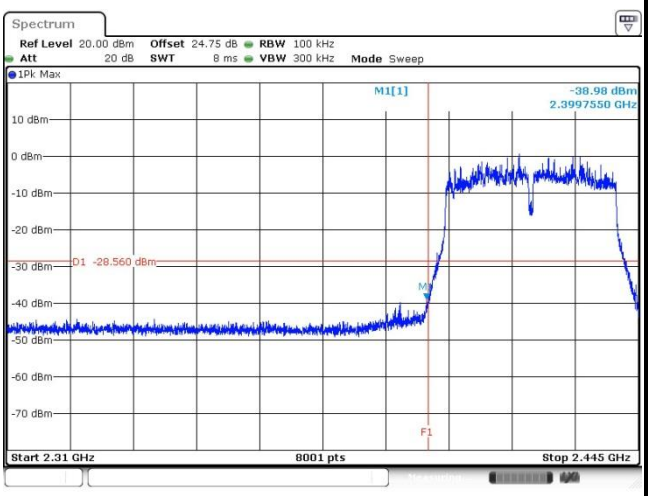
Date: 20.APR.2019 06:37:34	Date: 20.APR.2019 06:37:49
Spurious Emission 30MHz~3GHz	**Spurious Emission 2GHz~25GHz**
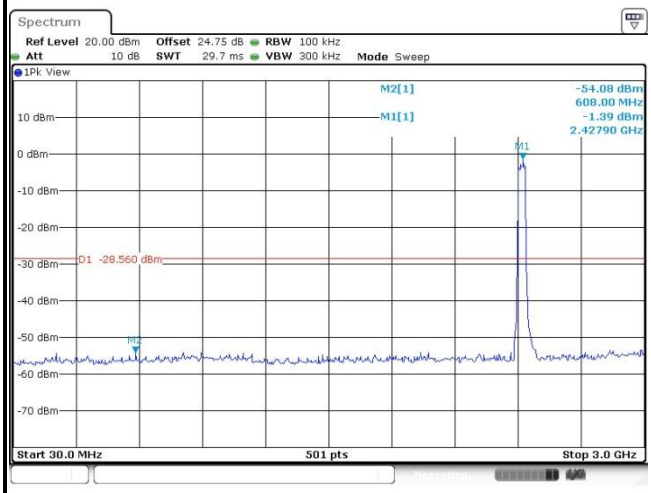	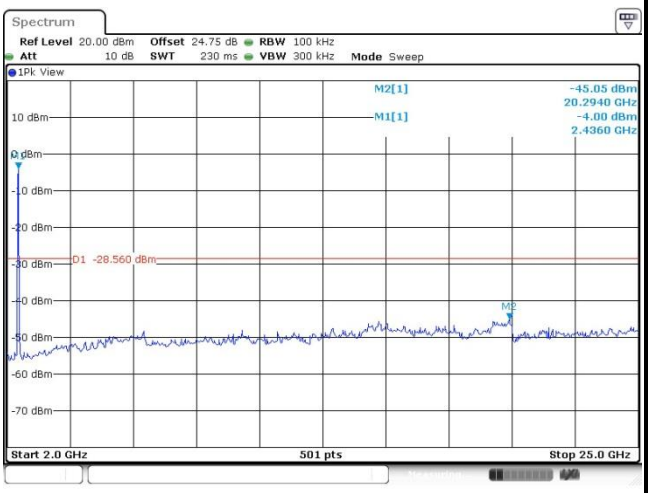
Date: 20.APR.2019 06:38:16	Date: 20.APR.2019 06:38:28

Test Mode :	802.11ac VHT40	Test Channel :	06

100kHz PSD reference Level

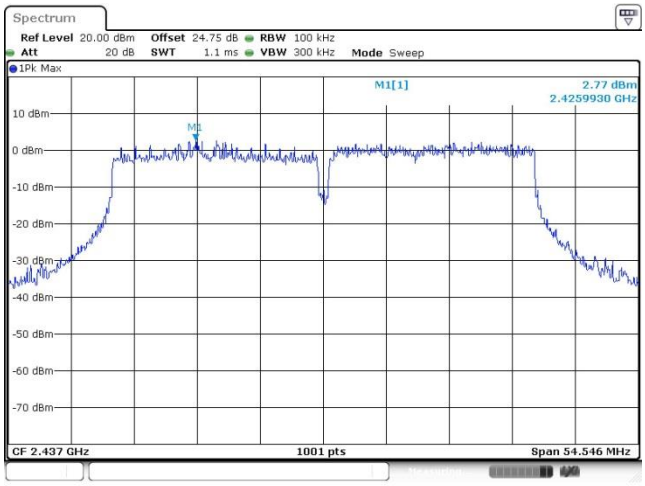

Date: 20.APR.2019 06:19:59

Spurious Emission 30MHz~3GHz

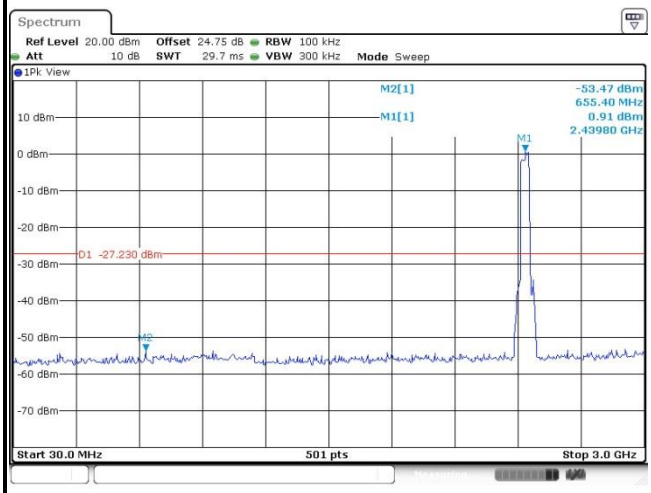

Date: 20.APR.2019 06:20:23

Spurious Emission 2GHz~25GHz

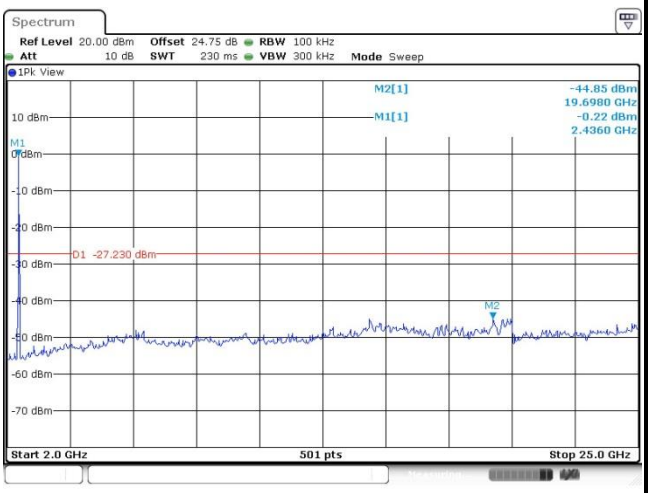

Date: 20.APR.2019 06:20:46

Test Mode :	802.11ac VHT40	Test Channel :	09

100kHz PSD reference Level

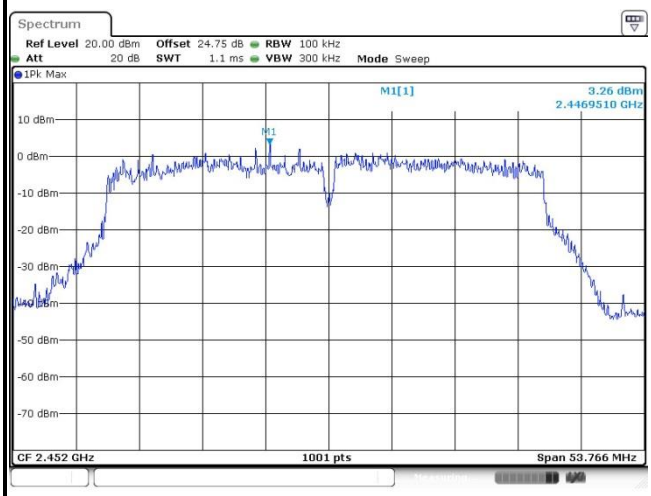

Date: 20.APR.2019 06:46:33

Channel Plot

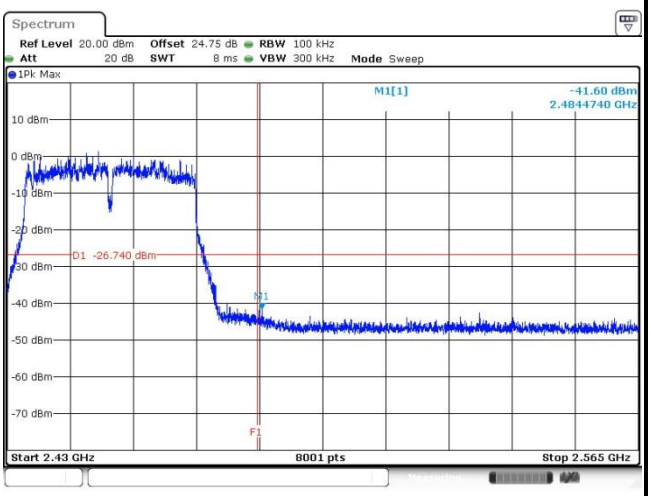

Date: 20.APR.2019 06:46:59

Spurious Emission 30MHz~3GHz

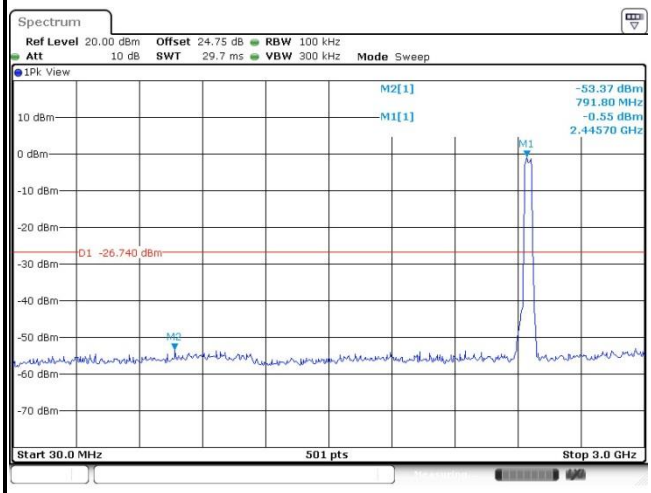

Date: 20.APR.2019 06:47:40

Spurious Emission 2GHz~25GHz

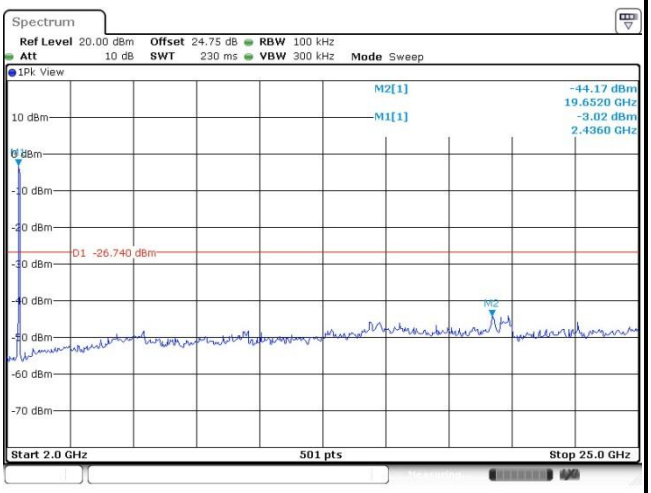

Date: 20.APR.2019 06:48:00

3.5 Radiated Band Edges and Spurious Emission Measurement

3.5.1 Limit of Radiated band edge and Spurious Emission Measurement

In any 100 kHz bandwidth outside the intentional radiator frequency band, all harmonics/spurious must be at least 20 dB below the highest emission level within the authorized band. If the output power of this device was measured by spectrum analyzer, the attenuation under this paragraph shall be 30 dB instead of 20 dB. In addition, radiated emissions which fall in the restricted bands must also comply with the NCC LP0002 section 2.8 limits as below.

Frequency (MHz)	Field Strength (microvolts/meter)	Measurement Distance (meters)
0.009 – 0.490	2400/F(kHz)	300
0.490 – 1.705	24000/F(kHz)	30
1.705 – 30.0	30	30
30 – 88	100	3
88 – 216	150	3
216 - 960	200	3
Above 960	500	3

3.5.2 Measuring Instruments

See list of measuring equipment of this test report.

3.5.3 Test Procedures

1. The testing follows the ANSI C63.10 Section 11.12.1 Radiated emission measurements
2. The EUT was arranged to its worst case and then tune the antenna tower (from 1 m to 4 m) and turntable (from 0 degree to 360 degrees) to find the maximum reading. A pre-amp and a high pass filter are used for the test in order to get better signal level.
3. The EUT was placed on a turntable with 0.8 meter for frequency below 1GHz and 1.5 meter for frequency above 1GHz respectively above ground.
4. The EUT was set 3 meters from the interference receiving antenna, which was mounted on the top of a variable height antenna tower.
5. Corrected Reading: Antenna Factor + Cable Loss + Read Level - Preamp Factor = Level
6. For testing below 1GHz, if the emission level of the EUT in peak mode was 3 dB lower than the limit specified, then peak values of EUT will be reported, otherwise, the emissions will be repeated one by one using the CISPR quasi-peak method and reported.
7. For testing above 1GHz, the emission level of the EUT in peak mode was 20dB lower than average limit (that means the emission level in average mode also complies with the limit in average mode), then peak values of EUT will be reported, otherwise, the emissions will be measured in average mode again and reported.
8. Use the following spectrum analyzer settings:
   (1) Span shall wide enough to fully capture the emission being measured;
   (2) Set RBW=100 kHz for f < 1 GHz; VBW ≥ RBW; Sweep = auto; Detector function = peak; Trace = max hold;
   (3) Set RBW = 1 MHz, VBW= 3MHz for f ≥ 1 GHz for peak measurement.
   For average measurement:
   - VBW = 10 Hz, when duty cycle is no less than 98 percent.
   - VBW ≥ 1/T, when duty cycle is less than 98 percent where T is the minimum transmission duration over which the transmitter is on and is transmitting at its maximum power control level for the tested mode of operation.

3.5.4 Test Setup

For radiated emissions below 30MHz

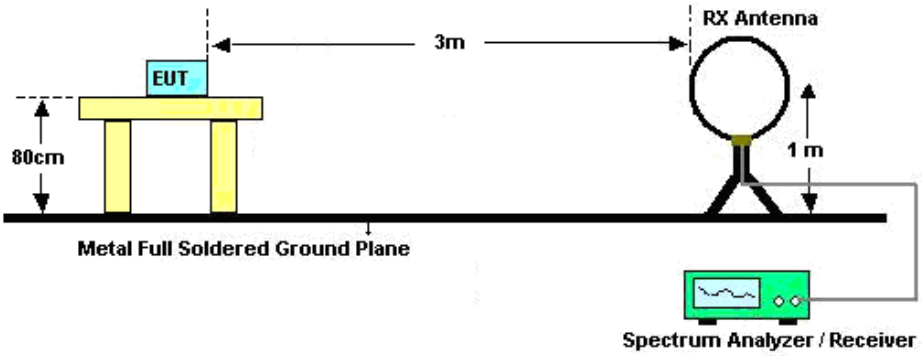

For radiated emissions from 30MHz to 1GHz

<CDD Mode>

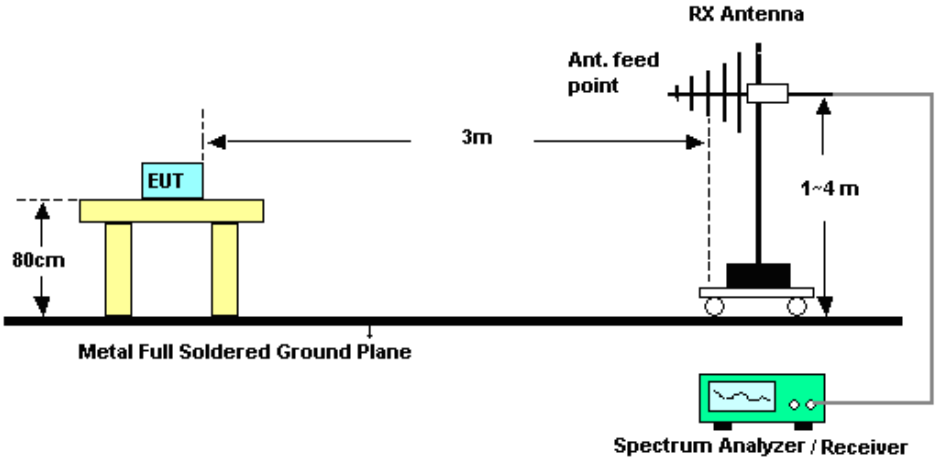

<TXBF Modes>

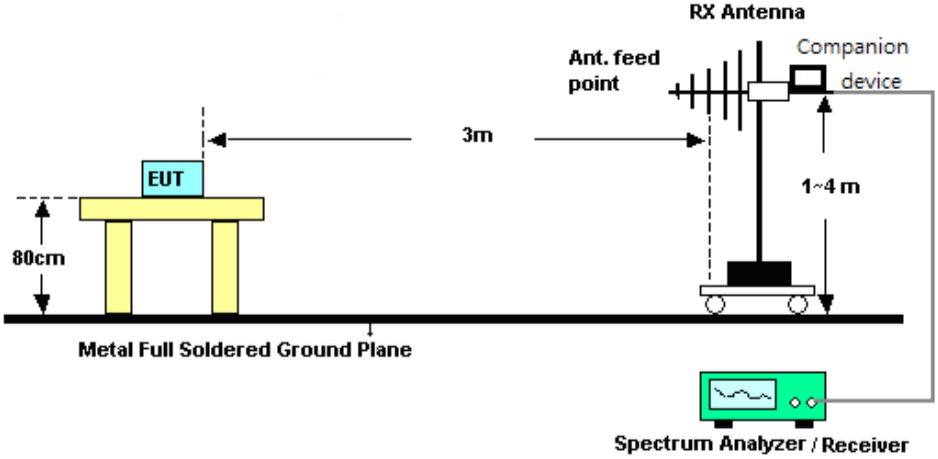

For radiated emissions above 1GHz

<CDD Mode>

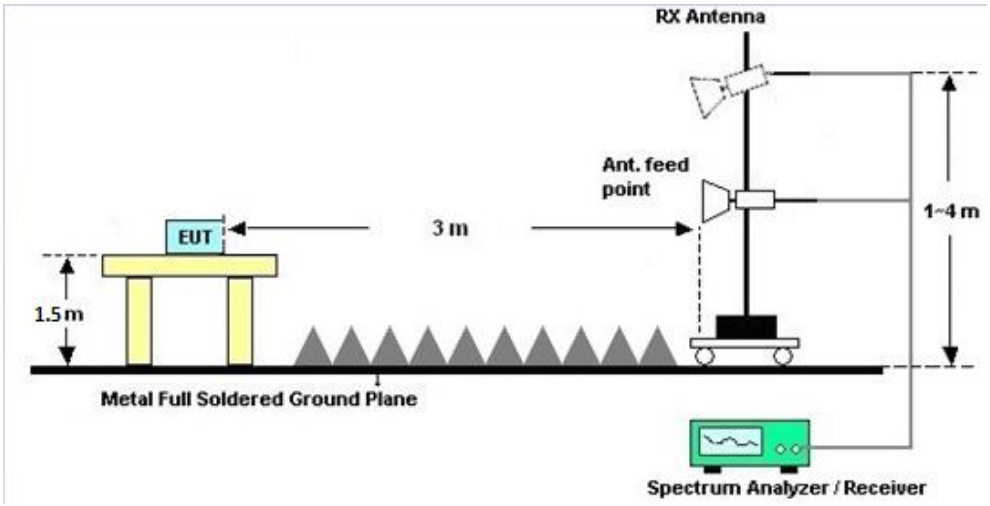

<TXBF Modes>

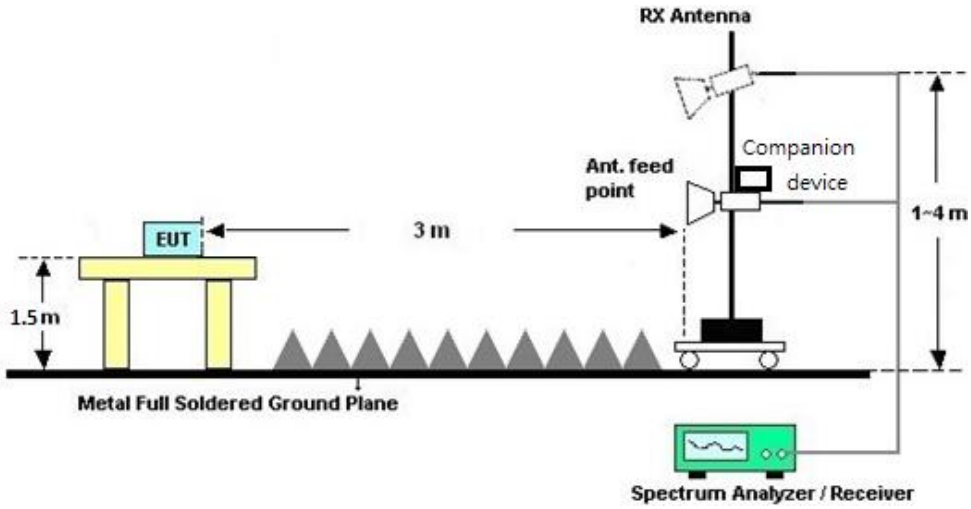

3.5.5 Test Results of Radiated Spurious Emissions (9kHz ~ 30MHz)

The low frequency, which started from 9 kHz to 30MHz, was pre-scanned and the result which was 20dB lower than the limit line per NCC LP0002 section 5.13 was not reported.

There is a comparison data of both open-field test site and alternative test site - semi-Anechoic chamber according to 414788 D01 Radiated Test Site v01r01, and the result came out very similar.

3.5.6 Test Result of Radiated Spurious at Band Edges

Please refer to Appendix B and C.

3.5.7 Duty Cycle

Please refer to Appendix D.

3.5.8 Test Result of Radiated Spurious Emission (30MHz ~ 10th Harmonic)

Please refer to Appendix B and C.

3.6 AC Conducted Emission Measurement

3.6.1 Limit of AC Conducted Emission

For equipment that is designed to be connected to the public utility (AC) power line, the radio frequency voltage that is conducted back onto the AC power line on any frequency or frequencies within the band 150 kHz to 30 MHz shall not exceed the limits in the following table.

Frequency of Emission (MHz)	Conducted Limit (dBμV)	
	Quasi-Peak	Average
0.15-0.5	66 to 56*	56 to 46*
0.5-5	56	46
5-30	60	50

*Decreases with the logarithm of the frequency.

3.6.2 Measuring Instruments

See list of measuring equipment of this test report.

3.6.3 Test Procedures

1. The EUT was placed 0.4 meter from the conducting wall of the shielding room, and it was kept at least 80 centimeters from any other grounded conducting surface.
2. Connect EUT to the power mains through a line impedance stabilization network (LISN).
3. All the support units are connecting to the other LISN.
4. The LISN provides 50 ohm coupling impedance for the measuring instrument.
5. The FCC states that a 50 ohm, 50 microhenry LISN should be used.
6. Both sides of AC line were checked for maximum conducted interference.
7. The frequency range from 150 kHz to 30 MHz was searched.
8. Set the test-receiver system to Peak Detect Function and specified bandwidth (IF bandwidth = 9kHz) with Maximum Hold Mode.

3.6.4 Test Setup

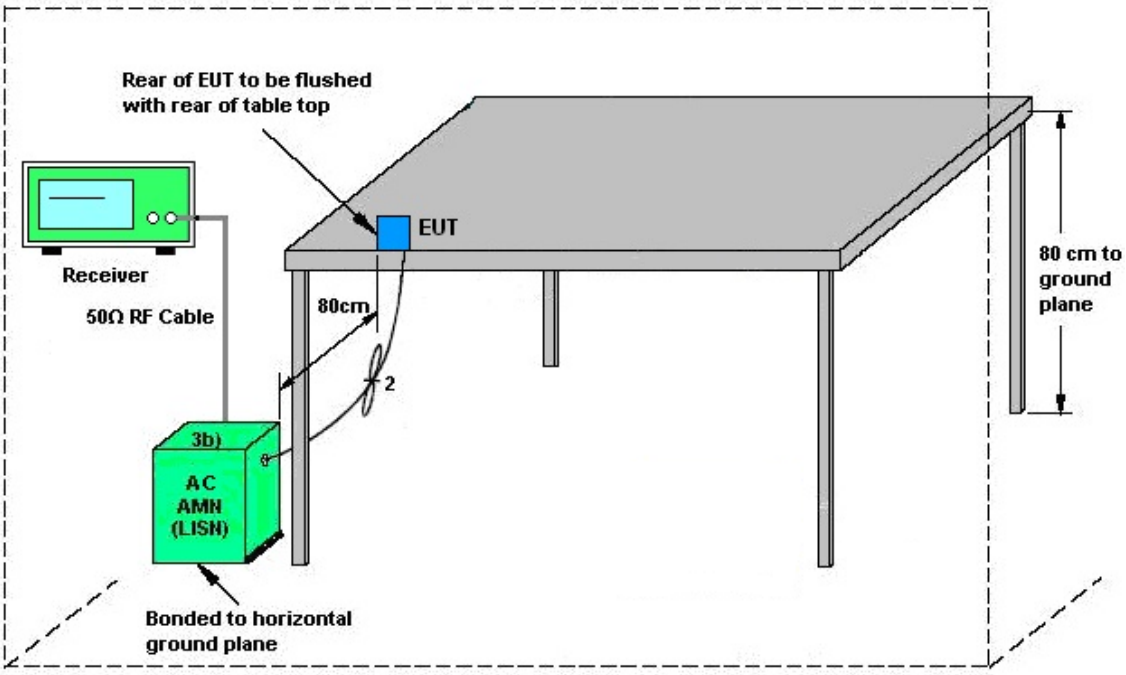

AMN = Artificial mains network (LISN)
AE = Associated equipment
EUT = Equipment under test
ISN = Impedance stabilization network

3.6.5 Test Result of AC Conducted Emission

Please refer to Appendix A.

3.7 Antenna Requirements

3.7.1 Standard Applicable

If directional gain of transmitting Antennas is greater than 6dBi, the power shall be reduced by the same level in dB comparing to gain minus 6dBi. The use of a permanently attached Antenna or of an Antenna that uses a unique coupling to the intentional radiator shall be considered sufficient to comply with the LP0002 Section 2.2, Section 3.10.1.3, and Section 3.10.1.4

3.7.2 Antenna Anti-Replacement Construction

An embedded-in antenna design is used.

3.7.3 Antenna Gain

<CDD Modes >

FCC KDB 662911 D01 Multiple Transmitter Output v02r01

For CDD transmissions, directional gain is calculated as

Directional gain = G_{ANT} + Array Gain, where Array Gain is as follows.

For power spectral density (PSD) measurements on all devices,

Array Gain = 10 log(N_{ANT}/N_{SS}=1) dB.

For power measurements on IEEE 802.11 devices,

Array Gain = 0 dB (i.e., no array gain) for $N_{ANT} \leq 4$.

Directional gain may be calculated by using the formulas applicable to equal gain antennas with G_{ANT} set equal to the gain of the antenna having the highest gain;

The EUT supports CDD mode.

For power, the directional gain G_{ANT} is set equal to the antenna having the highest gain, i.e., F)2)f)i).

For PSD, the directional gain calculation is following F)2)f)ii) of KDB 662911 D01 v02r01.

The power and PSD limit should be modified if the directional gain of EUT is over 6 dBi,

The directional gain “DG” is calculated as following table.

<CDD Modes>

	Ant. 1 (dBi)	Ant. 2 (dBi)	DG for Power (dBi)	DG for PSD (dBi)	Power Limit Reduction (dB)	PSD Limit Reduction (dB)
2.4 GHz	1.60	1.70	1.70	4.66	0.00	0.00

Power Limit Reduction = DG(Power) – 6dBi, (min = 0)

PSD Limit Reduction = DG(PSD) – 6dBi, (min = 0)

TXBF modes

FCC KDB 662911 D01 Multiple Transmitter Output v02r01

For CDD transmissions, directional gain is calculated as

$$DirectionalGain = 10 \cdot \log\left[\frac{\sum_{j=1}^{N_{SS}}\left\{\sum_{k=1}^{N_{ANT}} g_{j,k}\right\}^2}{N_{ANT}}\right]$$

where

Each antenna is driven by no more than one spatial stream;

N_{SS} = the number of independent spatial streams of data;

N_{ANT} = the total number of antennas

$g_{j,k} = 10^{G_k/20}$ if the kth antenna is being fed by spatial stream j, or zero if it is not;

G_k is the gain in dBi of the kth antenna.

The EUT supports beamforming for 802.11ac modes.

The directional gain calculation is following F)2)e)ii) of KDB 662911 D01 v02r01.

The power and PSD limit should be modified if the directional gain of EUT is over 6 dBi,

The directional gain "DG" is calculated as following table.

	Ant. 1 (dBi)	Ant. 2 (dBi)	DG for Power (dBi)	DG for PSD (dBi)	Power Limit Reduction (dB)	PSD Limit Reduction (dB)
2.4 GHz	1.60	1.70	4.66	4.66	0.00	0.00

Power Limit Reduction = DG(Power) – 6dBi, (min = 0)

PSD Limit Reduction = DG(PSD) – 6dBi, (min = 0)

4 List of Measuring Equipment

Instrument	Manufacturer	Model No.	Serial No.	Characteristics	Calibration Date	Test Date	Due Date	Remark
AC Power Source	ChainTek	APC-1000W	N/A	N/A	N/A	Mar. 12, 2019	N/A	Conduction (CO05-HY)
EMI Test Receiver	Rohde & Schwarz	ESR3	102388	9KHz~3.6GHz	Nov. 12, 2018	Mar. 12, 2019	Nov. 11, 2019	Conduction (CO05-HY)
LISN	Rohde & Schwarz	ENV216	100080	9kHz~30MHz	Nov. 14, 2018	Mar. 12, 2019	Nov. 13, 2019	Conduction (CO05-HY)
LISN	Rohde & Schwarz	ENV216	100081	9kHz~30MHz	Nov. 09, 2018	Mar. 12, 2019	Nov. 08, 2019	Conduction (CO05-HY)
Software	Rohde & Schwarz	EMC32 V10.30	N/A	N/A	N/A	Mar. 12, 2019	N/A	Conduction (CO05-HY)
LF Cable	HUBER + SUHNER	RG-214/U	LF01	N/A	Dec. 31, 2018	Mar. 12, 2019	Dec. 30, 2019	Conduction (CO05-HY)
Pulse Limiter	Rohde & Schwarz	ESH3-Z2	100851	N/A	Dec. 31, 2018	Mar. 12, 2019	Dec. 30, 2019	Conduction (CO05-HY)
<CDD Mode>								
Power Meter	Anritsu	ML2495A	1132003	N/A	Aug. 16, 2018	Feb. 21, 2019~ Apr. 19, 2019	Aug. 15, 2019	Conducted (TH05-HY)
Power Sensor	Anritsu	MA2411B	1126017	300MHz~40GHz	Aug. 16, 2018	Feb. 21, 2019~ Apr. 19, 2019	Aug. 15, 2019	Conducted (TH05-HY)
Spectrum Analyzer	Rohde & Schwarz	FSP40	100057	9kHz-40GHz	Nov. 21, 2018	Feb. 21, 2019~ Apr. 19, 2019	Nov. 20, 2019	Conducted (TH05-HY)
Switch Box & RF Cable	Burgeon	ETF-058	EC1300484	N/A	Apr. 17, 2018	Feb. 21, 2019~ Apr. 15, 2019	Apr. 16, 2019	Conducted (TH05-HY)
Switch Box & RF Cable	Burgeon	ETF-058	EC1208382	N/A	Mar. 27, 2019	Apr. 16, 2019~ Apr. 19, 2019	Mar. 26, 2020	Conducted (TH05-HY)
<TXBF Mode>								
Power Sensor	DARE	RPR3006W	16I00054SNO12	10MHz~6GHz	Dec. 27, 2018	Mar. 21, 2019~ Apr. 22, 2019	Dec. 26, 2019	Conducted (TH05-HY)
Spectrum Analyzer	Rohde & Schwarz	FSV40	101397	10Hz~40GHz	Nov. 13, 2018	Mar. 21, 2019~ Apr. 22, 2019	Nov. 12, 2019	Conducted (TH05-HY)
Switch Box & RF Cable	Burgeon	ETF-058	EC1300484	N/A	Apr. 17, 2018	Mar. 21, 2019~ Apr. 15, 2019	Apr. 16, 2019	Conducted (TH05-HY)
Switch Box & RF Cable	Burgeon	ETF-058	EC1208382	N/A	Mar. 27, 2019	Apr. 16, 2019~ Apr. 22, 2019	Mar. 26, 2020	Conducted (TH05-HY)

Instrument	Manufacturer	Model No.	Serial No.	Characteristics	Calibration Date	Test Date	Due Date	Remark
Loop Antenna	Rohde & Schwarz	HFH2-Z2	100488	9 kHz~30 MHz	Jan. 07, 2019	Mar. 25, 2019~ Apr. 24, 2019	Jan. 06, 2020	Radiation (03CH13-HY)
Horn Antenna	SCHWARZBECK	BBHA 9120 D	9120D-1241	1GHz ~ 18GHz	Jun. 29, 2018	Mar. 25, 2019~ Apr. 24, 2019	Jun. 28, 2019	Radiation (03CH13-HY)
Bilog Antenna	TESEQ	CBL 6111D&00800N1D01N-06	37059&01	30MHz~1GHz	Oct. 13, 2018	Mar. 25, 2019~ Apr. 24, 2019	Oct. 12, 2019	Radiation (03CH13-HY)
SHF-EHF Horn Antenna	SCHWARZBECK	BBHA 9170	BBHA9170584	18GHz- 40GHz	Dec. 05, 2018	Mar. 25, 2019~ Apr. 24, 2019	Dec. 04, 2019	Radiation (03CH13-HY)
Preamplifier	Keysight	83017A	MY53270080	1GHz~26.5GHz	Nov. 14, 2018	Mar. 25, 2019~ Apr. 24, 2019	Nov. 13, 2020	Radiation (03CH13-HY)
Preamplifier	MITEQ	AMF-7D-00101800-30-10P	1590074	1GHz~18GHz	May 21, 2018	Mar. 25, 2019~ Apr. 24, 2019	May 20, 2019	Radiation (03CH13-HY)
Amplifier	Sonoma-Instrument	310 N	187282	9KHz~1GHz	Dec. 18, 2018	Mar. 25, 2019~ Apr. 24, 2019	Dec. 17, 2019	Radiation (03CH13-HY)
Amplifier	MITEQ	TTA1840-35-HG	1871923	18GHz~40GHz, VSWR : 2.5:1 max	Jul. 16, 2018	Mar. 25, 2019~ Apr. 24, 2019	Jul. 15, 2019	Radiation (03CH13-HY)
RF Cable	HUBER + SUHNER	SUCOFLEX 126E	0030/126E	30M-18G	Feb. 13, 2019	Mar. 25, 2019~ Apr. 24, 2019	Feb. 12, 2020	Radiation (03CH13-HY)
RF Cable	HUBER + SUHNER	SUCOFLEX 104	804793/4	30M-18G	Feb. 13, 2019	Mar. 25, 2019~ Apr. 24, 2019	Feb. 12, 2020	Radiation (03CH13-HY)
RF Cable	HUBER + SUHNER	SUCOFLEX 104	MY24961/4	30M-18G	Feb. 13, 2019	Mar. 25, 2019~ Apr. 24, 2019	Feb. 12, 2020	Radiation (03CH13-HY)
RF Cable	HUBER + SUHNER	SUCOFLEX 102	MY2859/2	30M~40GHz	Mar. 13, 2019	Mar. 25, 2019~ Apr. 24, 2019	Mar. 12, 2020	Radiation (03CH13-HY)
RF Cable	HUBER + SUHNER	SUCOFLEX 102	MY4274/2	30M~40GHz	Mar. 13, 2019	Mar. 25, 2019~ Apr. 24, 2019	Mar. 12, 2020	Radiation (03CH13-HY)
Spectrum Analyzer	Keysight	N9010A	MY55370526	10Hz~44GHz	Mar. 19, 2019	Mar. 25, 2019~ Apr. 24, 2019	Mar. 18, 2020	Radiation (03CH13-HY)
Antenna Mast	EMEC	AM-BS-4500-B	N/A	1m~4m	N/A	Mar. 25, 2019~ Apr. 24, 2019	N/A	Radiation (03CH13-HY)
Turn Table	EMEC	TT2000	N/A	0~360 Degree	N/A	Mar. 25, 2019~ Apr. 24, 2019	N/A	Radiation (03CH13-HY)
Software	AUDIX	E3 6.2009-8-24c	RK-001124	N/A	N/A	Mar. 25, 2019~ Apr. 24, 2019	N/A	Radiation (03CH13-HY)
EMI Test Receiver	Keysight	N9038A (MXE)	MY54130085	20Hz ~ 8.4GHz	Nov. 01, 2018	Mar. 25, 2019~ Apr. 24, 2019	Oct. 31, 2019	Radiation (03CH13-HY)
Filter	Wainwright	WHKX12-1080-1200-15000-60ST	SN3	1.2G Low Pass	Jul. 05, 2018	Mar. 25, 2019~ Apr. 24, 2019	Jul. 04, 2019	Radiation (03CH13-HY)
Filter	Wainwright	WHKX12-2700-3000-18000-60SS	SN2	3G High Pass	Jul. 16, 2018	Mar. 25, 2019~ Apr. 24, 2019	Jul. 15, 2019	Radiation (03CH13-HY)

5 Uncertainty of Evaluation

Uncertainty of Conducted Emission Measurement (150kHz ~ 30MHz)

Measuring Uncertainty for a Level of Confidence of 95% (U = 2Uc(y))	2.2

Uncertainty of Radiated Emission Measurement (30 MHz ~ 1000 MHz)

Measuring Uncertainty for a Level of Confidence of 95% (U = 2Uc(y))	4.9

Uncertainty of Radiated Emission Measurement (1000 MHz ~ 18000 MHz)

Measuring Uncertainty for a Level of Confidence of 95% (U = 2Uc(y))	5.4

Uncertainty of Radiated Emission Measurement (18000 MHz ~ 40000 MHz)

Measuring Uncertainty for a Level of Confidence of 95% (U = 2Uc(y))	4.3

Appendix A. AC Conducted Emission Test Results

Test Engineer :	Rick Lin	**Temperature :**	22~24℃
		Relative Humidity :	55~58%
Test Voltage :	120Vac / 60Hz	**Phase :**	Line

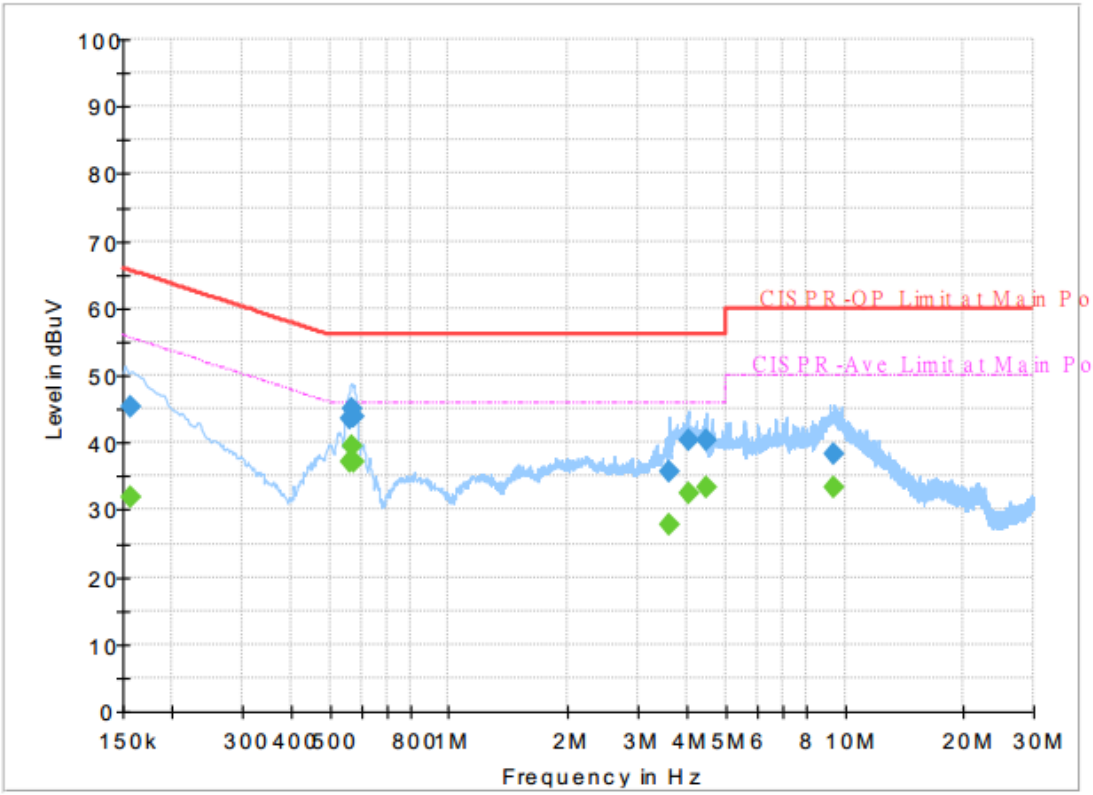

Final Result

Frequency (MHz)	QuasiPeak (dBuV)	CAverage (dBuV)	Limit (dBuV)	Margin (dB)	Line	Filter	Corr. (dB)
0.156750	---	31.97	55.63	23.66	L1	OFF	19.5
0.156750	45.20	---	65.63	20.43	L1	OFF	19.5
0.559500	---	37.15	46.00	8.85	L1	OFF	19.5
0.559500	43.52	---	56.00	12.48	L1	OFF	19.5
0.568500	---	39.45	46.00	6.55	L1	OFF	19.5
0.568500	45.02	---	56.00	10.98	L1	OFF	19.5
0.577500	---	36.99	46.00	9.01	L1	OFF	19.5
0.577500	43.79	---	56.00	12.21	L1	OFF	19.5
3.610500	---	27.70	46.00	18.30	L1	OFF	19.6
3.610500	35.66	---	56.00	20.34	L1	OFF	19.6
4.020000	---	32.52	46.00	13.48	L1	OFF	19.6
4.020000	40.34	---	56.00	15.66	L1	OFF	19.6
4.463250	---	33.21	46.00	12.79	L1	OFF	19.6
4.463250	40.22	---	56.00	15.78	L1	OFF	19.6
9.395250	---	33.25	50.00	16.75	L1	OFF	19.7
9.395250	38.38	---	60.00	21.62	L1	OFF	19.7

Test Engineer :	Rick Lin	**Temperature :**	22~24℃
		Relative Humidity :	55~58%
Test Voltage :	120Vac / 60Hz	**Phase :**	Neutral

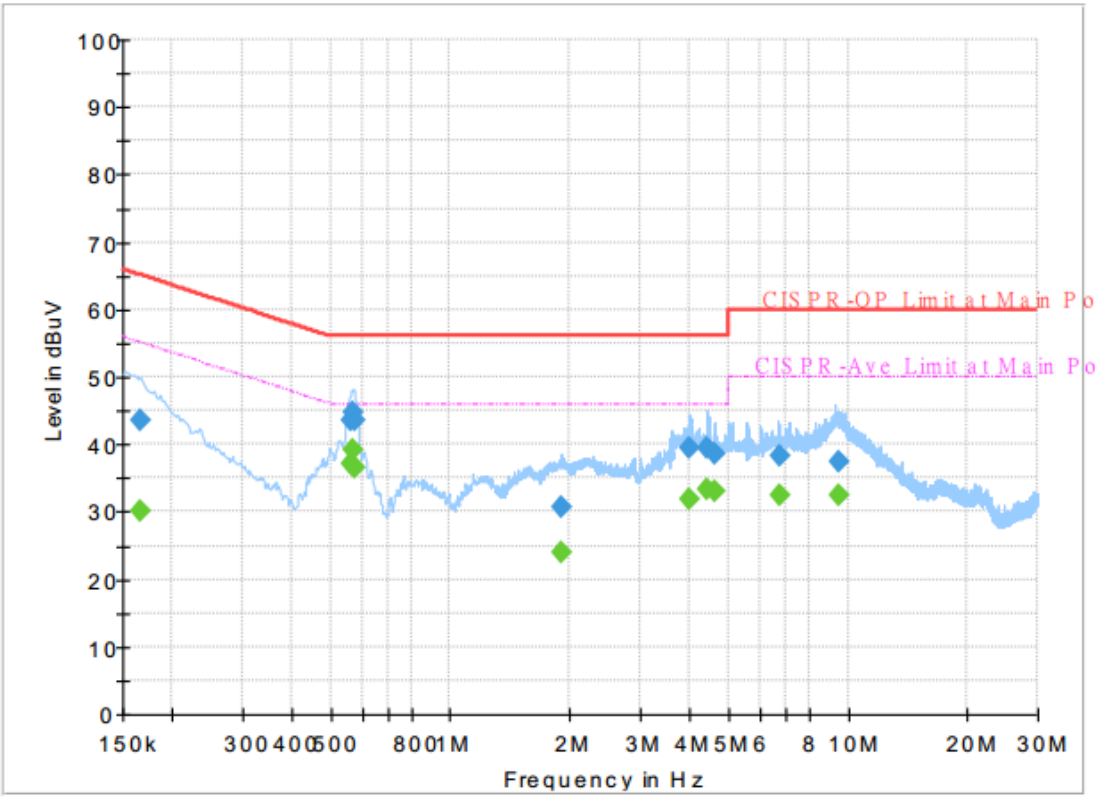

Final Result

Frequency (MHz)	QuasiPeak (dBuV)	CAverage (dBuV)	Limit (dBuV)	Margin (dB)	Line	Filter	Corr. (dB)
0.165750	---	30.07	55.17	25.10	N	OFF	19.5
0.165750	43.52	---	65.17	21.65	N	OFF	19.5
0.559500	---	37.02	46.00	8.98	N	OFF	19.5
0.559500	43.44	---	56.00	12.56	N	OFF	19.5
0.568500	---	39.19	46.00	6.81	N	OFF	19.5
0.568500	44.73	---	56.00	11.27	N	OFF	19.5
0.577500	---	36.63	46.00	9.37	N	OFF	19.5
0.577500	43.45	---	56.00	12.55	N	OFF	19.5
1.902750	---	23.86	46.00	22.14	N	OFF	19.6
1.902750	30.62	---	56.00	25.38	N	OFF	19.6
3.997500	---	31.84	46.00	14.16	N	OFF	19.6
3.997500	39.57	---	56.00	16.43	N	OFF	19.6
4.445250	---	33.25	46.00	12.75	N	OFF	19.6
4.445250	39.34	---	56.00	16.66	N	OFF	19.6
4.638750	---	33.11	46.00	12.89	N	OFF	19.6
4.638750	38.66	---	56.00	17.34	N	OFF	19.6
6.706500	---	32.56	50.00	17.44	N	OFF	19.6
6.706500	38.20	---	60.00	21.80	N	OFF	19.6
9.489750	---	32.39	50.00	17.61	N	OFF	19.7
9.489750	37.30	---	60.00	22.70	N	OFF	19.7

Appendix B. Radiated Spurious Emission

Test Engineer :	Alex Jheng, Fu Chen, and Wilson Wu	Temperature :	24.5~25.3°C
		Relative Humidity :	49~53%

<CDD Mode>

2.4GHz 2400~2483.5MHz

WIFI 802.11b (Band Edge @ 3m)

WIFI Ant. 1	Note	Frequency (MHz)	Level (dBμV/m)	Over Limit (dB)	Limit Line (dBμV/m)	Read Level (dBμV)	Antenna Factor (dB/m)	Path Loss (dB)	Preamp Factor (dB)	Ant Pos (cm)	Table Pos (deg)	Peak Avg. (P/A)	Pol. (H/V)
802.11b CH 01 2412MHz		2390	58.12	-15.88	74	46.55	27.23	13.92	29.58	180	346	P	H
		2389.905	50.96	-3.04	54	39.39	27.23	13.92	29.58	180	346	A	H
	*	2412	116.18	-	-	104.54	27.28	13.94	29.58	180	346	P	H
	*	2412	113.15	-	-	101.51	27.28	13.94	29.58	180	346	A	H
													H
													H
		2390	55.8	-18.2	74	44.23	27.23	13.92	29.58	400	12	P	V
		2390	49.41	-4.59	54	37.84	27.23	13.92	29.58	400	12	A	V
	*	2412	112.51	-	-	100.87	27.28	13.94	29.58	400	12	P	V
	*	2412	109.37	-	-	97.73	27.28	13.94	29.58	400	12	A	V
													V
													V
802.11b CH 06 2437MHz		2349.06	51.94	-22.06	74	40.54	27.1	13.89	29.59	174	346	P	H
		2389.94	42.01	-11.99	54	30.44	27.23	13.92	29.58	174	346	A	H
	*	2437	115.64	-	-	103.89	27.37	13.96	29.58	174	346	P	H
	*	2437	112.51	-	-	100.76	27.37	13.96	29.58	174	346	A	H
		2484.32	54.01	-19.99	74	42.12	27.46	14	29.57	174	346	P	H
		2485.02	43.14	-10.86	54	31.25	27.46	14	29.57	174	346	A	H
		2366.84	52.16	-21.84	74	40.71	27.14	13.9	29.59	384	15	P	V
		2389.94	41.51	-12.49	54	29.94	27.23	13.92	29.58	384	15	A	V
	*	2437	112.45	-	-	100.7	27.37	13.96	29.58	384	15	P	V
	*	2437	109.27	-	-	97.52	27.37	13.96	29.58	384	15	A	V
		2488.03	52.6	-21.4	74	40.67	27.5	14	29.57	384	15	P	V
		2485.16	42.03	-11.97	54	30.14	27.46	14	29.57	384	15	A	V

802.11b CH 11 2462MHz	*	2462	112.58	-	-	100.76	27.41	13.98	29.57	170	345	P	H
	*	2462	109.47	-	-	97.65	27.41	13.98	29.57	170	345	A	H
		2484.44	57.62	-16.38	74	45.73	27.46	14	29.57	170	345	P	H
		2484.64	49.98	-4.02	54	38.09	27.46	14	29.57	170	345	A	H
													H
													H
	*	2462	108.4	-	-	96.58	27.41	13.98	29.57	377	13	P	V
	*	2462	105.31	-	-	93.49	27.41	13.98	29.57	377	13	A	V
		2484.24	55.54	-18.46	74	43.65	27.46	14	29.57	377	13	P	V
		2484.64	46.49	-7.51	54	34.6	27.46	14	29.57	377	13	A	V
													V
													V
Remark	1. No other spurious found. 2. All results are PASS against Peak and Average limit line.												

2.4GHz 2400~2483.5MHz

WIFI 802.11b (Harmonic @ 3m)

WIFI Ant.	Note	Frequency	Level	Over Limit	Limit Line	Read Level	Antenna Factor	Path Loss	Preamp Factor	Ant Pos	Table Pos	Peak Avg.	Pol.
1		(MHz)	(dBμV/m)	(dB)	(dBμV/m)	(dBμV)	(dB/m)	(dB)	(dB)	(cm)	(deg)	(P/A)	(H/V)
802.11b CH 01 2412MHz		4824	48.76	-25.24	74	68.63	31.26	6.42	57.55	100	0	P	H
													H
													H
													H
		4824	45.23	-28.77	74	65.1	31.26	6.42	57.55	100	0	P	V
													V
													V
													V
802.11b CH 06 2437MHz		4874	51.5	-22.5	74	71.03	31.36	6.56	57.45	100	177	P	H
		4874	49.54	-4.46	54	69.07	31.36	6.56	57.45	100	177	A	H
		7311	42.63	-31.37	74	55.52	36.18	8.2	57.27	100	0	P	H
													H
		4874	47.66	-26.34	74	67.19	31.36	6.56	57.45	100	0	P	V
		7311	43.36	-30.64	74	56.25	36.18	8.2	57.27	100	0	P	V
													V
													V
802.11b CH 11 2462MHz		4924	48.05	-25.95	74	67.24	31.46	6.7	57.35	100	0	P	H
		7386	44.24	-29.76	74	57.09	36.37	8.14	57.36	100	0	P	H
													H
													H
		4924	42.93	-31.07	74	62.12	31.46	6.7	57.35	100	0	P	V
		7386	43.49	-30.51	74	56.34	36.37	8.14	57.36	100	0	P	V
													V
													V
Remark	1. No other spurious found. 2. All results are PASS against Peak and Average limit line.												

2.4GHz 2400~2483.5MHz

WIFI 802.11g (Band Edge @ 3m)

WIFI Ant.	Note	Frequency	Level	Over Limit	Limit Line	Read Level	Antenna Factor	Path Loss	Preamp Factor	Ant Pos	Table Pos	Peak Avg.	Pol.
1		(MHz)	(dBμV/m)	(dB)	(dBμV/m)	(dBμV)	(dB/m)	(dB)	(dB)	(cm)	(deg)	(P/A)	(H/V)
802.11g CH 01 2412MHz		2388.855	62.27	-11.73	74	50.7	27.23	13.92	29.58	145	340	P	H
		2390	52.58	-1.42	54	41.01	27.23	13.92	29.58	145	340	A	H
	*	2412	113.18	-	-	101.54	27.28	13.94	29.58	145	340	P	H
	*	2412	105.31	-	-	93.67	27.28	13.94	29.58	145	340	A	H
													H
													H
		2389.905	57.7	-16.3	74	46.13	27.23	13.92	29.58	392	19	P	V
		2389.905	49.04	-4.96	54	37.47	27.23	13.92	29.58	392	19	A	V
	*	2412	109.46	-	-	97.82	27.28	13.94	29.58	392	19	P	V
	*	2412	101.37	-	-	89.73	27.28	13.94	29.58	392	19	A	V
													V
													V
802.11g CH 06 2437MHz		2389.1	60.8	-13.2	74	49.23	27.23	13.92	29.58	154	337	P	H
		2389.94	49.26	-4.74	54	37.69	27.23	13.92	29.58	154	337	A	H
	*	2437	118.33	-	-	106.58	27.37	13.96	29.58	154	337	P	H
	*	2437	110.74	-	-	98.99	27.37	13.96	29.58	154	337	A	H
		2484.53	56.42	-17.58	74	44.53	27.46	14	29.57	154	337	P	H
		2483.55	46.83	-7.17	54	34.94	27.46	14	29.57	154	337	A	H
		2389.52	55.97	-18.03	74	44.4	27.23	13.92	29.58	383	17	P	V
		2389.94	45.34	-8.66	54	33.77	27.23	13.92	29.58	383	17	A	V
	*	2437	114.83	-	-	103.08	27.37	13.96	29.58	383	17	P	V
	*	2437	107.19	-	-	95.44	27.37	13.96	29.58	383	17	A	V
		2484.32	53.21	-20.79	74	41.32	27.46	14	29.57	383	17	P	V
		2483.69	44.19	-9.81	54	32.3	27.46	14	29.57	383	17	A	V

802.11g CH 11 2462MHz	*	2462	111.5	-	-	99.68	27.41	13.98	29.57	145	338	P	H
	*	2462	103.95	-	-	92.13	27.41	13.98	29.57	145	338	A	H
		2483.6	62.99	-11.01	74	51.1	27.46	14	29.57	145	338	P	H
		2483.6	52.77	-1.23	54	40.88	27.46	14	29.57	145	338	A	H
													H
													H
	*	2462	108.1	-	-	96.28	27.41	13.98	29.57	331	17	P	V
	*	2462	100.33	-	-	88.51	27.41	13.98	29.57	331	17	A	V
		2483.52	56.19	-17.81	74	44.3	27.46	14	29.57	331	17	P	V
		2483.52	46.13	-7.87	54	34.24	27.46	14	29.57	331	17	A	V
													V
													V
Remark	1. No other spurious found. 2. All results are PASS against Peak and Average limit line.												

2.4GHz 2400~2483.5MHz

WIFI 802.11g (Harmonic @ 3m)

WIFI Ant.	Note	Frequency	Level	Over Limit	Limit Line	Read Level	Antenna Factor	Path Loss	Preamp Factor	Ant Pos	Table Pos	Peak Avg.	Pol.
1		(MHz)	(dBμV/m)	(dB)	(dBμV/m)	(dBμV)	(dB/m)	(dB)	(dB)	(cm)	(deg)	(P/A)	(H/V)
802.11g CH 01 2412MHz		4824	42.21	-31.79	74	62.08	31.26	6.42	57.55	100	0	P	H
													H
													H
													H
		4824	39.59	-34.41	74	59.46	31.26	6.42	57.55	100	0	P	V
													V
													V
													V
802.11g CH 06 2437MHz		4874	49.21	-24.79	74	68.74	31.36	6.56	57.45	100	0	P	H
		7311	43.58	-30.42	74	56.47	36.18	8.2	57.27	100	0	P	H
													H
													H
		4874	44	-30	74	63.53	31.36	6.56	57.45	100	0	P	V
		7311	43.7	-30.3	74	56.59	36.18	8.2	57.27	100	0	P	V
													V
													V
802.11g CH 11 2462MHz		4924	41.48	-32.52	74	60.67	31.46	6.7	57.35	100	0	P	H
		7386	43.92	-30.08	74	56.77	36.37	8.14	57.36	100	0	P	H
													H
													H
		4924	38.39	-35.61	74	57.58	31.46	6.7	57.35	100	0	P	V
		7386	43.26	-30.74	74	56.11	36.37	8.14	57.36	100	0	P	V
													V
													V
Remark	1. No other spurious found. 2. All results are PASS against Peak and Average limit line.												

2.4GHz 2400~2483.5MHz

WIFI 802.11n HT20 (Band Edge @ 3m)

WIFI Ant.	Note	Frequency	Level	Over Limit	Limit Line	Read Level	Antenna Factor	Path Loss	Preamp Factor	Ant Pos	Table Pos	Peak Avg.	Pol.
1		(MHz)	(dBμV/m)	(dB)	(dBμV/m)	(dBμV)	(dB/m)	(dB)	(dB)	(cm)	(deg)	(P/A)	(H/V)
802.11n HT20 CH 01 2412MHz		2389.695	63.57	-10.43	74	52	27.23	13.92	29.58	179	348	P	H
		2390	52.12	-1.88	54	40.55	27.23	13.92	29.58	179	348	A	H
	*	2412	111.22	-	-	99.58	27.28	13.94	29.58	179	348	P	H
	*	2412	103.37	-	-	91.73	27.28	13.94	29.58	179	348	A	H
													H
													H
		2389.905	58.54	-15.46	74	46.97	27.23	13.92	29.58	390	13	P	V
		2390	48.1	-5.9	54	36.53	27.23	13.92	29.58	390	13	A	V
	*	2412	107.61	-	-	95.97	27.28	13.94	29.58	390	13	P	V
	*	2412	99.69	-	-	88.05	27.28	13.94	29.58	390	13	A	V
													V
													V
802.11n HT20 CH 06 2437MHz		2389.52	61.77	-12.23	74	50.2	27.23	13.92	29.58	174	345	P	H
		2389.8	50.33	-3.67	54	38.76	27.23	13.92	29.58	174	345	A	H
	*	2437	117.79	-	-	106.04	27.37	13.96	29.58	174	345	P	H
	*	2437	109.75	-	-	98	27.37	13.96	29.58	174	345	A	H
		2483.5	58.63	-15.37	74	46.74	27.46	14	29.57	174	345	P	H
		2483.5	47.48	-6.52	54	35.59	27.46	14	29.57	174	345	A	H
		2389.8	59.13	-14.87	74	47.56	27.23	13.92	29.58	385	16	P	V
		2389.94	47.17	-6.83	54	35.6	27.23	13.92	29.58	385	16	A	V
	*	2437	114.72	-	-	102.97	27.37	13.96	29.58	385	16	P	V
	*	2437	106.76	-	-	95.01	27.37	13.96	29.58	385	16	A	V
		2483.55	54.39	-19.61	74	42.5	27.46	14	29.57	385	16	P	V
		2483.69	44.53	-9.47	54	32.64	27.46	14	29.57	385	16	A	V

802.11n HT20 CH 11 2462MHz	*	2462	109.98	-	-	98.16	27.41	13.98	29.57	148	345	P	H
	*	2462	102.17	-	-	90.35	27.41	13.98	29.57	148	345	A	H
		2483.8	63.33	-10.67	74	51.44	27.46	14	29.57	148	345	P	H
		2483.52	52.28	-1.72	54	40.39	27.46	14	29.57	148	345	A	H
													H
													H
	*	2462	106.21	-	-	94.39	27.41	13.98	29.57	375	15	P	V
	*	2462	97.95	-	-	86.13	27.41	13.98	29.57	375	15	A	V
		2483.88	58.35	-15.65	74	46.46	27.46	14	29.57	375	15	P	V
		2483.52	48.33	-5.67	54	36.44	27.46	14	29.57	375	15	A	V
													V
													V
Remark	1. No other spurious found. 2. All results are PASS against Peak and Average limit line.												

2.4GHz 2400~2483.5MHz

WIFI 802.11n HT20 (Harmonic @ 3m)

WIFI Ant.	Note	Frequency	Level	Over Limit	Limit Line	Read Level	Antenna Factor	Path Loss	Preamp Factor	Ant Pos	Table Pos	Peak Avg.	Pol.
1		(MHz)	(dBμV/m)	(dB)	(dBμV/m)	(dBμV)	(dB/m)	(dB)	(dB)	(cm)	(deg)	(P/A)	(H/V)
802.11n HT20 CH 01 2412MHz		4824	40.64	-33.36	74	60.51	31.26	6.42	57.55	100	0	P	H
													H
													H
													H
		4824	39.81	-34.19	74	59.68	31.26	6.42	57.55	100	0	P	V
													V
													V
													V
802.11n HT20 CH 06 2437MHz		4874	49.26	-24.74	74	68.79	31.36	6.56	57.45	100	0	P	H
		7311	43.17	-30.83	74	56.06	36.18	8.2	57.27	100	0	P	H
													H
													H
		4874	43.8	-30.2	74	63.33	31.36	6.56	57.45	100	0	P	V
		7311	43.79	-30.21	74	56.68	36.18	8.2	57.27	100	0	P	V
													V
													V
802.11n HT20 CH 11 2462MHz		4924	40.45	-33.55	74	59.64	31.46	6.7	57.35	100	0	P	H
		7386	43.14	-30.86	74	55.99	36.37	8.14	57.36	100	0	P	H
													H
													H
		4924	37.88	-36.12	74	57.07	31.46	6.7	57.35	100	0	P	V
		7386	43.82	-30.18	74	56.67	36.37	8.14	57.36	100	0	P	V
													V
													V
Remark	1. No other spurious found. 2. All results are PASS against Peak and Average limit line.												

2.4GHz 2400~2483.5MHz

WIFI 802.11n HT40 (Band Edge @ 3m)

WIFI Ant.	Note	Frequency	Level	Over Limit	Limit Line	Read Level	Antenna Factor	Path Loss	Preamp Factor	Ant Pos	Table Pos	Peak Avg.	Pol.
1		(MHz)	(dBµV/m)	(dB)	(dBµV/m)	(dBµV)	(dB/m)	(dB)	(dB)	(cm)	(deg)	(P/A)	(H/V)
802.11n HT40 CH 03 2422MHz		2389.94	59.83	-14.17	74	48.26	27.23	13.92	29.58	181	346	P	H
		2389.66	52.58	-1.42	54	41.01	27.23	13.92	29.58	181	346	A	H
	*	2422	108.29	-	-	96.6	27.32	13.95	29.58	181	346	P	H
	*	2422	99.9	-	-	88.21	27.32	13.95	29.58	181	346	A	H
		2490.34	54.01	-19.99	74	42.07	27.5	14.01	29.57	181	346	P	H
		2483.9	45.22	-8.78	54	33.33	27.46	14	29.57	181	346	A	H
		2389.94	58.12	-15.88	74	46.55	27.23	13.92	29.58	391	15	P	V
		2389.8	48.6	-5.4	54	37.03	27.23	13.92	29.58	391	15	A	V
	*	2422	104.66	-	-	92.97	27.32	13.95	29.58	391	15	P	V
	*	2422	96.28	-	-	84.59	27.32	13.95	29.58	391	15	A	V
		2488.59	53.12	-20.88	74	41.18	27.5	14.01	29.57	391	15	P	V
		2486.56	43.78	-10.22	54	31.89	27.46	14	29.57	391	15	A	V
802.11n HT40 CH 06 2437MHz		2389.66	58.59	-15.41	74	47.02	27.23	13.92	29.58	175	346	P	H
		2389.94	48.27	-5.73	54	36.7	27.23	13.92	29.58	175	346	A	H
	*	2437	107.41	-	-	95.66	27.37	13.96	29.58	175	346	P	H
	*	2437	99.74	-	-	87.99	27.37	13.96	29.58	175	346	A	H
		2483.5	61.72	-12.28	74	49.83	27.46	14	29.57	175	346	P	H
		2483.5	52.39	-1.61	54	40.5	27.46	14	29.57	175	346	A	H
		2389.66	54.33	-19.67	74	42.76	27.23	13.92	29.58	385	14	P	V
		2389.94	45.25	-8.75	54	33.68	27.23	13.92	29.58	385	14	A	V
	*	2437	104.78	-	-	93.03	27.37	13.96	29.58	385	14	P	V
	*	2437	96.54	-	-	84.79	27.37	13.96	29.58	385	14	A	V
		2483.97	57.23	-16.77	74	45.34	27.46	14	29.57	385	14	P	V
		2483.69	48.16	-5.84	54	36.27	27.46	14	29.57	385	14	A	V

802.11n HT40 CH 09 2452MHz		2363.2	52.42	-21.58	74	40.97	27.14	13.9	29.59	138	244	P	H
		2389.52	42.97	-11.03	54	31.4	27.23	13.92	29.58	138	244	A	H
	*	2452	106.34	-	-	94.58	27.37	13.97	29.58	138	244	P	H
	*	2452	98.02	-	-	86.26	27.37	13.97	29.58	138	244	A	H
		2484.74	60.95	-13.05	74	49.06	27.46	14	29.57	138	244	P	H
		2483.55	52.78	-1.22	54	40.89	27.46	14	29.57	138	244	A	H
		2380.14	53.26	-20.74	74	41.74	27.19	13.91	29.58	331	19	P	V
		2377.48	43.22	-10.78	54	31.7	27.19	13.91	29.58	331	19	A	V
	*	2452	102.02	-	-	90.26	27.37	13.97	29.58	331	19	P	V
	*	2452	94.12	-	-	82.36	27.37	13.97	29.58	331	19	A	V
		2484.53	56.73	-17.27	74	44.84	27.46	14	29.57	331	19	P	V
		2483.5	48.7	-5.3	54	36.81	27.46	14	29.57	331	19	A	V
Remark	1. No other spurious found. 2. All results are PASS against Peak and Average limit line.												

2.4GHz 2400~2483.5MHz

WIFI 802.11n HT40 (Harmonic @ 3m)

WIFI Ant.	Note	Frequency	Level	Over Limit	Limit Line	Read Level	Antenna Factor	Path Loss	Preamp Factor	Ant Pos	Table Pos	Peak Avg.	Pol.
1		(MHz)	(dBμV/m)	(dB)	(dBμV/m)	(dBμV)	(dB/m)	(dB)	(dB)	(cm)	(deg)	(P/A)	(H/V)
802.11n HT40 CH 03 2422MHz		4844	37.08	-36.92	74	56.83	31.29	6.47	57.51	100	0	P	H
		7266	43.51	-30.49	74	56.39	36.11	8.23	57.22	100	0	P	H
													H
													H
		4844	37.21	-36.79	74	56.96	31.29	6.47	57.51	100	0	P	V
		7266	44.56	-29.44	74	57.44	36.11	8.23	57.22	100	0	P	V
													V
													V
802.11n HT40 CH 06 2437MHz		4874	40.47	-33.53	74	60	31.36	6.56	57.45	100	0	P	H
		7311	42.89	-31.11	74	55.78	36.18	8.2	57.27	100	0	P	H
													H
													H
		4874	38.15	-35.85	74	57.68	31.36	6.56	57.45	100	0	P	V
		7311	43.22	-30.78	74	56.11	36.18	8.2	57.27	100	0	P	V
													V
													V
802.11n HT40 CH 09 2452MHz		4904	38.21	-35.79	74	57.53	31.43	6.64	57.39	100	0	P	H
		7356	43.18	-30.82	74	56.04	36.3	8.17	57.33	100	0	P	H
													H
													H
		4904	37.3	-36.7	74	56.62	31.43	6.64	57.39	100	0	P	V
		7356	43.47	-30.53	74	56.33	36.3	8.17	57.33	100	0	P	V
													V
													V
Remark	1. No other spurious found. 2. All results are PASS against Peak and Average limit line.												

2.4GHz 2400~2483.5MHz

Emission below 1GHz

2.4GHz WIFI 802.11n HT40 (LF)

WIFI Ant. 1	Note	Frequency (MHz)	Level (dBμV/m)	Over Limit (dB)	Limit Line (dBμV/m)	Read Level (dBμV)	Antenna Factor (dB/m)	Path Loss (dB)	Preamp Factor (dB)	Ant Pos (cm)	Table Pos (deg)	Peak Avg. (P/A)	Pol. (H/V)
2.4GHz 802.11n HT40 LF		31.94	33.62	-6.38	40	42.13	23.32	0.46	32.29	100	0	P	H
		72.68	30.98	-9.02	40	50.05	12.51	0.67	32.25	-	-	P	H
		147.37	36.7	-6.8	43.5	50.59	17.25	1.04	32.18	-	-	P	H
		276.38	33.08	-12.92	46	44.94	18.89	1.4	32.15	-	-	P	H
		370.47	34.81	-11.19	46	44.42	20.92	1.63	32.16	-	-	P	H
		946.65	34.62	-11.38	46	32.55	30.42	2.66	31.01	-	-	P	H
													H
													H
													H
													H
													H
													H
		32.91	33.63	-6.37	40	42.56	22.89	0.47	32.29	100	0	P	V
		64.92	32.91	-7.09	40	52.78	11.76	0.64	32.27	-	-	P	V
		109.54	30.42	-13.08	43.5	44.89	16.84	0.89	32.2	-	-	P	V
		146.4	31.75	-11.75	43.5	45.61	17.28	1.04	32.18	-	-	P	V
		205.57	27.94	-15.56	43.5	43.74	15.09	1.25	32.14	-	-	P	V
		957.32	33.43	-12.57	46	30.89	30.78	2.68	30.92	-	-	P	V
													V
													V
													V
													V
													V
													V
Remark	1. No other spurious found. 2. All results are PASS against limit line.												

2.4GHz 2400~2483.5MHz

WIFI 802.11b (Band Edge @ 3m)

WIFI	Note	Frequency	Level	Over	Limit	Read	Antenna	Path	Preamp	Ant	Table	Peak	Pol.
Ant.				Limit	Line	Level	Factor	Loss	Factor	Pos	Pos	Avg.	
2		(MHz)	(dBμV/m)	(dB)	(dBμV/m)	(dBμV)	(dB/m)	(dB)	(dB)	(cm)	(deg)	(P/A)	(H/V)
802.11b CH 01 2412MHz		2340.66	52.43	-21.57	74	41.04	27.1	13.88	29.59	171	29	P	H
		2390	43.27	-10.73	54	31.7	27.23	13.92	29.58	171	29	A	H
	*	2412	112.8	-	-	101.16	27.28	13.94	29.58	171	29	P	H
	*	2412	109.72	-	-	98.08	27.28	13.94	29.58	171	29	A	H
													H
													H
		2349.27	52.66	-21.34	74	41.26	27.1	13.89	29.59	383	275	P	V
		2390	42.56	-11.44	54	30.99	27.23	13.92	29.58	383	275	A	V
	*	2412	110.26	-	-	98.62	27.28	13.94	29.58	383	275	P	V
	*	2412	107.14	-	-	95.5	27.28	13.94	29.58	383	275	A	V
													V
													V
802.11b CH 06 2437MHz		2389.94	52.4	-21.6	74	40.83	27.23	13.92	29.58	195	26	P	H
		2389.8	42.14	-11.86	54	30.57	27.23	13.92	29.58	195	26	A	H
	*	2437	114.51	-	-	102.76	27.37	13.96	29.58	195	26	P	H
	*	2437	111.41	-	-	99.66	27.37	13.96	29.58	195	26	A	H
		2484.67	53.65	-20.35	74	41.76	27.46	14	29.57	195	26	P	H
		2483.5	43.76	-10.24	54	31.87	27.46	14	29.57	195	26	A	H
		2360.54	52.56	-21.44	74	41.11	27.14	13.9	29.59	376	274	P	V
		2389.94	41.52	-12.48	54	29.95	27.23	13.92	29.58	376	274	A	V
	*	2437	111.28	-	-	99.53	27.37	13.96	29.58	376	274	P	V
	*	2437	108.14	-	-	96.39	27.37	13.96	29.58	376	274	A	V
		2498.88	52.95	-21.05	74	41.01	27.5	14.01	29.57	376	274	P	V
		2483.5	42.12	-11.88	54	30.23	27.46	14	29.57	376	274	A	V

802.11b CH 11 2462MHz	*	2462	113.02	-	-	101.2	27.41	13.98	29.57	136	25	P	H
	*	2462	109.79	-	-	97.97	27.41	13.98	29.57	136	25	A	H
		2484.48	55.64	-18.36	74	43.75	27.46	14	29.57	136	25	P	H
		2483.52	48.19	-5.81	54	36.3	27.46	14	29.57	136	25	A	H
													H
													H
	*	2462	109.09	-	-	97.27	27.41	13.98	29.57	361	275	P	V
	*	2462	105.93	-	-	94.11	27.41	13.98	29.57	361	275	A	V
		2483.72	56.07	-17.93	74	44.18	27.46	14	29.57	361	275	P	V
		2483.52	46.1	-7.9	54	34.21	27.46	14	29.57	361	275	A	V
													V
													V
Remark	1. No other spurious found. 2. All results are PASS against Peak and Average limit line.												

2.4GHz 2400~2483.5MHz

WIFI 802.11b (Harmonic @ 3m)

WIFI Ant.	Note	Frequency	Level	Over Limit	Limit Line	Read Level	Antenna Factor	Path Loss	Preamp Factor	Ant Pos	Table Pos	Peak Avg.	Pol.
2		(MHz)	(dBμV/m)	(dB)	(dBμV/m)	(dBμV)	(dB/m)	(dB)	(dB)	(cm)	(deg)	(P/A)	(H/V)
802.11b CH 01 2412MHz		4824	45.22	-28.78	74	65.09	31.26	6.42	57.55	100	0	P	H
													H
													H
													H
		4824	41.66	-32.34	74	61.53	31.26	6.42	57.55	100	0	P	V
													V
													V
													V
802.11b CH 06 2437MHz		4874	52.6	-21.4	74	72.13	31.36	6.56	57.45	280	84	P	H
		4874	50.6	-3.4	54	70.13	31.36	6.56	57.45	280	84	A	H
		7311	45.45	-28.55	74	58.34	36.18	8.2	57.27	100	0	P	H
													H
		4874	48.55	-25.45	74	68.08	31.36	6.56	57.45	100	0	P	V
		7311	43.62	-30.38	74	56.51	36.18	8.2	57.27	100	0	P	V
													V
													V
802.11b CH 11 2462MHz		4924	54.09	-19.91	74	73.28	31.46	6.7	57.35	309	88	P	H
		4924	50.38	-3.62	54	69.57	31.46	6.7	57.35	309	88	A	H
		7386	43.42	-30.58	74	56.27	36.37	8.14	57.36	100	0	P	H
													H
		4924	49.29	-24.71	74	68.48	31.46	6.7	57.35	100	0	P	V
		7386	44.21	-29.79	74	57.06	36.37	8.14	57.36	100	0	P	V
													V
													V
Remark	1. No other spurious found. 2. All results are PASS against Peak and Average limit line.												

2.4GHz 2400~2483.5MHz

WIFI 802.11g (Band Edge @ 3m)

WIFI Ant.	Note	Frequency	Level	Over Limit	Limit Line	Read Level	Antenna Factor	Path Loss	Preamp Factor	Ant Pos	Table Pos	Peak Avg.	Pol.
2		(MHz)	(dBμV/m)	(dB)	(dBμV/m)	(dBμV)	(dB/m)	(dB)	(dB)	(cm)	(deg)	(P/A)	(H/V)
802.11g CH 01 2412MHz		2390	60.85	-13.15	74	49.28	27.23	13.92	29.58	168	30	P	H
		2390	50.56	-3.44	54	38.99	27.23	13.92	29.58	168	30	A	H
	*	2412	111.09	-	-	99.45	27.28	13.94	29.58	168	30	P	H
	*	2412	103.47	-	-	91.83	27.28	13.94	29.58	168	30	A	H
													H
													H
		2390	58.48	-15.52	74	46.91	27.23	13.92	29.58	381	291	P	V
		2390	48.1	-5.9	54	36.53	27.23	13.92	29.58	381	291	A	V
	*	2412	108.49	-	-	96.85	27.28	13.94	29.58	381	291	P	V
	*	2412	100.49	-	-	88.85	27.28	13.94	29.58	381	291	A	V
													V
													V
802.11g CH 06 2437MHz		2389.94	58.98	-15.02	74	47.41	27.23	13.92	29.58	139	29	P	H
		2389.94	48.32	-5.68	54	36.75	27.23	13.92	29.58	139	29	A	H
	*	2437	116.09	-	-	104.34	27.37	13.96	29.58	139	29	P	H
	*	2437	108.24	-	-	96.49	27.37	13.96	29.58	139	29	A	H
		2484.95	61.55	-12.45	74	49.66	27.46	14	29.57	139	29	P	H
		2483.55	51.61	-2.39	54	39.72	27.46	14	29.57	139	29	A	H
		2389.8	56.22	-17.78	74	44.65	27.23	13.92	29.58	375	287	P	V
		2389.94	45.57	-8.43	54	34	27.23	13.92	29.58	375	287	A	V
	*	2437	113.13	-	-	101.38	27.37	13.96	29.58	375	287	P	V
	*	2437	105.58	-	-	93.83	27.37	13.96	29.58	375	287	A	V
		2484.74	58.02	-15.98	74	46.13	27.46	14	29.57	375	287	P	V
		2483.69	48.22	-5.78	54	36.33	27.46	14	29.57	375	287	A	V

802.11g CH 11 2462MHz	*	2462	112.07	-	-	100.25	27.41	13.98	29.57	134	32	P	H
	*	2462	104.47	-	-	92.65	27.41	13.98	29.57	134	32	A	H
		2483.56	62.61	-11.39	74	50.72	27.46	14	29.57	134	32	P	H
		2483.56	52.36	-1.64	54	40.47	27.46	14	29.57	134	32	A	H
													H
													H
	*	2462	108.22	-	-	96.4	27.41	13.98	29.57	358	286	P	V
	*	2462	100.55	-	-	88.73	27.41	13.98	29.57	358	286	A	V
		2483.96	59.41	-14.59	74	47.52	27.46	14	29.57	358	286	P	V
		2483.52	49.83	-4.17	54	37.94	27.46	14	29.57	358	286	A	V
													V
													V
Remark	1. No other spurious found. 2. All results are PASS against Peak and Average limit line.												

2.4GHz 2400~2483.5MHz

WIFI 802.11g (Harmonic @ 3m)

WIFI Ant.	Note	Frequency	Level	Over Limit	Limit Line	Read Level	Antenna Factor	Path Loss	Preamp Factor	Ant Pos	Table Pos	Peak Avg.	Pol.
2		(MHz)	(dBμV/m)	(dB)	(dBμV/m)	(dBμV)	(dB/m)	(dB)	(dB)	(cm)	(deg)	(P/A)	(H/V)
802.11g CH 01 2412MHz		4824	38.18	-35.82	74	58.05	31.26	6.42	57.55	100	0	P	H
													H
													H
													H
		4824	38.48	-35.52	74	58.35	31.26	6.42	57.55	100	0	P	V
													V
													V
													V
802.11g CH 06 2437MHz		4874	48.7	-25.3	74	68.23	31.36	6.56	57.45	100	0	P	H
		7311	43.01	-30.99	74	55.9	36.18	8.2	57.27	100	0	P	H
													H
													H
		4874	44.98	-29.02	74	64.51	31.36	6.56	57.45	100	0	P	V
		7311	43.52	-30.48	74	56.41	36.18	8.2	57.27	100	0	P	V
													V
													V
802.11g CH 11 2462MHz		4924	41.43	-32.57	74	60.62	31.46	6.7	57.35	100	0	P	H
		7386	43.47	-30.53	74	56.32	36.37	8.14	57.36	100	0	P	H
													H
													H
		4924	39.7	-34.3	74	58.89	31.46	6.7	57.35	100	0	P	V
		7386	43.58	-30.42	74	56.43	36.37	8.14	57.36	100	0	P	V
													V
													V
Remark	1. No other spurious found. 2. All results are PASS against Peak and Average limit line.												

2.4GHz 2400~2483.5MHz

WIFI 802.11n HT20 (Band Edge @ 3m)

WIFI Ant.	Note	Frequency	Level	Over Limit	Limit Line	Read Level	Antenna Factor	Path Loss	Preamp Factor	Ant Pos	Table Pos	Peak Avg.	Pol.
2		(MHz)	(dBμV/m)	(dB)	(dBμV/m)	(dBμV)	(dB/m)	(dB)	(dB)	(cm)	(deg)	(P/A)	(H/V)
802.11n HT20 CH 01 2412MHz		2389.905	61.77	-12.23	74	50.2	27.23	13.92	29.58	170	29	P	H
		2390	51.78	-2.22	54	40.21	27.23	13.92	29.58	170	29	A	H
	*	2412	110.8	-	-	99.16	27.28	13.94	29.58	170	29	P	H
	*	2412	102.98	-	-	91.34	27.28	13.94	29.58	170	29	A	H
													H
													H
		2390	60.1	-13.9	74	48.53	27.23	13.92	29.58	383	273	P	V
		2390	49.71	-4.29	54	38.14	27.23	13.92	29.58	383	273	A	V
	*	2412	108.12	-	-	96.48	27.28	13.94	29.58	383	273	P	V
	*	2412	100.42	-	-	88.78	27.28	13.94	29.58	383	273	A	V
													V
													V
802.11n HT20 CH 06 2437MHz		2389.24	56.94	-17.06	74	45.37	27.23	13.92	29.58	195	27	P	H
		2389.94	46.44	-7.56	54	34.87	27.23	13.92	29.58	195	27	A	H
	*	2437	115.66	-	-	103.91	27.37	13.96	29.58	195	27	P	H
	*	2437	107.68	-	-	95.93	27.37	13.96	29.58	195	27	A	H
		2483.55	59.48	-14.52	74	47.59	27.46	14	29.57	195	27	P	H
		2483.83	50.21	-3.79	54	38.32	27.46	14	29.57	195	27	A	H
		2389.52	53.93	-20.07	74	42.36	27.23	13.92	29.58	376	276	P	V
		2389.8	44.38	-9.62	54	32.81	27.23	13.92	29.58	376	276	A	V
	*	2437	112.91	-	-	101.16	27.37	13.96	29.58	376	276	P	V
	*	2437	104.67	-	-	92.92	27.37	13.96	29.58	376	276	A	V
		2483.55	54.46	-19.54	74	42.57	27.46	14	29.57	376	276	P	V
		2483.69	45.58	-8.42	54	33.69	27.46	14	29.57	376	276	A	V

802.11n HT20 CH 11 2462MHz	*	2462	110.8	-	-	98.98	27.41	13.98	29.57	138	28	P	H
	*	2462	103.2	-	-	91.38	27.41	13.98	29.57	138	28	A	H
		2483.76	61.94	-12.06	74	50.05	27.46	14	29.57	138	28	P	H
		2483.56	51.72	-2.28	54	39.83	27.46	14	29.57	138	28	A	H
													H
													H
	*	2462	107.75	-	-	95.93	27.41	13.98	29.57	359	275	P	V
	*	2462	99.98	-	-	88.16	27.41	13.98	29.57	359	275	A	V
		2483.64	60.72	-13.28	74	48.83	27.46	14	29.57	359	275	P	V
		2483.52	49.52	-4.48	54	37.63	27.46	14	29.57	359	275	A	V
													V
													V
Remark	1. No other spurious found. 2. All results are PASS against Peak and Average limit line.												

2.4GHz 2400~2483.5MHz

WIFI 802.11n HT20 (Harmonic @ 3m)

WIFI Ant.	Note	Frequency	Level	Over Limit	Limit Line	Read Level	Antenna Factor	Path Loss	Preamp Factor	Ant Pos	Table Pos	Peak Avg.	Pol.
2		(MHz)	(dBμV/m)	(dB)	(dBμV/m)	(dBμV)	(dB/m)	(dB)	(dB)	(cm)	(deg)	(P/A)	(H/V)
802.11n HT20 CH 01 2412MHz		4824	38.06	-35.94	74	57.93	31.26	6.42	57.55	100	0	P	H
													H
													H
													H
		4824	37.37	-36.63	74	57.24	31.26	6.42	57.55	100	0	P	V
													V
													V
													V
802.11n HT20 CH 06 2437MHz		4874	48.49	-25.51	74	68.02	31.36	6.56	57.45	100	0	P	H
		7311	42.94	-31.06	74	55.83	36.18	8.2	57.27	100	0	P	H
													H
													H
		4874	44.62	-29.38	74	64.15	31.36	6.56	57.45	100	0	P	V
		7311	43.74	-30.26	74	56.63	36.18	8.2	57.27	100	0	P	V
													V
													V
802.11n HT20 CH 11 2462MHz		4924	42.12	-31.88	74	61.31	31.46	6.7	57.35	100	0	P	H
		7386	43.82	-30.18	74	56.67	36.37	8.14	57.36	100	0	P	H
													H
													H
		4924	38.42	-35.58	74	57.61	31.46	6.7	57.35	100	0	P	V
		7386	43.56	-30.44	74	56.41	36.37	8.14	57.36	100	0	P	V
													V
													V
Remark	1. No other spurious found. 2. All results are PASS against Peak and Average limit line.												

2.4GHz 2400~2483.5MHz

WIFI 802.11n HT40 (Band Edge @ 3m)

WIFI Ant.	Note	Frequency	Level	Over Limit	Limit Line	Read Level	Antenna Factor	Path Loss	Preamp Factor	Ant Pos	Table Pos	Peak Avg.	Pol.
2		(MHz)	(dBμV/m)	(dB)	(dBμV/m)	(dBμV)	(dB/m)	(dB)	(dB)	(cm)	(deg)	(P/A)	(H/V)
802.11n HT40 CH 03 2422MHz		2389.66	59.73	-14.27	74	48.16	27.23	13.92	29.58	196	28	P	H
		2389.94	51.71	-2.29	54	40.14	27.23	13.92	29.58	196	28	A	H
	*	2422	108.72	-	-	97.03	27.32	13.95	29.58	196	28	P	H
	*	2422	100.55	-	-	88.86	27.32	13.95	29.58	196	28	A	H
		2484.04	53.65	-20.35	74	41.76	27.46	14	29.57	196	28	P	H
		2484.18	44.92	-9.08	54	33.03	27.46	14	29.57	196	28	A	H
		2389.94	56.12	-17.88	74	44.55	27.23	13.92	29.58	374	268	P	V
		2389.94	48.28	-5.72	54	36.71	27.23	13.92	29.58	374	268	A	V
	*	2422	106.26	-	-	94.57	27.32	13.95	29.58	374	268	P	V
	*	2422	98.33	-	-	86.64	27.32	13.95	29.58	374	268	A	V
		2484.81	52.99	-21.01	74	41.1	27.46	14	29.57	374	268	P	V
		2485.09	43.99	-10.01	54	32.1	27.46	14	29.57	374	268	A	V
802.11n HT40 CH 06 2437MHz		2389.94	57.38	-16.62	74	45.81	27.23	13.92	29.58	114	38	P	H
		2389.66	47.81	-6.19	54	36.24	27.23	13.92	29.58	114	38	A	H
	*	2437	106.85	-	-	95.1	27.37	13.96	29.58	114	38	P	H
	*	2437	98.86	-	-	87.11	27.37	13.96	29.58	114	38	A	H
		2483.69	60.53	-13.47	74	48.64	27.46	14	29.57	114	38	P	H
		2483.5	51.25	-2.75	54	39.36	27.46	14	29.57	114	38	A	H
		2389.94	53.73	-20.27	74	42.16	27.23	13.92	29.58	374	295	P	V
		2389.94	45.28	-8.72	54	33.71	27.23	13.92	29.58	374	295	A	V
	*	2437	104.6	-	-	92.85	27.37	13.96	29.58	374	295	P	V
	*	2437	96.72	-	-	84.97	27.37	13.96	29.58	374	295	A	V
		2484.11	56.07	-17.93	74	44.18	27.46	14	29.57	374	295	P	V
		2483.5	47.04	-6.96	54	35.15	27.46	14	29.57	374	295	A	V

802.11n HT40 CH 09 2452MHz		2371.88	52.29	-21.71	74	40.78	27.19	13.91	29.59	133	38	P	H
		2389.66	43.3	-10.7	54	31.73	27.23	13.92	29.58	133	38	A	H
	*	2452	106.52	-	-	94.76	27.37	13.97	29.58	133	38	P	H
	*	2452	98.41	-	-	86.65	27.37	13.97	29.58	133	38	A	H
		2483.83	60.04	-13.96	74	48.15	27.46	14	29.57	133	38	P	H
		2483.62	51.71	-2.29	54	39.82	27.46	14	29.57	133	38	A	H
		2378.32	52.47	-21.53	74	40.95	27.19	13.91	29.58	321	291	P	V
		2368.8	43.14	-10.86	54	31.63	27.19	13.91	29.59	321	291	A	V
	*	2452	103.88	-	-	92.12	27.37	13.97	29.58	321	291	P	V
	*	2452	95.67	-	-	83.91	27.37	13.97	29.58	321	291	A	V
		2483.55	58.33	-15.67	74	46.44	27.46	14	29.57	321	291	P	V
		2483.5	49.38	-4.62	54	37.49	27.46	14	29.57	321	291	A	V
Remark	1. No other spurious found. 2. All results are PASS against Peak and Average limit line.												

2.4GHz 2400~2483.5MHz

WIFI 802.11n HT40 (Harmonic @ 3m)

WIFI Ant.	Note	Frequency	Level	Over Limit	Limit Line	Read Level	Antenna Factor	Path Loss	Preamp Factor	Ant Pos	Table Pos	Peak Avg.	Pol.
2		(MHz)	(dBμV/m)	(dB)	(dBμV/m)	(dBμV)	(dB/m)	(dB)	(dB)	(cm)	(deg)	(P/A)	(H/V)
802.11n HT40 CH 03 2422MHz		4844	37.88	-36.12	74	57.63	31.29	6.47	57.51	100	0	P	H
		7266	43.67	-30.33	74	56.55	36.11	8.23	57.22	100	0	P	H
													H
													H
		4844	37.91	-36.09	74	57.66	31.29	6.47	57.51	100	0	P	V
		7266	44.07	-29.93	74	56.95	36.11	8.23	57.22	100	0	P	V
													V
													V
802.11n HT40 CH 06 2437MHz		4874	39.63	-34.37	74	59.16	31.36	6.56	57.45	100	0	P	H
		7311	42.98	-31.02	74	55.87	36.18	8.2	57.27	100	0	P	H
													H
													H
		4874	38.06	-35.94	74	57.59	31.36	6.56	57.45	100	0	P	V
		7311	43.79	-30.21	74	56.68	36.18	8.2	57.27	100	0	P	V
													V
													V
802.11n HT40 CH 09 2452MHz		4904	37.94	-36.06	74	57.26	31.43	6.64	57.39	100	0	P	H
		7356	43.02	-30.98	74	55.88	36.3	8.17	57.33	100	0	P	H
													H
													H
		4904	38.83	-35.17	74	58.15	31.43	6.64	57.39	100	0	P	V
		7356	43.52	-30.48	74	56.38	36.3	8.17	57.33	100	0	P	V
													V
													V
Remark	1. No other spurious found. 2. All results are PASS against Peak and Average limit line.												

2.4GHz 2400~2483.5MHz

Emission below 1GHz

2.4GHz WIFI 802.11g (LF)

WIFI Ant. 2	Note	Frequency (MHz)	Level (dBμV/m)	Over Limit (dB)	Limit Line (dBμV/m)	Read Level (dBμV)	Antenna Factor (dB/m)	Path Loss (dB)	Preamp Factor (dB)	Ant Pos (cm)	Table Pos (deg)	Peak Avg. (P/A)	Pol. (H/V)
2.4GHz 802.11g LF		32.91	33.75	-6.25	40	42.68	22.89	0.47	32.29	100	0	P	H
		71.71	30.78	-9.22	40	49.99	12.39	0.66	32.26			P	H
		133.79	37.05	-6.45	43.5	50.86	17.38	1	32.19			P	H
		269.59	33.41	-12.59	46	44.96	19.21	1.39	32.15			P	H
		368.53	34.64	-11.36	46	44.3	20.88	1.62	32.16			P	H
		903	37.79	-8.21	46	37.51	29.05	2.61	31.38			P	H
													H
													H
													H
													H
													H
													H
		41.64	33.15	-6.85	40	46.52	18.4	0.52	32.29	100	0	P	V
		66.86	30.06	-9.94	40	49.75	11.92	0.65	32.26			P	V
		109.54	30.22	-13.28	43.5	44.69	16.84	0.89	32.2			P	V
		147.37	31.69	-11.81	43.5	45.58	17.25	1.04	32.18			P	V
		896.21	33.46	-12.54	46	33.27	29.01	2.61	31.43			P	V
		957.32	34.34	-11.66	46	31.8	30.78	2.68	30.92			P	V
													V
													V
													V
													V
													V
													V
Remark	1. No other spurious found. 2. All results are PASS against limit line.												

2.4GHz 2400~2483.5MHz

WIFI 802.11b (Band Edge @ 3m)

WIFI	Note	Frequency	Level	Over	Limit	Read	Antenna	Path	Preamp	Ant	Table	Peak	Pol.
Ant.				Limit	Line	Level	Factor	Loss	Factor	Pos	Pos	Avg.	
1+2		(MHz)	(dBμV/m)	(dB)	(dBμV/m)	(dBμV)	(dB/m)	(dB)	(dB)	(cm)	(deg)	(P/A)	(H/V)
802.11b CH 01 2412MHz		2351.37	52.59	-21.41	74	41.19	27.1	13.89	29.59	147	307	P	H
		2390	42.42	-11.58	54	30.85	27.23	13.92	29.58	147	307	A	H
	*	2412	114.08	-	-	102.44	27.28	13.94	29.58	147	307	P	H
	*	2412	111.23	-	-	99.59	27.28	13.94	29.58	147	307	A	H
													H
													H
		2382.555	52.31	-21.69	74	40.78	27.19	13.92	29.58	384	275	P	V
		2390	42.16	-11.84	54	30.59	27.23	13.92	29.58	384	275	A	V
	*	2412	113.48	-	-	101.84	27.28	13.94	29.58	384	275	P	V
	*	2412	110.55	-	-	98.91	27.28	13.94	29.58	384	275	A	V
													V
													V
802.11b CH 06 2437MHz		2367.4	52.61	-21.39	74	41.16	27.14	13.9	29.59	115	28	P	H
		2389.94	41.86	-12.14	54	30.29	27.23	13.92	29.58	115	28	A	H
	*	2437	117.3	-	-	105.55	27.37	13.96	29.58	115	28	P	H
	*	2437	114.14	-	-	102.39	27.37	13.96	29.58	115	28	A	H
		2496.64	53.05	-20.95	74	41.11	27.5	14.01	29.57	115	28	P	H
		2483.97	42.58	-11.42	54	30.69	27.46	14	29.57	115	28	A	H
		2322.46	52.77	-21.23	74	41.44	27.05	13.87	29.59	224	262	P	V
		2388.82	41.3	-12.7	54	29.73	27.23	13.92	29.58	224	262	A	V
	*	2437	109.52	-	-	97.77	27.37	13.96	29.58	224	262	P	V
	*	2437	106.32	-	-	94.57	27.37	13.96	29.58	224	262	A	V
		2499.72	52.2	-21.8	74	40.26	27.5	14.01	29.57	224	262	P	V
		2483.9	41.63	-12.37	54	29.74	27.46	14	29.57	224	262	A	V

802.11b CH 11 2462MHz	*	2462	115.22	-	-	103.4	27.41	13.98	29.57	107	29	P	H
	*	2462	112.07	-	-	100.25	27.41	13.98	29.57	107	29	A	H
		2483.96	54.37	-19.63	74	42.48	27.46	14	29.57	107	29	P	H
		2483.52	45.72	-8.28	54	33.83	27.46	14	29.57	107	29	A	H
													H
													H
	*	2462	112.08	-	-	100.26	27.41	13.98	29.57	328	13	P	V
	*	2462	109.19	-	-	97.37	27.41	13.98	29.57	328	13	A	V
		2484.72	54.47	-19.53	74	42.58	27.46	14	29.57	328	13	P	V
		2484.96	43.92	-10.08	54	32.03	27.46	14	29.57	328	13	A	V
													V
													V
Remark	1. No other spurious found. 2. All results are PASS against Peak and Average limit line.												

2.4GHz 2400~2483.5MHz

WIFI 802.11b (Harmonic @ 3m)

WIFI Ant.	Note	Frequency	Level	Over Limit	Limit Line	Read Level	Antenna Factor	Path Loss	Preamp Factor	Ant Pos	Table Pos	Peak Avg.	Pol.
1+2		(MHz)	(dBμV/m)	(dB)	(dBμV/m)	(dBμV)	(dB/m)	(dB)	(dB)	(cm)	(deg)	(P/A)	(H/V)
802.11b CH 01 2412MHz		4824	48.53	-25.47	74	68.4	31.26	6.42	57.55	100	0	P	H
													H
													H
													H
		4824	45.51	-28.49	74	65.38	31.26	6.42	57.55	100	0	P	V
													V
													V
													V
802.11b CH 06 2437MHz		4874	52.52	-21.48	74	72.05	31.36	6.56	57.45	240	172	P	H
		4874	50.77	-3.23	54	70.3	31.36	6.56	57.45	240	172	A	H
		7311	43.66	-30.34	74	56.55	36.18	8.2	57.27	100	0	P	H
													H
		4874	47.38	-26.62	74	66.91	31.36	6.56	57.45	100	0	P	V
		7311	43.09	-30.91	74	55.98	36.18	8.2	57.27	100	0	P	V
													V
													V
802.11b CH 11 2462MHz		4924	52.43	-21.57	74	71.62	31.46	6.7	57.35	112	165	P	H
		4924	49.91	-4.09	54	69.1	31.46	6.7	57.35	112	165	A	H
		7386	43.97	-30.03	74	56.82	36.37	8.14	57.36	100	0	P	H
													H
		4924	45.35	-28.65	74	64.54	31.46	6.7	57.35	100	0	P	V
		7386	43.28	-30.72	74	56.13	36.37	8.14	57.36	100	0	P	V
													V
													V
Remark	1. No other spurious found. 2. All results are PASS against Peak and Average limit line.												

2.4GHz 2400~2483.5MHz

WIFI 802.11g (Band Edge @ 3m)

WIFI Ant.	Note	Frequency	Level	Over Limit	Limit Line	Read Level	Antenna Factor	Path Loss	Preamp Factor	Ant Pos	Table Pos	Peak Avg.	Pol.
1+2		(MHz)	(dBμV/m)	(dB)	(dBμV/m)	(dBμV)	(dB/m)	(dB)	(dB)	(cm)	(deg)	(P/A)	(H/V)
802.11g CH 01 2412MHz		2389.905	62.42	-11.58	74	50.85	27.23	13.92	29.58	124	334	P	H
		2390	52	-2	54	40.43	27.23	13.92	29.58	124	334	A	H
	*	2412	113.64	-	-	102	27.28	13.94	29.58	124	334	P	H
	*	2412	105.94	-	-	94.3	27.28	13.94	29.58	124	334	A	H
													H
													H
		2388.855	56.04	-17.96	74	44.47	27.23	13.92	29.58	382	276	P	V
		2390	45.6	-8.4	54	34.03	27.23	13.92	29.58	382	276	A	V
	*	2412	111.9	-	-	100.26	27.28	13.94	29.58	382	276	P	V
	*	2412	104.24	-	-	92.6	27.28	13.94	29.58	382	276	A	V
													V
													V
802.11g CH 06 2437MHz		2388.26	57.16	-16.84	74	45.59	27.23	13.92	29.58	115	42	P	H
		2389.94	47.56	-6.44	54	35.99	27.23	13.92	29.58	115	42	A	H
	*	2437	120.24	-	-	108.49	27.37	13.96	29.58	115	42	P	H
	*	2437	111.97	-	-	100.22	27.37	13.96	29.58	115	42	A	H
		2483.9	61.98	-12.02	74	50.09	27.46	14	29.57	115	42	P	H
		2483.5	52.09	-1.91	54	40.2	27.46	14	29.57	115	42	A	H
		2389.8	56.8	-17.2	74	45.23	27.23	13.92	29.58	376	277	P	V
		2389.8	46.29	-7.71	54	34.72	27.23	13.92	29.58	376	277	A	V
	*	2437	116.83	-	-	105.08	27.37	13.96	29.58	376	277	P	V
	*	2437	109.83	-	-	98.08	27.37	13.96	29.58	376	277	A	V
		2484.67	57.2	-16.8	74	45.31	27.46	14	29.57	376	277	P	V
		2483.9	47.91	-6.09	54	36.02	27.46	14	29.57	376	277	A	V

802.11g CH 11 2462MHz	*	2462	114.21	-	-	102.39	27.41	13.98	29.57	153	40	P	H
	*	2462	106.63	-	-	94.81	27.41	13.98	29.57	153	40	A	H
		2483.72	65.45	-8.55	74	53.56	27.46	14	29.57	153	40	P	H
		2483.6	52.73	-1.27	54	40.84	27.46	14	29.57	153	40	P	H
													H
													H
	*	2462	112.55	-	-	100.73	27.41	13.98	29.57	369	297	P	V
	*	2462	104.88	-	-	93.06	27.41	13.98	29.57	369	297	A	V
		2484.56	59.74	-14.26	74	47.85	27.46	14	29.57	369	297	P	V
		2484.92	47.88	-6.12	54	35.99	27.46	14	29.57	369	297	A	V
													V
													V
Remark	1. No other spurious found. 2. All results are PASS against Peak and Average limit line.												

2.4GHz 2400~2483.5MHz

WIFI 802.11g (Harmonic @ 3m)

WIFI Ant.	Note	Frequency	Level	Over Limit	Limit Line	Read Level	Antenna Factor	Path Loss	Preamp Factor	Ant Pos	Table Pos	Peak Avg.	Pol.
1+2		(MHz)	(dBμV/m)	(dB)	(dBμV/m)	(dBμV)	(dB/m)	(dB)	(dB)	(cm)	(deg)	(P/A)	(H/V)
802.11g CH 01 2412MHz		4824	39.52	-34.48	74	59.39	31.26	6.42	57.55	100	0	P	H
													H
													H
													H
		4824	38.25	-35.75	74	58.12	31.26	6.42	57.55	100	0	P	V
													V
													V
													V
802.11g CH 06 2437MHz		4874	49.06	-24.94	74	68.59	31.36	6.56	57.45	100	0	P	H
		7311	43.6	-30.4	74	56.49	36.18	8.2	57.27	100	0	P	H
													H
													H
		4874	47	-27	74	66.53	31.36	6.56	57.45	100	0	P	V
		7311	43.7	-30.3	74	56.59	36.18	8.2	57.27	100	0	P	V
													V
													V
802.11g CH 11 2462MHz		4924	43	-31	74	62.19	31.46	6.7	57.35	100	0	P	H
		7386	43.79	-30.21	74	56.64	36.37	8.14	57.36	100	0	P	H
													H
													H
		4924	40.58	-33.42	74	59.77	31.46	6.7	57.35	100	0	P	V
		7386	43.54	-30.46	74	56.39	36.37	8.14	57.36	100	0	P	V
													V
													V
Remark	1. No other spurious found. 2. All results are PASS against Peak and Average limit line.												

2.4GHz 2400~2483.5MHz

WIFI 802.11n HT20 (Band Edge @ 3m)

WIFI Ant.	Note	Frequency	Level	Over Limit	Limit Line	Read Level	Antenna Factor	Path Loss	Preamp Factor	Ant Pos	Table Pos	Peak Avg.	Pol.
1+2		(MHz)	(dBμV/m)	(dB)	(dBμV/m)	(dBμV)	(dB/m)	(dB)	(dB)	(cm)	(deg)	(P/A)	(H/V)
802.11n HT20 CH 01 2412MHz		2389.695	61.97	-12.03	74	50.4	27.23	13.92	29.58	298	303	P	H
		2390	52.86	-1.14	54	41.29	27.23	13.92	29.58	298	303	A	H
	*	2412	113.73	-	-	102.09	27.28	13.94	29.58	298	303	P	H
	*	2412	105.8	-	-	94.16	27.28	13.94	29.58	298	303	A	H
													H
													H
		2390	61.12	-12.88	74	49.55	27.23	13.92	29.58	383	275	P	V
		2390	51.99	-2.01	54	40.42	27.23	13.92	29.58	383	275	A	V
	*	2412	112.38	-	-	100.74	27.28	13.94	29.58	383	275	P	V
	*	2412	104.02	-	-	92.38	27.28	13.94	29.58	383	275	A	V
													V
													V
802.11n HT20 CH 06 2437MHz		2389.66	59.15	-14.85	74	47.58	27.23	13.92	29.58	293	300	P	H
		2389.8	51.35	-2.65	54	39.78	27.23	13.92	29.58	293	300	A	H
	*	2437	117.43	-	-	105.68	27.37	13.96	29.58	293	300	P	H
	*	2437	109.42	-	-	97.67	27.37	13.96	29.58	293	300	A	H
		2484.6	61.93	-12.07	74	50.04	27.46	14	29.57	293	300	P	H
		2483.62	51.25	-2.75	54	39.36	27.46	14	29.57	293	300	A	H
		2389.8	62.21	-11.79	74	50.64	27.23	13.92	29.58	373	274	P	V
		2389.94	50.9	-3.1	54	39.33	27.23	13.92	29.58	373	274	A	V
	*	2437	117.07	-	-	105.32	27.37	13.96	29.58	373	274	P	V
	*	2437	109.36	-	-	97.61	27.37	13.96	29.58	373	274	A	V
		2483.69	62.88	-11.12	74	50.99	27.46	14	29.57	373	274	P	V
		2483.62	52.38	-1.62	54	40.49	27.46	14	29.57	373	274	A	V

802.11n HT20 CH 11 2462MHz	*	2462	112.48	-	-	100.66	27.41	13.98	29.57	323	294	P	H
	*	2462	104.42	-	-	92.6	27.41	13.98	29.57	323	294	A	H
		2483.84	63.62	-10.38	74	51.73	27.46	14	29.57	323	294	P	H
		2483.52	52.84	-1.16	54	40.95	27.46	14	29.57	323	294	A	H
													H
													H
	*	2462	110.97	-	-	99.15	27.41	13.98	29.57	321	294	P	V
	*	2462	102.67	-	-	90.85	27.41	13.98	29.57	321	294	A	V
		2483.72	57.24	-16.76	74	45.35	27.46	14	29.57	321	294	P	V
		2483.52	47.74	-6.26	54	35.85	27.46	14	29.57	321	294	A	V
													V
													V
Remark	1. No other spurious found. 2. All results are PASS against Peak and Average limit line.												

2.4GHz 2400~2483.5MHz

WIFI 802.11n HT20 (Harmonic @ 3m)

WIFI Ant.	Note	Frequency	Level	Over Limit	Limit Line	Read Level	Antenna Factor	Path Loss	Preamp Factor	Ant Pos	Table Pos	Peak Avg.	Pol.
1+2		(MHz)	(dBμV/m)	(dB)	(dBμV/m)	(dBμV)	(dB/m)	(dB)	(dB)	(cm)	(deg)	(P/A)	(H/V)
802.11n HT20 CH 01 2412MHz		4824	41.92	-32.08	74	61.79	31.26	6.42	57.55	100	0	P	H
													H
													H
													H
		4824	38.24	-35.76	74	58.11	31.26	6.42	57.55	100	0	P	V
													V
													V
													V
802.11n HT20 CH 06 2437MHz		4874	55.94	-18.06	74	75.47	31.36	6.56	57.45	100	0	P	H
		4874	44.52	-9.48	54	64.05	31.36	6.56	57.45	100	0	A	H
		7311	44.18	-29.82	74	57.07	36.18	8.2	57.27	100	0	P	H
													H
		4874	48.4	-25.6	74	67.93	31.36	6.56	57.45	100	0	P	V
		7311	44.94	-29.06	74	57.83	36.18	8.2	57.27	100	0	P	V
													V
													V
802.11n HT20 CH 11 2462MHz		4924	42.82	-31.18	74	62.01	31.46	6.7	57.35	100	0	P	H
		7386	43.16	-30.84	74	56.01	36.37	8.14	57.36	100	0	P	H
													H
													H
		4924	39.49	-34.51	74	58.68	31.46	6.7	57.35	100	0	P	V
		7386	43.67	-30.33	74	56.52	36.37	8.14	57.36	100	0	P	V
													V
													V
Remark	1. No other spurious found. 2. All results are PASS against Peak and Average limit line.												

2.4GHz 2400~2483.5MHz

WIFI 802.11n HT40 (Band Edge @ 3m)

WIFI Ant.	Note	Frequency	Level	Over Limit	Limit Line	Read Level	Antenna Factor	Path Loss	Preamp Factor	Ant Pos	Table Pos	Peak Avg.	Pol.
1+2		(MHz)	(dBμV/m)	(dB)	(dBμV/m)	(dBμV)	(dB/m)	(dB)	(dB)	(cm)	(deg)	(P/A)	(H/V)
802.11n HT40 CH 03 2422MHz		2388.96	56.54	-17.46	74	44.97	27.23	13.92	29.58	124	43	P	H
		2388.54	48.03	-5.97	54	36.46	27.23	13.92	29.58	124	43	A	H
	*	2422	109.79	-	-	98.1	27.32	13.95	29.58	124	43	P	H
	*	2422	101.32	-	-	89.63	27.32	13.95	29.58	124	43	A	H
		2486.35	53.05	-20.95	74	41.16	27.46	14	29.57	124	43	P	H
		2485.79	44.1	-9.9	54	32.21	27.46	14	29.57	124	43	A	H
		2389.8	55.34	-18.66	74	43.77	27.23	13.92	29.58	382	271	P	V
		2389.66	48	-6	54	36.43	27.23	13.92	29.58	382	271	A	V
	*	2422	106.52	-	-	94.83	27.32	13.95	29.58	382	271	P	V
	*	2422	98.34	-	-	86.65	27.32	13.95	29.58	382	271	A	V
		2498.67	52.51	-21.49	74	40.57	27.5	14.01	29.57	382	271	P	V
		2499.23	43.59	-10.41	54	31.65	27.5	14.01	29.57	382	271	A	V
802.11n HT40 CH 06 2437MHz		2389.52	53.29	-20.71	74	41.72	27.23	13.92	29.58	116	41	P	H
		2389.94	45.32	-8.68	54	33.75	27.23	13.92	29.58	116	41	A	H
	*	2437	110.15	-	-	98.4	27.37	13.96	29.58	116	41	P	H
	*	2437	102.11	-	-	90.36	27.37	13.96	29.58	116	41	A	H
		2483.76	61.9	-12.1	74	50.01	27.46	14	29.57	116	41	P	H
		2483.5	52.16	-1.84	54	40.27	27.46	14	29.57	116	41	A	H
		2389.66	56.85	-17.15	74	45.28	27.23	13.92	29.58	373	272	P	V
		2389.8	47.16	-6.84	54	35.59	27.23	13.92	29.58	373	272	A	V
	*	2437	107.76	-	-	96.01	27.37	13.96	29.58	373	272	P	V
	*	2437	99.67	-	-	87.92	27.37	13.96	29.58	373	272	A	V
		2486.77	54.76	-19.24	74	42.87	27.46	14	29.57	373	272	P	V
		2483.55	45.21	-8.79	54	33.32	27.46	14	29.57	373	272	A	V

802.11n HT40 CH 09 2452MHz		2352.98	51.73	-22.27	74	40.29	27.14	13.89	29.59	106	41	P	H
		2388.4	43.05	-10.95	54	31.48	27.23	13.92	29.58	106	41	A	H
	*	2452	109.09	-	-	97.33	27.37	13.97	29.58	106	41	P	H
	*	2452	100.79	-	-	89.03	27.37	13.97	29.58	106	41	A	H
		2489.22	58.78	-15.22	74	46.84	27.5	14.01	29.57	106	41	P	H
		2486.91	50.11	-3.89	54	38.22	27.46	14	29.57	106	41	A	H
		2352	51.87	-22.13	74	40.43	27.14	13.89	29.59	369	298	P	V
		2368.1	42.99	-11.01	54	31.54	27.14	13.9	29.59	369	298	A	V
	*	2452	106.39	-	-	94.63	27.37	13.97	29.58	369	298	P	V
	*	2452	98.09	-	-	86.33	27.37	13.97	29.58	369	298	A	V
		2483.55	57.79	-16.21	74	45.9	27.46	14	29.57	369	298	P	V
		2483.55	49.22	-4.78	54	37.33	27.46	14	29.57	369	298	A	V
Remark	1. No other spurious found. 2. All results are PASS against Peak and Average limit line.												

2.4GHz 2400~2483.5MHz

WIFI 802.11n HT40 (Harmonic @ 3m)

WIFI Ant.	Note	Frequency	Level	Over Limit	Limit Line	Read Level	Antenna Factor	Path Loss	Preamp Factor	Ant Pos	Table Pos	Peak Avg.	Pol.
1+2		(MHz)	(dBμV/m)	(dB)	(dBμV/m)	(dBμV)	(dB/m)	(dB)	(dB)	(cm)	(deg)	(P/A)	(H/V)
802.11n HT40 CH 03 2422MHz		4844	39.15	-34.85	74	58.9	31.29	6.47	57.51	100	0	P	H
		7266	43.45	-30.55	74	56.33	36.11	8.23	57.22	100	0	P	H
													H
													H
		4844	38.45	-35.55	74	58.2	31.29	6.47	57.51	100	0	P	V
		7266	44.19	-29.81	74	57.07	36.11	8.23	57.22	100	0	P	V
													V
													V
802.11n HT40 CH 06 2437MHz		4874	39.2	-34.8	74	58.73	31.36	6.56	57.45	100	0	P	H
		7311	43.05	-30.95	74	55.94	36.18	8.2	57.27	100	0	P	H
													H
													H
		4874	39.14	-34.86	74	58.67	31.36	6.56	57.45	100	0	P	V
		7311	42.84	-31.16	74	55.73	36.18	8.2	57.27	100	0	P	V
													V
													V
802.11n HT40 CH 09 2452MHz		4904	38.3	-35.7	74	57.62	31.43	6.64	57.39	100	0	P	H
		7356	43.45	-30.55	74	56.31	36.3	8.17	57.33	100	0	P	H
													H
													H
		4904	37.9	-36.1	74	57.22	31.43	6.64	57.39	100	0	P	V
		7356	43.48	-30.52	74	56.34	36.3	8.17	57.33	100	0	P	V
													V
													V
Remark	1. No other spurious found. 2. All results are PASS against Peak and Average limit line.												

2.4GHz 2400~2483.5MHz

Emission below 1GHz

2.4GHz WIFI 802.11n HT20 (LF)

WIFI Ant. 1+2	Note	Frequency (MHz)	Level (dBμV/m)	Over Limit (dB)	Limit Line (dBμV/m)	Read Level (dBμV)	Antenna Factor (dB/m)	Path Loss (dB)	Preamp Factor (dB)	Ant Pos (cm)	Table Pos (deg)	Peak Avg. (P/A)	Pol. (H/V)
2.4GHz 802.11n HT20 LF		30.97	31.77	-8.23	40	39.86	23.74	0.46	32.29	-	-	P	H
		72.68	31.16	-8.84	40	50.23	12.51	0.67	32.25	-	-	P	H
		130.88	36.28	-7.22	43.5	50.11	17.37	0.99	32.19	100	0	P	H
		149.31	36.1	-7.4	43.5	50.03	17.2	1.05	32.18	-	-	P	H
		365.62	35.06	-10.94	46	44.79	20.83	1.6	32.16	-	-	P	H
		948.59	33.91	-12.09	46	31.77	30.48	2.66	31	-	-	P	H
													H
													H
													H
													H
													H
													H
		38.73	33.45	-6.55	40	45.34	19.9	0.5	32.29	100	0	P	V
		109.54	29.99	-13.51	43.5	44.46	16.84	0.89	32.2	-	-	P	V
		146.4	32.12	-11.38	43.5	45.98	17.28	1.04	32.18	-	-	P	V
		203.63	28.08	-15.42	43.5	43.89	15.08	1.25	32.14	-	-	P	V
		310.33	29.17	-16.83	46	40.56	19.28	1.48	32.15	-	-	P	V
		936.95	33.7	-12.3	46	32.09	30.06	2.65	31.1	-	-	P	V
													V
													V
													V
													V
													V
													V
Remark	1. No other spurious found. 2. All results are PASS against limit line.												

<TXBF Mode>

2.4GHz 2400~2483.5MHz

WIFI 802.11ac VHT20 (Band Edge @ 3m)

WIFI Ant. 1+2	Note	Frequency (MHz)	Level (dBμV/m)	Over Limit (dB)	Limit Line (dBμV/m)	Read Level (dBμV)	Antenna Factor (dB/m)	Path Loss (dB)	Preamp Factor (dB)	Ant Pos (cm)	Table Pos (deg)	Peak Avg. (P/A)	Pol. (H/V)
802.11ac VHT20 CH 01 2412MHz		2389.905	64.19	-9.81	74	52.62	27.23	13.92	29.58	144	33	P	H
		2390	46.88	-7.12	54	35.31	27.23	13.92	29.58	144	33	A	H
	*	2412	114.17	-	-	102.53	27.28	13.94	29.58	144	33	P	H
	*	2412	105.15	-	-	93.51	27.28	13.94	29.58	144	33	A	H
													H
													H
		2389.695	57.17	-16.83	74	45.6	27.23	13.92	29.58	400	5	P	V
		2389.905	44.41	-9.59	54	32.84	27.23	13.92	29.58	400	5	A	V
	*	2412	110.06	-	-	98.42	27.28	13.94	29.58	400	5	P	V
	*	2412	101	-	-	89.36	27.28	13.94	29.58	400	5	A	V
													V
													V
802.11ac VHT20 CH 06 2437MHz		2371.46	52.88	-21.12	74	41.37	27.19	13.91	29.59	162	32	P	H
		2389.94	42.05	-11.95	54	30.48	27.23	13.92	29.58	162	32	A	H
	*	2437	114.76	-	-	103.01	27.37	13.96	29.58	162	32	P	H
	*	2437	105.29	-	-	93.54	27.37	13.96	29.58	162	32	A	H
		2487.75	56.06	-17.94	74	44.13	27.5	14	29.57	162	32	P	H
		2483.5	43.55	-10.45	54	31.66	27.46	14	29.57	162	32	A	H
		2377.34	52.37	-21.63	74	40.85	27.19	13.91	29.58	369	263	P	V
		2389.94	41.54	-12.46	54	29.97	27.23	13.92	29.58	369	263	A	V
	*	2437	112.72	-	-	100.97	27.37	13.96	29.58	369	263	P	V
	*	2437	103.25	-	-	91.5	27.37	13.96	29.58	369	263	A	V
		2486.77	54.76	-19.24	74	42.87	27.46	14	29.57	369	263	P	V
		2483.55	42.47	-11.53	54	30.58	27.46	14	29.57	369	263	A	V

	*	2462	115.14	-	-	103.32	27.41	13.98	29.57	162	29	P	H
	*	2462	105.51	-	-	93.69	27.41	13.98	29.57	162	29	A	H
		2483.76	64.63	-9.37	74	52.74	27.46	14	29.57	162	29	P	H
		2483.52	50.56	-3.44	54	38.67	27.46	14	29.57	162	29	A	H
802.11ac													H
VHT20													H
CH 11	*	2462	112.67	-	-	100.85	27.41	13.98	29.57	400	266	P	V
2462MHz	*	2462	102.92	-	-	91.1	27.41	13.98	29.57	400	266	A	V
		2483.96	63.73	-10.27	74	51.84	27.46	14	29.57	400	266	P	V
		2483.52	48.45	-5.55	54	36.56	27.46	14	29.57	400	266	A	V
													V
													V
Remark	1. No other spurious found. 2. All results are PASS against Peak and Average limit line.												

2.4GHz 2400~2483.5MHz

WIFI 802.11ac VHT20 (Harmonic @ 3m)

WIFI Ant.	Note	Frequency	Level	Over Limit	Limit Line	Read Level	Antenna Factor	Path Loss	Preamp Factor	Ant Pos	Table Pos	Peak Avg.	Pol.
1+2		(MHz)	(dBμV/m)	(dB)	(dBμV/m)	(dBμV)	(dB/m)	(dB)	(dB)	(cm)	(deg)	(P/A)	(H/V)
802.11ac VHT20 CH 01 2412MHz		4824	38.7	-35.3	74	58.57	31.26	6.42	57.55	100	0	P	H
													H
													H
													H
		4824	38.5	-35.5	74	58.37	31.26	6.42	57.55	100	0	P	V
													V
													V
													V
802.11ac VHT20 CH 06 2437MHz		4874	38.27	-35.73	74	57.8	31.36	6.56	57.45	100	0	P	H
		7311	43.47	-30.53	74	56.36	36.18	8.2	57.27	100	0	P	H
													H
													H
		4874	38.45	-35.55	74	57.98	31.36	6.56	57.45	100	0	P	V
		7311	43.54	-30.46	74	56.43	36.18	8.2	57.27	100	0	P	V
													V
													V
802.11ac VHT20 CH 11 2462MHz		4924	38.56	-35.44	74	57.75	31.46	6.7	57.35	100	0	P	H
		7386	44.84	-29.16	74	57.69	36.37	8.14	57.36	100	0	P	H
													H
													H
		4924	38.44	-35.56	74	57.63	31.46	6.7	57.35	100	0	P	V
		7386	44.06	-29.94	74	56.91	36.37	8.14	57.36	100	0	P	V
													V
													V

Remark

1. No other spurious found.
2. All results are PASS against Peak and Average limit line.

2.4GHz 2400~2483.5MHz

WIFI 802.11ac VHT40 (Band Edge @ 3m)

WIFI Ant.	Note	Frequency	Level	Over Limit	Limit Line	Read Level	Antenna Factor	Path Loss	Preamp Factor	Ant Pos	Table Pos	Peak Avg.	Pol.
1+2		(MHz)	(dBμV/m)	(dB)	(dBμV/m)	(dBμV)	(dB/m)	(dB)	(dB)	(cm)	(deg)	(P/A)	(H/V)
802.11ac VHT40 CH 03 2422MHz		2389.24	52.9	-21.1	74	41.33	27.23	13.92	29.58	171	29	P	H
		2389.94	42.74	-11.26	54	31.17	27.23	13.92	29.58	171	29	A	H
	*	2422	101.35	-	-	89.66	27.32	13.95	29.58	171	29	P	H
	*	2422	93.22	-	-	81.53	27.32	13.95	29.58	171	29	A	H
		2485.79	53.17	-20.83	74	41.28	27.46	14	29.57	171	29	P	H
		2483.5	42.06	-11.94	54	30.17	27.46	14	29.57	171	29	A	H
		2365.3	53.07	-20.93	74	41.62	27.14	13.9	29.59	335	281	P	V
		2389.94	42.11	-11.89	54	30.54	27.23	13.92	29.58	335	281	A	V
	*	2422	98.76	-	-	87.07	27.32	13.95	29.58	335	281	P	V
	*	2422	90.27	-	-	78.58	27.32	13.95	29.58	335	281	A	V
		2486.35	53.74	-20.26	74	41.85	27.46	14	29.57	335	281	P	V
		2483.55	41.85	-12.15	54	29.96	27.46	14	29.57	335	281	A	V
802.11ac VHT40 CH 06 2437MHz		2384.9	52.56	-21.44	74	41.03	27.19	13.92	29.58	172	29	P	H
		2389.8	41.7	-12.3	54	30.13	27.23	13.92	29.58	172	29	A	H
	*	2437	102.17	-	-	90.42	27.37	13.96	29.58	172	29	P	H
	*	2437	96.08	-	-	84.33	27.37	13.96	29.58	172	29	A	H
		2488.38	56.61	-17.39	74	44.67	27.5	14.01	29.57	172	29	P	H
		2483.5	43.61	-10.39	54	31.72	27.46	14	29.57	172	29	A	H
		2387.14	52.51	-21.49	74	40.94	27.23	13.92	29.58	291	269	P	V
		2389.66	41.54	-12.46	54	29.97	27.23	13.92	29.58	291	269	A	V
	*	2437	97.91	-	-	86.16	27.37	13.96	29.58	291	269	P	V
	*	2437	91.03	-	-	79.28	27.37	13.96	29.58	291	269	A	V
		2484.32	53.37	-20.63	74	41.48	27.46	14	29.57	291	269	P	V
		2483.5	42.64	-11.36	54	30.75	27.46	14	29.57	291	269	A	V

802.11ac VHT40 CH 09 2452MHz		2330.3	52.61	-21.39	74	41.28	27.05	13.87	29.59	111	28	P	H
		2389.52	41.47	-12.53	54	29.9	27.23	13.92	29.58	111	28	A	H
	*	2452	100.05	-	-	88.29	27.37	13.97	29.58	111	28	P	H
	*	2452	92.46	-	-	80.7	27.37	13.97	29.58	111	28	A	H
		2483.55	59.69	-14.31	74	47.8	27.46	14	29.57	111	28	P	H
		2483.83	47.51	-6.49	54	35.62	27.46	14	29.57	111	28	A	H
		2323.44	52.28	-21.72	74	40.95	27.05	13.87	29.59	322	273	P	V
		2389.52	41.34	-12.66	54	29.77	27.23	13.92	29.58	322	273	A	V
	*	2452	98	-	-	86.24	27.37	13.97	29.58	322	273	P	V
	*	2452	89.99	-	-	78.23	27.37	13.97	29.58	322	273	A	V
		2483.76	56.76	-17.24	74	44.87	27.46	14	29.57	322	273	P	V
		2483.55	45.73	-8.27	54	33.84	27.46	14	29.57	322	273	A	V
Remark	1. No other spurious found. 2. All results are PASS against Peak and Average limit line.												

2.4GHz 2400~2483.5MHz

WIFI 802.11ac VHT40 (Harmonic @ 3m)

WIFI Ant.	Note	Frequency	Level	Over Limit	Limit Line	Read Level	Antenna Factor	Path Loss	Preamp Factor	Ant Pos	Table Pos	Peak Avg.	Pol.
1+2		(MHz)	(dBμV/m)	(dB)	(dBμV/m)	(dBμV)	(dB/m)	(dB)	(dB)	(cm)	(deg)	(P/A)	(H/V)
802.11ac VHT40 CH 03 2422MHz		4844	38.33	-35.67	74	58.08	31.29	6.47	57.51	100	0	P	H
		7266	43.89	-30.11	74	56.77	36.11	8.23	57.22	100	0	P	H
													H
													H
		4844	37.86	-36.14	74	57.61	31.29	6.47	57.51	100	0	P	V
		7266	45.58	-28.42	74	58.46	36.11	8.23	57.22	100	0	P	V
													V
													V
802.11ac VHT40 CH 06 2437MHz		4874	37.99	-36.01	74	57.52	31.36	6.56	57.45	100	0	P	H
		7311	44.3	-29.7	74	57.19	36.18	8.2	57.27	100	0	P	H
													H
													H
		4874	38.05	-35.95	74	57.58	31.36	6.56	57.45	100	0	P	V
		7311	43.23	-30.77	74	56.12	36.18	8.2	57.27	100	0	P	V
													V
													V
802.11ac VHT40 CH 09 2452MHz		4904	38.63	-35.37	74	57.95	31.43	6.64	57.39	100	0	P	H
		7356	43.93	-30.07	74	56.79	36.3	8.17	57.33	100	0	P	H
													H
													H
		4904	38.99	-35.01	74	58.31	31.43	6.64	57.39	100	0	P	V
		7356	43.81	-30.19	74	56.67	36.3	8.17	57.33	100	0	P	V
													V
													V
Remark	1. No other spurious found. 2. All results are PASS against Peak and Average limit line.												

Emission below 1GHz

2.4GHz WIFI 802.11ac VHT20 (LF)

WIFI Ant. 1+2	Note	Frequency (MHz)	Level (dBμV/m)	Over Limit (dB)	Limit Line (dBμV/m)	Read Level (dBμV)	Antenna Factor (dB/m)	Path Loss (dB)	Preamp Factor (dB)	Ant Pos (cm)	Table Pos (deg)	Peak Avg. (P/A)	Pol. (H/V)
2.4GHz 802.11ac VHT20 LF		70.74	28.49	-11.51	40	47.82	12.27	0.63	32.26	-	-	P	H
		139.61	36.36	-7.14	43.5	50.2	17.32	0.94	32.18	-	-	P	H
		147.37	36.65	-6.85	43.5	50.54	17.25	0.95	32.18	100	0	P	H
		256.98	34.32	-11.68	46	45.83	19.28	1.26	32.15	-	-	P	H
		275.41	34.6	-11.4	46	46.41	18.94	1.31	32.15	-	-	P	H
		941.8	34.47	-11.53	46	32.62	30.25	2.45	31.05	-	-	P	H
													H
													H
													H
													H
													H
													H
		32.91	33.78	-6.22	40	42.71	22.89	0.45	32.29	100	0	P	V
		40.67	33.71	-6.29	40	46.61	18.87	0.48	32.29	-	-	P	V
		69.77	33.51	-6.49	40	52.95	12.16	0.63	32.26	-	-	P	V
		431.58	34.46	-11.54	46	42.05	22.8	1.69	32.16	-	-	P	V
		884.57	36.81	-9.19	46	36.59	29.08	2.45	31.48	-	-	P	V
		916.58	37.4	-8.6	46	36.74	29.31	2.44	31.27	-	-	P	V
													V
													V
													V
													V
													V
													V
Remark	1. No other spurious found. 2. All results are PASS against limit line.												

Note symbol

*	**Fundamental Frequency** which can be ignored. However, the level of any unwanted emissions shall not exceed the level of the fundamental frequency.
!	Test result is **over limit** line.
P/A	**P**eak or **A**verage
H/V	**H**orizontal or **V**ertical

A calculation example for radiated spurious emission is shown as below:

WIFI Ant. 1+2	Note	Frequency (MHz)	Level (dBμV/m)	Over Limit (dB)	Limit Line (dBμV/m)	Read Level (dBμV)	Antenna Factor (dB/m)	Path Loss (dB)	Preamp Factor (dB)	Ant Pos (cm)	Table Pos (deg)	Peak Avg. (P/A)	Pol. (H/V)
802.11b CH 01 2412MHz		2390	55.45	-18.55	74	54.51	32.22	4.58	35.86	103	308	P	H
		2390	43.54	-10.46	54	42.6	32.22	4.58	35.86	103	308	A	H

1. Path Loss(dB) = Cable loss(dB) + Filter loss(dB) + Attenuator loss(dB)
2. Level(dBμV/m) =

Antenna Factor(dB/m) + Path Loss(dB) + Read Level(dBμV) - Preamp Factor(dB)

3. Over Limit(dB) = Level(dBμV/m) – Limit Line(dBμV/m)

For Peak Limit @ 2390MHz:

1. Level(dBμV/m)

= Antenna Factor(dB/m) + Path Loss(dB) + Read Level(dBμV) - Preamp Factor(dB)

= 32.22(dB/m) + 4.58(dB) + 54.51(dBμV) – 35.86 (dB)

= 55.45 (dBμV/m)

2. Over Limit(dB)

= Level(dBμV/m) – Limit Line(dBμV/m)

= 55.45(dBμV/m) – 74(dBμV/m)

= -18.55(dB)

For Average Limit @ 2390MHz:

1. Level(dBμV/m)

= Antenna Factor(dB/m) + Path Loss(dB) + Read Level(dBμV) - Preamp Factor(dB)

= 32.22(dB/m) + 4.58(dB) + 42.6(dBμV) – 35.86 (dB)

= 43.54 (dBμV/m)

2. Over Limit(dB)

= Level(dBμV/m) – Limit Line(dBμV/m)

= 43.54(dBμV/m) – 54(dBμV/m)

= -10.46(dB)

Both peak and average measured complies with the limit line, so test result is “PASS”.

Appendix C. Radiated Spurious Emission Plots

Test Engineer :	Alex Jheng, Fu Chen, and Wilson Wu	**Temperature :**	24.5~25.3°C
		Relative Humidity :	49~53%

Note symbol

-L	**Low channel location**
-R	**High channel location**

<CDD Mode>

2.4GHz 2400~2483.5MHz

WIFI 802.11b (Band Edge @ 3m)

WIFI	2.4GHz 2400~2483.5MHz Band Edge @ 3m	
ANT	802.11b CH01 2412MHz	
1	Horizontal	Fundamental
Peak	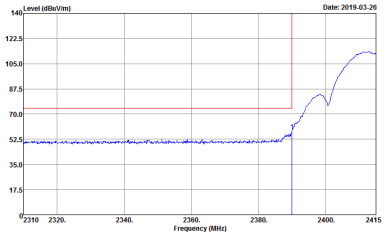 Site : 03CH13-HY Condition : PEAK_BE_74 3m HORN_9120D_1241 HORIZONTAL : RBW:1000.000KHz VBW:3000.000KHz SWT:Auto Detector : Peak Project : 911110 Mode : 10 Power : 23.5	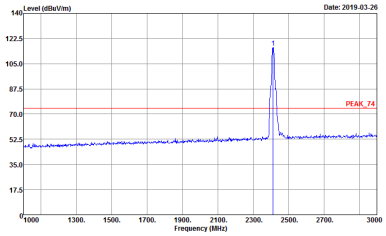 Site : 03CH13-HY Condition : PEAK_74 3m HORN_9120D_1241 HORIZONTAL : RBW:1000.000KHz VBW:3000.000KHz SWT:Auto Detector : Peak Project : 911110 Mode : 10 Power : 23.5
Avg.	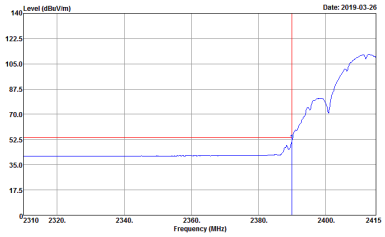 Site : 03CH13-HY Condition : AVG_BE_54 3m HORN_9120D_1241 HORIZONTAL : RBW:1000.000KHz VBW:0.010KHz SWT:Auto Detector : Peak Project : 911110 Mode : 10 Power : 23.5	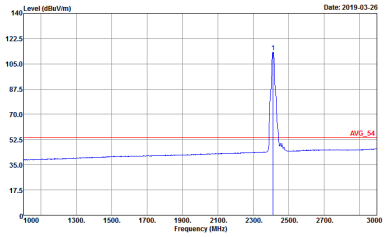 Site : 03CH13-HY Condition : AVG_54 3m HORN_9120D_1241 HORIZONTAL : RBW:1000.000KHz VBW:0.010KHz SWT:Auto Detector : Peak Project : 911110 Mode : 10 Power : 23.5

WIFI	2.4GHz 2400~2483.5MHz Band Edge @ 3m	
ANT	802.11b CH01 2412MHz	
1	Vertical	Fundamental
Peak	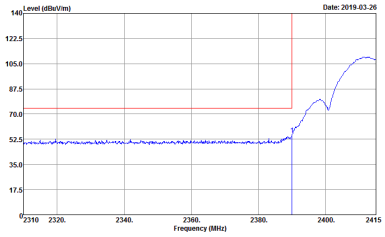 Site : 03CH13-HY Condition : PEAK_BE_74 3m HORN_9120D_1241 VERTICAL : RBW:1000.000KHz VBW:3000.000KHz SWT:Auto Detector : Peak Project : 911110 Mode : 10 Power : 23.5	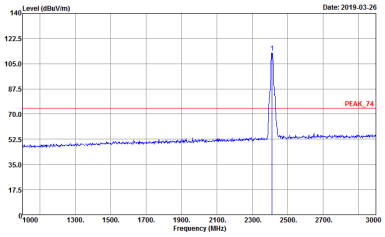 Site : 03CH13-HY Condition : PEAK_74 3m HORN_9120D_1241 VERTICAL : RBW:1000.000KHz VBW:3000.000KHz SWT:Auto Detector : Peak Project : 911110 Mode : 10 Power : 23.5
Avg.	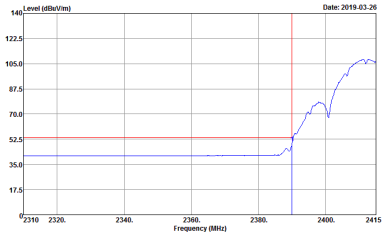 Site : 03CH13-HY Condition : AVG_BE_54 3m HORN_9120D_1241 VERTICAL : RBW:1000.000KHz VBW:0.010KHz SWT:Auto Detector : Peak Project : 911110 Mode : 10 Power : 23.5	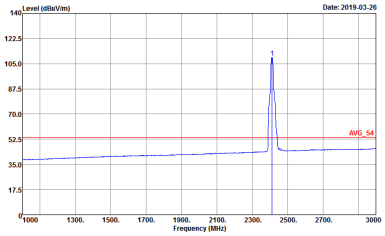 Site : 03CH13-HY Condition : AVG_54 3m HORN_9120D_1241 VERTICAL : RBW:1000.000KHz VBW:0.010KHz SWT:Auto Detector : Peak Project : 911110 Mode : 10 Power : 23.5

WIFI	2.4GHz 2400~2483.5MHz Band Edge @ 3m	
ANT	802.11b CH06 2437MHz - L	
1	Horizontal	Fundamental
Peak	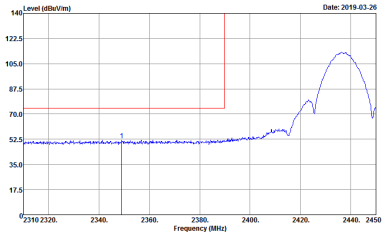 Site : 03CH13-HY Condition : PEAK_BE_74 3m HORN_9120D_1241 HORIZONTAL : RBW:1000.000KHz VBW:3000.000KHz SWT:Auto Detector : Peak Project : 911110 Mode : 11 Power : 22.5	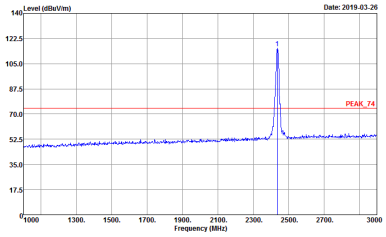 Site : 03CH13-HY Condition : PEAK_74 3m HORN_9120D_1241 HORIZONTAL : RBW:1000.000KHz VBW:3000.000KHz SWT:Auto Detector : Peak Project : 911110 Mode : 11 Power : 22.5
Avg.	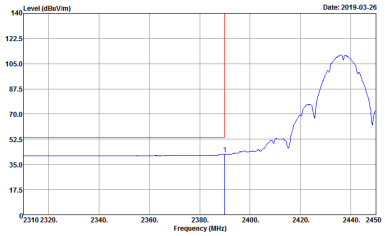 Site : 03CH13-HY Condition : AVG_BE_54 3m HORN_9120D_1241 HORIZONTAL : RBW:1000.000KHz VBW:0.010KHz SWT:Auto Detector : Peak Project : 911110 Mode : 11 Power : 22.5	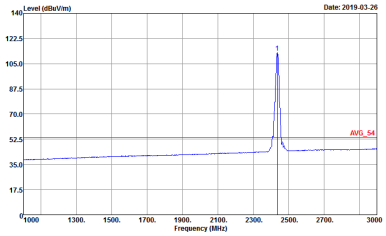 Site : 03CH13-HY Condition : AVG_54 3m HORN_9120D_1241 HORIZONTAL : RBW:1000.000KHz VBW:0.010KHz SWT:Auto Detector : Peak Project : 911110 Mode : 11 Power : 22.5

WIFI	2.4GHz 2400~2483.5MHz Band Edge @ 3m	
ANT	802.11b CH06 2437MHz - R	
1	Horizontal	Fundamental
Peak	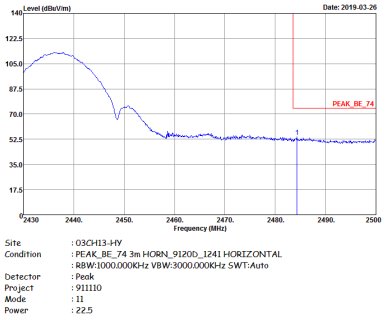	Left blank
Avg.	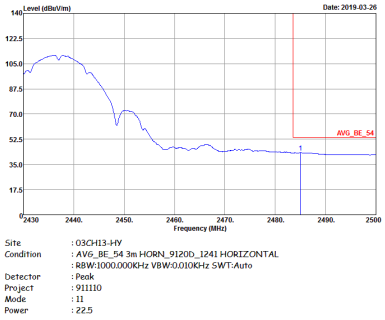	Left blank

WIFI	2.4GHz 2400~2483.5MHz Band Edge @ 3m	
ANT	802.11b CH06 2437MHz - L	
1	Vertical	Fundamental
Peak	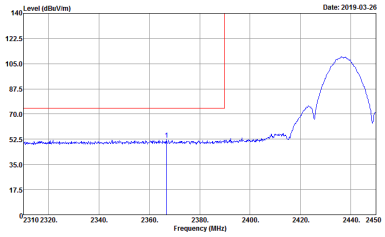 Site : 03CH13-HY Condition : PEAK_BE_74 3m HORN_9120D_1241 VERTICAL : RBW:1000.000KHz VBW:3000.000KHz SWT:Auto Detector : Peak Project : 911110 Mode : 11 Power : 22.5	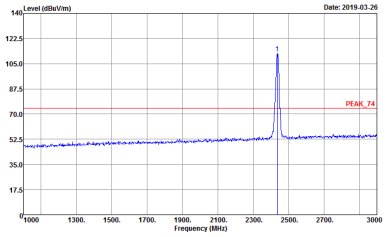 Site : 03CH13-HY Condition : PEAK_74 3m HORN_9120D_1241 VERTICAL : RBW:1000.000KHz VBW:3000.000KHz SWT:Auto Detector : Peak Project : 911110 Mode : 11 Power : 22.5
Avg.	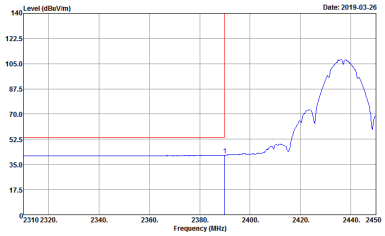 Site : 03CH13-HY Condition : AVG_BE_54 3m HORN_9120D_1241 VERTICAL : RBW:1000.000KHz VBW:0.010KHz SWT:Auto Detector : Peak Project : 911110 Mode : 11 Power : 22.5	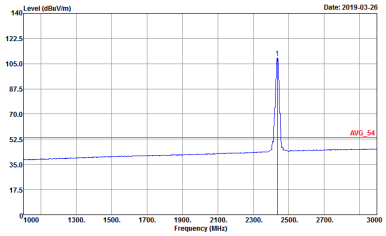 Site : 03CH13-HY Condition : AVG_54 3m HORN_9120D_1241 VERTICAL : RBW:1000.000KHz VBW:0.010KHz SWT:Auto Detector : Peak Project : 911110 Mode : 11 Power : 22.5

WIFI	2.4GHz 2400~2483.5MHz Band Edge @ 3m	
ANT	802.11b CH06 2437MHz - R	
1	Vertical	Fundamental
Peak	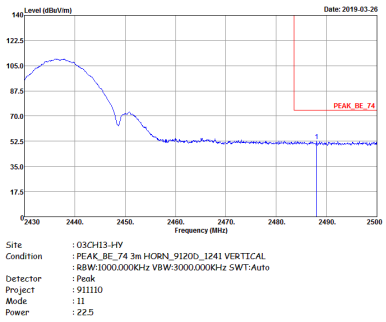	Left blank
Avg.	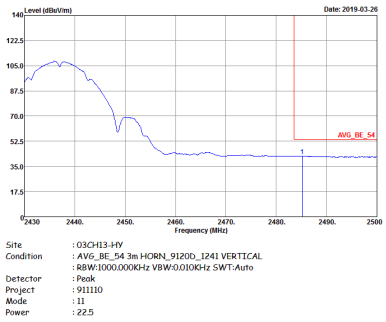	Left blank

WIFI	2.4GHz 2400~2483.5MHz Band Edge @ 3m	
ANT	802.11b CH11 2462MHz	
1	Horizontal	Fundamental
Peak	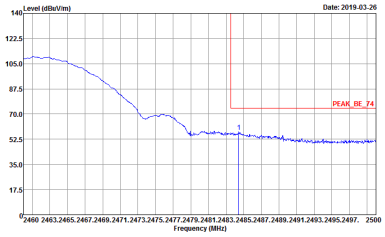 Site : 03CH13-HY Condition : PEAK_BE_74 3m HORN_9120D_1241 HORIZONTAL : RBW:1000.000KHz VBW:3000.000KHz SWT:Auto Detector : Peak Project : 911110 Mode : 12 Power : 19.5	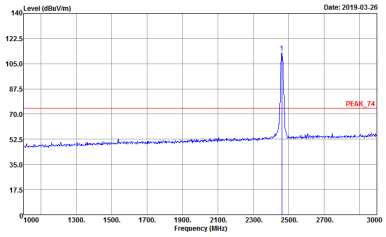 Site : 03CH13-HY Condition : PEAK_74 3m HORN_9120D_1241 HORIZONTAL : RBW:1000.000KHz VBW:3000.000KHz SWT:Auto Detector : Peak Project : 911110 Mode : 12 Power : 19.5
Avg.	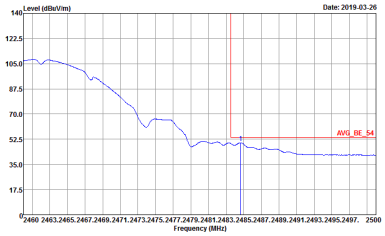 Site : 03CH13-HY Condition : AVG_BE_54 3m HORN_9120D_1241 HORIZONTAL : RBW:1000.000KHz VBW:0.010KHz SWT:Auto Detector : Peak Project : 911110 Mode : 12 Power : 19.5	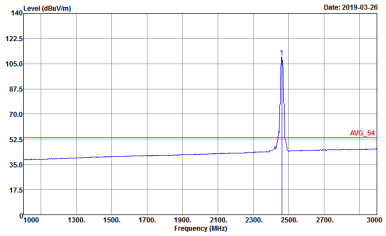 Site : 03CH13-HY Condition : AVG_54 3m HORN_9120D_1241 HORIZONTAL : RBW:1000.000KHz VBW:0.010KHz SWT:Auto Detector : Peak Project : 911110 Mode : 12 Power : 19.5

WIFI	2.4GHz 2400~2483.5MHz Band Edge @ 3m	
ANT	802.11b CH11 2462MHz	
1	Vertical	Fundamental
Peak	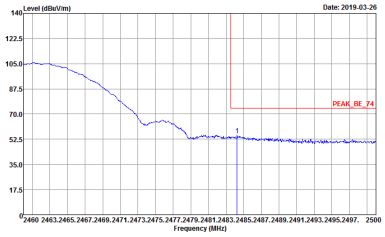 Site : 03CH13-HY Condition : PEAK_BE_74 3m HORN_9120D_1241 VERTICAL : RBW:1000.000KHz VBW:3000.000KHz SWT:Auto Detector : Peak Project : 911110 Mode : 12 Power : 19.5	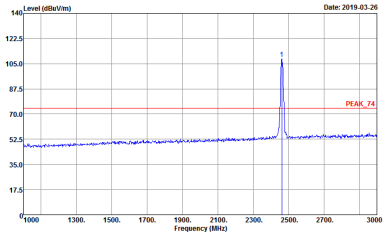 Site : 03CH13-HY Condition : PEAK_74 3m HORN_9120D_1241 VERTICAL : RBW:1000.000KHz VBW:3000.000KHz SWT:Auto Detector : Peak Project : 911110 Mode : 12 Power : 19.5
Avg.	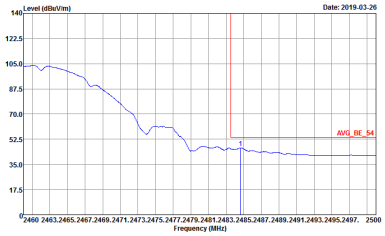 Site : 03CH13-HY Condition : AVG_BE_54 3m HORN_9120D_1241 VERTICAL : RBW:1000.000KHz VBW:0.010KHz SWT:Auto Detector : Peak Project : 911110 Mode : 12 Power : 19.5	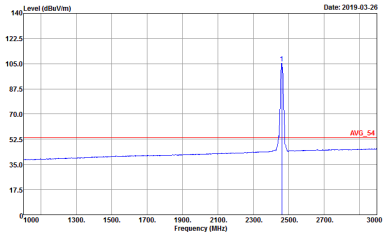 Site : 03CH13-HY Condition : AVG_54 3m HORN_9120D_1241 VERTICAL : RBW:1000.000KHz VBW:0.010KHz SWT:Auto Detector : Peak Project : 911110 Mode : 12 Power : 19.5

2.4GHz 2400~2483.5MHz

WIFI 802.11g (Band Edge @ 3m)

WIFI	2.4GHz 2400~2483.5MHz Band Edge @ 3m	
ANT	802.11g CH01 2412MHz	
1	Horizontal	Fundamental
Peak	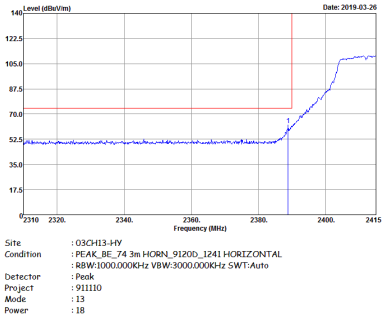	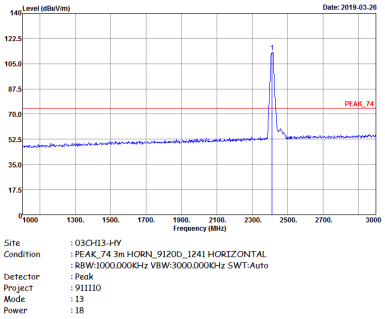
Avg.	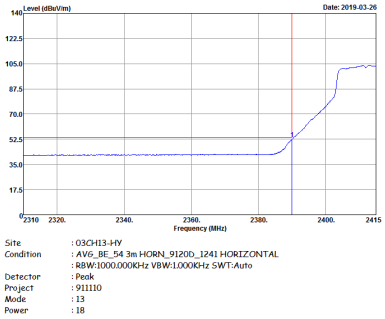	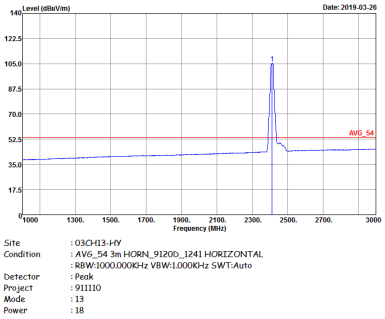

WIFI	2.4GHz 2400~2483.5MHz Band Edge @ 3m	
ANT	802.11g CH01 2412MHz	
1	Vertical	Fundamental
Peak	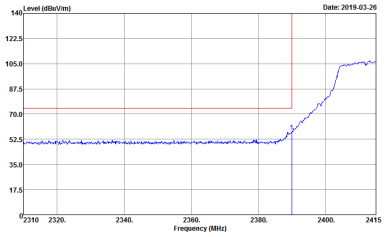 Site : 03CH13-HY Condition : PEAK_BE_74 3m HORN_9120D_1241 VERTICAL : RBW:1000.000KHz VBW:3000.000KHz SWT:Auto Detector : Peak Project : 911110 Mode : 13 Power : 18	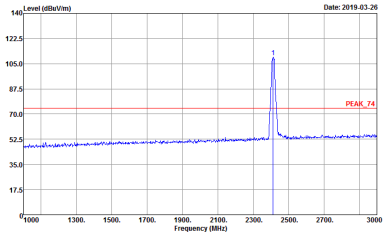 Site : 03CH13-HY Condition : PEAK_74 3m HORN_9120D_1241 VERTICAL : RBW:1000.000KHz VBW:3000.000KHz SWT:Auto Detector : Peak Project : 911110 Mode : 13 Power : 18
Avg.	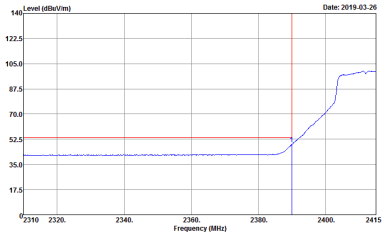 Site : 03CH13-HY Condition : AVG_BE_54 3m HORN_9120D_1241 VERTICAL : RBW:1000.000KHz VBW:1.000KHz SWT:Auto Detector : Peak Project : 911110 Mode : 13 Power : 18	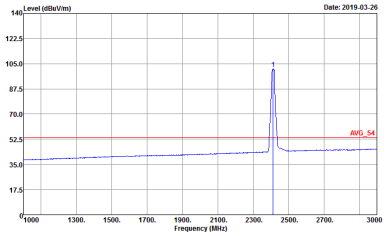 Site : 03CH13-HY Condition : AVG_54 3m HORN_9120D_1241 VERTICAL : RBW:1000.000KHz VBW:1.000KHz SWT:Auto Detector : Peak Project : 911110 Mode : 13 Power : 18

WIFI	2.4GHz 2400~2483.5MHz Band Edge @ 3m	
ANT	802.11g CH06 2437MHz - L	
1	Horizontal	Fundamental
Peak	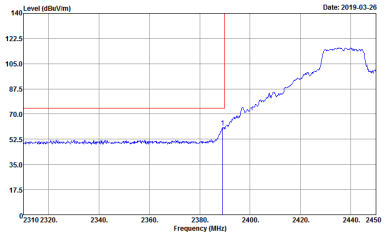 Site : 03CH13-HY Condition : PEAK_BE_74 3m HORN_9120D_1241 HORIZONTAL : RBW:1000.000KHz VBW:3000.000KHz SWT:Auto Detector : Peak Project : 911110 Mode : 14 Power : 23	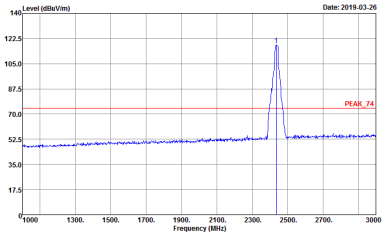 Site : 03CH13-HY Condition : PEAK_74 3m HORN_9120D_1241 HORIZONTAL : RBW:1000.000KHz VBW:3000.000KHz SWT:Auto Detector : Peak Project : 911110 Mode : 14 Power : 23
Avg.	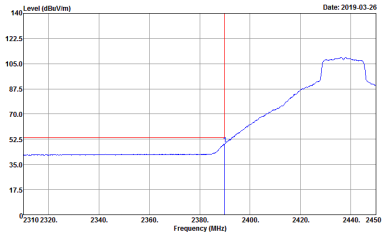 Site : 03CH13-HY Condition : AVG_BE_54 3m HORN_9120D_1241 HORIZONTAL : RBW:1000.000KHz VBW:1.000KHz SWT:Auto Detector : Peak Project : 911110 Mode : 14 Power : 23	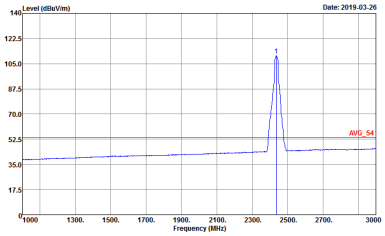 Site : 03CH13-HY Condition : AVG_54 3m HORN_9120D_1241 HORIZONTAL : RBW:1000.000KHz VBW:1.000KHz SWT:Auto Detector : Peak Project : 911110 Mode : 14 Power : 23

WIFI	2.4GHz 2400~2483.5MHz Band Edge @ 3m	
ANT	802.11g CH06 2437MHz - R	
1	Horizontal	Fundamental
Peak	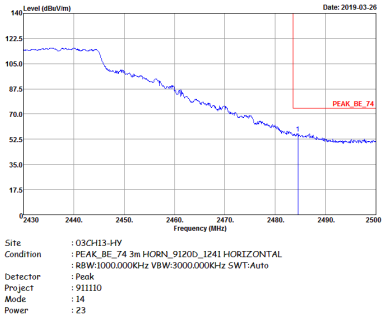	Left blank
Avg.	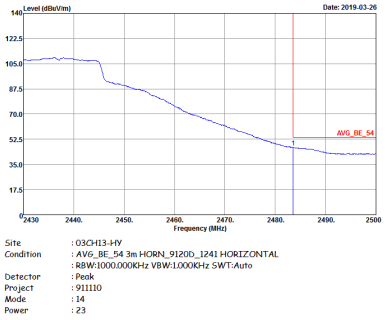	Left blank

WIFI	2.4GHz 2400~2483.5MHz Band Edge @ 3m	
ANT	802.11g CH06 2437MHz - L	
1	Vertical	Fundamental
Peak	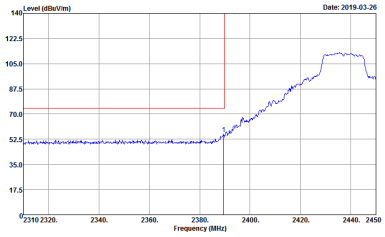 Site : 03CH13-HY Condition : PEAK_BE_74 3m HORN_9120D_1241 VERTICAL : RBW:1000.000KHz VBW:3000.000KHz SWT:Auto Detector : Peak Project : 911110 Mode : 14 Power : 23	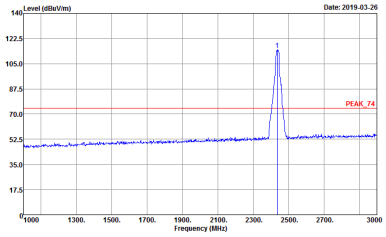 Site : 03CH13-HY Condition : PEAK_74 3m HORN_9120D_1241 VERTICAL : RBW:1000.000KHz VBW:3000.000KHz SWT:Auto Detector : Peak Project : 911110 Mode : 14 Power : 23
Avg.	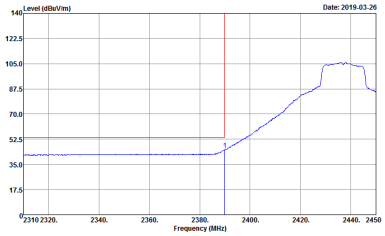 Site : 03CH13-HY Condition : AVG_BE_54 3m HORN_9120D_1241 VERTICAL : RBW:1000.000KHz VBW:1.000KHz SWT:Auto Detector : Peak Project : 911110 Mode : 14 Power : 23	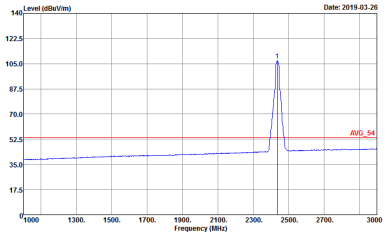 Site : 03CH13-HY Condition : AVG_54 3m HORN_9120D_1241 VERTICAL : RBW:1000.000KHz VBW:1.000KHz SWT:Auto Detector : Peak Project : 911110 Mode : 14 Power : 23

WIFI	2.4GHz 2400~2483.5MHz Band Edge @ 3m	
ANT	802.11g CH06 2437MHz - R	
1	Vertical	Fundamental
Peak	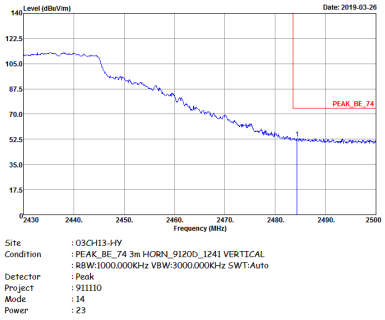	Left Blank
Avg.	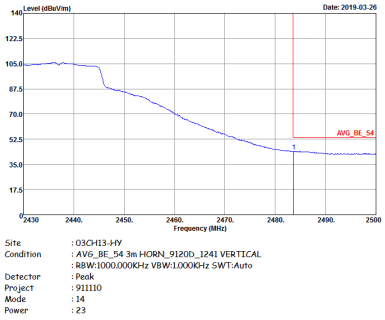	Left Blank

WIFI	2.4GHz 2400~2483.5MHz Band Edge @ 3m	
ANT	802.11g CH11 2462MHz	
1	Horizontal	Fundamental
Peak	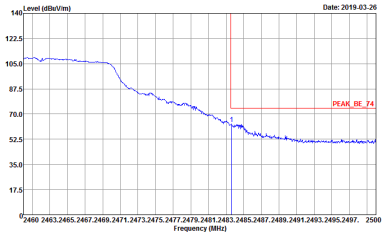 Site : 03CH13-HY Condition : PEAK_BE_74 3m HORN_9120D_1241 HORIZONTAL : RBW:1000.000KHz VBW:3000.000KHz SWT:Auto Detector : Peak Project : 911110 Mode : 15 Power : 16	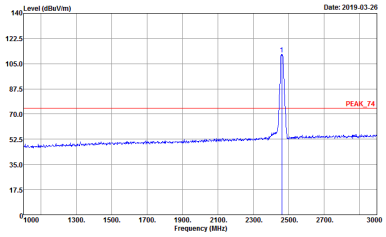 Site : 03CH13-HY Condition : PEAK_74 3m HORN_9120D_1241 HORIZONTAL : RBW:1000.000KHz VBW:3000.000KHz SWT:Auto Detector : Peak Project : 911110 Mode : 15 Power : 16
Avg.	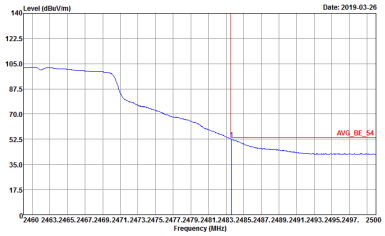 Site : 03CH13-HY Condition : AVG_BE_54 3m HORN_9120D_1241 HORIZONTAL : RBW:1000.000KHz VBW:1.000KHz SWT:Auto Detector : Peak Project : 911110 Mode : 15 Power : 16	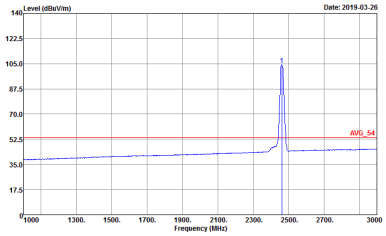 Site : 03CH13-HY Condition : AVG_54 3m HORN_9120D_1241 HORIZONTAL : RBW:1000.000KHz VBW:1.000KHz SWT:Auto Detector : Peak Project : 911110 Mode : 15 Power : 16

WIFI	2.4GHz 2400~2483.5MHz Band Edge @ 3m	
ANT	802.11g CH11 2462MHz	
1	Vertical	Fundamental
Peak	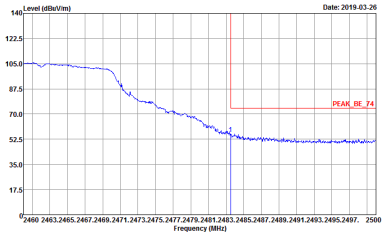 Site : 03CH13-HY Condition : PEAK_BE_74 3m HORN_9120D_1241 VERTICAL : RBW:1000.000KHz VBW:3000.000KHz SWT:Auto Detector : Peak Project : 911110 Mode : 15 Power : 16	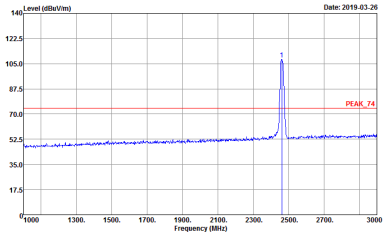 Site : 03CH13-HY Condition : PEAK_74 3m HORN_9120D_1241 VERTICAL : RBW:1000.000KHz VBW:3000.000KHz SWT:Auto Detector : Peak Project : 911110 Mode : 15 Power : 16
Avg.	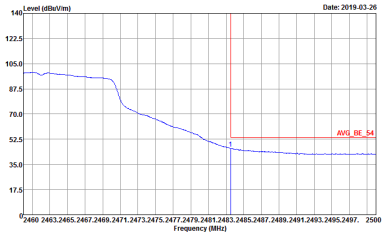 Site : 03CH13-HY Condition : AVG_BE_54 3m HORN_9120D_1241 VERTICAL : RBW:1000.000KHz VBW:1.000KHz SWT:Auto Detector : Peak Project : 911110 Mode : 15 Power : 16	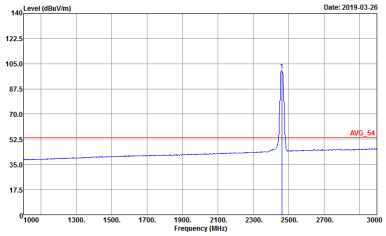 Site : 03CH13-HY Condition : AVG_54 3m HORN_9120D_1241 VERTICAL : RBW:1000.000KHz VBW:1.000KHz SWT:Auto Detector : Peak Project : 911110 Mode : 15 Power : 16

2.4GHz 2400~2483.5MHz

WIFI 802.11n HT20 (Band Edge @ 3m)

WIFI	2.4GHz 2400~2483.5MHz Band Edge @ 3m	
ANT	802.11n HT20 CH01 2412MHz	
1	Horizontal	Fundamental
Peak	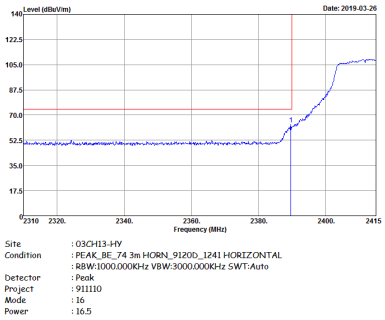	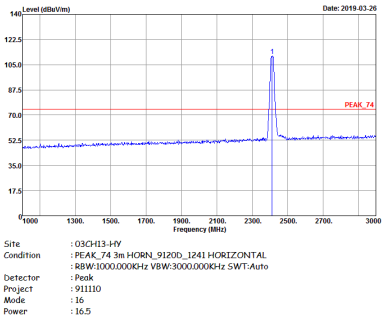
Avg.	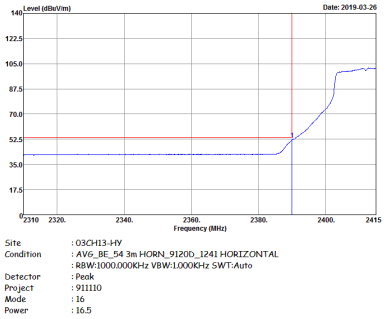	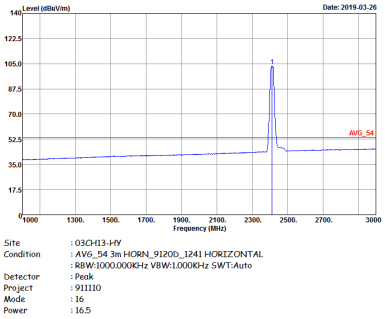

WIFI	2.4GHz 2400~2483.5MHz Band Edge @ 3m	
ANT	802.11n HT20 CH01 2412MHz	
1	Vertical	Fundamental
Peak	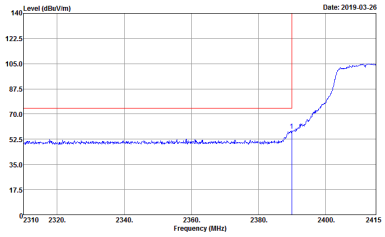 Site : 03CH13-HY Condition : PEAK_BE_74 3m HORN_9120D_1241 VERTICAL : RBW:1000.000KHz VBW:3000.000KHz SWT:Auto Detector : Peak Project : 911110 Mode : 16 Power : 16.5	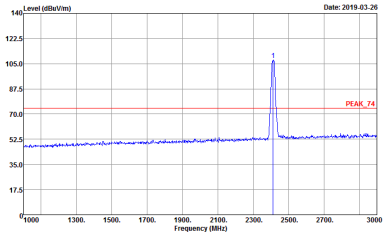 Site : 03CH13-HY Condition : PEAK_74 3m HORN_9120D_1241 VERTICAL : RBW:1000.000KHz VBW:3000.000KHz SWT:Auto Detector : Peak Project : 911110 Mode : 16 Power : 16.5
Avg.	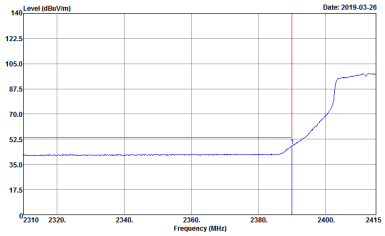 Site : 03CH13-HY Condition : AVG_BE_54 3m HORN_9120D_1241 VERTICAL : RBW:1000.000KHz VBW:1.000KHz SWT:Auto Detector : Peak Project : 911110 Mode : 16 Power : 16.5	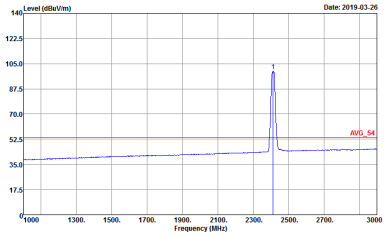 Site : 03CH13-HY Condition : AVG_54 3m HORN_9120D_1241 VERTICAL : RBW:1000.000KHz VBW:1.000KHz SWT:Auto Detector : Peak Project : 911110 Mode : 16 Power : 16.5

WIFI	2.4GHz 2400~2483.5MHz Band Edge @ 3m	
ANT	802.11n HT20 CH06 2437MHz - L	
1	Horizontal	Fundamental
Peak	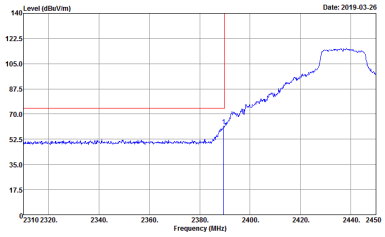 Site : 03CH13-HY Condition : PEAK_BE_74 3m HORN_9120D_1241 HORIZONTAL : RBW:1000.000KHz VBW:3000.000KHz SWT:Auto Detector : Peak Project : 911110 Mode : 17 Power : 23	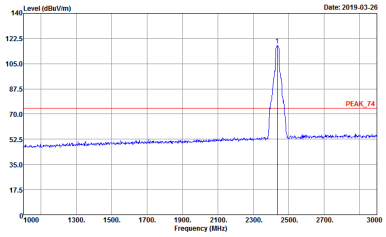 Site : 03CH13-HY Condition : PEAK_74 3m HORN_9120D_1241 HORIZONTAL : RBW:1000.000KHz VBW:3000.000KHz SWT:Auto Detector : Peak Project : 911110 Mode : 17 Power : 23
Avg.	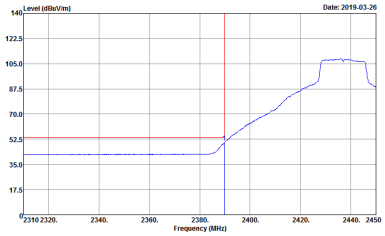 Site : 03CH13-HY Condition : AVG_BE_54 3m HORN_9120D_1241 HORIZONTAL : RBW:1000.000KHz VBW:1.000KHz SWT:Auto Detector : Peak Project : 911110 Mode : 17 Power : 23	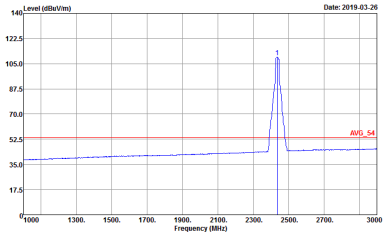 Site : 03CH13-HY Condition : AVG_54 3m HORN_9120D_1241 HORIZONTAL : RBW:1000.000KHz VBW:1.000KHz SWT:Auto Detector : Peak Project : 911110 Mode : 17 Power : 23

WIFI	2.4GHz 2400~2483.5MHz Band Edge @ 3m	
ANT	802.11n HT20 CH06 2437MHz - R	
1	Horizontal	Fundamental
Peak	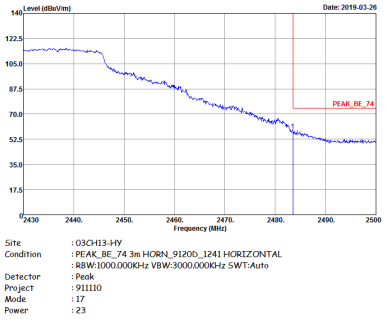	Left blank
Avg.	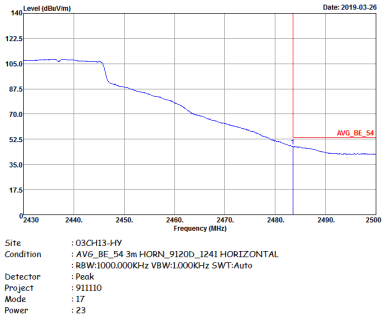	Left blank

WIFI	2.4GHz 2400~2483.5MHz Band Edge @ 3m	
ANT	802.11n HT20 CH06 2437MHz - L	
1	Vertical	Fundamental
Peak	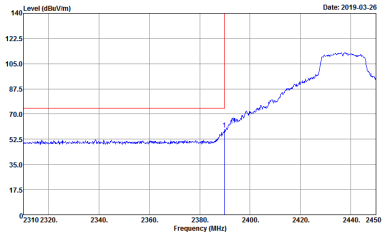 Site : 03CH13-HY Condition : PEAK_BE_74 3m HORN_9120D_1241 VERTICAL : RBW:1000.000KHz VBW:3000.000KHz SWT:Auto Detector : Peak Project : 911110 Mode : 17 Power : 23	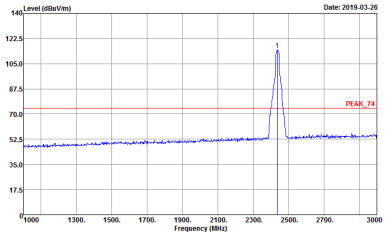 Site : 03CH13-HY Condition : PEAK_74 3m HORN_9120D_1241 VERTICAL : RBW:1000.000KHz VBW:3000.000KHz SWT:Auto Detector : Peak Project : 911110 Mode : 17 Power : 23
Avg.	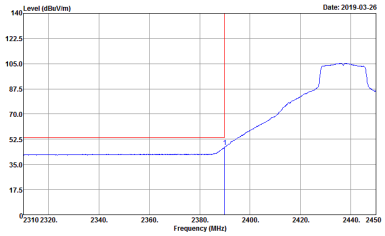 Site : 03CH13-HY Condition : AVG_BE_54 3m HORN_9120D_1241 VERTICAL : RBW:1000.000KHz VBW:1.000KHz SWT:Auto Detector : Peak Project : 911110 Mode : 17 Power : 23	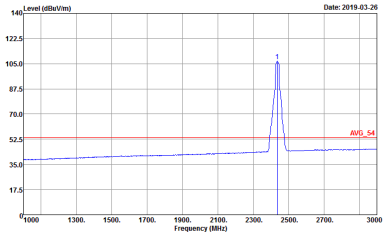 Site : 03CH13-HY Condition : AVG_54 3m HORN_9120D_1241 VERTICAL : RBW:1000.000KHz VBW:1.000KHz SWT:Auto Detector : Peak Project : 911110 Mode : 17 Power : 23

WIFI	2.4GHz 2400~2483.5MHz Band Edge @ 3m	
ANT	802.11n HT20 CH06 2437MHz - R	
1	Vertical	Fundamental
Peak	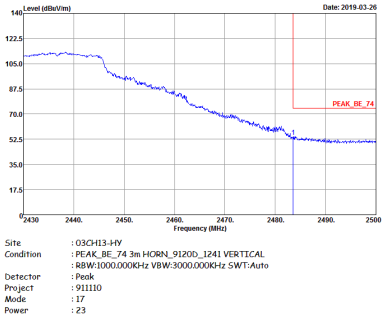	Left Blank
Avg.	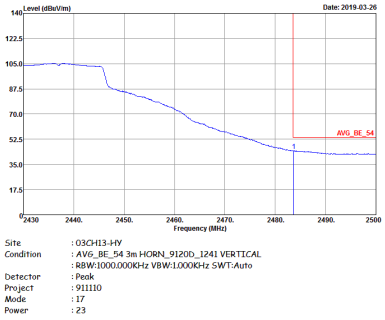	Left Blank

WIFI	2.4GHz 2400~2483.5MHz Band Edge @ 3m	
ANT	802.11n HT20 CH11 2462MHz	
1	Horizontal	Fundamental
Peak	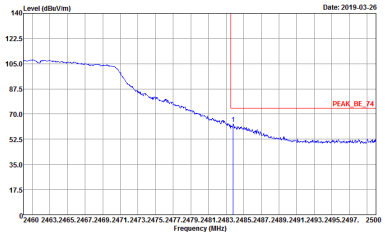 Site : 03CH13-HY Condition : PEAK_BE_74 3m HORN_9120D_1241 HORIZONTAL : RBW:1000.000KHz VBW:3000.000KHz SWT:Auto Detector : Peak Project : 911110 Mode : 18 Power : 15	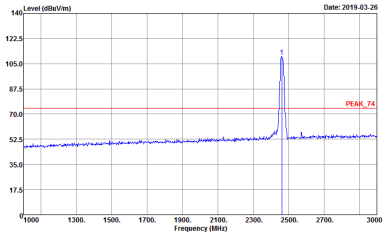 Site : 03CH13-HY Condition : PEAK_74 3m HORN_9120D_1241 HORIZONTAL : RBW:1000.000KHz VBW:3000.000KHz SWT:Auto Detector : Peak Project : 911110 Mode : 18 Power : 15
Avg.	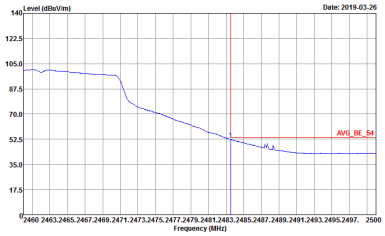 Site : 03CH13-HY Condition : AVG_BE_54 3m HORN_9120D_1241 HORIZONTAL : RBW:1000.000KHz VBW:1.000KHz SWT:Auto Detector : Peak Project : 911110 Mode : 18 Power : 15	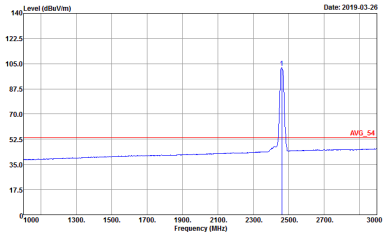 Site : 03CH13-HY Condition : AVG_54 3m HORN_9120D_1241 HORIZONTAL : RBW:1000.000KHz VBW:1.000KHz SWT:Auto Detector : Peak Project : 911110 Mode : 18 Power : 15

WIFI	2.4GHz 2400~2483.5MHz Fundamental @ 3m	
ANT	802.11n HT20 CH11 2462MHz	
1	Vertical	Fundamental
Peak	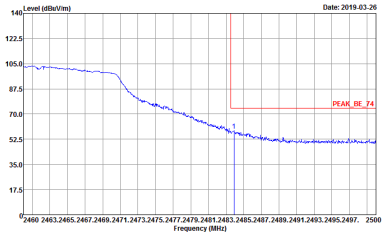 Site : 03CH13-HY Condition : PEAK_BE_74 3m HORN_9120D_1241 VERTICAL : RBW:1000.000KHz VBW:3000.000KHz SWT:Auto Detector : Peak Project : 911110 Mode : 18 Power : 15	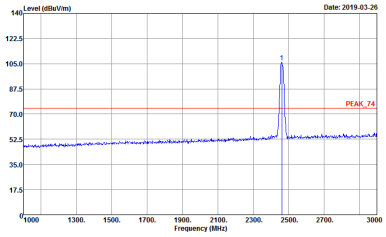 Site : 03CH13-HY Condition : PEAK_74 3m HORN_9120D_1241 VERTICAL : RBW:1000.000KHz VBW:3000.000KHz SWT:Auto Detector : Peak Project : 911110 Mode : 18 Power : 15
Avg.	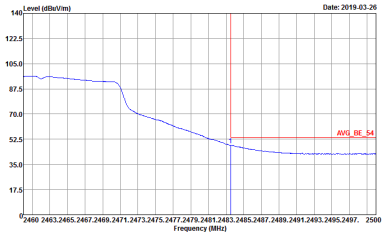 Site : 03CH13-HY Condition : AVG_BE_54 3m HORN_9120D_1241 VERTICAL : RBW:1000.000KHz VBW:1.000KHz SWT:Auto Detector : Peak Project : 911110 Mode : 18 Power : 15	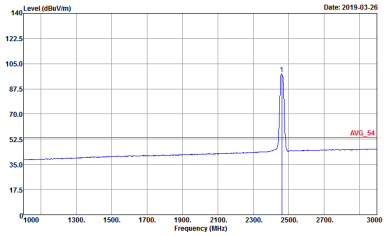 Site : 03CH13-HY Condition : AVG_54 3m HORN_9120D_1241 VERTICAL : RBW:1000.000KHz VBW:1.000KHz SWT:Auto Detector : Peak Project : 911110 Mode : 18 Power : 15

2.4GHz 2400~2483.5MHz

WIFI 802.11n HT40 (Band Edge @ 3m)

WIFI	2.4GHz 2400~2483.5MHz Band Edge @ 3m	
ANT	802.11n HT40 CH03 2422MHz - L	
1	Horizontal	Fundamental
Peak	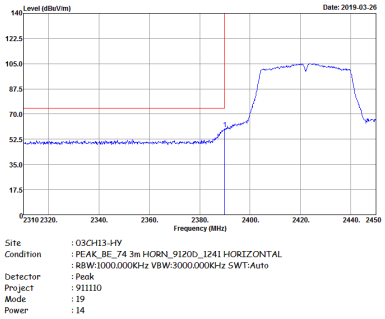	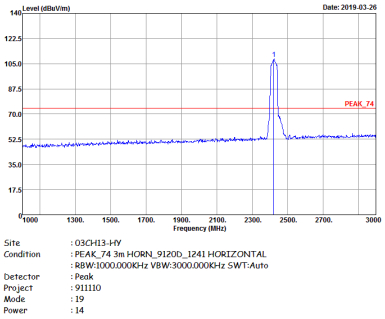
Avg.	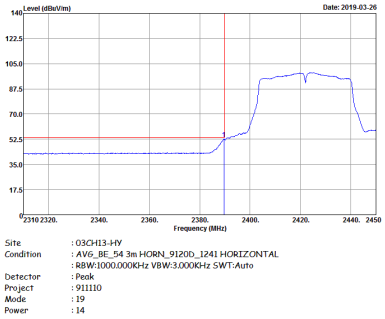	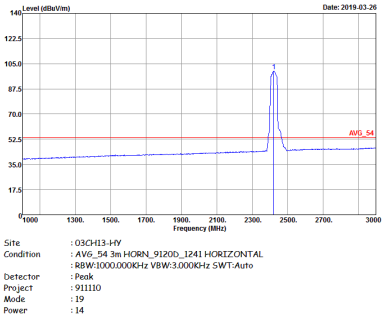

WIFI	2.4GHz 2400~2483.5MHz Band Edge @ 3m	
ANT	802.11n HT40 CH03 2422MHz - R	
1	Horizontal	Fundamental
Peak	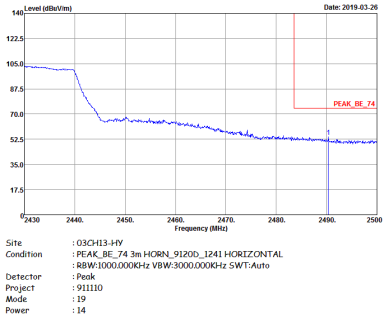	Left Blank
Avg.	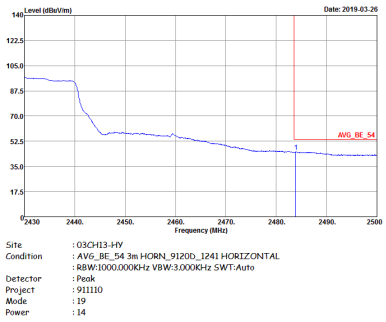	Left Blank

WIFI	2.4GHz 2400~2483.5MHz Band Edge @ 3m	
ANT	802.11n HT40 CH03 2422MHz - L	
1	Vertical	Fundamental
Peak	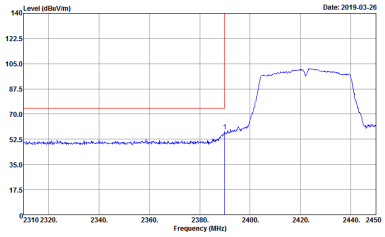 Site : 03CH13-HY Condition : PEAK_BE_74 3m HORN_9120D_1241 VERTICAL : RBW:1000.000KHz VBW:3000.000KHz SWT:Auto Detector : Peak Project : 911110 Mode : 19 Power : 14	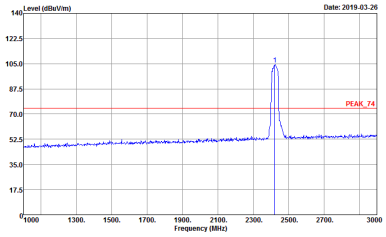 Site : 03CH13-HY Condition : PEAK_74 3m HORN_9120D_1241 VERTICAL : RBW:1000.000KHz VBW:3000.000KHz SWT:Auto Detector : Peak Project : 911110 Mode : 19 Power : 14
Avg.	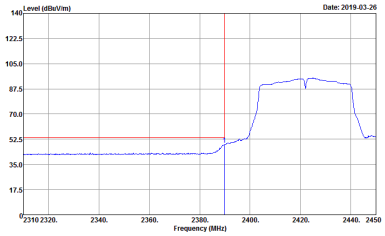 Site : 03CH13-HY Condition : AVG_BE_54 3m HORN_9120D_1241 VERTICAL : RBW:1000.000KHz VBW:3.000KHz SWT:Auto Detector : Peak Project : 911110 Mode : 19 Power : 14	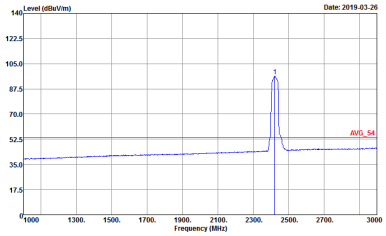 Site : 03CH13-HY Condition : AVG_54 3m HORN_9120D_1241 VERTICAL : RBW:1000.000KHz VBW:3.000KHz SWT:Auto Detector : Peak Project : 911110 Mode : 19 Power : 14

WIFI	2.4GHz 2400~2483.5MHz Band Edge @ 3m	
ANT	802.11n HT40 CH03 2422MHz - R	
1	Vertical	Fundamental
Peak	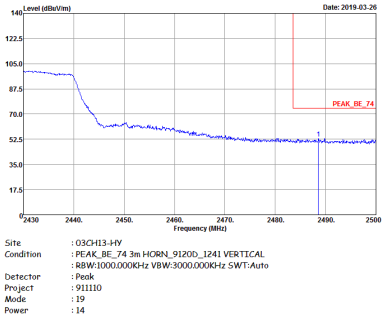	Left blank
Avg.	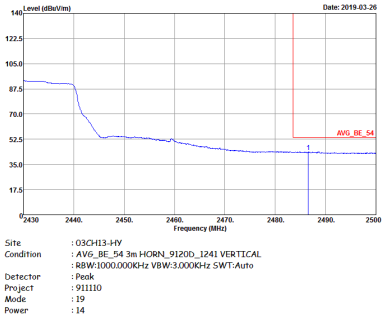	Left blank

WIFI	2.4GHz 2400~2483.5MHz Band Edge @ 3m	
ANT	802.11n HT40 CH06 2437MHz - L	
1	Horizontal	Fundamental
Peak	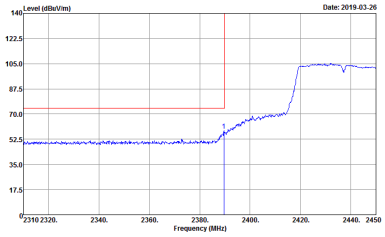 Site : 03CH13-HY Condition : PEAK_BE_74 3m HORN_9120D_1241 HORIZONTAL : RBW:1000.000KHz VBW:3000.000KHz SWT:Auto Detector : Peak Project : 911110 Mode : 20 Power : 15	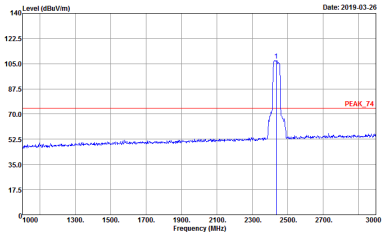 Site : 03CH13-HY Condition : PEAK_74 3m HORN_9120D_1241 HORIZONTAL : RBW:1000.000KHz VBW:3000.000KHz SWT:Auto Detector : Peak Project : 911110 Mode : 20 Power : 15
Avg.	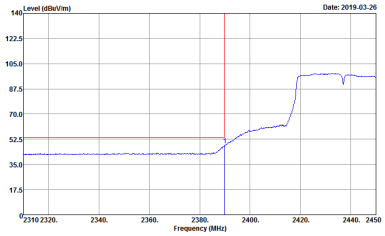 Site : 03CH13-HY Condition : AVG_BE_54 3m HORN_9120D_1241 HORIZONTAL : RBW:1000.000KHz VBW:3.000KHz SWT:Auto Detector : Peak Project : 911110 Mode : 20 Power : 15	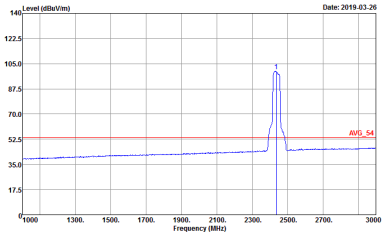 Site : 03CH13-HY Condition : AVG_54 3m HORN_9120D_1241 HORIZONTAL : RBW:1000.000KHz VBW:3.000KHz SWT:Auto Detector : Peak Project : 911110 Mode : 20 Power : 15

WIFI	2.4GHz 2400~2483.5MHz Band Edge @ 3m	
ANT	802.11n HT40 CH06 2437MHz - R	
1	Horizontal	Fundamental
Peak	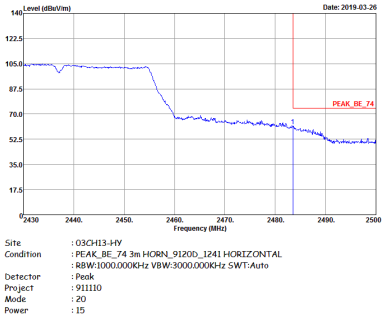	Left blank
Avg.	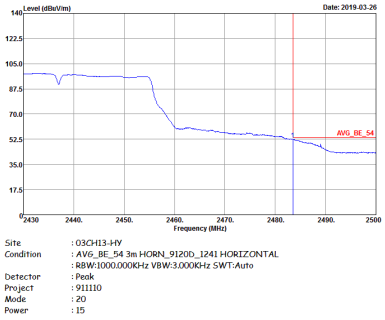	Left blank

WIFI	2.4GHz 2400~2483.5MHz Band Edge @ 3m	
ANT	802.11n HT40 CH06 2437MHz - L	
1	Vertical	Fundamental
Peak	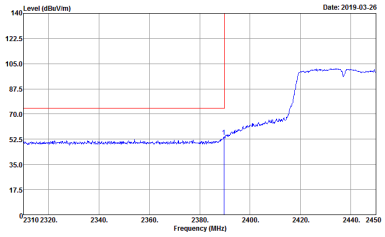	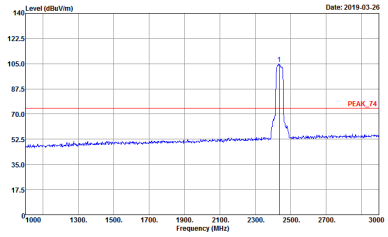
Avg.	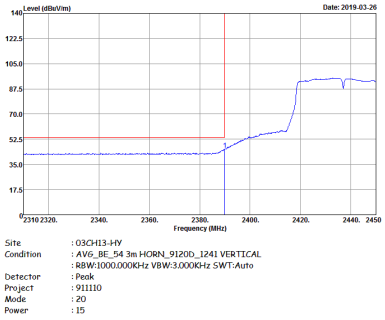	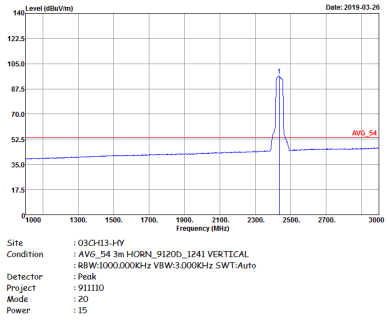

WIFI	2.4GHz 2400~2483.5MHz Band Edge @ 3m	
ANT	802.11n HT40 CH06 2437MHz - R	
1	Horizontal	Fundamental
Peak	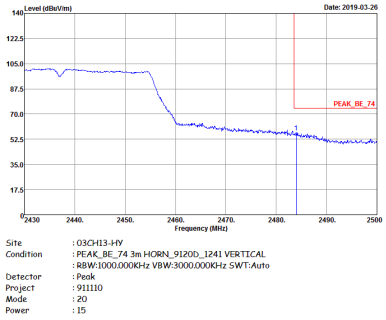	Left blank
Avg.	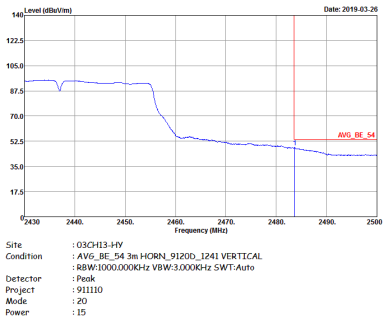	Left blank

WIFI	2.4GHz 2400~2483.5MHz Band Edge @ 3m	
ANT	802.11n HT40 CH09 2452MHz - L	
1	Horizontal	Fundamental
Peak	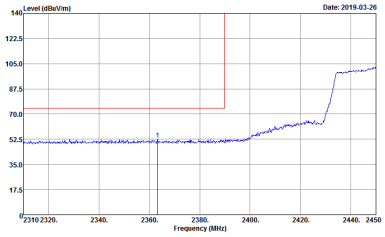 Site : 03CH13-HY Condition : PEAK_BE_74 3m HORN_9120D_1241 HORIZONTAL : RBW:1000.000KHz VBW:3000.000KHz SWT:Auto Detector : Peak Project : 911110 Mode : 21 Power : 12	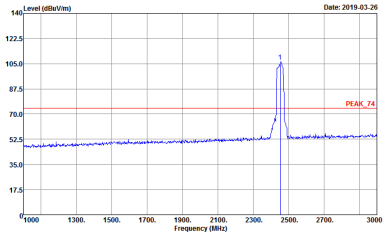 Site : 03CH13-HY Condition : PEAK_74 3m HORN_9120D_1241 HORIZONTAL : RBW:1000.000KHz VBW:3000.000KHz SWT:Auto Detector : Peak Project : 911110 Mode : 21 Power : 12
Avg.	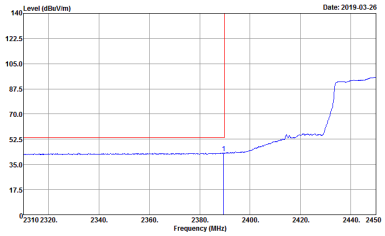 Site : 03CH13-HY Condition : AVG_BE_54 3m HORN_9120D_1241 HORIZONTAL : RBW:1000.000KHz VBW:3.000KHz SWT:Auto Detector : Peak Project : 911110 Mode : 21 Power : 12	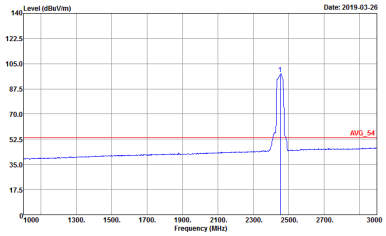 Site : 03CH13-HY Condition : AVG_54 3m HORN_9120D_1241 HORIZONTAL : RBW:1000.000KHz VBW:3.000KHz SWT:Auto Detector : Peak Project : 911110 Mode : 21 Power : 12

WIFI	2.4GHz 2400~2483.5MHz Band Edge @ 3m	
ANT	802.11n HT40 CH09 2452MHz - R	
1	Horizontal	Fundamental
Peak	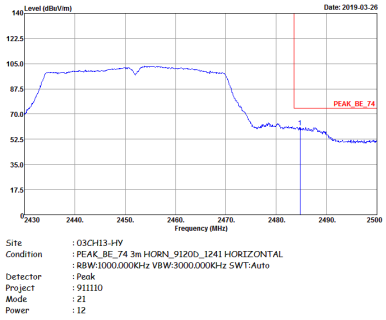	Left blank
Avg.	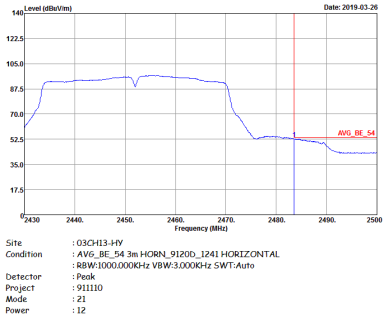	Left blank

WIFI	2.4GHz 2400~2483.5MHz Band Edge @ 3m	
ANT	802.11n HT40 CH09 2452MHz - L	
1	Vertical	Fundamental
Peak	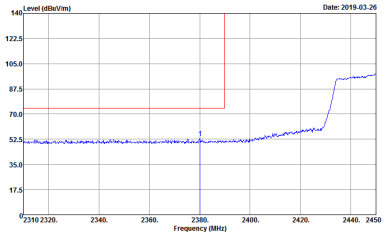 Site : 03CH13-HY Condition : PEAK_BE_74 3m HORN_9120D_1241 VERTICAL : RBW:1000.000KHz VBW:3000.000KHz SWT:Auto Detector : Peak Project : 911110 Mode : 21 Power : 12	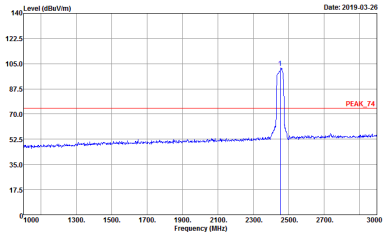 Site : 03CH13-HY Condition : PEAK_74 3m HORN_9120D_1241 VERTICAL : RBW:1000.000KHz VBW:3000.000KHz SWT:Auto Detector : Peak Project : 911110 Mode : 21 Power : 12
Avg.	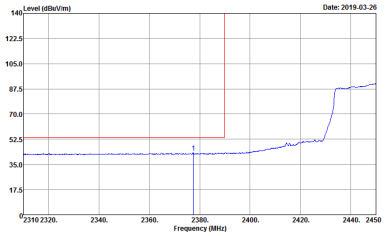 Site : 03CH13-HY Condition : AVG_BE_54 3m HORN_9120D_1241 VERTICAL : RBW:1000.000KHz VBW:3.000KHz SWT:Auto Detector : Peak Project : 911110 Mode : 21 Power : 12	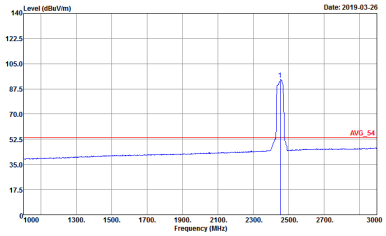 Site : 03CH13-HY Condition : AVG_54 3m HORN_9120D_1241 VERTICAL : RBW:1000.000KHz VBW:3.000KHz SWT:Auto Detector : Peak Project : 911110 Mode : 21 Power : 12

WIFI	2.4GHz 2400~2483.5MHz Band Edge @ 3m	
ANT	802.11n HT40 CH09 2452MHz - R	
1	Vertical	Fundamental
Peak	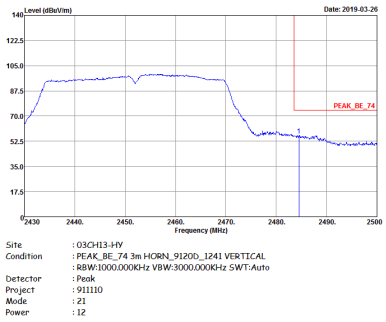	Left blank
Avg.	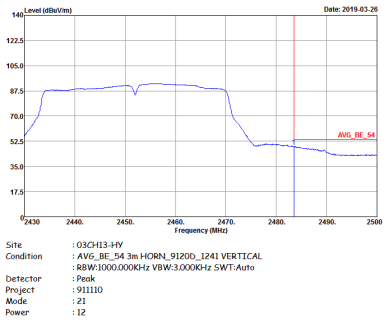	Left blank

2.4GHz 2400~2483.5MHz

WIFI 802.11b (Harmonic @ 3m)

WIFI	2.4GHz 2400~2483.5MHz Harmonic @ 3m	
ANT	802.11b CH01 2412MHz	
1	Horizontal	Vertical
Peak Avg.	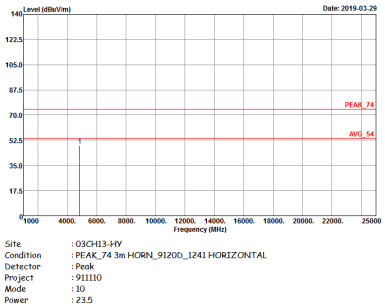	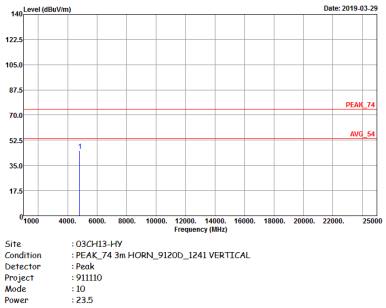

WIFI	2.4GHz 2400~2483.5MHz Harmonic @ 3m	
ANT	802.11b CH06 2437MHz	
1	Horizontal	Vertical
Peak Avg.	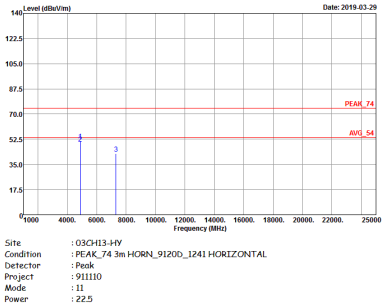 Site : 03CH13-HY Condition : PEAK_74 3m HORN_9120D_1241 HORIZONTAL Detector : Peak Project : 911110 Mode : 11 Power : 22.5	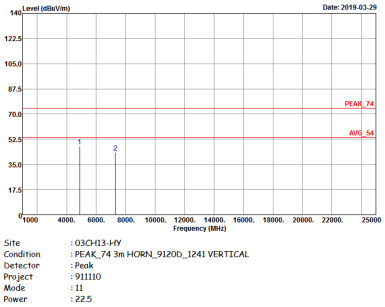 Site : 03CH13-HY Condition : PEAK_74 3m HORN_9120D_1241 VERTICAL Detector : Peak Project : 911110 Mode : 11 Power : 22.5

WIFI	2.4GHz 2400~2483.5MHz Harmonic @ 3m	
ANT	802.11b CH11 2462MHz	
1	Horizontal	Vertical
Peak Avg.	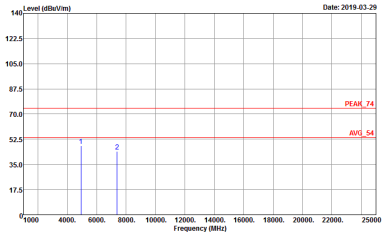 Site : 03CH13-HY Condition : PEAK_74 3m HORN_9120D_1241 HORIZONTAL Detector : Peak Project : 911110 Mode : 12 Power : 19.5	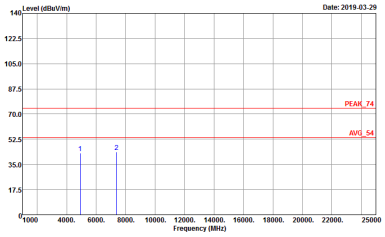 Site : 03CH13-HY Condition : PEAK_74 3m HORN_9120D_1241 VERTICAL Detector : Peak Project : 911110 Mode : 12 Power : 19.5

2.4GHz 2400~2483.5MHz

WIFI 802.11g (Harmonic @ 3m)

WIFI	2.4GHz 2400~2483.5MHz Harmonic @ 3m	
ANT	802.11g CH01 2412MHz	
1	Horizontal	Vertical
Peak Avg.	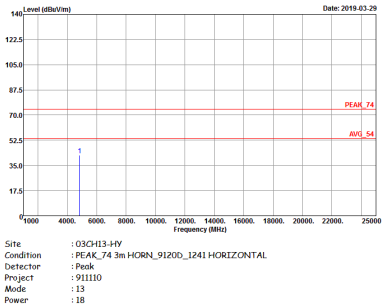	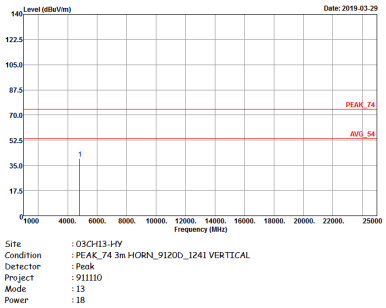

WIFI	2.4GHz 2400~2483.5MHz Harmonic @ 3m	
ANT	802.11g CH06 2437MHz	
1	Horizontal	Vertical
Peak Avg.	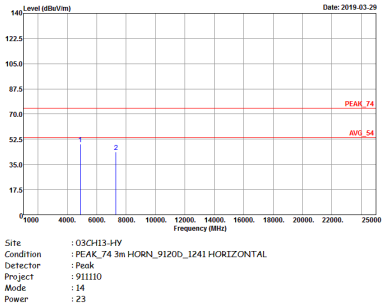 Site : 03CH13-HY Condition : PEAK_74 3m HORN_9120D_1241 HORIZONTAL Detector : Peak Project : 911110 Mode : 14 Power : 23	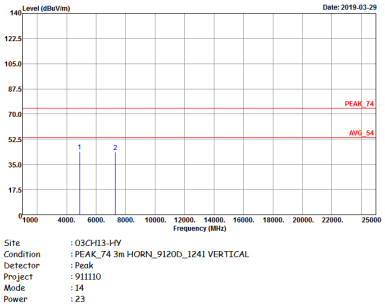 Site : 03CH13-HY Condition : PEAK_74 3m HORN_9120D_1241 VERTICAL Detector : Peak Project : 911110 Mode : 14 Power : 23

WIFI	2.4GHz 2400~2483.5MHz Harmonic @ 3m	
ANT	802.11g CH11 2462MHz	
1	Horizontal	Vertical
Peak Avg.	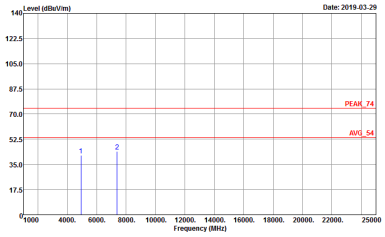 Site : 03CH13-HY Condition : PEAK_74 3m HORN_9120D_1241 HORIZONTAL Detector : Peak Project : 911110 Mode : 15 Power : 16	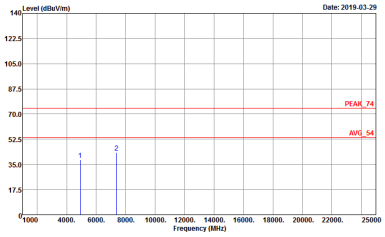 Site : 03CH13-HY Condition : PEAK_74 3m HORN_9120D_1241 VERTICAL Detector : Peak Project : 911110 Mode : 15 Power : 16

2.4GHz 2400~2483.5MHz

WIFI 802.11n HT20 (Harmonic @ 3m)

WIFI	2.4GHz 2400~2483.5MHz Harmonic @ 3m	
ANT	802.11n HT20 CH01 2412MHz	
1	Horizontal	Vertical
Peak Avg.	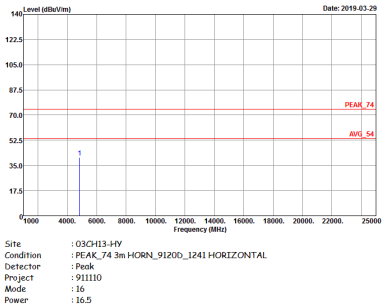	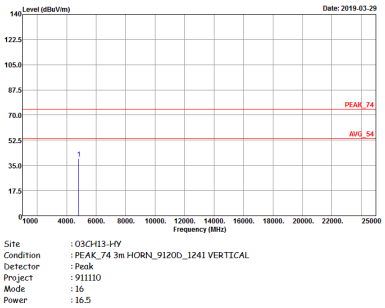

WIFI	2.4GHz 2400~2483.5MHz Harmonic @ 3m	
ANT	802.11n HT20 CH06 2437MHz	
1	Horizontal	Vertical
Peak Avg.	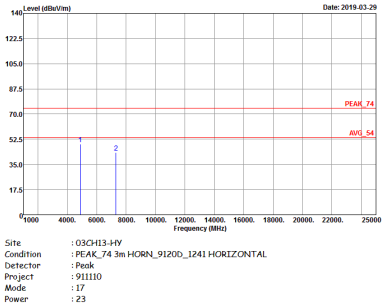 Site : 03CH13-HY Condition : PEAK_74 3m HORN_9120D_1241 HORIZONTAL Detector : Peak Project : 911110 Mode : 17 Power : 23	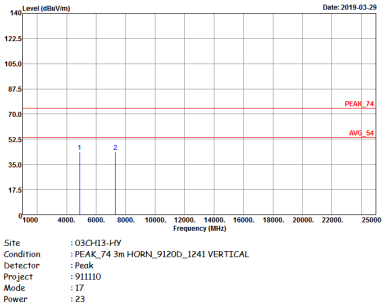 Site : 03CH13-HY Condition : PEAK_74 3m HORN_9120D_1241 VERTICAL Detector : Peak Project : 911110 Mode : 17 Power : 23

WIFI	2.4GHz 2400~2483.5MHz Harmonic @ 3m	
ANT	802.11n HT20 CH11 2462MHz	
1	Horizontal	Vertical
Peak Avg.	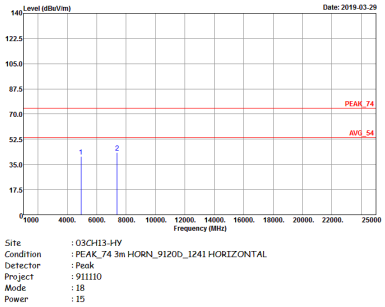 Site : 03CH13-HY Condition : PEAK_74 3m HORN_9120D_1241 HORIZONTAL Detector : Peak Project : 911110 Mode : 18 Power : 15	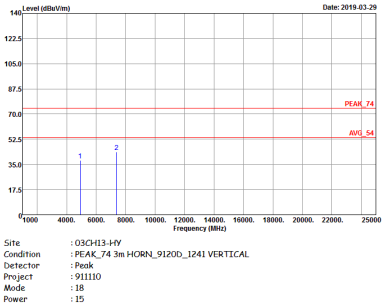 Site : 03CH13-HY Condition : PEAK_74 3m HORN_9120D_1241 VERTICAL Detector : Peak Project : 911110 Mode : 18 Power : 15

2.4GHz 2400~2483.5MHz

WIFI 802.11n HT40 (Harmonic @ 3m)

WIFI	2.4GHz 2400~2483.5MHz Harmonic @ 3m	
ANT	802.11n HT40 CH03 2422MHz	
1	Horizontal	Vertical
Peak Avg.	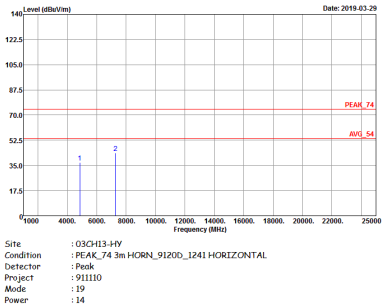	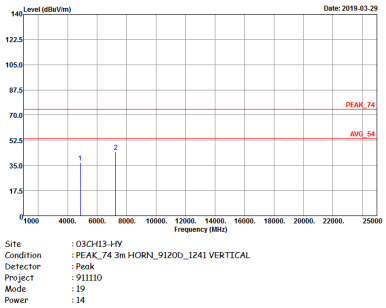

WIFI	2.4GHz 2400~2483.5MHz Harmonic @ 3m	
ANT	802.11n HT40 CH06 2437MHz	
1	Horizontal	Vertical
Peak Avg.	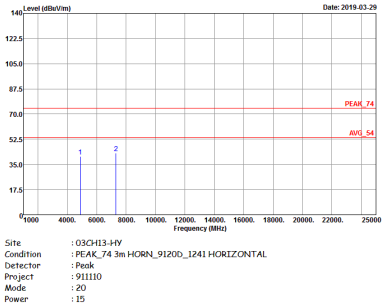 Site : 03CH13-HY Condition : PEAK_74 3m HORN_9120D_1241 HORIZONTAL Detector : Peak Project : 911110 Mode : 20 Power : 15	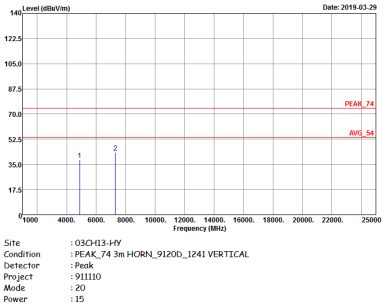 Site : 03CH13-HY Condition : PEAK_74 3m HORN_9120D_1241 VERTICAL Detector : Peak Project : 911110 Mode : 20 Power : 15

WIFI	2.4GHz 2400~2483.5MHz Harmonic @ 3m	
ANT	802.11n HT40 CH09 2452MHz	
1	Horizontal	Vertical
Peak Avg.	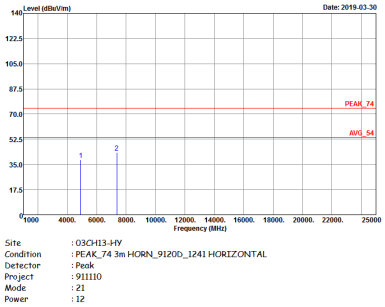 Site : 03CH13-HY Condition : PEAK_74 3m HORN_9120D_1241 HORIZONTAL Detector : Peak Project : 911110 Mode : 21 Power : 12	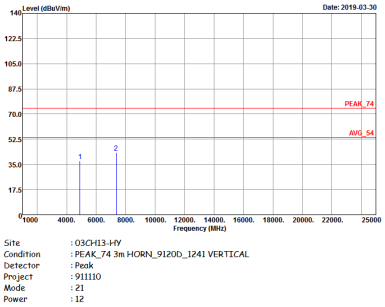 Site : 03CH13-HY Condition : PEAK_74 3m HORN_9120D_1241 VERTICAL Detector : Peak Project : 911110 Mode : 21 Power : 12

Emission below 1GHz

2.4GHz WIFI 802.11n HT40 (LF)

WIFI	2.4GHz 2400~2483.5MHz	
ANT	802.11n HT40 LF	
1	Horizontal	Vertical
QP / Peak	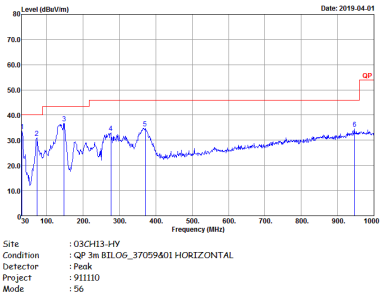	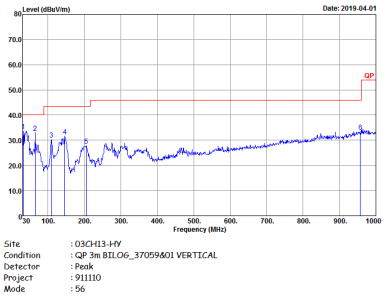

2.4GHz 2400~2483.5MHz

WIFI 802.11b (Band Edge @ 3m)

WIFI	2.4GHz 2400~2483.5MHz Band Edge @ 3m	
ANT	802.11b CH01 2412MHz	
2	Horizontal	Fundamental
Peak	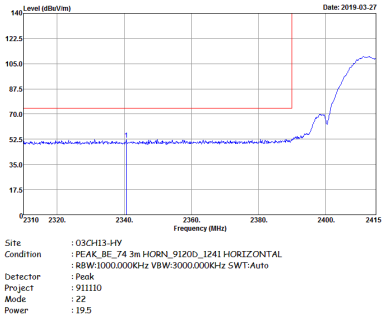	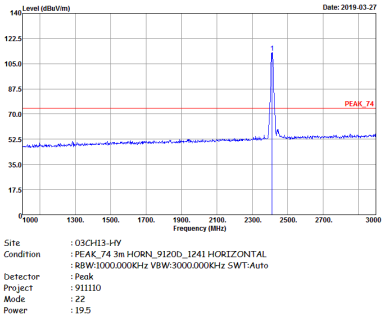
Avg.	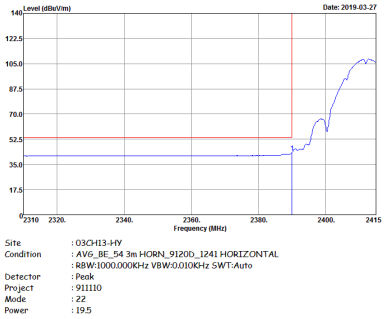	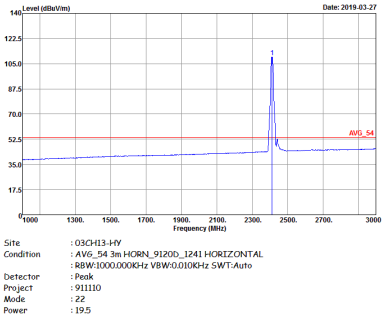

WIFI	2.4GHz 2400~2483.5MHz Band Edge @ 3m	
ANT	802.11b CH01 2412MHz	
2	Vertical	Fundamental
Peak	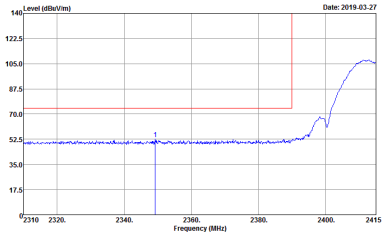 Site : 03CH13-HY Condition : PEAK_BE_74 3m HORN_9120D_1241 VERTICAL : RBW:1000.000KHz VBW:3000.000KHz SWT:Auto Detector : Peak Project : 911110 Mode : 22 Power : 19.5	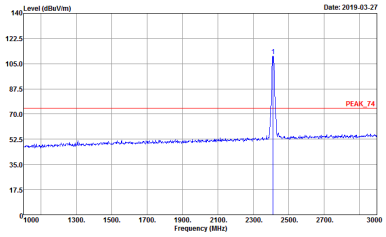 Site : 03CH13-HY Condition : PEAK_74 3m HORN_9120D_1241 VERTICAL : RBW:1000.000KHz VBW:3000.000KHz SWT:Auto Detector : Peak Project : 911110 Mode : 22 Power : 19.5
Avg.	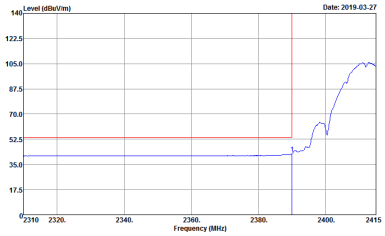 Site : 03CH13-HY Condition : AVG_BE_54 3m HORN_9120D_1241 VERTICAL : RBW:1000.000KHz VBW:0.010KHz SWT:Auto Detector : Peak Project : 911110 Mode : 22 Power : 19.5	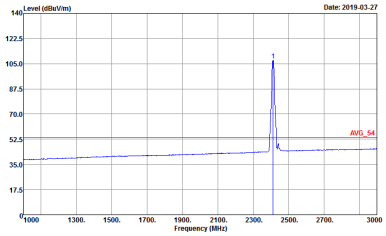 Site : 03CH13-HY Condition : AVG_54 3m HORN_9120D_1241 VERTICAL : RBW:1000.000KHz VBW:0.010KHz SWT:Auto Detector : Peak Project : 911110 Mode : 22 Power : 19.5

WIFI	2.4GHz 2400~2483.5MHz Band Edge @ 3m	
ANT	802.11b CH06 2437MHz - L	
2	Horizontal	Fundamental
Peak	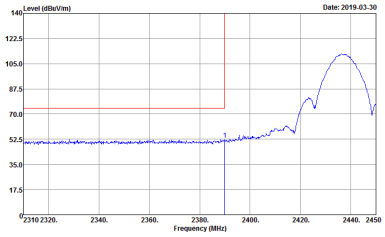 Site : 03CH13-HY Condition : PEAK_BE_74 3m HORN_9120D_1241 HORIZONTAL : RBW:1000.000KHz VBW:3000.000KHz SWT:Auto Detector : Peak Project : 911110 Mode : 23 Power : 21.5	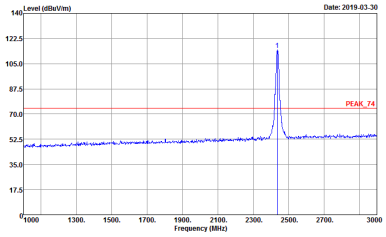 Site : 03CH13-HY Condition : PEAK_74 3m HORN_9120D_1241 HORIZONTAL : RBW:1000.000KHz VBW:3000.000KHz SWT:Auto Detector : Peak Project : 911110 Mode : 23 Power : 21.5
Avg.	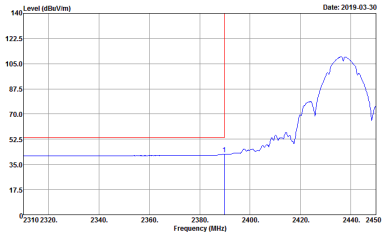 Site : 03CH13-HY Condition : AVG_BE_54 3m HORN_9120D_1241 HORIZONTAL : RBW:1000.000KHz VBW:0.010KHz SWT:Auto Detector : Peak Project : 911110 Mode : 23 Power : 21.5	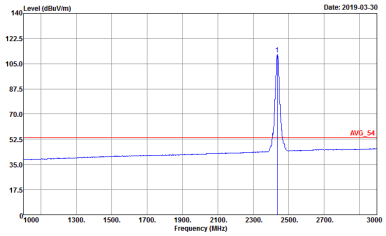 Site : 03CH13-HY Condition : AVG_54 3m HORN_9120D_1241 HORIZONTAL : RBW:1000.000KHz VBW:0.010KHz SWT:Auto Detector : Peak Project : 911110 Mode : 23 Power : 21.5

WIFI	2.4GHz 2400~2483.5MHz Band Edge @ 3m	
ANT	802.11b CH06 2437MHz - R	
2	Horizontal	Fundamental
Peak	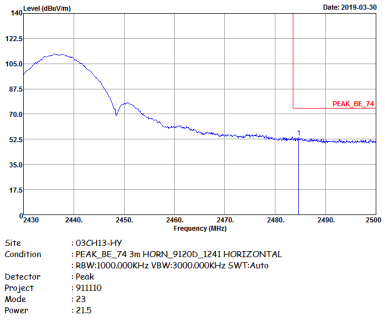	Left blank
Avg.	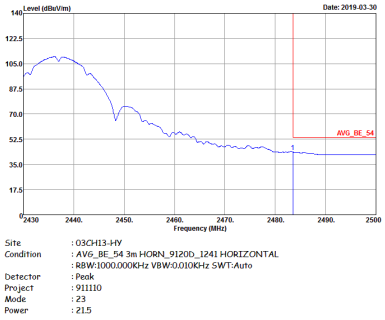	Left blank

WIFI	2.4GHz 2400~2483.5MHz Band Edge @ 3m	
ANT	802.11b CH06 2437MHz - L	
2	Vertical	Fundamental
Peak	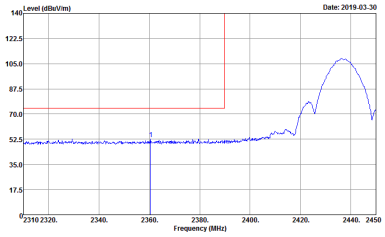 Site : 03CH13-HY Condition : PEAK_BE_74 3m HORN_9120D_1241 VERTICAL : RBW:1000.000KHz VBW:3000.000KHz SWT:Auto Detector : Peak Project : 911110 Mode : 23 Power : 21.5	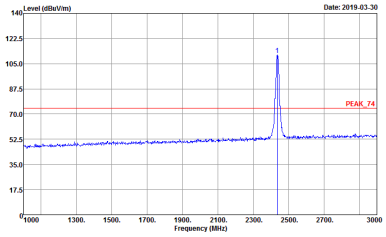 Site : 03CH13-HY Condition : PEAK_74 3m HORN_9120D_1241 VERTICAL : RBW:1000.000KHz VBW:3000.000KHz SWT:Auto Detector : Peak Project : 911110 Mode : 23 Power : 21.5
Avg.	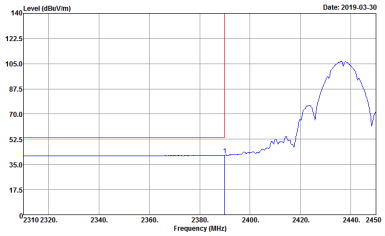 Site : 03CH13-HY Condition : AVG_BE_54 3m HORN_9120D_1241 VERTICAL : RBW:1000.000KHz VBW:0.010KHz SWT:Auto Detector : Peak Project : 911110 Mode : 23 Power : 21.5	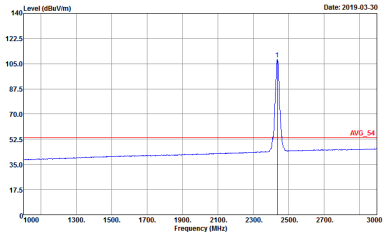 Site : 03CH13-HY Condition : AVG_54 3m HORN_9120D_1241 VERTICAL : RBW:1000.000KHz VBW:0.010KHz SWT:Auto Detector : Peak Project : 911110 Mode : 23 Power : 21.5

WIFI	2.4GHz 2400~2483.5MHz Band Edge @ 3m	
ANT	802.11b CH06 2437MHz - R	
2	Vertical	Fundamental
Peak	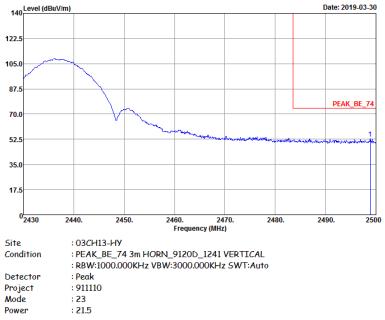	Left blank
Avg.	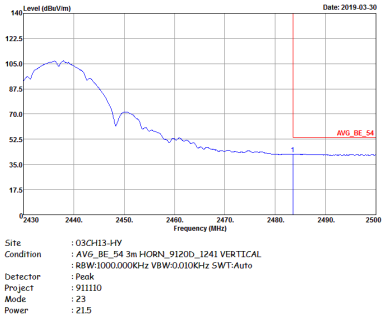	Left blank

WIFI	2.4GHz 2400~2483.5MHz Band Edge @ 3m	
ANT	802.11b CH11 2462MHz	
2	Horizontal	Fundamental
Peak	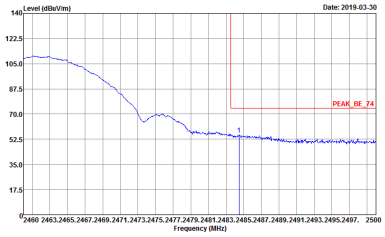 Site : 03CH13-HY Condition : PEAK_BE_74 3m HORN_9120D_1241 HORIZONTAL : RBW:1000.000KHz VBW:3000.000KHz SWT:Auto Detector : Peak Project : 911110 Mode : 24 Power : 19	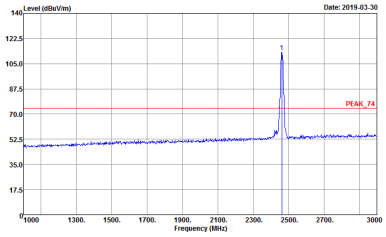 Site : 03CH13-HY Condition : PEAK_74 3m HORN_9120D_1241 HORIZONTAL : RBW:1000.000KHz VBW:3000.000KHz SWT:Auto Detector : Peak Project : 911110 Mode : 24 Power : 19
Avg.	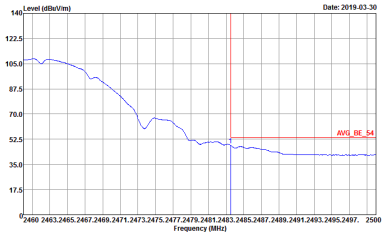 Site : 03CH13-HY Condition : AVG_BE_54 3m HORN_9120D_1241 HORIZONTAL : RBW:1000.000KHz VBW:0.010KHz SWT:Auto Detector : Peak Project : 911110 Mode : 24 Power : 19	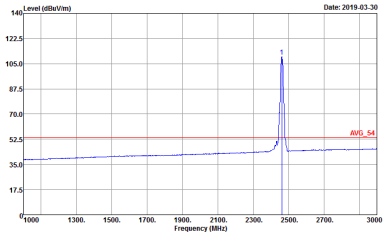 Site : 03CH13-HY Condition : AVG_54 3m HORN_9120D_1241 HORIZONTAL : RBW:1000.000KHz VBW:0.010KHz SWT:Auto Detector : Peak Project : 911110 Mode : 24 Power : 19