Maximum conducted output power:

Channel 50 (U-NII-1) (Chain A)

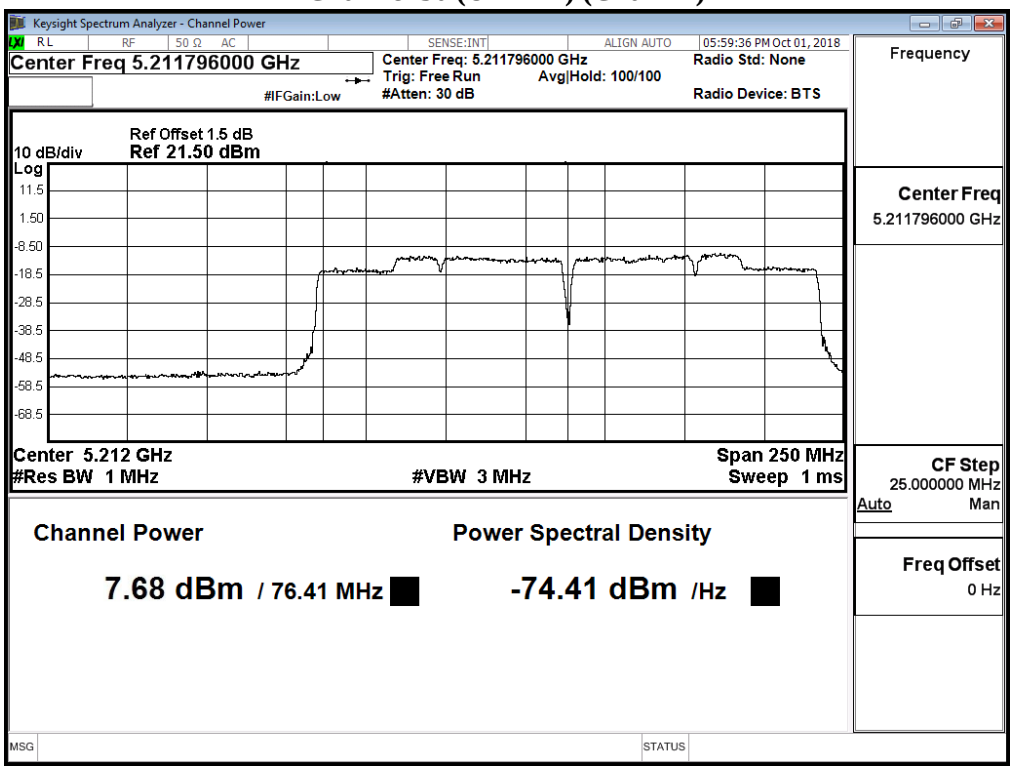

Maximum conducted output power:

Channel 50 (U-NII-2A) (Chain A)

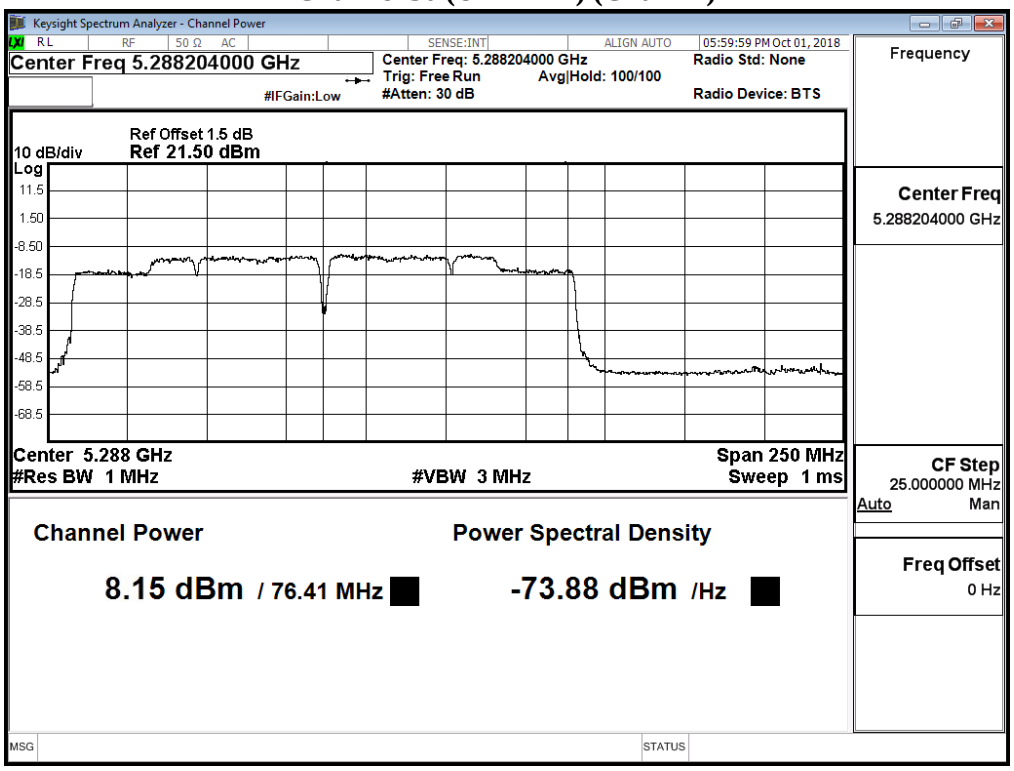

Maximum conducted output power:

Channel 50 (U-NII-1) (Chain B)

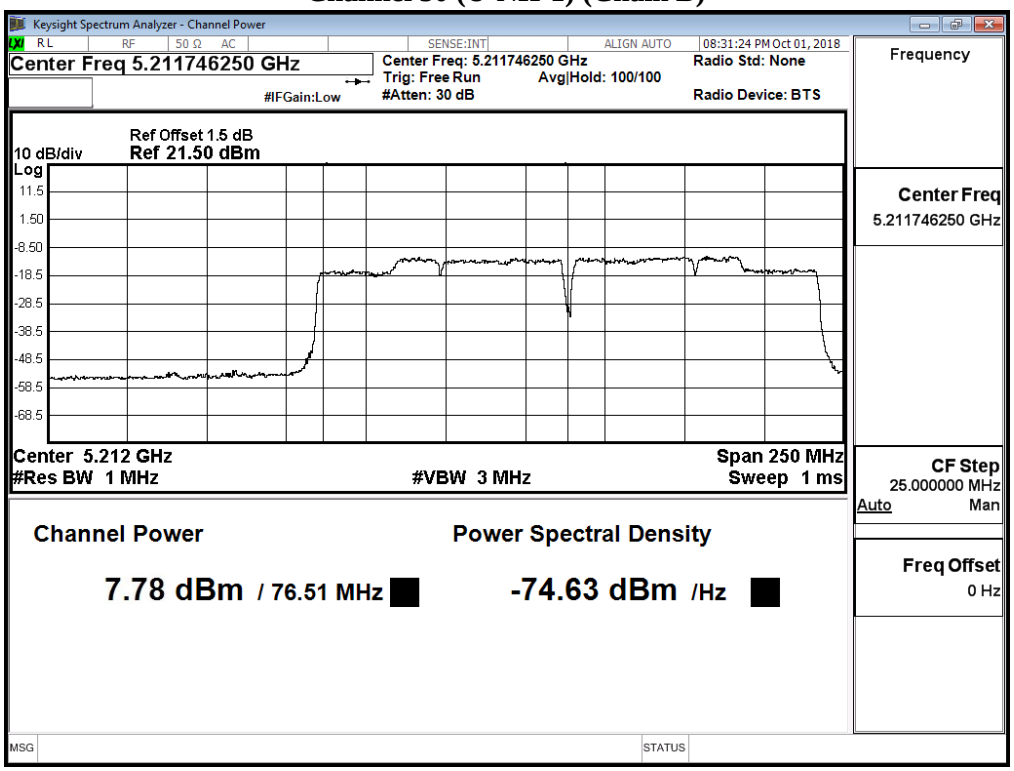

Maximum conducted output power:

Channel 50 (U-NII-2A) (Chain B)

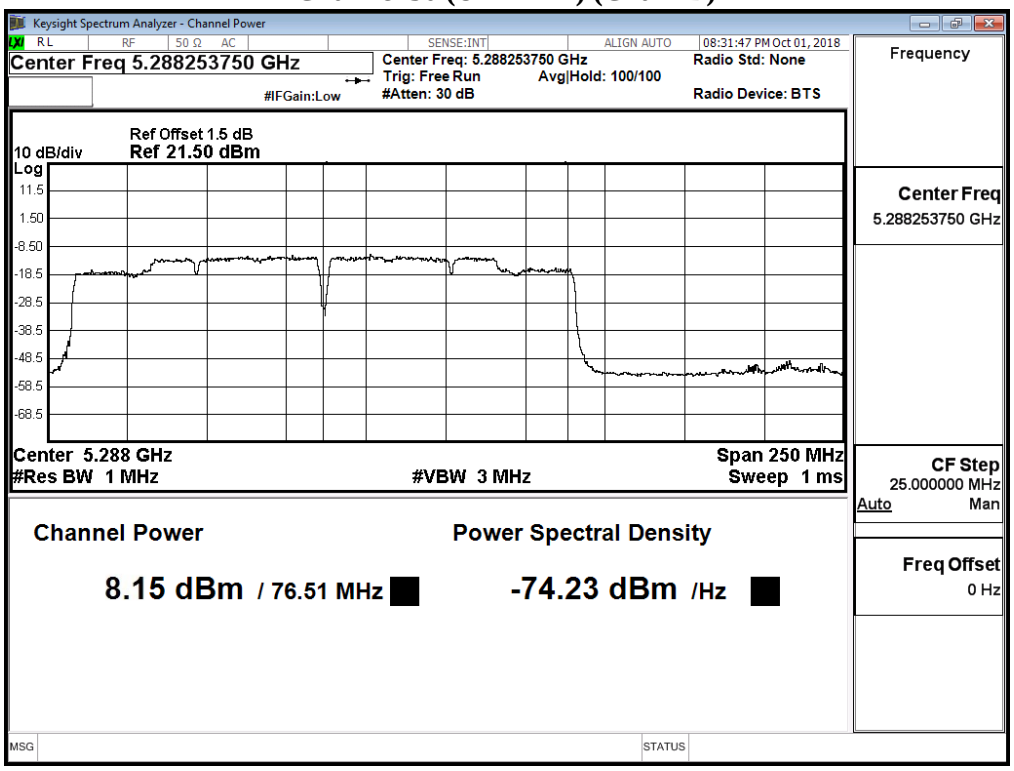

待測物名稱：Intel® Wi-Fi 6 AX201
待測物型號：AX201NGW　　測 試 項 目 ：峰值發射功率
測 試 頻 道 ：--　　測 試 模 式 ：Mode 1: SISO A: 發射器 802.11ax-20BW
檢 測 器 ：峰值　　環 境 溫 度 ：21 ℃
測 試 日 期 ：107 年 10 月 03 日　　環 境 濕 度 ：53 %

Cable loss=1.5dB		Maximum conducted output power											
Channel No.	Frequency (MHz)	Data Rate											
		MCS0	MCS1	MCS2	MCS3	MCS4	MCS5	MCS6	MCS7	MCS8	MCS9	MCS10	MCS11
36	5180	18.12	--	--	--	--	--	--	--	--	--	--	--
44	5220	20.69	20.57	20.43	20.31	20.19	20.07	19.91	19.8	19.69	19.53	19.43	19.32
48	5240	20.23	--	--	--	--	--	--	--	--	--	--	--
52	5260	20.38	--	--	--	--	--	--	--	--	--	--	--
60	5300	19.74	19.62	19.51	19.48	19.31	19.26	19.24	19.18	19.16	19.12	19.08	18.99
64	5320	16.25	--	--	--	--	--	--	--	--	--	--	--
100	5500	17.18	--	--	--	--	--	--	--	--	--	--	--
116	5580	20.7	20.59	20.43	20.31	20.19	20.07	19.91	19.8	19.69	19.52	19.41	19.3
140	5700	17.19	--	--	--	--	--	--	--	--	--	--	--
144(U-NII-2C)	5720	19.19	19.17	19.15	19.14	19.13	19.11	19.09	19.05	19.03	19.02	18.97	18.96
144(U-NII-3)	5720	14.22	14.21	14.19	14.17	14.16	14.15	14.12	14.11	14.09	14.08	14.05	14.02
149	5745	20.8	--	--	--	--	--	--	--	--	--	--	--
157	5785	20.64	20.51	20.4	20.29	20.14	20.03	19.91	19.8	19.69	19.53	19.42	19.31
165	5825	20.73	--	--	--	--	--	--	--	--	--	--	--

Note: Maximum conducted output power Value =Reading value on average power meter + cable loss

Maximum conducted output power Measurement:

Channel Number	Frequency (MHz)	99% Bandwidth (MHz)	Output Power (dBm)	Output Power Limit	
				(dBm)	dBm+10log(BW)
36	5180	--	18.12	24	--
44	5220	--	20.69	24	--
48	5240	--	20.23	24	--
52	5260	19.270	20.38	24	23.85
60	5300	19.136	19.74	24	23.82
64	5320	19.043	16.25	24	23.80
100	5500	19.089	17.18	24	23.81
116	5580	19.421	20.7	24	23.88
140	5700	19.070	17.19	24	23.80
144(U-NII-2C)	5720	14.666	19.190	19.19	24
144(U-NII-3)	5720	--	14.220	14.22	30
149	5745	--	20.8	30	--
157	5785	--	20.64	30	--
165	5825	--	20.73	30	--

99% Occupied Bandwidth:

Channel 52

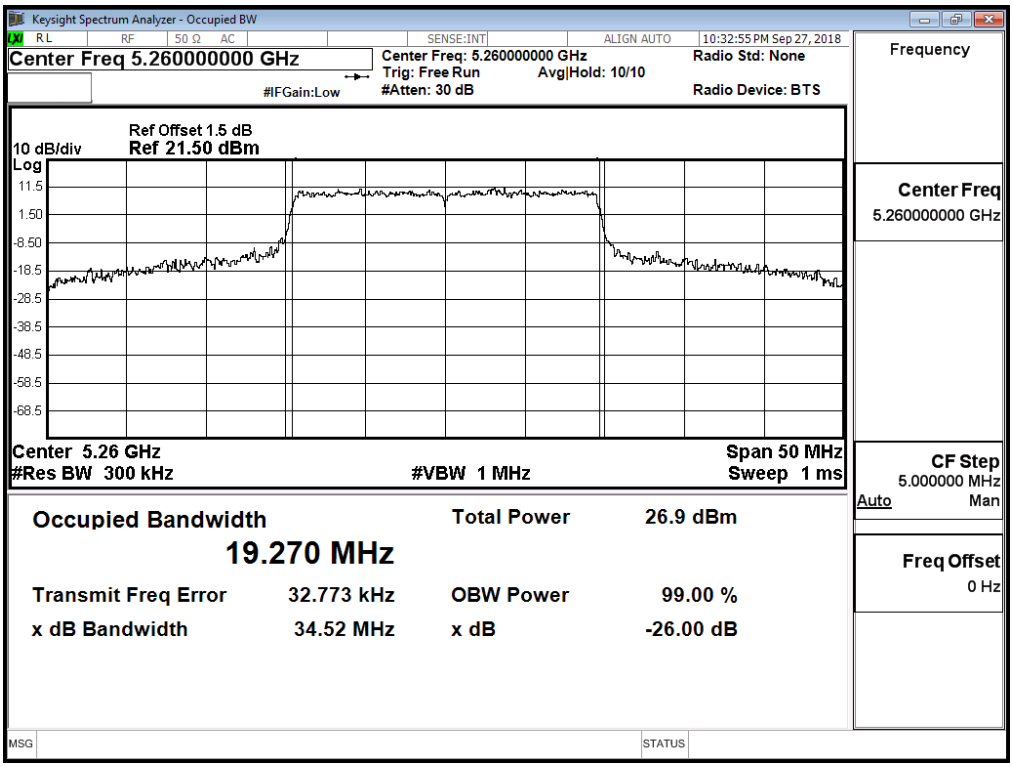

Channel 60

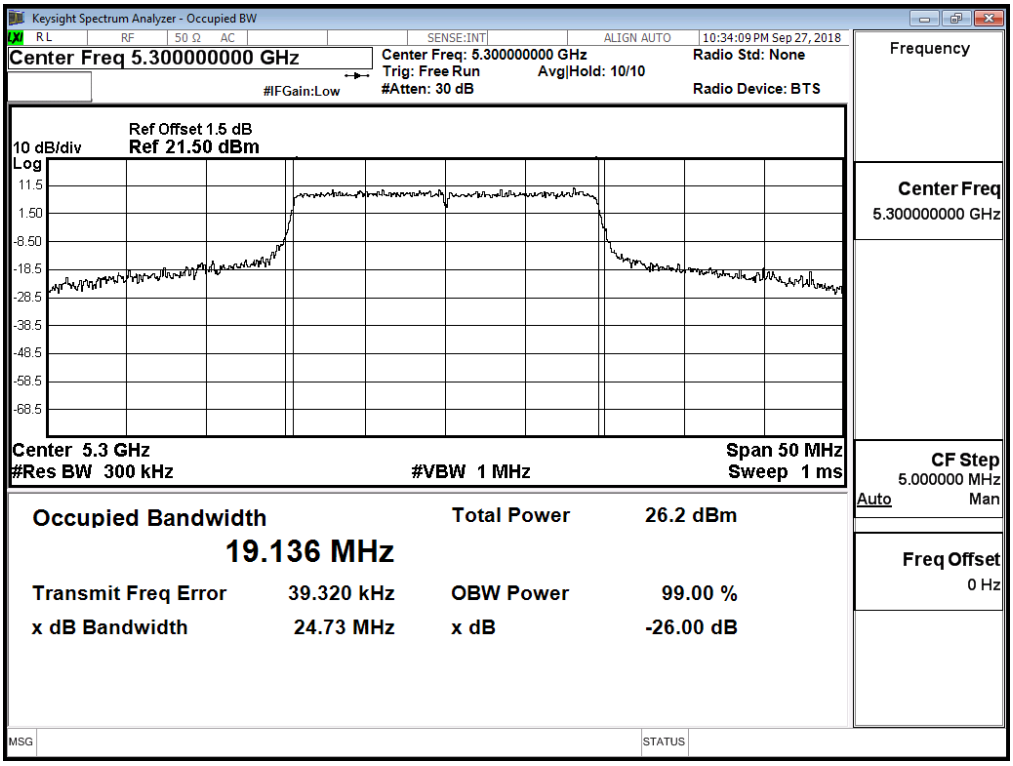

Channel 64

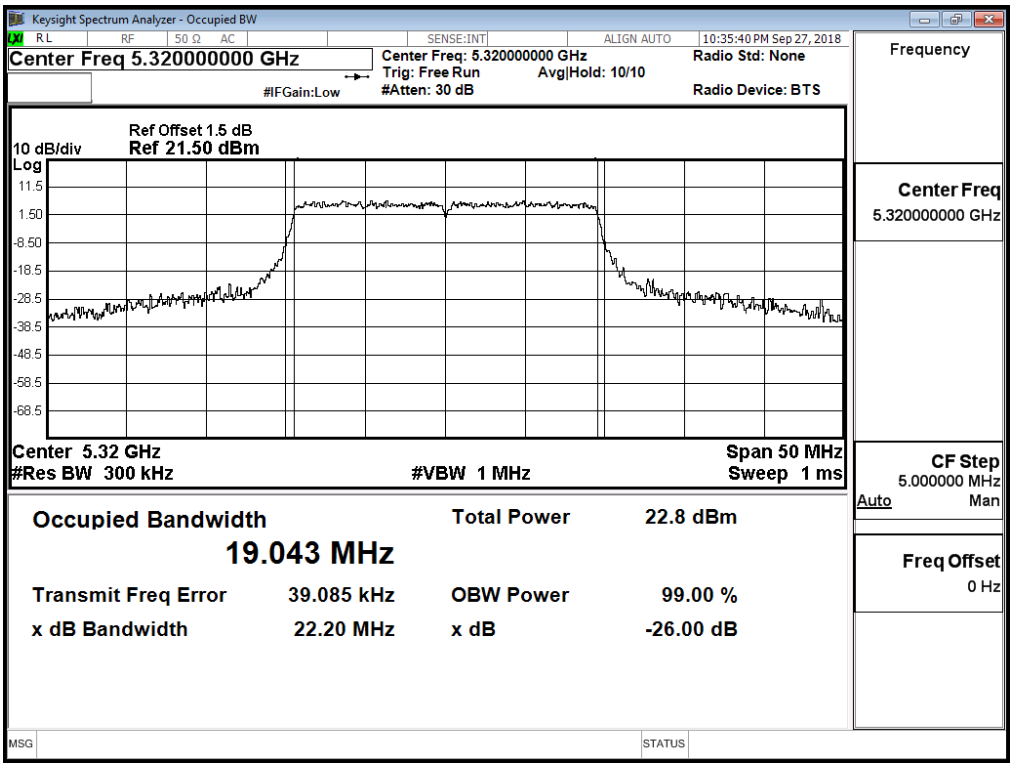

Channel 100

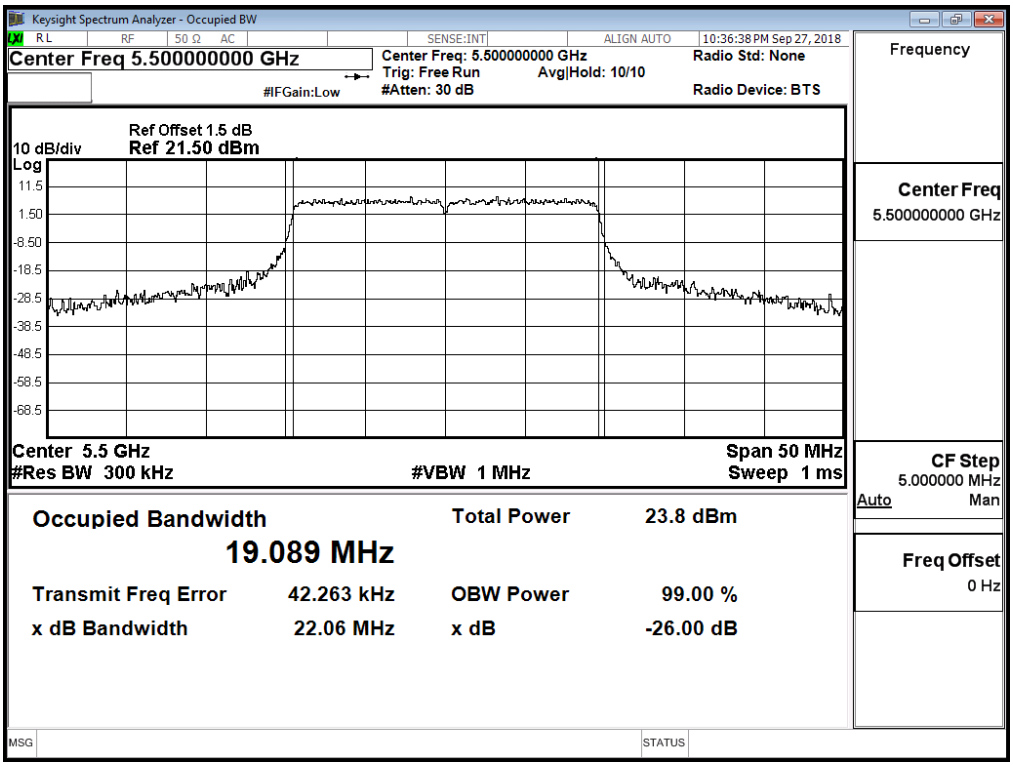

Channel 116

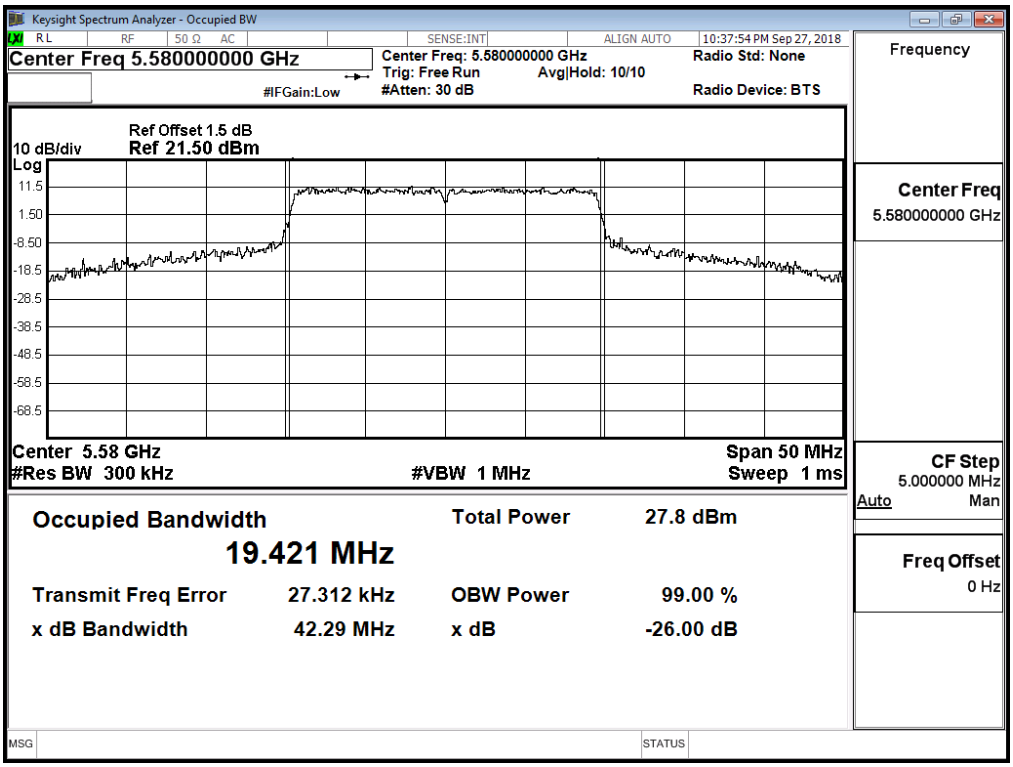

Channel 140

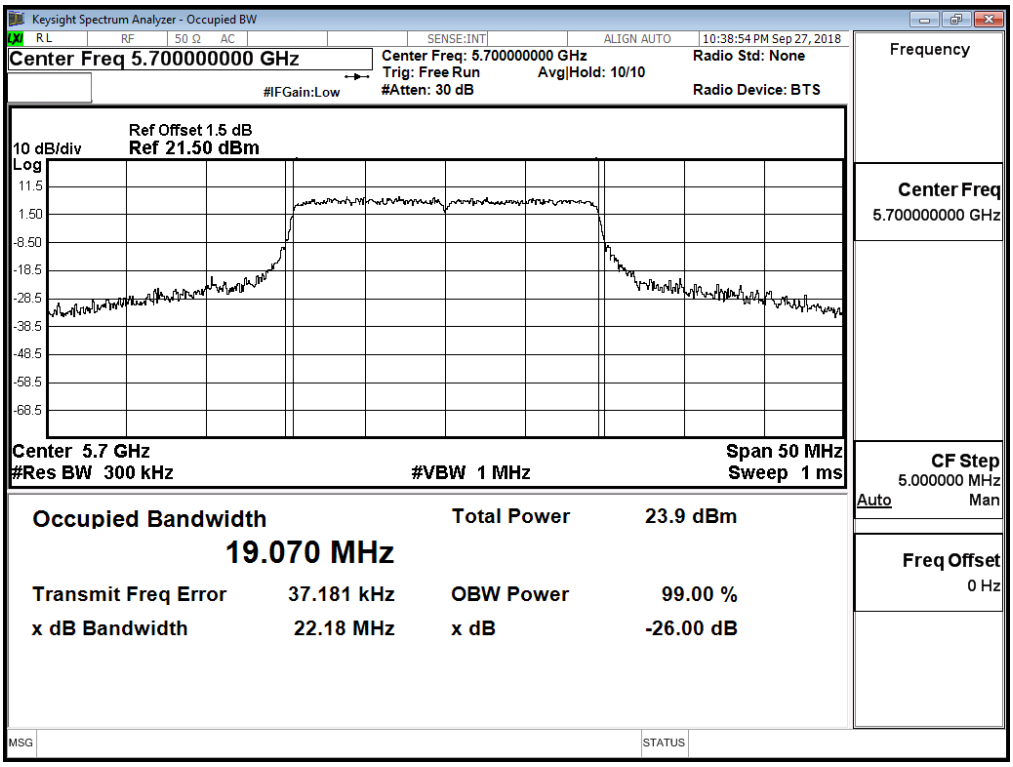

Channel 144

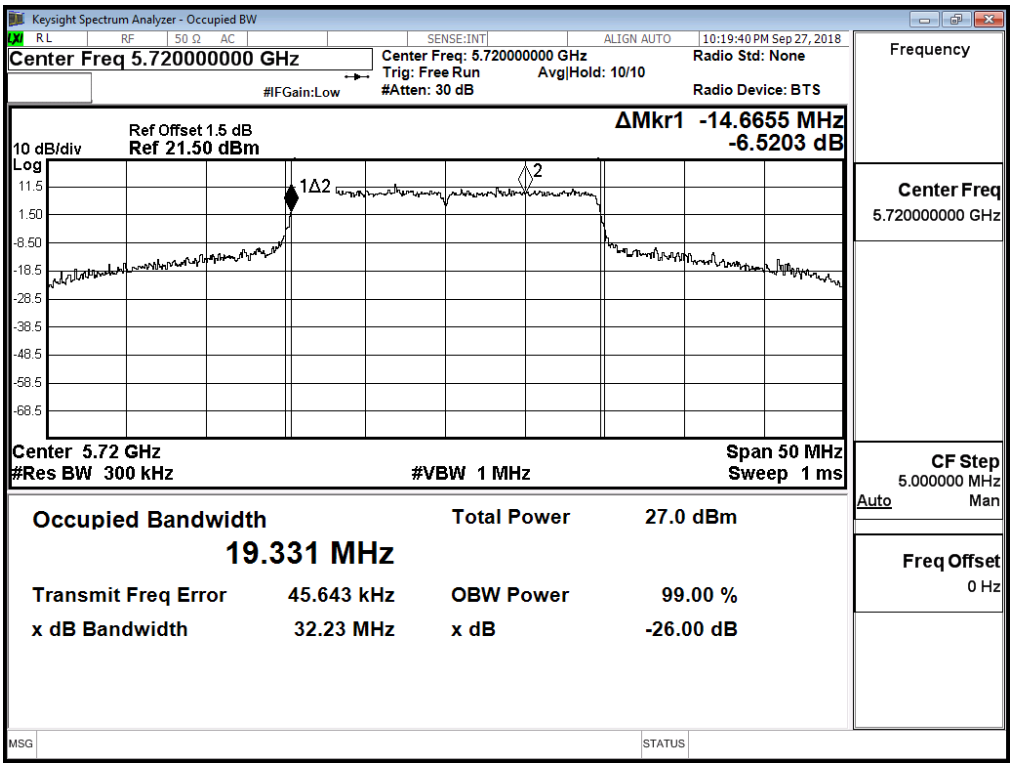
Keysight Spectrum Analyzer - Occupied BW
RL
RF
50 Ω AC
SENSE:INT
ALIGN AUTO
10:19:40 PM Sep 27, 2018
Center Freq 5.720000000 GHz
Center Freq: 5.720000000 GHz
Trig: Free Run
Avg|Hold: 10/10
#Atten: 30 dB
#IFGain:Low
Radio Std: None
Radio Device: BTS
Frequency
Ref Offset 1.5 dB
10 dB/div
Ref 21.50 dBm
Log
ΔMkr1 -14.6655 MHz
-6.5203 dB
1Δ2
2
11.5
1.50
-8.50
-18.5
-28.5
-38.5
-48.5
-58.5
-68.5
Center Freq
5.720000000 GHz
Center 5.72 GHz
#Res BW 300 kHz
#VBW 1 MHz
Span 50 MHz
Sweep 1 ms
CF Step
5.000000 MHz
Auto
Man
Occupied Bandwidth
19.331 MHz
Total Power 27.0 dBm
Transmit Freq Error 45.643 kHz
OBW Power 99.00 %
x dB Bandwidth 32.23 MHz
x dB -26.00 dB
Freq Offset
0 Hz
MSG
STATUS

Maximum conducted output power:

Channel 144 (U-NII-2C)

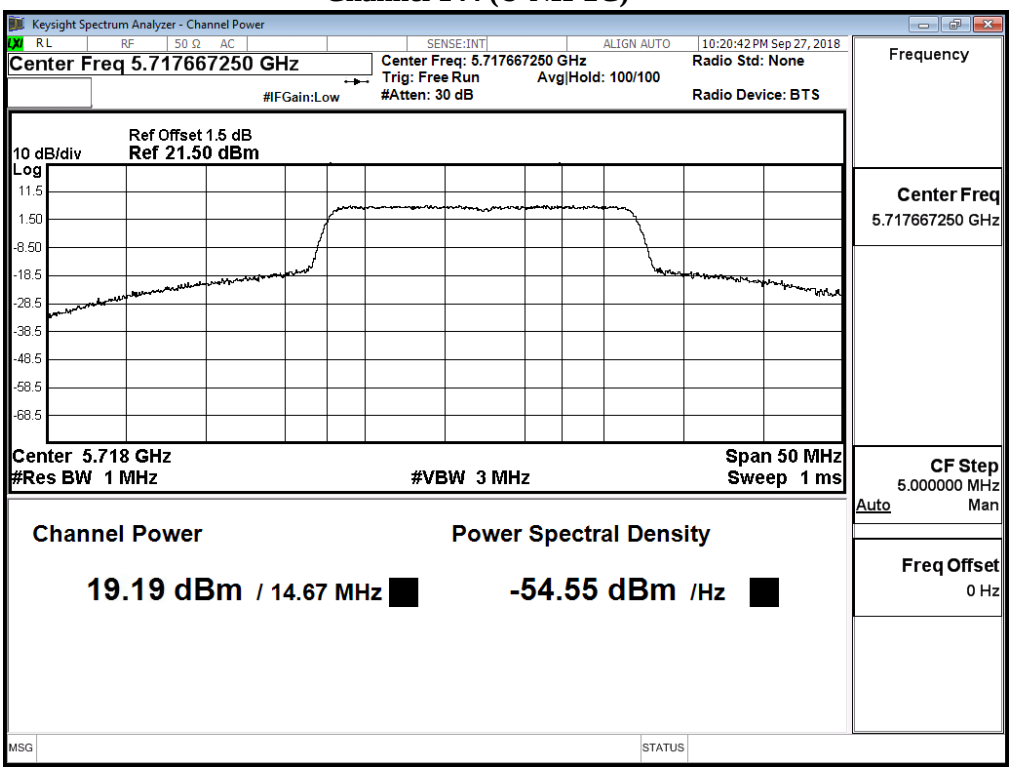

Maximum conducted output power:

Channel 144 (U-NII-3)

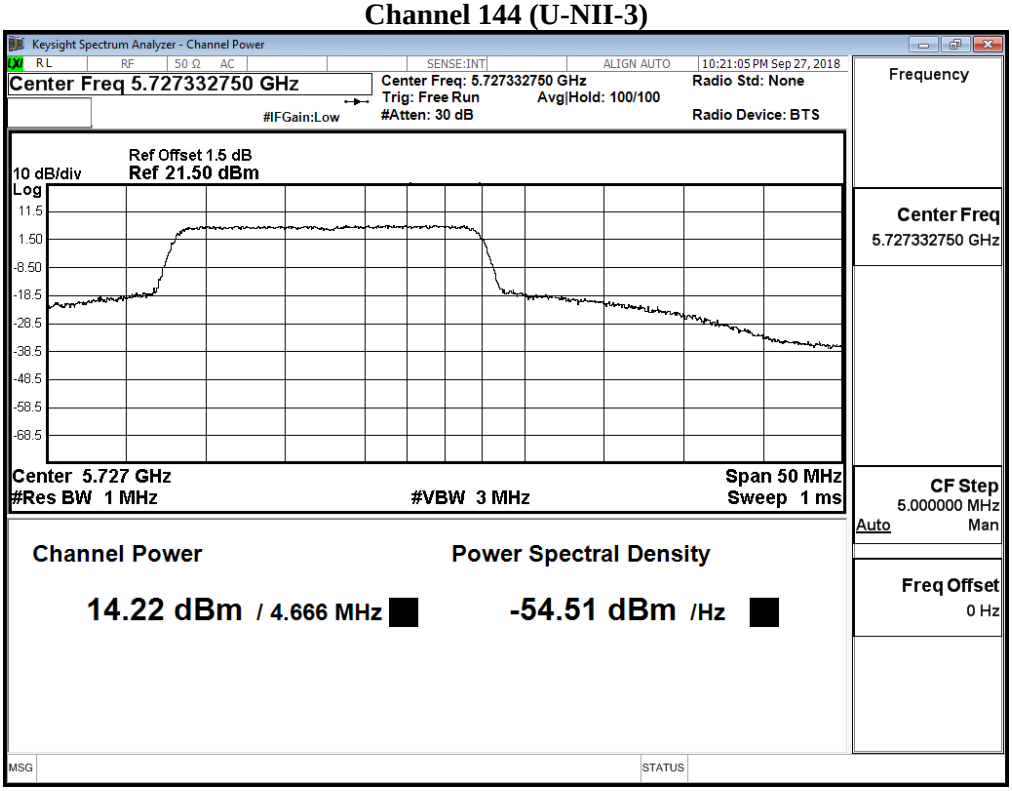

待測物名稱：Intel® Wi-Fi 6 AX201
待測物型號：AX201NGW　　測試項目：峰值發射功率
測試頻道：--　　測試模式：Mode 1: SISO A: 發射器 802.11ax-40BW
檢測器：峰值　　環境溫度：21 ℃
測試日期：107 年 10 月 03 日　　環境濕度：53 %

Cable loss=1.5dB		Maximum conducted output power											
Channel No.	Frequency (MHz)	Data Rate											
		MCS0	MCS1	MCS2	MCS3	MCS4	MCS5	MCS6	MCS7	MCS8	MCS9	MCS10	MCS11
38	5190	18.26	--	--	--	--	--	--	--	--	--	--	--
46	5230	20.04	19.92	19.81	19.8	19.72	19.61	19.5	19.48	19.33	19.23	19.19	19.07
54	5270	19.77	--	--	--	--	--	--	--	--	--	--	--
62	5310	16.26	16.16	16.08	16.02	15.97	15.91	15.82	15.76	15.64	15.58	15.42	15.32
102	5510	17.11	--	--	--	--	--	--	--	--	--	--	--
110	5550	20.61	20.52	20.51	20.49	20.43	20.4	20.38	20.34	20.32	20.27	20.25	20.2
134	5670	19.59	--	--	--	--	--	--	--	--	--	--	--
142(U-NII-2C)	5710	19.81	19.79	19.78	19.75	19.74	19.72	19.69	19.64	19.62	19.61	19.59	19.51
142(U-NII-3)	5710	10.25	10.22	10.21	10.19	10.16	10.14	10.11	10.09	10.05	10.02	10.01	9.99
151	5755	20.83	--	--	--	--	--	--	--	--	--	--	--
159	5795	20.77	20.62	20.51	20.4	20.29	20.15	20.04	19.91	19.8	19.68	19.53	19.42

Note: Maximum conducted output power Value =Reading value on average power meter + cable loss

Maximum conducted output power Measurement:

Channel Number	Frequency (MHz)	99% Bandwidth (MHz)	Output Power (dBm)	Output Power Limit	
				(dBm)	dBm+10log(BW)
38	5190	--	18.26	24	--
46	5230	--	20.04	24	--
54	5270	38.114	19.77	24	26.81
62	5310	37.873	16.26	24	26.78
102	5510	37.907	17.11	24	26.79
110	5550	38.323	20.61	24	26.83
134	5670	38.179	19.59	24	26.82
142(U-NII-2C)	5710	34.176	19.810	19.81	24
142(U-NII-3)	5710	--	10.250	10.25	30
151	5755	--	20.83	30	--
159	5795	--	20.77	30	--

99% Occupied Bandwidth:

Channel 54

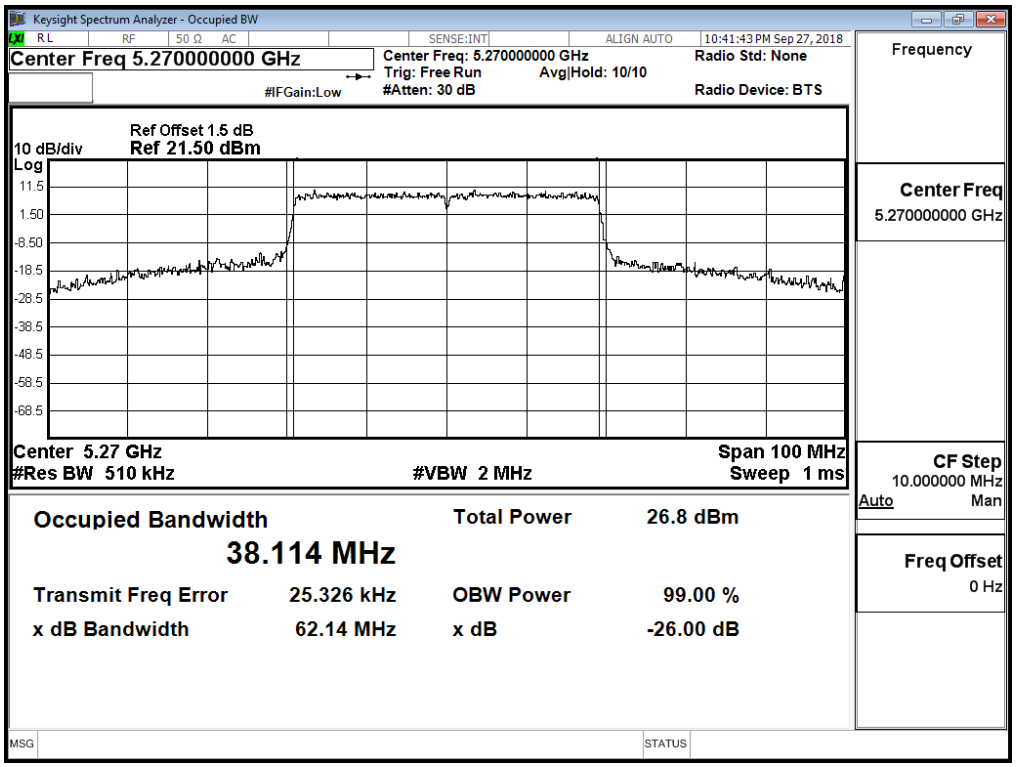

Channel 62

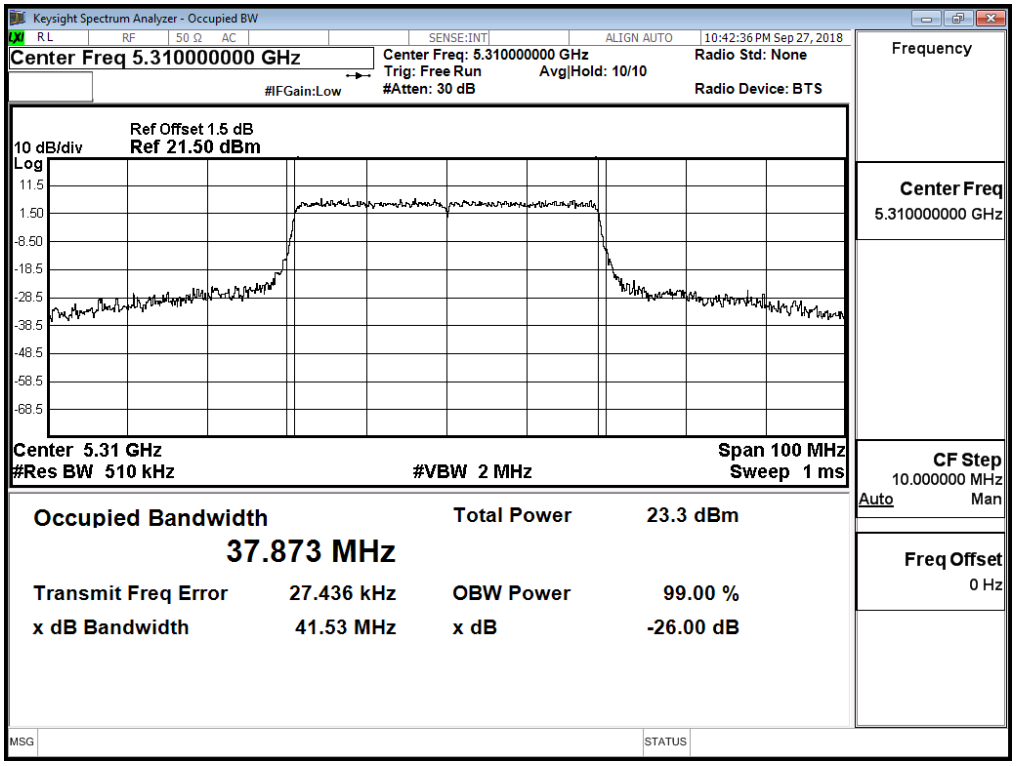

Channel 102

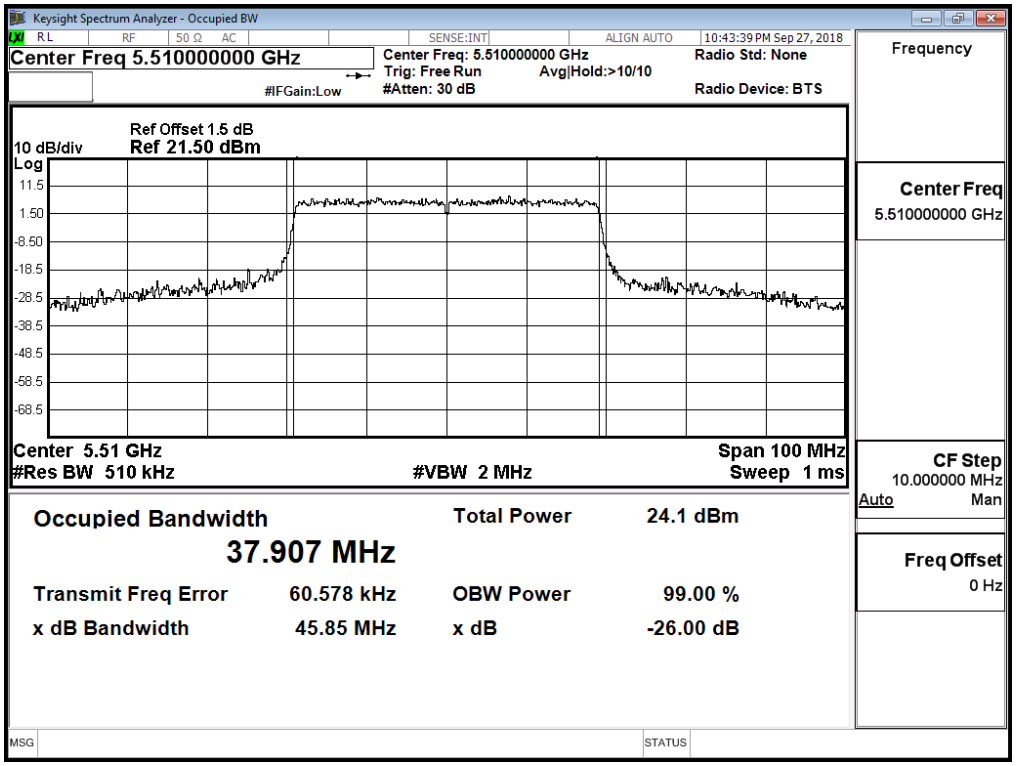

Channel 110

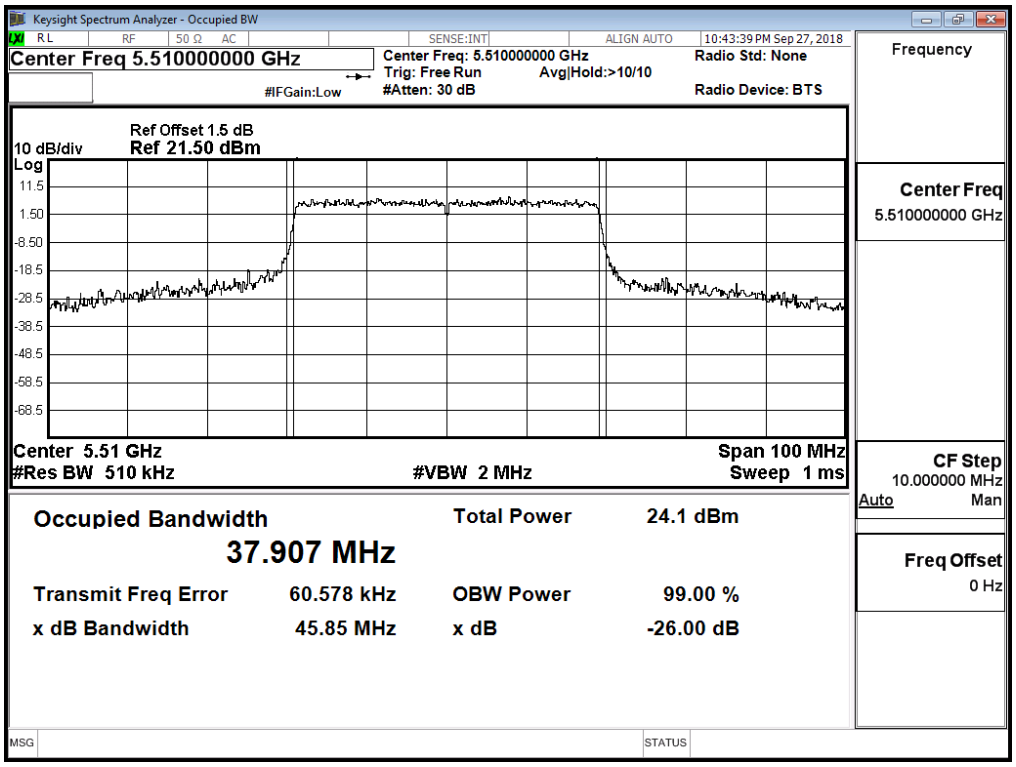

Channel 134

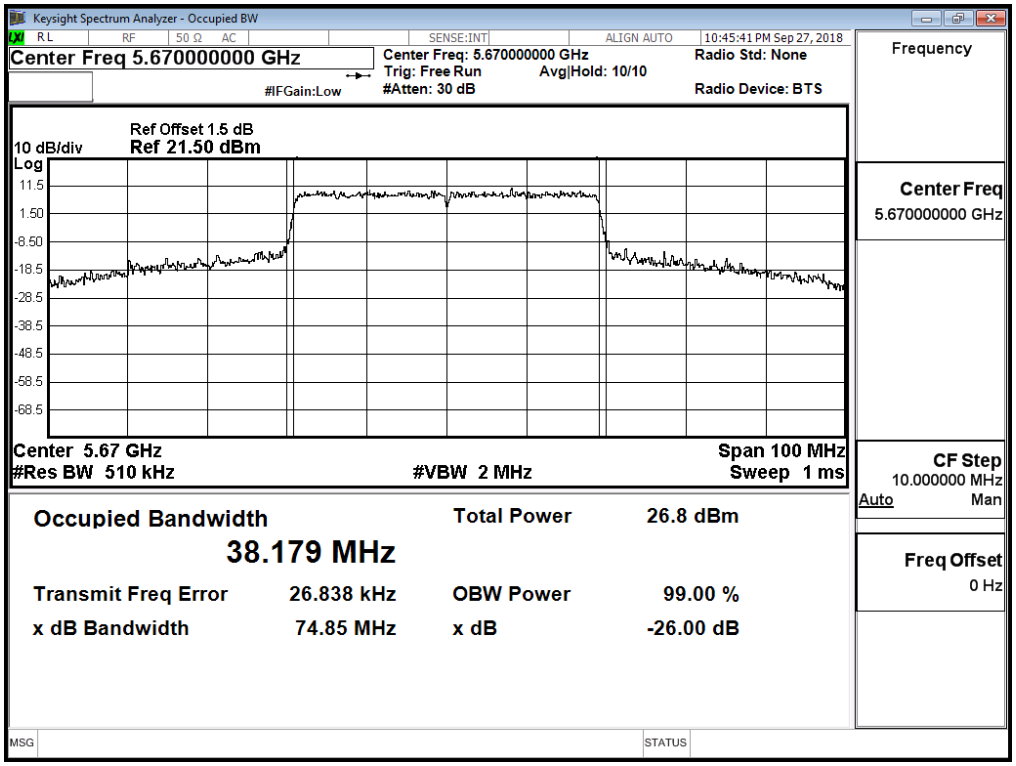

Channel 142

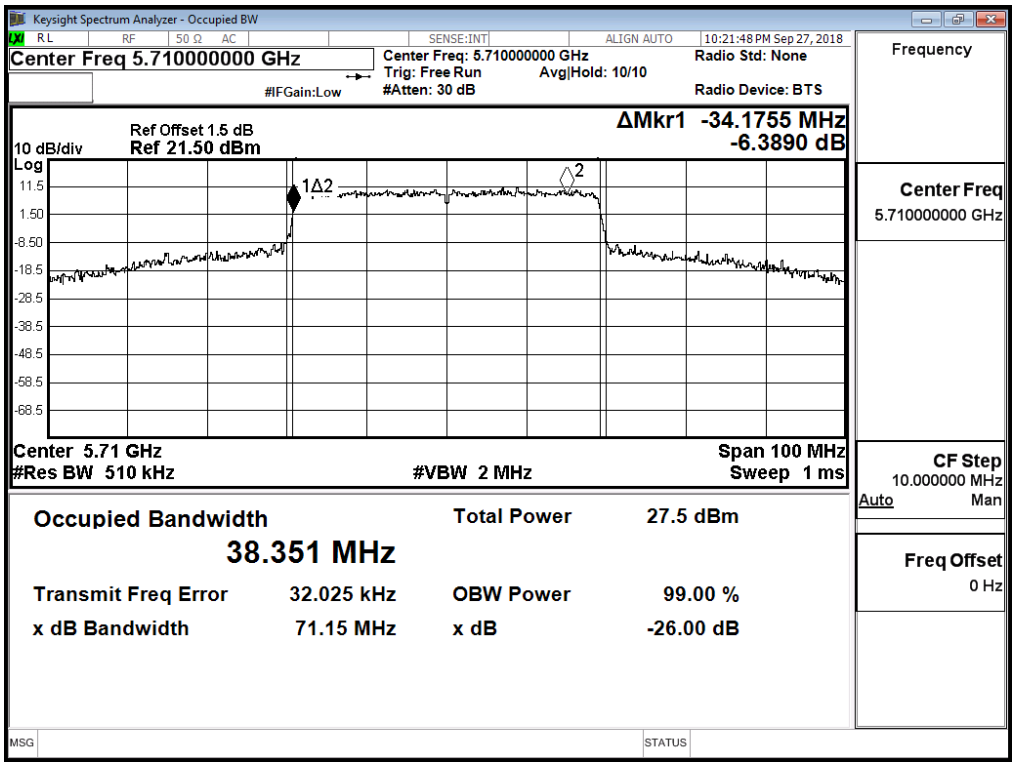

Maximum conducted output power:

Channel 142 (U-NII-2C)

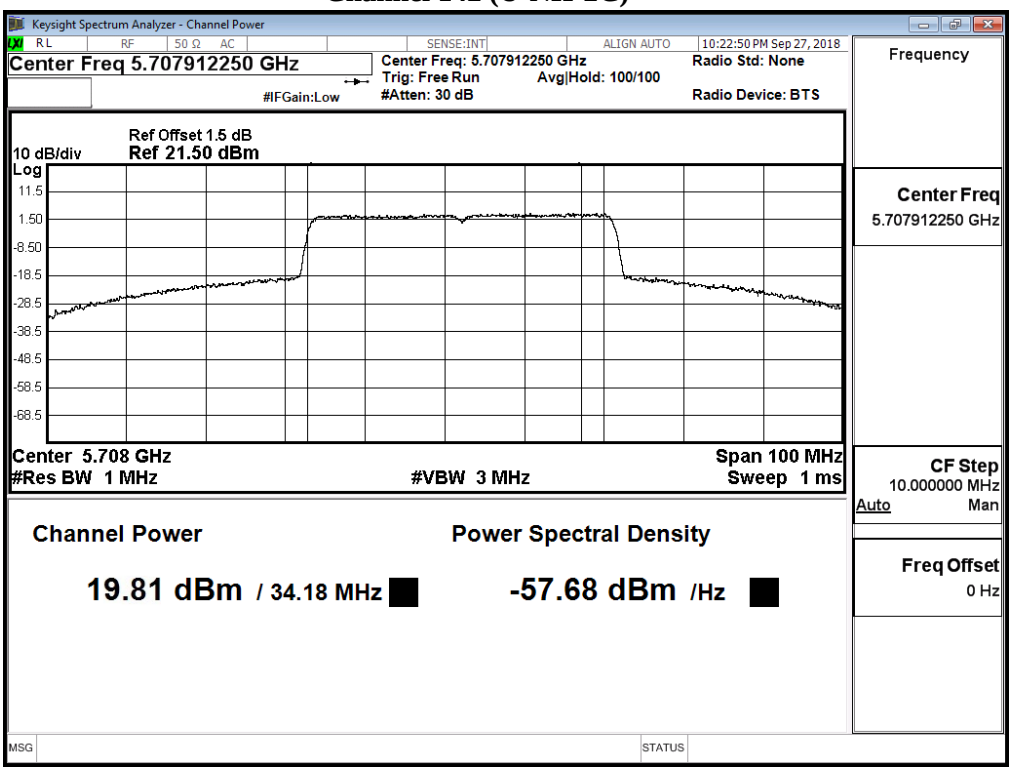

Maximum conducted output power:

Channel 142 (U-NII-3)

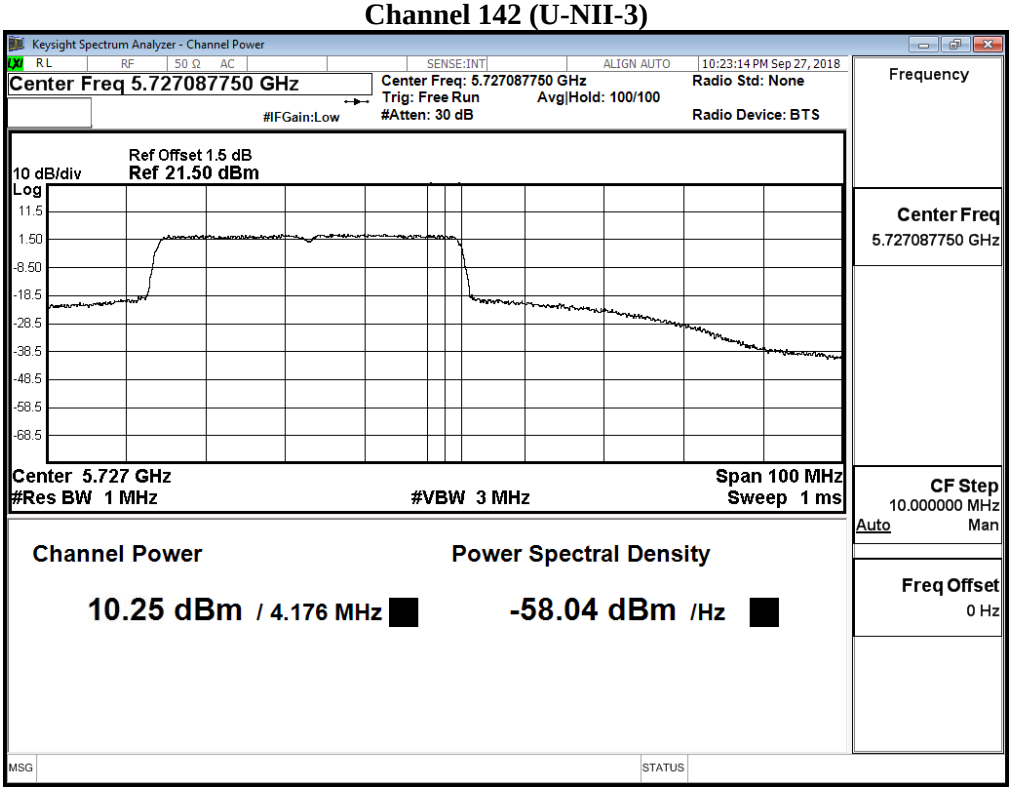

待測物名稱：Intel® Wi-Fi 6 AX201
待測物型號：AX201NGW　　測試項目：峰值發射功率
測試頻道：--　　測試模式：Mode 1: SISO A: 發射器 802.11ax-80BW
6 dB 頻寬：1MHz　　視頻頻寬：3MHz
檢測器：峰值　　環境溫度：21 ℃
測試日期：107 年 09 月 26 日　　環境濕度：53 %

Cable loss=1.5dB		Maximum conducted output power											
Channel No	Frequency (MHz)	Data Rate											
		MCS0	MCS1	MCS2	MCS3	MCS4	MCS5	MCS6	MCS7	MCS8	MCS9	MCS10	MCS11
42	5210	18.47	18.44	18.41	18.36	18.32	18.3	18.27	18.24	18.22	18.19	18.16	18.15
58	5290	17.79	17.7	17.68	17.62	17.61	17.59	17.55	17.52	17.51	17.46	17.43	17.41
106	5530	17.71	--	--	--	--	--	--	--	--	--	--	--
122	5610	20.73	20.72	20.71	20.64	20.6	20.58	20.53	20.52	20.48	20.47	20.41	20.35
138 (U-NII-2C)	5690	19.85	--	--	--	--	--	--	--	--	--	--	--
138 (U-NII-3)	5690	8.9	--	--	--	--	--	--	--	--	--	--	--
155	5775	19.64	19.62	19.58	19.57	19.52	19.51	19.49	19.43	19.42	19.38	19.36	19.35

Note: Maximum conducted output power Value =Reading value on Spectrum Analyzer + cable loss

Maximum conducted output power Measurement:

Channel No	Frequency Range (MHz)	99% Bandwidth (MHz)	Output Power (dBm)	Output Power Limit	
				(dBm)	dBm+10log(BW)
42	5210	--	18.470	18.47	24
58	5290	77.560	17.790	17.79	24
106	5530	77.658	17.710	17.71	24
122	5610	79.126	20.730	20.73	24
138 (U-NII-2C)	5690	76.134	19.850	19.85	24
138 (U-NII-3)	5690	6.134	8.900	8.90	30
155	5775	--	19.640	19.64	30

99% Occupied Bandwidth:

Channel 58

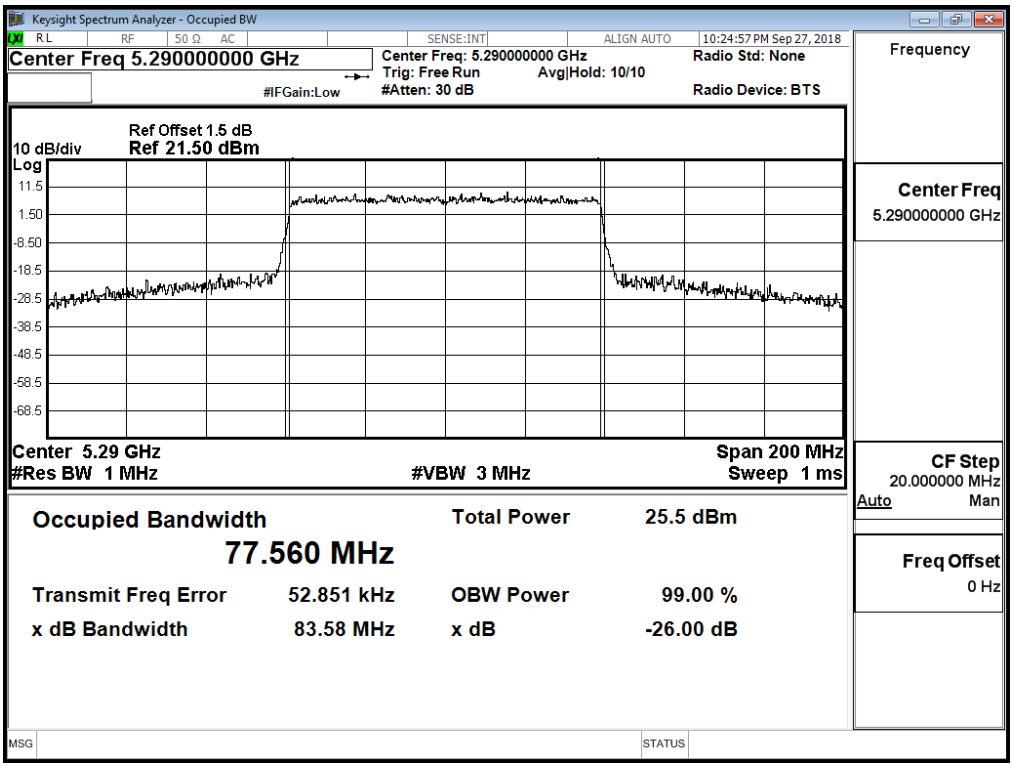

Channel 106

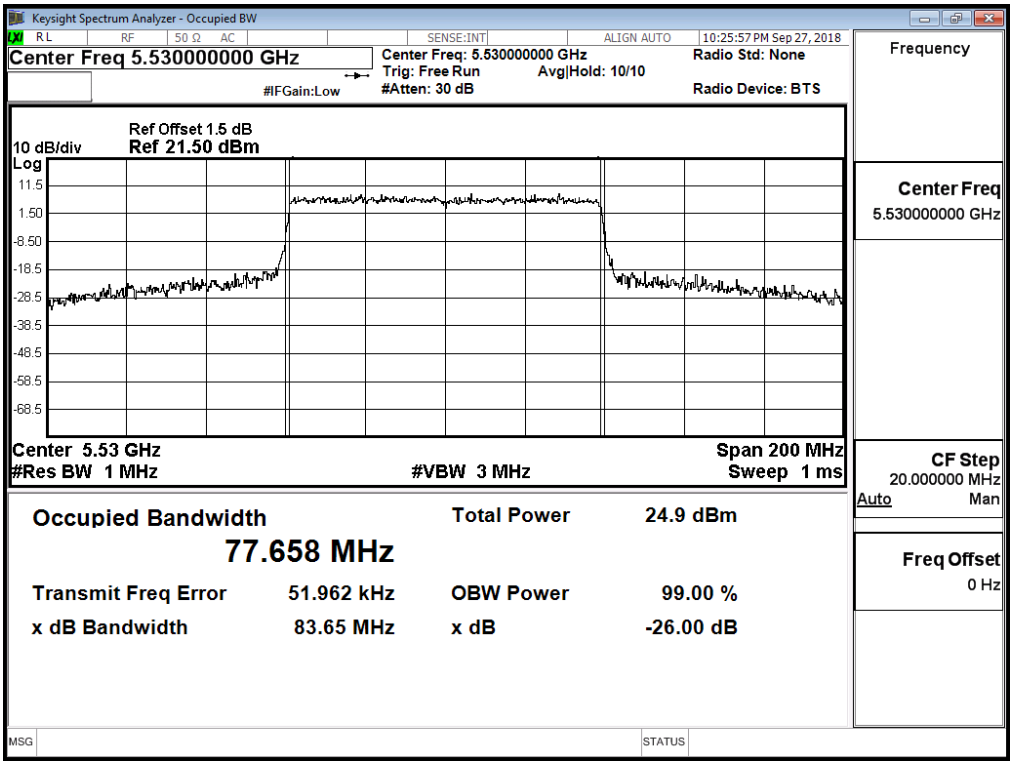

Channel 122

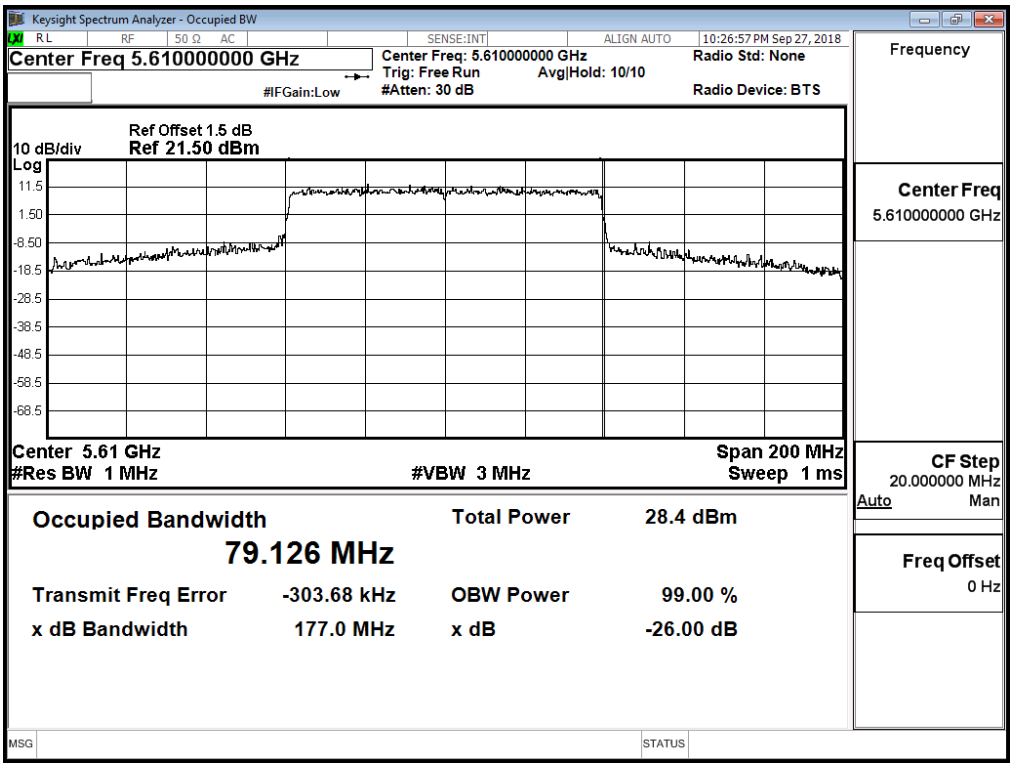

Channel 138

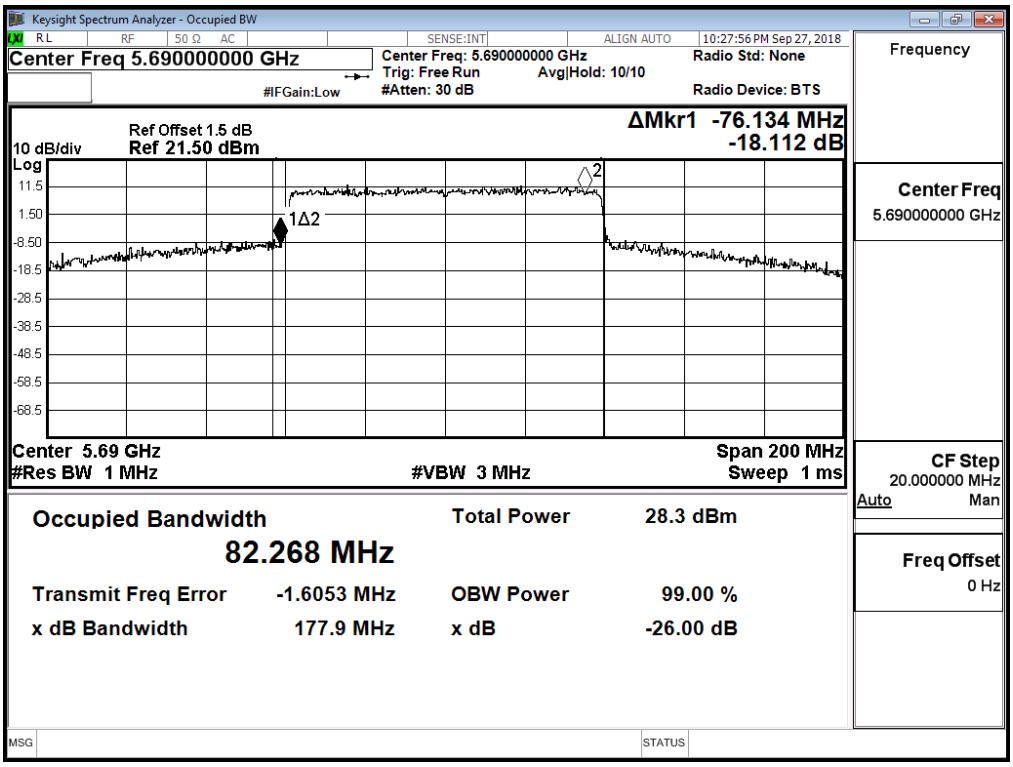

Maximum conducted output power:

Channel 138 (U-NII-2C)

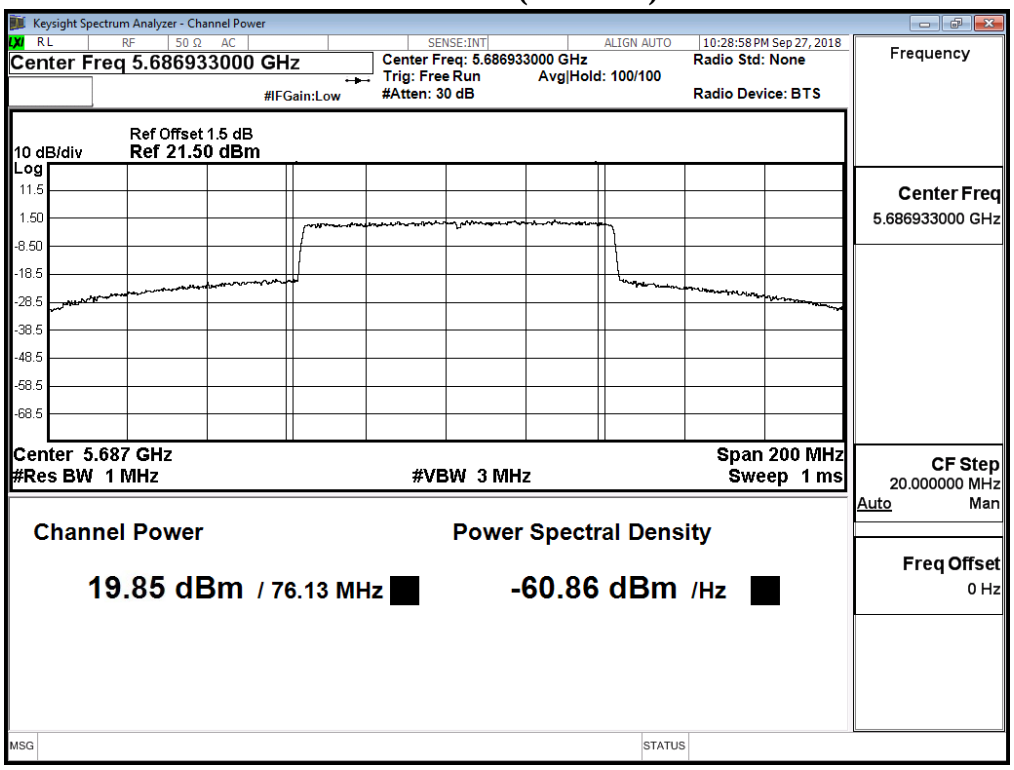

Maximum conducted output power:

Channel 138 (U-NII-3)

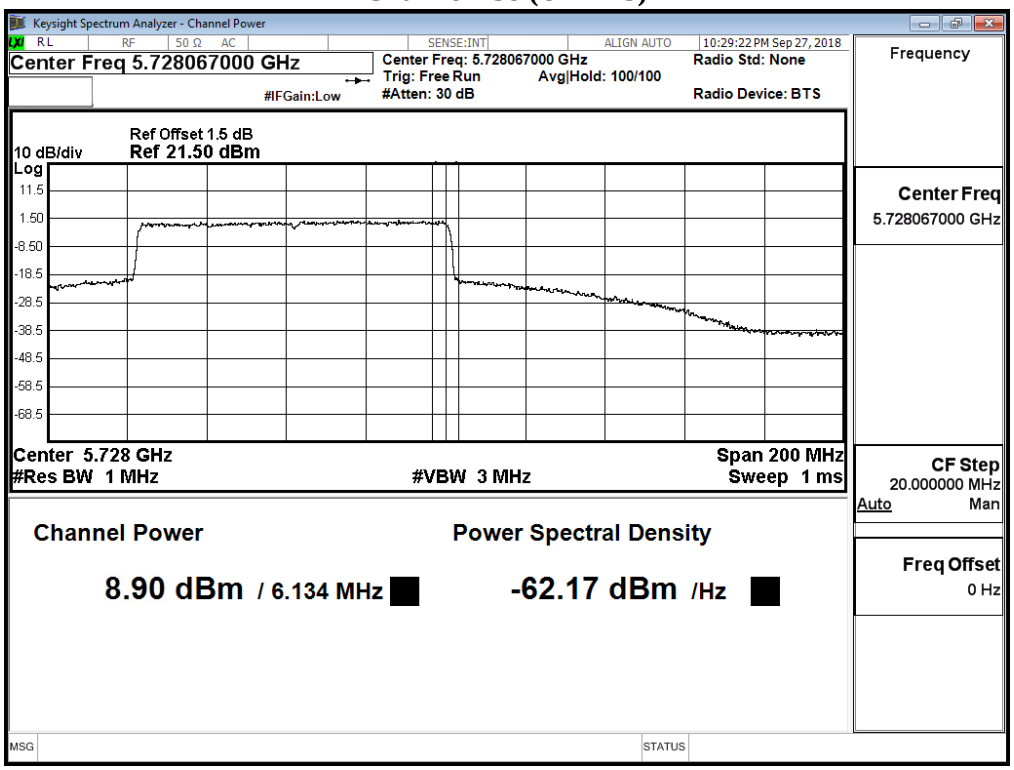

待測物名稱：Intel® Wi-Fi 6 AX201
待測物型號：AX201NGW　　測試項目：峰值發射功率
測試頻道：--　　測試模式：Mode 1: SISO A: 發射器 802.11ax-160BW
6 dB 頻寬：1MHz　　視頻頻寬：3MHz
檢測器：峰值　　環境溫度：21 ℃
測試日期：107 年 09 月 26 日　　環境濕度：53 %

Cable loss=1.5dB		Maximum conducted output power											
Channel No	Frequency (MHz)	Data Rate											
		MCS0	MCS1	MCS2	MCS3	MCS4	MCS5	MCS6	MCS7	MCS8	MCS9	MCS10	MCS11
50 (U-NII-1)	5250	10.26	10.22	10.21	10.19	10.14	10.12	10.11	10.08	10.07	10.05	10.02	10.01
50 (U-NII-2A)	5250	11.15	11.12	11.11	11.09	11.08	11.07	11.05	11.04	11.01	10.99	10.97	10.95
114	5570	14.37	14.32	14.31	14.28	14.27	14.25	14.22	14.19	14.18	14.16	14.15	14.11

Note: Maximum conducted output power Value =Reading value on Spectrum Analyzer + cable loss

Maximum conducted output power Measurement:

Channel No	Frequency Range (MHz)	99% Bandwidth (MHz)	Output Power (dBm)	Output Power Limit	
				(dBm)	dBm+10log(BW)
50 (U-NII-1)	5250	--	10.260	10.26	24
50 (U-NII-2A)	5250	78.355	11.150	11.15	24
114	5570	157.000	14.370	14.37	24

99% Occupied Bandwidth:

Channel 50

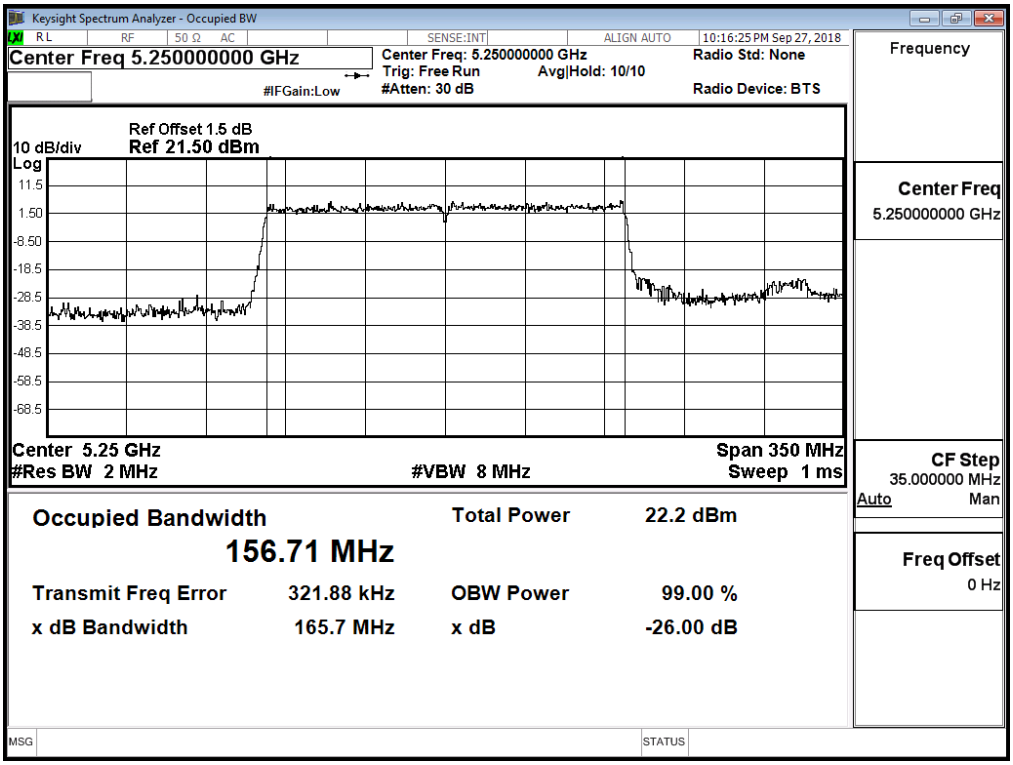

Channel 114

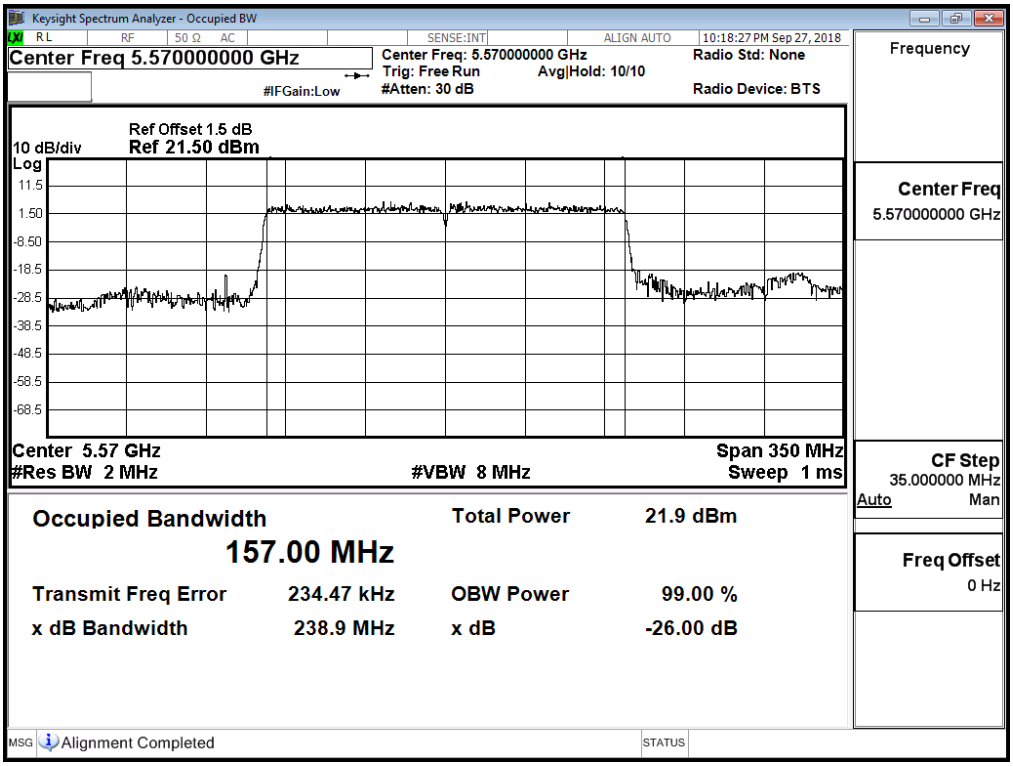

Maximum conducted output power:

Channel 50 (U-NII-1)

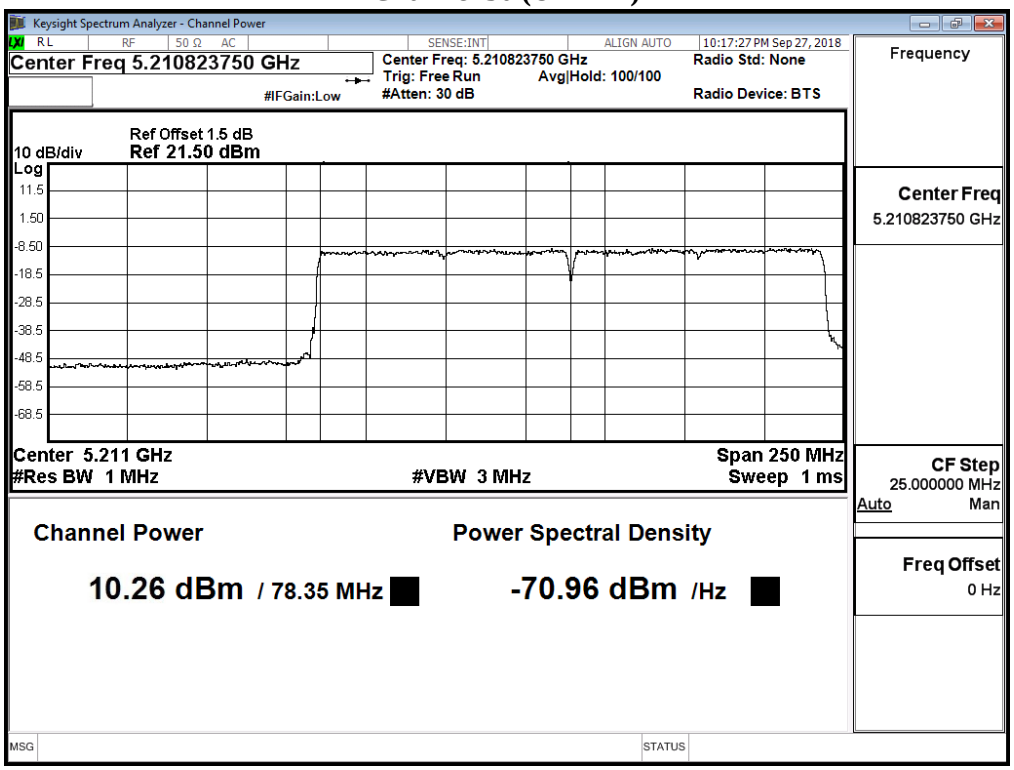

Maximum conducted output power:

Channel 50 (U-NII-2A)

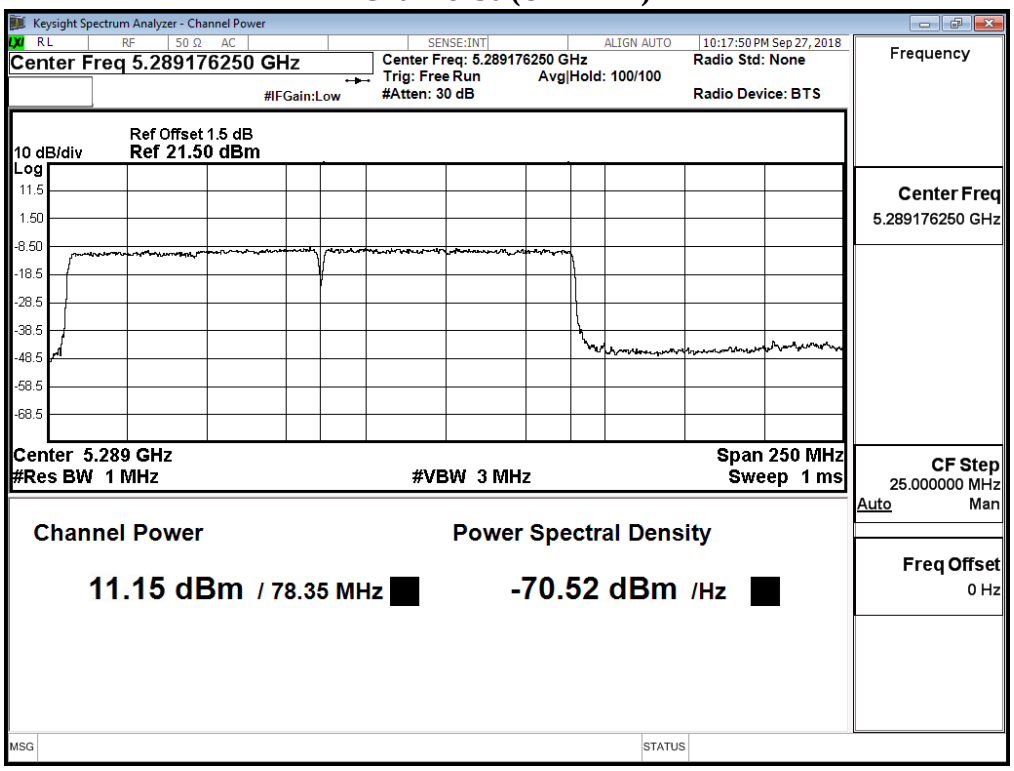

待測物名稱：Intel® Wi-Fi 6 AX201
待測物型號：AX201NGW　　測 試 項 目 ：峰值發射功率
測 試 頻 道 ：--　　測 試 模 式 ：Mode 2: SISO B: 發射器 802.11ax-20BW
檢 測 器 ：峰值　　環 境 溫 度 ：21 ℃
測 試 日 期 ：107 年 09 月 26 日　　環 境 濕 度 ：53 %

Cable loss=1.5dB		Maximum conducted output power											
Channel No.	Frequency (MHz)	Data Rate											
		MCS0	MCS1	MCS2	MCS3	MCS4	MCS5	MCS6	MCS7	MCS8	MCS9	MCS10	MCS11
36	5180	18.16	--	--	--	--	--	--	--	--	--	--	--
44	5220	20.68	20.58	20.46	20.34	20.19	20.07	19.92	19.81	19.69	19.56	19.43	19.31
48	5240	20.19	--	--	--	--	--	--	--	--	--	--	--
52	5260	20.37	--	--	--	--	--	--	--	--	--	--	--
60	5300	19.79	19.68	19.61	19.58	19.52	19.5	19.47	19.43	19.42	19.38	19.35	19.31
64	5320	16.24	--	--	--	--	--	--	--	--	--	--	--
100	5500	17.18	--	--	--	--	--	--	--	--	--	--	--
116	5580	20.92	20.81	20.7	20.59	20.46	20.35	20.21	20.08	19.97	19.81	19.7	19.59
140	5700	17.06	--	--	--	--	--	--	--	--	--	--	--
144(U-NII-2C)	5720	19.3	19.28	19.27	19.22	19.21	19.19	19.17	19.16	19.12	19.11	19.07	19.06
144(U-NII-3)	5720	13.82	13.81	13.8	13.75	13.74	13.72	13.71	13.68	13.64	13.62	13.61	13.58
149	5745	20.82	--	--	--	--	--	--	--	--	--	--	--
157	5785	20.73	20.6	20.49	20.35	20.25	20.14	20.01	19.92	19.81	19.7	19.58	19.46
165	5825	20.69	--	--	--	--	--	--	--	--	--	--	--

Note: Maximum conducted output power Value =Reading value on average power meter + cable loss

Maximum conducted output power Measurement:

Channel Number	Frequency (MHz)	99% Bandwidth (MHz)	Output Power (dBm)	Output Power Limit	
				(dBm)	dBm+10log(BW)
36	5180	--	18.16	24	--
44	5220	--	20.68	24	--
48	5240	--	20.19	24	--
52	5260	19.127	20.37	24	23.82
60	5300	19.106	19.79	24	23.81
64	5320	19.096	16.24	24	23.81
100	5500	19.092	17.18	24	23.81
116	5580	19.276	20.92	24	23.85
140	5700	19.075	17.06	24	23.80
144(U-NII-2C)	5720	14.611	19.300	19.30	24
144(U-NII-3)	5720	--	13.820	13.82	30
149	5745	--	20.82	30	--
157	5785	--	20.73	30	--
165	5825	--	20.69	30	--

99% Occupied Bandwidth:

Channel 52

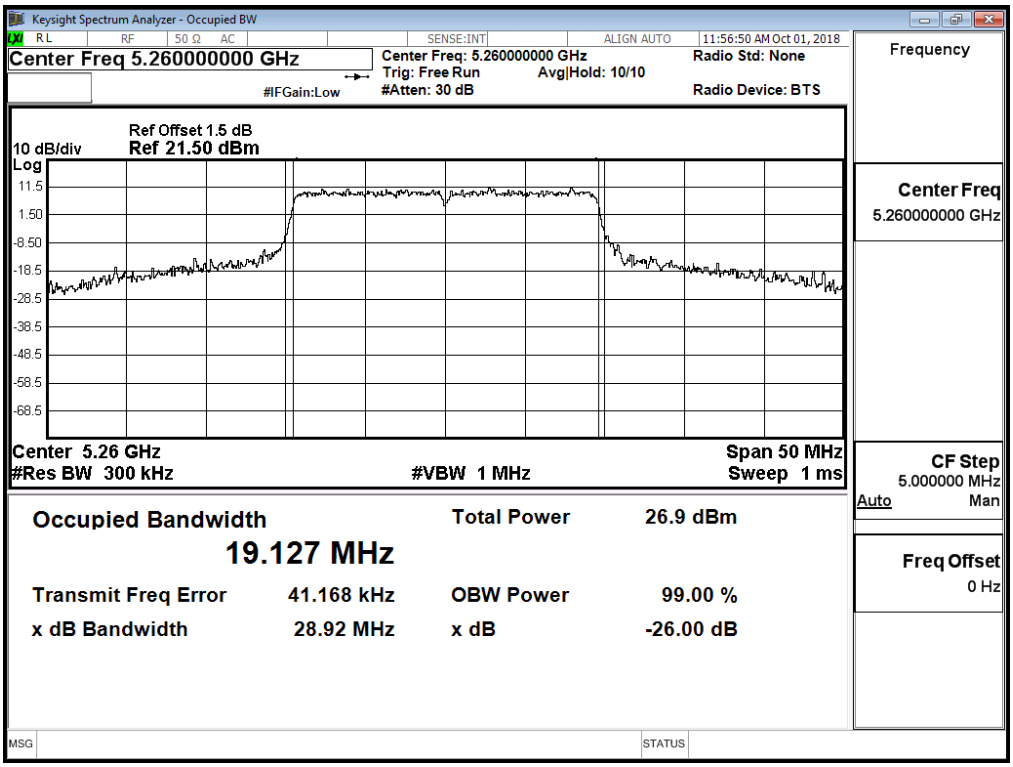

Channel 60

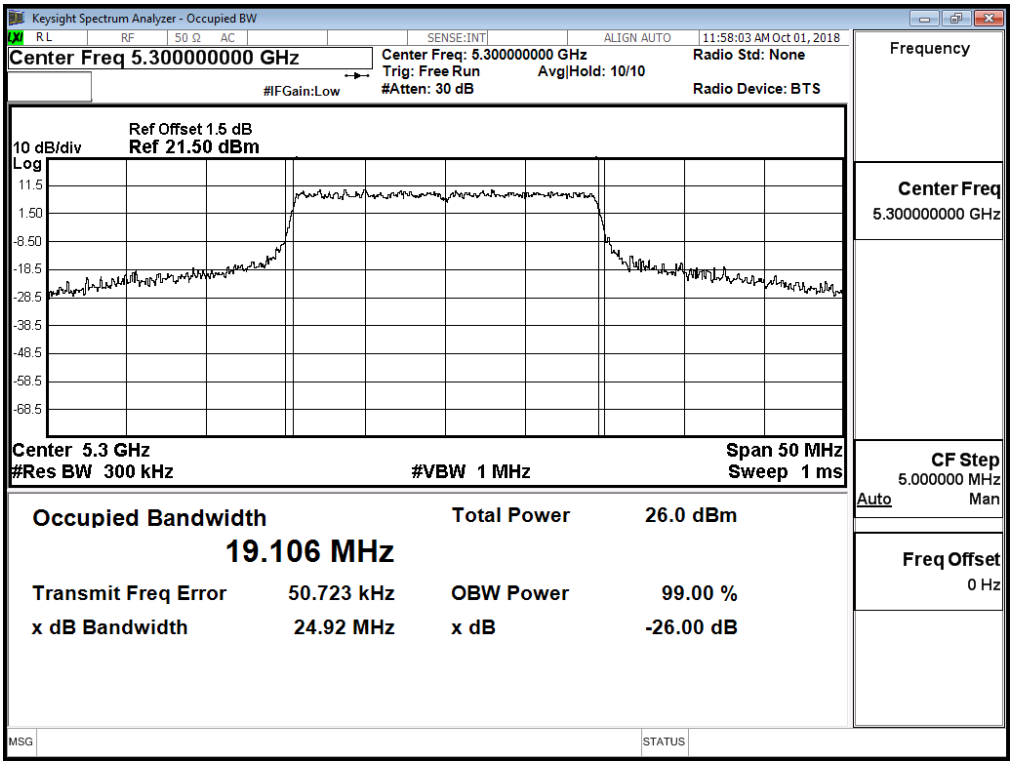

Channel 64

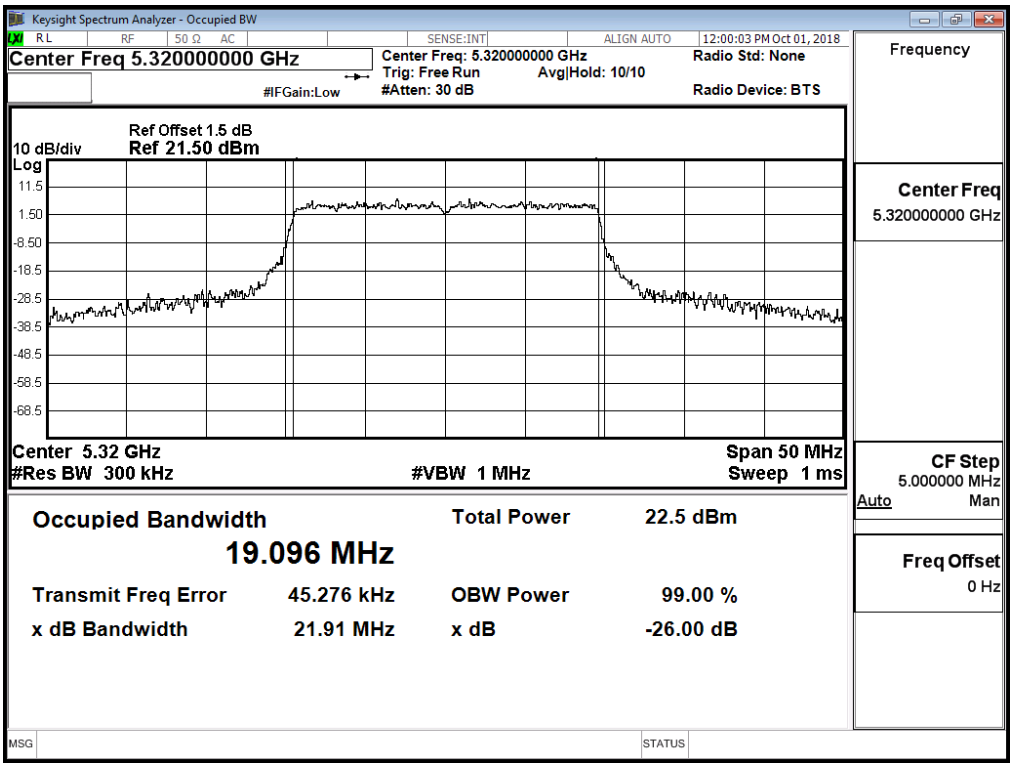

Channel 100

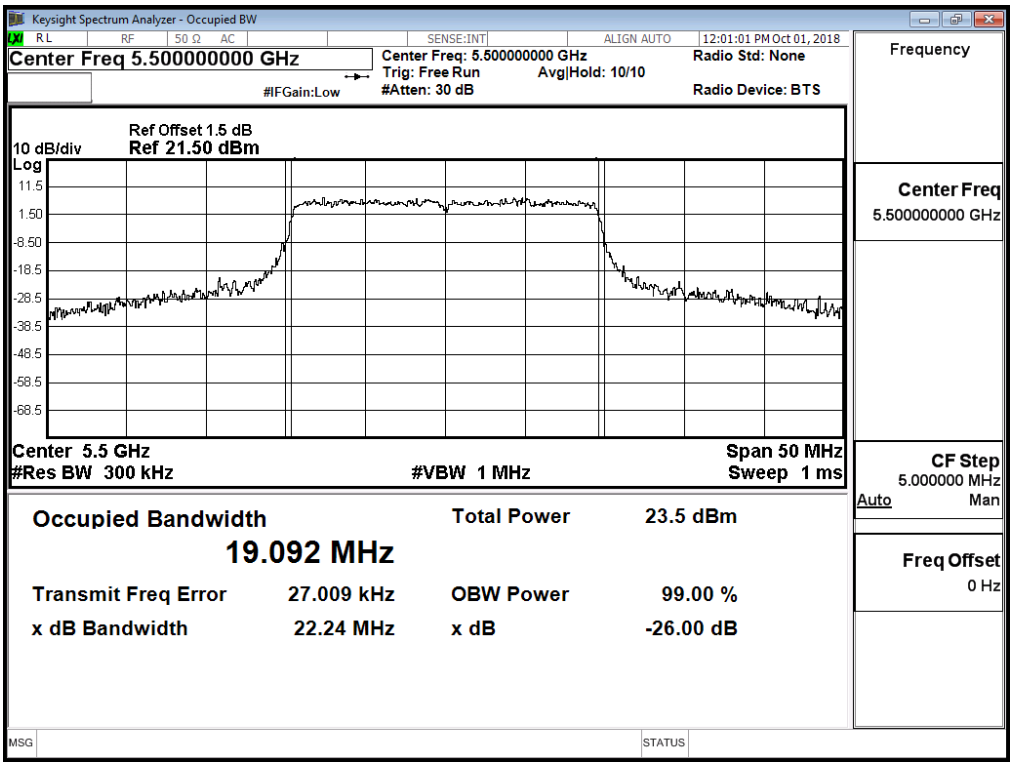

Channel 116

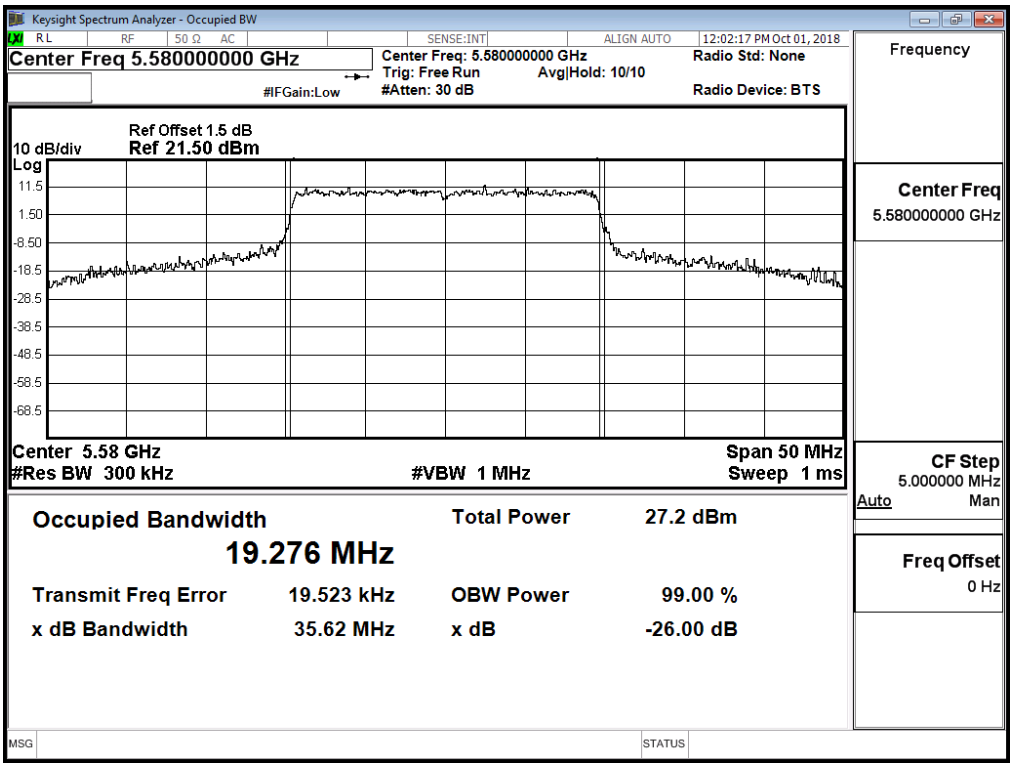

Channel 140

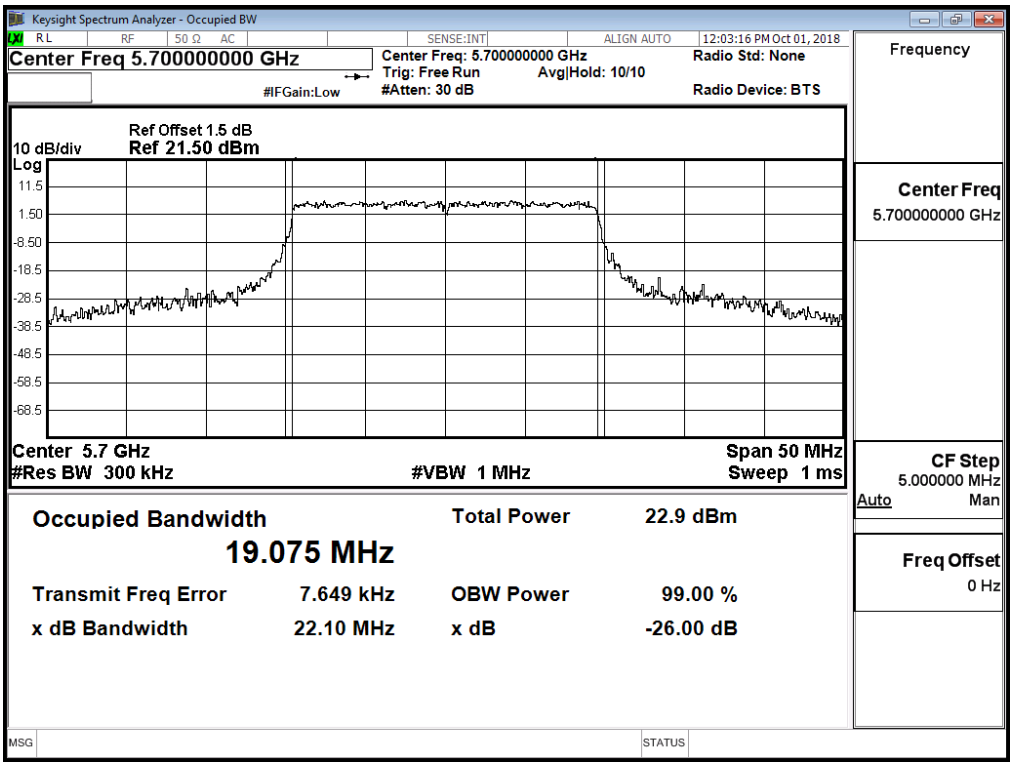

Channel 144

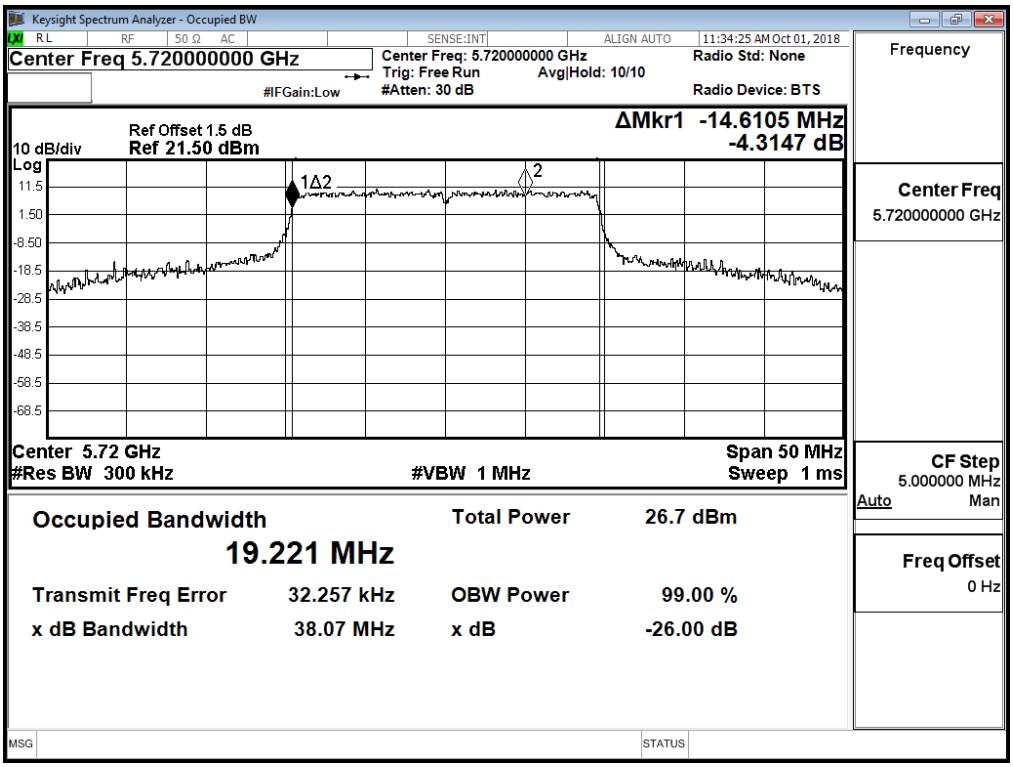
Keysight Spectrum Analyzer - Occupied BW
Center Freq 5.720000000 GHz
Center Freq: 5.720000000 GHz
Trig: Free Run
Avg|Hold: 10/10
#Atten: 30 dB
#IFGain:Low
Radio Std: None
Radio Device: BTS
11:34:25 AM Oct 01, 2018
Ref Offset 1.5 dB
10 dB/div
Ref 21.50 dBm
ΔMkr1 -14.6105 MHz
-4.3147 dB
Center 5.72 GHz
#Res BW 300 kHz
#VBW 1 MHz
Span 50 MHz
Sweep 1 ms
Occupied Bandwidth
19.221 MHz
Total Power 26.7 dBm
Transmit Freq Error 32.257 kHz
OBW Power 99.00 %
x dB Bandwidth 38.07 MHz
x dB -26.00 dB
Frequency
Center Freq
5.720000000 GHz
CF Step
5.000000 MHz
Auto Man
Freq Offset
0 Hz

Maximum conducted output power:

Channel 144 (U-NII-2C)

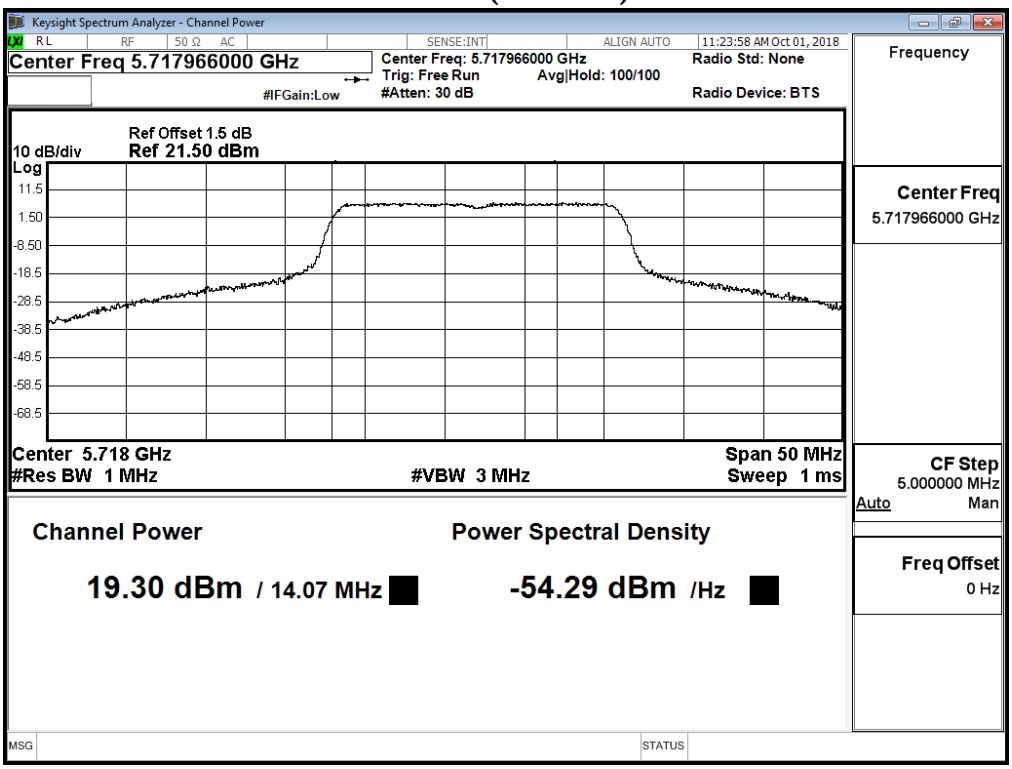

Maximum conducted output power:

Channel 144 (U-NII-3)

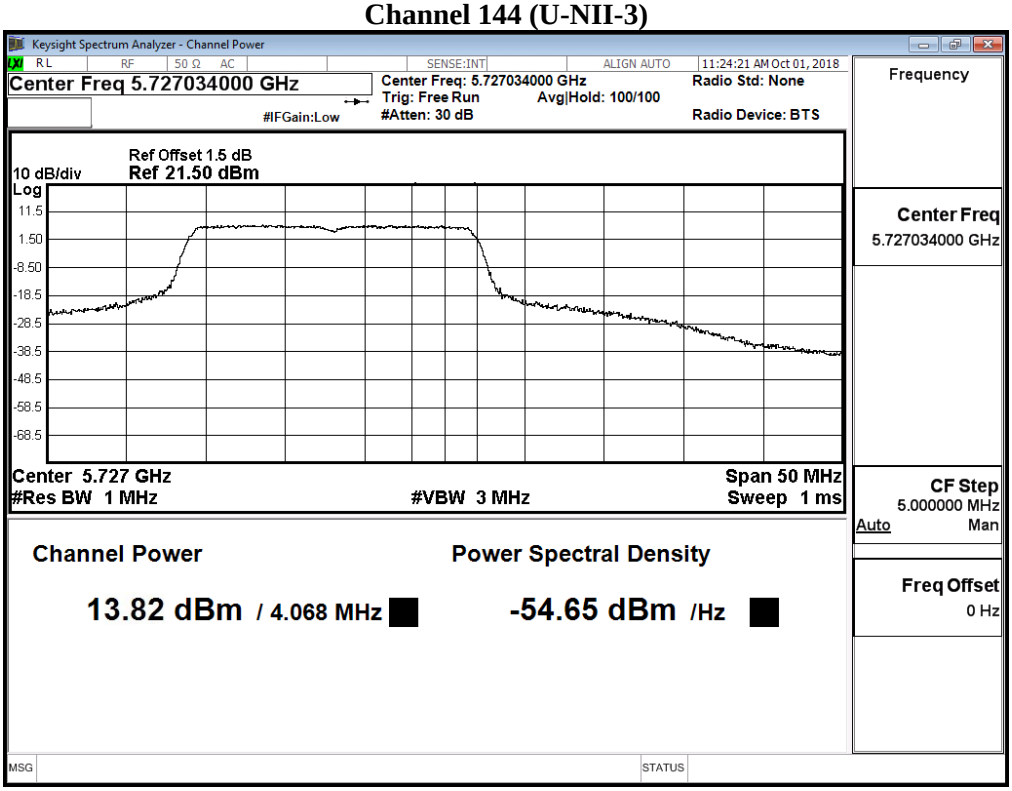

待測物名稱：Intel® Wi-Fi 6 AX201
待測物型號：AX201NGW　　測試項目：峰值發射功率
測試頻道：--　　測試模式：Mode 2: SISO B: 發射器 802.11ax-40BW
檢測器：峰值　　環境溫度：21 ℃
測試日期：107 年 10 月 03 日　　環境濕度：53 %

Cable loss=1.5dB		Maximum conducted output power											
Channel No.	Frequency (MHz)	Data Rate											
		MCS0	MCS1	MCS2	MCS3	MCS4	MCS5	MCS6	MCS7	MCS8	MCS9	MCS10	MCS11
38	5190	18.19	--	--	--	--	--	--	--	--	--	--	--
46	5230	19.97	19.45	19.32	19.18	19.07	18.95	19.81	19.7	19.59	19.46	19.35	19.24
54	5270	19.79	--	--	--	--	--	--	--	--	--	--	--
62	5310	16.27	16.11	16.09	16.02	16.01	16	15.97	15.96	15.92	15.91	15.89	15.84
102	5510	17.14	--	--	--	--	--	--	--	--	--	--	--
110	5550	20.68	20.51	20.42	20.34	20.26	20.18	20.05	19.96	19.91	19.85	19.79	19.67
134	5670	19.64	--	--	--	--	--	--	--	--	--	--	--
142(U-NII-2C)	5710	20.04	20.02	20.01	19.99	19.95	19.94	19.92	19.89	19.87	19.85	19.84	19.82
142(U-NII-3)	5710	7.62	7.59	7.52	7.51	7.49	7.44	7.42	7.41	7.38	7.37	7.34	7.32
151	5755	20.68	--	--	--	--	--	--	--	--	--	--	--
159	5795	20.72	20.6	20.49	20.35	20.24	20.14	20.05	19.91	19.8	19.69	19.52	19.4

Note: Maximum conducted output power Value =Reading value on average power meter + cable loss

Maximum conducted output power Measurement:

Channel Number	Frequency (MHz)	99% Bandwidth (MHz)	Output Power (dBm)	Output Power Limit	
				(dBm)	dBm+10log(BW)
38	5190	--	18.19	24	--
46	5230	--	19.97	24	--
54	5270	38.022	19.79	24	26.80
62	5310	37.862	16.27	24	26.78
102	5510	37.896	17.14	24	26.79
110	5550	38.080	20.68	24	26.81
134	5670	37.988	19.64	24	26.80
142(U-NII-2C)	5710	34.090	20.040	20.04	24
142(U-NII-3)	5710	--	7.620	7.62	30
151	5755	--	20.68	30	--
159	5795	--	20.72	30	--

99% Occupied Bandwidth:

Channel 54

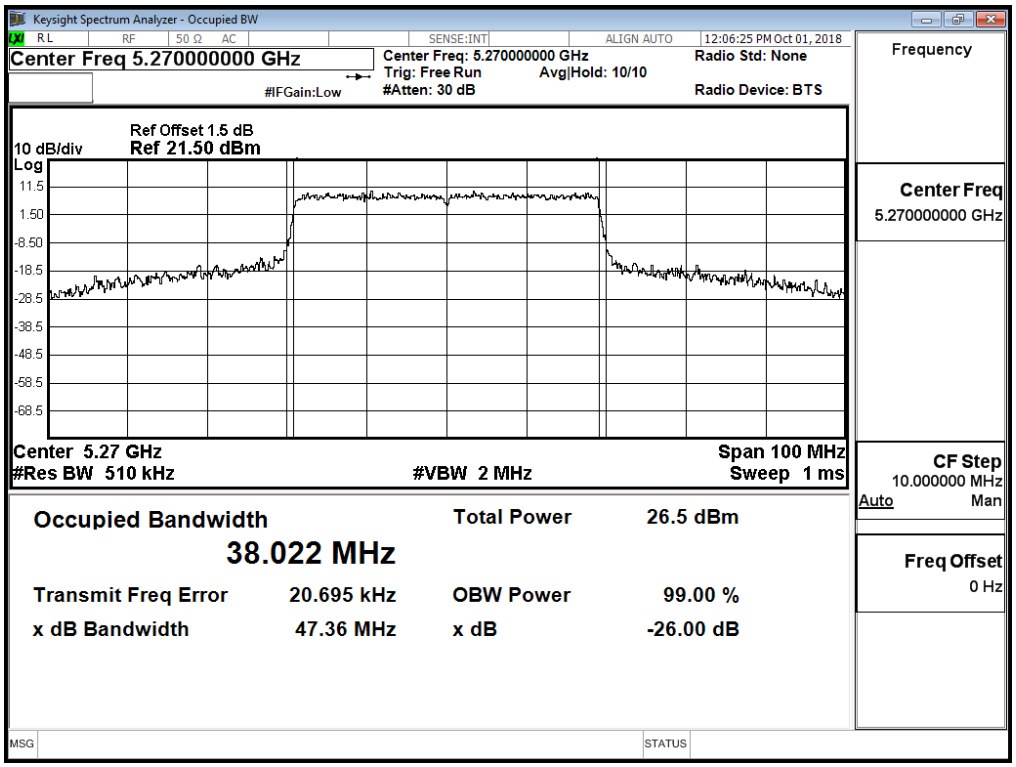

Channel 62

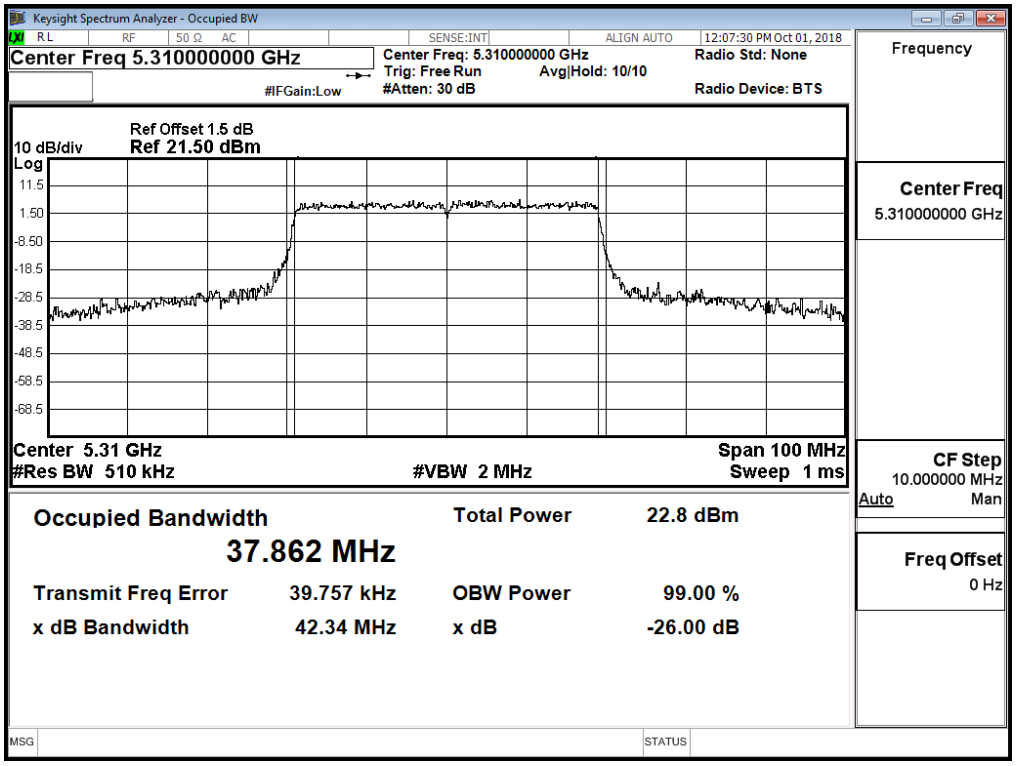

Channel 102

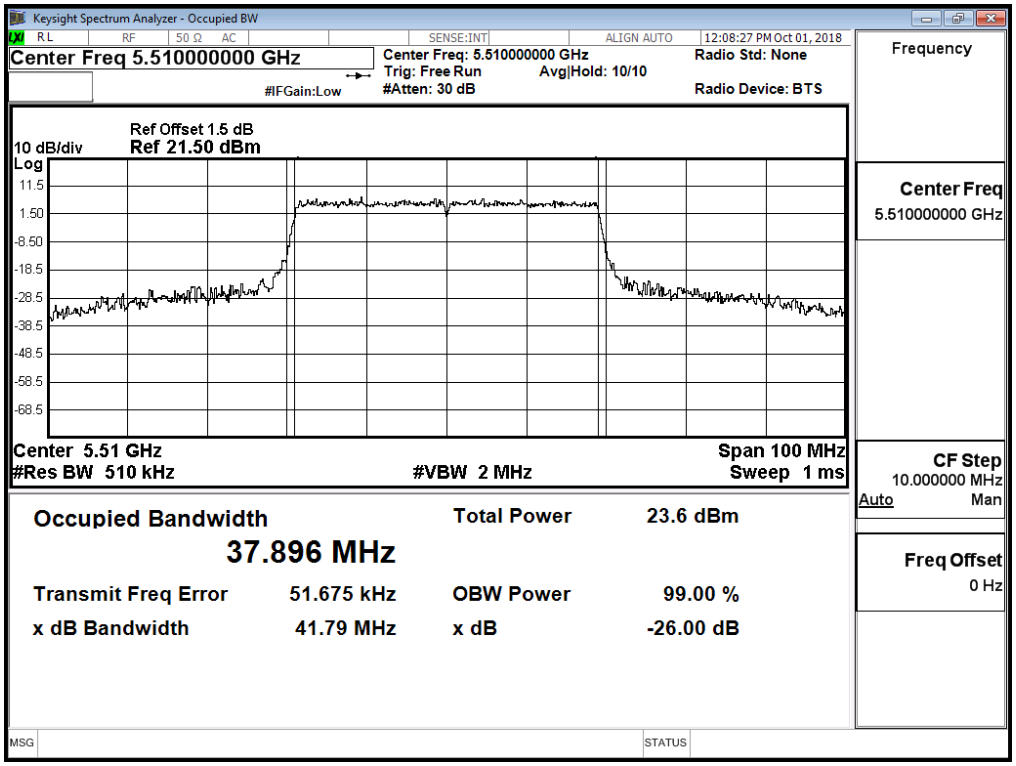

Channel 110

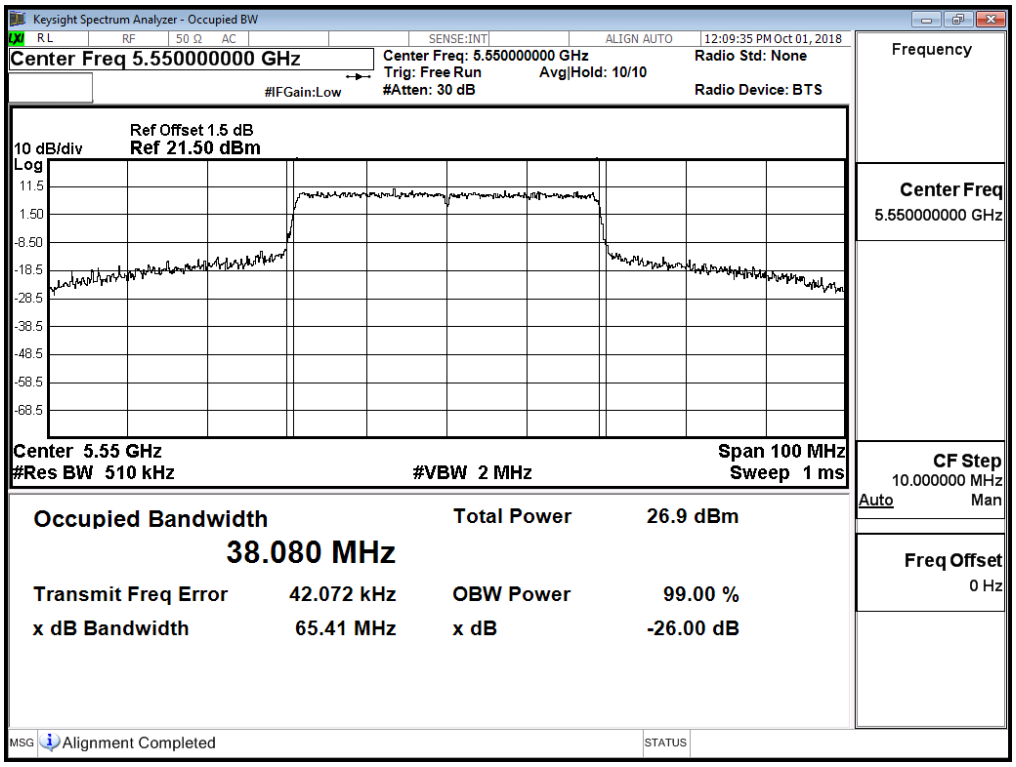

Channel 134

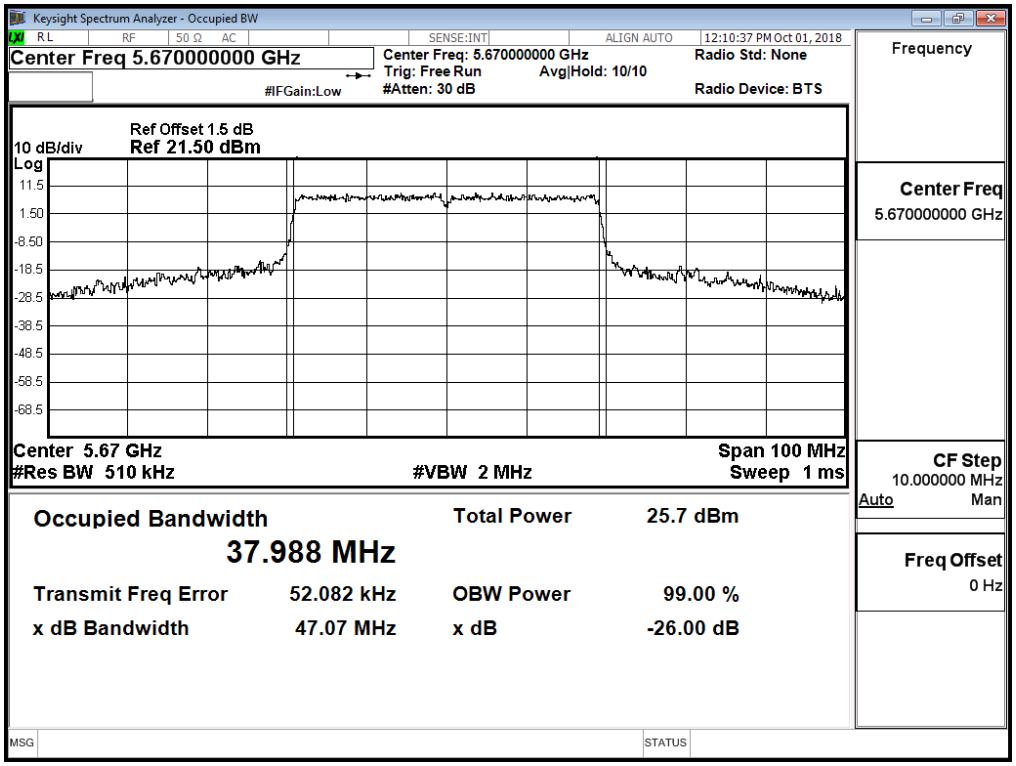

Channel 142

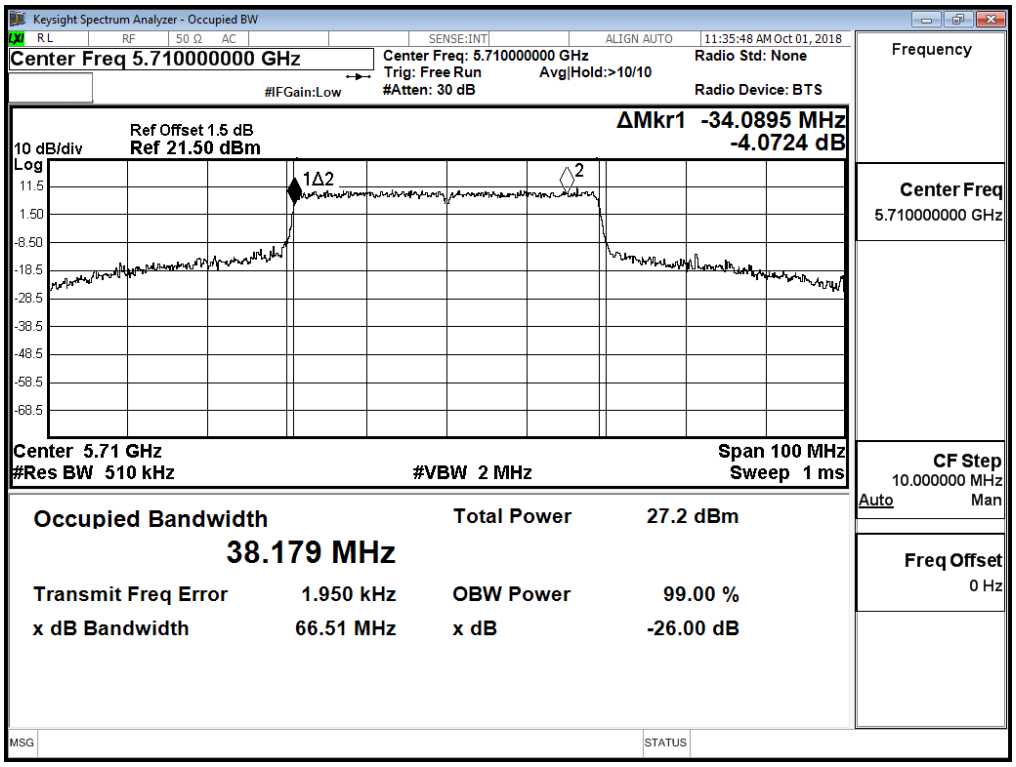

Maximum conducted output power:

Channel 142 (U-NII-2C)

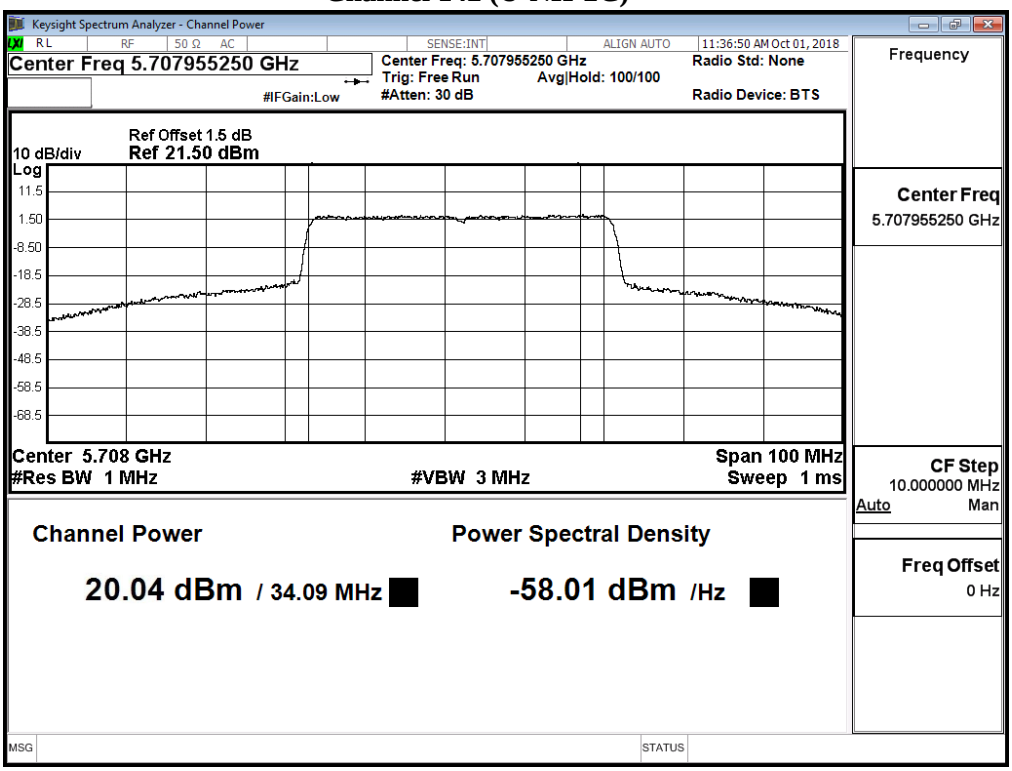

Maximum conducted output power:

Channel 142 (U-NII-3)

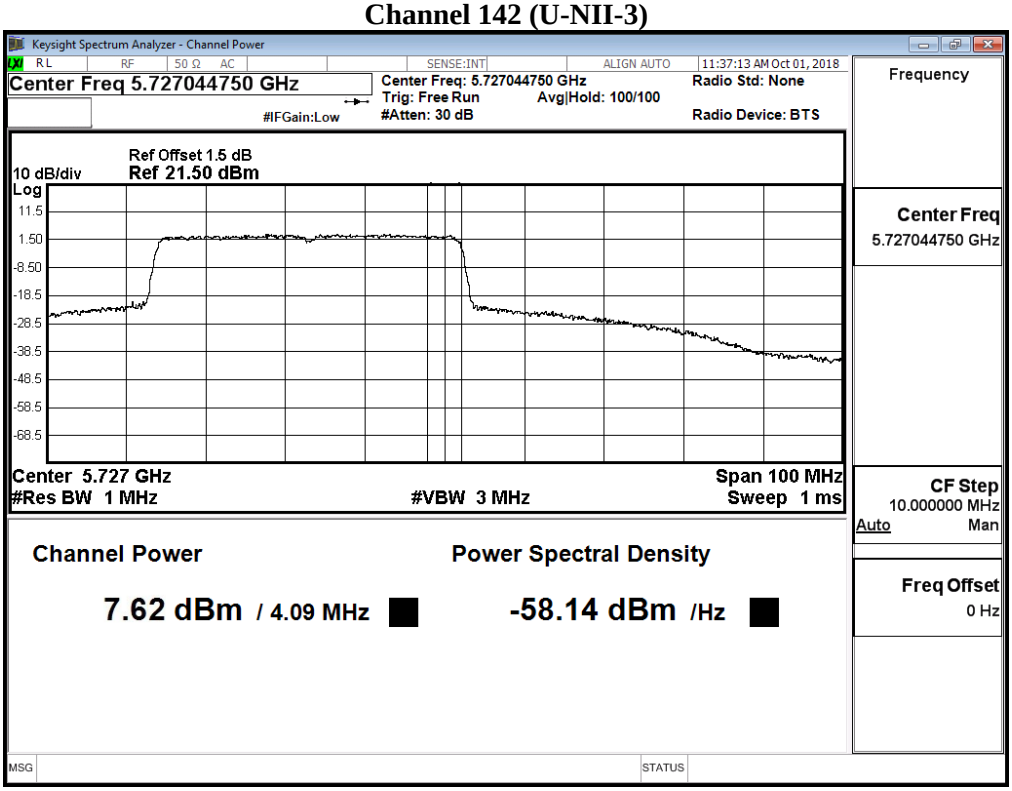

待測物名稱：Intel® Wi-Fi 6 AX201
待測物型號：AX201NGW　　測試項目：峰值發射功率
測試頻道：--　　測試模式：Mode 2: SISO B: 發射器 802.11ax-80BW
6 dB 頻寬：1MHz　　視頻頻寬：3MHz
檢測器：峰值　　環境溫度：21 ℃
測試日期：107 年 10 月 03 日　　環境濕度：53 %

Cable loss=1.5dB		Maximum conducted output power											
Channel No	Frequency (MHz)	Data Rate											
		MCS0	MCS1	MCS2	MCS3	MCS4	MCS5	MCS6	MCS7	MCS8	MCS9	MCS10	MCS11
42	5210	20.28	20.02	19.92	19.8	19.68	19.54	19.43	19.32	19.18	19.07	18.9	18.79
58	5290	17.66	17.55	17.43	17.39	17.28	17.21	17.16	17.08	17.01	16.97	16.92	16.9
106	5530	17.75	--	--	--	--	--	--	--	--	--	--	--
122	5610	20.64	20.51	20.4	20.19	20.04	19.9	19.79	19.65	19.51	19.38	19.19	19.05
138 (U-NII-2C)	5690	20.04	--	--	--	--	--	--	--	--	--	--	--
138 (U-NII-3)	5690	7.62	--	--	--	--	--	--	--	--	--	--	--
155	5775	19.74	19.65	19.62	19.57	19.51	19.5	19.46	19.44	19.37	19.35	19.31	19.29

Note: Maximum conducted output power Value =Reading value on Spectrum Analyzer + cable loss

Maximum conducted output power Measurement:

Channel No	Frequency Range (MHz)	99% Bandwidth (MHz)	Output Power (dBm)	Output Power Limit	
				(dBm)	dBm+10log(BW)
42	5210	--	20.280	20.28	24
58	5290	77.679	17.660	17.66	24
106	5530	77.628	17.750	17.75	24
122	5610	79.705	20.640	20.64	24
138 (U-NII-2C)	5690	74.573	20.040	20.04	24
138 (U-NII-3)	5690	4.573	7.620	7.62	30
155	5775	--	19.740	19.74	30

99% Occupied Bandwidth:

Channel 58

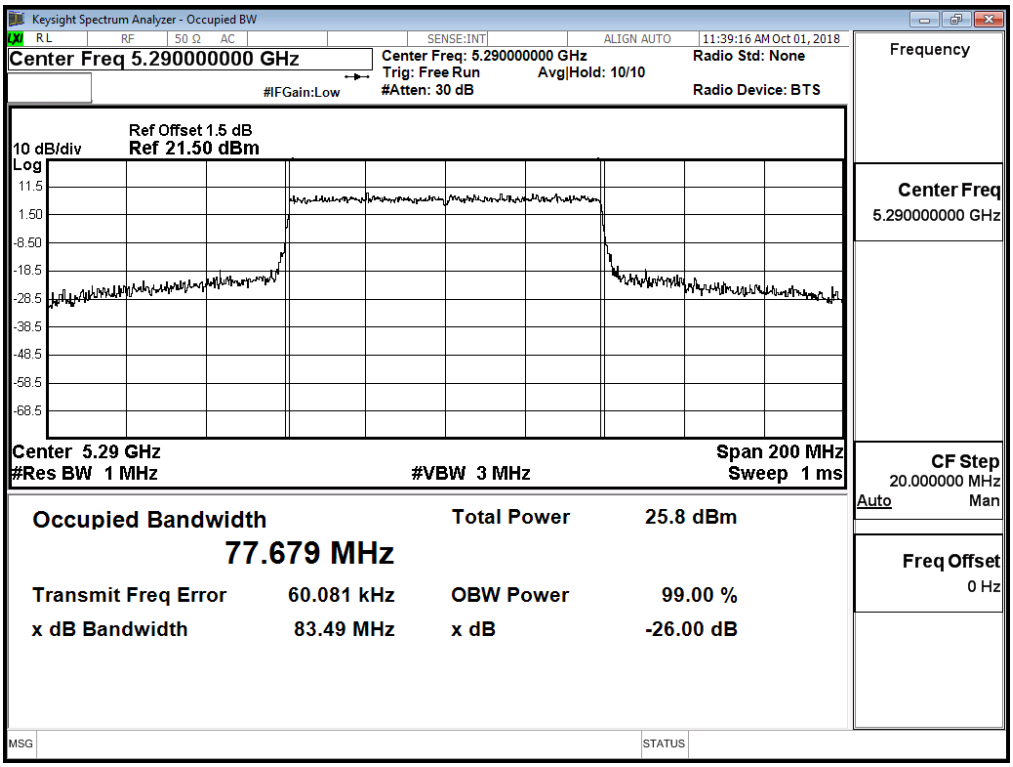

Channel 106

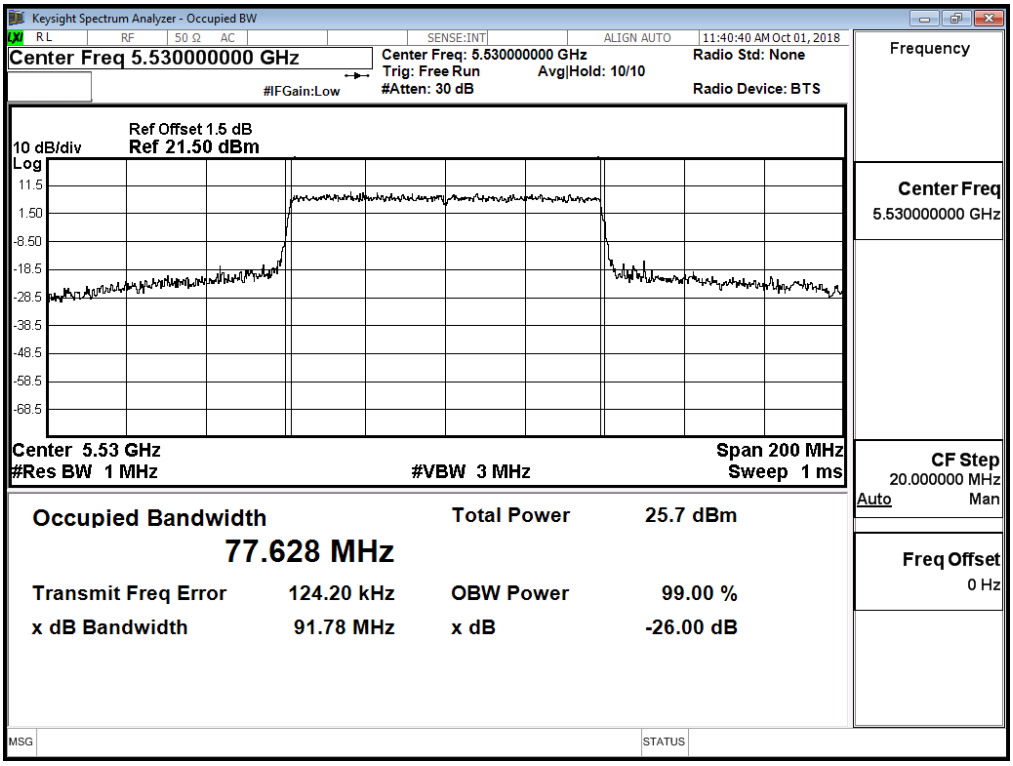

Channel 122

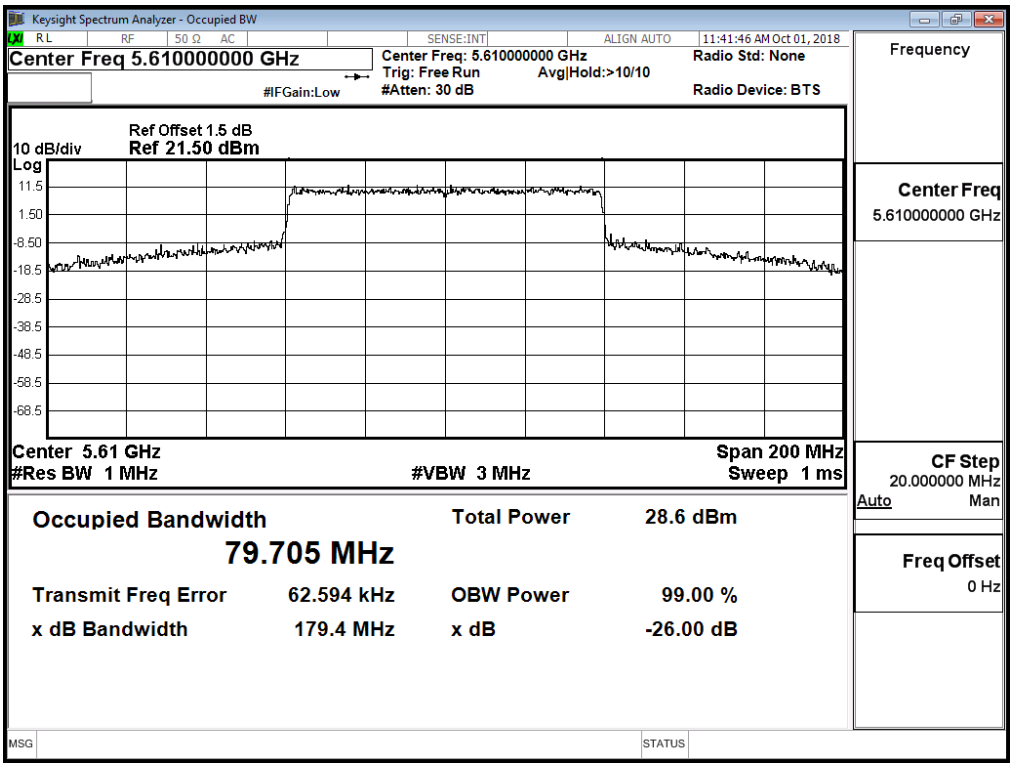

Channel 138

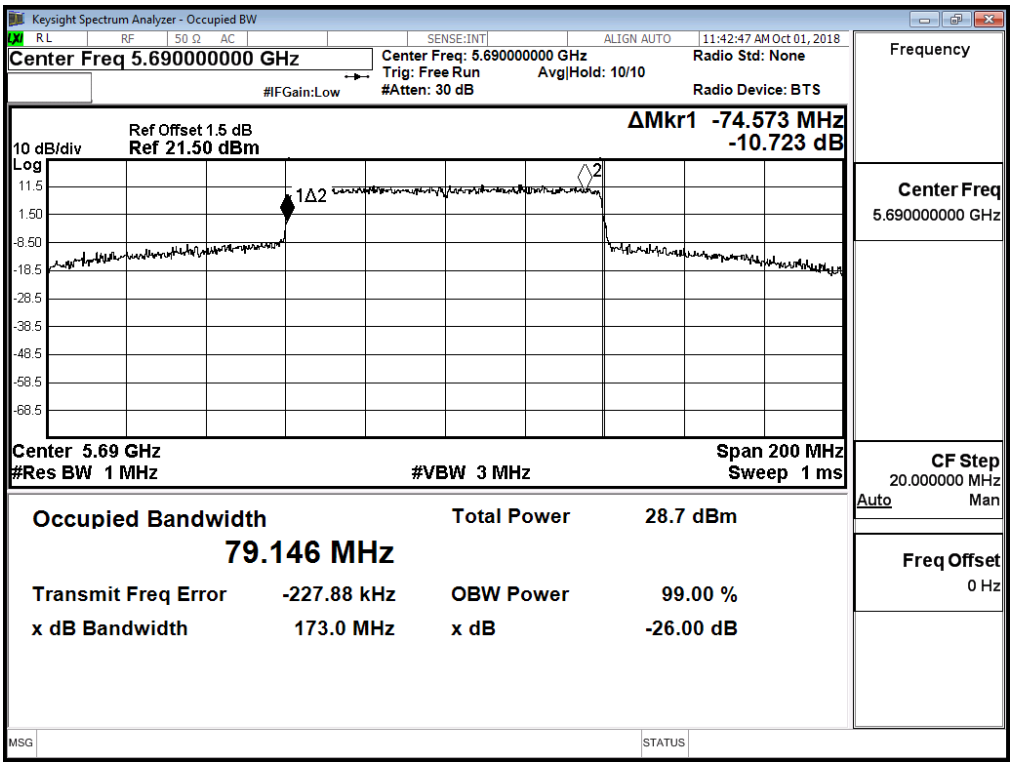

Maximum conducted output power:

Channel 138 (U-NII-2C)

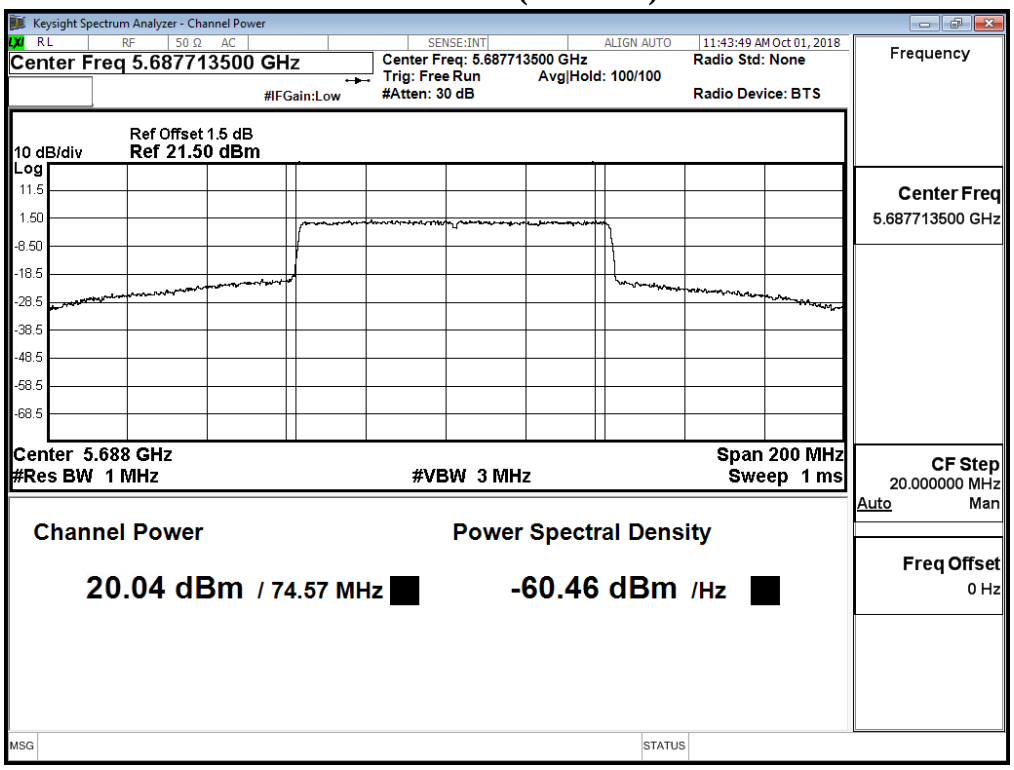

Maximum conducted output power:

Channel 138 (U-NII-3)

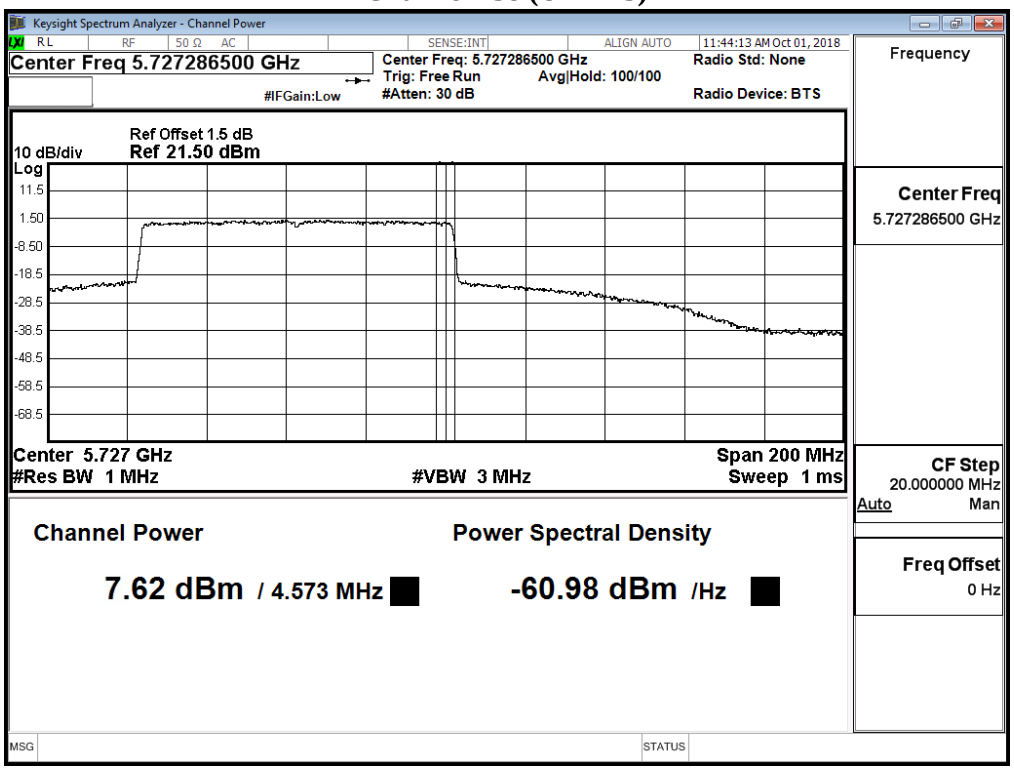

待測物名稱：Intel® Wi-Fi 6 AX201
待測物型號：AX201NGW　　測試項目：峰值發射功率
測試頻道：--　　測試模式：Mode 2: SISO B: 發射器 802.11ax-160BW
6 dB 頻寬：1MHz　　視頻頻寬：3MHz
檢測器：峰值　　環境溫度：21 ℃
測試日期：107 年 10 月 03 日　　環境濕度：53 %

Cable loss=1.5dB		Maximum conducted output power											
Channel No	Frequency (MHz)	Data Rate											
		MCS0	MCS1	MCS2	MCS3	MCS4	MCS5	MCS6	MCS7	MCS8	MCS9	MCS10	MCS11
50 (U-NII-1)	5250	10.15	10.11	10.09	10.07	10.05	10.03	10.01	9.97	9.95	9.94	9.9	9.88
50 (U-NII-2A)	5250	11.27	11.23	11.21	11.2	11.18	11.16	11.14	11.12	11.11	11.08	11.05	11.04
114	5570	14.34	14.28	14.11	14.03	13.94	13.92	13.87	13.83	13.75	13.71	13.68	13.62

Note: Maximum conducted output power Value =Reading value on Spectrum Analyzer + cable loss

Maximum conducted output power Measurement:

Channel No	Frequency Range (MHz)	99% Bandwidth (MHz)	Output Power (dBm)	Output Power Limit	
				(dBm)	dBm+10log(BW)
50 (U-NII-1)	5250	--	10.150	10.15	24
50 (U-NII-2A)	5250	78.550	11.270	11.27	24
114	5570	157.000	14.340	14.34	24

99% Occupied Bandwidth:

Channel 50

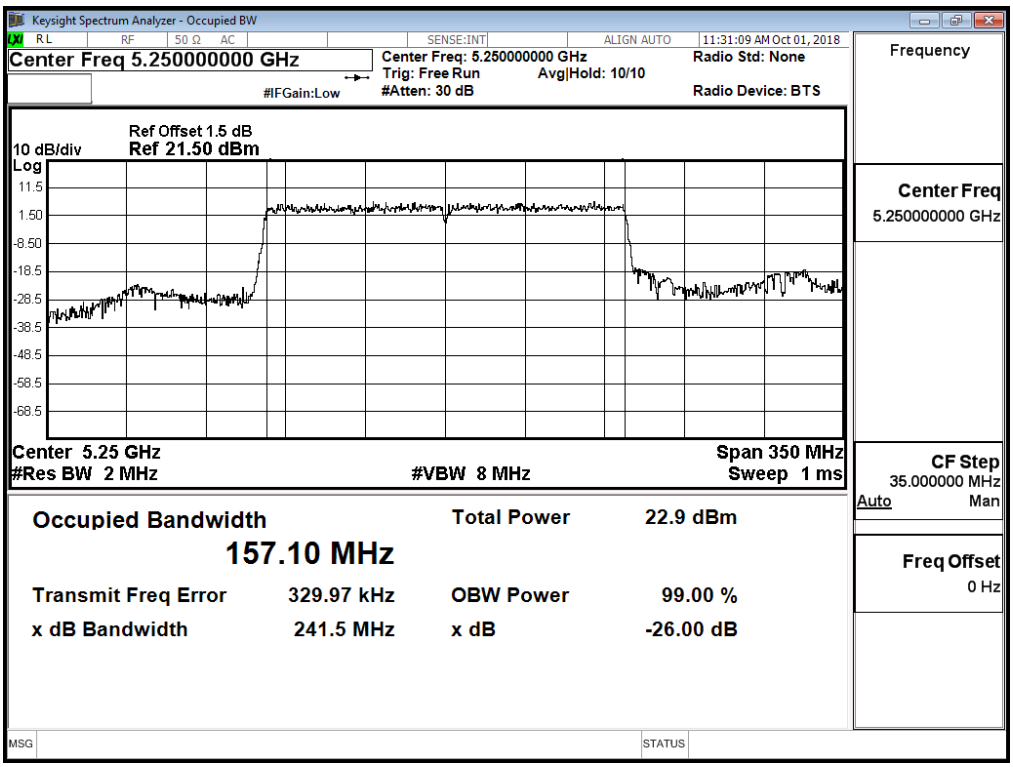

Channel 114

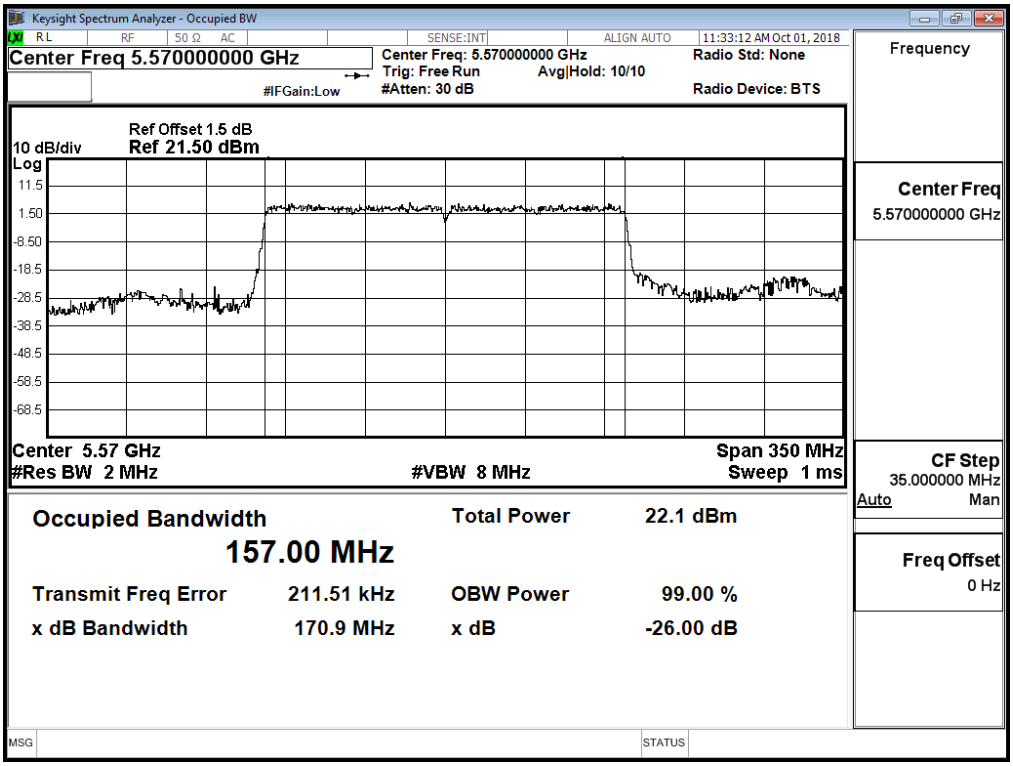

Maximum conducted output power:

Channel 50 (U-NII-1)

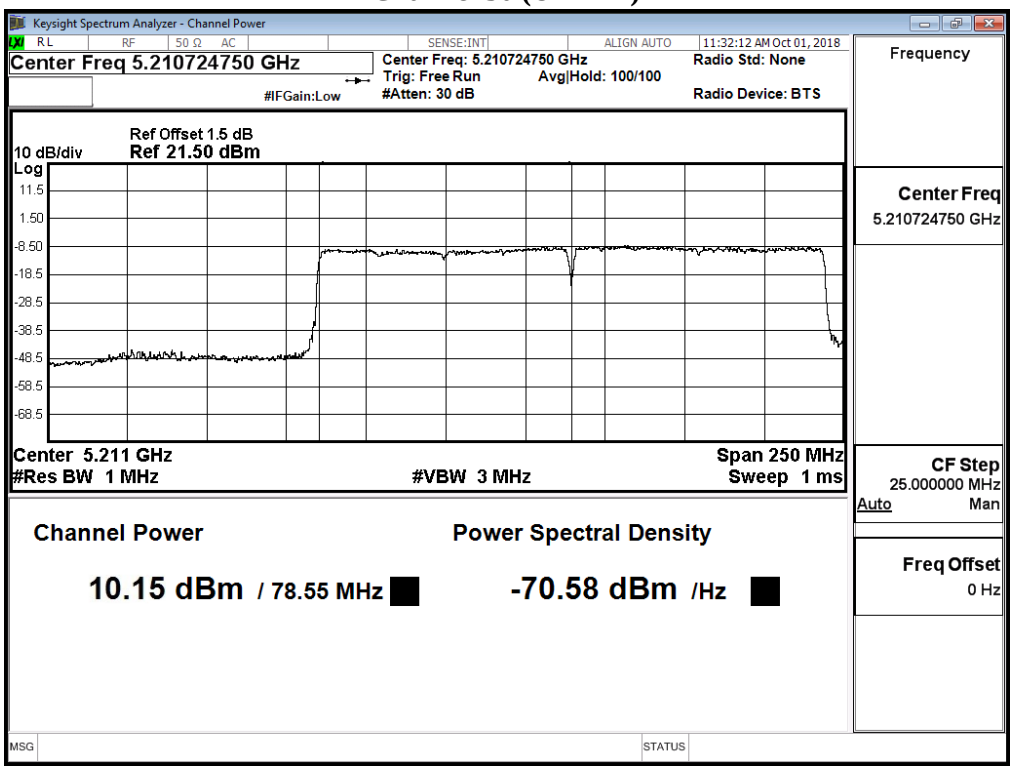

Maximum conducted output power:

Channel 50 (U-NII-2A)

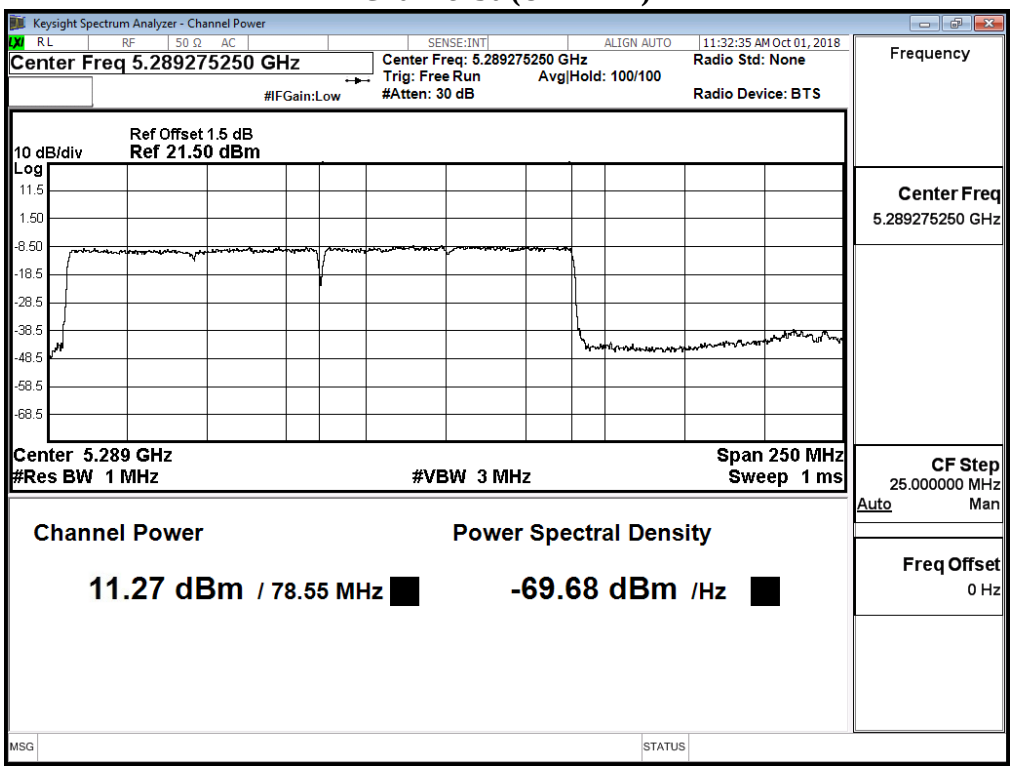

待測物名稱：Intel® Wi-Fi 6 AX201
待測物型號：AX201NGW　　測 試 項 目 ：峰值發射功率
測 試 頻 道 ：--　　測 試 模 式 ：Mode 3: MIMO: 發射器 802.11ax-20BW
檢 測 器 ：峰值　　環 境 溫 度 ：21 ℃
測 試 日 期 ：107 年 10 月 03 日　　環 境 濕 度 ：53 %

Chain A

Cable loss=1.5dB		Maximum conducted output power											
Channel No.	Frequency (MHz)	Data Rate											
		MCS0	MCS1	MCS2	MCS3	MCS4	MCS5	MCS6	MCS7	MCS8	MCS9	MCS10	MCS11
36	5180	15.16	--	--	--	--	--	--	--	--	--	--	--
44	5220	17.96	17.82	17.7	17.59	17.45	17.32	17.19	17.08	16.92	16.81	16.7	16.59
48	5240	17.13	--	--	--	--	--	--	--	--	--	--	--
52	5260	17.39	--	--	--	--	--	--	--	--	--	--	--
60	5300	16.64	16.58	16.51	16.43	16.33	16.24	16.11	16.01	15.89	15.78	15.65	15.53
64	5320	13.15	--	--	--	--	--	--	--	--	--	--	--
100	5500	14.28	--	--	--	--	--	--	--	--	--	--	--
116	5580	17.74	17.62	17.51	17.4	17.29	17.18	17.05	16.91	16.8	16.69	16.57	16.42
140	5700	14.17	--	--	--	--	--	--	--	--	--	--	--
144(U-NII-2C)	5720	16.3	16.28	16.25	16.23	16.21	16.18	16.15	16.13	16.11	16.09	16.07	16.02
144(U-NII-3)	5720	10.5	10.48	10.46	10.42	10.41	10.39	10.32	10.31	10.27	10.24	10.22	10.17
149	5745	17.79	--	--	--	--	--	--	--	--	--	--	--
157	5785	17.74	17.62	17.51	17.4	17.29	17.13	17.02	16.95	16.82	16.71	16.6	16.48
165	5825	17.79	--	--	--	--	--	--	--	--	--	--	--

Note: Maximum conducted output power Value =Reading value on average power meter + cable loss

Chain B

Cable loss=1.5dB		Maximum conducted output power											
Channel No.	Frequency (MHz)	Data Rate											
		MCS0	MCS1	MCS2	MCS3	MCS4	MCS5	MCS6	MCS7	MCS8	MCS9	MCS10	MCS11
36	5180	15.14	--	--	--	--	--	--	--	--	--	--	--
44	5220	17.86	17.74	17.62	17.51	17.4	17.29	17.15	17.02	16.91	16.82	16.7	16.58
48	5240	17.22	--	--	--	--	--	--	--	--	--	--	--
52	5260	17.34	--	--	--	--	--	--	--	--	--	--	--
60	5300	16.75	16.64	16.55	16.41	16.32	16.24	16.12	16.01	15.9	15.79	15.65	15.52
64	5320	13.26	--	--	--	--	--	--	--	--	--	--	--
100	5500	14.27	--	--	--	--	--	--	--	--	--	--	--
116	5580	17.71	17.6	17.49	17.35	17.24	17.12	17.01	16.9	16.79	16.62	16.51	16.38
140	5700	14.27	--	--	--	--	--	--	--	--	--	--	--
144(U-NII-2C)	5720	16.16	16.11	16.08	16.07	16.01	15.98	15.95	15.92	15.91	15.87	15.84	15.82
144(U-NII-3)	5720	10.9	10.87	10.85	10.84	10.82	10.81	10.78	10.74	10.71	10.68	10.65	10.62
149	5745	17.8	--	--	--	--	--	--	--	--	--	--	--
157	5785	17.71	17.6	17.49	17.35	17.21	17.08	16.92	16.82	16.7	16.58	16.46	16.35
165	5825	17.77	--	--	--	--	--	--	--	--	--	--	--

Note: Maximum conducted output power Value =Reading value on average power meter + cable loss

Maximum conducted output power Measurement:

Channel Number	Frequency (MHz)	99% Bandwidth (MHz)	Chain A Power (dBm)	Chain B Power (dBm)	Output Power (dBm)	Output Power Limit	
						(dBm)	dBm+10log(BW)
36	5180	--	15.16	15.14	18.16	24	--
44	5220	--	17.96	17.86	20.92	24	--
48	5240	--	17.13	17.22	20.19	24	--
52	5260	19.047	17.39	17.34	20.38	24	23.80
60	5300	19.053	16.64	16.75	19.71	24	23.80
64	5320	19.017	13.15	13.26	16.22	24	23.79
100	5500	19.021	14.28	14.27	17.29	24	23.79
116	5580	19.062	17.74	17.71	20.74	24	23.80
140	5700	19.056	14.17	14.27	17.23	24	23.80
144(U-NII-2C)	5720	14.527	16.300	16.160	19.24	24	22.62
144(U-NII-3)	5720	--	10.500	10.900	13.71	30	--
149	5745	--	17.79	17.8	20.81	30	--
157	5785	--	17.74	17.71	20.74	30	--
165	5825	--	17.79	17.77	20.79	30	--

Note:

1. Output Power (dBm) = 10LOG (Chain A Power (mW)+ Chain B Power (mW))
2. 99% Bandwidth is the bandwidth of chain A or chain B whichever is less bandwidth, output power limitation is more stringent.

99% Occupied Bandwidth:

Channel 52 (Chain A)

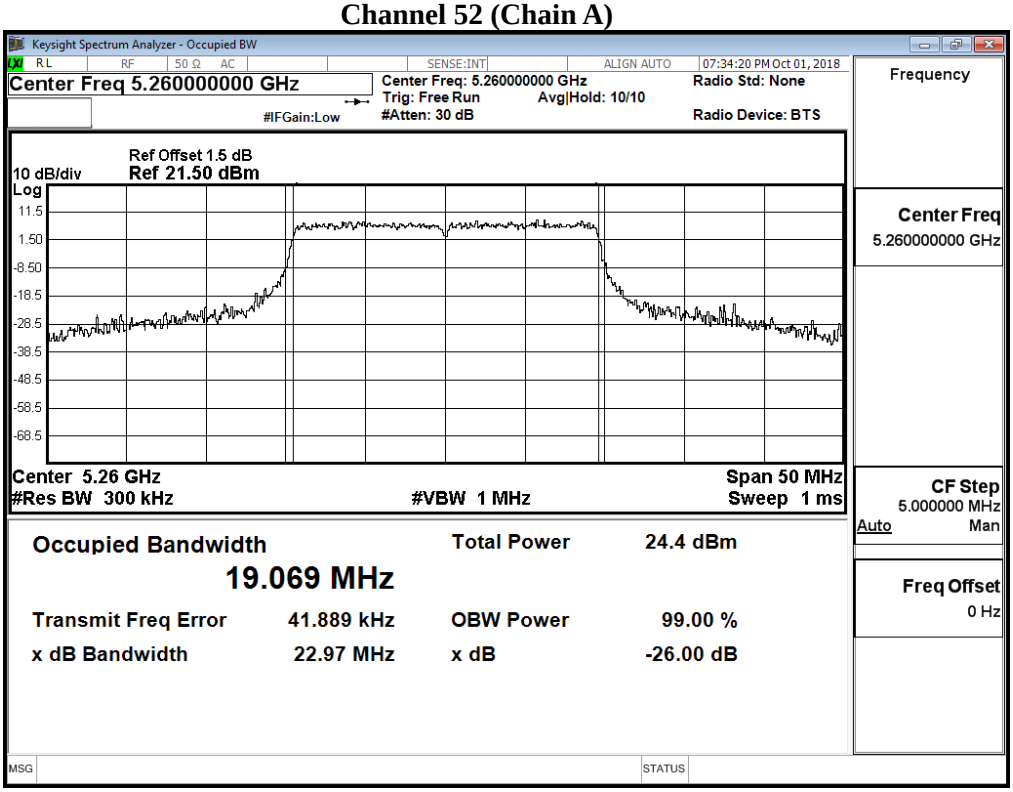

Channel 52 (Chain B)

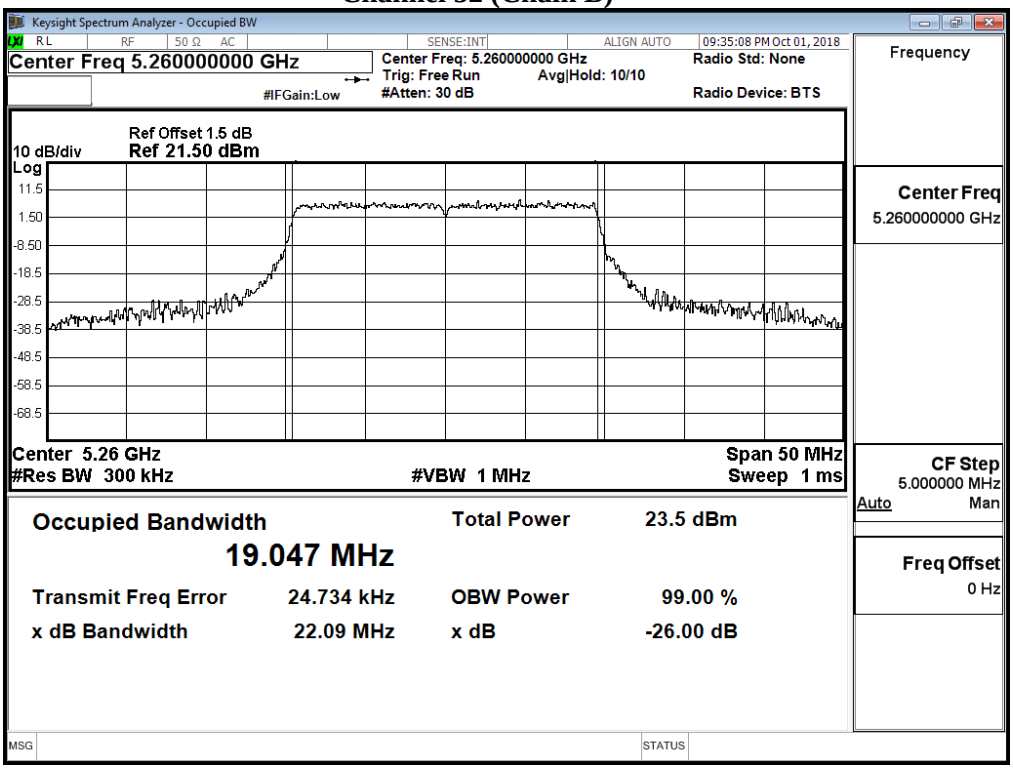

Channel 60 (Chain A)

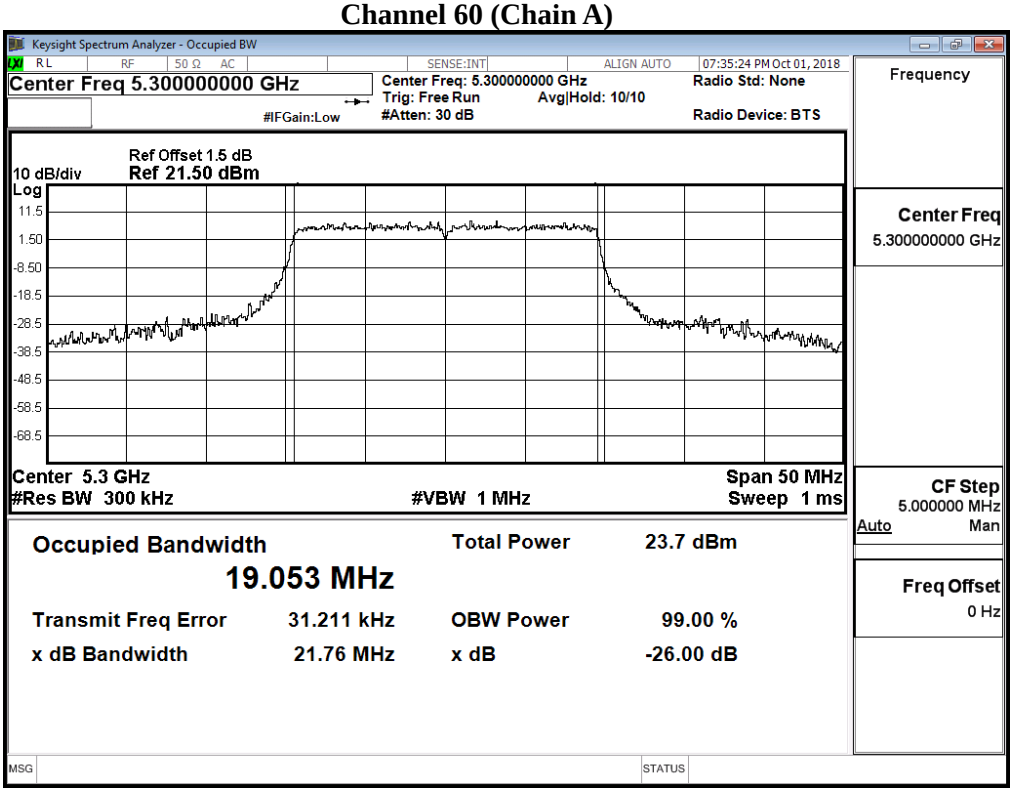

Channel 60 (Chain B)

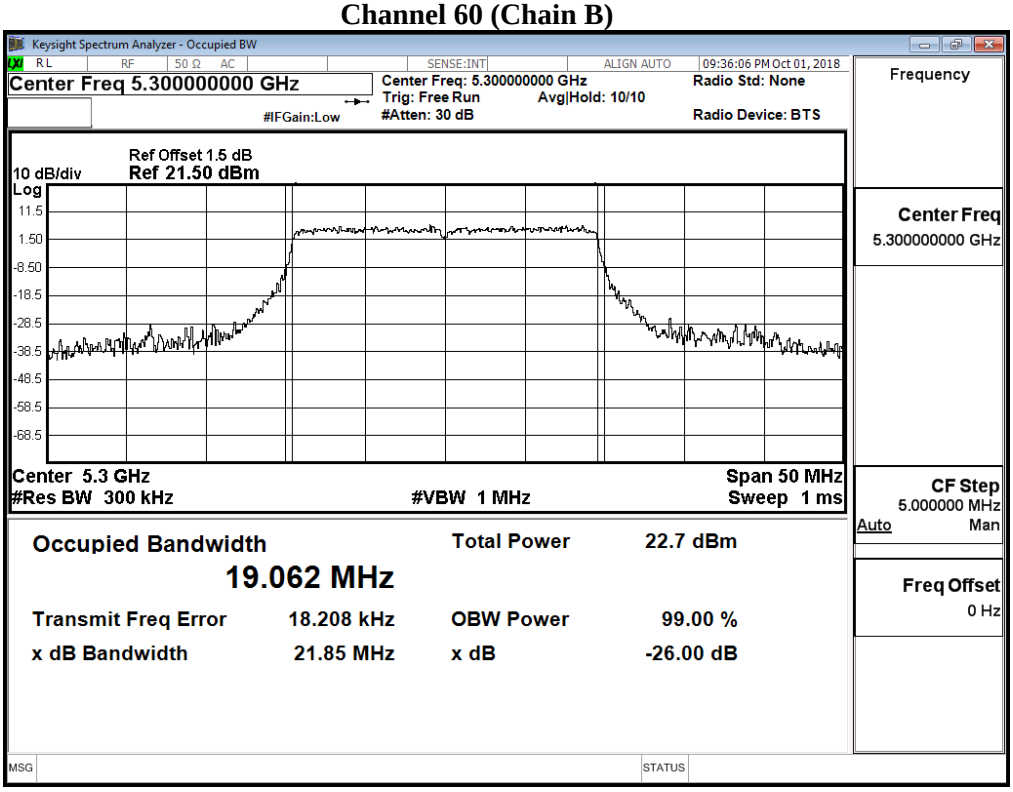

Channel 64 (Chain A)

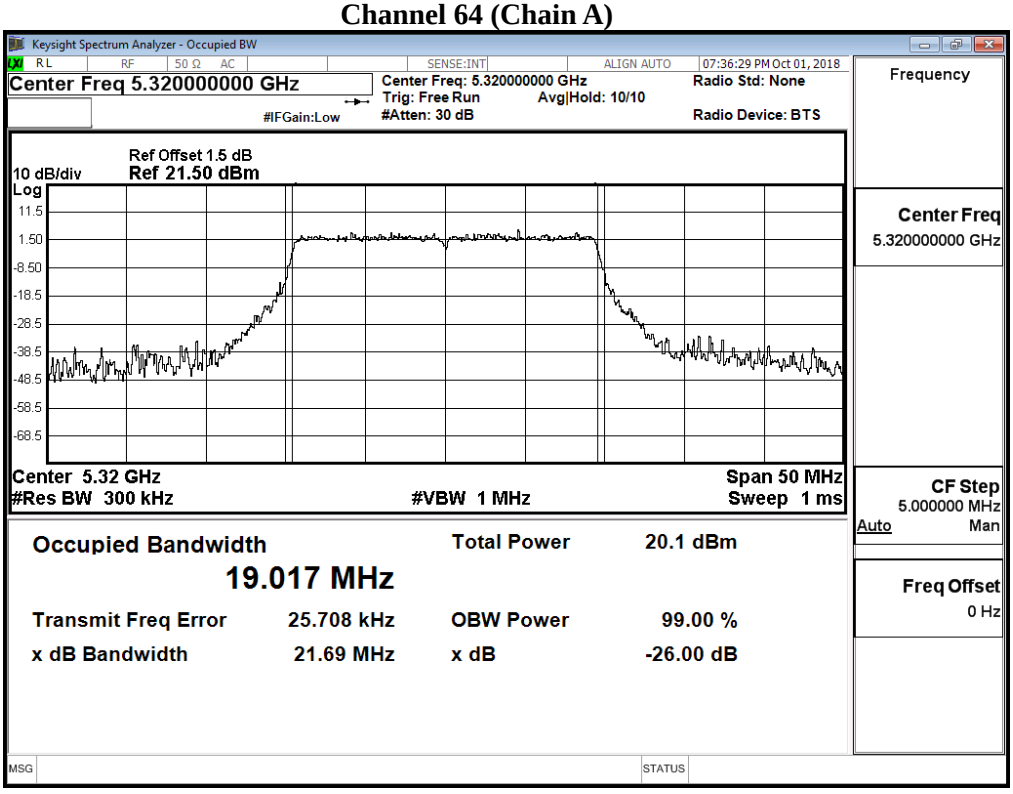

Channel 64 (Chain B)

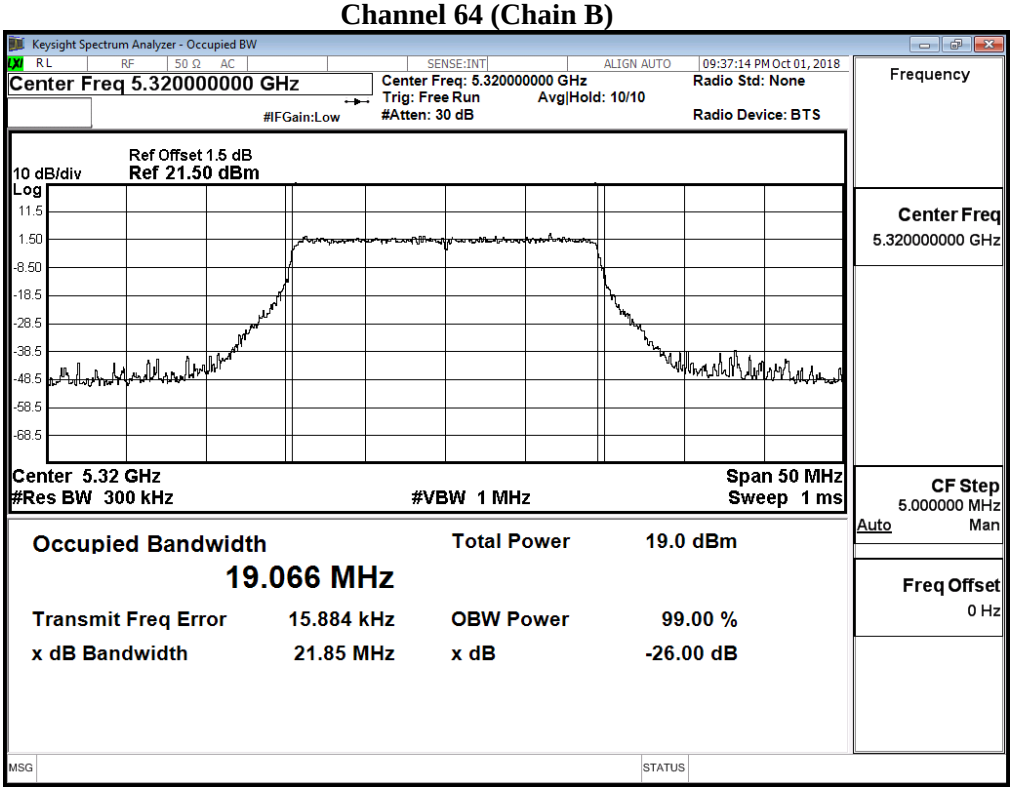

Channel 100 (Chain A)

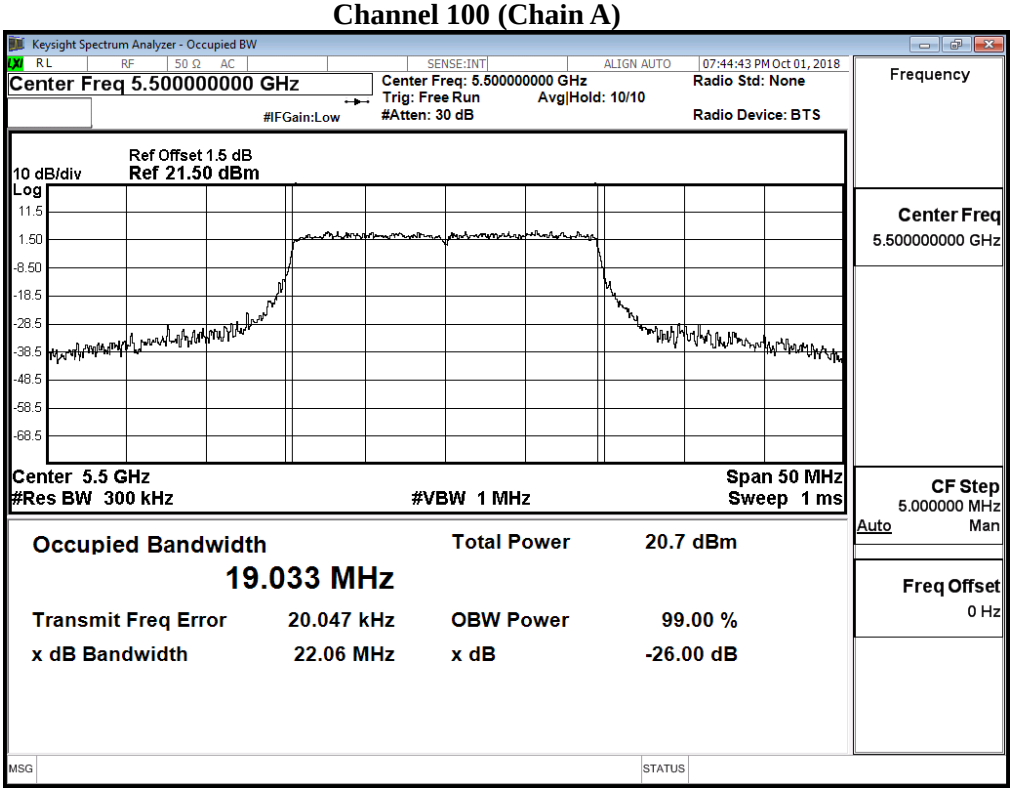

Channel 100 (Chain B)

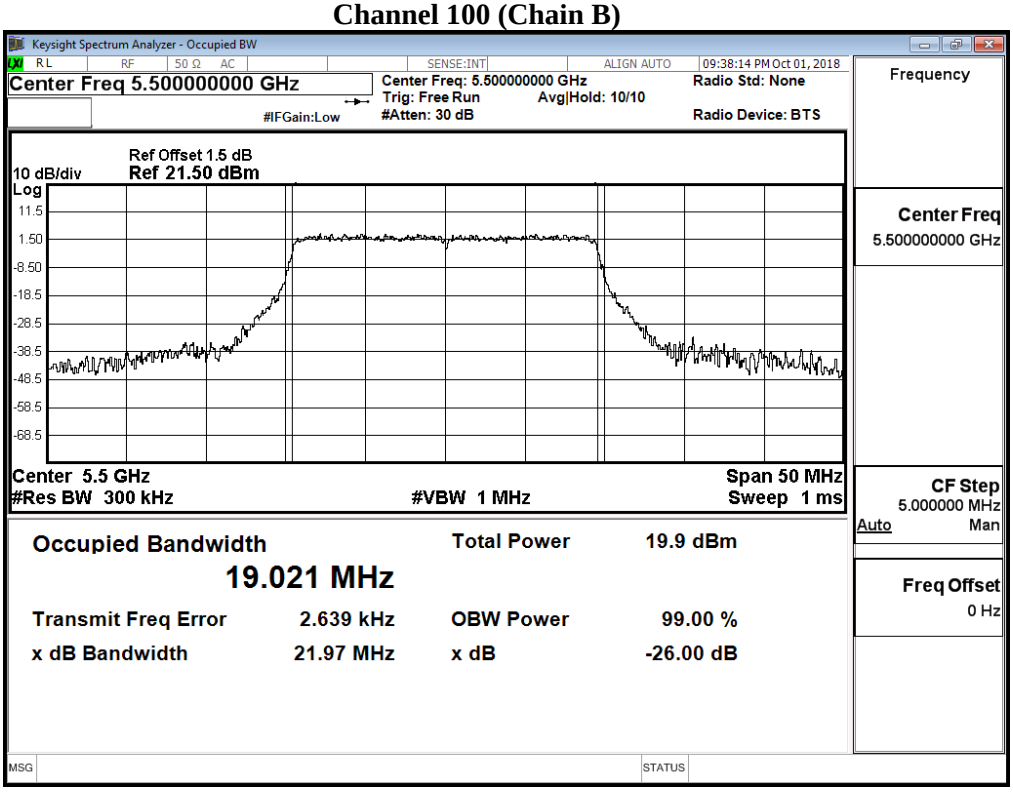

Channel 116 (Chain A)

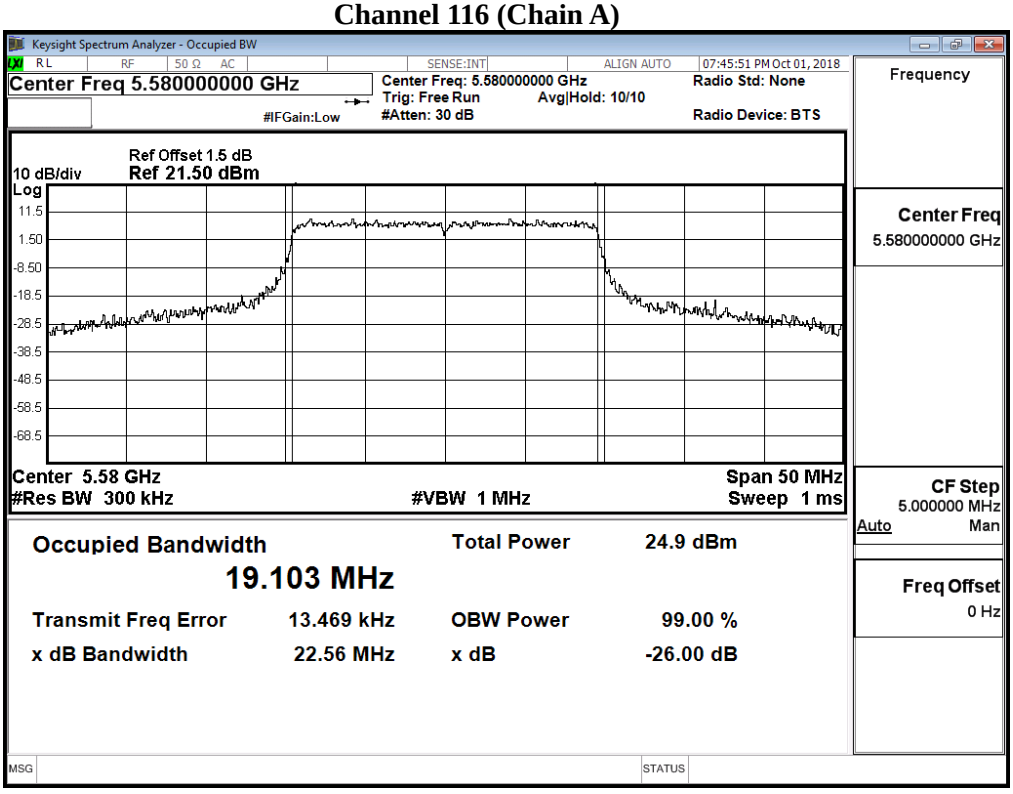

Channel 116 (Chain B)

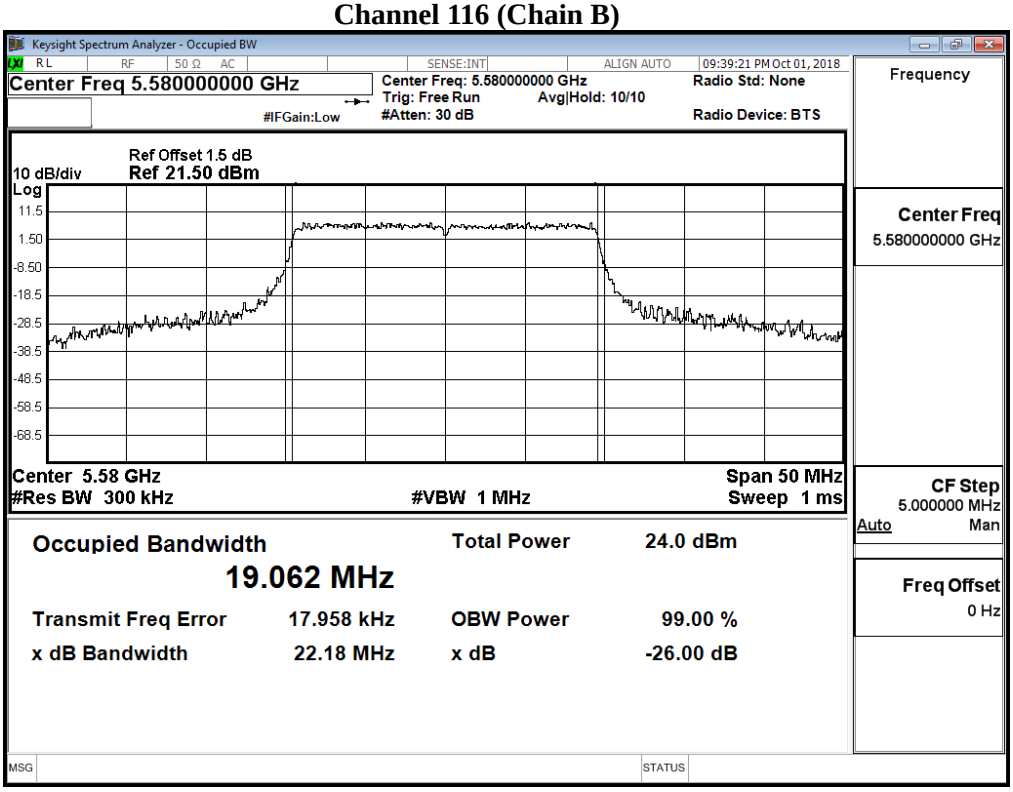

Channel 140 (Chain A)

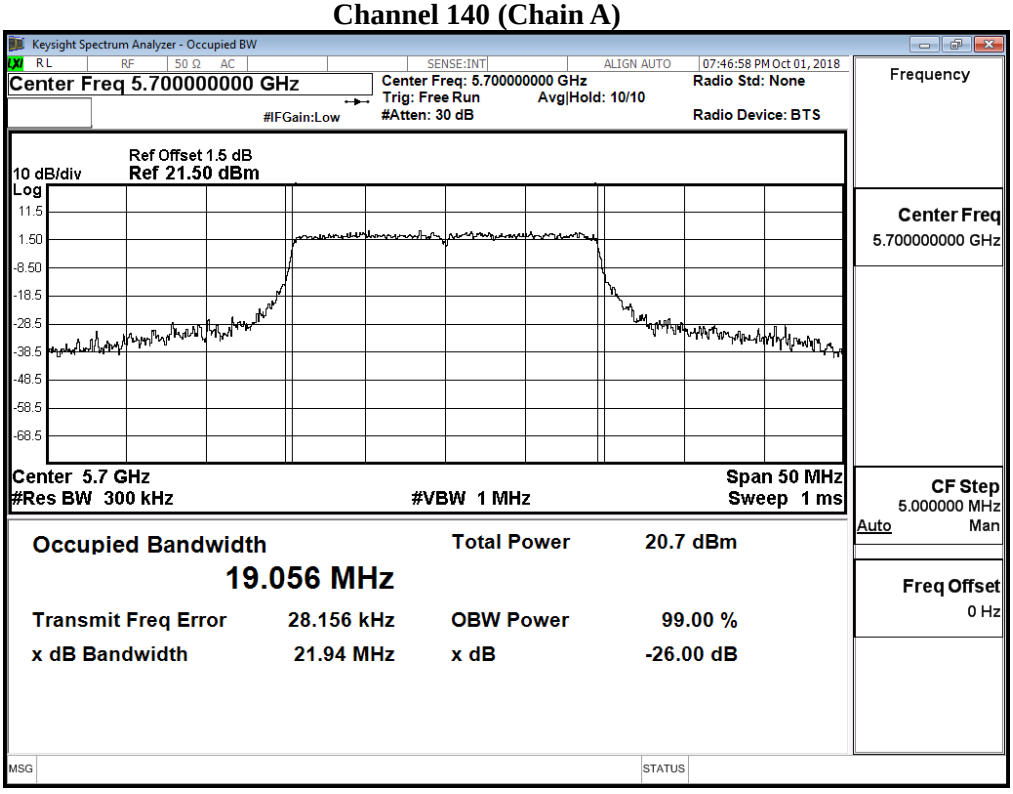

Channel 140 (Chain B)

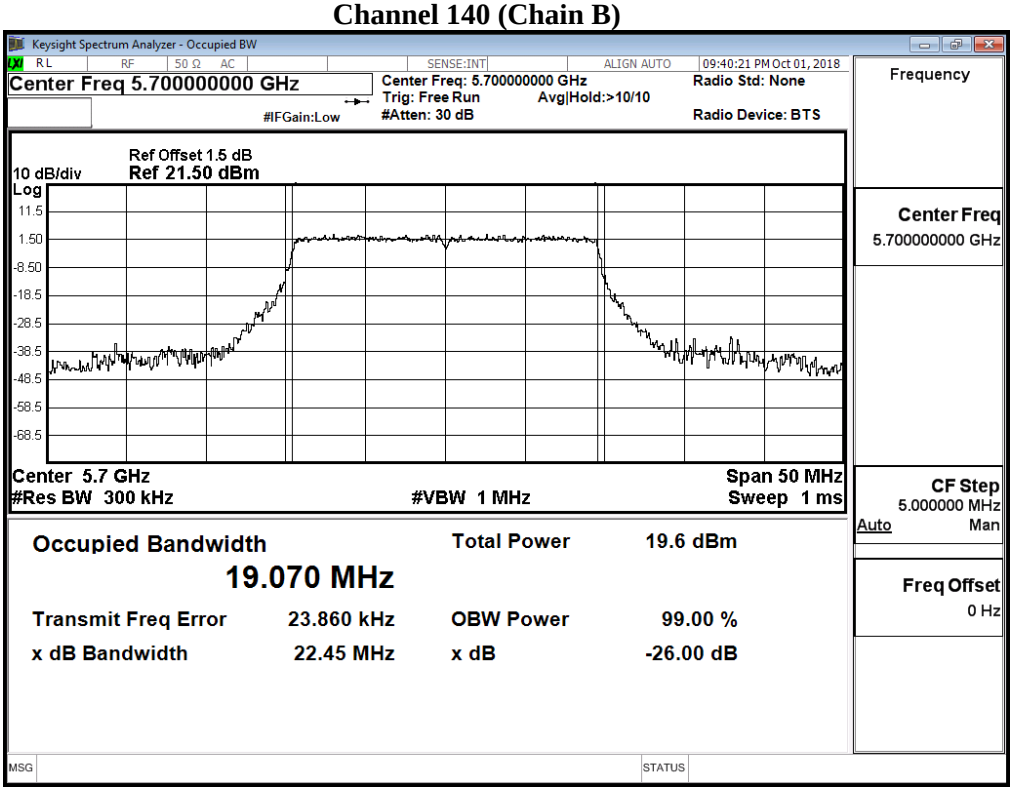

Channel 144 (Chain A)

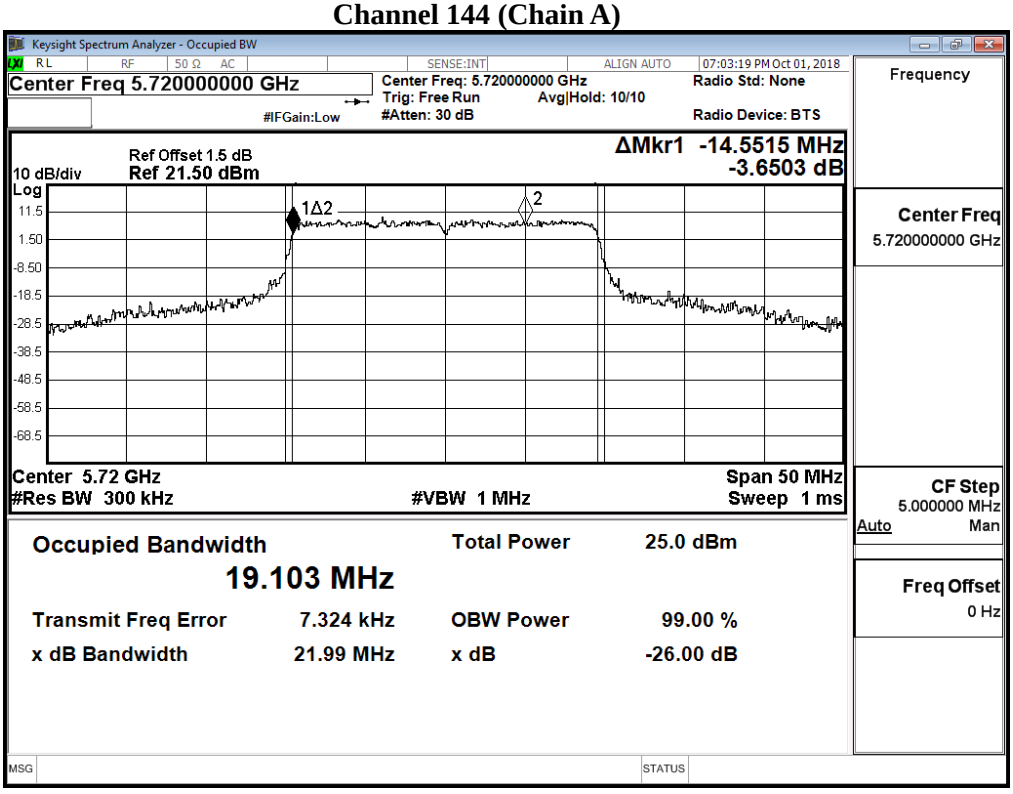

Channel 144 (Chain B)

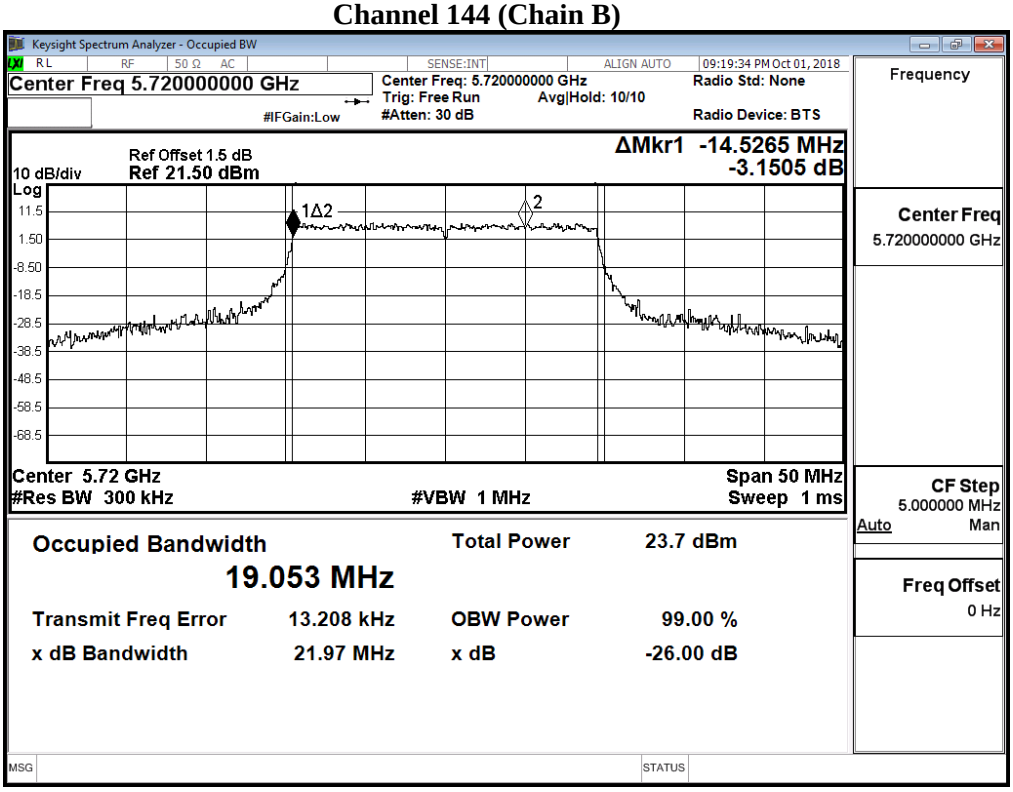

Maximum conducted output power:

Channel 144 (U-NII-2C) (Chain A)

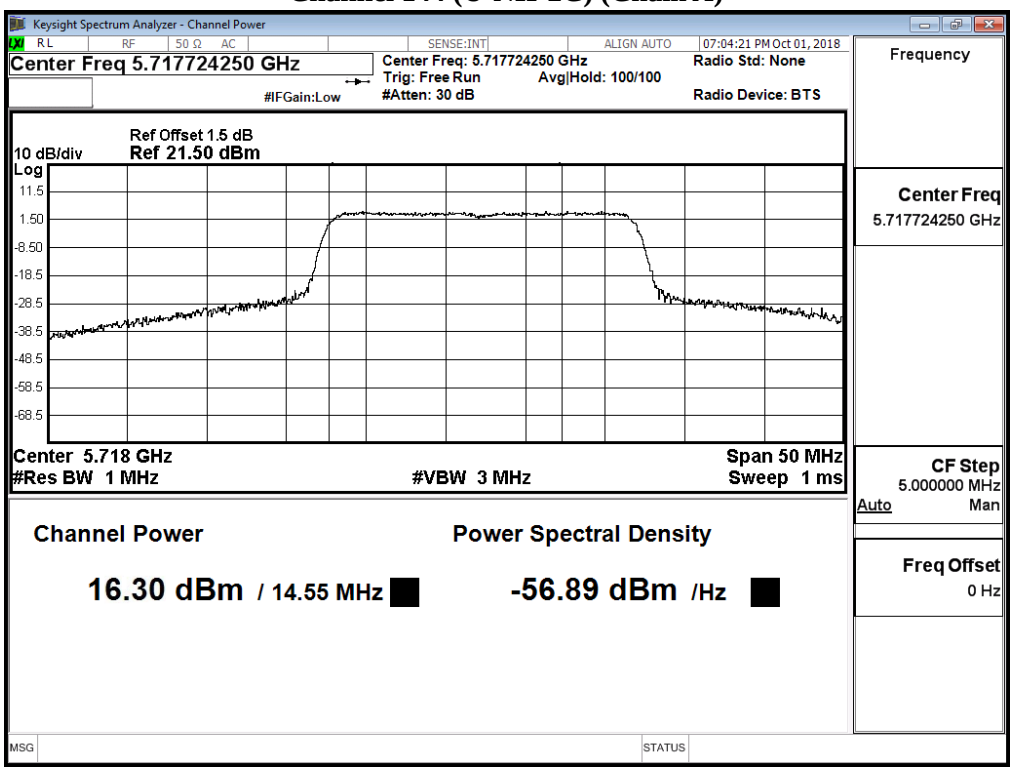

Maximum conducted output power:

Channel 144 (U-NII-3) (Chain A)

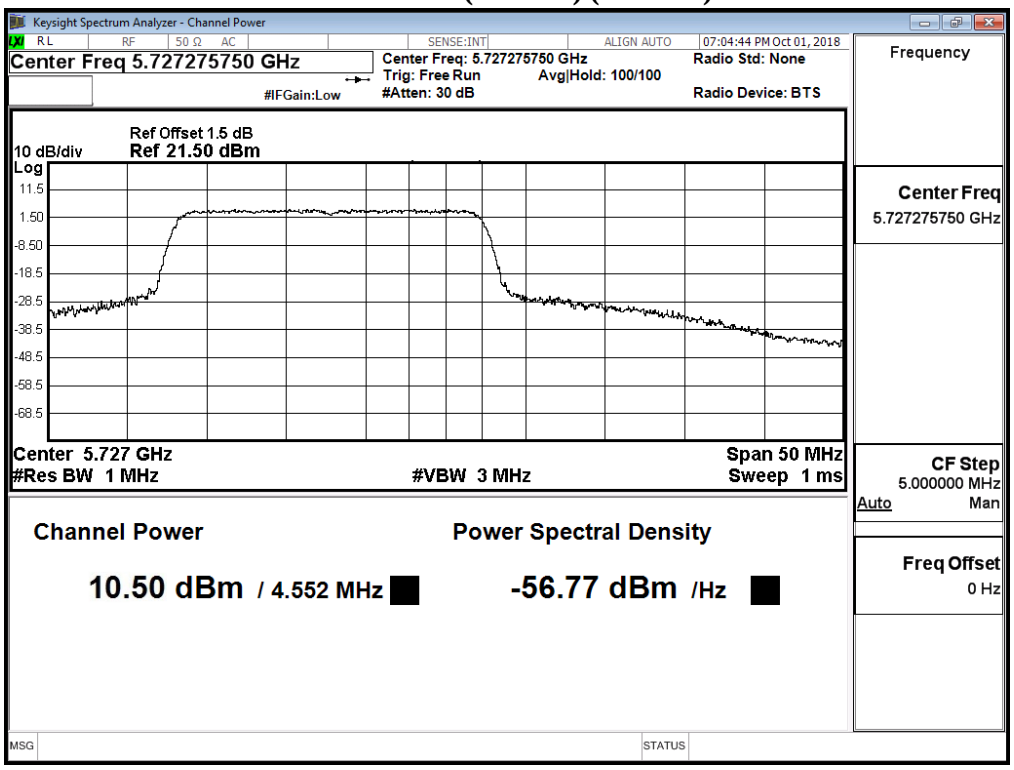

Maximum conducted output power:

Channel 144 (U-NII-2C) (Chain B)

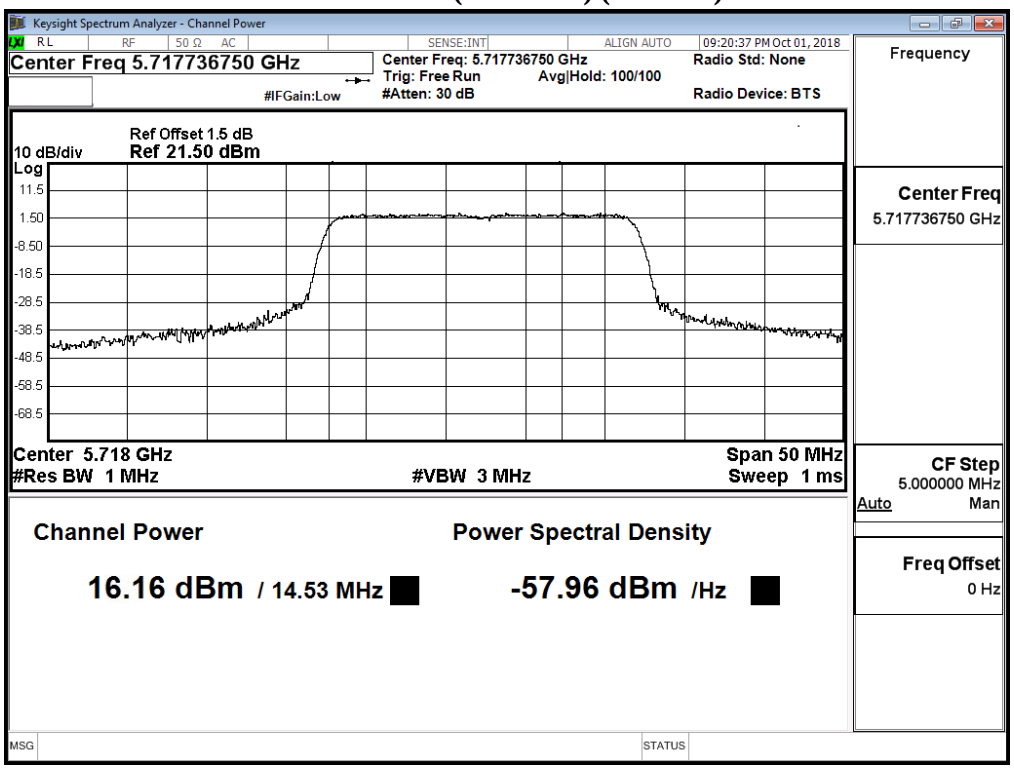

Maximum conducted output power:

Channel 144 (U-NII-3) (Chain B)

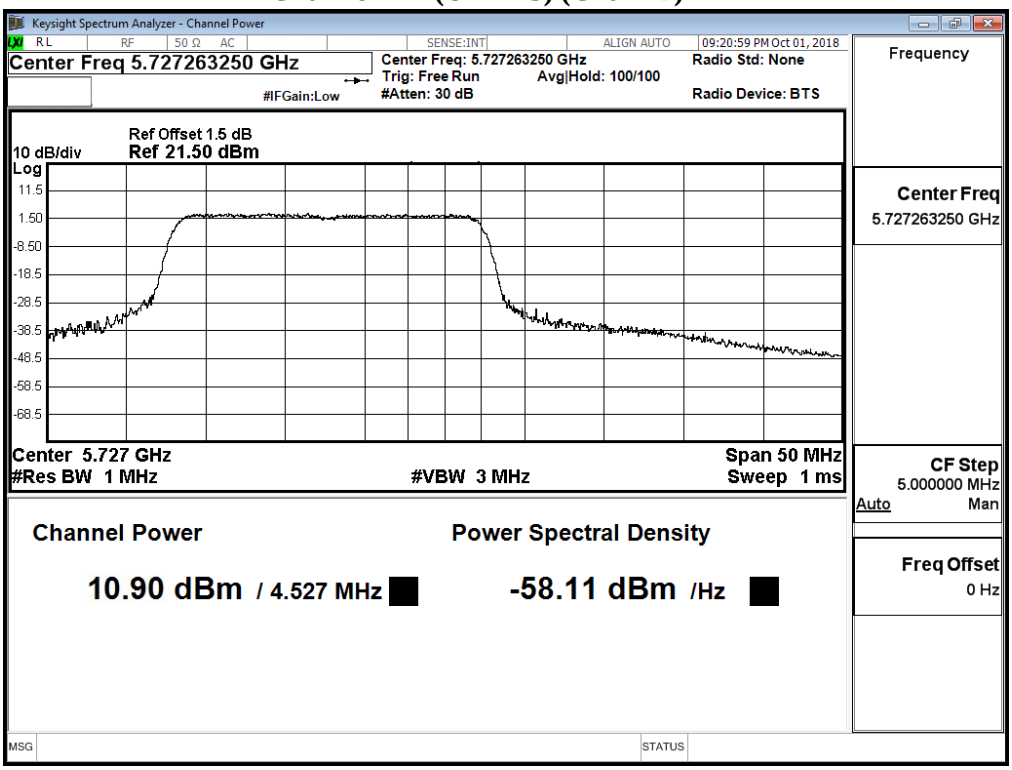

待測物名稱：Intel® Wi-Fi 6 AX201
待測物型號：AX201NGW　　測試項目：峰值發射功率
測試頻道：--　　測試模式：Mode 3: MIMO: 發射器 802.11ax-40BW
檢測器：峰值　　環境溫度：21 ℃
測試日期：107 年 10 月 03 日　　環境濕度：53 %

Chain A

Cable loss=1.5dB		Maximum conducted output power											
Channel No.	Frequency (MHz)	Data Rate											
		MCS0	MCS1	MCS2	MCS3	MCS4	MCS5	MCS6	MCS7	MCS8	MCS9	MCS10	MCS11
38	5190	15.24	--	--	--	--	--	--	--	--	--	--	--
46	5230	16.97	16.89	16.76	16.64	16.51	16.42	16.35	16.24	16.11	16.01	15.9	15.79
54	5270	16.72	--	--	--	--	--	--	--	--	--	--	--
62	5310	13.14	13.03	12.91	12.83	12.76	12.65	12.51	12.4	12.29	12.18	12.05	11.94
102	5510	14.26	--	--	--	--	--	--	--	--	--	--	--
110	5550	17.77	17.69	17.61	17.52	17.41	17.29	17.16	17.05	16.91	16.82	16.7	16.58
134	5670	16.59	--	--	--	--	--	--	--	--	--	--	--
142(U-NII-2C)	5710	16.61	16.57	16.52	16.51	16.47	16.43	16.41	16.38	16.37	16.35	16.31	16.28
142(U-NII-3)	5710	7.45	7.41	7.38	7.34	7.32	7.31	7.27	7.26	7.24	7.22	7.21	7.19
151	5755	17.75	--	--	--	--	--	--	--	--	--	--	--
159	5795	17.83	17.7	17.59	17.46	17.35	17.22	17.1	16.98	16.82	16.71	16.6	16.49

Note: Maximum conducted output power Value =Reading value on average power meter + cable loss

Chain B

Cable loss=1.5dB		Maximum conducted output power											
Channel No.	Frequency (MHz)	Data Rate											
		MCS0	MCS1	MCS2	MCS3	MCS4	MCS5	MCS6	MCS7	MCS8	MCS9	MCS10	MCS11
38	5190	15.14	--	--	--	--	--	--	--	--	--	--	--
46	5230	16.88	16.81	16.72	16.59	16.51	16.42	16.31	16.2	16.04	15.92	15.81	15.7
54	5270	16.67	--	--	--	--	--	--	--	--	--	--	--
62	5310	13.15	13.07	12.98	12.91	12.8	12.71	12.58	12.43	12.31	12.19	12.07	11.92
102	5510	14.28	--	--	--	--	--	--	--	--	--	--	--
110	5550	17.66	17.59	17.51	17.39	17.28	17.19	17.12	17.01	16.9	16.79	16.65	16.52
134	5670	16.72	--	--	--	--	--	--	--	--	--	--	--
142(U-NII-2C)	5710	16.65	16.64	16.62	16.59	16.57	16.55	16.51	16.47	16.42	16.41	16.38	16.34
142(U-NII-3)	5710	7.1	7.08	7.05	7.02	6.99	6.95	6.94	6.92	6.88	6.87	6.85	6.82
151	5755	17.64	--	--	--	--	--	--	--	--	--	--	--
159	5795	17.76	17.62	17.51	17.4	17.29	17.15	17.04	16.92	16.81	16.7	16.58	16.45

Note: Maximum conducted output power Value =Reading value on average power meter + cable loss

Maximum conducted output power Measurement:

Channel Number	Frequency (MHz)	99% Bandwidth (MHz)	Chain A Power (dBm)	Chain B Power (dBm)	Output Power (dBm)	Output Power Limit	
						(dBm)	dBm+10log(BW)
38	5190	--	15.24	15.14	18.20	24	--
46	5230	--	16.97	16.88	19.94	24	--
54	5270	37.782	16.72	16.67	19.71	24	26.77
62	5310	37.824	13.14	13.15	16.16	24	26.78
102	5510	37.846	14.26	14.28	17.28	24	26.78
110	5550	37.869	17.77	17.66	20.73	24	26.78
134	5670	37.872	16.59	16.72	19.67	24	26.78
142(U-NII-2C)	5710	33.943	16.610	16.650	19.64	24	26.31
142(U-NII-3)	5710	--	7.450	7.100	10.29	30	--
151	5755	--	17.75	17.64	20.71	30	--
159	5795	--	17.83	17.76	20.81	30	--

Note:

1. Output Power (dBm) = 10LOG (Chain A Power (mW)+ Chain B Power (mW))
2. 99% Bandwidth is the bandwidth of chain A or chain B whichever is less bandwidth, output power limitation is more stringent.

99% Occupied Bandwidth:

Channel 54 (Chain A)

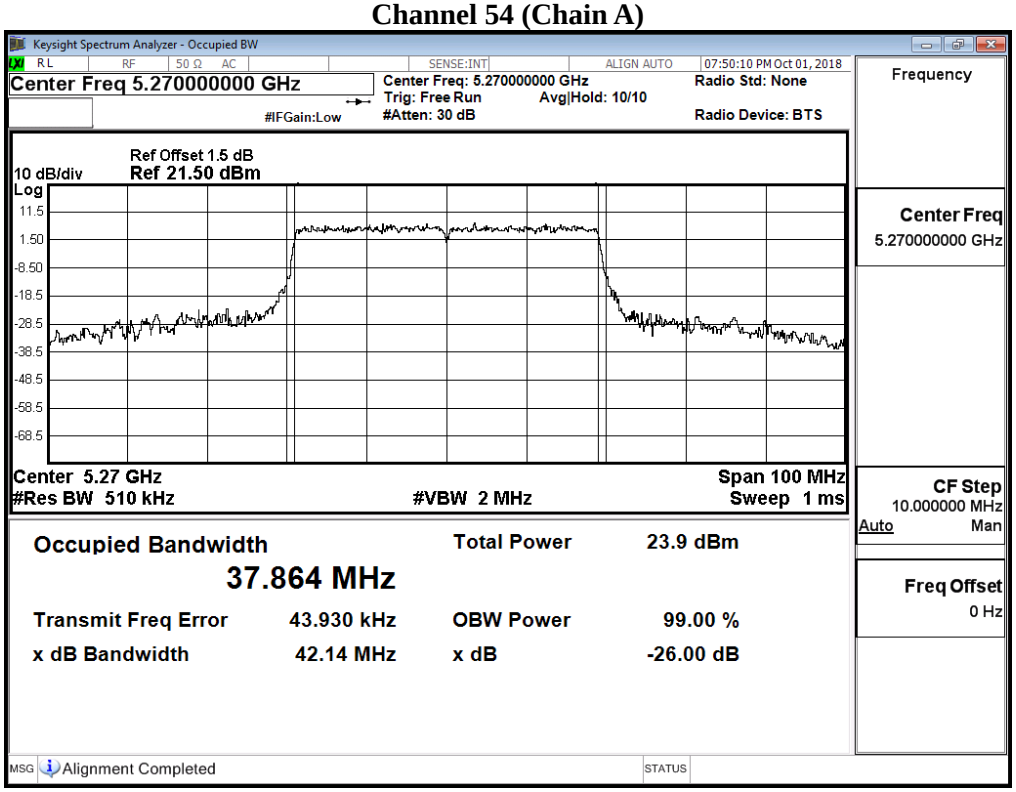

Channel 54 (Chain B)

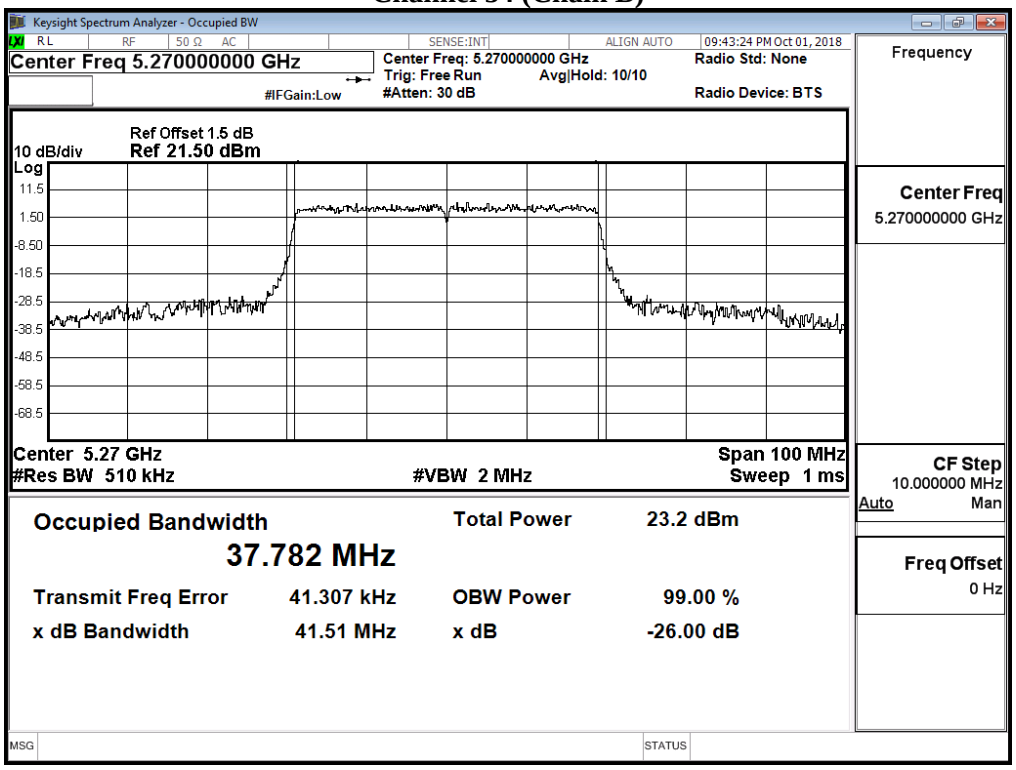

Channel 62 (Chain A)

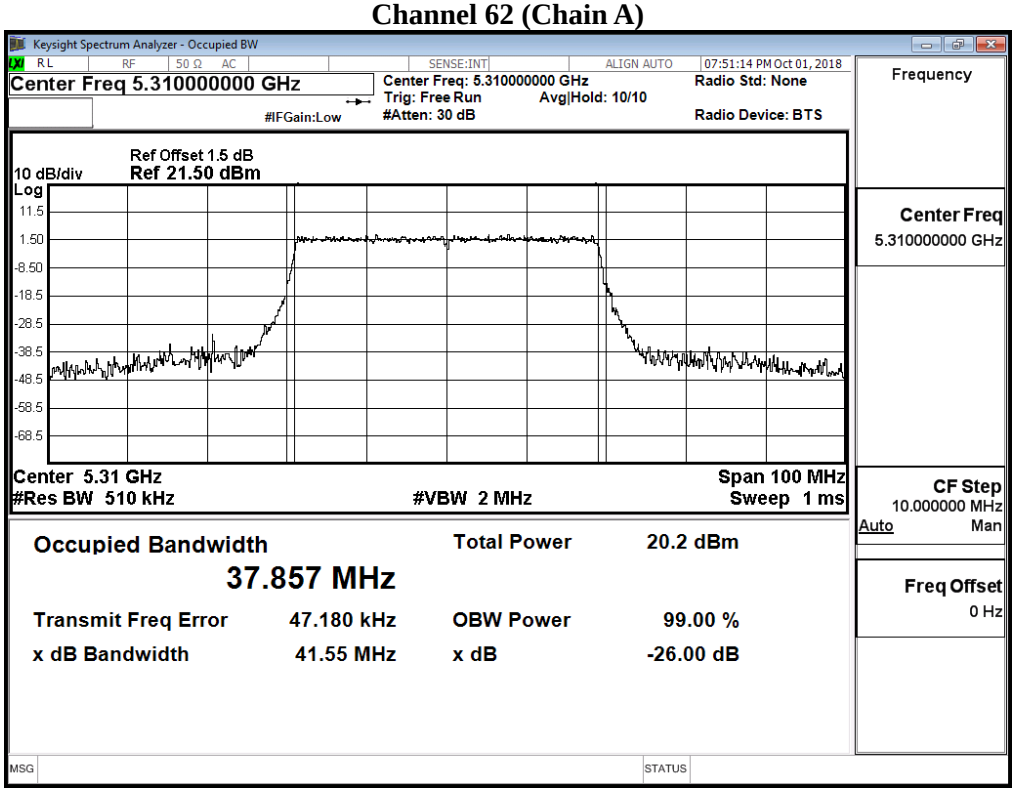

Channel 62 (Chain B)

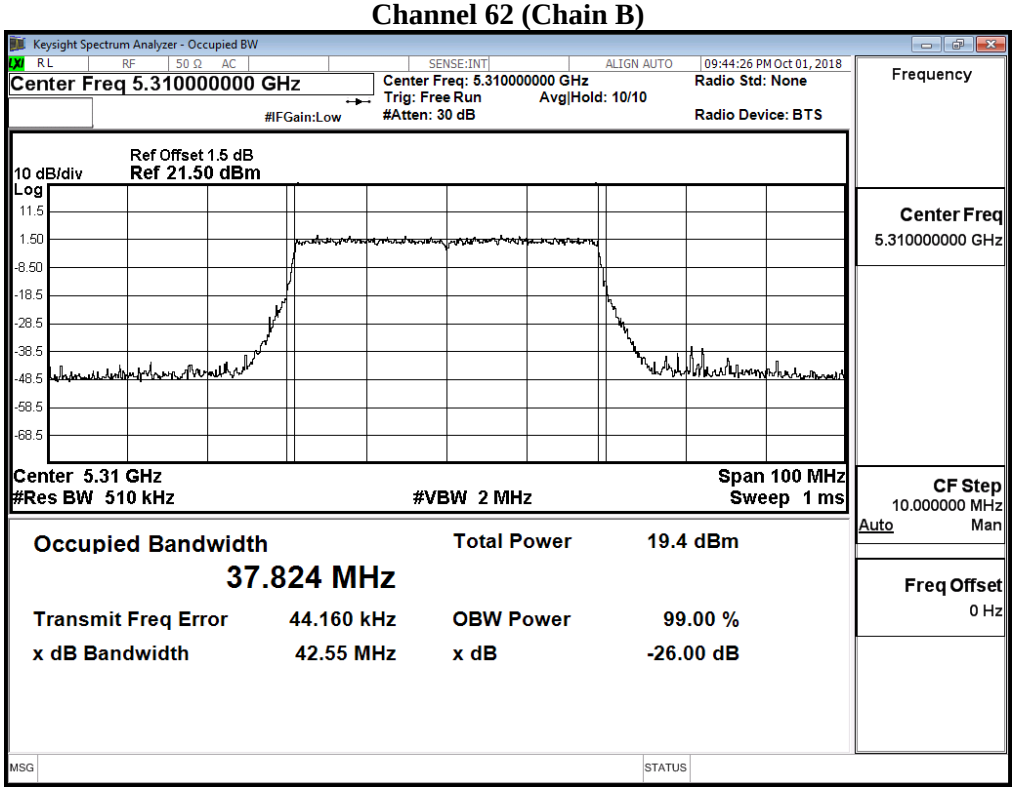

Channel 102 (Chain A)

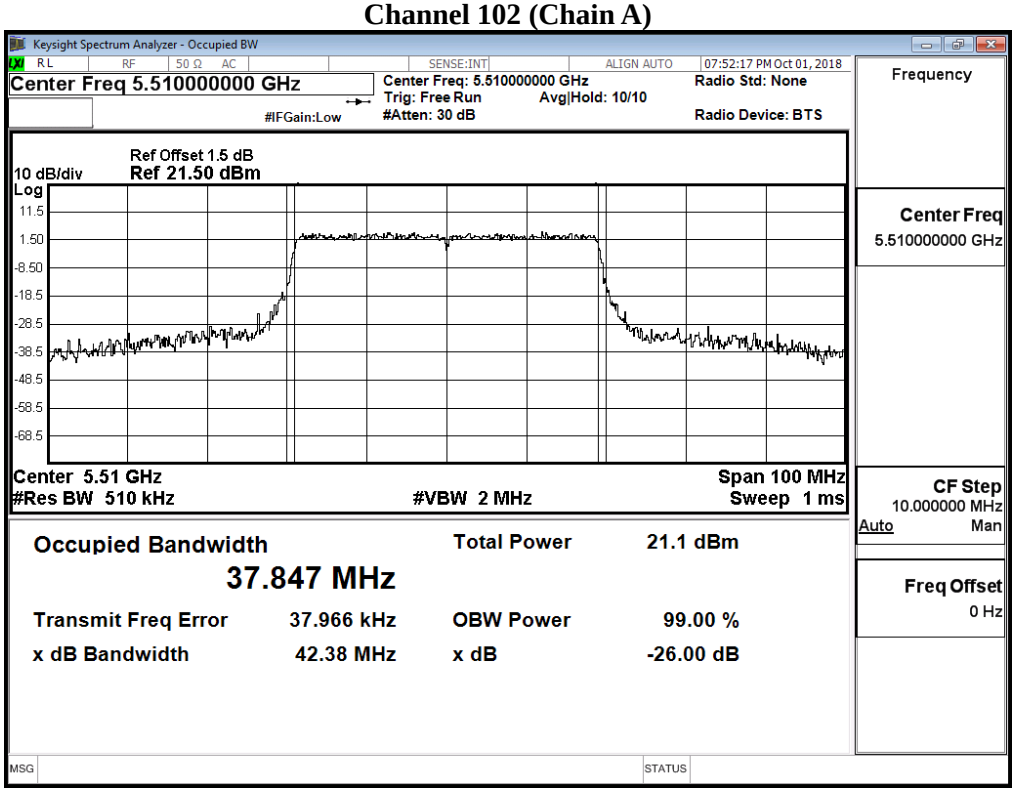

Channel 102 (Chain B)

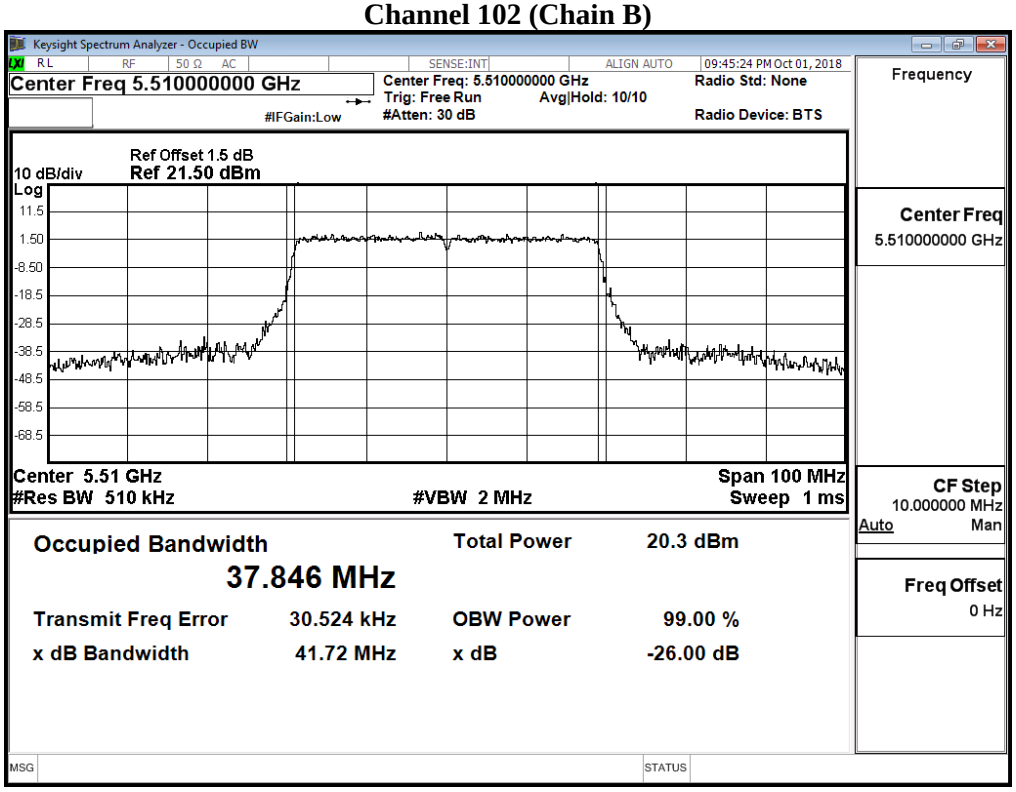

Channel 110 (Chain A)

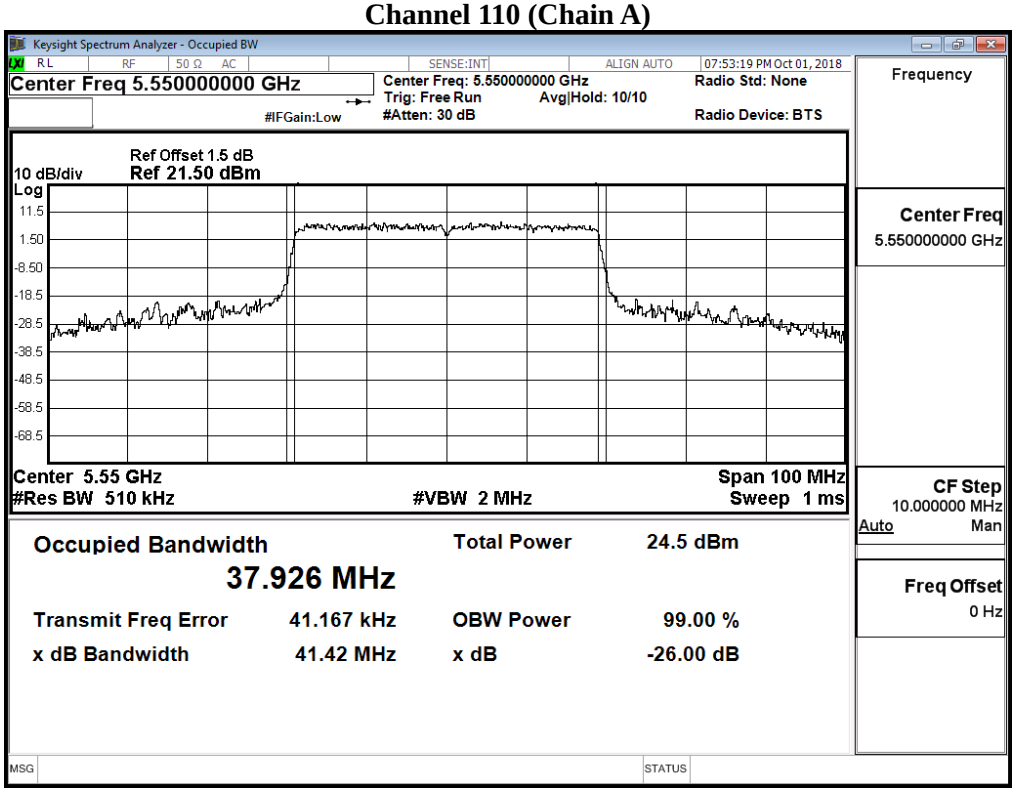

Channel 110 (Chain B)

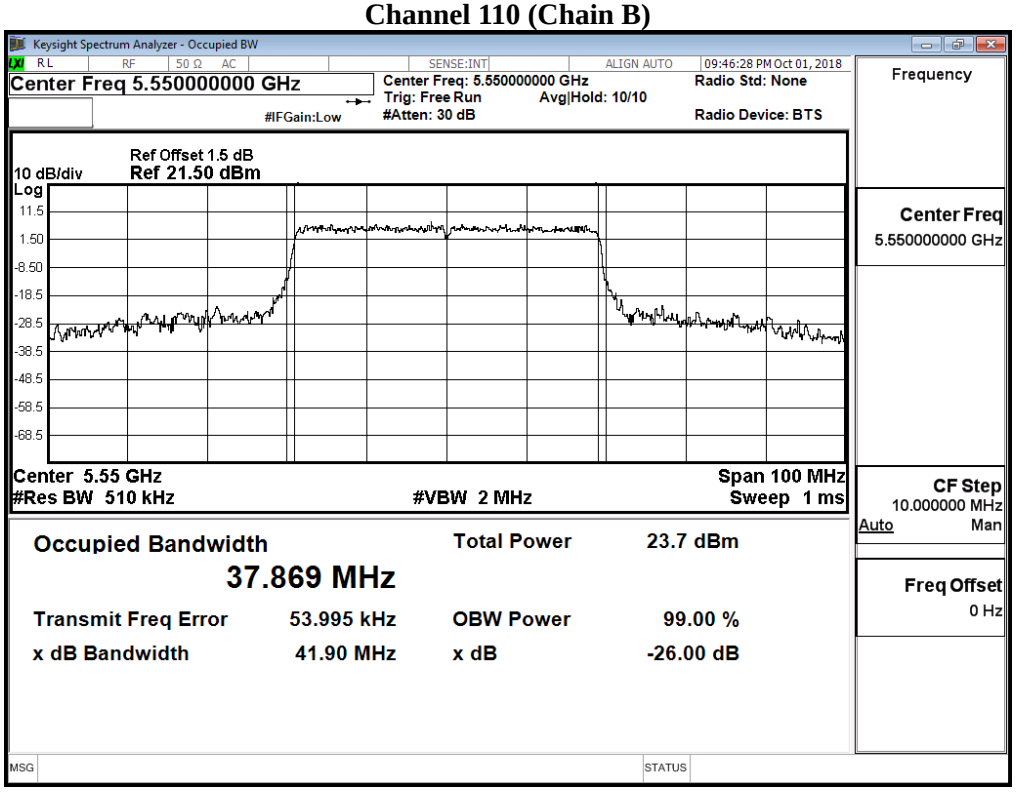

Channel 134 (Chain A)

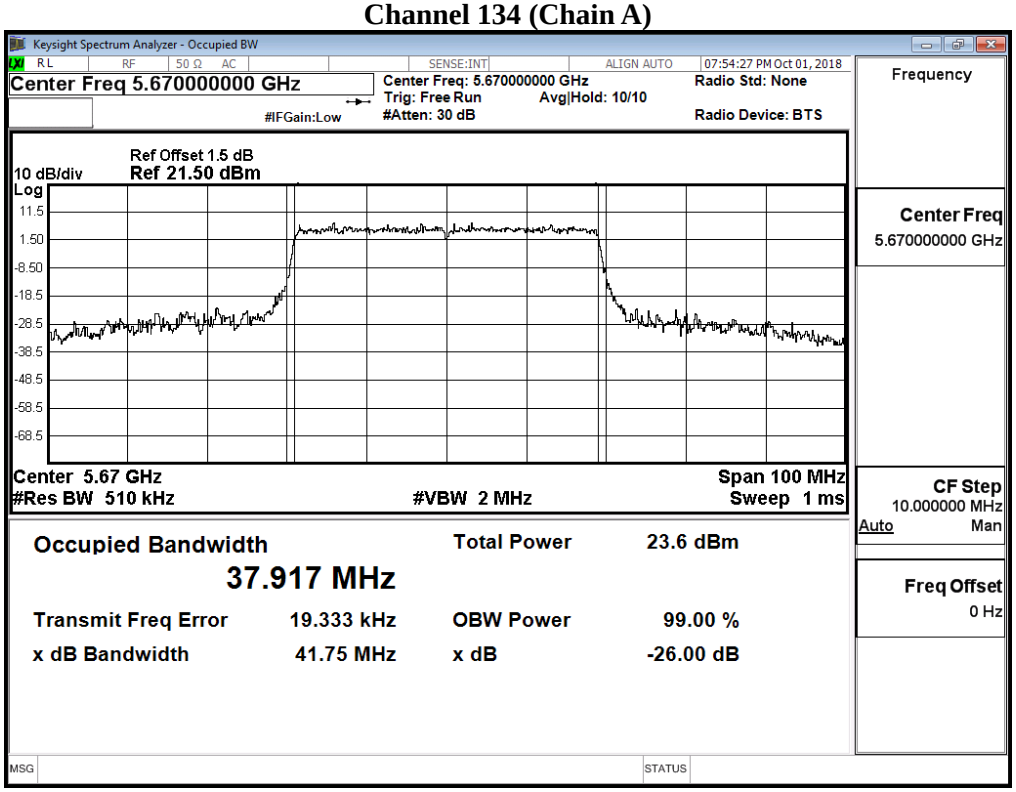

Channel 134 (Chain B)

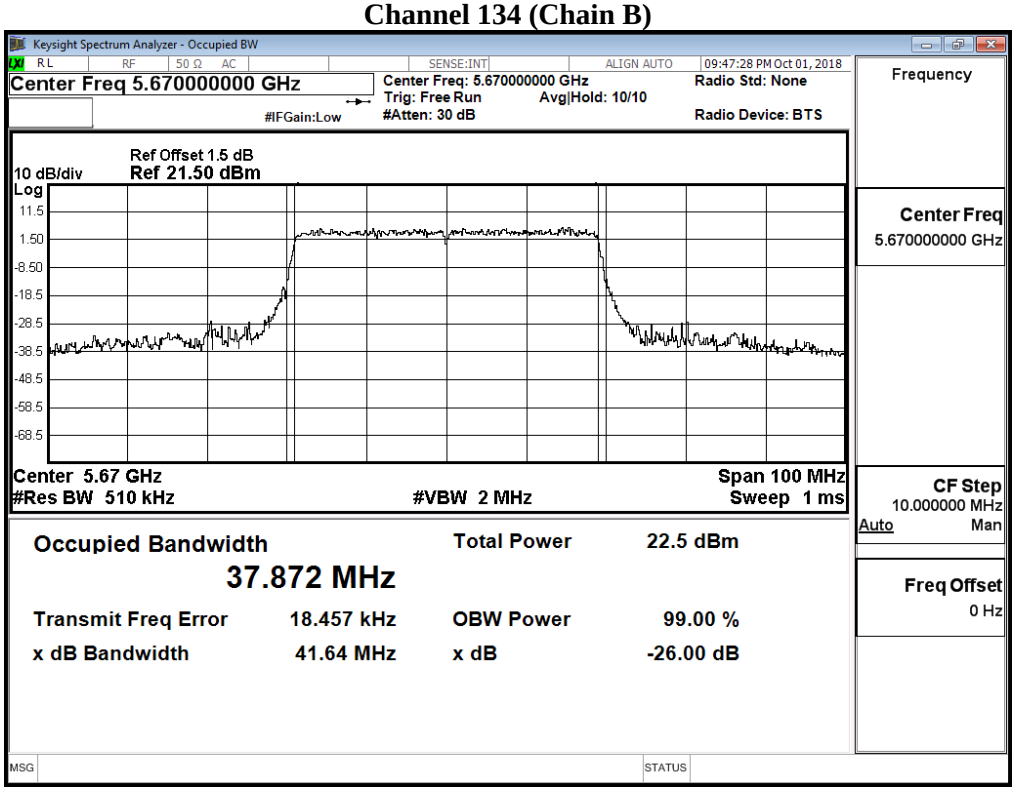

Channel 142 (Chain A)

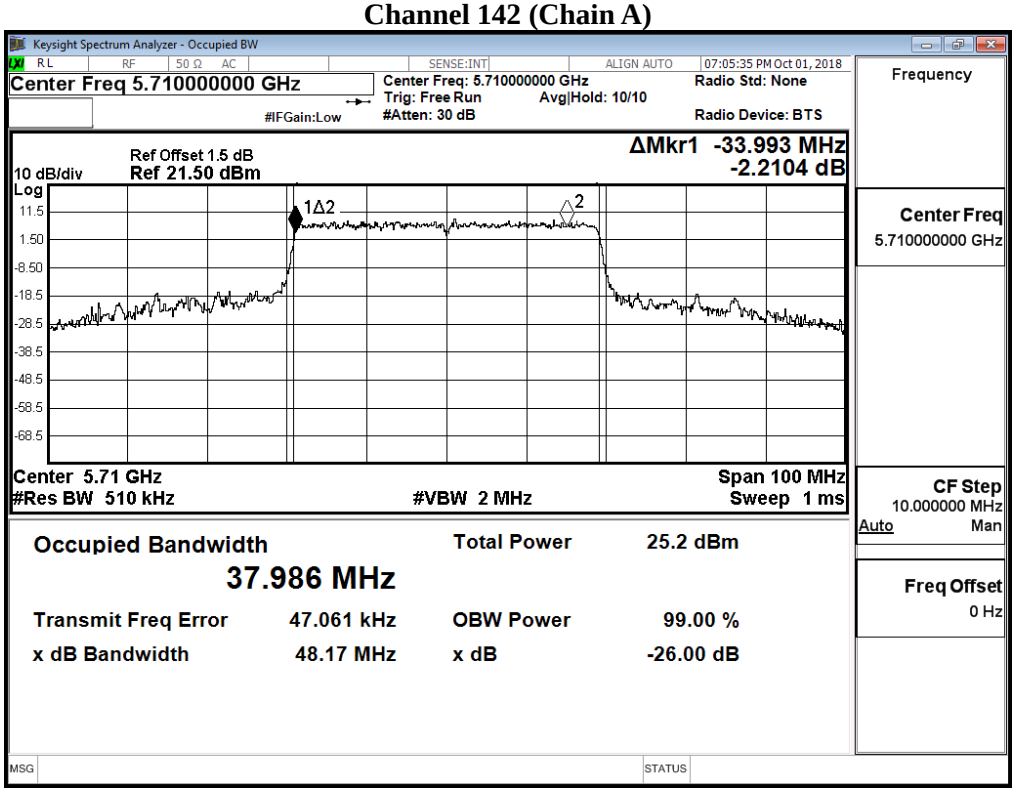

Channel 142 (Chain B)

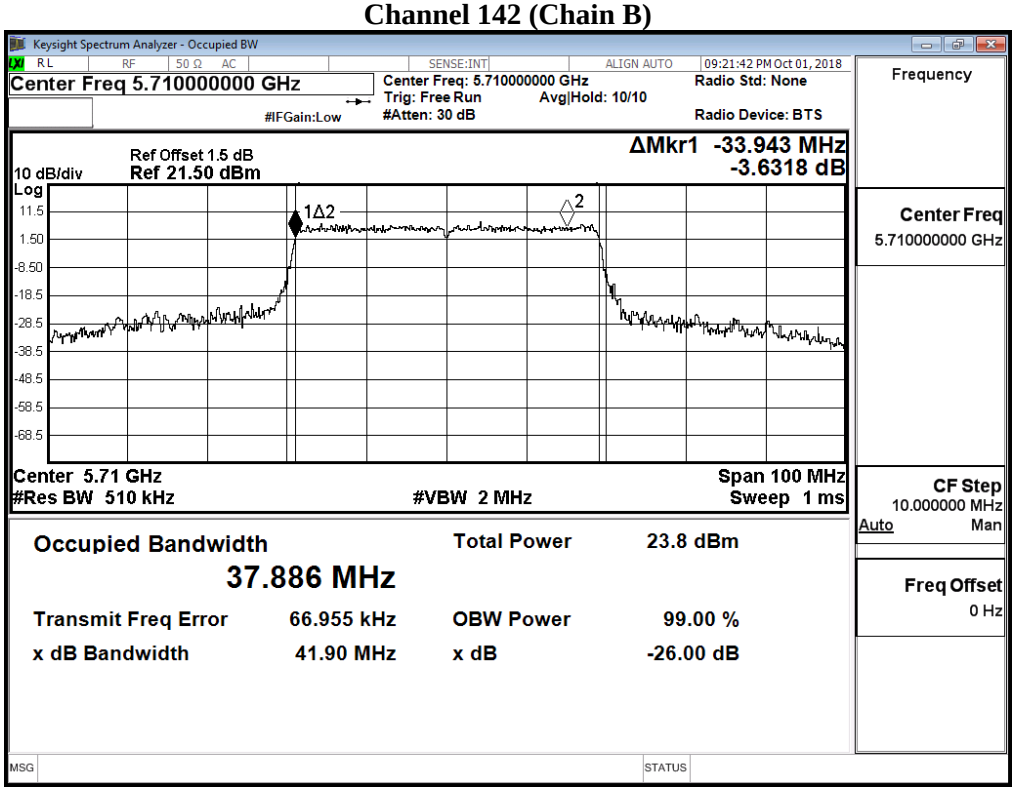

Maximum conducted output power:

Channel 142(U-NII-2C) (Chain A)

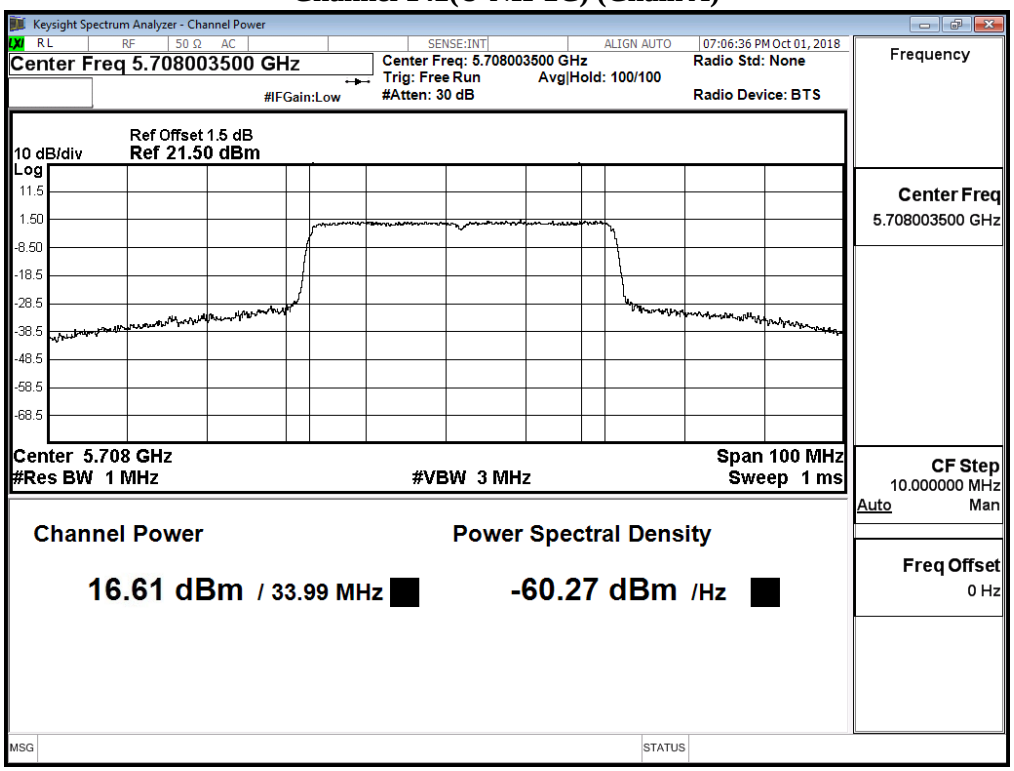

Maximum conducted output power:

Channel 142(U-NII-3) (Chain A)

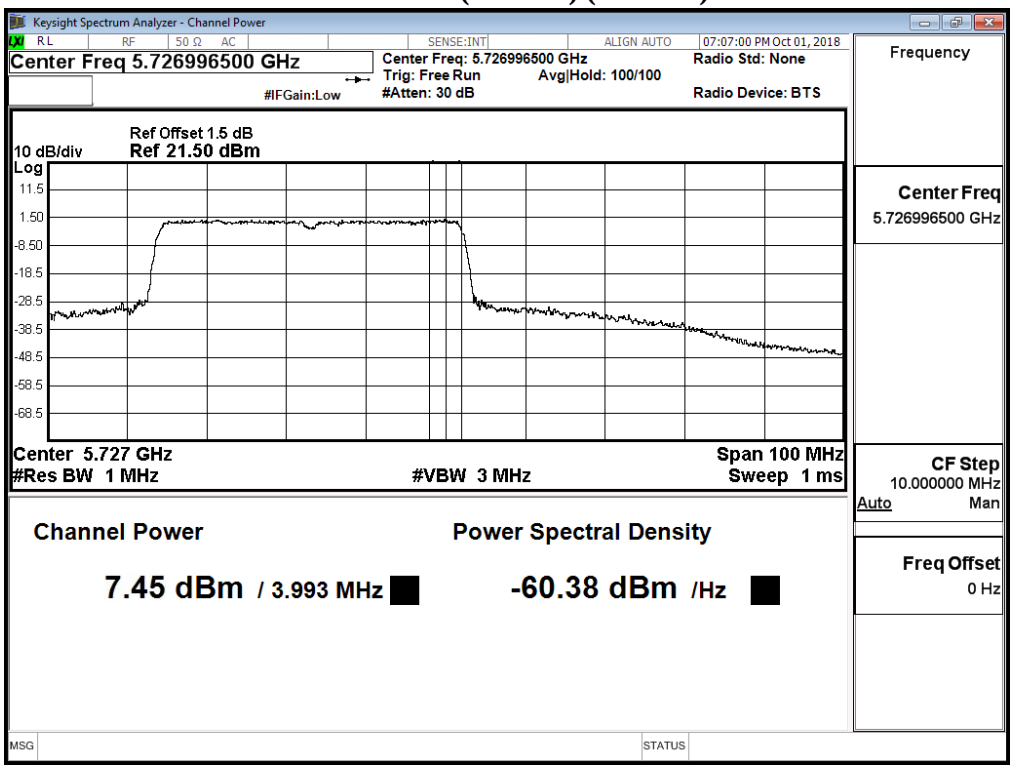

Maximum conducted output power:

Channel 142(U-NII-2C) (Chain B)

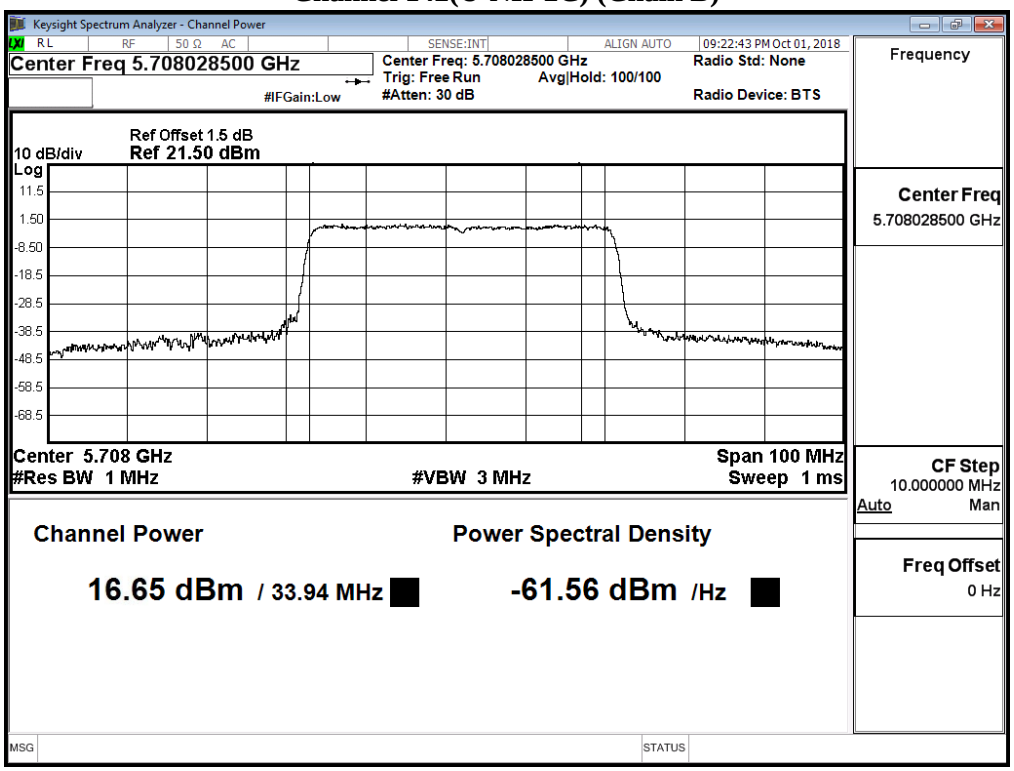

Maximum conducted output power:

Channel 142(U-NII-3) (Chain B)

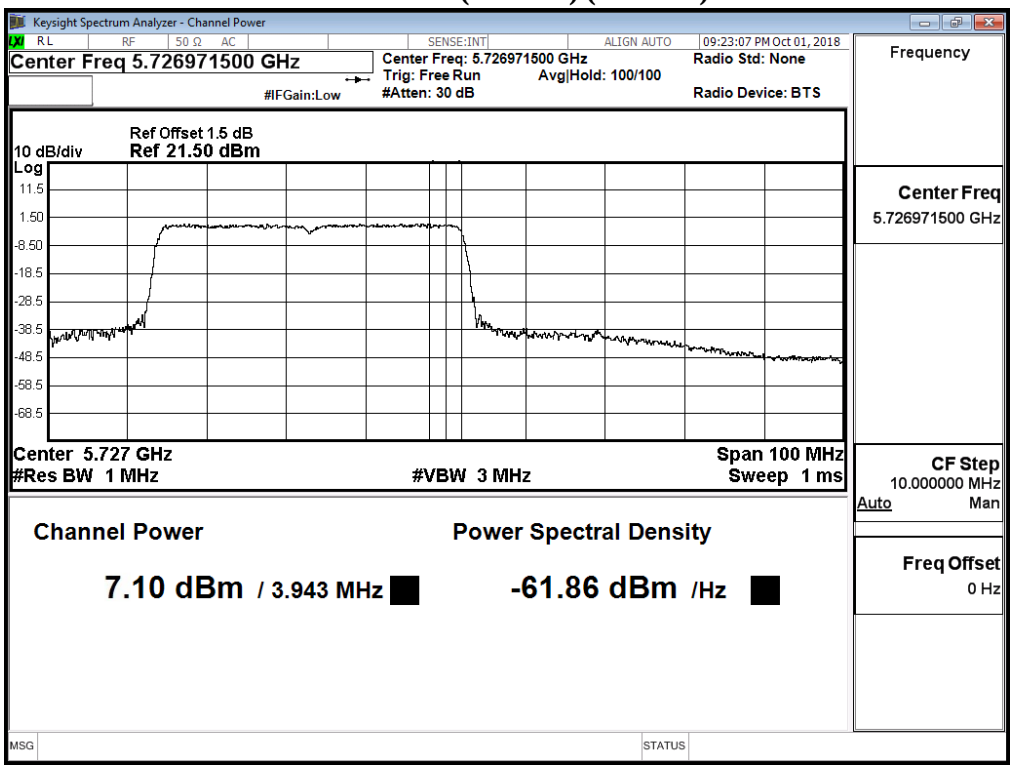

待測物名稱：Intel® Wi-Fi 6 AX201
待測物型號：AX201NGW　　測試項目：峰值發射功率
測試頻道：--　　測試模式：Mode 3: MIMO: 發射器 802.11ax-80BW
6 dB 頻寬：1MHz　　視頻頻寬：3MHz
檢測器：峰值　　環境溫度：21 ℃
測試日期：107 年 10 月 03 日　　環境濕度：53 %

Chain A

Cable loss=1.5dB		Maximum conducted output power											
Channel No	Frequency (MHz)	Data Rate											
		MCS0	MCS1	MCS2	MCS3	MCS4	MCS5	MCS6	MCS7	MCS8	MCS9	MCS10	MCS11
42	5210	15.37	15.31	15.28	14.81	14.69	14.58	14.46	14.35	14.21	14.13	14.02	13.90
58	5290	14.66	14.53	14.46	14.37	14.22	14.18	14.11	14.07	13.46	13.32	13.21	13.11
106	5530	14.72	--	--	--	--	--	--	--	--	--	--	--
122	5610	17.81	17.70	17.59	17.45	17.32	17.21	17.06	16.90	16.75	16.61	16.50	16.38
138 (U-NII-2C)	5690	17.16	--	--	--	--	--	--	--	--	--	--	--
138 (U-NII-3)	5690	4.28	--	--	--	--	--	--	--	--	--	--	--
155	5775	16.73	16.59	16.51	16.42	16.35	16.31	16.29	16.18	16.11	16.07	15.99	15.88

Note: Maximum conducted output power Value =Reading value on Spectrum Analyzer + cable loss

Chain B

Cable loss=1.5dB		Maximum conducted output power											
Channel No	Frequency (MHz)	Data Rate											
		MCS0	MCS1	MCS2	MCS3	MCS4	MCS5	MCS6	MCS7	MCS8	MCS9	MCS10	MCS11
42	5210	15.34	15.28	15.22	15.17	15.16	15.12	15.09	15.01	14.99	14.90	14.79	14.75
58	5290	14.62	14.59	14.55	14.51	14.48	14.46	14.38	14.29	14.23	14.18	14.14	14.09
106	5530	14.72	--	--	--	--	--	--	--	--	--	--	--
122	5610	17.83	14.71	14.59	17.45	17.32	17.18	17.05	16.91	16.8	16.69	16.52	16.41
138 (U-NII-2C)	5690	17.15	--	--	--	--	--	--	--	--	--	--	--
138 (U-NII-3)	5690	4.3	--	--	--	--	--	--	--	--	--	--	--
155	5775	16.70	16.62	16.51	16.46	16.39	16.34	16.28	16.17	16.11	16.05	15.98	15.92

Note: Maximum conducted output power Value =Reading value on Spectrum Analyzer + cable loss

Maximum conducted output power Measurement:

Channel No	Frequency Range (MHz)	99% Bandwidth (MHz)	Chain A Power (dBm)	Chain B Power (dBm)	Output Power (dBm)	Output Power Limit	
						(dBm)	dBm+10log(BW)
42	5210	--	15.370	15.340	18.37	24	--
58	5290	77.485	14.660	14.620	17.65	24	29.89
106	5530	77.357	14.720	14.720	17.73	24	29.88
122	5610	77.574	17.810	17.830	20.83	24	29.90
138 (U-NII-2C)	5690	73.835	17.160	17.150	20.17	24	29.68
138 (U-NII-3)	5690	--	4.280	4.300	7.30	30	--
155	5775	--	16.730	16.700	19.73	30	--

Note:

1. Output Power (dBm) = 10LOG (Chain A Power (mW)+ Chain B Power (mW))
2. 99% Bandwidth is the bandwidth of chain A or chain B whichever is less bandwidth, output power limitation is more stringent.

99% Occupied Bandwidth:

Channel 58 (Chain A)

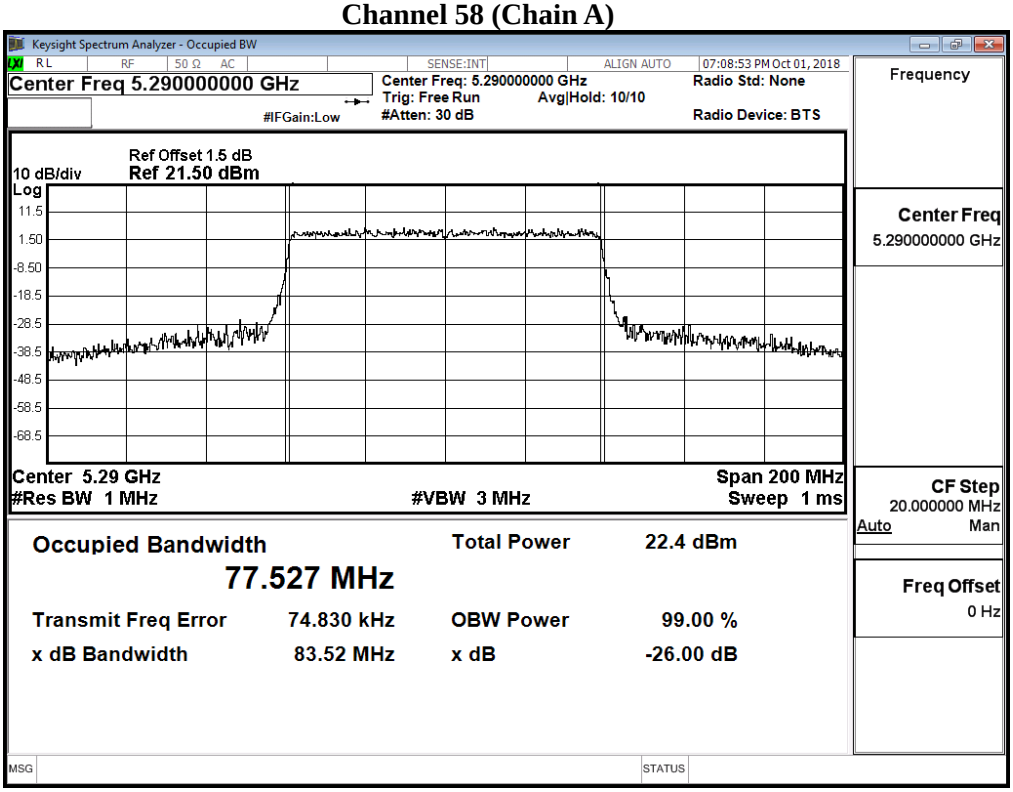

Channel 58 (Chain B)

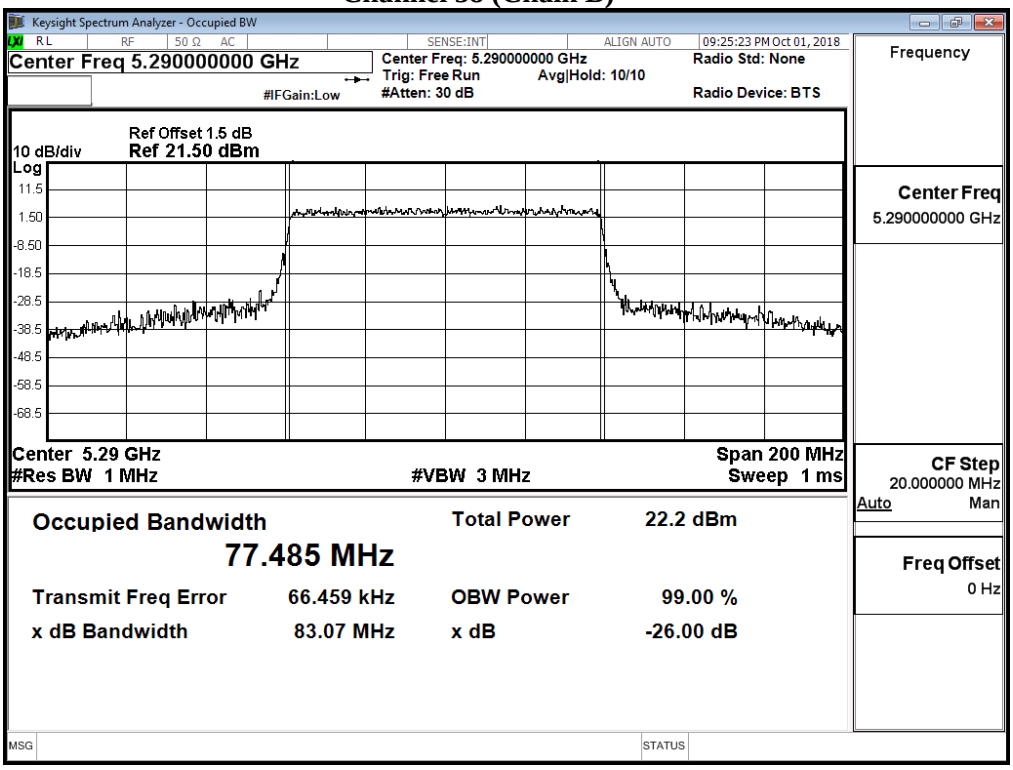

Channel 106 (Chain A)

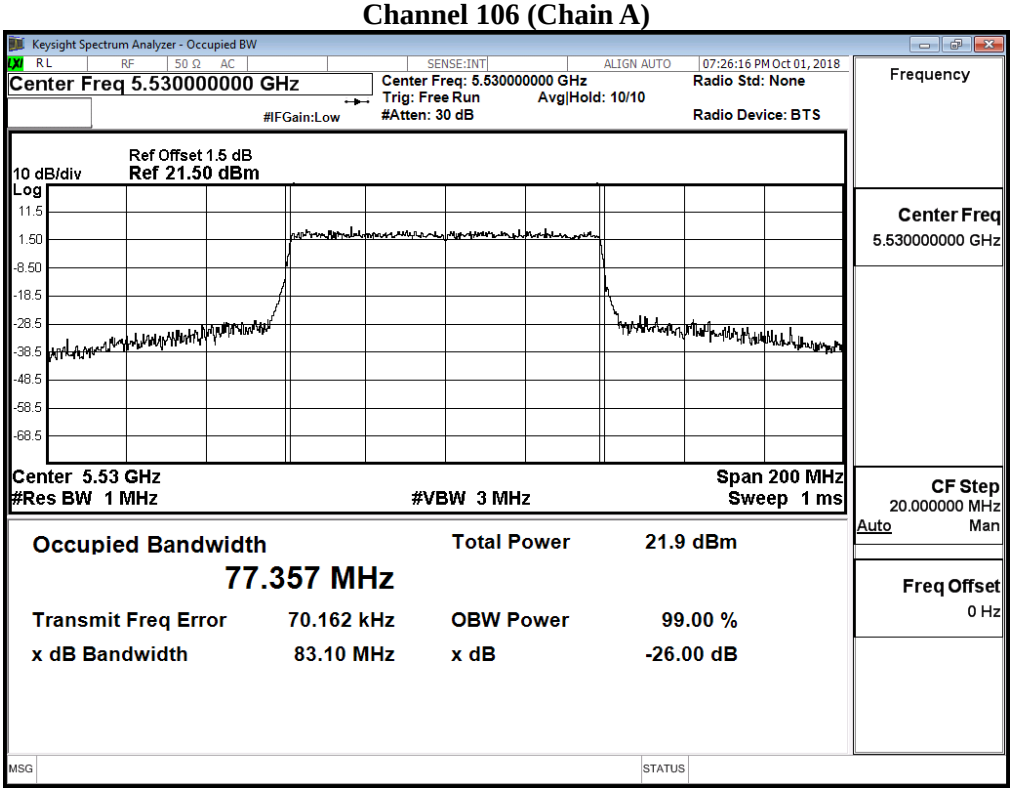

Channel 106 (Chain B)

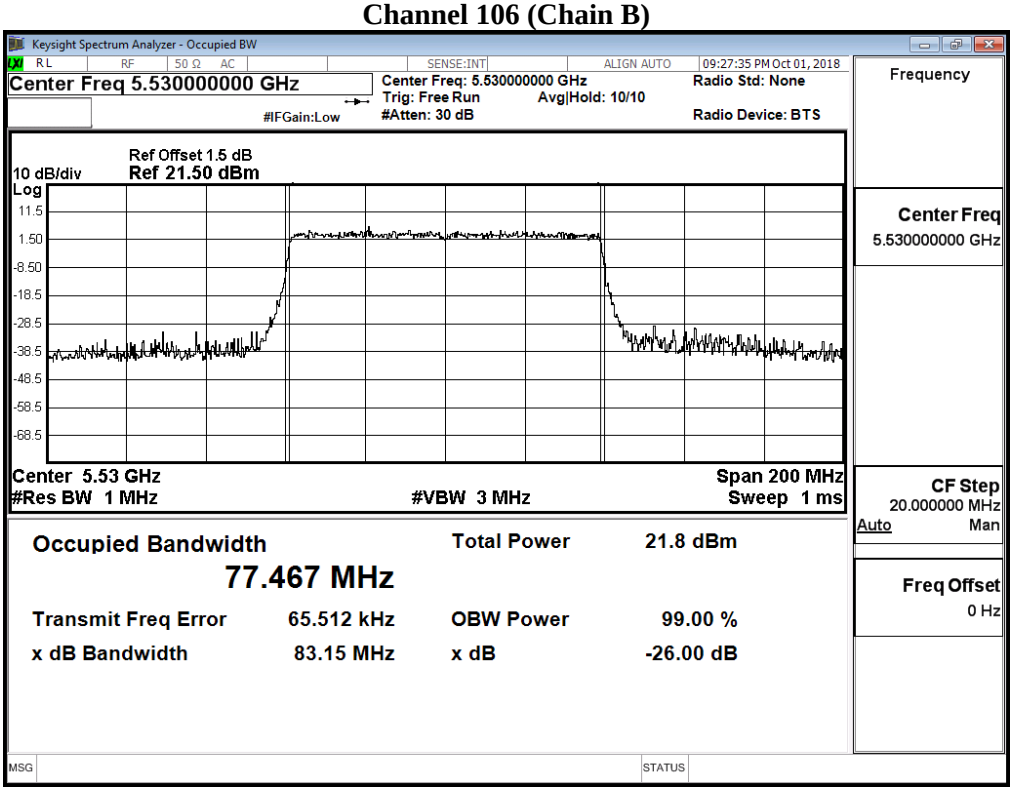

Channel 122 (Chain A)

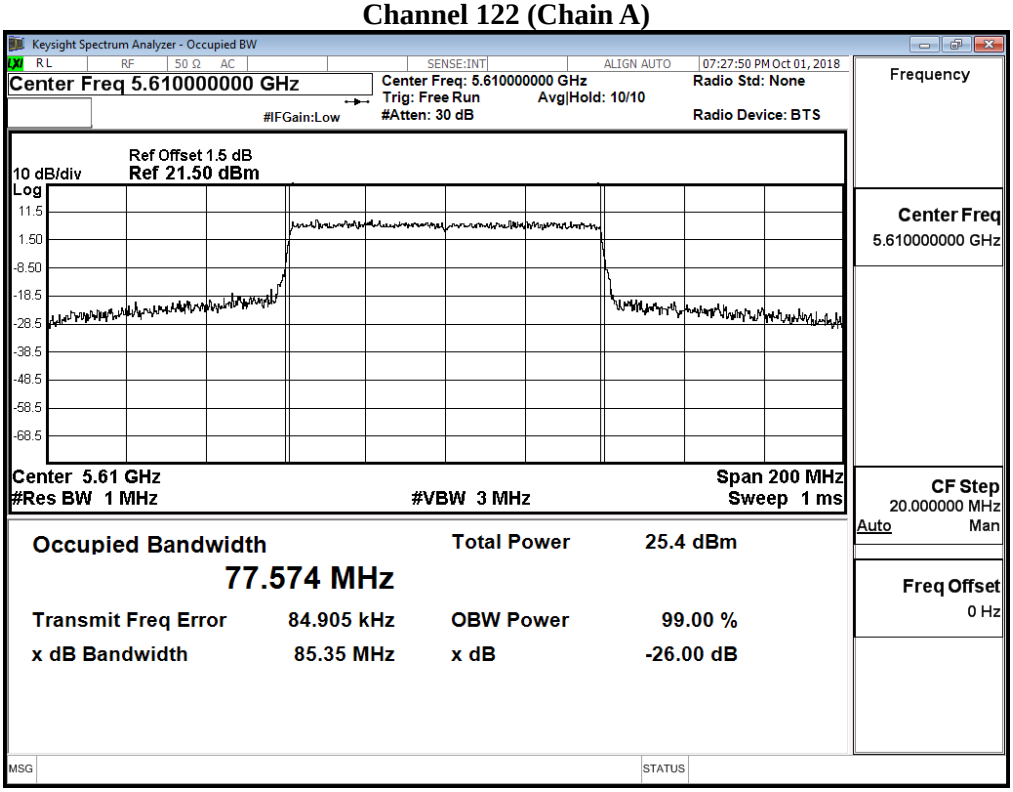

Channel 122 (Chain B)

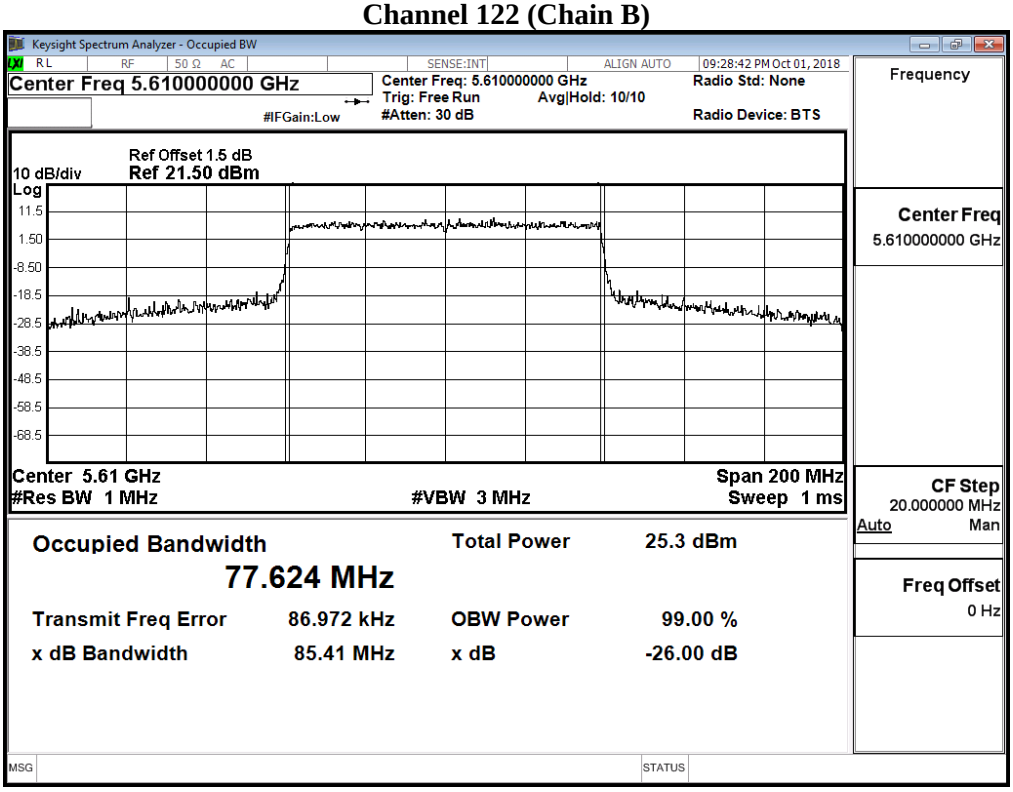

Channel 138 (Chain A)

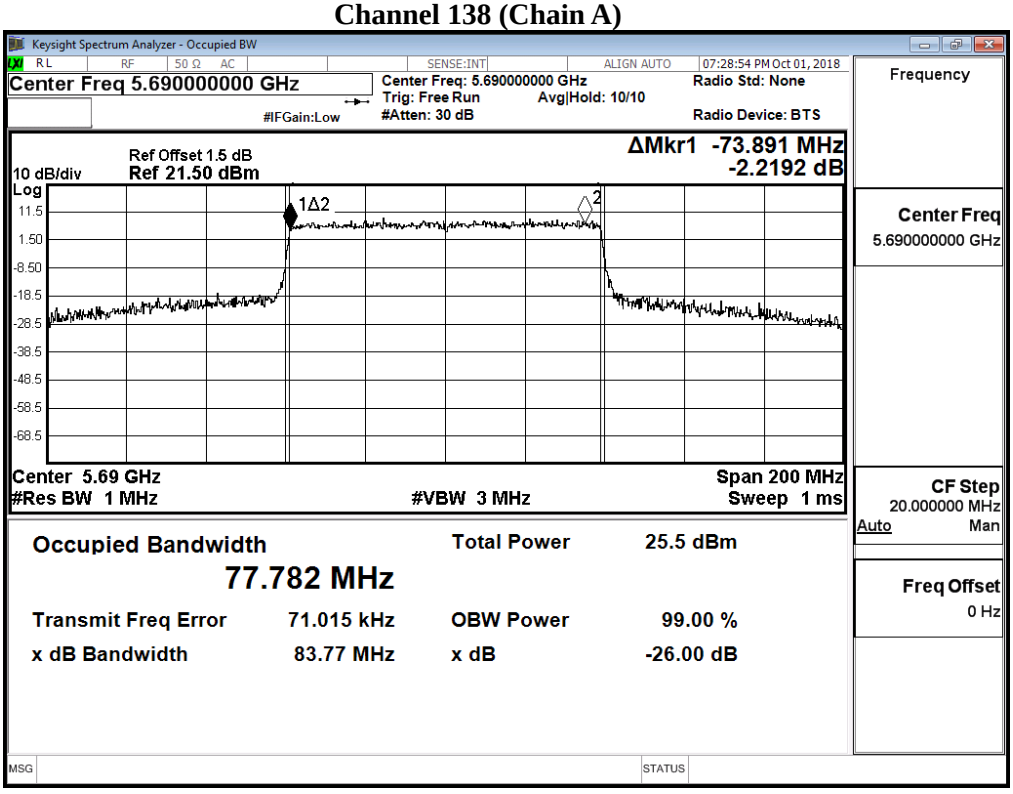

Channel 138 (Chain B)

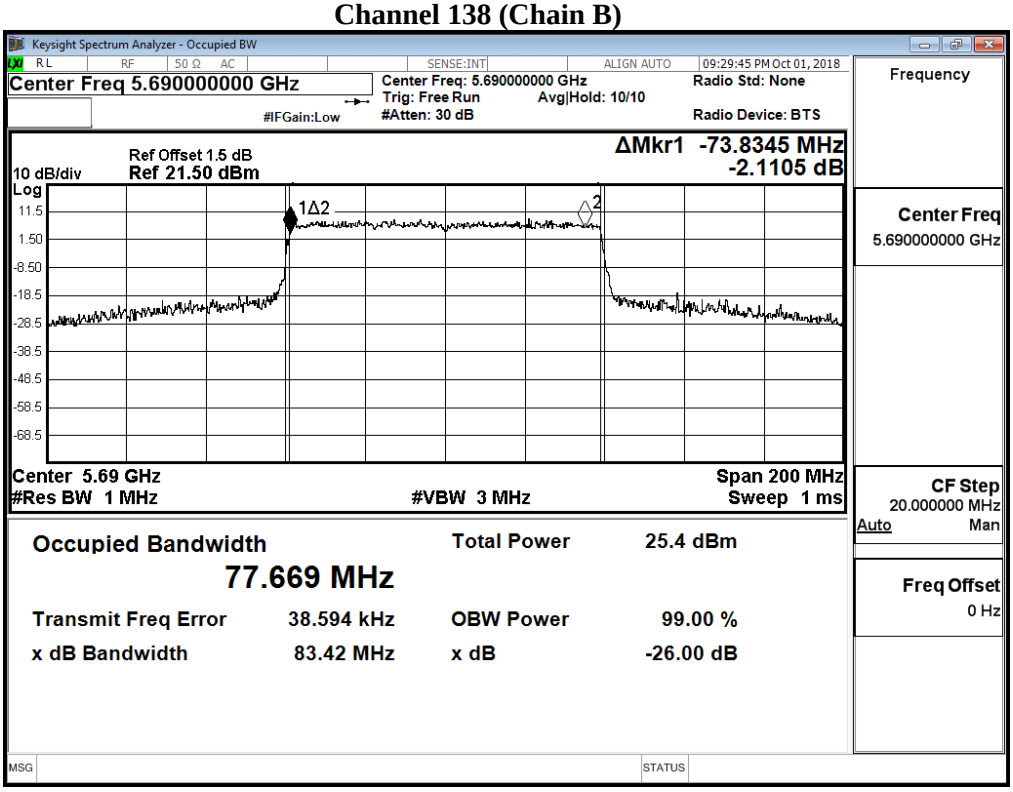

Maximum conducted output power:

Channel 138 (U-NII-2C) (Chain A)

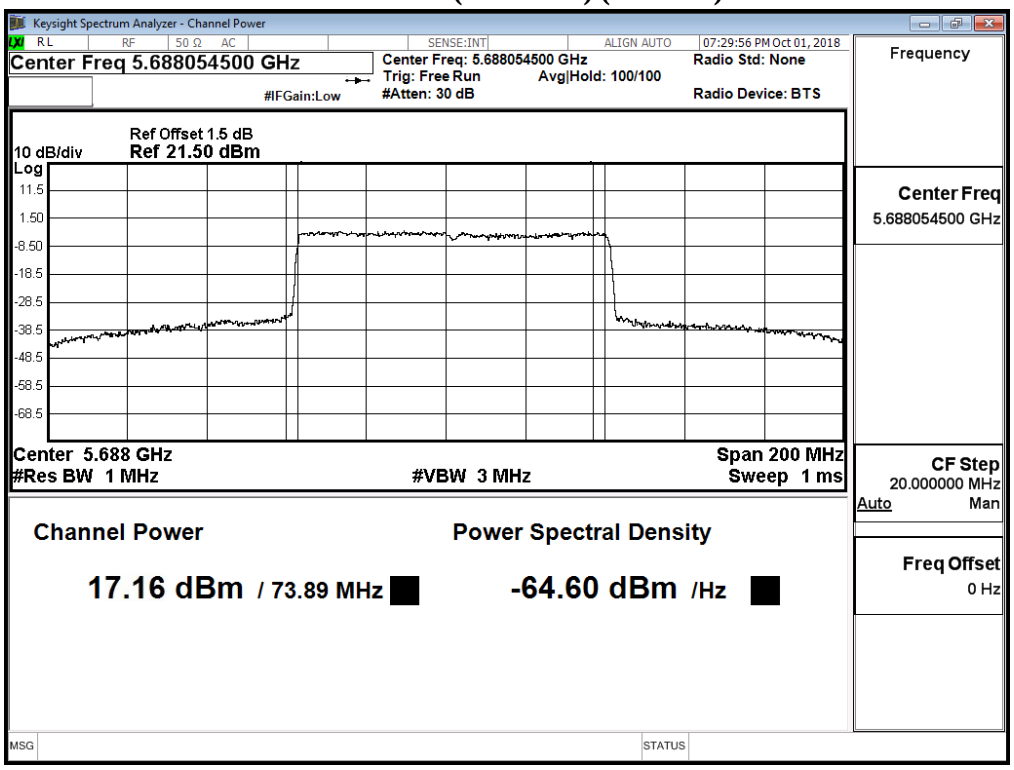

Maximum conducted output power:

Channel 138 (U-NII-2C) (Chain A)

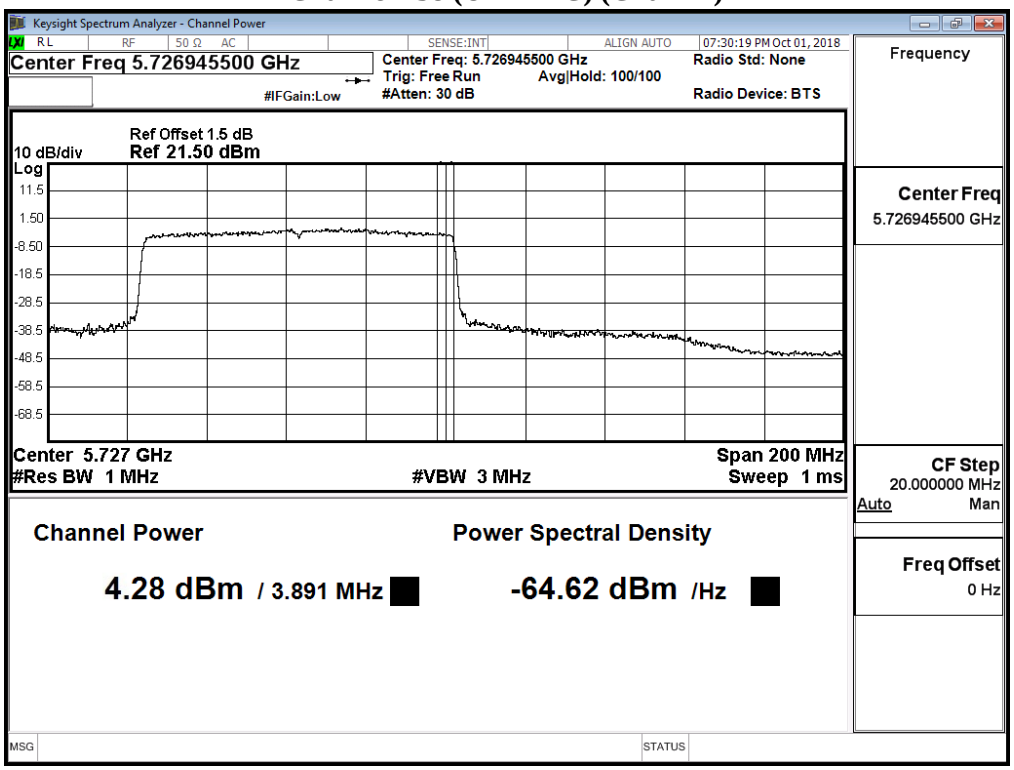

Maximum conducted output power:

Channel 138 (U-NII-3) (Chain B)

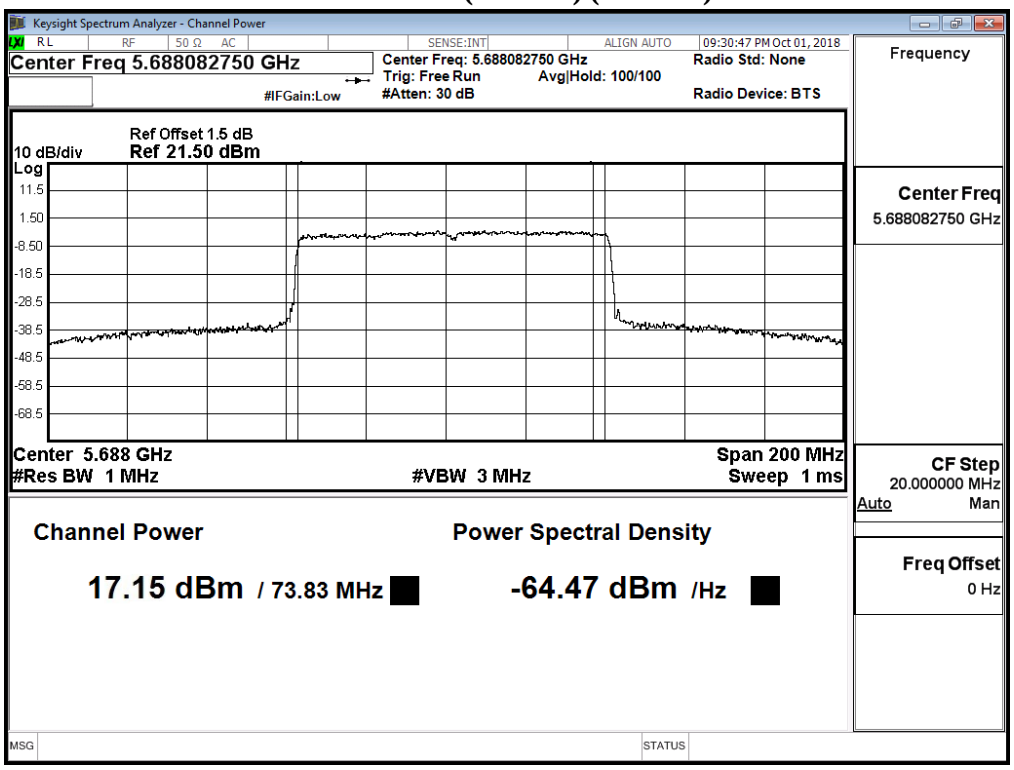

Maximum conducted output power:

Channel 138 (U-NII-3) (Chain B)

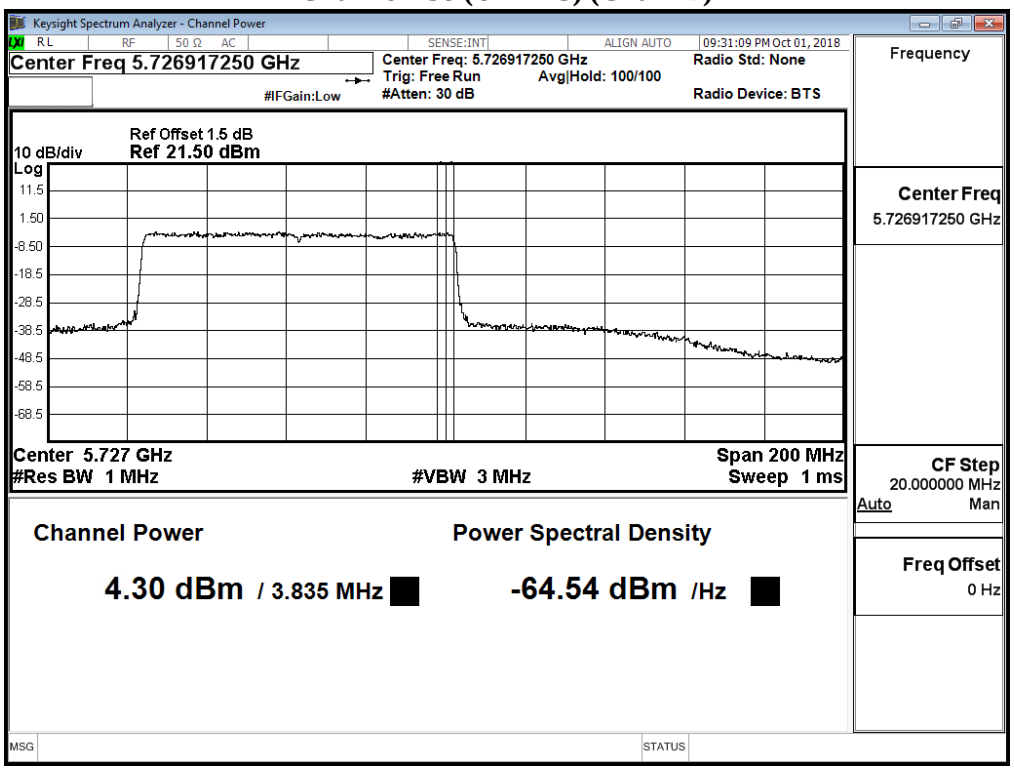

待測物名稱：Intel® Wi-Fi 6 AX201
待測物型號：AX201NGW　　測試項目：峰值發射功率
測試頻道：--　　測試模式：Mode 3: MIMO: 發射器 802.11ax-160BW
6 dB 頻寬：1MHz　　視頻頻寬：3MHz
檢測器：峰值　　環境溫度：21 ℃
測試日期：107 年 10 月 03 日　　環境濕度：53 %

Chain A

Cable loss=1.5dB		Maximum conducted output power											
Channel No	Frequency (MHz)	Data Rate											
		MCS0	MCS1	MCS2	MCS3	MCS4	MCS5	MCS6	MCS7	MCS8	MCS9	MCS10	MCS11
50 (U-NII-1)	5250	7.60	7.58	7.52	7.51	7.50	7.47	7.42	7.41	7.39	7.38	7.35	7.31
50 (U-NII-2A)	5250	8.21	8.19	8.18	8.15	8.12	8.11	8.08	8.07	8.05	8.01	7.99	7.94
114	5570	11.33	11.28	11.21	11.16	11.09	11.02	10.94	10.82	10.71	10.60	10.49	10.35

Note: Maximum conducted output power Value =Reading value on Spectrum Analyzer + cable loss

Chain B

Cable loss=1.5dB		Maximum conducted output power											
Channel No	Frequency (MHz)	Data Rate											
		MCS0	MCS1	MCS2	MCS3	MCS4	MCS5	MCS6	MCS7	MCS8	MCS9	MCS10	MCS11
50 (U-NII-1)	5250	7.62	7.61	7.58	7.55	7.50	7.48	7.46	7.45	7.39	7.37	7.32	7.31
50 (U-NII-2A)	5250	8.13	8.12	8.09	8.07	8.06	8.04	8.03	8.01	7.99	7.97	7.95	7.91
114	5570	11.34	11.31	11.28	11.27	11.21	11.18	11.16	11.13	11.04	11.02	10.95	10.94

Note: Maximum conducted output power Value =Reading value on Spectrum Analyzer + cable loss

Maximum conducted output power Measurement:

Channel No	Frequency Range (MHz)	99% Bandwidth (MHz)	Chain A Power (dBm)	Chain B Power (dBm)	Output Power (dBm)	Output Power Limit	
						(dBm)	dBm+10log(BW)
50 (U-NII-1)	5250	--	7.600	7.620	10.62	24	--
50 (U-NII-2A)	5250	78.255	8.210	8.130	11.18	24	29.94
114	5570	156.720	11.330	11.340	14.35	24	32.95

Note:

1. Output Power (dBm) = 10LOG (Chain A Power (mW)+ Chain B Power (mW))
2. 99% Bandwidth is the bandwidth of chain A or chain B whichever is less bandwidth, output power limitation is more stringent.

99% Occupied Bandwidth:

Channel 50 (Chain A)

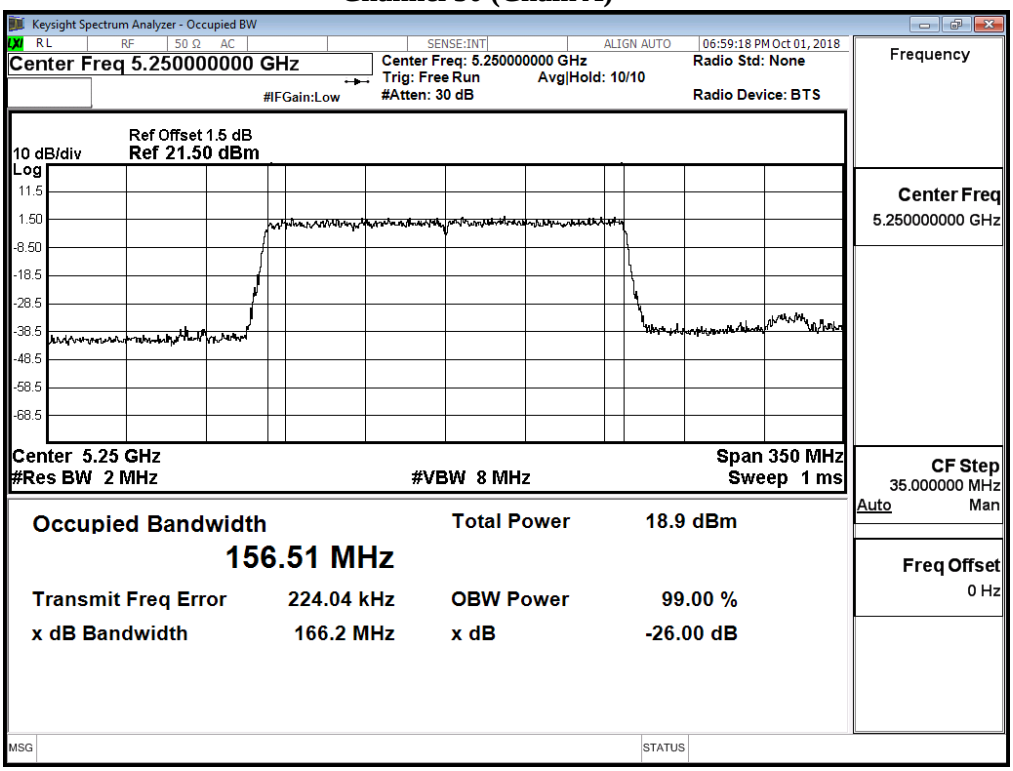

Channel 50 (Chain B)

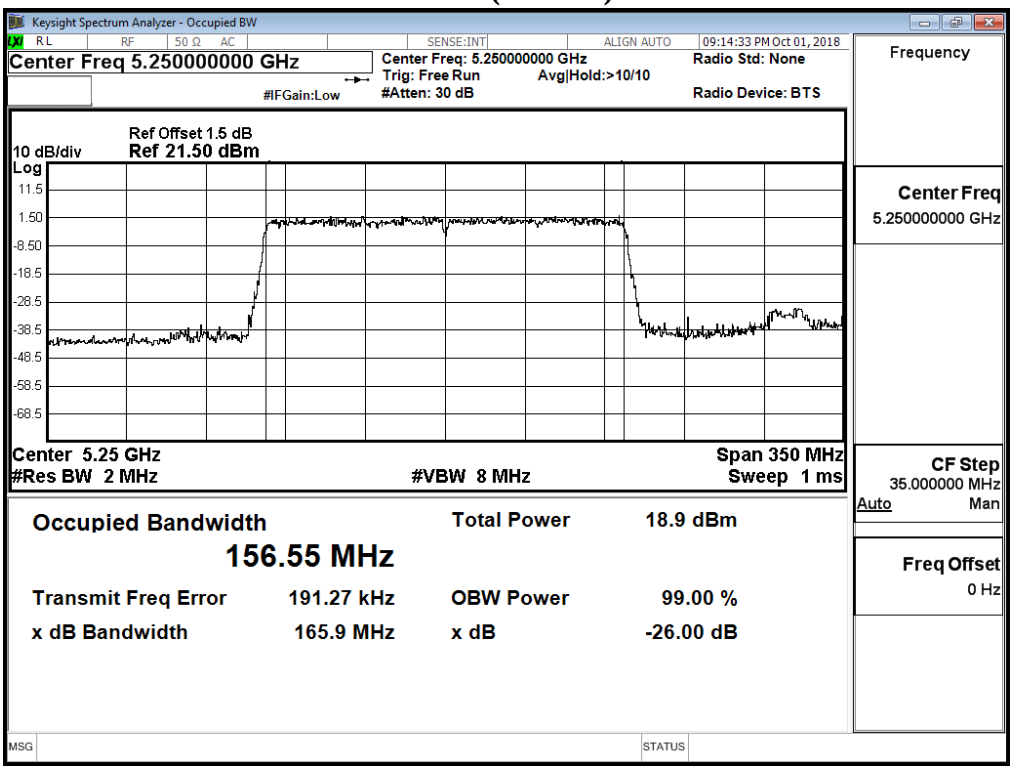

Channel 114 (Chain A)

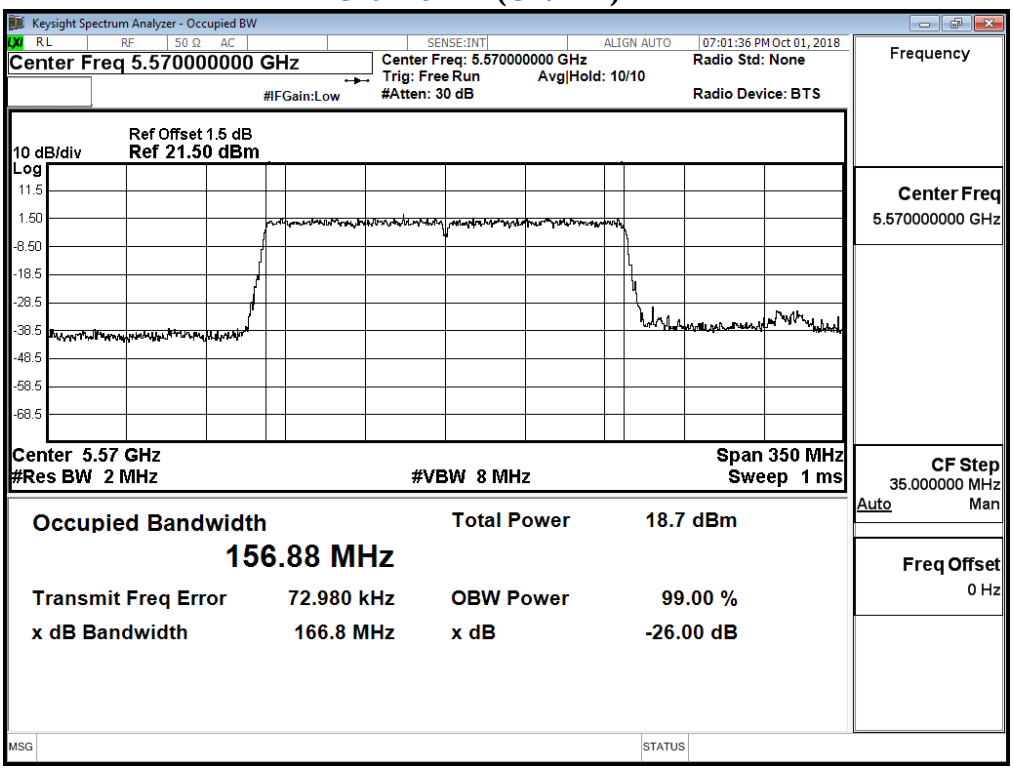

Channel 114 (Chain B)

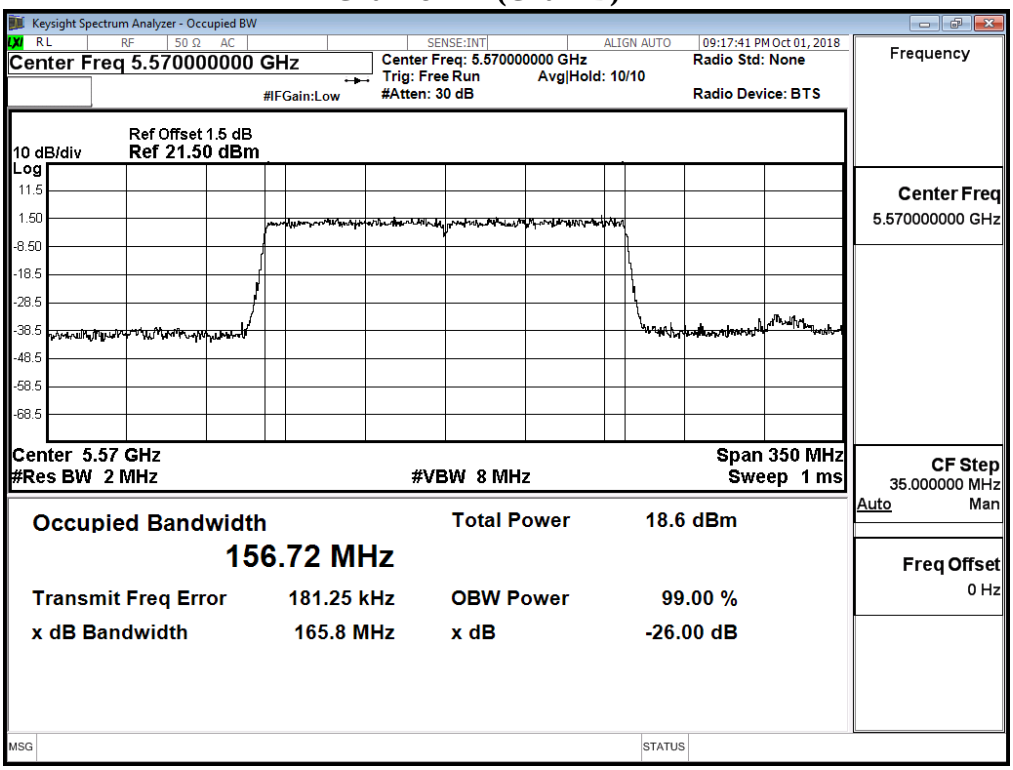

Maximum conducted output power:

Channel 50 (U-NII-1) (Chain A)

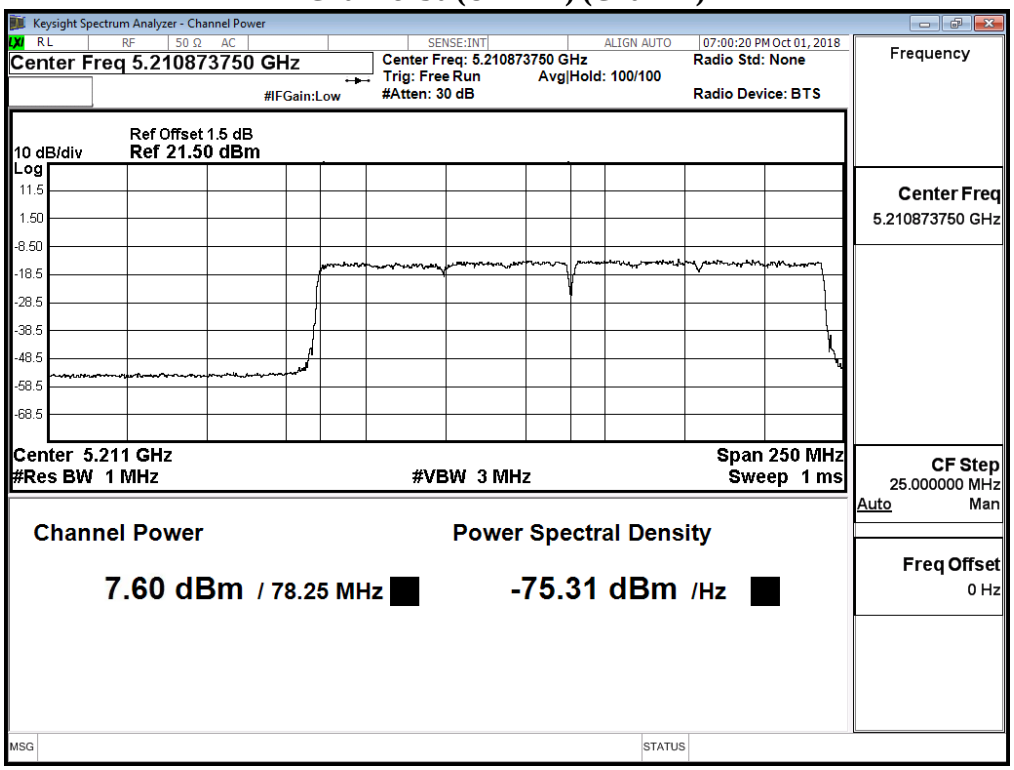

Maximum conducted output power:

Channel 50 (U-NII-2A) (Chain A)

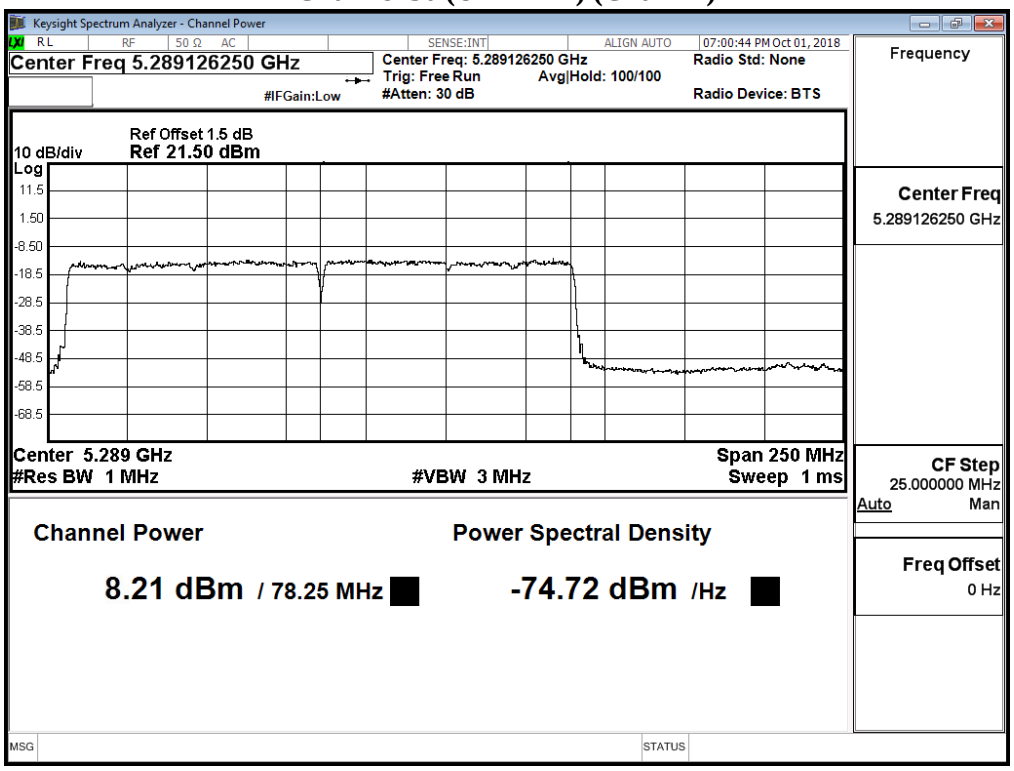

Maximum conducted output power:

Channel 50 (U-NII-1) (Chain B)

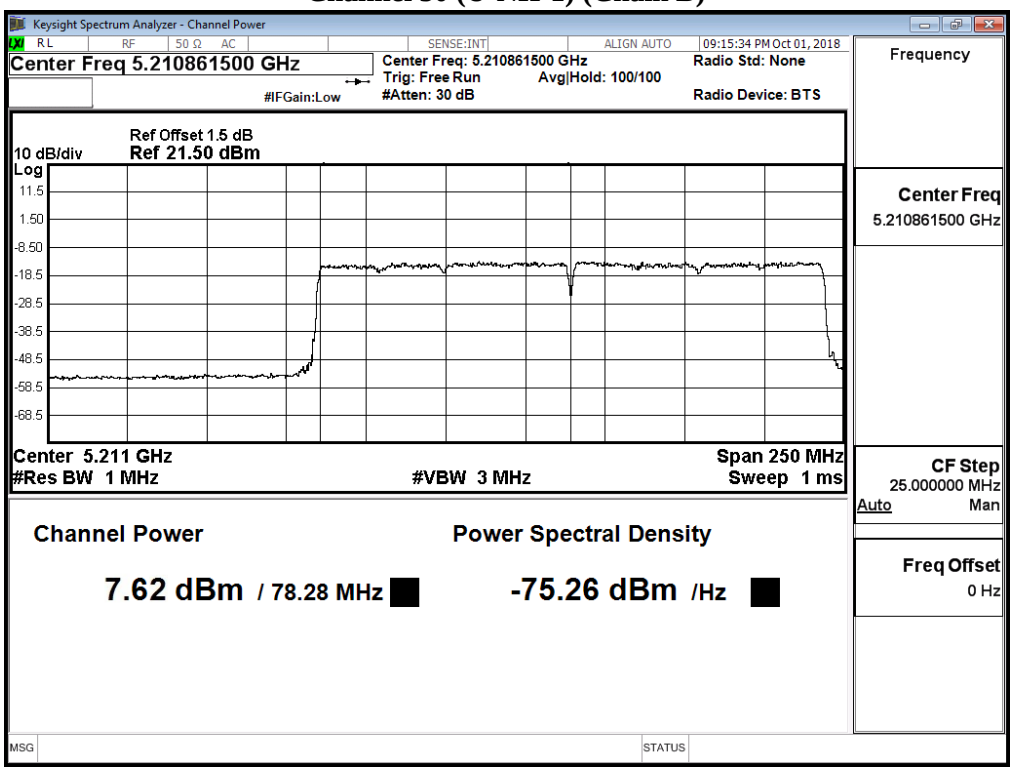

Maximum conducted output power:

Channel 50 (U-NII-2A) (Chain B)

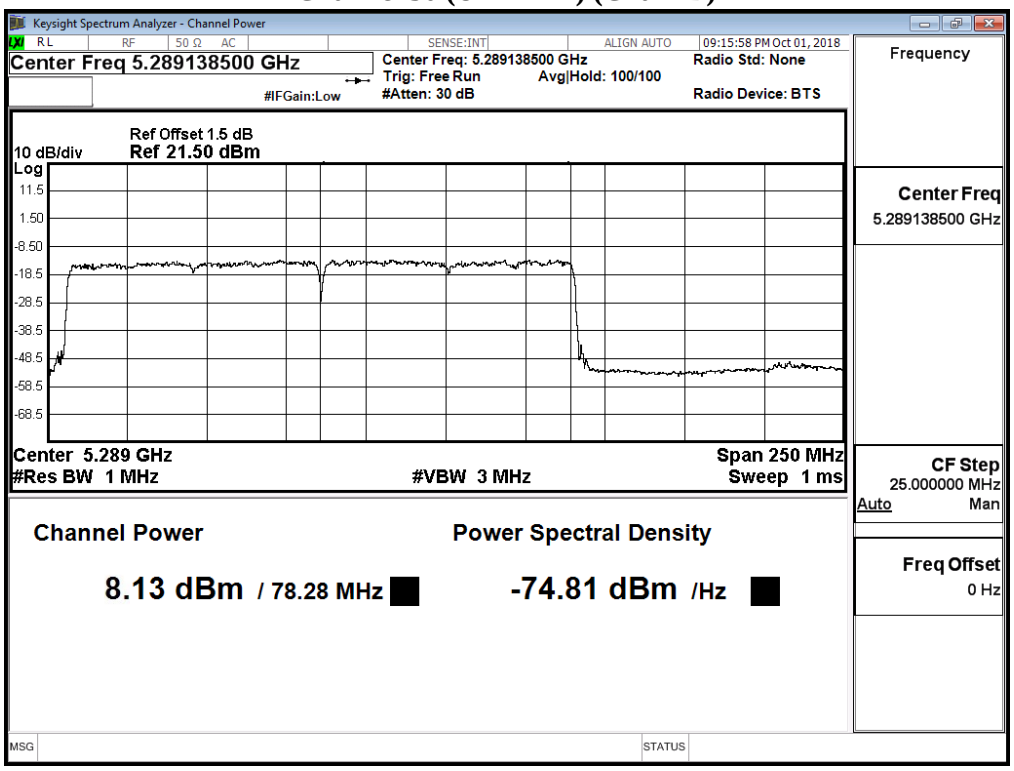

峰值發射功率測試結果:	**PASS**

6. 峰值功率頻譜密度

6.1. 適用標準

依據國家通訊傳播委員會低功率射頻電機技術規範之第 4.7.3 節

4.7.3.1 使用於 5.15 GHz～5.25 GHz 頻段

(1) 供戶外操作使用:

(A) 最大傳導輸出功率應小於或等於 1 W。

(B) 在任何 1 MHz 頻帶中最大功率頻譜密度應小於或等於 17 dBm。

(C) 使用超過 6 dBi 方向增益之發射天線時，應依超過 6 dBi 天線方向增益的 dBi 總量，等量減少最大傳導輸出功率及最大功率頻譜密度。

(D) 在水平面仰角超過 30 度時，其最大 EIRP 應小於或等於 21 dBm。

(2) 供室內操作使用:

(A) 最大傳導輸出功率應小於或等於 1 W。

(B) 在任何 1 MHz 頻帶中最大功率頻譜密度應小於或等於 17 dBm。

(C) 使用超過 6 dBi 方向增益之發射天線時，應依超過 6 dBi 天線方向增益的 dBi 總量，等量減少最大傳導輸出功率及最大功率頻譜密度。

(3) 供固定式點對點操作使用:

(A) 最大傳導輸出功率應小於或等於 1 W。

(B) 在任何 1 MHz 頻帶中最大功率頻譜密度應小於或等於 17 dBm。

(C) 使用超過 23 dBi 方向增益之指向性天線時，應依超過 23 dBi 天線方向增益的 dBi 總量，等量減少最大傳導輸出功率及最大功率頻譜密度。

(D) 固定式點對點操作，不包括點對多點系統、全方向性應用及多台共站發射機傳送相同資訊。

(4) 供用戶端裝置(Client Device)操作使用:

(A) 最大傳導輸出功率應小於或等於 250 mW。

(B) 在任何 1 MHz 頻帶中最大功率頻譜密度應小於或等於 11 dBm。

(C) 使用超過 6 dBi 方向增益之發射天線時，應依超過 6 dBi 天線方向增益的 dBi 總量，等量減少最大傳導輸出功率及最大功率頻譜密度。

4.7.3.2 使用頻率於 5.25 GHz～5.35 GHz 與 5.470 GHz～5.725 GHz 頻段

(1) 最大傳導輸出功率應小於或等於 250 mW 或 11dBm+10log B (B 是 26 dB 發射頻寬，單位 MHz)之較小者。

(2) 最大功率頻譜密度在任何 1 MHz 頻帶中應小於或等於 11 dBm。

(3) 使用超過 6 dBi 方向增益之發射天線時，應依超過 6 dBi 天線方向增益的 dBi 總量，等量減少最大傳導輸出功率及最大功率頻譜密度。

4.7.3.3 使用頻率於 5.725 GHz～5.850 GHz 頻段

(1) 最大傳導輸出功率應小於或等於 1 W。

(2) 在任何 500 kHz 頻帶中最大功率頻譜密度應小於或等於 30 dBm。

(3) 供固定式點對點操作時，使用方向增益超過 6 dBi 之發射天線，可不需對應減少發射器之傳導輸出功率限制值。

(4) 除(3)外，使用超過 6 dBi 方向增益之發射天線時，應依超過 6 dBi 天線方向增益的 dBi 總量，等量減少最大傳導輸出功率及最大功率頻譜密度

6.2. 量測方法

(A) 應將測試儀器直接連接待測物，以傳導方式執行。

(B) 5.15 GHz～5.25 GHz、5.25 GHz～5.35 GHz 及 5.47 GHz～5.725 GHz 頻段，測試儀器之頻寬應設定為 1 MHz 頻寬或待測物之 26 dB 發射頻寬，兩者取較小者。

(C) 5.725 GHz～5.850 GHz 頻段，測試儀器之頻寬應設定為 500 kHz 或待測物之 26 dB 發射頻寬，兩者取較小者。

(D) 解析頻寬小於(B)或(C)時，應以補償方式計算總功率頻譜密度。

For the band 5.725-5.85 GHz, Scale the observed power level to an equivalent value in 500 kHz by adjusting (increase) the measured power by a bandwidth correction factor (BWCF) where BWCF = 10log (500 kHz/100 kHz) = 6.98 dB.

6.3. 測試架構圖

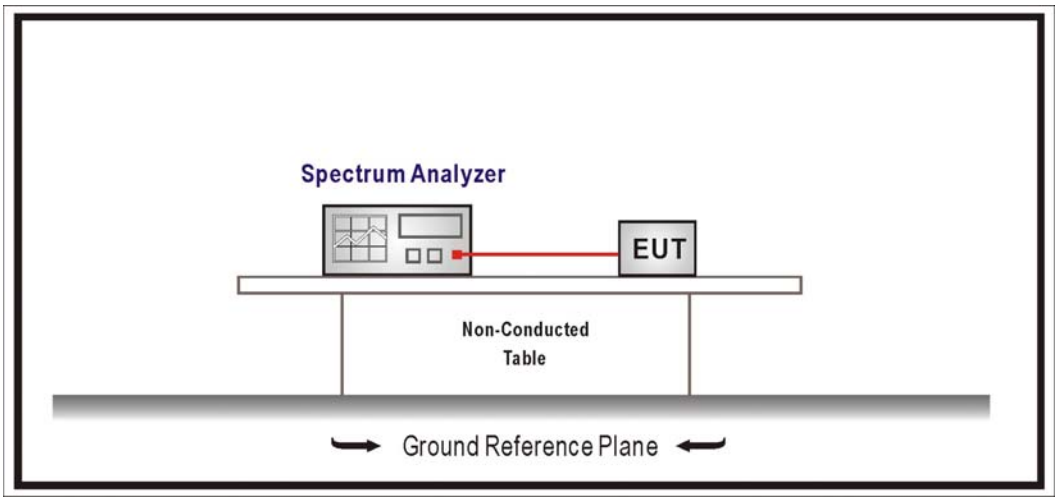

6.4. 量測不確定度

此項測試之量測不確定度為±1.62dB。

6.5. 峰值功率頻譜密度測試結果

待測物名稱：Intel® Wi-Fi 6 AX201
待測物型號：AX201NGW　　測試項目：峰值功率頻譜密度
測試頻道：--　　測試模式：Mode 1: SISO A: 發射器 802.11a
6 dB 頻寬：1MHz　　視頻頻寬：3MHz
檢測器：峰值　　環境溫度：21 ℃
測試日期：107 年 10 月 03 日　　環境濕度：53 %

Channel Number	Frequency (MHz)	PPSD (dBm)	Required Limit (dBm)	Result
36	5180	1.930	<11	Pass
44	5220	5.260	<11	Pass
48	5240	4.360	<11	Pass
52	5260	4.440	<11	Pass
60	5300	4.110	<11	Pass
64	5320	0.820	<11	Pass
100	5500	1.510	<11	Pass
116	5580	5.870	<11	Pass
140	5700	1.730	<11	Pass

Channel Number	Frequency (MHz)	PPSD (dBm)	BWCF (dB)	Total PPSD (dBm)	Required Limit (dBm)	Result
149	5745	-2.090	6.980	4.890	<30	Pass
157	5785	-2.230	6.980	4.750	<30	Pass
165	5825	-2.130	6.980	4.850	<30	Pass

.

Channel 36

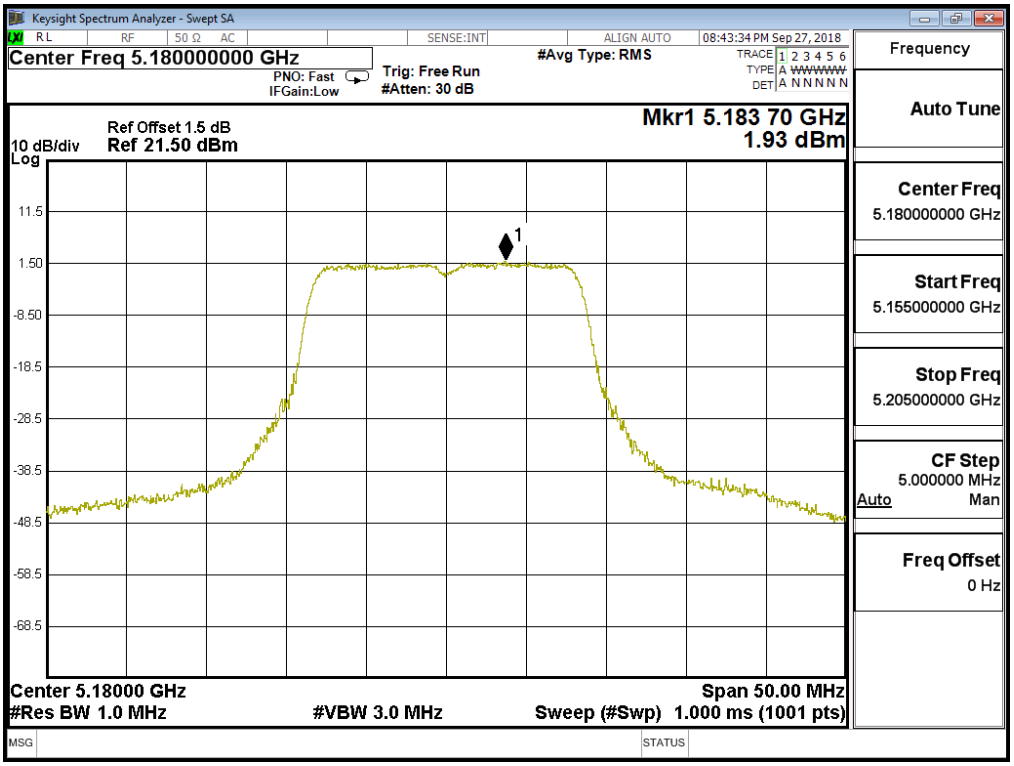

Channel 44

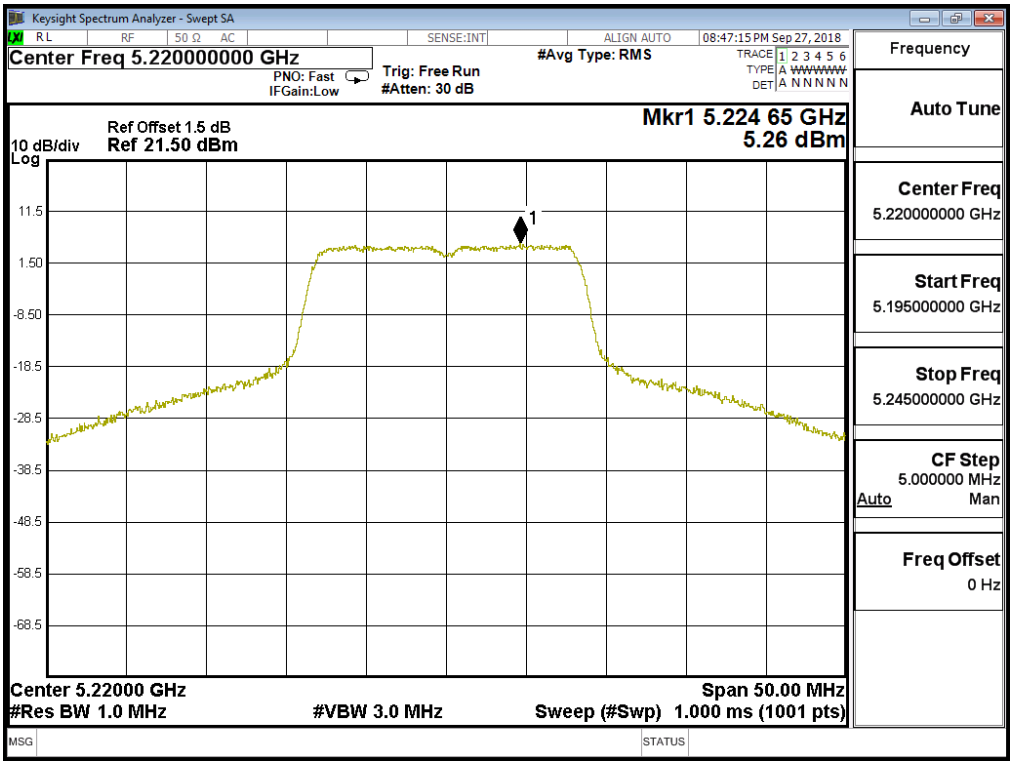

Channel 48

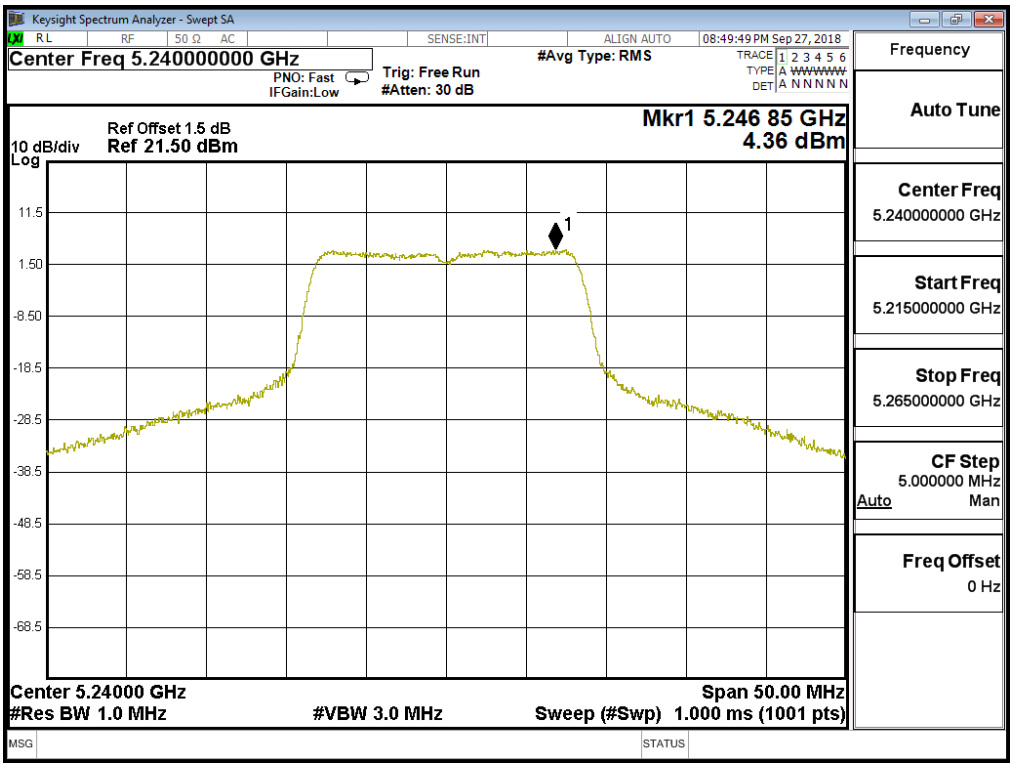

Channel 52

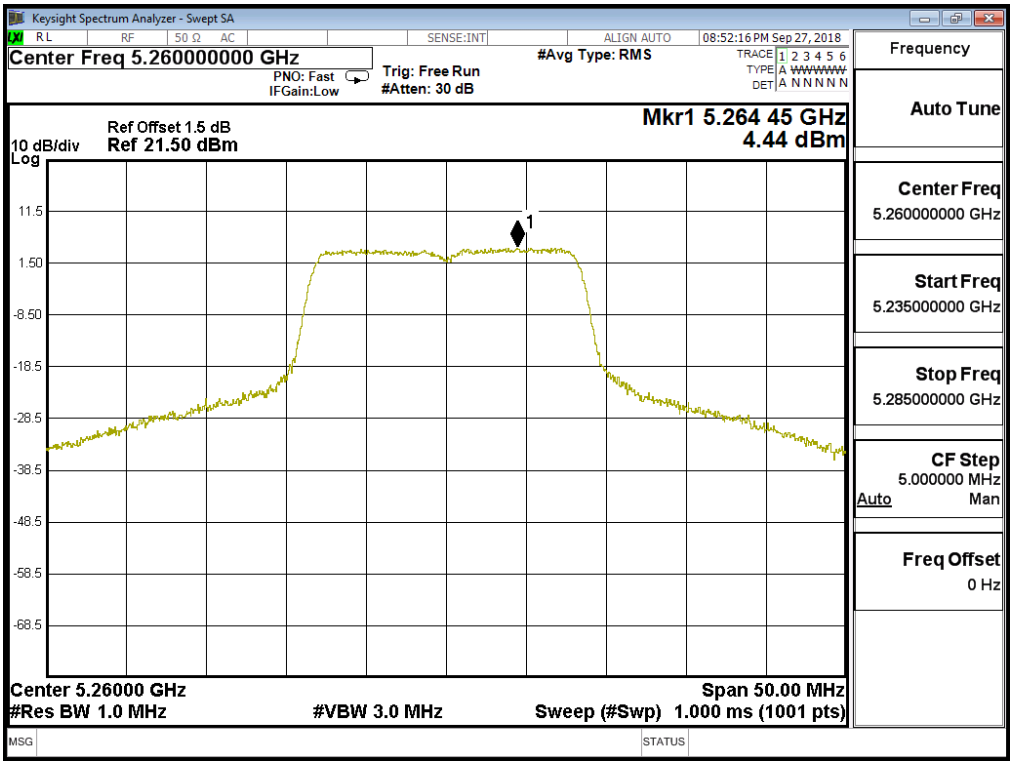

Channel 60

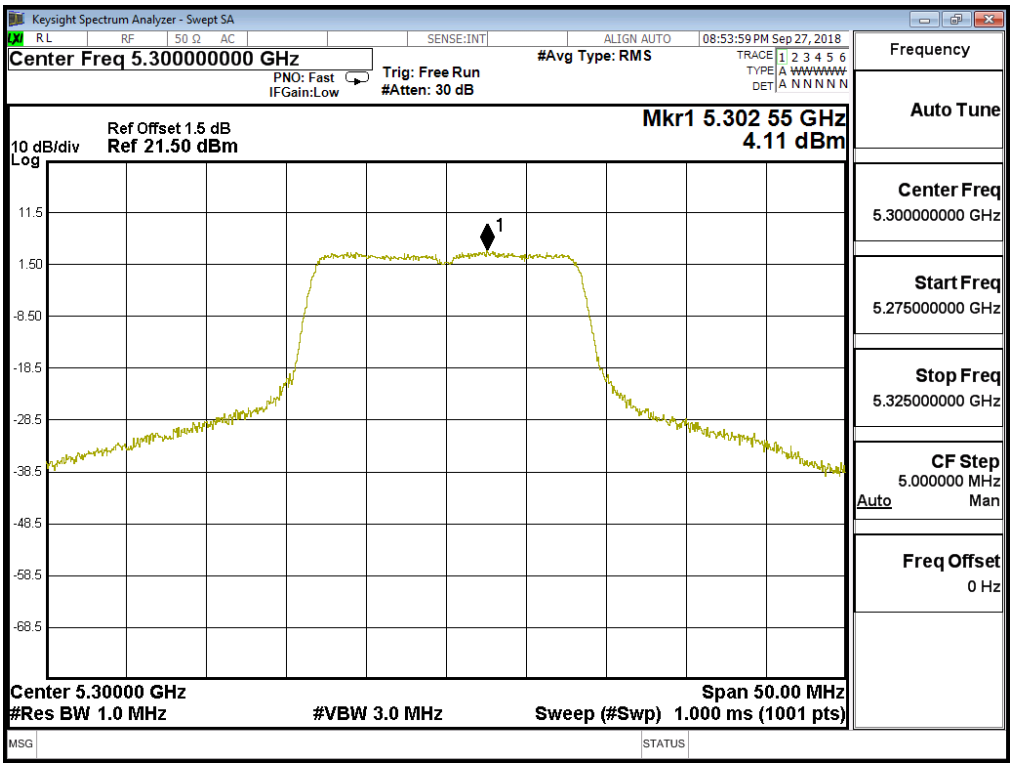

Channel 64

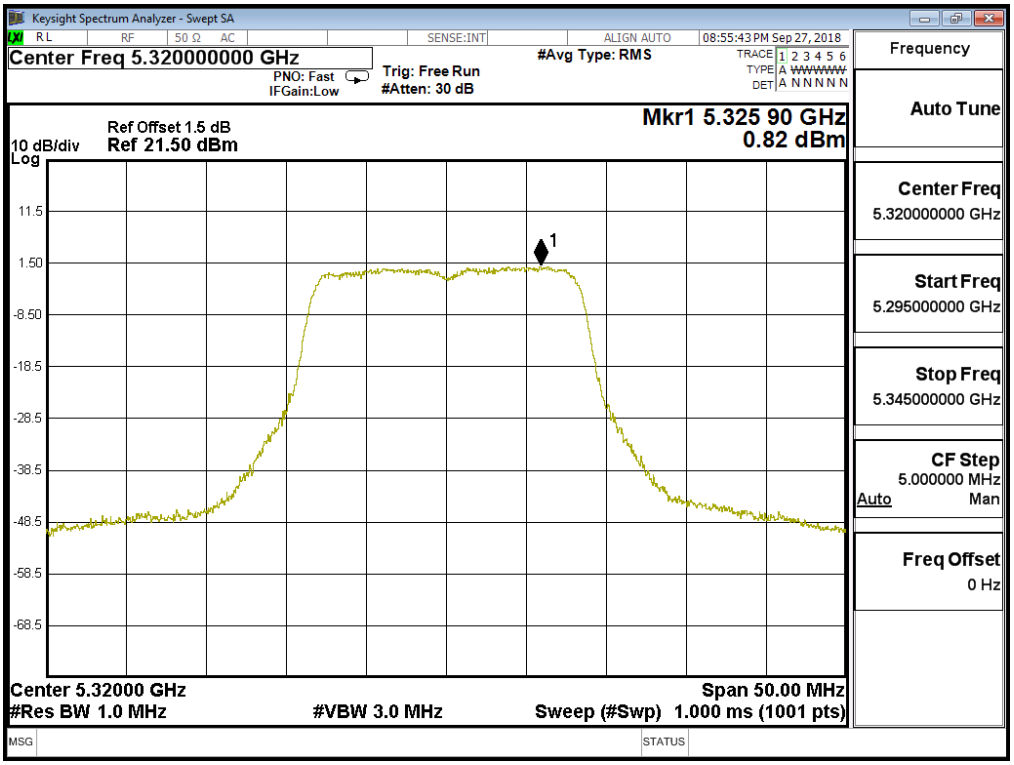

Channel 100

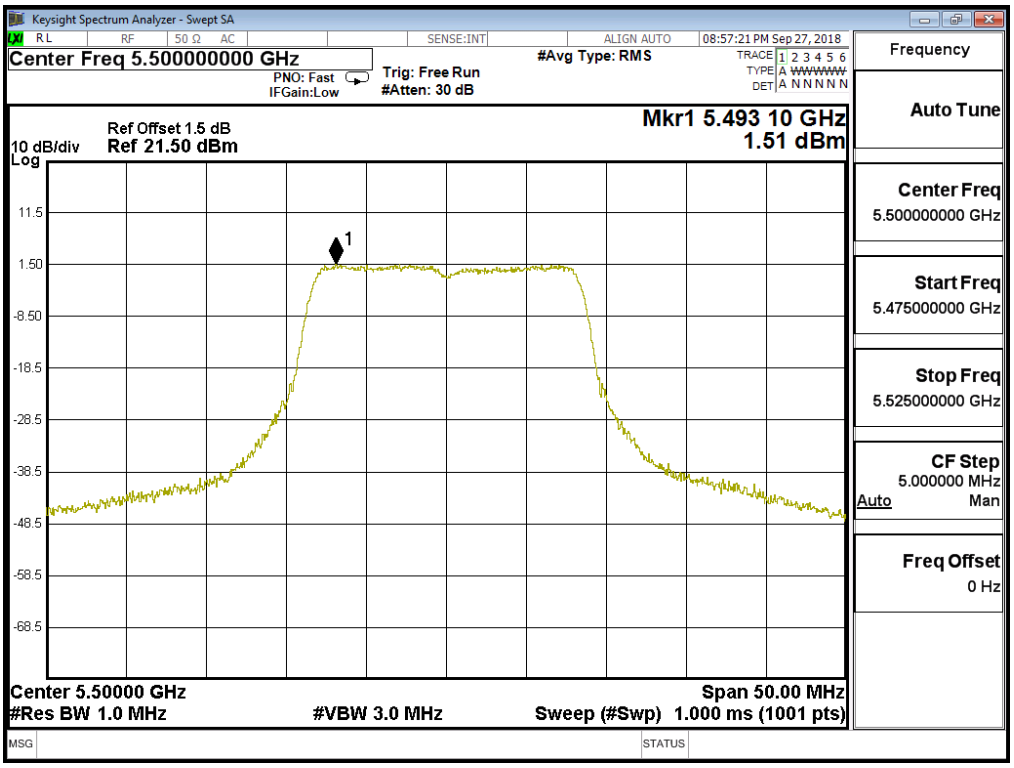

Channel 116

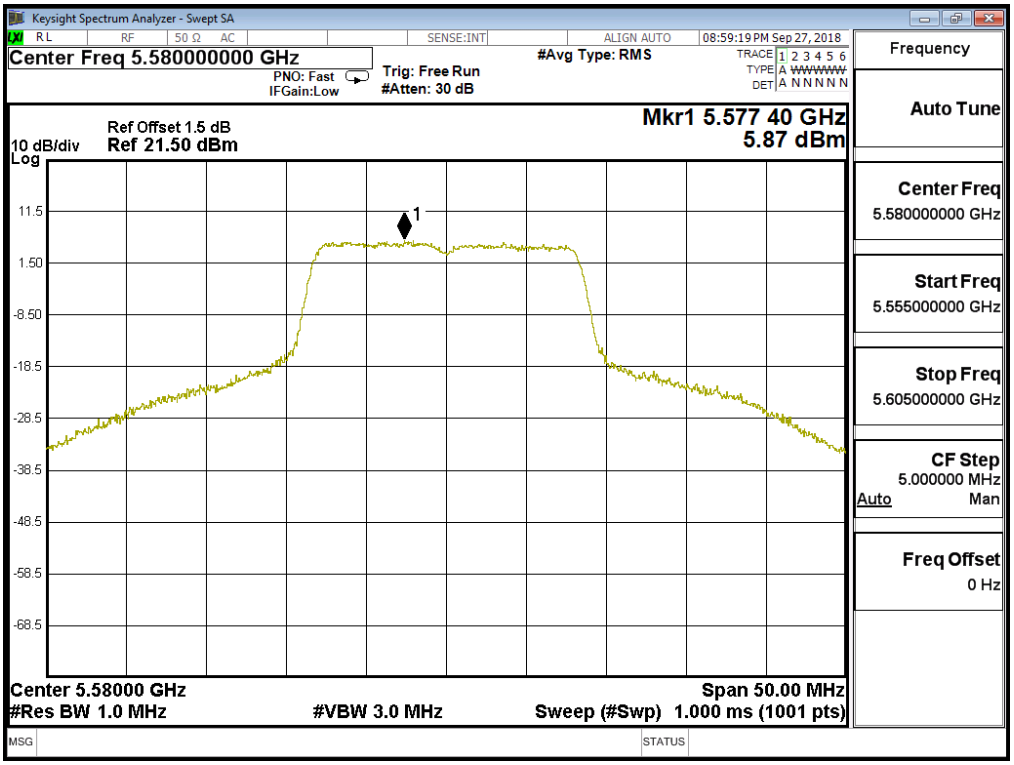

Channel 140

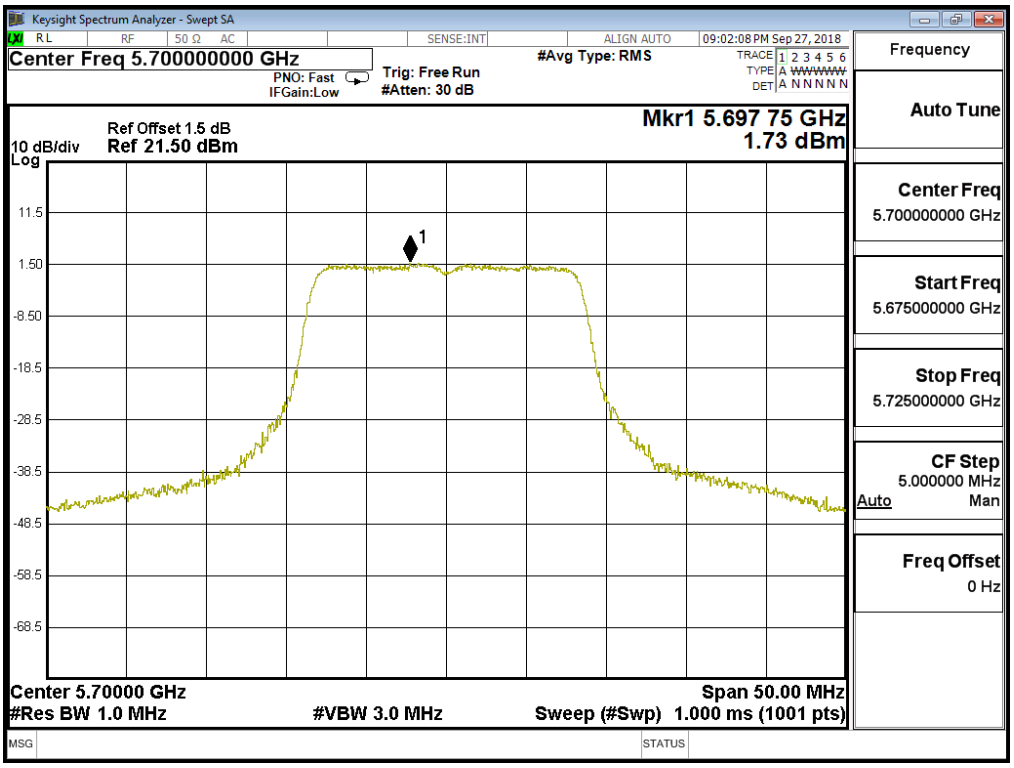

Channel 149

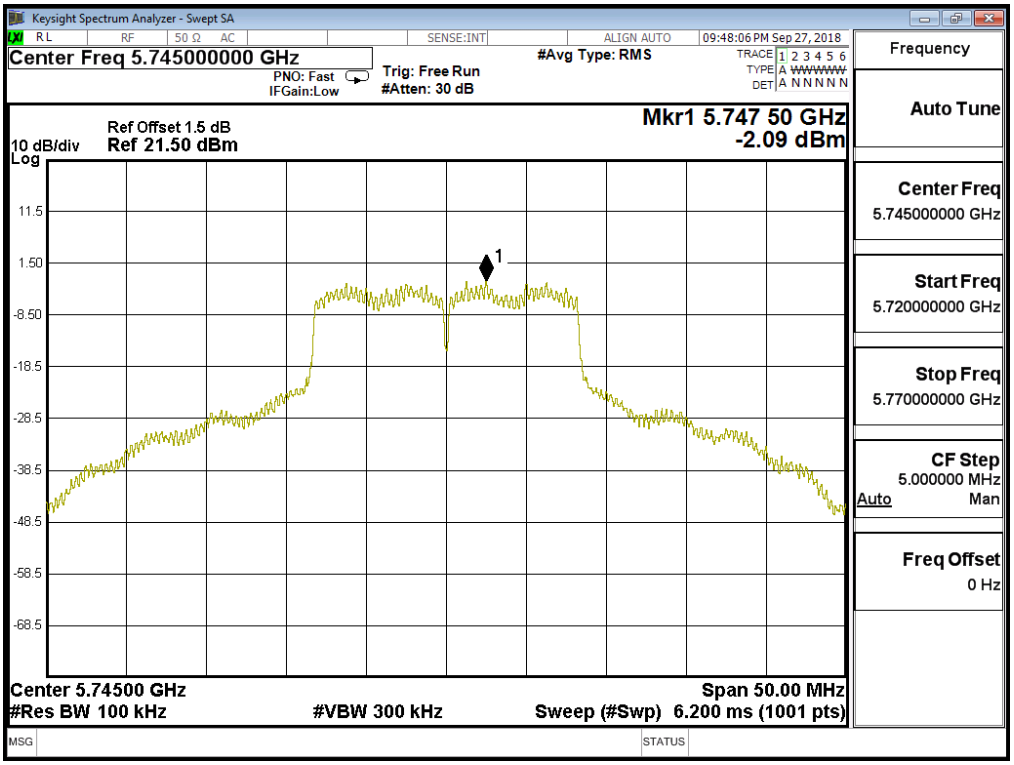

Channel 157

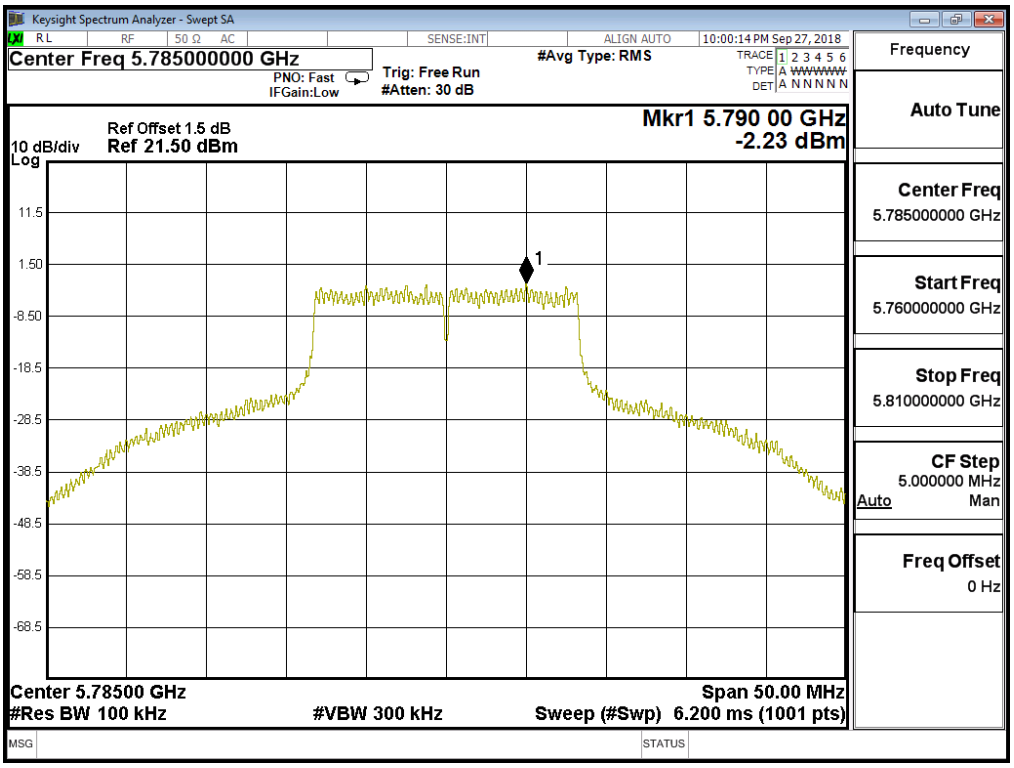

Channel 165

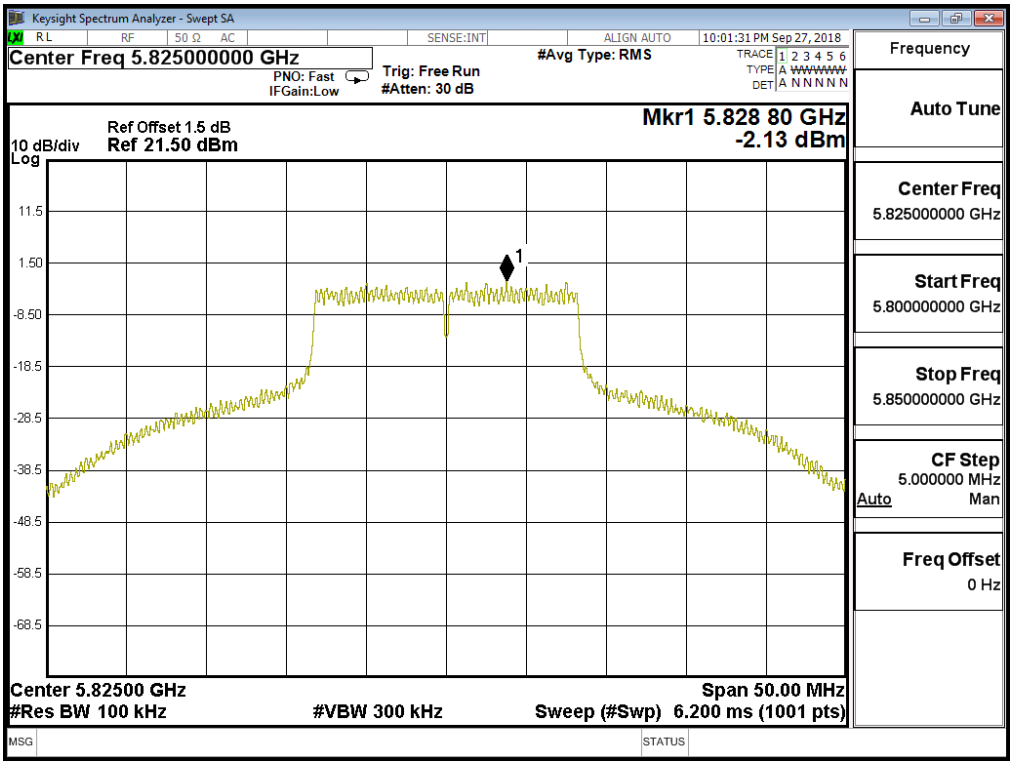

待測物名稱：Intel® Wi-Fi 6 AX201
待測物型號：AX201NGW　　測試項目：峰值功率頻譜密度
測試頻道：--　　測試模式：Mode 1: SISO A: 發射器 802.11n-20BW
6 dB 頻寬：1MHz　　視頻頻寬：3MHz
檢測器：峰值　　環境溫度：21 ℃
測試日期：107 年 10 月 03 日　　環境濕度：53 %

Channel Number	Frequency (MHz)	PPSD (dBm)	Required Limit (dBm)	Result
36	5180	4.350	<11	Pass
44	5220	7.420	<11	Pass
48	5240	6.710	<11	Pass
52	5260	6.940	<11	Pass
60	5300	6.030	<11	Pass
64	5320	2.930	<11	Pass
100	5500	3.680	<11	Pass
116	5580	7.610	<11	Pass
140	5700	3.780	<11	Pass

Channel Number	Frequency (MHz)	PPSD (dBm)	BWCF (dB)	Total PPSD (dBm)	Required Limit (dBm)	Result
144(U-NII-2C)	5720	6.990	--	6.990	<11	Pass
144(U-NII-3)	5720	-2.020	6.980	4.960	<30	Pass
149	5745	-0.830	6.980	6.150	<30	Pass
157	5785	-0.380	6.980	6.600	<30	Pass
165	5825	-0.720	6.980	6.260	<30	Pass

Channel 36

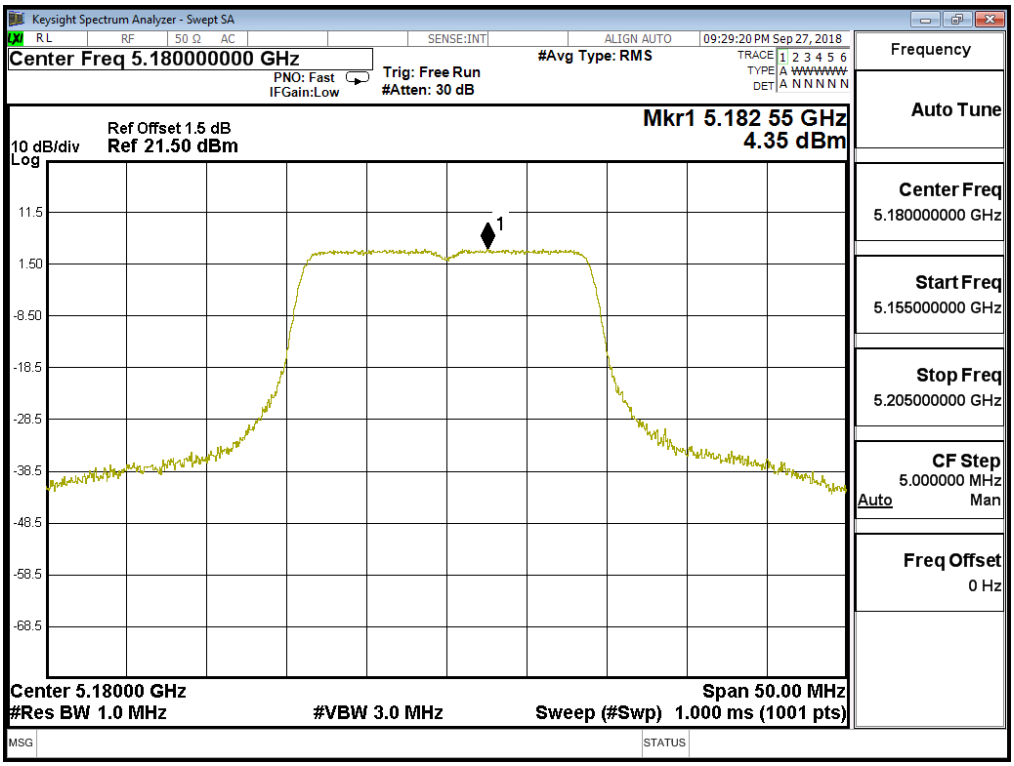
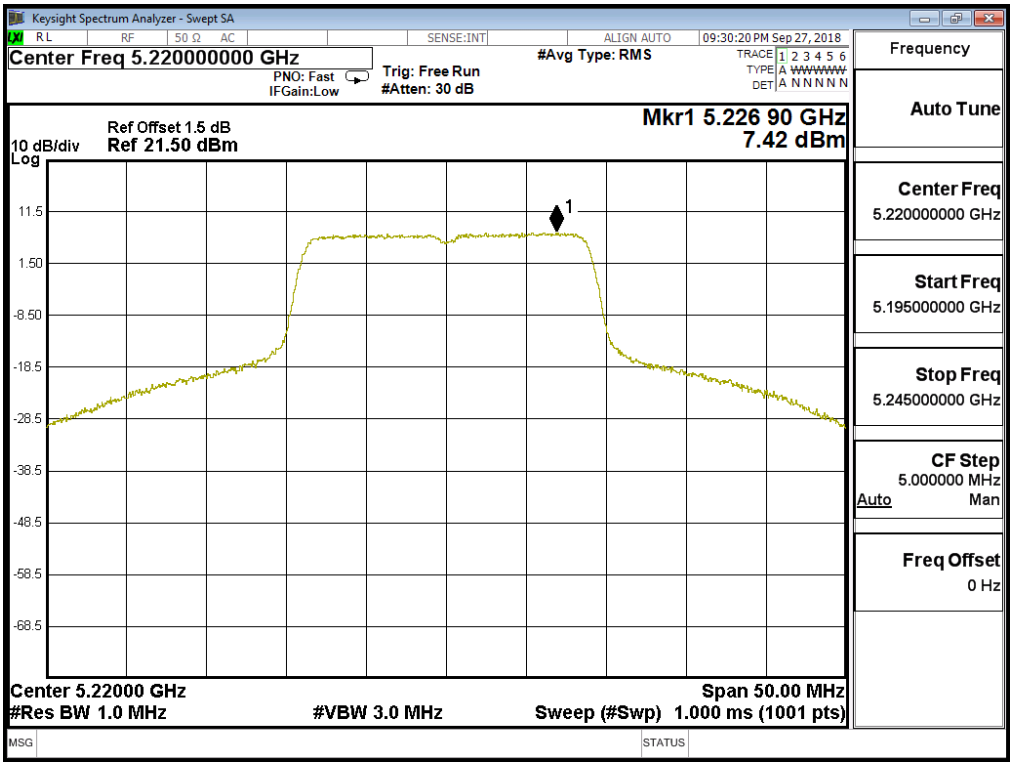
Channel 44