# 低功率射頻電機技術規範測試報告

| | |
|---|---|
| 報告編號. | **RT170918D05C** |
| 申請者 | 皇輝科技股份有限公司 |
| 產品名稱 | **AP1251** 無線基地台 |
| 型號 | **OAW-AP1251** |
| 製造廠商 | **ALE International** |
| 商標或廠牌 | **Alcatel-Lucent Enterprise** |
| 該產品樣品試驗依據之試驗標準 | 國家通訊傳播委員會低功率射頻電機技術規範<br>**107** 年 **1** 月 **10** 日修訂 |
| 試驗結果 | 合格 |

香港商立德國際商品試驗有限公司桃園分公司 林口實驗室
日期: **107** 年 **4** 月 **23** 日

報告簽署人簽章:

賴正軒

目　　錄


**報告發行紀錄 ..... 4**

**1. 低功率射頻電機量測記錄表 ..... 6**

**2. 一般敘述 ..... 7**

2.1 待測設備 ..... 7
2.2 輔助測試之週邊設備描述 ..... 11
2.3 測試架構圖 ..... 11

**3. 適用規範 ..... 12**

3.1 規範要求 ..... 12
3.2 限制使用之頻帶 ..... 17

**U-NII 頻段測試紀錄結果 ..... 18**

**4. 帶外發射之量測 ..... 18**

4.1 適用標準 ..... 18
4.2 量測方法 ..... 18
4.3 量測儀器 ..... 19
4.4 帶外發射之測試配置 ..... 20
4.5 場強度之計算 ..... 21
4.6 帶外發射之量測結果 ..... 22
4.6.1 發射諧波 ..... 22
4.6.2 接收諧波 ..... 96
4.6.3 其它不必要之訊號 ..... 98
4.7 量測結果判定 ..... 99
4.8 輻射量測之配置照片 ..... 99

**5. 電源線傳導干擾之量測 ..... 100**

5.1 適用標準 ..... 100
5.2 量測方法 ..... 100
5.3 量測儀器 ..... 100
5.4 測試配置 ..... 101
5.5 干擾值之計算 ..... 101
5.6 量測結果 ..... 102
5.7 量測結果判定 ..... 103
5.8 配置照片 ..... 103

**6. 傳導輸出功率量測及發射頻寬之要求 ..... 104**

6.1 適用標準 ..... 104
6.2 量測方法 ..... 104
6.3 量測儀器 ..... 105
6.4 測試配置 ..... 105
6.5 峰值傳導輸出功率之量測結果 ..... 106
6.6 量測結果判定 ..... 112

**7. 功率頻譜密度之量測 ..... 113**

7.1 適用標準 ..... 113
7.2 量測方法 ..... 113
7.3 量測功率頻譜密度之儀器 ..... 114
7.4 功率頻譜密度之測試配置 ..... 114
7.5 功率頻譜密度之量測結果 ..... 115
7.6 量測結果判定 ..... 117

**8. 電波暴露量之評估 ..... 118**

8.1 適用標準 ..... 118
8.2 評估方法 ..... 118
8.3 評估結果 ..... 118

**附錄：動態頻率選擇 ..... 119**

**1 EUT Information ..... 119**

1.1 Operating Frequency Bands and Mode of EUT ..... 119
1.2 EUT Software and Firmware Version ..... 119
1.3 Description of Available Antennas to The EUT ..... 119
1.4 EUT Maximum and Minimum Conducted Power ..... 120
1.5 EUT Maximum and Minimum EIRP Power ..... 122
1.6 Transmit Power Control (TPC) ..... 124
1.7 Statement of Manufacturer ..... 124

**2 U-NII DFS Rule Requirements ..... 125**

2.1 Working Modes and Required Test Items ..... 125
2.2 Test Limits And Radar Signal Parameters ..... 126

**3 Test & Support Equipment List ..... 129**

3.1 Test Instruments ..... 129
3.2 Description of Support Units ..... 129

**4 Test Procedure ..... 130**

4.1 DFS Measurement System ..... 130
4.2 Calibration of DFS Detection Threshold Level ..... 131
4.3 Deviation From Test Standard ..... 131
4.4 Radiated Test Setup Configuration ..... 132

**5 Test Results ..... 133**

5.1 Summary of Test Results ..... 133
5.2 Test Results ..... 134
5.2.1 **Test Mode: Device Operating In Master Mode** ..... 134
5.2.2 **U-NII Detection Bandwidth** ..... 139
5.2.3 **Channel Availability Check Time** ..... 145
5.2.4 **Channel Closing Transmission and Channel Move Time** ..... 147
5.2.5 **Non-Occupancy Period** ..... 156
5.2.6 Uniform Spreading ..... 159
5.2.7 Transmit power control (TPC) ..... 159

**9. 檢測實驗室基本資料 ..... 316**

## 報告發行紀錄

| Issue No. | Description | Date Issued |
|---|---|---|
| RT170918D05C | Original release. | 107 年 4 月 23 日 |

# 證 明 書

**發行日期：**107 年 4 月 23 日

**產 品 名 稱：** AP1251 無線基地台
**商 標：** Alcatel-Lucent Enterprise
**型 號：** OAW-AP1251
**申 請 者：** 皇輝科技股份有限公司
**量 測 規 範：** 低功率射頻電機技術規範 LP0002
ANSI C63.10-2013

香港商立德國際商品試驗有限公司桃園分公司在此證明上述待測設備樣品一組(型號：OAW-AP1251)，收件日期 106 年 5 月 8 日，於 106 年 5 月 12 日至 106 年 10 月 12 日，已在本公司的標準測試場地完成量測。報告中所描述之測試結果和待測設備的架構組合，均根據樣品實際的量測情況作詳實的記錄。

立德桃園分公司依"**低功率射頻電機技術規範**"、"**低功率電波輻射性電機管理辦法**"及"**電信管制射頻器材審驗辦法**"製作測試結果報告。

特 此 證 明 ！

報告製作者：張嘉宴 ，日 期：107 年 4 月 23 日
張嘉宴 / 高級專員

審 核 者：賴正軒 ，日 期：107 年 4 月 23 日
賴正軒 / 技術副理

**香港商立德國際商品試驗有限公司桃園分公司**
實驗室地址：新北市林口區嘉寶里 14 鄰 47-2 號

此份報告不得摘錄複製，除全份複製外，需經實驗室書面同意。

## 1. 低功率射頻電機量測記錄表

**申請廠商:** 皇輝科技股份有限公司

**製造廠商:** ALE International

**申請廠商地址:** 114 臺北市內湖區民權東路 6 段 11 巷 43 之 1 號 3 樓

**廠牌:** Alcatel-Lucent Enterprise

**產品名稱:** AP1251 無線基地台

**型號:** OAW-AP1251

**量測單位名稱:** 香港商立德國際商品試驗有限公司桃園分公司 林口實驗室

**量測單位地址:** 新北市林口區嘉寶里 14 鄰 47-2 號

**量測單位認可編號:** TAF 2021 (9kHz~40GHz)

**量 測 規 範:** 低功率射頻電機技術規範 LP0002
ANSI C63.10-2013
KDB 662911
KDB 789033

WLAN 5.250~5.350GHz頻段概要

| 項次 | 量測項目 | 規　　範 | 量測結果判定 |
|---|---|---|---|
| 1 | 電源線傳導干擾 | 低功率射頻電機技術規範2.3節 | 合格 |
| 2 | 帶外發射 | 低功率射頻電機技術規範4.7.4節 | 合格 |
| 3 | 最大傳導輸出功率 | 低功率射頻電機技術規範4.7.3.2節 | 合格 |
| 4 | 最大功率頻譜密度 | 低功率射頻電機技術規範4.7.3.2節 | 合格 |
| 5 | 發射功率控制(TPC)及動態頻率選擇(DFS) | 低功率射頻電機技術規範4.7.7.1及4.7.7.2 節 | 合格 |

WLAN 5.470~5.725GHz頻段概要

| 項次 | 量測項目 | 規　　範 | 量測結果判定 |
|---|---|---|---|
| 1 | 電源線傳導干擾 | 低功率射頻電機技術規範2.3節 | 合格 |
| 2 | 帶外發射 | 低功率射頻電機技術規範4.7.4節 | 合格 |
| 3 | 最大傳導輸出功率 | 低功率射頻電機技術規範4.7.3.2節 | 合格 |
| 4 | 最大功率頻譜密度 | 低功率射頻電機技術規範4.7.3.2節 | 合格 |
| 5 | 發射功率控制(TPC)及動態頻率選擇(DFS) | 低功率射頻電機技術規範4.7.7.1及4.7.7.2 節 | 合格 |

最大暴露允許值(Maximum Permissible Exposure，MPE)

| 項次 | 量測項目 | 規　　範 | 量測結果判定 |
|---|---|---|---|
| 1 | 電波暴露量 | 低功率射頻電機技術規範第 5.20.2 節 | 合格 |

## 2. 一般敘述

2.1 待測設備

| | |
|---|---|
| 產 品 名 稱： | AP1251 無線基地台 |
| 型 號： | OAW-AP1251 |
| 額 定 電 源： | 48Vdc from PoE |
| 調 變 方 式： | 64QAM, 16QAM, QPSK, BPSK for OFDM<br>256QAM for OFDM in 11ac mode (VHT20,VHT40, VHT80) |
| 調 變 技 術： | OFDM |
| 傳 輸 速 率： | 802.11a: 54.0/ 48.0/ 36.0/ 24.0/ 18.0/ 12.0/ 9.0/ 6.0Mbps<br>802.11n: up to 400Mbps<br>802.11ac: up to 867Mbps |
| 載 波 頻 率： | 5260 ~ 5320 MHz, 5500 ~ 5700 MHz |
| 頻 道 數： | 5260 ~ 5320MHz<br>802.11a, 802.11n (20MHz), 802.11ac (20MHz): 4<br>802.11n (40MHz), 802.11ac (40MHz): 2<br>802.11ac (80MHz): 1<br>5500 ~ 5700MHz:<br>802.11a, 802.11n (20MHz), 802.11ac (20MHz): 11<br>802.11n (40MHz), 802.11ac (40MHz): 5<br>802.11ac (80MHz): 2 |
| 發 射 功 率（電 場 強 度）: | 5260 ~ 5320MHz: 15.91dBm<br>5500 ~ 5700MHz: 22.87 dBm |
| 天 線 種 類： | 見註 |
| 電 源 線 類 別： | N/A |
| 信 號 線 類 別： | N/A |
| 配 件： | N/A |

**註 1:** 此報告為系列報告與原 NCC 證書號碼: CCAI18LP0460T2，其差異僅為增報 DFS 頻段而提出系列申請。

**註 2:** 此待測物之技術的種類為2Tx / 2Rx之組合。

| Modulation Mode | Tx Function |
|---|---|
| 802.11a | 2TX |
| 802.11n (20MHz) | 2TX |
| 802.11n (40MHz) | 2TX |
| 802.11ac (20MHz) | 2TX |
| 802.11ac (40MHz) | 2TX |
| 802.11ac (80MHz) | 2TX |

**註 3:** 此待測設備搭配測試的天線，其資料如下：

| Chain No. | 天線型式 | 商標 | 型號 | 增益(dBi) | 接頭型式 |
|---|---|---|---|---|---|
| Chain 0 | Omni | Sercomm | 617210SUJH | 6.62 | MMCX |
| Chain 1 | | | | 6.24 | |

The directional gain table:

| Max. Gain (dBi) |
|---|
| 9.44 |
| (i) If transmit signals are *correlated*, then<br>Directional gain = 10 log[$(10^{G_1/20} + 10^{G_2/20} + \ldots + 10^{G_N/20})^2 / N_{ANT}$] dBi [Note the "20"s in the denominator of each exponent and the square of the sum of terms; the object is to combine the signal levels coherently.] |

**註 4:** 此報告中，場強輻射量經過評估後以下列測試模式進行最終量測。

| 量測項目 | 發射 | 接收 |
|---|---|---|
| 1GHz 以上量測 | **CDD Mode**<br>802.11a: Ch 52, 60, 64, 100, 116, 132, 140<br>802.11ac (20MHz): Ch 52, 60, 64, 100, 116, 132, 140<br>802.11ac (40MHz): Ch 54, 62, 102, 110, 134<br>802.11ac (80MHz): Ch 58, 106, 122<br>**Beamforming Mode**<br>802.11ac (20MHz): Ch 52, 60, 64, 100, 116, 132, 140<br>802.11ac (40MHz): Ch 54, 62, 102, 110, 134<br>802.11ac (80MHz): Ch 58, 106, 122 | 802.11a: Ch 52 |
| 其它不必要之訊號 | 802.11a: Ch 52 | |
| 傳導干擾電壓量測 | 802.11a: Ch 52 | |

**註 5:** 此報告中，峰值傳導輸出功率量測，以CDD Mode和Beamforming Mode分別進行測試並記錄最終量測結果於報告中。其峰值傳導輸出功率量測之外的測試項目僅以CDD Mode進行測試，並記錄最終量測結果於報告中

**註 6:** 此待測設備，經評估經評估三個正交軸方位評估測試擺設方式：平躺、側放、垂直，其中以**垂直**擺放擁有最大干擾值，故以此擺放方式進行最終量測，並將測試結果紀錄。

註 **7:** Duty cycle of test signal.

Duty cycle of test signal is > 98 %, duty factor is not required

Duty cycle of test signal is < 98 %, duty factor is required

**802.11a**: Duty cycle = 2.055/2.139 = 0.961, Duty factor = 10 * log(1/0.961) = 0.17

**802.11ac (20MHz):** Duty cycle = 98.2%

**802.11ac (40MHz):** Duty cycle = 2.385/2.510 = 0.950, Duty factor = 10 * log(1/0.950) = 0.22

**802.11ac (80MHz):** Duty cycle = 1.116/1.218 = 0.916, Duty factor = 10 * log(1/0.916) = 0.38

**802.11a**

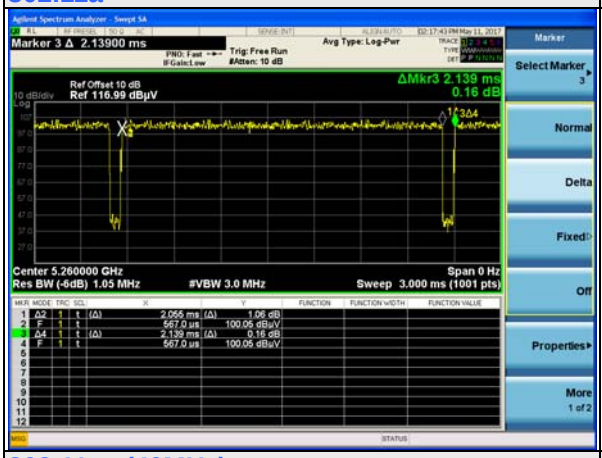


**802.11ac (20MHz)**

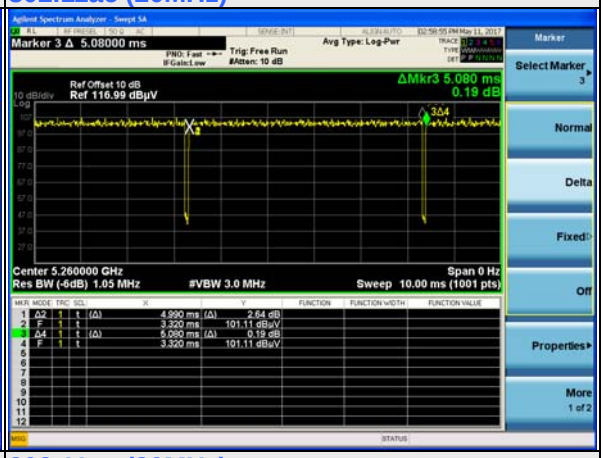


**802.11ac (40MHz)**

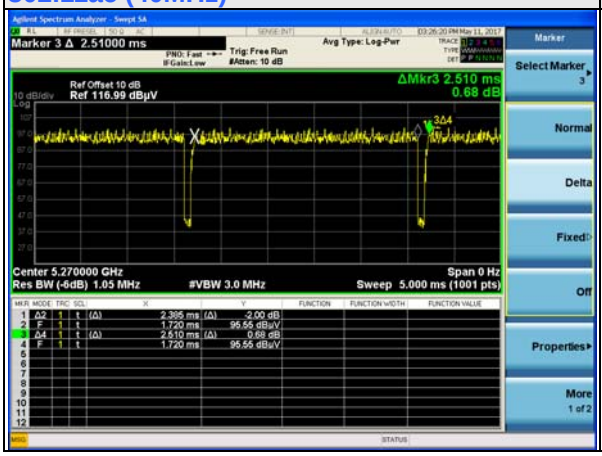


**802.11ac (80MHz)**

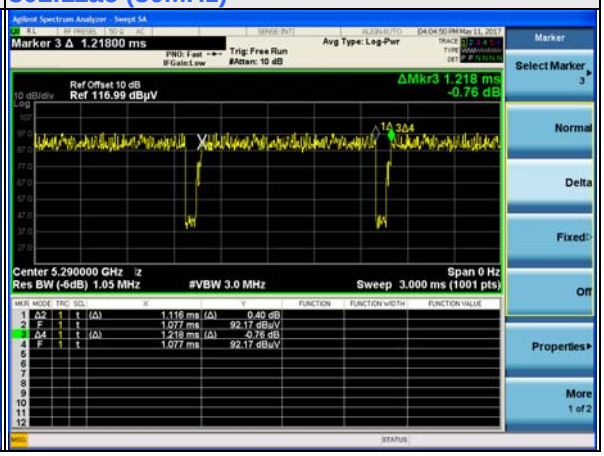

此裝置各頻道的中心頻率如下：

802.11a, 802.11n (20MHz), 802.11ac (20MHz):

| 頻道 | 對應頻率 (MHz) | 頻道 | 對應頻率 (MHz) |
|---|---|---|---|
| 52 | 5260 MHz | 116 | 5580 MHz |
| 56 | 5280 MHz | 120 | 5600 MHz |
| 60 | 5300 MHz | 124 | 5620 MHz |
| 64 | 5320 MHz | 128 | 5640 MHz |
| 100 | 5500 MHz | 132 | 5660 MHz |
| 104 | 5520 MHz | 136 | 5680 MHz |
| 108 | 5540 MHz | 140 | 5700 MHz |
| 112 | 5560 MHz | | |

802.11n (40MHz), 802.11ac (40MHz):

| 頻道 | 對應頻率 (MHz) | 頻道 | 對應頻率 (MHz) |
|---|---|---|---|
| 54 | 5270 MHz | 118 | 5590 MHz |
| 62 | 5310 MHz | 126 | 5630 MHz |
| 102 | 5510 MHz | 134 | 5670 MHz |
| 110 | 5550 MHz | | |

802.11ac (80MHz):

| 頻道 | 對應頻率 (MHz) | 頻道 | 對應頻率 (MHz) |
|---|---|---|---|
| 58 | 5290 MHz | 122 | 5610 MHz |
| 106 | 5530 MHz | | |

詳細之規格請參考使用說明書，產品的照片請參照 BV 報告編號:180418D07。

## 2.2 輔助測試之週邊設備描述

待測設備於受測時均接上其所屬的配件或一般用途之相關設備；下列輔助設備或配件測試中所使用的配備，以形成一個代表待測物實際運作的受測系統。

| ID | Product | Brand | Model No. | Serial No. | FCC ID | Remarks |
|---|---|---|---|---|---|---|
| A. | Notebook PC | DELL | E6530 | 9331GV1 | FCC DoC Approved | Provided by Lab |
| B. | PoE Adapter | Microsemi | PD-3501G/AC | N/A | N/A | Supplied by client |
| C. | Load | N/A | N/A | N/A | N/A | Provided by Lab |

Note:
1. All power cords of the above support units are non-shielded (1.8m).
2. Items A~B acted as communication partners to transfer data.
3. The rating of support unit B was as follows:
   AC I/P: 100-240V, 50/60Hz, 0.43A
   DC O/P: 48V, 0.35A

| ID | Descriptions | Qty. | Length (m) | Shielding (Yes/No) | Cores (Qty.) | Remarks |
|---|---|---|---|---|---|---|
| 1. | LAN cable | 1 | 1.2 | N | 0 | Provided by Lab |
| 2. | LAN cable | 1 | 10 | N | 0 | Provided by Lab |
| 3. | LAN cable | 1 | 1.8 | N | 0 | Provided by Lab |

Note: The core(s) is(are) originally attached to the cable(s).

## 2.3 測試架構圖

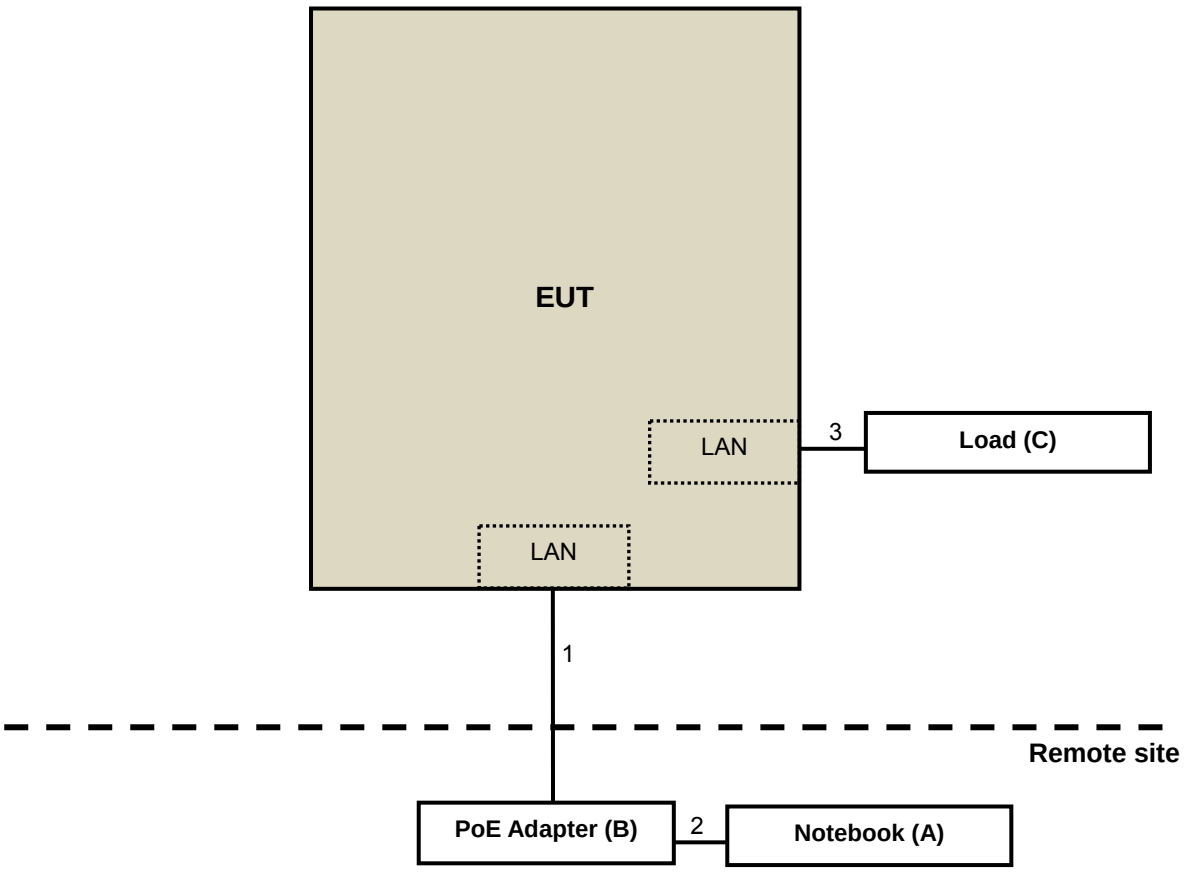

## 3. 適用規範

3.1 規範要求

(1)傳導之規定

依據國家通訊傳播委員會低功率射頻電機技術規範之 2.3 節，電源傳導干擾之限制要求如下:

| 頻率(MHz) | 傳導限制值 (dBuV) | |
|---|---|---|
| | 準峰值(Quasi-peak) | 平均值(Average) |
| 0.15-0.5 | 66-56(註) | 56-46(註) |
| 0.5-5 | 56 | 46 |
| 5-30 | 60 | 50 |

(註)：隨頻率之對數遞減。

(2)帶外發射之規定

(I) 操作於 2.4000~2.4835 GHz band:

依據國家通訊傳播委員會低功率射頻電機技術規範 3.10.1.5 節之要求，操作頻帶範圍外之任意 100 kHz 內，發射機所產生的射頻功率相較於使用頻帶範圍中包含最高所需功率之 100 kHz 內的射頻功率，其衰減值限制如下：(1) 輸出功率以附件二之峰值輸出功率方式測量者，至少須衰減 20 dB，可使用射頻傳導或輻射方式測量。(2) 輸出功率以 3.10.1.2(1)(C)之最大傳導輸出功率測量方式者，至少須衰減 30 dB。

(II) 操作於 5.15 GHz~5.35 GHz 及 5.470 GHz ~5.725 GHz 頻段:

依據國家通訊傳播委員會低功率射頻電機技術規範 4.7.4.1 節之要求，帶外發射之有效等向輻射功率(EIRP)≦-27 dBm/MHz。

(III) 操作於 5.725 GHz~5.850 GHz 頻段:

依據國家通訊傳播委員會低功率射頻電機技術規範 4.7.4.2 節之要求，所有頻帶邊緣向外 5 MHz 內頻率之發射，有效等向輻射功率(EIRP)≦27 dBm/MHz～15.6 dBm/MHz (以線性法計算對應之限制值)；所有頻帶邊緣向外 5 MHz～25 MHz，有效等向輻射功率 35(EIRP)≦15.6 dBm/MHz～10 dBm/MHz (以線性法計算對應之限制值)；所有頻帶邊緣外 25 MHz～75 MHz，有效等向輻射功率(EIRP)≦10 dBm/MHz～-27 dBm/MHz(以線性法計算對應之限制值)；所有頻帶邊緣外≧75 MHz 的頻率之發射，有效等向輻射功率(EIRP)≦-27 dBm/MHz；有關遮罩限制值詳圖 1。

在5.725 GHz～5.850 GHz 頻段操作且天線增益大於10dBi 之設備於106 年3 月2日前得適用3.10.1.5帶外發射限制；在5.725 GHz～5.850 GHz 頻段操作且天線增益小於等於10dBi之設備於107年3月2 日前得適用3.10.1.5帶外發射限制規定。

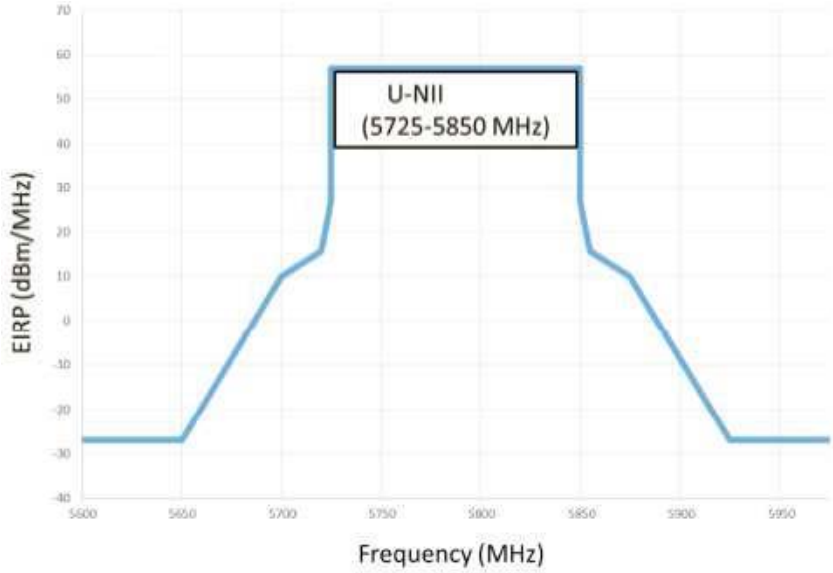


圖 1

在 1 GHz 以下不必要之發射，應符合 2.8 之規定。此外，落於 2.7 禁用頻段之輻射發射，應符合 2.8 之規定。

| 頻率(MHz) | 電場強度(微伏特/公尺, uV/m) | 測距(公尺) |
|---|---|---|
| 0.009 - 0.490(含) | 2,400/f(kHz) | 300 |
| 0.490 (不含) - 1.705 (含) | 24,000/f(kHz) | 30 |
| 1.705(不含) - 30 (不含) | 30 | 30 |
| 30 (含) - 88 (含) | 100 | 3 |
| 88 (不含)- 216 (含) | 150 | 3 |
| 216 (不含)- 960 (含) | 200 | 3 |
| 960 (不含)以上 | 500 | 3 |

(3)天線之規定

天線規格不受第 2.2 節規定之限制。

(4)天線增益之要求

低功率發射機，依據國家通訊傳播委員會低功率射頻電機技術規範 3.10.1.3 節及 4.7.3 節之規定如下：

(I) 操作於 2400 MHz～2483.5 MHz 頻段：

(A) 進行固定式點對點操作時，其發射天線之方向性增益超過6 dBi，每超過3 dBi，最大傳導輸出功率限制值應降低1 dB。

(B) 天線以多向波束發射方式(含同時發射或循序發射)將訊號導向多個接收機或接收機群組時，應符合下列規定：

(a) 非同時發射多向波束者，所有載波或頻道傳輸至所有天線陣列或陣列群之總和傳導輸出功率應符合 3.10.1.2 之功率限制值。如天線/天線陣列群之方向性增益超過6 dBi，每超過3 dBi，總和傳導輸出功率限制值應降低1 dB。方向性增益值應計算如下：

(i) 方向性增益值= 10log(天線陣列之單元數目)+各單元中最高之方向性增益值。

(ii) 天線陣列間之遮蔽效應或波束干涉損失能充分佐證時，方向性增益得低於(i)計算數值。

(b) 同時發射多向波束於相同或不同頻道者，其每一波束功率應符合(a)之功率限制值。如發射波束有重疊現象，功率應降低，以確保總和傳導輸出功率符合(a)之限制值。同時發射的所有波束總和傳導輸出功率不大於(a) 總和傳導輸出功率限制值加8 dB。方向性增益值計算同(a)。

(c) 發射機之天線具備單向波束功能者，應符合(1)(A)及(3)後段之規定。

除(A)及(B)外，使用超過6 dBi 方向增益之發射天線時，應依超過6 dBi 天線方向增益的dBi 總量，等量減少最大傳導輸出功率限制值。

(II) 操作於 5.15 GHz~5.25 GHz 頻段：

(A) 供戶外操作使用: 使用超過6 dBi 方向增益之發射天線時，應依超過6 dBi 天線方向增益的dBi 總量，等量減少最大傳導輸出功率及最大功率頻譜密度。在水平面仰角超過30 度時，其最大EIRP 應小於或等於21 dBm。

(B) 供室內操作使用: 使用超過6 dBi 方向增益之發射天線時，應依超過6 dBi 天線方向增益的dBi 總量，等量減少最大傳導輸出功率及最大功率頻譜密度。

(C) 供固定式點對點操作使用: 使用超過23 dBi方向增益之指向性天線時，應依超過23 dBi天線方向增益的dBi 總量，等量減少最大傳導輸出功率及最大功率頻譜密度。固定式點對點操作，不包括點對多點系統、全方向性應用及多台共站發射機傳送相同資訊。

(D) 供用戶端裝置(Client Device)操作使用: 使用超過6 dBi 方向增益之發射天線時，應依超過6 dBi 天線方向增益的dBi 總量，等量減少最大傳導輸出功率及最大功率頻譜密度。

(III) 操作於 5.25 GHz~5.35 GHz 與 5.470 GHz ~5.725 GHz 頻段:

使用超過 6 dBi 方向增益之發射天線時，應依超過 6 dBi 天線方向增益的 dBi 總量，等量減少最大傳導輸出功率及最大功率頻譜密度。

(IV) 操作於 5.725 GHz~5.850 GHz 頻段:

(A) 供固定式點對點操作時，使用方向增益超過6 dBi 之發射天線，可不需對應減少發射器之傳導輸出功率限制值。

(B) 除(A)外，使用超過6 dBi 方向增益之發射天線時，應依超過6 dBi 天線方向增益的dBi 總量，等量減少最大傳導輸出功率及最大功率頻譜密度。

(5) 6dB 頻寬之要求

(I) 操作於 2400 MHz～2483.5 MHz 頻段：
對使用數位調變技術(digital modulation techniques)系統之低功率發射機，依據國家通訊傳播委員會低功率射頻電機技術規範 3.10.1.6 節之規定，6dB 頻寬至少應有 500kHz。

(II) 操作於 5.725 GHz~5.850 GHz 頻段:
依據國家通訊傳播委員會低功率射頻電機技術規範 4.7.5 節之規定，其 6dB 頻寬至少應有 500kHz。

(6)傳導輸出功率之要求

(I) 操作於 2.4000~2.4835 GHz band:
依據國家通訊傳播委員會低功率射頻電機技術規範 3.10.1.2 節之規定：
數位調變技術系統：1 W(含)以下。

(II) 操作於 5.15 GHz~5.25 GHz 頻段:
依據國家通訊傳播委員會低功率射頻電機技術規範 4.7.3.1 節之要求:
(A) 供戶外操作使用/供室內操作使用/供固定式點對點操作使用: 最大傳導輸出功率應小於或等於1 W。
(B) 供用戶端裝置(Client Device)操作使用: 最大傳導輸出功率應小於或等於250 mW。

(III) 操作於 5.25 GHz~5.35 GHz 及 5.470 GHz ~5.725 GHz 頻段:
依據國家通訊傳播委員會低功率射頻電機技術規範4.7.3.2節之規定，最大傳導輸出功率應小於或等於250 mW或11dBm+10log B (B是26 dB發射頻寬，單位MHz)之較小者。

(IV) 操作於 5.725 GHz~5.850 GHz 頻段:
依據國家通訊傳播委員會低功率射頻電機技術規範 4.7.3.3 節之規定，最大傳導輸出功率應小於或等於 1 W。

(7)功率頻譜密度之要求

(I) 操作於 2.4000~2.4835 GHz band:
依據國家通訊傳播委員會低功率射頻電機技術規範 3.10.1.6 節之規定，在使用頻率範圍之任一 3 kHz 頻寬內，由發射機傳導至天線之功率頻譜密度在任意傳輸期間內，皆小於或等於 8 毫分貝(dBm)，且應依 3.10.1.3 之方式降低功率頻譜密度限制值。

(II) 操作於 5.15 GHz~5.25 GHz 頻段:
依據國家通訊傳播委員會低功率射頻電機技術規範 4.7.3.1 節之要求:
(A) 供戶外操作使用/供室內操作使用/供固定式點對點操作使用: 在任何1 MHz 頻帶中最大功率頻譜密度應小於或等於17 dBm。
(B) 供用戶端裝置(Client Device)操作使用: 在任何1 MHz 頻帶中最大功率頻譜密度應小於或等於11 dBm。

(III) 操作於 5.25 GHz~5.35 GHz 及 5.470 GHz ~5.725 GHz 頻段:
依據國家通訊傳播委員會低功率射頻電機技術規範4.7.3.2節之規定，最大功率頻譜密度在任何1 MHz 頻帶中應小於或等於11 dBm。

(IV) 操作於5.725 GHz~5.850 GHz頻段:
依據國家通訊傳播委員會低功率射頻電機技術規範 4.7.3.3 節之規定，在任何 500 kHz 頻帶中最大功率頻譜密度應小於或等於 30 dBm。

(8)發射功率控制(TPC)及動態頻率選擇(DFS)之要求

依據國家通訊傳播委員會低功率射頻電機技術規範4.7.7.1及4.7.7.2節之規定。

發射功率控制(TPC)：操作於5.25 GHz～5.35 GHz 與5.470 GHz～5.725 GHz 頻段的設備，應具備發射功率控制功能。設備必須至少具有6 dB低於平均EIRP 30 dBm的能力。EIRP 低於500 mW 之系統不須具備TPC 功能。

動態頻率選擇(DFS)：操作於5.25 GHz～5.35 GHz與5.470 GHz～5.725 GHz頻段之設備應具備動態頻率選擇雷達偵測功能並啟動之，以完整偵測使用頻帶內之雷達訊號，避免與雷達系統同頻道操作。相關規定如下：

(1) 最低動態頻率選擇的偵測門檻
   (A) 最大EIRP 為200 mW～1 W之設備，其最低動態頻率選擇的偵測門檻值為-64dBm。
   (B) 最大EIRP 低於200 mW，且功率頻譜密度小於10 dBm/MHz 之設備，其最低動態頻率選擇的偵測門檻值為-62 dBm。
   (C) 最大EIRP 低於200 mW，且功率頻譜密度大於或等於10 dBm/MHz 之設備，其最低動態頻率選擇的偵測門檻值為-64 dBm。
   (D) 此偵測門檻值為1 微秒內之平均接收功率，並以0 dBi 天線為參考基準。頻道初始設定得由系統隨機選取或使用者手動選取。
(2) 操作模式：動態頻率選擇之規定適用於以下之操作模式：
   (A) 頻道可用性檢查時間之規定，適用於主控運作模式。
   (B) 頻道移動時間之規定，適用於主控及受控運作模式。
(3) 頻道可用性檢查時間：設備必須檢查其可在某一頻道上起始傳送之前是否有雷達系統已經操作在該頻道上，以及何時其必須移動到另一新的頻道，在60 秒內若沒有偵測到功率位準大過上述之干擾門檻值的雷達訊號時，設備才可開始使用該頻道。
(4) 頻道移動時間：在偵測到雷達的存在後，所有在該操作頻道上的所有傳輸須在10秒內停止，在偵測到雷達訊號後，該期間內的傳輸應維持最多200 毫秒的正常通訊。另外，間歇性的管理與控制訊號可在剩餘的時間中傳送，以便撤離該操作頻道。
(5) 不可佔用期間：某一頻道已被頻道可用性檢查或”服務中”監視顯示含有雷達系統，至少須有30 分鐘的不可佔用期間。不可佔用期間起始於偵測到雷達系統的當時。

(9)無線資訊傳輸設備必須擁有安全功能之要求:

依據國家通訊傳播委員會低功率射頻電機技術規範4.7.7.3節之規定，無線資訊傳輸設備必須擁有安全功能，以保護未經授權之一方更改軟體。製造商應提出符合本節規定之相關證明文件或符合性聲明。

(10) 依據國家通訊傳播委員會低功率射頻電機技術規範 4.7.7.4 節之規定，製造商必須在操作於 U-NII 頻段上之數位調變系統中提供安全功能，使第三方團體無法重寫程式，使其操作於非經認證之設定。該軟體必須避免發射機操作於非經認證之頻率、輸出功率、調變形式或其他射頻參數。製造商可使用私有網路，只有經授權的用戶能下載軟體、進行軟體式電子簽章或硬體式的韌體更新，新的軟體可以被合法的載入到設備中，同時又能符合上述事項，並於應用程式中描述設備授權的方法。

(11) 依據國家通訊傳播委員會低功率射頻電機技術規範 4.7.7.5 節之規定，製造商必須確保 DFS 功能無法被無線資訊傳輸設備之操作者取消。

(12)電波暴露量之評估

依據國家通訊傳播委員會低功率射頻電機技術規範 5.20.2 節之規定，若受測物於正常操作模式下，其發射機距離人體 20 公分以上者，可測試最大暴露允許值(Maximum Permissible Exposure，MPE)以證明其符合電波暴露量之要求。

限制值如下：

(1) 職業性/可控制之暴露

| 頻率範圍 (MHz) | 電場強度 (V/m) | 磁場強度 (A/m) | 功率密度 ($mW/cm^2$) | 平均時間 (minutes) |
|---|---|---|---|---|
| 0.3 - 3.0 | 614 | 1.63 | *100 | 6 |
| 3 - 30 | 1842/f | 4.89/f | $*900/f^2$ | 6 |
| 30 - 300 | 61.4 | 0.163 | 1.0 | 6 |
| 300 - 1,500 | --- | --- | f/300 | 6 |
| 1,500 – 100,000 | --- | --- | 5.0 | 6 |

註 1：標記*表平面波等效功率密度。

註 2：f 表測試頻率，單位：MHz。

(2) 一般人/不可控制之暴露

| 頻率範圍 (MHz) | 電場強度 (V/m) | 磁場強度 (A/m) | 功率密度 ($mW/cm^2$) | 平均時間 (minutes) |
|---|---|---|---|---|
| 0.3 - 3.0 | 614 | 1.63 | *100 | 30 |
| 3 - 30 | 1842/f | 4.89/f | $*180/f^2$ | 30 |
| 30 - 300 | 27.5 | 0.073 | 1.0 | 30 |
| 300 - 1,500 | --- | --- | f/1500 | 30 |
| 1,500 – 100,000 | --- | --- | 1.0 | 30 |

註 1：標記*表平面波等效功率密度。

註 2：f 表測試頻率，單位：MHz。

3.2 限制使用之頻帶

除本規範另有規定外，任何低功率射頻電機之主波皆不得使用下表所列各頻段之頻率；低功率射頻電機落於下表所列頻段之混附發射，其電場強度必須符合 2.8 之限制規定。

| 頻率(兆赫) | 頻率(兆赫) | 頻率(兆赫) |
|---|---|---|
| 0.090～0.110 | 240.00～285.00 | 3332.0～3339.0 |
| 0.490～0.510 | 322.00～335.40 | 3345.8～3358.0 |
| 2.172～2.198 | 399.90～410.00 | 3500.0～4400.0 |
| 3.013～3.033 | 485.00～510.00 | 4500.0～5250.0 |
| 4.115～4.198 | 608.00～614.00 | 5350.0～5460.0 |
| 5.670～5.690 | 703.00～748.00 | 7250.0～7750.0 |
| 6.200～6.300 | 758.00～803.00 | 8025.0～8500.0 |
| 8.230～8.400 | 825.00～915.00 | 9000.0～9200.0 |
| 12.265～12.600 | 930.00～1240.0 | 9300.0～9500.0 |
| 13.340～13.430 | 1300.0～1427.0 | 10600～12700 |
| 14.965～15.020 | 1435.0～1626.5 | 13250～13400 |
| 16.700～16.755 | 1660.0～1785.0 | 14470～14500 |
| 19.965～20.020 | 1805.0～1880.0 | 15350～16200 |
| 25.500～25.700 | 1885.0～1900.0 | 17700～21400 |
| 37.475～38.275 | 1905.0～1985.0 | 22010～23120 |
| 73.500～75.400 | 2010.0～2025.0 | 23600～24000 |
| 108.00～138.00 | 2110.0～2170.0 | 31200～31800 |
| 149.90～150.05 | 2200.0～2300.0 | 36430～36500 |
| 156.70～156.90 | 2310.0～2390.0 | 38600 以上 |
| 162.01～167.17 | 2483.5～2900.0 | |
| 167.72～173.20 | 3260.0～3267.0 | |

## U-NII 頻段測試紀錄結果

### 4. 帶外發射之量測

4.1 適用標準

| 待測物操作頻帶 | 適用標準 |
|---|---|
| ☐ 5.15 GHz~5.25 GHz | 請見本報告 3.1 節第 2 項(II)的規定 |
| ☒ 5.25 GHz~5.35 GHz | 請見本報告 3.1 節第 2 項(II)的規定 |
| ☒ 5.470 GHz~5.725 GHz | 請見本報告 3.1 節第 2 項(II)的規定 |
| ☐ 5.725 GHz~5.850 GHz | 請見本報告 3.1 節第 2 項(III)的規定 |

4.2 量測方法

**量測頻率 9kHz ~ 30MHz :**

將待測物置於0.8米高的非金屬桌面，使其操作在工作狀態。接收天線置於3米外離地1米的高度。 測試桌面要360度旋轉，另外接收天線也要分別設置為Open軸性(Loop antenna面向EUT)與Close軸性(Loop antenna與EUT垂直)與 ground-parallel軸性(Loop antenna面向地板) 作量測，以找出最大的輻射電場強度。

**量測頻率 30MHz 以上:**

在電波暗室，將待測物置於 0.8 米高的非金屬桌面，使其操作在工作狀態。接收天線置於 3 米距離。桌面要 360 度旋轉，另外接收天線從離地 1 米至 4 米升降變化，以找出最大的輻射電場強度，接收天線分別置於水平、垂直極化各執行測試一次。

備註: 對於 1GHz 以上場強輻射的測試, 待測物則置於1.5米高的非金屬桌面

4.3 量測儀器

| DESCRIPTION & MANUFACTURER | MODEL NO. | SERIAL NO. | CALIBRATED DATE | CALIBRATED UNTIL |
|---|---|---|---|---|
| HP Preamplifier | 8447D | 2432A03504 | Feb. 21, 2017 | Feb. 20, 2018 |
| HP Preamplifier | 8449B | 3008A01201 | Feb. 22, 2017 | Feb. 21, 2018 |
| MITEQ Preamplifier | AMF-6F-260400-33-8P | 892164 | Feb. 21, 2017 | Feb. 20, 2018 |
| Agilent TEST RECEIVER | N9038A | MY51210129 | Feb. 8, 2017 | Feb. 7, 2018 |
| Schwarzbeck Antenna | VULB 9168 | 139 | Dec. 13, 2016 | Dec. 12, 2017 |
| Schwarzbeck Horn Antenna | BBHA-9170 | 212 | Dec. 30, 2016 | Dec. 29, 2017 |
| Schwarzbeck Horn Antenna | BBHA 9120-D1 | D130 | Dec. 27, 2016 | Dec. 26, 2017 |
| ADT. Turn Table | TT100 | 0306 | NA | NA |
| ADT. Tower | AT100 | 0306 | NA | NA |
| Software | Radiated_V7.6.15.9.5 | NA | NA | NA |
| SUHNER RF cable With 4dB PAD | SF104 | CABLE-CH6 | Aug. 15, 2016 | Aug. 14, 2017 |
| SUHNER RF cable With 3dB PAD | SF102 | Cable-CH8-3.6m | Aug. 15, 2016 | Aug. 14, 2017 |
| KEYSIGHT MIMO Powermeasurement Test set | U2021XA | U2021XA-001 | May 25, 2016 | May 24, 2017 |
| | | | May 31,2017 | May 30,2018 |
| KEYSIGHT Spectrum Analyzer | N9030A | MY54490260 | Jul. 26, 2016 | Jul. 25, 2017 |
| | | | Jul. 26, 2017 | Jul. 25, 2018 |
| Loop Antenna EMCI | LPA600 | 270 | Aug. 20, 2015 | Aug. 19, 2017 |
| EMCO Horn Antenna | 3115 | 00028257 | Dec. 15, 2016 | Dec. 14, 2017 |
| Highpass filter Wainwright Instruments | WHK 3.1/18G-10SS | SN 8 | NA | NA |
| ROHDE & SCHWARZ Spectrum Analyzer | FSV40 | 101042 | Sep. 30, 2016 | Sep. 29, 2017 |
| Anritsu Power Sensor | MA2411B | 0738404 | Apr. 24, 2017 | Apr. 23, 2018 |
| Anritsu Power Meter | ML2495A | 0842014 | Apr. 24, 2017 | Apr. 23, 2018 |
| Temperature & Humidity Chamber | MHU-225AU | 920409 | May 25, 2016 | May 24, 2017 |
| | | | May 25, 2017 | May 24, 2018 |
| DIGITAL POWER METER IDRC | CP-240 | 240515 | Sep. 9, 2016 | Sep. 8, 2017 |
| | | | Sep. 8, 2017 | Sep. 7, 2018 |
| AC Power Source ExTech | CFW-105 | E000603 | Sep. 9, 2016 | Sep. 8, 2017 |
| | | | Sep. 8, 2017 | Sep. 7, 2018 |

**NOTE:**
1. The calibration interval of the above test instruments is 12/24 months. And the calibrations are traceable to NML/ROC and NIST/USA.
2. The horn antenna and HP preamplifier (model: 8449B) are used only for the measurement of emission frequency above 1GHz if tested.
3. The test was performed in Chamber No. 6.
4. The Industry Canada Reference No. IC 7450E-6.
5. Tested Date: May 12 ~ Jul. 31, 2017
6. The following table is for the measurement uncertainty, which is calculated as per the document CISPR 16-4-2. This uncertainty represents an expanded uncertainty expressed at approximately the 95% confidence level using a coverage factor of k=2.

| MEASUREMENT | FREQUENCY | UNCERTAINTY |
|---|---|---|
| Radiated emissions | 9kHz ~ 30MHz | ±2.38 dB |
| | 30MHz ~ 1GHz | ±5.54 dB |
| | Above 1GHz | ±5.48 dB |

4.4 帶外發射之測試配置

**<Frequency Range 9kHz ~ 30MHz>**

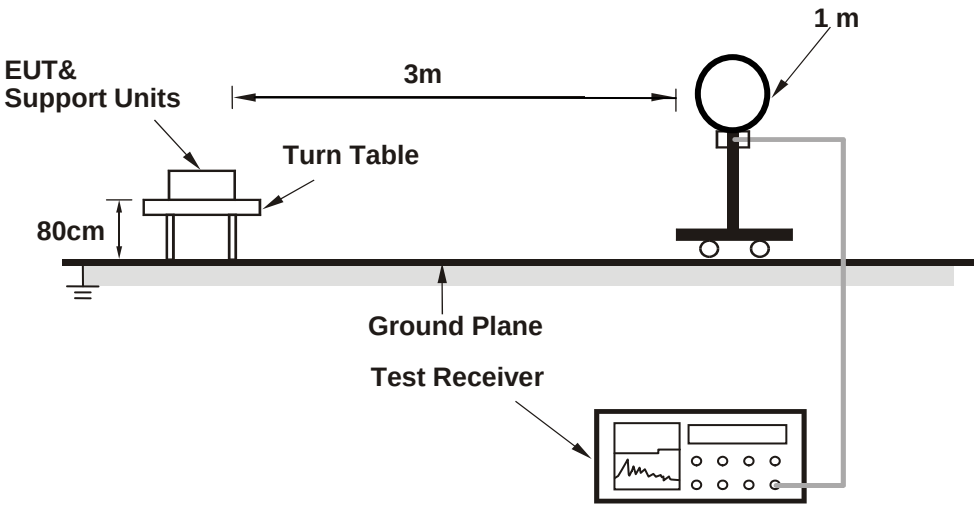


**<Frequency Range below 1GHz>**

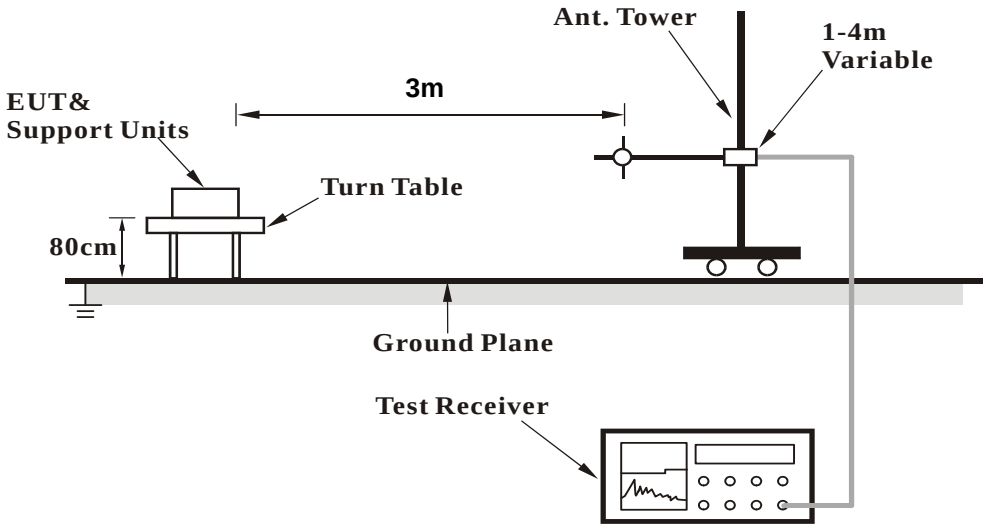

**<Frequency Range above 1GHz>**

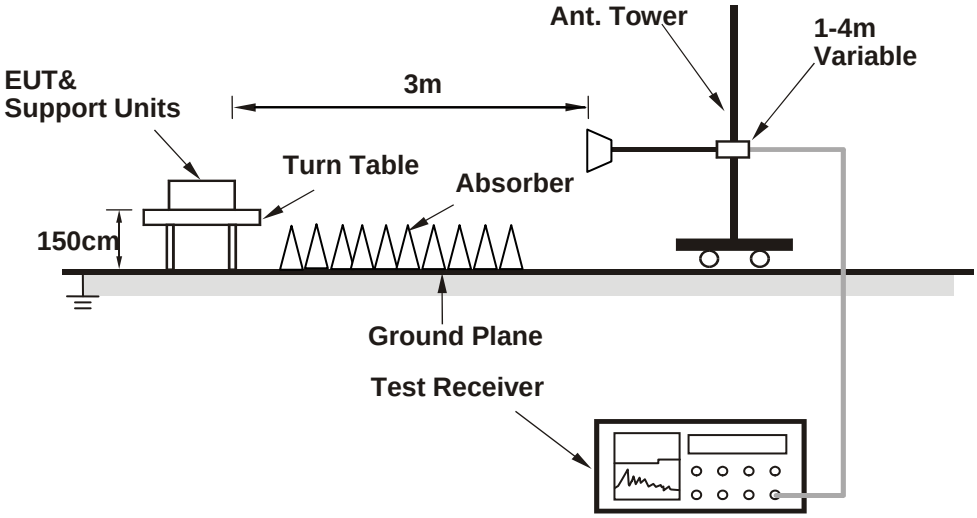


4.5 場強度之計算

場強之計算公式如下:

結果值 Emission level (dBuV/m)=機器讀值 Raw Value (dBuV) +校正因子 Correction Factor (dB/m)

餘裕度 Margin(dB)= 結果值 Emission level (dBuV/m)-限制值 Limit value (dBuV/m)

*有效等向輻射功率限制值轉換場強值如下：

| Applicable To | | | Limit | |
|---|---|---|---|---|
| 789033 D02 General UNII Test Procedure New Rules v02r01 | | | Field Strength at 3m | |
| | | | PK:74 (dBμV/m) | AV:54 (dBμV/m) |
| 操作頻帶 | Applicable To | | EIRP Limit | Equivalent Field Strength at 3m |
| 5150~5250 MHz | 技術規範 4.7.4.1 節 | | PK:-27 (dBm/MHz) | PK:68.2(dBμV/m) |
| 5250~5350 MHz | 技術規範 4.7.4.1 節 | | | |
| 5470~5725 MHz | 技術規範 4.7.4.1 節 | | | |
| 5725~5850 MHz | ☐ | 技術規範 4.7.4.2 節 | PK:-27 (dBm/MHz) *1<br>PK:10 (dBm/MHz) *2<br>PK:15.6 (dBm/MHz) *3<br>PK:27 (dBm/MHz) *4 | PK: 68.2(dBμV/m) *1<br>PK:105.2 (dBμV/m) *2<br>PK: 110.8(dBμV/m) *3<br>PK:122.2 (dBμV/m) *4 |
| | ☐ | 技術規範 4.7.4.7 節 | 適用 3.10.1.5 節帶外發射限制 | |

*1 beyond 75 MHz or more above of the band edge.

*2 below the band edge increasing linearly to 10 dBm/MHz at 25 MHz above.

*3 below the band edge increasing linearly to a level of 15.6 dBm/MHz at 5 MHz above.

*4 from 5 MHz above or below the band edge increasing linearly to a level of 27 dBm/MHz at the band edge.

**Note:**

有效等向輻射功率限制值轉換場強之公式如下:

$E=(30PG)^{1/2}/d$

E: 以最寬解析頻寬所測得之最大場強值，單位:V/m。

G: 發射天線相對於全向性輻射器之數值增益。

d: 測試場強的距離，單位: m。

P: 求得之功率，單位:W。

4.6 帶外發射之量測結果

4.6.1 發射諧波

**CDD Mode: 802.11a**

| | | | |
|---|---|---|---|
| 操 作 模 式 ： | 發射 | 調 變 技 術 ： | OFDM |
| 基 本 波 頻 率 ： | CH 52：5260 MHz | 測 試 儀 器 ： | (PK) RB=1MHz, VB=3MHz<br>(AV) RB=1MHz, VB=510Hz |
| 量 測 場 地 溫 度 ： | 20℃ | 量 測 場 地 濕 度 ： | 67%RH |
| 測 試 日 期 ： | 106 年 5 月 12 日 | 測 試 者 ： | 張君煌 |

| ANTENNA POLARITY & TEST DISTANCE: HORIZONTAL AT 3 M | | | | | | | | |
|---|---|---|---|---|---|---|---|---|
| NO. | FREQ. (MHz) | EMISSION LEVEL (dBuV/m) | LIMIT (dBuV/m) | MARGIN (dB) | ANTENNA HEIGHT (m) | TABLE ANGLE (Degree) | RAW VALUE (dBuV) | CORRECTION FACTOR (dB/m) |
| 1 | 5150.00 | 61.25 PK | 74.00 | -12.75 | 2.23 H | 263 | 53.45 | 7.80 |
| 2 | 5150.00 | 46.28 AV | 54.00 | -7.72 | 2.23 H | 263 | 38.48 | 7.80 |
| 3 | *5260.00 | 115.32 PK | | | 2.23 H | 263 | 107.08 | 8.24 |
| 4 | *5260.00 | 104.20 AV | | | 2.23 H | 263 | 95.96 | 8.24 |
| 5 | 10520.00 | 59.75 PK | 74.00 | -14.25 | 1.68 H | 251 | 40.65 | 19.10 |
| 6 | 10520.00 | 45.75 AV | 54.00 | -8.25 | 1.68 H | 251 | 26.65 | 19.10 |
| 7 | 15780.00 | - | - | - | - | - | - | - |
| 8 | 21040.00 | - | - | - | - | - | - | - |
| 9 | #26300.00 | - | - | - | - | - | - | - |
| 10 | 31560.00 | - | - | - | - | - | - | - |
| 11 | #36820.00 | - | - | - | - | - | - | - |

**REMARKS:**

1. Emission Level(dBuV/m) = Raw Value(dBuV) + Correction Factor(dB/m)
2. Correction Factor(dB/m) = Antenna Factor(dB/m) + Cable Factor(dB) – Pre-Amplifier Factor(dB)
3. The other emission levels were very low against the limit.
4. Margin value = Emission Level – Limit value
5. " * ": Fundamental frequency (主頻).
6. " # ": The radiated frequency is out of the restricted band.
7. " - ": The emission levels were too low to be detected.
8. The blank is not available, the limit of fundamental frequency was restricted at the output power.

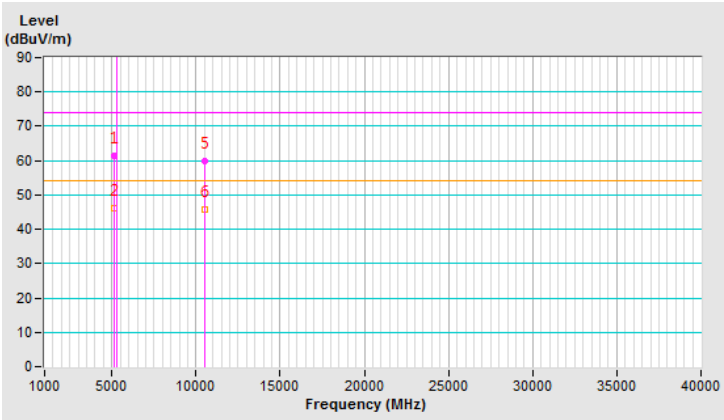

| | | | |
|---|---|---|---|
| 操 作 模 式 ： | 發射 | 調 變 技 術 ： | OFDM |
| 基 本 波 頻 率 ： | CH 52：5260 MHz | 測 試 儀 器 ： | (PK) RB=1MHz, VB=3MHz<br>(AV) RB=1MHz, VB=510Hz |
| 量 測 場 地 溫 度 ： | 20℃ | 量 測 場 地 濕 度 ： | 67%RH |
| 測 試 日 期 ： | 106 年 5 月 12 日 | 測 試 者 ： | 張君煌 |

| ANTENNA POLARITY & TEST DISTANCE: VERTICAL AT 3 M | | | | | | | | |
|---|---|---|---|---|---|---|---|---|
| NO. | FREQ. (MHz) | EMISSION LEVEL (dBuV/m) | LIMIT (dBuV/m) | MARGIN (dB) | ANTENNA HEIGHT (m) | TABLE ANGLE (Degree) | RAW VALUE (dBuV) | CORRECTION FACTOR (dB/m) |
| 1 | 5150.00 | 60.83 PK | 74.00 | -13.17 | 2.19 V | 300 | 53.03 | 7.80 |
| 2 | 5150.00 | 45.67 AV | 54.00 | -8.33 | 2.19 V | 300 | 37.87 | 7.80 |
| 3 | *5260.00 | 109.80 PK | | | 2.19 V | 300 | 101.56 | 8.24 |
| 4 | *5260.00 | 98.23 AV | | | 2.19 V | 300 | 89.99 | 8.24 |
| 5 | 10520.00 | 58.74 PK | 74.00 | -15.26 | 1.74 V | 118 | 39.64 | 19.10 |
| 6 | 10520.00 | 44.74 AV | 54.00 | -9.26 | 1.74 V | 118 | 25.64 | 19.10 |
| 7 | 15780.00 | - | - | - | - | - | - | - |
| 8 | 21040.00 | - | - | - | - | - | - | - |
| 9 | #26300.00 | - | - | - | - | - | - | - |
| 10 | 31560.00 | - | - | - | - | - | - | - |
| 11 | #36820.00 | - | - | - | - | - | - | - |

**REMARKS:**

1. Emission Level(dBuV/m) = Raw Value(dBuV) + Correction Factor(dB/m)
2. Correction Factor(dB/m) = Antenna Factor(dB/m) + Cable Factor(dB) – Pre-Amplifier Factor(dB)
3. The other emission levels were very low against the limit.
4. Margin value = Emission Level – Limit value
5. " * ": Fundamental frequency (主頻).
6. " # ": The radiated frequency is out of the restricted band.
7. " - ": The emission levels were too low to be detected.
8. The blank is not available, the limit of fundamental frequency was restricted at the output power.

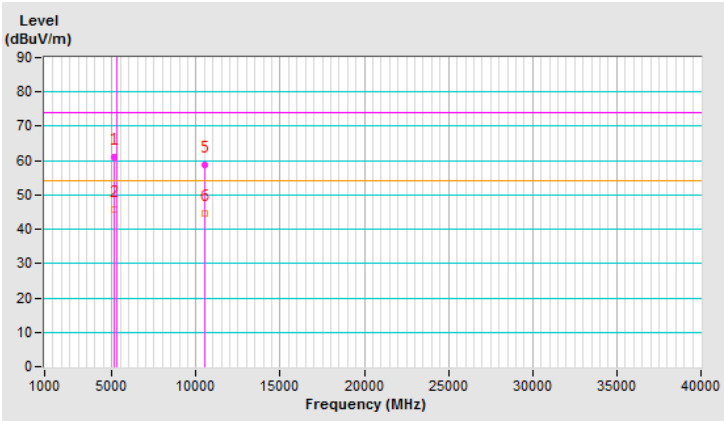

| | | | |
|---|---|---|---|
| 操 作 模 式 ： | 發射 | 調 變 技 術 ： | OFDM |
| 基 本 波 頻 率 ： | CH 60：5300 MHz | 測 試 儀 器 ： | (PK) RB=1MHz, VB=3MHz<br>(AV) RB=1MHz, VB=510Hz |
| 量 測 場 地 溫 度 ： | 20℃ | 量 測 場 地 濕 度 ： | 67%RH |
| 測 試 日 期 ： | 106 年 5 月 12 日 | 測 試 者 ： | 張君煌 |

| ANTENNA POLARITY & TEST DISTANCE: HORIZONTAL AT 3 M | | | | | | | | |
|---|---|---|---|---|---|---|---|---|
| NO. | FREQ. (MHz) | EMISSION LEVEL (dBuV/m) | LIMIT (dBuV/m) | MARGIN (dB) | ANTENNA HEIGHT (m) | TABLE ANGLE (Degree) | RAW VALUE (dBuV) | CORRECTION FACTOR (dB/m) |
| 1 | *5300.00 | 114.67 PK | | | 2.30 H | 263 | 106.30 | 8.37 |
| 2 | *5300.00 | 103.86 AV | | | 2.30 H | 263 | 95.49 | 8.37 |
| 3 | 10600.00 | 60.00 PK | 74.00 | -14.00 | 1.86 H | 199 | 40.65 | 19.35 |
| 4 | 10600.00 | 45.74 AV | 54.00 | -8.26 | 1.86 H | 199 | 26.39 | 19.35 |
| 5 | 15900.00 | - | - | - | - | - | - | - |
| 6 | 21200.00 | - | - | - | - | - | - | - |
| 7 | #26500.00 | - | - | - | - | - | - | - |
| 8 | 31800.00 | - | - | - | - | - | - | - |
| 9 | #37100.00 | - | - | - | - | - | - | - |

**REMARKS:**

1. Emission Level(dBuV/m) = Raw Value(dBuV) + Correction Factor(dB/m)
2. Correction Factor(dB/m) = Antenna Factor(dB/m) + Cable Factor(dB) – Pre-Amplifier Factor(dB)
3. The other emission levels were very low against the limit.
4. Margin value = Emission Level – Limit value
5. " * ": Fundamental frequency (主頻).
6. " # ": The radiated frequency is out of the restricted band.
7. " - ": The emission levels were too low to be detected.
8. The blank is not available, the limit of fundamental frequency was restricted at the output power.

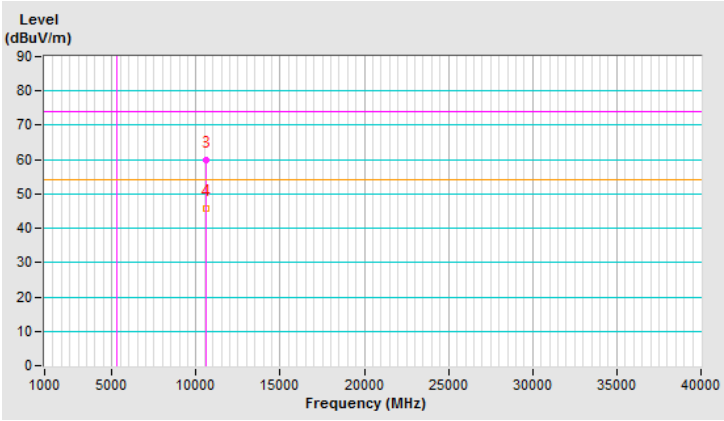

| | | | |
|---|---|---|---|
| 操 作 模 式 ： | 發射 | 調 變 技 術 ： | OFDM |
| 基 本 波 頻 率 ： | CH 60：5300 MHz | 測 試 儀 器 ： | (PK) RB=1MHz, VB=3MHz<br>(AV) RB=1MHz, VB=510Hz |
| 量 測 場 地 溫 度 ： | 20℃ | 量 測 場 地 濕 度 ： | 67%RH |
| 測 試 日 期 ： | 106 年 5 月 12 日 | 測 試 者 ： | 張君煌 |

| ANTENNA POLARITY & TEST DISTANCE: VERTICAL AT 3 M | | | | | | | | |
|---|---|---|---|---|---|---|---|---|
| NO. | FREQ. (MHz) | EMISSION LEVEL (dBuV/m) | LIMIT (dBuV/m) | MARGIN (dB) | ANTENNA HEIGHT (m) | TABLE ANGLE (Degree) | RAW VALUE (dBuV) | CORRECTION FACTOR (dB/m) |
| 1 | *5300.00 | 108.91 PK | | | 2.23 V | 294 | 100.54 | 8.37 |
| 2 | *5300.00 | 97.01 AV | | | 2.23 V | 294 | 88.64 | 8.37 |
| 3 | 10600.00 | 58.69 PK | 74.00 | -15.31 | 2.03 V | 162 | 39.34 | 19.35 |
| 4 | 10600.00 | 44.69 AV | 54.00 | -9.31 | 2.03 V | 162 | 25.34 | 19.35 |
| 5 | 15900.00 | - | - | - | - | - | - | - |
| 6 | 21200.00 | - | - | - | - | - | - | - |
| 7 | #26500.00 | - | - | - | - | - | - | - |
| 8 | 31800.00 | - | - | - | - | - | - | - |
| 9 | #37100.00 | - | - | - | - | - | - | - |

**REMARKS:**

1. Emission Level(dBuV/m) = Raw Value(dBuV) + Correction Factor(dB/m)
2. Correction Factor(dB/m) = Antenna Factor(dB/m) + Cable Factor(dB) – Pre-Amplifier Factor(dB)
3. The other emission levels were very low against the limit.
4. Margin value = Emission Level – Limit value
5. " * ": Fundamental frequency (主頻).
6. " # ": The radiated frequency is out of the restricted band.
7. " - ": The emission levels were too low to be detected.
8. The blank is not available, the limit of fundamental frequency was restricted at the output power.

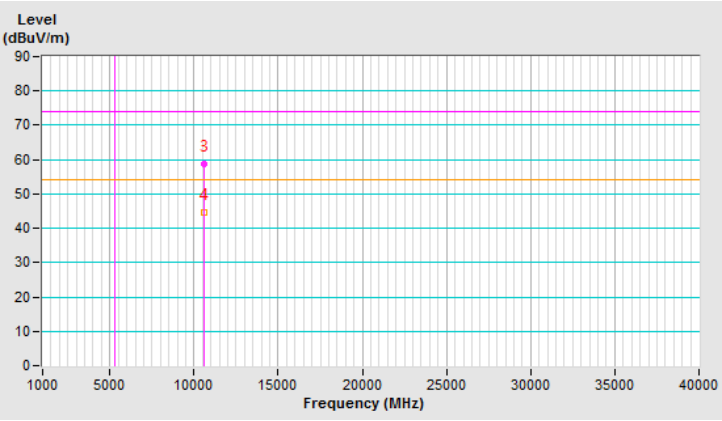

| | | | |
|---|---|---|---|
| 操 作 模 式 ： | 發射 | 調 變 技 術 ： | OFDM |
| 基 本 波 頻 率 ： | CH 64：5320 MHz | 測 試 儀 器 ： | (PK) RB=1MHz, VB=3MHz<br>(AV) RB=1MHz, VB=510Hz |
| 量 測 場 地 溫 度 ： | 20℃ | 量 測 場 地 濕 度 ： | 67%RH |
| 測 試 日 期 ： | 106 年 5 月 12 日 | 測 試 者 ： | 張君煌 |

| ANTENNA POLARITY & TEST DISTANCE: HORIZONTAL AT 3 M | | | | | | | | |
|---|---|---|---|---|---|---|---|---|
| NO. | FREQ. (MHz) | EMISSION LEVEL (dBuV/m) | LIMIT (dBuV/m) | MARGIN (dB) | ANTENNA HEIGHT (m) | TABLE ANGLE (Degree) | RAW VALUE (dBuV) | CORRECTION FACTOR (dB/m) |
| 1 | *5320.00 | 114.04 PK | | | 2.27 H | 263 | 105.58 | 8.46 |
| 2 | *5320.00 | 102.85 AV | | | 2.27 H | 263 | 94.39 | 8.46 |
| 3 | 5350.00 | 63.90 PK | 74.00 | -10.10 | 2.27 H | 263 | 55.32 | 8.58 |
| 4 | 5350.00 | 49.10 AV | 54.00 | -4.90 | 2.27 H | 263 | 40.52 | 8.58 |
| 5 | 10640.00 | 60.05 PK | 74.00 | -13.95 | 1.42 H | 215 | 40.64 | 19.41 |
| 6 | 10640.00 | 46.35 AV | 54.00 | -7.65 | 1.42 H | 215 | 26.94 | 19.41 |
| 7 | 15960.00 | - | - | - | - | - | - | - |
| 8 | 21280.00 | - | - | - | - | - | - | - |
| 9 | #26600.00 | - | - | - | - | - | - | - |
| 10 | #31920.00 | - | - | - | - | - | - | - |
| 11 | #37240.00 | - | - | - | - | - | - | - |

**REMARKS:**

1. Emission Level(dBuV/m) = Raw Value(dBuV) + Correction Factor(dB/m)
2. Correction Factor(dB/m) = Antenna Factor(dB/m) + Cable Factor(dB) – Pre-Amplifier Factor(dB)
3. The other emission levels were very low against the limit.
4. Margin value = Emission Level – Limit value
5. " * ": Fundamental frequency (主頻).
6. " # ": The radiated frequency is out of the restricted band.
7. " - ": The emission levels were too low to be detected.
8. The blank is not available, the limit of fundamental frequency was restricted at the output power.

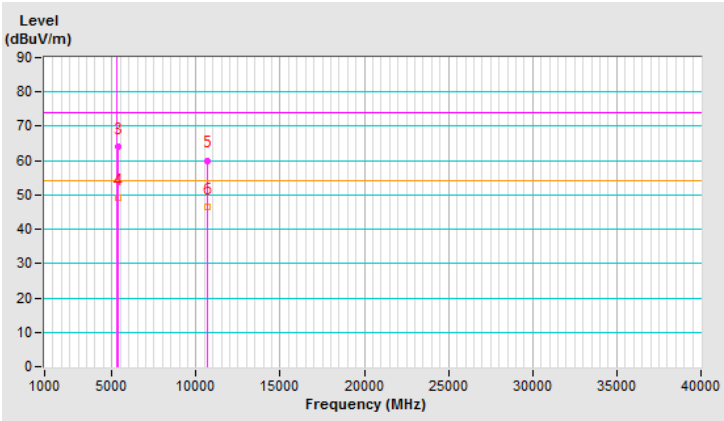

| | | | |
|---|---|---|---|
| 操 作 模 式 ： | 發射 | 調 變 技 術 ： | OFDM |
| 基 本 波 頻 率 ： | CH 64：5320 MHz | 測 試 儀 器 ： | (PK) RB=1MHz, VB=3MHz<br>(AV) RB=1MHz, VB=510Hz |
| 量 測 場 地 溫 度 ： | 20℃ | 量 測 場 地 濕 度 ： | 67%RH |
| 測 試 日 期 ： | 106 年 5 月 12 日 | 測 試 者 ： | 張君煌 |

| ANTENNA POLARITY & TEST DISTANCE: VERTICAL AT 3 M | | | | | | | | |
|---|---|---|---|---|---|---|---|---|
| NO. | FREQ. (MHz) | EMISSION LEVEL (dBuV/m) | LIMIT (dBuV/m) | MARGIN (dB) | ANTENNA HEIGHT (m) | TABLE ANGLE (Degree) | RAW VALUE (dBuV) | CORRECTION FACTOR (dB/m) |
| 1 | *5320.00 | 109.00 PK | | | 2.16 V | 295 | 100.54 | 8.46 |
| 2 | *5320.00 | 96.59 AV | | | 2.16 V | 295 | 88.13 | 8.46 |
| 3 | 5350.00 | 61.74 PK | 74.00 | -12.26 | 2.16 V | 295 | 53.16 | 8.58 |
| 4 | 5350.00 | 47.22 AV | 54.00 | -6.78 | 2.16 V | 295 | 38.64 | 8.58 |
| 5 | 10640.00 | 58.62 PK | 74.00 | -15.38 | 1.18 V | 341 | 39.21 | 19.41 |
| 6 | 10640.00 | 44.75 AV | 54.00 | -9.25 | 1.18 V | 341 | 25.34 | 19.41 |
| 7 | 15960.00 | - | - | - | - | - | - | - |
| 8 | 21280.00 | - | - | - | - | - | - | - |
| 9 | #26600.00 | - | - | - | - | - | - | - |
| 10 | #31920.00 | - | - | - | - | - | - | - |
| 11 | #37240.00 | - | - | - | - | - | - | - |

**REMARKS:**

1. Emission Level(dBuV/m) = Raw Value(dBuV) + Correction Factor(dB/m)
2. Correction Factor(dB/m) = Antenna Factor(dB/m) + Cable Factor(dB) – Pre-Amplifier Factor(dB)
3. The other emission levels were very low against the limit.
4. Margin value = Emission Level – Limit value
5. " * ": Fundamental frequency (主頻).
6. " # ": The radiated frequency is out of the restricted band.
7. " - ": The emission levels were too low to be detected.
8. The blank is not available, the limit of fundamental frequency was restricted at the output power.

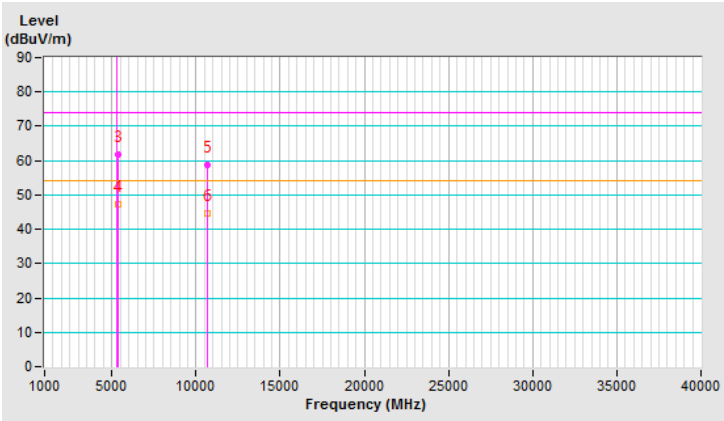

| | | | |
|---|---|---|---|
| 操 作 模 式 ： | 發射 | 調 變 技 術 ： | OFDM |
| 基 本 波 頻 率 ： | CH 100：5500 MHz | 測 試 儀 器 ： | (PK) RB=1MHz, VB=3MHz<br>(AV) RB=1MHz, VB=510Hz |
| 量 測 場 地 溫 度 ： | 20℃ | 量 測 場 地 濕 度 ： | 67%RH |
| 測 試 日 期 ： | 106 年 5 月 12 日 | 測 試 者 ： | 張君煌 |

| ANTENNA POLARITY & TEST DISTANCE: HORIZONTAL AT 3 M | | | | | | | | |
|---|---|---|---|---|---|---|---|---|
| NO. | FREQ. (MHz) | EMISSION LEVEL (dBuV/m) | LIMIT (dBuV/m) | MARGIN (dB) | ANTENNA HEIGHT (m) | TABLE ANGLE (Degree) | RAW VALUE (dBuV) | CORRECTION FACTOR (dB/m) |
| 1 | 5460.00 | 61.00 PK | 74.00 | -13.00 | 2.31 H | 261 | 51.91 | 9.09 |
| 2 | 5460.00 | 47.29 AV | 54.00 | -6.71 | 2.31 H | 261 | 38.20 | 9.09 |
| 3 | 5470.00 | 64.72 PK | 68.20 | -3.48 | 2.31 H | 261 | 55.58 | 9.14 |
| 4 | *5500.00 | 113.21 PK | | | 2.31 H | 261 | 103.92 | 9.29 |
| 5 | *5500.00 | 102.15 AV | | | 2.31 H | 261 | 92.86 | 9.29 |
| 6 | 11000.00 | 60.99 PK | 74.00 | -13.01 | 1.34 H | 267 | 40.25 | 20.74 |
| 7 | 11000.00 | 47.10 AV | 54.00 | -6.90 | 1.34 H | 267 | 26.36 | 20.74 |
| 8 | #16500.00 | - | - | - | - | - | - | - |
| 9 | #22000.00 | - | - | - | - | - | - | - |
| 10 | #27500.00 | - | - | - | - | - | - | - |
| 11 | #33000.00 | - | - | - | - | - | - | - |
| 12 | #38500.00 | - | - | - | - | - | - | - |

**REMARKS:**

1. Emission Level(dBuV/m) = Raw Value(dBuV) + Correction Factor(dB/m)
2. Correction Factor(dB/m) = Antenna Factor(dB/m) + Cable Factor(dB) – Pre-Amplifier Factor(dB)
3. The other emission levels were very low against the limit.
4. Margin value = Emission Level – Limit value
5. " * ": Fundamental frequency (主頻).
6. " # ": The radiated frequency is out of the restricted band.
7. " - ": The emission levels were too low to be detected.
8. The blank is not available, the limit of fundamental frequency was restricted at the output power.

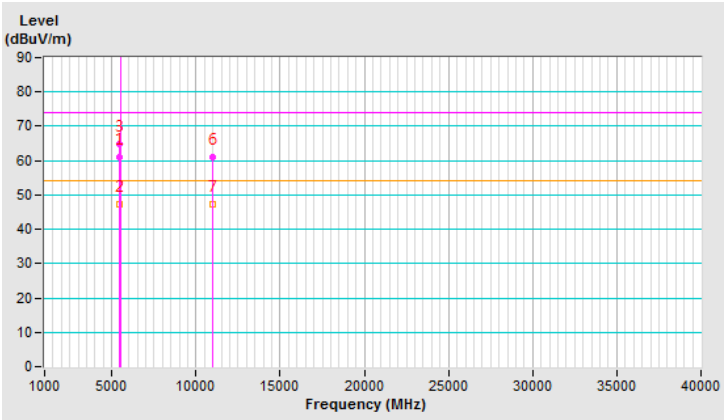

| | | | |
|---|---|---|---|
| 操 作 模 式 ： | 發射 | 調 變 技 術 ： | OFDM |
| 基 本 波 頻 率 ： | CH 100：5500 MHz | 測 試 儀 器 ： | (PK) RB=1MHz, VB=3MHz<br>(AV) RB=1MHz, VB=510Hz |
| 量 測 場 地 溫 度 ： | 20℃ | 量 測 場 地 濕 度 ： | 67%RH |
| 測 試 日 期 ： | 106 年 5 月 12 日 | 測 試 者 ： | 張君煌 |

| ANTENNA POLARITY & TEST DISTANCE: VERTICAL AT 3 M | | | | | | | | |
|---|---|---|---|---|---|---|---|---|
| NO. | FREQ. (MHz) | EMISSION LEVEL (dBuV/m) | LIMIT (dBuV/m) | MARGIN (dB) | ANTENNA HEIGHT (m) | TABLE ANGLE (Degree) | RAW VALUE (dBuV) | CORRECTION FACTOR (dB/m) |
| 1 | 5460.00 | 59.78 PK | 74.00 | -14.22 | 2.17 V | 294 | 50.69 | 9.09 |
| 2 | 5460.00 | 46.77 AV | 54.00 | -7.23 | 2.17 V | 294 | 37.68 | 9.09 |
| 3 | 5470.00 | 62.75 PK | 68.20 | -5.45 | 2.17 V | 294 | 53.61 | 9.14 |
| 4 | *5500.00 | 107.14 PK | | | 2.17 V | 294 | 97.85 | 9.29 |
| 5 | *5500.00 | 95.98 AV | | | 2.17 V | 294 | 86.69 | 9.29 |
| 6 | 11000.00 | 60.08 PK | 74.00 | -13.92 | 1.88 V | 241 | 39.34 | 20.74 |
| 7 | 11000.00 | 46.55 AV | 54.00 | -7.45 | 1.88 V | 241 | 25.81 | 20.74 |
| 8 | #16500.00 | - | - | - | - | - | - | - |
| 9 | #22000.00 | - | - | - | - | - | - | - |
| 10 | #27500.00 | - | - | - | - | - | - | - |
| 11 | #33000.00 | - | - | - | - | - | - | - |
| 12 | #38500.00 | - | - | - | - | - | - | - |

**REMARKS:**

1. Emission Level(dBuV/m) = Raw Value(dBuV) + Correction Factor(dB/m)
2. Correction Factor(dB/m) = Antenna Factor(dB/m) + Cable Factor(dB) – Pre-Amplifier Factor(dB)
3. The other emission levels were very low against the limit.
4. Margin value = Emission Level – Limit value
5. " * ": Fundamental frequency (主頻).
6. " # ": The radiated frequency is out of the restricted band.
7. " - ": The emission levels were too low to be detected.
8. The blank is not available, the limit of fundamental frequency was restricted at the output power.

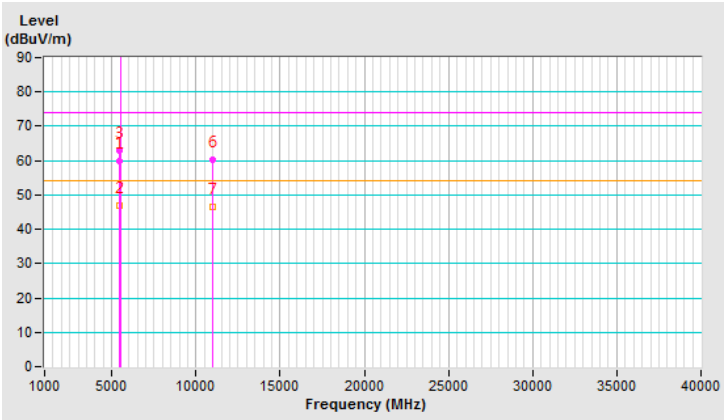

| | | | |
|---|---|---|---|
| 操 作 模 式 ： | 發射 | 調 變 技 術 ： | OFDM |
| 基 本 波 頻 率 ： | CH 116：5580 MHz | 測 試 儀 器 ： | (PK) RB=1MHz, VB=3MHz<br>(AV) RB=1MHz, VB=510Hz |
| 量 測 場 地 溫 度 ： | 20℃ | 量 測 場 地 濕 度 ： | 67%RH |
| 測 試 日 期 ： | 106 年 5 月 12 日 | 測 試 者 ： | 張君煌 |

| ANTENNA POLARITY & TEST DISTANCE: HORIZONTAL AT 3 M | | | | | | | | |
|---|---|---|---|---|---|---|---|---|
| NO. | FREQ. (MHz) | EMISSION LEVEL (dBuV/m) | LIMIT (dBuV/m) | MARGIN (dB) | ANTENNA HEIGHT (m) | TABLE ANGLE (Degree) | RAW VALUE (dBuV) | CORRECTION FACTOR (dB/m) |
| 1 | *5580.00 | 113.68 PK | | | 2.15 H | 263 | 104.35 | 9.33 |
| 2 | *5580.00 | 102.65 AV | | | 2.15 H | 263 | 93.32 | 9.33 |
| 3 | 11160.00 | 60.43 PK | 74.00 | -13.57 | 2.30 H | 22 | 40.16 | 20.27 |
| 4 | 11160.00 | 46.91 AV | 54.00 | -7.09 | 2.30 H | 22 | 26.64 | 20.27 |
| 5 | #16740.00 | - | - | - | - | - | - | - |
| 6 | 22320.00 | - | - | - | - | - | - | - |
| 7 | #27900.00 | - | - | - | - | - | - | - |
| 8 | #33480.00 | - | - | - | - | - | - | - |
| 9 | 39060.00 | - | - | - | - | - | - | - |

**REMARKS:**

1. Emission Level(dBuV/m) = Raw Value(dBuV) + Correction Factor(dB/m)
2. Correction Factor(dB/m) = Antenna Factor(dB/m) + Cable Factor(dB) – Pre-Amplifier Factor(dB)
3. The other emission levels were very low against the limit.
4. Margin value = Emission Level – Limit value
5. " * ": Fundamental frequency (主頻).
6. " # ": The radiated frequency is out of the restricted band.
7. " - ": The emission levels were too low to be detected.
8. The blank is not available, the limit of fundamental frequency was restricted at the output power.

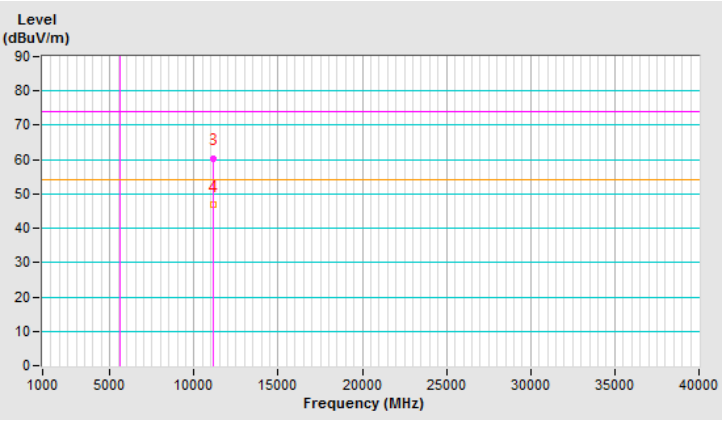

| | | | |
|---|---|---|---|
| 操 作 模 式 ： | 發射 | 調 變 技 術 ： | OFDM |
| 基 本 波 頻 率 ： | CH 116：5580 MHz | 測 試 儀 器 ： | (PK) RB=1MHz, VB=3MHz<br>(AV) RB=1MHz, VB=510Hz |
| 量 測 場 地 溫 度 ： | 20℃ | 量 測 場 地 濕 度 ： | 67%RH |
| 測 試 日 期 ： | 106 年 5 月 12 日 | 測 試 者 ： | 張君煌 |

| ANTENNA POLARITY & TEST DISTANCE: VERTICAL AT 3 M | | | | | | | | |
|---|---|---|---|---|---|---|---|---|
| NO. | FREQ. (MHz) | EMISSION LEVEL (dBuV/m) | LIMIT (dBuV/m) | MARGIN (dB) | ANTENNA HEIGHT (m) | TABLE ANGLE (Degree) | RAW VALUE (dBuV) | CORRECTION FACTOR (dB/m) |
| 1 | *5580.00 | 108.09 PK | | | 2.10 V | 289 | 98.76 | 9.33 |
| 2 | *5580.00 | 97.02 AV | | | 2.10 V | 289 | 87.69 | 9.33 |
| 3 | 11160.00 | 60.02 PK | 74.00 | -13.98 | 1.78 V | 46 | 39.75 | 20.27 |
| 4 | 11160.00 | 45.91 AV | 54.00 | -8.09 | 1.78 V | 46 | 25.64 | 20.27 |
| 5 | #16740.00 | - | - | - | - | - | - | - |
| 6 | 22320.00 | - | - | - | - | - | - | - |
| 7 | #27900.00 | - | - | - | - | - | - | - |
| 8 | #33480.00 | - | - | - | - | - | - | - |
| 9 | 39060.00 | - | - | - | - | - | - | - |

**REMARKS:**

1. Emission Level(dBuV/m) = Raw Value(dBuV) + Correction Factor(dB/m)
2. Correction Factor(dB/m) = Antenna Factor(dB/m) + Cable Factor(dB) – Pre-Amplifier Factor(dB)
3. The other emission levels were very low against the limit.
4. Margin value = Emission Level – Limit value
5. " * ": Fundamental frequency (主頻).
6. " # ": The radiated frequency is out of the restricted band.
7. " - ": The emission levels were too low to be detected.
8. The blank is not available, the limit of fundamental frequency was restricted at the output power.

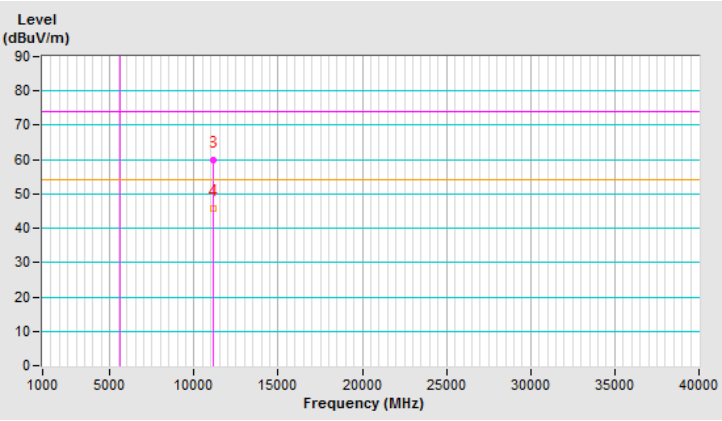

| | | | |
|---|---|---|---|
| 操 作 模 式 ： | 發射 | 調 變 技 術 ： | OFDM |
| 基 本 波 頻 率 ： | CH 132：5660 MHz | 測 試 儀 器 ： | (PK) RB=1MHz, VB=3MHz<br>(AV) RB=1MHz, VB=510Hz |
| 量 測 場 地 溫 度 ： | 20℃ | 量 測 場 地 濕 度 ： | 67%RH |
| 測 試 日 期 ： | 106 年 5 月 12 日 | 測 試 者 ： | 張君煌 |

| ANTENNA POLARITY & TEST DISTANCE: HORIZONTAL AT 3 M | | | | | | | | |
|---|---|---|---|---|---|---|---|---|
| NO. | FREQ. (MHz) | EMISSION LEVEL (dBuV/m) | LIMIT (dBuV/m) | MARGIN (dB) | ANTENNA HEIGHT (m) | TABLE ANGLE (Degree) | RAW VALUE (dBuV) | CORRECTION FACTOR (dB/m) |
| 1 | *5660.00 | 113.45 PK | | | 2.10 H | 263 | 104.09 | 9.36 |
| 2 | *5660.00 | 103.07 AV | | | 2.10 H | 263 | 93.71 | 9.36 |
| 3 | 11320.00 | 60.56 PK | 74.00 | -13.44 | 1.53 H | 332 | 40.47 | 20.09 |
| 4 | 11320.00 | 46.71 AV | 54.00 | -7.29 | 1.53 H | 332 | 26.62 | 20.09 |
| 5 | #16980.00 | - | - | - | - | - | - | - |
| 6 | 22640.00 | - | - | - | - | - | - | - |
| 7 | #28300.00 | - | - | - | - | - | - | - |
| 8 | #33960.00 | - | - | - | - | - | - | - |
| 9 | 39620.00 | - | - | - | - | - | - | - |

**REMARKS:**

1. Emission Level(dBuV/m) = Raw Value(dBuV) + Correction Factor(dB/m)
2. Correction Factor(dB/m) = Antenna Factor(dB/m) + Cable Factor(dB) – Pre-Amplifier Factor(dB)
3. The other emission levels were very low against the limit.
4. Margin value = Emission Level – Limit value
5. " * ": Fundamental frequency (主頻).
6. " # ": The radiated frequency is out of the restricted band.
7. " - ": The emission levels were too low to be detected.
8. The blank is not available, the limit of fundamental frequency was restricted at the output power.

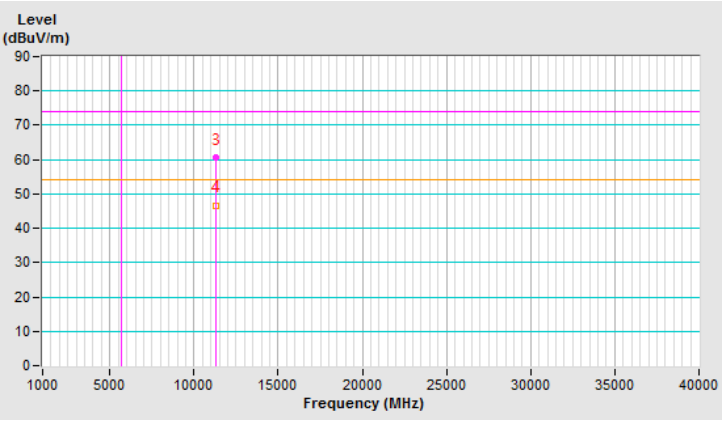

| | | | |
|---|---|---|---|
| 操 作 模 式 ： | 發射 | 調 變 技 術 ： | OFDM |
| 基 本 波 頻 率 ： | CH 132：5660 MHz | 測 試 儀 器 ： | (PK) RB=1MHz, VB=3MHz<br>(AV) RB=1MHz, VB=510Hz |
| 量 測 場 地 溫 度 ： | 20℃ | 量 測 場 地 濕 度 ： | 67%RH |
| 測 試 日 期 ： | 106 年 5 月 12 日 | 測 試 者 ： | 張君煌 |

| ANTENNA POLARITY & TEST DISTANCE: VERTICAL AT 3 M | | | | | | | | |
|---|---|---|---|---|---|---|---|---|
| NO. | FREQ. (MHz) | EMISSION LEVEL (dBuV/m) | LIMIT (dBuV/m) | MARGIN (dB) | ANTENNA HEIGHT (m) | TABLE ANGLE (Degree) | RAW VALUE (dBuV) | CORRECTION FACTOR (dB/m) |
| 1 | *5660.00 | 108.12 PK | | | 2.20 V | 287 | 98.76 | 9.36 |
| 2 | *5660.00 | 96.59 AV | | | 2.20 V | 287 | 87.23 | 9.36 |
| 3 | 11320.00 | 59.48 PK | 74.00 | -14.52 | 1.88 V | 119 | 39.39 | 20.09 |
| 4 | 11320.00 | 45.15 AV | 54.00 | -8.85 | 1.88 V | 119 | 25.06 | 20.09 |
| 5 | #16980.00 | - | - | - | - | - | - | - |
| 6 | 22640.00 | - | - | - | - | - | - | - |
| 7 | #28300.00 | - | - | - | - | - | - | - |
| 8 | #33960.00 | - | - | - | - | - | - | - |
| 9 | 39620.00 | - | - | - | - | - | - | - |

**REMARKS:**

1. Emission Level(dBuV/m) = Raw Value(dBuV) + Correction Factor(dB/m)
2. Correction Factor(dB/m) = Antenna Factor(dB/m) + Cable Factor(dB) – Pre-Amplifier Factor(dB)
3. The other emission levels were very low against the limit.
4. Margin value = Emission Level – Limit value
5. " * ": Fundamental frequency (主頻).
6. " # ": The radiated frequency is out of the restricted band.
7. " - ": The emission levels were too low to be detected.
8. The blank is not available, the limit of fundamental frequency was restricted at the output power.

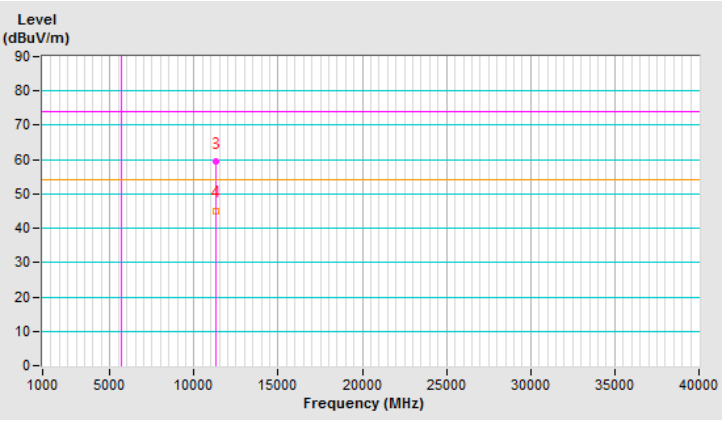

| | | | |
|---|---|---|---|
| 操 作 模 式 ： | 發射 | 調 變 技 術 ： | OFDM |
| 基 本 波 頻 率 ： | CH 140：5700 MHz | 測 試 儀 器 ： | (PK) RB=1MHz, VB=3MHz<br>(AV) RB=1MHz, VB=510Hz |
| 量 測 場 地 溫 度 ： | 20℃ | 量 測 場 地 濕 度 ： | 67%RH |
| 測 試 日 期 ： | 106 年 5 月 12 日 | 測 試 者 ： | 張君煌 |

| ANTENNA POLARITY & TEST DISTANCE: HORIZONTAL AT 3 M | | | | | | | | |
|---|---|---|---|---|---|---|---|---|
| NO. | FREQ. (MHz) | EMISSION LEVEL (dBuV/m) | LIMIT (dBuV/m) | MARGIN (dB) | ANTENNA HEIGHT (m) | TABLE ANGLE (Degree) | RAW VALUE (dBuV) | CORRECTION FACTOR (dB/m) |
| 1 | *5700.00 | 112.53 PK | | | 2.10 H | 263 | 103.16 | 9.37 |
| 2 | *5700.00 | 101.52 AV | | | 2.10 H | 263 | 92.15 | 9.37 |
| 3 | 5725.00 | 67.29 PK | 68.20 | -0.91 | 2.10 H | 263 | 57.91 | 9.38 |
| 4 | 11400.00 | 60.70 PK | 74.00 | -13.30 | 1.37 H | 243 | 40.55 | 20.15 |
| 5 | 11400.00 | 47.04 AV | 54.00 | -6.96 | 1.37 H | 243 | 26.89 | 20.15 |
| 6 | #17100.00 | - | - | - | - | - | - | - |
| 7 | 22800.00 | - | - | - | - | - | - | - |
| 8 | #28500.00 | - | - | - | - | - | - | - |
| 9 | #34200.00 | - | - | - | - | - | - | - |
| 10 | 39900.00 | - | - | - | - | - | - | - |

**REMARKS:**

1. Emission Level(dBuV/m) = Raw Value(dBuV) + Correction Factor(dB/m)
2. Correction Factor(dB/m) = Antenna Factor(dB/m) + Cable Factor(dB) – Pre-Amplifier Factor(dB)
3. The other emission levels were very low against the limit.
4. Margin value = Emission Level – Limit value
5. " * ": Fundamental frequency (主頻).
6. " # ": The radiated frequency is out of the restricted band.
7. " - ": The emission levels were too low to be detected.
8. The blank is not available, the limit of fundamental frequency was restricted at the output power.

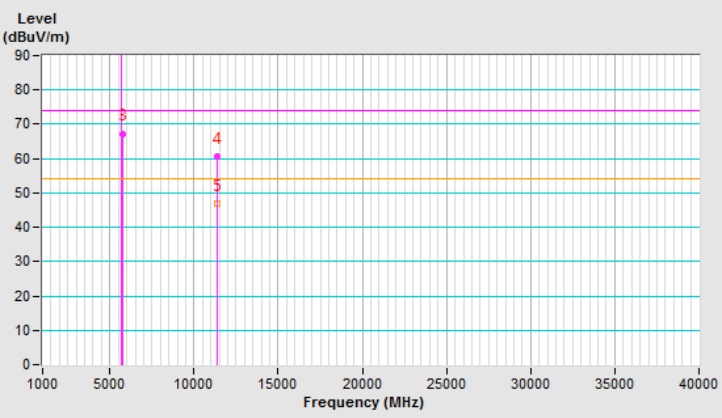

| | | | |
|---|---|---|---|
| 操 作 模 式 ： | 發射 | 調 變 技 術 ： | OFDM |
| 基 本 波 頻 率 ： | CH 140：5700 MHz | 測 試 儀 器 ： | (PK) RB=1MHz, VB=3MHz<br>(AV) RB=1MHz, VB=510Hz |
| 量 測 場 地 溫 度 ： | 20℃ | 量 測 場 地 濕 度 ： | 67%RH |
| 測 試 日 期 ： | 106 年 5 月 12 日 | 測 試 者 ： | 張君煌 |

| ANTENNA POLARITY & TEST DISTANCE: VERTICAL AT 3 M | | | | | | | | |
|---|---|---|---|---|---|---|---|---|
| NO. | FREQ. (MHz) | EMISSION LEVEL (dBuV/m) | LIMIT (dBuV/m) | MARGIN (dB) | ANTENNA HEIGHT (m) | TABLE ANGLE (Degree) | RAW VALUE (dBuV) | CORRECTION FACTOR (dB/m) |
| 1 | *5700.00 | 107.26 PK | | | 2.23 V | 360 | 97.89 | 9.37 |
| 2 | *5700.00 | 106.26 AV | | | 2.23 V | 360 | 96.89 | 9.37 |
| 3 | 5725.00 | 65.20 PK | 68.20 | -3.00 | 2.23 V | 360 | 55.82 | 9.38 |
| 4 | 11400.00 | 59.50 PK | 74.00 | -14.50 | 1.54 V | 85 | 39.35 | 20.15 |
| 5 | 11400.00 | 45.61 AV | 54.00 | -8.39 | 1.54 V | 85 | 25.46 | 20.15 |
| 6 | #17100.00 | - | - | - | - | - | - | - |
| 7 | 22800.00 | - | - | - | - | - | - | - |
| 8 | #28500.00 | - | - | - | - | - | - | - |
| 9 | #34200.00 | - | - | - | - | - | - | - |
| 10 | 39900.00 | - | - | - | - | - | - | - |

**REMARKS:**

1. Emission Level(dBuV/m) = Raw Value(dBuV) + Correction Factor(dB/m)
2. Correction Factor(dB/m) = Antenna Factor(dB/m) + Cable Factor(dB) – Pre-Amplifier Factor(dB)
3. The other emission levels were very low against the limit.
4. Margin value = Emission Level – Limit value
5. " * ": Fundamental frequency (主頻).
6. " # ": The radiated frequency is out of the restricted band.
7. " - ": The emission levels were too low to be detected.
8. The blank is not available, the limit of fundamental frequency was restricted at the output power.

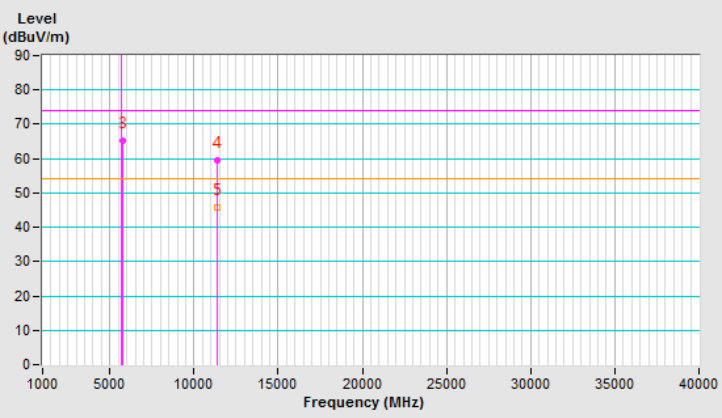

## 802.11ac (20MHz)

| | | | |
|---|---|---|---|
| 操 作 模 式 ： | 發射 | 調 變 技 術 ： | OFDM |
| 基 本 波 頻 率 ： | CH 52：5260 MHz | 測 試 儀 器 ： | (PK) RB=1MHz, VB=3MHz<br>(AV) RB=1MHz, VB=10Hz |
| 量 測 場 地 溫 度 ： | 20℃ | 量 測 場 地 濕 度 ： | 67%RH |
| 測 試 日 期 ： | 106 年 5 月 12 日 | 測 試 者 ： | 張君煌 |

| ANTENNA POLARITY & TEST DISTANCE: HORIZONTAL AT 3 M | | | | | | | | |
|---|---|---|---|---|---|---|---|---|
| NO. | FREQ. (MHz) | EMISSION LEVEL (dBuV/m) | LIMIT (dBuV/m) | MARGIN (dB) | ANTENNA HEIGHT (m) | TABLE ANGLE (Degree) | RAW VALUE (dBuV) | CORRECTION FACTOR (dB/m) |
| 1 | 5150.00 | 59.43 PK | 74.00 | -14.57 | 2.22 H | 264 | 51.63 | 7.80 |
| 2 | 5150.00 | 46.28 AV | 54.00 | -7.72 | 2.22 H | 264 | 38.48 | 7.80 |
| 3 | *5260.00 | 115.08 PK | | | 2.22 H | 264 | 106.84 | 8.24 |
| 4 | *5260.00 | 102.39 AV | | | 2.22 H | 264 | 94.15 | 8.24 |
| 5 | 10520.00 | 59.74 PK | 74.00 | -14.26 | 1.97 H | 184 | 40.64 | 19.10 |
| 6 | 10520.00 | 45.46 AV | 54.00 | -8.54 | 1.97 H | 184 | 26.36 | 19.10 |
| 7 | 15780.00 | - | - | - | - | - | - | - |
| 8 | 21040.00 | - | - | - | - | - | - | - |
| 9 | #26300.00 | - | - | - | - | - | - | - |
| 10 | 31560.00 | - | - | - | - | - | - | - |
| 11 | #36820.00 | - | - | - | - | - | - | - |

**REMARKS:**

1. Emission Level(dBuV/m) = Raw Value(dBuV) + Correction Factor(dB/m)
2. Correction Factor(dB/m) = Antenna Factor(dB/m) + Cable Factor(dB) – Pre-Amplifier Factor(dB)
3. The other emission levels were very low against the limit.
4. Margin value = Emission Level – Limit value
5. " * ": Fundamental frequency (主頻).
6. " # ": The radiated frequency is out of the restricted band.
7. " - ": The emission levels were too low to be detected.
8. The blank is not available, the limit of fundamental frequency was restricted at the output power.

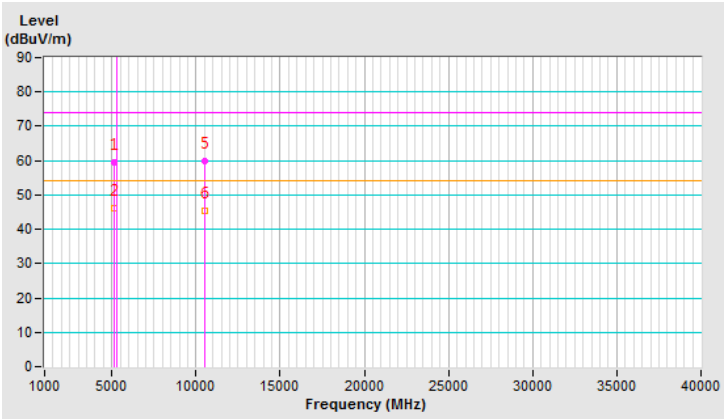

| | | | |
|---|---|---|---|
| 操 作 模 式 ： | 發射 | 調 變 技 術 ： | OFDM |
| 基 本 波 頻 率 ： | CH 52：5260 MHz | 測 試 儀 器 ： | (PK) RB=1MHz, VB=3MHz<br>(AV) RB=1MHz, VB=10Hz |
| 量 測 場 地 溫 度 ： | 20℃ | 量 測 場 地 濕 度 ： | 67%RH |
| 測 試 日 期 ： | 106 年 5 月 12 日 | 測 試 者 ： | 張君煌 |

| ANTENNA POLARITY & TEST DISTANCE: VERTICAL AT 3 M | | | | | | | | |
|---|---|---|---|---|---|---|---|---|
| NO. | FREQ. (MHz) | EMISSION LEVEL (dBuV/m) | LIMIT (dBuV/m) | MARGIN (dB) | ANTENNA HEIGHT (m) | TABLE ANGLE (Degree) | RAW VALUE (dBuV) | CORRECTION FACTOR (dB/m) |
| 1 | 5150.00 | 58.91 PK | 74.00 | -15.09 | 1.97 V | 299 | 51.11 | 7.80 |
| 2 | 5150.00 | 45.76 AV | 54.00 | -8.24 | 1.97 V | 299 | 37.96 | 7.80 |
| 3 | *5260.00 | 110.58 PK | | | 1.97 V | 299 | 102.34 | 8.24 |
| 4 | *5260.00 | 98.93 AV | | | 1.97 V | 299 | 90.69 | 8.24 |
| 5 | 10520.00 | 58.42 PK | 74.00 | -15.58 | 1.55 V | 132 | 39.32 | 19.10 |
| 6 | 10520.00 | 44.29 AV | 54.00 | -9.71 | 1.55 V | 132 | 25.19 | 19.10 |
| 7 | 15780.00 | - | - | - | - | - | - | - |
| 8 | 21040.00 | - | - | - | - | - | - | - |
| 9 | #26300.00 | - | - | - | - | - | - | - |
| 10 | 31560.00 | - | - | - | - | - | - | - |
| 11 | #36820.00 | - | - | - | - | - | - | - |

**REMARKS:**

1. Emission Level(dBuV/m) = Raw Value(dBuV) + Correction Factor(dB/m)
2. Correction Factor(dB/m) = Antenna Factor(dB/m) + Cable Factor(dB) – Pre-Amplifier Factor(dB)
3. The other emission levels were very low against the limit.
4. Margin value = Emission Level – Limit value
5. " * ": Fundamental frequency (主頻).
6. " # ": The radiated frequency is out of the restricted band.
7. " - ": The emission levels were too low to be detected.
8. The blank is not available, the limit of fundamental frequency was restricted at the output power.

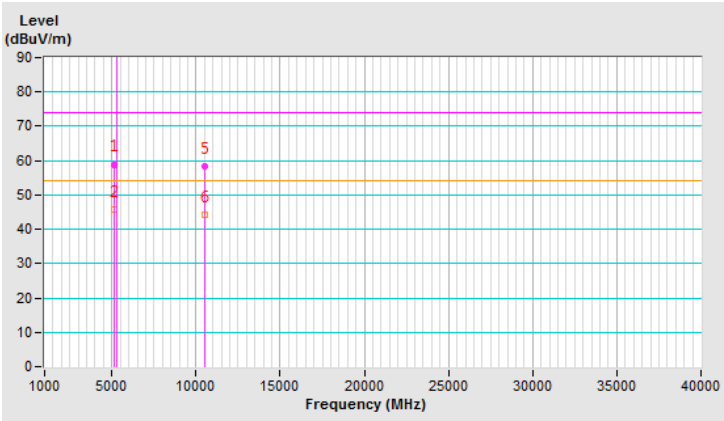

| | | | |
|---|---|---|---|
| 操 作 模 式 ： | 發射 | 調 變 技 術 ： | OFDM |
| 基 本 波 頻 率 ： | CH 60：5300 MHz | 測 試 儀 器 ： | (PK) RB=1MHz, VB=3MHz<br>(AV) RB=1MHz, VB=10Hz |
| 量 測 場 地 溫 度 ： | 20℃ | 量 測 場 地 濕 度 ： | 67%RH |
| 測 試 日 期 ： | 106 年 5 月 12 日 | 測 試 者 ： | 張君煌 |

| ANTENNA POLARITY & TEST DISTANCE: HORIZONTAL AT 3 M | | | | | | | | |
|---|---|---|---|---|---|---|---|---|
| NO. | FREQ. (MHz) | EMISSION LEVEL (dBuV/m) | LIMIT (dBuV/m) | MARGIN (dB) | ANTENNA HEIGHT (m) | TABLE ANGLE (Degree) | RAW VALUE (dBuV) | CORRECTION FACTOR (dB/m) |
| 1 | *5300.00 | 114.96 PK | | | 2.29 H | 263 | 106.59 | 8.37 |
| 2 | *5300.00 | 102.02 AV | | | 2.29 H | 263 | 93.65 | 8.37 |
| 3 | 10600.00 | 59.71 PK | 74.00 | -14.29 | 1.45 H | 320 | 40.36 | 19.35 |
| 4 | 10600.00 | 45.49 AV | 54.00 | -8.51 | 1.45 H | 320 | 26.14 | 19.35 |
| 5 | 15900.00 | - | - | - | - | - | - | - |
| 6 | 21200.00 | - | - | - | - | - | - | - |
| 7 | #26500.00 | - | - | - | - | - | - | - |
| 8 | 31800.00 | - | - | - | - | - | - | - |
| 9 | #37100.00 | - | - | - | - | - | - | - |

**REMARKS:**

1. Emission Level(dBuV/m) = Raw Value(dBuV) + Correction Factor(dB/m)
2. Correction Factor(dB/m) = Antenna Factor(dB/m) + Cable Factor(dB) – Pre-Amplifier Factor(dB)
3. The other emission levels were very low against the limit.
4. Margin value = Emission Level – Limit value
5. " * ": Fundamental frequency (主頻).
6. " # ": The radiated frequency is out of the restricted band.
7. " - ": The emission levels were too low to be detected.
8. The blank is not available, the limit of fundamental frequency was restricted at the output power.

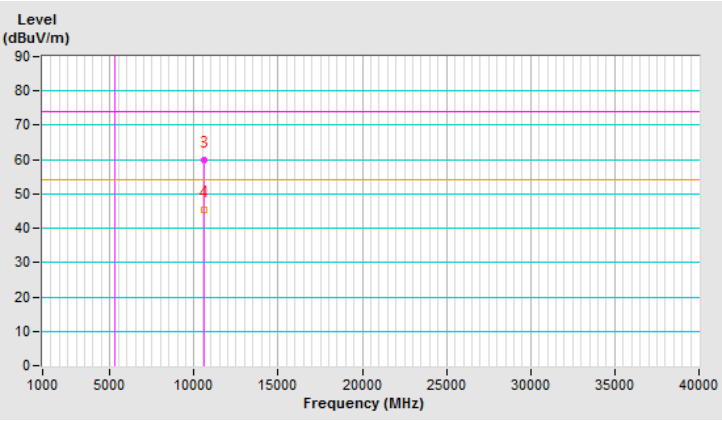

| | | | |
|---|---|---|---|
| 操 作 模 式 ： | 發射 | 調 變 技 術 ： | OFDM |
| 基 本 波 頻 率 ： | CH 60：5300 MHz | 測 試 儀 器 ： | (PK) RB=1MHz, VB=3MHz<br>(AV) RB=1MHz, VB=10Hz |
| 量 測 場 地 溫 度 ： | 20℃ | 量 測 場 地 濕 度 ： | 67%RH |
| 測 試 日 期 ： | 106 年 5 月 12 日 | 測 試 者 ： | 張君煌 |

| ANTENNA POLARITY & TEST DISTANCE: VERTICAL AT 3 M | | | | | | | | |
|---|---|---|---|---|---|---|---|---|
| NO. | FREQ. (MHz) | EMISSION LEVEL (dBuV/m) | LIMIT (dBuV/m) | MARGIN (dB) | ANTENNA HEIGHT (m) | TABLE ANGLE (Degree) | RAW VALUE (dBuV) | CORRECTION FACTOR (dB/m) |
| 1 | *5300.00 | 110.50 PK | | | 1.99 V | 182 | 102.13 | 8.37 |
| 2 | *5300.00 | 99.40 AV | | | 1.99 V | 182 | 91.03 | 8.37 |
| 3 | 10600.00 | 58.99 PK | 74.00 | -15.01 | 1.65 V | 117 | 39.64 | 19.35 |
| 4 | 10600.00 | 44.64 AV | 54.00 | -9.36 | 1.65 V | 117 | 25.29 | 19.35 |
| 5 | 15900.00 | - | - | - | - | - | - | - |
| 6 | 21200.00 | - | - | - | - | - | - | - |
| 7 | #26500.00 | - | - | - | - | - | - | - |
| 8 | 31800.00 | - | - | - | - | - | - | - |
| 9 | #37100.00 | - | - | - | - | - | - | - |

**REMARKS:**

1. Emission Level(dBuV/m) = Raw Value(dBuV) + Correction Factor(dB/m)
2. Correction Factor(dB/m) = Antenna Factor(dB/m) + Cable Factor(dB) – Pre-Amplifier Factor(dB)
3. The other emission levels were very low against the limit.
4. Margin value = Emission Level – Limit value
5. " * ": Fundamental frequency (主頻).
6. " # ": The radiated frequency is out of the restricted band.
7. " - ": The emission levels were too low to be detected.
8. The blank is not available, the limit of fundamental frequency was restricted at the output power.

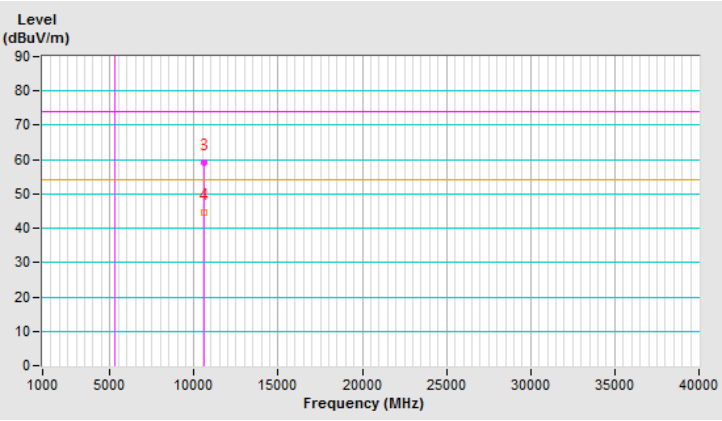

| | | | |
|---|---|---|---|
| 操 作 模 式 ： | 發射 | 調 變 技 術 ： | OFDM |
| 基 本 波 頻 率 ： | CH 64：5320 MHz | 測 試 儀 器 ： | (PK) RB=1MHz, VB=3MHz<br>(AV) RB=1MHz, VB=10Hz |
| 量 測 場 地 溫 度 ： | 20℃ | 量 測 場 地 濕 度 ： | 67%RH |
| 測 試 日 期 ： | 106 年 5 月 12 日 | 測 試 者 ： | 張君煌 |

| ANTENNA POLARITY & TEST DISTANCE: HORIZONTAL AT 3 M | | | | | | | | |
|---|---|---|---|---|---|---|---|---|
| NO. | FREQ. (MHz) | EMISSION LEVEL (dBuV/m) | LIMIT (dBuV/m) | MARGIN (dB) | ANTENNA HEIGHT (m) | TABLE ANGLE (Degree) | RAW VALUE (dBuV) | CORRECTION FACTOR (dB/m) |
| 1 | *5320.00 | 114.07 PK | | | 2.29 H | 264 | 105.61 | 8.46 |
| 2 | *5320.00 | 100.91 AV | | | 2.29 H | 264 | 92.45 | 8.46 |
| 3 | 5350.00 | 62.21 PK | 74.00 | -11.79 | 2.29 H | 264 | 53.63 | 8.58 |
| 4 | 5350.00 | 47.49 AV | 54.00 | -6.51 | 2.29 H | 264 | 38.91 | 8.58 |
| 5 | 10640.00 | 59.92 PK | 74.00 | -14.08 | 1.58 H | 269 | 40.51 | 19.41 |
| 6 | 10640.00 | 45.54 AV | 54.00 | -8.46 | 1.58 H | 269 | 26.13 | 19.41 |
| 7 | 15960.00 | - | - | - | - | - | - | - |
| 8 | 21280.00 | - | - | - | - | - | - | - |
| 9 | #26600.00 | - | - | - | - | - | - | - |
| 10 | #31920.00 | - | - | - | - | - | - | - |
| 11 | #37240.00 | - | - | - | - | - | - | - |

**REMARKS:**

1. Emission Level(dBuV/m) = Raw Value(dBuV) + Correction Factor(dB/m)
2. Correction Factor(dB/m) = Antenna Factor(dB/m) + Cable Factor(dB) – Pre-Amplifier Factor(dB)
3. The other emission levels were very low against the limit.
4. Margin value = Emission Level – Limit value
5. " * ": Fundamental frequency (主頻).
6. " # ": The radiated frequency is out of the restricted band.
7. " - ": The emission levels were too low to be detected.
8. The blank is not available, the limit of fundamental frequency was restricted at the output power.

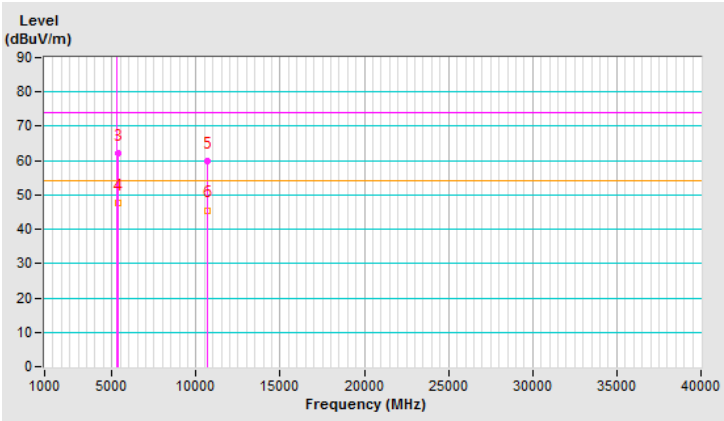

| | | | |
|---|---|---|---|
| 操 作 模 式 ： | 發射 | 調 變 技 術 ： | OFDM |
| 基 本 波 頻 率 ： | CH 64：5320 MHz | 測 試 儀 器 ： | (PK) RB=1MHz, VB=3MHz<br>(AV) RB=1MHz, VB=10Hz |
| 量 測 場 地 溫 度 ： | 20℃ | 量 測 場 地 濕 度 ： | 67%RH |
| 測 試 日 期 ： | 106 年 5 月 12 日 | 測 試 者 ： | 張君煌 |

| ANTENNA POLARITY & TEST DISTANCE: VERTICAL AT 3 M | | | | | | | | |
|---|---|---|---|---|---|---|---|---|
| NO. | FREQ. (MHz) | EMISSION LEVEL (dBuV/m) | LIMIT (dBuV/m) | MARGIN (dB) | ANTENNA HEIGHT (m) | TABLE ANGLE (Degree) | RAW VALUE (dBuV) | CORRECTION FACTOR (dB/m) |
| 1 | *5320.00 | 109.92 PK | | | 1.89 V | 299 | 101.46 | 8.46 |
| 2 | *5320.00 | 98.15 AV | | | 1.89 V | 299 | 89.69 | 8.46 |
| 3 | 5350.00 | 59.84 PK | 74.00 | -14.16 | 1.89 V | 299 | 51.26 | 8.58 |
| 4 | 5350.00 | 46.47 AV | 54.00 | -7.53 | 1.89 V | 299 | 37.89 | 8.58 |
| 5 | 10640.00 | 58.72 PK | 74.00 | -15.28 | 1.19 V | 264 | 39.31 | 19.41 |
| 6 | 10640.00 | 44.54 AV | 54.00 | -9.46 | 1.19 V | 264 | 25.13 | 19.41 |
| 7 | 15960.00 | - | - | - | - | - | - | - |
| 8 | 21280.00 | - | - | - | - | - | - | - |
| 9 | #26600.00 | - | - | - | - | - | - | - |
| 10 | #31920.00 | - | - | - | - | - | - | - |
| 11 | #37240.00 | - | - | - | - | - | - | - |

**REMARKS:**

1. Emission Level(dBuV/m) = Raw Value(dBuV) + Correction Factor(dB/m)
2. Correction Factor(dB/m) = Antenna Factor(dB/m) + Cable Factor(dB) – Pre-Amplifier Factor(dB)
3. The other emission levels were very low against the limit.
4. Margin value = Emission Level – Limit value
5. " * ": Fundamental frequency (主頻).
6. " # ": The radiated frequency is out of the restricted band.
7. " - ": The emission levels were too low to be detected.
8. The blank is not available, the limit of fundamental frequency was restricted at the output power.

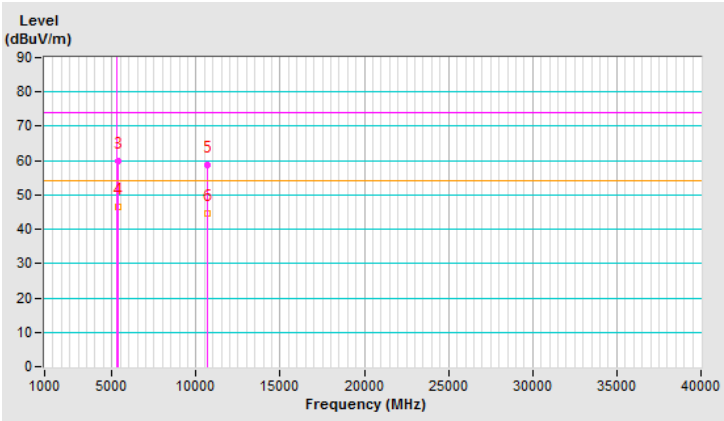

| | | | |
|---|---|---|---|
| 操 作 模 式 ： | 發射 | 調 變 技 術 ： | OFDM |
| 基 本 波 頻 率 ： | CH 100：5500 MHz | 測 試 儀 器 ： | (PK) RB=1MHz, VB=3MHz<br>(AV) RB=1MHz, VB=10Hz |
| 量 測 場 地 溫 度 ： | 20℃ | 量 測 場 地 濕 度 ： | 67%RH |
| 測 試 日 期 ： | 106 年 5 月 12 日 | 測 試 者 ： | 張君煌 |

| ANTENNA POLARITY & TEST DISTANCE: HORIZONTAL AT 3 M | | | | | | | | |
|---|---|---|---|---|---|---|---|---|
| NO. | FREQ. (MHz) | EMISSION LEVEL (dBuV/m) | LIMIT (dBuV/m) | MARGIN (dB) | ANTENNA HEIGHT (m) | TABLE ANGLE (Degree) | RAW VALUE (dBuV) | CORRECTION FACTOR (dB/m) |
| 1 | 5460.00 | 61.63 PK | 74.00 | -12.37 | 2.54 H | 264 | 52.54 | 9.09 |
| 2 | 5460.00 | 47.42 AV | 54.00 | -6.58 | 2.54 H | 264 | 38.33 | 9.09 |
| 3 | 5470.00 | 62.89 PK | 68.20 | -5.31 | 2.54 H | 264 | 53.75 | 9.14 |
| 4 | *5500.00 | 113.01 PK | | | 2.54 H | 264 | 103.72 | 9.29 |
| 5 | *5500.00 | 101.25 AV | | | 2.54 H | 264 | 91.96 | 9.29 |
| 6 | 11000.00 | 61.31 PK | 74.00 | -12.69 | 1.18 H | 294 | 40.57 | 20.74 |
| 7 | 11000.00 | 47.68 AV | 54.00 | -6.32 | 1.18 H | 294 | 26.94 | 20.74 |
| 8 | #16500.00 | - | - | - | - | - | - | - |
| 9 | #22000.00 | - | - | - | - | - | - | - |
| 10 | #27500.00 | - | - | - | - | - | - | - |
| 11 | #33000.00 | - | - | - | - | - | - | - |
| 12 | #38500.00 | - | - | - | - | - | - | - |

**REMARKS:**

1. Emission Level(dBuV/m) = Raw Value(dBuV) + Correction Factor(dB/m)
2. Correction Factor(dB/m) = Antenna Factor(dB/m) + Cable Factor(dB) – Pre-Amplifier Factor(dB)
3. The other emission levels were very low against the limit.
4. Margin value = Emission Level – Limit value
5. " * ": Fundamental frequency (主頻).
6. " # ": The radiated frequency is out of the restricted band.
7. " - ": The emission levels were too low to be detected.
8. The blank is not available, the limit of fundamental frequency was restricted at the output power.

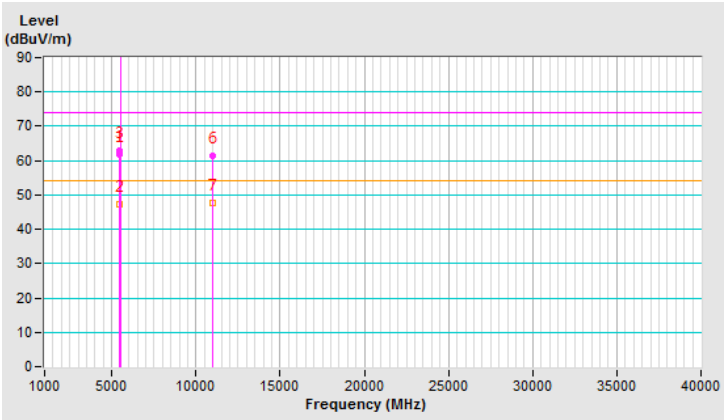

| | | | |
|---|---|---|---|
| 操 作 模 式 ： | 發射 | 調 變 技 術 ： | OFDM |
| 基 本 波 頻 率 ： | CH 100：5500 MHz | 測 試 儀 器 ： | (PK) RB=1MHz, VB=3MHz<br>(AV) RB=1MHz, VB=10Hz |
| 量 測 場 地 溫 度 ： | 20℃ | 量 測 場 地 濕 度 ： | 67%RH |
| 測 試 日 期 ： | 106 年 5 月 12 日 | 測 試 者 ： | 張君煌 |

| ANTENNA POLARITY & TEST DISTANCE: VERTICAL AT 3 M | | | | | | | | |
|---|---|---|---|---|---|---|---|---|
| NO. | FREQ. (MHz) | EMISSION LEVEL (dBuV/m) | LIMIT (dBuV/m) | MARGIN (dB) | ANTENNA HEIGHT (m) | TABLE ANGLE (Degree) | RAW VALUE (dBuV) | CORRECTION FACTOR (dB/m) |
| 1 | 5460.00 | 60.58 PK | 74.00 | -13.42 | 1.91 V | 187 | 51.49 | 9.09 |
| 2 | 5460.00 | 46.97 AV | 54.00 | -7.03 | 1.91 V | 187 | 37.88 | 9.09 |
| 3 | 5470.00 | 60.60 PK | 68.20 | -7.60 | 1.91 V | 187 | 51.46 | 9.14 |
| 4 | *5500.00 | 109.18 PK | | | 1.91 V | 187 | 99.89 | 9.29 |
| 5 | *5500.00 | 96.75 AV | | | 1.91 V | 187 | 87.46 | 9.29 |
| 6 | 11000.00 | 59.99 PK | 74.00 | -14.01 | 2.20 V | 219 | 39.25 | 20.74 |
| 7 | 11000.00 | 46.22 AV | 54.00 | -7.78 | 2.20 V | 219 | 25.48 | 20.74 |
| 8 | #16500.00 | - | - | - | - | - | - | - |
| 9 | #22000.00 | - | - | - | - | - | - | - |
| 10 | #27500.00 | - | - | - | - | - | - | - |
| 11 | #33000.00 | - | - | - | - | - | - | - |
| 12 | #38500.00 | - | - | - | - | - | - | - |

**REMARKS:**

1. Emission Level(dBuV/m) = Raw Value(dBuV) + Correction Factor(dB/m)
2. Correction Factor(dB/m) = Antenna Factor(dB/m) + Cable Factor(dB) – Pre-Amplifier Factor(dB)
3. The other emission levels were very low against the limit.
4. Margin value = Emission Level – Limit value
5. " * ": Fundamental frequency (主頻).
6. " # ": The radiated frequency is out of the restricted band.
7. " - ": The emission levels were too low to be detected.
8. The blank is not available, the limit of fundamental frequency was restricted at the output power.

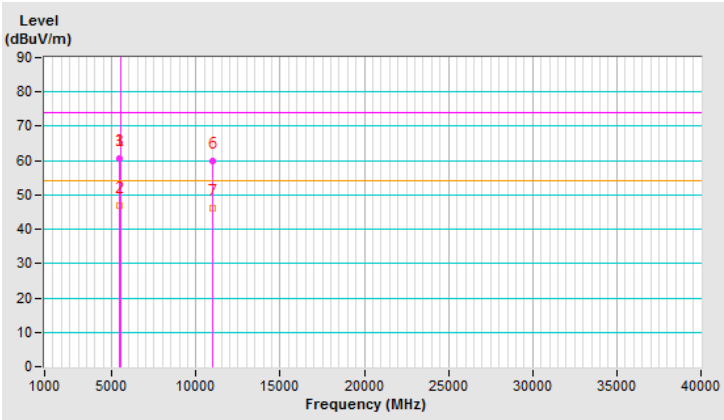

| | | | |
|---|---|---|---|
| 操 作 模 式 ： | 發射 | 調 變 技 術 ： | OFDM |
| 基 本 波 頻 率 ： | CH 116：5580 MHz | 測 試 儀 器 ： | (PK) RB=1MHz, VB=3MHz<br>(AV) RB=1MHz, VB=10Hz |
| 量 測 場 地 溫 度 ： | 20℃ | 量 測 場 地 濕 度 ： | 67%RH |
| 測 試 日 期 ： | 106 年 5 月 12 日 | 測 試 者 ： | 張君煌 |

| ANTENNA POLARITY & TEST DISTANCE: HORIZONTAL AT 3 M | | | | | | | | |
|---|---|---|---|---|---|---|---|---|
| NO. | FREQ. (MHz) | EMISSION LEVEL (dBuV/m) | LIMIT (dBuV/m) | MARGIN (dB) | ANTENNA HEIGHT (m) | TABLE ANGLE (Degree) | RAW VALUE (dBuV) | CORRECTION FACTOR (dB/m) |
| 1 | *5580.00 | 114.31 PK | | | 2.00 H | 264 | 104.98 | 9.33 |
| 2 | *5580.00 | 101.74 AV | | | 2.00 H | 264 | 92.41 | 9.33 |
| 3 | 11160.00 | 60.79 PK | 74.00 | -13.21 | 1.72 H | 341 | 40.52 | 20.27 |
| 4 | 11160.00 | 47.21 AV | 54.00 | -6.79 | 1.72 H | 341 | 26.94 | 20.27 |
| 5 | #16740.00 | - | - | - | - | - | - | - |
| 6 | 22320.00 | - | - | - | - | - | - | - |
| 7 | #27900.00 | - | - | - | - | - | - | - |
| 8 | #33480.00 | - | - | - | - | - | - | - |
| 9 | 39060.00 | - | - | - | - | - | - | - |

**REMARKS:**

1. Emission Level(dBuV/m) = Raw Value(dBuV) + Correction Factor(dB/m)
2. Correction Factor(dB/m) = Antenna Factor(dB/m) + Cable Factor(dB) – Pre-Amplifier Factor(dB)
3. The other emission levels were very low against the limit.
4. Margin value = Emission Level – Limit value
5. " * ": Fundamental frequency (主頻).
6. " # ": The radiated frequency is out of the restricted band.
7. " - ": The emission levels were too low to be detected.
8. The blank is not available, the limit of fundamental frequency was restricted at the output power.

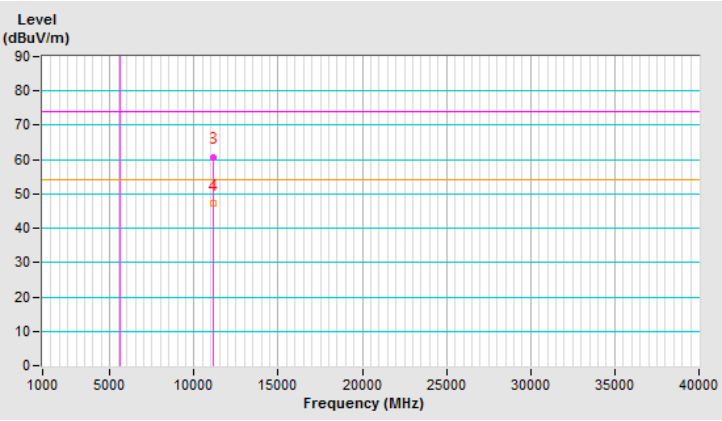

| | | | |
|---|---|---|---|
| 操 作 模 式 ： | 發射 | 調 變 技 術 ： | OFDM |
| 基 本 波 頻 率 ： | CH 116：5580 MHz | 測 試 儀 器 ： | (PK) RB=1MHz, VB=3MHz<br>(AV) RB=1MHz, VB=10Hz |
| 量 測 場 地 溫 度 ： | 20℃ | 量 測 場 地 濕 度 ： | 67%RH |
| 測 試 日 期 ： | 106 年 5 月 12 日 | 測 試 者 ： | 張君煌 |

| ANTENNA POLARITY & TEST DISTANCE: VERTICAL AT 3 M | | | | | | | | |
|---|---|---|---|---|---|---|---|---|
| NO. | FREQ. (MHz) | EMISSION LEVEL (dBuV/m) | LIMIT (dBuV/m) | MARGIN (dB) | ANTENNA HEIGHT (m) | TABLE ANGLE (Degree) | RAW VALUE (dBuV) | CORRECTION FACTOR (dB/m) |
| 1 | *5580.00 | 109.98 PK | | | 1.94 V | 196 | 100.65 | 9.33 |
| 2 | *5580.00 | 97.98 AV | | | 1.94 V | 196 | 88.65 | 9.33 |
| 3 | 11160.00 | 59.92 PK | 74.00 | -14.08 | 1.59 V | 85 | 39.65 | 20.27 |
| 4 | 11160.00 | 45.70 AV | 54.00 | -8.30 | 1.59 V | 85 | 25.43 | 20.27 |
| 5 | #16740.00 | - | - | - | - | - | - | - |
| 6 | 22320.00 | - | - | - | - | - | - | - |
| 7 | #27900.00 | - | - | - | - | - | - | - |
| 8 | #33480.00 | - | - | - | - | - | - | - |
| 9 | 39060.00 | - | - | - | - | - | - | - |

**REMARKS:**

1. Emission Level(dBuV/m) = Raw Value(dBuV) + Correction Factor(dB/m)
2. Correction Factor(dB/m) = Antenna Factor(dB/m) + Cable Factor(dB) – Pre-Amplifier Factor(dB)
3. The other emission levels were very low against the limit.
4. Margin value = Emission Level – Limit value
5. " * ": Fundamental frequency (主頻).
6. " # ": The radiated frequency is out of the restricted band.
7. " - ": The emission levels were too low to be detected.
8. The blank is not available, the limit of fundamental frequency was restricted at the output power.

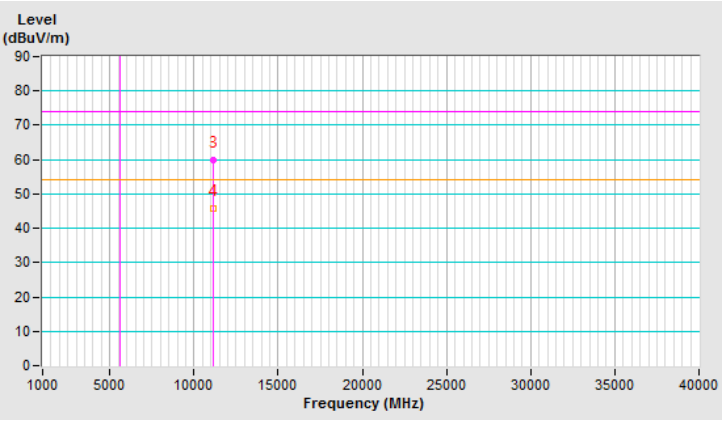

| | | | |
|---|---|---|---|
| 操 作 模 式 ： | 發射 | 調 變 技 術 ： | OFDM |
| 基 本 波 頻 率 ： | CH 132：5660 MHz | 測 試 儀 器 ： | (PK) RB=1MHz, VB=3MHz<br>(AV) RB=1MHz, VB=10Hz |
| 量 測 場 地 溫 度 ： | 20℃ | 量 測 場 地 濕 度 ： | 67%RH |
| 測 試 日 期 ： | 106 年 5 月 12 日 | 測 試 者 ： | 張君煌 |

| ANTENNA POLARITY & TEST DISTANCE: HORIZONTAL AT 3 M | | | | | | | | |
|---|---|---|---|---|---|---|---|---|
| NO. | FREQ. (MHz) | EMISSION LEVEL (dBuV/m) | LIMIT (dBuV/m) | MARGIN (dB) | ANTENNA HEIGHT (m) | TABLE ANGLE (Degree) | RAW VALUE (dBuV) | CORRECTION FACTOR (dB/m) |
| 1 | *5660.00 | 114.89 PK | | | 2.02 H | 265 | 105.53 | 9.36 |
| 2 | *5660.00 | 102.00 AV | | | 2.02 H | 265 | 92.64 | 9.36 |
| 3 | 11320.00 | 60.60 PK | 74.00 | -13.40 | 1.39 H | 224 | 40.51 | 20.09 |
| 4 | 11320.00 | 46.73 AV | 54.00 | -7.27 | 1.39 H | 224 | 26.64 | 20.09 |
| 5 | #16980.00 | - | - | - | - | - | - | - |
| 6 | 22640.00 | - | - | - | - | - | - | - |
| 7 | #28300.00 | - | - | - | - | - | - | - |
| 8 | #33960.00 | - | - | - | - | - | - | - |
| 9 | 39620.00 | - | - | - | - | - | - | - |

**REMARKS:**

1. Emission Level(dBuV/m) = Raw Value(dBuV) + Correction Factor(dB/m)
2. Correction Factor(dB/m) = Antenna Factor(dB/m) + Cable Factor(dB) – Pre-Amplifier Factor(dB)
3. The other emission levels were very low against the limit.
4. Margin value = Emission Level – Limit value
5. " * ": Fundamental frequency (主頻).
6. " # ": The radiated frequency is out of the restricted band.
7. " - ": The emission levels were too low to be detected.
8. The blank is not available, the limit of fundamental frequency was restricted at the output power.

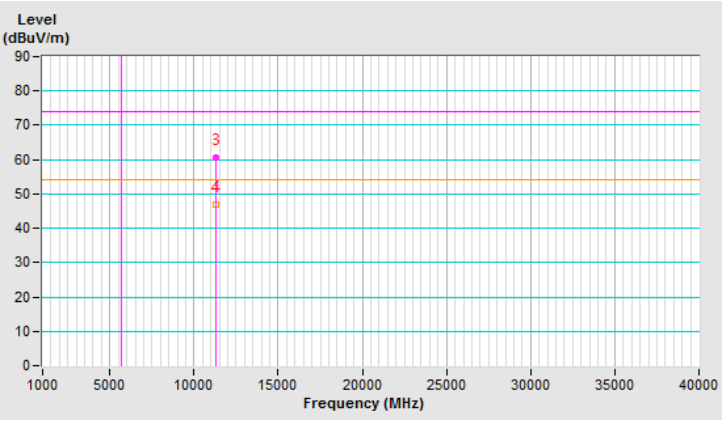

| | | | |
|---|---|---|---|
| 操 作 模 式 ： | 發射 | 調 變 技 術 ： | OFDM |
| 基 本 波 頻 率 ： | CH 132：5660 MHz | 測 試 儀 器 ： | (PK) RB=1MHz, VB=3MHz<br>(AV) RB=1MHz, VB=10Hz |
| 量 測 場 地 溫 度 ： | 20℃ | 量 測 場 地 濕 度 ： | 67%RH |
| 測 試 日 期 ： | 106 年 5 月 12 日 | 測 試 者 ： | 張君煌 |

| ANTENNA POLARITY & TEST DISTANCE: VERTICAL AT 3 M | | | | | | | | |
|---|---|---|---|---|---|---|---|---|
| NO. | FREQ. (MHz) | EMISSION LEVEL (dBuV/m) | LIMIT (dBuV/m) | MARGIN (dB) | ANTENNA HEIGHT (m) | TABLE ANGLE (Degree) | RAW VALUE (dBuV) | CORRECTION FACTOR (dB/m) |
| 1 | *5660.00 | 110.36 PK | | | 1.88 V | 193 | 101.00 | 9.36 |
| 2 | *5660.00 | 97.70 AV | | | 1.88 V | 193 | 88.34 | 9.36 |
| 3 | 11320.00 | 59.43 PK | 74.00 | -14.57 | 1.82 V | 109 | 39.34 | 20.09 |
| 4 | 11320.00 | 45.93 AV | 54.00 | -8.07 | 1.82 V | 109 | 25.84 | 20.09 |
| 5 | #16980.00 | - | - | - | - | - | - | - |
| 6 | 22640.00 | - | - | - | - | - | - | - |
| 7 | #28300.00 | - | - | - | - | - | - | - |
| 8 | #33960.00 | - | - | - | - | - | - | - |
| 9 | 39620.00 | - | - | - | - | - | - | - |

**REMARKS:**

1. Emission Level(dBuV/m) = Raw Value(dBuV) + Correction Factor(dB/m)
2. Correction Factor(dB/m) = Antenna Factor(dB/m) + Cable Factor(dB) – Pre-Amplifier Factor(dB)
3. The other emission levels were very low against the limit.
4. Margin value = Emission Level – Limit value
5. " * ": Fundamental frequency (主頻).
6. " # ": The radiated frequency is out of the restricted band.
7. " - ": The emission levels were too low to be detected.
8. The blank is not available, the limit of fundamental frequency was restricted at the output power.

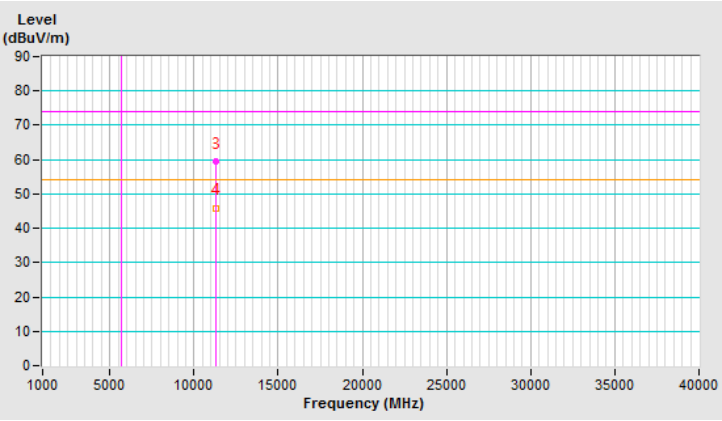

| | | | |
|---|---|---|---|
| 操 作 模 式 ： | 發射 | 調 變 技 術 ： | OFDM |
| 基 本 波 頻 率 ： | CH 140：5700 MHz | 測 試 儀 器 ： | (PK) RB=1MHz, VB=3MHz<br>(AV) RB=1MHz, VB=10Hz |
| 量 測 場 地 溫 度 ： | 20℃ | 量 測 場 地 濕 度 ： | 67%RH |
| 測 試 日 期 ： | 106 年 5 月 12 日 | 測 試 者 ： | 張君煌 |

| ANTENNA POLARITY & TEST DISTANCE: HORIZONTAL AT 3 M | | | | | | | | |
|---|---|---|---|---|---|---|---|---|
| NO. | FREQ. (MHz) | EMISSION LEVEL (dBuV/m) | LIMIT (dBuV/m) | MARGIN (dB) | ANTENNA HEIGHT (m) | TABLE ANGLE (Degree) | RAW VALUE (dBuV) | CORRECTION FACTOR (dB/m) |
| 1 | *5700.00 | 114.34 PK | | | 2.19 H | 261 | 104.97 | 9.37 |
| 2 | *5700.00 | 101.36 AV | | | 2.19 H | 261 | 91.99 | 9.37 |
| 3 | 5725.00 | 66.99 PK | 68.20 | -1.21 | 2.19 H | 261 | 57.61 | 9.38 |
| 4 | 11400.00 | 60.36 PK | 74.00 | -13.64 | 2.36 H | 254 | 40.21 | 20.15 |
| 5 | 11400.00 | 46.50 AV | 54.00 | -7.50 | 2.36 H | 254 | 26.35 | 20.15 |
| 6 | #17100.00 | - | - | - | - | - | - | - |
| 7 | 22800.00 | - | - | - | - | - | - | - |
| 8 | #28500.00 | - | - | - | - | - | - | - |
| 9 | #34200.00 | - | - | - | - | - | - | - |
| 10 | 39900.00 | - | - | - | - | - | - | - |

**REMARKS:**

1. Emission Level(dBuV/m) = Raw Value(dBuV) + Correction Factor(dB/m)
2. Correction Factor(dB/m) = Antenna Factor(dB/m) + Cable Factor(dB) – Pre-Amplifier Factor(dB)
3. The other emission levels were very low against the limit.
4. Margin value = Emission Level – Limit value
5. " * ": Fundamental frequency (主頻).
6. " # ": The radiated frequency is out of the restricted band.
7. " - ": The emission levels were too low to be detected.
8. The blank is not available, the limit of fundamental frequency was restricted at the output power.

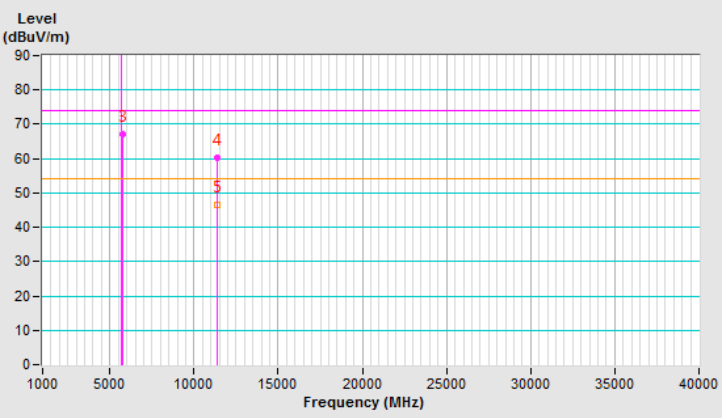

| | | | |
|---|---|---|---|
| 操 作 模 式 ： | 發射 | 調 變 技 術 ： | OFDM |
| 基 本 波 頻 率 ： | CH 140：5700 MHz | 測 試 儀 器 ： | (PK) RB=1MHz, VB=3MHz<br>(AV) RB=1MHz, VB=10Hz |
| 量 測 場 地 溫 度 ： | 20℃ | 量 測 場 地 濕 度 ： | 67%RH |
| 測 試 日 期 ： | 106 年 5 月 12 日 | 測 試 者 ： | 張君煌 |

| ANTENNA POLARITY & TEST DISTANCE: VERTICAL AT 3 M | | | | | | | | |
|---|---|---|---|---|---|---|---|---|
| NO. | FREQ. (MHz) | EMISSION LEVEL (dBuV/m) | LIMIT (dBuV/m) | MARGIN (dB) | ANTENNA HEIGHT (m) | TABLE ANGLE (Degree) | RAW VALUE (dBuV) | CORRECTION FACTOR (dB/m) |
| 1 | *5700.00 | 110.05 PK | | | 1.88 V | 199 | 100.68 | 9.37 |
| 2 | *5700.00 | 97.06 AV | | | 1.88 V | 199 | 87.69 | 9.37 |
| 3 | 5725.00 | 64.64 PK | 68.20 | -3.56 | 1.88 V | 199 | 55.26 | 9.38 |
| 4 | 11400.00 | 59.49 PK | 74.00 | -14.51 | 1.87 V | 194 | 39.34 | 20.15 |
| 5 | 11400.00 | 45.41 AV | 54.00 | -8.59 | 1.87 V | 194 | 25.26 | 20.15 |
| 6 | #17100.00 | - | - | - | - | - | - | - |
| 7 | 22800.00 | - | - | - | - | - | - | - |
| 8 | #28500.00 | - | - | - | - | - | - | - |
| 9 | #34200.00 | - | - | - | - | - | - | - |
| 10 | 39900.00 | - | - | - | - | - | - | - |

**REMARKS:**

1. Emission Level(dBuV/m) = Raw Value(dBuV) + Correction Factor(dB/m)
2. Correction Factor(dB/m) = Antenna Factor(dB/m) + Cable Factor(dB) – Pre-Amplifier Factor(dB)
3. The other emission levels were very low against the limit.
4. Margin value = Emission Level – Limit value
5. " * ": Fundamental frequency (主頻).
6. " # ": The radiated frequency is out of the restricted band.
7. " - ": The emission levels were too low to be detected.
8. The blank is not available, the limit of fundamental frequency was restricted at the output power.

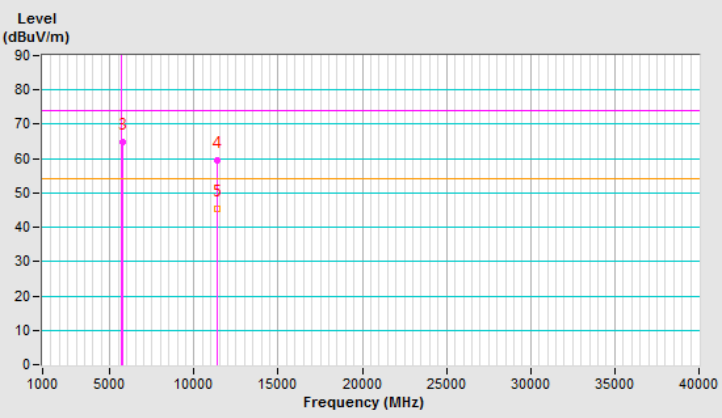

## 802.11ac (40MHz)

| | | | |
|---|---|---|---|
| 操 作 模 式 ： | 發射 | 調 變 技 術 ： | OFDM |
| 基 本 波 頻 率 ： | CH 54：5270 MHz | 測 試 儀 器 ： | (PK) RB=1MHz, VB=3MHz<br>(AV) RB=1MHz, VB=430Hz |
| 量 測 場 地 溫 度 ： | 20℃ | 量 測 場 地 濕 度 ： | 67%RH |
| 測 試 日 期 ： | 106 年 5 月 12 日 | 測 試 者 ： | 張君煌 |

| ANTENNA POLARITY & TEST DISTANCE: HORIZONTAL AT 3 M | | | | | | | | |
|---|---|---|---|---|---|---|---|---|
| NO. | FREQ. (MHz) | EMISSION LEVEL (dBuV/m) | LIMIT (dBuV/m) | MARGIN (dB) | ANTENNA HEIGHT (m) | TABLE ANGLE (Degree) | RAW VALUE (dBuV) | CORRECTION FACTOR (dB/m) |
| 1 | 5150.00 | 59.96 PK | 74.00 | -14.04 | 2.21 H | 263 | 52.16 | 7.80 |
| 2 | 5150.00 | 46.20 AV | 54.00 | -7.80 | 2.21 H | 263 | 38.40 | 7.80 |
| 3 | *5270.00 | 110.88 PK | | | 2.21 H | 263 | 102.61 | 8.27 |
| 4 | *5270.00 | 100.19 AV | | | 2.21 H | 263 | 91.92 | 8.27 |
| 5 | 10540.00 | 59.48 PK | 74.00 | -14.52 | 2.31 H | 215 | 40.32 | 19.16 |
| 6 | 10540.00 | 45.52 AV | 54.00 | -8.48 | 2.31 H | 215 | 26.36 | 19.16 |
| 7 | 15810.00 | - | - | - | - | - | - | - |
| 8 | 21080.00 | - | - | - | - | - | - | - |
| 9 | #26350.00 | - | - | - | - | - | - | - |
| 10 | 31620.00 | - | - | - | - | - | - | - |
| 11 | #36890.00 | - | - | - | - | - | - | - |

**REMARKS:**

1. Emission Level(dBuV/m) = Raw Value(dBuV) + Correction Factor(dB/m)
2. Correction Factor(dB/m) = Antenna Factor(dB/m) + Cable Factor(dB) – Pre-Amplifier Factor(dB)
3. The other emission levels were very low against the limit.
4. Margin value = Emission Level – Limit value
5. " * ": Fundamental frequency (主頻).
6. " # ": The radiated frequency is out of the restricted band.
7. " - ": The emission levels were too low to be detected.
8. The blank is not available, the limit of fundamental frequency was restricted at the output power.

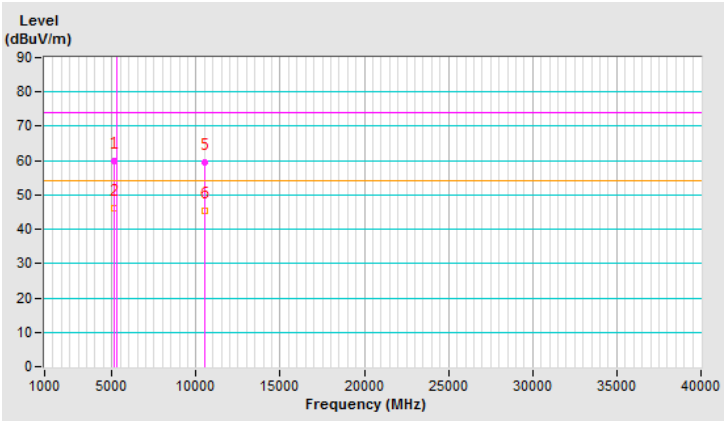

| | | | |
|---|---|---|---|
| 操 作 模 式 ： | 發射 | 調 變 技 術 ： | OFDM |
| 基 本 波 頻 率 ： | CH 54：5270 MHz | 測 試 儀 器 ： | (PK) RB=1MHz, VB=3MHz<br>(AV) RB=1MHz, VB=430Hz |
| 量 測 場 地 溫 度 ： | 20℃ | 量 測 場 地 濕 度 ： | 67%RH |
| 測 試 日 期 ： | 106 年 5 月 12 日 | 測 試 者 ： | 張君煌 |

| ANTENNA POLARITY & TEST DISTANCE: VERTICAL AT 3 M | | | | | | | | |
|---|---|---|---|---|---|---|---|---|
| NO. | FREQ. (MHz) | EMISSION LEVEL (dBuV/m) | LIMIT (dBuV/m) | MARGIN (dB) | ANTENNA HEIGHT (m) | TABLE ANGLE (Degree) | RAW VALUE (dBuV) | CORRECTION FACTOR (dB/m) |
| 1 | 5150.00 | 59.64 PK | 74.00 | -14.36 | 2.33 V | 269 | 51.84 | 7.80 |
| 2 | 5150.00 | 45.49 AV | 54.00 | -8.51 | 2.33 V | 269 | 37.69 | 7.80 |
| 3 | *5270.00 | 105.95 PK | | | 2.33 V | 269 | 97.68 | 8.27 |
| 4 | *5270.00 | 95.23 AV | | | 2.33 V | 269 | 86.96 | 8.27 |
| 5 | 10540.00 | 58.52 PK | 74.00 | -15.48 | 1.82 V | 231 | 39.36 | 19.16 |
| 6 | 10540.00 | 44.55 AV | 54.00 | -9.45 | 1.82 V | 231 | 25.39 | 19.16 |
| 7 | 15810.00 | - | - | - | - | - | - | - |
| 8 | 21080.00 | - | - | - | - | - | - | - |
| 9 | #26350.00 | - | - | - | - | - | - | - |
| 10 | 31620.00 | - | - | - | - | - | - | - |
| 11 | #36890.00 | - | - | - | - | - | - | - |

**REMARKS:**

1. Emission Level(dBuV/m) = Raw Value(dBuV) + Correction Factor(dB/m)
2. Correction Factor(dB/m) = Antenna Factor(dB/m) + Cable Factor(dB) – Pre-Amplifier Factor(dB)
3. The other emission levels were very low against the limit.
4. Margin value = Emission Level – Limit value
5. " * ": Fundamental frequency (主頻).
6. " # ": The radiated frequency is out of the restricted band.
7. " - ": The emission levels were too low to be detected.
8. The blank is not available, the limit of fundamental frequency was restricted at the output power.

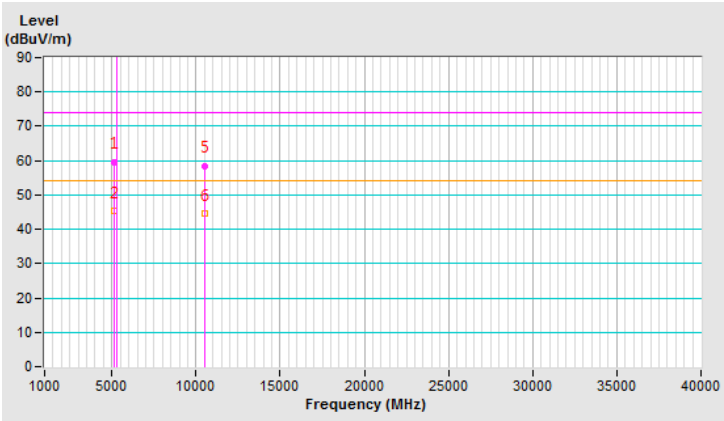

| | | | |
|---|---|---|---|
| 操 作 模 式 ： | 發射 | 調 變 技 術 ： | OFDM |
| 基 本 波 頻 率 ： | CH 62：5310 MHz | 測 試 儀 器 ： | (PK) RB=1MHz, VB=3MHz<br>(AV) RB=1MHz, VB=430Hz |
| 量 測 場 地 溫 度 ： | 20℃ | 量 測 場 地 濕 度 ： | 67%RH |
| 測 試 日 期 ： | 106 年 5 月 12 日 | 測 試 者 ： | 張君煌 |

| ANTENNA POLARITY & TEST DISTANCE: HORIZONTAL AT 3 M | | | | | | | | |
|---|---|---|---|---|---|---|---|---|
| NO. | FREQ. (MHz) | EMISSION LEVEL (dBuV/m) | LIMIT (dBuV/m) | MARGIN (dB) | ANTENNA HEIGHT (m) | TABLE ANGLE (Degree) | RAW VALUE (dBuV) | CORRECTION FACTOR (dB/m) |
| 1 | *5310.00 | 109.72 PK | | | 2.10 H | 263 | 101.30 | 8.42 |
| 2 | *5310.00 | 99.89 AV | | | 2.10 H | 263 | 91.47 | 8.42 |
| 3 | 5350.00 | 65.46 PK | 74.00 | -8.54 | 2.10 H | 263 | 56.88 | 8.58 |
| 4 | 5350.00 | 51.11 AV | 54.00 | -2.89 | 2.10 H | 263 | 42.53 | 8.58 |
| 5 | 10620.00 | 59.89 PK | 74.00 | -14.11 | 2.31 H | 200 | 40.51 | 19.38 |
| 6 | 10620.00 | 45.89 AV | 54.00 | -8.11 | 2.31 H | 200 | 26.51 | 19.38 |
| 7 | 15930.00 | - | - | - | - | - | - | - |
| 8 | 21240.00 | - | - | - | - | - | - | - |
| 9 | #26550.00 | - | - | - | - | - | - | - |
| 10 | #31860.00 | - | - | - | - | - | - | - |
| 11 | #37170.00 | - | - | - | - | - | - | - |

**REMARKS:**

1. Emission Level(dBuV/m) = Raw Value(dBuV) + Correction Factor(dB/m)
2. Correction Factor(dB/m) = Antenna Factor(dB/m) + Cable Factor(dB) – Pre-Amplifier Factor(dB)
3. The other emission levels were very low against the limit.
4. Margin value = Emission Level – Limit value
5. " * ": Fundamental frequency (主頻).
6. " # ": The radiated frequency is out of the restricted band.
7. " - ": The emission levels were too low to be detected.
8. The blank is not available, the limit of fundamental frequency was restricted at the output power.

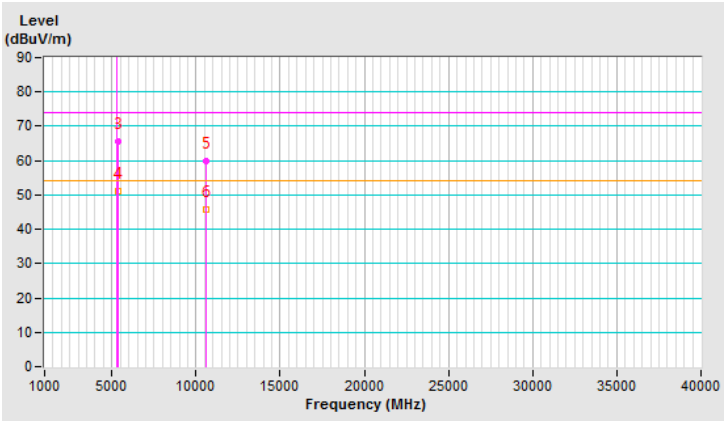

| | | | |
|---|---|---|---|
| 操 作 模 式 ： | 發射 | 調 變 技 術 ： | OFDM |
| 基 本 波 頻 率 ： | CH 62：5310 MHz | 測 試 儀 器 ： | (PK) RB=1MHz, VB=3MHz<br>(AV) RB=1MHz, VB=430Hz |
| 量 測 場 地 溫 度 ： | 20℃ | 量 測 場 地 濕 度 ： | 67%RH |
| 測 試 日 期 ： | 106 年 5 月 12 日 | 測 試 者 ： | 張君煌 |

| ANTENNA POLARITY & TEST DISTANCE: VERTICAL AT 3 M | | | | | | | | |
|---|---|---|---|---|---|---|---|---|
| NO. | FREQ. (MHz) | EMISSION LEVEL (dBuV/m) | LIMIT (dBuV/m) | MARGIN (dB) | ANTENNA HEIGHT (m) | TABLE ANGLE (Degree) | RAW VALUE (dBuV) | CORRECTION FACTOR (dB/m) |
| 1 | *5310.00 | 105.31 PK | | | 2.31 V | 277 | 96.89 | 8.42 |
| 2 | *5310.00 | 95.00 AV | | | 2.31 V | 277 | 86.58 | 8.42 |
| 3 | 5350.00 | 64.47 PK | 74.00 | -9.53 | 2.31 V | 277 | 55.89 | 8.58 |
| 4 | 5350.00 | 49.60 AV | 54.00 | -4.40 | 2.31 V | 277 | 41.02 | 8.58 |
| 5 | 10620.00 | 59.24 PK | 74.00 | -14.76 | 1.76 V | 224 | 39.86 | 19.38 |
| 6 | 10620.00 | 44.74 AV | 54.00 | -9.26 | 1.76 V | 224 | 25.36 | 19.38 |
| 7 | 15930.00 | - | - | - | - | - | - | - |
| 8 | 21240.00 | - | - | - | - | - | - | - |
| 9 | #26550.00 | - | - | - | - | - | - | - |
| 10 | #31860.00 | - | - | - | - | - | - | - |
| 11 | #37170.00 | - | - | - | - | - | - | - |

**REMARKS:**

1. Emission Level(dBuV/m) = Raw Value(dBuV) + Correction Factor(dB/m)
2. Correction Factor(dB/m) = Antenna Factor(dB/m) + Cable Factor(dB) – Pre-Amplifier Factor(dB)
3. The other emission levels were very low against the limit.
4. Margin value = Emission Level – Limit value
5. " * ": Fundamental frequency (主頻).
6. " # ": The radiated frequency is out of the restricted band.
7. " - ": The emission levels were too low to be detected.
8. The blank is not available, the limit of fundamental frequency was restricted at the output power.

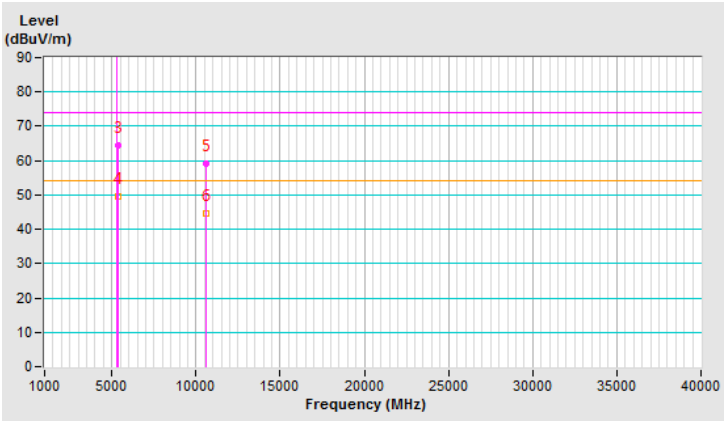

| | | | |
|---|---|---|---|
| 操 作 模 式 ： | 發射 | 調 變 技 術 ： | OFDM |
| 基 本 波 頻 率 ： | CH 102：5510 MHz | 測 試 儀 器 ： | (PK) RB=1MHz, VB=3MHz<br>(AV) RB=1MHz, VB=430Hz |
| 量 測 場 地 溫 度 ： | 20℃ | 量 測 場 地 濕 度 ： | 67%RH |
| 測 試 日 期 ： | 106 年 5 月 12 日 | 測 試 者 ： | 張君煌 |

| ANTENNA POLARITY & TEST DISTANCE: HORIZONTAL AT 3 M | | | | | | | | |
|---|---|---|---|---|---|---|---|---|
| NO. | FREQ. (MHz) | EMISSION LEVEL (dBuV/m) | LIMIT (dBuV/m) | MARGIN (dB) | ANTENNA HEIGHT (m) | TABLE ANGLE (Degree) | RAW VALUE (dBuV) | CORRECTION FACTOR (dB/m) |
| 1 | 5460.00 | 63.02 PK | 74.00 | -10.98 | 2.73 H | 265 | 53.93 | 9.09 |
| 2 | 5460.00 | 48.49 AV | 54.00 | -5.51 | 2.73 H | 265 | 39.40 | 9.09 |
| 3 | 5470.00 | 67.04 PK | 68.2 | -1.16 | 2.73 H | 265 | 57.90 | 9.14 |
| 4 | *5510.00 | 110.00 PK | | | 2.73 H | 265 | 100.70 | 9.30 |
| 5 | *5510.00 | 99.90 AV | | | 2.73 H | 265 | 90.60 | 9.30 |
| 6 | 11020.00 | 61.26 PK | 74.00 | -12.74 | 1.54 H | 241 | 40.56 | 20.70 |
| 7 | 11020.00 | 47.04 AV | 54.00 | -6.96 | 1.54 H | 241 | 26.34 | 20.70 |
| 8 | #16530.00 | - | - | - | - | - | - | - |
| 9 | 22040.00 | - | - | - | - | - | - | - |
| 10 | #27550.00 | - | - | - | - | - | - | - |
| 11 | #33060.00 | - | - | - | - | - | - | - |
| 12 | #38570.00 | - | - | - | - | - | - | - |

**REMARKS:**

1. Emission Level(dBuV/m) = Raw Value(dBuV) + Correction Factor(dB/m)
2. Correction Factor(dB/m) = Antenna Factor(dB/m) + Cable Factor(dB) – Pre-Amplifier Factor(dB)
3. The other emission levels were very low against the limit.
4. Margin value = Emission Level – Limit value
5. " * ": Fundamental frequency (主頻).
6. " # ": The radiated frequency is out of the restricted band.
7. " - ": The emission levels were too low to be detected.
8. The blank is not available, the limit of fundamental frequency was restricted at the output power.

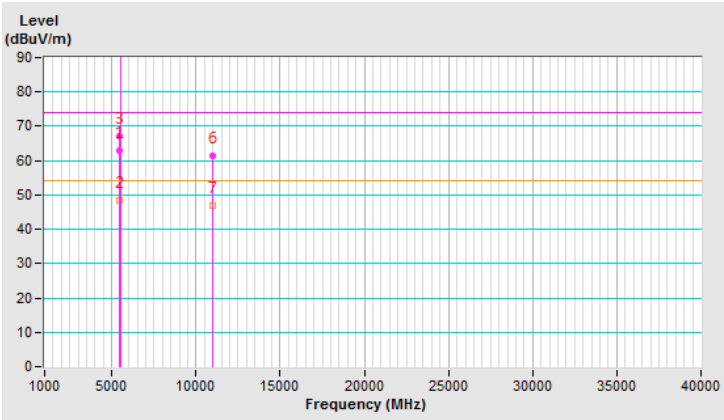

| | | | |
|---|---|---|---|
| 操 作 模 式 ： | 發射 | 調 變 技 術 ： | OFDM |
| 基 本 波 頻 率 ： | CH 102：5510 MHz | 測 試 儀 器 ： | (PK) RB=1MHz, VB=3MHz<br>(AV) RB=1MHz, VB=430Hz |
| 量 測 場 地 溫 度 ： | 20℃ | 量 測 場 地 濕 度 ： | 67%RH |
| 測 試 日 期 ： | 106 年 5 月 12 日 | 測 試 者 ： | 張君煌 |

| ANTENNA POLARITY & TEST DISTANCE: VERTICAL AT 3 M | | | | | | | | |
|---|---|---|---|---|---|---|---|---|
| NO. | FREQ. (MHz) | EMISSION LEVEL (dBuV/m) | LIMIT (dBuV/m) | MARGIN (dB) | ANTENNA HEIGHT (m) | TABLE ANGLE (Degree) | RAW VALUE (dBuV) | CORRECTION FACTOR (dB/m) |
| 1 | 5460.00 | 60.35 PK | 74.00 | -13.65 | 1.52 V | 298 | 51.26 | 9.09 |
| 2 | 5460.00 | 47.34 AV | 54.00 | -6.66 | 1.52 V | 298 | 38.25 | 9.09 |
| 3 | 5470.00 | 65.08 PK | 68.20 | -3.12 | 1.52 V | 298 | 55.94 | 9.14 |
| 4 | *5510.00 | 104.99 PK | | | 1.52 V | 298 | 95.69 | 9.30 |
| 5 | *5510.00 | 95.18 AV | | | 1.52 V | 298 | 85.88 | 9.30 |
| 6 | 11020.00 | 60.05 PK | 74.00 | -13.95 | 1.18 V | 234 | 39.35 | 20.70 |
| 7 | 11020.00 | 45.79 AV | 54.00 | -8.21 | 1.18 V | 234 | 25.09 | 20.70 |
| 8 | #16530.00 | - | - | - | - | - | - | - |
| 9 | 22040.00 | - | - | - | - | - | - | - |
| 10 | #27550.00 | - | - | - | - | - | - | - |
| 11 | #33060.00 | - | - | - | - | - | - | - |
| 12 | #38570.00 | - | - | - | - | - | - | - |

**REMARKS:**

1. Emission Level(dBuV/m) = Raw Value(dBuV) + Correction Factor(dB/m)
2. Correction Factor(dB/m) = Antenna Factor(dB/m) + Cable Factor(dB) – Pre-Amplifier Factor(dB)
3. The other emission levels were very low against the limit.
4. Margin value = Emission Level – Limit value
5. " * ": Fundamental frequency (主頻).
6. " # ": The radiated frequency is out of the restricted band.
7. " - ": The emission levels were too low to be detected.
8. The blank is not available, the limit of fundamental frequency was restricted at the output power.

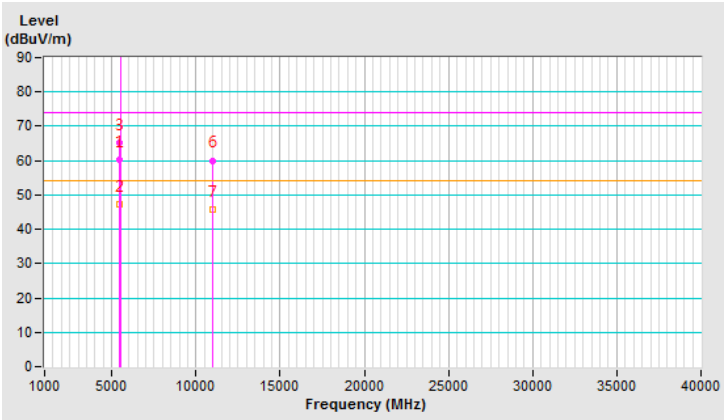

| | | | |
|---|---|---|---|
| 操 作 模 式 ： | 發射 | 調 變 技 術 ： | OFDM |
| 基 本 波 頻 率 ： | CH 110：5550 MHz | 測 試 儀 器 ： | (PK) RB=1MHz, VB=3MHz<br>(AV) RB=1MHz, VB=430Hz |
| 量 測 場 地 溫 度 ： | 20℃ | 量 測 場 地 濕 度 ： | 67%RH |
| 測 試 日 期 ： | 106 年 5 月 12 日 | 測 試 者 ： | 張君煌 |

| ANTENNA POLARITY & TEST DISTANCE: HORIZONTAL AT 3 M | | | | | | | | |
|---|---|---|---|---|---|---|---|---|
| NO. | FREQ. (MHz) | EMISSION LEVEL (dBuV/m) | LIMIT (dBuV/m) | MARGIN (dB) | ANTENNA HEIGHT (m) | TABLE ANGLE (Degree) | RAW VALUE (dBuV) | CORRECTION FACTOR (dB/m) |
| 1 | *5550.00 | 109.66 PK | | | 2.63 H | 266 | 100.34 | 9.32 |
| 2 | *5550.00 | 99.18 AV | | | 2.63 H | 266 | 89.86 | 9.32 |
| 3 | 11100.00 | 61.19 PK | 74.00 | -12.81 | 1.82 H | 221 | 40.69 | 20.50 |
| 4 | 11100.00 | 46.82 AV | 54.00 | -7.18 | 1.82 H | 221 | 26.32 | 20.50 |
| 5 | #16650.00 | - | - | - | - | - | - | - |
| 6 | 22200.00 | - | - | - | - | - | - | - |
| 7 | #27750.00 | - | - | - | - | - | - | - |
| 8 | #33300.00 | - | - | - | - | - | - | - |
| 9 | 38850.00 | - | - | - | - | - | - | - |

**REMARKS:**

1. Emission Level(dBuV/m) = Raw Value(dBuV) + Correction Factor(dB/m)
2. Correction Factor(dB/m) = Antenna Factor(dB/m) + Cable Factor(dB) – Pre-Amplifier Factor(dB)
3. The other emission levels were very low against the limit.
4. Margin value = Emission Level – Limit value
5. " * ": Fundamental frequency (主頻).
6. " # ": The radiated frequency is out of the restricted band.
7. " - ": The emission levels were too low to be detected.
8. The blank is not available, the limit of fundamental frequency was restricted at the output power.

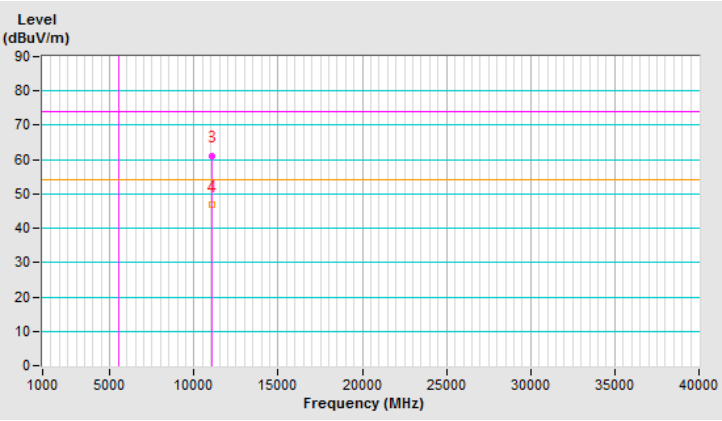

| | | | |
|---|---|---|---|
| 操 作 模 式 ： | 發射 | 調 變 技 術 ： | OFDM |
| 基 本 波 頻 率 ： | CH 110：5550 MHz | 測 試 儀 器 ： | (PK) RB=1MHz, VB=3MHz<br>(AV) RB=1MHz, VB=430Hz |
| 量 測 場 地 溫 度 ： | 20℃ | 量 測 場 地 濕 度 ： | 67%RH |
| 測 試 日 期 ： | 106 年 5 月 12 日 | 測 試 者 ： | 張君煌 |

| ANTENNA POLARITY & TEST DISTANCE: VERTICAL AT 3 M | | | | | | | | |
|---|---|---|---|---|---|---|---|---|
| NO. | FREQ. (MHz) | EMISSION LEVEL (dBuV/m) | LIMIT (dBuV/m) | MARGIN (dB) | ANTENNA HEIGHT (m) | TABLE ANGLE (Degree) | RAW VALUE (dBuV) | CORRECTION FACTOR (dB/m) |
| 1 | *5550.00 | 104.98 PK | | | 1.53 V | 296 | 95.66 | 9.32 |
| 2 | *5550.00 | 93.90 AV | | | 1.53 V | 296 | 84.58 | 9.32 |
| 3 | 11100.00 | 59.82 PK | 74.00 | -14.18 | 1.83 V | 236 | 39.32 | 20.50 |
| 4 | 11100.00 | 46.14 AV | 54.00 | -7.86 | 1.83 V | 236 | 25.64 | 20.50 |
| 5 | #16650.00 | - | - | - | - | - | - | - |
| 6 | 22200.00 | - | - | - | - | - | - | - |
| 7 | #27750.00 | - | - | - | - | - | - | - |
| 8 | #33300.00 | - | - | - | - | - | - | - |
| 9 | 38850.00 | - | - | - | - | - | - | - |

**REMARKS:**

1. Emission Level(dBuV/m) = Raw Value(dBuV) + Correction Factor(dB/m)
2. Correction Factor(dB/m) = Antenna Factor(dB/m) + Cable Factor(dB) – Pre-Amplifier Factor(dB)
3. The other emission levels were very low against the limit.
4. Margin value = Emission Level – Limit value
5. " * ": Fundamental frequency (主頻).
6. " # ": The radiated frequency is out of the restricted band.
7. " - ": The emission levels were too low to be detected.
8. The blank is not available, the limit of fundamental frequency was restricted at the output power.

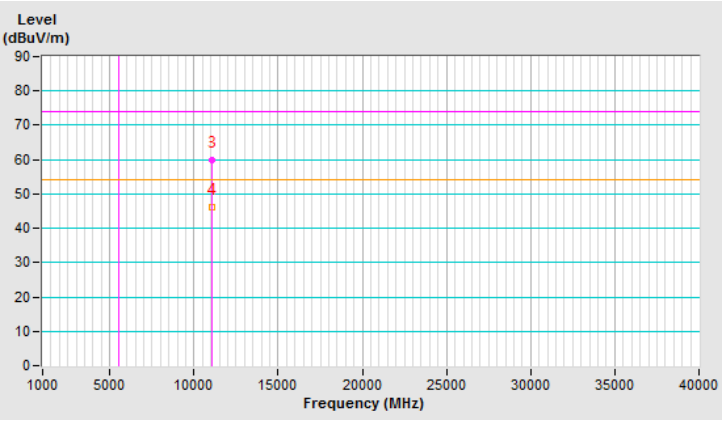

| | | | |
|---|---|---|---|
| 操 作 模 式 ： | 發射 | 調 變 技 術 ： | OFDM |
| 基 本 波 頻 率 ： | CH 134：5670 MHz | 測 試 儀 器 ： | (PK) RB=1MHz, VB=3MHz<br>(AV) RB=1MHz, VB=430Hz |
| 量 測 場 地 溫 度 ： | 20℃ | 量 測 場 地 濕 度 ： | 67%RH |
| 測 試 日 期 ： | 106 年 5 月 12 日 | 測 試 者 ： | 張君煌 |

| ANTENNA POLARITY & TEST DISTANCE: HORIZONTAL AT 3 M | | | | | | | | |
|---|---|---|---|---|---|---|---|---|
| NO. | FREQ. (MHz) | EMISSION LEVEL (dBuV/m) | LIMIT (dBuV/m) | MARGIN (dB) | ANTENNA HEIGHT (m) | TABLE ANGLE (Degree) | RAW VALUE (dBuV) | CORRECTION FACTOR (dB/m) |
| 1 | *5670.00 | 110.23 PK | | | 2.62 H | 264 | 100.86 | 9.37 |
| 2 | *5670.00 | 100.02 AV | | | 2.62 H | 264 | 90.65 | 9.37 |
| 3 | 5725.00 | 67.14 PK | 68.20 | -1.06 | 2.62 H | 264 | 57.76 | 9.38 |
| 4 | 11340.00 | 61.05 PK | 74.00 | -12.95 | 1.45 H | 209 | 40.94 | 20.11 |
| 5 | 11340.00 | 46.92 AV | 54.00 | -7.08 | 1.45 H | 209 | 26.81 | 20.11 |
| 6 | #17010.00 | - | - | - | - | - | - | - |
| 7 | 22680.00 | - | - | - | - | - | - | - |
| 8 | #28350.00 | - | - | - | - | - | - | - |
| 9 | #34020.00 | - | - | - | - | - | - | - |
| 10 | 39690.00 | - | - | - | - | - | - | - |

**REMARKS:**

1. Emission Level(dBuV/m) = Raw Value(dBuV) + Correction Factor(dB/m)
2. Correction Factor(dB/m) = Antenna Factor(dB/m) + Cable Factor(dB) – Pre-Amplifier Factor(dB)
3. The other emission levels were very low against the limit.
4. Margin value = Emission Level – Limit value
5. " * ": Fundamental frequency (主頻).
6. " # ": The radiated frequency is out of the restricted band.
7. " - ": The emission levels were too low to be detected.
8. The blank is not available, the limit of fundamental frequency was restricted at the output power.

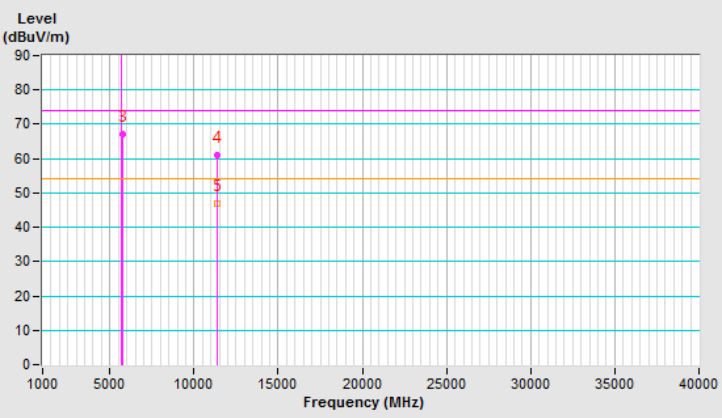

| | | | |
|---|---|---|---|
| 操 作 模 式 ： | 發射 | 調 變 技 術 ： | OFDM |
| 基 本 波 頻 率 ： | CH 134：5670 MHz | 測 試 儀 器 ： | (PK) RB=1MHz, VB=3MHz<br>(AV) RB=1MHz, VB=430Hz |
| 量 測 場 地 溫 度 ： | 20℃ | 量 測 場 地 濕 度 ： | 67%RH |
| 測 試 日 期 ： | 106 年 5 月 12 日 | 測 試 者 ： | 張君煌 |

| ANTENNA POLARITY & TEST DISTANCE: VERTICAL AT 3 M | | | | | | | | |
|---|---|---|---|---|---|---|---|---|
| NO. | FREQ. (MHz) | EMISSION LEVEL (dBuV/m) | LIMIT (dBuV/m) | MARGIN (dB) | ANTENNA HEIGHT (m) | TABLE ANGLE (Degree) | RAW VALUE (dBuV) | CORRECTION FACTOR (dB/m) |
| 1 | *5670.00 | 105.06 PK | | | 1.52 V | 294 | 95.69 | 9.37 |
| 2 | *5670.00 | 95.22 AV | | | 1.52 V | 294 | 85.85 | 9.37 |
| 3 | 5725.00 | 64.64 PK | 68.20 | -3.56 | 1.52 V | 194 | 55.26 | 9.38 |
| 4 | 11340.00 | 59.75 PK | 74.00 | -14.25 | 2.31 V | 126 | 39.64 | 20.11 |
| 5 | 11340.00 | 45.72 AV | 54.00 | -8.28 | 2.31 V | 126 | 25.61 | 20.11 |
| 6 | #17010.00 | - | - | - | - | - | - | - |
| 7 | 22680.00 | - | - | - | - | - | - | - |
| 8 | #28350.00 | - | - | - | - | - | - | - |
| 9 | #34020.00 | - | - | - | - | - | - | - |
| 10 | 39690.00 | - | - | - | - | - | - | - |

**REMARKS:**

1. Emission Level(dBuV/m) = Raw Value(dBuV) + Correction Factor(dB/m)
2. Correction Factor(dB/m) = Antenna Factor(dB/m) + Cable Factor(dB) – Pre-Amplifier Factor(dB)
3. The other emission levels were very low against the limit.
4. Margin value = Emission Level – Limit value
5. " * ": Fundamental frequency (主頻).
6. " # ": The radiated frequency is out of the restricted band.
7. " - ": The emission levels were too low to be detected.
8. The blank is not available, the limit of fundamental frequency was restricted at the output power.

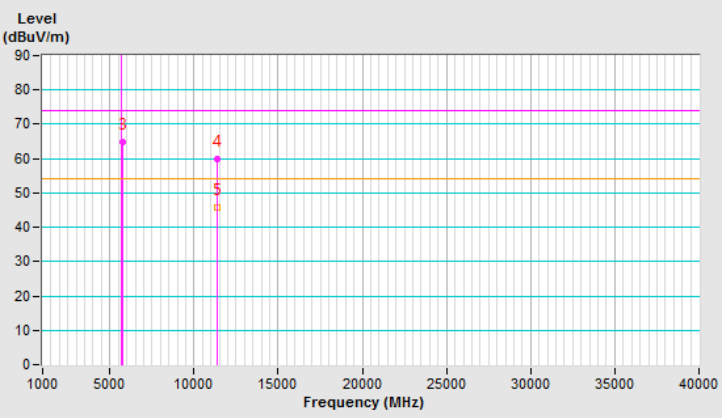

## 802.11ac (80MHz)

| | | | |
|---|---|---|---|
| 操 作 模 式 ： | 發射 | 調 變 技 術 ： | OFDM |
| 基 本 波 頻 率 ： | CH 58：5290 MHz | 測 試 儀 器 ： | (PK) RB=1MHz, VB=3MHz<br>(AV) RB=1MHz, VB=910Hz |
| 量 測 場 地 溫 度 ： | 20℃ | 量 測 場 地 濕 度 ： | 67%RH |
| 測 試 日 期 ： | 106 年 5 月 12 日 | 測 試 者 ： | 張君煌 |

| ANTENNA POLARITY & TEST DISTANCE: HORIZONTAL AT 3 M | | | | | | | | |
|---|---|---|---|---|---|---|---|---|
| NO. | FREQ. (MHz) | EMISSION LEVEL (dBuV/m) | LIMIT (dBuV/m) | MARGIN (dB) | ANTENNA HEIGHT (m) | TABLE ANGLE (Degree) | RAW VALUE (dBuV) | CORRECTION FACTOR (dB/m) |
| 1 | 5150.00 | 60.11 PK | 74.00 | -13.89 | 2.16 H | 258 | 52.31 | 7.80 |
| 2 | 5150.00 | 44.81 AV | 54.00 | -9.19 | 2.16 H | 258 | 37.01 | 7.80 |
| 3 | *5290.00 | 105.85 PK | | | 2.16 H | 258 | 97.51 | 8.34 |
| 4 | *5290.00 | 95.22 AV | | | 2.16 H | 258 | 86.88 | 8.34 |
| 5 | 5350.00 | 67.69 PK | 74.00 | -6.31 | 2.16 H | 258 | 59.11 | 8.58 |
| 6 | 5350.00 | 52.85 AV | 54.00 | -1.15 | 2.16 H | 258 | 44.27 | 8.58 |
| 7 | 10580.00 | 59.95 PK | 74.00 | -14.05 | 1.86 H | 134 | 40.67 | 19.28 |
| 8 | 10580.00 | 45.61 AV | 54.00 | -8.39 | 1.86 H | 134 | 26.33 | 19.28 |
| 9 | 15870.00 | - | - | - | - | - | - | - |
| 10 | 21160.00 | - | - | - | - | - | - | - |
| 11 | #26450.00 | - | - | - | - | - | - | - |
| 12 | 31740.00 | - | - | - | - | - | - | - |
| 13 | #37030.00 | - | - | - | - | - | - | - |

**REMARKS:**

1. Emission Level(dBuV/m) = Raw Value(dBuV) + Correction Factor(dB/m)
2. Correction Factor(dB/m) = Antenna Factor(dB/m) + Cable Factor(dB) – Pre-Amplifier Factor(dB)
3. The other emission levels were very low against the limit.
4. Margin value = Emission Level – Limit value
5. " * ": Fundamental frequency (主頻).
6. " # ": The radiated frequency is out of the restricted band.
7. " - ": The emission levels were too low to be detected.
8. The blank is not available, the limit of fundamental frequency was restricted at the output power.

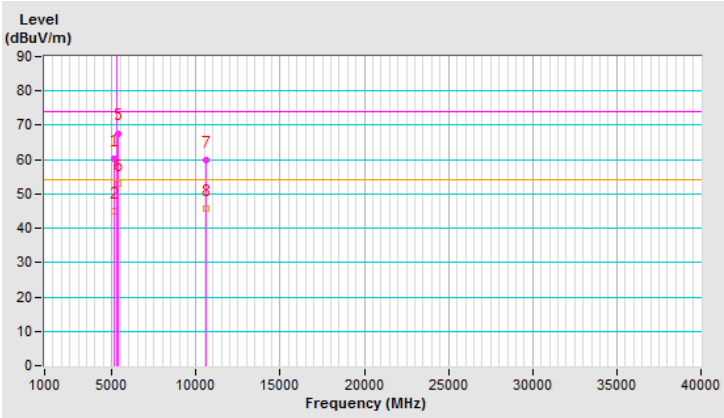

| | | | |
|---|---|---|---|
| 操 作 模 式 ： | 發射 | 調 變 技 術 ： | OFDM |
| 基 本 波 頻 率 ： | CH 58：5290 MHz | 測 試 儀 器 ： | (PK) RB=1MHz, VB=3MHz<br>(AV) RB=1MHz, VB=910Hz |
| 量 測 場 地 溫 度 ： | 20℃ | 量 測 場 地 濕 度 ： | 67%RH |
| 測 試 日 期 ： | 106 年 5 月 12 日 | 測 試 者 ： | 張君煌 |

| ANTENNA POLARITY & TEST DISTANCE: VERTICAL AT 3 M | | | | | | | | |
|---|---|---|---|---|---|---|---|---|
| NO. | FREQ. (MHz) | EMISSION LEVEL (dBuV/m) | LIMIT (dBuV/m) | MARGIN (dB) | ANTENNA HEIGHT (m) | TABLE ANGLE (Degree) | RAW VALUE (dBuV) | CORRECTION FACTOR (dB/m) |
| 1 | 5150.00 | 59.14 PK | 74.00 | -14.86 | 1.56 V | 300 | 51.34 | 7.80 |
| 2 | 5150.00 | 44.79 AV | 54.00 | -9.21 | 1.56 V | 300 | 36.99 | 7.80 |
| 3 | *5290.00 | 99.92 PK | | | 1.56 V | 300 | 91.58 | 8.34 |
| 4 | *5290.00 | 89.03 AV | | | 1.56 V | 300 | 80.69 | 8.34 |
| 5 | 5350.00 | 66.07 PK | 74.00 | -7.93 | 1.56 V | 300 | 57.49 | 8.58 |
| 6 | 5350.00 | 49.94 AV | 54.00 | -4.06 | 1.56 V | 300 | 41.36 | 8.58 |
| 7 | 10580.00 | 58.90 PK | 74.00 | -15.10 | 1.19 V | 201 | 39.62 | 19.28 |
| 8 | 10580.00 | 44.64 AV | 54.00 | -9.36 | 1.19 V | 201 | 25.36 | 19.28 |
| 9 | 15870.00 | - | - | - | - | - | - | - |
| 10 | 21160.00 | - | - | - | - | - | - | - |
| 11 | #26450.00 | - | - | - | - | - | - | - |
| 12 | 31740.00 | - | - | - | - | - | - | - |
| 13 | #37030.00 | - | - | - | - | - | - | - |

**REMARKS:**

1. Emission Level(dBuV/m) = Raw Value(dBuV) + Correction Factor(dB/m)
2. Correction Factor(dB/m) = Antenna Factor(dB/m) + Cable Factor(dB) – Pre-Amplifier Factor(dB)
3. The other emission levels were very low against the limit.
4. Margin value = Emission Level – Limit value
5. " * ": Fundamental frequency (主頻).
6. " # ": The radiated frequency is out of the restricted band.
7. " - ": The emission levels were too low to be detected.
8. The blank is not available, the limit of fundamental frequency was restricted at the output power.

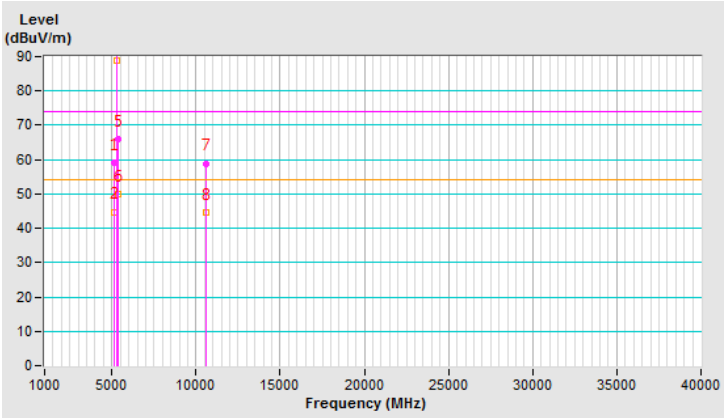

| | | | |
|---|---|---|---|
| 操 作 模 式 ： | 發射 | 調 變 技 術 ： | OFDM |
| 基 本 波 頻 率 ： | CH 106：5530 MHz | 測 試 儀 器 ： | (PK) RB=1MHz, VB=3MHz<br>(AV) RB=1MHz, VB=910Hz |
| 量 測 場 地 溫 度 ： | 20℃ | 量 測 場 地 濕 度 ： | 67%RH |
| 測 試 日 期 ： | 106 年 5 月 12 日 | 測 試 者 ： | 張君煌 |

| ANTENNA POLARITY & TEST DISTANCE: HORIZONTAL AT 3 M | | | | | | | | |
|---|---|---|---|---|---|---|---|---|
| NO. | FREQ. (MHz) | EMISSION LEVEL (dBuV/m) | LIMIT (dBuV/m) | MARGIN (dB) | ANTENNA HEIGHT (m) | TABLE ANGLE (Degree) | RAW VALUE (dBuV) | CORRECTION FACTOR (dB/m) |
| 1 | 5460.00 | 65.59 PK | 74.00 | -8.41 | 2.63 H | 267 | 56.50 | 9.09 |
| 2 | 5460.00 | 50.97 AV | 54.00 | -3.03 | 2.63 H | 267 | 41.88 | 9.09 |
| 3 | 5470.00 | 67.07 PK | 68.20 | -1.13 | 2.63 H | 267 | 57.93 | 9.14 |
| 4 | *5530.00 | 105.73 PK | | | 2.63 H | 267 | 96.42 | 9.31 |
| 5 | *5530.00 | 95.52 AV | | | 2.63 H | 267 | 86.21 | 9.31 |
| 6 | 11060.00 | 61.25 PK | 74.00 | -12.75 | 1.43 H | 154 | 40.65 | 20.60 |
| 7 | 11060.00 | 47.29 AV | 54.00 | -6.71 | 1.43 H | 154 | 26.69 | 20.60 |
| 8 | #16590.00 | - | - | - | - | - | - | - |
| 9 | 22120.00 | - | - | - | - | - | - | - |
| 10 | #27650.00 | - | - | - | - | - | - | - |
| 11 | #33180.00 | - | - | - | - | - | - | - |
| 12 | 38710.00 | - | - | - | - | - | - | - |

**REMARKS:**

1. Emission Level(dBuV/m) = Raw Value(dBuV) + Correction Factor(dB/m)
2. Correction Factor(dB/m) = Antenna Factor(dB/m) + Cable Factor(dB) – Pre-Amplifier Factor(dB)
3. The other emission levels were very low against the limit.
4. Margin value = Emission Level – Limit value
5. " * ": Fundamental frequency (主頻).
6. " # ": The radiated frequency is out of the restricted band.
7. " - ": The emission levels were too low to be detected.
8. The blank is not available, the limit of fundamental frequency was restricted at the output power.

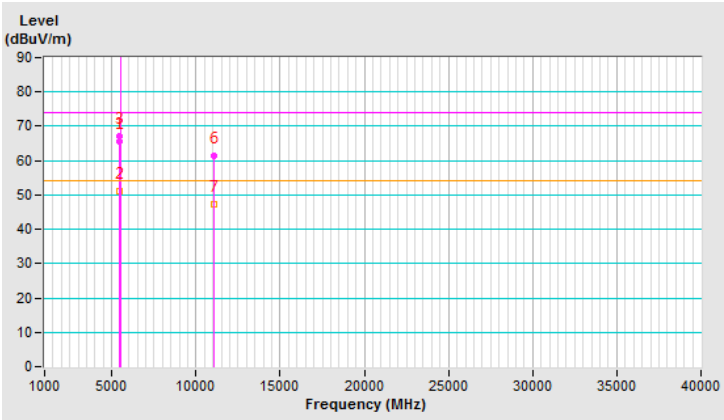

| | | | |
|---|---|---|---|
| 操 作 模 式 ： | 發射 | 調 變 技 術 ： | OFDM |
| 基 本 波 頻 率 ： | CH 106：5530 MHz | 測 試 儀 器 ： | (PK) RB=1MHz, VB=3MHz<br>(AV) RB=1MHz, VB=910Hz |
| 量 測 場 地 溫 度 ： | 20℃ | 量 測 場 地 濕 度 ： | 67%RH |
| 測 試 日 期 ： | 106 年 5 月 12 日 | 測 試 者 ： | 張君煌 |

| ANTENNA POLARITY & TEST DISTANCE: VERTICAL AT 3 M | | | | | | | | |
|---|---|---|---|---|---|---|---|---|
| NO. | FREQ. (MHz) | EMISSION LEVEL (dBuV/m) | LIMIT (dBuV/m) | MARGIN (dB) | ANTENNA HEIGHT (m) | TABLE ANGLE (Degree) | RAW VALUE (dBuV) | CORRECTION FACTOR (dB/m) |
| 1 | 5460.00 | 63.43 PK | 74.00 | -10.57 | 1.52 V | 303 | 54.34 | 9.09 |
| 2 | 5460.00 | 49.12 AV | 54.00 | -4.88 | 1.52 V | 303 | 40.03 | 9.09 |
| 3 | 5470.00 | 64.40 PK | 68.20 | -3.80 | 1.52 V | 303 | 55.26 | 9.14 |
| 4 | *5530.00 | 100.16 PK | | | 1.52 V | 303 | 90.85 | 9.31 |
| 5 | *5530.00 | 90.00 AV | | | 1.52 V | 303 | 80.69 | 9.31 |
| 6 | 11060.00 | 59.76 PK | 74.00 | -14.24 | 1.80 V | 170 | 39.16 | 20.60 |
| 7 | 11060.00 | 45.91 AV | 54.00 | -8.09 | 1.80 V | 170 | 25.31 | 20.60 |
| 8 | #16590.00 | - | - | - | - | - | - | - |
| 9 | 22120.00 | - | - | - | - | - | - | - |
| 10 | #27650.00 | - | - | - | - | - | - | - |
| 11 | #33180.00 | - | - | - | - | - | - | - |
| 12 | 38710.00 | - | - | - | - | - | - | - |

**REMARKS:**

1. Emission Level(dBuV/m) = Raw Value(dBuV) + Correction Factor(dB/m)
2. Correction Factor(dB/m) = Antenna Factor(dB/m) + Cable Factor(dB) – Pre-Amplifier Factor(dB)
3. The other emission levels were very low against the limit.
4. Margin value = Emission Level – Limit value
5. " * ": Fundamental frequency (主頻).
6. " # ": The radiated frequency is out of the restricted band.
7. " - ": The emission levels were too low to be detected.
8. The blank is not available, the limit of fundamental frequency was restricted at the output power.

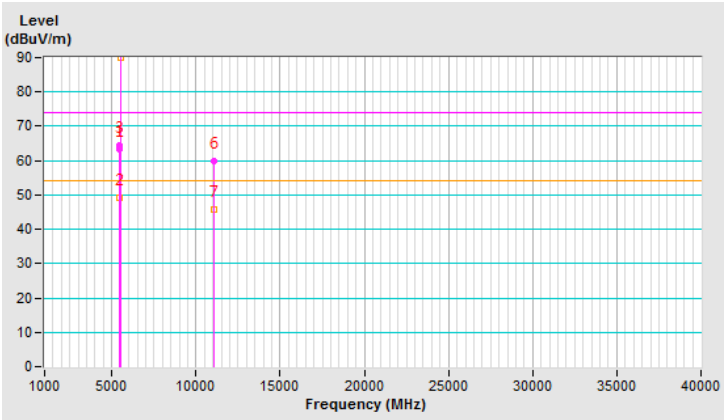

| | | | |
|---|---|---|---|
| 操 作 模 式 ： | 發射 | 調 變 技 術 ： | OFDM |
| 基 本 波 頻 率 ： | CH 122：5610 MHz | 測 試 儀 器 ： | (PK) RB=1MHz, VB=3MHz<br>(AV) RB=1MHz, VB=910Hz |
| 量 測 場 地 溫 度 ： | 20℃ | 量 測 場 地 濕 度 ： | 67%RH |
| 測 試 日 期 ： | 106 年 5 月 12 日 | 測 試 者 ： | 張君煌 |

| ANTENNA POLARITY & TEST DISTANCE: HORIZONTAL AT 3 M | | | | | | | | |
|---|---|---|---|---|---|---|---|---|
| NO. | FREQ. (MHz) | EMISSION LEVEL (dBuV/m) | LIMIT (dBuV/m) | MARGIN (dB) | ANTENNA HEIGHT (m) | TABLE ANGLE (Degree) | RAW VALUE (dBuV) | CORRECTION FACTOR (dB/m) |
| 1 | *5610.00 | 105.64 PK | | | 2.69 H | 265 | 96.30 | 9.34 |
| 2 | *5610.00 | 97.01 AV | | | 2.69 H | 265 | 87.67 | 9.34 |
| 3 | 5725.00 | 63.58 PK | 68.20 | -4.62 | 2.69 H | 265 | 54.20 | 9.38 |
| 4 | 11220.00 | 60.63 PK | 74.00 | -13.37 | 1.87 H | 149 | 40.51 | 20.12 |
| 5 | 11220.00 | 46.19 AV | 54.00 | -7.81 | 1.87 H | 149 | 26.07 | 20.12 |
| 6 | #16830.00 | - | - | - | - | - | - | - |
| 7 | 22440.00 | - | - | - | - | - | - | - |
| 8 | #28050.00 | - | - | - | - | - | - | - |
| 9 | #33660.00 | - | - | - | - | - | - | - |
| 10 | 39270.00 | - | - | - | - | - | - | - |

**REMARKS:**

1. Emission Level(dBuV/m) = Raw Value(dBuV) + Correction Factor(dB/m)
2. Correction Factor(dB/m) = Antenna Factor(dB/m) + Cable Factor(dB) – Pre-Amplifier Factor(dB)
3. The other emission levels were very low against the limit.
4. Margin value = Emission Level – Limit value
5. " * ": Fundamental frequency (主頻).
6. " # ": The radiated frequency is out of the restricted band.
7. " - ": The emission levels were too low to be detected.
8. The blank is not available, the limit of fundamental frequency was restricted at the output power.

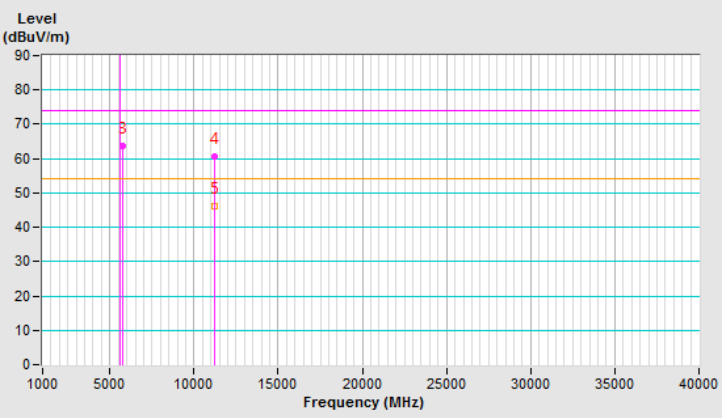

| | | | |
|---|---|---|---|
| 操 作 模 式 ： | 發射 | 調 變 技 術 ： | OFDM |
| 基 本 波 頻 率 ： | CH 122：5610 MHz | 測 試 儀 器 ： | (PK) RB=1MHz, VB=3MHz<br>(AV) RB=1MHz, VB=910Hz |
| 量 測 場 地 溫 度 ： | 20℃ | 量 測 場 地 濕 度 ： | 67%RH |
| 測 試 日 期 ： | 106 年 5 月 12 日 | 測 試 者 ： | 張君煌 |

| ANTENNA POLARITY & TEST DISTANCE: VERTICAL AT 3 M | | | | | | | | |
|---|---|---|---|---|---|---|---|---|
| NO. | FREQ. (MHz) | EMISSION LEVEL (dBuV/m) | LIMIT (dBuV/m) | MARGIN (dB) | ANTENNA HEIGHT (m) | TABLE ANGLE (Degree) | RAW VALUE (dBuV) | CORRECTION FACTOR (dB/m) |
| 1 | *5610.00 | 100.00 PK | | | 1.51 V | 301 | 90.66 | 9.34 |
| 2 | *5610.00 | 90.62 AV | | | 1.51 V | 301 | 81.28 | 9.34 |
| 3 | 5725.00 | 63.01 PK | 68.20 | -5.19 | 1.51 V | 301 | 53.63 | 9.38 |
| 4 | 11220.00 | 59.44 PK | 74.00 | -14.56 | 1.82 V | 209 | 39.32 | 20.12 |
| 5 | 11220.00 | 45.28 AV | 54.00 | -8.72 | 1.82 V | 209 | 25.16 | 20.12 |
| 6 | #16830.00 | - | - | - | - | - | - | - |
| 7 | 22440.00 | - | - | - | - | - | - | - |
| 8 | #28050.00 | - | - | - | - | - | - | - |
| 9 | #33660.00 | - | - | - | - | - | - | - |
| 10 | 39270.00 | - | - | - | - | - | - | - |

**REMARKS:**

1. Emission Level(dBuV/m) = Raw Value(dBuV) + Correction Factor(dB/m)
2. Correction Factor(dB/m) = Antenna Factor(dB/m) + Cable Factor(dB) – Pre-Amplifier Factor(dB)
3. The other emission levels were very low against the limit.
4. Margin value = Emission Level – Limit value
5. " * ": Fundamental frequency (主頻).
6. " # ": The radiated frequency is out of the restricted band.
7. " - ": The emission levels were too low to be detected.
8. The blank is not available, the limit of fundamental frequency was restricted at the output power.

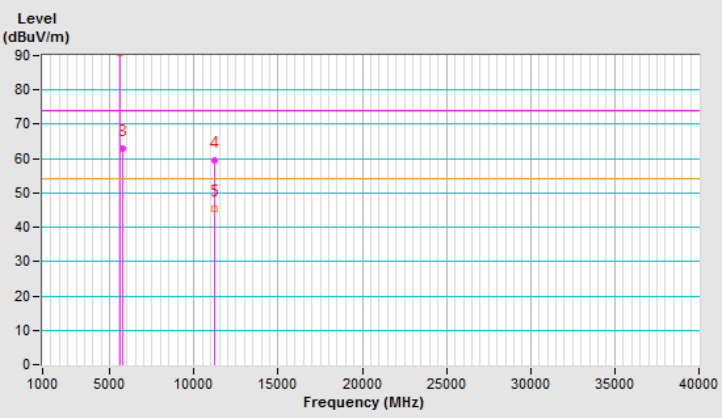

**Beamforming_NSS1 Mode:**

**802.11ac (20MHz)**

| | | | |
|---|---|---|---|
| 操 作 模 式 ： | 發射 | 調 變 技 術 ： | OFDM |
| 基 本 波 頻 率 ： | CH 52：5260 MHz | 測 試 儀 器 ： | (PK) RB=1MHz, VB=3MHz<br>(AV) RB=1MHz, VB=10Hz |
| 量 測 場 地 溫 度 ： | 21℃ | 量 測 場 地 濕 度 ： | 69%RH |
| 測 試 日 期 ： | 106 年 7 月 31 日 | 測 試 者 ： | 張君煌 |

| ANTENNA POLARITY & TEST DISTANCE: HORIZONTAL AT 3 M | | | | | | | | |
|---|---|---|---|---|---|---|---|---|
| NO. | FREQ. (MHz) | EMISSION LEVEL (dBuV/m) | LIMIT (dBuV/m) | MARGIN (dB) | ANTENNA HEIGHT (m) | TABLE ANGLE (Degree) | RAW VALUE (dBuV) | CORRECTION FACTOR (dB/m) |
| 1 | 5150.00 | 56.21 PK | 74.00 | -17.79 | 1.70 H | 49 | 53.16 | 3.05 |
| 2 | 5150.00 | 42.43 AV | 54.00 | -11.57 | 1.70 H | 49 | 39.38 | 3.05 |
| 3 | *5260.00 | 110.25 PK | | | 1.70 H | 49 | 106.84 | 3.41 |
| 4 | *5260.00 | 97.02 AV | | | 1.70 H | 49 | 93.61 | 3.41 |
| 5 | 10520.00 | 53.65 PK | 74.00 | -20.35 | 1.94 H | 46 | 40.81 | 12.84 |
| 6 | 10520.00 | 39.51 AV | 54.00 | -14.49 | 1.94 H | 46 | 26.67 | 12.84 |
| 7 | 15780.00 | - | - | - | - | - | - | - |
| 8 | 21040.00 | - | - | - | - | - | - | - |
| 9 | #26300.00 | - | - | - | - | - | - | - |
| 10 | 31560.00 | - | - | - | - | - | - | - |
| 11 | #36820.00 | - | - | - | - | - | - | - |

**REMARKS:**

1. Emission Level(dBuV/m) = Raw Value(dBuV) + Correction Factor(dB/m)
2. Correction Factor(dB/m) = Antenna Factor(dB/m) + Cable Factor(dB) – Pre-Amplifier Factor(dB)
3. The other emission levels were very low against the limit.
4. Margin value = Emission Level – Limit value
5. " * ": Fundamental frequency (主頻).
6. " # ": The radiated frequency is out of the restricted band.
7. " - ": The emission levels were too low to be detected.
8. The blank is not available, the limit of fundamental frequency was restricted at the output power.

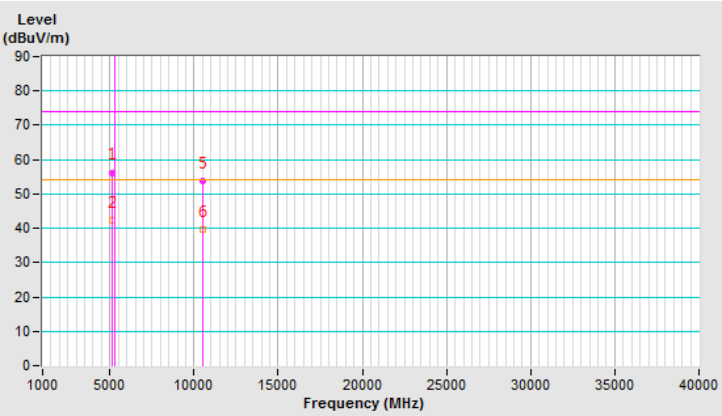

| | | | |
|---|---|---|---|
| 操 作 模 式 ： | 發射 | 調 變 技 術 ： | OFDM |
| 基 本 波 頻 率 ： | CH 52：5260 MHz | 測 試 儀 器 ： | (PK) RB=1MHz, VB=3MHz<br>(AV) RB=1MHz, VB=10Hz |
| 量 測 場 地 溫 度 ： | 21℃ | 量 測 場 地 濕 度 ： | 69%RH |
| 測 試 日 期 ： | 106 年 7 月 31 日 | 測 試 者 ： | 張君煌 |

| ANTENNA POLARITY & TEST DISTANCE: VERTICAL AT 3 M | | | | | | | | |
|---|---|---|---|---|---|---|---|---|
| NO. | FREQ. (MHz) | EMISSION LEVEL (dBuV/m) | LIMIT (dBuV/m) | MARGIN (dB) | ANTENNA HEIGHT (m) | TABLE ANGLE (Degree) | RAW VALUE (dBuV) | CORRECTION FACTOR (dB/m) |
| 1 | 5150.00 | 55.59 PK | 74.00 | -18.41 | 1.48 V | 15 | 52.54 | 3.05 |
| 2 | 5150.00 | 41.38 AV | 54.00 | -12.62 | 1.48 V | 15 | 38.33 | 3.05 |
| 3 | *5260.00 | 104.68 PK | | | 1.48 V | 15 | 101.27 | 3.41 |
| 4 | *5260.00 | 91.87 AV | | | 1.48 V | 15 | 88.46 | 3.41 |
| 5 | 10520.00 | 52.18 PK | 74.00 | -21.82 | 1.66 V | 169 | 39.34 | 12.84 |
| 6 | 10520.00 | 38.65 AV | 54.00 | -15.35 | 1.66 V | 169 | 25.81 | 12.84 |
| 7 | 15780.00 | - | - | - | - | - | - | - |
| 8 | 21040.00 | - | - | - | - | - | - | - |
| 9 | #26300.00 | - | - | - | - | - | - | - |
| 10 | 31560.00 | - | - | - | - | - | - | - |
| 11 | #36820.00 | - | - | - | - | - | - | - |

**REMARKS:**

1. Emission Level(dBuV/m) = Raw Value(dBuV) + Correction Factor(dB/m)
2. Correction Factor(dB/m) = Antenna Factor(dB/m) + Cable Factor(dB) – Pre-Amplifier Factor(dB)
3. The other emission levels were very low against the limit.
4. Margin value = Emission Level – Limit value
5. " * ": Fundamental frequency (主頻).
6. " # ": The radiated frequency is out of the restricted band.
7. " - ": The emission levels were too low to be detected.
8. The blank is not available, the limit of fundamental frequency was restricted at the output power.

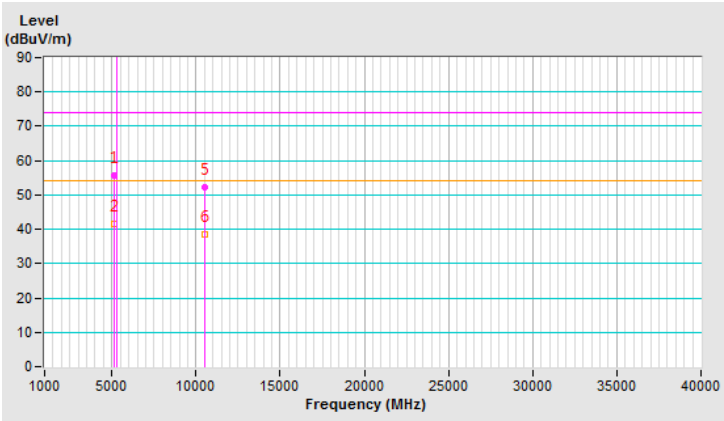

| | | | |
|---|---|---|---|
| 操 作 模 式 ： | 發射 | 調 變 技 術 ： | OFDM |
| 基 本 波 頻 率 ： | CH 60：5300 MHz | 測 試 儀 器 ： | (PK) RB=1MHz, VB=3MHz<br>(AV) RB=1MHz, VB=10Hz |
| 量 測 場 地 溫 度 ： | 21℃ | 量 測 場 地 濕 度 ： | 69%RH |
| 測 試 日 期 ： | 106 年 7 月 31 日 | 測 試 者 ： | 張君煌 |

| ANTENNA POLARITY & TEST DISTANCE: HORIZONTAL AT 3 M | | | | | | | | |
|---|---|---|---|---|---|---|---|---|
| NO. | FREQ. (MHz) | EMISSION LEVEL (dBuV/m) | LIMIT (dBuV/m) | MARGIN (dB) | ANTENNA HEIGHT (m) | TABLE ANGLE (Degree) | RAW VALUE (dBuV) | CORRECTION FACTOR (dB/m) |
| 1 | *5300.00 | 110.01 PK | | | 1.81 H | 64 | 106.47 | 3.54 |
| 2 | *5300.00 | 97.12 AV | | | 1.81 H | 64 | 93.58 | 3.54 |
| 3 | 10600.00 | 53.94 PK | 74.00 | -20.06 | 1.94 H | 264 | 40.84 | 13.10 |
| 4 | 10600.00 | 39.49 AV | 54.00 | -14.51 | 1.94 H | 264 | 26.39 | 13.10 |
| 5 | 15900.00 | - | - | - | - | - | - | - |
| 6 | 21200.00 | - | - | - | - | - | - | - |
| 7 | #26500.00 | - | - | - | - | - | - | - |
| 8 | 31800.00 | - | - | - | - | - | - | - |
| 9 | #37100.00 | - | - | - | - | - | - | - |

**REMARKS:**

1. Emission Level(dBuV/m) = Raw Value(dBuV) + Correction Factor(dB/m)
2. Correction Factor(dB/m) = Antenna Factor(dB/m) + Cable Factor(dB) – Pre-Amplifier Factor(dB)
3. The other emission levels were very low against the limit.
4. Margin value = Emission Level – Limit value
5. " * ": Fundamental frequency (主頻).
6. " # ": The radiated frequency is out of the restricted band.
7. " - ": The emission levels were too low to be detected.
8. The blank is not available, the limit of fundamental frequency was restricted at the output power.

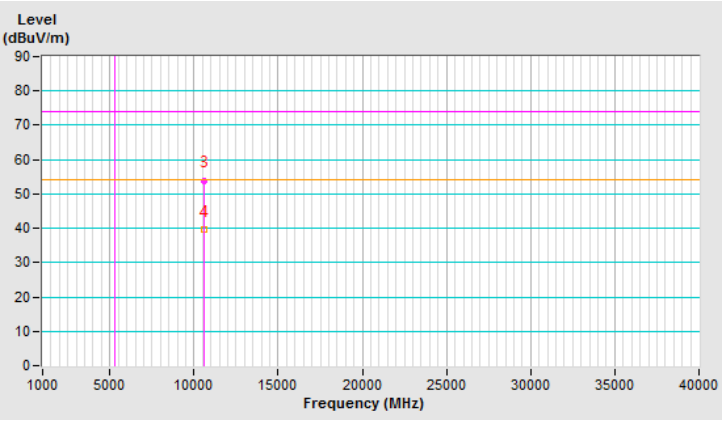

| | | | |
|---|---|---|---|
| 操 作 模 式 ： | 發射 | 調 變 技 術 ： | OFDM |
| 基 本 波 頻 率 ： | CH 60：5300 MHz | 測 試 儀 器 ： | (PK) RB=1MHz, VB=3MHz<br>(AV) RB=1MHz, VB=10Hz |
| 量 測 場 地 溫 度 ： | 21℃ | 量 測 場 地 濕 度 ： | 69%RH |
| 測 試 日 期 ： | 106 年 7 月 31 日 | 測 試 者 ： | 張君煌 |

| ANTENNA POLARITY & TEST DISTANCE: VERTICAL AT 3 M | | | | | | | | |
|---|---|---|---|---|---|---|---|---|
| NO. | FREQ. (MHz) | EMISSION LEVEL (dBuV/m) | LIMIT (dBuV/m) | MARGIN (dB) | ANTENNA HEIGHT (m) | TABLE ANGLE (Degree) | RAW VALUE (dBuV) | CORRECTION FACTOR (dB/m) |
| 1 | *5300.00 | 104.95 PK | | | 1.47 V | 23 | 101.41 | 3.54 |
| 2 | *5300.00 | 92.23 AV | | | 1.47 V | 23 | 88.69 | 3.54 |
| 3 | 10600.00 | 52.74 PK | 74.00 | -21.26 | 2.14 V | 225 | 39.64 | 13.10 |
| 4 | 10600.00 | 38.26 AV | 54.00 | -15.74 | 2.14 V | 225 | 25.16 | 13.10 |
| 5 | 15900.00 | - | - | - | - | - | - | - |
| 6 | 21200.00 | - | - | - | - | - | - | - |
| 7 | #26500.00 | - | - | - | - | - | - | - |
| 8 | 31800.00 | - | - | - | - | - | - | - |
| 9 | #37100.00 | - | - | - | - | - | - | - |

**REMARKS:**

1. Emission Level(dBuV/m) = Raw Value(dBuV) + Correction Factor(dB/m)
2. Correction Factor(dB/m) = Antenna Factor(dB/m) + Cable Factor(dB) – Pre-Amplifier Factor(dB)
3. The other emission levels were very low against the limit.
4. Margin value = Emission Level – Limit value
5. " * ": Fundamental frequency (主頻).
6. " # ": The radiated frequency is out of the restricted band.
7. " - ": The emission levels were too low to be detected.
8. The blank is not available, the limit of fundamental frequency was restricted at the output power.

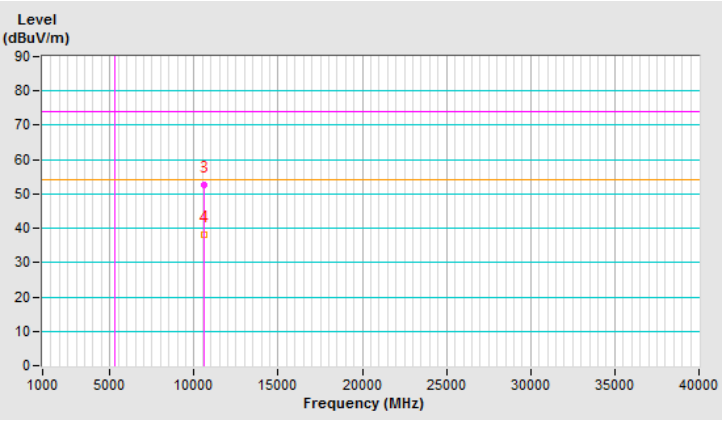

| | | | |
|---|---|---|---|
| 操 作 模 式 ： | 發射 | 調 變 技 術 ： | OFDM |
| 基 本 波 頻 率 ： | CH 64：5320 MHz | 測 試 儀 器 ： | (PK) RB=1MHz, VB=3MHz<br>(AV) RB=1MHz, VB=10Hz |
| 量 測 場 地 溫 度 ： | 21℃ | 量 測 場 地 濕 度 ： | 69%RH |
| 測 試 日 期 ： | 106 年 7 月 31 日 | 測 試 者 ： | 張君煌 |

| ANTENNA POLARITY & TEST DISTANCE: HORIZONTAL AT 3 M | | | | | | | | |
|---|---|---|---|---|---|---|---|---|
| NO. | FREQ. (MHz) | EMISSION LEVEL (dBuV/m) | LIMIT (dBuV/m) | MARGIN (dB) | ANTENNA HEIGHT (m) | TABLE ANGLE (Degree) | RAW VALUE (dBuV) | CORRECTION FACTOR (dB/m) |
| 1 | *5320.00 | 110.75 PK | | | 1.72 H | 52 | 107.12 | 3.63 |
| 2 | *5320.00 | 97.76 AV | | | 1.72 H | 52 | 94.13 | 3.63 |
| 3 | 5350.00 | 56.22 PK | 74.00 | -17.78 | 1.72 H | 52 | 52.46 | 3.76 |
| 4 | 5350.00 | 42.42 AV | 54.00 | -11.58 | 1.72 H | 52 | 38.66 | 3.76 |
| 5 | 10640.00 | 54.01 PK | 74.00 | -19.99 | 1.59 H | 226 | 40.85 | 13.16 |
| 6 | 10640.00 | 39.91 AV | 54.00 | -14.09 | 1.59 H | 226 | 26.75 | 13.16 |
| 7 | 15960.00 | - | - | - | - | - | - | - |
| 8 | 21280.00 | - | - | - | - | - | - | - |
| 9 | #26600.00 | - | - | - | - | - | - | - |
| 10 | #31920.00 | - | - | - | - | - | - | - |
| 11 | #37240.00 | - | - | - | - | - | - | - |

**REMARKS:**

1. Emission Level(dBuV/m) = Raw Value(dBuV) + Correction Factor(dB/m)
2. Correction Factor(dB/m) = Antenna Factor(dB/m) + Cable Factor(dB) – Pre-Amplifier Factor(dB)
3. The other emission levels were very low against the limit.
4. Margin value = Emission Level – Limit value
5. " * ": Fundamental frequency (主頻).
6. " # ": The radiated frequency is out of the restricted band.
7. " - ": The emission levels were too low to be detected.
8. The blank is not available, the limit of fundamental frequency was restricted at the output power.

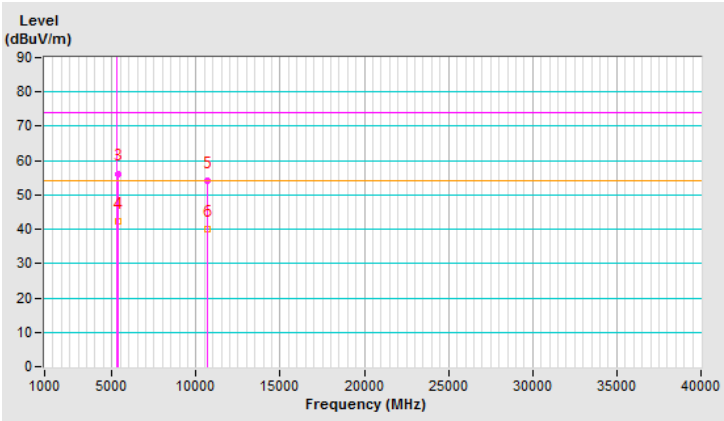

| | | | |
|---|---|---|---|
| 操 作 模 式 ： | 發射 | 調 變 技 術 ： | OFDM |
| 基 本 波 頻 率 ： | CH 64：5320 MHz | 測 試 儀 器 ： | (PK) RB=1MHz, VB=3MHz<br>(AV) RB=1MHz, VB=10Hz |
| 量 測 場 地 溫 度 ： | 21℃ | 量 測 場 地 濕 度 ： | 69%RH |
| 測 試 日 期 ： | 106 年 7 月 31 日 | 測 試 者 ： | 張君煌 |

| ANTENNA POLARITY & TEST DISTANCE: VERTICAL AT 3 M | | | | | | | | |
|---|---|---|---|---|---|---|---|---|
| NO. | FREQ. (MHz) | EMISSION LEVEL (dBuV/m) | LIMIT (dBuV/m) | MARGIN (dB) | ANTENNA HEIGHT (m) | TABLE ANGLE (Degree) | RAW VALUE (dBuV) | CORRECTION FACTOR (dB/m) |
| 1 | *5320.00 | 104.85 PK | | | 1.44 V | 19 | 101.22 | 3.63 |
| 2 | *5320.00 | 92.22 AV | | | 1.44 V | 19 | 88.59 | 3.63 |
| 3 | 5350.00 | 55.60 PK | 74.00 | -18.40 | 1.44 V | 19 | 51.84 | 3.76 |
| 4 | 5350.00 | 41.25 AV | 54.00 | -12.75 | 1.44 V | 19 | 37.49 | 3.76 |
| 5 | 10640.00 | 52.20 PK | 74.00 | -21.80 | 2.21 V | 157 | 39.04 | 13.16 |
| 6 | 10640.00 | 38.34 AV | 54.00 | -15.66 | 2.21 V | 157 | 25.18 | 13.16 |
| 7 | 15960.00 | - | - | - | - | - | - | - |
| 8 | 21280.00 | - | - | - | - | - | - | - |
| 9 | #26600.00 | - | - | - | - | - | - | - |
| 10 | #31920.00 | - | - | - | - | - | - | - |
| 11 | #37240.00 | - | - | - | - | - | - | - |

**REMARKS:**

1. Emission Level(dBuV/m) = Raw Value(dBuV) + Correction Factor(dB/m)
2. Correction Factor(dB/m) = Antenna Factor(dB/m) + Cable Factor(dB) – Pre-Amplifier Factor(dB)
3. The other emission levels were very low against the limit.
4. Margin value = Emission Level – Limit value
5. " * ": Fundamental frequency (主頻).
6. " # ": The radiated frequency is out of the restricted band.
7. " - ": The emission levels were too low to be detected.
8. The blank is not available, the limit of fundamental frequency was restricted at the output power.

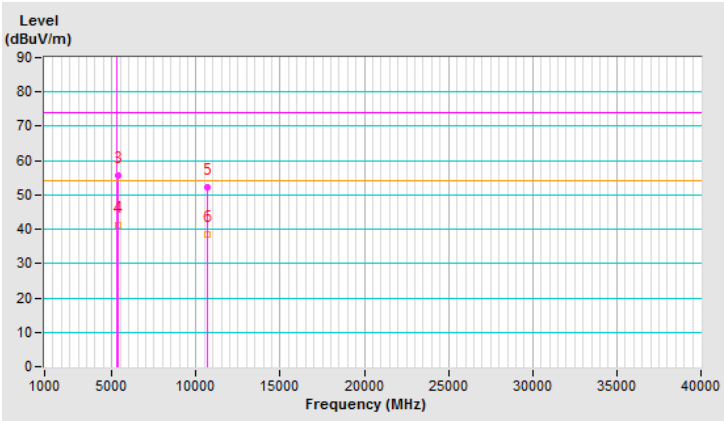

| | | | |
|---|---|---|---|
| 操 作 模 式 ： | 發射 | 調 變 技 術 ： | OFDM |
| 基 本 波 頻 率 ： | CH 100：5500 MHz | 測 試 儀 器 ： | (PK) RB=1MHz, VB=3MHz<br>(AV) RB=1MHz, VB=10Hz |
| 量 測 場 地 溫 度 ： | 21℃ | 量 測 場 地 濕 度 ： | 69%RH |
| 測 試 日 期 ： | 106 年 7 月 31 日 | 測 試 者 ： | 張君煌 |

| ANTENNA POLARITY & TEST DISTANCE: HORIZONTAL AT 3 M | | | | | | | | |
|---|---|---|---|---|---|---|---|---|
| NO. | FREQ. (MHz) | EMISSION LEVEL (dBuV/m) | LIMIT (dBuV/m) | MARGIN (dB) | ANTENNA HEIGHT (m) | TABLE ANGLE (Degree) | RAW VALUE (dBuV) | CORRECTION FACTOR (dB/m) |
| 1 | 5460.00 | 58.65 PK | 74.00 | -15.35 | 2.26 H | 16 | 54.50 | 4.15 |
| 2 | 5460.00 | 42.67 AV | 54.00 | -11.33 | 2.26 H | 16 | 38.52 | 4.15 |
| 3 | 5470.00 | 67.15 PK | 68.20 | -1.05 | 2.26 H | 16 | 62.97 | 4.18 |
| 4 | *5500.00 | 112.91 PK | | | 2.26 H | 16 | 108.64 | 4.27 |
| 5 | *5500.00 | 100.74 AV | | | 2.26 H | 16 | 96.47 | 4.27 |
| 6 | 11000.00 | 55.15 PK | 74.00 | -18.85 | 1.68 H | 236 | 40.94 | 14.21 |
| 7 | 11000.00 | 41.08 AV | 54.00 | -12.92 | 1.68 H | 236 | 26.87 | 14.21 |
| 8 | #16500.00 | - | - | - | - | - | - | - |
| 9 | #22000.00 | - | - | - | - | - | - | - |
| 10 | #27500.00 | - | - | - | - | - | - | - |
| 11 | #33000.00 | - | - | - | - | - | - | - |
| 12 | #38500.00 | - | - | - | - | - | - | - |

**REMARKS:**

1. Emission Level(dBuV/m) = Raw Value(dBuV) + Correction Factor(dB/m)
2. Correction Factor(dB/m) = Antenna Factor(dB/m) + Cable Factor(dB) – Pre-Amplifier Factor(dB)
3. The other emission levels were very low against the limit.
4. Margin value = Emission Level – Limit value
5. " * ": Fundamental frequency (主頻).
6. " # ": The radiated frequency is out of the restricted band.
7. " - ": The emission levels were too low to be detected.
8. The blank is not available, the limit of fundamental frequency was restricted at the output power.

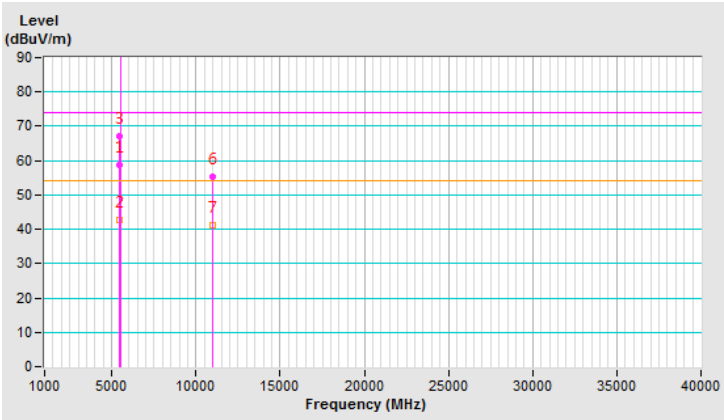

| | | | |
|---|---|---|---|
| 操 作 模 式 ： | 發射 | 調 變 技 術 ： | OFDM |
| 基 本 波 頻 率 ： | CH 100：5500 MHz | 測 試 儀 器 ： | (PK) RB=1MHz, VB=3MHz<br>(AV) RB=1MHz, VB=10Hz |
| 量 測 場 地 溫 度 ： | 21℃ | 量 測 場 地 濕 度 ： | 69%RH |
| 測 試 日 期 ： | 106 年 7 月 31 日 | 測 試 者 ： | 張君煌 |

| ANTENNA POLARITY & TEST DISTANCE: VERTICAL AT 3 M | | | | | | | | |
|---|---|---|---|---|---|---|---|---|
| NO. | FREQ. (MHz) | EMISSION LEVEL (dBuV/m) | LIMIT (dBuV/m) | MARGIN (dB) | ANTENNA HEIGHT (m) | TABLE ANGLE (Degree) | RAW VALUE (dBuV) | CORRECTION FACTOR (dB/m) |
| 1 | 5460.00 | 57.41 PK | 74.00 | -16.59 | 1.87 V | 96 | 53.26 | 4.15 |
| 2 | 5460.00 | 42.04 AV | 54.00 | -11.96 | 1.87 V | 96 | 37.89 | 4.15 |
| 3 | 5470.00 | 63.12 PK | 68.20 | -5.08 | 1.87 V | 96 | 58.94 | 4.18 |
| 4 | *5500.00 | 107.42 PK | | | 1.87 V | 96 | 103.15 | 4.27 |
| 5 | *5500.00 | 95.73 AV | | | 1.87 V | 96 | 91.46 | 4.27 |
| 6 | 11000.00 | 53.85 PK | 74.00 | -20.15 | 1.18 V | 221 | 39.64 | 14.21 |
| 7 | 11000.00 | 40.02 AV | 54.00 | -13.98 | 1.18 V | 221 | 25.81 | 14.21 |
| 8 | #16500.00 | - | - | - | - | - | - | - |
| 9 | #22000.00 | - | - | - | - | - | - | - |
| 10 | #27500.00 | - | - | - | - | - | - | - |
| 11 | #33000.00 | - | - | - | - | - | - | - |
| 12 | #38500.00 | - | - | - | - | - | - | - |

**REMARKS:**

1. Emission Level(dBuV/m) = Raw Value(dBuV) + Correction Factor(dB/m)
2. Correction Factor(dB/m) = Antenna Factor(dB/m) + Cable Factor(dB) – Pre-Amplifier Factor(dB)
3. The other emission levels were very low against the limit.
4. Margin value = Emission Level – Limit value
5. " * ": Fundamental frequency (主頻).
6. " # ": The radiated frequency is out of the restricted band.
7. " - ": The emission levels were too low to be detected.
8. The blank is not available, the limit of fundamental frequency was restricted at the output power.

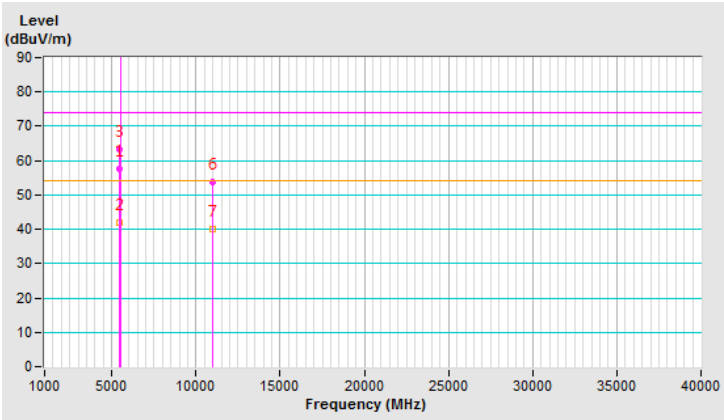

| | | | |
|---|---|---|---|
| 操 作 模 式 ： | 發射 | 調 變 技 術 ： | OFDM |
| 基 本 波 頻 率 ： | CH 116：5580 MHz | 測 試 儀 器 ： | (PK) RB=1MHz, VB=3MHz<br>(AV) RB=1MHz, VB=10Hz |
| 量 測 場 地 溫 度 ： | 21℃ | 量 測 場 地 濕 度 ： | 69%RH |
| 測 試 日 期 ： | 106 年 7 月 31 日 | 測 試 者 ： | 張君煌 |

| ANTENNA POLARITY & TEST DISTANCE: HORIZONTAL AT 3 M | | | | | | | | |
|---|---|---|---|---|---|---|---|---|
| NO. | FREQ. (MHz) | EMISSION LEVEL (dBuV/m) | LIMIT (dBuV/m) | MARGIN (dB) | ANTENNA HEIGHT (m) | TABLE ANGLE (Degree) | RAW VALUE (dBuV) | CORRECTION FACTOR (dB/m) |
| 1 | *5580.00 | 113.58 PK | | | 2.52 H | 110 | 109.35 | 4.23 |
| 2 | *5580.00 | 102.05 AV | | | 2.52 H | 110 | 97.82 | 4.23 |
| 3 | 11160.00 | 54.29 PK | 74.00 | -19.71 | 1.82 H | 20 | 40.52 | 13.77 |
| 4 | 11160.00 | 40.44 AV | 54.00 | -13.56 | 1.82 H | 20 | 26.67 | 13.77 |
| 5 | #16740.00 | - | - | - | - | - | - | - |
| 6 | 22320.00 | - | - | - | - | - | - | - |
| 7 | #27900.00 | - | - | - | - | - | - | - |
| 8 | #33480.00 | - | - | - | - | - | - | - |
| 9 | 39060.00 | - | - | - | - | - | - | - |

**REMARKS:**

1. Emission Level(dBuV/m) = Raw Value(dBuV) + Correction Factor(dB/m)
2. Correction Factor(dB/m) = Antenna Factor(dB/m) + Cable Factor(dB) – Pre-Amplifier Factor(dB)
3. The other emission levels were very low against the limit.
4. Margin value = Emission Level – Limit value
5. " * ": Fundamental frequency (主頻).
6. " # ": The radiated frequency is out of the restricted band.
7. " - ": The emission levels were too low to be detected.
8. The blank is not available, the limit of fundamental frequency was restricted at the output power.

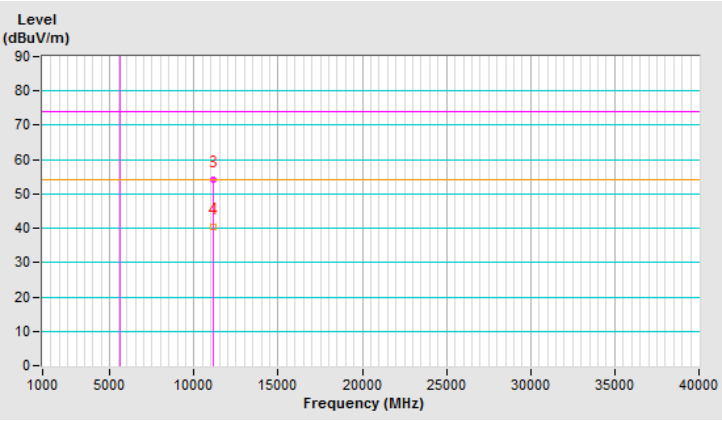

| | | | |
|---|---|---|---|
| 操 作 模 式 ： | 發射 | 調 變 技 術 ： | OFDM |
| 基 本 波 頻 率 ： | CH 116：5580 MHz | 測 試 儀 器 ： | (PK) RB=1MHz, VB=3MHz<br>(AV) RB=1MHz, VB=10Hz |
| 量 測 場 地 溫 度 ： | 21℃ | 量 測 場 地 濕 度 ： | 69%RH |
| 測 試 日 期 ： | 106 年 7 月 31 日 | 測 試 者 ： | 張君煌 |

| ANTENNA POLARITY & TEST DISTANCE: VERTICAL AT 3 M | | | | | | | | |
|---|---|---|---|---|---|---|---|---|
| NO. | FREQ. (MHz) | EMISSION LEVEL (dBuV/m) | LIMIT (dBuV/m) | MARGIN (dB) | ANTENNA HEIGHT (m) | TABLE ANGLE (Degree) | RAW VALUE (dBuV) | CORRECTION FACTOR (dB/m) |
| 1 | *5580.00 | 109.07 PK | | | 1.79 V | 85 | 104.84 | 4.23 |
| 2 | *5580.00 | 96.79 AV | | | 1.79 V | 85 | 92.56 | 4.23 |
| 3 | 11160.00 | 53.41 PK | 74.00 | -20.59 | 1.74 V | 145 | 39.64 | 13.77 |
| 4 | 11160.00 | 38.95 AV | 54.00 | -15.05 | 1.74 V | 145 | 25.18 | 13.77 |
| 5 | #16740.00 | - | - | - | - | - | - | - |
| 6 | 22320.00 | - | - | - | - | - | - | - |
| 7 | #27900.00 | - | - | - | - | - | - | - |
| 8 | #33480.00 | - | - | - | - | - | - | - |
| 9 | 39060.00 | - | - | - | - | - | - | - |

**REMARKS:**

1. Emission Level(dBuV/m) = Raw Value(dBuV) + Correction Factor(dB/m)
2. Correction Factor(dB/m) = Antenna Factor(dB/m) + Cable Factor(dB) – Pre-Amplifier Factor(dB)
3. The other emission levels were very low against the limit.
4. Margin value = Emission Level – Limit value
5. " * ": Fundamental frequency (主頻).
6. " # ": The radiated frequency is out of the restricted band.
7. " - ": The emission levels were too low to be detected.
8. The blank is not available, the limit of fundamental frequency was restricted at the output power.

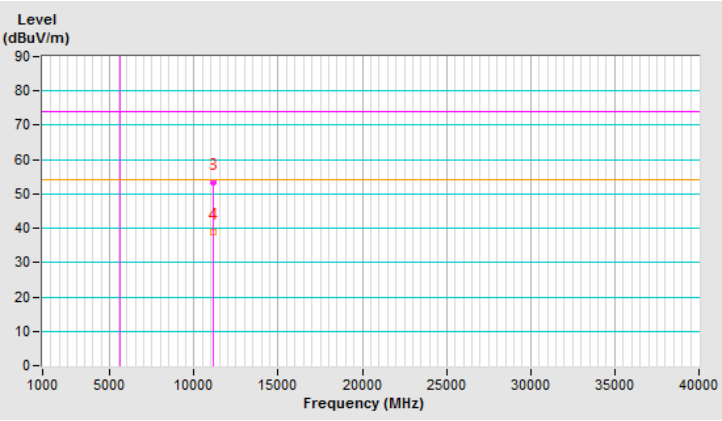

| | | | |
|---|---|---|---|
| 操 作 模 式 ： | 發射 | 調 變 技 術 ： | OFDM |
| 基 本 波 頻 率 ： | CH 132：5660 MHz | 測 試 儀 器 ： | (PK) RB=1MHz, VB=3MHz<br>(AV) RB=1MHz, VB=10Hz |
| 量 測 場 地 溫 度 ： | 21℃ | 量 測 場 地 濕 度 ： | 69%RH |
| 測 試 日 期 ： | 106 年 7 月 31 日 | 測 試 者 ： | 張君煌 |

| ANTENNA POLARITY & TEST DISTANCE: HORIZONTAL AT 3 M | | | | | | | | |
|---|---|---|---|---|---|---|---|---|
| NO. | FREQ. (MHz) | EMISSION LEVEL (dBuV/m) | LIMIT (dBuV/m) | MARGIN (dB) | ANTENNA HEIGHT (m) | TABLE ANGLE (Degree) | RAW VALUE (dBuV) | CORRECTION FACTOR (dB/m) |
| 1 | *5660.00 | 113.64 PK | | | 2.47 H | 31 | 109.46 | 4.18 |
| 2 | *5660.00 | 101.64 AV | | | 2.47 H | 31 | 97.46 | 4.18 |
| 3 | 11320.00 | 53.90 PK | 74.00 | -20.10 | 1.35 H | 162 | 40.64 | 13.26 |
| 4 | 11320.00 | 39.75 AV | 54.00 | -14.25 | 1.35 H | 162 | 26.49 | 13.26 |
| 5 | #16980.00 | - | - | - | - | - | - | - |
| 6 | 22640.00 | - | - | - | - | - | - | - |
| 7 | #28300.00 | - | - | - | - | - | - | - |
| 8 | #33960.00 | - | - | - | - | - | - | - |
| 9 | 39620.00 | - | - | - | - | - | - | - |

**REMARKS:**

1. Emission Level(dBuV/m) = Raw Value(dBuV) + Correction Factor(dB/m)
2. Correction Factor(dB/m) = Antenna Factor(dB/m) + Cable Factor(dB) – Pre-Amplifier Factor(dB)
3. The other emission levels were very low against the limit.
4. Margin value = Emission Level – Limit value
5. " * ": Fundamental frequency (主頻).
6. " # ": The radiated frequency is out of the restricted band.
7. " - ": The emission levels were too low to be detected.
8. The blank is not available, the limit of fundamental frequency was restricted at the output power.

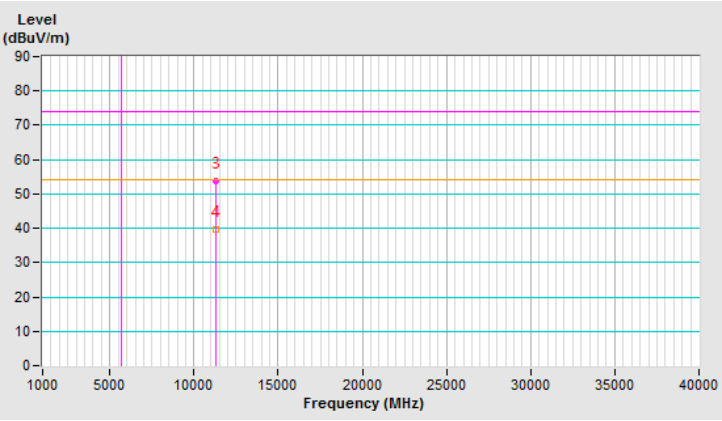

| | | | |
|---|---|---|---|
| 操 作 模 式 ： | 發射 | 調 變 技 術 ： | OFDM |
| 基 本 波 頻 率 ： | CH 132：5660 MHz | 測 試 儀 器 ： | (PK) RB=1MHz, VB=3MHz<br>(AV) RB=1MHz, VB=10Hz |
| 量 測 場 地 溫 度 ： | 21℃ | 量 測 場 地 濕 度 ： | 69%RH |
| 測 試 日 期 ： | 106 年 7 月 31 日 | 測 試 者 ： | 張君煌 |

| ANTENNA POLARITY & TEST DISTANCE: VERTICAL AT 3 M | | | | | | | | |
|---|---|---|---|---|---|---|---|---|
| NO. | FREQ. (MHz) | EMISSION LEVEL (dBuV/m) | LIMIT (dBuV/m) | MARGIN (dB) | ANTENNA HEIGHT (m) | TABLE ANGLE (Degree) | RAW VALUE (dBuV) | CORRECTION FACTOR (dB/m) |
| 1 | *5660.00 | 108.96 PK | | | 1.83 V | 68 | 104.78 | 4.18 |
| 2 | *5660.00 | 96.57 AV | | | 1.83 V | 68 | 92.39 | 4.18 |
| 3 | 11320.00 | 52.90 PK | 74.00 | -21.10 | 1.69 V | 229 | 39.64 | 13.26 |
| 4 | 11320.00 | 39.11 AV | 54.00 | -14.89 | 1.69 V | 229 | 25.85 | 13.26 |
| 5 | #16980.00 | - | - | - | - | - | - | - |
| 6 | 22640.00 | - | - | - | - | - | - | - |
| 7 | #28300.00 | - | - | - | - | - | - | - |
| 8 | #33960.00 | - | - | - | - | - | - | - |
| 9 | 39620.00 | - | - | - | - | - | - | - |

**REMARKS:**

1. Emission Level(dBuV/m) = Raw Value(dBuV) + Correction Factor(dB/m)
2. Correction Factor(dB/m) = Antenna Factor(dB/m) + Cable Factor(dB) – Pre-Amplifier Factor(dB)
3. The other emission levels were very low against the limit.
4. Margin value = Emission Level – Limit value
5. " * ": Fundamental frequency (主頻).
6. " # ": The radiated frequency is out of the restricted band.
7. " - ": The emission levels were too low to be detected.
8. The blank is not available, the limit of fundamental frequency was restricted at the output power.

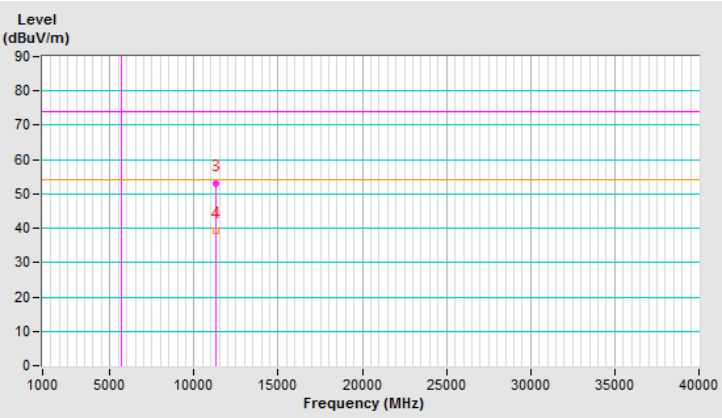

| | | | |
|---|---|---|---|
| 操 作 模 式 ： | 發射 | 調 變 技 術 ： | OFDM |
| 基 本 波 頻 率 ： | CH 140：5700 MHz | 測 試 儀 器 ： | (PK) RB=1MHz, VB=3MHz<br>(AV) RB=1MHz, VB=10Hz |
| 量 測 場 地 溫 度 ： | 21℃ | 量 測 場 地 濕 度 ： | 69%RH |
| 測 試 日 期 ： | 106 年 7 月 31 日 | 測 試 者 ： | 張君煌 |

| ANTENNA POLARITY & TEST DISTANCE: HORIZONTAL AT 3 M | | | | | | | | |
|---|---|---|---|---|---|---|---|---|
| NO. | FREQ. (MHz) | EMISSION LEVEL (dBuV/m) | LIMIT (dBuV/m) | MARGIN (dB) | ANTENNA HEIGHT (m) | TABLE ANGLE (Degree) | RAW VALUE (dBuV) | CORRECTION FACTOR (dB/m) |
| 1 | *5700.00 | 108.88 PK | | | 2.07 H | 56 | 104.74 | 4.14 |
| 2 | *5700.00 | 95.18 AV | | | 2.07 H | 56 | 91.04 | 4.14 |
| 3 | 5725.00 | 67.04 PK | 68.20 | -1.16 | 2.07 H | 56 | 62.89 | 4.15 |
| 4 | 11400.00 | 53.72 PK | 74.00 | -20.28 | 1.88 H | 228 | 40.69 | 13.03 |
| 5 | 11400.00 | 39.67 AV | 54.00 | -14.33 | 1.88 H | 228 | 26.64 | 13.03 |
| 6 | #17100.00 | - | - | - | - | - | - | - |
| 7 | 22800.00 | - | - | - | - | - | - | - |
| 8 | #28500.00 | - | - | - | - | - | - | - |
| 9 | #34200.00 | - | - | - | - | - | - | - |
| 10 | 39900.00 | - | - | - | - | - | - | - |

**REMARKS:**

1. Emission Level(dBuV/m) = Raw Value(dBuV) + Correction Factor(dB/m)
2. Correction Factor(dB/m) = Antenna Factor(dB/m) + Cable Factor(dB) – Pre-Amplifier Factor(dB)
3. The other emission levels were very low against the limit.
4. Margin value = Emission Level – Limit value
5. " * ": Fundamental frequency (主頻).
6. " # ": The radiated frequency is out of the restricted band.
7. " - ": The emission levels were too low to be detected.
8. The blank is not available, the limit of fundamental frequency was restricted at the output power.

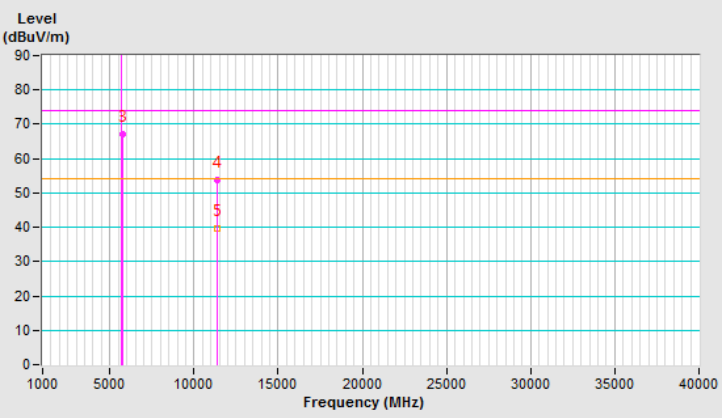

| | | | |
|---|---|---|---|
| 操 作 模 式 ： | 發射 | 調 變 技 術 ： | OFDM |
| 基 本 波 頻 率 ： | CH 140：5700 MHz | 測 試 儀 器 ： | (PK) RB=1MHz, VB=3MHz<br>(AV) RB=1MHz, VB=10Hz |
| 量 測 場 地 溫 度 ： | 21℃ | 量 測 場 地 濕 度 ： | 69%RH |
| 測 試 日 期 ： | 106 年 7 月 31 日 | 測 試 者 ： | 張君煌 |

| ANTENNA POLARITY & TEST DISTANCE: VERTICAL AT 3 M | | | | | | | | |
|---|---|---|---|---|---|---|---|---|
| NO. | FREQ. (MHz) | EMISSION LEVEL (dBuV/m) | LIMIT (dBuV/m) | MARGIN (dB) | ANTENNA HEIGHT (m) | TABLE ANGLE (Degree) | RAW VALUE (dBuV) | CORRECTION FACTOR (dB/m) |
| 1 | *5700.00 | 104.03 PK | | | 1.75 V | 69 | 99.89 | 4.14 |
| 2 | *5700.00 | 90.50 AV | | | 1.75 V | 69 | 86.36 | 4.14 |
| 3 | 5725.00 | 63.83 PK | 68.20 | -4.37 | 1.75 V | 69 | 59.68 | 4.15 |
| 4 | 11400.00 | 52.67 PK | 74.00 | -21.33 | 1.54 V | 103 | 39.64 | 13.03 |
| 5 | 11400.00 | 38.53 AV | 54.00 | -15.47 | 1.54 V | 103 | 25.50 | 13.03 |
| 6 | #17100.00 | - | - | - | - | - | - | - |
| 7 | 22800.00 | - | - | - | - | - | - | - |
| 8 | #28500.00 | - | - | - | - | - | - | - |
| 9 | #34200.00 | - | - | - | - | - | - | - |
| 10 | 39900.00 | - | - | - | - | - | - | - |

**REMARKS:**

1. Emission Level(dBuV/m) = Raw Value(dBuV) + Correction Factor(dB/m)
2. Correction Factor(dB/m) = Antenna Factor(dB/m) + Cable Factor(dB) – Pre-Amplifier Factor(dB)
3. The other emission levels were very low against the limit.
4. Margin value = Emission Level – Limit value
5. " * ": Fundamental frequency (主頻).
6. " # ": The radiated frequency is out of the restricted band.
7. " - ": The emission levels were too low to be detected.
8. The blank is not available, the limit of fundamental frequency was restricted at the output power.

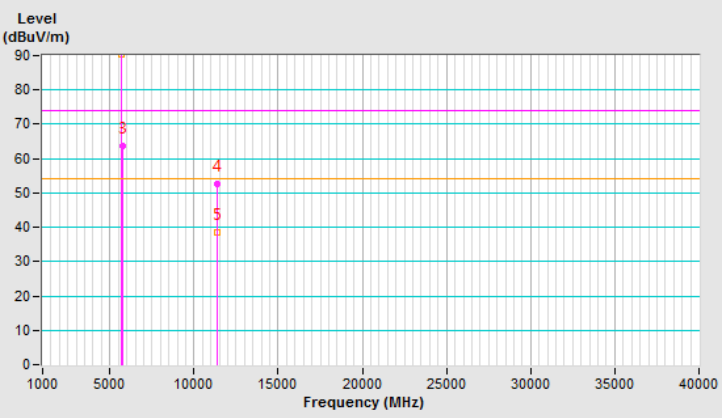

## 802.11ac (40MHz)

| | | | |
|---|---|---|---|
| 操 作 模 式 ： | 發射 | 調 變 技 術 ： | OFDM |
| 基 本 波 頻 率 ： | CH 54：5270 MHz | 測 試 儀 器 ： | (PK) RB=1MHz, VB=3MHz<br>(AV) RB=1MHz, VB=430Hz |
| 量 測 場 地 溫 度 ： | 21℃ | 量 測 場 地 濕 度 ： | 69%RH |
| 測 試 日 期 ： | 106 年 7 月 31 日 | 測 試 者 ： | 張君煌 |

| ANTENNA POLARITY & TEST DISTANCE: HORIZONTAL AT 3 M | | | | | | | | |
|---|---|---|---|---|---|---|---|---|
| NO. | FREQ. (MHz) | EMISSION LEVEL (dBuV/m) | LIMIT (dBuV/m) | MARGIN (dB) | ANTENNA HEIGHT (m) | TABLE ANGLE (Degree) | RAW VALUE (dBuV) | CORRECTION FACTOR (dB/m) |
| 1 | 5150.00 | 54.88 PK | 74.00 | -19.12 | 2.54 H | 50 | 51.83 | 3.05 |
| 2 | 5150.00 | 41.18 AV | 54.00 | -12.82 | 2.54 H | 50 | 38.13 | 3.05 |
| 3 | *5270.00 | 107.20 PK | | | 2.54 H | 50 | 103.76 | 3.44 |
| 4 | *5270.00 | 93.65 AV | | | 2.54 H | 50 | 90.21 | 3.44 |
| 5 | 10540.00 | 53.75 PK | 74.00 | -20.25 | 1.64 H | 228 | 40.84 | 12.91 |
| 6 | 10540.00 | 39.36 AV | 54.00 | -14.64 | 1.64 H | 228 | 26.45 | 12.91 |
| 7 | 15810.00 | - | - | - | - | - | - | - |
| 8 | 21080.00 | - | - | - | - | - | - | - |
| 9 | #26350.00 | - | - | - | - | - | - | - |
| 10 | 31620.00 | - | - | - | - | - | - | - |
| 11 | #36890.00 | - | - | - | - | - | - | - |

**REMARKS:**

1. Emission Level(dBuV/m) = Raw Value(dBuV) + Correction Factor(dB/m)
2. Correction Factor(dB/m) = Antenna Factor(dB/m) + Cable Factor(dB) – Pre-Amplifier Factor(dB)
3. The other emission levels were very low against the limit.
4. Margin value = Emission Level – Limit value
5. " * ": Fundamental frequency (主頻).
6. " # ": The radiated frequency is out of the restricted band.
7. " - ": The emission levels were too low to be detected.
8. The blank is not available, the limit of fundamental frequency was restricted at the output power.

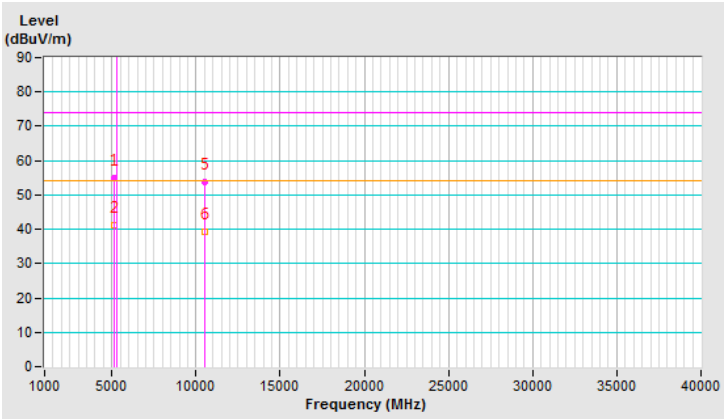

| | | | |
|---|---|---|---|
| 操 作 模 式 ： | 發射 | 調 變 技 術 ： | OFDM |
| 基 本 波 頻 率 ： | CH 54：5270 MHz | 測 試 儀 器 ： | (PK) RB=1MHz, VB=3MHz<br>(AV) RB=1MHz, VB=430Hz |
| 量 測 場 地 溫 度 ： | 21℃ | 量 測 場 地 濕 度 ： | 69%RH |
| 測 試 日 期 ： | 106 年 7 月 31 日 | 測 試 者 ： | 張君煌 |

| ANTENNA POLARITY & TEST DISTANCE: VERTICAL AT 3 M | | | | | | | | |
|---|---|---|---|---|---|---|---|---|
| NO. | FREQ. (MHz) | EMISSION LEVEL (dBuV/m) | LIMIT (dBuV/m) | MARGIN (dB) | ANTENNA HEIGHT (m) | TABLE ANGLE (Degree) | RAW VALUE (dBuV) | CORRECTION FACTOR (dB/m) |
| 1 | 5150.00 | 54.48 PK | 74.00 | -19.52 | 1.94 V | 64 | 51.43 | 3.05 |
| 2 | 5150.00 | 40.20 AV | 54.00 | -13.80 | 1.94 V | 64 | 37.15 | 3.05 |
| 3 | *5270.00 | 102.23 PK | | | 1.94 V | 64 | 98.79 | 3.44 |
| 4 | *5270.00 | 89.33 AV | | | 1.94 V | 64 | 85.89 | 3.44 |
| 5 | 10540.00 | 52.27 PK | 74.00 | -21.73 | 1.67 V | 114 | 39.36 | 12.91 |
| 6 | 10540.00 | 38.82 AV | 54.00 | -15.18 | 1.67 V | 114 | 25.91 | 12.91 |
| 7 | 15810.00 | - | - | - | - | - | - | - |
| 8 | 21080.00 | - | - | - | - | - | - | - |
| 9 | #26350.00 | - | - | - | - | - | - | - |
| 10 | 31620.00 | - | - | - | - | - | - | - |
| 11 | #36890.00 | - | - | - | - | - | - | - |

**REMARKS:**

1. Emission Level(dBuV/m) = Raw Value(dBuV) + Correction Factor(dB/m)
2. Correction Factor(dB/m) = Antenna Factor(dB/m) + Cable Factor(dB) – Pre-Amplifier Factor(dB)
3. The other emission levels were very low against the limit.
4. Margin value = Emission Level – Limit value
5. " * ": Fundamental frequency (主頻).
6. " # ": The radiated frequency is out of the restricted band.
7. " - ": The emission levels were too low to be detected.
8. The blank is not available, the limit of fundamental frequency was restricted at the output power.

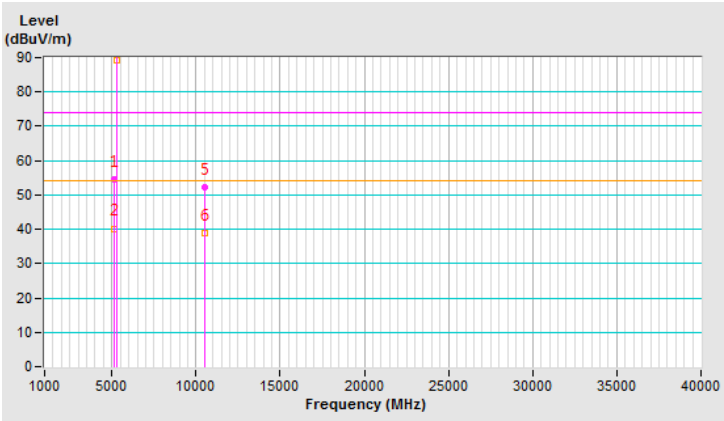

| | | | |
|---|---|---|---|
| 操 作 模 式 ： | 發射 | 調 變 技 術 ： | OFDM |
| 基 本 波 頻 率 ： | CH 62：5310 MHz | 測 試 儀 器 ： | (PK) RB=1MHz, VB=3MHz<br>(AV) RB=1MHz, VB=430Hz |
| 量 測 場 地 溫 度 ： | 21℃ | 量 測 場 地 濕 度 ： | 69%RH |
| 測 試 日 期 ： | 106 年 7 月 31 日 | 測 試 者 ： | 張君煌 |

| ANTENNA POLARITY & TEST DISTANCE: HORIZONTAL AT 3 M | | | | | | | | |
|---|---|---|---|---|---|---|---|---|
| NO. | FREQ. (MHz) | EMISSION LEVEL (dBuV/m) | LIMIT (dBuV/m) | MARGIN (dB) | ANTENNA HEIGHT (m) | TABLE ANGLE (Degree) | RAW VALUE (dBuV) | CORRECTION FACTOR (dB/m) |
| 1 | *5310.00 | 107.47 PK | | | 2.48 H | 46 | 103.88 | 3.59 |
| 2 | *5310.00 | 94.45 AV | | | 2.48 H | 46 | 90.86 | 3.59 |
| 3 | 5350.00 | 55.92 PK | 74.00 | -18.08 | 2.48 H | 46 | 52.16 | 3.76 |
| 4 | 5350.00 | 42.45 AV | 54.00 | -11.55 | 2.48 H | 46 | 38.69 | 3.76 |
| 5 | 10620.00 | 53.72 PK | 74.00 | -20.28 | 1.87 H | 187 | 40.59 | 13.13 |
| 6 | 10620.00 | 39.77 AV | 54.00 | -14.23 | 1.87 H | 187 | 26.64 | 13.13 |
| 7 | 15930.00 | - | - | - | - | - | - | - |
| 8 | 21240.00 | - | - | - | - | - | - | - |
| 9 | #26550.00 | - | - | - | - | - | - | - |
| 10 | #31860.00 | - | - | - | - | - | - | - |
| 11 | #37170.00 | - | - | - | - | - | - | - |

**REMARKS:**

1. Emission Level(dBuV/m) = Raw Value(dBuV) + Correction Factor(dB/m)
2. Correction Factor(dB/m) = Antenna Factor(dB/m) + Cable Factor(dB) – Pre-Amplifier Factor(dB)
3. The other emission levels were very low against the limit.
4. Margin value = Emission Level – Limit value
5. " * ": Fundamental frequency (主頻).
6. " # ": The radiated frequency is out of the restricted band.
7. " - ": The emission levels were too low to be detected.
8. The blank is not available, the limit of fundamental frequency was restricted at the output power.

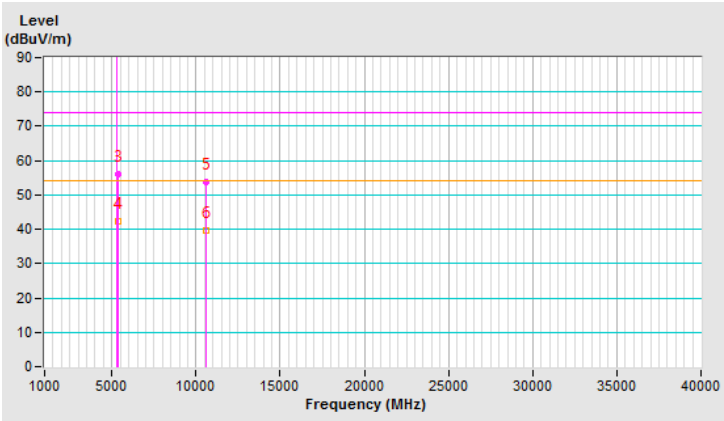

| | | | |
|---|---|---|---|
| 操 作 模 式 ： | 發射 | 調 變 技 術 ： | OFDM |
| 基 本 波 頻 率 ： | CH 62：5310 MHz | 測 試 儀 器 ： | (PK) RB=1MHz, VB=3MHz<br>(AV) RB=1MHz, VB=430Hz |
| 量 測 場 地 溫 度 ： | 21℃ | 量 測 場 地 濕 度 ： | 69%RH |
| 測 試 日 期 ： | 106 年 7 月 31 日 | 測 試 者 ： | 張君煌 |

| ANTENNA POLARITY & TEST DISTANCE: VERTICAL AT 3 M | | | | | | | | |
|---|---|---|---|---|---|---|---|---|
| NO. | FREQ. (MHz) | EMISSION LEVEL (dBuV/m) | LIMIT (dBuV/m) | MARGIN (dB) | ANTENNA HEIGHT (m) | TABLE ANGLE (Degree) | RAW VALUE (dBuV) | CORRECTION FACTOR (dB/m) |
| 1 | *5310.00 | 102.35 PK | | | 1.89 V | 52 | 98.76 | 3.59 |
| 2 | *5310.00 | 88.81 AV | | | 1.89 V | 52 | 85.22 | 3.59 |
| 3 | 5350.00 | 55.22 PK | 74.00 | -18.78 | 1.89 V | 52 | 51.46 | 3.76 |
| 4 | 5350.00 | 41.65 AV | 54.00 | -12.35 | 1.89 V | 52 | 37.89 | 3.76 |
| 5 | 10620.00 | 52.77 PK | 74.00 | -21.23 | 2.39 V | 258 | 39.64 | 13.13 |
| 6 | 10620.00 | 38.21 AV | 54.00 | -15.79 | 2.39 V | 258 | 25.08 | 13.13 |
| 7 | 15930.00 | - | - | - | - | - | - | - |
| 8 | 21240.00 | - | - | - | - | - | - | - |
| 9 | #26550.00 | - | - | - | - | - | - | - |
| 10 | #31860.00 | - | - | - | - | - | - | - |
| 11 | #37170.00 | - | - | - | - | - | - | - |

**REMARKS:**

1. Emission Level(dBuV/m) = Raw Value(dBuV) + Correction Factor(dB/m)
2. Correction Factor(dB/m) = Antenna Factor(dB/m) + Cable Factor(dB) – Pre-Amplifier Factor(dB)
3. The other emission levels were very low against the limit.
4. Margin value = Emission Level – Limit value
5. " * ": Fundamental frequency (主頻).
6. " # ": The radiated frequency is out of the restricted band.
7. " - ": The emission levels were too low to be detected.
8. The blank is not available, the limit of fundamental frequency was restricted at the output power.

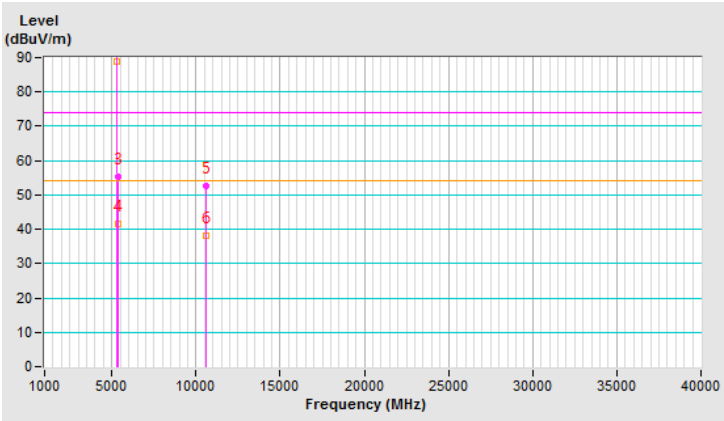

| | | | |
|---|---|---|---|
| 操 作 模 式 ： | 發射 | 調 變 技 術 ： | OFDM |
| 基 本 波 頻 率 ： | CH 102：5510 MHz | 測 試 儀 器 ： | (PK) RB=1MHz, VB=3MHz<br>(AV) RB=1MHz, VB=430Hz |
| 量 測 場 地 溫 度 ： | 21℃ | 量 測 場 地 濕 度 ： | 69%RH |
| 測 試 日 期 ： | 106 年 7 月 31 日 | 測 試 者 ： | 張君煌 |

| ANTENNA POLARITY & TEST DISTANCE: HORIZONTAL AT 3 M | | | | | | | | |
|---|---|---|---|---|---|---|---|---|
| NO. | FREQ. (MHz) | EMISSION LEVEL (dBuV/m) | LIMIT (dBuV/m) | MARGIN (dB) | ANTENNA HEIGHT (m) | TABLE ANGLE (Degree) | RAW VALUE (dBuV) | CORRECTION FACTOR (dB/m) |
| 1 | 5460.00 | 64.52 PK | 74.00 | -9.48 | 2.26 H | 17 | 60.37 | 4.15 |
| 2 | 5460.00 | 43.11 AV | 54.00 | -10.89 | 2.26 H | 17 | 38.96 | 4.15 |
| 3 | 5470.00 | 67.12 PK | 68.20 | -1.08 | 2.26 H | 17 | 62.94 | 4.18 |
| 4 | *5510.00 | 112.91 PK | | | 2.26 H | 17 | 108.64 | 4.27 |
| 5 | *5510.00 | 101.67 AV | | | 2.26 H | 17 | 97.40 | 4.27 |
| 6 | 11020.00 | 54.82 PK | 74.00 | -19.18 | 1.57 H | 284 | 40.64 | 14.18 |
| 7 | 11020.00 | 40.79 AV | 54.00 | -13.21 | 1.57 H | 284 | 26.61 | 14.18 |
| 8 | #16530.00 | - | - | - | - | - | - | - |
| 9 | 22040.00 | - | - | - | - | - | - | - |
| 10 | #27550.00 | - | - | - | - | - | - | - |
| 11 | #33060.00 | - | - | - | - | - | - | - |
| 12 | #38570.00 | - | - | - | - | - | - | - |

**REMARKS:**

1. Emission Level(dBuV/m) = Raw Value(dBuV) + Correction Factor(dB/m)
2. Correction Factor(dB/m) = Antenna Factor(dB/m) + Cable Factor(dB) – Pre-Amplifier Factor(dB)
3. The other emission levels were very low against the limit.
4. Margin value = Emission Level – Limit value
5. " * ": Fundamental frequency (主頻).
6. " # ": The radiated frequency is out of the restricted band.
7. " - ": The emission levels were too low to be detected.
8. The blank is not available, the limit of fundamental frequency was restricted at the output power.

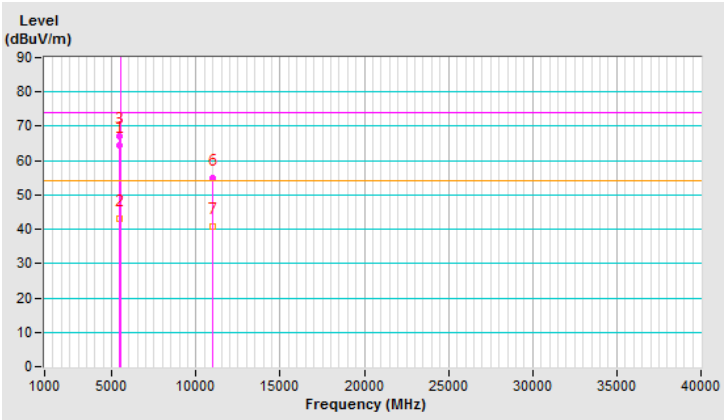

| | | | |
|---|---|---|---|
| 操 作 模 式 ： | 發射 | 調 變 技 術 ： | OFDM |
| 基 本 波 頻 率 ： | CH 102：5510 MHz | 測 試 儀 器 ： | (PK) RB=1MHz, VB=3MHz<br>(AV) RB=1MHz, VB=430Hz |
| 量 測 場 地 溫 度 ： | 21℃ | 量 測 場 地 濕 度 ： | 69%RH |
| 測 試 日 期 ： | 106 年 7 月 31 日 | 測 試 者 ： | 張君煌 |

| ANTENNA POLARITY & TEST DISTANCE: VERTICAL AT 3 M | | | | | | | | |
|---|---|---|---|---|---|---|---|---|
| NO. | FREQ. (MHz) | EMISSION LEVEL (dBuV/m) | LIMIT (dBuV/m) | MARGIN (dB) | ANTENNA HEIGHT (m) | TABLE ANGLE (Degree) | RAW VALUE (dBuV) | CORRECTION FACTOR (dB/m) |
| 1 | 5460.00 | 62.49 PK | 74.00 | -11.51 | 1.69 V | 84 | 58.34 | 4.15 |
| 2 | 5460.00 | 42.11 AV | 54.00 | -11.89 | 1.69 V | 84 | 37.96 | 4.15 |
| 3 | 5470.00 | 62.07 PK | 68.20 | -6.13 | 1.69 V | 84 | 57.89 | 4.18 |
| 4 | *5510.00 | 107.73 PK | | | 1.69 V | 84 | 103.46 | 4.27 |
| 5 | *5510.00 | 96.91 AV | | | 1.69 V | 84 | 92.64 | 4.27 |
| 6 | 11020.00 | 53.61 PK | 74.00 | -20.39 | 2.19 V | 103 | 39.43 | 14.18 |
| 7 | 11020.00 | 39.37 AV | 54.00 | -14.63 | 2.19 V | 103 | 25.19 | 14.18 |
| 8 | #16530.00 | - | - | - | - | - | - | - |
| 9 | 22040.00 | - | - | - | - | - | - | - |
| 10 | #27550.00 | - | - | - | - | - | - | - |
| 11 | #33060.00 | - | - | - | - | - | - | - |
| 12 | #38570.00 | - | - | - | - | - | - | - |

**REMARKS:**

1. Emission Level(dBuV/m) = Raw Value(dBuV) + Correction Factor(dB/m)
2. Correction Factor(dB/m) = Antenna Factor(dB/m) + Cable Factor(dB) – Pre-Amplifier Factor(dB)
3. The other emission levels were very low against the limit.
4. Margin value = Emission Level – Limit value
5. " * ": Fundamental frequency (主頻).
6. " # ": The radiated frequency is out of the restricted band.
7. " - ": The emission levels were too low to be detected.
8. The blank is not available, the limit of fundamental frequency was restricted at the output power.

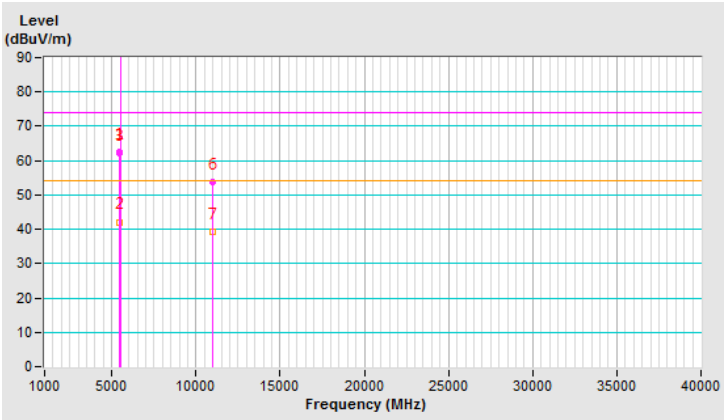

| | | | |
|---|---|---|---|
| 操 作 模 式 ： | 發射 | 調 變 技 術 ： | OFDM |
| 基 本 波 頻 率 ： | CH 110：5550 MHz | 測 試 儀 器 ： | (PK) RB=1MHz, VB=3MHz<br>(AV) RB=1MHz, VB=430Hz |
| 量 測 場 地 溫 度 ： | 21℃ | 量 測 場 地 濕 度 ： | 69%RH |
| 測 試 日 期 ： | 106 年 7 月 31 日 | 測 試 者 ： | 張君煌 |

| ANTENNA POLARITY & TEST DISTANCE: HORIZONTAL AT 3 M | | | | | | | | |
|---|---|---|---|---|---|---|---|---|
| NO. | FREQ. (MHz) | EMISSION LEVEL (dBuV/m) | LIMIT (dBuV/m) | MARGIN (dB) | ANTENNA HEIGHT (m) | TABLE ANGLE (Degree) | RAW VALUE (dBuV) | CORRECTION FACTOR (dB/m) |
| 1 | *5550.00 | 112.21 PK | | | 2.33 H | 56 | 107.96 | 4.25 |
| 2 | *5550.00 | 100.11 AV | | | 2.33 H | 56 | 95.86 | 4.25 |
| 3 | 11100.00 | 54.55 PK | 74.00 | -19.45 | 1.87 H | 301 | 40.51 | 14.04 |
| 4 | 11100.00 | 40.86 AV | 54.00 | -13.14 | 1.87 H | 301 | 26.82 | 14.04 |
| 5 | #16650.00 | - | - | - | - | - | - | - |
| 6 | 22200.00 | - | - | - | - | - | - | - |
| 7 | #27750.00 | - | - | - | - | - | - | - |
| 8 | #33300.00 | - | - | - | - | - | - | - |
| 9 | 38850.00 | - | - | - | - | - | - | - |

**REMARKS:**

1. Emission Level(dBuV/m) = Raw Value(dBuV) + Correction Factor(dB/m)
2. Correction Factor(dB/m) = Antenna Factor(dB/m) + Cable Factor(dB) – Pre-Amplifier Factor(dB)
3. The other emission levels were very low against the limit.
4. Margin value = Emission Level – Limit value
5. " * ": Fundamental frequency (主頻).
6. " # ": The radiated frequency is out of the restricted band.
7. " - ": The emission levels were too low to be detected.
8. The blank is not available, the limit of fundamental frequency was restricted at the output power.

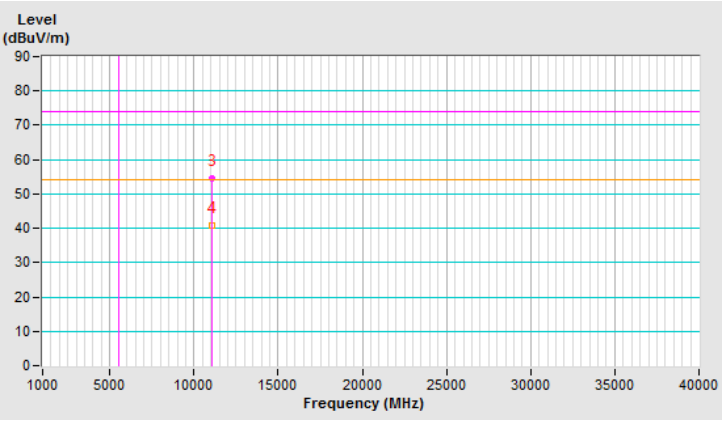

| | | | |
|---|---|---|---|
| 操 作 模 式 ： | 發射 | 調 變 技 術 ： | OFDM |
| 基 本 波 頻 率 ： | CH 110：5550 MHz | 測 試 儀 器 ： | (PK) RB=1MHz, VB=3MHz<br>(AV) RB=1MHz, VB=430Hz |
| 量 測 場 地 溫 度 ： | 21℃ | 量 測 場 地 濕 度 ： | 69%RH |
| 測 試 日 期 ： | 106 年 7 月 31 日 | 測 試 者 ： | 張君煌 |

| ANTENNA POLARITY & TEST DISTANCE: VERTICAL AT 3 M | | | | | | | | |
|---|---|---|---|---|---|---|---|---|
| NO. | FREQ. (MHz) | EMISSION LEVEL (dBuV/m) | LIMIT (dBuV/m) | MARGIN (dB) | ANTENNA HEIGHT (m) | TABLE ANGLE (Degree) | RAW VALUE (dBuV) | CORRECTION FACTOR (dB/m) |
| 1 | *5550.00 | 106.71 PK | | | 1.62 V | 109 | 102.46 | 4.25 |
| 2 | *5550.00 | 94.91 AV | | | 1.62 V | 109 | 90.66 | 4.25 |
| 3 | 11100.00 | 53.38 PK | 74.00 | -20.62 | 2.95 V | 228 | 39.34 | 14.04 |
| 4 | 11100.00 | 39.68 AV | 54.00 | -14.32 | 2.95 V | 228 | 25.64 | 14.04 |
| 5 | #16650.00 | - | - | - | - | - | - | - |
| 6 | 22200.00 | - | - | - | - | - | - | - |
| 7 | #27750.00 | - | - | - | - | - | - | - |
| 8 | #33300.00 | - | - | - | - | - | - | - |
| 9 | 38850.00 | - | - | - | - | - | - | - |

**REMARKS:**

1. Emission Level(dBuV/m) = Raw Value(dBuV) + Correction Factor(dB/m)
2. Correction Factor(dB/m) = Antenna Factor(dB/m) + Cable Factor(dB) – Pre-Amplifier Factor(dB)
3. The other emission levels were very low against the limit.
4. Margin value = Emission Level – Limit value
5. " * ": Fundamental frequency (主頻).
6. " # ": The radiated frequency is out of the restricted band.
7. " - ": The emission levels were too low to be detected.
8. The blank is not available, the limit of fundamental frequency was restricted at the output power.

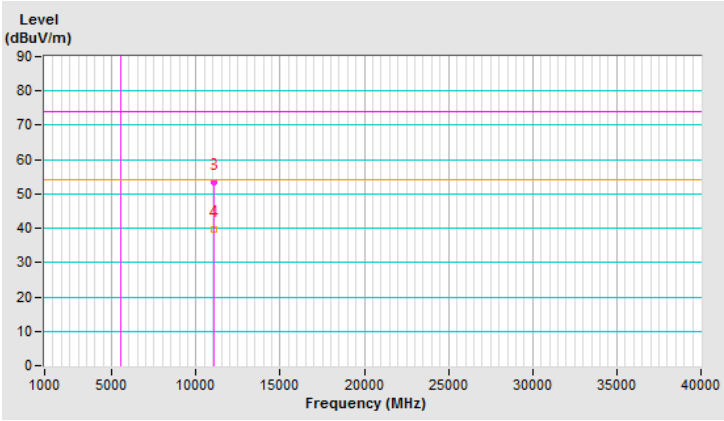

| | | | |
|---|---|---|---|
| 操 作 模 式 ： | 發射 | 調 變 技 術 ： | OFDM |
| 基 本 波 頻 率 ： | CH 134：5670 MHz | 測 試 儀 器 ： | (PK) RB=1MHz, VB=3MHz<br>(AV) RB=1MHz, VB=430Hz |
| 量 測 場 地 溫 度 ： | 21℃ | 量 測 場 地 濕 度 ： | 69%RH |
| 測 試 日 期 ： | 106 年 7 月 31 日 | 測 試 者 ： | 張君煌 |

| ANTENNA POLARITY & TEST DISTANCE: HORIZONTAL AT 3 M | | | | | | | | |
|---|---|---|---|---|---|---|---|---|
| NO. | FREQ. (MHz) | EMISSION LEVEL (dBuV/m) | LIMIT (dBuV/m) | MARGIN (dB) | ANTENNA HEIGHT (m) | TABLE ANGLE (Degree) | RAW VALUE (dBuV) | CORRECTION FACTOR (dB/m) |
| 1 | *5670.00 | 112.55 PK | | | 2.26 H | 57 | 108.38 | 4.17 |
| 2 | *5670.00 | 98.09 AV | | | 2.26 H | 57 | 93.92 | 4.17 |
| 3 | 5725.00 | 66.36 PK | 68.20 | -1.84 | 2.26 H | 57 | 62.21 | 4.15 |
| 4 | 11340.00 | 53.82 PK | 74.00 | -20.18 | 1.79 H | 68 | 40.62 | 13.20 |
| 5 | 11340.00 | 40.16 AV | 54.00 | -13.84 | 1.79 H | 68 | 26.96 | 13.20 |
| 6 | #17010.00 | - | - | - | - | - | - | - |
| 7 | 22680.00 | - | - | - | - | - | - | - |
| 8 | #28350.00 | - | - | - | - | - | - | - |
| 9 | #34020.00 | - | - | - | - | - | - | - |
| 10 | 39690.00 | - | - | - | - | - | - | - |

**REMARKS:**

1. Emission Level(dBuV/m) = Raw Value(dBuV) + Correction Factor(dB/m)
2. Correction Factor(dB/m) = Antenna Factor(dB/m) + Cable Factor(dB) – Pre-Amplifier Factor(dB)
3. The other emission levels were very low against the limit.
4. Margin value = Emission Level – Limit value
5. " * ": Fundamental frequency (主頻).
6. " # ": The radiated frequency is out of the restricted band.
7. " - ": The emission levels were too low to be detected.
8. The blank is not available, the limit of fundamental frequency was restricted at the output power.

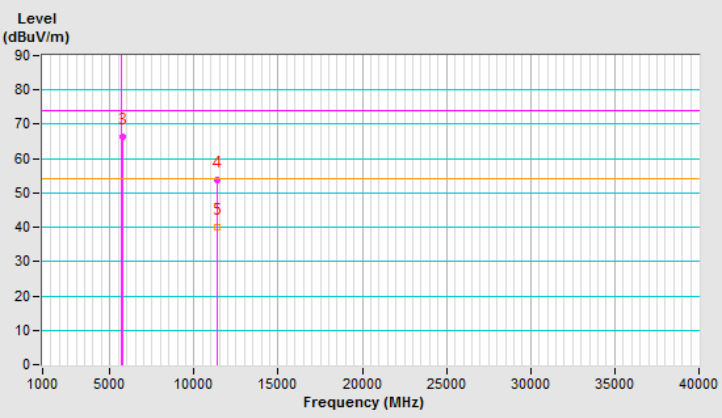

| | | | |
|---|---|---|---|
| 操 作 模 式 ： | 發射 | 調 變 技 術 ： | OFDM |
| 基 本 波 頻 率 ： | CH 134：5670 MHz | 測 試 儀 器 ： | (PK) RB=1MHz, VB=3MHz<br>(AV) RB=1MHz, VB=430Hz |
| 量 測 場 地 溫 度 ： | 21℃ | 量 測 場 地 濕 度 ： | 69%RH |
| 測 試 日 期 ： | 106 年 7 月 31 日 | 測 試 者 ： | 張君煌 |

| ANTENNA POLARITY & TEST DISTANCE: VERTICAL AT 3 M | | | | | | | | |
|---|---|---|---|---|---|---|---|---|
| NO. | FREQ. (MHz) | EMISSION LEVEL (dBuV/m) | LIMIT (dBuV/m) | MARGIN (dB) | ANTENNA HEIGHT (m) | TABLE ANGLE (Degree) | RAW VALUE (dBuV) | CORRECTION FACTOR (dB/m) |
| 1 | *5670.00 | 107.33 PK | | | 1.80 V | 68 | 103.16 | 4.17 |
| 2 | *5670.00 | 92.86 AV | | | 1.80 V | 68 | 88.69 | 4.17 |
| 3 | 5725.00 | 62.37 PK | 68.20 | -5.83 | 1.80 V | 68 | 58.22 | 4.15 |
| 4 | 11340.00 | 52.61 PK | 74.00 | -21.39 | 1.87 V | 44 | 39.41 | 13.20 |
| 5 | 11340.00 | 38.36 AV | 54.00 | -15.64 | 1.87 V | 44 | 25.16 | 13.20 |
| 6 | #17010.00 | - | - | - | - | - | - | - |
| 7 | 22680.00 | - | - | - | - | - | - | - |
| 8 | #28350.00 | - | - | - | - | - | - | - |
| 9 | #34020.00 | - | - | - | - | - | - | - |
| 10 | 39690.00 | - | - | - | - | - | - | - |

**REMARKS:**

1. Emission Level(dBuV/m) = Raw Value(dBuV) + Correction Factor(dB/m)
2. Correction Factor(dB/m) = Antenna Factor(dB/m) + Cable Factor(dB) – Pre-Amplifier Factor(dB)
3. The other emission levels were very low against the limit.
4. Margin value = Emission Level – Limit value
5. " * ": Fundamental frequency (主頻).
6. " # ": The radiated frequency is out of the restricted band.
7. " - ": The emission levels were too low to be detected.
8. The blank is not available, the limit of fundamental frequency was restricted at the output power.

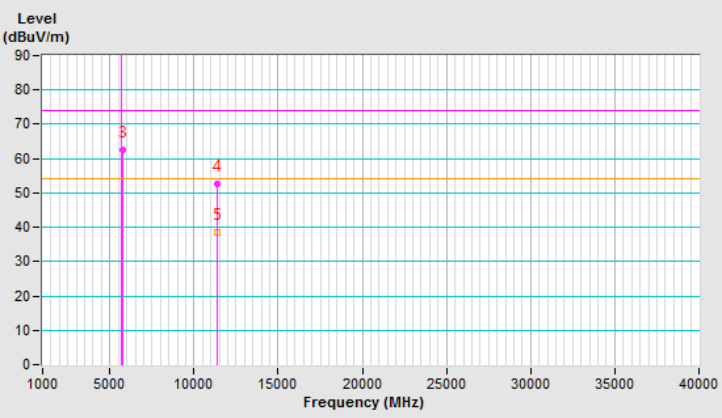

## 802.11ac (80MHz)

| | | | |
|---|---|---|---|
| 操 作 模 式 ： | 發射 | 調 變 技 術 ： | OFDM |
| 基 本 波 頻 率 ： | CH 58：5290 MHz | 測 試 儀 器 ： | (PK) RB=1MHz, VB=3MHz<br>(AV) RB=1MHz, VB=910Hz |
| 量 測 場 地 溫 度 ： | 21℃ | 量 測 場 地 濕 度 ： | 69%RH |
| 測 試 日 期 ： | 106 年 7 月 31 日 | 測 試 者 ： | 張君煌 |

| ANTENNA POLARITY & TEST DISTANCE: HORIZONTAL AT 3 M | | | | | | | | |
|---|---|---|---|---|---|---|---|---|
| NO. | FREQ. (MHz) | EMISSION LEVEL (dBuV/m) | LIMIT (dBuV/m) | MARGIN (dB) | ANTENNA HEIGHT (m) | TABLE ANGLE (Degree) | RAW VALUE (dBuV) | CORRECTION FACTOR (dB/m) |
| 1 | 5150.00 | 55.38 PK | 74.00 | -18.62 | 2.45 H | 50 | 52.33 | 3.05 |
| 2 | 5150.00 | 41.51 AV | 54.00 | -12.49 | 2.45 H | 50 | 38.46 | 3.05 |
| 3 | *5290.00 | 102.71 PK | | | 2.45 H | 50 | 99.20 | 3.51 |
| 4 | *5290.00 | 89.94 AV | | | 2.45 H | 50 | 86.43 | 3.51 |
| 5 | 5350.00 | 60.06 PK | 74.00 | -13.94 | 2.45 H | 50 | 56.30 | 3.76 |
| 6 | 5350.00 | 43.85 AV | 54.00 | -10.15 | 2.45 H | 50 | 40.09 | 3.76 |
| 7 | 10580.00 | 53.99 PK | 74.00 | -20.01 | 1.68 H | 225 | 40.96 | 13.03 |
| 8 | 10580.00 | 39.84 AV | 54.00 | -14.16 | 1.68 H | 225 | 26.81 | 13.03 |
| 9 | 15870.00 | - | - | - | - | - | - | - |
| 10 | 21160.00 | - | - | - | - | - | - | - |
| 11 | #26450.00 | - | - | - | - | - | - | - |
| 12 | 31740.00 | - | - | - | - | - | - | - |
| 13 | #37030.00 | - | - | - | - | - | - | - |

**REMARKS:**

1. Emission Level(dBuV/m) = Raw Value(dBuV) + Correction Factor(dB/m)
2. Correction Factor(dB/m) = Antenna Factor(dB/m) + Cable Factor(dB) – Pre-Amplifier Factor(dB)
3. The other emission levels were very low against the limit.
4. Margin value = Emission Level – Limit value
5. " * ": Fundamental frequency (主頻).
6. " # ": The radiated frequency is out of the restricted band.
7. " - ": The emission levels were too low to be detected.
8. The blank is not available, the limit of fundamental frequency was restricted at the output power.

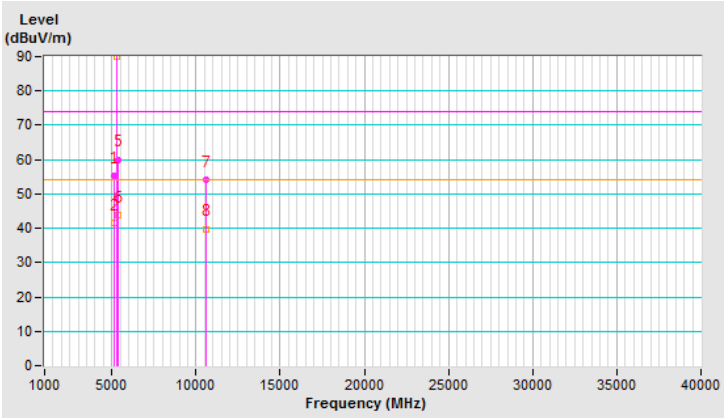

| | | | |
|---|---|---|---|
| 操 作 模 式 ： | 發射 | 調 變 技 術 ： | OFDM |
| 基 本 波 頻 率 ： | CH 58：5290 MHz | 測 試 儀 器 ： | (PK) RB=1MHz, VB=3MHz<br>(AV) RB=1MHz, VB=910Hz |
| 量 測 場 地 溫 度 ： | 21℃ | 量 測 場 地 濕 度 ： | 69%RH |
| 測 試 日 期 ： | 106 年 7 月 31 日 | 測 試 者 ： | 張君煌 |

| ANTENNA POLARITY & TEST DISTANCE: VERTICAL AT 3 M | | | | | | | | |
|---|---|---|---|---|---|---|---|---|
| NO. | FREQ. (MHz) | EMISSION LEVEL (dBuV/m) | LIMIT (dBuV/m) | MARGIN (dB) | ANTENNA HEIGHT (m) | TABLE ANGLE (Degree) | RAW VALUE (dBuV) | CORRECTION FACTOR (dB/m) |
| 1 | 5150.00 | 54.54 PK | 74.00 | -19.46 | 1.84 V | 92 | 51.49 | 3.05 |
| 2 | 5150.00 | 40.99 AV | 54.00 | -13.01 | 1.84 V | 92 | 37.94 | 3.05 |
| 3 | *5290.00 | 97.70 PK | | | 1.84 V | 92 | 94.19 | 3.51 |
| 4 | *5290.00 | 84.97 AV | | | 1.84 V | 92 | 81.46 | 3.51 |
| 5 | 5350.00 | 59.22 PK | 74.00 | -14.78 | 1.84 V | 92 | 55.46 | 3.76 |
| 6 | 5350.00 | 42.72 AV | 54.00 | -11.28 | 1.84 V | 92 | 38.96 | 3.76 |
| 7 | 10580.00 | 52.67 PK | 74.00 | -21.33 | 1.69 V | 236 | 39.64 | 13.03 |
| 8 | 10580.00 | 38.12 AV | 54.00 | -15.88 | 1.69 V | 236 | 25.09 | 13.03 |
| 9 | 15870.00 | - | - | - | - | - | - | - |
| 10 | 21160.00 | - | - | - | - | - | - | - |
| 11 | #26450.00 | - | - | - | - | - | - | - |
| 12 | 31740.00 | - | - | - | - | - | - | - |
| 13 | #37030.00 | - | - | - | - | - | - | - |

**REMARKS:**

1. Emission Level(dBuV/m) = Raw Value(dBuV) + Correction Factor(dB/m)
2. Correction Factor(dB/m) = Antenna Factor(dB/m) + Cable Factor(dB) – Pre-Amplifier Factor(dB)
3. The other emission levels were very low against the limit.
4. Margin value = Emission Level – Limit value
5. " * ": Fundamental frequency (主頻).
6. " # ": The radiated frequency is out of the restricted band.
7. " - ": The emission levels were too low to be detected.
8. The blank is not available, the limit of fundamental frequency was restricted at the output power.

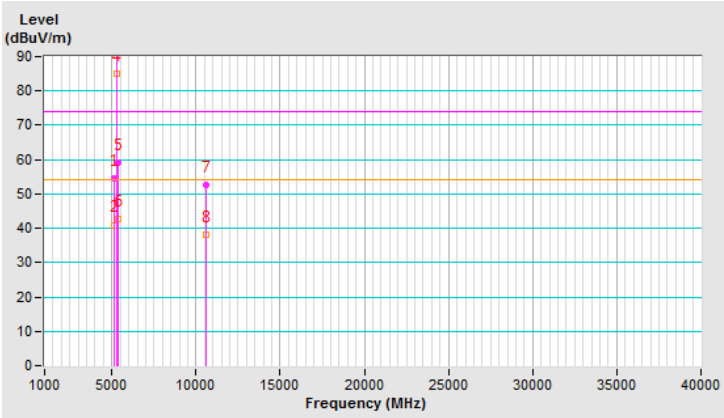

| | | | |
|---|---|---|---|
| 操 作 模 式 ： | 發射 | 調 變 技 術 ： | OFDM |
| 基 本 波 頻 率 ： | CH 106：5530 MHz | 測 試 儀 器 ： | (PK) RB=1MHz, VB=3MHz<br>(AV) RB=1MHz, VB=910Hz |
| 量 測 場 地 溫 度 ： | 21℃ | 量 測 場 地 濕 度 ： | 69%RH |
| 測 試 日 期 ： | 106 年 7 月 31 日 | 測 試 者 ： | 張君煌 |

| ANTENNA POLARITY & TEST DISTANCE: HORIZONTAL AT 3 M | | | | | | | | |
|---|---|---|---|---|---|---|---|---|
| NO. | FREQ. (MHz) | EMISSION LEVEL (dBuV/m) | LIMIT (dBuV/m) | MARGIN (dB) | ANTENNA HEIGHT (m) | TABLE ANGLE (Degree) | RAW VALUE (dBuV) | CORRECTION FACTOR (dB/m) |
| 1 | 5460.00 | 65.72 PK | 74.00 | -8.28 | 2.50 H | 49 | 61.57 | 4.15 |
| 2 | 5460.00 | 43.97 AV | 54.00 | -10.03 | 2.50 H | 49 | 39.82 | 4.15 |
| 3 | 5470.00 | 67.15 PK | 68.20 | -1.05 | 2.50 H | 49 | 62.97 | 4.18 |
| 4 | *5530.00 | 103.00 PK | | | 2.50 H | 49 | 98.74 | 4.26 |
| 5 | *5530.00 | 90.66 AV | | | 2.50 H | 49 | 86.40 | 4.26 |
| 6 | 11060.00 | 54.76 PK | 74.00 | -19.24 | 2.14 H | 154 | 40.64 | 14.12 |
| 7 | 11060.00 | 40.49 AV | 54.00 | -13.51 | 2.14 H | 154 | 26.37 | 14.12 |
| 8 | #16590.00 | - | - | - | - | - | - | - |
| 9 | 22120.00 | - | - | - | - | - | - | - |
| 10 | #27650.00 | - | - | - | - | - | - | - |
| 11 | #33180.00 | - | - | - | - | - | - | - |
| 12 | 38710.00 | - | - | - | - | - | - | - |

**REMARKS:**

1. Emission Level(dBuV/m) = Raw Value(dBuV) + Correction Factor(dB/m)
2. Correction Factor(dB/m) = Antenna Factor(dB/m) + Cable Factor(dB) – Pre-Amplifier Factor(dB)
3. The other emission levels were very low against the limit.
4. Margin value = Emission Level – Limit value
5. " * ": Fundamental frequency (主頻).
6. " # ": The radiated frequency is out of the restricted band.
7. " - ": The emission levels were too low to be detected.
8. The blank is not available, the limit of fundamental frequency was restricted at the output power.

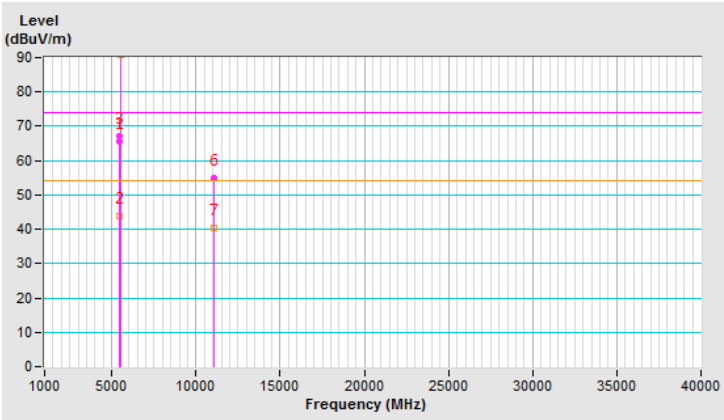

| | | | |
|---|---|---|---|
| 操 作 模 式 ： | 發射 | 調 變 技 術 ： | OFDM |
| 基 本 波 頻 率 ： | CH 106：5530 MHz | 測 試 儀 器 ： | (PK) RB=1MHz, VB=3MHz<br>(AV) RB=1MHz, VB=910Hz |
| 量 測 場 地 溫 度 ： | 21℃ | 量 測 場 地 濕 度 ： | 69%RH |
| 測 試 日 期 ： | 106 年 7 月 31 日 | 測 試 者 ： | 張君煌 |

| ANTENNA POLARITY & TEST DISTANCE: VERTICAL AT 3 M | | | | | | | | |
|---|---|---|---|---|---|---|---|---|
| NO. | FREQ. (MHz) | EMISSION LEVEL (dBuV/m) | LIMIT (dBuV/m) | MARGIN (dB) | ANTENNA HEIGHT (m) | TABLE ANGLE (Degree) | RAW VALUE (dBuV) | CORRECTION FACTOR (dB/m) |
| 1 | 5460.00 | 60.51 PK | 74.00 | -13.49 | 1.77 V | 96 | 56.36 | 4.15 |
| 2 | 5460.00 | 42.04 AV | 54.00 | -11.96 | 1.77 V | 96 | 37.89 | 4.15 |
| 3 | 5470.00 | 62.43 PK | 68.20 | -5.77 | 1.77 V | 96 | 58.25 | 4.18 |
| 4 | *5530.00 | 97.70 PK | | | 1.77 V | 96 | 93.44 | 4.26 |
| 5 | *5530.00 | 86.05 AV | | | 1.77 V | 96 | 81.79 | 4.26 |
| 6 | 11060.00 | 53.76 PK | 74.00 | -20.24 | 2.29 V | 221 | 39.64 | 14.12 |
| 7 | 11060.00 | 39.30 AV | 54.00 | -14.70 | 2.29 V | 221 | 25.18 | 14.12 |
| 8 | #16590.00 | - | - | - | - | - | - | - |
| 9 | 22120.00 | - | - | - | - | - | - | - |
| 10 | #27650.00 | - | - | - | - | - | - | - |
| 11 | #33180.00 | - | - | - | - | - | - | - |
| 12 | 38710.00 | - | - | - | - | - | - | - |

**REMARKS:**

1. Emission Level(dBuV/m) = Raw Value(dBuV) + Correction Factor(dB/m)
2. Correction Factor(dB/m) = Antenna Factor(dB/m) + Cable Factor(dB) – Pre-Amplifier Factor(dB)
3. The other emission levels were very low against the limit.
4. Margin value = Emission Level – Limit value
5. " * ": Fundamental frequency (主頻).
6. " # ": The radiated frequency is out of the restricted band.
7. " - ": The emission levels were too low to be detected.
8. The blank is not available, the limit of fundamental frequency was restricted at the output power.

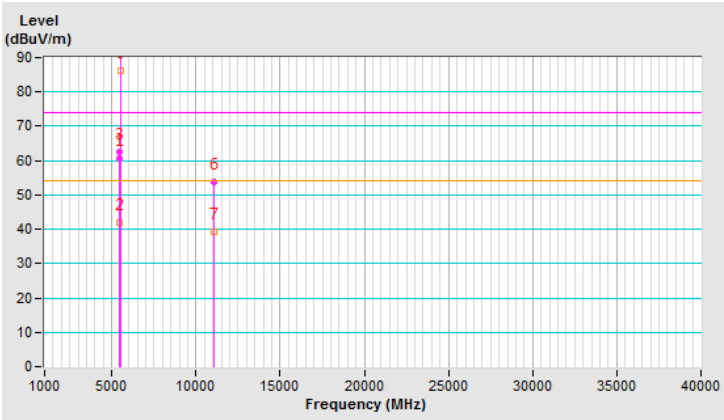

| | | | |
|---|---|---|---|
| 操 作 模 式 ： | 發射 | 調 變 技 術 ： | OFDM |
| 基 本 波 頻 率 ： | CH 122：5610 MHz | 測 試 儀 器 ： | (PK) RB=1MHz, VB=3MHz<br>(AV) RB=1MHz, VB=910Hz |
| 量 測 場 地 溫 度 ： | 21℃ | 量 測 場 地 濕 度 ： | 69%RH |
| 測 試 日 期 ： | 106 年 7 月 31 日 | 測 試 者 ： | 張君煌 |

| ANTENNA POLARITY & TEST DISTANCE: HORIZONTAL AT 3 M | | | | | | | | |
|---|---|---|---|---|---|---|---|---|
| NO. | FREQ. (MHz) | EMISSION LEVEL (dBuV/m) | LIMIT (dBuV/m) | MARGIN (dB) | ANTENNA HEIGHT (m) | TABLE ANGLE (Degree) | RAW VALUE (dBuV) | CORRECTION FACTOR (dB/m) |
| 1 | *5610.00 | 107.88 PK | | | 2.01 H | 44 | 103.67 | 4.21 |
| 2 | *5610.00 | 95.02 AV | | | 2.01 H | 44 | 90.81 | 4.21 |
| 3 | 5725.00 | 61.69 PK | 68.20 | -6.51 | 2.01 H | 44 | 57.54 | 4.15 |
| 4 | 11220.00 | 53.72 PK | 74.00 | -20.28 | 1.96 H | 336 | 40.18 | 13.54 |
| 5 | 11220.00 | 40.18 AV | 54.00 | -13.82 | 1.96 H | 336 | 26.64 | 13.54 |
| 6 | #16830.00 | - | - | - | - | - | - | - |
| 7 | 22440.00 | - | - | - | - | - | - | - |
| 8 | #28050.00 | - | - | - | - | - | - | - |
| 9 | #33660.00 | - | - | - | - | - | - | - |
| 10 | 39270.00 | - | - | - | - | - | - | - |

**REMARKS:**

1. Emission Level(dBuV/m) = Raw Value(dBuV) + Correction Factor(dB/m)
2. Correction Factor(dB/m) = Antenna Factor(dB/m) + Cable Factor(dB) – Pre-Amplifier Factor(dB)
3. The other emission levels were very low against the limit.
4. Margin value = Emission Level – Limit value
5. " * ": Fundamental frequency (主頻).
6. " # ": The radiated frequency is out of the restricted band.
7. " - ": The emission levels were too low to be detected.
8. The blank is not available, the limit of fundamental frequency was restricted at the output power.

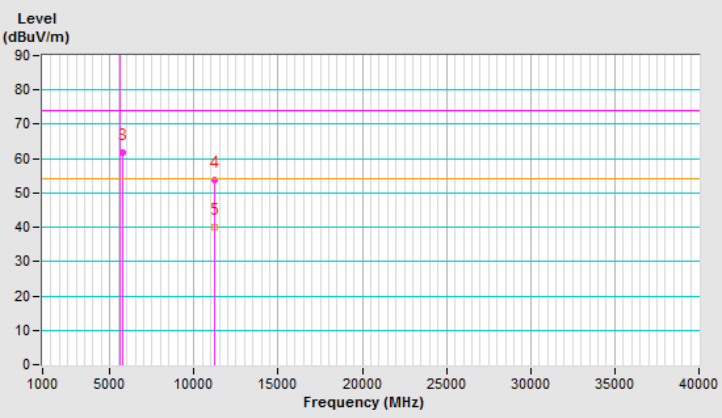

| | | | |
|---|---|---|---|
| 操 作 模 式 ： | 發射 | 調 變 技 術 ： | OFDM |
| 基 本 波 頻 率 ： | CH 122：5610 MHz | 測 試 儀 器 ： | (PK) RB=1MHz, VB=3MHz<br>(AV) RB=1MHz, VB=910Hz |
| 量 測 場 地 溫 度 ： | 21℃ | 量 測 場 地 濕 度 ： | 69%RH |
| 測 試 日 期 ： | 106 年 7 月 31 日 | 測 試 者 ： | 張君煌 |

| ANTENNA POLARITY & TEST DISTANCE: VERTICAL AT 3 M | | | | | | | | |
|---|---|---|---|---|---|---|---|---|
| NO. | FREQ. (MHz) | EMISSION LEVEL (dBuV/m) | LIMIT (dBuV/m) | MARGIN (dB) | ANTENNA HEIGHT (m) | TABLE ANGLE (Degree) | RAW VALUE (dBuV) | CORRECTION FACTOR (dB/m) |
| 1 | *5610.00 | 102.66 PK | | | 1.72 V | 100 | 98.45 | 4.21 |
| 2 | *5610.00 | 89.47 AV | | | 1.72 V | 100 | 85.26 | 4.21 |
| 3 | 5725.00 | 59.40 PK | 68.20 | -8.8 | 1.72 V | 100 | 55.25 | 4.15 |
| 4 | 11220.00 | 52.95 PK | 74.00 | -21.05 | 1.00 V | 157 | 39.41 | 13.54 |
| 5 | 11220.00 | 38.70 AV | 54.00 | -15.30 | 1.00 V | 157 | 25.16 | 13.54 |
| 6 | #16830.00 | - | - | - | - | - | - | - |
| 7 | 22440.00 | - | - | - | - | - | - | - |
| 8 | #28050.00 | - | - | - | - | - | - | - |
| 9 | #33660.00 | - | - | - | - | - | - | - |
| 10 | 39270.00 | - | - | - | - | - | - | - |

**REMARKS:**

1. Emission Level(dBuV/m) = Raw Value(dBuV) + Correction Factor(dB/m)
2. Correction Factor(dB/m) = Antenna Factor(dB/m) + Cable Factor(dB) – Pre-Amplifier Factor(dB)
3. The other emission levels were very low against the limit.
4. Margin value = Emission Level – Limit value
5. " * ": Fundamental frequency (主頻).
6. " # ": The radiated frequency is out of the restricted band.
7. " - ": The emission levels were too low to be detected.
8. The blank is not available, the limit of fundamental frequency was restricted at the output power.

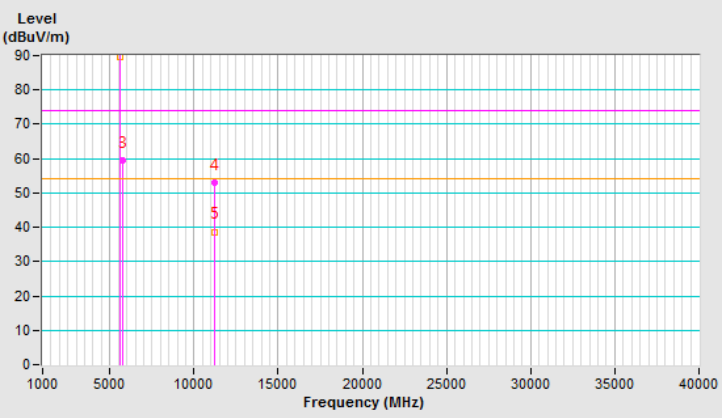

4.6.2 接收諧波

**802.11a**

| | | | |
|---|---|---|---|
| 操 作 模 式 ： | 接收 | | |
| 基 本 波 頻 率 ： | CH 52：5260 MHz | 測 試 儀 器 ： | (PK) RB=1MHz, VB=3MHz<br>(AV) RB=1MHz, VB=10Hz |
| 量 測 場 地 溫 度 ： | 22℃ | 量 測 場 地 濕 度 ： | 72%RH |
| 測 試 日 期 ： | 106 年 5 月 12 日 | 測 試 者 ： | 張君煌 |

| ANTENNA POLARITY & TEST DISTANCE: HORIZONTAL AT 3 M | | | | | | | | |
|---|---|---|---|---|---|---|---|---|
| NO. | FREQ. (MHz) | EMISSION LEVEL (dBuV/m) | LIMIT (dBuV/m) | MARGIN (dB) | ANTENNA HEIGHT (m) | TABLE ANGLE (Degree) | RAW VALUE (dBuV) | CORRECTION FACTOR (dB/m) |
| 1 | 10520.00 | 58.30 PK | 74.00 | -15.70 | 1.02 H | 182 | 42.66 | 15.64 |
| 2 | 10520.00 | 44.02 AV | 54.00 | -9.98 | 1.02 H | 182 | 28.38 | 15.64 |

**REMARKS:**

1. Emission Level(dBuV/m) = Raw Value(dBuV) + Correction Factor(dB/m)
2. Correction Factor(dB/m) = Antenna Factor(dB/m) + Cable Factor(dB) – Pre-Amplifier Factor(dB)
3. The other emission levels were very low against the limit.
4. Margin value = Emission Level – Limit value

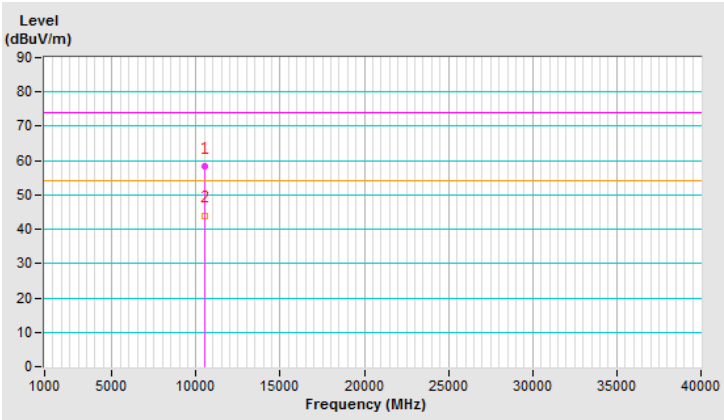

| | | | |
|---|---|---|---|
| 操 作 模 式 ： | 接收 | | |
| 基 本 波 頻 率 ： | CH 52：5260 MHz | 測 試 儀 器 ： | (PK) RB=1MHz, VB=3MHz<br>(AV) RB=1MHz, VB=10Hz |
| 量 測 場 地 溫 度 ： | 22℃ | 量 測 場 地 濕 度 ： | 72%RH |
| 測 試 日 期 ： | 106 年 5 月 12 日 | 測 試 者 ： | 張君煌 |

| ANTENNA POLARITY & TEST DISTANCE: VERTICAL AT 3 M | | | | | | | | |
|---|---|---|---|---|---|---|---|---|
| NO. | FREQ. (MHz) | EMISSION LEVEL (dBuV/m) | LIMIT (dBuV/m) | MARGIN (dB) | ANTENNA HEIGHT (m) | TABLE ANGLE (Degree) | RAW VALUE (dBuV) | CORRECTION FACTOR (dB/m) |
| 1 | 10520.00 | 57.46 PK | 74.00 | -16.54 | 1.66 V | 208 | 41.82 | 15.64 |
| 2 | 10520.00 | 43.45 AV | 54.00 | -10.55 | 1.66 V | 208 | 27.81 | 15.64 |

**REMARKS:**

1. Emission Level(dBuV/m) = Raw Value(dBuV) + Correction Factor(dB/m)
2. Correction Factor(dB/m) = Antenna Factor(dB/m) + Cable Factor(dB) – Pre-Amplifier Factor(dB)
3. The other emission levels were very low against the limit.
4. Margin value = Emission Level – Limit value

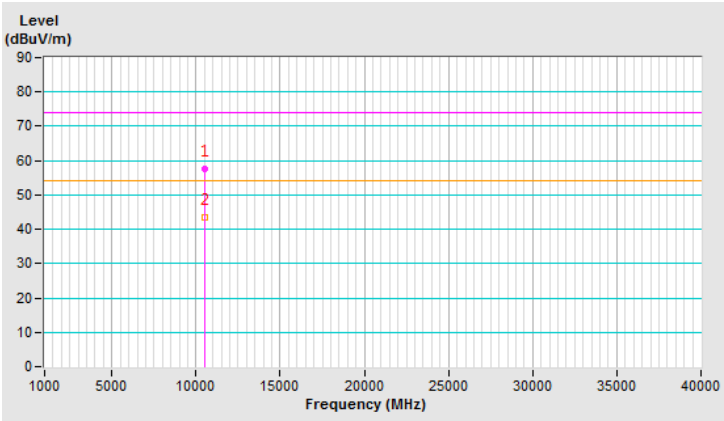

4.6.3 其它不必要之訊號

| | | | |
|---|---|---|---|
| 操 作 模 式 ： | 發射接收 | 調 變 技 術 ： | OFDM |
| 基 本 波 頻 率 ： | CH 52：5260 MHz | 測 試 儀 器 ： | (QP) RB=VB=120kHz |
| 量 測 場 地 溫 度 ： | 24℃ | 量 測 場 地 濕 度 ： | 68%RH |
| 測 試 日 期 ： | 106 年 5 月 15 日 | 測 試 者 ： | 張君煌 |

| ANTENNA POLARITY & TEST DISTANCE: HORIZONTAL AT 3 M | | | | | | | | |
|---|---|---|---|---|---|---|---|---|
| NO. | FREQ. (MHz) | EMISSION LEVEL (dBuV/m) | LIMIT (dBuV/m) | MARGIN (dB) | ANTENNA HEIGHT (m) | TABLE ANGLE (Degree) | RAW VALUE (dBuV) | CORRECTION FACTOR (dB/m) |
| 1 | 34.51 | 31.58 QP | 40.00 | -8.42 | 1.93 H | 51 | 42.32 | -10.74 |
| 2 | 64.58 | 23.45 QP | 40.00 | -16.55 | 2.41 H | 274 | 34.01 | -10.56 |
| 3 | 106.05 | 24.81 QP | 43.50 | -18.69 | 1.92 H | 138 | 37.90 | -13.09 |
| 4 | 190.73 | 20.40 QP | 43.50 | -23.10 | 2.71 H | 138 | 31.68 | -11.28 |
| 5 | 214.45 | 19.65 QP | 43.50 | -23.85 | 1.16 H | 321 | 30.87 | -11.22 |
| 6 | 389.29 | 22.75 QP | 46.00 | -23.25 | 1.23 H | 360 | 28.31 | -5.56 |

**REMARKS:**

1. Emission Level(dBuV/m) = Raw Value(dBuV) + Correction Factor(dB/m)
2. Correction Factor(dB/m) = Antenna Factor(dB/m) + Cable Factor(dB) – Pre-Amplifier Factor(dB)
3. The other emission levels were very low against the limit of frequency range 30MHz~1000MHz.
4. Margin value = Emission Level – Limit value
5. The emission levels were very low against the limit of frequency range 9kHz~30MHz.

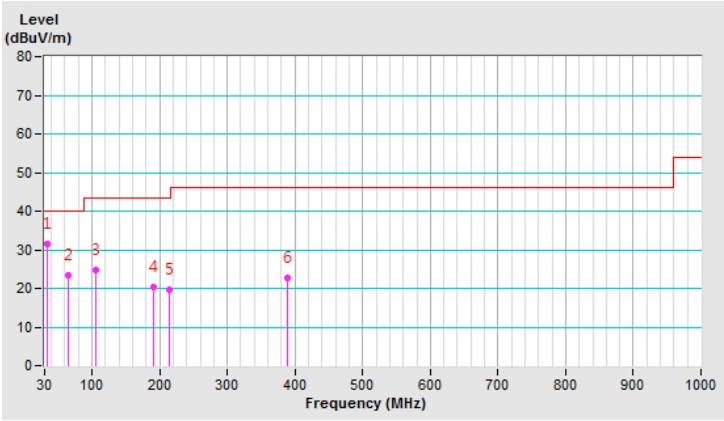

| | | | |
|---|---|---|---|
| 操 作 模 式 ： | 發射接收 | 調 變 技 術 ： | OFDM |
| 基 本 波 頻 率 ： | CH 52：5260 MHz | 測 試 儀 器 ： | (QP) RB=VB=120kHz |
| 量 測 場 地 溫 度 ： | 24℃ | 量 測 場 地 濕 度 ： | 68%RH |
| 測 試 日 期 ： | 106 年 5 月 15 日 | 測 試 者 ： | 張君煌 |

| ANTENNA POLARITY & TEST DISTANCE: VERTICAL AT 3 M | | | | | | | | |
|---|---|---|---|---|---|---|---|---|
| NO. | FREQ. (MHz) | EMISSION LEVEL (dBuV/m) | LIMIT (dBuV/m) | MARGIN (dB) | ANTENNA HEIGHT (m) | TABLE ANGLE (Degree) | RAW VALUE (dBuV) | CORRECTION FACTOR (dB/m) |
| 1 | 34.93 | 37.62 QP | 40.00 | -2.38 | 1.33 V | 327 | 48.27 | -10.65 |
| 2 | 59.54 | 34.31 QP | 40.00 | -5.69 | 1.55 V | 360 | 44.04 | -9.73 |
| 3 | 105.81 | 28.68 QP | 43.50 | -14.82 | 1.80 V | 212 | 41.80 | -13.12 |
| 4 | 165.36 | 20.89 QP | 43.50 | -22.61 | 2.23 V | 201 | 30.04 | -9.15 |
| 5 | 221.14 | 21.39 QP | 46.00 | -24.61 | 1.42 V | 185 | 32.70 | -11.31 |
| 6 | 501.61 | 25.29 QP | 46.00 | -20.71 | 1.81 V | 182 | 28.28 | -2.99 |

**REMARKS:**

1. Emission Level(dBuV/m) = Raw Value(dBuV) + Correction Factor(dB/m)
2. Correction Factor(dB/m) = Antenna Factor(dB/m) + Cable Factor(dB) – Pre-Amplifier Factor(dB)
3. The other emission levels were very low against the limit of frequency range 30MHz~1000MHz.
4. Margin value = Emission Level – Limit value
5. The emission levels were very low against the limit of frequency range 9kHz~30MHz.

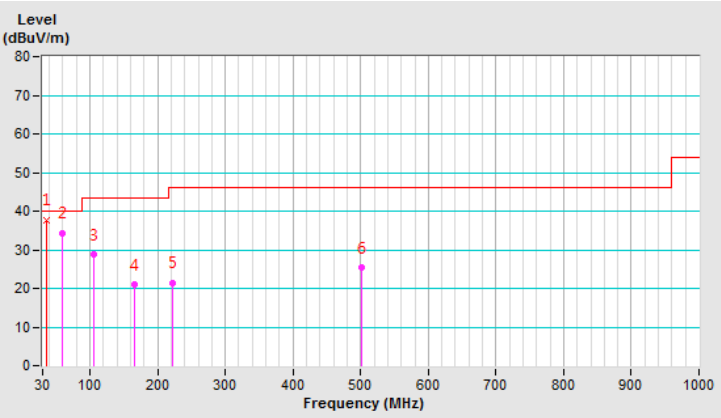


4.7 量測結果判定

依據測試數據結果，符合低功率射頻電機技術規範之要求。

4.8 輻射量測之配置照片

請參照 Test Setup Photos

## 5. 電源線傳導干擾之量測

5.1 適用標準

請見本報告 3.1 節第 1 項的規定。

5.2 量測方法

將待測物置於 0.8 米高的非金屬桌面，使其操作在工作狀態，待測物電源線接至電源線阻抗穩定網路上，從測試接收機記錄頻率由 0.15 MHz 至 30 MHz 之間之電源線傳導放射強度。

5.3 量測儀器

| Description & Manufacturer | Model No. | Serial No. | Cal. Date | Cal. Due |
|---|---|---|---|---|
| ROHDE & SCHWARZ TEST RECEIVER | ESCS 30 | 100276 | Apr. 10, 2017 | Apr. 9, 2018 |
| ROHDE & SCHWARZ Artificial Mains Network (for EUT) | ENV216 | 101196 | Apr. 20, 2017 | Apr. 19, 2018 |
| LISN With Adapter (for EUT) | AD10 | C10Ada-002 | Apr. 20, 2017 | Apr. 19, 2018 |
| ROHDE & SCHWARZ Artificial Mains Network (for peripherals) | ESH3-Z5 | 100218 | Nov. 23, 2016 | Nov. 22, 2017 |
| SCHWARZBECK Artificial Mains Network (For EUT) | NNLK8129 | 8129229 | May 9, 2017 | May 8, 2018 |
| Software | Cond_V7.3.7.4 | NA | NA | NA |
| RF cable (JYEBAO) With 10dB PAD | 5D-FB | Cable-C10.01 | Feb. 14, 2017 | Feb. 13, 2018 |
| SUHNER Terminator (For ROHDE & SCHWARZ LISN) | 65BNC-5001 | E1-01-299 | Jan. 18, 2017 | Jan. 17, 2018 |
| ROHDE & SCHWARZ Artificial Mains Network (For TV EUT) | ESH3-Z5 | 100220 | Nov. 8, 2016 | Nov. 7, 2017 |
| LISN With Adapter (for TV EUT) | 100220 | N/A | Nov. 8, 2016 | Nov. 7, 2017 |

Notes:
1. The calibration interval of the above test instruments is 12 months and the calibrations are traceable to NML/ROC and NIST/USA.
2. The test was performed in Shielded Room No. 10.
3. The FCC Designation Number is TW2021.
4. The following table is for the measurement uncertainty, which is calculated as per the document CISPR 16-4. This uncertainty represents an expanded uncertainty expressed at approximately the 95% confidence level using a coverage factor of k=2.

| Measurement | Uncertainty |
|---|---|
| Conducted emissions | ±2.77 |

5.4 測試配置

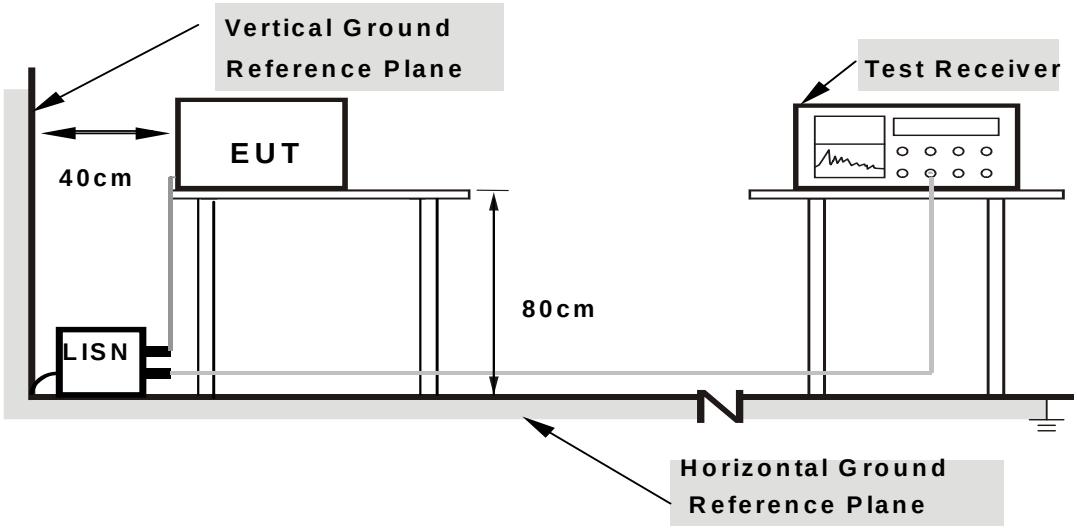


Note: 1.Support units were connected to second LISN.
2.Both of LISNs (AMN) are 80 cm from EUT and at least 80 from other units and other metal planes

5.5 干擾值之計算

餘裕度 Margin(dB)= 結果值 Emission level (dBuV)-限制值 Limit value (dBuV)

電源傳導干擾電壓之計算公式如下

結果值 Emission level (dBuV)=校正因子 Correction Factor (dB)+儀器讀值 Reading value (dBuV)

其中校正因子 Correction Factor (dB)為 ：

饋線損失+電源阻抗模擬網路損失

5.6 量測結果

**CDD Mode:**

| | | | |
|---|---|---|---|
| 操作模式 | 發射 | | |
| 基本波頻率 | CH 52：5260 MHz | 測試日期 | 106 年 5 月 16 日 |
| 量測場地溫度 | 26℃ | 量測場地濕度 | 77%RH |
| 測試者 | 張君煌 | | |

| | | 6 dB Bandwidth: 9kHz | | | | PHASE: LINE (L) | | | |
|---|---|---|---|---|---|---|---|---|---|
| 輻射頻率 | 校正因子 | 儀器讀值 | | 結果值 | | 限制值 | | 餘裕度 | |
| [MHz] | [dB] | [dB (uV)] | | [dB (uV)] | | [dB (uV)] | | [dB] | |
| | | Q.P. | AV. | Q.P. | AV. | Q.P. | AV. | Q.P. | AV. |
| 0.15000 | 9.62 | 37.85 | 31.30 | 47.47 | 40.92 | 66.00 | 56.00 | -18.53 | -15.08 |
| 0.18906 | 9.62 | 32.50 | 25.65 | 42.12 | 35.27 | 64.08 | 54.08 | -21.96 | -18.81 |
| 0.52891 | 9.65 | 28.58 | 27.19 | 38.23 | 36.84 | 56.00 | 46.00 | -17.77 | -9.16 |
| 3.55859 | 9.82 | 19.78 | 13.16 | 29.60 | 22.98 | 56.00 | 46.00 | -26.40 | -23.02 |
| 9.86719 | 9.94 | 15.32 | 8.81 | 25.26 | 18.75 | 60.00 | 50.00 | -34.74 | -31.25 |
| 26.12109 | 10.10 | 24.89 | 19.05 | 34.99 | 29.15 | 60.00 | 50.00 | -25.01 | -20.85 |

NOTE:

1.Q.P. and AV. are abbreviations of quasi-peak and average individually.
2.The emission levels of other frequencies were very low against the limit.
3.Margin value = Emission level - Limit value
4.Correction factor = Insertion loss + Cable loss
5.Emission Level = Correction Factor + Reading Value.

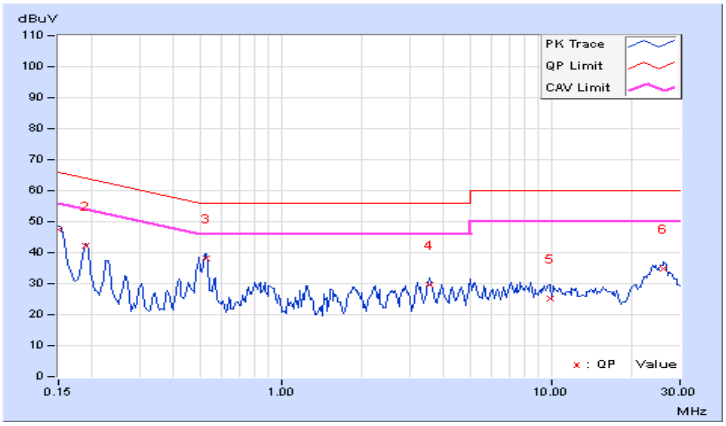

| | | | |
|---|---|---|---|
| 操作模式 | 發射 | | |
| 基本波頻率 | CH 52：5260 MHz | 測試日期 | 106 年 5 月 16 日 |
| 量測場地溫度 | 26℃ | 量測場地濕度 | 77%RH |
| 測試者 | 張君煌 | | |

| | | 6 dB Bandwidth: 9kHz | | | | PHASE: NEUTRAL (N) | | | |
|---|---|---|---|---|---|---|---|---|---|
| 輻射頻率 | 校正因子 | 儀器讀值 | | 結果值 | | 限制值 | | 餘裕度 | |
| [MHz] | [dB] | [dB (uV)] | | [dB (uV)] | | [dB (uV)] | | [dB] | |
| | | Q.P. | AV. | Q.P. | AV. | Q.P. | AV. | Q.P. | AV. |
| 0.15000 | 9.65 | 37.81 | 30.72 | 47.46 | 40.37 | 66.00 | 56.00 | -18.54 | -15.63 |
| 0.18906 | 9.64 | 32.47 | 25.23 | 42.11 | 34.87 | 64.08 | 54.08 | -21.97 | -19.21 |
| 0.52891 | 9.66 | 27.65 | 26.17 | 37.31 | 35.83 | 56.00 | 46.00 | -18.69 | -10.17 |
| 0.82578 | 9.68 | 15.29 | 10.08 | 24.97 | 19.76 | 56.00 | 46.00 | -31.03 | -26.24 |
| 3.56250 | 9.82 | 18.23 | 11.46 | 28.05 | 21.28 | 56.00 | 46.00 | -27.95 | -24.72 |
| 25.96875 | 10.32 | 23.91 | 18.25 | 34.23 | 28.57 | 60.00 | 50.00 | -25.77 | -21.43 |

NOTE:

1.Q.P. and AV. are abbreviations of quasi-peak and average individually.
2.The emission levels of other frequencies were very low against the limit.
3.Margin value = Emission level - Limit value
4.Correction factor = Insertion loss + Cable loss
5.Emission Level = Correction Factor + Reading Value.

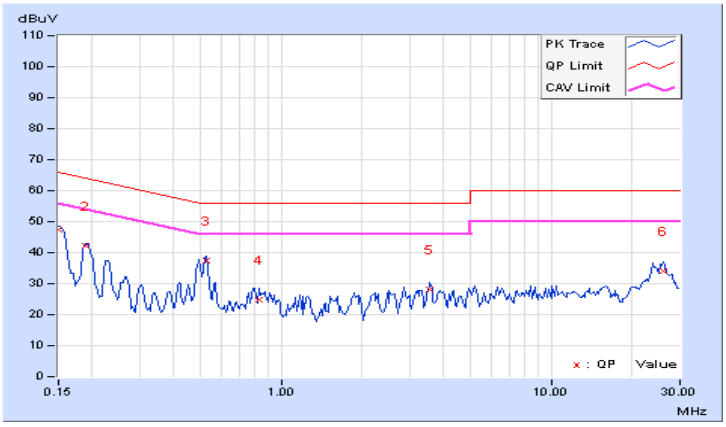


5.7 量測結果判定

依據測試數據結果，符合低功率射頻電機技術規範之要求。

5.8 配置照片

請參照 Test Setup Photos

## 6. 傳導輸出功率量測及發射頻寬之要求

### 6.1 適用標準

| 待測物操作頻帶 | 適用標準 |
|---|---|
| ☐ 5.15 GHz~5.25 GHz | 請見本報告 3.1 節第 6 項(II)及 4 項(II)的規定 |
| ☒ 5.25 GHz~5.35 GHz | 請見本報告 3.1 節第 6 項(III)及 4 項(III)的規定 |
| ☒ 5.470 GHz~5.725 GHz | 請見本報告 3.1 節第 6 項(III)及 4 項(III)的規定 |
| ☐ 5.725 GHz~5.850 GHz | 請見本報告 3.1 節第 6 項(IV)及 4 項(IV)的規定 |

### 6.2 量測方法

傳導輸出功率量測方法:

a) 將待測物輸出經由衰減器接到功率計上。
b) 設定待測物處於連續發射狀態。
c) 計算其最大傳導輸出功率。

對於發射的頻道其中心頻率點低於 5.725GHz, 但其發射頻寬跨越至 5725~5850 MHz 頻帶:

a) 將待測物輸出接到頻譜分析儀上。
b) 設定待測物處於連續發射狀態。
c) 設定頻譜掃瞄寬為 26dB occupied bandwidth。
d) 設置解析頻寬為 1MHz, 視訊頻寬為 3 倍的解析頻寬。
e) 設置測試掃瞄點數要大於 2 倍的(span/RBW)。
f) 設置檢波器為 RMS。
g) 設置掃瞄時間為 auto。
h) 設置 Trigger 模式為 free run (當 Duty cycle 大於 98%); 設置 Trigger 模式為 Video trigger(當 Duty cycle 小於 98%)。
i) 設置 Trace mode 為 average 至少 100 次。
j) 待掃描結果穩定。
k) 使用頻譜的內建 band power 功能,量測 26dB bandwidth 內最大功率值。

發射頻寬量測方法:

a) 將待測物輸出經由衰減器接到頻譜分析儀上。
b) 設定待測物處於連續發射狀態。
c) 最大輸出功率峰值減 26dB 的最大頻率範圍。

## 6.3 量測儀器

峰值傳導輸出功率量測儀器:

| Description & Manufacturer | Model No. | Serial No. | Date Of Calibration | Due Date Of Calibration |
|---|---|---|---|---|
| Anritsu Power Sensor | MA2411B | 0738404 | Apr. 24, 2017 | Apr. 23, 2018 |
| Anritsu Power Meter | ML2495A | 0842014 | Apr. 24, 2017 | Apr. 23, 2018 |

NOTE:
1. The calibration interval of the above test instruments is 12 months and the calibrations are traceable to NML/ROC and NIST/USA.
2. The measurement uncertainty is 1.393dB, which is calculated as per the document ETSI TR 100 028. This uncertainty represents an expanded uncertainty expressed at approximately the 95% confidence level using a coverage factor of k=2.
3. Measurement Bandwidth of ML2495A is 65MHz greater than 6dB bandwidth of emission.

發射頻寬之量測儀器:

| Description & Manufacturer | Model No. | Serial No. | Date Of Calibration | Due Date Of Calibration |
|---|---|---|---|---|
| ROHDE & SCHWARZ Spectrum Analyzer | FSV40 | 101042 | Sep. 29, 2017 | Sep. 28, 2018 |

NOTE:
1. The calibration interval of the above test instruments is 12 months and the calibrations are traceable to NML/ROC and NIST/USA.
2. The measurement uncertainty is 207Hz, which is calculated as per the document ETSI TR 100 028. This uncertainty represents an expanded uncertainty expressed at approximately the 95% confidence level using a coverage factor of k=2.

## 6.4 測試配置

峰值傳導輸出功率測試配置:

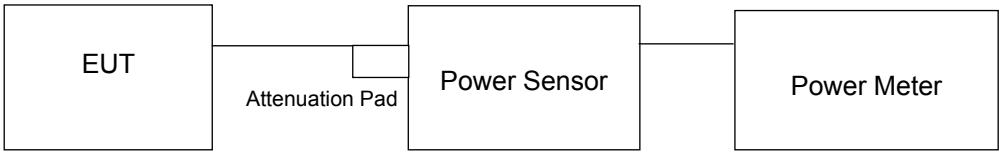


發射頻寬之測試配置:

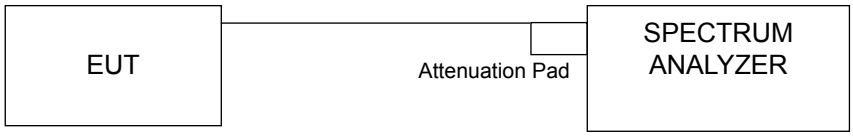

## 6.5 峰值傳導輸出功率之量測結果

**CDD Mode:**

| | | | |
|---|---|---|---|
| 操作模式 | 發射 | 測試日期 | 106 年 10 月 12 日 |
| 測試者 | 李澤洋 | 量測場地溫度/濕度 | 25℃ / 76%RH |

**802.11a**

| Chan. | Chan. Freq. (MHz) | Maximum Conducted Power (dBm) | | Total Power (mW) | Total Power (dBm) | Power Limit (dBm) | Pass/Fail |
|---|---|---|---|---|---|---|---|
| | | Chain 0 | Chain 1 | | | | |
| 52 | 5260 | 12.67 | 13.12 | **39.005** | 15.91 | 23.38 | PASS |
| 60 | 5300 | 12.62 | 13.09 | 38.651 | 15.87 | 23.38 | PASS |
| 64 | 5320 | 12.54 | 13.22 | 38.936 | 15.90 | 23.38 | PASS |
| 100 | 5500 | 17.51 | 18.58 | 128.475 | 21.09 | 23.38 | PASS |
| 116 | 5580 | 17.48 | 18.56 | 127.755 | 21.06 | 23.38 | PASS |
| 132 | 5660 | 17.49 | 18.51 | 127.063 | 21.04 | 23.38 | PASS |
| 140 | 5700 | 17.55 | 18.61 | 129.496 | 21.12 | 23.38 | PASS |

**NOTE:** Gain = 6.62 dBi > 6dBi, so the power limit shall be reduced to 24-(6.62-6) = 23.38dBm.

Chain 0:

1. 11dBm + 10log ( 19.23 ) = 23.84 > 23.38dBm
2. 11dBm + 10log ( 19.26 ) = 23.85 > 23.38dBm
3. 11dBm + 10log ( 19.17 ) = 23.83 > 23.38dBm
4. 11dBm + 10log ( 19.25 ) = 23.84 > 23.38dBm
5. 11dBm + 10log ( 19.24 ) = 23.84 > 23.38dBm
6. 11dBm + 10log ( 19.12 ) = 23.81 > 23.38dBm
7. 11dBm + 10log ( 19.31 ) = 23.86 > 23.38dBm

Chain 1:

1. 11dBm + 10log ( 19.22 ) = 23.84 > 23.38dBm
2. 11dBm + 10log ( 19.29 ) = 23.85 > 23.38dBm
3. 11dBm + 10log ( 19.22 ) = 23.84 > 23.38dBm
4. 11dBm + 10log ( 19.09 ) = 23.81 > 23.38dBm
5. 11dBm + 10log ( 19.20 ) = 23.83 > 23.38dBm
6. 11dBm + 10log ( 19.28 ) = 23.85 > 23.38dBm
7. 11dBm + 10log ( 19.38 ) = 23.87 > 23.38dBm

## 802.11ac (20MHz)

| Chan. | Chan. Freq. (MHz) | Maximum Conducted Power (dBm) | | Total Power (mW) | Total Power (dBm) | Power Limit (dBm) | Pass/Fail |
|---|---|---|---|---|---|---|---|
| | | Chain 0 | Chain 1 | | | | |
| 52 | 5260 | 12.52 | 13.18 | 38.662 | 15.87 | 23.38 | PASS |
| 60 | 5300 | 12.48 | 13.21 | 38.642 | 15.87 | 23.38 | PASS |
| 64 | 5320 | 12.51 | 13.24 | 38.910 | 15.90 | 23.38 | PASS |
| 100 | 5500 | 17.30 | 18.48 | 124.172 | 20.94 | 23.38 | PASS |
| 116 | 5580 | 17.28 | 18.50 | 124.251 | 20.94 | 23.38 | PASS |
| 132 | 5660 | 17.33 | 18.47 | 124.382 | 20.95 | 23.38 | PASS |
| 140 | 5700 | 17.26 | 18.44 | 123.034 | 20.90 | 23.38 | PASS |

**NOTE:** Gain = 6.62 dBi > 6dBi, so the power limit shall be reduced to 24-(6.62-6) = 23.38dBm.

Chain 0:
1. 11dBm + 10log ( 20.32 ) = 24.08 > 23.38dBm
2. 11dBm + 10log ( 20.39 ) = 24.09 > 23.38dBm
3. 11dBm + 10log ( 20.32 ) = 24.08 > 23.38dBm
4. 11dBm + 10log ( 20.57 ) = 24.13 > 23.38dBm
5. 11dBm + 10log ( 20.37 ) = 24.09 > 23.38dBm
6. 11dBm + 10log ( 20.12 ) = 24.04 > 23.38dBm
7. 11dBm + 10log ( 20.33 ) = 24.08 > 23.38dBm

Chain 1:
1. 11dBm + 10log ( 20.31 ) = 24.08 > 23.38dBm
2. 11dBm + 10log ( 20.30 ) = 24.07 > 23.38dBm
3. 11dBm + 10log ( 20.36 ) = 24.09 > 23.38dBm
4. 11dBm + 10log ( 20.28 ) = 24.07 > 23.38dBm
5. 11dBm + 10log ( 20.21 ) = 24.06 > 23.38dBm
6. 11dBm + 10log ( 20.43 ) = 24.10 > 23.38dBm
7. 11dBm + 10log ( 20.47 ) = 24.11 > 23.38dBm

## 802.11ac (40MHz)

| Chan. | Chan. Freq. (MHz) | Maximum Conducted Power (dBm) | | Total Power (mW) | Total Power (dBm) | Power Limit (dBm) | Pass/Fail |
|---|---|---|---|---|---|---|---|
| | | Chain 0 | Chain 1 | | | | |
| 54 | 5270 | 12.54 | 13.12 | 38.459 | 15.85 | 23.38 | PASS |
| 62 | 5310 | 12.52 | 13.16 | 38.566 | 15.86 | 23.38 | PASS |
| 102 | 5510 | 19.31 | 20.35 | **193.703** | 22.87 | 23.38 | PASS |
| 110 | 5550 | 19.14 | 20.36 | 190.678 | 22.80 | 23.38 | PASS |
| 134 | 5670 | 19.12 | 20.34 | 189.801 | 22.78 | 23.38 | PASS |

**NOTE:** Gain = 6.62 dBi > 6dBi, so the power limit shall be reduced to 24-(6.62-6) = 23.38dBm.

Chain 0:
1. 11dBm + 10log ( 39.79 ) = 27.00 > 23.38dBm
2. 11dBm + 10log ( 39.71 ) = 26.99 > 23.38dBm
3. 11dBm + 10log ( 39.88 ) = 27.01 > 23.38dBm
4. 11dBm + 10log ( 39.89 ) = 27.01 > 23.38dBm
5. 11dBm + 10log ( 39.98 ) = 27.02 > 23.38dBm

Chain 1:
1. 11dBm + 10log ( 39.96 ) = 27.02 > 23.38dBm
2. 11dBm + 10log ( 39.67 ) = 26.98 > 23.38dBm
3. 11dBm + 10log ( 39.89 ) = 27.01 > 23.38dBm
4. 11dBm + 10log ( 39.88 ) = 27.01 > 23.38dBm
5. 11dBm + 10log ( 39.98 ) = 27.02 > 23.38dBm

### 802.11ac (80MHz)

| Chan. | Chan. Freq. (MHz) | Maximum Conducted Power (dBm) | | Total Power (mW) | Total Power (dBm) | Power Limit (dBm) | Pass/Fail |
|---|---|---|---|---|---|---|---|
| | | Chain 0 | Chain 1 | | | | |
| 58 | 5290 | 12.48 | 13.11 | 38.165 | 15.82 | 23.38 | PASS |
| 106 | 5530 | 19.16 | 20.32 | 190.061 | 22.79 | 23.38 | PASS |
| 122 | 5610 | 19.15 | 20.35 | 190.617 | 22.80 | 23.38 | PASS |

**NOTE:** Gain = 6.62 dBi > 6dBi, so the power limit shall be reduced to 24-(6.62-6) = 23.38dBm.

Chain 0:

1. 11dBm + 10log ( 83.85 ) = 30.24 > 23.38dBm
2. 11dBm + 10log ( 83.95 ) = 30.24 > 23.38dBm
3. 11dBm + 10log ( 83.85 ) = 30.24 > 23.38dBm

Chain 1:

1. 11dBm + 10log ( 83.99 ) = 30.24 > 23.38dBm
2. 11dBm + 10log ( 83.78 ) = 30.23 > 23.38dBm
3. 11dBm + 10log ( 83.78 ) = 30.23 > 23.38dBm

## Beamforming Mode:

### 802.11ac (20MHz)

| Chan. | Chan. Freq. (MHz) | Maximum Conducted Power (dBm) | | Total Power (mW) | Total Power (dBm) | Power Limit (dBm) | Pass/Fail |
|---|---|---|---|---|---|---|---|
| | | Chain 0 | Chain 1 | | | | |
| 52 | 5260 | 9.50 | 10.15 | 19.264 | 12.85 | 20.56 | PASS |
| 60 | 5300 | 9.48 | 10.17 | 19.271 | 12.85 | 20.56 | PASS |
| 64 | 5320 | 9.49 | 10.20 | 19.363 | 12.87 | 20.56 | PASS |
| 100 | 5500 | 15.94 | 17.25 | 92.352 | 19.65 | 20.56 | PASS |
| 116 | 5580 | 16.74 | 17.98 | 110.012 | 20.41 | 20.56 | PASS |
| 132 | 5660 | 16.77 | 17.94 | 109.764 | 20.40 | 20.56 | PASS |
| 140 | 5700 | 15.12 | 16.66 | 78.854 | 18.97 | 20.56 | PASS |

**NOTE:** Directional gain = 10 log[$(10^{G1/20} + 10^{G2/20} + ... + 10^{GN/20})^2$ / 2] = 9.44dBi >6dBi, so the Power limit shall be reduced to 24-(9.44-6) = 20.56dBm

Chain 0:
1. 11dBm + 10log ( 20.32 ) = 24.08 > 20.56dBm
2. 11dBm + 10log ( 20.39 ) = 24.09 > 20.56dBm
3. 11dBm + 10log ( 20.32 ) = 24.08 > 20.56dBm
4. 11dBm + 10log ( 20.57 ) = 24.13 > 20.56dBm
5. 11dBm + 10log ( 20.37 ) = 24.09 > 20.56dBm
6. 11dBm + 10log ( 20.12 ) = 24.04 > 20.56dBm
7. 11dBm + 10log ( 20.33 ) = 24.08 > 20.56dBm

Chain 1:
1. 11dBm + 10log ( 20.31 ) = 24.08 > 20.56dBm
2. 11dBm + 10log ( 20.30 ) = 24.07 > 20.56dBm
3. 11dBm + 10log ( 20.36 ) = 24.09 > 20.56dBm
4. 11dBm + 10log ( 20.28 ) = 24.07 > 20.56dBm
5. 11dBm + 10log ( 20.21 ) = 24.06 > 20.56dBm
6. 11dBm + 10log ( 20.43 ) = 24.10 > 20.56dBm
7. 11dBm + 10log ( 20.47 ) = 24.11 > 20.56dBm

### 802.11ac (40MHz)

| Chan. | Chan. Freq. (MHz) | Maximum Conducted Power (dBm) | | Total Power (mW) | Total Power (dBm) | Power Limit (dBm) | Pass/Fail |
|---|---|---|---|---|---|---|---|
| | | Chain 0 | Chain 1 | | | | |
| 54 | 5270 | 9.52 | 10.13 | 19.258 | 12.85 | 20.56 | PASS |
| 62 | 5310 | 9.51 | 10.18 | 19.356 | 12.87 | 20.56 | PASS |
| 102 | 5510 | 15.01 | 16.32 | 74.551 | 18.72 | 20.56 | PASS |
| 110 | 5550 | 16.55 | 17.81 | 105.581 | 20.24 | 20.56 | PASS |
| 134 | 5670 | 16.59 | 17.84 | 106.418 | 20.27 | 20.56 | PASS |

**NOTE:** Directional gain = 10 log[$(10^{G1/20} + 10^{G2/20} + ... + 10^{GN/20})^2$ / 2] = 9.44dBi >6dBi, so the Power limit shall be reduced to 24-(9.44-6) = 20.56dBm

Chain 0:
1. 11dBm + 10log ( 39.79 ) = 27.00 > 20.56dBm
2. 11dBm + 10log ( 39.71 ) = 26.99 > 20.56dBm
3. 11dBm + 10log ( 39.88 ) = 27.01 > 20.56dBm
4. 11dBm + 10log ( 39.89 ) = 27.01 > 20.56dBm
5. 11dBm + 10log ( 39.98 ) = 27.02 > 20.56dBm

Chain 1:
1. 11dBm + 10log ( 39.96 ) = 27.02 > 20.56dBm
2. 11dBm + 10log ( 39.67 ) = 26.98 > 20.56dBm
3. 11dBm + 10log ( 39.89 ) = 27.01 > 20.56dBm
4. 11dBm + 10log ( 39.88 ) = 27.01 > 20.56dBm
5. 11dBm + 10log ( 39.98 ) = 27.02 > 20.56dBm

### 802.11ac (80MHz)

| Chan. | Chan. Freq. (MHz) | Maximum Conducted Power (dBm) | | Total Power (mW) | Total Power (dBm) | Power Limit (dBm) | Pass/Fail |
|---|---|---|---|---|---|---|---|
| | | Chain 0 | Chain 1 | | | | |
| 58 | 5290 | 9.47 | 10.18 | 19.274 | 12.85 | 20.56 | PASS |
| 106 | 5530 | 14.20 | 15.28 | 60.032 | 17.78 | 20.56 | PASS |
| 122 | 5610 | 16.52 | 17.79 | 104.992 | 20.21 | 20.56 | PASS |

**NOTE:** Directional gain = 10 log[($10^{G1/20}$ + $10^{G2/20}$ + ... + $10^{GN/20}$)$^2$ / 2] = 9.44dBi >6dBi, so the Power limit shall be reduced to 24-(9.44-6) = 20.56dBm

Chain 0:
1. 11dBm + 10log ( 83.85 ) = 30.24 > 20.56dBm
2. 11dBm + 10log ( 83.95 ) = 30.24 > 20.56dBm
3. 11dBm + 10log ( 83.85 ) = 30.24 > 20.56dBm

Chain 1:
1. 11dBm + 10log ( 83.99 ) = 30.24 > 20.56dBm
2. 11dBm + 10log ( 83.78 ) = 30.23 > 20.56dBm
3. 11dBm + 10log ( 83.78 ) = 30.23 > 20.56dBm

## CDD Mode:

### 26dB Bandwidth:

#### 802.11a

| Channel | Channel Frequency (MHz) | 26dBc Bandwidth (MHz) | |
|---|---|---|---|
| | | Chain 0 | Chain 1 |
| 52 | 5260 | 19.23 | 19.22 |
| 60 | 5300 | 19.26 | 19.29 |
| 64 | 5320 | 19.17 | 19.22 |
| 100 | 5500 | 19.25 | 19.09 |
| 116 | 5580 | 19.24 | 19.20 |
| 132 | 5660 | 19.12 | 19.28 |
| 140 | 5700 | 19.31 | 19.38 |

#### 802.11ac (20MHz)

| Channel | Channel Frequency (MHz) | 26dBc Bandwidth (MHz) | |
|---|---|---|---|
| | | Chain 0 | Chain 1 |
| 52 | 5260 | 20.32 | 20.31 |
| 60 | 5300 | 20.39 | 20.30 |
| 64 | 5320 | 20.32 | 20.36 |
| 100 | 5500 | 20.57 | 20.28 |
| 116 | 5580 | 20.37 | 20.21 |
| 132 | 5660 | 20.12 | 20.43 |
| 140 | 5700 | 20.33 | 20.47 |

#### 802.11ac (40MHz)

| Channel | Channel Frequency (MHz) | 26dBc Bandwidth (MHz) | |
|---|---|---|---|
| | | Chain 0 | Chain 1 |
| 54 | 5270 | 39.79 | 39.96 |
| 62 | 5310 | 39.71 | 39.67 |
| 102 | 5510 | 39.88 | 39.89 |
| 110 | 5550 | 39.89 | 39.88 |
| 134 | 5670 | 39.98 | 39.98 |

## 802.11ac (80MHz)

| Channel | Channel Frequency (MHz) | 26dBc Bandwidth (MHz) | |
|---|---|---|---|
| | | Chain 0 | Chain 1 |
| 58 | 5290 | 83.85 | 83.99 |
| 106 | 5530 | 83.95 | 83.78 |
| 122 | 5610 | 83.85 | 83.78 |

**此測試圖僅放測試結果最差的頻道。

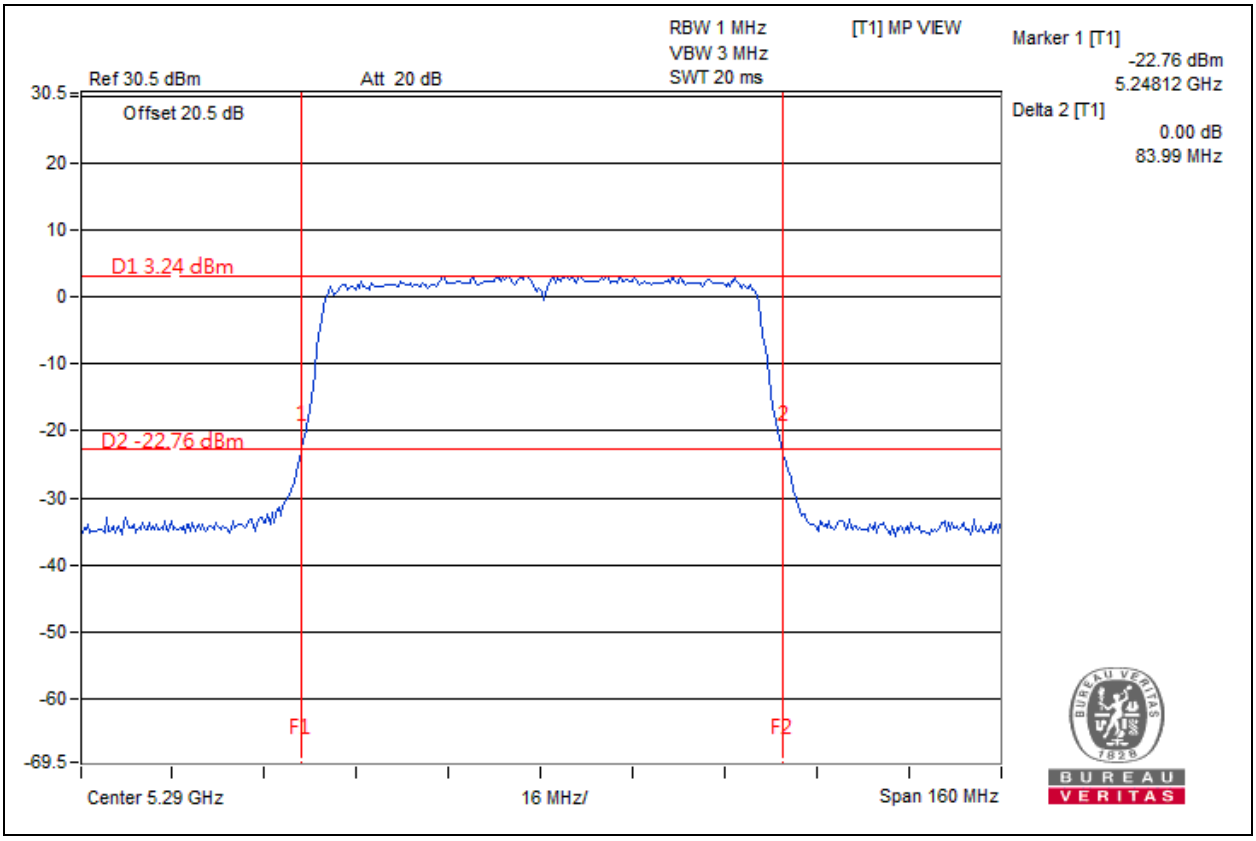


6.6 量測結果判定

依據測試數據結果，符合低功率射頻電機技術規範之要求。

## 7. 功率頻譜密度之量測

### 7.1 適用標準

| | 待測物操作頻帶 | 適用標準 |
|---|---|---|
| ☐ | 5.15 GHz~5.25 GHz | 請見本報告 3.1 節第 7 項(II)及 4 項(II)的規定 |
| ☒ | 5.25 GHz~5.35 GHz | 請見本報告 3.1 節第 7 項(III)及 4 項(III)的規定 |
| ☒ | 5.470 GHz~5.725 GHz | 請見本報告 3.1 節第 7 項(III)及 4 項(III)的規定 |
| ☐ | 5.725 GHz~5.850 GHz | 請見本報告 3.1 節第 7 項(IV)及 4 項(IV)的規定 |

### 7.2 量測方法

| | 待測物操作頻帶 | KDB 789033 D02 量測方法 | KDB 662911 D01 量測方法 |
|---|---|---|---|
| ☐ | 5.15 GHz~5.25 GHz | ☐SA-1 ☐SA-1 alternative<br>☐SA-2 ☐SA-2 alternative<br>☐SA-3 ☐SA-3 alternative | ☐Section E)2)a)<br>☐Section E)2)b)<br>☐Section E)2)c) |
| ☒ | 5.25 GHz~5.35 GHz | ☐SA-1 ☐SA-1 alternative<br>☒SA-2 ☐SA-2 alternative<br>☐SA-3 ☐SA-3 alternative | ☒Section E)2)a)<br>☐Section E)2)b)<br>☐Section E)2)c) |
| ☒ | 5.470 GHz~5.725 GHz | ☐SA-1 ☐SA-1 alternative<br>☒SA-2 ☐SA-2 alternative<br>☐SA-3 ☐SA-3 alternative | ☒Section E)2)a)<br>☐Section E)2)b)<br>☐Section E)2)c) |
| ☐ | 5.725 GHz~5.850 GHz | ☐SA-1 ☐SA-1 alternative<br>☐SA-2 ☐SA-2 alternative<br>☐SA-3 ☐SA-3 alternative | ☐Section E)2)a)<br>☐Section E)2)b)<br>☐Section E)2)c) |

Using method SA-2:
1) Set span to encompass the entire emission bandwidth (EBW) of the signal.
2) Set RBW = 1 MHz, Set VBW ≥ 3 MHz, Detector = RMS
3) Sweep time = auto, trigger set to “free run”.
4) Trace average at least 100 traces in power averaging mode.
5) Record the max value

7.3 量測功率頻譜密度之儀器

| Description & Manufacturer | Model No. | Serial No. | Date Of Calibration | Due Date Of Calibration |
|---|---|---|---|---|
| ROHDE & SCHWARZ Spectrum Analyzer | FSV40 | 101042 | Sep. 29, 2017 | Sep. 28, 2018 |

NOTE:

3. The calibration interval of the above test instruments is 12 months and the calibrations are traceable to NML/ROC and NIST/USA.
4. The measurement uncertainty is 207Hz, which is calculated as per the document ETSI TR 100 028. This uncertainty represents an expanded uncertainty expressed at approximately the 95% confidence level using a coverage factor of k=2.

7.4 功率頻譜密度之測試配置

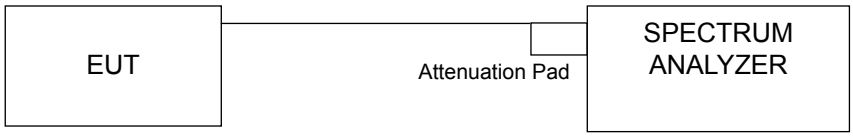

## 7.5 功率頻譜密度之量測結果

**CDD Mode:**

| | | | |
|---|---|---|---|
| 操作模式 | 發射 | 測試日期 | 106 年 10 月 12 日 |
| 測試者 | 李澤洋 | 量測場地溫度/濕度 | 25℃ / 76%RH |

**802.11a**

| Chan. | Chan. Freq. (MHz) | PSD (dBm/MHz) | | Duty Factor | Total Power Density (dBm/MHz) | MAX. Limit (dBm/MHz) | Pass / Fail |
|---|---|---|---|---|---|---|---|
| | | Chain 0 | Chain 1 | | | | |
| 52 | 5260 | -0.49 | -0.51 | 0.17 | 2.68 | 7.56 | Pass |
| 60 | 5300 | -0.68 | -0.62 | 0.17 | 2.53 | 7.56 | Pass |
| 64 | 5320 | -0.45 | -0.43 | 0.17 | 2.74 | 7.56 | Pass |
| 100 | 5500 | 4.11 | 4.12 | 0.17 | 7.30 | 7.56 | Pass |
| 120 | 5600 | 4.09 | 4.14 | 0.17 | 7.30 | 7.56 | Pass |
| 132 | 5660 | 4.10 | 4.13 | 0.17 | 7.30 | 7.56 | Pass |
| 140 | 5700 | 4.15 | 4.15 | 0.17 | 7.33 | 7.56 | Pass |

**Note:** 1. Method a) of power density measurement of KDB 662911 is using for calculating total power density. Total power density is summing entire spectra across corresponding frequency bins on the various outputs by computer.

2. Directional gain = 10 log[$(10^{G1/20} + 10^{G2/20} + ... + 10^{GN/20})^2$ / 2] = 9.44dBi >6dBi, so the PSD limit shall be reduced to 11-(9.44-6) = 7.56dBm

3. Refer to section 2 for duty cycle spectrum plot.

**802.11ac (20MHz)**

| Chan. | Chan. Freq. (MHz) | PSD (dBm/MHz) | | Total Power Density (dBm/MHz) | MAX. Limit (dBm/MHz) | Pass / Fail |
|---|---|---|---|---|---|---|
| | | Chain 0 | Chain 1 | | | |
| 52 | 5260 | -1.21 | -1.20 | 1.81 | 7.56 | Pass |
| 60 | 5300 | -1.27 | -1.25 | 1.75 | 7.56 | Pass |
| 64 | 5320 | -1.04 | -1.03 | 1.98 | 7.56 | Pass |
| 100 | 5500 | 4.32 | 4.34 | 7.34 | 7.56 | Pass |
| 120 | 5600 | 4.30 | 4.36 | 7.34 | 7.56 | Pass |
| 132 | 5660 | 4.31 | 4.36 | 7.35 | 7.56 | Pass |
| 140 | 5700 | 4.27 | 4.29 | 7.29 | 7.56 | Pass |

**Note:** 1. Method a) of power density measurement of KDB 662911 is using for calculating total power density. Total power density is summing entire spectra across corresponding frequency bins on the various outputs by computer.

2. Directional gain = 10 log[$(10^{G1/20} + 10^{G2/20} + ... + 10^{GN/20})^2$ / 2] = 9.44dBi >6dBi, so the PSD limit shall be reduced to 11-(9.44-6) = 7.56dBm

## 802.11ac (40MHz)

| Chan. | Chan. Freq. (MHz) | PSD (dBm/MHz) | | Duty Factor | Total Power Density (dBm/MHz) | MAX. Limit (dBm/MHz) | Pass / Fail |
|---|---|---|---|---|---|---|---|
| | | Chain 0 | Chain 1 | | | | |
| 54 | 5270 | -3.83 | -3.80 | 0.22 | -0.58 | 7.56 | Pass |
| 62 | 5310 | -3.81 | -3.84 | 0.22 | -0.59 | 7.56 | Pass |
| 102 | 5510 | 3.59 | 3.55 | 0.22 | 6.80 | 7.56 | Pass |
| 110 | 5550 | 3.55 | 3.58 | 0.22 | 6.80 | 7.56 | Pass |
| 134 | 5670 | 3.64 | 3.68 | 0.22 | 6.89 | 7.56 | Pass |

**Note:** 1. Method a) of power density measurement of KDB 662911 is using for calculating total power density. Total power density is summing entire spectra across corresponding frequency bins on the various outputs by computer.

2. Directional gain = 10 log[$(10^{G1/20} + 10^{G2/20} + ... + 10^{GN/20})^2$ / 2] = 9.44dBi >6dBi, so the PSD limit shall be reduced to 11-(9.44-6) = 7.56dBm

3. Refer to section 2 for duty cycle spectrum plot.

## 802.11ac (80MHz)

| Chan. | Chan. Freq. (MHz) | PSD (dBm/MHz) | | Duty Factor | Total Power Density (dBm/MHz) | MAX. Limit (dBm/MHz) | Pass / Fail |
|---|---|---|---|---|---|---|---|
| | | Chain 0 | Chain 1 | | | | |
| 58 | 5290 | -7.54 | -7.44 | 0.38 | -4.10 | 7.56 | Pass |
| 106 | 5530 | 0.52 | 0.55 | 0.38 | 3.93 | 7.56 | Pass |
| 122 | 5610 | 0.58 | 0.54 | 0.38 | 3.95 | 7.56 | Pass |

**Note:** 1. Method a) of power density measurement of KDB 662911 is using for calculating total power density. Total power density is summing entire spectra across corresponding frequency bins on the various outputs by computer.

2. Directional gain = 10 log[$(10^{G1/20} + 10^{G2/20} + ... + 10^{GN/20})^2$ / 2] = 9.44dBi >6dBi, so the PSD limit shall be reduced to 11-(9.44-6) = 7.56dBm

3. Refer to section 2 for duty cycle spectrum plot.

**此測試圖僅放測試結果最差的頻道。

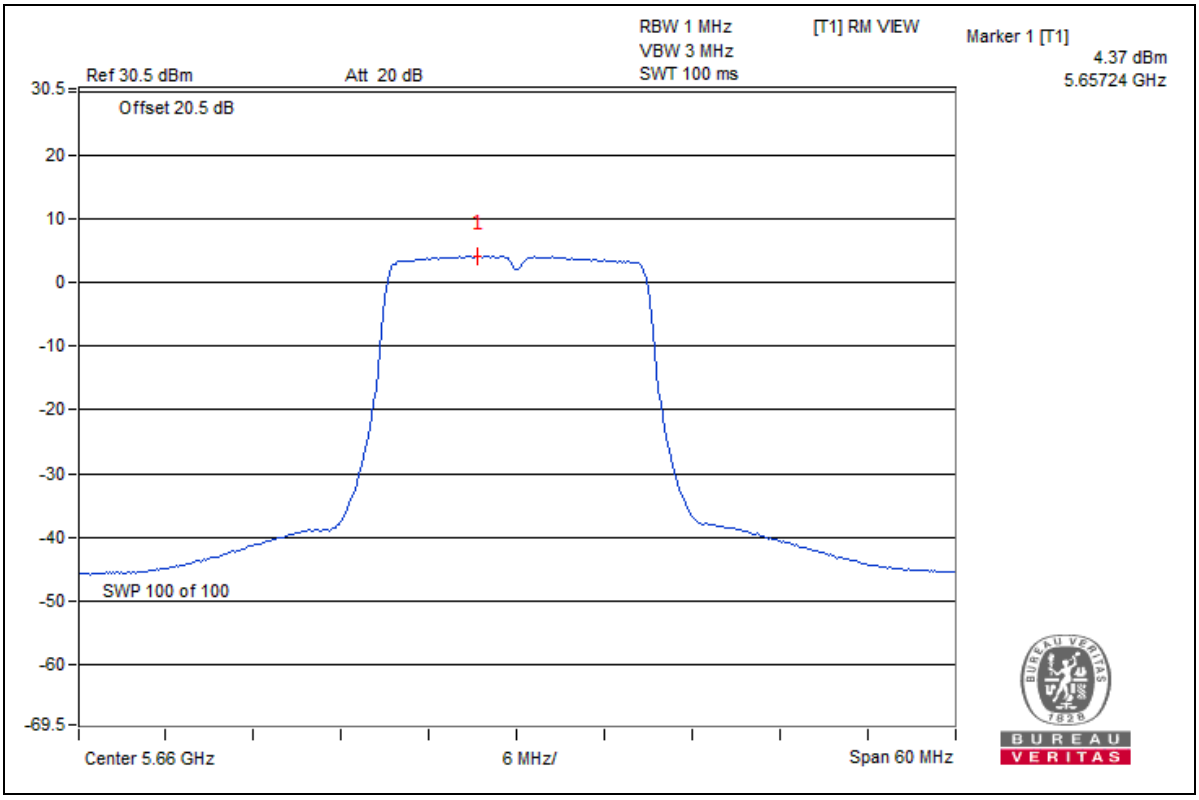


## 7.6 量測結果判定

依據測試數據結果，符合低功率射頻電機技術規範之要求。

## 8. 電波暴露量之評估

8.1 適用標準

請見本報告 3.1 節第 12 項的規定。

8.2 評估方法

a) 以 7.5 及 11.5 節所測得的最大輸出功率值再加上待測物天線的增益值(Gain)帶入下面公式換算出待測物所輻射的功率密度。

b) Pd = (Pout*G) / (4*pi*$r^2$)

where

Pd = power density in mW/$cm^2$

Pout = output power to antenna in mW

G = gain of antenna in linear scale

Pi = 3.1416

R = distance between observation point and center of the radiator in cm

8.3 評估結果

| 電波暴露量之評估 |
|---|
| ☐ 待測物並非是 WLAN AP/Router 產品，不需進行電波暴露量之評估 |
| ☒ 待測物為 WLAN AP/Router 產品，需進行電波暴露量之評估 |

| Frequency Band (MHz) | Max Power (dBm) | Antenna Gain (dBi) | Distance (cm) | Power Density (mW/$cm^2$) | Limit (mW/$cm^2$) | Pass/ Fail |
|---|---|---|---|---|---|---|
| 2412-2462 (Original Approved) | 27.49 | 11.32 | 31 | 0.6296 | 1 | Pass |
| 5180-5240 (Original Approved) | 13.87 | 9.98 | 31 | 0.0201 | 1 | Pass |
| 5260-5320 | 15.91 | 9.44 | 31 | 0.0284 | 1 | Pass |
| 5500-5700 | 22.87 | 9.44 | 31 | 0.1410 | 1 | Pass |
| 5745-5825 (Original Approved) | 26.46 | 9.44 | 31 | 0.3222 | 1 | Pass |

NOTE:
2.4GHz Directional gain = 10 log[($10^{G1/20}$ + $10^{G2/20}$ + ... + $10^{GN/20}$)$^2$ / 2] = 11.32dBi
5.0GHz Directional gain = 10 log[($10^{G1/20}$ + $10^{G2/20}$ + ... + $10^{GN/20}$)$^2$ / 2] = 9.98dBi (For 5180-5240MHz)
5.0GHz Directional gain = 10 log[($10^{G1/20}$ + $10^{G2/20}$ + ... + $10^{GN/20}$)$^2$ / 2] = 9.44dBi (For 5260-5320MHz, 5500-5700MHz, 5745-5825MHz)
The Max Power = Max tune up power

**Conclusion:**

The formula of calculated the MPE is:

CPD1 / LPD1 + CPD2 / LPD2 + ……etc. < 1

CPD = Calculation power density

LPD = Limit of power density

WLAN 2.4GHz + WLAN 5GHz = 0.6296 + 0.3222 = 0.9518

**Therefore the maximum calculations of above situations are less than the “1” limit.**

附錄：動態頻率選擇

## 1 EUT Information

### 1.1 Operating Frequency Bands and Mode of EUT

TABLE 1: Operating Frequency Bands And Mode Of EUT

| Operational Mode | Operating Frequency Range | |
|---|---|---|
| | 5250~5350MHz | 5470~5725MHz |
| Master | ✓ | ✓ |

### 1.2 EUT Software and Firmware Version

Table 2: The EUT Software/Firmware Version

| No. | Product | Model No. | Software/Firmware Version |
|---|---|---|---|
| 1 | AP1251 無線基地台 | OAW-AP1251 | 3.0.2.4908 |

### 1.3 Description of Available Antennas to The EUT

Table 3: Antenna List

| Antenna No. | Antenna Type | Operation Frequency Range (MHz) | Gain (dBi) |
|---|---|---|---|
| 1 | Omni | 5250-5725 | 6.62 |
| 2 | Omni | 5250-5725 | 6.24 |

Maximum Correlated Directional Gain = $10 \log[(10^{G1/20} + 10^{G2/20} + \ldots + 10^{GN/20})^2 / N_{ANT}]$ dBi

Note: 5250~57250MHz: Directional Gain = 9.44 dBi

## 1.4 EUT Maximum and Minimum Conducted Power

Table 4: The Measured Conducted Output Power

**CDD Mode**

**802.11a**

| Frequency Band (MHz) | MAX. Power | |
|---|---|---|
| | Output Power(dBm) | Output Power(mW) |
| 5250~5350 | 15.91 | 38.994 |
| 5470~5725 | 21.12 | 129.420 |

**802.11ac 20MHz**

| Frequency Band (MHz) | MAX. Power | |
|---|---|---|
| | Output Power(dBm) | Output Power(mW) |
| 5250~5350 | 15.90 | 38.905 |
| 5470~5725 | 20.95 | 124.451 |

**802.11ac 40MHz**

| Frequency Band (MHz) | MAX. Power | |
|---|---|---|
| | Output Power(dBm) | Output Power(mW) |
| 5250~5350 | 15.86 | 38.548 |
| 5470~5725 | 22.87 | 193.642 |

**802.11ac 80MHz**

| Frequency Band (MHz) | MAX. Power | |
|---|---|---|
| | Output Power(dBm) | Output Power(mW) |
| 5250~5350 | 15.82 | 38.194 |
| 5470~5725 | 22.80 | 190.546 |

**Beamforming Mode**

**802.11ac 20MHz**

| Frequency Band (MHz) | MAX. Power | |
|---|---|---|
| | Output Power(dBm) | Output Power(mW) |
| 5250~5350 | 12.87 | 19.364 |
| 5470~5725 | 20.41 | 109.901 |

**802.11ac 40MHz**

| Frequency Band (MHz) | MAX. Power | |
|---|---|---|
| | Output Power(dBm) | Output Power(mW) |
| 5250~5350 | 12.87 | 19.364 |
| 5470~5725 | 20.27 | 106.414 |

**802.11ac 80MHz**

| Frequency Band (MHz) | MAX. Power | |
|---|---|---|
| | Output Power(dBm) | Output Power(mW) |
| 5250~5350 | 12.85 | 19.275 |
| 5470~5725 | 20.21 | 104.954 |

## 1.5 EUT Maximum and Minimum EIRP Power

Table 5: The EIRP Output Power List

**CDD Mode**

**802.11a**

| Frequency Band (MHz) | MAX. Power | |
|---|---|---|
| | Output Power(dBm) | Output Power(mW) |
| 5250~5350 | 22.53 | 179.061 |
| 5470~5725 | 27.74 | 594.292 |

**802.11ac 20MHz**

| Frequency Band (MHz) | MAX. Power | |
|---|---|---|
| | Output Power(dBm) | Output Power(mW) |
| 5250~5350 | 22.52 | 178.649 |
| 5470~5725 | 27.57 | 571.479 |

**802.11ac 40MHz**

| Frequency Band (MHz) | MAX. Power | |
|---|---|---|
| | Output Power(dBm) | Output Power(mW) |
| 5250~5350 | 22.48 | 177.011 |
| 5470~5725 | 29.49 | 889.201 |

**802.11ac 80MHz**

| Frequency Band (MHz) | MAX. Power | |
|---|---|---|
| | Output Power(dBm) | Output Power(mW) |
| 5250~5350 | 22.44 | 175.388 |
| 5470~5725 | 29.42 | 874.984 |

**Beamforming Mode**

**802.11ac 20MHz**

| Frequency Band (MHz) | MAX. Power | |
|---|---|---|
| | Output Power(dBm) | Output Power(mW) |
| 5250~5350 | 22.31 | 170.216 |
| 5470~5725 | 29.85 | 966.051 |

**802.11ac 40MHz**

| Frequency Band (MHz) | MAX. Power | |
|---|---|---|
| | Output Power(dBm) | Output Power(mW) |
| 5250~5350 | 22.31 | 170.216 |
| 5470~5725 | 29.71 | 935.406 |

**802.11ac 80MHz**

| Frequency Band (MHz) | MAX. Power | |
|---|---|---|
| | Output Power(dBm) | Output Power(mW) |
| 5250~5350 | 22.29 | 169.434 |
| 5470~5725 | 29.65 | 922.571 |

## 1.6 Transmit Power Control (TPC)

U-NII devices operating in the 5.25-5.35 GHz band and the 5.47-5.725 GHz band shall employ a TPC mechanism. The U-NII device is required to have the capability to operate at least 6 dB below the mean EIRP value of 30 dBm. A TPC mechanism is not required for systems with an e.i.r.p. of less than 500 mW.

Maximum EIRP of this device is 966.051 mW which more than 500mW, therefore it's require TPC function.

## 1.7 Statement of Manufacturer

Manufacturer statement confirming that information regarding the parameters of the detected Radar Waveforms is not available to the end user.

## 2 U-NII DFS Rule Requirements

### 2.1 Working Modes and Required Test Items

The manufacturer shall state whether the UUT is capable of operating as a Master and/or a Client. If the UUT is capable of operating in more than one operating mode then each operating mode shall be tested separately. See tables 6 and 7 for the applicability of DFS requirements for each of the operational modes.

Table 6: Applicability of DFS Requirements Prior To Use a Channel

| Requirement | Operational Mode | | |
|---|---|---|---|
| | Master | Client without radar detection | Client with radar detection |
| Non-Occupancy Period | ✓ | ✓ note | ✓ |
| DFS Detection Threshold | ✓ | Not required | ✓ |
| Channel Availability Check Time | ✓ | Not required | Not required |
| U-NII Detection Bandwidth | ✓ | Not required | ✓ |
| Note: Per KDB 905462 D03 UNII Clients Without Radar Detection New Rules v01r02 section (b)(5/6), If the client moves with the master, the device is considered compliant if nothing appears in the client non-occupancy period test. For devices that shut down (rather than moving channels), no beacons should appear. An analyzer plot that contains a single 30-minute sweep on the original channel. | | | |

Table 7: Applicability of DFS Requirements During Normal Operation.

| Requirement | Operational Mode | |
|---|---|---|
| | Master or Client with radar detection | Client without radar detection |
| DFS Detection Threshold | ✓ | Not required |
| Channel Closing Transmission Time | ✓ | ✓ |
| Channel Move Time | ✓ | ✓ |
| U-NII Detection Bandwidth | ✓ | Not required |

| Additional requirements for devices with multiple bandwidth modes | Master or Client with radar detection | Client without radar detection |
|---|---|---|
| U-NII Detection Bandwidth and Statistical Performance Check | All BW modes must be tested | Not required |
| Channel Move Time and Channel Closing Transmission Time | Test using widest BW mode available | Test using the widest BW mode available for the link |
| All other tests | Any single BW mode | Not required |
| Note: Frequencies selected for statistical performance check (Section 7.8.4) should include several frequencies within the radar detection bandwidth and frequencies near the edge of the radar detection bandwidth. For 802.11 devices it is suggested to select frequencies in each of the bonded 20 MHz channels and the channel center frequency. | | |

## 2.2 Test Limits And Radar Signal Parameters

**Detection Threshold Values**

Table 8: DFS Detection Thresholds For Master Devices And Client Devices With Radar Detection

| Maximum Transmit Power | Value (See Notes 1, 2, and 3) |
|---|---|
| EIRP ≥ 200 milliwatt | -64 dBm |
| EIRP < 200 milliwatt and power spectral density < 10 dBm/MHz | -62 dBm |
| EIRP < 200 milliwatt that do not meet the power spectral density requirement | -64 dBm |
| Note 1: This is the level at the input of the receiver assuming a 0 dBi receive antenna.<br>Note 2: Throughout these test procedures an additional 1 dB has been added to the amplitude of the test transmission waveforms to account for variations in measurement equipment. This will ensure that the test signal is at or above the detection threshold level to trigger a DFS response.<br>Note3: EIRP is based on the highest antenna gain. For MIMO devices refer to KDB Publication 662911 D01. | |

Table 9: DFS Response Requirement Values

| Parameter | Value |
|---|---|
| Non-occupancy period | Minimum 30 minutes |
| Channel Availability Check Time | 60 seconds |
| Channel Move Time | 10 seconds<br>See Note 1. |
| Channel Closing Transmission Time | 200 milliseconds + an aggregate of 60 milliseconds over remaining 10 second period. See Notes 1 and 2. |
| U-NII Detection Bandwidth | Minimum 100% of the U-NII 99% transmission power bandwidth. See Note 3 |
| Note 1: Channel Move Time and the Channel Closing Transmission Time should be performed with Radar Type 0. The measurement timing begins at the end of the Radar Type 0 burst.<br>Note 2: The Channel Closing Transmission Time is comprised of 200 milliseconds starting at the beginning of the Channel Move Time plus any additional intermittent control signals required to facilitate a Channel move (an aggregate of 60 milliseconds) during the remainder of the 10 second period. The aggregate duration of control signals will not count quiet periods in between transmissions.<br>Note 3: During the U-NII Detection Bandwidth detection test, radar type 0 should be used. For each frequency step the minimum percentage of detection is 90 percent. Measurements are performed with no data traffic. | |

**Parameters of DFS Test Signals**

Step intervals of 0.1 microsecond for Pulse Width, 1 microsecond for PRI, 1 MHz for chirp width and 1 for the number of pulses will be utilized for the random determination of specific test waveforms.

Table 10: Short Pulse Radar Test Waveforms

| Radar Type | Pulse Width (µsec) | PRI (µsec) | Number of Pulses | Minimum Percentage of Successful Detection | Minimum Number of Trials |
|---|---|---|---|---|---|
| 0 | 1 | 1428 | 18 | See Note 1 | See Note 1 |
| 1 | 1 | Test A: 15 unique PRI values randomly selected from the list of 23 PRI values in Table 5a | $\text{Roundup}\left\{\left(\frac{1}{360}\right)\cdot\left(\frac{19\cdot 10^6}{PRI_{\mu sec}}\right)\right\}$ | 60% | 30 |
| | | Test B: 15 unique PRI values randomly selected within the range of 518-3066 $\mu$ sec, with a minimum increment of 1 $\mu$ sec, excluding PRI values selected in Test A | | | |
| 2 | 1-5 | 150-230 | 23-29 | 60% | 30 |
| 3 | 6-10 | 200-500 | 16-18 | 60% | 30 |
| 4 | 11-20 | 200-500 | 12-16 | 60% | 30 |
| Aggregate (Radar Types 1-4) | | | | 80% | 120 |

Note 1: Short Pulse Radar Type 0 should be used for the detection bandwidth test, channel move time, and channel closing time tests.

**Table 11: Long Pulse Radar Test Waveform**

| Radar Type | Pulse Width (µsec) | Chirp Width (MHz) | PRI (µsec) | Number Of Pulses Per Burst | Number Of Bursts | Minimum Percentage Of Successful Detection | Minimum Number Of Trials |
|---|---|---|---|---|---|---|---|
| 5 | 50-100 | 5-20 | 1000-2000 | 1-3 | 8-20 | 80% | 30 |

Three subsets of trials will be performed with a minimum of ten trials per subset. The subset of trials differ in where the Long Pulse Type 5 Signal is tuned in frequency.

a) the Channel center frequency
b) tuned frequencies such that 90% of the Long Pulse Type 5 frequency modulation is within the low edge of the UUT Occupied Bandwidth
c) tuned frequencies such that 90% of the Long Pulse Type 5 frequency modulation is within the high edge of the UUT Occupied Bandwidth

It include 10 trails for every subset, the formula as below,

For subset case 1: the center frequency of the signal generator will remain fixed at the center of the UUT Channel.

For subset case 2: to retain 90% frequency overlap between the radar signal and the UUT Occupied Bandwidth, the center frequency of the signal generator will vary for each of the ten trials in subset case 2. The center frequency of the signal generator for each trial is calculated by:

$FL+(0.4*Chirp\ Width\ [in\ MHz])$

For subset case 3: to retain 90% frequency overlap between the radar signal and the UUT Occupied Bandwidth, the center frequency of the signal generator will vary for each of the ten trials in subset case 3. The center frequency of the signal generator for each trial is calculated by:

$FH-(0.4*Chirp\ Width\ [in\ MHz])$

Table 12: Frequency Hopping Radar Test Waveform

| Radar Type | Pulse Width (µsec) | PRI (µsec) | Pulses per Hop | Hopping Rate (kHz) | Hopping Sequence Length (msec) | Minimum Percentage Of Successful Detection | Minimum Number Of Trials |
|---|---|---|---|---|---|---|---|
| 6 | 1 | 333 | 9 | 0.333 | 300 | 70% | 30 |

## 3 Test & Support Equipment List

### 3.1 Test Instruments

Table 13: Test Instruments List

| Description | Model No. | Brand | Date Of Calibration | Due Date Of Calibration |
|---|---|---|---|---|
| Spectrum analyzer | ESR | R&S | 2017/02/20 | 2018/02/19 |
| Signal generator | 8645A | Agilent | 2017/08/11 | 2018/08/10 |
| Horn antenna | BBHA 9120 D | Schwarzbeck | 2016/12/28 | 2017/12/27 |
| RF coaxial cable | CA3501-3501-G.90(3m) & CA3501-3501-F.90(2m) | INFINET | 2017/08/21 | 2018/08/20 |

### 3.2 Description of Support Units

Table 14: Support Unit Information.

| No. | Product | Brand | Model No. | FCC ID | Spec |
|---|---|---|---|---|---|
| 1 | WiFi USB Adapter | NETGEAR | A6210 | PY313400249 | |

**NOTE:** This device was functioned as a ☐Master ☒Slave device during the DFS test.

# 4 Test Procedure

## 4.1 DFS Measurement System

A complete DFS Measurement System consists of two subsystems: (1) the Radar Signal Generating Subsystem and (2) the Traffic Monitoring Subsystem. The control PC is necessary for generating the Radar waveforms in Table 10, 11 and 12. The traffic monitoring subsystem is specified to the type of unit under test (UUT).

**Radiated Setup Configuration of DFS Measurement System**

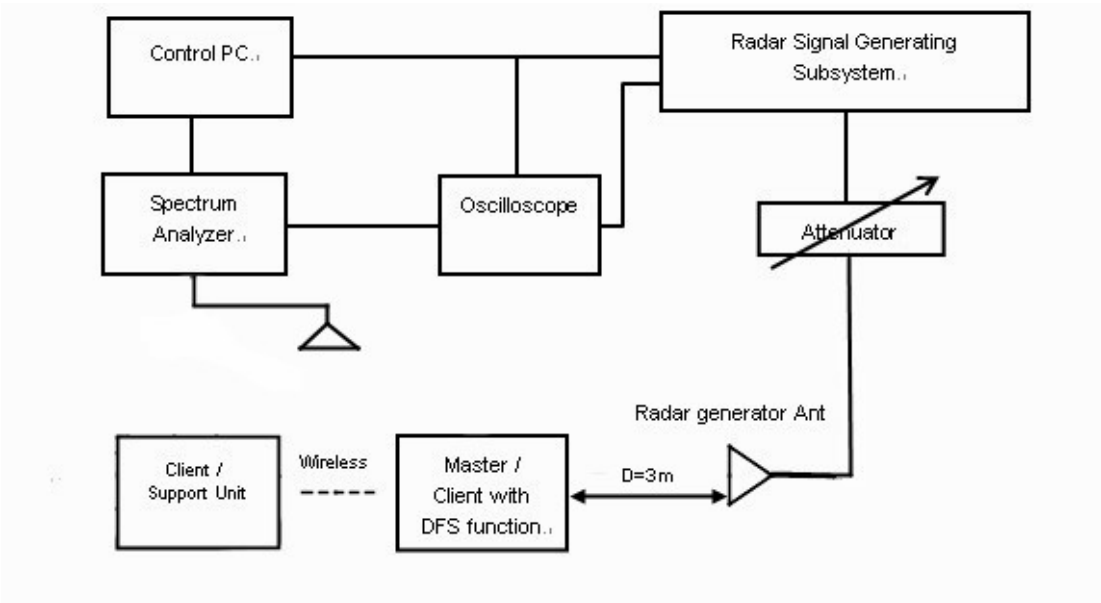


System testing will be performed with channel-loading using means appropriate to the data types that are used by the unlicensed device. The following requirements apply:

| | |
|---|---|
| | a) The data file must be of a type that is typical for the device (i.e., MPEG-2, MPEG-4, WAV, MP3, MP4, AVI, etc.) and must generally be transmitting in a streaming mode. |
| | b) Software to ping the client is permitted to simulate data transfer but must have random ping intervals. |
| V | c) Timing plots are required with calculations demonstrating a minimum channel loading of approximately 17% or greater. |
| | d) Unicast or Multicast protocols are preferable but other protocols may be used. The appropriate protocol used must be described in the test procedures. |

## 4.2 Calibration of DFS Detection Threshold Level

The measured channel is 5500MHz, 5510MHz and 5530MHz. The radar signal was the same as transmitted channels, and injected into the antenna of AP (master) or Client Device with Radar Detection, measured the channel closing transmission time and channel move time. The calibrated conducted detection threshold level is set to -64dBm. The tested level is lower than required level hence it provides margin to the limit.

**Radiated setup configuration of Calibration of DFS Detection Threshold Level**

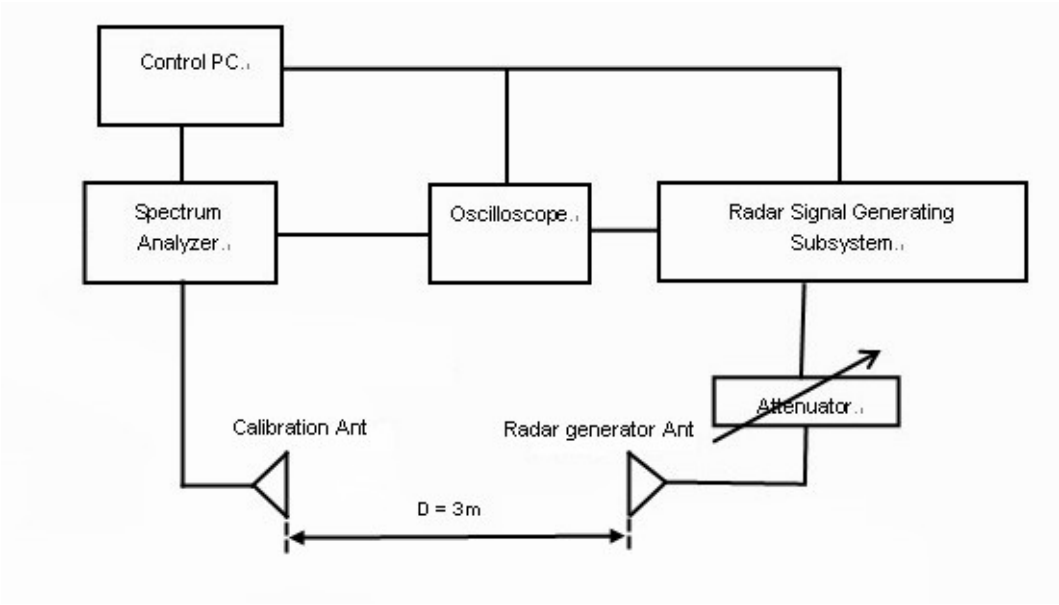


## 4.3 Deviation From Test Standard

No deviation.

## 4.4 Radiated Test Setup Configuration

**Master mode**

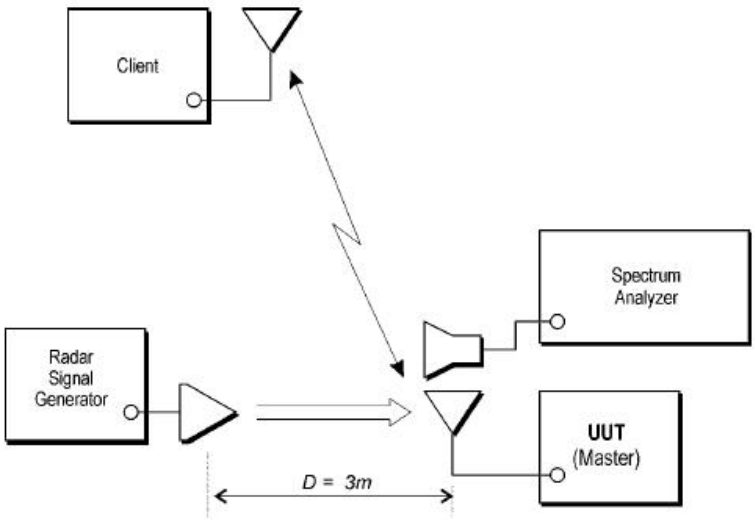


The EUT is a U-NII Device operating in Master mode. The radar test signals are injected into the Master Device.

# 5 Test Results

## 5.1 Summary of Test Results

| Clause | Test Parameter | Remarks | Pass/Fail |
|---|---|---|---|
| 4.7 | DFS Detection Threshold | Applicable | Pass |
| 4.7 | U-NII Detection Bandwidth | Applicable | Pass |
| 4.7 | Channel Availability Check Time | Applicable | Pass |
| 4.7 | Channel Move Time | Applicable | Pass |
| 4.7 | Channel Closing Transmission Time | Applicable | Pass |
| 4.7 | Non- Occupancy Period | Applicable | Pass |
| 4.7 | Uniform Spreading | Applicable | Pass |

## 5.2 Test Results

### 5.2.1 **Test Mode: Device Operating In Master Mode**

Master with injection at the Master. (Radar Test Waveforms are injected into the Master.

**DFS Detection Threshold**

For detection threshold level of -64dBm, the required Radar Signal at antenna port was set to -64dBm. The tested level is lower than required level for 1dB, hence it provides margin to the limit.

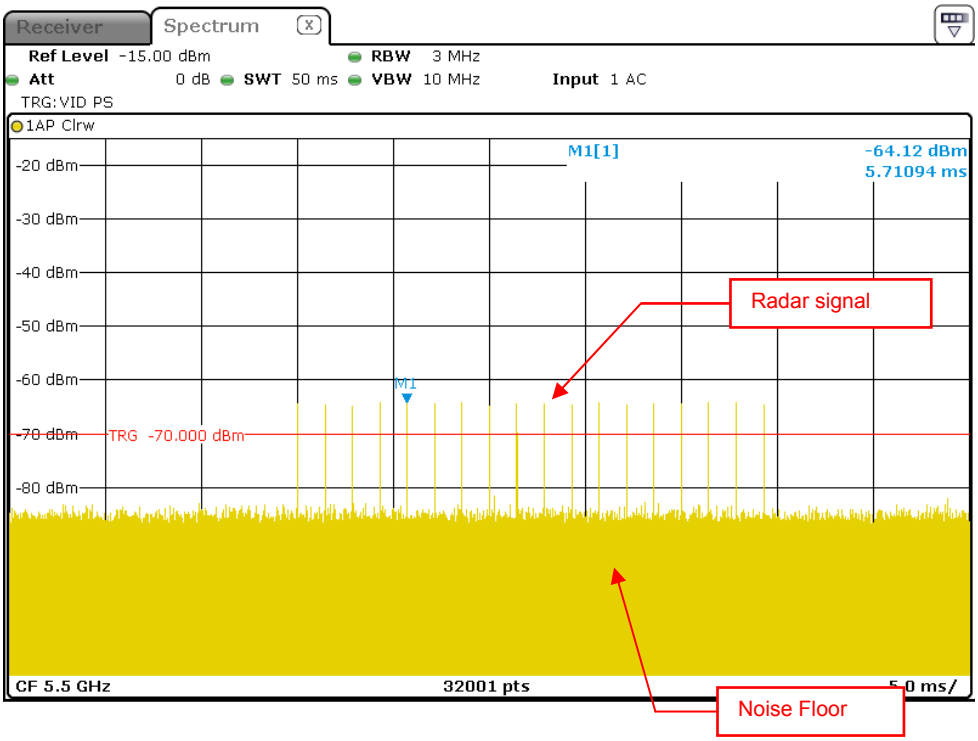


Radar Signal 0

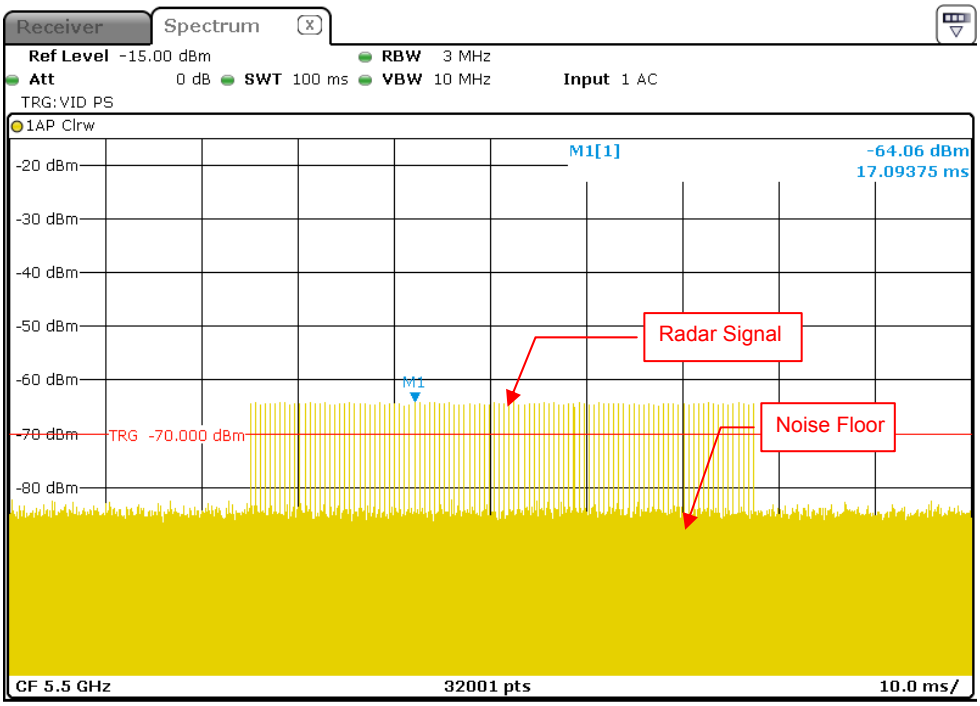


Radar Signal 1 (Test A)

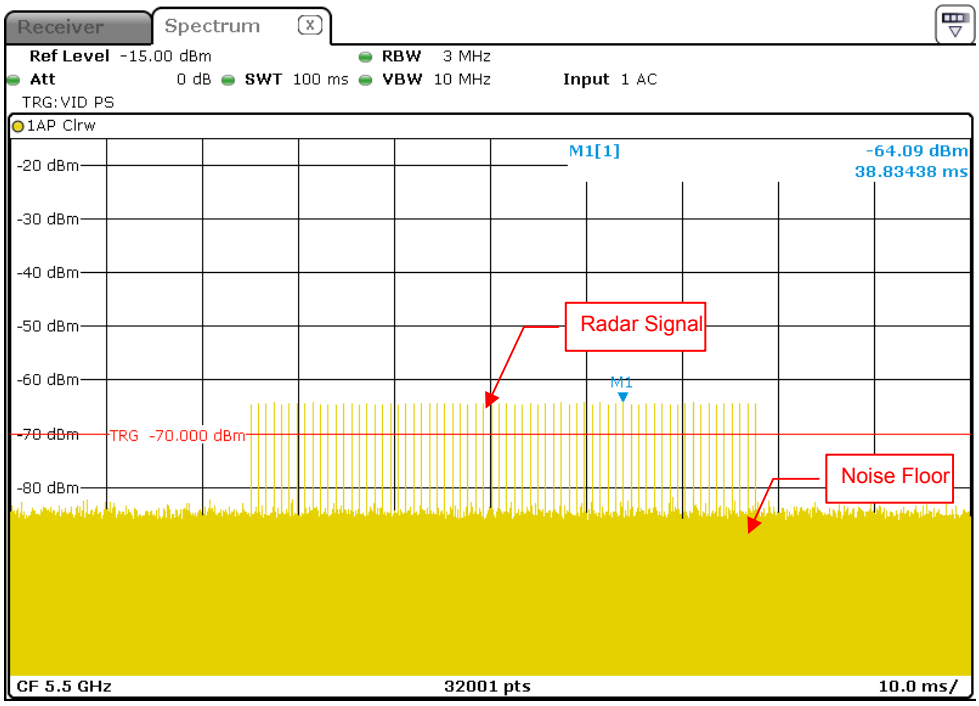


Radar Signal 1 (Test B)

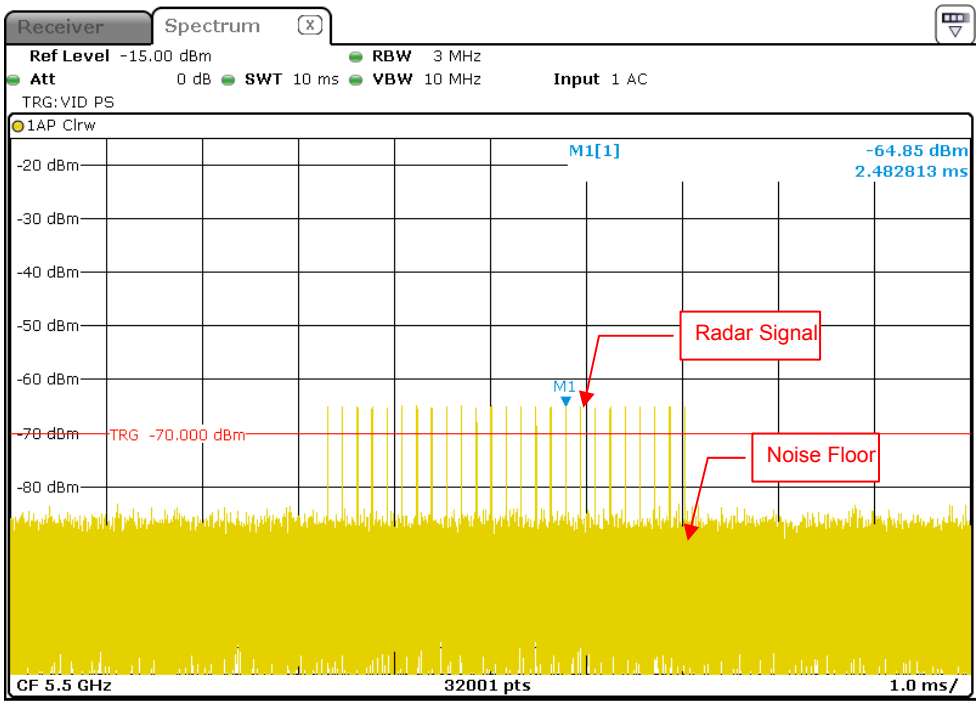


Radar Signal 2

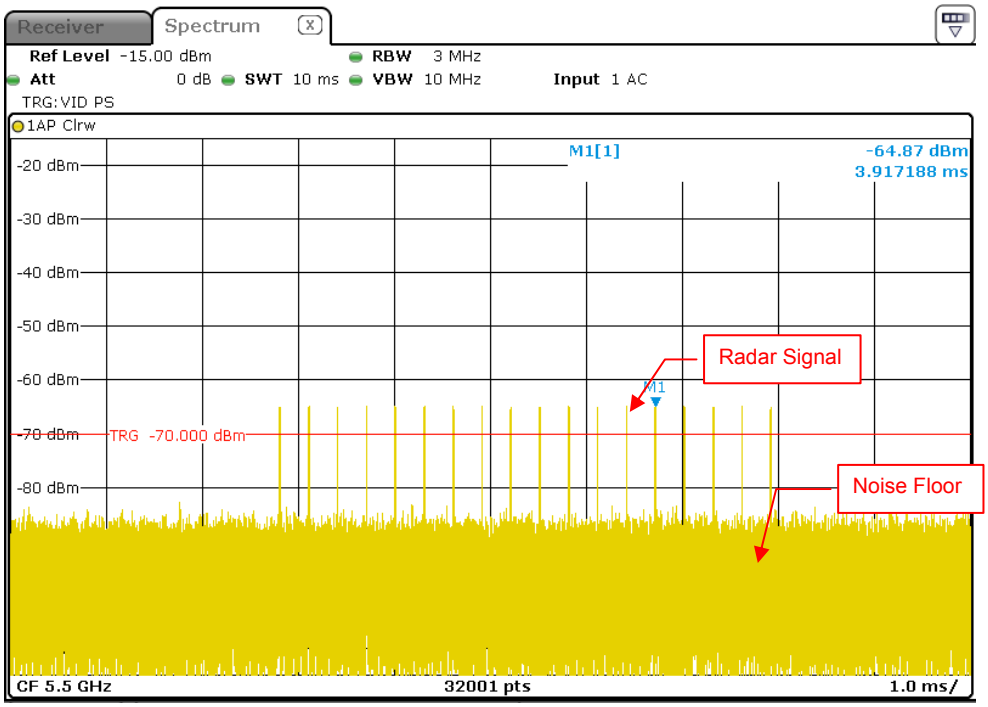


Radar Signal 3

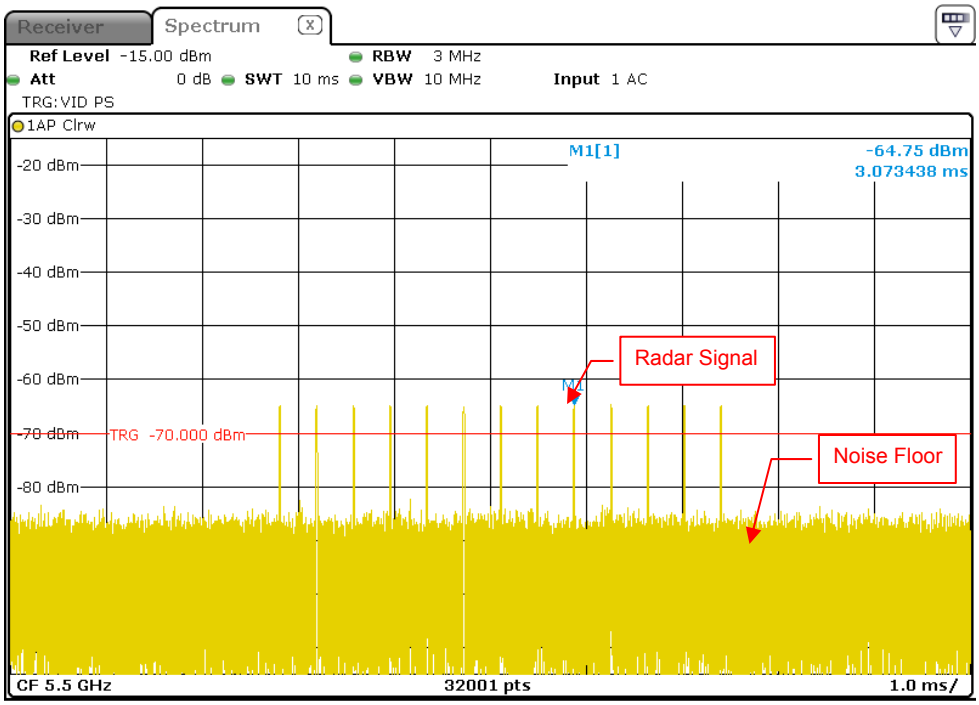


Radar Signal 4

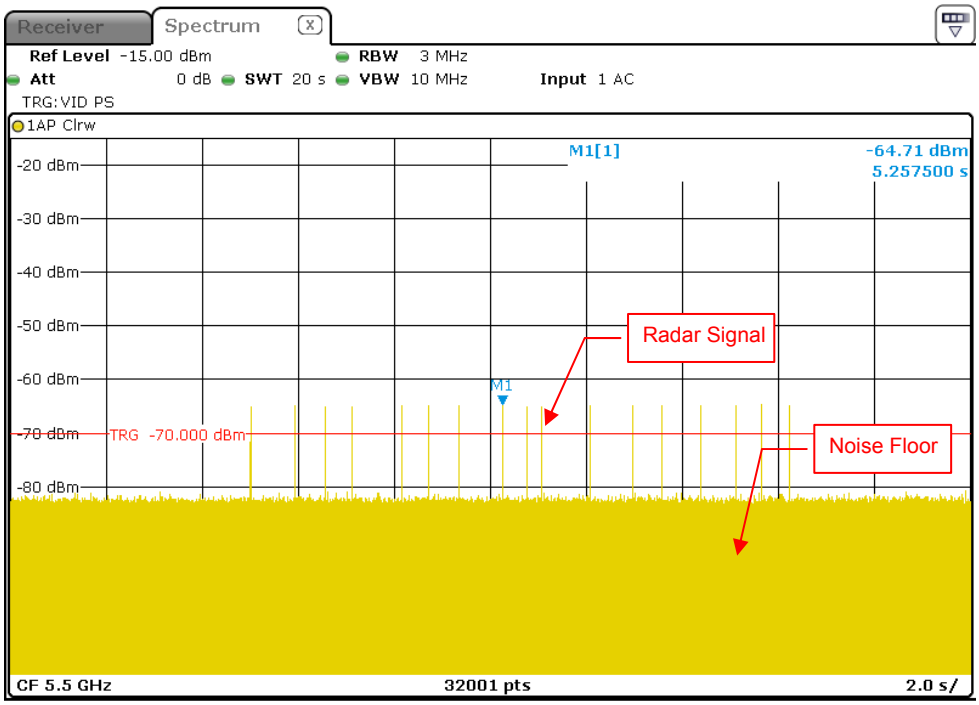


Radar Signal 5

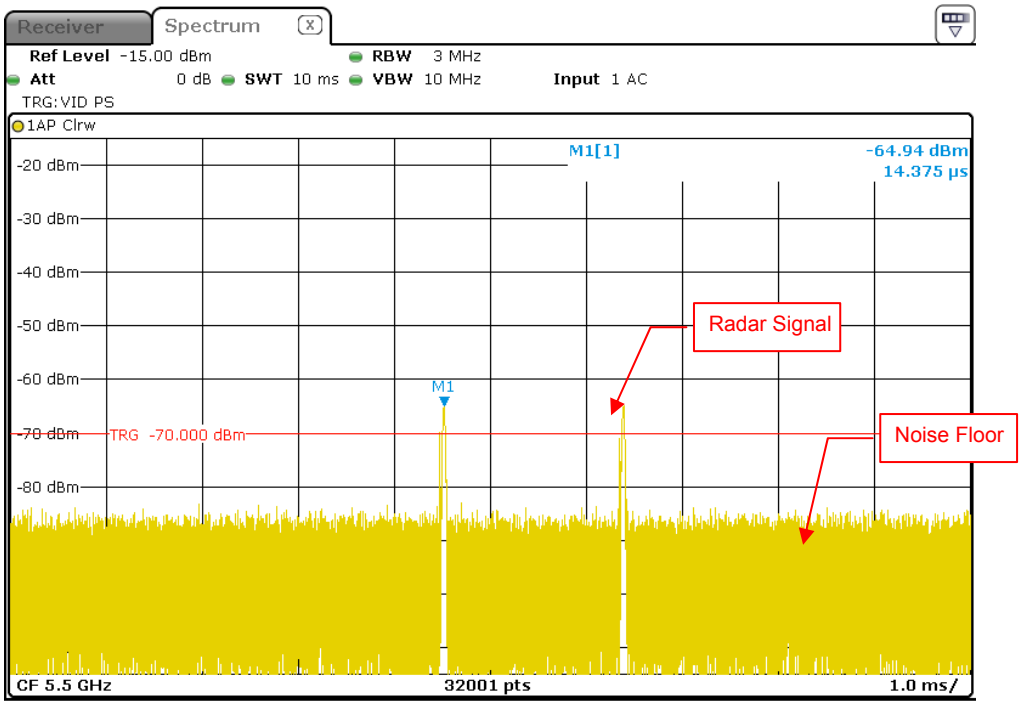


Single Burst of Radar Signal 5

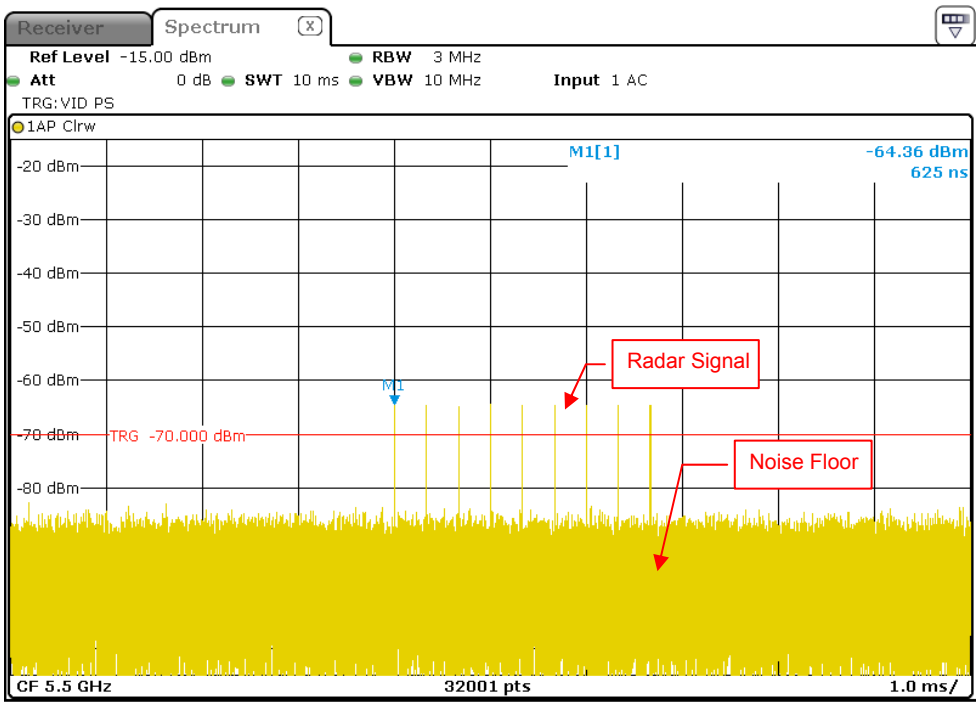


Radar Signal 6

### 5.2.2 U-NII Detection Bandwidth

**802.11ac (20MHz)**

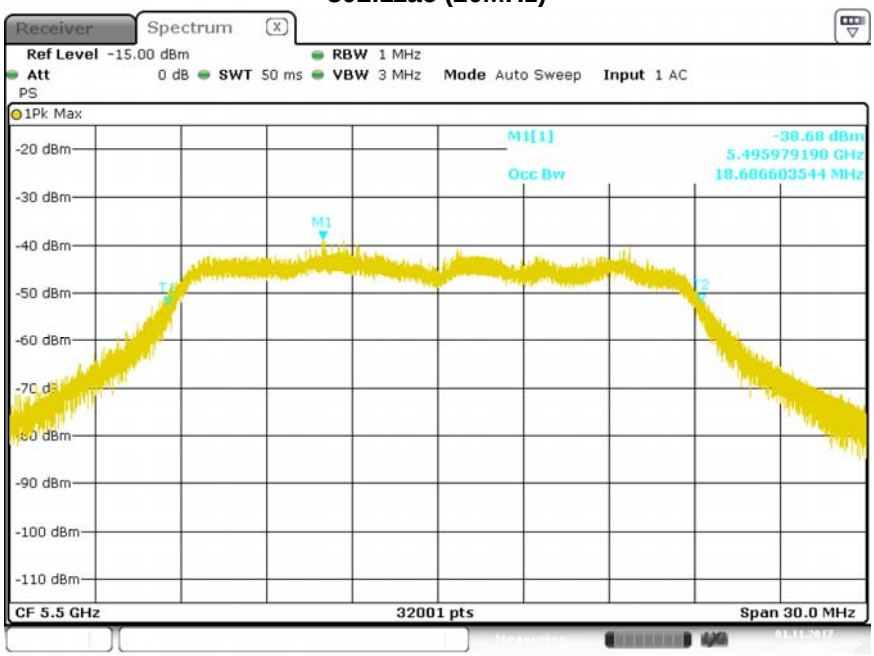


U-NII 99% Channel bandwidth

**IEEE 802.11ac 40MHz**

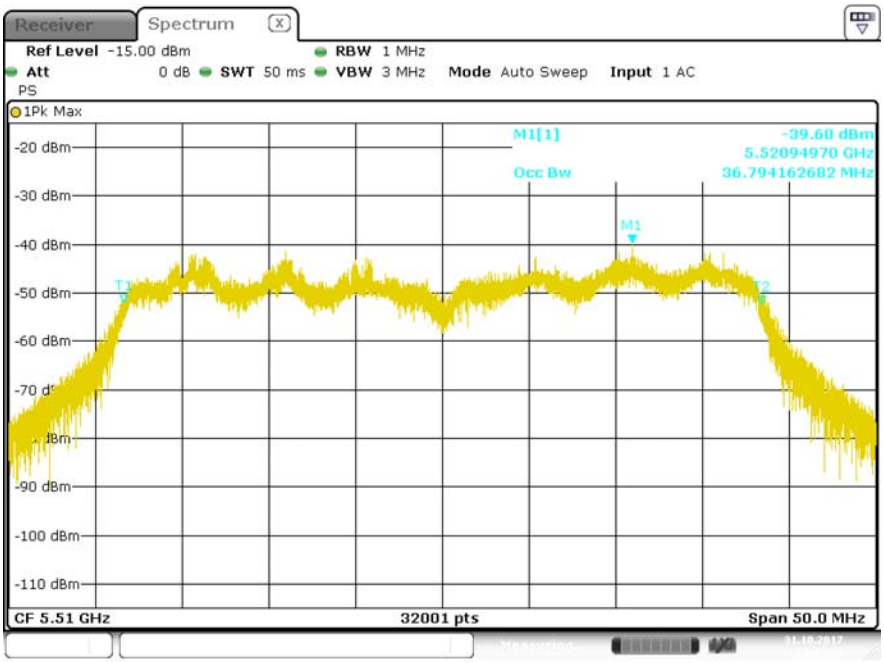


U-NII 99% Channel bandwidth

**IEEE 802.11ac 80MHz**

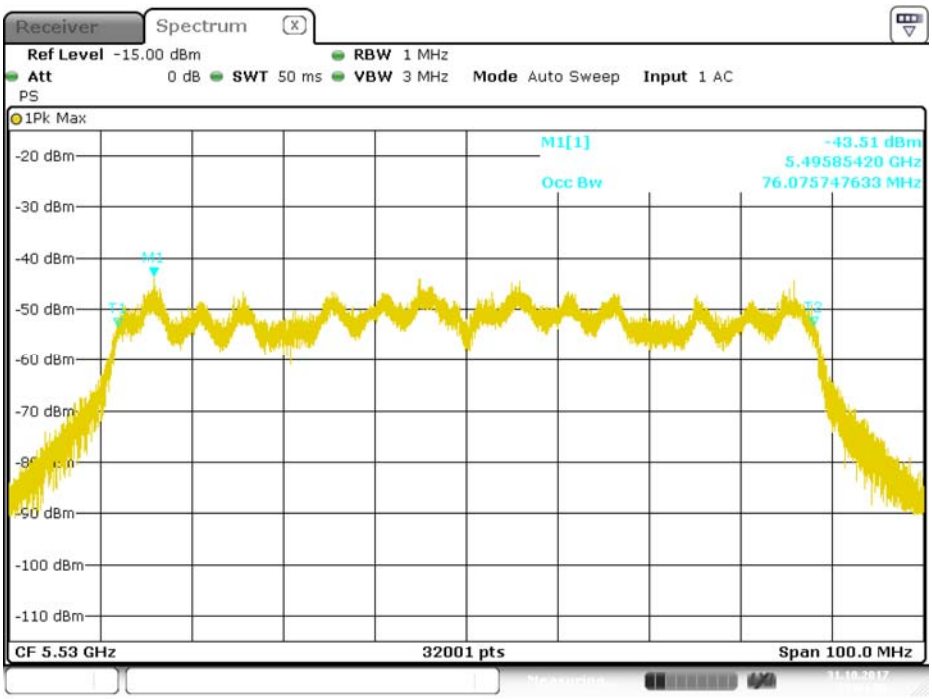


U-NII 99% Channel bandwidth

| Detection Bandwidth Test - IEEE 802.11ac VHT20 | | | | | | | | | | | |
|---|---|---|---|---|---|---|---|---|---|---|---|
| Radar Type 0<br>EUT Frequency: 5500MHz<br>EUT 99% Power bandwidth: 18.68MHz<br>Detection bandwidth limit (100% of EUT 99% Power bandwidth): 18.68MHz<br>Detection bandwidth (5510(FH) – 5490(FL)) : 20MHz<br>Test Result : PASS | | | | | | | | | | | |
| Radar Frequency (MHz) | Trial Number / Detection | | | | | | | | | | Detection Rate (%) |
| | 1 | 2 | 3 | 4 | 5 | 6 | 7 | 8 | 9 | 10 | |
| 5489 | N | N | N | N | N | N | N | N | N | N | 0 |
| 5490(FL) | Y | Y | Y | Y | Y | Y | Y | Y | Y | Y | 100 |
| 5491 | Y | Y | Y | Y | Y | Y | Y | Y | Y | Y | 100 |
| 5492 | Y | Y | Y | Y | Y | Y | Y | Y | Y | Y | 100 |
| 5493 | Y | Y | Y | Y | Y | Y | Y | Y | Y | Y | 100 |
| 5494 | Y | Y | Y | Y | Y | Y | Y | Y | Y | Y | 100 |
| 5495 | Y | Y | Y | Y | Y | Y | Y | Y | Y | Y | 100 |
| 5496 | Y | Y | Y | Y | Y | Y | Y | Y | Y | Y | 100 |
| 5497 | Y | Y | Y | Y | Y | Y | Y | Y | Y | Y | 100 |
| 5498 | Y | Y | Y | Y | Y | Y | Y | Y | Y | Y | 100 |
| 5499 | Y | Y | Y | Y | Y | Y | Y | Y | Y | Y | 100 |
| 5500 | Y | Y | Y | Y | Y | Y | Y | Y | Y | Y | 100 |
| 5501 | Y | Y | Y | Y | Y | Y | Y | Y | Y | Y | 100 |
| 5502 | Y | Y | Y | Y | Y | Y | Y | Y | Y | Y | 100 |
| 5503 | Y | Y | Y | Y | Y | Y | Y | Y | Y | Y | 100 |
| 5504 | Y | Y | Y | Y | Y | Y | Y | Y | Y | Y | 100 |
| 5505 | Y | Y | Y | Y | Y | Y | Y | Y | Y | Y | 100 |
| 5506 | Y | Y | Y | Y | Y | Y | Y | Y | Y | Y | 100 |
| 5507 | Y | Y | Y | Y | Y | Y | Y | Y | Y | Y | 100 |
| 5508 | Y | Y | Y | Y | Y | Y | Y | Y | Y | Y | 100 |
| 5509 | Y | Y | Y | Y | Y | Y | Y | Y | Y | Y | 100 |
| 5510(FH) | Y | Y | Y | Y | Y | Y | Y | Y | Y | Y | 100 |
| 5511 | N | N | N | N | N | N | N | N | N | N | 0 |

| Detection Bandwidth Test - IEEE 802.11ac VHT40 | | | | | | | | | | | |
|---|---|---|---|---|---|---|---|---|---|---|---|
| Radar Type 0<br>EUT Frequency: 5510MHz<br>EUT 99% Power bandwidth: 36.79 MHz<br>Detection bandwidth limit (100% of EUT 99% Power bandwidth): 36.79 MHz<br>Detection bandwidth (5530(FH) – 5490(FL)) : 40MHz<br>Test Result : PASS | | | | | | | | | | | |
| Radar Frequency (MHz) | Trial Number / Detection | | | | | | | | | | Detection Rate (%) |
| | 1 | 2 | 3 | 4 | 5 | 6 | 7 | 8 | 9 | 10 | |
| 5489 | N | N | N | N | N | N | N | N | N | N | 0 |
| 5490(FL) | Y | Y | Y | Y | Y | Y | Y | Y | Y | Y | 100 |
| 5491 | Y | Y | Y | Y | Y | Y | Y | Y | Y | Y | 100 |
| 5492 | Y | Y | Y | Y | Y | Y | Y | Y | Y | Y | 100 |
| 5493 | Y | Y | Y | Y | Y | Y | Y | Y | Y | Y | 100 |
| 5494 | Y | Y | Y | Y | Y | Y | Y | Y | Y | Y | 100 |
| 5495 | Y | Y | Y | Y | Y | Y | Y | Y | Y | Y | 100 |
| 5496 | Y | Y | Y | Y | Y | Y | Y | Y | Y | Y | 100 |
| 5497 | Y | Y | Y | Y | Y | Y | Y | Y | Y | Y | 100 |
| 5498 | Y | Y | Y | Y | Y | Y | Y | Y | Y | Y | 100 |
| 5499 | Y | Y | Y | Y | Y | Y | Y | Y | Y | Y | 100 |
| 5500 | Y | Y | Y | Y | Y | Y | Y | Y | Y | Y | 100 |
| 5501 | Y | Y | Y | Y | Y | Y | Y | Y | Y | Y | 100 |
| 5502 | Y | Y | Y | Y | Y | Y | Y | Y | Y | Y | 100 |
| 5503 | Y | Y | Y | Y | Y | Y | Y | Y | Y | Y | 100 |
| 5504 | Y | Y | Y | Y | Y | Y | Y | Y | Y | Y | 100 |
| 5505 | Y | Y | Y | Y | Y | Y | Y | Y | Y | Y | 100 |
| 5506 | Y | Y | Y | Y | Y | Y | Y | Y | Y | Y | 100 |
| 5507 | Y | Y | Y | Y | Y | Y | Y | Y | Y | Y | 100 |
| 5508 | Y | Y | Y | Y | Y | Y | Y | Y | Y | Y | 100 |
| 5509 | Y | Y | Y | Y | Y | Y | Y | Y | Y | Y | 100 |
| 5510 | Y | Y | Y | Y | Y | Y | Y | Y | Y | Y | 100 |
| 5511 | Y | Y | Y | Y | Y | Y | Y | Y | Y | Y | 100 |
| 5512 | Y | Y | Y | Y | Y | Y | Y | Y | Y | Y | 100 |
| 5513 | Y | Y | Y | Y | Y | Y | Y | Y | Y | Y | 100 |
| 5514 | Y | Y | Y | Y | Y | Y | Y | Y | Y | Y | 100 |
| 5515 | Y | Y | Y | Y | Y | Y | Y | Y | Y | Y | 100 |
| 5516 | Y | Y | Y | Y | Y | Y | Y | Y | Y | Y | 100 |
| 5517 | Y | Y | Y | Y | Y | Y | Y | Y | Y | Y | 100 |
| 5518 | Y | Y | Y | Y | Y | Y | Y | Y | Y | Y | 100 |
| 5519 | Y | Y | Y | Y | Y | Y | Y | Y | Y | Y | 100 |
| 5520 | Y | Y | Y | Y | Y | Y | Y | Y | Y | Y | 100 |
| 5521 | Y | Y | Y | Y | Y | Y | Y | Y | Y | Y | 100 |
| 5522 | Y | Y | Y | Y | Y | Y | Y | Y | Y | Y | 100 |
| 5523 | Y | Y | Y | Y | Y | Y | Y | Y | Y | Y | 100 |
| 5524 | Y | Y | Y | Y | Y | Y | Y | Y | Y | Y | 100 |
| 5525 | Y | Y | Y | Y | Y | Y | Y | Y | Y | Y | 100 |
| 5526 | Y | Y | Y | Y | Y | Y | Y | Y | Y | Y | 100 |
| 5527 | Y | Y | Y | Y | Y | Y | Y | Y | Y | Y | 100 |
| 5528 | Y | Y | Y | Y | Y | Y | Y | Y | Y | Y | 100 |
| 5529 | Y | Y | Y | Y | Y | Y | Y | Y | Y | Y | 100 |
| 5530(FH) | Y | Y | Y | Y | Y | Y | Y | Y | Y | Y | 100 |
| 5531 | N | N | N | N | N | N | N | N | N | N | 0 |

| Detection Bandwidth Test - IEEE 802.11ac VHT80 | | | | | | | | | | | |
|---|---|---|---|---|---|---|---|---|---|---|---|
| Radar Type 0<br>EUT Frequency: 5530MHz<br>EUT 99% Power bandwidth: 76.07MHz<br>Detection bandwidth limit (100% of EUT 99% Power bandwidth): 76.07MHz<br>Detection bandwidth (5570(FH) – 5490(FL)) : 80MHz<br>Test Result : PASS | | | | | | | | | | | |
| Radar Frequency (MHz) | Trial Number / Detection | | | | | | | | | | Detection Rate (%) |
| | 1 | 2 | 3 | 4 | 5 | 6 | 7 | 8 | 9 | 10 | |
| 5489 | N | N | N | N | N | N | N | N | N | N | 0 |
| 5490(FL) | Y | Y | Y | Y | Y | Y | Y | Y | Y | Y | 100 |
| 5491 | Y | Y | Y | Y | Y | Y | Y | Y | Y | Y | 100 |
| 5492 | Y | Y | Y | Y | Y | Y | Y | Y | Y | Y | 100 |
| 5493 | Y | Y | Y | Y | Y | Y | Y | Y | Y | Y | 100 |
| 5494 | Y | Y | Y | Y | Y | Y | Y | Y | Y | Y | 100 |
| 5495 | Y | Y | Y | Y | Y | Y | Y | Y | Y | Y | 100 |
| 5496 | Y | Y | Y | Y | Y | Y | Y | Y | Y | Y | 100 |
| 5497 | Y | Y | Y | Y | Y | Y | Y | Y | Y | Y | 100 |
| 5498 | Y | Y | Y | Y | Y | Y | Y | Y | Y | Y | 100 |
| 5499 | Y | Y | Y | Y | Y | Y | Y | Y | Y | Y | 100 |
| 5500 | Y | Y | Y | Y | Y | Y | Y | Y | Y | Y | 100 |
| 5501 | Y | Y | Y | Y | Y | Y | Y | Y | Y | Y | 100 |
| 5502 | Y | Y | Y | Y | Y | Y | Y | Y | Y | Y | 100 |
| 5503 | Y | Y | Y | Y | Y | Y | Y | Y | Y | Y | 100 |
| 5504 | Y | Y | Y | Y | Y | Y | Y | Y | Y | Y | 100 |
| 5505 | Y | Y | Y | Y | Y | Y | Y | Y | Y | Y | 100 |
| 5506 | Y | Y | Y | Y | Y | Y | Y | Y | Y | Y | 100 |
| 5507 | Y | Y | Y | Y | Y | Y | Y | Y | Y | Y | 100 |
| 5508 | Y | Y | Y | Y | Y | Y | Y | Y | Y | Y | 100 |
| 5509 | Y | Y | Y | Y | Y | Y | Y | Y | Y | Y | 100 |
| 5510 | Y | Y | Y | Y | Y | Y | Y | Y | Y | Y | 100 |
| 5511 | Y | Y | Y | Y | Y | Y | Y | Y | Y | Y | 100 |
| 5512 | Y | Y | Y | Y | Y | Y | Y | Y | Y | Y | 100 |
| 5513 | Y | Y | Y | Y | Y | Y | Y | Y | Y | Y | 100 |
| 5514 | Y | Y | Y | Y | Y | Y | Y | Y | Y | Y | 100 |
| 5515 | Y | Y | Y | Y | Y | Y | Y | Y | Y | Y | 100 |
| 5516 | Y | Y | Y | Y | Y | Y | Y | Y | Y | Y | 100 |
| 5517 | Y | Y | Y | Y | Y | Y | Y | Y | Y | Y | 100 |
| 5518 | Y | Y | Y | Y | Y | Y | Y | Y | Y | Y | 100 |
| 5519 | Y | Y | Y | Y | Y | Y | Y | Y | Y | Y | 100 |
| 5520 | Y | Y | Y | Y | Y | Y | Y | Y | Y | Y | 100 |
| 5521 | Y | Y | Y | Y | Y | Y | Y | Y | Y | Y | 100 |
| 5522 | Y | Y | Y | Y | Y | Y | Y | Y | Y | Y | 100 |
| 5523 | Y | Y | Y | Y | Y | Y | Y | Y | Y | Y | 100 |
| 5524 | Y | Y | Y | Y | Y | Y | Y | Y | Y | Y | 100 |
| 5525 | Y | Y | Y | Y | Y | Y | Y | Y | Y | Y | 100 |
| 5526 | Y | Y | Y | Y | Y | Y | Y | Y | Y | Y | 100 |
| 5527 | Y | Y | Y | Y | Y | Y | Y | Y | Y | Y | 100 |
| 5528 | Y | Y | Y | Y | Y | Y | Y | Y | Y | Y | 100 |
| 5529 | Y | Y | Y | Y | Y | Y | Y | Y | Y | Y | 100 |
| 5530 | Y | Y | Y | Y | Y | Y | Y | Y | Y | Y | 100 |
| 5531 | Y | Y | Y | Y | Y | Y | Y | Y | Y | Y | 100 |
| 5532 | Y | Y | Y | Y | Y | Y | Y | Y | Y | Y | 100 |
| 5533 | Y | Y | Y | Y | Y | Y | Y | Y | Y | Y | 100 |

| | | | | | | | | | | | |
|---|---|---|---|---|---|---|---|---|---|---|---|
| 5534 | Y | Y | Y | Y | Y | Y | Y | Y | Y | Y | 100 |
| 5535 | Y | Y | Y | Y | Y | Y | Y | Y | Y | Y | 100 |
| 5536 | Y | Y | Y | Y | Y | Y | Y | Y | Y | Y | 100 |
| 5537 | Y | Y | Y | Y | Y | Y | Y | Y | Y | Y | 100 |
| 5538 | Y | Y | Y | Y | Y | Y | Y | Y | Y | Y | 100 |
| 5539 | Y | Y | Y | Y | Y | Y | Y | Y | Y | Y | 100 |
| 5540 | Y | Y | Y | Y | Y | Y | Y | Y | Y | Y | 100 |
| 5541 | Y | Y | Y | Y | Y | Y | Y | Y | Y | Y | 100 |
| 5542 | Y | Y | Y | Y | Y | Y | Y | Y | Y | Y | 100 |
| 5543 | Y | Y | Y | Y | Y | Y | Y | Y | Y | Y | 100 |
| 5544 | Y | Y | Y | Y | Y | Y | Y | Y | Y | Y | 100 |
| 5545 | Y | Y | Y | Y | Y | Y | Y | Y | Y | Y | 100 |
| 5546 | Y | Y | Y | Y | Y | Y | Y | Y | Y | Y | 100 |
| 5547 | Y | Y | Y | Y | Y | Y | Y | Y | Y | Y | 100 |
| 5548 | Y | Y | Y | Y | Y | Y | Y | Y | Y | Y | 100 |
| 5549 | Y | Y | Y | Y | Y | Y | Y | Y | Y | Y | 100 |
| 5550 | Y | Y | Y | Y | Y | Y | Y | Y | Y | Y | 100 |
| 5551 | Y | Y | Y | Y | Y | Y | Y | Y | Y | Y | 100 |
| 5552 | Y | Y | Y | Y | Y | Y | Y | Y | Y | Y | 100 |
| 5553 | Y | Y | Y | Y | Y | Y | Y | Y | Y | Y | 100 |
| 5554 | Y | Y | Y | Y | Y | Y | Y | Y | Y | Y | 100 |
| 5555 | Y | Y | Y | Y | Y | Y | Y | Y | Y | Y | 100 |
| 5556 | Y | Y | Y | Y | Y | Y | Y | Y | Y | Y | 100 |
| 5557 | Y | Y | Y | Y | Y | Y | Y | Y | Y | Y | 100 |
| 5558 | Y | Y | Y | Y | Y | Y | Y | Y | Y | Y | 100 |
| 5559 | Y | Y | Y | Y | Y | Y | Y | Y | Y | Y | 100 |
| 5560 | Y | Y | Y | Y | Y | Y | Y | Y | Y | Y | 100 |
| 5561 | Y | Y | Y | Y | Y | Y | Y | Y | Y | Y | 100 |
| 5562 | Y | Y | Y | Y | Y | Y | Y | Y | Y | Y | 100 |
| 5563 | Y | Y | Y | Y | Y | Y | Y | Y | Y | Y | 100 |
| 5564 | Y | Y | Y | Y | Y | Y | Y | Y | Y | Y | 100 |
| 5565 | Y | Y | Y | Y | Y | Y | Y | Y | Y | Y | 100 |
| 5566 | Y | Y | Y | Y | Y | Y | Y | Y | Y | Y | 100 |
| 5567 | Y | Y | Y | Y | Y | Y | Y | Y | Y | Y | 100 |
| 5568 | Y | Y | Y | Y | Y | Y | Y | Y | Y | Y | 100 |
| 5569 | Y | Y | Y | Y | Y | Y | Y | Y | Y | Y | 100 |
| 5570(FH) | Y | Y | Y | Y | Y | Y | Y | Y | Y | Y | 100 |
| 5571 | N | N | N | N | N | N | N | N | N | N | 0 |

### 5.2.3 Channel Availability Check Time

If the EUT successfully detected the radar burst, it should be observed as the EUT has no transmissions occurred until the EUT starts transmitting on another channel.

| Timing of Radar Signal | Observation | |
|---|---|---|
| | EUT | Spectrum Analyzer |
| Within 1 to 6 second | Detected | No transmissions |
| Within 54 to 60 second | Detected | No transmissions |

**Initial Channel Availability Check Time**

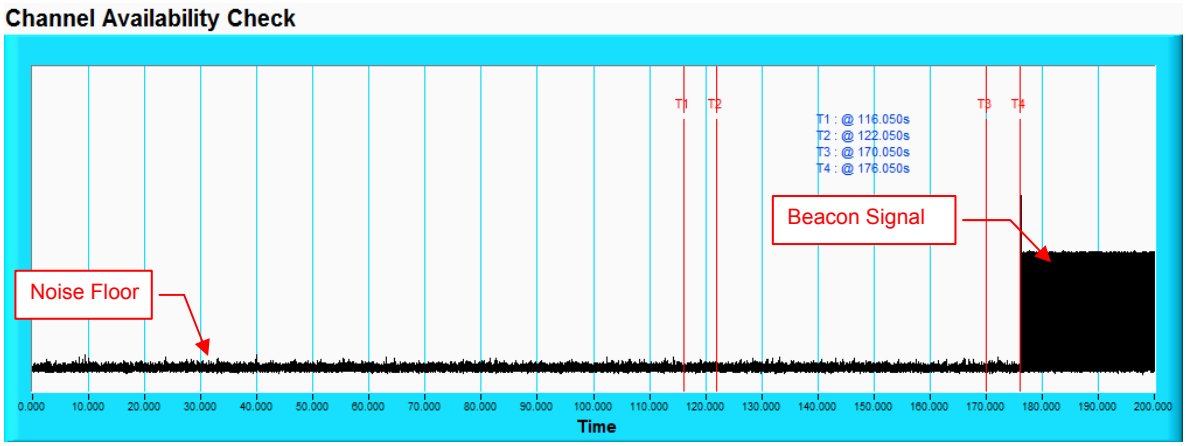


**NOTE:** T1 denotes the end of power-up time period is 116.05 second. T4 denotes the end of Channel Availability Check time is 176.05 second. Channel Availability Check time is equal to (T4 – T1) 60 seconds.

**Radar Burst at the Beginning of the Channel Availability Check Time**

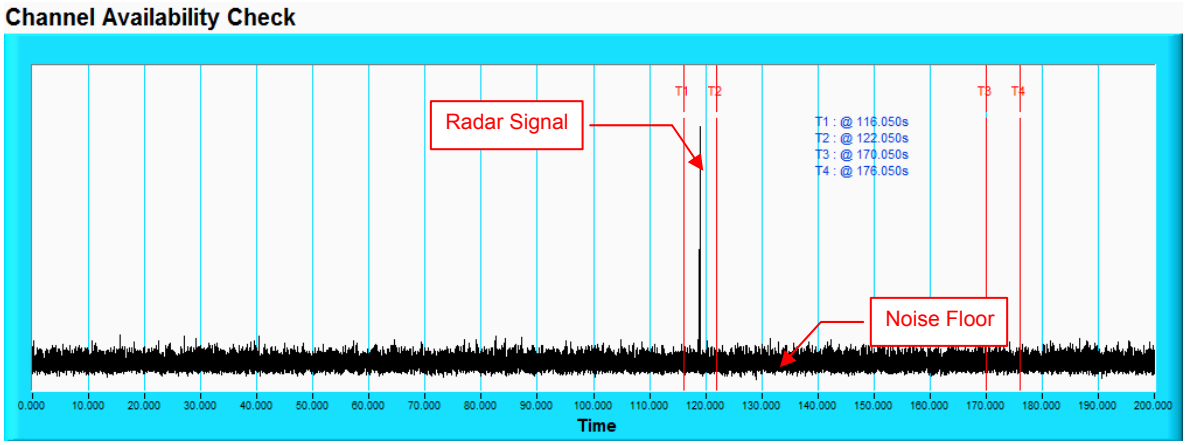


**NOTE:** T1 denotes the end of power up time period is 116.05 second. T2 denotes 122.05 second, the radar burst was commenced within a 6 second window starting from the end of power-up sequence. T4 denotes the 176.05 second.

**Radar Burst at the End of the Channel Availability Check Time**

**Channel Availability Check**

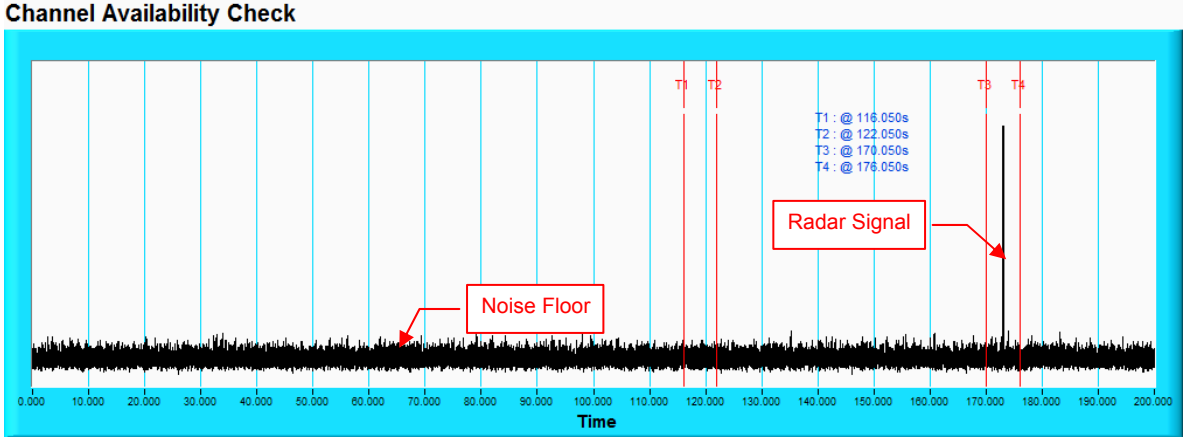


**NOTE:** T1 denotes the end of power up time period is 116.05 second. T3 denotes 170.05 second and radar burst was commenced within 54th second to 60th second window starting from the end of power-up sequence. T4 denotes the 176.05 second.

### 5.2.4 Channel Closing Transmission and Channel Move Time

**Wireless Traffic Loading**
**IEEE 802.11ac 20MHz**
**Duty Cycle**

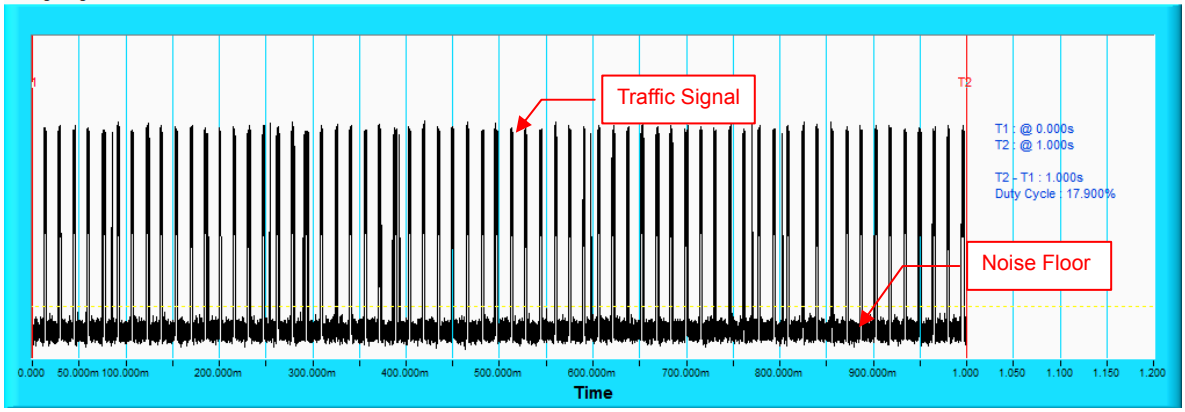


**IEEE 802.11ac 40MHz**
**Duty Cycle**

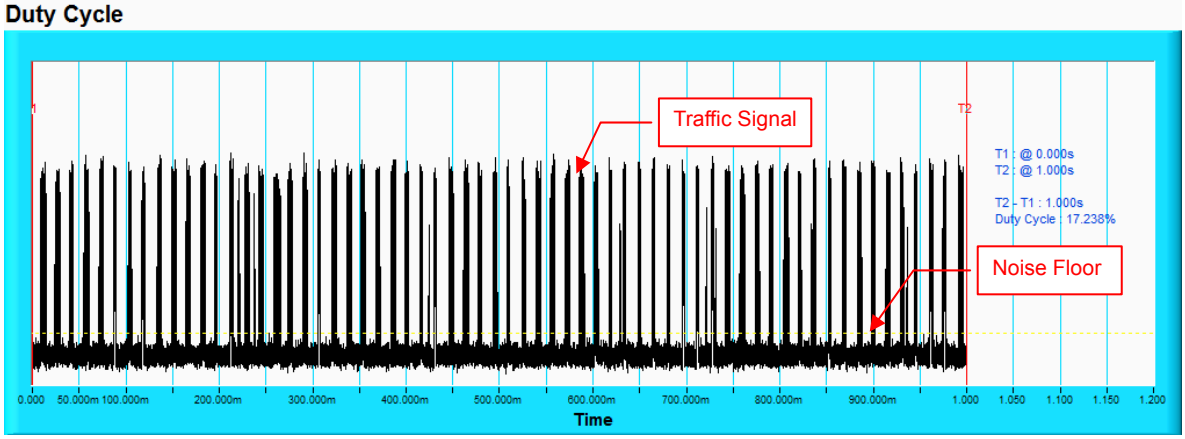


**IEEE 802.11ac 80MHz**
**Duty Cycle**

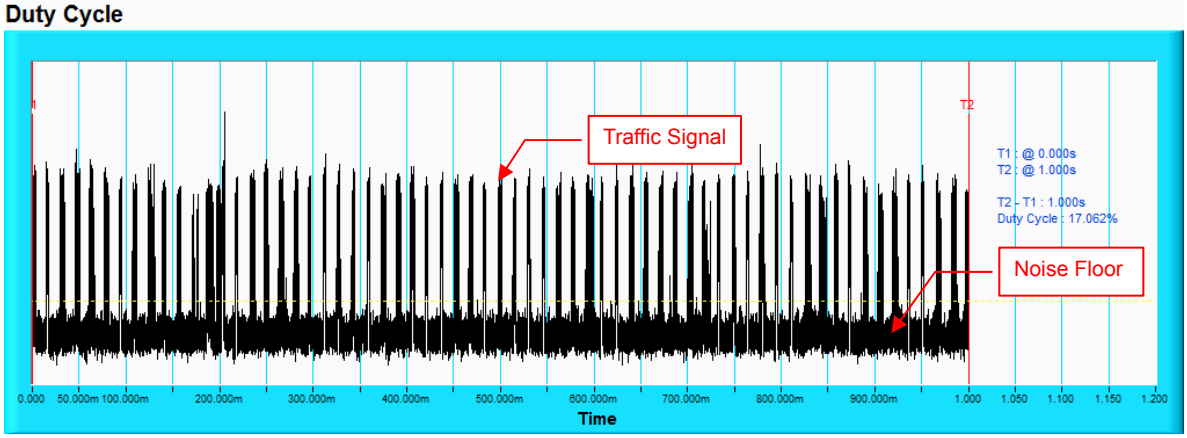

**Radar signal 0**

IEEE 802.11ac 80MHz

**Channel Closing Transmission Time & Channel Move Time**

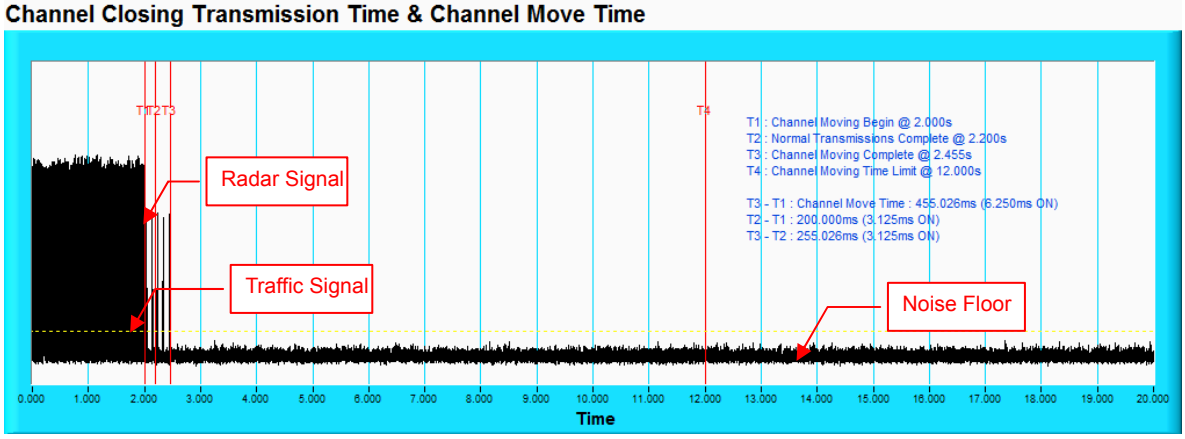


**NOTE:** T1 denotes the start of Channel Move Time upon the end of the last Radar burst. T2 denotes the data transmission time of 200ms from T1. T3 denotes the end of Channel Move Time. T4 denotes the 10 second from T1 to observe the aggregate duration of transmissions.

**Channel Closing Transmission Time & Channel Move Time**

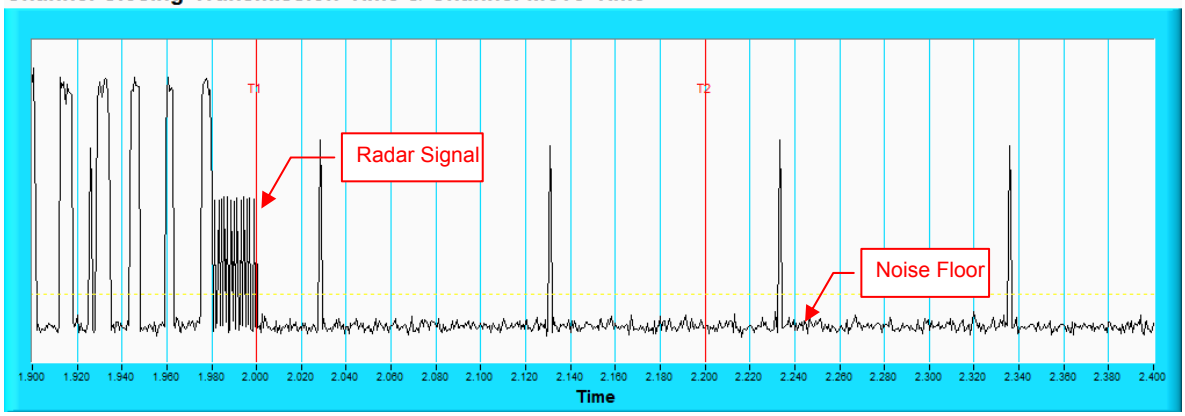


**NOTE:** Zoom-in of the first 500ms after radar signal applied.

**Radar signal 1**

IEEE 802.11ac 80MHz

**Channel Closing Transmission Time & Channel Move Time**

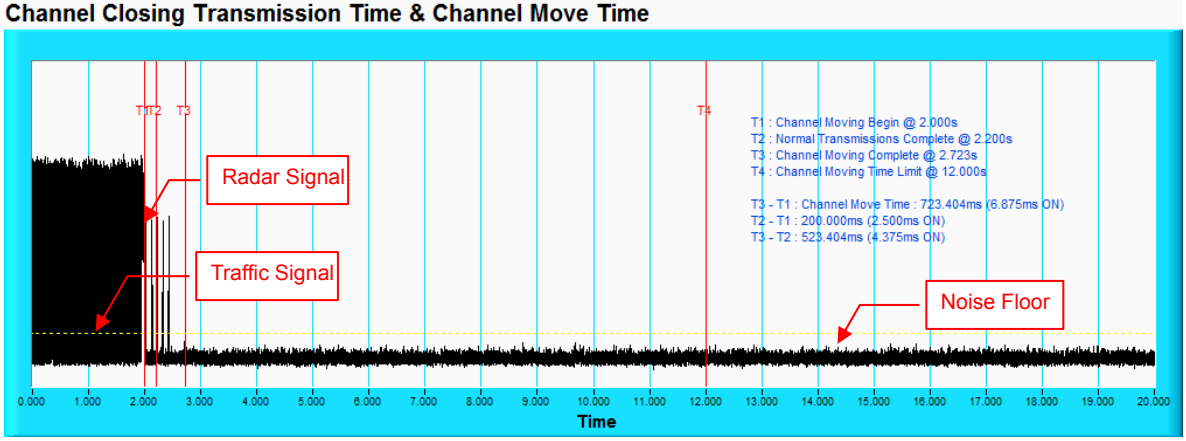


**NOTE:** T1 denotes the start of Channel Move Time upon the end of the last Radar burst. T2 denotes the data transmission time of 200ms from T1. T3 denotes the end of Channel Move Time. T4 denotes the 10 second from T1 to observe the aggregate duration of transmissions.

**Channel Closing Transmission Time & Channel Move Time**

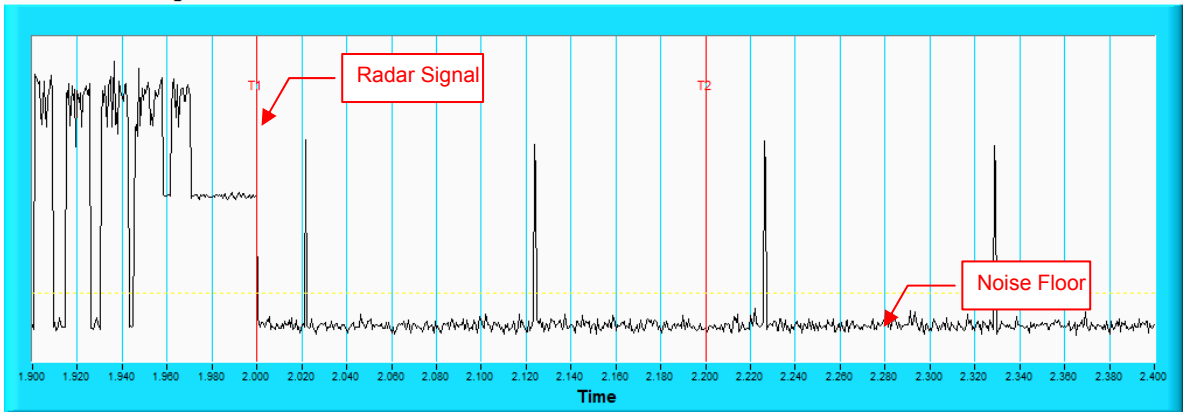


**NOTE:** Zoom-in of the first 500ms after radar signal applied.

**Radar signal 2**

IEEE 802.11ac 80MHz

**Channel Closing Transmission Time & Channel Move Time**

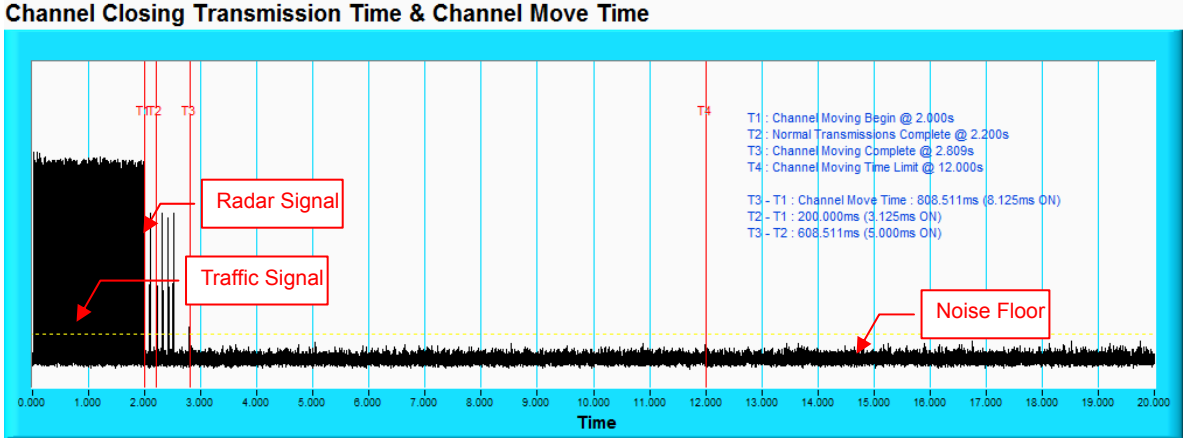


**NOTE:** T1 denotes the start of Channel Move Time upon the end of the last Radar burst. T2 denotes the data transmission time of 200ms from T1. T3 denotes the end of Channel Move Time. T4 denotes the 10 second from T1 to observe the aggregate duration of transmissions.

**Channel Closing Transmission Time & Channel Move Time**

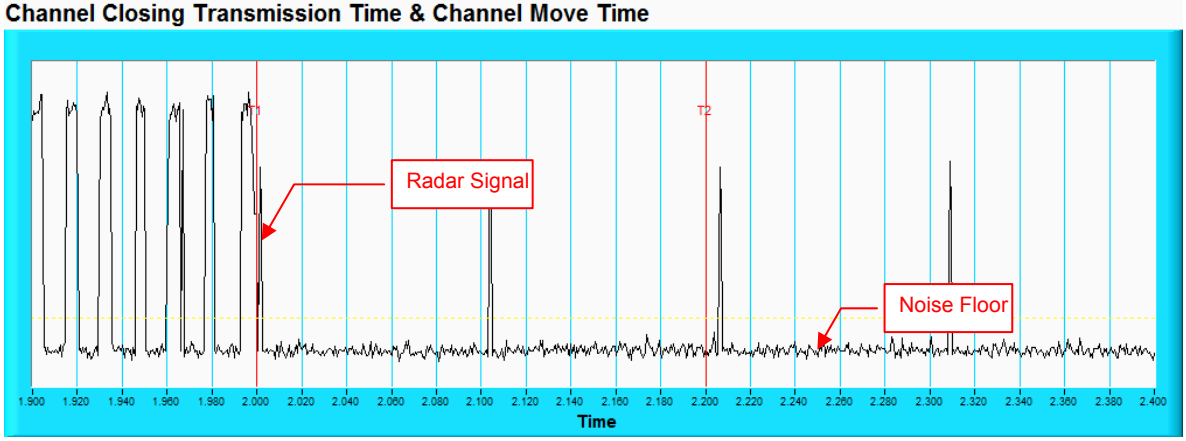


**NOTE:** Zoom-in of the first 500ms after radar signal applied.

**Radar signal 3**

IEEE 802.11ac 80MHz

**Channel Closing Transmission Time & Channel Move Time**

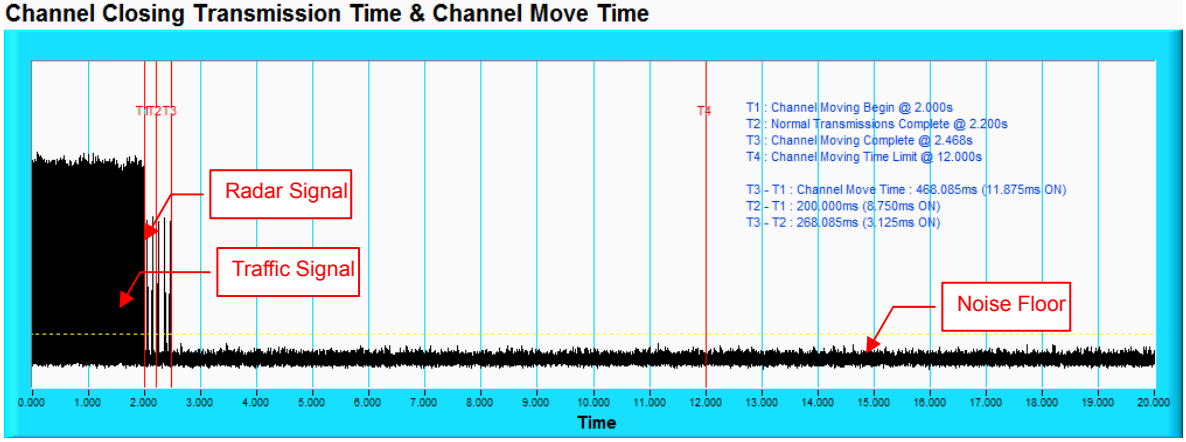


**NOTE:** T1 denotes the start of Channel Move Time upon the end of the last Radar burst. T2 denotes the data transmission time of 200ms from T1. T3 denotes the end of Channel Move Time. T4 denotes the 10 second from T1 to observe the aggregate duration of transmissions.

**Channel Closing Transmission Time & Channel Move Time**

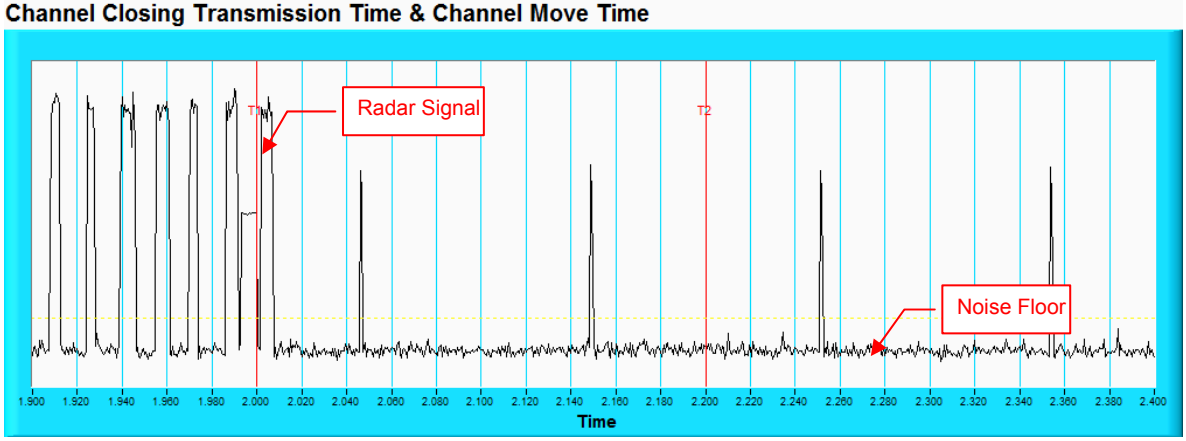


**NOTE:** Room-in of the first 500ms after radar signal applied.

**Radar signal 4**

IEEE 802.11ac 80MHz

**Channel Closing Transmission Time & Channel Move Time**

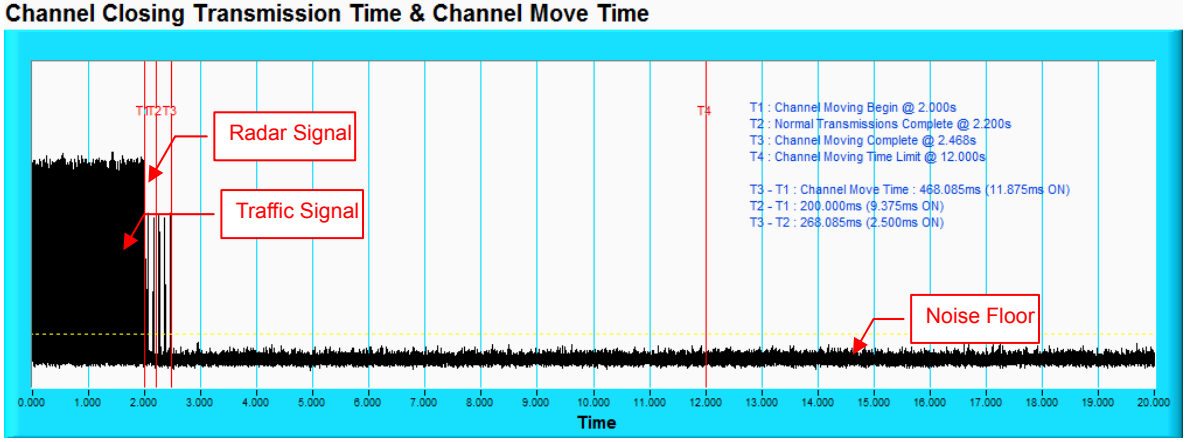


**NOTE:** T1 denotes the start of Channel Move Time upon the end of the last Radar burst. T2 denotes the data transmission time of 200ms from T1. T3 denotes the end of Channel Move Time. T4 denotes the 10 second from T1 to observe the aggregate duration of transmissions.

**Channel Closing Transmission Time & Channel Move Time**

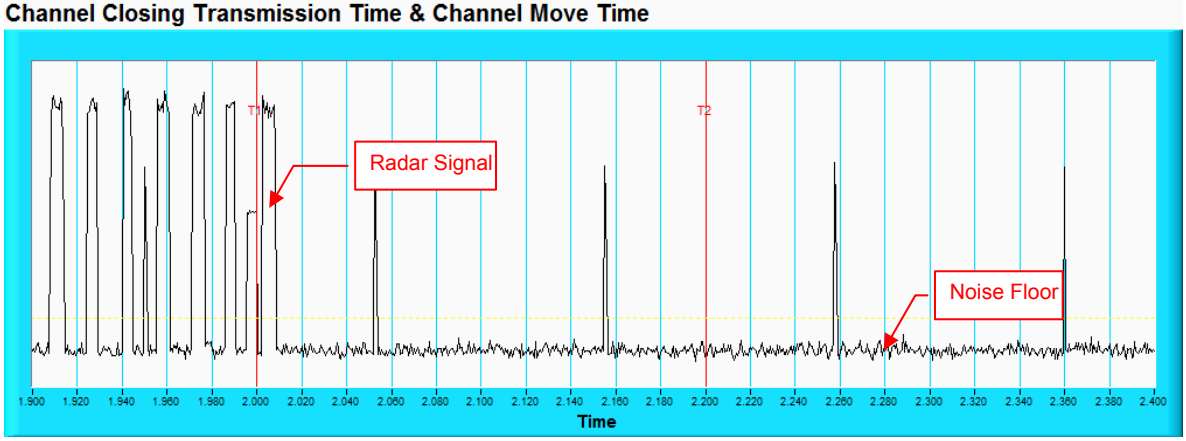


**NOTE:** Room-in of the first 500ms after radar signal applied.

**IEEE 802.11ac 20MHz**

Table 1: Short Pulse Radar Test Waveforms.

| Radar Type | Pulse Width (µsec) | PRI (µsec) | Number of Pulses | Number of Trials(Times) | Percentage of Successful Detection (%) |
|---|---|---|---|---|---|
| 1 | 1 | Test A: 15 unique PRI values randomly selected from the list of 23 PRI values in Table 5a | $\text{Roundup}\left\{\left(\frac{1}{360}\right)\cdot\left(\frac{19\cdot 10^6}{\text{PRI}_{\mu\text{sec}}}\right)\right\}$ | 30 | 100 |
| | | Test B: 15 unique PRI values randomly selected within the range of 518-3066 $\mu$ sec, with a minimum increment of 1 $\mu$ sec, excluding PRI values selected in Test A | | | |
| 2 | 1-5 | 150-230 | 23-29 | 30 | 76.67 |
| 3 | 6-10 | 200-500 | 16-18 | 30 | 86.67 |
| 4 | 11-20 | 200-500 | 12-16 | 30 | 80 |
| Aggregate (Radar Types 1-4) | | | | 120 | 85.83 |

Table 2: Long Pulse Radar Test Waveform

| Radar Type | Pulse Width (µsec) | Chirp Width (MHz) | PRI (µsec) | Number of Pulses per Burst | Number of Bursts | Number of Trials(Times) | Percentage of Successful Detection (%) |
|---|---|---|---|---|---|---|---|
| 5 | 50-100 | 5-20 | 1000-2000 | 1-3 | 8-20 | 30 | 83.33 |

Table 3: Frequency Hopping Radar Test Waveform

| Radar Type | Pulse Width (µsec) | PRI (µsec) | Pulses per Hop | Hopping Rate (kHz) | Hopping Sequence Length (msec) | Number of Trials(Times) | Percentage of Successful Detection (%) |
|---|---|---|---|---|---|---|---|
| 6 | 1 | 333 | 9 | 0.333 | 300 | 30 | 100 |

The Detailed Radar pattern and Statistical Performance showed in Annex A.

**IEEE 802.11ac 40MHz**

Table 1: Short Pulse Radar Test Waveforms.

| Radar Type | Pulse Width (μsec) | PRI (μsec) | Number of Pulses | Number of Trials(Times) | Percentage of Successful Detection (%) |
|---|---|---|---|---|---|
| 1 | 1 | Test A: 15 unique PRI values randomly selected from the list of 23 PRI values in Table 5a | $\text{Roundup}\left\{\left(\frac{1}{360}\right)\cdot\left(\frac{19\cdot 10^6}{\text{PRI}_{\mu\text{sec}}}\right)\right\}$ | 30 | 96.67 |
| | | Test B: 15 unique PRI values randomly selected within the range of 518-3066 μ sec, with a minimum increment of 1 μ sec, excluding PRI values selected in Test A | | | |
| 2 | 1-5 | 150-230 | 23-29 | 30 | 90 |
| 3 | 6-10 | 200-500 | 16-18 | 30 | 90 |
| 4 | 11-20 | 200-500 | 12-16 | 30 | 80 |
| Aggregate (Radar Types 1-4) | | | | 120 | 89.17 |

Table 2: Long Pulse Radar Test Waveform

| Radar Type | Pulse Width (μsec) | Chirp Width (MHz) | PRI (μsec) | Number of Pulses per Burst | Number of Bursts | Number of Trials(Times) | Percentage of Successful Detection (%) |
|---|---|---|---|---|---|---|---|
| 5 | 50-100 | 5-20 | 1000-2000 | 1-3 | 8-20 | 30 | 100 |

Table 3: Frequency Hopping Radar Test Waveform

| Radar Type | Pulse Width (μsec) | PRI (μsec) | Pulses per Hop | Hopping Rate (kHz) | Hopping Sequence Length (msec) | Number of Trials(Times) | Percentage of Successful Detection (%) |
|---|---|---|---|---|---|---|---|
| 6 | 1 | 333 | 9 | 0.333 | 300 | 30 | 100 |

The Detailed Radar pattern and Statistical Performance showed in Annex A.

**IEEE 802.11ac 80MHz**

Table 1: Short Pulse Radar Test Waveforms.

| Radar Type | Pulse Width (μsec) | PRI (μsec) | Number of Pulses | Number of Trials(Times) | Percentage of Successful Detection (%) |
|---|---|---|---|---|---|
| 1 | 1 | Test A: 15 unique PRI values randomly selected from the list of 23 PRI values in Table 5a | $\text{Roundup}\left\{\left(\frac{1}{360}\right)\cdot\left(\frac{19\cdot 10^6}{\text{PRI}_{\mu\text{sec}}}\right)\right\}$ | 30 | 100 |
| | | Test B: 15 unique PRI values randomly selected within the range of 518-3066 $\mu$ sec, with a minimum increment of 1 $\mu$ sec, excluding PRI values selected in Test A | | | |
| 2 | 1-5 | 150-230 | 23-29 | 30 | 83.33 |
| 3 | 6-10 | 200-500 | 16-18 | 30 | 90 |
| 4 | 11-20 | 200-500 | 12-16 | 30 | 83.33 |
| Aggregate (Radar Types 1-4) | | | | 120 | 89.17 |

Table 2: Long Pulse Radar Test Waveform

| Radar Type | Pulse Width (μsec) | Chirp Width (MHz) | PRI (μsec) | Number of Pulses per Burst | Number of Bursts | Number of Trials(Times) | Percentage of Successful Detection (%) |
|---|---|---|---|---|---|---|---|
| 5 | 50-100 | 5-20 | 1000-2000 | 1-3 | 8-20 | 30 | 100 |

Table 3: Frequency Hopping Radar Test Waveform

| Radar Type | Pulse Width (μsec) | PRI (μsec) | Pulses per Hop | Hopping Rate (kHz) | Hopping Sequence Length (msec) | Number of Trials(Times) | Percentage of Successful Detection (%) |
|---|---|---|---|---|---|---|---|
| 6 | 1 | 333 | 9 | 0.333 | 300 | 30 | 100 |

The Detailed Radar pattern and Statistical Performance showed in Annex A.

### 5.2.5 Non-Occupancy Period

**Associate test:**
During the 30 minutes observation time, UUT did not make any transmissions on a channel after a radar signal was detected on that channel by either the Channel Availability Check or the In-Service Monitoring.

1) Client links with master on 5500MHz.

Waveform of EUT links up with Master

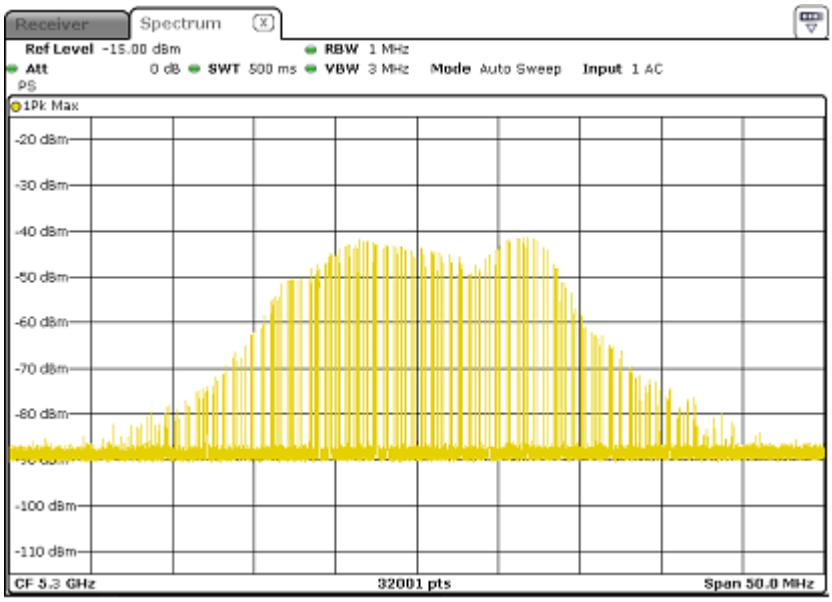


2) Client plays specified files via master.

Waveform of transmission

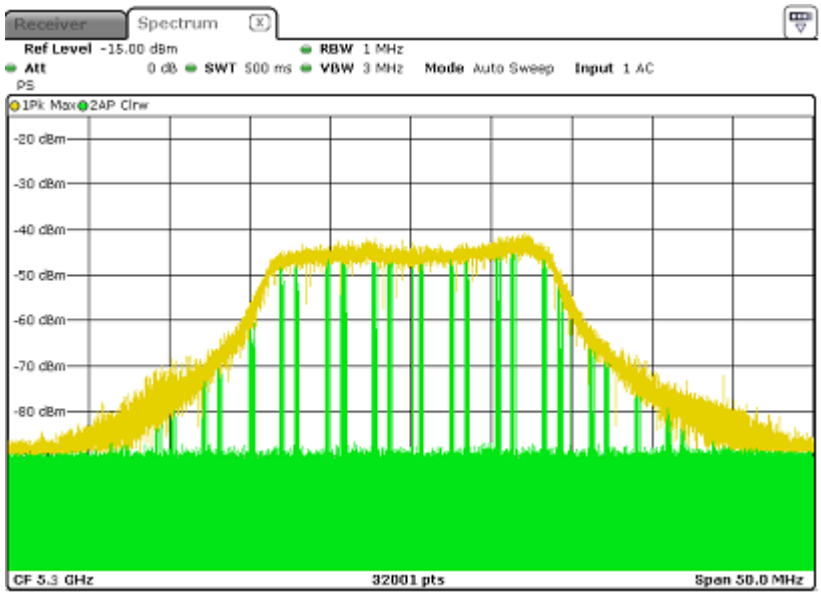

3) Radar signal is applied to the Master device and WiFi traffic signal stop immediately.

**Radar 0**

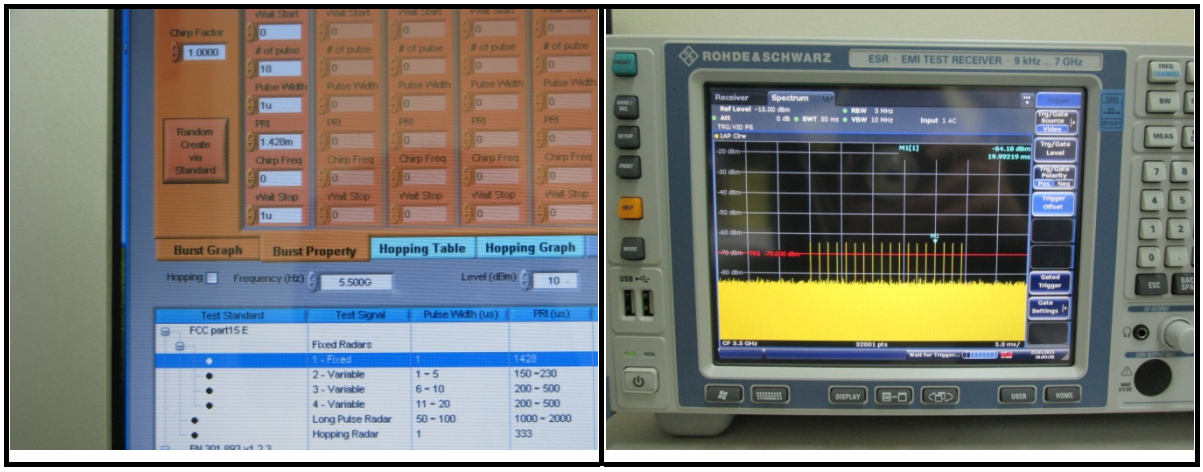


**Radar 1**

**Radar 2**

**Radar 3**




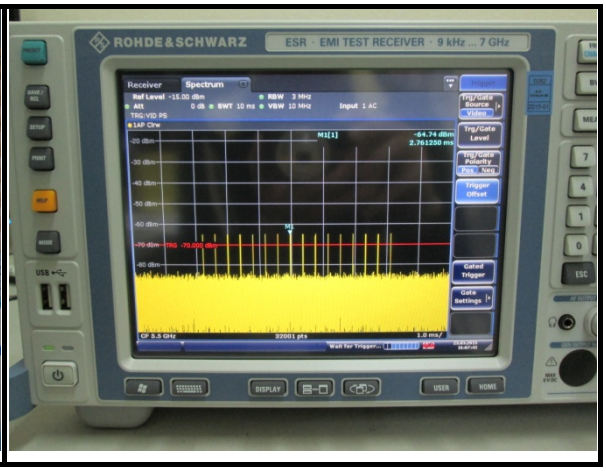


**Radar 4**

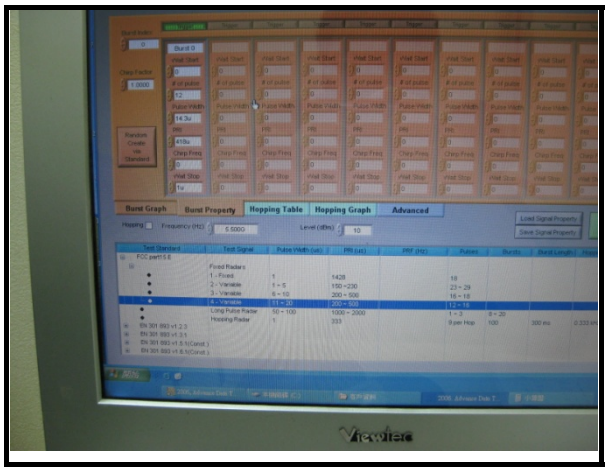


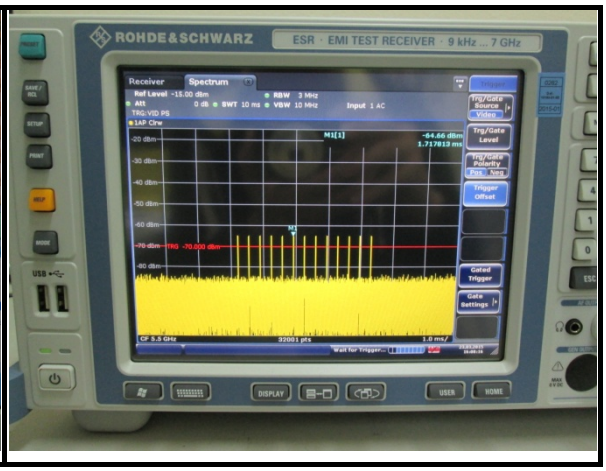


**Radar 5**

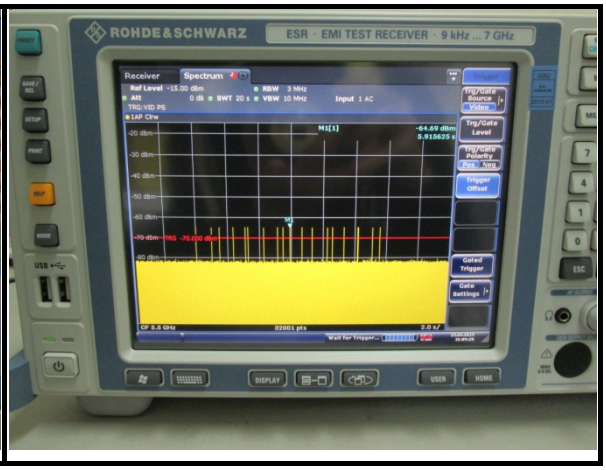

**Radar 6**

4) 5510MHz has been monitored in 30 minutes period. In this period, no any transmission occurs.

Plot of 30minutes period

**802.11ac 20MHz**

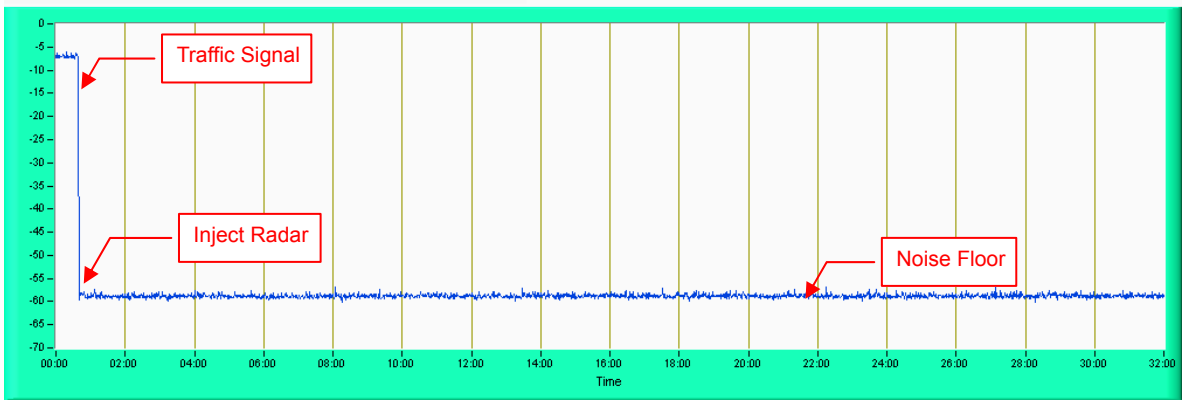


**NOTE:** Test setup are shown on Test setup photo.pdf

5.2.6 Uniform Spreading

The intention of the uniform spreading is to provide, on aggregate, a uniform loading of the spectrum. The EUT randomly select next output channel without any bias or fixed pattern, so that all channels in DFS bands (5150 MHz to 5725 MHz) will be used equally.

5.2.7 Transmit power control (TPC)

| TPC | E.I.R.P | LP0002 4.7.7.1 |
|---|---|---|
| √ | > 500mW | The TPC mechanism is required for system with an E.I.R.P. of above 500mW |
| | < 500mW | The TPC mechanism is not required for system with an E.I.R.P. of less 500mW |

**Annex-A**

**Annex A.1: The Detailed Radar pattern and Statistical Performance**

**IEEE 802.11ac VHT20**

| Type 1 Radar Statistical Performances | | | | | | |
|---|---|---|---|---|---|---|
| Trial # | Pulse Repetition Frequency Number (1 to 23) | PRF (Pulse per seconds) | Pulses per Burst | PRI (s) | Radar Frequency (MHz) | Detection |
| 1 | 22 | 1066.1 | 57 | 938u | 5506 | Yes |
| 2 | 10 | 1432.7 | 76 | 698u | 5495 | Yes |
| 3 | 6 | 1618.1 | 86 | 618u | 5505 | Yes |
| 4 | 2 | 1858.7 | 99 | 538u | 5501 | Yes |
| 5 | 19 | 1139.0 | 61 | 878u | 5491 | Yes |
| 6 | 23 | 326.2 | 18 | 3.066m | 5499 | Yes |
| 7 | 7 | 1567.4 | 83 | 638u | 5508 | Yes |
| 8 | 21 | 1089.3 | 58 | 918u | 5504 | Yes |
| 9 | 17 | 1193.3 | 63 | 838u | 5494 | Yes |
| 10 | 18 | 1165.5 | 62 | 858u | 5500 | Yes |
| 11 | 15 | 1253.1 | 67 | 798u | 5507 | Yes |
| 12 | 11 | 1392.8 | 74 | 718u | 5498 | Yes |
| 13 | 4 | 1730.1 | 92 | 578u | 5492 | Yes |
| 14 | 5 | 1672.2 | 89 | 598u | 5493 | Yes |
| 15 | 3 | 1792.1 | 95 | 558u | 5496 | Yes |
| 16 | | 394.3 | 21 | 2.536m | 5497 | Yes |
| 17 | | 1035.2 | 55 | 966u | 5503 | Yes |
| 18 | | 1209.2 | 64 | 827u | 5509 | Yes |
| 19 | | 399.8 | 22 | 2.501m | 5502 | Yes |
| 20 | | 385.4 | 21 | 2.595m | 5507 | Yes |
| 21 | | 897.7 | 48 | 1.114m | 5502 | Yes |
| 22 | | 768.0 | 41 | 1.302m | 5496 | Yes |
| 23 | | 328.4 | 18 | 3.045m | 5501 | Yes |
| 24 | | 615.8 | 33 | 1.624m | 5505 | Yes |
| 25 | | 347.5 | 19 | 2.878m | 5492 | Yes |
| 26 | | 973.7 | 52 | 1.027m | 5500 | Yes |
| 27 | | 402.4 | 22 | 2.485m | 5494 | Yes |
| 28 | | 625.0 | 33 | 1.600m | 5493 | Yes |
| 29 | | 853.2 | 46 | 1.172m | 5498 | Yes |
| 30 | | 849.6 | 45 | 1.177m | 5509 | Yes |
| | | | | | | Detection Rate: 100.0 % |

| Type 2 Radar Statistical Performances | | | | | |
|---|---|---|---|---|---|
| Trial # | Pulses per Burst | Pulse Width (s) | PRI (s) | Radar Frequency (MHz) | Detection |
| 1 | 26 | 3.2u | 179u | 5492 | No |
| 2 | 23 | 1.1u | 207u | 5493 | Yes |
| 3 | 24 | 2.1u | 230u | 5500 | Yes |
| 4 | 29 | 4.8u | 200u | 5496 | No |
| 5 | 28 | 3.9u | 214u | 5495 | No |
| 6 | 26 | 2.9u | 222u | 5491 | Yes |
| 7 | 26 | 3.2u | 204u | 5501 | Yes |
| 8 | 25 | 2.5u | 192u | 5498 | Yes |
| 9 | 26 | 3.1u | 164u | 5499 | Yes |
| 10 | 23 | 1.2u | 156u | 5494 | No |
| 11 | 27 | 3.9u | 210u | 5505 | Yes |
| 12 | 29 | 4.6u | 201u | 5504 | Yes |
| 13 | 26 | 3.2u | 162u | 5503 | Yes |
| 14 | 25 | 2.2u | 197u | 5497 | Yes |
| 15 | 29 | 4.5u | 163u | 5502 | Yes |
| 16 | 26 | 3u | 203u | 5506 | Yes |
| 17 | 29 | 5u | 168u | 5507 | Yes |
| 18 | 25 | 2.4u | 217u | 5508 | Yes |
| 19 | 26 | 2.9u | 191u | 5509 | Yes |
| 20 | 25 | 2.3u | 166u | 5499 | Yes |
| 21 | 27 | 3.7u | 150u | 5508 | No |
| 22 | 25 | 2.2u | 176u | 5504 | Yes |
| 23 | 29 | 4.9u | 195u | 5509 | Yes |
| 24 | 26 | 2.9u | 202u | 5495 | Yes |
| 25 | 25 | 2.5u | 178u | 5502 | No |
| 26 | 23 | 1.1u | 206u | 5497 | Yes |
| 27 | 27 | 3.8u | 155u | 5500 | Yes |
| 28 | 29 | 4.7u | 157u | 5494 | Yes |
| 29 | 25 | 2.4u | 224u | 5507 | No |
| 30 | 28 | 4.2u | 159u | 5491 | Yes |
| | | | | | Detection Rate: 76.67 % |

| Type 3 Radar Statistical Performances | | | | | |
|---|---|---|---|---|---|
| Trial # | Pulses per Burst | Pulse Width (s) | PRI (s) | Radar Frequency (MHz) | Detection |
| 1 | 17 | 8.2u | 355u | 5504 | No |
| 2 | 16 | 6.1u | 487u | 5494 | Yes |
| 3 | 16 | 7.1u | 344u | 5498 | Yes |
| 4 | 18 | 9.8u | 288u | 5492 | Yes |
| 5 | 18 | 8.9u | 230u | 5495 | Yes |
| 6 | 17 | 7.9u | 432u | 5493 | Yes |
| 7 | 17 | 8.2u | 207u | 5503 | Yes |
| 8 | 17 | 7.5u | 443u | 5497 | Yes |
| 9 | 17 | 8.1u | 439u | 5507 | Yes |
| 10 | 16 | 6.2u | 223u | 5509 | Yes |
| 11 | 18 | 8.9u | 208u | 5501 | No |
| 12 | 18 | 9.6u | 463u | 5491 | Yes |
| 13 | 17 | 8.2u | 441u | 5496 | Yes |
| 14 | 16 | 7.2u | 323u | 5508 | No |
| 15 | 18 | 9.5u | 297u | 5506 | Yes |
| 16 | 17 | 8u | 412u | 5502 | Yes |
| 17 | 18 | 10u | 324u | 5500 | Yes |
| 18 | 17 | 7.4u | 271u | 5505 | Yes |
| 19 | 17 | 7.9u | 349u | 5499 | Yes |
| 20 | 16 | 7.3u | 409u | 5506 | Yes |
| 21 | 18 | 8.7u | 373u | 5494 | Yes |
| 22 | 16 | 7.2u | 254u | 5501 | Yes |
| 23 | 18 | 9.9u | 274u | 5503 | Yes |
| 24 | 17 | 7.9u | 278u | 5493 | Yes |
| 25 | 17 | 7.5u | 317u | 5499 | Yes |
| 26 | 16 | 6.1u | 260u | 5505 | Yes |
| 27 | 18 | 8.8u | 211u | 5491 | Yes |
| 28 | 18 | 9.7u | 272u | 5509 | Yes |
| 29 | 17 | 7.4u | 264u | 5504 | No |
| 30 | 18 | 9.2u | 284u | 5492 | Yes |
| | | | | | Detection Rate: 86.67 % |

| Type 4 Radar Statistical Performances | | | | | |
|---|---|---|---|---|---|
| Trial # | Pulses per Burst | Pulse Width (s) | PRI (s) | Radar Frequency (MHz) | Detection |
| 1 | 14 | 16u | 355u | 5501 | Yes |
| 2 | 12 | 11.3u | 487u | 5497 | Yes |
| 3 | 13 | 13.5u | 344u | 5493 | No |
| 4 | 16 | 19.4u | 288u | 5494 | Yes |
| 5 | 15 | 17.5u | 230u | 5495 | Yes |
| 6 | 14 | 15.3u | 432u | 5504 | Yes |
| 7 | 14 | 15.9u | 207u | 5491 | Yes |
| 8 | 13 | 14.3u | 443u | 5508 | Yes |
| 9 | 14 | 15.8u | 439u | 5498 | Yes |
| 10 | 12 | 11.5u | 223u | 5500 | No |
| 11 | 15 | 17.4u | 208u | 5502 | Yes |
| 12 | 16 | 19u | 463u | 5492 | No |
| 13 | 14 | 16u | 441u | 5499 | No |
| 14 | 13 | 13.8u | 323u | 5496 | Yes |
| 15 | 16 | 18.9u | 297u | 5503 | Yes |
| 16 | 14 | 15.5u | 412u | 5506 | Yes |
| 17 | 16 | 19.9u | 324u | 5507 | Yes |
| 18 | 13 | 14.1u | 271u | 5505 | Yes |
| 19 | 14 | 15.2u | 349u | 5509 | Yes |
| 20 | 13 | 13.8u | 409u | 5507 | Yes |
| 21 | 15 | 17.1u | 373u | 5509 | Yes |
| 22 | 13 | 13.8u | 254u | 5503 | Yes |
| 23 | 16 | 19.8u | 274u | 5501 | Yes |
| 24 | 14 | 15.3u | 278u | 5495 | Yes |
| 25 | 13 | 14.5u | 317u | 5496 | Yes |
| 26 | 12 | 11.3u | 260u | 5491 | No |
| 27 | 15 | 17.3u | 211u | 5492 | No |
| 28 | 16 | 19.2u | 272u | 5506 | Yes |
| 29 | 13 | 14.2u | 264u | 5493 | Yes |
| 30 | 15 | 18.2u | 284u | 5494 | Yes |
| | | | | | Detection Rate: 80 % |

| Type 5 Radar Statistical Performances | | |
|---|---|---|
| Trial # | Test Signal Name | Detection |
| 1 | LP_Signal_01 | Yes |
| 2 | LP_Signal_02 | No |
| 3 | LP_Signal_03 | Yes |
| 4 | LP_Signal_04 | Yes |
| 5 | LP_Signal_05 | Yes |
| 6 | LP_Signal_06 | No |
| 7 | LP_Signal_07 | Yes |
| 8 | LP_Signal_08 | No |
| 9 | LP_Signal_09 | No |
| 10 | LP_Signal_10 | No |
| 11 | LP_Signal_11 | Yes |
| 12 | LP_Signal_12 | Yes |
| 13 | LP_Signal_13 | Yes |
| 14 | LP_Signal_14 | Yes |
| 15 | LP_Signal_15 | Yes |
| 16 | LP_Signal_16 | Yes |
| 17 | LP_Signal_17 | Yes |
| 18 | LP_Signal_18 | Yes |
| 19 | LP_Signal_19 | Yes |
| 20 | LP_Signal_20 | Yes |
| 21 | LP_Signal_21 | Yes |
| 22 | LP_Signal_22 | Yes |
| 23 | LP_Signal_23 | Yes |
| 24 | LP_Signal_24 | Yes |
| 25 | LP_Signal_25 | Yes |
| 26 | LP_Signal_26 | Yes |
| 27 | LP_Signal_27 | Yes |
| 28 | LP_Signal_28 | Yes |
| 29 | LP_Signal_29 | Yes |
| 30 | LP_Signal_30 | Yes |
| | | Detection Rate: 83.3 % |

Long Pulse Radar Test Signal
Test Signal Name: LP_Signal_01
Number of Bursts in Trial: 19
Chrip Center Frequency: 5493MHz

| Burst | Pulses per Burst | Chrip (Hz) | Pulse Width (s) | Pulse 1 to 2 Spacing (s) | Pulse 2 to 3 Spacing (s) | Start Location (s) |
|---|---|---|---|---|---|---|
| 1 | 2 | 5M | 50.4u | 1.916m | - | 334.6m |
| 2 | 2 | 5M | 54.2u | 1.760m | - | 40.17m |
| 3 | 2 | 5M | 66.7u | 1.591m | - | 375.0m |
| 4 | 1 | 5M | 81.8u | - | - | 224.8m |
| 5 | 3 | 5M | 85.3u | 1.562m | 1.550m | 598.5m |
| 6 | 2 | 5M | 50.9u | 1.097m | - | 247.8m |
| 7 | 3 | 5M | 71.5u | 1.403m | 1.250m | 384.9m |
| 8 | 1 | 5M | 57.3u | - | - | 545.1m |
| 9 | 1 | 5M | 99.4u | - | - | 327.7m |
| 10 | 2 | 5M | 81.7u | 1.762m | - | 346.5m |
| 11 | 3 | 5M | 87.0u | 1.625m | 1.683m | 237.2m |
| 12 | 2 | 5M | 94.9u | 1.522m | - | 585.4m |
| 13 | 2 | 5M | 83.5u | 1.529m | - | 480.1m |
| 14 | 2 | 5M | 66.1u | 1.677m | - | 545.9m |
| 15 | 2 | 5M | 52.9u | 1.709m | - | 563.8m |
| 16 | 3 | 5M | 51.5u | 1.865m | 1.887m | 433.2m |
| 17 | 1 | 5M | 82.8u | - | - | 4.846m |
| 18 | 2 | 5M | 84.6u | 957.4u | - | 397.1m |
| 19 | 3 | 5M | 70.6u | 1.247m | 1.791m | 432.2m |

Long Pulse Radar Test Signal
Test Signal Name: LP_Signal_02
Number of Bursts in Trial: 19
Chrip Center Frequency: 5493MHz

| Burst | Pulses per Burst | Chrip (Hz) | Pulse Width (s) | Pulse 1 to 2 Spacing (s) | Pulse 2 to 3 Spacing (s) | Start Location (s) |
|---|---|---|---|---|---|---|
| 1 | 3 | 5M | 61.2u | 1.793m | 1.857m | 398.8m |
| 2 | 1 | 5M | 53.7u | - | - | 300.3m |
| 3 | 2 | 5M | 82.7u | 1.900m | - | 154.0m |
| 4 | 3 | 5M | 98.8u | 1.369m | 1.879m | 7.212m |
| 5 | 2 | 5M | 54.9u | 1.516m | - | 475.2m |
| 6 | 3 | 5M | 57.2u | 1.640m | 1.396m | 427.7m |
| 7 | 2 | 5M | 91.6u | 1.507m | - | 435.3m |
| 8 | 2 | 5M | 69.8u | 1.897m | - | 349.7m |
| 9 | 2 | 5M | 58.1u | 1.668m | - | 584.4m |
| 10 | 2 | 5M | 81.6u | 1.380m | - | 184.8m |
| 11 | 2 | 5M | 57.5u | 1.242m | - | 221.2m |
| 12 | 3 | 5M | 92.2u | 1.227m | 913.8u | 353.3m |
| 13 | 2 | 5M | 81.9u | 1.129m | - | 486.4m |
| 14 | 2 | 5M | 66.9u | 1.395m | - | 235.5m |
| 15 | 1 | 5M | 67.9u | - | - | 415.5m |
| 16 | 3 | 5M | 99.2u | 1.884m | 1.803m | 462.9m |
| 17 | 2 | 5M | 71.2u | 1.043m | - | 214.2m |
| 18 | 1 | 5M | 70.9u | - | - | 379.4m |
| 19 | 2 | 5M | 68.8u | 1.209m | - | 322.3m |

Long Pulse Radar Test Signal
Test Signal Name: LP_Signal_03
Number of Bursts in Trial: 18
Chrip Center Frequency: 5494MHz

| Burst | Pulses per Burst | Chrip (Hz) | Pulse Width (s) | Pulse 1 to 2 Spacing (s) | Pulse 2 to 3 Spacing (s) | Start Location (s) |
|---|---|---|---|---|---|---|
| 1 | 2 | 5M | 64.8u | 1.186m | - | 75.79m |
| 2 | 3 | 5M | 95.3u | 1.039m | 1.151m | 354.7m |
| 3 | 1 | 5M | 58.2u | - | - | 145.6m |
| 4 | 2 | 5M | 96.2u | 1.328m | - | 408.6m |
| 5 | 1 | 5M | 70.0u | - | - | 571.7m |
| 6 | 1 | 5M | 97.0u | - | - | 4.469m |
| 7 | 2 | 5M | 74.8u | 1.904m | - | 112.1m |
| 8 | 2 | 5M | 86.3u | 1.847m | - | 19.29m |
| 9 | 1 | 5M | 56.7u | - | - | 317.3m |
| 10 | 2 | 5M | 61.0u | 956.0u | - | 142.0m |
| 11 | 2 | 5M | 71.0u | 935.0u | - | 251.8m |
| 12 | 1 | 5M | 54.2u | - | - | 150.7m |
| 13 | 3 | 5M | 90.1u | 1.385m | 1.143m | 630.6m |
| 14 | 2 | 5M | 99.6u | 1.522m | - | 405.1m |
| 15 | 2 | 5M | 67.1u | 1.741m | - | 9.165m |
| 16 | 2 | 5M | 50.8u | 1.064m | - | 487.1m |
| 17 | 2 | 5M | 78.9u | 1.002m | - | 226.8m |
| 18 | 3 | 5M | 87.7u | 1.409m | 1.017m | 595.7m |

Long Pulse Radar Test Signal
Test Signal Name: LP_Signal_04
Number of Bursts in Trial: 16
Chrip Center Frequency: 5495MHz

| Burst | Pulses per Burst | Chrip (Hz) | Pulse Width (s) | Pulse 1 to 2 Spacing (s) | Pulse 2 to 3 Spacing (s) | Start Location (s) |
|---|---|---|---|---|---|---|
| 1 | 3 | 6M | 58.3u | 1.169m | 1.228m | 212.0m |
| 2 | 1 | 6M | 67.9u | - | - | 683.3m |
| 3 | 2 | 6M | 76.5u | 1.176m | - | 683.9m |
| 4 | 2 | 6M | 54.8u | 1.298m | - | 490.2m |
| 5 | 3 | 6M | 79.2u | 1.024m | 1.835m | 160.4m |
| 6 | 2 | 6M | 89.3u | 1.805m | - | 653.3m |
| 7 | 1 | 6M | 77.2u | - | - | 73.40m |
| 8 | 3 | 6M | 89.4u | 1.249m | 1.228m | 589.4m |
| 9 | 3 | 6M | 97.7u | 1.549m | 1.052m | 484.7m |
| 10 | 3 | 6M | 99.5u | 1.824m | 1.045m | 490.8m |
| 11 | 2 | 6M | 62.4u | 1.758m | - | 48.28m |
| 12 | 2 | 6M | 99.1u | 1.202m | - | 270.9m |
| 13 | 3 | 6M | 92.6u | 1.079m | 1.569m | 227.5m |
| 14 | 2 | 6M | 87.4u | 1.359m | - | 577.4m |
| 15 | 1 | 6M | 81.1u | - | - | 371.3m |
| 16 | 3 | 6M | 50.5u | 1.117m | 996.5u | 19.19m |

| Long Pulse Radar Test Signal<br>Test Signal Name: LP_Signal_05<br>Number of Bursts in Trial: 16<br>Chrip Center Frequency: 5495MHz | | | | | | |
|---|---|---|---|---|---|---|
| Burst | Pulses per Burst | Chrip (Hz) | Pulse Width (s) | Pulse 1 to 2 Spacing (s) | Pulse 2 to 3 Spacing (s) | Start Location (s) |
| 1 | 2 | 6M | 61.5u | 1.386m | - | 311.0m |
| 2 | 3 | 6M | 67.1u | 1.513m | 1.138m | 208.0m |
| 3 | 2 | 6M | 96.6u | 1.844m | - | 387.8m |
| 4 | 1 | 6M | 82.7u | - | - | 224.5m |
| 5 | 2 | 6M | 67.8u | 1.718m | - | 627.0m |
| 6 | 2 | 6M | 87.2u | 1.177m | - | 181.9m |
| 7 | 2 | 6M | 67.9u | 1.705m | - | 545.1m |
| 8 | 3 | 6M | 92.8u | 1.251m | 1.284m | 255.7m |
| 9 | 1 | 6M | 68.4u | - | - | 724.0m |
| 10 | 3 | 6M | 70.6u | 1.617m | 1.276m | 638.6m |
| 11 | 2 | 6M | 79.2u | 1.690m | - | 1.461m |
| 12 | 2 | 6M | 66.8u | 1.231m | - | 710.1m |
| 13 | 2 | 6M | 79.3u | 1.785m | - | 297.6m |
| 14 | 3 | 6M | 52.6u | 1.716m | 1.394m | 154.1m |
| 15 | 1 | 6M | 51.5u | - | - | 341.0m |
| 16 | 2 | 6M | 60.8u | 1.100m | - | 636.3m |

| Long Pulse Radar Test Signal<br>Test Signal Name: LP_Signal_06<br>Number of Bursts in Trial: 12<br>Chrip Center Frequency: 5495MHz | | | | | | |
|---|---|---|---|---|---|---|
| Burst | Pulses per Burst | Chrip (Hz) | Pulse Width (s) | Pulse 1 to 2 Spacing (s) | Pulse 2 to 3 Spacing (s) | Start Location (s) |
| 1 | 1 | 6M | 74.4u | - | - | 870.4m |
| 2 | 2 | 6M | 73.0u | 1.799m | - | 254.4m |
| 3 | 1 | 6M | 69.1u | - | - | 695.0m |
| 4 | 2 | 6M | 80.4u | 1.729m | - | 818.0m |
| 5 | 2 | 6M | 80.1u | 1.222m | - | 775.0m |
| 6 | 3 | 6M | 61.6u | 1.022m | 1.568m | 773.7m |
| 7 | 2 | 6M | 72.5u | 1.562m | - | 260.7m |
| 8 | 3 | 6M | 69.9u | 1.863m | 1.712m | 187.4m |
| 9 | 2 | 6M | 98.9u | 1.750m | - | 407.2m |
| 10 | 1 | 6M | 86.5u | - | - | 242.1m |
| 11 | 2 | 6M | 67.5u | 1.178m | - | 608.3m |
| 12 | 3 | 6M | 85.8u | 1.665m | 1.754m | 944.7m |

Long Pulse Radar Test Signal
Test Signal Name: LP_Signal_07
Number of Bursts in Trial: 13
Chrip Center Frequency: 5496MHz

| Burst | Pulses per Burst | Chrip (Hz) | Pulse Width (s) | Pulse 1 to 2 Spacing (s) | Pulse 2 to 3 Spacing (s) | Start Location (s) |
|---|---|---|---|---|---|---|
| 1 | 2 | 7M | 52.9u | 1.149m | - | 459.6m |
| 2 | 2 | 7M | 72.7u | 1.195m | - | 749.5m |
| 3 | 2 | 7M | 84.3u | 1.348m | - | 820.7m |
| 4 | 2 | 7M | 77.1u | 1.831m | - | 696.8m |
| 5 | 1 | 7M | 99.5u | - | - | 365.0m |
| 6 | 1 | 7M | 81.5u | - | - | 821.3m |
| 7 | 2 | 7M | 66.5u | 1.670m | - | 10.40m |
| 8 | 2 | 7M | 94.2u | 1.051m | - | 450.0m |
| 9 | 2 | 7M | 54.3u | 1.075m | - | 892.9m |
| 10 | 2 | 7M | 97.5u | 1.352m | - | 129.0m |
| 11 | 3 | 7M | 66.1u | 1.290m | 952.9u | 70.05m |
| 12 | 2 | 7M | 64.0u | 1.671m | - | 229.6m |
| 13 | 1 | 7M | 50.9u | - | - | 132.1m |

Long Pulse Radar Test Signal
Test Signal Name: LP_Signal_08
Number of Bursts in Trial: 15
Chrip Center Frequency: 5497MHz

| Burst | Pulses per Burst | Chrip (Hz) | Pulse Width (s) | Pulse 1 to 2 Spacing (s) | Pulse 2 to 3 Spacing (s) | Start Location (s) |
|---|---|---|---|---|---|---|
| 1 | 2 | 7M | 53.0u | 969.0u | - | 746.8m |
| 2 | 1 | 7M | 63.4u | - | - | 742.3m |
| 3 | 2 | 7M | 50.2u | 1.509m | - | 409.2m |
| 4 | 3 | 7M | 60.1u | 1.447m | 1.300m | 473.9m |
| 5 | 2 | 7M | 80.0u | 1.361m | - | 541.6m |
| 6 | 2 | 7M | 54.0u | 1.276m | - | 751.9m |
| 7 | 2 | 7M | 86.4u | 1.372m | - | 5.669m |
| 8 | 3 | 7M | 67.1u | 1.234m | 1.548m | 681.3m |
| 9 | 1 | 7M | 83.2u | - | - | 569.4m |
| 10 | 2 | 7M | 89.6u | 1.288m | - | 710.9m |
| 11 | 2 | 7M | 68.4u | 1.713m | - | 305.7m |
| 12 | 2 | 7M | 98.4u | 1.105m | - | 659.4m |
| 13 | 2 | 7M | 53.8u | 1.651m | - | 260.7m |
| 14 | 3 | 7M | 90.7u | 971.3u | 1.297m | 64.39m |
| 15 | 3 | 7M | 88.5u | 1.396m | 1.731m | 619.3m |

| Long Pulse Radar Test Signal<br>Test Signal Name: LP_Signal_09<br>Number of Bursts in Trial: 19<br>Chrip Center Frequency: 5498MHz | | | | | | |
|---|---|---|---|---|---|---|
| Burst | Pulses per Burst | Chrip (Hz) | Pulse Width (s) | Pulse 1 to 2 Spacing (s) | Pulse 2 to 3 Spacing (s) | Start Location (s) |
| 1 | 1 | 7M | 88.9u | - | - | 400.9m |
| 2 | 2 | 7M | 87.7u | 1.749m | - | 609.2m |
| 3 | 2 | 7M | 50.6u | 1.085m | - | 105.0m |
| 4 | 3 | 7M | 91.1u | 1.614m | 1.318m | 577.2m |
| 5 | 2 | 7M | 74.9u | 973.1u | - | 357.6m |
| 6 | 3 | 7M | 73.2u | 1.725m | 1.906m | 367.0m |
| 7 | 3 | 7M | 80.3u | 945.7u | 1.860m | 150.4m |
| 8 | 2 | 7M | 95.3u | 1.286m | - | 625.2m |
| 9 | 2 | 7M | 84.7u | 1.685m | - | 954.0u |
| 10 | 2 | 7M | 59.4u | 1.472m | - | 547.2m |
| 11 | 2 | 7M | 86.9u | 1.657m | - | 488.3m |
| 12 | 2 | 7M | 58.6u | 1.575m | - | 148.0m |
| 13 | 1 | 7M | 97.1u | - | - | 448.7m |
| 14 | 1 | 7M | 75.6u | - | - | 601.2m |
| 15 | 3 | 7M | 66.8u | 1.457m | 1.366m | 239.7m |
| 16 | 2 | 7M | 79.2u | 1.394m | - | 127.7m |
| 17 | 2 | 7M | 50.1u | 1.763m | - | 55.41m |
| 18 | 1 | 7M | 73.1u | - | - | 132.9m |
| 19 | 1 | 7M | 51.8u | - | - | 601.6m |

| Long Pulse Radar Test Signal<br>Test Signal Name: LP_Signal_10<br>Number of Bursts in Trial: 9<br>Chrip Center Frequency: 5499MHz | | | | | | |
|---|---|---|---|---|---|---|
| Burst | Pulses per Burst | Chrip (Hz) | Pulse Width (s) | Pulse 1 to 2 Spacing (s) | Pulse 2 to 3 Spacing (s) | Start Location (s) |
| 1 | 2 | 8M | 93.1u | 1.620m | - | 499.5m |
| 2 | 2 | 8M | 90.9u | 1.377m | - | 1.052 |
| 3 | 3 | 8M | 82.3u | 1.050m | 941.7u | 104.9m |
| 4 | 2 | 8M | 54.9u | 1.127m | - | 1.141 |
| 5 | 1 | 8M | 91.9u | - | - | 543.0m |
| 6 | 1 | 8M | 67.1u | - | - | 72.55m |
| 7 | 2 | 8M | 57.6u | 1.477m | - | 617.0m |
| 8 | 2 | 8M | 79.3u | 922.7u | - | 624.9m |
| 9 | 2 | 8M | 85.0u | 1.009m | - | 707.7m |

| Long Pulse Radar Test Signal<br>Test Signal Name: LP_Signal_11<br>Number of Bursts in Trial: 14<br>Chrip Center Frequency: 5500MHz | | | | | | |
|---|---|---|---|---|---|---|
| Burst | Pulses per Burst | Chrip (Hz) | Pulse Width (s) | Pulse 1 to 2 Spacing (s) | Pulse 2 to 3 Spacing (s) | Start Location (s) |
| 1 | 1 | 15M | 63.5u | - | - | 839.9m |
| 2 | 3 | 6M | 97.5u | 1.416m | 925.5u | 48.28m |
| 3 | 1 | 15M | 91.8u | - | - | 752.4m |
| 4 | 1 | 14M | 86.5u | - | - | 143.7m |
| 5 | 2 | 18M | 71.1u | 1.545m | - | 601.8m |
| 6 | 1 | 6M | 82.8u | - | - | 148.8m |
| 7 | 1 | 7M | 64.4u | - | - | 386.1m |
| 8 | 1 | 18M | 53.6u | - | - | 560.5m |
| 9 | 1 | 15M | 98.6u | - | - | 725.7m |
| 10 | 3 | 19M | 85.5u | 1.115m | 1.136m | 119.7m |
| 11 | 1 | 15M | 100.0u | - | - | 278.8m |
| 12 | 3 | 12M | 87.8u | 946.2u | 1.112m | 177.8m |
| 13 | 2 | 9M | 61.9u | 1.555m | - | 393.5m |
| 14 | 3 | 18M | 86.5u | 1.084m | 1.587m | 38.97m |

| Long Pulse Radar Test Signal<br>Test Signal Name: LP_Signal_12<br>Number of Bursts in Trial: 9<br>Chrip Center Frequency: 5501MHz | | | | | | |
|---|---|---|---|---|---|---|
| Burst | Pulses per Burst | Chrip (Hz) | Pulse Width (s) | Pulse 1 to 2 Spacing (s) | Pulse 2 to 3 Spacing (s) | Start Location (s) |
| 1 | 2 | 8M | 58.9u | 1.002m | - | 989.2m |
| 2 | 3 | 8M | 79.9u | 1.077m | 1.801m | 660.2m |
| 3 | 1 | 8M | 66.4u | - | - | 769.1m |
| 4 | 3 | 8M | 62.0u | 1.858m | 1.539m | 163.1m |
| 5 | 2 | 8M | 60.5u | 1.679m | - | 587.7m |
| 6 | 2 | 8M | 73.6u | 1.760m | - | 712.2m |
| 7 | 1 | 8M | 98.5u | - | - | 501.0m |
| 8 | 2 | 8M | 78.1u | 1.302m | - | 756.8m |
| 9 | 3 | 8M | 99.7u | 1.069m | 1.783m | 557.6m |

Long Pulse Radar Test Signal
Test Signal Name: LP_Signal_13
Number of Bursts in Trial: 15
Chrip Center Frequency: 5499MHz

| Burst | Pulses per Burst | Chrip (Hz) | Pulse Width (s) | Pulse 1 to 2 Spacing (s) | Pulse 2 to 3 Spacing (s) | Start Location (s) |
|---|---|---|---|---|---|---|
| 1 | 1 | 9M | 89.4u | - | - | 338.0m |
| 2 | 3 | 9M | 68.3u | 1.753m | 1.438m | 613.1m |
| 3 | 2 | 9M | 63.6u | 1.362m | - | 303.8m |
| 4 | 2 | 9M | 80.5u | 993.5u | - | 595.4m |
| 5 | 2 | 9M | 73.6u | 1.540m | - | 78.46m |
| 6 | 1 | 9M | 87.3u | - | - | 160.7m |
| 7 | 2 | 9M | 74.5u | 1.600m | - | 607.5m |
| 8 | 2 | 9M | 77.4u | 1.693m | - | 479.2m |
| 9 | 2 | 9M | 78.4u | 989.6u | - | 115.9m |
| 10 | 2 | 9M | 93.1u | 1.366m | - | 724.2m |
| 11 | 1 | 9M | 84.2u | - | - | 81.00m |
| 12 | 1 | 9M | 74.9u | - | - | 557.2m |
| 13 | 2 | 9M | 81.2u | 1.048m | - | 738.1m |
| 14 | 2 | 9M | 55.9u | 1.240m | - | 186.3m |
| 15 | 3 | 9M | 76.3u | 1.412m | 1.545m | 715.8m |

Long Pulse Radar Test Signal
Test Signal Name: LP_Signal_14
Number of Bursts in Trial: 18
Chrip Center Frequency: 5498MHz

| Burst | Pulses per Burst | Chrip (Hz) | Pulse Width (s) | Pulse 1 to 2 Spacing (s) | Pulse 2 to 3 Spacing (s) | Start Location (s) |
|---|---|---|---|---|---|---|
| 1 | 1 | 9M | 92.6u | - | - | 574.7m |
| 2 | 3 | 9M | 67.9u | 1.272m | 1.316m | 302.6m |
| 3 | 1 | 9M | 85.3u | - | - | 195.7m |
| 4 | 2 | 9M | 87.8u | 1.863m | - | 517.8m |
| 5 | 2 | 9M | 73.7u | 1.364m | - | 350.7m |
| 6 | 1 | 9M | 55.8u | - | - | 569.5m |
| 7 | 3 | 9M | 99.1u | 936.9u | 1.756m | 652.9m |
| 8 | 2 | 9M | 94.5u | 1.889m | - | 175.3m |
| 9 | 2 | 9M | 69.1u | 1.741m | - | 186.8m |
| 10 | 2 | 9M | 60.2u | 1.826m | - | 144.5m |
| 11 | 2 | 9M | 90.0u | 1.419m | - | 500.0m |
| 12 | 2 | 9M | 98.3u | 1.336m | - | 157.3m |
| 13 | 2 | 9M | 94.4u | 1.660m | - | 479.9m |
| 14 | 3 | 9M | 91.0u | 1.788m | 1.474m | 137.2m |
| 15 | 1 | 9M | 74.3u | - | - | 351.9m |
| 16 | 2 | 9M | 55.0u | 1.665m | - | 89.03m |
| 17 | 3 | 9M | 85.5u | 981.5u | 1.182m | 444.9m |
| 18 | 2 | 9M | 86.1u | 1.623m | - | 259.0m |

Long Pulse Radar Test Signal
Test Signal Name: LP_Signal_15
Number of Bursts in Trial: 20
Chrip Center Frequency: 5502MHz

| Burst | Pulses per Burst | Chrip (Hz) | Pulse Width (s) | Pulse 1 to 2 Spacing (s) | Pulse 2 to 3 Spacing (s) | Start Location (s) |
|---|---|---|---|---|---|---|
| 1 | 1 | 9M | 94.6u | - | - | 541.2m |
| 2 | 2 | 9M | 94.3u | 1.687m | - | 300.2m |
| 3 | 3 | 9M | 67.5u | 1.885m | 1.052m | 314.5m |
| 4 | 3 | 9M | 51.5u | 1.605m | 1.393m | 582.8m |
| 5 | 1 | 9M | 96.5u | - | - | 281.6m |
| 6 | 3 | 9M | 93.8u | 914.2u | 1.809m | 93.31m |
| 7 | 2 | 9M | 52.4u | 1.213m | - | 451.3m |
| 8 | 2 | 9M | 89.2u | 1.714m | - | 513.7m |
| 9 | 1 | 9M | 78.4u | - | - | 498.4m |
| 10 | 1 | 9M | 81.3u | - | - | 245.5m |
| 11 | 1 | 9M | 76.6u | - | - | 633.1m |
| 12 | 2 | 9M | 98.4u | 1.540m | - | 80.05m |
| 13 | 2 | 9M | 72.1u | 1.237m | - | 256.2m |
| 14 | 2 | 9M | 73.7u | 1.744m | - | 548.2m |
| 15 | 2 | 9M | 66.1u | 1.736m | - | 408.8m |
| 16 | 3 | 9M | 84.7u | 1.337m | 1.034m | 251.4m |
| 17 | 1 | 9M | 85.1u | - | - | 332.5m |
| 18 | 1 | 9M | 52.1u | - | - | 142.5m |
| 19 | 1 | 9M | 85.5u | - | - | 0.000 |
| 20 | 2 | 9M | 86.1u | 1.623m | - | 259.0m |

Long Pulse Radar Test Signal
Test Signal Name: LP_Signal_16
Number of Bursts in Trial: 14
Chrip Center Frequency: 5503MHz

| Burst | Pulses per Burst | Chrip (Hz) | Pulse Width (s) | Pulse 1 to 2 Spacing (s) | Pulse 2 to 3 Spacing (s) | Start Location (s) |
|---|---|---|---|---|---|---|
| 1 | 1 | 11M | 71.4u | - | - | 617.2m |
| 2 | 1 | 11M | 61.3u | - | - | 743.0m |
| 3 | 2 | 11M | 50.5u | 1.638m | - | 406.0m |
| 4 | 2 | 11M | 98.5u | 1.317m | - | 487.7m |
| 5 | 3 | 11M | 55.6u | 1.159m | 1.086m | 759.9m |
| 6 | 2 | 11M | 84.8u | 933.2u | - | 641.4m |
| 7 | 2 | 11M | 66.1u | 1.885m | - | 68.60m |
| 8 | 2 | 11M | 54.4u | 1.740m | - | 286.3m |
| 9 | 2 | 11M | 82.6u | 1.772m | - | 664.4m |
| 10 | 1 | 11M | 93.1u | - | - | 801.1m |
| 11 | 1 | 11M | 56.8u | - | - | 546.2m |
| 12 | 2 | 11M | 95.6u | 1.737m | - | 93.59m |
| 13 | 1 | 11M | 59.9u | - | - | 705.3m |
| 14 | 1 | 11M | 56.5u | - | - | 714.6m |

Long Pulse Radar Test Signal
Test Signal Name: LP_Signal_17
Number of Bursts in Trial: 8
Chrip Center Frequency: 5496MHz

| Burst | Pulses per Burst | Chrip (Hz) | Pulse Width (s) | Pulse 1 to 2 Spacing (s) | Pulse 2 to 3 Spacing (s) | Start Location (s) |
|---|---|---|---|---|---|---|
| 1 | 2 | 11M | 84.4u | 1.421m | - | 801.3m |
| 2 | 3 | 11M | 70.4u | 1.837m | 1.413m | 694.8m |
| 3 | 1 | 11M | 56.8u | - | - | 852.3m |
| 4 | 2 | 11M | 88.3u | 1.609m | - | 214.6m |
| 5 | 3 | 11M | 63.4u | 1.206m | 1.734m | 788.8m |
| 6 | 3 | 11M | 66.9u | 942.1u | 1.551m | 502.0m |
| 7 | 3 | 11M | 67.8u | 938.2u | 1.580m | 404.8m |
| 8 | 2 | 11M | 68.5u | 1.233m | - | 191.0m |

Long Pulse Radar Test Signal
Test Signal Name: LP_Signal_18
Number of Bursts in Trial: 14
Chrip Center Frequency: 5495MHz

| Burst | Pulses per Burst | Chrip (Hz) | Pulse Width (s) | Pulse 1 to 2 Spacing (s) | Pulse 2 to 3 Spacing (s) | Start Location (s) |
|---|---|---|---|---|---|---|
| 1 | 2 | 11M | 80.5u | 1.232m | - | 80.10m |
| 2 | 3 | 11M | 56.7u | 1.751m | 1.546m | 522.8m |
| 3 | 2 | 11M | 91.9u | 1.088m | - | 90.81m |
| 4 | 1 | 11M | 96.0u | - | - | 616.9m |
| 5 | 3 | 11M | 96.7u | 1.860m | 1.465m | 333.2m |
| 6 | 1 | 11M | 81.1u | - | - | 272.7m |
| 7 | 2 | 11M | 56.3u | 1.563m | - | 399.8m |
| 8 | 1 | 11M | 82.2u | - | - | 311.4m |
| 9 | 3 | 11M | 66.5u | 1.751m | 1.086m | 413.8m |
| 10 | 1 | 11M | 93.7u | - | - | 87.24m |
| 11 | 3 | 11M | 80.2u | 993.8u | 1.009m | 213.3m |
| 12 | 1 | 11M | 62.0u | - | - | 216.1m |
| 13 | 2 | 11M | 89.6u | 969.4u | - | 624.3m |
| 14 | 2 | 11M | 55.3u | 1.157m | - | 75.19m |

Long Pulse Radar Test Signal
Test Signal Name: LP_Signal_19
Number of Bursts in Trial: 15
Chrip Center Frequency: 5504MHz

| Burst | Pulses per Burst | Chrip (Hz) | Pulse Width (s) | Pulse 1 to 2 Spacing (s) | Pulse 2 to 3 Spacing (s) | Start Location (s) |
|---|---|---|---|---|---|---|
| 1 | 3 | 13M | 72.1u | 1.176m | 1.245m | 711.3m |
| 2 | 3 | 13M | 66.5u | 1.451m | 952.5u | 689.2m |
| 3 | 2 | 13M | 97.3u | 1.333m | - | 62.65m |
| 4 | 2 | 13M | 67.6u | 1.035m | - | 387.6m |
| 5 | 1 | 13M | 51.6u | - | - | 26.37m |
| 6 | 2 | 13M | 87.9u | 1.499m | - | 438.2m |
| 7 | 2 | 13M | 88.9u | 1.856m | - | 606.1m |
| 8 | 3 | 13M | 76.6u | 1.341m | 1.440m | 646.0m |
| 9 | 2 | 13M | 65.9u | 1.898m | - | 262.9m |
| 10 | 2 | 13M | 65.9u | 1.233m | - | 530.7m |
| 11 | 1 | 13M | 56.8u | - | - | 94.44m |
| 12 | 3 | 13M | 95.3u | 1.778m | 1.437m | 485.4m |
| 13 | 1 | 13M | 89.3u | - | - | 384.7m |
| 14 | 2 | 13M | 77.2u | 1.862m | - | 516.6m |
| 15 | 2 | 13M | 67.4u | 1.159m | - | 275.1m |

Long Pulse Radar Test Signal
Test Signal Name: LP_Signal_20
Number of Bursts in Trial: 12
Chrip Center Frequency: 5505MHz

| Burst | Pulses per Burst | Chrip (Hz) | Pulse Width (s) | Pulse 1 to 2 Spacing (s) | Pulse 2 to 3 Spacing (s) | Start Location (s) |
|---|---|---|---|---|---|---|
| 1 | 2 | 13M | 53.7u | 1.723m | - | 960.3m |
| 2 | 1 | 13M | 62.9u | - | - | 407.9m |
| 3 | 2 | 13M | 96.2u | 1.404m | - | 686.3m |
| 4 | 1 | 13M | 85.8u | - | - | 924.7m |
| 5 | 3 | 13M | 62.8u | 1.023m | 1.462m | 609.4m |
| 6 | 1 | 13M | 56.3u | - | - | 569.8m |
| 7 | 3 | 13M | 65.9u | 1.348m | 1.373m | 90.93m |
| 8 | 2 | 13M | 74.4u | 962.6u | - | 131.7m |
| 9 | 1 | 13M | 71.5u | - | - | 336.0m |
| 10 | 3 | 13M | 53.7u | 1.897m | 1.247m | 38.16m |
| 11 | 2 | 13M | 60.4u | 1.372m | - | 18.91m |
| 12 | 1 | 13M | 69.1u | - | - | 576.4m |

Long Pulse Radar Test Signal
Test Signal Name: LP_Signal_21
Number of Bursts in Trial: 14
Chrip Center Frequency: 5506MHz

| Burst | Pulses per Burst | Chrip (Hz) | Pulse Width (s) | Pulse 1 to 2 Spacing (s) | Pulse 2 to 3 Spacing (s) | Start Location (s) |
|---|---|---|---|---|---|---|
| 1 | 2 | 13M | 87.9u | 1.555m | - | 82.46m |
| 2 | 2 | 13M | 56.0u | 1.119m | - | 628.1m |
| 3 | 2 | 13M | 83.0u | 1.298m | - | 406.7m |
| 4 | 2 | 13M | 95.1u | 1.626m | - | 592.7m |
| 5 | 2 | 13M | 61.6u | 1.456m | - | 268.8m |
| 6 | 3 | 13M | 97.8u | 979.2u | 1.872m | 334.8m |
| 7 | 3 | 13M | 64.2u | 1.202m | 1.322m | 210.8m |
| 8 | 3 | 13M | 72.2u | 1.247m | 1.859m | 687.8m |
| 9 | 2 | 13M | 85.8u | 1.236m | - | 674.3m |
| 10 | 2 | 13M | 74.0u | 1.168m | - | 830.0m |
| 11 | 3 | 13M | 91.3u | 1.337m | 1.469m | 613.3m |
| 12 | 2 | 13M | 88.1u | 1.095m | - | 524.0m |
| 13 | 2 | 13M | 96.8u | 1.490m | - | 491.4m |
| 14 | 1 | 13M | 60.2u | - | - | 662.7m |

Long Pulse Radar Test Signal
Test Signal Name: LP_Signal_22
Number of Bursts in Trial: 20
Chrip Center Frequency: 5507MHz

| Burst | Pulses per Burst | Chrip (Hz) | Pulse Width (s) | Pulse 1 to 2 Spacing (s) | Pulse 2 to 3 Spacing (s) | Start Location (s) |
|---|---|---|---|---|---|---|
| 1 | 2 | 16M | 90.8u | 1.363m | - | 359.9m |
| 2 | 1 | 16M | 79.7u | - | - | 257.3m |
| 3 | 1 | 16M | 95.3u | - | - | 222.6m |
| 4 | 2 | 16M | 75.3u | 1.844m | - | 346.1m |
| 5 | 3 | 16M | 50.2u | 1.471m | 1.870m | 214.7m |
| 6 | 2 | 16M | 74.4u | 1.154m | - | 236.1m |
| 7 | 2 | 16M | 97.2u | 1.830m | - | 295.6m |
| 8 | 2 | 16M | 97.0u | 1.512m | - | 235.6m |
| 9 | 1 | 16M | 58.9u | - | - | 567.2m |
| 10 | 2 | 16M | 74.8u | 1.440m | - | 15.56m |
| 11 | 2 | 16M | 76.9u | 1.496m | - | 29.78m |
| 12 | 1 | 16M | 69.6u | - | - | 469.7m |
| 13 | 3 | 16M | 96.3u | 995.7u | 958.7u | 279.9m |
| 14 | 2 | 16M | 56.3u | 1.771m | - | 13.09m |
| 15 | 3 | 16M | 98.0u | 1.185m | 1.284m | 482.3m |
| 16 | 1 | 16M | 50.4u | - | - | 333.2m |
| 17 | 3 | 16M | 79.7u | 1.692m | 1.393m | 356.8m |
| 18 | 3 | 16M | 72.2u | 1.593m | 1.459m | 192.6m |
| 19 | 2 | 16M | 83.3u | 1.442m | - | 429.6m |
| 20 | 2 | 16M | 97.4u | 1.286m | - | 69.43m |

Long Pulse Radar Test Signal
Test Signal Name: LP_Signal_23
Number of Bursts in Trial: 16
Chrip Center Frequency: 5506MHz

| Burst | Pulses per Burst | Chrip (Hz) | Pulse Width (s) | Pulse 1 to 2 Spacing (s) | Pulse 2 to 3 Spacing (s) | Start Location (s) |
|---|---|---|---|---|---|---|
| 1 | 1 | 16M | 95.3u | - | - | 108.6m |
| 2 | 2 | 16M | 53.1u | 1.606m | - | 65.83m |
| 3 | 3 | 16M | 96.8u | 1.488m | 1.352m | 2.636m |
| 4 | 2 | 16M | 67.5u | 1.301m | - | 327.5m |
| 5 | 3 | 16M | 55.6u | 1.122m | 1.431m | 138.8m |
| 6 | 1 | 16M | 50.8u | - | - | 12.03m |
| 7 | 2 | 16M | 53.4u | 1.503m | - | 456.4m |
| 8 | 3 | 16M | 54.8u | 1.412m | 1.710m | 520.5m |
| 9 | 3 | 16M | 53.7u | 1.685m | 1.762m | 465.8m |
| 10 | 2 | 16M | 60.3u | 1.837m | - | 679.9m |
| 11 | 2 | 16M | 91.2u | 1.027m | - | 500.3m |
| 12 | 2 | 16M | 95.7u | 1.804m | - | 154.5m |
| 13 | 2 | 16M | 70.0u | 1.808m | - | 89.20m |
| 14 | 2 | 16M | 72.9u | 1.045m | - | 617.0m |
| 15 | 2 | 16M | 94.5u | 1.540m | - | 399.1m |
| 16 | 3 | 16M | 67.8u | 1.932m | 1.398m | 689.5m |

Long Pulse Radar Test Signal
Test Signal Name: LP_Signal_24
Number of Bursts in Trial: 20
Chrip Center Frequency: 5505MHz

| Burst | Pulses per Burst | Chrip (Hz) | Pulse Width (s) | Pulse 1 to 2 Spacing (s) | Pulse 2 to 3 Spacing (s) | Start Location (s) |
|---|---|---|---|---|---|---|
| 1 | 1 | 16M | 99.6u | - | - | 17.15m |
| 2 | 2 | 16M | 93.7u | 1.550m | - | 451.0m |
| 3 | 2 | 16M | 56.2u | 1.695m | - | 50.30m |
| 4 | 2 | 16M | 97.4u | 1.595m | - | 38.25m |
| 5 | 3 | 16M | 95.7u | 1.758m | 1.330m | 461.8m |
| 6 | 2 | 16M | 96.5u | 1.594m | - | 383.8m |
| 7 | 2 | 16M | 64.4u | 1.496m | - | 585.0m |
| 8 | 2 | 16M | 51.8u | 1.463m | - | 38.37m |
| 9 | 2 | 16M | 88.9u | 1.014m | - | 467.6m |
| 10 | 2 | 16M | 90.0u | 1.787m | - | 401.9m |
| 11 | 2 | 16M | 64.5u | 1.632m | - | 179.2m |
| 12 | 2 | 16M | 90.5u | 1.865m | - | 311.0m |
| 13 | 2 | 16M | 89.0u | 1.668m | - | 304.5m |
| 14 | 3 | 16M | 56.3u | 1.495m | 1.440m | 358.9m |
| 15 | 2 | 16M | 70.0u | 1.613m | - | 385.4m |
| 16 | 2 | 16M | 68.5u | 1.071m | - | 131.7m |
| 17 | 1 | 16M | 90.7u | - | - | 171.0m |
| 18 | 3 | 16M | 59.2u | 1.357m | 1.500m | 74.09m |
| 19 | 2 | 16M | 75.4u | 1.259m | - | 263.9m |
| 20 | 2 | 16M | 59.9u | 1.439m | - | 223.9m |

| Long Pulse Radar Test Signal<br>Test Signal Name: LP_Signal_25<br>Number of Bursts in Trial: 17<br>Chrip Center Frequency: 5504MHz | | | | | | |
|---|---|---|---|---|---|---|
| Burst | Pulses per Burst | Chrip (Hz) | Pulse Width (s) | Pulse 1 to 2 Spacing (s) | Pulse 2 to 3 Spacing (s) | Start Location (s) |
| 1 | 1 | 18M | 72.0u | - | - | 413.7m |
| 2 | 3 | 18M | 76.9u | 1.097m | 1.376m | 354.9m |
| 3 | 1 | 18M | 75.2u | - | - | 599.4m |
| 4 | 2 | 18M | 93.0u | 1.493m | - | 250.8m |
| 5 | 3 | 18M | 57.1u | 1.585m | 1.588m | 420.6m |
| 6 | 2 | 18M | 50.8u | 1.717m | - | 539.4m |
| 7 | 1 | 18M | 65.7u | - | - | 28.59m |
| 8 | 3 | 18M | 77.0u | 1.202m | 971.0u | 391.0m |
| 9 | 2 | 18M | 68.2u | 1.440m | - | 564.1m |
| 10 | 2 | 18M | 82.5u | 1.844m | - | 422.2m |
| 11 | 2 | 18M | 73.2u | 1.822m | - | 136.1m |
| 12 | 2 | 18M | 63.3u | 1.267m | - | 319.8m |
| 13 | 2 | 18M | 99.0u | 1.166m | - | 656.0m |
| 14 | 2 | 18M | 90.2u | 1.503m | - | 202.4m |
| 15 | 1 | 18M | 83.7u | - | - | 579.4m |
| 16 | 1 | 18M | 74.6u | - | - | 461.2m |
| 17 | 3 | 18M | 80.6u | 1.132m | 986.4u | 29.06m |

| Long Pulse Radar Test Signal<br>Test Signal Name: LP_Signal_26<br>Number of Bursts in Trial: 12<br>Chrip Center Frequency: 5503MHz | | | | | | |
|---|---|---|---|---|---|---|
| Burst | Pulses per Burst | Chrip (Hz) | Pulse Width (s) | Pulse 1 to 2 Spacing (s) | Pulse 2 to 3 Spacing (s) | Start Location (s) |
| 1 | 3 | 18M | 90.4u | 1.021m | 1.876m | 544.8m |
| 2 | 2 | 18M | 55.2u | 1.474m | - | 795.9m |
| 3 | 2 | 18M | 73.1u | 1.677m | - | 575.1m |
| 4 | 1 | 18M | 76.9u | - | - | 838.4m |
| 5 | 2 | 18M | 71.7u | 1.243m | - | 16.19m |
| 6 | 2 | 18M | 69.6u | 1.237m | - | 192.7m |
| 7 | 2 | 18M | 93.1u | 1.641m | - | 921.6m |
| 8 | 2 | 18M | 84.6u | 1.422m | - | 329.5m |
| 9 | 3 | 18M | 53.7u | 1.569m | 1.097m | 564.7m |
| 10 | 2 | 18M | 79.1u | 1.416m | - | 260.3m |
| 11 | 1 | 18M | 98.6u | - | - | 191.5m |
| 12 | 2 | 18M | 74.9u | 1.357m | - | 211.0m |

Long Pulse Radar Test Signal
Test Signal Name: LP_Signal_27
Number of Bursts in Trial: 19
Chrip Center Frequency: 5502MHz

| Burst | Pulses per Burst | Chrip (Hz) | Pulse Width (s) | Pulse 1 to 2 Spacing (s) | Pulse 2 to 3 Spacing (s) | Start Location (s) |
|---|---|---|---|---|---|---|
| 1 | 2 | 18M | 83.6u | 1.855m | - | 495.3m |
| 2 | 3 | 18M | 55.5u | 1.448m | 1.708m | 215.6m |
| 3 | 2 | 18M | 70.2u | 1.478m | - | 561.7m |
| 4 | 2 | 18M | 64.9u | 1.288m | - | 595.7m |
| 5 | 2 | 18M | 62.4u | 1.276m | - | 111.2m |
| 6 | 2 | 18M | 94.7u | 1.555m | - | 137.8m |
| 7 | 3 | 18M | 90.7u | 1.210m | 909.3u | 343.8m |
| 8 | 2 | 18M | 52.8u | 1.222m | - | 530.2m |
| 9 | 1 | 18M | 81.4u | - | - | 289.4m |
| 10 | 3 | 18M | 65.5u | 1.063m | 1.533m | 231.9m |
| 11 | 2 | 18M | 86.2u | 964.8u | - | 187.7m |
| 12 | 2 | 18M | 76.0u | 1.754m | - | 294.4m |
| 13 | 2 | 18M | 68.7u | 937.3u | - | 413.6m |
| 14 | 2 | 18M | 92.7u | 1.176m | - | 166.7m |
| 15 | 3 | 18M | 65.6u | 1.000m | 1.054m | 405.5m |
| 16 | 2 | 18M | 90.8u | 1.227m | - | 142.0m |
| 17 | 3 | 18M | 88.6u | 1.603m | 1.775m | 462.3m |
| 18 | 1 | 18M | 52.1u | - | - | 317.1m |
| 19 | 2 | 18M | 58.9u | 1.918m | - | 587.3m |

Long Pulse Radar Test Signal
Test Signal Name: LP_Signal_28
Number of Bursts in Trial: 20
Chrip Center Frequency: 5501MHz

| Burst | Pulses per Burst | Chrip (Hz) | Pulse Width (s) | Pulse 1 to 2 Spacing (s) | Pulse 2 to 3 Spacing (s) | Start Location (s) |
|---|---|---|---|---|---|---|
| 1 | 2 | 20M | 63.1u | 1.352m | - | 165.6m |
| 2 | 2 | 20M | 58.9u | 1.458m | - | 231.2m |
| 3 | 2 | 20M | 77.9u | 1.812m | - | 578.2m |
| 4 | 2 | 20M | 55.4u | 1.834m | - | 493.0m |
| 5 | 3 | 20M | 93.5u | 1.337m | 1.895m | 207.5m |
| 6 | 2 | 20M | 92.8u | 1.212m | - | 161.6m |
| 7 | 3 | 20M | 60.2u | 1.500m | 1.299m | 450.6m |
| 8 | 3 | 20M | 92.9u | 980.1u | 1.224m | 70.72m |
| 9 | 3 | 20M | 68.5u | 1.737m | 1.169m | 263.0m |
| 10 | 2 | 20M | 85.6u | 967.4u | - | 128.5m |
| 11 | 2 | 20M | 85.4u | 1.165m | - | 495.9m |
| 12 | 2 | 20M | 68.2u | 1.498m | - | 88.26m |
| 13 | 2 | 20M | 66.6u | 1.769m | - | 10.88m |
| 14 | 3 | 20M | 56.7u | 1.517m | 1.056m | 393.2m |
| 15 | 1 | 20M | 61.9u | - | - | 488.3m |
| 16 | 3 | 20M | 92.9u | 1.185m | 1.163m | 309.7m |
| 17 | 2 | 20M | 59.6u | 1.139m | - | 243.6m |
| 18 | 3 | 20M | 71.4u | 1.337m | 1.026m | 381.3m |
| 19 | 3 | 20M | 66.5u | 1.886m | 1.669m | 75.38m |
| 20 | 1 | 20M | 99.2u | - | - | 205.0m |

Long Pulse Radar Test Signal
Test Signal Name: LP_Signal_29
Number of Bursts in Trial: 15
Chrip Center Frequency: 5500MHz

| Burst | Pulses per Burst | Chrip (Hz) | Pulse Width (s) | Pulse 1 to 2 Spacing (s) | Pulse 2 to 3 Spacing (s) | Start Location (s) |
|---|---|---|---|---|---|---|
| 1 | 1 | 20M | 63.9u | - | - | 77.33m |
| 2 | 2 | 20M | 94.7u | 1.807m | - | 47.69m |
| 3 | 2 | 20M | 55.2u | 1.653m | - | 235.8m |
| 4 | 1 | 20M | 88.6u | - | - | 734.4m |
| 5 | 3 | 20M | 58.9u | 1.448m | 1.576m | 594.5m |
| 6 | 3 | 20M | 80.2u | 1.051m | 1.328m | 738.1m |
| 7 | 2 | 20M | 51.8u | 1.771m | - | 610.0m |
| 8 | 1 | 20M | 58.2u | - | - | 187.6m |
| 9 | 3 | 20M | 51.5u | 1.442m | 1.642m | 91.17m |
| 10 | 2 | 20M | 54.6u | 1.066m | - | 128.0m |
| 11 | 3 | 20M | 92.5u | 1.718m | 1.207m | 337.4m |
| 12 | 3 | 20M | 88.1u | 1.794m | 1.583m | 438.5m |
| 13 | 2 | 20M | 63.5u | 1.643m | - | 214.3m |
| 14 | 2 | 20M | 73.1u | 959.9u | - | 235.5m |
| 15 | 1 | 20M | 71.4u | - | - | 509.1m |

Long Pulse Radar Test Signal
Test Signal Name: LP_Signal_30
Number of Bursts in Trial: 18
Chrip Center Frequency: 5499MHz

| Burst | Pulses per Burst | Chrip (Hz) | Pulse Width (s) | Pulse 1 to 2 Spacing (s) | Pulse 2 to 3 Spacing (s) | Start Location (s) |
|---|---|---|---|---|---|---|
| 1 | 1 | 20M | 58.6u | - | - | 36.12m |
| 2 | 2 | 20M | 92.0u | 1.831m | - | 301.7m |
| 3 | 2 | 20M | 97.4u | 1.173m | - | 286.9m |
| 4 | 2 | 20M | 57.0u | 979.0u | - | 55.23m |
| 5 | 1 | 20M | 66.5u | - | - | 376.4m |
| 6 | 2 | 20M | 78.9u | 1.100m | - | 434.4m |
| 7 | 2 | 20M | 70.2u | 1.681m | - | 626.6m |
| 8 | 3 | 20M | 72.3u | 1.233m | 1.537m | 438.6m |
| 9 | 2 | 20M | 59.1u | 1.565m | - | 429.8m |
| 10 | 1 | 20M | 50.4u | - | - | 446.6m |
| 11 | 2 | 20M | 88.1u | 1.050m | - | 371.0m |
| 12 | 2 | 20M | 52.9u | 1.220m | - | 91.61m |
| 13 | 1 | 20M | 95.1u | - | - | 395.7m |
| 14 | 1 | 20M | 82.4u | - | - | 374.5m |
| 15 | 2 | 20M | 96.3u | 992.7u | - | 595.6m |
| 16 | 2 | 20M | 91.4u | 1.793m | - | 121.7m |
| 17 | 2 | 20M | 97.6u | 1.191m | - | 331.3m |
| 18 | 2 | 20M | 61.0u | 1.695m | - | 56.15m |

| Type 6 Radar Statistical Performances | | | | |
|---|---|---|---|---|
| Trial # | Pulses per Burst | Pulse Width (s) | PRI (s) | Detection |
| 1 | 9 | 1.0u | 333.0u | Yes |
| 2 | 9 | 1.0u | 333.0u | Yes |
| 3 | 9 | 1.0u | 333.0u | Yes |
| 4 | 9 | 1.0u | 333.0u | Yes |
| 5 | 9 | 1.0u | 333.0u | Yes |
| 6 | 9 | 1.0u | 333.0u | Yes |
| 7 | 9 | 1.0u | 333.0u | Yes |
| 8 | 9 | 1.0u | 333.0u | Yes |
| 9 | 9 | 1.0u | 333.0u | Yes |
| 10 | 9 | 1.0u | 333.0u | Yes |
| 11 | 9 | 1.0u | 333.0u | Yes |
| 12 | 9 | 1.0u | 333.0u | Yes |
| 13 | 9 | 1.0u | 333.0u | Yes |
| 14 | 9 | 1.0u | 333.0u | Yes |
| 15 | 9 | 1.0u | 333.0u | Yes |
| 16 | 9 | 1.0u | 333.0u | Yes |
| 17 | 9 | 1.0u | 333.0u | Yes |
| 18 | 9 | 1.0u | 333.0u | Yes |
| 19 | 9 | 1.0u | 333.0u | Yes |
| 20 | 9 | 1.0u | 333.0u | Yes |
| 21 | 9 | 1.0u | 333.0u | Yes |
| 22 | 9 | 1.0u | 333.0u | Yes |
| 23 | 9 | 1.0u | 333.0u | Yes |
| 24 | 9 | 1.0u | 333.0u | Yes |
| 25 | 9 | 1.0u | 333.0u | Yes |
| 26 | 9 | 1.0u | 333.0u | Yes |
| 27 | 9 | 1.0u | 333.0u | Yes |
| 28 | 9 | 1.0u | 333.0u | Yes |
| 29 | 9 | 1.0u | 333.0u | Yes |
| 30 | 9 | 1.0u | 333.0u | Yes |
| | | | | Detection Rate: 100.0 % |

| Type 6 Radar Statistical Performances | | |
|---|---|---|
| Trial # | Hopping Frequency Sequence Name | Detection |
| 1 | HOP_FREQ_SEQ_01 | Yes |
| 2 | HOP_FREQ_SEQ_02 | Yes |
| 3 | HOP_FREQ_SEQ_03 | Yes |
| 4 | HOP_FREQ_SEQ_04 | Yes |
| 5 | HOP_FREQ_SEQ_05 | Yes |
| 6 | HOP_FREQ_SEQ_06 | Yes |
| 7 | HOP_FREQ_SEQ_07 | Yes |
| 8 | HOP_FREQ_SEQ_08 | Yes |
| 9 | HOP_FREQ_SEQ_09 | Yes |
| 10 | HOP_FREQ_SEQ_10 | Yes |
| 11 | HOP_FREQ_SEQ_11 | Yes |
| 12 | HOP_FREQ_SEQ_12 | Yes |
| 13 | HOP_FREQ_SEQ_13 | Yes |
| 14 | HOP_FREQ_SEQ_14 | Yes |
| 15 | HOP_FREQ_SEQ_15 | Yes |
| 16 | HOP_FREQ_SEQ_16 | Yes |
| 17 | HOP_FREQ_SEQ_17 | Yes |
| 18 | HOP_FREQ_SEQ_18 | Yes |
| 19 | HOP_FREQ_SEQ_19 | Yes |
| 20 | HOP_FREQ_SEQ_20 | Yes |
| 21 | HOP_FREQ_SEQ_21 | Yes |
| 22 | HOP_FREQ_SEQ_22 | Yes |
| 23 | HOP_FREQ_SEQ_23 | Yes |
| 24 | HOP_FREQ_SEQ_24 | Yes |
| 25 | HOP_FREQ_SEQ_25 | Yes |
| 26 | HOP_FREQ_SEQ_26 | Yes |
| 27 | HOP_FREQ_SEQ_27 | Yes |
| 28 | HOP_FREQ_SEQ_28 | Yes |
| 29 | HOP_FREQ_SEQ_29 | Yes |
| 30 | HOP_FREQ_SEQ_30 | Yes |
| | | Detection Rate: 100.0 % |

| Hopping Frequency Sequence Name: HOP_FREQ_SEQ_01 | | | | | | | |
|---|---|---|---|---|---|---|---|
| SEQ# | Frequency (Hz) | SEQ# | Frequency (Hz) | SEQ# | Frequency (Hz) | SEQ# | Frequency (Hz) |
| 1 | 5.510G | 2 | 5.494G | 3 | 5.424G | 4 | 5.274G |
| 5 | 5.671G | 6 | 5.351G | 7 | 5.371G | 8 | 5.616G |
| 9 | 5.595G | 10 | 5.625G | 11 | 5.483G | 12 | 5.676G |
| 13 | 5.522G | 14 | 5.400G | 15 | 5.539G | 16 | 5.543G |
| 17 | 5.465G | 18 | 5.537G | 19 | 5.481G | 20 | 5.325G |
| 21 | 5.647G | 22 | 5.724G | 23 | 5.436G | 24 | 5.322G |
| 25 | 5.544G | 26 | 5.476G | 27 | 5.695G | 28 | 5.608G |
| 29 | 5.634G | 30 | 5.601G | 31 | 5.618G | 32 | 5.433G |
| 33 | 5.711G | 34 | 5.596G | 35 | 5.485G | 36 | 5.262G |
| 37 | 5.675G | 38 | 5.570G | 39 | 5.644G | 40 | 5.688G |
| 41 | 5.300G | 42 | 5.331G | 43 | 5.609G | 44 | 5.637G |
| 45 | 5.398G | 46 | 5.484G | 47 | 5.366G | 48 | 5.620G |
| 49 | 5.606G | 50 | 5.604G | 51 | 5.320G | 52 | 5.495G |
| 53 | 5.552G | 54 | 5.702G | 55 | 5.692G | 56 | 5.673G |
| 57 | 5.526G | 58 | 5.517G | 59 | 5.698G | 60 | 5.651G |
| 61 | 5.689G | 62 | 5.343G | 63 | 5.294G | 64 | 5.301G |
| 65 | 5.271G | 66 | 5.619G | 67 | 5.557G | 68 | 5.615G |
| 69 | 5.406G | 70 | 5.629G | 71 | 5.653G | 72 | 5.521G |
| 73 | 5.286G | 74 | 5.461G | 75 | 5.423G | 76 | 5.304G |
| 77 | 5.460G | 78 | 5.605G | 79 | 5.263G | 80 | 5.643G |
| 81 | 5.646G | 82 | 5.602G | 83 | 5.431G | 84 | 5.652G |
| 85 | 5.678G | 86 | 5.452G | 87 | 5.364G | 88 | 5.299G |
| 89 | 5.356G | 90 | 5.363G | 91 | 5.470G | 92 | 5.359G |
| 93 | 5.478G | 94 | 5.296G | 95 | 5.257G | 96 | 5.353G |
| 97 | 5.603G | 98 | 5.697G | 99 | 5.610G | 100 | 5.425G |

| Hopping Frequency Sequence Name: HOP_FREQ_SEQ_02 | | | | | | | |
|---|---|---|---|---|---|---|---|
| SEQ# | Frequency (Hz) | SEQ# | Frequency (Hz) | SEQ# | Frequency (Hz) | SEQ# | Frequency (Hz) |
| 1 | 5.588G | 2 | 5.570G | 3 | 5.328G | 4 | 5.311G |
| 5 | 5.526G | 6 | 5.339G | 7 | 5.264G | 8 | 5.463G |
| 9 | 5.573G | 10 | 5.527G | 11 | 5.323G | 12 | 5.421G |
| 13 | 5.543G | 14 | 5.638G | 15 | 5.600G | 16 | 5.404G |
| 17 | 5.420G | 18 | 5.255G | 19 | 5.278G | 20 | 5.563G |
| 21 | 5.284G | 22 | 5.713G | 23 | 5.530G | 24 | 5.710G |
| 25 | 5.385G | 26 | 5.446G | 27 | 5.292G | 28 | 5.510G |
| 29 | 5.400G | 30 | 5.376G | 31 | 5.590G | 32 | 5.486G |
| 33 | 5.349G | 34 | 5.585G | 35 | 5.684G | 36 | 5.315G |
| 37 | 5.361G | 38 | 5.677G | 39 | 5.576G | 40 | 5.412G |
| 41 | 5.550G | 42 | 5.350G | 43 | 5.580G | 44 | 5.549G |
| 45 | 5.615G | 46 | 5.341G | 47 | 5.326G | 48 | 5.374G |
| 49 | 5.279G | 50 | 5.605G | 51 | 5.523G | 52 | 5.724G |
| 53 | 5.419G | 54 | 5.402G | 55 | 5.534G | 56 | 5.505G |
| 57 | 5.367G | 58 | 5.720G | 59 | 5.623G | 60 | 5.552G |
| 61 | 5.274G | 62 | 5.454G | 63 | 5.547G | 64 | 5.397G |
| 65 | 5.603G | 66 | 5.673G | 67 | 5.475G | 68 | 5.625G |
| 69 | 5.442G | 70 | 5.307G | 71 | 5.681G | 72 | 5.340G |
| 73 | 5.618G | 74 | 5.579G | 75 | 5.322G | 76 | 5.662G |
| 77 | 5.672G | 78 | 5.403G | 79 | 5.539G | 80 | 5.703G |
| 81 | 5.413G | 82 | 5.501G | 83 | 5.697G | 84 | 5.698G |
| 85 | 5.608G | 86 | 5.448G | 87 | 5.621G | 88 | 5.572G |
| 89 | 5.262G | 90 | 5.300G | 91 | 5.405G | 92 | 5.686G |
| 93 | 5.348G | 94 | 5.515G | 95 | 5.674G | 96 | 5.275G |
| 97 | 5.619G | 98 | 5.701G | 99 | 5.583G | 100 | 5.496G |

| Hopping Frequency Sequence Name: HOP_FREQ_SEQ_03 | | | | | | | |
|---|---|---|---|---|---|---|---|
| SEQ# | Frequency (Hz) | SEQ# | Frequency (Hz) | SEQ# | Frequency (Hz) | SEQ# | Frequency (Hz) |
| 1 | 5.407G | 2 | 5.504G | 3 | 5.568G | 4 | 5.256G |
| 5 | 5.605G | 6 | 5.317G | 7 | 5.496G | 8 | 5.717G |
| 9 | 5.267G | 10 | 5.354G | 11 | 5.513G | 12 | 5.373G |
| 13 | 5.619G | 14 | 5.355G | 15 | 5.696G | 16 | 5.713G |
| 17 | 5.430G | 18 | 5.506G | 19 | 5.396G | 20 | 5.447G |
| 21 | 5.632G | 22 | 5.615G | 23 | 5.379G | 24 | 5.663G |
| 25 | 5.685G | 26 | 5.400G | 27 | 5.287G | 28 | 5.490G |
| 29 | 5.363G | 30 | 5.654G | 31 | 5.424G | 32 | 5.311G |
| 33 | 5.581G | 34 | 5.498G | 35 | 5.440G | 36 | 5.329G |
| 37 | 5.305G | 38 | 5.345G | 39 | 5.252G | 40 | 5.427G |
| 41 | 5.708G | 42 | 5.607G | 43 | 5.480G | 44 | 5.423G |
| 45 | 5.375G | 46 | 5.507G | 47 | 5.519G | 48 | 5.408G |
| 49 | 5.280G | 50 | 5.413G | 51 | 5.380G | 52 | 5.324G |
| 53 | 5.431G | 54 | 5.399G | 55 | 5.548G | 56 | 5.611G |
| 57 | 5.319G | 58 | 5.617G | 59 | 5.351G | 60 | 5.658G |
| 61 | 5.670G | 62 | 5.646G | 63 | 5.524G | 64 | 5.483G |
| 65 | 5.269G | 66 | 5.320G | 67 | 5.420G | 68 | 5.710G |
| 69 | 5.718G | 70 | 5.669G | 71 | 5.391G | 72 | 5.641G |
| 73 | 5.591G | 74 | 5.518G | 75 | 5.692G | 76 | 5.369G |
| 77 | 5.362G | 78 | 5.636G | 79 | 5.455G | 80 | 5.590G |
| 81 | 5.462G | 82 | 5.579G | 83 | 5.627G | 84 | 5.676G |
| 85 | 5.540G | 86 | 5.441G | 87 | 5.262G | 88 | 5.720G |
| 89 | 5.495G | 90 | 5.494G | 91 | 5.528G | 92 | 5.682G |
| 93 | 5.628G | 94 | 5.383G | 95 | 5.446G | 96 | 5.390G |
| 97 | 5.642G | 98 | 5.478G | 99 | 5.545G | 100 | 5.666G |

| Hopping Frequency Sequence Name: HOP_FREQ_SEQ_04 | | | | | | | |
|---|---|---|---|---|---|---|---|
| SEQ# | Frequency (Hz) | SEQ# | Frequency (Hz) | SEQ# | Frequency (Hz) | SEQ# | Frequency (Hz) |
| 1 | 5.453G | 2 | 5.369G | 3 | 5.322G | 4 | 5.609G |
| 5 | 5.685G | 6 | 5.393G | 7 | 5.673G | 8 | 5.362G |
| 9 | 5.269G | 10 | 5.455G | 11 | 5.551G | 12 | 5.427G |
| 13 | 5.266G | 14 | 5.510G | 15 | 5.503G | 16 | 5.293G |
| 17 | 5.374G | 18 | 5.373G | 19 | 5.361G | 20 | 5.283G |
| 21 | 5.291G | 22 | 5.548G | 23 | 5.454G | 24 | 5.606G |
| 25 | 5.365G | 26 | 5.445G | 27 | 5.593G | 28 | 5.632G |
| 29 | 5.535G | 30 | 5.334G | 31 | 5.306G | 32 | 5.693G |
| 33 | 5.517G | 34 | 5.253G | 35 | 5.642G | 36 | 5.459G |
| 37 | 5.452G | 38 | 5.653G | 39 | 5.338G | 40 | 5.385G |
| 41 | 5.325G | 42 | 5.647G | 43 | 5.422G | 44 | 5.313G |
| 45 | 5.424G | 46 | 5.595G | 47 | 5.368G | 48 | 5.690G |
| 49 | 5.695G | 50 | 5.371G | 51 | 5.597G | 52 | 5.396G |
| 53 | 5.522G | 54 | 5.665G | 55 | 5.624G | 56 | 5.442G |
| 57 | 5.256G | 58 | 5.482G | 59 | 5.608G | 60 | 5.350G |
| 61 | 5.433G | 62 | 5.678G | 63 | 5.657G | 64 | 5.397G |
| 65 | 5.528G | 66 | 5.414G | 67 | 5.303G | 68 | 5.315G |
| 69 | 5.512G | 70 | 5.655G | 71 | 5.611G | 72 | 5.555G |
| 73 | 5.666G | 74 | 5.530G | 75 | 5.360G | 76 | 5.476G |
| 77 | 5.618G | 78 | 5.557G | 79 | 5.472G | 80 | 5.500G |
| 81 | 5.724G | 82 | 5.461G | 83 | 5.447G | 84 | 5.680G |
| 85 | 5.292G | 86 | 5.316G | 87 | 5.710G | 88 | 5.426G |
| 89 | 5.570G | 90 | 5.694G | 91 | 5.621G | 92 | 5.536G |
| 93 | 5.363G | 94 | 5.357G | 95 | 5.501G | 96 | 5.328G |
| 97 | 5.417G | 98 | 5.504G | 99 | 5.282G | 100 | 5.488G |

| Hopping Frequency Sequence Name: HOP_FREQ_SEQ_05 | | | | | | | |
|---|---|---|---|---|---|---|---|
| SEQ# | Frequency (Hz) | SEQ# | Frequency (Hz) | SEQ# | Frequency (Hz) | SEQ# | Frequency (Hz) |
| 1 | 5.631G | 2 | 5.281G | 3 | 5.564G | 4 | 5.645G |
| 5 | 5.624G | 6 | 5.429G | 7 | 5.618G | 8 | 5.394G |
| 9 | 5.610G | 10 | 5.558G | 11 | 5.659G | 12 | 5.531G |
| 13 | 5.521G | 14 | 5.290G | 15 | 5.399G | 16 | 5.609G |
| 17 | 5.426G | 18 | 5.425G | 19 | 5.299G | 20 | 5.407G |
| 21 | 5.560G | 22 | 5.438G | 23 | 5.640G | 24 | 5.644G |
| 25 | 5.415G | 26 | 5.503G | 27 | 5.361G | 28 | 5.572G |
| 29 | 5.252G | 30 | 5.316G | 31 | 5.402G | 32 | 5.650G |
| 33 | 5.304G | 34 | 5.646G | 35 | 5.676G | 36 | 5.536G |
| 37 | 5.614G | 38 | 5.497G | 39 | 5.469G | 40 | 5.571G |
| 41 | 5.483G | 42 | 5.265G | 43 | 5.439G | 44 | 5.551G |
| 45 | 5.675G | 46 | 5.620G | 47 | 5.420G | 48 | 5.493G |
| 49 | 5.414G | 50 | 5.693G | 51 | 5.325G | 52 | 5.616G |
| 53 | 5.721G | 54 | 5.674G | 55 | 5.528G | 56 | 5.322G |
| 57 | 5.720G | 58 | 5.334G | 59 | 5.516G | 60 | 5.549G |
| 61 | 5.627G | 62 | 5.389G | 63 | 5.294G | 64 | 5.641G |
| 65 | 5.412G | 66 | 5.368G | 67 | 5.345G | 68 | 5.666G |
| 69 | 5.685G | 70 | 5.583G | 71 | 5.347G | 72 | 5.615G |
| 73 | 5.251G | 74 | 5.556G | 75 | 5.581G | 76 | 5.502G |
| 77 | 5.496G | 78 | 5.365G | 79 | 5.340G | 80 | 5.335G |
| 81 | 5.453G | 82 | 5.459G | 83 | 5.291G | 84 | 5.696G |
| 85 | 5.348G | 86 | 5.680G | 87 | 5.266G | 88 | 5.655G |
| 89 | 5.465G | 90 | 5.270G | 91 | 5.449G | 92 | 5.445G |
| 93 | 5.700G | 94 | 5.452G | 95 | 5.359G | 96 | 5.263G |
| 97 | 5.704G | 98 | 5.490G | 99 | 5.454G | 100 | 5.603G |

| Hopping Frequency Sequence Name: HOP_FREQ_SEQ_06 | | | | | | | |
|---|---|---|---|---|---|---|---|
| SEQ# | Frequency (Hz) | SEQ# | Frequency (Hz) | SEQ# | Frequency (Hz) | SEQ# | Frequency (Hz) |
| 1 | 5.550G | 2 | 5.353G | 3 | 5.409G | 4 | 5.369G |
| 5 | 5.552G | 6 | 5.715G | 7 | 5.580G | 8 | 5.398G |
| 9 | 5.253G | 10 | 5.599G | 11 | 5.393G | 12 | 5.634G |
| 13 | 5.384G | 14 | 5.671G | 15 | 5.507G | 16 | 5.636G |
| 17 | 5.301G | 18 | 5.525G | 19 | 5.678G | 20 | 5.474G |
| 21 | 5.260G | 22 | 5.604G | 23 | 5.417G | 24 | 5.401G |
| 25 | 5.713G | 26 | 5.381G | 27 | 5.378G | 28 | 5.412G |
| 29 | 5.641G | 30 | 5.421G | 31 | 5.495G | 32 | 5.540G |
| 33 | 5.511G | 34 | 5.330G | 35 | 5.323G | 36 | 5.305G |
| 37 | 5.529G | 38 | 5.490G | 39 | 5.710G | 40 | 5.374G |
| 41 | 5.722G | 42 | 5.592G | 43 | 5.699G | 44 | 5.575G |
| 45 | 5.723G | 46 | 5.681G | 47 | 5.262G | 48 | 5.716G |
| 49 | 5.267G | 50 | 5.394G | 51 | 5.586G | 52 | 5.652G |
| 53 | 5.291G | 54 | 5.344G | 55 | 5.457G | 56 | 5.392G |
| 57 | 5.689G | 58 | 5.536G | 59 | 5.255G | 60 | 5.288G |
| 61 | 5.676G | 62 | 5.535G | 63 | 5.461G | 64 | 5.328G |
| 65 | 5.506G | 66 | 5.403G | 67 | 5.700G | 68 | 5.612G |
| 69 | 5.555G | 70 | 5.427G | 71 | 5.705G | 72 | 5.402G |
| 73 | 5.591G | 74 | 5.521G | 75 | 5.597G | 76 | 5.396G |
| 77 | 5.548G | 78 | 5.579G | 79 | 5.481G | 80 | 5.707G |
| 81 | 5.542G | 82 | 5.607G | 83 | 5.628G | 84 | 5.355G |
| 85 | 5.470G | 86 | 5.500G | 87 | 5.547G | 88 | 5.368G |
| 89 | 5.358G | 90 | 5.711G | 91 | 5.311G | 92 | 5.265G |
| 93 | 5.303G | 94 | 5.632G | 95 | 5.679G | 96 | 5.589G |
| 97 | 5.429G | 98 | 5.539G | 99 | 5.364G | 100 | 5.287G |

| Hopping Frequency Sequence Name: HOP_FREQ_SEQ_07 | | | | | | | |
|---|---|---|---|---|---|---|---|
| SEQ# | Frequency (Hz) | SEQ# | Frequency (Hz) | SEQ# | Frequency (Hz) | SEQ# | Frequency (Hz) |
| 1 | 5.318G | 2 | 5.264G | 3 | 5.277G | 4 | 5.489G |
| 5 | 5.577G | 6 | 5.671G | 7 | 5.535G | 8 | 5.372G |
| 9 | 5.418G | 10 | 5.591G | 11 | 5.285G | 12 | 5.696G |
| 13 | 5.506G | 14 | 5.360G | 15 | 5.551G | 16 | 5.362G |
| 17 | 5.536G | 18 | 5.453G | 19 | 5.378G | 20 | 5.279G |
| 21 | 5.507G | 22 | 5.713G | 23 | 5.662G | 24 | 5.625G |
| 25 | 5.583G | 26 | 5.705G | 27 | 5.678G | 28 | 5.332G |
| 29 | 5.553G | 30 | 5.402G | 31 | 5.382G | 32 | 5.533G |
| 33 | 5.639G | 34 | 5.367G | 35 | 5.364G | 36 | 5.463G |
| 37 | 5.594G | 38 | 5.425G | 39 | 5.429G | 40 | 5.287G |
| 41 | 5.373G | 42 | 5.431G | 43 | 5.319G | 44 | 5.628G |
| 45 | 5.375G | 46 | 5.658G | 47 | 5.430G | 48 | 5.688G |
| 49 | 5.619G | 50 | 5.697G | 51 | 5.457G | 52 | 5.613G |
| 53 | 5.647G | 54 | 5.574G | 55 | 5.337G | 56 | 5.304G |
| 57 | 5.720G | 58 | 5.715G | 59 | 5.603G | 60 | 5.272G |
| 61 | 5.284G | 62 | 5.602G | 63 | 5.334G | 64 | 5.660G |
| 65 | 5.683G | 66 | 5.701G | 67 | 5.359G | 68 | 5.470G |
| 69 | 5.326G | 70 | 5.297G | 71 | 5.673G | 72 | 5.684G |
| 73 | 5.497G | 74 | 5.548G | 75 | 5.555G | 76 | 5.666G |
| 77 | 5.379G | 78 | 5.306G | 79 | 5.523G | 80 | 5.575G |
| 81 | 5.294G | 82 | 5.627G | 83 | 5.623G | 84 | 5.335G |
| 85 | 5.685G | 86 | 5.472G | 87 | 5.271G | 88 | 5.343G |
| 89 | 5.442G | 90 | 5.681G | 91 | 5.646G | 92 | 5.710G |
| 93 | 5.482G | 94 | 5.288G | 95 | 5.394G | 96 | 5.377G |
| 97 | 5.525G | 98 | 5.629G | 99 | 5.280G | 100 | 5.473G |

| Hopping Frequency Sequence Name: HOP_FREQ_SEQ_08 | | | | | | | |
|---|---|---|---|---|---|---|---|
| SEQ# | Frequency (Hz) | SEQ# | Frequency (Hz) | SEQ# | Frequency (Hz) | SEQ# | Frequency (Hz) |
| 1 | 5.511G | 2 | 5.600G | 3 | 5.304G | 4 | 5.459G |
| 5 | 5.303G | 6 | 5.310G | 7 | 5.514G | 8 | 5.618G |
| 9 | 5.620G | 10 | 5.405G | 11 | 5.587G | 12 | 5.585G |
| 13 | 5.294G | 14 | 5.493G | 15 | 5.687G | 16 | 5.460G |
| 17 | 5.426G | 18 | 5.356G | 19 | 5.584G | 20 | 5.490G |
| 21 | 5.629G | 22 | 5.453G | 23 | 5.720G | 24 | 5.512G |
| 25 | 5.575G | 26 | 5.261G | 27 | 5.379G | 28 | 5.311G |
| 29 | 5.408G | 30 | 5.700G | 31 | 5.409G | 32 | 5.299G |
| 33 | 5.650G | 34 | 5.422G | 35 | 5.444G | 36 | 5.344G |
| 37 | 5.393G | 38 | 5.305G | 39 | 5.515G | 40 | 5.383G |
| 41 | 5.604G | 42 | 5.395G | 43 | 5.588G | 44 | 5.592G |
| 45 | 5.545G | 46 | 5.293G | 47 | 5.646G | 48 | 5.378G |
| 49 | 5.266G | 50 | 5.255G | 51 | 5.546G | 52 | 5.342G |
| 53 | 5.267G | 54 | 5.680G | 55 | 5.702G | 56 | 5.639G |
| 57 | 5.517G | 58 | 5.323G | 59 | 5.382G | 60 | 5.396G |
| 61 | 5.335G | 62 | 5.256G | 63 | 5.686G | 64 | 5.614G |
| 65 | 5.465G | 66 | 5.628G | 67 | 5.276G | 68 | 5.306G |
| 69 | 5.315G | 70 | 5.627G | 71 | 5.573G | 72 | 5.537G |
| 73 | 5.704G | 74 | 5.369G | 75 | 5.536G | 76 | 5.653G |
| 77 | 5.718G | 78 | 5.542G | 79 | 5.318G | 80 | 5.454G |
| 81 | 5.257G | 82 | 5.504G | 83 | 5.710G | 84 | 5.452G |
| 85 | 5.486G | 86 | 5.656G | 87 | 5.717G | 88 | 5.282G |
| 89 | 5.569G | 90 | 5.429G | 91 | 5.494G | 92 | 5.442G |
| 93 | 5.271G | 94 | 5.624G | 95 | 5.420G | 96 | 5.397G |
| 97 | 5.562G | 98 | 5.560G | 99 | 5.477G | 100 | 5.470G |

| Hopping Frequency Sequence Name: HOP_FREQ_SEQ_09 | | | | | | | |
|---|---|---|---|---|---|---|---|
| SEQ# | Frequency (Hz) | SEQ# | Frequency (Hz) | SEQ# | Frequency (Hz) | SEQ# | Frequency (Hz) |
| 1 | 5.592G | 2 | 5.412G | 3 | 5.677G | 4 | 5.253G |
| 5 | 5.401G | 6 | 5.529G | 7 | 5.264G | 8 | 5.348G |
| 9 | 5.312G | 10 | 5.486G | 11 | 5.281G | 12 | 5.420G |
| 13 | 5.501G | 14 | 5.415G | 15 | 5.651G | 16 | 5.279G |
| 17 | 5.395G | 18 | 5.434G | 19 | 5.435G | 20 | 5.441G |
| 21 | 5.670G | 22 | 5.575G | 23 | 5.406G | 24 | 5.616G |
| 25 | 5.674G | 26 | 5.373G | 27 | 5.596G | 28 | 5.683G |
| 29 | 5.291G | 30 | 5.469G | 31 | 5.603G | 32 | 5.715G |
| 33 | 5.477G | 34 | 5.251G | 35 | 5.634G | 36 | 5.484G |
| 37 | 5.321G | 38 | 5.545G | 39 | 5.490G | 40 | 5.268G |
| 41 | 5.450G | 42 | 5.513G | 43 | 5.619G | 44 | 5.482G |
| 45 | 5.571G | 46 | 5.254G | 47 | 5.456G | 48 | 5.717G |
| 49 | 5.518G | 50 | 5.527G | 51 | 5.495G | 52 | 5.543G |
| 53 | 5.694G | 54 | 5.578G | 55 | 5.541G | 56 | 5.645G |
| 57 | 5.639G | 58 | 5.293G | 59 | 5.270G | 60 | 5.337G |
| 61 | 5.565G | 62 | 5.675G | 63 | 5.389G | 64 | 5.614G |
| 65 | 5.330G | 66 | 5.414G | 67 | 5.563G | 68 | 5.503G |
| 69 | 5.442G | 70 | 5.536G | 71 | 5.687G | 72 | 5.390G |
| 73 | 5.470G | 74 | 5.328G | 75 | 5.704G | 76 | 5.342G |
| 77 | 5.551G | 78 | 5.252G | 79 | 5.673G | 80 | 5.326G |
| 81 | 5.534G | 82 | 5.566G | 83 | 5.275G | 84 | 5.340G |
| 85 | 5.366G | 86 | 5.573G | 87 | 5.399G | 88 | 5.632G |
| 89 | 5.463G | 90 | 5.402G | 91 | 5.548G | 92 | 5.304G |
| 93 | 5.341G | 94 | 5.615G | 95 | 5.665G | 96 | 5.471G |
| 97 | 5.699G | 98 | 5.598G | 99 | 5.445G | 100 | 5.659G |

| Hopping Frequency Sequence Name: HOP_FREQ_SEQ_10 | | | | | | | |
|---|---|---|---|---|---|---|---|
| SEQ# | Frequency (Hz) | SEQ# | Frequency (Hz) | SEQ# | Frequency (Hz) | SEQ# | Frequency (Hz) |
| 1 | 5.518G | 2 | 5.496G | 3 | 5.700G | 4 | 5.625G |
| 5 | 5.534G | 6 | 5.444G | 7 | 5.548G | 8 | 5.501G |
| 9 | 5.392G | 10 | 5.541G | 11 | 5.450G | 12 | 5.445G |
| 13 | 5.284G | 14 | 5.722G | 15 | 5.316G | 16 | 5.506G |
| 17 | 5.660G | 18 | 5.583G | 19 | 5.421G | 20 | 5.338G |
| 21 | 5.268G | 22 | 5.632G | 23 | 5.591G | 24 | 5.558G |
| 25 | 5.658G | 26 | 5.547G | 27 | 5.470G | 28 | 5.620G |
| 29 | 5.261G | 30 | 5.485G | 31 | 5.462G | 32 | 5.554G |
| 33 | 5.270G | 34 | 5.286G | 35 | 5.640G | 36 | 5.498G |
| 37 | 5.709G | 38 | 5.606G | 39 | 5.343G | 40 | 5.645G |
| 41 | 5.653G | 42 | 5.420G | 43 | 5.564G | 44 | 5.277G |
| 45 | 5.460G | 46 | 5.290G | 47 | 5.358G | 48 | 5.440G |
| 49 | 5.371G | 50 | 5.276G | 51 | 5.292G | 52 | 5.575G |
| 53 | 5.577G | 54 | 5.376G | 55 | 5.359G | 56 | 5.517G |
| 57 | 5.361G | 58 | 5.519G | 59 | 5.447G | 60 | 5.602G |
| 61 | 5.561G | 62 | 5.335G | 63 | 5.526G | 64 | 5.711G |
| 65 | 5.366G | 66 | 5.252G | 67 | 5.287G | 68 | 5.585G |
| 69 | 5.425G | 70 | 5.300G | 71 | 5.663G | 72 | 5.406G |
| 73 | 5.469G | 74 | 5.555G | 75 | 5.672G | 76 | 5.415G |
| 77 | 5.638G | 78 | 5.563G | 79 | 5.639G | 80 | 5.368G |
| 81 | 5.584G | 82 | 5.458G | 83 | 5.278G | 84 | 5.717G |
| 85 | 5.272G | 86 | 5.308G | 87 | 5.689G | 88 | 5.542G |
| 89 | 5.253G | 90 | 5.623G | 91 | 5.412G | 92 | 5.313G |
| 93 | 5.642G | 94 | 5.511G | 95 | 5.677G | 96 | 5.691G |
| 97 | 5.687G | 98 | 5.516G | 99 | 5.340G | 100 | 5.294G |

| Hopping Frequency Sequence Name: HOP_FREQ_SEQ_11 | | | | | | | |
|---|---|---|---|---|---|---|---|
| SEQ# | Frequency (Hz) | SEQ# | Frequency (Hz) | SEQ# | Frequency (Hz) | SEQ# | Frequency (Hz) |
| 1 | 5.437G | 2 | 5.523G | 3 | 5.399G | 4 | 5.597G |
| 5 | 5.447G | 6 | 5.420G | 7 | 5.524G | 8 | 5.269G |
| 9 | 5.327G | 10 | 5.314G | 11 | 5.505G | 12 | 5.525G |
| 13 | 5.574G | 14 | 5.548G | 15 | 5.328G | 16 | 5.588G |
| 17 | 5.337G | 18 | 5.299G | 19 | 5.501G | 20 | 5.260G |
| 21 | 5.461G | 22 | 5.662G | 23 | 5.510G | 24 | 5.498G |
| 25 | 5.427G | 26 | 5.379G | 27 | 5.714G | 28 | 5.626G |
| 29 | 5.432G | 30 | 5.416G | 31 | 5.497G | 32 | 5.352G |
| 33 | 5.333G | 34 | 5.603G | 35 | 5.346G | 36 | 5.578G |
| 37 | 5.568G | 38 | 5.450G | 39 | 5.536G | 40 | 5.264G |
| 41 | 5.283G | 42 | 5.595G | 43 | 5.385G | 44 | 5.443G |
| 45 | 5.585G | 46 | 5.694G | 47 | 5.466G | 48 | 5.604G |
| 49 | 5.451G | 50 | 5.394G | 51 | 5.429G | 52 | 5.359G |
| 53 | 5.560G | 54 | 5.602G | 55 | 5.567G | 56 | 5.422G |
| 57 | 5.512G | 58 | 5.477G | 59 | 5.693G | 60 | 5.251G |
| 61 | 5.607G | 62 | 5.338G | 63 | 5.331G | 64 | 5.355G |
| 65 | 5.321G | 66 | 5.709G | 67 | 5.290G | 68 | 5.308G |
| 69 | 5.409G | 70 | 5.468G | 71 | 5.553G | 72 | 5.713G |
| 73 | 5.669G | 74 | 5.350G | 75 | 5.634G | 76 | 5.423G |
| 77 | 5.721G | 78 | 5.457G | 79 | 5.596G | 80 | 5.435G |
| 81 | 5.544G | 82 | 5.672G | 83 | 5.601G | 84 | 5.517G |
| 85 | 5.638G | 86 | 5.460G | 87 | 5.540G | 88 | 5.258G |
| 89 | 5.707G | 90 | 5.616G | 91 | 5.388G | 92 | 5.654G |
| 93 | 5.256G | 94 | 5.459G | 95 | 5.391G | 96 | 5.646G |
| 97 | 5.452G | 98 | 5.557G | 99 | 5.637G | 100 | 5.504G |

| Hopping Frequency Sequence Name: HOP_FREQ_SEQ_12 | | | | | | | |
|---|---|---|---|---|---|---|---|
| SEQ# | Frequency (Hz) | SEQ# | Frequency (Hz) | SEQ# | Frequency (Hz) | SEQ# | Frequency (Hz) |
| 1 | 5.576G | 2 | 5.677G | 3 | 5.261G | 4 | 5.699G |
| 5 | 5.436G | 6 | 5.457G | 7 | 5.694G | 8 | 5.655G |
| 9 | 5.348G | 10 | 5.446G | 11 | 5.412G | 12 | 5.562G |
| 13 | 5.712G | 14 | 5.524G | 15 | 5.701G | 16 | 5.397G |
| 17 | 5.507G | 18 | 5.419G | 19 | 5.483G | 20 | 5.422G |
| 21 | 5.351G | 22 | 5.641G | 23 | 5.623G | 24 | 5.709G |
| 25 | 5.642G | 26 | 5.583G | 27 | 5.566G | 28 | 5.715G |
| 29 | 5.269G | 30 | 5.453G | 31 | 5.697G | 32 | 5.533G |
| 33 | 5.579G | 34 | 5.251G | 35 | 5.361G | 36 | 5.643G |
| 37 | 5.716G | 38 | 5.674G | 39 | 5.449G | 40 | 5.286G |
| 41 | 5.360G | 42 | 5.259G | 43 | 5.644G | 44 | 5.455G |
| 45 | 5.567G | 46 | 5.668G | 47 | 5.696G | 48 | 5.607G |
| 49 | 5.423G | 50 | 5.413G | 51 | 5.705G | 52 | 5.326G |
| 53 | 5.646G | 54 | 5.329G | 55 | 5.384G | 56 | 5.450G |
| 57 | 5.680G | 58 | 5.634G | 59 | 5.411G | 60 | 5.632G |
| 61 | 5.497G | 62 | 5.345G | 63 | 5.647G | 64 | 5.603G |
| 65 | 5.570G | 66 | 5.266G | 67 | 5.420G | 68 | 5.722G |
| 69 | 5.353G | 70 | 5.417G | 71 | 5.577G | 72 | 5.618G |
| 73 | 5.556G | 74 | 5.563G | 75 | 5.297G | 76 | 5.368G |
| 77 | 5.282G | 78 | 5.529G | 79 | 5.481G | 80 | 5.356G |
| 81 | 5.530G | 82 | 5.336G | 83 | 5.462G | 84 | 5.302G |
| 85 | 5.719G | 86 | 5.611G | 87 | 5.506G | 88 | 5.367G |
| 89 | 5.675G | 90 | 5.586G | 91 | 5.580G | 92 | 5.434G |
| 93 | 5.541G | 94 | 5.468G | 95 | 5.301G | 96 | 5.593G |
| 97 | 5.409G | 98 | 5.493G | 99 | 5.723G | 100 | 5.437G |

| Hopping Frequency Sequence Name: HOP_FREQ_SEQ_13 | | | | | | | |
|---|---|---|---|---|---|---|---|
| SEQ# | Frequency (Hz) | SEQ# | Frequency (Hz) | SEQ# | Frequency (Hz) | SEQ# | Frequency (Hz) |
| 1 | 5.349G | 2 | 5.395G | 3 | 5.493G | 4 | 5.408G |
| 5 | 5.322G | 6 | 5.293G | 7 | 5.389G | 8 | 5.563G |
| 9 | 5.387G | 10 | 5.534G | 11 | 5.704G | 12 | 5.441G |
| 13 | 5.490G | 14 | 5.366G | 15 | 5.344G | 16 | 5.697G |
| 17 | 5.450G | 18 | 5.590G | 19 | 5.657G | 20 | 5.410G |
| 21 | 5.405G | 22 | 5.719G | 23 | 5.423G | 24 | 5.290G |
| 25 | 5.527G | 26 | 5.304G | 27 | 5.270G | 28 | 5.373G |
| 29 | 5.267G | 30 | 5.361G | 31 | 5.318G | 32 | 5.331G |
| 33 | 5.342G | 34 | 5.687G | 35 | 5.391G | 36 | 5.494G |
| 37 | 5.659G | 38 | 5.313G | 39 | 5.624G | 40 | 5.268G |
| 41 | 5.487G | 42 | 5.258G | 43 | 5.272G | 44 | 5.406G |
| 45 | 5.632G | 46 | 5.633G | 47 | 5.443G | 48 | 5.691G |
| 49 | 5.394G | 50 | 5.345G | 51 | 5.312G | 52 | 5.588G |
| 53 | 5.418G | 54 | 5.292G | 55 | 5.696G | 56 | 5.428G |
| 57 | 5.507G | 58 | 5.525G | 59 | 5.380G | 60 | 5.553G |
| 61 | 5.655G | 62 | 5.481G | 63 | 5.651G | 64 | 5.596G |
| 65 | 5.512G | 66 | 5.409G | 67 | 5.707G | 68 | 5.397G |
| 69 | 5.545G | 70 | 5.365G | 71 | 5.375G | 72 | 5.591G |
| 73 | 5.635G | 74 | 5.445G | 75 | 5.364G | 76 | 5.252G |
| 77 | 5.629G | 78 | 5.340G | 79 | 5.326G | 80 | 5.502G |
| 81 | 5.269G | 82 | 5.547G | 83 | 5.336G | 84 | 5.575G |
| 85 | 5.500G | 86 | 5.585G | 87 | 5.448G | 88 | 5.564G |
| 89 | 5.653G | 90 | 5.540G | 91 | 5.504G | 92 | 5.539G |
| 93 | 5.333G | 94 | 5.532G | 95 | 5.438G | 96 | 5.464G |
| 97 | 5.356G | 98 | 5.666G | 99 | 5.262G | 100 | 5.642G |

| Hopping Frequency Sequence Name: HOP_FREQ_SEQ_14 | | | | | | | |
|---|---|---|---|---|---|---|---|
| SEQ# | Frequency (Hz) | SEQ# | Frequency (Hz) | SEQ# | Frequency (Hz) | SEQ# | Frequency (Hz) |
| 1 | 5.563G | 2 | 5.501G | 3 | 5.390G | 4 | 5.261G |
| 5 | 5.695G | 6 | 5.603G | 7 | 5.335G | 8 | 5.446G |
| 9 | 5.409G | 10 | 5.419G | 11 | 5.608G | 12 | 5.308G |
| 13 | 5.337G | 14 | 5.658G | 15 | 5.483G | 16 | 5.510G |
| 17 | 5.585G | 18 | 5.303G | 19 | 5.605G | 20 | 5.442G |
| 21 | 5.598G | 22 | 5.254G | 23 | 5.268G | 24 | 5.584G |
| 25 | 5.666G | 26 | 5.465G | 27 | 5.568G | 28 | 5.629G |
| 29 | 5.674G | 30 | 5.353G | 31 | 5.488G | 32 | 5.457G |
| 33 | 5.703G | 34 | 5.467G | 35 | 5.448G | 36 | 5.657G |
| 37 | 5.413G | 38 | 5.375G | 39 | 5.400G | 40 | 5.429G |
| 41 | 5.538G | 42 | 5.580G | 43 | 5.265G | 44 | 5.309G |
| 45 | 5.253G | 46 | 5.562G | 47 | 5.692G | 48 | 5.496G |
| 49 | 5.489G | 50 | 5.263G | 51 | 5.557G | 52 | 5.315G |
| 53 | 5.472G | 54 | 5.329G | 55 | 5.545G | 56 | 5.407G |
| 57 | 5.521G | 58 | 5.357G | 59 | 5.721G | 60 | 5.471G |
| 61 | 5.717G | 62 | 5.526G | 63 | 5.661G | 64 | 5.259G |
| 65 | 5.592G | 66 | 5.264G | 67 | 5.513G | 68 | 5.498G |
| 69 | 5.348G | 70 | 5.522G | 71 | 5.476G | 72 | 5.290G |
| 73 | 5.461G | 74 | 5.530G | 75 | 5.571G | 76 | 5.543G |
| 77 | 5.401G | 78 | 5.619G | 79 | 5.597G | 80 | 5.399G |
| 81 | 5.706G | 82 | 5.275G | 83 | 5.678G | 84 | 5.647G |
| 85 | 5.367G | 86 | 5.673G | 87 | 5.434G | 88 | 5.338G |
| 89 | 5.255G | 90 | 5.464G | 91 | 5.553G | 92 | 5.537G |
| 93 | 5.459G | 94 | 5.428G | 95 | 5.298G | 96 | 5.403G |
| 97 | 5.424G | 98 | 5.556G | 99 | 5.339G | 100 | 5.506G |

| Hopping Frequency Sequence Name: HOP_FREQ_SEQ_15 | | | | | | | |
|---|---|---|---|---|---|---|---|
| SEQ# | Frequency (Hz) | SEQ# | Frequency (Hz) | SEQ# | Frequency (Hz) | SEQ# | Frequency (Hz) |
| 1 | 5.412G | 2 | 5.285G | 3 | 5.358G | 4 | 5.394G |
| 5 | 5.431G | 6 | 5.710G | 7 | 5.611G | 8 | 5.258G |
| 9 | 5.455G | 10 | 5.598G | 11 | 5.426G | 12 | 5.364G |
| 13 | 5.582G | 14 | 5.525G | 15 | 5.299G | 16 | 5.644G |
| 17 | 5.628G | 18 | 5.337G | 19 | 5.639G | 20 | 5.257G |
| 21 | 5.390G | 22 | 5.385G | 23 | 5.319G | 24 | 5.633G |
| 25 | 5.440G | 26 | 5.464G | 27 | 5.403G | 28 | 5.691G |
| 29 | 5.327G | 30 | 5.372G | 31 | 5.675G | 32 | 5.435G |
| 33 | 5.532G | 34 | 5.414G | 35 | 5.510G | 36 | 5.667G |
| 37 | 5.542G | 38 | 5.254G | 39 | 5.678G | 40 | 5.608G |
| 41 | 5.567G | 42 | 5.459G | 43 | 5.451G | 44 | 5.427G |
| 45 | 5.622G | 46 | 5.462G | 47 | 5.356G | 48 | 5.297G |
| 49 | 5.500G | 50 | 5.261G | 51 | 5.555G | 52 | 5.612G |
| 53 | 5.338G | 54 | 5.590G | 55 | 5.530G | 56 | 5.513G |
| 57 | 5.569G | 58 | 5.487G | 59 | 5.506G | 60 | 5.404G |
| 61 | 5.496G | 62 | 5.361G | 63 | 5.328G | 64 | 5.552G |
| 65 | 5.714G | 66 | 5.528G | 67 | 5.354G | 68 | 5.672G |
| 69 | 5.368G | 70 | 5.370G | 71 | 5.653G | 72 | 5.686G |
| 73 | 5.694G | 74 | 5.442G | 75 | 5.682G | 76 | 5.472G |
| 77 | 5.700G | 78 | 5.556G | 79 | 5.527G | 80 | 5.359G |
| 81 | 5.267G | 82 | 5.518G | 83 | 5.689G | 84 | 5.519G |
| 85 | 5.437G | 86 | 5.434G | 87 | 5.419G | 88 | 5.365G |
| 89 | 5.517G | 90 | 5.709G | 91 | 5.610G | 92 | 5.409G |
| 93 | 5.671G | 94 | 5.557G | 95 | 5.304G | 96 | 5.585G |
| 97 | 5.646G | 98 | 5.617G | 99 | 5.563G | 100 | 5.534G |

| Hopping Frequency Sequence Name: HOP_FREQ_SEQ_16 | | | | | | | |
|---|---|---|---|---|---|---|---|
| SEQ# | Frequency (Hz) | SEQ# | Frequency (Hz) | SEQ# | Frequency (Hz) | SEQ# | Frequency (Hz) |
| 1 | 5.369G | 2 | 5.288G | 3 | 5.646G | 4 | 5.430G |
| 5 | 5.671G | 6 | 5.682G | 7 | 5.584G | 8 | 5.541G |
| 9 | 5.455G | 10 | 5.581G | 11 | 5.478G | 12 | 5.263G |
| 13 | 5.317G | 14 | 5.287G | 15 | 5.512G | 16 | 5.529G |
| 17 | 5.395G | 18 | 5.596G | 19 | 5.428G | 20 | 5.459G |
| 21 | 5.413G | 22 | 5.397G | 23 | 5.567G | 24 | 5.451G |
| 25 | 5.600G | 26 | 5.664G | 27 | 5.688G | 28 | 5.383G |
| 29 | 5.468G | 30 | 5.338G | 31 | 5.598G | 32 | 5.416G |
| 33 | 5.607G | 34 | 5.253G | 35 | 5.448G | 36 | 5.659G |
| 37 | 5.580G | 38 | 5.382G | 39 | 5.342G | 40 | 5.367G |
| 41 | 5.466G | 42 | 5.314G | 43 | 5.437G | 44 | 5.546G |
| 45 | 5.360G | 46 | 5.381G | 47 | 5.573G | 48 | 5.349G |
| 49 | 5.635G | 50 | 5.294G | 51 | 5.588G | 52 | 5.696G |
| 53 | 5.669G | 54 | 5.687G | 55 | 5.533G | 56 | 5.434G |
| 57 | 5.627G | 58 | 5.398G | 59 | 5.605G | 60 | 5.304G |
| 61 | 5.711G | 62 | 5.553G | 63 | 5.672G | 64 | 5.595G |
| 65 | 5.524G | 66 | 5.653G | 67 | 5.648G | 68 | 5.623G |
| 69 | 5.502G | 70 | 5.608G | 71 | 5.707G | 72 | 5.599G |
| 73 | 5.439G | 74 | 5.632G | 75 | 5.457G | 76 | 5.385G |
| 77 | 5.668G | 78 | 5.423G | 79 | 5.587G | 80 | 5.561G |
| 81 | 5.251G | 82 | 5.339G | 83 | 5.436G | 84 | 5.384G |
| 85 | 5.351G | 86 | 5.638G | 87 | 5.568G | 88 | 5.334G |
| 89 | 5.261G | 90 | 5.654G | 91 | 5.355G | 92 | 5.673G |
| 93 | 5.371G | 94 | 5.266G | 95 | 5.556G | 96 | 5.716G |
| 97 | 5.303G | 98 | 5.391G | 99 | 5.386G | 100 | 5.578G |

| Hopping Frequency Sequence Name: HOP_FREQ_SEQ_17 | | | | | | | |
|---|---|---|---|---|---|---|---|
| SEQ# | Frequency (Hz) | SEQ# | Frequency (Hz) | SEQ# | Frequency (Hz) | SEQ# | Frequency (Hz) |
| 1 | 5.397G | 2 | 5.541G | 3 | 5.530G | 4 | 5.288G |
| 5 | 5.436G | 6 | 5.519G | 7 | 5.627G | 8 | 5.631G |
| 9 | 5.456G | 10 | 5.452G | 11 | 5.419G | 12 | 5.636G |
| 13 | 5.327G | 14 | 5.650G | 15 | 5.673G | 16 | 5.396G |
| 17 | 5.554G | 18 | 5.705G | 19 | 5.328G | 20 | 5.442G |
| 21 | 5.355G | 22 | 5.475G | 23 | 5.569G | 24 | 5.381G |
| 25 | 5.365G | 26 | 5.445G | 27 | 5.362G | 28 | 5.719G |
| 29 | 5.330G | 30 | 5.493G | 31 | 5.459G | 32 | 5.324G |
| 33 | 5.497G | 34 | 5.722G | 35 | 5.372G | 36 | 5.645G |
| 37 | 5.581G | 38 | 5.495G | 39 | 5.711G | 40 | 5.678G |
| 41 | 5.521G | 42 | 5.539G | 43 | 5.298G | 44 | 5.500G |
| 45 | 5.556G | 46 | 5.542G | 47 | 5.640G | 48 | 5.608G |
| 49 | 5.523G | 50 | 5.306G | 51 | 5.538G | 52 | 5.723G |
| 53 | 5.392G | 54 | 5.618G | 55 | 5.462G | 56 | 5.696G |
| 57 | 5.479G | 58 | 5.574G | 59 | 5.279G | 60 | 5.307G |
| 61 | 5.375G | 62 | 5.690G | 63 | 5.634G | 64 | 5.384G |
| 65 | 5.566G | 66 | 5.433G | 67 | 5.363G | 68 | 5.350G |
| 69 | 5.661G | 70 | 5.265G | 71 | 5.715G | 72 | 5.465G |
| 73 | 5.582G | 74 | 5.354G | 75 | 5.551G | 76 | 5.287G |
| 77 | 5.338G | 78 | 5.441G | 79 | 5.273G | 80 | 5.598G |
| 81 | 5.534G | 82 | 5.468G | 83 | 5.579G | 84 | 5.502G |
| 85 | 5.257G | 86 | 5.543G | 87 | 5.639G | 88 | 5.577G |
| 89 | 5.254G | 90 | 5.552G | 91 | 5.425G | 92 | 5.404G |
| 93 | 5.361G | 94 | 5.352G | 95 | 5.585G | 96 | 5.578G |
| 97 | 5.376G | 98 | 5.536G | 99 | 5.691G | 100 | 5.432G |

| Hopping Frequency Sequence Name: HOP_FREQ_SEQ_18 | | | | | | | |
|---|---|---|---|---|---|---|---|
| SEQ# | Frequency (Hz) | SEQ# | Frequency (Hz) | SEQ# | Frequency (Hz) | SEQ# | Frequency (Hz) |
| 1 | 5.632G | 2 | 5.429G | 3 | 5.484G | 4 | 5.565G |
| 5 | 5.691G | 6 | 5.560G | 7 | 5.699G | 8 | 5.402G |
| 9 | 5.313G | 10 | 5.534G | 11 | 5.260G | 12 | 5.389G |
| 13 | 5.711G | 14 | 5.409G | 15 | 5.496G | 16 | 5.290G |
| 17 | 5.713G | 18 | 5.487G | 19 | 5.514G | 20 | 5.472G |
| 21 | 5.468G | 22 | 5.680G | 23 | 5.354G | 24 | 5.312G |
| 25 | 5.645G | 26 | 5.693G | 27 | 5.536G | 28 | 5.499G |
| 29 | 5.592G | 30 | 5.380G | 31 | 5.529G | 32 | 5.572G |
| 33 | 5.304G | 34 | 5.408G | 35 | 5.681G | 36 | 5.308G |
| 37 | 5.511G | 38 | 5.374G | 39 | 5.515G | 40 | 5.590G |
| 41 | 5.471G | 42 | 5.294G | 43 | 5.458G | 44 | 5.655G |
| 45 | 5.270G | 46 | 5.269G | 47 | 5.672G | 48 | 5.498G |
| 49 | 5.352G | 50 | 5.721G | 51 | 5.422G | 52 | 5.598G |
| 53 | 5.276G | 54 | 5.390G | 55 | 5.489G | 56 | 5.555G |
| 57 | 5.651G | 58 | 5.591G | 59 | 5.597G | 60 | 5.442G |
| 61 | 5.329G | 62 | 5.671G | 63 | 5.634G | 64 | 5.454G |
| 65 | 5.462G | 66 | 5.355G | 67 | 5.309G | 68 | 5.475G |
| 69 | 5.559G | 70 | 5.662G | 71 | 5.701G | 72 | 5.459G |
| 73 | 5.252G | 74 | 5.543G | 75 | 5.395G | 76 | 5.350G |
| 77 | 5.465G | 78 | 5.463G | 79 | 5.336G | 80 | 5.470G |
| 81 | 5.426G | 82 | 5.401G | 83 | 5.411G | 84 | 5.452G |
| 85 | 5.676G | 86 | 5.524G | 87 | 5.719G | 88 | 5.646G |
| 89 | 5.324G | 90 | 5.626G | 91 | 5.568G | 92 | 5.334G |
| 93 | 5.385G | 94 | 5.717G | 95 | 5.332G | 96 | 5.694G |
| 97 | 5.317G | 98 | 5.495G | 99 | 5.523G | 100 | 5.420G |

| Hopping Frequency Sequence Name: HOP_FREQ_SEQ_19 | | | | | | | |
|---|---|---|---|---|---|---|---|
| SEQ# | Frequency (Hz) | SEQ# | Frequency (Hz) | SEQ# | Frequency (Hz) | SEQ# | Frequency (Hz) |
| 1 | 5.535G | 2 | 5.336G | 3 | 5.400G | 4 | 5.605G |
| 5 | 5.563G | 6 | 5.428G | 7 | 5.499G | 8 | 5.602G |
| 9 | 5.672G | 10 | 5.537G | 11 | 5.714G | 12 | 5.334G |
| 13 | 5.538G | 14 | 5.633G | 15 | 5.266G | 16 | 5.553G |
| 17 | 5.707G | 18 | 5.261G | 19 | 5.582G | 20 | 5.667G |
| 21 | 5.379G | 22 | 5.702G | 23 | 5.573G | 24 | 5.457G |
| 25 | 5.481G | 26 | 5.510G | 27 | 5.357G | 28 | 5.575G |
| 29 | 5.618G | 30 | 5.622G | 31 | 5.356G | 32 | 5.596G |
| 33 | 5.253G | 34 | 5.384G | 35 | 5.314G | 36 | 5.616G |
| 37 | 5.669G | 38 | 5.340G | 39 | 5.374G | 40 | 5.632G |
| 41 | 5.686G | 42 | 5.718G | 43 | 5.412G | 44 | 5.506G |
| 45 | 5.375G | 46 | 5.272G | 47 | 5.611G | 48 | 5.293G |
| 49 | 5.496G | 50 | 5.305G | 51 | 5.512G | 52 | 5.699G |
| 53 | 5.401G | 54 | 5.395G | 55 | 5.586G | 56 | 5.373G |
| 57 | 5.565G | 58 | 5.525G | 59 | 5.694G | 60 | 5.426G |
| 61 | 5.678G | 62 | 5.579G | 63 | 5.446G | 64 | 5.592G |
| 65 | 5.474G | 66 | 5.677G | 67 | 5.328G | 68 | 5.556G |
| 69 | 5.275G | 70 | 5.486G | 71 | 5.561G | 72 | 5.635G |
| 73 | 5.270G | 74 | 5.703G | 75 | 5.723G | 76 | 5.327G |
| 77 | 5.668G | 78 | 5.546G | 79 | 5.654G | 80 | 5.560G |
| 81 | 5.344G | 82 | 5.313G | 83 | 5.378G | 84 | 5.567G |
| 85 | 5.511G | 86 | 5.629G | 87 | 5.394G | 88 | 5.468G |
| 89 | 5.488G | 90 | 5.436G | 91 | 5.645G | 92 | 5.465G |
| 93 | 5.265G | 94 | 5.578G | 95 | 5.442G | 96 | 5.559G |
| 97 | 5.717G | 98 | 5.441G | 99 | 5.454G | 100 | 5.393G |

| Hopping Frequency Sequence Name: HOP_FREQ_SEQ_20 | | | | | | | |
|---|---|---|---|---|---|---|---|
| SEQ# | Frequency (Hz) | SEQ# | Frequency (Hz) | SEQ# | Frequency (Hz) | SEQ# | Frequency (Hz) |
| 1 | 5.659G | 2 | 5.646G | 3 | 5.553G | 4 | 5.544G |
| 5 | 5.533G | 6 | 5.658G | 7 | 5.667G | 8 | 5.696G |
| 9 | 5.283G | 10 | 5.574G | 11 | 5.531G | 12 | 5.607G |
| 13 | 5.430G | 14 | 5.623G | 15 | 5.470G | 16 | 5.385G |
| 17 | 5.614G | 18 | 5.423G | 19 | 5.411G | 20 | 5.501G |
| 21 | 5.632G | 22 | 5.536G | 23 | 5.485G | 24 | 5.576G |
| 25 | 5.449G | 26 | 5.397G | 27 | 5.401G | 28 | 5.606G |
| 29 | 5.603G | 30 | 5.580G | 31 | 5.629G | 32 | 5.638G |
| 33 | 5.507G | 34 | 5.688G | 35 | 5.404G | 36 | 5.627G |
| 37 | 5.316G | 38 | 5.717G | 39 | 5.654G | 40 | 5.384G |
| 41 | 5.280G | 42 | 5.434G | 43 | 5.513G | 44 | 5.302G |
| 45 | 5.395G | 46 | 5.613G | 47 | 5.711G | 48 | 5.472G |
| 49 | 5.566G | 50 | 5.274G | 51 | 5.346G | 52 | 5.388G |
| 53 | 5.497G | 54 | 5.672G | 55 | 5.657G | 56 | 5.537G |
| 57 | 5.573G | 58 | 5.479G | 59 | 5.630G | 60 | 5.693G |
| 61 | 5.292G | 62 | 5.289G | 63 | 5.597G | 64 | 5.315G |
| 65 | 5.569G | 66 | 5.545G | 67 | 5.321G | 68 | 5.443G |
| 69 | 5.489G | 70 | 5.429G | 71 | 5.676G | 72 | 5.555G |
| 73 | 5.275G | 74 | 5.417G | 75 | 5.628G | 76 | 5.565G |
| 77 | 5.666G | 78 | 5.294G | 79 | 5.298G | 80 | 5.295G |
| 81 | 5.296G | 82 | 5.557G | 83 | 5.297G | 84 | 5.564G |
| 85 | 5.530G | 86 | 5.352G | 87 | 5.637G | 88 | 5.377G |
| 89 | 5.694G | 90 | 5.382G | 91 | 5.350G | 92 | 5.282G |
| 93 | 5.543G | 94 | 5.550G | 95 | 5.512G | 96 | 5.568G |
| 97 | 5.323G | 98 | 5.330G | 99 | 5.488G | 100 | 5.490G |

| Hopping Frequency Sequence Name: HOP_FREQ_SEQ_21 | | | | | | | |
|---|---|---|---|---|---|---|---|
| SEQ# | Frequency (Hz) | SEQ# | Frequency (Hz) | SEQ# | Frequency (Hz) | SEQ# | Frequency (Hz) |
| 1 | 5.440G | 2 | 5.482G | 3 | 5.715G | 4 | 5.408G |
| 5 | 5.448G | 6 | 5.512G | 7 | 5.450G | 8 | 5.352G |
| 9 | 5.329G | 10 | 5.463G | 11 | 5.250G | 12 | 5.293G |
| 13 | 5.707G | 14 | 5.341G | 15 | 5.467G | 16 | 5.343G |
| 17 | 5.564G | 18 | 5.444G | 19 | 5.465G | 20 | 5.308G |
| 21 | 5.711G | 22 | 5.670G | 23 | 5.339G | 24 | 5.709G |
| 25 | 5.599G | 26 | 5.405G | 27 | 5.334G | 28 | 5.674G |
| 29 | 5.669G | 30 | 5.671G | 31 | 5.297G | 32 | 5.328G |
| 33 | 5.652G | 34 | 5.270G | 35 | 5.486G | 36 | 5.396G |
| 37 | 5.277G | 38 | 5.479G | 39 | 5.407G | 40 | 5.649G |
| 41 | 5.495G | 42 | 5.611G | 43 | 5.355G | 44 | 5.386G |
| 45 | 5.399G | 46 | 5.462G | 47 | 5.484G | 48 | 5.310G |
| 49 | 5.500G | 50 | 5.718G | 51 | 5.472G | 52 | 5.443G |
| 53 | 5.340G | 54 | 5.503G | 55 | 5.415G | 56 | 5.608G |
| 57 | 5.342G | 58 | 5.419G | 59 | 5.299G | 60 | 5.547G |
| 61 | 5.485G | 62 | 5.687G | 63 | 5.321G | 64 | 5.410G |
| 65 | 5.420G | 66 | 5.376G | 67 | 5.417G | 68 | 5.686G |
| 69 | 5.523G | 70 | 5.700G | 71 | 5.594G | 72 | 5.557G |
| 73 | 5.369G | 74 | 5.704G | 75 | 5.385G | 76 | 5.581G |
| 77 | 5.701G | 78 | 5.453G | 79 | 5.536G | 80 | 5.580G |
| 81 | 5.717G | 82 | 5.452G | 83 | 5.344G | 84 | 5.251G |
| 85 | 5.712G | 86 | 5.555G | 87 | 5.632G | 88 | 5.429G |
| 89 | 5.268G | 90 | 5.604G | 91 | 5.543G | 92 | 5.641G |
| 93 | 5.647G | 94 | 5.562G | 95 | 5.521G | 96 | 5.446G |
| 97 | 5.359G | 98 | 5.637G | 99 | 5.576G | 100 | 5.705G |

| Hopping Frequency Sequence Name: HOP_FREQ_SEQ_22 | | | | | | | |
|---|---|---|---|---|---|---|---|
| SEQ# | Frequency (Hz) | SEQ# | Frequency (Hz) | SEQ# | Frequency (Hz) | SEQ# | Frequency (Hz) |
| 1 | 5.481G | 2 | 5.623G | 3 | 5.346G | 4 | 5.289G |
| 5 | 5.487G | 6 | 5.683G | 7 | 5.692G | 8 | 5.649G |
| 9 | 5.396G | 10 | 5.276G | 11 | 5.592G | 12 | 5.542G |
| 13 | 5.398G | 14 | 5.682G | 15 | 5.489G | 16 | 5.611G |
| 17 | 5.624G | 18 | 5.337G | 19 | 5.378G | 20 | 5.695G |
| 21 | 5.670G | 22 | 5.583G | 23 | 5.502G | 24 | 5.462G |
| 25 | 5.406G | 26 | 5.700G | 27 | 5.408G | 28 | 5.657G |
| 29 | 5.540G | 30 | 5.532G | 31 | 5.719G | 32 | 5.299G |
| 33 | 5.371G | 34 | 5.323G | 35 | 5.418G | 36 | 5.705G |
| 37 | 5.693G | 38 | 5.524G | 39 | 5.598G | 40 | 5.591G |
| 41 | 5.669G | 42 | 5.541G | 43 | 5.324G | 44 | 5.426G |
| 45 | 5.368G | 46 | 5.571G | 47 | 5.668G | 48 | 5.325G |
| 49 | 5.260G | 50 | 5.416G | 51 | 5.333G | 52 | 5.676G |
| 53 | 5.383G | 54 | 5.513G | 55 | 5.525G | 56 | 5.255G |
| 57 | 5.466G | 58 | 5.625G | 59 | 5.400G | 60 | 5.348G |
| 61 | 5.572G | 62 | 5.638G | 63 | 5.266G | 64 | 5.559G |
| 65 | 5.468G | 66 | 5.621G | 67 | 5.251G | 68 | 5.265G |
| 69 | 5.444G | 70 | 5.254G | 71 | 5.622G | 72 | 5.561G |
| 73 | 5.459G | 74 | 5.717G | 75 | 5.417G | 76 | 5.687G |
| 77 | 5.551G | 78 | 5.706G | 79 | 5.718G | 80 | 5.336G |
| 81 | 5.522G | 82 | 5.651G | 83 | 5.671G | 84 | 5.305G |
| 85 | 5.685G | 86 | 5.640G | 87 | 5.617G | 88 | 5.708G |
| 89 | 5.347G | 90 | 5.450G | 91 | 5.369G | 92 | 5.318G |
| 93 | 5.461G | 94 | 5.303G | 95 | 5.660G | 96 | 5.330G |
| 97 | 5.288G | 98 | 5.379G | 99 | 5.608G | 100 | 5.449G |

| Hopping Frequency Sequence Name: HOP_FREQ_SEQ_23 | | | | | | | |
|---|---|---|---|---|---|---|---|
| SEQ# | Frequency (Hz) | SEQ# | Frequency (Hz) | SEQ# | Frequency (Hz) | SEQ# | Frequency (Hz) |
| 1 | 5.716G | 2 | 5.412G | 3 | 5.724G | 4 | 5.649G |
| 5 | 5.531G | 6 | 5.618G | 7 | 5.534G | 8 | 5.699G |
| 9 | 5.701G | 10 | 5.525G | 11 | 5.590G | 12 | 5.720G |
| 13 | 5.340G | 14 | 5.440G | 15 | 5.372G | 16 | 5.461G |
| 17 | 5.389G | 18 | 5.275G | 19 | 5.452G | 20 | 5.451G |
| 21 | 5.658G | 22 | 5.483G | 23 | 5.533G | 24 | 5.393G |
| 25 | 5.642G | 26 | 5.516G | 27 | 5.630G | 28 | 5.471G |
| 29 | 5.322G | 30 | 5.410G | 31 | 5.485G | 32 | 5.604G |
| 33 | 5.467G | 34 | 5.304G | 35 | 5.650G | 36 | 5.327G |
| 37 | 5.586G | 38 | 5.648G | 39 | 5.268G | 40 | 5.257G |
| 41 | 5.564G | 42 | 5.346G | 43 | 5.593G | 44 | 5.592G |
| 45 | 5.442G | 46 | 5.626G | 47 | 5.610G | 48 | 5.625G |
| 49 | 5.373G | 50 | 5.594G | 51 | 5.601G | 52 | 5.441G |
| 53 | 5.654G | 54 | 5.383G | 55 | 5.271G | 56 | 5.694G |
| 57 | 5.678G | 58 | 5.405G | 59 | 5.709G | 60 | 5.714G |
| 61 | 5.526G | 62 | 5.295G | 63 | 5.687G | 64 | 5.579G |
| 65 | 5.609G | 66 | 5.632G | 67 | 5.319G | 68 | 5.400G |
| 69 | 5.599G | 70 | 5.547G | 71 | 5.431G | 72 | 5.572G |
| 73 | 5.598G | 74 | 5.392G | 75 | 5.450G | 76 | 5.365G |
| 77 | 5.299G | 78 | 5.514G | 79 | 5.635G | 80 | 5.505G |
| 81 | 5.321G | 82 | 5.426G | 83 | 5.256G | 84 | 5.263G |
| 85 | 5.634G | 86 | 5.345G | 87 | 5.342G | 88 | 5.669G |
| 89 | 5.476G | 90 | 5.646G | 91 | 5.251G | 92 | 5.333G |
| 93 | 5.611G | 94 | 5.445G | 95 | 5.510G | 96 | 5.307G |
| 97 | 5.448G | 98 | 5.513G | 99 | 5.376G | 100 | 5.464G |

| Hopping Frequency Sequence Name: HOP_FREQ_SEQ_24 | | | | | | | |
|---|---|---|---|---|---|---|---|
| SEQ# | Frequency (Hz) | SEQ# | Frequency (Hz) | SEQ# | Frequency (Hz) | SEQ# | Frequency (Hz) |
| 1 | 5.632G | 2 | 5.617G | 3 | 5.551G | 4 | 5.529G |
| 5 | 5.436G | 6 | 5.571G | 7 | 5.416G | 8 | 5.669G |
| 9 | 5.506G | 10 | 5.389G | 11 | 5.719G | 12 | 5.679G |
| 13 | 5.609G | 14 | 5.295G | 15 | 5.367G | 16 | 5.255G |
| 17 | 5.310G | 18 | 5.531G | 19 | 5.717G | 20 | 5.314G |
| 21 | 5.655G | 22 | 5.414G | 23 | 5.612G | 24 | 5.479G |
| 25 | 5.377G | 26 | 5.404G | 27 | 5.336G | 28 | 5.692G |
| 29 | 5.561G | 30 | 5.319G | 31 | 5.656G | 32 | 5.712G |
| 33 | 5.549G | 34 | 5.449G | 35 | 5.610G | 36 | 5.579G |
| 37 | 5.665G | 38 | 5.628G | 39 | 5.553G | 40 | 5.627G |
| 41 | 5.372G | 42 | 5.587G | 43 | 5.483G | 44 | 5.538G |
| 45 | 5.433G | 46 | 5.275G | 47 | 5.453G | 48 | 5.671G |
| 49 | 5.478G | 50 | 5.437G | 51 | 5.370G | 52 | 5.334G |
| 53 | 5.289G | 54 | 5.403G | 55 | 5.324G | 56 | 5.474G |
| 57 | 5.535G | 58 | 5.663G | 59 | 5.658G | 60 | 5.446G |
| 61 | 5.484G | 62 | 5.311G | 63 | 5.591G | 64 | 5.564G |
| 65 | 5.708G | 66 | 5.526G | 67 | 5.439G | 68 | 5.351G |
| 69 | 5.357G | 70 | 5.664G | 71 | 5.510G | 72 | 5.567G |
| 73 | 5.696G | 74 | 5.605G | 75 | 5.557G | 76 | 5.323G |
| 77 | 5.274G | 78 | 5.555G | 79 | 5.624G | 80 | 5.659G |
| 81 | 5.384G | 82 | 5.283G | 83 | 5.554G | 84 | 5.445G |
| 85 | 5.674G | 86 | 5.423G | 87 | 5.651G | 88 | 5.298G |
| 89 | 5.320G | 90 | 5.316G | 91 | 5.381G | 92 | 5.430G |
| 93 | 5.566G | 94 | 5.465G | 95 | 5.616G | 96 | 5.405G |
| 97 | 5.299G | 98 | 5.662G | 99 | 5.512G | 100 | 5.643G |

| Hopping Frequency Sequence Name: HOP_FREQ_SEQ_25 | | | | | | | |
|---|---|---|---|---|---|---|---|
| SEQ# | Frequency (Hz) | SEQ# | Frequency (Hz) | SEQ# | Frequency (Hz) | SEQ# | Frequency (Hz) |
| 1 | 5.639G | 2 | 5.344G | 3 | 5.621G | 4 | 5.542G |
| 5 | 5.525G | 6 | 5.461G | 7 | 5.695G | 8 | 5.358G |
| 9 | 5.627G | 10 | 5.582G | 11 | 5.449G | 12 | 5.281G |
| 13 | 5.479G | 14 | 5.357G | 15 | 5.285G | 16 | 5.567G |
| 17 | 5.484G | 18 | 5.271G | 19 | 5.445G | 20 | 5.571G |
| 21 | 5.453G | 22 | 5.391G | 23 | 5.341G | 24 | 5.499G |
| 25 | 5.708G | 26 | 5.361G | 27 | 5.685G | 28 | 5.634G |
| 29 | 5.383G | 30 | 5.570G | 31 | 5.631G | 32 | 5.515G |
| 33 | 5.558G | 34 | 5.276G | 35 | 5.526G | 36 | 5.265G |
| 37 | 5.661G | 38 | 5.687G | 39 | 5.435G | 40 | 5.697G |
| 41 | 5.296G | 42 | 5.284G | 43 | 5.368G | 44 | 5.309G |
| 45 | 5.495G | 46 | 5.682G | 47 | 5.345G | 48 | 5.434G |
| 49 | 5.642G | 50 | 5.275G | 51 | 5.716G | 52 | 5.596G |
| 53 | 5.707G | 54 | 5.307G | 55 | 5.351G | 56 | 5.295G |
| 57 | 5.478G | 58 | 5.630G | 59 | 5.269G | 60 | 5.660G |
| 61 | 5.282G | 62 | 5.486G | 63 | 5.662G | 64 | 5.417G |
| 65 | 5.444G | 66 | 5.557G | 67 | 5.603G | 68 | 5.333G |
| 69 | 5.619G | 70 | 5.601G | 71 | 5.314G | 72 | 5.510G |
| 73 | 5.279G | 74 | 5.645G | 75 | 5.396G | 76 | 5.420G |
| 77 | 5.584G | 78 | 5.326G | 79 | 5.260G | 80 | 5.659G |
| 81 | 5.532G | 82 | 5.379G | 83 | 5.431G | 84 | 5.507G |
| 85 | 5.518G | 86 | 5.467G | 87 | 5.412G | 88 | 5.580G |
| 89 | 5.372G | 90 | 5.308G | 91 | 5.401G | 92 | 5.537G |
| 93 | 5.455G | 94 | 5.604G | 95 | 5.393G | 96 | 5.672G |
| 97 | 5.541G | 98 | 5.643G | 99 | 5.365G | 100 | 5.463G |

| Hopping Frequency Sequence Name: HOP_FREQ_SEQ_26 | | | | | | | |
|---|---|---|---|---|---|---|---|
| SEQ# | Frequency (Hz) | SEQ# | Frequency (Hz) | SEQ# | Frequency (Hz) | SEQ# | Frequency (Hz) |
| 1 | 5.428G | 2 | 5.637G | 3 | 5.611G | 4 | 5.704G |
| 5 | 5.718G | 6 | 5.287G | 7 | 5.644G | 8 | 5.411G |
| 9 | 5.709G | 10 | 5.493G | 11 | 5.350G | 12 | 5.614G |
| 13 | 5.257G | 14 | 5.447G | 15 | 5.299G | 16 | 5.294G |
| 17 | 5.377G | 18 | 5.457G | 19 | 5.609G | 20 | 5.703G |
| 21 | 5.448G | 22 | 5.417G | 23 | 5.389G | 24 | 5.385G |
| 25 | 5.357G | 26 | 5.450G | 27 | 5.528G | 28 | 5.536G |
| 29 | 5.489G | 30 | 5.358G | 31 | 5.712G | 32 | 5.271G |
| 33 | 5.529G | 34 | 5.264G | 35 | 5.329G | 36 | 5.361G |
| 37 | 5.320G | 38 | 5.713G | 39 | 5.514G | 40 | 5.583G |
| 41 | 5.253G | 42 | 5.443G | 43 | 5.484G | 44 | 5.362G |
| 45 | 5.680G | 46 | 5.283G | 47 | 5.664G | 48 | 5.424G |
| 49 | 5.569G | 50 | 5.656G | 51 | 5.300G | 52 | 5.373G |
| 53 | 5.636G | 54 | 5.596G | 55 | 5.434G | 56 | 5.557G |
| 57 | 5.354G | 58 | 5.627G | 59 | 5.587G | 60 | 5.376G |
| 61 | 5.655G | 62 | 5.251G | 63 | 5.585G | 64 | 5.695G |
| 65 | 5.293G | 66 | 5.710G | 67 | 5.367G | 68 | 5.446G |
| 69 | 5.334G | 70 | 5.435G | 71 | 5.595G | 72 | 5.379G |
| 73 | 5.398G | 74 | 5.551G | 75 | 5.653G | 76 | 5.401G |
| 77 | 5.423G | 78 | 5.275G | 79 | 5.510G | 80 | 5.488G |
| 81 | 5.553G | 82 | 5.254G | 83 | 5.699G | 84 | 5.708G |
| 85 | 5.280G | 86 | 5.292G | 87 | 5.286G | 88 | 5.544G |
| 89 | 5.395G | 90 | 5.459G | 91 | 5.487G | 92 | 5.455G |
| 93 | 5.547G | 94 | 5.391G | 95 | 5.560G | 96 | 5.625G |
| 97 | 5.501G | 98 | 5.612G | 99 | 5.512G | 100 | 5.556G |

| Hopping Frequency Sequence Name: HOP_FREQ_SEQ_27 | | | | | | | |
|---|---|---|---|---|---|---|---|
| SEQ# | Frequency (Hz) | SEQ# | Frequency (Hz) | SEQ# | Frequency (Hz) | SEQ# | Frequency (Hz) |
| 1 | 5.291G | 2 | 5.612G | 3 | 5.548G | 4 | 5.673G |
| 5 | 5.268G | 6 | 5.410G | 7 | 5.699G | 8 | 5.668G |
| 9 | 5.600G | 10 | 5.288G | 11 | 5.431G | 12 | 5.470G |
| 13 | 5.714G | 14 | 5.391G | 15 | 5.651G | 16 | 5.377G |
| 17 | 5.539G | 18 | 5.253G | 19 | 5.645G | 20 | 5.501G |
| 21 | 5.684G | 22 | 5.423G | 23 | 5.565G | 24 | 5.561G |
| 25 | 5.724G | 26 | 5.426G | 27 | 5.681G | 28 | 5.608G |
| 29 | 5.683G | 30 | 5.328G | 31 | 5.283G | 32 | 5.558G |
| 33 | 5.589G | 34 | 5.461G | 35 | 5.368G | 36 | 5.659G |
| 37 | 5.256G | 38 | 5.710G | 39 | 5.322G | 40 | 5.617G |
| 41 | 5.555G | 42 | 5.522G | 43 | 5.424G | 44 | 5.705G |
| 45 | 5.304G | 46 | 5.415G | 47 | 5.356G | 48 | 5.469G |
| 49 | 5.582G | 50 | 5.496G | 51 | 5.513G | 52 | 5.642G |
| 53 | 5.401G | 54 | 5.272G | 55 | 5.579G | 56 | 5.455G |
| 57 | 5.385G | 58 | 5.489G | 59 | 5.662G | 60 | 5.716G |
| 61 | 5.605G | 62 | 5.528G | 63 | 5.347G | 64 | 5.483G |
| 65 | 5.281G | 66 | 5.263G | 67 | 5.601G | 68 | 5.613G |
| 69 | 5.417G | 70 | 5.620G | 71 | 5.587G | 72 | 5.351G |
| 73 | 5.367G | 74 | 5.441G | 75 | 5.418G | 76 | 5.721G |
| 77 | 5.359G | 78 | 5.557G | 79 | 5.687G | 80 | 5.619G |
| 81 | 5.708G | 82 | 5.676G | 83 | 5.350G | 84 | 5.704G |
| 85 | 5.429G | 86 | 5.664G | 87 | 5.419G | 88 | 5.498G |
| 89 | 5.262G | 90 | 5.698G | 91 | 5.310G | 92 | 5.433G |
| 93 | 5.422G | 94 | 5.656G | 95 | 5.652G | 96 | 5.494G |
| 97 | 5.428G | 98 | 5.543G | 99 | 5.518G | 100 | 5.615G |

| Hopping Frequency Sequence Name: HOP_FREQ_SEQ_28 | | | | | | | |
|---|---|---|---|---|---|---|---|
| SEQ# | Frequency (Hz) | SEQ# | Frequency (Hz) | SEQ# | Frequency (Hz) | SEQ# | Frequency (Hz) |
| 1 | 5.369G | 2 | 5.605G | 3 | 5.405G | 4 | 5.277G |
| 5 | 5.613G | 6 | 5.500G | 7 | 5.427G | 8 | 5.490G |
| 9 | 5.279G | 10 | 5.353G | 11 | 5.579G | 12 | 5.581G |
| 13 | 5.691G | 14 | 5.377G | 15 | 5.635G | 16 | 5.723G |
| 17 | 5.662G | 18 | 5.672G | 19 | 5.638G | 20 | 5.435G |
| 21 | 5.271G | 22 | 5.310G | 23 | 5.325G | 24 | 5.455G |
| 25 | 5.562G | 26 | 5.419G | 27 | 5.495G | 28 | 5.483G |
| 29 | 5.504G | 30 | 5.697G | 31 | 5.713G | 32 | 5.587G |
| 33 | 5.529G | 34 | 5.503G | 35 | 5.481G | 36 | 5.505G |
| 37 | 5.716G | 38 | 5.453G | 39 | 5.698G | 40 | 5.602G |
| 41 | 5.364G | 42 | 5.614G | 43 | 5.521G | 44 | 5.418G |
| 45 | 5.376G | 46 | 5.689G | 47 | 5.251G | 48 | 5.619G |
| 49 | 5.286G | 50 | 5.686G | 51 | 5.485G | 52 | 5.650G |
| 53 | 5.415G | 54 | 5.475G | 55 | 5.340G | 56 | 5.371G |
| 57 | 5.295G | 58 | 5.299G | 59 | 5.688G | 60 | 5.578G |
| 61 | 5.706G | 62 | 5.551G | 63 | 5.520G | 64 | 5.724G |
| 65 | 5.588G | 66 | 5.622G | 67 | 5.438G | 68 | 5.319G |
| 69 | 5.400G | 70 | 5.454G | 71 | 5.265G | 72 | 5.282G |
| 73 | 5.573G | 74 | 5.432G | 75 | 5.327G | 76 | 5.306G |
| 77 | 5.667G | 78 | 5.668G | 79 | 5.679G | 80 | 5.300G |
| 81 | 5.443G | 82 | 5.386G | 83 | 5.368G | 84 | 5.705G |
| 85 | 5.291G | 86 | 5.555G | 87 | 5.502G | 88 | 5.423G |
| 89 | 5.701G | 90 | 5.592G | 91 | 5.634G | 92 | 5.285G |
| 93 | 5.558G | 94 | 5.488G | 95 | 5.337G | 96 | 5.480G |
| 97 | 5.426G | 98 | 5.390G | 99 | 5.526G | 100 | 5.700G |

| Hopping Frequency Sequence Name: HOP_FREQ_SEQ_29 | | | | | | | |
|---|---|---|---|---|---|---|---|
| SEQ# | Frequency (Hz) | SEQ# | Frequency (Hz) | SEQ# | Frequency (Hz) | SEQ# | Frequency (Hz) |
| 1 | 5.276G | 2 | 5.446G | 3 | 5.404G | 4 | 5.334G |
| 5 | 5.339G | 6 | 5.338G | 7 | 5.693G | 8 | 5.522G |
| 9 | 5.295G | 10 | 5.653G | 11 | 5.528G | 12 | 5.541G |
| 13 | 5.464G | 14 | 5.676G | 15 | 5.360G | 16 | 5.629G |
| 17 | 5.468G | 18 | 5.636G | 19 | 5.624G | 20 | 5.298G |
| 21 | 5.316G | 22 | 5.651G | 23 | 5.657G | 24 | 5.390G |
| 25 | 5.521G | 26 | 5.387G | 27 | 5.280G | 28 | 5.534G |
| 29 | 5.302G | 30 | 5.341G | 31 | 5.342G | 32 | 5.413G |
| 33 | 5.654G | 34 | 5.275G | 35 | 5.489G | 36 | 5.554G |
| 37 | 5.459G | 38 | 5.496G | 39 | 5.437G | 40 | 5.444G |
| 41 | 5.538G | 42 | 5.591G | 43 | 5.304G | 44 | 5.520G |
| 45 | 5.283G | 46 | 5.325G | 47 | 5.660G | 48 | 5.707G |
| 49 | 5.677G | 50 | 5.259G | 51 | 5.559G | 52 | 5.386G |
| 53 | 5.501G | 54 | 5.410G | 55 | 5.441G | 56 | 5.384G |
| 57 | 5.447G | 58 | 5.337G | 59 | 5.273G | 60 | 5.645G |
| 61 | 5.429G | 62 | 5.398G | 63 | 5.504G | 64 | 5.291G |
| 65 | 5.419G | 66 | 5.564G | 67 | 5.354G | 68 | 5.597G |
| 69 | 5.530G | 70 | 5.411G | 71 | 5.445G | 72 | 5.336G |
| 73 | 5.627G | 74 | 5.409G | 75 | 5.535G | 76 | 5.292G |
| 77 | 5.599G | 78 | 5.583G | 79 | 5.359G | 80 | 5.277G |
| 81 | 5.639G | 82 | 5.697G | 83 | 5.266G | 84 | 5.555G |
| 85 | 5.422G | 86 | 5.290G | 87 | 5.498G | 88 | 5.692G |
| 89 | 5.402G | 90 | 5.670G | 91 | 5.718G | 92 | 5.281G |
| 93 | 5.561G | 94 | 5.366G | 95 | 5.592G | 96 | 5.250G |
| 97 | 5.450G | 98 | 5.423G | 99 | 5.395G | 100 | 5.678G |

| Hopping Frequency Sequence Name: HOP_FREQ_SEQ_30 | | | | | | | |
|---|---|---|---|---|---|---|---|
| SEQ# | Frequency (Hz) | SEQ# | Frequency (Hz) | SEQ# | Frequency (Hz) | SEQ# | Frequency (Hz) |
| 1 | 5.608G | 2 | 5.566G | 3 | 5.636G | 4 | 5.493G |
| 5 | 5.556G | 6 | 5.536G | 7 | 5.540G | 8 | 5.537G |
| 9 | 5.391G | 10 | 5.456G | 11 | 5.459G | 12 | 5.597G |
| 13 | 5.412G | 14 | 5.708G | 15 | 5.702G | 16 | 5.594G |
| 17 | 5.642G | 18 | 5.612G | 19 | 5.290G | 20 | 5.582G |
| 21 | 5.294G | 22 | 5.467G | 23 | 5.437G | 24 | 5.285G |
| 25 | 5.295G | 26 | 5.532G | 27 | 5.541G | 28 | 5.516G |
| 29 | 5.476G | 30 | 5.505G | 31 | 5.639G | 32 | 5.515G |
| 33 | 5.551G | 34 | 5.587G | 35 | 5.429G | 36 | 5.514G |
| 37 | 5.338G | 38 | 5.694G | 39 | 5.458G | 40 | 5.323G |
| 41 | 5.403G | 42 | 5.625G | 43 | 5.640G | 44 | 5.324G |
| 45 | 5.469G | 46 | 5.662G | 47 | 5.638G | 48 | 5.308G |
| 49 | 5.428G | 50 | 5.620G | 51 | 5.377G | 52 | 5.374G |
| 53 | 5.615G | 54 | 5.670G | 55 | 5.457G | 56 | 5.419G |
| 57 | 5.682G | 58 | 5.534G | 59 | 5.496G | 60 | 5.663G |
| 61 | 5.557G | 62 | 5.438G | 63 | 5.288G | 64 | 5.355G |
| 65 | 5.649G | 66 | 5.253G | 67 | 5.710G | 68 | 5.443G |
| 69 | 5.721G | 70 | 5.510G | 71 | 5.650G | 72 | 5.359G |
| 73 | 5.569G | 74 | 5.372G | 75 | 5.574G | 76 | 5.423G |
| 77 | 5.466G | 78 | 5.688G | 79 | 5.382G | 80 | 5.337G |
| 81 | 5.533G | 82 | 5.463G | 83 | 5.448G | 84 | 5.401G |
| 85 | 5.341G | 86 | 5.431G | 87 | 5.722G | 88 | 5.656G |
| 89 | 5.455G | 90 | 5.538G | 91 | 5.489G | 92 | 5.546G |
| 93 | 5.585G | 94 | 5.611G | 95 | 5.554G | 96 | 5.309G |
| 97 | 5.672G | 98 | 5.512G | 99 | 5.396G | 100 | 5.420G |

**IEEE 802.11ac VHT40**

| Type 1 Radar Statistical Performances | | | | | | |
|---|---|---|---|---|---|---|
| Trial # | Pulse Repetition Frequency Number (1 to 23) | PRF (Pulse per seconds) | Pulses per Burst | PRI (s) | Radar Frequency (MHz) | Detection |
| 1 | 23 | 326.2 | 18 | 3.066m | 5495 | Yes |
| 2 | 9 | 1474.9 | 78 | 678u | 5501 | Yes |
| 3 | 16 | 1222.5 | 65 | 818u | 5497 | Yes |
| 4 | 5 | 1672.2 | 89 | 598u | 5511 | Yes |
| 5 | 7 | 1567.4 | 83 | 638u | 5503 | Yes |
| 6 | 15 | 1253.1 | 67 | 798u | 5499 | Yes |
| 7 | 12 | 1355.0 | 72 | 738u | 5496 | Yes |
| 8 | 20 | 1113.6 | 59 | 898u | 5517 | Yes |
| 9 | 11 | 1392.8 | 74 | 718u | 5519 | Yes |
| 10 | 3 | 1792.1 | 95 | 558u | 5509 | Yes |
| 11 | 19 | 1139.0 | 61 | 878u | 5523 | Yes |
| 12 | 17 | 1193.3 | 63 | 838u | 5514 | Yes |
| 13 | 2 | 1858.7 | 99 | 538u | 5507 | Yes |
| 14 | 8 | 1519.8 | 81 | 658u | 5500 | Yes |
| 15 | 22 | 1066.1 | 57 | 938u | 5524 | Yes |
| 16 | | 1065.0 | 57 | 939u | 5508 | Yes |
| 17 | | 499.0 | 27 | 2.004m | 5498 | Yes |
| 18 | | 627.7 | 34 | 1.593m | 5513 | Yes |
| 19 | | 636.5 | 34 | 1.571m | 5525 | Yes |
| 20 | | 1179.2 | 63 | 848u | 5506 | Yes |
| 21 | | 370.8 | 20 | 2.697m | 5515 | Yes |
| 22 | | 590.7 | 32 | 1.693m | 5522 | No |
| 23 | | 557.7 | 30 | 1.793m | 5510 | Yes |
| 24 | | 989.1 | 53 | 1.011m | 5518 | Yes |
| 25 | | 349.4 | 19 | 2.862m | 5521 | Yes |
| 26 | | 997.0 | 53 | 1.003m | 5516 | Yes |
| 27 | | 363.5 | 20 | 2.751m | 5520 | Yes |
| 28 | | 492.9 | 27 | 2.029m | 5512 | Yes |
| 29 | | 1326.3 | 70 | 754u | 5504 | Yes |
| 30 | | 803.2 | 18 | 1.245m | 5502 | Yes |
| | | | | | | Detection Rate: 96.7 % |

| Type 2 Radar Statistical Performances | | | | | |
|---|---|---|---|---|---|
| Trial # | Pulses per Burst | Pulse Width (s) | PRI (s) | Radar Frequency (MHz) | Detection |
| 1 | 29 | 4.9u | 210u | 5507 | Yes |
| 2 | 24 | 1.7u | 178u | 5503 | Yes |
| 3 | 25 | 2.1u | 173u | 5500 | Yes |
| 4 | 28 | 4u | 222u | 5498 | Yes |
| 5 | 27 | 3.6u | 219u | 5499 | Yes |
| 6 | 29 | 5u | 212u | 5497 | Yes |
| 7 | 29 | 4.9u | 176u | 5518 | Yes |
| 8 | 23 | 1.1u | 199u | 5519 | Yes |
| 9 | 23 | 1.2u | 162u | 5501 | Yes |
| 10 | 29 | 4.5u | 220u | 5512 | Yes |
| 11 | 29 | 5u | 229u | 5511 | No |
| 12 | 29 | 5u | 214u | 5495 | Yes |
| 13 | 25 | 2.4u | 153u | 5517 | No |
| 14 | 28 | 4.1u | 197u | 5496 | Yes |
| 15 | 24 | 2u | 211u | 5506 | Yes |
| 16 | 29 | 4.6u | 190u | 5510 | Yes |
| 17 | 23 | 1u | 213u | 5502 | Yes |
| 18 | 25 | 2.4u | 218u | 5509 | Yes |
| 19 | 26 | 3.2u | 215u | 5513 | Yes |
| 20 | 26 | 3.1u | 157u | 5520 | Yes |
| 21 | 25 | 2.7u | 168u | 5515 | Yes |
| 22 | 25 | 2.6u | 227u | 5516 | Yes |
| 23 | 24 | 2u | 171u | 5521 | Yes |
| 24 | 23 | 1.1u | 158u | 5525 | Yes |
| 25 | 23 | 1u | 167u | 5524 | Yes |
| 26 | 29 | 4.9u | 150u | 5514 | No |
| 27 | 29 | 4.8u | 191u | 5523 | Yes |
| 28 | 25 | 2.3u | 159u | 5522 | Yes |
| 29 | 28 | 4.3u | 226u | 5505 | Yes |
| 30 | 26 | 3.3u | 208u | 5508 | Yes |
| | | | | | Detection Rate: 90 % |

| Type 3 Radar Statistical Performances | | | | | |
|---|---|---|---|---|---|
| Trial # | Pulses per Burst | Pulse Width (s) | PRI (s) | Radar Frequency (MHz) | Detection |
| 1 | 18 | 9.9u | 235u | 5510 | No |
| 2 | 16 | 6.7u | 357u | 5495 | Yes |
| 3 | 16 | 7.1u | 333u | 5507 | Yes |
| 4 | 18 | 9u | 242u | 5513 | Yes |
| 5 | 17 | 8.6u | 397u | 5509 | Yes |
| 6 | 18 | 10u | 302u | 5498 | Yes |
| 7 | 18 | 9.9u | 203u | 5501 | Yes |
| 8 | 16 | 6.1u | 428u | 5522 | Yes |
| 9 | 16 | 6.2u | 335u | 5512 | Yes |
| 10 | 18 | 9.5u | 240u | 5503 | Yes |
| 11 | 18 | 10u | 224u | 5514 | Yes |
| 12 | 18 | 10u | 410u | 5504 | Yes |
| 13 | 17 | 7.4u | 359u | 5517 | Yes |
| 14 | 18 | 9.1u | 269u | 5524 | Yes |
| 15 | 16 | 7u | 250u | 5500 | No |
| 16 | 18 | 9.6u | 247u | 5497 | Yes |
| 17 | 16 | 6u | 222u | 5511 | Yes |
| 18 | 17 | 7.4u | 424u | 5499 | Yes |
| 19 | 17 | 8.2u | 393u | 5521 | Yes |
| 20 | 17 | 8.1u | 382u | 5505 | Yes |
| 21 | 17 | 7.7u | 486u | 5518 | Yes |
| 22 | 17 | 7.6u | 480u | 5508 | No |
| 23 | 16 | 7u | 360u | 5502 | Yes |
| 24 | 16 | 6.1u | 297u | 5515 | Yes |
| 25 | 16 | 6u | 265u | 5516 | Yes |
| 26 | 18 | 9.9u | 263u | 5496 | Yes |
| 27 | 18 | 9.8u | 324u | 5506 | Yes |
| 28 | 17 | 7.3u | 386u | 5520 | Yes |
| 29 | 18 | 9.3u | 311u | 5523 | Yes |
| 30 | 17 | 8.3u | 378u | 5519 | Yes |
| | | | | | Detection Rate: 90 % |

| Type 4 Radar Statistical Performances | | | | | |
|---|---|---|---|---|---|
| Trial # | Pulses per Burst | Pulse Width (s) | PRI (s) | Radar Frequency (MHz) | Detection |
| 1 | 16 | 19.7u | 235u | 5497 | Yes |
| 2 | 12 | 12.7u | 357u | 5496 | No |
| 3 | 13 | 13.6u | 333u | 5509 | No |
| 4 | 15 | 17.7u | 242u | 5500 | Yes |
| 5 | 15 | 16.8u | 397u | 5525 | Yes |
| 6 | 16 | 20u | 302u | 5518 | Yes |
| 7 | 16 | 19.7u | 203u | 5501 | Yes |
| 8 | 12 | 11.3u | 428u | 5512 | No |
| 9 | 12 | 11.5u | 335u | 5508 | Yes |
| 10 | 16 | 18.8u | 240u | 5505 | Yes |
| 11 | 16 | 20u | 224u | 5503 | Yes |
| 12 | 16 | 20u | 410u | 5514 | Yes |
| 13 | 13 | 14.2u | 359u | 5516 | No |
| 14 | 15 | 18u | 269u | 5502 | Yes |
| 15 | 13 | 13.3u | 250u | 5521 | Yes |
| 16 | 16 | 19u | 247u | 5513 | Yes |
| 17 | 12 | 11.1u | 222u | 5511 | Yes |
| 18 | 13 | 14.2u | 424u | 5522 | Yes |
| 19 | 14 | 15.9u | 393u | 5519 | Yes |
| 20 | 14 | 15.8u | 382u | 5498 | No |
| 21 | 14 | 14.8u | 486u | 5515 | Yes |
| 22 | 13 | 14.6u | 480u | 5507 | Yes |
| 23 | 13 | 13.2u | 360u | 5506 | Yes |
| 24 | 12 | 11.3u | 297u | 5520 | Yes |
| 25 | 12 | 11u | 265u | 5499 | Yes |
| 26 | 16 | 19.6u | 263u | 5504 | Yes |
| 27 | 16 | 19.6u | 324u | 5510 | Yes |
| 28 | 13 | 14u | 386u | 5517 | Yes |
| 29 | 16 | 18.3u | 311u | 5523 | No |
| 30 | 14 | 16.1u | 378u | 5524 | Yes |
| | | | | | Detection Rate: 80 % |

| Type 5 Radar Statistical Performances | | |
|---|---|---|
| Trial # | Test Signal Name | Detection |
| 1 | LP_Signal_01 | Yes |
| 2 | LP_Signal_02 | Yes |
| 3 | LP_Signal_03 | Yes |
| 4 | LP_Signal_04 | Yes |
| 5 | LP_Signal_05 | Yes |
| 6 | LP_Signal_06 | Yes |
| 7 | LP_Signal_07 | Yes |
| 8 | LP_Signal_08 | Yes |
| 9 | LP_Signal_09 | Yes |
| 10 | LP_Signal_10 | Yes |
| 11 | LP_Signal_11 | Yes |
| 12 | LP_Signal_12 | Yes |
| 13 | LP_Signal_13 | Yes |
| 14 | LP_Signal_14 | Yes |
| 15 | LP_Signal_15 | Yes |
| 16 | LP_Signal_16 | Yes |
| 17 | LP_Signal_17 | Yes |
| 18 | LP_Signal_18 | Yes |
| 19 | LP_Signal_19 | Yes |
| 20 | LP_Signal_20 | Yes |
| 21 | LP_Signal_21 | Yes |
| 22 | LP_Signal_22 | Yes |
| 23 | LP_Signal_23 | Yes |
| 24 | LP_Signal_24 | Yes |
| 25 | LP_Signal_25 | Yes |
| 26 | LP_Signal_26 | Yes |
| 27 | LP_Signal_27 | Yes |
| 28 | LP_Signal_28 | Yes |
| 29 | LP_Signal_29 | Yes |
| 30 | LP_Signal_30 | Yes |
| | | Detection Rate: 100.0 % |

Long Pulse Radar Test Signal
Test Signal Name: LP_Signal_01
Number of Bursts in Trial: 16
Chrip Center Frequency: 5493MHz

| Burst | Pulses per Burst | Chrip (Hz) | Pulse Width (s) | Pulse 1 to 2 Spacing (s) | Pulse 2 to 3 Spacing (s) | Start Location (s) |
|---|---|---|---|---|---|---|
| 1 | 1 | 5M | 59.2u | - | - | 243.0m |
| 2 | 2 | 5M | 94.5u | 1.834m | - | 299.3m |
| 3 | 2 | 5M | 95.4u | 1.641m | - | 566.0m |
| 4 | 3 | 5M | 59.5u | 1.313m | 1.332m | 354.8m |
| 5 | 2 | 5M | 62.1u | 1.158m | - | 618.4m |
| 6 | 3 | 5M | 73.9u | 1.671m | 1.534m | 629.7m |
| 7 | 2 | 5M | 50.4u | 1.155m | - | 384.7m |
| 8 | 3 | 5M | 62.7u | 1.675m | 1.571m | 94.54m |
| 9 | 1 | 5M | 52.4u | - | - | 45.93m |
| 10 | 3 | 5M | 55.9u | 1.743m | 1.537m | 37.45m |
| 11 | 2 | 5M | 62.1u | 1.725m | - | 173.9m |
| 12 | 3 | 5M | 65.1u | 1.567m | 1.369m | 549.6m |
| 13 | 3 | 5M | 80.3u | 1.548m | 1.117m | 530.8m |
| 14 | 2 | 5M | 85.5u | 1.063m | - | 265.8m |
| 15 | 3 | 5M | 54.7u | 1.134m | 1.657m | 49.43m |
| 16 | 2 | 5M | 85.8u | 1.450m | - | 382.0m |

Long Pulse Radar Test Signal
Test Signal Name: LP_Signal_02
Number of Bursts in Trial: 11
Chrip Center Frequency: 5493MHz

| Burst | Pulses per Burst | Chrip (Hz) | Pulse Width (s) | Pulse 1 to 2 Spacing (s) | Pulse 2 to 3 Spacing (s) | Start Location (s) |
|---|---|---|---|---|---|---|
| 1 | 3 | 5M | 77.4u | 928.6u | 1.433m | 748.0m |
| 2 | 2 | 5M | 76.8u | 1.792m | - | 106.4m |
| 3 | 2 | 5M | 80.6u | 1.265m | - | 687.9m |
| 4 | 3 | 5M | 91.4u | 1.357m | 1.842m | 327.9m |
| 5 | 3 | 5M | 90.0u | 1.712m | 1.217m | 846.9m |
| 6 | 2 | 5M | 64.2u | 1.792m | - | 764.9m |
| 7 | 2 | 5M | 97.3u | 1.153m | - | 266.8m |
| 8 | 2 | 5M | 52.9u | 952.1u | - | 132.9m |
| 9 | 3 | 5M | 95.0u | 1.657m | 1.029m | 423.4m |
| 10 | 2 | 5M | 87.7u | 1.304m | - | 303.7m |
| 11 | 3 | 5M | 69.8u | 1.737m | 1.511m | 612.5m |

Long Pulse Radar Test Signal
Test Signal Name: LP_Signal_03
Number of Bursts in Trial: 18
Chrip Center Frequency: 5494MHz

| Burst | Pulses per Burst | Chrip (Hz) | Pulse Width (s) | Pulse 1 to 2 Spacing (s) | Pulse 2 to 3 Spacing (s) | Start Location (s) |
|---|---|---|---|---|---|---|
| 1 | 2 | 5M | 64.8u | 1.186m | - | 75.79m |
| 2 | 3 | 5M | 95.3u | 1.039m | 1.151m | 354.7m |
| 3 | 1 | 5M | 58.2u | - | - | 145.6m |
| 4 | 2 | 5M | 96.2u | 1.328m | - | 408.6m |
| 5 | 1 | 5M | 70.0u | - | - | 571.7m |
| 6 | 1 | 5M | 97.0u | - | - | 4.469m |
| 7 | 2 | 5M | 74.8u | 1.904m | - | 112.1m |
| 8 | 2 | 5M | 86.3u | 1.847m | - | 19.29m |
| 9 | 1 | 5M | 56.7u | - | - | 317.3m |
| 10 | 2 | 5M | 61.0u | 956.0u | - | 142.0m |
| 11 | 2 | 5M | 71.0u | 935.0u | - | 251.8m |
| 12 | 1 | 5M | 54.2u | - | - | 150.7m |
| 13 | 3 | 5M | 90.1u | 1.385m | 1.143m | 630.6m |
| 14 | 2 | 5M | 99.6u | 1.522m | - | 405.1m |
| 15 | 2 | 5M | 67.1u | 1.741m | - | 9.165m |
| 16 | 2 | 5M | 50.8u | 1.064m | - | 487.1m |
| 17 | 2 | 5M | 78.9u | 1.002m | - | 226.8m |
| 18 | 3 | 5M | 87.7u | 1.409m | 1.017m | 595.7m |

Long Pulse Radar Test Signal
Test Signal Name: LP_Signal_04
Number of Bursts in Trial: 16
Chrip Center Frequency: 5495MHz

| Burst | Pulses per Burst | Chrip (Hz) | Pulse Width (s) | Pulse 1 to 2 Spacing (s) | Pulse 2 to 3 Spacing (s) | Start Location (s) |
|---|---|---|---|---|---|---|
| 1 | 3 | 6M | 58.3u | 1.169m | 1.228m | 212.0m |
| 2 | 1 | 6M | 67.9u | - | - | 683.3m |
| 3 | 2 | 6M | 76.5u | 1.176m | - | 683.9m |
| 4 | 2 | 6M | 54.8u | 1.298m | - | 490.2m |
| 5 | 3 | 6M | 79.2u | 1.024m | 1.835m | 160.4m |
| 6 | 2 | 6M | 89.3u | 1.805m | - | 653.3m |
| 7 | 1 | 6M | 77.2u | - | - | 73.40m |
| 8 | 3 | 6M | 89.4u | 1.249m | 1.228m | 589.4m |
| 9 | 3 | 6M | 97.7u | 1.549m | 1.052m | 484.7m |
| 10 | 3 | 6M | 99.5u | 1.824m | 1.045m | 490.8m |
| 11 | 2 | 6M | 62.4u | 1.758m | - | 48.28m |
| 12 | 2 | 6M | 99.1u | 1.202m | - | 270.9m |
| 13 | 3 | 6M | 92.6u | 1.079m | 1.569m | 227.5m |
| 14 | 2 | 6M | 87.4u | 1.359m | - | 577.4m |
| 15 | 1 | 6M | 81.1u | - | - | 371.3m |
| 16 | 3 | 6M | 50.5u | 1.117m | 996.5u | 19.19m |

| Long Pulse Radar Test Signal<br>Test Signal Name: LP_Signal_05<br>Number of Bursts in Trial: 9<br>Chrip Center Frequency: 5495MHz | | | | | | |
|---|---|---|---|---|---|---|
| Burst | Pulses per Burst | Chrip (Hz) | Pulse Width (s) | Pulse 1 to 2 Spacing (s) | Pulse 2 to 3 Spacing (s) | Start Location (s) |
| 1 | 1 | 6M | 60.5u | - | - | 472.7m |
| 2 | 1 | 6M | 80.1u | - | - | 675.8m |
| 3 | 2 | 6M | 66.3u | 1.548m | - | 1.264 |
| 4 | 2 | 6M | 96.6u | 1.803m | - | 1.141 |
| 5 | 1 | 6M | 81.9u | - | - | 946.6m |
| 6 | 1 | 6M | 80.8u | - | - | 104.5m |
| 7 | 3 | 6M | 55.8u | 966.2u | 1.307m | 288.3m |
| 8 | 1 | 6M | 61.4u | - | - | 551.7m |
| 9 | 3 | 6M | 88.4u | 973.6u | 1.741m | 76.95m |

| Long Pulse Radar Test Signal<br>Test Signal Name: LP_Signal_06<br>Number of Bursts in Trial: 18<br>Chrip Center Frequency: 5495MHz | | | | | | |
|---|---|---|---|---|---|---|
| Burst | Pulses per Burst | Chrip (Hz) | Pulse Width (s) | Pulse 1 to 2 Spacing (s) | Pulse 2 to 3 Spacing (s) | Start Location (s) |
| 1 | 2 | 6M | 78.8u | 1.762m | - | 465.6m |
| 2 | 2 | 6M | 52.8u | 1.329m | - | 583.2m |
| 3 | 1 | 6M | 59.6u | - | - | 447.7m |
| 4 | 1 | 6M | 70.0u | - | - | 305.9m |
| 5 | 2 | 6M | 64.5u | 1.427m | - | 370.3m |
| 6 | 1 | 6M | 94.0u | - | - | 355.4m |
| 7 | 1 | 6M | 98.4u | - | - | 230.2m |
| 8 | 1 | 6M | 98.8u | - | - | 465.8m |
| 9 | 3 | 6M | 93.1u | 936.9u | 1.278m | 643.2m |
| 10 | 1 | 6M | 79.3u | - | - | 619.5m |
| 11 | 1 | 6M | 96.8u | - | - | 60.72m |
| 12 | 3 | 6M | 96.8u | 1.449m | 1.845m | 392.2m |
| 13 | 3 | 6M | 62.4u | 1.516m | 1.547m | 326.3m |
| 14 | 2 | 6M | 79.7u | 1.539m | - | 573.3m |
| 15 | 2 | 6M | 83.8u | 1.568m | - | 166.7m |
| 16 | 3 | 6M | 65.1u | 1.162m | 1.623m | 29.54m |
| 17 | 2 | 6M | 64.0u | 1.434m | - | 440.0m |
| 18 | 3 | 6M | 95.5u | 1.227m | 1.583m | 339.8m |

Long Pulse Radar Test Signal
Test Signal Name: LP_Signal_07
Number of Bursts in Trial: 10
Chrip Center Frequency: 5496MHz

| Burst | Pulses per Burst | Chrip (Hz) | Pulse Width (s) | Pulse 1 to 2 Spacing (s) | Pulse 2 to 3 Spacing (s) | Start Location (s) |
|---|---|---|---|---|---|---|
| 1 | 2 | 7M | 55.6u | 1.308m | - | 946.0m |
| 2 | 2 | 7M | 90.3u | 1.109m | - | 586.0m |
| 3 | 3 | 7M | 75.1u | 1.179m | 1.124m | 427.1m |
| 4 | 3 | 7M | 86.1u | 1.371m | 1.270m | 375.9m |
| 5 | 2 | 7M | 89.1u | 1.058m | - | 615.5m |
| 6 | 2 | 7M | 76.9u | 1.774m | - | 247.3m |
| 7 | 2 | 7M | 64.3u | 1.929m | - | 1.055 |
| 8 | 3 | 7M | 61.7u | 1.387m | 1.721m | 167.4m |
| 9 | 2 | 7M | 95.7u | 1.831m | - | 305.4m |
| 10 | 3 | 7M | 84.7u | 1.764m | 1.195m | 294.9m |

Long Pulse Radar Test Signal
Test Signal Name: LP_Signal_08
Number of Bursts in Trial: 15
Chrip Center Frequency: 5497MHz

| Burst | Pulses per Burst | Chrip (Hz) | Pulse Width (s) | Pulse 1 to 2 Spacing (s) | Pulse 2 to 3 Spacing (s) | Start Location (s) |
|---|---|---|---|---|---|---|
| 1 | 2 | 7M | 53.0u | 969.0u | - | 746.8m |
| 2 | 1 | 7M | 63.4u | - | - | 742.3m |
| 3 | 2 | 7M | 50.2u | 1.509m | - | 409.2m |
| 4 | 3 | 7M | 60.1u | 1.447m | 1.300m | 473.9m |
| 5 | 2 | 7M | 80.0u | 1.361m | - | 541.6m |
| 6 | 2 | 7M | 54.0u | 1.276m | - | 751.9m |
| 7 | 2 | 7M | 86.4u | 1.372m | - | 5.669m |
| 8 | 3 | 7M | 67.1u | 1.234m | 1.548m | 681.3m |
| 9 | 1 | 7M | 83.2u | - | - | 569.4m |
| 10 | 2 | 7M | 89.6u | 1.288m | - | 710.9m |
| 11 | 2 | 7M | 68.4u | 1.713m | - | 305.7m |
| 12 | 2 | 7M | 98.4u | 1.105m | - | 659.4m |
| 13 | 2 | 7M | 53.8u | 1.651m | - | 260.7m |
| 14 | 3 | 7M | 90.7u | 971.3u | 1.297m | 64.39m |
| 15 | 3 | 7M | 88.5u | 1.396m | 1.731m | 619.3m |

| Long Pulse Radar Test Signal<br>Test Signal Name: LP_Signal_09<br>Number of Bursts in Trial: 12<br>Chrip Center Frequency: 5498MHz | | | | | | |
|---|---|---|---|---|---|---|
| Burst | Pulses per Burst | Chrip (Hz) | Pulse Width (s) | Pulse 1 to 2 Spacing (s) | Pulse 2 to 3 Spacing (s) | Start Location (s) |
| 1 | 2 | 7M | 80.8u | 1.909m | - | 739.1m |
| 2 | 3 | 7M | 72.8u | 1.611m | 1.582m | 706.3m |
| 3 | 2 | 7M | 90.5u | 1.287m | - | 462.3m |
| 4 | 1 | 7M | 63.9u | - | - | 784.5m |
| 5 | 2 | 7M | 88.9u | 1.779m | - | 930.2m |
| 6 | 3 | 7M | 62.5u | 1.149m | 1.301m | 45.25m |
| 7 | 2 | 7M | 80.7u | 996.3u | - | 723.7m |
| 8 | 2 | 7M | 53.8u | 1.508m | - | 526.5m |
| 9 | 1 | 7M | 60.9u | - | - | 969.6m |
| 10 | 3 | 7M | 70.9u | 1.208m | 1.123m | 654.9m |
| 11 | 2 | 7M | 60.0u | 1.424m | - | 233.5m |
| 12 | 2 | 7M | 80.6u | 1.042m | - | 8.643m |

| Long Pulse Radar Test Signal<br>Test Signal Name: LP_Signal_10<br>Number of Bursts in Trial: 13<br>Chrip Center Frequency: 5499MHz | | | | | | |
|---|---|---|---|---|---|---|
| Burst | Pulses per Burst | Chrip (Hz) | Pulse Width (s) | Pulse 1 to 2 Spacing (s) | Pulse 2 to 3 Spacing (s) | Start Location (s) |
| 1 | 2 | 9M | 61.5u | 955.5u | - | 640.4m |
| 2 | 1 | 9M | 92.5u | - | - | 393.8m |
| 3 | 3 | 9M | 71.1u | 1.724m | 1.483m | 227.5m |
| 4 | 2 | 9M | 79.5u | 1.035m | - | 625.6m |
| 5 | 2 | 9M | 75.3u | 1.324m | - | 302.7m |
| 6 | 3 | 9M | 71.1u | 1.201m | 1.880m | 210.6m |
| 7 | 2 | 9M | 83.2u | 1.845m | - | 576.6m |
| 8 | 2 | 9M | 81.1u | 1.333m | - | 524.0m |
| 9 | 2 | 9M | 97.7u | 1.050m | - | 855.4m |
| 10 | 2 | 9M | 95.7u | 1.224m | - | 597.8m |
| 11 | 2 | 9M | 53.5u | 1.334m | - | 874.0m |
| 12 | 3 | 9M | 70.8u | 1.735m | 1.020m | 510.2m |
| 13 | 2 | 9M | 95.7u | 1.535m | - | 870.2m |

Long Pulse Radar Test Signal
Test Signal Name: LP_Signal_11
Number of Bursts in Trial: 13
Chrip Center Frequency: 5500MHz

| Burst | Pulses per Burst | Chrip (Hz) | Pulse Width (s) | Pulse 1 to 2 Spacing (s) | Pulse 2 to 3 Spacing (s) | Start Location (s) |
|---|---|---|---|---|---|---|
| 1 | 2 | 9M | 57.9u | 1.841m | - | 422.7m |
| 2 | 1 | 9M | 69.6u | - | - | 132.7m |
| 3 | 3 | 9M | 82.1u | 1.128m | 1.462m | 793.5m |
| 4 | 2 | 9M | 93.4u | 1.042m | - | 520.9m |
| 5 | 1 | 9M | 64.5u | - | - | 298.1m |
| 6 | 3 | 9M | 90.7u | 1.633m | 1.340m | 663.6m |
| 7 | 2 | 9M | 59.5u | 1.173m | - | 23.35m |
| 8 | 2 | 9M | 98.2u | 1.173m | - | 471.2m |
| 9 | 3 | 9M | 89.6u | 1.013m | 999.4u | 847.1m |
| 10 | 2 | 9M | 50.2u | 1.240m | - | 78.02m |
| 11 | 1 | 9M | 68.5u | - | - | 52.96m |
| 12 | 3 | 9M | 97.3u | 1.125m | 1.776m | 279.1m |
| 13 | 3 | 9M | 72.8u | 1.805m | 1.181m | 911.6m |

Long Pulse Radar Test Signal
Test Signal Name: LP_Signal_12
Number of Bursts in Trial: 15
Chrip Center Frequency: 5501MHz

| Burst | Pulses per Burst | Chrip (Hz) | Pulse Width (s) | Pulse 1 to 2 Spacing (s) | Pulse 2 to 3 Spacing (s) | Start Location (s) |
|---|---|---|---|---|---|---|
| 1 | 1 | 9M | 89.4u | - | - | 338.0m |
| 2 | 3 | 9M | 68.3u | 1.753m | 1.438m | 613.1m |
| 3 | 2 | 9M | 63.6u | 1.362m | - | 303.8m |
| 4 | 2 | 9M | 80.5u | 993.5u | - | 595.4m |
| 5 | 2 | 9M | 73.6u | 1.540m | - | 78.46m |
| 6 | 1 | 9M | 87.3u | - | - | 160.7m |
| 7 | 2 | 9M | 74.5u | 1.600m | - | 607.5m |
| 8 | 2 | 9M | 77.4u | 1.693m | - | 479.2m |
| 9 | 2 | 9M | 78.4u | 989.6u | - | 115.9m |
| 10 | 2 | 9M | 93.1u | 1.366m | - | 724.2m |
| 11 | 1 | 9M | 84.2u | - | - | 81.00m |
| 12 | 1 | 9M | 74.9u | - | - | 557.2m |
| 13 | 2 | 9M | 81.2u | 1.048m | - | 738.1m |
| 14 | 2 | 9M | 55.9u | 1.240m | - | 186.3m |
| 15 | 3 | 9M | 76.3u | 1.412m | 1.545m | 715.8m |

| Long Pulse Radar Test Signal<br>Test Signal Name: LP_Signal_13<br>Number of Bursts in Trial: 10<br>Chrip Center Frequency: 5499MHz | | | | | | |
|---|---|---|---|---|---|---|
| Burst | Pulses per Burst | Chrip (Hz) | Pulse Width (s) | Pulse 1 to 2 Spacing (s) | Pulse 2 to 3 Spacing (s) | Start Location (s) |
| 1 | 3 | 10M | 81.8u | 1.808m | 1.698m | 72.39m |
| 2 | 3 | 10M | 76.6u | 1.509m | 1.487m | 279.1m |
| 3 | 1 | 10M | 97.8u | - | - | 1.124 |
| 4 | 3 | 10M | 91.4u | 1.843m | 1.006m | 24.01m |
| 5 | 2 | 10M | 74.5u | 1.380m | - | 1.025 |
| 6 | 2 | 10M | 59.7u | 1.379m | - | 870.2m |
| 7 | 2 | 10M | 79.5u | 1.094m | - | 565.8m |
| 8 | 2 | 10M | 86.0u | 1.148m | - | 702.2m |
| 9 | 2 | 10M | 61.7u | 1.400m | - | 1.076 |
| 10 | 3 | 10M | 87.5u | 1.460m | 1.499m | 297.4m |

| Long Pulse Radar Test Signal<br>Test Signal Name: LP_Signal_14<br>Number of Bursts in Trial: 18<br>Chrip Center Frequency: 5498MHz | | | | | | |
|---|---|---|---|---|---|---|
| Burst | Pulses per Burst | Chrip (Hz) | Pulse Width (s) | Pulse 1 to 2 Spacing (s) | Pulse 2 to 3 Spacing (s) | Start Location (s) |
| 1 | 3 | 10M | 54.2u | 1.942m | 1.494m | 592.2m |
| 2 | 3 | 10M | 71.2u | 1.558m | 1.925m | 239.4m |
| 3 | 2 | 10M | 96.1u | 1.640m | - | 300.6m |
| 4 | 3 | 10M | 90.5u | 1.811m | 1.633m | 351.7m |
| 5 | 2 | 10M | 76.9u | 1.123m | - | 637.0m |
| 6 | 3 | 10M | 50.0u | 1.335m | 1.347m | 297.1m |
| 7 | 1 | 10M | 75.1u | - | - | 128.3m |
| 8 | 1 | 10M | 67.8u | - | - | 292.2m |
| 9 | 2 | 10M | 88.2u | 1.658m | - | 55.83m |
| 10 | 2 | 10M | 52.3u | 1.229m | - | 382.0m |
| 11 | 1 | 10M | 64.4u | - | - | 649.6m |
| 12 | 2 | 10M | 80.0u | 1.813m | - | 186.8m |
| 13 | 3 | 10M | 71.2u | 1.625m | 1.030m | 289.9m |
| 14 | 3 | 10M | 52.9u | 1.884m | 1.728m | 105.0m |
| 15 | 3 | 10M | 72.4u | 932.6u | 1.559m | 96.61m |
| 16 | 2 | 10M | 74.9u | 1.418m | - | 493.8m |
| 17 | 1 | 10M | 76.4u | - | - | 528.7m |
| 18 | 2 | 10M | 62.3u | 1.001m | - | 468.6m |

Long Pulse Radar Test Signal
Test Signal Name: LP_Signal_15
Number of Bursts in Trial: 9
Chrip Center Frequency: 5502MHz

| Burst | Pulses per Burst | Chrip (Hz) | Pulse Width (s) | Pulse 1 to 2 Spacing (s) | Pulse 2 to 3 Spacing (s) | Start Location (s) |
|---|---|---|---|---|---|---|
| 1 | 2 | 10M | 71.0u | 1.700m | - | 593.5m |
| 2 | 2 | 10M | 88.3u | 1.451m | - | 88.29m |
| 3 | 1 | 10M | 85.0u | - | - | 525.7m |
| 4 | 2 | 10M | 79.7u | 1.341m | - | 774.4m |
| 5 | 3 | 10M | 79.3u | 1.573m | 921.7u | 729.8m |
| 6 | 1 | 10M | 66.1u | - | - | 928.6m |
| 7 | 2 | 10M | 54.9u | 1.834m | - | 366.6m |
| 8 | 3 | 10M | 55.2u | 1.238m | 1.195m | 1.308 |
| 9 | 2 | 10M | 62.7u | 1.728m | - | 250.5m |

Long Pulse Radar Test Signal
Test Signal Name: LP_Signal_16
Number of Bursts in Trial: 14
Chrip Center Frequency: 5503MHz

| Burst | Pulses per Burst | Chrip (Hz) | Pulse Width (s) | Pulse 1 to 2 Spacing (s) | Pulse 2 to 3 Spacing (s) | Start Location (s) |
|---|---|---|---|---|---|---|
| 1 | 2 | 13M | 89.3u | 1.226m | - | 698.6m |
| 2 | 2 | 13M | 62.6u | 1.024m | - | 618.9m |
| 3 | 2 | 13M | 92.3u | 1.201m | - | 707.5m |
| 4 | 1 | 13M | 59.6u | - | - | 50.00m |
| 5 | 1 | 13M | 96.4u | - | - | 8.448m |
| 6 | 3 | 13M | 69.5u | 1.319m | 1.753m | 62.15m |
| 7 | 2 | 13M | 89.0u | 1.502m | - | 190.0m |
| 8 | 1 | 13M | 70.1u | - | - | 855.4m |
| 9 | 2 | 13M | 82.7u | 1.528m | - | 481.2m |
| 10 | 1 | 13M | 84.3u | - | - | 770.9m |
| 11 | 3 | 13M | 60.4u | 1.218m | 1.468m | 138.4m |
| 12 | 3 | 13M | 53.3u | 1.553m | 1.265m | 163.6m |
| 13 | 2 | 13M | 56.1u | 1.623m | - | 373.4m |
| 14 | 3 | 13M | 58.9u | 1.330m | 1.283m | 306.1m |

Long Pulse Radar Test Signal
Test Signal Name: LP_Signal_17
Number of Bursts in Trial: 10
Chrip Center Frequency: 5496MHz

| Burst | Pulses per Burst | Chrip (Hz) | Pulse Width (s) | Pulse 1 to 2 Spacing (s) | Pulse 2 to 3 Spacing (s) | Start Location (s) |
|---|---|---|---|---|---|---|
| 1 | 1 | 13M | 67.5u | - | - | 502.0m |
| 2 | 1 | 13M | 88.4u | - | - | 240.1m |
| 3 | 1 | 13M | 65.8u | - | - | 262.9m |
| 4 | 2 | 13M | 62.4u | 1.503m | - | 341.2m |
| 5 | 1 | 13M | 95.6u | - | - | 958.2m |
| 6 | 3 | 13M | 62.0u | 1.724m | 1.096m | 947.7m |
| 7 | 1 | 13M | 52.1u | - | - | 612.1m |
| 8 | 2 | 13M | 50.7u | 1.853m | - | 1.171 |
| 9 | 2 | 13M | 88.5u | 1.693m | - | 992.4m |
| 10 | 2 | 13M | 51.3u | 1.595m | - | 447.5m |

Long Pulse Radar Test Signal
Test Signal Name: LP_Signal_18
Number of Bursts in Trial: 12
Chrip Center Frequency: 5495MHz

| Burst | Pulses per Burst | Chrip (Hz) | Pulse Width (s) | Pulse 1 to 2 Spacing (s) | Pulse 2 to 3 Spacing (s) | Start Location (s) |
|---|---|---|---|---|---|---|
| 1 | 2 | 13M | 71.5u | 982.5u | - | 86.36m |
| 2 | 1 | 13M | 89.8u | - | - | 993.6m |
| 3 | 1 | 13M | 83.2u | - | - | 30.83m |
| 4 | 1 | 13M | 59.2u | - | - | 837.0m |
| 5 | 1 | 13M | 68.7u | - | - | 229.0m |
| 6 | 2 | 13M | 96.4u | 1.547m | - | 543.5m |
| 7 | 2 | 13M | 84.2u | 1.813m | - | 108.2m |
| 8 | 1 | 13M | 61.5u | - | - | 194.1m |
| 9 | 2 | 13M | 87.9u | 1.451m | - | 603.2m |
| 10 | 1 | 13M | 94.3u | - | - | 285.9m |
| 11 | 2 | 13M | 61.6u | 1.018m | - | 423.4m |
| 12 | 2 | 13M | 55.8u | 1.245m | - | 287.7m |

| Long Pulse Radar Test Signal<br>Test Signal Name: LP_Signal_19<br>Number of Bursts in Trial: 16<br>Chrip Center Frequency: 5504MHz | | | | | | |
|---|---|---|---|---|---|---|
| Burst | Pulses per Burst | Chrip (Hz) | Pulse Width (s) | Pulse 1 to 2 Spacing (s) | Pulse 2 to 3 Spacing (s) | Start Location (s) |
| 1 | 2 | 19M | 53.2u | 1.577m | - | 187.2m |
| 2 | 2 | 18M | 75.8u | 1.649m | - | 374.2m |
| 3 | 1 | 13M | 67.8u | - | - | 344.8m |
| 4 | 3 | 18M | 83.2u | 1.471m | 1.578m | 510.7m |
| 5 | 1 | 15M | 51.5u | - | - | 342.1m |
| 6 | 2 | 15M | 88.6u | 1.773m | - | 505.7m |
| 7 | 2 | 15M | 54.4u | 1.276m | - | 99.43m |
| 8 | 2 | 15M | 75.2u | 1.702m | - | 532.3m |
| 9 | 3 | 15M | 86.3u | 1.467m | 1.799m | 570.2m |
| 10 | 2 | 15M | 80.5u | 1.836m | - | 219.9m |
| 11 | 1 | 15M | 65.8u | - | - | 439.1m |
| 12 | 1 | 15M | 74.8u | - | - | 155.7m |
| 13 | 2 | 15M | 50.9u | 1.797m | - | 466.0m |
| 14 | 1 | 15M | 98.0u | - | - | 241.0m |
| 15 | 1 | 15M | 64.1u | - | - | 747.6m |
| 16 | 3 | 15M | 51.3u | 1.279m | 1.374m | 54.36m |

| Long Pulse Radar Test Signal<br>Test Signal Name: LP_Signal_20<br>Number of Bursts in Trial: 8<br>Chrip Center Frequency: 5505MHz | | | | | | |
|---|---|---|---|---|---|---|
| Burst | Pulses per Burst | Chrip (Hz) | Pulse Width (s) | Pulse 1 to 2 Spacing (s) | Pulse 2 to 3 Spacing (s) | Start Location (s) |
| 1 | 3 | 15M | 86.3u | 1.743m | 985.7u | 297.0m |
| 2 | 1 | 15M | 66.0u | - | - | 1.473 |
| 3 | 3 | 15M | 67.9u | 1.531m | 1.717m | 438.4m |
| 4 | 3 | 15M | 86.6u | 1.433m | 1.491m | 650.2m |
| 5 | 2 | 15M | 59.3u | 1.648m | - | 773.9m |
| 6 | 2 | 15M | 60.7u | 1.384m | - | 278.3m |
| 7 | 2 | 15M | 58.5u | 1.114m | - | 1.321 |
| 8 | 2 | 15M | 88.9u | 920.1u | - | 360.9m |

Long Pulse Radar Test Signal
Test Signal Name: LP_Signal_21
Number of Bursts in Trial: 10
Chrip Center Frequency: 5527MHz

| Burst | Pulses per Burst | Chrip (Hz) | Pulse Width (s) | Pulse 1 to 2 Spacing (s) | Pulse 2 to 3 Spacing (s) | Start Location (s) |
|---|---|---|---|---|---|---|
| 1 | 2 | 15M | 94.0u | 1.223m | - | 602.5m |
| 2 | 1 | 15M | 72.8u | - | - | 973.3m |
| 3 | 1 | 15M | 53.8u | - | - | 901.9m |
| 4 | 2 | 15M | 62.4u | 1.292m | - | 937.5m |
| 5 | 2 | 15M | 78.8u | 1.014m | - | 731.3m |
| 6 | 2 | 15M | 93.5u | 1.149m | - | 20.15m |
| 7 | 1 | 15M | 61.8u | - | - | 620.4m |
| 8 | 3 | 15M | 82.0u | 1.788m | 1.001m | 82.34m |
| 9 | 1 | 15M | 63.6u | - | - | 891.7m |
| 10 | 2 | 15M | 76.7u | 1.229m | - | 49.96m |

Long Pulse Radar Test Signal
Test Signal Name: LP_Signal_22
Number of Bursts in Trial: 11
Chrip Center Frequency: 5527MHz

| Burst | Pulses per Burst | Chrip (Hz) | Pulse Width (s) | Pulse 1 to 2 Spacing (s) | Pulse 2 to 3 Spacing (s) | Start Location (s) |
|---|---|---|---|---|---|---|
| 1 | 2 | 17M | 74.8u | 1.336m | - | 732.2m |
| 2 | 2 | 17M | 64.1u | 1.818m | - | 719.3m |
| 3 | 3 | 17M | 98.6u | 1.137m | 1.023m | 239.8m |
| 4 | 3 | 17M | 65.3u | 1.927m | 1.272m | 816.3m |
| 5 | 3 | 17M | 93.8u | 956.2u | 1.471m | 59.23m |
| 6 | 2 | 17M | 90.7u | 1.479m | - | 258.2m |
| 7 | 3 | 17M | 88.4u | 1.449m | 1.878m | 326.8m |
| 8 | 1 | 17M | 65.2u | - | - | 922.6m |
| 9 | 3 | 17M | 80.1u | 1.304m | 1.086m | 879.3m |
| 10 | 1 | 17M | 98.6u | - | - | 108.0m |
| 11 | 1 | 17M | 90.8u | - | - | 26.15m |

Long Pulse Radar Test Signal
Test Signal Name: LP_Signal_23
Number of Bursts in Trial: 19
Chrip Center Frequency: 5526MHz

| Burst | Pulses per Burst | Chrip (Hz) | Pulse Width (s) | Pulse 1 to 2 Spacing (s) | Pulse 2 to 3 Spacing (s) | Start Location (s) |
|---|---|---|---|---|---|---|
| 1 | 3 | 17M | 56.6u | 1.081m | 1.442m | 264.5m |
| 2 | 2 | 17M | 77.0u | 1.479m | - | 411.6m |
| 3 | 1 | 17M | 64.7u | - | - | 502.4m |
| 4 | 2 | 17M | 66.3u | 1.533m | - | 128.2m |
| 5 | 2 | 17M | 66.5u | 1.654m | - | 32.33m |
| 6 | 2 | 17M | 53.9u | 1.723m | - | 368.5m |
| 7 | 2 | 17M | 95.4u | 1.678m | - | 502.6m |
| 8 | 2 | 17M | 79.6u | 1.481m | - | 375.6m |
| 9 | 2 | 17M | 94.7u | 1.774m | - | 335.2m |
| 10 | 3 | 17M | 86.7u | 1.256m | 1.147m | 567.5m |
| 11 | 2 | 17M | 65.2u | 1.373m | - | 55.52m |
| 12 | 3 | 17M | 53.6u | 1.336m | 1.086m | 350.4m |
| 13 | 1 | 17M | 93.6u | - | - | 549.5m |
| 14 | 3 | 17M | 99.9u | 1.866m | 961.1u | 222.0m |
| 15 | 2 | 17M | 98.7u | 1.242m | - | 603.9m |
| 16 | 3 | 17M | 99.5u | 992.5u | 1.138m | 514.9m |
| 17 | 2 | 17M | 88.7u | 1.906m | - | 388.1m |
| 18 | 2 | 17M | 98.4u | 1.185m | - | 429.7m |
| 19 | 2 | 17M | 84.8u | 1.718m | - | 344.7m |

Long Pulse Radar Test Signal
Test Signal Name: LP_Signal_24
Number of Bursts in Trial: 12
Chrip Center Frequency: 5525MHz

| Burst | Pulses per Burst | Chrip (Hz) | Pulse Width (s) | Pulse 1 to 2 Spacing (s) | Pulse 2 to 3 Spacing (s) | Start Location (s) |
|---|---|---|---|---|---|---|
| 1 | 2 | 17M | 93.4u | 1.791m | - | 467.1m |
| 2 | 2 | 17M | 53.0u | 1.331m | - | 100.2m |
| 3 | 2 | 17M | 63.1u | 1.017m | - | 444.6m |
| 4 | 2 | 17M | 66.4u | 1.835m | - | 765.4m |
| 5 | 2 | 17M | 54.8u | 1.828m | - | 810.6m |
| 6 | 3 | 17M | 99.5u | 974.5u | 1.850m | 833.5m |
| 7 | 1 | 17M | 94.7u | - | - | 898.3m |
| 8 | 3 | 17M | 51.2u | 1.184m | 1.832m | 783.4m |
| 9 | 3 | 17M | 87.4u | 1.279m | 1.661m | 145.4m |
| 10 | 3 | 17M | 60.8u | 1.353m | 1.908m | 109.4m |
| 11 | 2 | 17M | 81.3u | 1.689m | - | 467.0m |
| 12 | 2 | 17M | 65.6u | 957.4u | - | 612.4m |

Long Pulse Radar Test Signal
Test Signal Name: LP_Signal_25
Number of Bursts in Trial: 14
Chrip Center Frequency: 5525MHz

| Burst | Pulses per Burst | Chrip (Hz) | Pulse Width (s) | Pulse 1 to 2 Spacing (s) | Pulse 2 to 3 Spacing (s) | Start Location (s) |
|---|---|---|---|---|---|---|
| 1 | 2 | 19M | 57.4u | 1.572m | - | 817.2m |
| 2 | 3 | 19M | 74.9u | 1.651m | 1.525m | 728.1m |
| 3 | 2 | 19M | 61.0u | 1.735m | - | 456.8m |
| 4 | 1 | 19M | 51.0u | - | - | 705.2m |
| 5 | 1 | 19M | 70.9u | - | - | 416.2m |
| 6 | 1 | 19M | 74.4u | - | - | 137.3m |
| 7 | 2 | 19M | 96.1u | 1.248m | - | 252.5m |
| 8 | 2 | 19M | 62.4u | 1.425m | - | 346.7m |
| 9 | 3 | 19M | 83.2u | 1.202m | 1.002m | 4.653m |
| 10 | 2 | 19M | 75.3u | 1.397m | - | 392.0m |
| 11 | 2 | 19M | 59.8u | 1.393m | - | 455.0m |
| 12 | 2 | 19M | 59.2u | 1.897m | - | 349.0m |
| 13 | 2 | 19M | 84.7u | 1.796m | - | 755.0m |
| 14 | 2 | 19M | 61.9u | 1.149m | - | 413.6m |

Long Pulse Radar Test Signal
Test Signal Name: LP_Signal_26
Number of Bursts in Trial: 14
Chrip Center Frequency: 5525MHz

| Burst | Pulses per Burst | Chrip (Hz) | Pulse Width (s) | Pulse 1 to 2 Spacing (s) | Pulse 2 to 3 Spacing (s) | Start Location (s) |
|---|---|---|---|---|---|---|
| 1 | 2 | 19M | 71.7u | 1.014m | - | 296.4m |
| 2 | 1 | 19M | 51.3u | - | - | 48.96m |
| 3 | 1 | 19M | 54.9u | - | - | 138.5m |
| 4 | 1 | 19M | 93.5u | - | - | 839.3m |
| 5 | 2 | 19M | 96.3u | 1.129m | - | 808.4m |
| 6 | 3 | 19M | 54.8u | 1.325m | 1.878m | 449.8m |
| 7 | 2 | 19M | 70.4u | 1.073m | - | 123.0m |
| 8 | 1 | 19M | 88.9u | - | - | 76.81m |
| 9 | 2 | 19M | 71.3u | 1.818m | - | 383.6m |
| 10 | 2 | 19M | 98.0u | 1.652m | - | 218.1m |
| 11 | 1 | 19M | 93.4u | - | - | 32.10m |
| 12 | 1 | 19M | 87.3u | - | - | 559.1m |
| 13 | 3 | 19M | 74.2u | 1.818m | 1.191m | 83.98m |
| 14 | 2 | 19M | 50.0u | 1.298m | - | 378.9m |

| Long Pulse Radar Test Signal<br>Test Signal Name: LP_Signal_27<br>Number of Bursts in Trial: 14<br>Chrip Center Frequency: 5524MHz | | | | | | |
|---|---|---|---|---|---|---|
| Burst | Pulses per Burst | Chrip (Hz) | Pulse Width (s) | Pulse 1 to 2 Spacing (s) | Pulse 2 to 3 Spacing (s) | Start Location (s) |
| 1 | 1 | 19M | 96.6u | - | - | 363.1m |
| 2 | 1 | 19M | 51.9u | - | - | 739.2m |
| 3 | 1 | 19M | 76.1u | - | - | 386.4m |
| 4 | 2 | 19M | 73.2u | 1.121m | - | 703.9m |
| 5 | 2 | 19M | 63.6u | 1.058m | - | 622.0m |
| 6 | 1 | 19M | 79.6u | - | - | 34.99m |
| 7 | 3 | 19M | 82.5u | 1.213m | 1.864m | 794.1m |
| 8 | 3 | 19M | 53.7u | 1.356m | 1.081m | 215.9m |
| 9 | 1 | 19M | 80.9u | - | - | 611.8m |
| 10 | 2 | 19M | 95.4u | 1.890m | - | 620.4m |
| 11 | 2 | 19M | 50.1u | 1.778m | - | 549.3m |
| 12 | 1 | 19M | 78.5u | - | - | 569.2m |
| 13 | 2 | 19M | 63.2u | 1.648m | - | 480.1m |
| 14 | 2 | 19M | 65.0u | 965.0u | - | 762.0m |

| Long Pulse Radar Test Signal<br>Test Signal Name: LP_Signal_28<br>Number of Bursts in Trial: 15<br>Chrip Center Frequency: 5523MHz | | | | | | |
|---|---|---|---|---|---|---|
| Burst | Pulses per Burst | Chrip (Hz) | Pulse Width (s) | Pulse 1 to 2 Spacing (s) | Pulse 2 to 3 Spacing (s) | Start Location (s) |
| 1 | 1 | 20M | 63.9u | - | - | 77.33m |
| 2 | 2 | 20M | 94.7u | 1.807m | - | 47.69m |
| 3 | 2 | 20M | 55.2u | 1.653m | - | 235.8m |
| 4 | 1 | 20M | 88.6u | - | - | 734.4m |
| 5 | 3 | 20M | 58.9u | 1.448m | 1.576m | 594.5m |
| 6 | 3 | 20M | 80.2u | 1.051m | 1.328m | 738.1m |
| 7 | 2 | 20M | 51.8u | 1.771m | - | 610.0m |
| 8 | 1 | 20M | 58.2u | - | - | 187.6m |
| 9 | 3 | 20M | 51.5u | 1.442m | 1.642m | 91.17m |
| 10 | 2 | 20M | 54.6u | 1.066m | - | 128.0m |
| 11 | 3 | 20M | 92.5u | 1.718m | 1.207m | 337.4m |
| 12 | 3 | 20M | 88.1u | 1.794m | 1.583m | 438.5m |
| 13 | 2 | 20M | 63.5u | 1.643m | - | 214.3m |
| 14 | 2 | 20M | 73.1u | 959.9u | - | 235.5m |
| 15 | 1 | 20M | 71.4u | - | - | 509.1m |

Long Pulse Radar Test Signal
Test Signal Name: LP_Signal_29
Number of Bursts in Trial: 20
Chrip Center Frequency: 5522MHz

| Burst | Pulses per Burst | Chrip (Hz) | Pulse Width (s) | Pulse 1 to 2 Spacing (s) | Pulse 2 to 3 Spacing (s) | Start Location (s) |
|---|---|---|---|---|---|---|
| 1 | 2 | 20M | 63.1u | 1.352m | - | 165.6m |
| 2 | 2 | 20M | 58.9u | 1.458m | - | 231.2m |
| 3 | 2 | 20M | 77.9u | 1.812m | - | 578.2m |
| 4 | 2 | 20M | 55.4u | 1.834m | - | 493.0m |
| 5 | 3 | 20M | 93.5u | 1.337m | 1.895m | 207.5m |
| 6 | 2 | 20M | 92.8u | 1.212m | - | 161.6m |
| 7 | 3 | 20M | 60.2u | 1.500m | 1.299m | 450.6m |
| 8 | 3 | 20M | 92.9u | 980.1u | 1.224m | 70.72m |
| 9 | 3 | 20M | 68.5u | 1.737m | 1.169m | 263.0m |
| 10 | 2 | 20M | 85.6u | 967.4u | - | 128.5m |
| 11 | 2 | 20M | 85.4u | 1.165m | - | 495.9m |
| 12 | 2 | 20M | 68.2u | 1.498m | - | 88.26m |
| 13 | 2 | 20M | 66.6u | 1.769m | - | 10.88m |
| 14 | 3 | 20M | 56.7u | 1.517m | 1.056m | 393.2m |
| 15 | 1 | 20M | 61.9u | - | - | 488.3m |
| 16 | 3 | 20M | 92.9u | 1.185m | 1.163m | 309.7m |
| 17 | 2 | 20M | 59.6u | 1.139m | - | 243.6m |
| 18 | 3 | 20M | 71.4u | 1.337m | 1.026m | 381.3m |
| 19 | 3 | 20M | 66.5u | 1.886m | 1.669m | 75.38m |
| 20 | 1 | 20M | 99.2u | - | - | 205.0m |

Long Pulse Radar Test Signal
Test Signal Name: LP_Signal_30
Number of Bursts in Trial: 13
Chrip Center Frequency: 5521MHz

| Burst | Pulses per Burst | Chrip (Hz) | Pulse Width (s) | Pulse 1 to 2 Spacing (s) | Pulse 2 to 3 Spacing (s) | Start Location (s) |
|---|---|---|---|---|---|---|
| 1 | 3 | 20M | 99.7u | 1.511m | 1.864m | 57.55m |
| 2 | 2 | 20M | 62.6u | 1.651m | - | 208.8m |
| 3 | 2 | 20M | 78.6u | 1.897m | - | 188.5m |
| 4 | 3 | 20M | 92.7u | 1.075m | 1.701m | 713.1m |
| 5 | 2 | 20M | 84.2u | 1.551m | - | 875.0m |
| 6 | 2 | 20M | 71.6u | 1.165m | - | 311.7m |
| 7 | 1 | 20M | 67.9u | - | - | 735.6m |
| 8 | 3 | 20M | 54.0u | 1.098m | 1.873m | 138.9m |
| 9 | 1 | 20M | 82.3u | - | - | 262.2m |
| 10 | 2 | 20M | 63.4u | 1.368m | - | 14.73m |
| 11 | 2 | 20M | 64.4u | 1.845m | - | 637.0m |
| 12 | 2 | 20M | 90.9u | 1.294m | - | 356.2m |
| 13 | 1 | 20M | 96.9u | - | - | 536.0m |

| Type 6 Radar Statistical Performances | | | | |
|---|---|---|---|---|
| Trial # | Pulses per Burst | Pulse Width (s) | PRI (s) | Detection |
| 1 | 9 | 1.0u | 333.0u | Yes |
| 2 | 9 | 1.0u | 333.0u | Yes |
| 3 | 9 | 1.0u | 333.0u | Yes |
| 4 | 9 | 1.0u | 333.0u | Yes |
| 5 | 9 | 1.0u | 333.0u | Yes |
| 6 | 9 | 1.0u | 333.0u | Yes |
| 7 | 9 | 1.0u | 333.0u | Yes |
| 8 | 9 | 1.0u | 333.0u | Yes |
| 9 | 9 | 1.0u | 333.0u | Yes |
| 10 | 9 | 1.0u | 333.0u | Yes |
| 11 | 9 | 1.0u | 333.0u | Yes |
| 12 | 9 | 1.0u | 333.0u | Yes |
| 13 | 9 | 1.0u | 333.0u | Yes |
| 14 | 9 | 1.0u | 333.0u | Yes |
| 15 | 9 | 1.0u | 333.0u | Yes |
| 16 | 9 | 1.0u | 333.0u | Yes |
| 17 | 9 | 1.0u | 333.0u | Yes |
| 18 | 9 | 1.0u | 333.0u | Yes |
| 19 | 9 | 1.0u | 333.0u | Yes |
| 20 | 9 | 1.0u | 333.0u | Yes |
| 21 | 9 | 1.0u | 333.0u | Yes |
| 22 | 9 | 1.0u | 333.0u | Yes |
| 23 | 9 | 1.0u | 333.0u | Yes |
| 24 | 9 | 1.0u | 333.0u | Yes |
| 25 | 9 | 1.0u | 333.0u | Yes |
| 26 | 9 | 1.0u | 333.0u | Yes |
| 27 | 9 | 1.0u | 333.0u | Yes |
| 28 | 9 | 1.0u | 333.0u | Yes |
| 29 | 9 | 1.0u | 333.0u | Yes |
| 30 | 9 | 1.0u | 333.0u | Yes |
| | | | | Detection Rate: 100.0 % |

| Type 6 Radar Statistical Performances | | |
|---|---|---|
| Trial # | Hopping Frequency Sequence Name | Detection |
| 1 | HOP_FREQ_SEQ_01 | Yes |
| 2 | HOP_FREQ_SEQ_02 | Yes |
| 3 | HOP_FREQ_SEQ_03 | Yes |
| 4 | HOP_FREQ_SEQ_04 | Yes |
| 5 | HOP_FREQ_SEQ_05 | Yes |
| 6 | HOP_FREQ_SEQ_06 | Yes |
| 7 | HOP_FREQ_SEQ_07 | Yes |
| 8 | HOP_FREQ_SEQ_08 | Yes |
| 9 | HOP_FREQ_SEQ_09 | Yes |
| 10 | HOP_FREQ_SEQ_10 | Yes |
| 11 | HOP_FREQ_SEQ_11 | Yes |
| 12 | HOP_FREQ_SEQ_12 | Yes |
| 13 | HOP_FREQ_SEQ_13 | Yes |
| 14 | HOP_FREQ_SEQ_14 | Yes |
| 15 | HOP_FREQ_SEQ_15 | Yes |
| 16 | HOP_FREQ_SEQ_16 | Yes |
| 17 | HOP_FREQ_SEQ_17 | Yes |
| 18 | HOP_FREQ_SEQ_18 | Yes |
| 19 | HOP_FREQ_SEQ_19 | Yes |
| 20 | HOP_FREQ_SEQ_20 | Yes |
| 21 | HOP_FREQ_SEQ_21 | Yes |
| 22 | HOP_FREQ_SEQ_22 | Yes |
| 23 | HOP_FREQ_SEQ_23 | Yes |
| 24 | HOP_FREQ_SEQ_24 | Yes |
| 25 | HOP_FREQ_SEQ_25 | Yes |
| 26 | HOP_FREQ_SEQ_26 | Yes |
| 27 | HOP_FREQ_SEQ_27 | Yes |
| 28 | HOP_FREQ_SEQ_28 | Yes |
| 29 | HOP_FREQ_SEQ_29 | Yes |
| 30 | HOP_FREQ_SEQ_30 | Yes |
| | | Detection Rate: 100.0 % |

| Hopping Frequency Sequence Name: HOP_FREQ_SEQ_01 | | | | | | | |
|---|---|---|---|---|---|---|---|
| SEQ# | Frequency (Hz) | SEQ# | Frequency (Hz) | SEQ# | Frequency (Hz) | SEQ# | Frequency (Hz) |
| 1 | 5.419G | 2 | 5.701G | 3 | 5.392G | 4 | 5.709G |
| 5 | 5.506G | 6 | 5.313G | 7 | 5.613G | 8 | 5.415G |
| 9 | 5.537G | 10 | 5.299G | 11 | 5.283G | 12 | 5.520G |
| 13 | 5.609G | 14 | 5.422G | 15 | 5.569G | 16 | 5.681G |
| 17 | 5.480G | 18 | 5.265G | 19 | 5.411G | 20 | 5.587G |
| 21 | 5.309G | 22 | 5.495G | 23 | 5.530G | 24 | 5.683G |
| 25 | 5.418G | 26 | 5.654G | 27 | 5.635G | 28 | 5.631G |
| 29 | 5.524G | 30 | 5.426G | 31 | 5.452G | 32 | 5.294G |
| 33 | 5.573G | 34 | 5.461G | 35 | 5.267G | 36 | 5.376G |
| 37 | 5.471G | 38 | 5.685G | 39 | 5.363G | 40 | 5.256G |
| 41 | 5.278G | 42 | 5.518G | 43 | 5.393G | 44 | 5.396G |
| 45 | 5.305G | 46 | 5.385G | 47 | 5.272G | 48 | 5.269G |
| 49 | 5.444G | 50 | 5.712G | 51 | 5.532G | 52 | 5.646G |
| 53 | 5.623G | 54 | 5.514G | 55 | 5.508G | 56 | 5.328G |
| 57 | 5.650G | 58 | 5.317G | 59 | 5.581G | 60 | 5.714G |
| 61 | 5.647G | 62 | 5.534G | 63 | 5.304G | 64 | 5.403G |
| 65 | 5.715G | 66 | 5.274G | 67 | 5.724G | 68 | 5.673G |
| 69 | 5.355G | 70 | 5.374G | 71 | 5.507G | 72 | 5.639G |
| 73 | 5.335G | 74 | 5.442G | 75 | 5.406G | 76 | 5.509G |
| 77 | 5.590G | 78 | 5.655G | 79 | 5.303G | 80 | 5.459G |
| 81 | 5.511G | 82 | 5.296G | 83 | 5.572G | 84 | 5.499G |
| 85 | 5.580G | 86 | 5.548G | 87 | 5.453G | 88 | 5.466G |
| 89 | 5.567G | 90 | 5.614G | 91 | 5.648G | 92 | 5.323G |
| 93 | 5.491G | 94 | 5.481G | 95 | 5.318G | 96 | 5.705G |
| 97 | 5.554G | 98 | 5.372G | 99 | 5.400G | 100 | 5.621G |

| Hopping Frequency Sequence Name: HOP_FREQ_SEQ_02 | | | | | | | |
|---|---|---|---|---|---|---|---|
| SEQ# | Frequency (Hz) | SEQ# | Frequency (Hz) | SEQ# | Frequency (Hz) | SEQ# | Frequency (Hz) |
| 1 | 5.509G | 2 | 5.630G | 3 | 5.452G | 4 | 5.692G |
| 5 | 5.447G | 6 | 5.312G | 7 | 5.566G | 8 | 5.306G |
| 9 | 5.635G | 10 | 5.674G | 11 | 5.365G | 12 | 5.424G |
| 13 | 5.594G | 14 | 5.668G | 15 | 5.458G | 16 | 5.676G |
| 17 | 5.505G | 18 | 5.444G | 19 | 5.706G | 20 | 5.704G |
| 21 | 5.422G | 22 | 5.528G | 23 | 5.639G | 24 | 5.294G |
| 25 | 5.552G | 26 | 5.570G | 27 | 5.521G | 28 | 5.545G |
| 29 | 5.286G | 30 | 5.636G | 31 | 5.687G | 32 | 5.432G |
| 33 | 5.694G | 34 | 5.641G | 35 | 5.679G | 36 | 5.673G |
| 37 | 5.323G | 38 | 5.571G | 39 | 5.476G | 40 | 5.722G |
| 41 | 5.333G | 42 | 5.307G | 43 | 5.279G | 44 | 5.592G |
| 45 | 5.695G | 46 | 5.638G | 47 | 5.474G | 48 | 5.684G |
| 49 | 5.622G | 50 | 5.648G | 51 | 5.624G | 52 | 5.559G |
| 53 | 5.273G | 54 | 5.462G | 55 | 5.518G | 56 | 5.470G |
| 57 | 5.659G | 58 | 5.669G | 59 | 5.439G | 60 | 5.547G |
| 61 | 5.328G | 62 | 5.420G | 63 | 5.258G | 64 | 5.602G |
| 65 | 5.348G | 66 | 5.703G | 67 | 5.361G | 68 | 5.256G |
| 69 | 5.284G | 70 | 5.723G | 71 | 5.535G | 72 | 5.599G |
| 73 | 5.608G | 74 | 5.714G | 75 | 5.657G | 76 | 5.561G |
| 77 | 5.513G | 78 | 5.393G | 79 | 5.554G | 80 | 5.681G |
| 81 | 5.666G | 82 | 5.285G | 83 | 5.584G | 84 | 5.485G |
| 85 | 5.301G | 86 | 5.585G | 87 | 5.310G | 88 | 5.555G |
| 89 | 5.690G | 90 | 5.434G | 91 | 5.421G | 92 | 5.385G |
| 93 | 5.568G | 94 | 5.548G | 95 | 5.363G | 96 | 5.330G |
| 97 | 5.386G | 98 | 5.262G | 99 | 5.475G | 100 | 5.562G |

| Hopping Frequency Sequence Name: HOP_FREQ_SEQ_03 | | | | | | | |
|---|---|---|---|---|---|---|---|
| SEQ# | Frequency (Hz) | SEQ# | Frequency (Hz) | SEQ# | Frequency (Hz) | SEQ# | Frequency (Hz) |
| 1 | 5.425G | 2 | 5.296G | 3 | 5.541G | 4 | 5.485G |
| 5 | 5.609G | 6 | 5.550G | 7 | 5.565G | 8 | 5.505G |
| 9 | 5.270G | 10 | 5.439G | 11 | 5.597G | 12 | 5.632G |
| 13 | 5.599G | 14 | 5.305G | 15 | 5.454G | 16 | 5.489G |
| 17 | 5.299G | 18 | 5.272G | 19 | 5.428G | 20 | 5.634G |
| 21 | 5.562G | 22 | 5.482G | 23 | 5.623G | 24 | 5.620G |
| 25 | 5.645G | 26 | 5.637G | 27 | 5.646G | 28 | 5.576G |
| 29 | 5.359G | 30 | 5.386G | 31 | 5.472G | 32 | 5.376G |
| 33 | 5.548G | 34 | 5.554G | 35 | 5.606G | 36 | 5.508G |
| 37 | 5.529G | 38 | 5.481G | 39 | 5.350G | 40 | 5.578G |
| 41 | 5.630G | 42 | 5.354G | 43 | 5.512G | 44 | 5.362G |
| 45 | 5.448G | 46 | 5.335G | 47 | 5.273G | 48 | 5.311G |
| 49 | 5.251G | 50 | 5.365G | 51 | 5.266G | 52 | 5.467G |
| 53 | 5.542G | 54 | 5.569G | 55 | 5.723G | 56 | 5.666G |
| 57 | 5.414G | 58 | 5.709G | 59 | 5.268G | 60 | 5.547G |
| 61 | 5.331G | 62 | 5.430G | 63 | 5.461G | 64 | 5.551G |
| 65 | 5.338G | 66 | 5.343G | 67 | 5.337G | 68 | 5.557G |
| 69 | 5.644G | 70 | 5.347G | 71 | 5.440G | 72 | 5.378G |
| 73 | 5.451G | 74 | 5.294G | 75 | 5.342G | 76 | 5.295G |
| 77 | 5.667G | 78 | 5.699G | 79 | 5.492G | 80 | 5.260G |
| 81 | 5.465G | 82 | 5.290G | 83 | 5.591G | 84 | 5.250G |
| 85 | 5.560G | 86 | 5.607G | 87 | 5.507G | 88 | 5.391G |
| 89 | 5.714G | 90 | 5.476G | 91 | 5.462G | 92 | 5.681G |
| 93 | 5.544G | 94 | 5.657G | 95 | 5.671G | 96 | 5.315G |
| 97 | 5.438G | 98 | 5.594G | 99 | 5.694G | 100 | 5.446G |

| Hopping Frequency Sequence Name: HOP_FREQ_SEQ_04 | | | | | | | |
|---|---|---|---|---|---|---|---|
| SEQ# | Frequency (Hz) | SEQ# | Frequency (Hz) | SEQ# | Frequency (Hz) | SEQ# | Frequency (Hz) |
| 1 | 5.656G | 2 | 5.317G | 3 | 5.710G | 4 | 5.659G |
| 5 | 5.320G | 6 | 5.553G | 7 | 5.341G | 8 | 5.424G |
| 9 | 5.346G | 10 | 5.700G | 11 | 5.295G | 12 | 5.688G |
| 13 | 5.508G | 14 | 5.433G | 15 | 5.363G | 16 | 5.614G |
| 17 | 5.357G | 18 | 5.293G | 19 | 5.567G | 20 | 5.489G |
| 21 | 5.271G | 22 | 5.343G | 23 | 5.380G | 24 | 5.570G |
| 25 | 5.379G | 26 | 5.305G | 27 | 5.267G | 28 | 5.288G |
| 29 | 5.371G | 30 | 5.683G | 31 | 5.446G | 32 | 5.311G |
| 33 | 5.259G | 34 | 5.352G | 35 | 5.270G | 36 | 5.699G |
| 37 | 5.462G | 38 | 5.501G | 39 | 5.602G | 40 | 5.289G |
| 41 | 5.684G | 42 | 5.434G | 43 | 5.629G | 44 | 5.715G |
| 45 | 5.313G | 46 | 5.429G | 47 | 5.253G | 48 | 5.260G |
| 49 | 5.539G | 50 | 5.717G | 51 | 5.547G | 52 | 5.419G |
| 53 | 5.596G | 54 | 5.251G | 55 | 5.377G | 56 | 5.531G |
| 57 | 5.612G | 58 | 5.476G | 59 | 5.403G | 60 | 5.442G |
| 61 | 5.580G | 62 | 5.663G | 63 | 5.706G | 64 | 5.453G |
| 65 | 5.461G | 66 | 5.677G | 67 | 5.427G | 68 | 5.518G |
| 69 | 5.438G | 70 | 5.721G | 71 | 5.587G | 72 | 5.359G |
| 73 | 5.397G | 74 | 5.304G | 75 | 5.641G | 76 | 5.474G |
| 77 | 5.537G | 78 | 5.650G | 79 | 5.485G | 80 | 5.696G |
| 81 | 5.675G | 82 | 5.588G | 83 | 5.389G | 84 | 5.600G |
| 85 | 5.323G | 86 | 5.516G | 87 | 5.458G | 88 | 5.571G |
| 89 | 5.319G | 90 | 5.354G | 91 | 5.477G | 92 | 5.291G |
| 93 | 5.692G | 94 | 5.422G | 95 | 5.425G | 96 | 5.671G |
| 97 | 5.393G | 98 | 5.497G | 99 | 5.407G | 100 | 5.413G |

| Hopping Frequency Sequence Name: HOP_FREQ_SEQ_05 | | | | | | | |
|---|---|---|---|---|---|---|---|
| SEQ# | Frequency (Hz) | SEQ# | Frequency (Hz) | SEQ# | Frequency (Hz) | SEQ# | Frequency (Hz) |
| 1 | 5.433G | 2 | 5.522G | 3 | 5.546G | 4 | 5.617G |
| 5 | 5.350G | 6 | 5.599G | 7 | 5.588G | 8 | 5.385G |
| 9 | 5.605G | 10 | 5.484G | 11 | 5.670G | 12 | 5.694G |
| 13 | 5.352G | 14 | 5.544G | 15 | 5.489G | 16 | 5.677G |
| 17 | 5.337G | 18 | 5.394G | 19 | 5.625G | 20 | 5.285G |
| 21 | 5.566G | 22 | 5.435G | 23 | 5.581G | 24 | 5.331G |
| 25 | 5.474G | 26 | 5.280G | 27 | 5.381G | 28 | 5.400G |
| 29 | 5.348G | 30 | 5.446G | 31 | 5.282G | 32 | 5.398G |
| 33 | 5.693G | 34 | 5.336G | 35 | 5.276G | 36 | 5.448G |
| 37 | 5.638G | 38 | 5.371G | 39 | 5.417G | 40 | 5.587G |
| 41 | 5.696G | 42 | 5.574G | 43 | 5.314G | 44 | 5.536G |
| 45 | 5.437G | 46 | 5.405G | 47 | 5.289G | 48 | 5.675G |
| 49 | 5.553G | 50 | 5.298G | 51 | 5.479G | 52 | 5.263G |
| 53 | 5.613G | 54 | 5.295G | 55 | 5.712G | 56 | 5.653G |
| 57 | 5.302G | 58 | 5.538G | 59 | 5.500G | 60 | 5.353G |
| 61 | 5.368G | 62 | 5.416G | 63 | 5.534G | 64 | 5.711G |
| 65 | 5.384G | 66 | 5.632G | 67 | 5.426G | 68 | 5.283G |
| 69 | 5.469G | 70 | 5.418G | 71 | 5.253G | 72 | 5.430G |
| 73 | 5.572G | 74 | 5.620G | 75 | 5.481G | 76 | 5.668G |
| 77 | 5.424G | 78 | 5.559G | 79 | 5.511G | 80 | 5.335G |
| 81 | 5.499G | 82 | 5.319G | 83 | 5.698G | 84 | 5.709G |
| 85 | 5.649G | 86 | 5.376G | 87 | 5.655G | 88 | 5.383G |
| 89 | 5.305G | 90 | 5.614G | 91 | 5.718G | 92 | 5.357G |
| 93 | 5.691G | 94 | 5.409G | 95 | 5.676G | 96 | 5.429G |
| 97 | 5.505G | 98 | 5.703G | 99 | 5.466G | 100 | 5.389G |

| Hopping Frequency Sequence Name: HOP_FREQ_SEQ_06 | | | | | | | |
|---|---|---|---|---|---|---|---|
| SEQ# | Frequency (Hz) | SEQ# | Frequency (Hz) | SEQ# | Frequency (Hz) | SEQ# | Frequency (Hz) |
| 1 | 5.389G | 2 | 5.339G | 3 | 5.605G | 4 | 5.388G |
| 5 | 5.462G | 6 | 5.676G | 7 | 5.319G | 8 | 5.322G |
| 9 | 5.639G | 10 | 5.379G | 11 | 5.521G | 12 | 5.371G |
| 13 | 5.311G | 14 | 5.414G | 15 | 5.252G | 16 | 5.398G |
| 17 | 5.364G | 18 | 5.723G | 19 | 5.530G | 20 | 5.348G |
| 21 | 5.474G | 22 | 5.509G | 23 | 5.589G | 24 | 5.574G |
| 25 | 5.316G | 26 | 5.279G | 27 | 5.271G | 28 | 5.257G |
| 29 | 5.563G | 30 | 5.699G | 31 | 5.366G | 32 | 5.611G |
| 33 | 5.384G | 34 | 5.643G | 35 | 5.479G | 36 | 5.579G |
| 37 | 5.353G | 38 | 5.487G | 39 | 5.571G | 40 | 5.272G |
| 41 | 5.432G | 42 | 5.422G | 43 | 5.302G | 44 | 5.260G |
| 45 | 5.508G | 46 | 5.281G | 47 | 5.515G | 48 | 5.400G |
| 49 | 5.645G | 50 | 5.291G | 51 | 5.706G | 52 | 5.282G |
| 53 | 5.288G | 54 | 5.453G | 55 | 5.259G | 56 | 5.406G |
| 57 | 5.674G | 58 | 5.687G | 59 | 5.554G | 60 | 5.710G |
| 61 | 5.629G | 62 | 5.654G | 63 | 5.449G | 64 | 5.557G |
| 65 | 5.440G | 66 | 5.323G | 67 | 5.267G | 68 | 5.624G |
| 69 | 5.256G | 70 | 5.516G | 71 | 5.410G | 72 | 5.581G |
| 73 | 5.619G | 74 | 5.341G | 75 | 5.627G | 76 | 5.346G |
| 77 | 5.418G | 78 | 5.625G | 79 | 5.304G | 80 | 5.338G |
| 81 | 5.481G | 82 | 5.454G | 83 | 5.600G | 84 | 5.365G |
| 85 | 5.497G | 86 | 5.667G | 87 | 5.537G | 88 | 5.568G |
| 89 | 5.606G | 90 | 5.287G | 91 | 5.385G | 92 | 5.693G |
| 93 | 5.548G | 94 | 5.702G | 95 | 5.421G | 96 | 5.513G |
| 97 | 5.357G | 98 | 5.675G | 99 | 5.583G | 100 | 5.598G |

| Hopping Frequency Sequence Name: HOP_FREQ_SEQ_07 | | | | | | | |
|---|---|---|---|---|---|---|---|
| SEQ# | Frequency (Hz) | SEQ# | Frequency (Hz) | SEQ# | Frequency (Hz) | SEQ# | Frequency (Hz) |
| 1 | 5.321G | 2 | 5.701G | 3 | 5.598G | 4 | 5.530G |
| 5 | 5.459G | 6 | 5.522G | 7 | 5.542G | 8 | 5.543G |
| 9 | 5.623G | 10 | 5.463G | 11 | 5.326G | 12 | 5.711G |
| 13 | 5.347G | 14 | 5.674G | 15 | 5.427G | 16 | 5.571G |
| 17 | 5.639G | 18 | 5.669G | 19 | 5.298G | 20 | 5.304G |
| 21 | 5.470G | 22 | 5.315G | 23 | 5.709G | 24 | 5.556G |
| 25 | 5.641G | 26 | 5.299G | 27 | 5.567G | 28 | 5.564G |
| 29 | 5.405G | 30 | 5.291G | 31 | 5.544G | 32 | 5.262G |
| 33 | 5.670G | 34 | 5.577G | 35 | 5.314G | 36 | 5.679G |
| 37 | 5.539G | 38 | 5.387G | 39 | 5.392G | 40 | 5.699G |
| 41 | 5.562G | 42 | 5.478G | 43 | 5.633G | 44 | 5.502G |
| 45 | 5.609G | 46 | 5.305G | 47 | 5.710G | 48 | 5.451G |
| 49 | 5.379G | 50 | 5.707G | 51 | 5.434G | 52 | 5.296G |
| 53 | 5.651G | 54 | 5.700G | 55 | 5.632G | 56 | 5.663G |
| 57 | 5.681G | 58 | 5.369G | 59 | 5.320G | 60 | 5.561G |
| 61 | 5.391G | 62 | 5.307G | 63 | 5.557G | 64 | 5.295G |
| 65 | 5.510G | 66 | 5.273G | 67 | 5.414G | 68 | 5.662G |
| 69 | 5.394G | 70 | 5.489G | 71 | 5.403G | 72 | 5.390G |
| 73 | 5.368G | 74 | 5.601G | 75 | 5.443G | 76 | 5.383G |
| 77 | 5.688G | 78 | 5.704G | 79 | 5.269G | 80 | 5.327G |
| 81 | 5.381G | 82 | 5.409G | 83 | 5.480G | 84 | 5.565G |
| 85 | 5.288G | 86 | 5.250G | 87 | 5.566G | 88 | 5.366G |
| 89 | 5.724G | 90 | 5.361G | 91 | 5.393G | 92 | 5.375G |
| 93 | 5.482G | 94 | 5.647G | 95 | 5.666G | 96 | 5.549G |
| 97 | 5.495G | 98 | 5.593G | 99 | 5.294G | 100 | 5.572G |

| Hopping Frequency Sequence Name: HOP_FREQ_SEQ_08 | | | | | | | |
|---|---|---|---|---|---|---|---|
| SEQ# | Frequency (Hz) | SEQ# | Frequency (Hz) | SEQ# | Frequency (Hz) | SEQ# | Frequency (Hz) |
| 1 | 5.291G | 2 | 5.486G | 3 | 5.278G | 4 | 5.310G |
| 5 | 5.391G | 6 | 5.386G | 7 | 5.669G | 8 | 5.530G |
| 9 | 5.641G | 10 | 5.490G | 11 | 5.704G | 12 | 5.263G |
| 13 | 5.687G | 14 | 5.475G | 15 | 5.533G | 16 | 5.538G |
| 17 | 5.268G | 18 | 5.593G | 19 | 5.438G | 20 | 5.517G |
| 21 | 5.332G | 22 | 5.683G | 23 | 5.376G | 24 | 5.305G |
| 25 | 5.539G | 26 | 5.544G | 27 | 5.510G | 28 | 5.255G |
| 29 | 5.321G | 30 | 5.274G | 31 | 5.442G | 32 | 5.322G |
| 33 | 5.629G | 34 | 5.661G | 35 | 5.709G | 36 | 5.439G |
| 37 | 5.648G | 38 | 5.571G | 39 | 5.393G | 40 | 5.257G |
| 41 | 5.444G | 42 | 5.532G | 43 | 5.498G | 44 | 5.576G |
| 45 | 5.520G | 46 | 5.597G | 47 | 5.276G | 48 | 5.636G |
| 49 | 5.330G | 50 | 5.684G | 51 | 5.359G | 52 | 5.483G |
| 53 | 5.529G | 54 | 5.525G | 55 | 5.504G | 56 | 5.368G |
| 57 | 5.425G | 58 | 5.303G | 59 | 5.372G | 60 | 5.711G |
| 61 | 5.329G | 62 | 5.463G | 63 | 5.616G | 64 | 5.289G |
| 65 | 5.692G | 66 | 5.723G | 67 | 5.551G | 68 | 5.296G |
| 69 | 5.622G | 70 | 5.251G | 71 | 5.264G | 72 | 5.719G |
| 73 | 5.561G | 74 | 5.695G | 75 | 5.508G | 76 | 5.375G |
| 77 | 5.407G | 78 | 5.428G | 79 | 5.344G | 80 | 5.598G |
| 81 | 5.479G | 82 | 5.617G | 83 | 5.354G | 84 | 5.574G |
| 85 | 5.286G | 86 | 5.534G | 87 | 5.499G | 88 | 5.547G |
| 89 | 5.473G | 90 | 5.714G | 91 | 5.706G | 92 | 5.663G |
| 93 | 5.639G | 94 | 5.273G | 95 | 5.608G | 96 | 5.474G |
| 97 | 5.720G | 98 | 5.456G | 99 | 5.647G | 100 | 5.250G |

| Hopping Frequency Sequence Name: HOP_FREQ_SEQ_09 | | | | | | | |
|---|---|---|---|---|---|---|---|
| SEQ# | Frequency (Hz) | SEQ# | Frequency (Hz) | SEQ# | Frequency (Hz) | SEQ# | Frequency (Hz) |
| 1 | 5.637G | 2 | 5.540G | 3 | 5.619G | 4 | 5.273G |
| 5 | 5.262G | 6 | 5.537G | 7 | 5.565G | 8 | 5.710G |
| 9 | 5.510G | 10 | 5.713G | 11 | 5.652G | 12 | 5.549G |
| 13 | 5.403G | 14 | 5.708G | 15 | 5.469G | 16 | 5.491G |
| 17 | 5.506G | 18 | 5.444G | 19 | 5.709G | 20 | 5.339G |
| 21 | 5.640G | 22 | 5.426G | 23 | 5.475G | 24 | 5.482G |
| 25 | 5.371G | 26 | 5.503G | 27 | 5.282G | 28 | 5.568G |
| 29 | 5.591G | 30 | 5.563G | 31 | 5.670G | 32 | 5.408G |
| 33 | 5.451G | 34 | 5.374G | 35 | 5.642G | 36 | 5.586G |
| 37 | 5.684G | 38 | 5.377G | 39 | 5.553G | 40 | 5.564G |
| 41 | 5.443G | 42 | 5.466G | 43 | 5.442G | 44 | 5.316G |
| 45 | 5.301G | 46 | 5.501G | 47 | 5.380G | 48 | 5.257G |
| 49 | 5.404G | 50 | 5.386G | 51 | 5.327G | 52 | 5.417G |
| 53 | 5.474G | 54 | 5.416G | 55 | 5.655G | 56 | 5.291G |
| 57 | 5.434G | 58 | 5.518G | 59 | 5.604G | 60 | 5.592G |
| 61 | 5.465G | 62 | 5.541G | 63 | 5.322G | 64 | 5.718G |
| 65 | 5.468G | 66 | 5.588G | 67 | 5.269G | 68 | 5.289G |
| 69 | 5.346G | 70 | 5.632G | 71 | 5.410G | 72 | 5.362G |
| 73 | 5.392G | 74 | 5.283G | 75 | 5.561G | 76 | 5.516G |
| 77 | 5.528G | 78 | 5.650G | 79 | 5.439G | 80 | 5.615G |
| 81 | 5.486G | 82 | 5.310G | 83 | 5.543G | 84 | 5.626G |
| 85 | 5.280G | 86 | 5.266G | 87 | 5.368G | 88 | 5.252G |
| 89 | 5.460G | 90 | 5.400G | 91 | 5.298G | 92 | 5.405G |
| 93 | 5.420G | 94 | 5.302G | 95 | 5.587G | 96 | 5.329G |
| 97 | 5.569G | 98 | 5.472G | 99 | 5.263G | 100 | 5.665G |

| Hopping Frequency Sequence Name: HOP_FREQ_SEQ_10 | | | | | | | |
|---|---|---|---|---|---|---|---|
| SEQ# | Frequency (Hz) | SEQ# | Frequency (Hz) | SEQ# | Frequency (Hz) | SEQ# | Frequency (Hz) |
| 1 | 5.631G | 2 | 5.465G | 3 | 5.433G | 4 | 5.478G |
| 5 | 5.398G | 6 | 5.603G | 7 | 5.394G | 8 | 5.490G |
| 9 | 5.318G | 10 | 5.372G | 11 | 5.646G | 12 | 5.491G |
| 13 | 5.517G | 14 | 5.384G | 15 | 5.271G | 16 | 5.451G |
| 17 | 5.685G | 18 | 5.415G | 19 | 5.336G | 20 | 5.470G |
| 21 | 5.587G | 22 | 5.520G | 23 | 5.508G | 24 | 5.484G |
| 25 | 5.509G | 26 | 5.629G | 27 | 5.279G | 28 | 5.393G |
| 29 | 5.266G | 30 | 5.571G | 31 | 5.388G | 32 | 5.298G |
| 33 | 5.659G | 34 | 5.482G | 35 | 5.467G | 36 | 5.680G |
| 37 | 5.414G | 38 | 5.281G | 39 | 5.636G | 40 | 5.359G |
| 41 | 5.427G | 42 | 5.501G | 43 | 5.447G | 44 | 5.573G |
| 45 | 5.432G | 46 | 5.278G | 47 | 5.689G | 48 | 5.658G |
| 49 | 5.688G | 50 | 5.519G | 51 | 5.515G | 52 | 5.641G |
| 53 | 5.309G | 54 | 5.475G | 55 | 5.457G | 56 | 5.317G |
| 57 | 5.670G | 58 | 5.346G | 59 | 5.581G | 60 | 5.329G |
| 61 | 5.536G | 62 | 5.604G | 63 | 5.690G | 64 | 5.557G |
| 65 | 5.331G | 66 | 5.399G | 67 | 5.316G | 68 | 5.650G |
| 69 | 5.370G | 70 | 5.651G | 71 | 5.322G | 72 | 5.469G |
| 73 | 5.251G | 74 | 5.714G | 75 | 5.314G | 76 | 5.485G |
| 77 | 5.489G | 78 | 5.411G | 79 | 5.498G | 80 | 5.376G |
| 81 | 5.561G | 82 | 5.321G | 83 | 5.453G | 84 | 5.363G |
| 85 | 5.367G | 86 | 5.455G | 87 | 5.600G | 88 | 5.431G |
| 89 | 5.459G | 90 | 5.634G | 91 | 5.656G | 92 | 5.254G |
| 93 | 5.409G | 94 | 5.550G | 95 | 5.313G | 96 | 5.695G |
| 97 | 5.562G | 98 | 5.534G | 99 | 5.288G | 100 | 5.291G |

| Hopping Frequency Sequence Name: HOP_FREQ_SEQ_11 | | | | | | | |
|---|---|---|---|---|---|---|---|
| SEQ# | Frequency (Hz) | SEQ# | Frequency (Hz) | SEQ# | Frequency (Hz) | SEQ# | Frequency (Hz) |
| 1 | 5.377G | 2 | 5.523G | 3 | 5.294G | 4 | 5.434G |
| 5 | 5.430G | 6 | 5.438G | 7 | 5.625G | 8 | 5.541G |
| 9 | 5.350G | 10 | 5.311G | 11 | 5.267G | 12 | 5.694G |
| 13 | 5.537G | 14 | 5.280G | 15 | 5.603G | 16 | 5.315G |
| 17 | 5.285G | 18 | 5.577G | 19 | 5.333G | 20 | 5.457G |
| 21 | 5.283G | 22 | 5.633G | 23 | 5.455G | 24 | 5.502G |
| 25 | 5.668G | 26 | 5.706G | 27 | 5.339G | 28 | 5.321G |
| 29 | 5.717G | 30 | 5.566G | 31 | 5.604G | 32 | 5.570G |
| 33 | 5.608G | 34 | 5.270G | 35 | 5.722G | 36 | 5.379G |
| 37 | 5.391G | 38 | 5.671G | 39 | 5.279G | 40 | 5.378G |
| 41 | 5.647G | 42 | 5.649G | 43 | 5.677G | 44 | 5.612G |
| 45 | 5.396G | 46 | 5.300G | 47 | 5.297G | 48 | 5.591G |
| 49 | 5.319G | 50 | 5.558G | 51 | 5.299G | 52 | 5.495G |
| 53 | 5.424G | 54 | 5.611G | 55 | 5.351G | 56 | 5.529G |
| 57 | 5.334G | 58 | 5.629G | 59 | 5.303G | 60 | 5.710G |
| 61 | 5.641G | 62 | 5.423G | 63 | 5.460G | 64 | 5.593G |
| 65 | 5.648G | 66 | 5.251G | 67 | 5.583G | 68 | 5.667G |
| 69 | 5.256G | 70 | 5.621G | 71 | 5.554G | 72 | 5.473G |
| 73 | 5.341G | 74 | 5.390G | 75 | 5.307G | 76 | 5.400G |
| 77 | 5.394G | 78 | 5.601G | 79 | 5.492G | 80 | 5.521G |
| 81 | 5.491G | 82 | 5.560G | 83 | 5.638G | 84 | 5.687G |
| 85 | 5.620G | 86 | 5.506G | 87 | 5.346G | 88 | 5.269G |
| 89 | 5.498G | 90 | 5.719G | 91 | 5.622G | 92 | 5.659G |
| 93 | 5.600G | 94 | 5.695G | 95 | 5.301G | 96 | 5.259G |
| 97 | 5.658G | 98 | 5.661G | 99 | 5.331G | 100 | 5.553G |

| Hopping Frequency Sequence Name: HOP_FREQ_SEQ_12 | | | | | | | |
|---|---|---|---|---|---|---|---|
| SEQ# | Frequency (Hz) | SEQ# | Frequency (Hz) | SEQ# | Frequency (Hz) | SEQ# | Frequency (Hz) |
| 1 | 5.286G | 2 | 5.333G | 3 | 5.361G | 4 | 5.336G |
| 5 | 5.607G | 6 | 5.500G | 7 | 5.307G | 8 | 5.459G |
| 9 | 5.544G | 10 | 5.564G | 11 | 5.505G | 12 | 5.400G |
| 13 | 5.377G | 14 | 5.546G | 15 | 5.589G | 16 | 5.320G |
| 17 | 5.528G | 18 | 5.387G | 19 | 5.550G | 20 | 5.721G |
| 21 | 5.557G | 22 | 5.616G | 23 | 5.419G | 24 | 5.502G |
| 25 | 5.645G | 26 | 5.611G | 27 | 5.629G | 28 | 5.363G |
| 29 | 5.585G | 30 | 5.474G | 31 | 5.277G | 32 | 5.393G |
| 33 | 5.430G | 34 | 5.283G | 35 | 5.349G | 36 | 5.327G |
| 37 | 5.599G | 38 | 5.582G | 39 | 5.624G | 40 | 5.405G |
| 41 | 5.603G | 42 | 5.296G | 43 | 5.391G | 44 | 5.677G |
| 45 | 5.347G | 46 | 5.298G | 47 | 5.295G | 48 | 5.406G |
| 49 | 5.426G | 50 | 5.686G | 51 | 5.492G | 52 | 5.465G |
| 53 | 5.643G | 54 | 5.628G | 55 | 5.515G | 56 | 5.447G |
| 57 | 5.511G | 58 | 5.388G | 59 | 5.389G | 60 | 5.495G |
| 61 | 5.671G | 62 | 5.529G | 63 | 5.415G | 64 | 5.683G |
| 65 | 5.341G | 66 | 5.446G | 67 | 5.556G | 68 | 5.306G |
| 69 | 5.670G | 70 | 5.651G | 71 | 5.630G | 72 | 5.707G |
| 73 | 5.482G | 74 | 5.262G | 75 | 5.655G | 76 | 5.698G |
| 77 | 5.448G | 78 | 5.553G | 79 | 5.496G | 80 | 5.572G |
| 81 | 5.609G | 82 | 5.692G | 83 | 5.700G | 84 | 5.463G |
| 85 | 5.647G | 86 | 5.445G | 87 | 5.576G | 88 | 5.719G |
| 89 | 5.297G | 90 | 5.650G | 91 | 5.352G | 92 | 5.696G |
| 93 | 5.408G | 94 | 5.407G | 95 | 5.543G | 96 | 5.704G |
| 97 | 5.290G | 98 | 5.548G | 99 | 5.285G | 100 | 5.517G |

| Hopping Frequency Sequence Name: HOP_FREQ_SEQ_13 | | | | | | | |
|---|---|---|---|---|---|---|---|
| SEQ# | Frequency (Hz) | SEQ# | Frequency (Hz) | SEQ# | Frequency (Hz) | SEQ# | Frequency (Hz) |
| 1 | 5.517G | 2 | 5.619G | 3 | 5.714G | 4 | 5.399G |
| 5 | 5.516G | 6 | 5.573G | 7 | 5.446G | 8 | 5.341G |
| 9 | 5.372G | 10 | 5.342G | 11 | 5.507G | 12 | 5.395G |
| 13 | 5.296G | 14 | 5.256G | 15 | 5.479G | 16 | 5.574G |
| 17 | 5.599G | 18 | 5.480G | 19 | 5.521G | 20 | 5.321G |
| 21 | 5.648G | 22 | 5.427G | 23 | 5.269G | 24 | 5.566G |
| 25 | 5.669G | 26 | 5.358G | 27 | 5.311G | 28 | 5.292G |
| 29 | 5.605G | 30 | 5.712G | 31 | 5.524G | 32 | 5.400G |
| 33 | 5.724G | 34 | 5.501G | 35 | 5.609G | 36 | 5.513G |
| 37 | 5.695G | 38 | 5.649G | 39 | 5.709G | 40 | 5.432G |
| 41 | 5.646G | 42 | 5.383G | 43 | 5.376G | 44 | 5.684G |
| 45 | 5.590G | 46 | 5.430G | 47 | 5.413G | 48 | 5.384G |
| 49 | 5.635G | 50 | 5.716G | 51 | 5.352G | 52 | 5.356G |
| 53 | 5.487G | 54 | 5.601G | 55 | 5.441G | 56 | 5.622G |
| 57 | 5.465G | 58 | 5.528G | 59 | 5.417G | 60 | 5.390G |
| 61 | 5.283G | 62 | 5.674G | 63 | 5.522G | 64 | 5.431G |
| 65 | 5.401G | 66 | 5.705G | 67 | 5.692G | 68 | 5.408G |
| 69 | 5.466G | 70 | 5.381G | 71 | 5.488G | 72 | 5.509G |
| 73 | 5.267G | 74 | 5.661G | 75 | 5.581G | 76 | 5.405G |
| 77 | 5.469G | 78 | 5.656G | 79 | 5.305G | 80 | 5.549G |
| 81 | 5.582G | 82 | 5.456G | 83 | 5.259G | 84 | 5.377G |
| 85 | 5.554G | 86 | 5.319G | 87 | 5.523G | 88 | 5.302G |
| 89 | 5.594G | 90 | 5.293G | 91 | 5.722G | 92 | 5.641G |
| 93 | 5.644G | 94 | 5.453G | 95 | 5.470G | 96 | 5.503G |
| 97 | 5.659G | 98 | 5.330G | 99 | 5.397G | 100 | 5.557G |

| Hopping Frequency Sequence Name: HOP_FREQ_SEQ_14 | | | | | | | |
|---|---|---|---|---|---|---|---|
| SEQ# | Frequency (Hz) | SEQ# | Frequency (Hz) | SEQ# | Frequency (Hz) | SEQ# | Frequency (Hz) |
| 1 | 5.293G | 2 | 5.445G | 3 | 5.287G | 4 | 5.497G |
| 5 | 5.660G | 6 | 5.352G | 7 | 5.637G | 8 | 5.709G |
| 9 | 5.333G | 10 | 5.427G | 11 | 5.367G | 12 | 5.469G |
| 13 | 5.577G | 14 | 5.613G | 15 | 5.459G | 16 | 5.372G |
| 17 | 5.284G | 18 | 5.252G | 19 | 5.521G | 20 | 5.619G |
| 21 | 5.487G | 22 | 5.379G | 23 | 5.353G | 24 | 5.382G |
| 25 | 5.433G | 26 | 5.271G | 27 | 5.563G | 28 | 5.695G |
| 29 | 5.506G | 30 | 5.686G | 31 | 5.565G | 32 | 5.300G |
| 33 | 5.569G | 34 | 5.568G | 35 | 5.345G | 36 | 5.708G |
| 37 | 5.283G | 38 | 5.502G | 39 | 5.662G | 40 | 5.260G |
| 41 | 5.404G | 42 | 5.710G | 43 | 5.674G | 44 | 5.648G |
| 45 | 5.281G | 46 | 5.610G | 47 | 5.299G | 48 | 5.551G |
| 49 | 5.474G | 50 | 5.622G | 51 | 5.529G | 52 | 5.458G |
| 53 | 5.553G | 54 | 5.416G | 55 | 5.638G | 56 | 5.307G |
| 57 | 5.524G | 58 | 5.491G | 59 | 5.492G | 60 | 5.696G |
| 61 | 5.693G | 62 | 5.251G | 63 | 5.517G | 64 | 5.470G |
| 65 | 5.477G | 66 | 5.523G | 67 | 5.667G | 68 | 5.360G |
| 69 | 5.418G | 70 | 5.533G | 71 | 5.588G | 72 | 5.426G |
| 73 | 5.349G | 74 | 5.682G | 75 | 5.626G | 76 | 5.324G |
| 77 | 5.454G | 78 | 5.485G | 79 | 5.348G | 80 | 5.280G |
| 81 | 5.436G | 82 | 5.659G | 83 | 5.567G | 84 | 5.365G |
| 85 | 5.268G | 86 | 5.482G | 87 | 5.664G | 88 | 5.376G |
| 89 | 5.576G | 90 | 5.630G | 91 | 5.699G | 92 | 5.289G |
| 93 | 5.496G | 94 | 5.547G | 95 | 5.413G | 96 | 5.559G |
| 97 | 5.311G | 98 | 5.480G | 99 | 5.440G | 100 | 5.295G |

| Hopping Frequency Sequence Name: HOP_FREQ_SEQ_15 | | | | | | | |
|---|---|---|---|---|---|---|---|
| SEQ# | Frequency (Hz) | SEQ# | Frequency (Hz) | SEQ# | Frequency (Hz) | SEQ# | Frequency (Hz) |
| 1 | 5.696G | 2 | 5.616G | 3 | 5.724G | 4 | 5.580G |
| 5 | 5.491G | 6 | 5.647G | 7 | 5.555G | 8 | 5.607G |
| 9 | 5.489G | 10 | 5.306G | 11 | 5.570G | 12 | 5.255G |
| 13 | 5.656G | 14 | 5.291G | 15 | 5.664G | 16 | 5.705G |
| 17 | 5.537G | 18 | 5.376G | 19 | 5.406G | 20 | 5.413G |
| 21 | 5.550G | 22 | 5.501G | 23 | 5.441G | 24 | 5.443G |
| 25 | 5.707G | 26 | 5.509G | 27 | 5.366G | 28 | 5.260G |
| 29 | 5.613G | 30 | 5.536G | 31 | 5.547G | 32 | 5.373G |
| 33 | 5.637G | 34 | 5.294G | 35 | 5.578G | 36 | 5.556G |
| 37 | 5.287G | 38 | 5.485G | 39 | 5.602G | 40 | 5.657G |
| 41 | 5.519G | 42 | 5.606G | 43 | 5.393G | 44 | 5.632G |
| 45 | 5.381G | 46 | 5.293G | 47 | 5.506G | 48 | 5.722G |
| 49 | 5.588G | 50 | 5.652G | 51 | 5.292G | 52 | 5.716G |
| 53 | 5.544G | 54 | 5.363G | 55 | 5.524G | 56 | 5.513G |
| 57 | 5.454G | 58 | 5.462G | 59 | 5.412G | 60 | 5.521G |
| 61 | 5.620G | 62 | 5.370G | 63 | 5.511G | 64 | 5.693G |
| 65 | 5.641G | 66 | 5.666G | 67 | 5.433G | 68 | 5.562G |
| 69 | 5.690G | 70 | 5.375G | 71 | 5.589G | 72 | 5.688G |
| 73 | 5.532G | 74 | 5.480G | 75 | 5.364G | 76 | 5.683G |
| 77 | 5.568G | 78 | 5.402G | 79 | 5.309G | 80 | 5.704G |
| 81 | 5.259G | 82 | 5.539G | 83 | 5.408G | 84 | 5.540G |
| 85 | 5.430G | 86 | 5.386G | 87 | 5.391G | 88 | 5.507G |
| 89 | 5.627G | 90 | 5.416G | 91 | 5.446G | 92 | 5.298G |
| 93 | 5.551G | 94 | 5.350G | 95 | 5.336G | 96 | 5.362G |
| 97 | 5.700G | 98 | 5.590G | 99 | 5.343G | 100 | 5.667G |

| Hopping Frequency Sequence Name: HOP_FREQ_SEQ_16 | | | | | | | |
|---|---|---|---|---|---|---|---|
| SEQ# | Frequency (Hz) | SEQ# | Frequency (Hz) | SEQ# | Frequency (Hz) | SEQ# | Frequency (Hz) |
| 1 | 5.368G | 2 | 5.373G | 3 | 5.380G | 4 | 5.441G |
| 5 | 5.322G | 6 | 5.572G | 7 | 5.561G | 8 | 5.281G |
| 9 | 5.326G | 10 | 5.676G | 11 | 5.674G | 12 | 5.453G |
| 13 | 5.500G | 14 | 5.485G | 15 | 5.460G | 16 | 5.641G |
| 17 | 5.617G | 18 | 5.722G | 19 | 5.473G | 20 | 5.423G |
| 21 | 5.602G | 22 | 5.483G | 23 | 5.635G | 24 | 5.338G |
| 25 | 5.656G | 26 | 5.298G | 27 | 5.466G | 28 | 5.420G |
| 29 | 5.411G | 30 | 5.481G | 31 | 5.271G | 32 | 5.402G |
| 33 | 5.591G | 34 | 5.306G | 35 | 5.666G | 36 | 5.636G |
| 37 | 5.458G | 38 | 5.261G | 39 | 5.341G | 40 | 5.702G |
| 41 | 5.324G | 42 | 5.251G | 43 | 5.396G | 44 | 5.518G |
| 45 | 5.645G | 46 | 5.701G | 47 | 5.550G | 48 | 5.408G |
| 49 | 5.465G | 50 | 5.643G | 51 | 5.331G | 52 | 5.442G |
| 53 | 5.625G | 54 | 5.325G | 55 | 5.681G | 56 | 5.355G |
| 57 | 5.436G | 58 | 5.668G | 59 | 5.434G | 60 | 5.563G |
| 61 | 5.422G | 62 | 5.557G | 63 | 5.292G | 64 | 5.573G |
| 65 | 5.496G | 66 | 5.566G | 67 | 5.429G | 68 | 5.445G |
| 69 | 5.578G | 70 | 5.269G | 71 | 5.686G | 72 | 5.646G |
| 73 | 5.319G | 74 | 5.632G | 75 | 5.312G | 76 | 5.601G |
| 77 | 5.377G | 78 | 5.268G | 79 | 5.615G | 80 | 5.477G |
| 81 | 5.697G | 82 | 5.608G | 83 | 5.502G | 84 | 5.595G |
| 85 | 5.315G | 86 | 5.522G | 87 | 5.314G | 88 | 5.403G |
| 89 | 5.535G | 90 | 5.363G | 91 | 5.470G | 92 | 5.538G |
| 93 | 5.419G | 94 | 5.590G | 95 | 5.447G | 96 | 5.547G |
| 97 | 5.541G | 98 | 5.564G | 99 | 5.435G | 100 | 5.510G |

| Hopping Frequency Sequence Name: HOP_FREQ_SEQ_17 | | | | | | | |
|---|---|---|---|---|---|---|---|
| SEQ# | Frequency (Hz) | SEQ# | Frequency (Hz) | SEQ# | Frequency (Hz) | SEQ# | Frequency (Hz) |
| 1 | 5.712G | 2 | 5.390G | 3 | 5.338G | 4 | 5.702G |
| 5 | 5.623G | 6 | 5.566G | 7 | 5.531G | 8 | 5.660G |
| 9 | 5.550G | 10 | 5.264G | 11 | 5.339G | 12 | 5.663G |
| 13 | 5.533G | 14 | 5.540G | 15 | 5.557G | 16 | 5.475G |
| 17 | 5.604G | 18 | 5.611G | 19 | 5.593G | 20 | 5.351G |
| 21 | 5.622G | 22 | 5.386G | 23 | 5.569G | 24 | 5.427G |
| 25 | 5.689G | 26 | 5.645G | 27 | 5.469G | 28 | 5.654G |
| 29 | 5.532G | 30 | 5.317G | 31 | 5.587G | 32 | 5.501G |
| 33 | 5.389G | 34 | 5.643G | 35 | 5.687G | 36 | 5.350G |
| 37 | 5.251G | 38 | 5.614G | 39 | 5.278G | 40 | 5.268G |
| 41 | 5.465G | 42 | 5.620G | 43 | 5.497G | 44 | 5.312G |
| 45 | 5.556G | 46 | 5.592G | 47 | 5.415G | 48 | 5.461G |
| 49 | 5.254G | 50 | 5.579G | 51 | 5.492G | 52 | 5.496G |
| 53 | 5.394G | 54 | 5.273G | 55 | 5.699G | 56 | 5.256G |
| 57 | 5.698G | 58 | 5.286G | 59 | 5.562G | 60 | 5.455G |
| 61 | 5.537G | 62 | 5.688G | 63 | 5.572G | 64 | 5.674G |
| 65 | 5.635G | 66 | 5.507G | 67 | 5.709G | 68 | 5.684G |
| 69 | 5.330G | 70 | 5.680G | 71 | 5.559G | 72 | 5.551G |
| 73 | 5.505G | 74 | 5.414G | 75 | 5.320G | 76 | 5.483G |
| 77 | 5.391G | 78 | 5.319G | 79 | 5.411G | 80 | 5.491G |
| 81 | 5.661G | 82 | 5.677G | 83 | 5.464G | 84 | 5.607G |
| 85 | 5.334G | 86 | 5.280G | 87 | 5.348G | 88 | 5.650G |
| 89 | 5.425G | 90 | 5.721G | 91 | 5.573G | 92 | 5.275G |
| 93 | 5.451G | 94 | 5.499G | 95 | 5.416G | 96 | 5.696G |
| 97 | 5.715G | 98 | 5.541G | 99 | 5.638G | 100 | 5.681G |

| Hopping Frequency Sequence Name: HOP_FREQ_SEQ_18 | | | | | | | |
|---|---|---|---|---|---|---|---|
| SEQ# | Frequency (Hz) | SEQ# | Frequency (Hz) | SEQ# | Frequency (Hz) | SEQ# | Frequency (Hz) |
| 1 | 5.674G | 2 | 5.592G | 3 | 5.699G | 4 | 5.417G |
| 5 | 5.694G | 6 | 5.256G | 7 | 5.613G | 8 | 5.607G |
| 9 | 5.313G | 10 | 5.267G | 11 | 5.268G | 12 | 5.655G |
| 13 | 5.715G | 14 | 5.593G | 15 | 5.326G | 16 | 5.632G |
| 17 | 5.308G | 18 | 5.711G | 19 | 5.516G | 20 | 5.605G |
| 21 | 5.393G | 22 | 5.464G | 23 | 5.557G | 24 | 5.587G |
| 25 | 5.282G | 26 | 5.262G | 27 | 5.333G | 28 | 5.672G |
| 29 | 5.351G | 30 | 5.582G | 31 | 5.496G | 32 | 5.497G |
| 33 | 5.665G | 34 | 5.571G | 35 | 5.390G | 36 | 5.271G |
| 37 | 5.558G | 38 | 5.429G | 39 | 5.590G | 40 | 5.509G |
| 41 | 5.618G | 42 | 5.514G | 43 | 5.260G | 44 | 5.296G |
| 45 | 5.611G | 46 | 5.386G | 47 | 5.426G | 48 | 5.483G |
| 49 | 5.601G | 50 | 5.594G | 51 | 5.329G | 52 | 5.673G |
| 53 | 5.576G | 54 | 5.336G | 55 | 5.666G | 56 | 5.652G |
| 57 | 5.690G | 58 | 5.482G | 59 | 5.657G | 60 | 5.722G |
| 61 | 5.255G | 62 | 5.685G | 63 | 5.395G | 64 | 5.600G |
| 65 | 5.548G | 66 | 5.498G | 67 | 5.305G | 68 | 5.315G |
| 69 | 5.658G | 70 | 5.499G | 71 | 5.689G | 72 | 5.476G |
| 73 | 5.408G | 74 | 5.465G | 75 | 5.595G | 76 | 5.278G |
| 77 | 5.502G | 78 | 5.444G | 79 | 5.366G | 80 | 5.331G |
| 81 | 5.653G | 82 | 5.564G | 83 | 5.561G | 84 | 5.347G |
| 85 | 5.481G | 86 | 5.449G | 87 | 5.705G | 88 | 5.619G |
| 89 | 5.677G | 90 | 5.570G | 91 | 5.532G | 92 | 5.382G |
| 93 | 5.602G | 94 | 5.629G | 95 | 5.660G | 96 | 5.698G |
| 97 | 5.349G | 98 | 5.283G | 99 | 5.562G | 100 | 5.578G |

| Hopping Frequency Sequence Name: HOP_FREQ_SEQ_19 | | | | | | | |
|---|---|---|---|---|---|---|---|
| SEQ# | Frequency (Hz) | SEQ# | Frequency (Hz) | SEQ# | Frequency (Hz) | SEQ# | Frequency (Hz) |
| 1 | 5.361G | 2 | 5.418G | 3 | 5.376G | 4 | 5.603G |
| 5 | 5.346G | 6 | 5.513G | 7 | 5.252G | 8 | 5.397G |
| 9 | 5.428G | 10 | 5.474G | 11 | 5.465G | 12 | 5.541G |
| 13 | 5.685G | 14 | 5.681G | 15 | 5.272G | 16 | 5.324G |
| 17 | 5.521G | 18 | 5.481G | 19 | 5.508G | 20 | 5.472G |
| 21 | 5.259G | 22 | 5.690G | 23 | 5.548G | 24 | 5.478G |
| 25 | 5.251G | 26 | 5.682G | 27 | 5.680G | 28 | 5.447G |
| 29 | 5.488G | 30 | 5.380G | 31 | 5.684G | 32 | 5.514G |
| 33 | 5.665G | 34 | 5.643G | 35 | 5.565G | 36 | 5.302G |
| 37 | 5.567G | 38 | 5.381G | 39 | 5.458G | 40 | 5.316G |
| 41 | 5.419G | 42 | 5.661G | 43 | 5.266G | 44 | 5.285G |
| 45 | 5.335G | 46 | 5.504G | 47 | 5.559G | 48 | 5.562G |
| 49 | 5.556G | 50 | 5.612G | 51 | 5.686G | 52 | 5.435G |
| 53 | 5.271G | 54 | 5.699G | 55 | 5.366G | 56 | 5.384G |
| 57 | 5.456G | 58 | 5.442G | 59 | 5.515G | 60 | 5.678G |
| 61 | 5.609G | 62 | 5.640G | 63 | 5.279G | 64 | 5.708G |
| 65 | 5.572G | 66 | 5.638G | 67 | 5.283G | 68 | 5.590G |
| 69 | 5.555G | 70 | 5.356G | 71 | 5.579G | 72 | 5.294G |
| 73 | 5.317G | 74 | 5.278G | 75 | 5.581G | 76 | 5.322G |
| 77 | 5.352G | 78 | 5.660G | 79 | 5.689G | 80 | 5.360G |
| 81 | 5.538G | 82 | 5.319G | 83 | 5.427G | 84 | 5.455G |
| 85 | 5.717G | 86 | 5.657G | 87 | 5.371G | 88 | 5.321G |
| 89 | 5.280G | 90 | 5.402G | 91 | 5.598G | 92 | 5.483G |
| 93 | 5.449G | 94 | 5.476G | 95 | 5.518G | 96 | 5.692G |
| 97 | 5.460G | 98 | 5.524G | 99 | 5.507G | 100 | 5.705G |

| Hopping Frequency Sequence Name: HOP_FREQ_SEQ_20 | | | | | | | |
|---|---|---|---|---|---|---|---|
| SEQ# | Frequency (Hz) | SEQ# | Frequency (Hz) | SEQ# | Frequency (Hz) | SEQ# | Frequency (Hz) |
| 1 | 5.316G | 2 | 5.553G | 3 | 5.265G | 4 | 5.389G |
| 5 | 5.401G | 6 | 5.407G | 7 | 5.357G | 8 | 5.691G |
| 9 | 5.415G | 10 | 5.416G | 11 | 5.538G | 12 | 5.372G |
| 13 | 5.539G | 14 | 5.327G | 15 | 5.629G | 16 | 5.605G |
| 17 | 5.334G | 18 | 5.465G | 19 | 5.380G | 20 | 5.328G |
| 21 | 5.623G | 22 | 5.491G | 23 | 5.624G | 24 | 5.625G |
| 25 | 5.523G | 26 | 5.514G | 27 | 5.654G | 28 | 5.584G |
| 29 | 5.270G | 30 | 5.511G | 31 | 5.681G | 32 | 5.306G |
| 33 | 5.366G | 34 | 5.703G | 35 | 5.608G | 36 | 5.503G |
| 37 | 5.458G | 38 | 5.633G | 39 | 5.272G | 40 | 5.345G |
| 41 | 5.311G | 42 | 5.483G | 43 | 5.405G | 44 | 5.496G |
| 45 | 5.386G | 46 | 5.643G | 47 | 5.542G | 48 | 5.600G |
| 49 | 5.300G | 50 | 5.290G | 51 | 5.578G | 52 | 5.268G |
| 53 | 5.262G | 54 | 5.572G | 55 | 5.370G | 56 | 5.369G |
| 57 | 5.267G | 58 | 5.621G | 59 | 5.348G | 60 | 5.396G |
| 61 | 5.392G | 62 | 5.540G | 63 | 5.289G | 64 | 5.517G |
| 65 | 5.704G | 66 | 5.617G | 67 | 5.448G | 68 | 5.606G |
| 69 | 5.497G | 70 | 5.495G | 71 | 5.602G | 72 | 5.378G |
| 73 | 5.417G | 74 | 5.335G | 75 | 5.355G | 76 | 5.271G |
| 77 | 5.277G | 78 | 5.611G | 79 | 5.414G | 80 | 5.630G |
| 81 | 5.260G | 82 | 5.699G | 83 | 5.552G | 84 | 5.307G |
| 85 | 5.663G | 86 | 5.439G | 87 | 5.323G | 88 | 5.471G |
| 89 | 5.477G | 90 | 5.720G | 91 | 5.648G | 92 | 5.436G |
| 93 | 5.682G | 94 | 5.604G | 95 | 5.558G | 96 | 5.634G |
| 97 | 5.567G | 98 | 5.356G | 99 | 5.708G | 100 | 5.652G |

| Hopping Frequency Sequence Name: HOP_FREQ_SEQ_21 | | | | | | | |
|---|---|---|---|---|---|---|---|
| SEQ# | Frequency (Hz) | SEQ# | Frequency (Hz) | SEQ# | Frequency (Hz) | SEQ# | Frequency (Hz) |
| 1 | 5.695G | 2 | 5.392G | 3 | 5.546G | 4 | 5.452G |
| 5 | 5.537G | 6 | 5.523G | 7 | 5.429G | 8 | 5.522G |
| 9 | 5.454G | 10 | 5.492G | 11 | 5.292G | 12 | 5.328G |
| 13 | 5.314G | 14 | 5.321G | 15 | 5.538G | 16 | 5.330G |
| 17 | 5.280G | 18 | 5.533G | 19 | 5.518G | 20 | 5.384G |
| 21 | 5.263G | 22 | 5.436G | 23 | 5.525G | 24 | 5.590G |
| 25 | 5.306G | 26 | 5.285G | 27 | 5.605G | 28 | 5.653G |
| 29 | 5.610G | 30 | 5.458G | 31 | 5.644G | 32 | 5.694G |
| 33 | 5.723G | 34 | 5.374G | 35 | 5.368G | 36 | 5.565G |
| 37 | 5.614G | 38 | 5.270G | 39 | 5.683G | 40 | 5.255G |
| 41 | 5.648G | 42 | 5.634G | 43 | 5.664G | 44 | 5.484G |
| 45 | 5.548G | 46 | 5.419G | 47 | 5.344G | 48 | 5.371G |
| 49 | 5.380G | 50 | 5.607G | 51 | 5.573G | 52 | 5.293G |
| 53 | 5.420G | 54 | 5.567G | 55 | 5.579G | 56 | 5.503G |
| 57 | 5.445G | 58 | 5.296G | 59 | 5.603G | 60 | 5.414G |
| 61 | 5.709G | 62 | 5.516G | 63 | 5.651G | 64 | 5.411G |
| 65 | 5.515G | 66 | 5.432G | 67 | 5.252G | 68 | 5.604G |
| 69 | 5.589G | 70 | 5.323G | 71 | 5.509G | 72 | 5.671G |
| 73 | 5.449G | 74 | 5.491G | 75 | 5.710G | 76 | 5.588G |
| 77 | 5.266G | 78 | 5.622G | 79 | 5.536G | 80 | 5.372G |
| 81 | 5.615G | 82 | 5.268G | 83 | 5.336G | 84 | 5.471G |
| 85 | 5.582G | 86 | 5.382G | 87 | 5.381G | 88 | 5.387G |
| 89 | 5.279G | 90 | 5.264G | 91 | 5.308G | 92 | 5.278G |
| 93 | 5.496G | 94 | 5.404G | 95 | 5.262G | 96 | 5.322G |
| 97 | 5.624G | 98 | 5.534G | 99 | 5.399G | 100 | 5.506G |

| Hopping Frequency Sequence Name: HOP_FREQ_SEQ_22 | | | | | | | |
|---|---|---|---|---|---|---|---|
| SEQ# | Frequency (Hz) | SEQ# | Frequency (Hz) | SEQ# | Frequency (Hz) | SEQ# | Frequency (Hz) |
| 1 | 5.274G | 2 | 5.442G | 3 | 5.557G | 4 | 5.352G |
| 5 | 5.424G | 6 | 5.359G | 7 | 5.448G | 8 | 5.518G |
| 9 | 5.576G | 10 | 5.374G | 11 | 5.313G | 12 | 5.621G |
| 13 | 5.651G | 14 | 5.574G | 15 | 5.304G | 16 | 5.335G |
| 17 | 5.549G | 18 | 5.280G | 19 | 5.612G | 20 | 5.567G |
| 21 | 5.388G | 22 | 5.646G | 23 | 5.472G | 24 | 5.586G |
| 25 | 5.650G | 26 | 5.553G | 27 | 5.413G | 28 | 5.721G |
| 29 | 5.287G | 30 | 5.373G | 31 | 5.634G | 32 | 5.435G |
| 33 | 5.601G | 34 | 5.266G | 35 | 5.316G | 36 | 5.578G |
| 37 | 5.571G | 38 | 5.301G | 39 | 5.264G | 40 | 5.688G |
| 41 | 5.581G | 42 | 5.370G | 43 | 5.420G | 44 | 5.291G |
| 45 | 5.415G | 46 | 5.329G | 47 | 5.332G | 48 | 5.398G |
| 49 | 5.609G | 50 | 5.295G | 51 | 5.458G | 52 | 5.535G |
| 53 | 5.632G | 54 | 5.286G | 55 | 5.258G | 56 | 5.391G |
| 57 | 5.250G | 58 | 5.368G | 59 | 5.643G | 60 | 5.283G |
| 61 | 5.503G | 62 | 5.540G | 63 | 5.599G | 64 | 5.459G |
| 65 | 5.439G | 66 | 5.523G | 67 | 5.659G | 68 | 5.319G |
| 69 | 5.252G | 70 | 5.408G | 71 | 5.440G | 72 | 5.684G |
| 73 | 5.642G | 74 | 5.666G | 75 | 5.447G | 76 | 5.718G |
| 77 | 5.454G | 78 | 5.452G | 79 | 5.671G | 80 | 5.279G |
| 81 | 5.308G | 82 | 5.346G | 83 | 5.284G | 84 | 5.508G |
| 85 | 5.501G | 86 | 5.560G | 87 | 5.520G | 88 | 5.265G |
| 89 | 5.652G | 90 | 5.689G | 91 | 5.697G | 92 | 5.479G |
| 93 | 5.397G | 94 | 5.656G | 95 | 5.685G | 96 | 5.356G |
| 97 | 5.500G | 98 | 5.660G | 99 | 5.515G | 100 | 5.453G |

| Hopping Frequency Sequence Name: HOP_FREQ_SEQ_23 | | | | | | | |
|---|---|---|---|---|---|---|---|
| SEQ# | Frequency (Hz) | SEQ# | Frequency (Hz) | SEQ# | Frequency (Hz) | SEQ# | Frequency (Hz) |
| 1 | 5.536G | 2 | 5.300G | 3 | 5.286G | 4 | 5.432G |
| 5 | 5.456G | 6 | 5.499G | 7 | 5.486G | 8 | 5.563G |
| 9 | 5.548G | 10 | 5.703G | 11 | 5.393G | 12 | 5.638G |
| 13 | 5.713G | 14 | 5.608G | 15 | 5.384G | 16 | 5.711G |
| 17 | 5.274G | 18 | 5.516G | 19 | 5.335G | 20 | 5.690G |
| 21 | 5.611G | 22 | 5.424G | 23 | 5.305G | 24 | 5.577G |
| 25 | 5.594G | 26 | 5.289G | 27 | 5.546G | 28 | 5.592G |
| 29 | 5.380G | 30 | 5.565G | 31 | 5.629G | 32 | 5.423G |
| 33 | 5.470G | 34 | 5.372G | 35 | 5.717G | 36 | 5.293G |
| 37 | 5.451G | 38 | 5.722G | 39 | 5.390G | 40 | 5.588G |
| 41 | 5.418G | 42 | 5.460G | 43 | 5.463G | 44 | 5.710G |
| 45 | 5.310G | 46 | 5.675G | 47 | 5.363G | 48 | 5.640G |
| 49 | 5.630G | 50 | 5.457G | 51 | 5.543G | 52 | 5.537G |
| 53 | 5.329G | 54 | 5.518G | 55 | 5.567G | 56 | 5.322G |
| 57 | 5.617G | 58 | 5.450G | 59 | 5.515G | 60 | 5.522G |
| 61 | 5.323G | 62 | 5.512G | 63 | 5.336G | 64 | 5.263G |
| 65 | 5.691G | 66 | 5.287G | 67 | 5.441G | 68 | 5.503G |
| 69 | 5.309G | 70 | 5.283G | 71 | 5.250G | 72 | 5.339G |
| 73 | 5.487G | 74 | 5.321G | 75 | 5.290G | 76 | 5.381G |
| 77 | 5.253G | 78 | 5.599G | 79 | 5.268G | 80 | 5.582G |
| 81 | 5.328G | 82 | 5.532G | 83 | 5.679G | 84 | 5.666G |
| 85 | 5.539G | 86 | 5.469G | 87 | 5.655G | 88 | 5.443G |
| 89 | 5.511G | 90 | 5.643G | 91 | 5.285G | 92 | 5.431G |
| 93 | 5.656G | 94 | 5.535G | 95 | 5.627G | 96 | 5.701G |
| 97 | 5.438G | 98 | 5.495G | 99 | 5.449G | 100 | 5.591G |

| Hopping Frequency Sequence Name: HOP_FREQ_SEQ_24 | | | | | | | |
|---|---|---|---|---|---|---|---|
| SEQ# | Frequency (Hz) | SEQ# | Frequency (Hz) | SEQ# | Frequency (Hz) | SEQ# | Frequency (Hz) |
| 1 | 5.408G | 2 | 5.464G | 3 | 5.693G | 4 | 5.422G |
| 5 | 5.360G | 6 | 5.659G | 7 | 5.485G | 8 | 5.611G |
| 9 | 5.317G | 10 | 5.273G | 11 | 5.594G | 12 | 5.661G |
| 13 | 5.359G | 14 | 5.696G | 15 | 5.518G | 16 | 5.452G |
| 17 | 5.400G | 18 | 5.324G | 19 | 5.677G | 20 | 5.532G |
| 21 | 5.407G | 22 | 5.569G | 23 | 5.372G | 24 | 5.723G |
| 25 | 5.309G | 26 | 5.275G | 27 | 5.637G | 28 | 5.393G |
| 29 | 5.251G | 30 | 5.614G | 31 | 5.484G | 32 | 5.421G |
| 33 | 5.262G | 34 | 5.325G | 35 | 5.454G | 36 | 5.612G |
| 37 | 5.351G | 38 | 5.702G | 39 | 5.604G | 40 | 5.339G |
| 41 | 5.520G | 42 | 5.314G | 43 | 5.283G | 44 | 5.439G |
| 45 | 5.682G | 46 | 5.449G | 47 | 5.342G | 48 | 5.334G |
| 49 | 5.304G | 50 | 5.459G | 51 | 5.675G | 52 | 5.546G |
| 53 | 5.302G | 54 | 5.419G | 55 | 5.326G | 56 | 5.667G |
| 57 | 5.411G | 58 | 5.432G | 59 | 5.705G | 60 | 5.433G |
| 61 | 5.349G | 62 | 5.361G | 63 | 5.668G | 64 | 5.413G |
| 65 | 5.552G | 66 | 5.328G | 67 | 5.338G | 68 | 5.288G |
| 69 | 5.694G | 70 | 5.467G | 71 | 5.620G | 72 | 5.250G |
| 73 | 5.628G | 74 | 5.560G | 75 | 5.582G | 76 | 5.680G |
| 77 | 5.347G | 78 | 5.298G | 79 | 5.426G | 80 | 5.692G |
| 81 | 5.458G | 82 | 5.548G | 83 | 5.337G | 84 | 5.265G |
| 85 | 5.386G | 86 | 5.343G | 87 | 5.424G | 88 | 5.292G |
| 89 | 5.563G | 90 | 5.539G | 91 | 5.724G | 92 | 5.255G |
| 93 | 5.365G | 94 | 5.469G | 95 | 5.389G | 96 | 5.492G |
| 97 | 5.268G | 98 | 5.610G | 99 | 5.438G | 100 | 5.382G |

| Hopping Frequency Sequence Name: HOP_FREQ_SEQ_25 | | | | | | | |
|---|---|---|---|---|---|---|---|
| SEQ# | Frequency (Hz) | SEQ# | Frequency (Hz) | SEQ# | Frequency (Hz) | SEQ# | Frequency (Hz) |
| 1 | 5.391G | 2 | 5.724G | 3 | 5.502G | 4 | 5.548G |
| 5 | 5.703G | 6 | 5.544G | 7 | 5.385G | 8 | 5.676G |
| 9 | 5.301G | 10 | 5.271G | 11 | 5.665G | 12 | 5.298G |
| 13 | 5.308G | 14 | 5.504G | 15 | 5.413G | 16 | 5.446G |
| 17 | 5.401G | 18 | 5.365G | 19 | 5.414G | 20 | 5.430G |
| 21 | 5.509G | 22 | 5.332G | 23 | 5.389G | 24 | 5.545G |
| 25 | 5.705G | 26 | 5.624G | 27 | 5.658G | 28 | 5.263G |
| 29 | 5.568G | 30 | 5.422G | 31 | 5.497G | 32 | 5.341G |
| 33 | 5.486G | 34 | 5.395G | 35 | 5.329G | 36 | 5.660G |
| 37 | 5.325G | 38 | 5.477G | 39 | 5.619G | 40 | 5.525G |
| 41 | 5.297G | 42 | 5.559G | 43 | 5.580G | 44 | 5.590G |
| 45 | 5.423G | 46 | 5.285G | 47 | 5.720G | 48 | 5.267G |
| 49 | 5.350G | 50 | 5.706G | 51 | 5.340G | 52 | 5.649G |
| 53 | 5.338G | 54 | 5.543G | 55 | 5.562G | 56 | 5.687G |
| 57 | 5.362G | 58 | 5.266G | 59 | 5.524G | 60 | 5.520G |
| 61 | 5.560G | 62 | 5.355G | 63 | 5.715G | 64 | 5.542G |
| 65 | 5.487G | 66 | 5.584G | 67 | 5.718G | 68 | 5.269G |
| 69 | 5.599G | 70 | 5.374G | 71 | 5.260G | 72 | 5.587G |
| 73 | 5.574G | 74 | 5.384G | 75 | 5.552G | 76 | 5.403G |
| 77 | 5.351G | 78 | 5.484G | 79 | 5.281G | 80 | 5.259G |
| 81 | 5.460G | 82 | 5.319G | 83 | 5.330G | 84 | 5.533G |
| 85 | 5.277G | 86 | 5.626G | 87 | 5.490G | 88 | 5.439G |
| 89 | 5.613G | 90 | 5.565G | 91 | 5.553G | 92 | 5.561G |
| 93 | 5.453G | 94 | 5.555G | 95 | 5.608G | 96 | 5.505G |
| 97 | 5.287G | 98 | 5.506G | 99 | 5.376G | 100 | 5.284G |

| Hopping Frequency Sequence Name: HOP_FREQ_SEQ_26 | | | | | | | |
|---|---|---|---|---|---|---|---|
| SEQ# | Frequency (Hz) | SEQ# | Frequency (Hz) | SEQ# | Frequency (Hz) | SEQ# | Frequency (Hz) |
| 1 | 5.518G | 2 | 5.476G | 3 | 5.593G | 4 | 5.256G |
| 5 | 5.688G | 6 | 5.624G | 7 | 5.579G | 8 | 5.270G |
| 9 | 5.450G | 10 | 5.639G | 11 | 5.529G | 12 | 5.292G |
| 13 | 5.607G | 14 | 5.447G | 15 | 5.627G | 16 | 5.544G |
| 17 | 5.410G | 18 | 5.574G | 19 | 5.671G | 20 | 5.426G |
| 21 | 5.681G | 22 | 5.595G | 23 | 5.538G | 24 | 5.340G |
| 25 | 5.708G | 26 | 5.351G | 27 | 5.552G | 28 | 5.380G |
| 29 | 5.543G | 30 | 5.460G | 31 | 5.568G | 32 | 5.531G |
| 33 | 5.284G | 34 | 5.492G | 35 | 5.322G | 36 | 5.290G |
| 37 | 5.375G | 38 | 5.656G | 39 | 5.541G | 40 | 5.516G |
| 41 | 5.573G | 42 | 5.553G | 43 | 5.417G | 44 | 5.365G |
| 45 | 5.522G | 46 | 5.327G | 47 | 5.637G | 48 | 5.372G |
| 49 | 5.266G | 50 | 5.388G | 51 | 5.338G | 52 | 5.514G |
| 53 | 5.662G | 54 | 5.448G | 55 | 5.703G | 56 | 5.577G |
| 57 | 5.361G | 58 | 5.261G | 59 | 5.303G | 60 | 5.659G |
| 61 | 5.696G | 62 | 5.601G | 63 | 5.721G | 64 | 5.524G |
| 65 | 5.378G | 66 | 5.641G | 67 | 5.480G | 68 | 5.556G |
| 69 | 5.420G | 70 | 5.615G | 71 | 5.407G | 72 | 5.291G |
| 73 | 5.631G | 74 | 5.483G | 75 | 5.680G | 76 | 5.720G |
| 77 | 5.557G | 78 | 5.283G | 79 | 5.633G | 80 | 5.339G |
| 81 | 5.438G | 82 | 5.623G | 83 | 5.495G | 84 | 5.391G |
| 85 | 5.702G | 86 | 5.310G | 87 | 5.349G | 88 | 5.602G |
| 89 | 5.353G | 90 | 5.698G | 91 | 5.473G | 92 | 5.618G |
| 93 | 5.506G | 94 | 5.486G | 95 | 5.718G | 96 | 5.677G |
| 97 | 5.534G | 98 | 5.376G | 99 | 5.300G | 100 | 5.487G |

| Hopping Frequency Sequence Name: HOP_FREQ_SEQ_27 | | | | | | | |
|---|---|---|---|---|---|---|---|
| SEQ# | Frequency (Hz) | SEQ# | Frequency (Hz) | SEQ# | Frequency (Hz) | SEQ# | Frequency (Hz) |
| 1 | 5.337G | 2 | 5.631G | 3 | 5.477G | 4 | 5.383G |
| 5 | 5.506G | 6 | 5.710G | 7 | 5.590G | 8 | 5.379G |
| 9 | 5.455G | 10 | 5.562G | 11 | 5.572G | 12 | 5.411G |
| 13 | 5.529G | 14 | 5.630G | 15 | 5.671G | 16 | 5.275G |
| 17 | 5.584G | 18 | 5.441G | 19 | 5.639G | 20 | 5.717G |
| 21 | 5.452G | 22 | 5.609G | 23 | 5.370G | 24 | 5.286G |
| 25 | 5.658G | 26 | 5.303G | 27 | 5.610G | 28 | 5.579G |
| 29 | 5.470G | 30 | 5.660G | 31 | 5.407G | 32 | 5.641G |
| 33 | 5.560G | 34 | 5.338G | 35 | 5.637G | 36 | 5.667G |
| 37 | 5.359G | 38 | 5.520G | 39 | 5.306G | 40 | 5.267G |
| 41 | 5.698G | 42 | 5.277G | 43 | 5.521G | 44 | 5.720G |
| 45 | 5.665G | 46 | 5.647G | 47 | 5.578G | 48 | 5.668G |
| 49 | 5.479G | 50 | 5.342G | 51 | 5.372G | 52 | 5.445G |
| 53 | 5.417G | 54 | 5.487G | 55 | 5.534G | 56 | 5.636G |
| 57 | 5.376G | 58 | 5.702G | 59 | 5.435G | 60 | 5.516G |
| 61 | 5.276G | 62 | 5.343G | 63 | 5.393G | 64 | 5.531G |
| 65 | 5.657G | 66 | 5.567G | 67 | 5.363G | 68 | 5.499G |
| 69 | 5.361G | 70 | 5.654G | 71 | 5.661G | 72 | 5.282G |
| 73 | 5.510G | 74 | 5.290G | 75 | 5.335G | 76 | 5.353G |
| 77 | 5.469G | 78 | 5.349G | 79 | 5.712G | 80 | 5.711G |
| 81 | 5.524G | 82 | 5.569G | 83 | 5.563G | 84 | 5.389G |
| 85 | 5.450G | 86 | 5.645G | 87 | 5.608G | 88 | 5.638G |
| 89 | 5.298G | 90 | 5.691G | 91 | 5.542G | 92 | 5.345G |
| 93 | 5.308G | 94 | 5.256G | 95 | 5.297G | 96 | 5.623G |
| 97 | 5.302G | 98 | 5.536G | 99 | 5.440G | 100 | 5.475G |

| Hopping Frequency Sequence Name: HOP_FREQ_SEQ_28 | | | | | | | |
|---|---|---|---|---|---|---|---|
| SEQ# | Frequency (Hz) | SEQ# | Frequency (Hz) | SEQ# | Frequency (Hz) | SEQ# | Frequency (Hz) |
| 1 | 5.362G | 2 | 5.677G | 3 | 5.297G | 4 | 5.457G |
| 5 | 5.421G | 6 | 5.286G | 7 | 5.537G | 8 | 5.697G |
| 9 | 5.427G | 10 | 5.690G | 11 | 5.436G | 12 | 5.413G |
| 13 | 5.443G | 14 | 5.492G | 15 | 5.614G | 16 | 5.431G |
| 17 | 5.558G | 18 | 5.633G | 19 | 5.582G | 20 | 5.477G |
| 21 | 5.547G | 22 | 5.505G | 23 | 5.433G | 24 | 5.498G |
| 25 | 5.276G | 26 | 5.630G | 27 | 5.591G | 28 | 5.544G |
| 29 | 5.356G | 30 | 5.454G | 31 | 5.689G | 32 | 5.639G |
| 33 | 5.482G | 34 | 5.627G | 35 | 5.308G | 36 | 5.366G |
| 37 | 5.337G | 38 | 5.523G | 39 | 5.721G | 40 | 5.464G |
| 41 | 5.682G | 42 | 5.426G | 43 | 5.528G | 44 | 5.719G |
| 45 | 5.414G | 46 | 5.488G | 47 | 5.535G | 48 | 5.408G |
| 49 | 5.576G | 50 | 5.456G | 51 | 5.311G | 52 | 5.541G |
| 53 | 5.476G | 54 | 5.302G | 55 | 5.644G | 56 | 5.376G |
| 57 | 5.596G | 58 | 5.306G | 59 | 5.471G | 60 | 5.384G |
| 61 | 5.641G | 62 | 5.461G | 63 | 5.373G | 64 | 5.273G |
| 65 | 5.536G | 66 | 5.507G | 67 | 5.405G | 68 | 5.266G |
| 69 | 5.694G | 70 | 5.524G | 71 | 5.466G | 72 | 5.623G |
| 73 | 5.610G | 74 | 5.451G | 75 | 5.709G | 76 | 5.676G |
| 77 | 5.365G | 78 | 5.617G | 79 | 5.670G | 80 | 5.696G |
| 81 | 5.271G | 82 | 5.319G | 83 | 5.636G | 84 | 5.515G |
| 85 | 5.684G | 86 | 5.517G | 87 | 5.387G | 88 | 5.710G |
| 89 | 5.314G | 90 | 5.674G | 91 | 5.336G | 92 | 5.317G |
| 93 | 5.626G | 94 | 5.688G | 95 | 5.521G | 96 | 5.359G |
| 97 | 5.411G | 98 | 5.574G | 99 | 5.318G | 100 | 5.573G |

| Hopping Frequency Sequence Name: HOP_FREQ_SEQ_29 | | | | | | | |
|---|---|---|---|---|---|---|---|
| SEQ# | Frequency (Hz) | SEQ# | Frequency (Hz) | SEQ# | Frequency (Hz) | SEQ# | Frequency (Hz) |
| 1 | 5.609G | 2 | 5.264G | 3 | 5.406G | 4 | 5.637G |
| 5 | 5.444G | 6 | 5.301G | 7 | 5.708G | 8 | 5.627G |
| 9 | 5.701G | 10 | 5.420G | 11 | 5.327G | 12 | 5.350G |
| 13 | 5.586G | 14 | 5.504G | 15 | 5.712G | 16 | 5.439G |
| 17 | 5.719G | 18 | 5.338G | 19 | 5.345G | 20 | 5.405G |
| 21 | 5.462G | 22 | 5.260G | 23 | 5.302G | 24 | 5.452G |
| 25 | 5.544G | 26 | 5.416G | 27 | 5.325G | 28 | 5.470G |
| 29 | 5.600G | 30 | 5.604G | 31 | 5.455G | 32 | 5.337G |
| 33 | 5.351G | 34 | 5.402G | 35 | 5.357G | 36 | 5.482G |
| 37 | 5.537G | 38 | 5.436G | 39 | 5.313G | 40 | 5.318G |
| 41 | 5.531G | 42 | 5.410G | 43 | 5.511G | 44 | 5.479G |
| 45 | 5.680G | 46 | 5.709G | 47 | 5.323G | 48 | 5.684G |
| 49 | 5.415G | 50 | 5.272G | 51 | 5.466G | 52 | 5.581G |
| 53 | 5.320G | 54 | 5.311G | 55 | 5.542G | 56 | 5.651G |
| 57 | 5.566G | 58 | 5.317G | 59 | 5.309G | 60 | 5.474G |
| 61 | 5.477G | 62 | 5.385G | 63 | 5.374G | 64 | 5.268G |
| 65 | 5.682G | 66 | 5.661G | 67 | 5.567G | 68 | 5.258G |
| 69 | 5.266G | 70 | 5.534G | 71 | 5.497G | 72 | 5.296G |
| 73 | 5.557G | 74 | 5.283G | 75 | 5.615G | 76 | 5.450G |
| 77 | 5.253G | 78 | 5.570G | 79 | 5.471G | 80 | 5.618G |
| 81 | 5.448G | 82 | 5.549G | 83 | 5.394G | 84 | 5.383G |
| 85 | 5.523G | 86 | 5.644G | 87 | 5.312G | 88 | 5.691G |
| 89 | 5.495G | 90 | 5.629G | 91 | 5.306G | 92 | 5.587G |
| 93 | 5.688G | 94 | 5.356G | 95 | 5.275G | 96 | 5.565G |
| 97 | 5.365G | 98 | 5.424G | 99 | 5.624G | 100 | 5.395G |

| Hopping Frequency Sequence Name: HOP_FREQ_SEQ_30 | | | | | | | |
|---|---|---|---|---|---|---|---|
| SEQ# | Frequency (Hz) | SEQ# | Frequency (Hz) | SEQ# | Frequency (Hz) | SEQ# | Frequency (Hz) |
| 1 | 5.491G | 2 | 5.450G | 3 | 5.454G | 4 | 5.513G |
| 5 | 5.520G | 6 | 5.308G | 7 | 5.290G | 8 | 5.620G |
| 9 | 5.275G | 10 | 5.407G | 11 | 5.477G | 12 | 5.637G |
| 13 | 5.396G | 14 | 5.452G | 15 | 5.686G | 16 | 5.292G |
| 17 | 5.574G | 18 | 5.553G | 19 | 5.317G | 20 | 5.312G |
| 21 | 5.457G | 22 | 5.547G | 23 | 5.250G | 24 | 5.435G |
| 25 | 5.649G | 26 | 5.523G | 27 | 5.682G | 28 | 5.644G |
| 29 | 5.409G | 30 | 5.595G | 31 | 5.504G | 32 | 5.270G |
| 33 | 5.286G | 34 | 5.283G | 35 | 5.403G | 36 | 5.583G |
| 37 | 5.506G | 38 | 5.543G | 39 | 5.360G | 40 | 5.310G |
| 41 | 5.608G | 42 | 5.387G | 43 | 5.254G | 44 | 5.707G |
| 45 | 5.269G | 46 | 5.665G | 47 | 5.256G | 48 | 5.341G |
| 49 | 5.584G | 50 | 5.692G | 51 | 5.560G | 52 | 5.582G |
| 53 | 5.662G | 54 | 5.324G | 55 | 5.530G | 56 | 5.576G |
| 57 | 5.712G | 58 | 5.552G | 59 | 5.284G | 60 | 5.388G |
| 61 | 5.670G | 62 | 5.507G | 63 | 5.279G | 64 | 5.661G |
| 65 | 5.521G | 66 | 5.402G | 67 | 5.253G | 68 | 5.332G |
| 69 | 5.510G | 70 | 5.428G | 71 | 5.401G | 72 | 5.624G |
| 73 | 5.335G | 74 | 5.377G | 75 | 5.695G | 76 | 5.445G |
| 77 | 5.313G | 78 | 5.531G | 79 | 5.647G | 80 | 5.468G |
| 81 | 5.316G | 82 | 5.395G | 83 | 5.655G | 84 | 5.404G |
| 85 | 5.528G | 86 | 5.581G | 87 | 5.307G | 88 | 5.713G |
| 89 | 5.381G | 90 | 5.328G | 91 | 5.706G | 92 | 5.306G |
| 93 | 5.674G | 94 | 5.676G | 95 | 5.590G | 96 | 5.366G |
| 97 | 5.533G | 98 | 5.684G | 99 | 5.463G | 100 | 5.556G |

**IEEE 802.11ac VHT80**

| Type 1 Radar Statistical Performances | | | | | | |
|---|---|---|---|---|---|---|
| Trial # | Pulse Repetition Frequency Number (1 to 23) | PRF (Pulse per seconds) | Pulses per Burst | PRI (s) | Radar Frequency (MHz) | Detection |
| 1 | 18 | 1165.5 | 62 | 858u | 5519 | Yes |
| 2 | 20 | 1113.6 | 59 | 898u | 5548 | Yes |
| 3 | 8 | 1519.8 | 81 | 658u | 5505 | Yes |
| 4 | 19 | 1139.0 | 61 | 878u | 5537 | Yes |
| 5 | 6 | 1618.1 | 86 | 618u | 5526 | Yes |
| 6 | 12 | 1355.0 | 72 | 738u | 5500 | Yes |
| 7 | 5 | 1672.2 | 89 | 598u | 5503 | Yes |
| 8 | 7 | 1567.4 | 83 | 638u | 5509 | Yes |
| 9 | 22 | 1066.1 | 57 | 938u | 5507 | Yes |
| 10 | 2 | 1858.7 | 99 | 538u | 5508 | Yes |
| 11 | 9 | 1474.9 | 78 | 678u | 5512 | Yes |
| 12 | 14 | 1285.3 | 68 | 778u | 5529 | Yes |
| 13 | 21 | 1089.3 | 58 | 918u | 5511 | Yes |
| 14 | 10 | 1432.7 | 76 | 698u | 5502 | Yes |
| 15 | 3 | 1792.1 | 95 | 558u | 5524 | Yes |
| 16 | | 327.8 | 18 | 3051m | 5499 | Yes |
| 17 | | 425.4 | 23 | 2351m | 5522 | Yes |
| 18 | | 1085.8 | 58 | 921u | 5557 | Yes |
| 19 | | 643.1 | 34 | 1555m | 5514 | Yes |
| 20 | | 386.1 | 21 | 2590m | 5554 | Yes |
| 21 | | 635.7 | 34 | 1573m | 5544 | Yes |
| 22 | | 1733.1 | 92 | 577u | 5542 | Yes |
| 23 | | 479.2 | 26 | 2087m | 5521 | Yes |
| 24 | | 1003.0 | 53 | 997u | 5501 | Yes |
| 25 | | 424.1 | 23 | 2358m | 5523 | Yes |
| 26 | | 638.6 | 34 | 1566m | 5552 | Yes |
| 27 | | 412.5 | 22 | 2424m | 5546 | Yes |
| 28 | | 501.5 | 27 | 1994m | 5534 | Yes |
| 29 | | 520.0 | 28 | 1923m | 5515 | Yes |
| 30 | | 803.2 | 83 | 708u | 5528 | Yes |
| | | | | | | Detection Rate: 100 % |

| Type 2 Radar Statistical Performances | | | | | |
|---|---|---|---|---|---|
| Trial # | Pulses per Burst | Pulse Width (s) | PRI (s) | Radar Frequency (MHz) | Detection |
| 1 | 23 | 1.3u | 228u | 5543 | Yes |
| 2 | 26 | 3.2u | 172u | 5553 | Yes |
| 3 | 27 | 3.9u | 212u | 5510 | Yes |
| 4 | 24 | 1.9u | 213u | 5538 | No |
| 5 | 27 | 3.6u | 150u | 5503 | No |
| 6 | 26 | 3.3u | 158u | 5526 | Yes |
| 7 | 29 | 4.9u | 210u | 5501 | Yes |
| 8 | 23 | 1.3u | 223u | 5549 | Yes |
| 9 | 29 | 4.9u | 152u | 5511 | Yes |
| 10 | 27 | 3.3u | 190u | 5509 | Yes |
| 11 | 25 | 2.7u | 203u | 5541 | Yes |
| 12 | 29 | 5u | 227u | 5540 | Yes |
| 13 | 26 | 3.3u | 196u | 5535 | Yes |
| 14 | 28 | 4.4u | 198u | 5547 | No |
| 15 | 24 | 1.9u | 161u | 5506 | Yes |
| 16 | 27 | 3.6u | 226u | 5560 | Yes |
| 17 | 26 | 2.8u | 181u | 5545 | Yes |
| 18 | 25 | 2.5u | 167u | 5520 | Yes |
| 19 | 23 | 1.3u | 178u | 5525 | Yes |
| 20 | 25 | 2.4u | 187u | 5519 | No |
| 21 | 29 | 4.8u | 153u | 5531 | Yes |
| 22 | 27 | 3.5u | 201u | 5521 | Yes |
| 23 | 23 | 1.3u | 166u | 5552 | Yes |
| 24 | 29 | 4.8u | 155u | 5514 | Yes |
| 25 | 28 | 4.3u | 221u | 5542 | Yes |
| 26 | 26 | 3.2u | 191u | 5524 | No |
| 27 | 24 | 1.7u | 192u | 5546 | Yes |
| 28 | 23 | 1.2u | 164u | 5551 | Yes |
| 29 | 25 | 2.4u | 154u | 5507 | Yes |
| 30 | 29 | 5u | 207u | 5504 | Yes |
| | | | | | Detection Rate: 83.33 % |

| Type 3 Radar Statistical Performances | | | | | |
|---|---|---|---|---|---|
| Trial # | Pulses per Burst | Pulse Width (s) | PRI (s) | Radar Frequency (MHz) | Detection |
| 1 | 16 | 6.3u | 403u | 5522 | Yes |
| 2 | 17 | 8.2u | 313u | 5546 | Yes |
| 3 | 18 | 8.9u | 214u | 5524 | Yes |
| 4 | 16 | 6.9u | 262u | 5532 | Yes |
| 5 | 17 | 8.6u | 273u | 5545 | Yes |
| 6 | 17 | 8.3u | 470u | 5556 | Yes |
| 7 | 18 | 9.9u | 453u | 5552 | Yes |
| 8 | 16 | 6.3u | 378u | 5515 | Yes |
| 9 | 18 | 9.9u | 483u | 5504 | Yes |
| 10 | 17 | 8.3u | 317u | 5508 | Yes |
| 11 | 17 | 7.7u | 385u | 5518 | No |
| 12 | 18 | 10u | 275u | 5525 | Yes |
| 13 | 17 | 8.3u | 497u | 5550 | Yes |
| 14 | 18 | 9.4u | 420u | 5499 | Yes |
| 15 | 16 | 6.9u | 366u | 5502 | Yes |
| 16 | 17 | 8.6u | 414u | 5509 | Yes |
| 17 | 17 | 7.8u | 444u | 5555 | Yes |
| 18 | 17 | 7.5u | 427u | 5560 | No |
| 19 | 16 | 6.3u | 338u | 5510 | Yes |
| 20 | 17 | 7.4u | 436u | 5558 | Yes |
| 21 | 18 | 9.8u | 265u | 5507 | Yes |
| 22 | 17 | 8.5u | 451u | 5543 | Yes |
| 23 | 16 | 6.3u | 274u | 5547 | No |
| 24 | 18 | 9.8u | 417u | 5542 | Yes |
| 25 | 18 | 9.3u | 330u | 5561 | Yes |
| 26 | 17 | 8.2u | 472u | 5501 | Yes |
| 27 | 16 | 6.7u | 333u | 5503 | Yes |
| 28 | 16 | 6.2u | 377u | 5526 | Yes |
| 29 | 17 | 7.4u | 394u | 5506 | Yes |
| 30 | 18 | 10u | 296u | 5523 | Yes |
| | | | | | Detection Rate: 90 % |

| Type 4 Radar Statistical Performances | | | | | |
|---|---|---|---|---|---|
| Trial # | Pulses per Burst | Pulse Width (s) | PRI (s) | Radar Frequency (MHz) | Detection |
| 1 | 12 | 11.7u | 403u | 5548 | Yes |
| 2 | 14 | 15.9u | 313u | 5549 | No |
| 3 | 15 | 17.4u | 214u | 5517 | Yes |
| 4 | 13 | 13.2u | 262u | 5528 | Yes |
| 5 | 15 | 16.8u | 273u | 5557 | Yes |
| 6 | 14 | 16.1u | 470u | 5503 | Yes |
| 7 | 16 | 19.8u | 453u | 5553 | Yes |
| 8 | 12 | 11.7u | 378u | 5558 | Yes |
| 9 | 16 | 19.8u | 483u | 5520 | Yes |
| 10 | 14 | 16.2u | 317u | 5546 | Yes |
| 11 | 14 | 14.8u | 385u | 5531 | Yes |
| 12 | 16 | 19.9u | 275u | 5560 | Yes |
| 13 | 14 | 16.1u | 497u | 5556 | Yes |
| 14 | 16 | 18.6u | 420u | 5512 | Yes |
| 15 | 13 | 13.2u | 366u | 5545 | Yes |
| 16 | 15 | 16.9u | 414u | 5505 | Yes |
| 17 | 14 | 15u | 444u | 5559 | Yes |
| 18 | 13 | 14.4u | 427u | 5550 | Yes |
| 19 | 12 | 11.7u | 338u | 5511 | Yes |
| 20 | 13 | 14.2u | 436u | 5525 | Yes |
| 21 | 16 | 19.6u | 265u | 5533 | Yes |
| 22 | 15 | 16.5u | 451u | 5509 | No |
| 23 | 12 | 11.7u | 274u | 5521 | No |
| 24 | 16 | 19.4u | 417u | 5544 | Yes |
| 25 | 16 | 18.3u | 330u | 5541 | No |
| 26 | 14 | 15.9u | 472u | 5502 | Yes |
| 27 | 12 | 12.5u | 333u | 5499 | No |
| 28 | 12 | 11.5u | 377u | 5501 | Yes |
| 29 | 13 | 14.2u | 394u | 5547 | Yes |
| 30 | 16 | 19.8u | 296u | 5518 | Yes |
| | | | | | Detection Rate: 83.33 % |

| Type 5 Radar Statistical Performances | | |
|---|---|---|
| Trial # | Test Signal Name | Detection |
| 1 | LP_Signal_01 | Yes |
| 2 | LP_Signal_02 | Yes |
| 3 | LP_Signal_03 | Yes |
| 4 | LP_Signal_04 | Yes |
| 5 | LP_Signal_05 | Yes |
| 6 | LP_Signal_06 | Yes |
| 7 | LP_Signal_07 | Yes |
| 8 | LP_Signal_08 | Yes |
| 9 | LP_Signal_09 | Yes |
| 10 | LP_Signal_10 | Yes |
| 11 | LP_Signal_11 | Yes |
| 12 | LP_Signal_12 | Yes |
| 13 | LP_Signal_13 | Yes |
| 14 | LP_Signal_14 | Yes |
| 15 | LP_Signal_15 | Yes |
| 16 | LP_Signal_16 | Yes |
| 17 | LP_Signal_17 | Yes |
| 18 | LP_Signal_18 | Yes |
| 19 | LP_Signal_19 | Yes |
| 20 | LP_Signal_20 | Yes |
| 21 | LP_Signal_21 | Yes |
| 22 | LP_Signal_22 | Yes |
| 23 | LP_Signal_23 | Yes |
| 24 | LP_Signal_24 | Yes |
| 25 | LP_Signal_25 | Yes |
| 26 | LP_Signal_26 | Yes |
| 27 | LP_Signal_27 | Yes |
| 28 | LP_Signal_28 | Yes |
| 29 | LP_Signal_29 | Yes |
| 30 | LP_Signal_30 | Yes |
| | | Detection Rate: 100.0 % |

Long Pulse Radar Test Signal
Test Signal Name: LP_Signal_01
Number of Bursts in Trial: 14
Chrip Center Frequency: 5493MHz

| Burst | Pulses per Burst | Chrip (Hz) | Pulse Width (s) | Pulse 1 to 2 Spacing (s) | Pulse 2 to 3 Spacing (s) | Start Location (s) |
|---|---|---|---|---|---|---|
| 1 | 2 | 20M | 89.8u | 958.2u | - | 146.9m |
| 2 | 3 | 20M | 93.1u | 1.680m | 1.399m | 602.2m |
| 3 | 3 | 20M | 99.9u | 1.412m | 1.104m | 382.3m |
| 4 | 3 | 20M | 81.3u | 1.361m | 1.357m | 826.3m |
| 5 | 2 | 20M | 58.9u | 1.882m | - | 678.3m |
| 6 | 2 | 20M | 62.6u | 1.115m | - | 41.22m |
| 7 | 1 | 20M | 59.4u | - | - | 168.2m |
| 8 | 2 | 20M | 58.4u | 1.786m | - | 810.7m |
| 9 | 3 | 20M | 93.1u | 1.298m | 1.212m | 651.9m |
| 10 | 2 | 20M | 50.6u | 1.849m | - | 168.0m |
| 11 | 2 | 20M | 82.1u | 1.866m | - | 296.7m |
| 12 | 2 | 20M | 89.9u | 1.635m | - | 266.2m |
| 13 | 1 | 20M | 92.5u | - | - | 540.8m |
| 14 | 3 | 20M | 92.9u | 1.003m | 1.034m | 233.0m |

Long Pulse Radar Test Signal
Test Signal Name: LP_Signal_02
Number of Bursts in Trial: 20
Chrip Center Frequency: 5494MHz

| Burst | Pulses per Burst | Chrip (Hz) | Pulse Width (s) | Pulse 1 to 2 Spacing (s) | Pulse 2 to 3 Spacing (s) | Start Location (s) |
|---|---|---|---|---|---|---|
| 1 | 2 | 20M | 63.1u | 1.352m | - | 165.6m |
| 2 | 2 | 20M | 58.9u | 1.458m | - | 231.2m |
| 3 | 2 | 20M | 77.9u | 1.812m | - | 578.2m |
| 4 | 2 | 20M | 55.4u | 1.834m | - | 493.0m |
| 5 | 3 | 20M | 93.5u | 1.337m | 1.895m | 207.5m |
| 6 | 2 | 20M | 92.8u | 1.212m | - | 161.6m |
| 7 | 3 | 20M | 60.2u | 1.500m | 1.299m | 450.6m |
| 8 | 3 | 20M | 92.9u | 980.1u | 1.224m | 70.72m |
| 9 | 3 | 20M | 68.5u | 1.737m | 1.169m | 263.0m |
| 10 | 2 | 20M | 85.6u | 967.4u | - | 128.5m |
| 11 | 2 | 20M | 85.4u | 1.165m | - | 495.9m |
| 12 | 2 | 20M | 68.2u | 1.498m | - | 88.26m |
| 13 | 2 | 20M | 66.6u | 1.769m | - | 10.88m |
| 14 | 3 | 20M | 56.7u | 1.517m | 1.056m | 393.2m |
| 15 | 1 | 20M | 61.9u | - | - | 488.3m |
| 16 | 3 | 20M | 92.9u | 1.185m | 1.163m | 309.7m |
| 17 | 2 | 20M | 59.6u | 1.139m | - | 243.6m |
| 18 | 3 | 20M | 71.4u | 1.337m | 1.026m | 381.3m |
| 19 | 3 | 20M | 66.5u | 1.886m | 1.669m | 75.38m |
| 20 | 1 | 20M | 99.2u | - | - | 205.0m |

Long Pulse Radar Test Signal
Test Signal Name: LP_Signal_03
Number of Bursts in Trial: 15
Chrip Center Frequency: 5495MHz

| Burst | Pulses per Burst | Chrip (Hz) | Pulse Width (s) | Pulse 1 to 2 Spacing (s) | Pulse 2 to 3 Spacing (s) | Start Location (s) |
|---|---|---|---|---|---|---|
| 1 | 1 | 20M | 63.9u | - | - | 77.33m |
| 2 | 2 | 20M | 94.7u | 1.807m | - | 47.69m |
| 3 | 2 | 20M | 55.2u | 1.653m | - | 235.8m |
| 4 | 1 | 20M | 88.6u | - | - | 734.4m |
| 5 | 3 | 20M | 58.9u | 1.448m | 1.576m | 594.5m |
| 6 | 3 | 20M | 80.2u | 1.051m | 1.328m | 738.1m |
| 7 | 2 | 20M | 51.8u | 1.771m | - | 610.0m |
| 8 | 1 | 20M | 58.2u | - | - | 187.6m |
| 9 | 3 | 20M | 51.5u | 1.442m | 1.642m | 91.17m |
| 10 | 2 | 20M | 54.6u | 1.066m | - | 128.0m |
| 11 | 3 | 20M | 92.5u | 1.718m | 1.207m | 337.4m |
| 12 | 3 | 20M | 88.1u | 1.794m | 1.583m | 438.5m |
| 13 | 2 | 20M | 63.5u | 1.643m | - | 214.3m |
| 14 | 2 | 20M | 73.1u | 959.9u | - | 235.5m |
| 15 | 1 | 20M | 71.4u | - | - | 509.1m |

Long Pulse Radar Test Signal
Test Signal Name: LP_Signal_04
Number of Bursts in Trial: 17
Chrip Center Frequency: 5495MHz

| Burst | Pulses per Burst | Chrip (Hz) | Pulse Width (s) | Pulse 1 to 2 Spacing (s) | Pulse 2 to 3 Spacing (s) | Start Location (s) |
|---|---|---|---|---|---|---|
| 1 | 1 | 18M | 99.1u | - | - | 365.0m |
| 2 | 2 | 18M | 80.2u | 1.073m | - | 218.9m |
| 3 | 1 | 18M | 98.4u | - | - | 62.40m |
| 4 | 2 | 18M | 79.9u | 924.1u | - | 28.38m |
| 5 | 3 | 18M | 85.7u | 1.729m | 1.103m | 59.49m |
| 6 | 3 | 18M | 83.1u | 1.033m | 1.823m | 360.0m |
| 7 | 1 | 18M | 93.9u | - | - | 207.7m |
| 8 | 2 | 18M | 92.9u | 1.657m | - | 307.2m |
| 9 | 2 | 18M | 93.9u | 1.164m | - | 269.1m |
| 10 | 3 | 18M | 71.8u | 1.516m | 1.207m | 433.3m |
| 11 | 2 | 18M | 60.1u | 1.913m | - | 334.1m |
| 12 | 2 | 18M | 65.1u | 1.569m | - | 471.0m |
| 13 | 2 | 18M | 70.1u | 1.020m | - | 403.4m |
| 14 | 2 | 18M | 54.7u | 1.505m | - | 537.2m |
| 15 | 2 | 18M | 71.7u | 1.764m | - | 569.9m |
| 16 | 2 | 18M | 98.5u | 1.729m | - | 505.7m |
| 17 | 2 | 18M | 90.2u | 1.677m | - | 644.0m |

Long Pulse Radar Test Signal
Test Signal Name: LP_Signal_05
Number of Bursts in Trial: 11
Chrip Center Frequency: 5495MHz

| Burst | Pulses per Burst | Chrip (Hz) | Pulse Width (s) | Pulse 1 to 2 Spacing (s) | Pulse 2 to 3 Spacing (s) | Start Location (s) |
|---|---|---|---|---|---|---|
| 1 | 1 | 18M | 64.2u | - | - | 494.2m |
| 2 | 2 | 18M | 97.0u | 1.292m | - | 114.8m |
| 3 | 2 | 18M | 52.3u | 1.620m | - | 1.064 |
| 4 | 2 | 18M | 60.6u | 1.251m | - | 410.6m |
| 5 | 3 | 18M | 84.8u | 1.723m | 1.288m | 300.7m |
| 6 | 1 | 18M | 50.7u | - | - | 53.23m |
| 7 | 3 | 18M | 89.9u | 1.262m | 1.445m | 710.3m |
| 8 | 2 | 18M | 97.5u | 1.135m | - | 685.6m |
| 9 | 1 | 18M | 64.6u | - | - | 299.5m |
| 10 | 3 | 18M | 54.2u | 1.045m | 1.103m | 829.1m |
| 11 | 1 | 18M | 71.8u | - | - | 490.9m |

Long Pulse Radar Test Signal
Test Signal Name: LP_Signal_06
Number of Bursts in Trial: 19
Chrip Center Frequency: 5496MHz

| Burst | Pulses per Burst | Chrip (Hz) | Pulse Width (s) | Pulse 1 to 2 Spacing (s) | Pulse 2 to 3 Spacing (s) | Start Location (s) |
|---|---|---|---|---|---|---|
| 1 | 2 | 18M | 76.9u | 1.237m | - | 555.7m |
| 2 | 3 | 18M | 90.6u | 1.903m | 1.092m | 438.1m |
| 3 | 2 | 18M | 99.3u | 1.507m | - | 346.0m |
| 4 | 2 | 18M | 89.9u | 1.524m | - | 345.9m |
| 5 | 2 | 18M | 65.6u | 1.720m | - | 258.9m |
| 6 | 1 | 18M | 77.2u | - | - | 347.7m |
| 7 | 1 | 18M | 60.5u | - | - | 359.7m |
| 8 | 3 | 18M | 65.1u | 1.373m | 1.097m | 337.8m |
| 9 | 2 | 18M | 65.7u | 1.587m | - | 359.4m |
| 10 | 3 | 18M | 90.6u | 1.294m | 1.142m | 366.8m |
| 11 | 2 | 18M | 82.4u | 1.038m | - | 435.3m |
| 12 | 2 | 18M | 95.2u | 980.8u | - | 333.7m |
| 13 | 1 | 18M | 50.2u | - | - | 586.5m |
| 14 | 2 | 18M | 55.7u | 1.311m | - | 577.6m |
| 15 | 1 | 18M | 76.5u | - | - | 29.99m |
| 16 | 3 | 18M | 73.2u | 1.228m | 960.8u | 610.8m |
| 17 | 3 | 18M | 80.8u | 1.016m | 1.639m | 124.7m |
| 18 | 1 | 18M | 75.1u | - | - | 525.7m |
| 19 | 2 | 18M | 90.5u | 1.397m | - | 210.0m |

Long Pulse Radar Test Signal
Test Signal Name: LP_Signal_07
Number of Bursts in Trial: 12
Chrip Center Frequency: 5496MHz

| Burst | Pulses per Burst | Chrip (Hz) | Pulse Width (s) | Pulse 1 to 2 Spacing (s) | Pulse 2 to 3 Spacing (s) | Start Location (s) |
|---|---|---|---|---|---|---|
| 1 | 2 | 17M | 93.4u | 1.791m | - | 467.1m |
| 2 | 2 | 17M | 53.0u | 1.331m | - | 100.2m |
| 3 | 2 | 17M | 63.1u | 1.017m | - | 444.6m |
| 4 | 2 | 17M | 66.4u | 1.835m | - | 765.4m |
| 5 | 2 | 17M | 54.8u | 1.828m | - | 810.6m |
| 6 | 3 | 17M | 99.5u | 974.5u | 1.850m | 833.5m |
| 7 | 1 | 17M | 94.7u | - | - | 898.3m |
| 8 | 3 | 17M | 51.2u | 1.184m | 1.832m | 783.4m |
| 9 | 3 | 17M | 87.4u | 1.279m | 1.661m | 145.4m |
| 10 | 3 | 17M | 60.8u | 1.353m | 1.908m | 109.4m |
| 11 | 2 | 17M | 81.3u | 1.689m | - | 467.0m |
| 12 | 2 | 17M | 65.6u | 957.4u | - | 612.4m |

Long Pulse Radar Test Signal
Test Signal Name: LP_Signal_08
Number of Bursts in Trial: 15
Chrip Center Frequency: 5497MHz

| Burst | Pulses per Burst | Chrip (Hz) | Pulse Width (s) | Pulse 1 to 2 Spacing (s) | Pulse 2 to 3 Spacing (s) | Start Location (s) |
|---|---|---|---|---|---|---|
| 1 | 2 | 17M | 74.4u | 1.078m | - | 405.4m |
| 2 | 2 | 17M | 64.5u | 1.652m | - | 642.9m |
| 3 | 2 | 17M | 60.9u | 1.407m | - | 702.7m |
| 4 | 1 | 17M | 93.7u | - | - | 738.4m |
| 5 | 3 | 17M | 73.4u | 1.274m | 1.171m | 600.8m |
| 6 | 2 | 17M | 65.8u | 1.640m | - | 566.8m |
| 7 | 2 | 17M | 67.9u | 1.038m | - | 561.0m |
| 8 | 2 | 17M | 75.2u | 970.8u | - | 25.08m |
| 9 | 1 | 17M | 58.5u | - | - | 667.7m |
| 10 | 1 | 17M | 97.9u | - | - | 176.6m |
| 11 | 3 | 17M | 87.6u | 1.679m | 1.187m | 730.3m |
| 12 | 1 | 17M | 94.5u | - | - | 720.4m |
| 13 | 3 | 17M | 56.4u | 1.013m | 1.776m | 274.4m |
| 14 | 2 | 17M | 84.2u | 1.338m | - | 186.8m |
| 15 | 1 | 17M | 67.2u | - | - | 223.4m |

Long Pulse Radar Test Signal
Test Signal Name: LP_Signal_09
Number of Bursts in Trial: 10
Chrip Center Frequency: 5498MHz

| Burst | Pulses per Burst | Chrip (Hz) | Pulse Width (s) | Pulse 1 to 2 Spacing (s) | Pulse 2 to 3 Spacing (s) | Start Location (s) |
|---|---|---|---|---|---|---|
| 1 | 2 | 17M | 99.1u | 1.432m | - | 452.6m |
| 2 | 2 | 17M | 85.7u | 1.749m | - | 995.1m |
| 3 | 2 | 17M | 63.1u | 1.583m | - | 348.2m |
| 4 | 2 | 17M | 78.7u | 1.420m | - | 1.184 |
| 5 | 2 | 17M | 82.0u | 1.576m | - | 745.4m |
| 6 | 1 | 17M | 52.4u | - | - | 410.8m |
| 7 | 3 | 17M | 79.4u | 1.362m | 994.6u | 206.2m |
| 8 | 3 | 17M | 90.4u | 1.173m | 1.671m | 534.7m |
| 9 | 2 | 17M | 92.6u | 1.715m | - | 1.114 |
| 10 | 2 | 17M | 84.6u | 1.254m | - | 963.0m |

Long Pulse Radar Test Signal
Test Signal Name: LP_Signal_10
Number of Bursts in Trial: 12
Chrip Center Frequency: 5499MHz

| Burst | Pulses per Burst | Chrip (Hz) | Pulse Width (s) | Pulse 1 to 2 Spacing (s) | Pulse 2 to 3 Spacing (s) | Start Location (s) |
|---|---|---|---|---|---|---|
| 1 | 3 | 15M | 91.9u | 1.303m | 1.089m | 773.6m |
| 2 | 3 | 15M | 60.3u | 1.462m | 1.450m | 919.7m |
| 3 | 2 | 15M | 67.3u | 1.863m | - | 541.7m |
| 4 | 2 | 15M | 81.9u | 1.640m | - | 615.1m |
| 5 | 2 | 15M | 86.7u | 1.507m | - | 774.5m |
| 6 | 2 | 15M | 79.8u | 1.827m | - | 615.8m |
| 7 | 2 | 15M | 94.9u | 1.478m | - | 145.1m |
| 8 | 2 | 15M | 77.6u | 1.605m | - | 650.7m |
| 9 | 2 | 15M | 88.8u | 1.690m | - | 806.3m |
| 10 | 1 | 15M | 89.3u | - | - | 451.0m |
| 11 | 2 | 15M | 80.7u | 1.437m | - | 12.93m |
| 12 | 2 | 15M | 80.1u | 1.246m | - | 6.725m |

Long Pulse Radar Test Signal
Test Signal Name: LP_Signal_11
Number of Bursts in Trial: 8
Chrip Center Frequency: 5530MHz

| Burst | Pulses per Burst | Chrip (Hz) | Pulse Width (s) | Pulse 1 to 2 Spacing (s) | Pulse 2 to 3 Spacing (s) | Start Location (s) |
|---|---|---|---|---|---|---|
| 1 | 2 | 15M | 61.9u | 1.482m | - | 23.65m |
| 2 | 2 | 15M | 76.8u | 1.819m | - | 1.274 |
| 3 | 1 | 15M | 93.8u | - | - | 1.028 |
| 4 | 3 | 15M | 67.8u | 1.480m | 1.136m | 355.3m |
| 5 | 2 | 15M | 79.1u | 1.648m | - | 1.431 |
| 6 | 2 | 15M | 82.1u | 1.086m | - | 516.9m |
| 7 | 1 | 15M | 70.6u | - | - | 1.348 |
| 8 | 2 | 15M | 77.9u | 1.747m | - | 1.102 |

Long Pulse Radar Test Signal
Test Signal Name: LP_Signal_12
Number of Bursts in Trial: 13
Chrip Center Frequency: 5531MHz

| Burst | Pulses per Burst | Chrip (Hz) | Pulse Width (s) | Pulse 1 to 2 Spacing (s) | Pulse 2 to 3 Spacing (s) | Start Location (s) |
|---|---|---|---|---|---|---|
| 1 | 1 | 15M | 58.8u | - | - | 24.59m |
| 2 | 2 | 15M | 70.7u | 1.396m | - | 679.2m |
| 3 | 2 | 15M | 73.6u | 1.819m | - | 117.6m |
| 4 | 2 | 15M | 61.6u | 1.469m | - | 619.5m |
| 5 | 2 | 15M | 94.1u | 1.818m | - | 334.8m |
| 6 | 2 | 15M | 75.1u | 1.779m | - | 356.5m |
| 7 | 2 | 15M | 72.8u | 1.892m | - | 109.8m |
| 8 | 1 | 15M | 60.6u | - | - | 347.6m |
| 9 | 1 | 15M | 78.3u | - | - | 296.3m |
| 10 | 1 | 15M | 92.8u | - | - | 611.0m |
| 11 | 2 | 15M | 87.0u | 1.901m | - | 64.79m |
| 12 | 2 | 15M | 98.1u | 1.888m | - | 304.4m |
| 13 | 2 | 15M | 53.2u | 1.031m | - | 667.8m |

Long Pulse Radar Test Signal
Test Signal Name: LP_Signal_13
Number of Bursts in Trial: 19
Chrip Center Frequency: 5532MHz

| Burst | Pulses per Burst | Chrip (Hz) | Pulse Width (s) | Pulse 1 to 2 Spacing (s) | Pulse 2 to 3 Spacing (s) | Start Location (s) |
|---|---|---|---|---|---|---|
| 1 | 2 | 14M | 85.7u | 1.367m | - | 603.6m |
| 2 | 3 | 14M | 78.6u | 1.641m | 1.199m | 161.4m |
| 3 | 3 | 14M | 80.1u | 1.820m | 1.882m | 517.0m |
| 4 | 2 | 14M | 62.7u | 979.3u | - | 319.0m |
| 5 | 2 | 14M | 85.2u | 1.237m | - | 559.3m |
| 6 | 3 | 14M | 98.1u | 1.761m | 1.255m | 106.3m |
| 7 | 1 | 14M | 72.0u | - | - | 136.6m |
| 8 | 2 | 14M | 68.4u | 1.583m | - | 562.6m |
| 9 | 1 | 14M | 82.6u | - | - | 591.2m |
| 10 | 2 | 14M | 82.9u | 1.029m | - | 339.8m |
| 11 | 1 | 14M | 66.1u | - | - | 277.3m |
| 12 | 2 | 14M | 72.6u | 1.029m | - | 514.5m |
| 13 | 1 | 14M | 87.3u | - | - | 169.0m |
| 14 | 2 | 14M | 77.9u | 1.828m | - | 416.6m |
| 15 | 2 | 14M | 69.3u | 1.609m | - | 602.9m |
| 16 | 1 | 14M | 56.2u | - | - | 104.6m |
| 17 | 1 | 14M | 99.7u | - | - | 399.8m |
| 18 | 2 | 14M | 53.6u | 1.552m | - | 494.2m |
| 19 | 1 | 14M | 79.0u | - | - | 195.2m |

Long Pulse Radar Test Signal
Test Signal Name: LP_Signal_14
Number of Bursts in Trial: 10
Chrip Center Frequency: 5533MHz

| Burst | Pulses per Burst | Chrip (Hz) | Pulse Width (s) | Pulse 1 to 2 Spacing (s) | Pulse 2 to 3 Spacing (s) | Start Location (s) |
|---|---|---|---|---|---|---|
| 1 | 1 | 14M | 92.7u | - | - | 887.6m |
| 2 | 3 | 14M | 64.5u | 1.123m | 1.453m | 993.9m |
| 3 | 3 | 14M | 79.5u | 1.032m | 1.898m | 914.2m |
| 4 | 2 | 14M | 72.5u | 1.066m | - | 235.3m |
| 5 | 3 | 14M | 69.3u | 1.795m | 1.885m | 777.4m |
| 6 | 2 | 14M | 76.1u | 1.019m | - | 784.7m |
| 7 | 3 | 14M | 71.3u | 1.083m | 1.707m | 633.9m |
| 8 | 3 | 14M | 89.4u | 1.194m | 1.196m | 543.2m |
| 9 | 2 | 14M | 75.7u | 943.3u | - | 280.3m |
| 10 | 3 | 14M | 80.4u | 1.683m | 1.273m | 521.0m |

| Long Pulse Radar Test Signal<br>Test Signal Name: LP_Signal_15<br>Number of Bursts in Trial: 11<br>Chrip Center Frequency: 5529MHz | | | | | | |
|---|---|---|---|---|---|---|
| Burst | Pulses per Burst | Chrip (Hz) | Pulse Width (s) | Pulse 1 to 2 Spacing (s) | Pulse 2 to 3 Spacing (s) | Start Location (s) |
| 1 | 3 | 14M | 51.2u | 1.554m | 1.600m | 938.5m |
| 2 | 2 | 14M | 62.1u | 1.523m | - | 66.65m |
| 3 | 2 | 14M | 84.1u | 1.237m | - | 333.2m |
| 4 | 1 | 14M | 83.6u | - | - | 226.5m |
| 5 | 2 | 14M | 94.4u | 1.354m | - | 662.1m |
| 6 | 3 | 14M | 73.6u | 1.860m | 1.455m | 990.1m |
| 7 | 1 | 14M | 72.7u | - | - | 690.2m |
| 8 | 2 | 14M | 84.4u | 1.778m | - | 809.3m |
| 9 | 2 | 14M | 72.2u | 1.660m | - | 636.3m |
| 10 | 2 | 14M | 95.6u | 1.055m | - | 474.9m |
| 11 | 1 | 14M | 70.9u | - | - | 98.17m |

| Long Pulse Radar Test Signal<br>Test Signal Name: LP_Signal_16<br>Number of Bursts in Trial: 15<br>Chrip Center Frequency: 5528MHz | | | | | | |
|---|---|---|---|---|---|---|
| Burst | Pulses per Burst | Chrip (Hz) | Pulse Width (s) | Pulse 1 to 2 Spacing (s) | Pulse 2 to 3 Spacing (s) | Start Location (s) |
| 1 | 3 | 12M | 72.1u | 1.176m | 1.245m | 711.3m |
| 2 | 3 | 12M | 66.5u | 1.451m | 952.5u | 689.2m |
| 3 | 2 | 12M | 97.3u | 1.333m | - | 62.65m |
| 4 | 2 | 12M | 67.6u | 1.035m | - | 387.6m |
| 5 | 1 | 12M | 51.6u | - | - | 26.37m |
| 6 | 2 | 12M | 87.9u | 1.499m | - | 438.2m |
| 7 | 2 | 12M | 88.9u | 1.856m | - | 606.1m |
| 8 | 3 | 12M | 76.6u | 1.341m | 1.440m | 646.0m |
| 9 | 2 | 12M | 65.9u | 1.898m | - | 262.9m |
| 10 | 2 | 12M | 65.9u | 1.233m | - | 530.7m |
| 11 | 1 | 12M | 56.8u | - | - | 94.44m |
| 12 | 3 | 12M | 95.3u | 1.778m | 1.437m | 485.4m |
| 13 | 1 | 12M | 89.3u | - | - | 384.7m |
| 14 | 2 | 12M | 77.2u | 1.862m | - | 516.6m |
| 15 | 2 | 12M | 67.4u | 1.159m | - | 275.1m |

Long Pulse Radar Test Signal
Test Signal Name: LP_Signal_17
Number of Bursts in Trial: 15
Chrip Center Frequency: 5527MHz

| Burst | Pulses per Burst | Chrip (Hz) | Pulse Width (s) | Pulse 1 to 2 Spacing (s) | Pulse 2 to 3 Spacing (s) | Start Location (s) |
|---|---|---|---|---|---|---|
| 1 | 2 | 12M | 81.6u | 1.612m | - | 637.0m |
| 2 | 3 | 12M | 90.9u | 1.408m | 1.477m | 341.8m |
| 3 | 3 | 12M | 80.3u | 1.062m | 1.686m | 433.0m |
| 4 | 2 | 12M | 75.5u | 1.727m | - | 214.7m |
| 5 | 1 | 12M | 60.4u | - | - | 485.5m |
| 6 | 2 | 12M | 66.3u | 1.927m | - | 87.10m |
| 7 | 2 | 12M | 64.0u | 1.316m | - | 184.3m |
| 8 | 1 | 12M | 75.3u | - | - | 392.1m |
| 9 | 2 | 12M | 99.4u | 1.005m | - | 9.492m |
| 10 | 2 | 12M | 68.8u | 1.053m | - | 492.9m |
| 11 | 2 | 12M | 87.1u | 1.357m | - | 641.1m |
| 12 | 2 | 12M | 58.8u | 1.074m | - | 519.2m |
| 13 | 2 | 12M | 58.6u | 1.788m | - | 219.9m |
| 14 | 3 | 12M | 99.7u | 1.593m | 1.282m | 157.8m |
| 15 | 3 | 12M | 72.4u | 1.515m | 1.350m | 755.6m |

Long Pulse Radar Test Signal
Test Signal Name: LP_Signal_18
Number of Bursts in Trial: 19
Chrip Center Frequency: 5534MHz

| Burst | Pulses per Burst | Chrip (Hz) | Pulse Width (s) | Pulse 1 to 2 Spacing (s) | Pulse 2 to 3 Spacing (s) | Start Location (s) |
|---|---|---|---|---|---|---|
| 1 | 3 | 12M | 81.7u | 1.402m | 1.721m | 48.18m |
| 2 | 2 | 12M | 59.9u | 1.602m | - | 424.8m |
| 3 | 1 | 12M | 89.9u | - | - | 534.9m |
| 4 | 2 | 12M | 71.6u | 1.654m | - | 77.70m |
| 5 | 3 | 12M | 91.6u | 1.405m | 1.096m | 136.0m |
| 6 | 3 | 12M | 72.6u | 1.402m | 1.899m | 322.1m |
| 7 | 3 | 12M | 94.7u | 1.579m | 1.078m | 281.5m |
| 8 | 1 | 12M | 78.0u | - | - | 111.9m |
| 9 | 2 | 12M | 53.4u | 1.065m | - | 496.4m |
| 10 | 2 | 12M | 58.1u | 1.830m | - | 74.32m |
| 11 | 1 | 12M | 65.9u | - | - | 145.2m |
| 12 | 2 | 12M | 79.8u | 1.918m | - | 336.8m |
| 13 | 2 | 12M | 87.9u | 1.039m | - | 229.4m |
| 14 | 1 | 12M | 50.2u | - | - | 138.3m |
| 15 | 3 | 12M | 59.6u | 1.741m | 1.366m | 142.6m |
| 16 | 3 | 12M | 86.9u | 1.369m | 1.489m | 448.6m |
| 17 | 2 | 12M | 78.2u | 971.8u | - | 615.9m |
| 18 | 1 | 12M | 80.4u | - | - | 442.1m |
| 19 | 2 | 12M | 59.4u | 1.211m | - | 129.1m |

Long Pulse Radar Test Signal
Test Signal Name: LP_Signal_19
Number of Bursts in Trial: 17
Chrip Center Frequency: 5526MHz

| Burst | Pulses per Burst | Chrip (Hz) | Pulse Width (s) | Pulse 1 to 2 Spacing (s) | Pulse 2 to 3 Spacing (s) | Start Location (s) |
|---|---|---|---|---|---|---|
| 1 | 3 | 9M | 97.1u | 1.264m | 1.430m | 328.8m |
| 2 | 1 | 9M | 91.0u | - | - | 488.2m |
| 3 | 2 | 9M | 53.0u | 1.114m | - | 242.3m |
| 4 | 3 | 9M | 62.2u | 1.021m | 1.349m | 260.4m |
| 5 | 3 | 9M | 83.4u | 999.6u | 1.416m | 342.1m |
| 6 | 2 | 9M | 97.3u | 1.829m | - | 53.44m |
| 7 | 1 | 9M | 86.6u | - | - | 494.1m |
| 8 | 2 | 9M | 86.3u | 1.709m | - | 47.12m |
| 9 | 2 | 9M | 65.9u | 1.147m | - | 496.4m |
| 10 | 2 | 9M | 95.9u | 1.142m | - | 167.4m |
| 11 | 2 | 9M | 91.3u | 1.871m | - | 623.7m |
| 12 | 3 | 9M | 73.8u | 1.157m | 1.923m | 162.0m |
| 13 | 1 | 9M | 66.7u | - | - | 479.4m |
| 14 | 1 | 9M | 72.0u | - | - | 231.6m |
| 15 | 2 | 9M | 52.7u | 1.902m | - | 274.7m |
| 16 | 1 | 9M | 87.5u | - | - | 558.9m |
| 17 | 1 | 9M | 77.3u | - | - | 525.9m |

Long Pulse Radar Test Signal
Test Signal Name: LP_Signal_20
Number of Bursts in Trial: 18
Chrip Center Frequency: 5525MHz

| Burst | Pulses per Burst | Chrip (Hz) | Pulse Width (s) | Pulse 1 to 2 Spacing (s) | Pulse 2 to 3 Spacing (s) | Start Location (s) |
|---|---|---|---|---|---|---|
| 1 | 1 | 9M | 92.6u | - | - | 574.7m |
| 2 | 3 | 9M | 67.9u | 1.272m | 1.316m | 302.6m |
| 3 | 1 | 9M | 85.3u | - | - | 195.7m |
| 4 | 2 | 9M | 87.8u | 1.863m | - | 517.8m |
| 5 | 2 | 9M | 73.7u | 1.364m | - | 350.7m |
| 6 | 1 | 9M | 55.8u | - | - | 569.5m |
| 7 | 3 | 9M | 99.1u | 936.9u | 1.756m | 652.9m |
| 8 | 2 | 9M | 94.5u | 1.889m | - | 175.3m |
| 9 | 2 | 9M | 69.1u | 1.741m | - | 186.8m |
| 10 | 2 | 9M | 60.2u | 1.826m | - | 144.5m |
| 11 | 2 | 9M | 90.0u | 1.419m | - | 500.0m |
| 12 | 2 | 9M | 98.3u | 1.336m | - | 157.3m |
| 13 | 2 | 9M | 94.4u | 1.660m | - | 479.9m |
| 14 | 3 | 9M | 91.0u | 1.788m | 1.474m | 137.2m |
| 15 | 1 | 9M | 74.3u | - | - | 351.9m |
| 16 | 2 | 9M | 55.0u | 1.665m | - | 89.03m |
| 17 | 3 | 9M | 85.5u | 981.5u | 1.182m | 444.9m |
| 18 | 2 | 9M | 86.1u | 1.623m | - | 259.0m |

Long Pulse Radar Test Signal
Test Signal Name: LP_Signal_21
Number of Bursts in Trial: 15
Chrip Center Frequency: 5568MHz

| Burst | Pulses per Burst | Chrip (Hz) | Pulse Width (s) | Pulse 1 to 2 Spacing (s) | Pulse 2 to 3 Spacing (s) | Start Location (s) |
|---|---|---|---|---|---|---|
| 1 | 1 | 9M | 89.4u | - | - | 338.0m |
| 2 | 3 | 9M | 68.3u | 1.753m | 1.438m | 613.1m |
| 3 | 2 | 9M | 63.6u | 1.362m | - | 303.8m |
| 4 | 2 | 9M | 80.5u | 993.5u | - | 595.4m |
| 5 | 2 | 9M | 73.6u | 1.540m | - | 78.46m |
| 6 | 1 | 9M | 87.3u | - | - | 160.7m |
| 7 | 2 | 9M | 74.5u | 1.600m | - | 607.5m |
| 8 | 2 | 9M | 77.4u | 1.693m | - | 479.2m |
| 9 | 2 | 9M | 78.4u | 989.6u | - | 115.9m |
| 10 | 2 | 9M | 93.1u | 1.366m | - | 724.2m |
| 11 | 1 | 9M | 84.2u | - | - | 81.00m |
| 12 | 1 | 9M | 74.9u | - | - | 557.2m |
| 13 | 2 | 9M | 81.2u | 1.048m | - | 738.1m |
| 14 | 2 | 9M | 55.9u | 1.240m | - | 186.3m |
| 15 | 3 | 9M | 76.3u | 1.412m | 1.545m | 715.8m |

Long Pulse Radar Test Signal
Test Signal Name: LP_Signal_22
Number of Bursts in Trial: 11
Chrip Center Frequency: 5567MHz

| Burst | Pulses per Burst | Chrip (Hz) | Pulse Width (s) | Pulse 1 to 2 Spacing (s) | Pulse 2 to 3 Spacing (s) | Start Location (s) |
|---|---|---|---|---|---|---|
| 1 | 1 | 8M | 71.1u | - | - | 436.6m |
| 2 | 1 | 8M | 87.7u | - | - | 18.39m |
| 3 | 1 | 8M | 56.2u | - | - | 170.2m |
| 4 | 2 | 8M | 87.7u | 1.268m | - | 279.7m |
| 5 | 2 | 8M | 77.9u | 1.903m | - | 679.5m |
| 6 | 3 | 8M | 53.6u | 969.4u | 1.477m | 1.068 |
| 7 | 1 | 8M | 69.4u | - | - | 447.7m |
| 8 | 2 | 8M | 93.5u | 1.630m | - | 178.2m |
| 9 | 2 | 8M | 52.4u | 1.119m | - | 320.4m |
| 10 | 2 | 8M | 76.3u | 1.579m | - | 806.7m |
| 11 | 2 | 8M | 72.0u | 1.881m | - | 90.84m |

Long Pulse Radar Test Signal
Test Signal Name: LP_Signal_23
Number of Bursts in Trial: 14
Chrip Center Frequency: 5566MHz

| Burst | Pulses per Burst | Chrip (Hz) | Pulse Width (s) | Pulse 1 to 2 Spacing (s) | Pulse 2 to 3 Spacing (s) | Start Location (s) |
|---|---|---|---|---|---|---|
| 1 | 1 | 15M | 63.5u | - | - | 839.9m |
| 2 | 3 | 6M | 97.5u | 1.416m | 925.5u | 48.28m |
| 3 | 1 | 15M | 91.8u | - | - | 752.4m |
| 4 | 1 | 14M | 86.5u | - | - | 143.7m |
| 5 | 2 | 18M | 71.1u | 1.545m | - | 601.8m |
| 6 | 1 | 6M | 82.8u | - | - | 148.8m |
| 7 | 1 | 7M | 64.4u | - | - | 386.1m |
| 8 | 1 | 18M | 53.6u | - | - | 560.5m |
| 9 | 1 | 15M | 98.6u | - | - | 725.7m |
| 10 | 3 | 19M | 85.5u | 1.115m | 1.136m | 119.7m |
| 11 | 1 | 15M | 100.0u | - | - | 278.8m |
| 12 | 3 | 12M | 87.8u | 946.2u | 1.112m | 177.8m |
| 13 | 2 | 9M | 61.9u | 1.555m | - | 393.5m |
| 14 | 3 | 18M | 86.5u | 1.084m | 1.587m | 38.97m |

Long Pulse Radar Test Signal
Test Signal Name: LP_Signal_24
Number of Bursts in Trial: 9
Chrip Center Frequency: 5565MHz

| Burst | Pulses per Burst | Chrip (Hz) | Pulse Width (s) | Pulse 1 to 2 Spacing (s) | Pulse 2 to 3 Spacing (s) | Start Location (s) |
|---|---|---|---|---|---|---|
| 1 | 3 | 8M | 71.1u | 1.222m | 1.413m | 444.6m |
| 2 | 2 | 8M | 59.0u | 1.893m | - | 289.7m |
| 3 | 2 | 8M | 60.7u | 1.211m | - | 933.9m |
| 4 | 3 | 8M | 68.6u | 1.430m | 1.751m | 827.1m |
| 5 | 3 | 8M | 78.0u | 1.707m | 1.351m | 65.79m |
| 6 | 3 | 8M | 95.0u | 1.577m | 1.175m | 1.235 |
| 7 | 2 | 8M | 94.0u | 1.043m | - | 1.170 |
| 8 | 2 | 8M | 82.2u | 1.181m | - | 463.7m |
| 9 | 1 | 8M | 55.8u | - | - | 543.3m |

Long Pulse Radar Test Signal
Test Signal Name: LP_Signal_25
Number of Bursts in Trial: 18
Chrip Center Frequency: 5565MHz

| Burst | Pulses per Burst | Chrip (Hz) | Pulse Width (s) | Pulse 1 to 2 Spacing (s) | Pulse 2 to 3 Spacing (s) | Start Location (s) |
|---|---|---|---|---|---|---|
| 1 | 2 | 6M | 78.8u | 1.762m | - | 465.6m |
| 2 | 2 | 6M | 52.8u | 1.329m | - | 583.2m |
| 3 | 1 | 6M | 59.6u | - | - | 447.7m |
| 4 | 1 | 6M | 70.0u | - | - | 305.9m |
| 5 | 2 | 6M | 64.5u | 1.427m | - | 370.3m |
| 6 | 1 | 6M | 94.0u | - | - | 355.4m |
| 7 | 1 | 6M | 98.4u | - | - | 230.2m |
| 8 | 1 | 6M | 98.8u | - | - | 465.8m |
| 9 | 3 | 6M | 93.1u | 936.9u | 1.278m | 643.2m |
| 10 | 1 | 6M | 79.3u | - | - | 619.5m |
| 11 | 1 | 6M | 96.8u | - | - | 60.72m |
| 12 | 3 | 6M | 96.8u | 1.449m | 1.845m | 392.2m |
| 13 | 3 | 6M | 62.4u | 1.516m | 1.547m | 326.3m |
| 14 | 2 | 6M | 79.7u | 1.539m | - | 573.3m |
| 15 | 2 | 6M | 83.8u | 1.568m | - | 166.7m |
| 16 | 3 | 6M | 65.1u | 1.162m | 1.623m | 29.54m |
| 17 | 2 | 6M | 64.0u | 1.434m | - | 440.0m |
| 18 | 3 | 6M | 95.5u | 1.227m | 1.583m | 339.8m |

Long Pulse Radar Test Signal
Test Signal Name: LP_Signal_26
Number of Bursts in Trial: 16
Chrip Center Frequency: 5564MHz

| Burst | Pulses per Burst | Chrip (Hz) | Pulse Width (s) | Pulse 1 to 2 Spacing (s) | Pulse 2 to 3 Spacing (s) | Start Location (s) |
|---|---|---|---|---|---|---|
| 1 | 3 | 6M | 58.3u | 1.169m | 1.228m | 212.0m |
| 2 | 1 | 6M | 67.9u | - | - | 683.3m |
| 3 | 2 | 6M | 76.5u | 1.176m | - | 683.9m |
| 4 | 2 | 6M | 54.8u | 1.298m | - | 490.2m |
| 5 | 3 | 6M | 79.2u | 1.024m | 1.835m | 160.4m |
| 6 | 2 | 6M | 89.3u | 1.805m | - | 653.3m |
| 7 | 1 | 6M | 77.2u | - | - | 73.40m |
| 8 | 3 | 6M | 89.4u | 1.249m | 1.228m | 589.4m |
| 9 | 3 | 6M | 97.7u | 1.549m | 1.052m | 484.7m |
| 10 | 3 | 6M | 99.5u | 1.824m | 1.045m | 490.8m |
| 11 | 2 | 6M | 62.4u | 1.758m | - | 48.28m |
| 12 | 2 | 6M | 99.1u | 1.202m | - | 270.9m |
| 13 | 3 | 6M | 92.6u | 1.079m | 1.569m | 227.5m |
| 14 | 2 | 6M | 87.4u | 1.359m | - | 577.4m |
| 15 | 1 | 6M | 81.1u | - | - | 371.3m |
| 16 | 3 | 6M | 50.5u | 1.117m | 996.5u | 19.19m |

| Long Pulse Radar Test Signal<br>Test Signal Name: LP_Signal_27<br>Number of Bursts in Trial: 16<br>Chrip Center Frequency: 5564MHz | | | | | | |
|---|---|---|---|---|---|---|
| Burst | Pulses per Burst | Chrip (Hz) | Pulse Width (s) | Pulse 1 to 2 Spacing (s) | Pulse 2 to 3 Spacing (s) | Start Location (s) |
| 1 | 2 | 6M | 61.5u | 1.386m | - | 311.0m |
| 2 | 3 | 6M | 67.1u | 1.513m | 1.138m | 208.0m |
| 3 | 2 | 6M | 96.6u | 1.844m | - | 387.8m |
| 4 | 1 | 6M | 82.7u | - | - | 224.5m |
| 5 | 2 | 6M | 67.8u | 1.718m | - | 627.0m |
| 6 | 2 | 6M | 87.2u | 1.177m | - | 181.9m |
| 7 | 2 | 6M | 67.9u | 1.705m | - | 545.1m |
| 8 | 3 | 6M | 92.8u | 1.251m | 1.284m | 255.7m |
| 9 | 1 | 6M | 68.4u | - | - | 724.0m |
| 10 | 3 | 6M | 70.6u | 1.617m | 1.276m | 638.6m |
| 11 | 2 | 6M | 79.2u | 1.690m | - | 1.461m |
| 12 | 2 | 6M | 66.8u | 1.231m | - | 710.1m |
| 13 | 2 | 6M | 79.3u | 1.785m | - | 297.6m |
| 14 | 3 | 6M | 52.6u | 1.716m | 1.394m | 154.1m |
| 15 | 1 | 6M | 51.5u | - | - | 341.0m |
| 16 | 2 | 6M | 60.8u | 1.100m | - | 636.3m |

| Long Pulse Radar Test Signal<br>Test Signal Name: LP_Signal_28<br>Number of Bursts in Trial: 9<br>Chrip Center Frequency: 5563MHz | | | | | | |
|---|---|---|---|---|---|---|
| Burst | Pulses per Burst | Chrip (Hz) | Pulse Width (s) | Pulse 1 to 2 Spacing (s) | Pulse 2 to 3 Spacing (s) | Start Location (s) |
| 1 | 3 | 5M | 53.7u | 985.3u | 1.100m | 677.3m |
| 2 | 2 | 5M | 87.5u | 1.371m | - | 858.8m |
| 3 | 2 | 5M | 92.1u | 1.415m | - | 312.5m |
| 4 | 2 | 5M | 92.5u | 1.790m | - | 890.4m |
| 5 | 1 | 5M | 92.6u | - | - | 308.8m |
| 6 | 2 | 5M | 97.7u | 1.644m | - | 462.4m |
| 7 | 2 | 5M | 77.6u | 1.302m | - | 313.9m |
| 8 | 2 | 5M | 58.4u | 1.411m | - | 609.2m |
| 9 | 3 | 5M | 61.9u | 1.171m | 1.289m | 854.2m |

Long Pulse Radar Test Signal
Test Signal Name: LP_Signal_29
Number of Bursts in Trial: 19
Chrip Center Frequency: 5563MHz

| Burst | Pulses per Burst | Chrip (Hz) | Pulse Width (s) | Pulse 1 to 2 Spacing (s) | Pulse 2 to 3 Spacing (s) | Start Location (s) |
|---|---|---|---|---|---|---|
| 1 | 3 | 5M | 61.2u | 1.793m | 1.857m | 398.8m |
| 2 | 1 | 5M | 53.7u | - | - | 300.3m |
| 3 | 2 | 5M | 82.7u | 1.900m | - | 154.0m |
| 4 | 3 | 5M | 98.8u | 1.369m | 1.879m | 7.212m |
| 5 | 2 | 5M | 54.9u | 1.516m | - | 475.2m |
| 6 | 3 | 5M | 57.2u | 1.640m | 1.396m | 427.7m |
| 7 | 2 | 5M | 91.6u | 1.507m | - | 435.3m |
| 8 | 2 | 5M | 69.8u | 1.897m | - | 349.7m |
| 9 | 2 | 5M | 58.1u | 1.668m | - | 584.4m |
| 10 | 2 | 5M | 81.6u | 1.380m | - | 184.8m |
| 11 | 2 | 5M | 57.5u | 1.242m | - | 221.2m |
| 12 | 3 | 5M | 92.2u | 1.227m | 913.8u | 353.3m |
| 13 | 2 | 5M | 81.9u | 1.129m | - | 486.4m |
| 14 | 2 | 5M | 66.9u | 1.395m | - | 235.5m |
| 15 | 1 | 5M | 67.9u | - | - | 415.5m |
| 16 | 3 | 5M | 99.2u | 1.884m | 1.803m | 462.9m |
| 17 | 2 | 5M | 71.2u | 1.043m | - | 214.2m |
| 18 | 1 | 5M | 70.9u | - | - | 379.4m |
| 19 | 2 | 5M | 68.8u | 1.209m | - | 322.3m |

Long Pulse Radar Test Signal
Test Signal Name: LP_Signal_30
Number of Bursts in Trial: 19
Chrip Center Frequency: 5561MHz

| Burst | Pulses per Burst | Chrip (Hz) | Pulse Width (s) | Pulse 1 to 2 Spacing (s) | Pulse 2 to 3 Spacing (s) | Start Location (s) |
|---|---|---|---|---|---|---|
| 1 | 2 | 5M | 50.4u | 1.916m | - | 334.6m |
| 2 | 2 | 5M | 54.2u | 1.760m | - | 40.17m |
| 3 | 2 | 5M | 66.7u | 1.591m | - | 375.0m |
| 4 | 1 | 5M | 81.8u | - | - | 224.8m |
| 5 | 3 | 5M | 85.3u | 1.562m | 1.550m | 598.5m |
| 6 | 2 | 5M | 50.9u | 1.097m | - | 247.8m |
| 7 | 3 | 5M | 71.5u | 1.403m | 1.250m | 384.9m |
| 8 | 1 | 5M | 57.3u | - | - | 545.1m |
| 9 | 1 | 5M | 99.4u | - | - | 327.7m |
| 10 | 2 | 5M | 81.7u | 1.762m | - | 346.5m |
| 11 | 3 | 5M | 87.0u | 1.625m | 1.683m | 237.2m |
| 12 | 2 | 5M | 94.9u | 1.522m | - | 585.4m |
| 13 | 2 | 5M | 83.5u | 1.529m | - | 480.1m |
| 14 | 2 | 5M | 66.1u | 1.677m | - | 545.9m |
| 15 | 2 | 5M | 52.9u | 1.709m | - | 563.8m |
| 16 | 3 | 5M | 51.5u | 1.865m | 1.887m | 433.2m |
| 17 | 1 | 5M | 82.8u | - | - | 4.846m |
| 18 | 2 | 5M | 84.6u | 957.4u | - | 397.1m |
| 19 | 3 | 5M | 70.6u | 1.247m | 1.791m | 432.2m |

| Type 6 Radar Statistical Performances | | | | |
|---|---|---|---|---|
| Trial # | Pulses per Burst | Pulse Width (s) | PRI (s) | Detection |
| 1 | 9 | 1.0u | 333.0u | Yes |
| 2 | 9 | 1.0u | 333.0u | Yes |
| 3 | 9 | 1.0u | 333.0u | Yes |
| 4 | 9 | 1.0u | 333.0u | Yes |
| 5 | 9 | 1.0u | 333.0u | Yes |
| 6 | 9 | 1.0u | 333.0u | Yes |
| 7 | 9 | 1.0u | 333.0u | Yes |
| 8 | 9 | 1.0u | 333.0u | Yes |
| 9 | 9 | 1.0u | 333.0u | Yes |
| 10 | 9 | 1.0u | 333.0u | Yes |
| 11 | 9 | 1.0u | 333.0u | Yes |
| 12 | 9 | 1.0u | 333.0u | Yes |
| 13 | 9 | 1.0u | 333.0u | Yes |
| 14 | 9 | 1.0u | 333.0u | Yes |
| 15 | 9 | 1.0u | 333.0u | Yes |
| 16 | 9 | 1.0u | 333.0u | Yes |
| 17 | 9 | 1.0u | 333.0u | Yes |
| 18 | 9 | 1.0u | 333.0u | Yes |
| 19 | 9 | 1.0u | 333.0u | Yes |
| 20 | 9 | 1.0u | 333.0u | Yes |
| 21 | 9 | 1.0u | 333.0u | Yes |
| 22 | 9 | 1.0u | 333.0u | Yes |
| 23 | 9 | 1.0u | 333.0u | Yes |
| 24 | 9 | 1.0u | 333.0u | Yes |
| 25 | 9 | 1.0u | 333.0u | Yes |
| 26 | 9 | 1.0u | 333.0u | Yes |
| 27 | 9 | 1.0u | 333.0u | Yes |
| 28 | 9 | 1.0u | 333.0u | Yes |
| 29 | 9 | 1.0u | 333.0u | Yes |
| 30 | 9 | 1.0u | 333.0u | Yes |
| | | | | Detection Rate: 100 % |

| Type 6 Radar Statistical Performances | | |
|---|---|---|
| Trial # | Hopping Frequency Sequence Name | Detection |
| 1 | HOP_FREQ_SEQ_01 | Yes |
| 2 | HOP_FREQ_SEQ_02 | Yes |
| 3 | HOP_FREQ_SEQ_03 | Yes |
| 4 | HOP_FREQ_SEQ_04 | Yes |
| 5 | HOP_FREQ_SEQ_05 | Yes |
| 6 | HOP_FREQ_SEQ_06 | Yes |
| 7 | HOP_FREQ_SEQ_07 | Yes |
| 8 | HOP_FREQ_SEQ_08 | Yes |
| 9 | HOP_FREQ_SEQ_09 | Yes |
| 10 | HOP_FREQ_SEQ_10 | Yes |
| 11 | HOP_FREQ_SEQ_11 | Yes |
| 12 | HOP_FREQ_SEQ_12 | Yes |
| 13 | HOP_FREQ_SEQ_13 | Yes |
| 14 | HOP_FREQ_SEQ_14 | Yes |
| 15 | HOP_FREQ_SEQ_15 | Yes |
| 16 | HOP_FREQ_SEQ_16 | Yes |
| 17 | HOP_FREQ_SEQ_17 | Yes |
| 18 | HOP_FREQ_SEQ_18 | Yes |
| 19 | HOP_FREQ_SEQ_19 | Yes |
| 20 | HOP_FREQ_SEQ_20 | Yes |
| 21 | HOP_FREQ_SEQ_21 | Yes |
| 22 | HOP_FREQ_SEQ_22 | Yes |
| 23 | HOP_FREQ_SEQ_23 | Yes |
| 24 | HOP_FREQ_SEQ_24 | Yes |
| 25 | HOP_FREQ_SEQ_25 | Yes |
| 26 | HOP_FREQ_SEQ_26 | Yes |
| 27 | HOP_FREQ_SEQ_27 | Yes |
| 28 | HOP_FREQ_SEQ_28 | Yes |
| 29 | HOP_FREQ_SEQ_29 | Yes |
| 30 | HOP_FREQ_SEQ_30 | Yes |
| | | Detection Rate: 100 % |

| Hopping Frequency Sequence Name: HOP_FREQ_SEQ_01 | | | | | | | |
|---|---|---|---|---|---|---|---|
| SEQ# | Frequency (Hz) | SEQ# | Frequency (Hz) | SEQ# | Frequency (Hz) | SEQ# | Frequency (Hz) |
| 1 | 5.584G | 2 | 5.650G | 3 | 5.556G | 4 | 5.372G |
| 5 | 5.441G | 6 | 5.637G | 7 | 5.635G | 8 | 5.288G |
| 9 | 5.697G | 10 | 5.412G | 11 | 5.323G | 12 | 5.452G |
| 13 | 5.659G | 14 | 5.460G | 15 | 5.641G | 16 | 5.681G |
| 17 | 5.374G | 18 | 5.301G | 19 | 5.510G | 20 | 5.468G |
| 21 | 5.585G | 22 | 5.486G | 23 | 5.314G | 24 | 5.677G |
| 25 | 5.655G | 26 | 5.570G | 27 | 5.687G | 28 | 5.675G |
| 29 | 5.572G | 30 | 5.583G | 31 | 5.505G | 32 | 5.698G |
| 33 | 5.350G | 34 | 5.551G | 35 | 5.597G | 36 | 5.707G |
| 37 | 5.333G | 38 | 5.617G | 39 | 5.259G | 40 | 5.663G |
| 41 | 5.620G | 42 | 5.398G | 43 | 5.366G | 44 | 5.685G |
| 45 | 5.516G | 46 | 5.630G | 47 | 5.633G | 48 | 5.445G |
| 49 | 5.458G | 50 | 5.345G | 51 | 5.680G | 52 | 5.592G |
| 53 | 5.396G | 54 | 5.463G | 55 | 5.469G | 56 | 5.672G |
| 57 | 5.518G | 58 | 5.648G | 59 | 5.435G | 60 | 5.297G |
| 61 | 5.332G | 62 | 5.526G | 63 | 5.586G | 64 | 5.609G |
| 65 | 5.657G | 66 | 5.430G | 67 | 5.274G | 68 | 5.471G |
| 69 | 5.310G | 70 | 5.504G | 71 | 5.673G | 72 | 5.281G |
| 73 | 5.682G | 74 | 5.498G | 75 | 5.688G | 76 | 5.544G |
| 77 | 5.712G | 78 | 5.634G | 79 | 5.608G | 80 | 5.282G |
| 81 | 5.631G | 82 | 5.415G | 83 | 5.699G | 84 | 5.360G |
| 85 | 5.283G | 86 | 5.316G | 87 | 5.472G | 88 | 5.449G |
| 89 | 5.694G | 90 | 5.269G | 91 | 5.700G | 92 | 5.294G |
| 93 | 5.692G | 94 | 5.286G | 95 | 5.501G | 96 | 5.689G |
| 97 | 5.324G | 98 | 5.588G | 99 | 5.536G | 100 | 5.579G |

| Hopping Frequency Sequence Name: HOP_FREQ_SEQ_02 | | | | | | | |
|---|---|---|---|---|---|---|---|
| SEQ# | Frequency (Hz) | SEQ# | Frequency (Hz) | SEQ# | Frequency (Hz) | SEQ# | Frequency (Hz) |
| 1 | 5.346G | 2 | 5.501G | 3 | 5.272G | 4 | 5.295G |
| 5 | 5.403G | 6 | 5.712G | 7 | 5.613G | 8 | 5.429G |
| 9 | 5.263G | 10 | 5.351G | 11 | 5.476G | 12 | 5.323G |
| 13 | 5.606G | 14 | 5.355G | 15 | 5.603G | 16 | 5.402G |
| 17 | 5.721G | 18 | 5.330G | 19 | 5.557G | 20 | 5.354G |
| 21 | 5.315G | 22 | 5.465G | 23 | 5.590G | 24 | 5.704G |
| 25 | 5.551G | 26 | 5.303G | 27 | 5.638G | 28 | 5.493G |
| 29 | 5.480G | 30 | 5.709G | 31 | 5.438G | 32 | 5.255G |
| 33 | 5.344G | 34 | 5.256G | 35 | 5.651G | 36 | 5.460G |
| 37 | 5.660G | 38 | 5.343G | 39 | 5.277G | 40 | 5.436G |
| 41 | 5.658G | 42 | 5.370G | 43 | 5.286G | 44 | 5.446G |
| 45 | 5.655G | 46 | 5.517G | 47 | 5.394G | 48 | 5.360G |
| 49 | 5.648G | 50 | 5.425G | 51 | 5.612G | 52 | 5.620G |
| 53 | 5.592G | 54 | 5.570G | 55 | 5.518G | 56 | 5.298G |
| 57 | 5.632G | 58 | 5.600G | 59 | 5.448G | 60 | 5.258G |
| 61 | 5.487G | 62 | 5.701G | 63 | 5.297G | 64 | 5.449G |
| 65 | 5.691G | 66 | 5.450G | 67 | 5.565G | 68 | 5.348G |
| 69 | 5.679G | 70 | 5.629G | 71 | 5.380G | 72 | 5.453G |
| 73 | 5.584G | 74 | 5.335G | 75 | 5.591G | 76 | 5.705G |
| 77 | 5.398G | 78 | 5.270G | 79 | 5.622G | 80 | 5.514G |
| 81 | 5.434G | 82 | 5.369G | 83 | 5.485G | 84 | 5.301G |
| 85 | 5.345G | 86 | 5.618G | 87 | 5.452G | 88 | 5.441G |
| 89 | 5.474G | 90 | 5.250G | 91 | 5.616G | 92 | 5.710G |
| 93 | 5.468G | 94 | 5.513G | 95 | 5.692G | 96 | 5.334G |
| 97 | 5.504G | 98 | 5.347G | 99 | 5.280G | 100 | 5.400G |

| Hopping Frequency Sequence Name: HOP_FREQ_SEQ_03 | | | | | | | |
|---|---|---|---|---|---|---|---|
| SEQ# | Frequency (Hz) | SEQ# | Frequency (Hz) | SEQ# | Frequency (Hz) | SEQ# | Frequency (Hz) |
| 1 | 5.520G | 2 | 5.463G | 3 | 5.410G | 4 | 5.684G |
| 5 | 5.482G | 6 | 5.448G | 7 | 5.370G | 8 | 5.610G |
| 9 | 5.413G | 10 | 5.667G | 11 | 5.326G | 12 | 5.381G |
| 13 | 5.443G | 14 | 5.583G | 15 | 5.334G | 16 | 5.642G |
| 17 | 5.414G | 18 | 5.457G | 19 | 5.385G | 20 | 5.412G |
| 21 | 5.382G | 22 | 5.578G | 23 | 5.670G | 24 | 5.465G |
| 25 | 5.483G | 26 | 5.257G | 27 | 5.323G | 28 | 5.674G |
| 29 | 5.536G | 30 | 5.384G | 31 | 5.596G | 32 | 5.722G |
| 33 | 5.269G | 34 | 5.643G | 35 | 5.560G | 36 | 5.628G |
| 37 | 5.580G | 38 | 5.415G | 39 | 5.369G | 40 | 5.636G |
| 41 | 5.660G | 42 | 5.477G | 43 | 5.678G | 44 | 5.492G |
| 45 | 5.624G | 46 | 5.337G | 47 | 5.400G | 48 | 5.698G |
| 49 | 5.640G | 50 | 5.260G | 51 | 5.564G | 52 | 5.403G |
| 53 | 5.427G | 54 | 5.627G | 55 | 5.350G | 56 | 5.611G |
| 57 | 5.566G | 58 | 5.691G | 59 | 5.358G | 60 | 5.648G |
| 61 | 5.262G | 62 | 5.429G | 63 | 5.378G | 64 | 5.590G |
| 65 | 5.393G | 66 | 5.278G | 67 | 5.718G | 68 | 5.312G |
| 69 | 5.529G | 70 | 5.305G | 71 | 5.552G | 72 | 5.650G |
| 73 | 5.454G | 74 | 5.330G | 75 | 5.422G | 76 | 5.341G |
| 77 | 5.356G | 78 | 5.485G | 79 | 5.551G | 80 | 5.588G |
| 81 | 5.544G | 82 | 5.716G | 83 | 5.304G | 84 | 5.659G |
| 85 | 5.277G | 86 | 5.703G | 87 | 5.472G | 88 | 5.575G |
| 89 | 5.537G | 90 | 5.294G | 91 | 5.690G | 92 | 5.380G |
| 93 | 5.614G | 94 | 5.362G | 95 | 5.423G | 96 | 5.311G |
| 97 | 5.637G | 98 | 5.540G | 99 | 5.270G | 100 | 5.302G |

| Hopping Frequency Sequence Name: HOP_FREQ_SEQ_04 | | | | | | | |
|---|---|---|---|---|---|---|---|
| SEQ# | Frequency (Hz) | SEQ# | Frequency (Hz) | SEQ# | Frequency (Hz) | SEQ# | Frequency (Hz) |
| 1 | 5.397G | 2 | 5.383G | 3 | 5.462G | 4 | 5.338G |
| 5 | 5.267G | 6 | 5.261G | 7 | 5.454G | 8 | 5.500G |
| 9 | 5.603G | 10 | 5.568G | 11 | 5.328G | 12 | 5.467G |
| 13 | 5.629G | 14 | 5.612G | 15 | 5.544G | 16 | 5.375G |
| 17 | 5.325G | 18 | 5.507G | 19 | 5.514G | 20 | 5.433G |
| 21 | 5.718G | 22 | 5.526G | 23 | 5.497G | 24 | 5.520G |
| 25 | 5.555G | 26 | 5.389G | 27 | 5.628G | 28 | 5.511G |
| 29 | 5.435G | 30 | 5.424G | 31 | 5.319G | 32 | 5.453G |
| 33 | 5.493G | 34 | 5.311G | 35 | 5.641G | 36 | 5.415G |
| 37 | 5.547G | 38 | 5.655G | 39 | 5.711G | 40 | 5.579G |
| 41 | 5.702G | 42 | 5.260G | 43 | 5.336G | 44 | 5.278G |
| 45 | 5.314G | 46 | 5.587G | 47 | 5.688G | 48 | 5.598G |
| 49 | 5.443G | 50 | 5.719G | 51 | 5.291G | 52 | 5.428G |
| 53 | 5.441G | 54 | 5.377G | 55 | 5.385G | 56 | 5.315G |
| 57 | 5.609G | 58 | 5.274G | 59 | 5.409G | 60 | 5.546G |
| 61 | 5.431G | 62 | 5.288G | 63 | 5.324G | 64 | 5.341G |
| 65 | 5.376G | 66 | 5.689G | 67 | 5.541G | 68 | 5.422G |
| 69 | 5.695G | 70 | 5.679G | 71 | 5.618G | 72 | 5.465G |
| 73 | 5.255G | 74 | 5.590G | 75 | 5.634G | 76 | 5.388G |
| 77 | 5.406G | 78 | 5.420G | 79 | 5.309G | 80 | 5.362G |
| 81 | 5.425G | 82 | 5.605G | 83 | 5.624G | 84 | 5.374G |
| 85 | 5.366G | 86 | 5.360G | 87 | 5.645G | 88 | 5.297G |
| 89 | 5.556G | 90 | 5.554G | 91 | 5.351G | 92 | 5.596G |
| 93 | 5.302G | 94 | 5.470G | 95 | 5.654G | 96 | 5.299G |
| 97 | 5.481G | 98 | 5.606G | 99 | 5.487G | 100 | 5.343G |

| Hopping Frequency Sequence Name: HOP_FREQ_SEQ_05 | | | | | | | |
|---|---|---|---|---|---|---|---|
| SEQ# | Frequency (Hz) | SEQ# | Frequency (Hz) | SEQ# | Frequency (Hz) | SEQ# | Frequency (Hz) |
| 1 | 5.421G | 2 | 5.644G | 3 | 5.275G | 4 | 5.412G |
| 5 | 5.320G | 6 | 5.350G | 7 | 5.652G | 8 | 5.620G |
| 9 | 5.548G | 10 | 5.601G | 11 | 5.640G | 12 | 5.450G |
| 13 | 5.582G | 14 | 5.702G | 15 | 5.311G | 16 | 5.349G |
| 17 | 5.489G | 18 | 5.605G | 19 | 5.698G | 20 | 5.407G |
| 21 | 5.478G | 22 | 5.545G | 23 | 5.267G | 24 | 5.658G |
| 25 | 5.376G | 26 | 5.707G | 27 | 5.592G | 28 | 5.696G |
| 29 | 5.655G | 30 | 5.504G | 31 | 5.271G | 32 | 5.416G |
| 33 | 5.667G | 34 | 5.673G | 35 | 5.347G | 36 | 5.700G |
| 37 | 5.307G | 38 | 5.723G | 39 | 5.357G | 40 | 5.522G |
| 41 | 5.417G | 42 | 5.257G | 43 | 5.383G | 44 | 5.419G |
| 45 | 5.714G | 46 | 5.393G | 47 | 5.261G | 48 | 5.508G |
| 49 | 5.485G | 50 | 5.260G | 51 | 5.318G | 52 | 5.628G |
| 53 | 5.278G | 54 | 5.430G | 55 | 5.520G | 56 | 5.392G |
| 57 | 5.358G | 58 | 5.270G | 59 | 5.627G | 60 | 5.557G |
| 61 | 5.558G | 62 | 5.305G | 63 | 5.526G | 64 | 5.314G |
| 65 | 5.528G | 66 | 5.555G | 67 | 5.540G | 68 | 5.380G |
| 69 | 5.573G | 70 | 5.268G | 71 | 5.459G | 72 | 5.482G |
| 73 | 5.653G | 74 | 5.353G | 75 | 5.306G | 76 | 5.324G |
| 77 | 5.497G | 78 | 5.693G | 79 | 5.362G | 80 | 5.514G |
| 81 | 5.581G | 82 | 5.415G | 83 | 5.368G | 84 | 5.599G |
| 85 | 5.291G | 86 | 5.704G | 87 | 5.503G | 88 | 5.564G |
| 89 | 5.611G | 90 | 5.634G | 91 | 5.560G | 92 | 5.300G |
| 93 | 5.646G | 94 | 5.561G | 95 | 5.692G | 96 | 5.633G |
| 97 | 5.635G | 98 | 5.492G | 99 | 5.312G | 100 | 5.690G |

| Hopping Frequency Sequence Name: HOP_FREQ_SEQ_06 | | | | | | | |
|---|---|---|---|---|---|---|---|
| SEQ# | Frequency (Hz) | SEQ# | Frequency (Hz) | SEQ# | Frequency (Hz) | SEQ# | Frequency (Hz) |
| 1 | 5.510G | 2 | 5.475G | 3 | 5.466G | 4 | 5.512G |
| 5 | 5.665G | 6 | 5.493G | 7 | 5.595G | 8 | 5.412G |
| 9 | 5.488G | 10 | 5.435G | 11 | 5.408G | 12 | 5.263G |
| 13 | 5.569G | 14 | 5.713G | 15 | 5.269G | 16 | 5.687G |
| 17 | 5.554G | 18 | 5.392G | 19 | 5.455G | 20 | 5.592G |
| 21 | 5.264G | 22 | 5.670G | 23 | 5.660G | 24 | 5.614G |
| 25 | 5.715G | 26 | 5.560G | 27 | 5.591G | 28 | 5.461G |
| 29 | 5.290G | 30 | 5.278G | 31 | 5.714G | 32 | 5.365G |
| 33 | 5.650G | 34 | 5.307G | 35 | 5.432G | 36 | 5.641G |
| 37 | 5.490G | 38 | 5.417G | 39 | 5.265G | 40 | 5.457G |
| 41 | 5.367G | 42 | 5.598G | 43 | 5.308G | 44 | 5.669G |
| 45 | 5.287G | 46 | 5.413G | 47 | 5.312G | 48 | 5.389G |
| 49 | 5.495G | 50 | 5.530G | 51 | 5.532G | 52 | 5.525G |
| 53 | 5.697G | 54 | 5.619G | 55 | 5.494G | 56 | 5.577G |
| 57 | 5.563G | 58 | 5.342G | 59 | 5.288G | 60 | 5.313G |
| 61 | 5.513G | 62 | 5.636G | 63 | 5.316G | 64 | 5.428G |
| 65 | 5.304G | 66 | 5.326G | 67 | 5.681G | 68 | 5.584G |
| 69 | 5.272G | 70 | 5.363G | 71 | 5.460G | 72 | 5.468G |
| 73 | 5.710G | 74 | 5.362G | 75 | 5.722G | 76 | 5.262G |
| 77 | 5.385G | 78 | 5.482G | 79 | 5.336G | 80 | 5.390G |
| 81 | 5.688G | 82 | 5.277G | 83 | 5.407G | 84 | 5.393G |
| 85 | 5.334G | 86 | 5.372G | 87 | 5.422G | 88 | 5.322G |
| 89 | 5.581G | 90 | 5.559G | 91 | 5.346G | 92 | 5.380G |
| 93 | 5.515G | 94 | 5.258G | 95 | 5.606G | 96 | 5.406G |
| 97 | 5.564G | 98 | 5.444G | 99 | 5.613G | 100 | 5.526G |

| Hopping Frequency Sequence Name: HOP_FREQ_SEQ_07 | | | | | | | |
|---|---|---|---|---|---|---|---|
| SEQ# | Frequency (Hz) | SEQ# | Frequency (Hz) | SEQ# | Frequency (Hz) | SEQ# | Frequency (Hz) |
| 1 | 5.551G | 2 | 5.676G | 3 | 5.484G | 4 | 5.572G |
| 5 | 5.380G | 6 | 5.718G | 7 | 5.660G | 8 | 5.644G |
| 9 | 5.397G | 10 | 5.438G | 11 | 5.410G | 12 | 5.256G |
| 13 | 5.538G | 14 | 5.542G | 15 | 5.550G | 16 | 5.480G |
| 17 | 5.413G | 18 | 5.461G | 19 | 5.463G | 20 | 5.369G |
| 21 | 5.640G | 22 | 5.383G | 23 | 5.375G | 24 | 5.488G |
| 25 | 5.570G | 26 | 5.281G | 27 | 5.613G | 28 | 5.282G |
| 29 | 5.310G | 30 | 5.273G | 31 | 5.724G | 32 | 5.622G |
| 33 | 5.633G | 34 | 5.267G | 35 | 5.715G | 36 | 5.523G |
| 37 | 5.632G | 38 | 5.620G | 39 | 5.567G | 40 | 5.589G |
| 41 | 5.318G | 42 | 5.263G | 43 | 5.378G | 44 | 5.716G |
| 45 | 5.289G | 46 | 5.568G | 47 | 5.710G | 48 | 5.516G |
| 49 | 5.606G | 50 | 5.337G | 51 | 5.283G | 52 | 5.717G |
| 53 | 5.424G | 54 | 5.651G | 55 | 5.711G | 56 | 5.707G |
| 57 | 5.698G | 58 | 5.462G | 59 | 5.518G | 60 | 5.445G |
| 61 | 5.360G | 62 | 5.653G | 63 | 5.307G | 64 | 5.341G |
| 65 | 5.581G | 66 | 5.457G | 67 | 5.601G | 68 | 5.345G |
| 69 | 5.658G | 70 | 5.431G | 71 | 5.648G | 72 | 5.253G |
| 73 | 5.683G | 74 | 5.384G | 75 | 5.398G | 76 | 5.459G |
| 77 | 5.254G | 78 | 5.607G | 79 | 5.301G | 80 | 5.417G |
| 81 | 5.347G | 82 | 5.643G | 83 | 5.712G | 84 | 5.514G |
| 85 | 5.576G | 86 | 5.610G | 87 | 5.386G | 88 | 5.381G |
| 89 | 5.476G | 90 | 5.680G | 91 | 5.272G | 92 | 5.477G |
| 93 | 5.565G | 94 | 5.450G | 95 | 5.414G | 96 | 5.343G |
| 97 | 5.497G | 98 | 5.405G | 99 | 5.503G | 100 | 5.577G |

| Hopping Frequency Sequence Name: HOP_FREQ_SEQ_08 | | | | | | | |
|---|---|---|---|---|---|---|---|
| SEQ# | Frequency (Hz) | SEQ# | Frequency (Hz) | SEQ# | Frequency (Hz) | SEQ# | Frequency (Hz) |
| 1 | 5.452G | 2 | 5.443G | 3 | 5.458G | 4 | 5.492G |
| 5 | 5.281G | 6 | 5.280G | 7 | 5.290G | 8 | 5.685G |
| 9 | 5.655G | 10 | 5.636G | 11 | 5.369G | 12 | 5.320G |
| 13 | 5.272G | 14 | 5.644G | 15 | 5.250G | 16 | 5.695G |
| 17 | 5.303G | 18 | 5.268G | 19 | 5.384G | 20 | 5.351G |
| 21 | 5.620G | 22 | 5.588G | 23 | 5.447G | 24 | 5.283G |
| 25 | 5.658G | 26 | 5.566G | 27 | 5.457G | 28 | 5.476G |
| 29 | 5.626G | 30 | 5.325G | 31 | 5.679G | 32 | 5.590G |
| 33 | 5.282G | 34 | 5.538G | 35 | 5.269G | 36 | 5.539G |
| 37 | 5.408G | 38 | 5.400G | 39 | 5.604G | 40 | 5.371G |
| 41 | 5.520G | 42 | 5.499G | 43 | 5.274G | 44 | 5.352G |
| 45 | 5.436G | 46 | 5.505G | 47 | 5.394G | 48 | 5.617G |
| 49 | 5.330G | 50 | 5.652G | 51 | 5.700G | 52 | 5.317G |
| 53 | 5.592G | 54 | 5.473G | 55 | 5.398G | 56 | 5.573G |
| 57 | 5.393G | 58 | 5.674G | 59 | 5.635G | 60 | 5.546G |
| 61 | 5.370G | 62 | 5.542G | 63 | 5.376G | 64 | 5.561G |
| 65 | 5.385G | 66 | 5.606G | 67 | 5.516G | 68 | 5.613G |
| 69 | 5.701G | 70 | 5.510G | 71 | 5.397G | 72 | 5.332G |
| 73 | 5.642G | 74 | 5.651G | 75 | 5.430G | 76 | 5.551G |
| 77 | 5.560G | 78 | 5.316G | 79 | 5.302G | 80 | 5.382G |
| 81 | 5.714G | 82 | 5.341G | 83 | 5.429G | 84 | 5.693G |
| 85 | 5.523G | 86 | 5.470G | 87 | 5.252G | 88 | 5.420G |
| 89 | 5.266G | 90 | 5.563G | 91 | 5.472G | 92 | 5.601G |
| 93 | 5.273G | 94 | 5.340G | 95 | 5.296G | 96 | 5.333G |
| 97 | 5.441G | 98 | 5.550G | 99 | 5.475G | 100 | 5.678G |

| Hopping Frequency Sequence Name: HOP_FREQ_SEQ_09 | | | | | | | |
|---|---|---|---|---|---|---|---|
| SEQ# | Frequency (Hz) | SEQ# | Frequency (Hz) | SEQ# | Frequency (Hz) | SEQ# | Frequency (Hz) |
| 1 | 5.618G | 2 | 5.628G | 3 | 5.634G | 4 | 5.468G |
| 5 | 5.711G | 6 | 5.257G | 7 | 5.588G | 8 | 5.445G |
| 9 | 5.625G | 10 | 5.675G | 11 | 5.527G | 12 | 5.470G |
| 13 | 5.707G | 14 | 5.438G | 15 | 5.559G | 16 | 5.499G |
| 17 | 5.388G | 18 | 5.662G | 19 | 5.594G | 20 | 5.394G |
| 21 | 5.354G | 22 | 5.678G | 23 | 5.418G | 24 | 5.332G |
| 25 | 5.696G | 26 | 5.716G | 27 | 5.621G | 28 | 5.450G |
| 29 | 5.348G | 30 | 5.434G | 31 | 5.452G | 32 | 5.368G |
| 33 | 5.382G | 34 | 5.254G | 35 | 5.578G | 36 | 5.377G |
| 37 | 5.269G | 38 | 5.554G | 39 | 5.449G | 40 | 5.430G |
| 41 | 5.383G | 42 | 5.623G | 43 | 5.401G | 44 | 5.399G |
| 45 | 5.550G | 46 | 5.586G | 47 | 5.581G | 48 | 5.308G |
| 49 | 5.512G | 50 | 5.275G | 51 | 5.362G | 52 | 5.363G |
| 53 | 5.576G | 54 | 5.671G | 55 | 5.342G | 56 | 5.381G |
| 57 | 5.284G | 58 | 5.390G | 59 | 5.605G | 60 | 5.455G |
| 61 | 5.503G | 62 | 5.547G | 63 | 5.562G | 64 | 5.429G |
| 65 | 5.704G | 66 | 5.426G | 67 | 5.411G | 68 | 5.613G |
| 69 | 5.584G | 70 | 5.311G | 71 | 5.501G | 72 | 5.537G |
| 73 | 5.451G | 74 | 5.717G | 75 | 5.709G | 76 | 5.695G |
| 77 | 5.303G | 78 | 5.369G | 79 | 5.514G | 80 | 5.570G |
| 81 | 5.665G | 82 | 5.592G | 83 | 5.631G | 84 | 5.253G |
| 85 | 5.622G | 86 | 5.463G | 87 | 5.469G | 88 | 5.518G |
| 89 | 5.437G | 90 | 5.642G | 91 | 5.630G | 92 | 5.398G |
| 93 | 5.491G | 94 | 5.367G | 95 | 5.346G | 96 | 5.425G |
| 97 | 5.414G | 98 | 5.640G | 99 | 5.321G | 100 | 5.393G |

| Hopping Frequency Sequence Name: HOP_FREQ_SEQ_10 | | | | | | | |
|---|---|---|---|---|---|---|---|
| SEQ# | Frequency (Hz) | SEQ# | Frequency (Hz) | SEQ# | Frequency (Hz) | SEQ# | Frequency (Hz) |
| 1 | 5.314G | 2 | 5.430G | 3 | 5.302G | 4 | 5.313G |
| 5 | 5.617G | 6 | 5.493G | 7 | 5.598G | 8 | 5.300G |
| 9 | 5.712G | 10 | 5.573G | 11 | 5.578G | 12 | 5.340G |
| 13 | 5.359G | 14 | 5.593G | 15 | 5.351G | 16 | 5.451G |
| 17 | 5.354G | 18 | 5.389G | 19 | 5.275G | 20 | 5.625G |
| 21 | 5.515G | 22 | 5.574G | 23 | 5.404G | 24 | 5.552G |
| 25 | 5.426G | 26 | 5.561G | 27 | 5.685G | 28 | 5.555G |
| 29 | 5.592G | 30 | 5.363G | 31 | 5.717G | 32 | 5.347G |
| 33 | 5.252G | 34 | 5.701G | 35 | 5.614G | 36 | 5.608G |
| 37 | 5.671G | 38 | 5.449G | 39 | 5.556G | 40 | 5.371G |
| 41 | 5.373G | 42 | 5.652G | 43 | 5.365G | 44 | 5.304G |
| 45 | 5.537G | 46 | 5.634G | 47 | 5.281G | 48 | 5.647G |
| 49 | 5.324G | 50 | 5.544G | 51 | 5.447G | 52 | 5.437G |
| 53 | 5.400G | 54 | 5.289G | 55 | 5.325G | 56 | 5.505G |
| 57 | 5.603G | 58 | 5.279G | 59 | 5.416G | 60 | 5.446G |
| 61 | 5.326G | 62 | 5.419G | 63 | 5.550G | 64 | 5.409G |
| 65 | 5.605G | 66 | 5.316G | 67 | 5.360G | 68 | 5.540G |
| 69 | 5.370G | 70 | 5.495G | 71 | 5.613G | 72 | 5.467G |
| 73 | 5.362G | 74 | 5.514G | 75 | 5.298G | 76 | 5.559G |
| 77 | 5.380G | 78 | 5.636G | 79 | 5.589G | 80 | 5.470G |
| 81 | 5.551G | 82 | 5.428G | 83 | 5.429G | 84 | 5.716G |
| 85 | 5.361G | 86 | 5.330G | 87 | 5.441G | 88 | 5.402G |
| 89 | 5.271G | 90 | 5.297G | 91 | 5.696G | 92 | 5.691G |
| 93 | 5.376G | 94 | 5.424G | 95 | 5.707G | 96 | 5.307G |
| 97 | 5.435G | 98 | 5.385G | 99 | 5.638G | 100 | 5.563G |

| Hopping Frequency Sequence Name: HOP_FREQ_SEQ_11 | | | | | | | |
|---|---|---|---|---|---|---|---|
| SEQ# | Frequency (Hz) | SEQ# | Frequency (Hz) | SEQ# | Frequency (Hz) | SEQ# | Frequency (Hz) |
| 1 | 5.583G | 2 | 5.494G | 3 | 5.698G | 4 | 5.598G |
| 5 | 5.625G | 6 | 5.370G | 7 | 5.326G | 8 | 5.606G |
| 9 | 5.498G | 10 | 5.328G | 11 | 5.694G | 12 | 5.709G |
| 13 | 5.613G | 14 | 5.481G | 15 | 5.418G | 16 | 5.677G |
| 17 | 5.448G | 18 | 5.343G | 19 | 5.357G | 20 | 5.554G |
| 21 | 5.659G | 22 | 5.396G | 23 | 5.303G | 24 | 5.419G |
| 25 | 5.362G | 26 | 5.428G | 27 | 5.469G | 28 | 5.268G |
| 29 | 5.394G | 30 | 5.492G | 31 | 5.663G | 32 | 5.720G |
| 33 | 5.567G | 34 | 5.356G | 35 | 5.635G | 36 | 5.372G |
| 37 | 5.386G | 38 | 5.345G | 39 | 5.600G | 40 | 5.412G |
| 41 | 5.258G | 42 | 5.411G | 43 | 5.301G | 44 | 5.618G |
| 45 | 5.699G | 46 | 5.604G | 47 | 5.463G | 48 | 5.542G |
| 49 | 5.680G | 50 | 5.670G | 51 | 5.368G | 52 | 5.589G |
| 53 | 5.553G | 54 | 5.515G | 55 | 5.446G | 56 | 5.304G |
| 57 | 5.441G | 58 | 5.424G | 59 | 5.620G | 60 | 5.263G |
| 61 | 5.592G | 62 | 5.629G | 63 | 5.466G | 64 | 5.556G |
| 65 | 5.636G | 66 | 5.722G | 67 | 5.302G | 68 | 5.656G |
| 69 | 5.252G | 70 | 5.286G | 71 | 5.369G | 72 | 5.723G |
| 73 | 5.573G | 74 | 5.569G | 75 | 5.558G | 76 | 5.250G |
| 77 | 5.500G | 78 | 5.457G | 79 | 5.462G | 80 | 5.562G |
| 81 | 5.716G | 82 | 5.614G | 83 | 5.347G | 84 | 5.565G |
| 85 | 5.288G | 86 | 5.627G | 87 | 5.342G | 88 | 5.696G |
| 89 | 5.712G | 90 | 5.337G | 91 | 5.649G | 92 | 5.538G |
| 93 | 5.688G | 94 | 5.549G | 95 | 5.272G | 96 | 5.447G |
| 97 | 5.519G | 98 | 5.323G | 99 | 5.314G | 100 | 5.706G |

| Hopping Frequency Sequence Name: HOP_FREQ_SEQ_12 | | | | | | | |
|---|---|---|---|---|---|---|---|
| SEQ# | Frequency (Hz) | SEQ# | Frequency (Hz) | SEQ# | Frequency (Hz) | SEQ# | Frequency (Hz) |
| 1 | 5.511G | 2 | 5.597G | 3 | 5.289G | 4 | 5.670G |
| 5 | 5.617G | 6 | 5.438G | 7 | 5.491G | 8 | 5.682G |
| 9 | 5.526G | 10 | 5.298G | 11 | 5.352G | 12 | 5.714G |
| 13 | 5.689G | 14 | 5.688G | 15 | 5.360G | 16 | 5.431G |
| 17 | 5.530G | 18 | 5.549G | 19 | 5.478G | 20 | 5.411G |
| 21 | 5.658G | 22 | 5.356G | 23 | 5.265G | 24 | 5.345G |
| 25 | 5.520G | 26 | 5.624G | 27 | 5.562G | 28 | 5.674G |
| 29 | 5.284G | 30 | 5.707G | 31 | 5.464G | 32 | 5.502G |
| 33 | 5.315G | 34 | 5.297G | 35 | 5.639G | 36 | 5.469G |
| 37 | 5.407G | 38 | 5.353G | 39 | 5.542G | 40 | 5.458G |
| 41 | 5.545G | 42 | 5.367G | 43 | 5.569G | 44 | 5.687G |
| 45 | 5.680G | 46 | 5.722G | 47 | 5.312G | 48 | 5.465G |
| 49 | 5.574G | 50 | 5.319G | 51 | 5.648G | 52 | 5.702G |
| 53 | 5.664G | 54 | 5.515G | 55 | 5.613G | 56 | 5.504G |
| 57 | 5.662G | 58 | 5.251G | 59 | 5.322G | 60 | 5.448G |
| 61 | 5.395G | 62 | 5.582G | 63 | 5.350G | 64 | 5.563G |
| 65 | 5.508G | 66 | 5.261G | 67 | 5.577G | 68 | 5.393G |
| 69 | 5.280G | 70 | 5.374G | 71 | 5.380G | 72 | 5.519G |
| 73 | 5.460G | 74 | 5.587G | 75 | 5.720G | 76 | 5.653G |
| 77 | 5.611G | 78 | 5.657G | 79 | 5.596G | 80 | 5.642G |
| 81 | 5.684G | 82 | 5.604G | 83 | 5.538G | 84 | 5.415G |
| 85 | 5.692G | 86 | 5.423G | 87 | 5.258G | 88 | 5.336G |
| 89 | 5.436G | 90 | 5.349G | 91 | 5.287G | 92 | 5.427G |
| 93 | 5.283G | 94 | 5.711G | 95 | 5.316G | 96 | 5.638G |
| 97 | 5.507G | 98 | 5.691G | 99 | 5.399G | 100 | 5.610G |

| Hopping Frequency Sequence Name: HOP_FREQ_SEQ_13 | | | | | | | |
|---|---|---|---|---|---|---|---|
| SEQ# | Frequency (Hz) | SEQ# | Frequency (Hz) | SEQ# | Frequency (Hz) | SEQ# | Frequency (Hz) |
| 1 | 5.524G | 2 | 5.546G | 3 | 5.257G | 4 | 5.323G |
| 5 | 5.303G | 6 | 5.498G | 7 | 5.585G | 8 | 5.653G |
| 9 | 5.540G | 10 | 5.413G | 11 | 5.482G | 12 | 5.462G |
| 13 | 5.296G | 14 | 5.656G | 15 | 5.626G | 16 | 5.631G |
| 17 | 5.567G | 18 | 5.711G | 19 | 5.418G | 20 | 5.374G |
| 21 | 5.666G | 22 | 5.623G | 23 | 5.382G | 24 | 5.408G |
| 25 | 5.615G | 26 | 5.394G | 27 | 5.593G | 28 | 5.657G |
| 29 | 5.441G | 30 | 5.395G | 31 | 5.714G | 32 | 5.607G |
| 33 | 5.254G | 34 | 5.612G | 35 | 5.677G | 36 | 5.717G |
| 37 | 5.684G | 38 | 5.660G | 39 | 5.273G | 40 | 5.415G |
| 41 | 5.351G | 42 | 5.484G | 43 | 5.673G | 44 | 5.610G |
| 45 | 5.442G | 46 | 5.478G | 47 | 5.661G | 48 | 5.563G |
| 49 | 5.560G | 50 | 5.617G | 51 | 5.463G | 52 | 5.459G |
| 53 | 5.469G | 54 | 5.417G | 55 | 5.525G | 56 | 5.555G |
| 57 | 5.493G | 58 | 5.371G | 59 | 5.516G | 60 | 5.663G |
| 61 | 5.347G | 62 | 5.288G | 63 | 5.580G | 64 | 5.350G |
| 65 | 5.378G | 66 | 5.700G | 67 | 5.597G | 68 | 5.324G |
| 69 | 5.458G | 70 | 5.471G | 71 | 5.538G | 72 | 5.599G |
| 73 | 5.426G | 74 | 5.310G | 75 | 5.688G | 76 | 5.333G |
| 77 | 5.475G | 78 | 5.258G | 79 | 5.419G | 80 | 5.701G |
| 81 | 5.600G | 82 | 5.590G | 83 | 5.690G | 84 | 5.528G |
| 85 | 5.362G | 86 | 5.342G | 87 | 5.502G | 88 | 5.414G |
| 89 | 5.457G | 90 | 5.297G | 91 | 5.357G | 92 | 5.509G |
| 93 | 5.274G | 94 | 5.451G | 95 | 5.328G | 96 | 5.539G |
| 97 | 5.596G | 98 | 5.479G | 99 | 5.474G | 100 | 5.284G |

| Hopping Frequency Sequence Name: HOP_FREQ_SEQ_14 | | | | | | | |
|---|---|---|---|---|---|---|---|
| SEQ# | Frequency (Hz) | SEQ# | Frequency (Hz) | SEQ# | Frequency (Hz) | SEQ# | Frequency (Hz) |
| 1 | 5.284G | 2 | 5.688G | 3 | 5.520G | 4 | 5.344G |
| 5 | 5.339G | 6 | 5.657G | 7 | 5.545G | 8 | 5.607G |
| 9 | 5.538G | 10 | 5.297G | 11 | 5.658G | 12 | 5.600G |
| 13 | 5.460G | 14 | 5.285G | 15 | 5.398G | 16 | 5.264G |
| 17 | 5.303G | 18 | 5.465G | 19 | 5.708G | 20 | 5.443G |
| 21 | 5.421G | 22 | 5.630G | 23 | 5.386G | 24 | 5.357G |
| 25 | 5.723G | 26 | 5.684G | 27 | 5.483G | 28 | 5.551G |
| 29 | 5.529G | 30 | 5.275G | 31 | 5.381G | 32 | 5.444G |
| 33 | 5.639G | 34 | 5.345G | 35 | 5.326G | 36 | 5.506G |
| 37 | 5.531G | 38 | 5.679G | 39 | 5.355G | 40 | 5.649G |
| 41 | 5.560G | 42 | 5.377G | 43 | 5.331G | 44 | 5.428G |
| 45 | 5.575G | 46 | 5.500G | 47 | 5.509G | 48 | 5.656G |
| 49 | 5.693G | 50 | 5.376G | 51 | 5.434G | 52 | 5.327G |
| 53 | 5.542G | 54 | 5.368G | 55 | 5.321G | 56 | 5.349G |
| 57 | 5.389G | 58 | 5.353G | 59 | 5.606G | 60 | 5.494G |
| 61 | 5.315G | 62 | 5.568G | 63 | 5.559G | 64 | 5.278G |
| 65 | 5.680G | 66 | 5.288G | 67 | 5.557G | 68 | 5.405G |
| 69 | 5.589G | 70 | 5.634G | 71 | 5.721G | 72 | 5.350G |
| 73 | 5.485G | 74 | 5.481G | 75 | 5.433G | 76 | 5.296G |
| 77 | 5.691G | 78 | 5.544G | 79 | 5.587G | 80 | 5.599G |
| 81 | 5.713G | 82 | 5.632G | 83 | 5.676G | 84 | 5.307G |
| 85 | 5.497G | 86 | 5.328G | 87 | 5.653G | 88 | 5.578G |
| 89 | 5.332G | 90 | 5.608G | 91 | 5.310G | 92 | 5.445G |
| 93 | 5.419G | 94 | 5.576G | 95 | 5.503G | 96 | 5.549G |
| 97 | 5.322G | 98 | 5.683G | 99 | 5.707G | 100 | 5.698G |

| Hopping Frequency Sequence Name: HOP_FREQ_SEQ_15 | | | | | | | |
|---|---|---|---|---|---|---|---|
| SEQ# | Frequency (Hz) | SEQ# | Frequency (Hz) | SEQ# | Frequency (Hz) | SEQ# | Frequency (Hz) |
| 1 | 5.522G | 2 | 5.425G | 3 | 5.421G | 4 | 5.722G |
| 5 | 5.369G | 6 | 5.553G | 7 | 5.395G | 8 | 5.265G |
| 9 | 5.669G | 10 | 5.543G | 11 | 5.266G | 12 | 5.490G |
| 13 | 5.724G | 14 | 5.250G | 15 | 5.405G | 16 | 5.579G |
| 17 | 5.520G | 18 | 5.608G | 19 | 5.686G | 20 | 5.404G |
| 21 | 5.494G | 22 | 5.560G | 23 | 5.446G | 24 | 5.367G |
| 25 | 5.545G | 26 | 5.388G | 27 | 5.350G | 28 | 5.402G |
| 29 | 5.640G | 30 | 5.286G | 31 | 5.273G | 32 | 5.680G |
| 33 | 5.256G | 34 | 5.292G | 35 | 5.308G | 36 | 5.481G |
| 37 | 5.304G | 38 | 5.600G | 39 | 5.397G | 40 | 5.299G |
| 41 | 5.386G | 42 | 5.586G | 43 | 5.602G | 44 | 5.444G |
| 45 | 5.684G | 46 | 5.505G | 47 | 5.723G | 48 | 5.613G |
| 49 | 5.532G | 50 | 5.319G | 51 | 5.595G | 52 | 5.370G |
| 53 | 5.318G | 54 | 5.314G | 55 | 5.487G | 56 | 5.531G |
| 57 | 5.604G | 58 | 5.272G | 59 | 5.572G | 60 | 5.598G |
| 61 | 5.384G | 62 | 5.591G | 63 | 5.619G | 64 | 5.695G |
| 65 | 5.372G | 66 | 5.452G | 67 | 5.443G | 68 | 5.269G |
| 69 | 5.462G | 70 | 5.568G | 71 | 5.346G | 72 | 5.422G |
| 73 | 5.257G | 74 | 5.523G | 75 | 5.671G | 76 | 5.307G |
| 77 | 5.361G | 78 | 5.416G | 79 | 5.433G | 80 | 5.617G |
| 81 | 5.398G | 82 | 5.351G | 83 | 5.485G | 84 | 5.650G |
| 85 | 5.347G | 86 | 5.334G | 87 | 5.442G | 88 | 5.276G |
| 89 | 5.392G | 90 | 5.360G | 91 | 5.456G | 92 | 5.468G |
| 93 | 5.309G | 94 | 5.328G | 95 | 5.497G | 96 | 5.337G |
| 97 | 5.294G | 98 | 5.261G | 99 | 5.557G | 100 | 5.665G |

| Hopping Frequency Sequence Name: HOP_FREQ_SEQ_16 | | | | | | | |
|---|---|---|---|---|---|---|---|
| SEQ# | Frequency (Hz) | SEQ# | Frequency (Hz) | SEQ# | Frequency (Hz) | SEQ# | Frequency (Hz) |
| 1 | 5.587G | 2 | 5.395G | 3 | 5.533G | 4 | 5.319G |
| 5 | 5.473G | 6 | 5.361G | 7 | 5.697G | 8 | 5.549G |
| 9 | 5.680G | 10 | 5.507G | 11 | 5.526G | 12 | 5.374G |
| 13 | 5.377G | 14 | 5.723G | 15 | 5.444G | 16 | 5.457G |
| 17 | 5.347G | 18 | 5.517G | 19 | 5.313G | 20 | 5.412G |
| 21 | 5.720G | 22 | 5.719G | 23 | 5.380G | 24 | 5.410G |
| 25 | 5.692G | 26 | 5.323G | 27 | 5.466G | 28 | 5.506G |
| 29 | 5.386G | 30 | 5.286G | 31 | 5.643G | 32 | 5.681G |
| 33 | 5.370G | 34 | 5.333G | 35 | 5.476G | 36 | 5.498G |
| 37 | 5.655G | 38 | 5.368G | 39 | 5.612G | 40 | 5.254G |
| 41 | 5.602G | 42 | 5.627G | 43 | 5.335G | 44 | 5.404G |
| 45 | 5.718G | 46 | 5.656G | 47 | 5.667G | 48 | 5.431G |
| 49 | 5.686G | 50 | 5.651G | 51 | 5.585G | 52 | 5.649G |
| 53 | 5.265G | 54 | 5.474G | 55 | 5.268G | 56 | 5.631G |
| 57 | 5.376G | 58 | 5.260G | 59 | 5.488G | 60 | 5.521G |
| 61 | 5.672G | 62 | 5.618G | 63 | 5.403G | 64 | 5.610G |
| 65 | 5.315G | 66 | 5.556G | 67 | 5.659G | 68 | 5.420G |
| 69 | 5.596G | 70 | 5.270G | 71 | 5.324G | 72 | 5.546G |
| 73 | 5.358G | 74 | 5.675G | 75 | 5.295G | 76 | 5.568G |
| 77 | 5.281G | 78 | 5.630G | 79 | 5.499G | 80 | 5.263G |
| 81 | 5.325G | 82 | 5.541G | 83 | 5.490G | 84 | 5.371G |
| 85 | 5.634G | 86 | 5.464G | 87 | 5.352G | 88 | 5.326G |
| 89 | 5.330G | 90 | 5.606G | 91 | 5.711G | 92 | 5.381G |
| 93 | 5.580G | 94 | 5.280G | 95 | 5.554G | 96 | 5.362G |
| 97 | 5.626G | 98 | 5.510G | 99 | 5.716G | 100 | 5.441G |

| Hopping Frequency Sequence Name: HOP_FREQ_SEQ_17 | | | | | | | |
|---|---|---|---|---|---|---|---|
| SEQ# | Frequency (Hz) | SEQ# | Frequency (Hz) | SEQ# | Frequency (Hz) | SEQ# | Frequency (Hz) |
| 1 | 5.293G | 2 | 5.283G | 3 | 5.433G | 4 | 5.556G |
| 5 | 5.494G | 6 | 5.344G | 7 | 5.320G | 8 | 5.656G |
| 9 | 5.405G | 10 | 5.606G | 11 | 5.323G | 12 | 5.358G |
| 13 | 5.274G | 14 | 5.521G | 15 | 5.434G | 16 | 5.546G |
| 17 | 5.644G | 18 | 5.487G | 19 | 5.313G | 20 | 5.676G |
| 21 | 5.609G | 22 | 5.297G | 23 | 5.565G | 24 | 5.377G |
| 25 | 5.288G | 26 | 5.397G | 27 | 5.470G | 28 | 5.299G |
| 29 | 5.645G | 30 | 5.292G | 31 | 5.667G | 32 | 5.473G |
| 33 | 5.615G | 34 | 5.513G | 35 | 5.558G | 36 | 5.447G |
| 37 | 5.549G | 38 | 5.362G | 39 | 5.365G | 40 | 5.465G |
| 41 | 5.483G | 42 | 5.370G | 43 | 5.361G | 44 | 5.702G |
| 45 | 5.369G | 46 | 5.723G | 47 | 5.328G | 48 | 5.278G |
| 49 | 5.311G | 50 | 5.539G | 51 | 5.419G | 52 | 5.554G |
| 53 | 5.262G | 54 | 5.379G | 55 | 5.713G | 56 | 5.493G |
| 57 | 5.294G | 58 | 5.603G | 59 | 5.304G | 60 | 5.340G |
| 61 | 5.614G | 62 | 5.350G | 63 | 5.551G | 64 | 5.626G |
| 65 | 5.295G | 66 | 5.671G | 67 | 5.336G | 68 | 5.694G |
| 69 | 5.621G | 70 | 5.540G | 71 | 5.648G | 72 | 5.391G |
| 73 | 5.373G | 74 | 5.682G | 75 | 5.463G | 76 | 5.672G |
| 77 | 5.559G | 78 | 5.477G | 79 | 5.518G | 80 | 5.607G |
| 81 | 5.647G | 82 | 5.442G | 83 | 5.720G | 84 | 5.590G |
| 85 | 5.403G | 86 | 5.580G | 87 | 5.591G | 88 | 5.637G |
| 89 | 5.506G | 90 | 5.411G | 91 | 5.587G | 92 | 5.543G |
| 93 | 5.601G | 94 | 5.455G | 95 | 5.697G | 96 | 5.668G |
| 97 | 5.695G | 98 | 5.271G | 99 | 5.430G | 100 | 5.514G |

| Hopping Frequency Sequence Name: HOP_FREQ_SEQ_18 | | | | | | | |
|---|---|---|---|---|---|---|---|
| SEQ# | Frequency (Hz) | SEQ# | Frequency (Hz) | SEQ# | Frequency (Hz) | SEQ# | Frequency (Hz) |
| 1 | 5.715G | 2 | 5.594G | 3 | 5.450G | 4 | 5.473G |
| 5 | 5.287G | 6 | 5.338G | 7 | 5.346G | 8 | 5.288G |
| 9 | 5.542G | 10 | 5.306G | 11 | 5.333G | 12 | 5.472G |
| 13 | 5.490G | 14 | 5.551G | 15 | 5.644G | 16 | 5.651G |
| 17 | 5.618G | 18 | 5.434G | 19 | 5.691G | 20 | 5.666G |
| 21 | 5.648G | 22 | 5.558G | 23 | 5.397G | 24 | 5.316G |
| 25 | 5.602G | 26 | 5.545G | 27 | 5.336G | 28 | 5.701G |
| 29 | 5.401G | 30 | 5.582G | 31 | 5.576G | 32 | 5.429G |
| 33 | 5.367G | 34 | 5.527G | 35 | 5.344G | 36 | 5.286G |
| 37 | 5.304G | 38 | 5.660G | 39 | 5.687G | 40 | 5.631G |
| 41 | 5.622G | 42 | 5.677G | 43 | 5.383G | 44 | 5.296G |
| 45 | 5.619G | 46 | 5.503G | 47 | 5.708G | 48 | 5.482G |
| 49 | 5.624G | 50 | 5.599G | 51 | 5.667G | 52 | 5.298G |
| 53 | 5.414G | 54 | 5.349G | 55 | 5.548G | 56 | 5.615G |
| 57 | 5.568G | 58 | 5.424G | 59 | 5.720G | 60 | 5.271G |
| 61 | 5.369G | 62 | 5.559G | 63 | 5.276G | 64 | 5.356G |
| 65 | 5.256G | 66 | 5.681G | 67 | 5.540G | 68 | 5.263G |
| 69 | 5.275G | 70 | 5.629G | 71 | 5.303G | 72 | 5.433G |
| 73 | 5.481G | 74 | 5.523G | 75 | 5.285G | 76 | 5.407G |
| 77 | 5.378G | 78 | 5.512G | 79 | 5.650G | 80 | 5.278G |
| 81 | 5.446G | 82 | 5.546G | 83 | 5.486G | 84 | 5.564G |
| 85 | 5.613G | 86 | 5.390G | 87 | 5.348G | 88 | 5.468G |
| 89 | 5.565G | 90 | 5.518G | 91 | 5.600G | 92 | 5.311G |
| 93 | 5.506G | 94 | 5.484G | 95 | 5.438G | 96 | 5.381G |
| 97 | 5.553G | 98 | 5.364G | 99 | 5.423G | 100 | 5.343G |

| Hopping Frequency Sequence Name: HOP_FREQ_SEQ_19 | | | | | | | |
|---|---|---|---|---|---|---|---|
| SEQ# | Frequency (Hz) | SEQ# | Frequency (Hz) | SEQ# | Frequency (Hz) | SEQ# | Frequency (Hz) |
| 1 | 5.666G | 2 | 5.487G | 3 | 5.470G | 4 | 5.359G |
| 5 | 5.338G | 6 | 5.472G | 7 | 5.390G | 8 | 5.708G |
| 9 | 5.589G | 10 | 5.366G | 11 | 5.485G | 12 | 5.519G |
| 13 | 5.337G | 14 | 5.659G | 15 | 5.501G | 16 | 5.405G |
| 17 | 5.295G | 18 | 5.369G | 19 | 5.284G | 20 | 5.425G |
| 21 | 5.661G | 22 | 5.447G | 23 | 5.483G | 24 | 5.267G |
| 25 | 5.285G | 26 | 5.549G | 27 | 5.306G | 28 | 5.473G |
| 29 | 5.637G | 30 | 5.578G | 31 | 5.513G | 32 | 5.605G |
| 33 | 5.623G | 34 | 5.573G | 35 | 5.536G | 36 | 5.663G |
| 37 | 5.511G | 38 | 5.479G | 39 | 5.611G | 40 | 5.510G |
| 41 | 5.403G | 42 | 5.301G | 43 | 5.711G | 44 | 5.706G |
| 45 | 5.259G | 46 | 5.554G | 47 | 5.494G | 48 | 5.254G |
| 49 | 5.250G | 50 | 5.497G | 51 | 5.291G | 52 | 5.543G |
| 53 | 5.495G | 54 | 5.376G | 55 | 5.481G | 56 | 5.325G |
| 57 | 5.506G | 58 | 5.697G | 59 | 5.340G | 60 | 5.378G |
| 61 | 5.579G | 62 | 5.558G | 63 | 5.664G | 64 | 5.364G |
| 65 | 5.290G | 66 | 5.467G | 67 | 5.446G | 68 | 5.417G |
| 69 | 5.684G | 70 | 5.700G | 71 | 5.408G | 72 | 5.545G |
| 73 | 5.316G | 74 | 5.305G | 75 | 5.616G | 76 | 5.329G |
| 77 | 5.255G | 78 | 5.601G | 79 | 5.455G | 80 | 5.486G |
| 81 | 5.478G | 82 | 5.383G | 83 | 5.450G | 84 | 5.358G |
| 85 | 5.678G | 86 | 5.407G | 87 | 5.514G | 88 | 5.718G |
| 89 | 5.331G | 90 | 5.468G | 91 | 5.698G | 92 | 5.507G |
| 93 | 5.312G | 94 | 5.719G | 95 | 5.372G | 96 | 5.570G |
| 97 | 5.271G | 98 | 5.528G | 99 | 5.582G | 100 | 5.644G |

| Hopping Frequency Sequence Name: HOP_FREQ_SEQ_20 | | | | | | | |
|---|---|---|---|---|---|---|---|
| SEQ# | Frequency (Hz) | SEQ# | Frequency (Hz) | SEQ# | Frequency (Hz) | SEQ# | Frequency (Hz) |
| 1 | 5.388G | 2 | 5.645G | 3 | 5.618G | 4 | 5.275G |
| 5 | 5.406G | 6 | 5.363G | 7 | 5.279G | 8 | 5.639G |
| 9 | 5.665G | 10 | 5.617G | 11 | 5.579G | 12 | 5.691G |
| 13 | 5.295G | 14 | 5.602G | 15 | 5.372G | 16 | 5.484G |
| 17 | 5.516G | 18 | 5.345G | 19 | 5.649G | 20 | 5.597G |
| 21 | 5.394G | 22 | 5.404G | 23 | 5.487G | 24 | 5.483G |
| 25 | 5.543G | 26 | 5.722G | 27 | 5.574G | 28 | 5.353G |
| 29 | 5.528G | 30 | 5.522G | 31 | 5.401G | 32 | 5.467G |
| 33 | 5.325G | 34 | 5.585G | 35 | 5.277G | 36 | 5.264G |
| 37 | 5.525G | 38 | 5.586G | 39 | 5.430G | 40 | 5.350G |
| 41 | 5.445G | 42 | 5.635G | 43 | 5.675G | 44 | 5.285G |
| 45 | 5.674G | 46 | 5.307G | 47 | 5.328G | 48 | 5.338G |
| 49 | 5.286G | 50 | 5.540G | 51 | 5.657G | 52 | 5.313G |
| 53 | 5.546G | 54 | 5.370G | 55 | 5.358G | 56 | 5.611G |
| 57 | 5.495G | 58 | 5.410G | 59 | 5.268G | 60 | 5.640G |
| 61 | 5.311G | 62 | 5.513G | 63 | 5.584G | 64 | 5.562G |
| 65 | 5.518G | 66 | 5.572G | 67 | 5.456G | 68 | 5.680G |
| 69 | 5.461G | 70 | 5.348G | 71 | 5.505G | 72 | 5.340G |
| 73 | 5.409G | 74 | 5.699G | 75 | 5.362G | 76 | 5.714G |
| 77 | 5.706G | 78 | 5.684G | 79 | 5.431G | 80 | 5.463G |
| 81 | 5.288G | 82 | 5.418G | 83 | 5.374G | 84 | 5.270G |
| 85 | 5.571G | 86 | 5.414G | 87 | 5.266G | 88 | 5.322G |
| 89 | 5.547G | 90 | 5.272G | 91 | 5.710G | 92 | 5.327G |
| 93 | 5.331G | 94 | 5.282G | 95 | 5.403G | 96 | 5.560G |
| 97 | 5.342G | 98 | 5.321G | 99 | 5.701G | 100 | 5.504G |

| Hopping Frequency Sequence Name: HOP_FREQ_SEQ_21 | | | | | | | |
|---|---|---|---|---|---|---|---|
| SEQ# | Frequency (Hz) | SEQ# | Frequency (Hz) | SEQ# | Frequency (Hz) | SEQ# | Frequency (Hz) |
| 1 | 5.637G | 2 | 5.337G | 3 | 5.452G | 4 | 5.302G |
| 5 | 5.278G | 6 | 5.606G | 7 | 5.696G | 8 | 5.579G |
| 9 | 5.363G | 10 | 5.285G | 11 | 5.275G | 12 | 5.484G |
| 13 | 5.427G | 14 | 5.468G | 15 | 5.309G | 16 | 5.607G |
| 17 | 5.494G | 18 | 5.684G | 19 | 5.272G | 20 | 5.697G |
| 21 | 5.447G | 22 | 5.367G | 23 | 5.338G | 24 | 5.504G |
| 25 | 5.465G | 26 | 5.381G | 27 | 5.368G | 28 | 5.471G |
| 29 | 5.310G | 30 | 5.455G | 31 | 5.553G | 32 | 5.626G |
| 33 | 5.457G | 34 | 5.420G | 35 | 5.362G | 36 | 5.621G |
| 37 | 5.700G | 38 | 5.599G | 39 | 5.653G | 40 | 5.615G |
| 41 | 5.402G | 42 | 5.379G | 43 | 5.490G | 44 | 5.715G |
| 45 | 5.695G | 46 | 5.595G | 47 | 5.421G | 48 | 5.609G |
| 49 | 5.664G | 50 | 5.642G | 51 | 5.628G | 52 | 5.674G |
| 53 | 5.507G | 54 | 5.617G | 55 | 5.656G | 56 | 5.493G |
| 57 | 5.266G | 58 | 5.714G | 59 | 5.319G | 60 | 5.441G |
| 61 | 5.478G | 62 | 5.444G | 63 | 5.474G | 64 | 5.575G |
| 65 | 5.294G | 66 | 5.282G | 67 | 5.328G | 68 | 5.462G |
| 69 | 5.289G | 70 | 5.724G | 71 | 5.454G | 72 | 5.306G |
| 73 | 5.380G | 74 | 5.332G | 75 | 5.677G | 76 | 5.374G |
| 77 | 5.712G | 78 | 5.387G | 79 | 5.472G | 80 | 5.542G |
| 81 | 5.533G | 82 | 5.426G | 83 | 5.254G | 84 | 5.669G |
| 85 | 5.271G | 86 | 5.577G | 87 | 5.502G | 88 | 5.403G |
| 89 | 5.543G | 90 | 5.571G | 91 | 5.513G | 92 | 5.479G |
| 93 | 5.601G | 94 | 5.482G | 95 | 5.428G | 96 | 5.614G |
| 97 | 5.336G | 98 | 5.372G | 99 | 5.600G | 100 | 5.470G |

| Hopping Frequency Sequence Name: HOP_FREQ_SEQ_22 | | | | | | | |
|---|---|---|---|---|---|---|---|
| SEQ# | Frequency (Hz) | SEQ# | Frequency (Hz) | SEQ# | Frequency (Hz) | SEQ# | Frequency (Hz) |
| 1 | 5.335G | 2 | 5.570G | 3 | 5.334G | 4 | 5.433G |
| 5 | 5.464G | 6 | 5.451G | 7 | 5.687G | 8 | 5.586G |
| 9 | 5.254G | 10 | 5.634G | 11 | 5.438G | 12 | 5.722G |
| 13 | 5.386G | 14 | 5.607G | 15 | 5.290G | 16 | 5.262G |
| 17 | 5.515G | 18 | 5.441G | 19 | 5.636G | 20 | 5.270G |
| 21 | 5.256G | 22 | 5.279G | 23 | 5.620G | 24 | 5.447G |
| 25 | 5.471G | 26 | 5.417G | 27 | 5.473G | 28 | 5.708G |
| 29 | 5.468G | 30 | 5.362G | 31 | 5.572G | 32 | 5.563G |
| 33 | 5.328G | 34 | 5.601G | 35 | 5.541G | 36 | 5.629G |
| 37 | 5.393G | 38 | 5.667G | 39 | 5.531G | 40 | 5.313G |
| 41 | 5.633G | 42 | 5.403G | 43 | 5.613G | 44 | 5.553G |
| 45 | 5.465G | 46 | 5.716G | 47 | 5.329G | 48 | 5.356G |
| 49 | 5.320G | 50 | 5.391G | 51 | 5.255G | 52 | 5.276G |
| 53 | 5.324G | 54 | 5.271G | 55 | 5.500G | 56 | 5.646G |
| 57 | 5.404G | 58 | 5.265G | 59 | 5.671G | 60 | 5.616G |
| 61 | 5.371G | 62 | 5.606G | 63 | 5.477G | 64 | 5.467G |
| 65 | 5.561G | 66 | 5.359G | 67 | 5.603G | 68 | 5.407G |
| 69 | 5.426G | 70 | 5.715G | 71 | 5.663G | 72 | 5.680G |
| 73 | 5.463G | 74 | 5.274G | 75 | 5.567G | 76 | 5.721G |
| 77 | 5.678G | 78 | 5.657G | 79 | 5.443G | 80 | 5.338G |
| 81 | 5.293G | 82 | 5.325G | 83 | 5.724G | 84 | 5.402G |
| 85 | 5.581G | 86 | 5.478G | 87 | 5.507G | 88 | 5.669G |
| 89 | 5.409G | 90 | 5.495G | 91 | 5.627G | 92 | 5.519G |
| 93 | 5.508G | 94 | 5.322G | 95 | 5.373G | 96 | 5.382G |
| 97 | 5.530G | 98 | 5.589G | 99 | 5.587G | 100 | 5.580G |

| Hopping Frequency Sequence Name: HOP_FREQ_SEQ_23 | | | | | | | |
|---|---|---|---|---|---|---|---|
| SEQ# | Frequency (Hz) | SEQ# | Frequency (Hz) | SEQ# | Frequency (Hz) | SEQ# | Frequency (Hz) |
| 1 | 5.295G | 2 | 5.251G | 3 | 5.536G | 4 | 5.257G |
| 5 | 5.694G | 6 | 5.615G | 7 | 5.373G | 8 | 5.529G |
| 9 | 5.255G | 10 | 5.542G | 11 | 5.604G | 12 | 5.280G |
| 13 | 5.288G | 14 | 5.479G | 15 | 5.706G | 16 | 5.600G |
| 17 | 5.420G | 18 | 5.640G | 19 | 5.256G | 20 | 5.260G |
| 21 | 5.605G | 22 | 5.349G | 23 | 5.466G | 24 | 5.576G |
| 25 | 5.310G | 26 | 5.696G | 27 | 5.658G | 28 | 5.284G |
| 29 | 5.286G | 30 | 5.651G | 31 | 5.324G | 32 | 5.570G |
| 33 | 5.627G | 34 | 5.610G | 35 | 5.541G | 36 | 5.505G |
| 37 | 5.527G | 38 | 5.481G | 39 | 5.270G | 40 | 5.301G |
| 41 | 5.667G | 42 | 5.516G | 43 | 5.409G | 44 | 5.299G |
| 45 | 5.348G | 46 | 5.482G | 47 | 5.617G | 48 | 5.586G |
| 49 | 5.442G | 50 | 5.297G | 51 | 5.470G | 52 | 5.296G |
| 53 | 5.417G | 54 | 5.282G | 55 | 5.671G | 56 | 5.676G |
| 57 | 5.506G | 58 | 5.421G | 59 | 5.438G | 60 | 5.345G |
| 61 | 5.402G | 62 | 5.350G | 63 | 5.483G | 64 | 5.577G |
| 65 | 5.573G | 66 | 5.537G | 67 | 5.635G | 68 | 5.426G |
| 69 | 5.278G | 70 | 5.303G | 71 | 5.276G | 72 | 5.591G |
| 73 | 5.686G | 74 | 5.568G | 75 | 5.559G | 76 | 5.712G |
| 77 | 5.621G | 78 | 5.414G | 79 | 5.669G | 80 | 5.398G |
| 81 | 5.630G | 82 | 5.521G | 83 | 5.662G | 84 | 5.619G |
| 85 | 5.262G | 86 | 5.578G | 87 | 5.335G | 88 | 5.401G |
| 89 | 5.645G | 90 | 5.312G | 91 | 5.546G | 92 | 5.292G |
| 93 | 5.654G | 94 | 5.663G | 95 | 5.557G | 96 | 5.628G |
| 97 | 5.504G | 98 | 5.305G | 99 | 5.632G | 100 | 5.624G |

| Hopping Frequency Sequence Name: HOP_FREQ_SEQ_24 | | | | | | | |
|---|---|---|---|---|---|---|---|
| SEQ# | Frequency (Hz) | SEQ# | Frequency (Hz) | SEQ# | Frequency (Hz) | SEQ# | Frequency (Hz) |
| 1 | 5.471G | 2 | 5.508G | 3 | 5.494G | 4 | 5.442G |
| 5 | 5.648G | 6 | 5.621G | 7 | 5.433G | 8 | 5.405G |
| 9 | 5.339G | 10 | 5.302G | 11 | 5.546G | 12 | 5.502G |
| 13 | 5.268G | 14 | 5.607G | 15 | 5.673G | 16 | 5.406G |
| 17 | 5.669G | 18 | 5.307G | 19 | 5.453G | 20 | 5.670G |
| 21 | 5.274G | 22 | 5.570G | 23 | 5.636G | 24 | 5.484G |
| 25 | 5.599G | 26 | 5.458G | 27 | 5.294G | 28 | 5.595G |
| 29 | 5.308G | 30 | 5.606G | 31 | 5.556G | 32 | 5.402G |
| 33 | 5.392G | 34 | 5.626G | 35 | 5.603G | 36 | 5.416G |
| 37 | 5.645G | 38 | 5.709G | 39 | 5.665G | 40 | 5.407G |
| 41 | 5.290G | 42 | 5.298G | 43 | 5.628G | 44 | 5.314G |
| 45 | 5.363G | 46 | 5.366G | 47 | 5.557G | 48 | 5.321G |
| 49 | 5.722G | 50 | 5.525G | 51 | 5.351G | 52 | 5.390G |
| 53 | 5.309G | 54 | 5.614G | 55 | 5.464G | 56 | 5.281G |
| 57 | 5.639G | 58 | 5.293G | 59 | 5.424G | 60 | 5.413G |
| 61 | 5.332G | 62 | 5.478G | 63 | 5.305G | 64 | 5.398G |
| 65 | 5.619G | 66 | 5.507G | 67 | 5.642G | 68 | 5.299G |
| 69 | 5.488G | 70 | 5.480G | 71 | 5.396G | 72 | 5.682G |
| 73 | 5.450G | 74 | 5.592G | 75 | 5.403G | 76 | 5.374G |
| 77 | 5.538G | 78 | 5.287G | 79 | 5.282G | 80 | 5.537G |
| 81 | 5.710G | 82 | 5.641G | 83 | 5.615G | 84 | 5.358G |
| 85 | 5.613G | 86 | 5.438G | 87 | 5.346G | 88 | 5.386G |
| 89 | 5.680G | 90 | 5.255G | 91 | 5.486G | 92 | 5.379G |
| 93 | 5.304G | 94 | 5.320G | 95 | 5.446G | 96 | 5.720G |
| 97 | 5.503G | 98 | 5.690G | 99 | 5.269G | 100 | 5.306G |

| Hopping Frequency Sequence Name: HOP_FREQ_SEQ_25 | | | | | | | |
|---|---|---|---|---|---|---|---|
| SEQ# | Frequency (Hz) | SEQ# | Frequency (Hz) | SEQ# | Frequency (Hz) | SEQ# | Frequency (Hz) |
| 1 | 5.545G | 2 | 5.281G | 3 | 5.677G | 4 | 5.635G |
| 5 | 5.287G | 6 | 5.663G | 7 | 5.632G | 8 | 5.290G |
| 9 | 5.395G | 10 | 5.614G | 11 | 5.260G | 12 | 5.396G |
| 13 | 5.646G | 14 | 5.538G | 15 | 5.390G | 16 | 5.611G |
| 17 | 5.402G | 18 | 5.647G | 19 | 5.561G | 20 | 5.397G |
| 21 | 5.373G | 22 | 5.444G | 23 | 5.315G | 24 | 5.300G |
| 25 | 5.501G | 26 | 5.407G | 27 | 5.670G | 28 | 5.514G |
| 29 | 5.448G | 30 | 5.343G | 31 | 5.294G | 32 | 5.382G |
| 33 | 5.580G | 34 | 5.606G | 35 | 5.261G | 36 | 5.329G |
| 37 | 5.334G | 38 | 5.527G | 39 | 5.480G | 40 | 5.666G |
| 41 | 5.276G | 42 | 5.422G | 43 | 5.301G | 44 | 5.639G |
| 45 | 5.661G | 46 | 5.684G | 47 | 5.616G | 48 | 5.369G |
| 49 | 5.385G | 50 | 5.317G | 51 | 5.590G | 52 | 5.253G |
| 53 | 5.689G | 54 | 5.375G | 55 | 5.714G | 56 | 5.693G |
| 57 | 5.496G | 58 | 5.596G | 59 | 5.583G | 60 | 5.529G |
| 61 | 5.340G | 62 | 5.477G | 63 | 5.723G | 64 | 5.656G |
| 65 | 5.252G | 66 | 5.662G | 67 | 5.629G | 68 | 5.622G |
| 69 | 5.335G | 70 | 5.592G | 71 | 5.360G | 72 | 5.333G |
| 73 | 5.391G | 74 | 5.603G | 75 | 5.374G | 76 | 5.665G |
| 77 | 5.420G | 78 | 5.681G | 79 | 5.674G | 80 | 5.368G |
| 81 | 5.324G | 82 | 5.312G | 83 | 5.468G | 84 | 5.319G |
| 85 | 5.559G | 86 | 5.518G | 87 | 5.367G | 88 | 5.275G |
| 89 | 5.709G | 90 | 5.262G | 91 | 5.692G | 92 | 5.582G |
| 93 | 5.584G | 94 | 5.473G | 95 | 5.282G | 96 | 5.331G |
| 97 | 5.298G | 98 | 5.565G | 99 | 5.470G | 100 | 5.626G |

| Hopping Frequency Sequence Name: HOP_FREQ_SEQ_26 | | | | | | | |
|---|---|---|---|---|---|---|---|
| SEQ# | Frequency (Hz) | SEQ# | Frequency (Hz) | SEQ# | Frequency (Hz) | SEQ# | Frequency (Hz) |
| 1 | 5.475G | 2 | 5.337G | 3 | 5.544G | 4 | 5.723G |
| 5 | 5.509G | 6 | 5.506G | 7 | 5.328G | 8 | 5.327G |
| 9 | 5.260G | 10 | 5.716G | 11 | 5.542G | 12 | 5.256G |
| 13 | 5.441G | 14 | 5.349G | 15 | 5.634G | 16 | 5.680G |
| 17 | 5.545G | 18 | 5.661G | 19 | 5.469G | 20 | 5.704G |
| 21 | 5.478G | 22 | 5.446G | 23 | 5.393G | 24 | 5.521G |
| 25 | 5.400G | 26 | 5.306G | 27 | 5.295G | 28 | 5.280G |
| 29 | 5.367G | 30 | 5.557G | 31 | 5.681G | 32 | 5.471G |
| 33 | 5.573G | 34 | 5.637G | 35 | 5.554G | 36 | 5.444G |
| 37 | 5.292G | 38 | 5.552G | 39 | 5.413G | 40 | 5.588G |
| 41 | 5.252G | 42 | 5.447G | 43 | 5.496G | 44 | 5.582G |
| 45 | 5.502G | 46 | 5.373G | 47 | 5.311G | 48 | 5.415G |
| 49 | 5.354G | 50 | 5.412G | 51 | 5.418G | 52 | 5.685G |
| 53 | 5.267G | 54 | 5.483G | 55 | 5.334G | 56 | 5.626G |
| 57 | 5.368G | 58 | 5.600G | 59 | 5.307G | 60 | 5.498G |
| 61 | 5.428G | 62 | 5.341G | 63 | 5.693G | 64 | 5.569G |
| 65 | 5.495G | 66 | 5.647G | 67 | 5.266G | 68 | 5.481G |
| 69 | 5.624G | 70 | 5.477G | 71 | 5.399G | 72 | 5.422G |
| 73 | 5.452G | 74 | 5.689G | 75 | 5.282G | 76 | 5.296G |
| 77 | 5.344G | 78 | 5.333G | 79 | 5.301G | 80 | 5.595G |
| 81 | 5.503G | 82 | 5.501G | 83 | 5.277G | 84 | 5.358G |
| 85 | 5.253G | 86 | 5.419G | 87 | 5.593G | 88 | 5.456G |
| 89 | 5.673G | 90 | 5.629G | 91 | 5.656G | 92 | 5.671G |
| 93 | 5.375G | 94 | 5.650G | 95 | 5.459G | 96 | 5.678G |
| 97 | 5.635G | 98 | 5.615G | 99 | 5.434G | 100 | 5.575G |

| Hopping Frequency Sequence Name: HOP_FREQ_SEQ_27 | | | | | | | |
|---|---|---|---|---|---|---|---|
| SEQ# | Frequency (Hz) | SEQ# | Frequency (Hz) | SEQ# | Frequency (Hz) | SEQ# | Frequency (Hz) |
| 1 | 5.289G | 2 | 5.560G | 3 | 5.603G | 4 | 5.697G |
| 5 | 5.449G | 6 | 5.529G | 7 | 5.462G | 8 | 5.262G |
| 9 | 5.570G | 10 | 5.701G | 11 | 5.340G | 12 | 5.274G |
| 13 | 5.651G | 14 | 5.673G | 15 | 5.536G | 16 | 5.712G |
| 17 | 5.411G | 18 | 5.566G | 19 | 5.686G | 20 | 5.376G |
| 21 | 5.717G | 22 | 5.531G | 23 | 5.692G | 24 | 5.295G |
| 25 | 5.611G | 26 | 5.719G | 27 | 5.661G | 28 | 5.667G |
| 29 | 5.311G | 30 | 5.470G | 31 | 5.287G | 32 | 5.561G |
| 33 | 5.316G | 34 | 5.517G | 35 | 5.286G | 36 | 5.604G |
| 37 | 5.556G | 38 | 5.398G | 39 | 5.446G | 40 | 5.350G |
| 41 | 5.282G | 42 | 5.380G | 43 | 5.549G | 44 | 5.480G |
| 45 | 5.522G | 46 | 5.408G | 47 | 5.623G | 48 | 5.416G |
| 49 | 5.263G | 50 | 5.352G | 51 | 5.621G | 52 | 5.674G |
| 53 | 5.714G | 54 | 5.644G | 55 | 5.665G | 56 | 5.412G |
| 57 | 5.305G | 58 | 5.315G | 59 | 5.710G | 60 | 5.251G |
| 61 | 5.471G | 62 | 5.302G | 63 | 5.357G | 64 | 5.575G |
| 65 | 5.432G | 66 | 5.630G | 67 | 5.456G | 68 | 5.720G |
| 69 | 5.707G | 70 | 5.513G | 71 | 5.303G | 72 | 5.330G |
| 73 | 5.482G | 74 | 5.296G | 75 | 5.595G | 76 | 5.457G |
| 77 | 5.297G | 78 | 5.371G | 79 | 5.632G | 80 | 5.643G |
| 81 | 5.540G | 82 | 5.687G | 83 | 5.310G | 84 | 5.684G |
| 85 | 5.721G | 86 | 5.658G | 87 | 5.465G | 88 | 5.341G |
| 89 | 5.553G | 90 | 5.506G | 91 | 5.563G | 92 | 5.463G |
| 93 | 5.691G | 94 | 5.417G | 95 | 5.481G | 96 | 5.472G |
| 97 | 5.581G | 98 | 5.500G | 99 | 5.304G | 100 | 5.568G |

| Hopping Frequency Sequence Name: HOP_FREQ_SEQ_28 | | | | | | | |
|---|---|---|---|---|---|---|---|
| SEQ# | Frequency (Hz) | SEQ# | Frequency (Hz) | SEQ# | Frequency (Hz) | SEQ# | Frequency (Hz) |
| 1 | 5.388G | 2 | 5.252G | 3 | 5.315G | 4 | 5.290G |
| 5 | 5.590G | 6 | 5.638G | 7 | 5.636G | 8 | 5.550G |
| 9 | 5.335G | 10 | 5.642G | 11 | 5.254G | 12 | 5.566G |
| 13 | 5.549G | 14 | 5.640G | 15 | 5.279G | 16 | 5.499G |
| 17 | 5.649G | 18 | 5.267G | 19 | 5.491G | 20 | 5.587G |
| 21 | 5.712G | 22 | 5.309G | 23 | 5.393G | 24 | 5.260G |
| 25 | 5.416G | 26 | 5.271G | 27 | 5.293G | 28 | 5.366G |
| 29 | 5.596G | 30 | 5.446G | 31 | 5.594G | 32 | 5.624G |
| 33 | 5.438G | 34 | 5.343G | 35 | 5.319G | 36 | 5.313G |
| 37 | 5.310G | 38 | 5.341G | 39 | 5.650G | 40 | 5.263G |
| 41 | 5.560G | 42 | 5.403G | 43 | 5.580G | 44 | 5.508G |
| 45 | 5.265G | 46 | 5.272G | 47 | 5.684G | 48 | 5.479G |
| 49 | 5.456G | 50 | 5.701G | 51 | 5.277G | 52 | 5.620G |
| 53 | 5.588G | 54 | 5.289G | 55 | 5.258G | 56 | 5.611G |
| 57 | 5.327G | 58 | 5.300G | 59 | 5.405G | 60 | 5.564G |
| 61 | 5.628G | 62 | 5.409G | 63 | 5.670G | 64 | 5.255G |
| 65 | 5.529G | 66 | 5.497G | 67 | 5.326G | 68 | 5.496G |
| 69 | 5.711G | 70 | 5.717G | 71 | 5.357G | 72 | 5.724G |
| 73 | 5.526G | 74 | 5.618G | 75 | 5.274G | 76 | 5.441G |
| 77 | 5.678G | 78 | 5.544G | 79 | 5.614G | 80 | 5.418G |
| 81 | 5.386G | 82 | 5.721G | 83 | 5.668G | 84 | 5.379G |
| 85 | 5.463G | 86 | 5.396G | 87 | 5.664G | 88 | 5.353G |
| 89 | 5.703G | 90 | 5.298G | 91 | 5.644G | 92 | 5.307G |
| 93 | 5.509G | 94 | 5.553G | 95 | 5.681G | 96 | 5.589G |
| 97 | 5.513G | 98 | 5.547G | 99 | 5.527G | 100 | 5.295G |

| Hopping Frequency Sequence Name: HOP_FREQ_SEQ_29 | | | | | | | |
|---|---|---|---|---|---|---|---|
| SEQ# | Frequency (Hz) | SEQ# | Frequency (Hz) | SEQ# | Frequency (Hz) | SEQ# | Frequency (Hz) |
| 1 | 5.351G | 2 | 5.612G | 3 | 5.484G | 4 | 5.268G |
| 5 | 5.493G | 6 | 5.636G | 7 | 5.631G | 8 | 5.693G |
| 9 | 5.284G | 10 | 5.413G | 11 | 5.451G | 12 | 5.706G |
| 13 | 5.580G | 14 | 5.382G | 15 | 5.683G | 16 | 5.344G |
| 17 | 5.712G | 18 | 5.288G | 19 | 5.355G | 20 | 5.361G |
| 21 | 5.460G | 22 | 5.305G | 23 | 5.584G | 24 | 5.594G |
| 25 | 5.336G | 26 | 5.358G | 27 | 5.633G | 28 | 5.335G |
| 29 | 5.696G | 30 | 5.386G | 31 | 5.267G | 32 | 5.517G |
| 33 | 5.289G | 34 | 5.489G | 35 | 5.313G | 36 | 5.568G |
| 37 | 5.271G | 38 | 5.514G | 39 | 5.605G | 40 | 5.511G |
| 41 | 5.473G | 42 | 5.270G | 43 | 5.446G | 44 | 5.626G |
| 45 | 5.596G | 46 | 5.378G | 47 | 5.718G | 48 | 5.582G |
| 49 | 5.505G | 50 | 5.297G | 51 | 5.573G | 52 | 5.672G |
| 53 | 5.603G | 54 | 5.639G | 55 | 5.640G | 56 | 5.346G |
| 57 | 5.688G | 58 | 5.678G | 59 | 5.258G | 60 | 5.657G |
| 61 | 5.668G | 62 | 5.512G | 63 | 5.450G | 64 | 5.254G |
| 65 | 5.327G | 66 | 5.308G | 67 | 5.320G | 68 | 5.434G |
| 69 | 5.454G | 70 | 5.495G | 71 | 5.326G | 72 | 5.457G |
| 73 | 5.458G | 74 | 5.577G | 75 | 5.667G | 76 | 5.622G |
| 77 | 5.647G | 78 | 5.274G | 79 | 5.364G | 80 | 5.628G |
| 81 | 5.585G | 82 | 5.620G | 83 | 5.250G | 84 | 5.609G |
| 85 | 5.474G | 86 | 5.420G | 87 | 5.390G | 88 | 5.638G |
| 89 | 5.311G | 90 | 5.463G | 91 | 5.713G | 92 | 5.412G |
| 93 | 5.499G | 94 | 5.306G | 95 | 5.348G | 96 | 5.279G |
| 97 | 5.572G | 98 | 5.559G | 99 | 5.275G | 100 | 5.680G |

| Hopping Frequency Sequence Name: HOP_FREQ_SEQ_30 | | | | | | | |
|---|---|---|---|---|---|---|---|
| SEQ# | Frequency (Hz) | SEQ# | Frequency (Hz) | SEQ# | Frequency (Hz) | SEQ# | Frequency (Hz) |
| 1 | 5.673G | 2 | 5.315G | 3 | 5.496G | 4 | 5.668G |
| 5 | 5.371G | 6 | 5.565G | 7 | 5.279G | 8 | 5.577G |
| 9 | 5.487G | 10 | 5.664G | 11 | 5.641G | 12 | 5.649G |
| 13 | 5.386G | 14 | 5.545G | 15 | 5.687G | 16 | 5.393G |
| 17 | 5.455G | 18 | 5.467G | 19 | 5.480G | 20 | 5.642G |
| 21 | 5.362G | 22 | 5.602G | 23 | 5.704G | 24 | 5.499G |
| 25 | 5.260G | 26 | 5.591G | 27 | 5.357G | 28 | 5.605G |
| 29 | 5.459G | 30 | 5.403G | 31 | 5.328G | 32 | 5.586G |
| 33 | 5.651G | 34 | 5.520G | 35 | 5.684G | 36 | 5.384G |
| 37 | 5.677G | 38 | 5.601G | 39 | 5.259G | 40 | 5.251G |
| 41 | 5.502G | 42 | 5.432G | 43 | 5.346G | 44 | 5.648G |
| 45 | 5.353G | 46 | 5.612G | 47 | 5.283G | 48 | 5.718G |
| 49 | 5.321G | 50 | 5.349G | 51 | 5.369G | 52 | 5.627G |
| 53 | 5.524G | 54 | 5.708G | 55 | 5.381G | 56 | 5.274G |
| 57 | 5.544G | 58 | 5.409G | 59 | 5.611G | 60 | 5.380G |
| 61 | 5.580G | 62 | 5.498G | 63 | 5.468G | 64 | 5.257G |
| 65 | 5.584G | 66 | 5.266G | 67 | 5.509G | 68 | 5.629G |
| 69 | 5.305G | 70 | 5.324G | 71 | 5.395G | 72 | 5.676G |
| 73 | 5.533G | 74 | 5.688G | 75 | 5.449G | 76 | 5.388G |
| 77 | 5.703G | 78 | 5.603G | 79 | 5.262G | 80 | 5.686G |
| 81 | 5.394G | 82 | 5.661G | 83 | 5.450G | 84 | 5.342G |
| 85 | 5.355G | 86 | 5.483G | 87 | 5.540G | 88 | 5.538G |
| 89 | 5.401G | 90 | 5.276G | 91 | 5.526G | 92 | 5.400G |
| 93 | 5.457G | 94 | 5.654G | 95 | 5.559G | 96 | 5.377G |
| 97 | 5.513G | 98 | 5.678G | 99 | 5.549G | 100 | 5.301G |

## 9. 檢測實驗室基本資料

立德國際商品試驗有限公司桃園分公司提供產業界最佳的檢測以及諮詢服務。
本公司為 ISO/IEC 17025 認可實驗室。

如您有任何問題或建議，請與下列實驗室聯絡：

林口 EMC / RF 實驗室 ：
Tel: 886-2-26052180
Fax: 886-2-26051924

新竹 EMC / RF 及通訊實驗室 ：
Tel: 886-3-6668565
Fax: 886-3-6668323

華亞 EMC / RF / Safety 實驗室:
Tel: 886-3-3183232
Fax: 886-3-3270892

Email:service.adt@tw.bureauveritas.com
Web Site: www.bureauveritas-adt.com

您也可以在我們的網站內找到各實驗室的地圖。

**---END---**