# FCC PART 15.407
# ISEDC RSS-247, ISSUE 2, FEBRUARY 2017
# LP0002-2018

# TEST REPORT

For

## Cisco Systems Inc.

125 West Tasman Drive,
San Jose, CA 95134 USA

**FCC ID: LDKVCVER1937**
**IC: 2461N-VCVER1937**

| | |
|---|---|
| **Report Type:** Original Report | **Product Type:** Cisco Catalyst 9120AX Series |
| **Prepared By** | Giovanni Velazquez Munoz<br>Test Technician |
| **Report Number** | R1902193-407 |
| **Report Date** | 2019-05-13 |
| **Reviewed By** | Frank Wang<br>RF Lead |
| Bay Area Compliance Laboratories Corp.<br>1274 Anvilwood Ave<br>Sunnyvale, CA 94089, USA<br>Tel: (408) 732-9162, Fax: (408) 732 9164 | |

CERTIFICATE #3297.02

**Note**: This test report was prepared for the customer shown above and for the device described herein. It may not be duplicated or used in part without prior written consent from Bay Area Compliance Laboratories Corp. This test report **shall not** be used by the customer to claim product certification, approval, or endorsement by A2LA or any agency of the United States Government or any foreign government.

* This test report may contain data and test methods that are not covered by BACL's scope of accreditation as of the test report date shown above. These items are marked within the test report text with an asterisk "*"

# TABLE OF CONTENTS


**1 GENERAL DESCRIPTION ..... 5**

1.1 PRODUCT DESCRIPTION FOR EQUIPMENT UNDER TEST (EUT) ..... 5
1.2 MECHANICAL DESCRIPTION OF EUT ..... 5
1.3 OBJECTIVE ..... 5
1.4 RELATED SUBMITTAL(S)/GRANT(S) ..... 5
1.5 TEST METHODOLOGY ..... 5
1.6 MEASUREMENT UNCERTAINTY ..... 6
1.7 TEST FACILITY REGISTRATIONS ..... 6
1.8 TEST FACILITY ACCREDITATIONS ..... 6

**2 SYSTEM TEST CONFIGURATION ..... 9**

2.1 JUSTIFICATION ..... 9
2.2 EUT EXERCISE SOFTWARE ..... 10
2.3 DUTY CYCLE CORRECTION FACTOR ..... 11
2.4 EQUIPMENT MODIFICATIONS ..... 15
2.5 LOCAL SUPPORT EQUIPMENT ..... 15
2.6 SUPPORT EQUIPMENT ..... 15
2.7 INTERFACE PORTS AND CABLING ..... 16

**3 SUMMARY OF TEST RESULTS ..... 17**

**4 FCC §2.1091, §15.407(F) & ISEDC RSS-102 & LP0002– RF EXPOSURE ..... 18**

4.1 APPLICABLE STANDARDS ..... 18
4.2 MPE PREDICTION ..... 19
4.3 MPE RESULTS FOR FCC ..... 19
4.4 RF EXPOSURE EVALUATION EXEMPTION FOR ISEDC ..... 22

**5 FCC §15.207 & ISEDC RSS-GEN §8.8 AND LP0002-2018 § 2.3 - AC POWER LINE CONDUCTED EMISSIONS ..... 23**

5.1 APPLICABLE STANDARDS ..... 23
5.2 TEST SETUP ..... 23
5.3 TEST PROCEDURE ..... 23
5.4 CORRECTED AMPLITUDE AND MARGIN CALCULATION ..... 24
5.5 TEST EQUIPMENT LIST AND DETAILS ..... 24
5.6 TEST ENVIRONMENTAL CONDITIONS ..... 24
5.7 SUMMARY OF TEST RESULTS ..... 25
5.8 CONDUCTED EMISSIONS TEST PLOTS AND DATA ..... 26

**6 FCC §15.209, §15.407(B) & ISEDC RSS-247 §6.2 AND LP0002-2018 §2.8, §2.11, §4.7.4- SPURIOUS RADIATED EMISSIONS ..... 28**

6.1 APPLICABLE STANDARD ..... 28
6.2 TEST SETUP ..... 30
6.3 TEST PROCEDURE ..... 30
6.4 CORRECTED AMPLITUDE AND MARGIN CALCULATION ..... 31
6.5 TEST EQUIPMENT LIST AND DETAILS ..... 31
6.6 TEST ENVIRONMENTAL CONDITIONS ..... 32
6.7 SUMMARY OF TEST RESULTS ..... 32
6.8 RADIATED EMISSIONS TEST RESULT ..... 33
1) 30 MHZ – 1 GHZ WORST CASE, MEASURED AT 3 METERS ..... 33
2) ABOVE 1 GHZ, MEASURED AT 1 METERS ..... 34
3) CO-LOCATION ..... 73

**7 APPENDIX A- EUT TEST SETUP PHOTOGRAPHS ..... 474**

**8 APPENDIX B- EUT EXTERNAL PHOTOGRAPHS ..... 475**
**9 APPENDIX C- EUT INTERNAL PHOTOGRAPHS ..... 476**
**10 APPENDIX D (NORMATIVE) - A2LA ELECTRICAL TESTING CERTIFICATE..... 477**

# DOCUMENT REVISION HISTORY

| Revision Number | Report Number | Description of Revision | Date of Revision |
|---|---|---|---|
| 0 | R1902193-407 | Original Report | 2019-05-13 |

# 1 General Description

## 1.1 Product Description for Equipment Under Test (EUT)

This test and measurement report was prepared on behalf of *Cisco Systems Inc.,* and their product Brand: Cisco and model: *C9120AXI-T (Taiwan)* as referred to as EUT in this report. The product is a dual 4x4 Access Point operates in 2.4 GHz and 5 GHz bands Access Point.

## 1.2 Mechanical Description of EUT

| Length (mm) | Width (mm) | Height (mm) | Weight (g) |
|---|---|---|---|
| 170 | 170 | 40 | 1000 |

## 1.3 Objective

This report is prepared on behalf of *Cisco Systems Inc.* in accordance with FCC CFR47 §15.407, ISEDC RSS-247 Issue 2 on February 2017 and NCC LP0002-2018.
.

The objective is to determine compliance with FCC Part 15.407, ISEDC RSS-247 rules and NCC LP0002-2018 for Radiated Spurious Emissions.

## 1.4 Related Submittal(s)/Grant(s)

R1902193-247

## 1.5 Test Methodology

All measurements contained in this report were conducted in accordance with ANSI C63.10-2013, American National Standard for Methods of Measurement of Radio-Noise Emissions from Low-Voltage Electrical and Electronic Equipment in the range of 9 kHz to 40 GHz, and FCC KDB 789033 D02 General UNII Test Procedure New Rules v02r01.

## 1.6 Measurement Uncertainty

All measurements involve certain levels of uncertainties, especially in the field of EMC. The factors contributing to uncertainties are spectrum analyzer, cable loss, antenna factor calibration, antenna directivity, antenna factor variation with height, antenna phase center variation, antenna factor frequency interpolation, measurement distance variation, site imperfections, mismatch (average), and system repeatability.

| Parameter | Measurement uncertainty |
|---|---|
| Occupied Channel Bandwidth | ±5 % |
| RF output power, conducted | ±0.57 dB |
| Power Spectral Density, conducted | ±1.48dB |
| Unwanted Emissions, conducted | ±1.57dB |
| All emissions, radiated | ±4.0 dB |
| AC power line Conducted Emission | ±2.0 dB |
| Temperature | ±2 º C |
| Humidity | ±5 % |
| DC and low frequency voltages | ±1.0 % |
| Time | ±2 % |
| Duty Cycle | ±3 % |

## 1.7 Test Facility Registrations

BACLs test facilities that are used to perform Radiated and Conducted Emissions tests are currently recognized by the Federal Communications Commission as Accredited with NIST Designation Number US1129.

BACL's test facilities that are used to perform Radiated and Conducted Emissions tests are currently registered with Industry Canada under Registration Numbers: 3062A-1, 3062A-2, and 3062A-3.

BACL is a Chinese Taipei Bureau of Standards Metrology and Inspection (BSMI) validated Conformity Assessment Body (CAB), under Appendix B, Phase I Procedures of the APEC Mutual Recognition Arrangement (MRA). BACL's BSMI Lab Code Number is: SL2-IN-E-1002R

BACL's test facilities that are used to perform AC Line Conducted Emissions, Telecommunications Line Conducted Emissions, Radiated Emissions from 30 MHz to 1 GHz, and Radiated Emissions from 1 GHz to 6 GHz are currently recognized as Accredited in accordance with the Voluntary Control Council for Interference [VCCI] Article 15 procedures under Registration Number A-0027.

## 1.8 Test Facility Accreditations

Bay Area Compliance Laboratories Corp. (BACL) is:

**A-** ***An independent, 3rd-Party, Commercial Test Laboratory accredited to ISO/IEC 17025:2005 by A2LA (Test Laboratory Accreditation Certificate Number 3279.02),*** in the fields of: Electromagnetic Compatibility and Telecommunications. Unless noted by an Asterisk (*) in the Compliance Matrix (See Section 3 of this Test Report), BACL's ISO/IEC 17025:2005 Scope of Accreditation includes all of the Test Method Standards and/or the Product Family Standards detailed in this Test Report..

BACL's ISO/IEC 17025:2005 Scope of Accreditation includes a comprehensive suite of EMC Emissions, EMC Immunity, Radio, RF Exposure, Safety and wireline Telecommunications test methods applicable to a wide range of product categories. These product categories include Central Office Telecommunications Equipment [including NEBS - Network Equipment Building Systems], Unlicensed and Licensed Wireless and RF devices,

Information Technology Equipment (ITE); Telecommunications Terminal Equipment (TTE); Medical Electrical Equipment; Industrial, Scientific and Medical Test Equipment; Professional Audio and Video Equipment; Industrial and Scientific Instruments and Laboratory Apparatus; Cable Distribution Systems, and Energy Efficient Lighting.

**B-** ***A Product Certification Body accredited to ISO/IEC 17065:2012 by A2LA (Product Certification Body Accreditation Certificate Number 3279.03)*** to certify

- For the USA (Federal Communications Commission):
  1- All Unlicensed radio frequency devices within FCC Scopes A1, A2, A3, and A4;
  2- All Licensed radio frequency devices within FCC Scopes B1, B2, B3, and B4;
  3- All Telephone Terminal Equipment within FCC Scope C.
- For the Canada (Industry Canada):
  1 All Scope 1-Licence-Exempt Radio Frequency Devices;
  2 All Scope 2-Licensed Personal Mobile Radio Services;
  3 All Scope 3-Licensed General Mobile & Fixed Radio Services;
  4 All Scope 4-Licensed Maritime & Aviation Radio Services;
  5 All Scope 5-Licensed Fixed Microwave Radio Services
  6 All Broadcasting Technical Standards (BETS) in the Category I Equipment Standards List.
- For Singapore (Info-Communications Development Authority (IDA)):
  1 All Line Terminal Equipment: All Technical Specifications for Line Terminal Equipment – Table 1 of IDA MRA Recognition Scheme: 2011, Annex 2
  2. All Radio-Communication Equipment: All Technical Specifications for Radio-Communication Equipment – Table 2 of IDA MRA Recognition Scheme: 2011, Annex 2
- For the Hong Kong Special Administrative Region:
  1 All Radio Equipment, per KHCA 10XX-series Specifications;
  2 All GMDSS Marine Radio Equipment, per HKCA 12XX-series Specifications;
  3 All Fixed Network Equipment, per HKCA 20XX-series Specifications.
- For Japan:
  1 MIC Telecommunication Business Law (Terminal Equipment):
    - All Scope A1 - Terminal Equipment for the Purpose of Calls;
    - All Scope A2 - Other Terminal Equipment
  2 Radio Law (Radio Equipment):
    - All Scope B1 - Specified Radio Equipment specified in Article 38-2-2, paragraph 1, item 1 of the Radio Law
    - All Scope B2 - Specified Radio Equipment specified in Article 38-2-2, paragraph 1, item 2 of the Radio Law
    - All Scope B3 - Specified Radio Equipment specified in Article 38-2-2, paragraph 1, item 3 of the Radio Law

**C-** ***A Product Certification Body accredited to ISO/IEC 17065:2012 by A2LA (Product Certification Body Accreditation Certificate Number 3279.01)*** to certify Products to USA's Environmental Protection Agency (EPA) ENERGY STAR Product Specifications for:

1 Electronics and Office Equipment:
- for Telephony (ver. 3.0)
- for Audio/Video (ver. 3.0)
- for Battery Charging Systems (ver. 1.1)
- for Set-top Boxes & Cable Boxes (ver. 4.1)
- for Televisions (ver. 6.1)
- for Computers (ver. 6.0)
- for Displays (ver. 6.0)
- for Imaging Equipment (ver. 2.0)

- for Computer Servers (ver. 2.0)

2 Commercial Food Service Equipment
- for Commercial Dishwashers (ver. 2.0)
- for Commercial Ice Machines (ver. 2.0)
- for Commercial Ovens (ver. 2.1)
- for Commercial Refrigerators and Freezers

3 Lighting Products
- For Decorative Light Strings (ver. 1.5)
- For Luminaires (including sub-components) and Lamps (ver. 1.2)
- For Compact Fluorescent Lamps (CFLs) (ver. 4.3)
- For Integral LED Lamps (ver. 1.4)

4 Heating, Ventilation, and AC Products
- for Residential Ceiling Fans (ver. 3.0)
- for Residential Ventilating Fans (ver. 3.2)

5 Other
- For Water Coolers (ver. 3.0)

**D-** ***A NIST Designated Phase-I and Phase-II Conformity Assessment Body (CAB) for the following economies and regulatory authorities under the terms of the stated MRAs/Treaties:***

- Australia: ACMA (Australian Communication and Media Authority) – APEC Tel MRA -Phase I;
- Canada: (Innovation, Science and Economic development Canada - ISEDC) Foreign Certification Body – FCB – APEC Tel MRA -Phase I & Phase II;
- Chinese Taipei (Republic of China – Taiwan):
  - BSMI (Bureau of Standards, Metrology and Inspection) APEC Tel MRA -Phase I;
  - NCC (National Communications Commission) APEC Tel MRA -Phase I;
- European Union:
  - EMC Directive 2014/30/EU US-EU EMC & Telecom MRA CAB (NB)
  - Radio Equipment (RE) Directive 2014/53/EU US-EU EMC & Telecom MRA CAB (NB)
  - Low Voltage Directive (LVD) 2014/35/EU
- Hong Kong Special Administrative Region: (Office of the Telecommunications Authority – OFTA) APEC Tel MRA -Phase I & Phase II
- Israel – US-Israel MRA Phase I
- Republic of Korea (Ministry of Communications - Radio Research Laboratory) APEC Tel MRA -Phase I
- Singapore: (Infocomm Media Development Authority - IMDA) APEC Tel MRA -Phase I & Phase II;
- Japan: VCCI - Voluntary Control Council for Interference US-Japan Telecom Treaty VCCI Side Letter-
- USA:
  - ENERGY STAR Recognized Test Laboratory – US EPA
  - Telecommunications Certification Body (TCB) – US FCC;
  - Nationally Recognized Test Laboratory (NRTL) – US OSHA
- Vietnam: APEC Tel MRA -Phase I;

# 2 System Test Configuration

## 2.1 Justification

The EUT was configured for testing according to ANSI C63.10-2013 and FCC KDB 789033 D02 General UNII Test Procedures New Rules v02r01.

The EUT was tested in a testing mode to represent worst-case results during the final qualification test.

The worst-case data rates are determined by measuring the average power, peak power and PPSD across all data rates bandwidths, and modulations.

## 2.2 EUT Exercise Software

The test firmware used was Tera Term and test commands, provided by *Cisco Systems Inc.,* the software is compliant with the standard requirements being tested against.

| Modulation | Frequency (MHz) | Power Setting |
|---|---|---|
| 802.11a/n/ac/ax | 5180 | 17 |
| | 5190 | 17 |
| | 5210 | 17 |
| | 5220 | 17 |
| | 5230 | 17 |
| | 5240 | 17 |
| | 5250 | 17 |
| | 5260 | 17 |
| | 5270 | 17 |
| | 5290 | 17 |
| | 5300 | 17 |
| | 5310 | 17 |
| | 5320 | 17 |
| | 5500 | 17 |
| | 5510 | 17 |
| | 5530 | 17 |
| | 5570 | 17 |
| | 5580 | 17 |
| | 5590 | 17 |
| | 5610 | 17 |
| | 5670 | 17 |
| | 5690 | 17 |
| | 5700 | 17 |
| | 5720 | 17 |
| | 5745 | 17 |
| | 5755 | 17 |
| | 5775 | 17 |
| | 5785 | 17 |
| | 5795 | 17 |
| | 5825 | 17 |

Data Rates Tested:
802.11a mode: 6Mbps
802.11n/ac HT/VHT20 mode: m0
802.11n/ac HT/VHT40 mode: m0
802.11ac VHT80 mode: m0x1
802.11ac VHT160 mode: m0x1
802.11ax: m0h1
Note: Channel 5720, 5710, 5610, 5690 and 5570MHz are only for FCC.

## 2.3 Duty Cycle Correction Factor

According to KDB 789033 D02 General UNII Test Procedures New Rules v02r01 section B:

All measurements are to be performed with the EUT transmitting at 100% duty cycle at its maximum power control level; however, if 100% duty cycle cannot be achieved, measurements of duty cycle, x, and maximum-power transmission duration, T, are required for each tested mode of operation.

| Radio Mode | On Time (ms) | Period (ms) | Duty Cycle (%) | Duty Cycle Correction Factor (dB) |
|---|---|---|---|---|
| 802.11a | 2.36957 | 2.41304 | 98% | 0.0789497827 |
| 802.11n/ac | 2.2029 | 2.24638 | 98% | 0.08488440923 |
| 802.11ax | - | - | 100% | 0 |
| 802.11a, XOR | 2.3683 | 2.41500 | 98% | 0.08474368702 |
| 802.11n/ac, XOR | 2.217 | 2.258 | 98% | 0.0795824474 |
| 802.11ax, XOR | - | - | 100% | 0 |
| 802.11a, AUX | - | - | 100% | 0 |

Note: Duty Cycle Correction Factor = 10*log(1/duty cycle)
Please refer to the following plots.

802.11a Mode

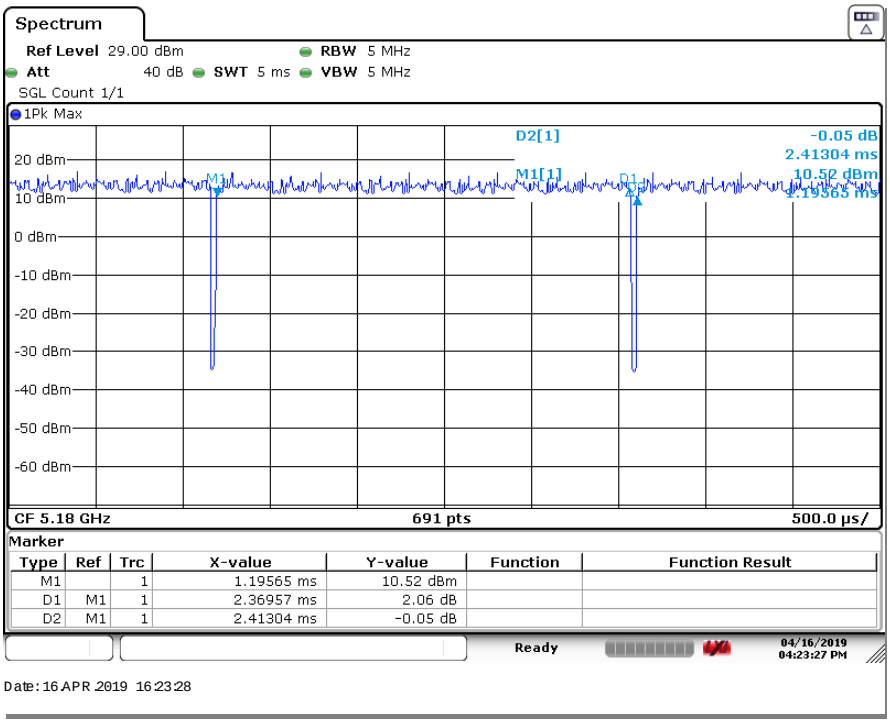


802.11n/ac mode:

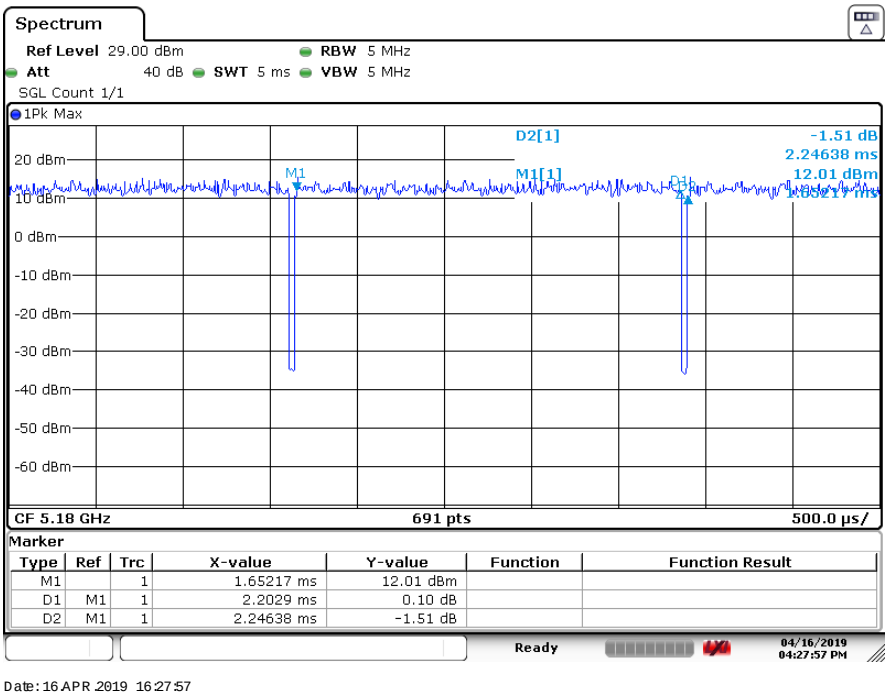

802.11ax mode:

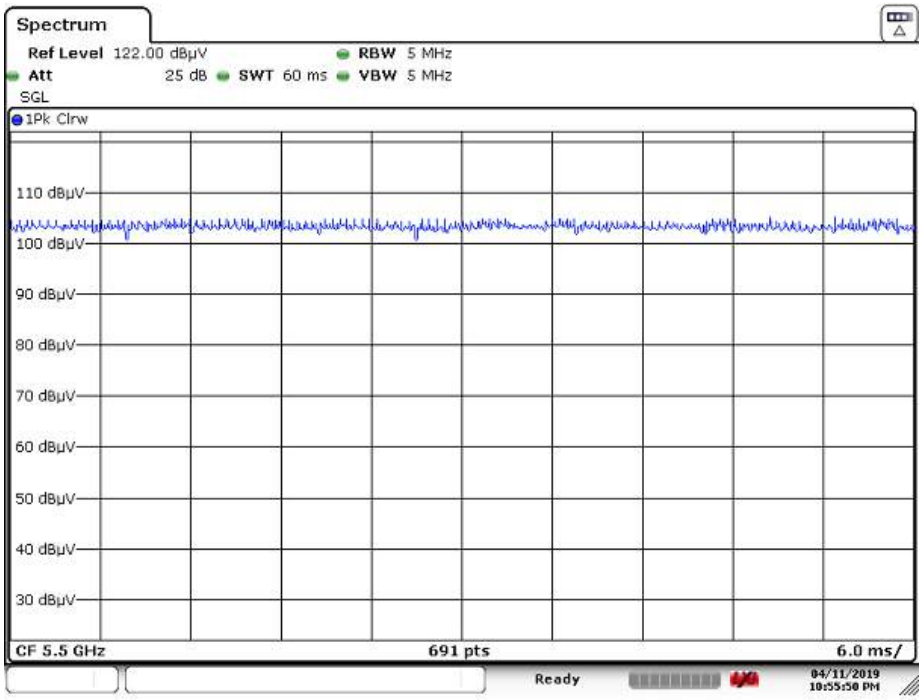


802.11a mode, XOR mode:

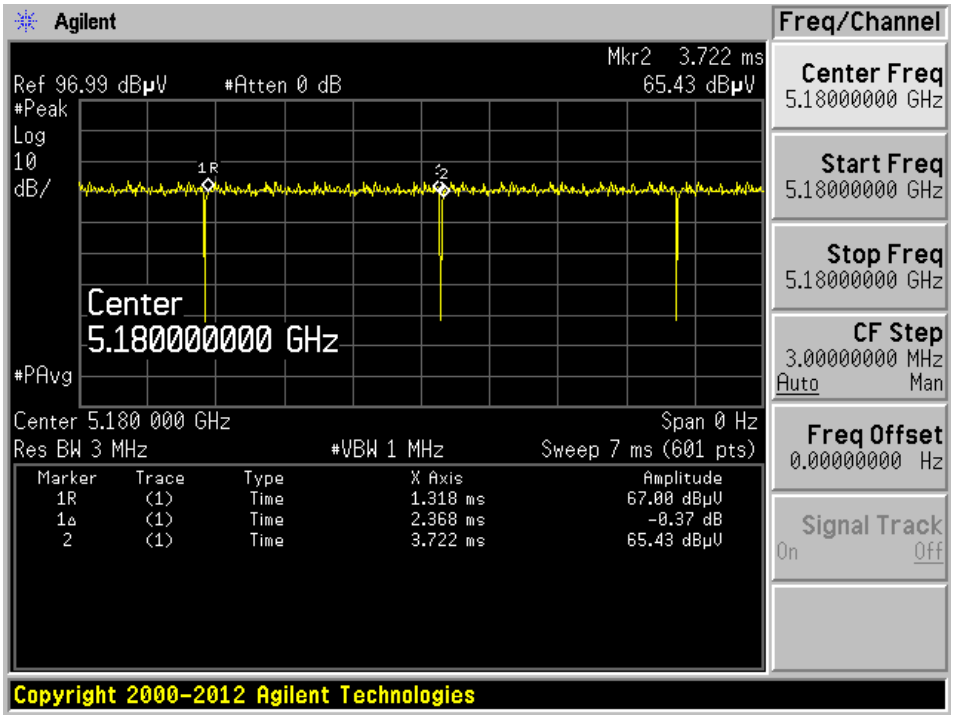

802.11n/ac mode, XOR mode:

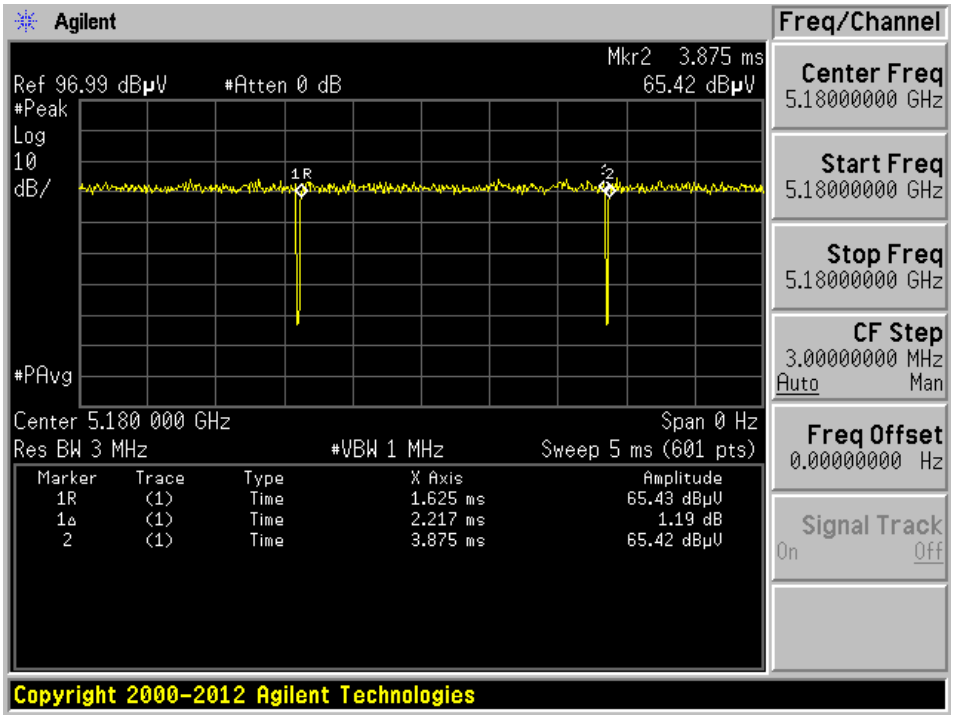


802.11ax mode, XOR mode:

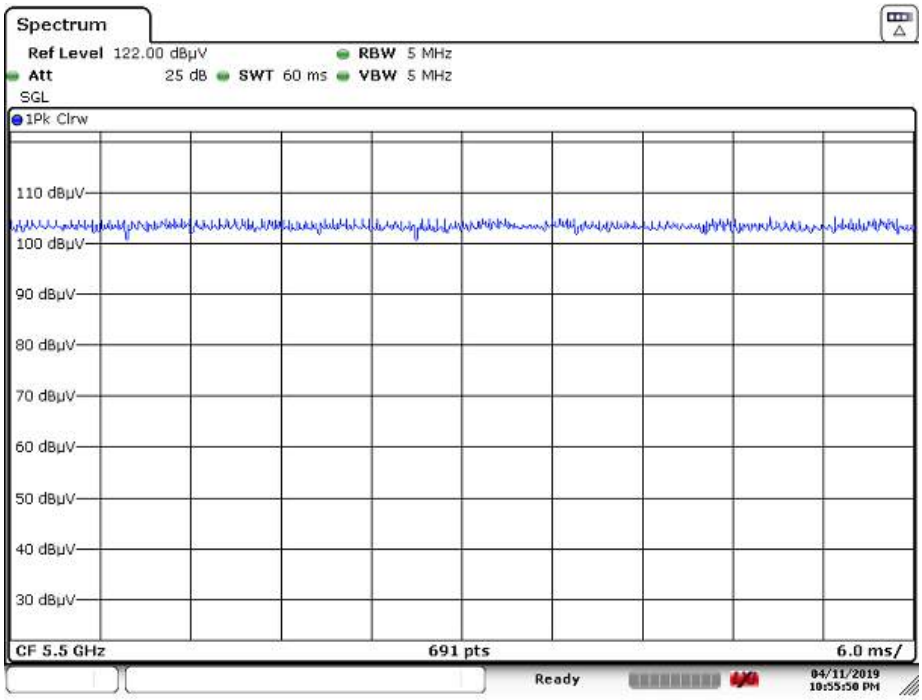

802.11a mode, AUX mode:

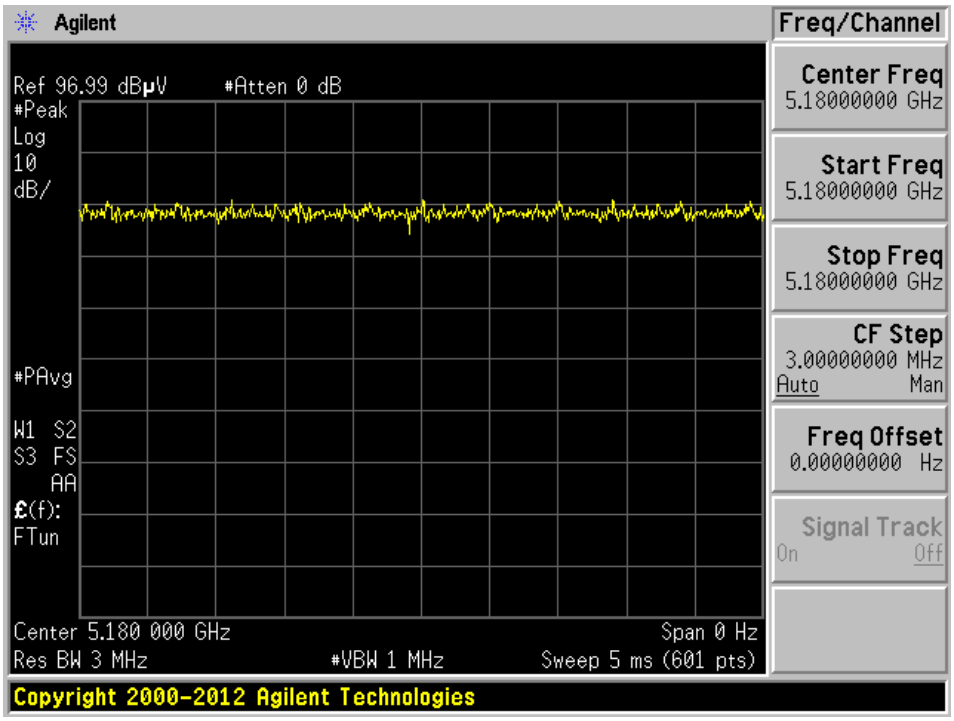


## 2.4 Equipment Modifications

N/A

## 2.5 Local Support Equipment

| Manufacturer | Description | Model | Serial Number |
|---|---|---|---|
| Dell | Laptop | Latitude E6410 | 3CKRAQ1 |

## 2.6 Support Equipment

| Manufacturer | Description | Model |
|---|---|---|
| Cisco | Power Supply | AIR-AP1840I-B-K9 |

## 2.7 Interface Ports and Cabling

| Cable Description | Length (m) | To | From |
|---|---|---|---|
| RS232 Male to Ethernet Cable | 2 m | RS232 Female to USB Cable | EUT |
| RS232 Female to USB Cable | 2 m | Laptop | RS232 Male to Ethernet Cable |

# 3 Summary of Test Results

| FCC, ISED, & NCC Rules | Description of Test | Result |
|---|---|---|
| FCC §2.1091, §15.407(f) & ISEDC RSS-102 & LP0002 | RF Exposure | Compliant |
| FCC §15.207<br>ISEDC RSS-Gen §8.8<br>LP0002-2018 §2.3 | AC Power Line Conducted Emissions | Compliant |
| FCC §2.1053, §15.205, §15.209, 15.407(b)<br>ISEDC RSS-247 §6.2<br>LP0002-2018 §2.8, §2.11, §4.7.4 | Spurious Radiated Emissions | Compliant |

# 4 FCC §2.1091, §15.407(f) & ISEDC RSS-102 & LP0002– RF Exposure

## 4.1 Applicable Standards

According to FCC §15.407(f), §1.1307(b)(1) and LP0002 5.20.2.2, systems operating under the provisions of this section shall be operated in a manner that ensures that the public is not exposed to radio frequency energy level in excess of the Commission's guidelines.

Limits for General Population/Uncontrolled Exposure

| Frequency Range (MHz) | Electric Field Strength (V/m) | Magnetic Field Strength (A/m) | Power Density ($mW/cm^2$) | Averaging Time (minutes) |
|---|---|---|---|---|
| Limits for General Population/Uncontrolled Exposure | | | | |
| 0.3-1.34 | 614 | 1.63 | * (100) | 30 |
| 1.34-30 | 824/f | 2.19/f | * ($180/f^2$) | 30 |
| 30-300 | 27.5 | 0.073 | 0.2 | 30 |
| 300-1500 | / | / | f/1500 | 30 |
| 1500-100,000 | / | / | 1.0 | 30 |

f = frequency in MHz
* = Plane-wave equivalent power density

According to ISED RSS-102 Issue 5:

### 2.5.2 Exemption Limits for Routine Evaluation – RF Exposure Evaluation

RF exposure evaluation is required if the separation distance between the user and/or bystander and the device's radiating element is greater than 20 cm, except when the device operates as follows:

- below 20 MHz[6] and the source-based, time-averaged maximum e.i.r.p. of the device is equal to or less than 1 W (adjusted for tune-up tolerance);
- at or above 20 MHz and below 48 MHz and the source-based, time-averaged maximum e.i.r.p. of the device is equal to or less than $4.49/f^{0.5}$ W (adjusted for tune-up tolerance), where $f$ is in MHz;
- at or above 48 MHz and below 300 MHz and the source-based, time-averaged maximum e.i.r.p. of the device is equal to or less than 0.6 W (adjusted for tune-up tolerance);
- at or above 300 MHz and below 6 GHz and the source-based, time-averaged maximum e.i.r.p. of the device is equal to or less than $1.31 \times 10^{-2} f^{0.6834}$ W (adjusted for tune-up tolerance), where $f$ is in MHz;
- at or above 6 GHz and the source-based, time-averaged maximum e.i.r.p. of the device is equal to or less than 5 W (adjusted for tune-up tolerance).

In these cases, the information contained in the RF exposure technical brief may be limited to information that demonstrates how the e.i.r.p. was derived.

## 4.2 MPE Prediction

Predication of MPE limit at a given distance, Equation from OET Bulletin 65, Edition 97-01

$$S = PG/4\pi R^2$$

Where: S = power density
P = power input to antenna
G = power gain of the antenna in the direction of interest relative to an isotropic radiator
R = distance to the center of radiation of the antenna

## 4.3 MPE Results for FCC

### 2.4 GHz Wi-Fi Aux

| | |
|---|---|
| Maximum output power at antenna input terminal (dBm): | 19.56 |
| Maximum output power at antenna input terminal (mW): | 90.36 |
| Prediction distance (cm): | 30 |
| Prediction frequency (MHz): | 2462 |
| Maximum Antenna Gain, typical (dBi): | 3 |
| Maximum Antenna Gain (numeric): | 2 |
| Power density of prediction frequency at 30.0 cm (mW/cm$^2$): | 0.0160 |
| FCC MPE limit for uncontrolled exposure at prediction frequency (mW/cm$^2$): | 1.0 |

The device is compliant with the requirement MPE limit for uncontrolled exposure. The maximum power density at the distance of 30 cm is 0.016 mW/cm$^2$. Limit is 1.0 mW/cm$^2$.

### 2.4 GHz Wi-Fi Regular

| | |
|---|---|
| Maximum output power at antenna input terminal (dBm): | 22.9 |
| Maximum output power at antenna input terminal (mW): | 194.98 |
| Prediction distance (cm): | 30 |
| Prediction frequency (MHz): | 2437 |
| Maximum Antenna Gain, typical (dBi): | 10 |
| Maximum Antenna Gain (numeric): | 10 |
| Power density of prediction frequency at 30.0 cm (mW/cm$^2$): | 0.1725 |
| FCC MPE limit for uncontrolled exposure at prediction frequency (mW/cm$^2$): | 1.0 |

The device is compliant with the requirement MPE limit for uncontrolled exposure. The maximum power density at the distance of 30 cm is 0.1725 mW/cm$^2$. Limit is 1.0 mW/cm$^2$.

**2.4 GHz BLE**

| | |
|---|---|
| Maximum peak output power at antenna input terminal (dBm): | 3.67 |
| Maximum peak output power at antenna input terminal (mW): | 2.33 |
| Prediction distance (cm): | 30 |
| Prediction frequency (MHz): | 2426 |
| Maximum Antenna Gain, typical (dBi): | 3 |
| Maximum Antenna Gain (numeric): | 3.98 |
| Power density of prediction frequency at 30.0 cm (mW/cm$^2$): | 0.0004 |
| FCC MPE limit for uncontrolled exposure at prediction frequency (mW/cm$^2$): | 1.0 |

The device is compliant with the requirement MPE limit for uncontrolled exposure. The maximum power density at the distance of 30 cm is 0.0004 mW/cm$^2$. Limit is 1.0 mW/cm$^2$.

**5 GHz Wi-Fi Aux**

| | |
|---|---|
| Maximum peak output power at antenna input terminal (dBm): | 21.4 |
| Maximum peak output power at antenna input terminal (mW): | 138.04 |
| Prediction distance (cm): | 30 |
| Prediction frequency (MHz): | 5825 |
| Maximum Antenna Gain, typical (dBi): | 5 |
| Maximum Antenna Gain (numeric): | 3.16 |
| Power density of prediction frequency at 30.0 cm (mW/cm$^2$): | 0.0386 |
| FCC MPE limit for uncontrolled exposure at prediction frequency (mW/cm$^2$): | 1.0 |

The device is compliant with the requirement MPE limit for uncontrolled exposure. The maximum power density at the distance of 30 cm is 0.0386 mW/cm$^2$. Limit is 1.0 mW/cm$^2$.

**5 GHz Wi-Fi XOR**

| | |
|---|---|
| Maximum peak output power at antenna input terminal (dBm): | 23.6 |
| Maximum peak output power at antenna input terminal (mW): | 229.09 |
| Prediction distance (cm): | 30 |
| Prediction frequency (MHz): | 5745 |
| Maximum Antenna Gain, typical (dBi): | 11 |
| Maximum Antenna Gain (numeric): | 12.59 |
| Power density of prediction frequency at 30.0 cm (mW/cm$^2$): | 0.2551 |
| FCC MPE limit for uncontrolled exposure at prediction frequency (mW/cm$^2$): | 1.0 |

The device is compliant with the requirement MPE limit for uncontrolled exposure. The maximum power density at the distance of 30 cm is 0.2551 mW/cm$^2$. Limit is 1.0 mW/cm$^2$.

**5 GHz Wi-Fi Regular**

| | |
|---|---|
| Maximum peak output power at antenna input terminal (dBm): | 23.7 |
| Maximum peak output power at antenna input terminal (mW): | 234.42 |
| Prediction distance (cm): | 30 |
| Prediction frequency (MHz): | 5230 |
| Maximum Antenna Gain, typical (dBi): | 11 |
| Maximum Antenna Gain (numeric): | 12.59 |
| Power density of prediction frequency at 30.0 cm (mW/cm$^2$): | 0.2611 |
| FCC MPE limit for uncontrolled exposure at prediction frequency (mW/cm$^2$): | 1.0 |

The device is compliant with the requirement MPE limit for uncontrolled exposure. The maximum power density at the distance of 30 cm is 0.2611 mW/cm$^2$. Limit is 1.0 mW/cm$^2$.

**Worst case colocation 5 GHz Wi-Fi Regular, 5 GHz Wi-Fi Aux, 5 GHz Wi-Fi XOR and BLE.**

| Frequency Band | Max Conducted Power(dBm) | Evaluated Distance (cm) | Worst-Case MPE (mW/cm$^2$) | MPE Limit (mW/cm$^2$) | Worst-Case MPE Ratios | Sum of MPE Ratios | Limit |
|---|---|---|---|---|---|---|---|
| **Worst Case** | | | | | | | |
| 5 GHz Wi-Fi Regualr | 23.7 | 30 | 0.2611 | 1.0 | 26.11 % | 55.52 % | 100% |
| 5 GHz Wi-Fi Aux | 21.4 | 30 | 0.0386 | 1.0 | 3.86 % | | |
| 5 GHz Wi-Fi XOR | 23.6 | 30 | 0.2551 | 1.0 | 25.51% | | |
| 2.4 GHz BLE | 3.67 | 30 | 0.0004 | 1.0 | 0.04% | | |

Note: EUT can operate in the following colocation case, the worst colocation case has been selected to analyse.

Case1: 5 GHz Wi-Fi Regular, 5 GHz Wi-Fi Aux, 5 GHz Wi-Fi XOR and BLE.
Case2: 5 GHz Wi-Fi Regular, 2.4 GHz Wi-Fi Aux, 5 GHz Wi-Fi XOR and BLE.
Case3: 5 GHz Wi-Fi Regular, 2.4 GHz Wi-Fi Aux, 2.4 GHz Wi-Fi and BLE.
Case4: 5 GHz Wi-Fi Regular, 5 GHz Wi-Fi Aux, 2.4 GHz Wi-Fi and BLE.

## 4.4 RF exposure evaluation exemption for ISEDC

**5 GHz Wi-Fi Aux**

21.4 + 5 dBi = 21.9 dBm < $1.31\times10^{-2}f^{0.6834}$ = 4.903 W = 36.904 dBm

**5 GHz Wi-Fi XOR**

23.6 + 11 dBi = 34.6 dBm < $1.31\times10^{-2}f^{0.6834}$ = 4.880 W = 36.884 dBm

**5 GHz Wi-Fi Regular**

23 + 11 dBi = 34 dBm < $1.31\times10^{-2}f^{0.6834}$ = 4.880 W = 36.884 dBm

Therefore the RF exposure is not required.

# 5 FCC §15.207 & ISEDC RSS-Gen §8.8 and LP0002-2018 § 2.3 - AC Power Line Conducted Emissions

## 5.1 Applicable Standards

As per FCC §15.207, ISEDC RSS GEN §8.8 and LP0002-2018 § 2.3

For an intentional radiator that is designed to be connected to the public utility (AC) power line, the radio frequency voltage that is conducted back onto the AC power line on any frequency or frequencies within the band 150 kHz to 30 MHz shall not exceed the limits in the following table, as measured using a 50 µH/50 ohms line impedance stabilization network (LISN). Compliance with the provisions of this paragraph shall be based on the measurement of the radio frequency voltage between each power line and ground at the power terminal. The lower limit applies at the boundary between the frequencies ranges.

| Frequency of Emission (MHz) | Conducted Limit (dBuV) | |
|---|---|---|
| | Quasi-Peak | Average |
| 0.15-0.5 | 66 to 56 Note1 | 56 to 46 Note2 |
| 0.5-5 | 56 | 46 |
| 5-30 | 60 | 50 |

*Note1: Decreases with the logarithm of the frequency.*
*Note2: A linear average detector is required*

## 5.2 Test Setup

The measurement was performed at shield room, using the setup per ANSI C63.10-2013 measurement procedure. The specification used was FCC §15.207 limits and and ISEDC RSS GEN §8.8.

External I/O cables were draped along the edge of the test table and bundle when necessary.
The AC/DC power adapter of the EUT was connected with LISN-1 which provided 120 V / 60 Hz AC power.

## 5.3 Test Procedure

During the conducted emissions test, the power cord of the EUT host system was connected to the mains outlet of the LISN-1 and the power cords of support equipment were connected to LISN-2.

Maximizing procedure was performed on the six (6) highest emissions of the EUT.

All data was recorded in the peak, quasi-peak, and average detection mode. Quasi-Peak readings are distinguished with a “QP.” Average readings are distinguished with an “Ave”.

## 5.4 Corrected Amplitude and Margin Calculation

The Corrected Amplitude (CA) is calculated by adding the Cable Loss (CL), the Attenuator Factor (Atten) to indicated Amplitude (Ai) reading. The basic equation is as follows:

CA = Ai + CL + Atten

For example, a corrected amplitude of 46.2 dBuV = Indicated Reading (32.5 dBuV) + Cable Loss (3.7 dB) + Attenuator (10 dB)

The "**Margin**" column of the following data tables indicates the degree of compliance within the applicable limit. For example, a margin of -7 dB means the emission is 7 dB below the maximum limit. The equation for margin calculation is as follows:

Margin = Corrected Amplitude - Limit

## 5.5 Test Equipment List and Details

| Manufacturer | Description | Model No. | Serial No. | Calibration Date | Calibration Interval |
|---|---|---|---|---|---|
| Rohde and Schwarz | Receiver, EMI Test | ESCI 1166.5950K03 | 100338 | 2018-07-05 | 2 years |
| Rohde and Schwarz | Impulse Limiter | ESH3-Z2 | 101964 | 2018-07-27 | 1 year |
| Keysight Technologies | RF Limiter | 11867A | MY42242931 | 2018-09-04 | 1 year |
| Solar Electronics Company | High Pass Filter | Type 7930-100 | 7930150204 | 2019-02-25 | 1 year |
| Suirong | 30 ft conductive emission cable | LMR 400 | - | N/R | N/A |
| FCC | LISN | FCC-LISN-50-25-2-10-CISPR16 | 160129 | 2019-04-04 | 1 year |
| Vasona | Test software | V6.0 build 11 | 10400213 | N/R | N/R |

***Statement of Traceability: BACL Corp.*** *attests that all of the calibrations on the equipment items listed above were traceable to NIST or to another internationally recognized National Metrology Institute (NMI), and were compliant with A2LA Policy P102 (dated 09 June 2016) "A2LA Policy on Metrological Traceability".*

## 5.6 Test Environmental Conditions

| | |
|---|---|
| **Temperature:** | 23º C |
| **Relative Humidity:** | 42 % |
| **ATM Pressure:** | 101.31 kPa |

*The testing was performed by Giovanni Velazquez Munoz on 2019-05-02 in 5 chamber 3.*

## 5.7 Summary of Test Results

According to the recorded data in following table, the EUT complied with the FCC Part 15 and RSS-Gen standards'conducted emissions limits, with the margin reading of:

| **Connection: AC/DC adapter connected to 120 V/60 Hz, AC** | | | |
|---|---|---|---|
| **Margin (dB)** | **Frequency (MHz)** | **Conductor Mode (Live/Neutral)** | **Range (MHz)** |
| -14.18 | 0.432854 | Neutral | 0.15-30 |

## 5.8 Conducted Emissions Test Plots and Data

*Worst Case Colocation, BLE 2440 MHz, 5 GHz XOR Wi-Fi HT/VHT20 mode 5220MHz, 5 GHz AUX Wi-Fi Non HT20 mode 5180MHz and 5 GHz Wi-Fi VHT160 mode 5250 MHz*

**110 V, 60 Hz – Line**

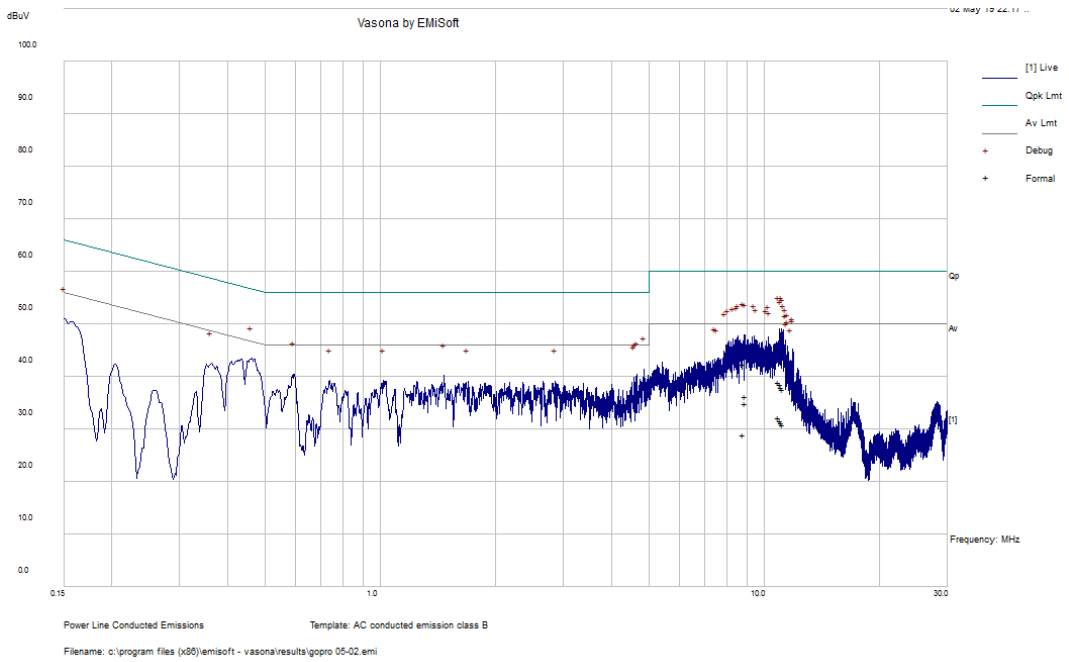


| Frequency (MHz) | Corrected Amplitude (dBuV) | Conductor (Line/Neutral) | Limit (dBuV) | Margin (dB) | Detector (QP/Ave.) |
|---|---|---|---|---|---|
| 11.092099 | 37.97 | Line | 60 | -22.03 | QP |
| 10.907115 | 39 | Line | 60 | -21 | QP |
| 11.191666 | 37.57 | Line | 60 | -22.43 | QP |
| 11.019142 | 38.5 | Line | 60 | -21.5 | QP |
| 8.831169 | 42.36 | Line | 60 | -17.64 | QP |
| 8.909736 | 36.25 | Line | 60 | -23.75 | QP |

| Frequency (MHz) | Corrected Amplitude (dBuV) | Conductor (Line/Neutral) | Limit (dBuV) | Margin (dB) | Detector (QP/Ave.) |
|---|---|---|---|---|---|
| 11.0921 | 31.35 | Line | 50 | -18.65 | Ave. |
| 10.90712 | 32.18 | Line | 50 | -17.82 | Ave. |
| 11.19167 | 30.91 | Line | 50 | -19.09 | Ave. |
| 11.01914 | 31.73 | Line | 50 | -18.27 | Ave. |
| 8.831169 | 29.02 | Line | 50 | -20.98 | Ave. |
| 8.909736 | 34.9 | Line | 50 | -15.1 | Ave. |

## 110 V, 60 Hz – Neutral

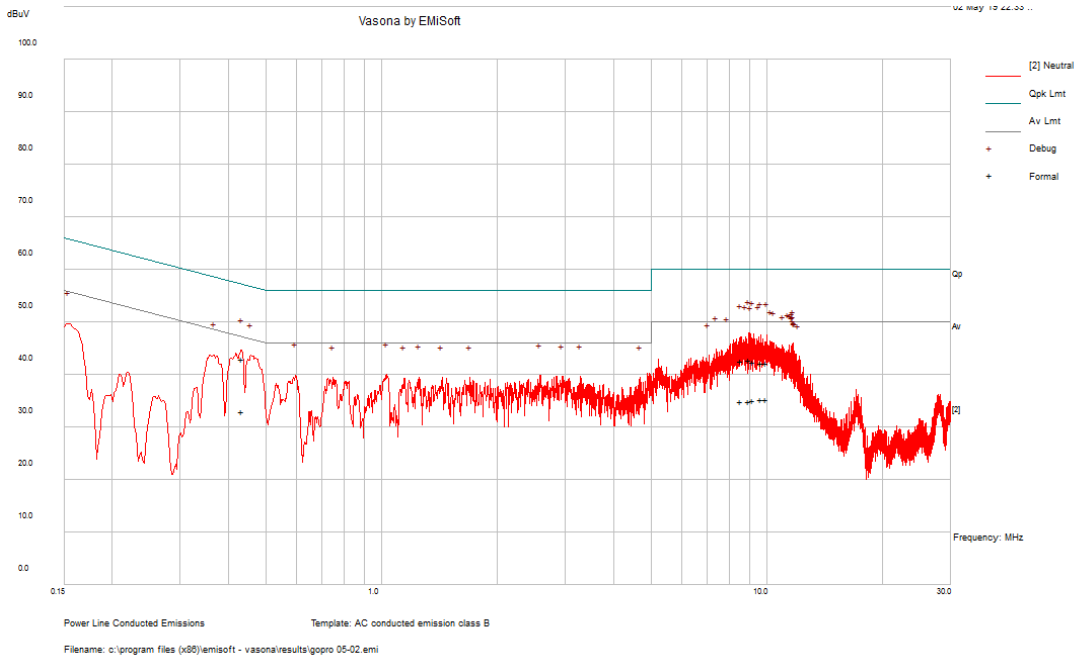


| Frequency (MHz) | Corrected Amplitude (dBuV) | Conductor (Line/Neutral) | Limit (dBuV) | Margin (dB) | Detector (QP/Ave.) |
|---|---|---|---|---|---|
| 8.985851 | 42.8 | Neutral | 60 | -17.2 | QP |
| 9.224093 | 42.51 | Neutral | 60 | -17.49 | QP |
| 9.669072 | 42.32 | Neutral | 60 | -17.68 | QP |
| 9.978098 | 42.16 | Neutral | 60 | -17.84 | QP |
| 0.432854 | 43.02 | Neutral | 57.2 | -14.18 | QP |
| 8.565904 | 42.69 | Neutral | 60 | -17.31 | QP |

| Frequency (MHz) | Corrected Amplitude (dBuV) | Conductor (Line/Neutral) | Limit (dBuV) | Margin (dB) | Detector (QP/Ave.) |
|---|---|---|---|---|---|
| 8.985851 | 35.03 | Neutral | 50 | -14.97 | Ave. |
| 9.224093 | 35.15 | Neutral | 50 | -14.85 | Ave. |
| 9.669072 | 35.36 | Neutral | 50 | -14.64 | Ave. |
| 9.978098 | 35.27 | Neutral | 50 | -14.73 | Ave. |
| 0.432854 | 33.02 | Neutral | 47.2 | **-14.18** | Ave. |
| 8.565904 | 34.99 | Neutral | 50 | -15.01 | Ave. |

# 6 FCC §15.209, §15.407(b) & ISEDC RSS-247 §6.2 and LP0002-2018 §2.8, §2.11, §4.7.4- Spurious Radiated Emissions

## 6.1 Applicable Standard

As Per FCC §15.205(a) except as show in paragraph (d) of this section, only spurious emissions are permitted in any of the frequency bands listed below:

| MHz | MHz | MHz | MHz |
|---|---|---|---|
| 0.090～0.110<br>0.490～0.510<br>2.172～2.198<br>3.013～3.033<br>4.115～4.198<br>5.670～5.690<br>6.200～6.300<br>8.230～8.400<br>12.265～12.600<br>13.340～13.430<br>14.965～15.020<br>16.700～16.755<br>19.965～20.020<br>25.500～25.700<br>37.475～38.275<br>73.500～75.400 | 108.00～138.00<br>149.90～150.05<br>156.70～156.90<br>162.01～167.17<br>167.72～173.20<br>240.00～285.00<br>322.00～335.40<br>399.90～410.00<br>485.00～510.00<br>608.00～614.00<br>703.00～748.00<br>758.00～803.00<br>825.00～915.00<br>930.00～1240.0<br>1300.0～1427.0<br>1435.0～1626.5 | 1660.0～1785.0<br>1805.0～1880.0<br>1885.0～1900.0<br>1905.0～1985.0<br>2010.0～2025.0<br>2110.0～2170.0<br>2200.0～2300.0<br>2310.0～2390.0<br>2483.5～2900.0<br>3260.0～3267.0<br>3332.0～3339.0<br>3345.8～3358.0<br>3500.0～4400.0<br>4500.0～5250.0<br>5350.0～5460.0<br>7250.0～7750.0 | 8025.0～8500.0<br>9000.0～9200.0<br>9300.0～9500.0<br>10600～12700<br>13250～13400<br>14470～14500<br>15350～16200<br>17700～21400<br>22010～23120<br>23600～24000<br>31200～31800<br>36430～36500<br>Above 38600 |

As per FCC §15.209: The emissions from an intentional radiator shall not exceed the field strength levels specified in the following table

| Frequency (MHz) | Field Strength (micro volts/meter) | Measurement Distance (meters) |
|---|---|---|
| 0.009 - 0.490 | 2400/F(kHz) | 300 |
| 0.490 - 1.705 | 24000/F(kHz) | 30 |
| 1.705 - 30.0 | 30 | 30 |
| 30 - 88 | 100 Note 1 | 3 |
| 88 - 216 | 150 Note 1 | 3 |
| 216 - 960 | 200 Note 1 | 3 |
| Above 960 | 500 | 3 |

Note 1: Except as provided in paragraph (g), fundamental emissions from intentional radiators operating under this Section shall not be located in the frequency bands 54-72 MHz, 76-88 MHz, 174-216 MHz or 470-806 MHz. However, operation within these frequency bands is permitted under other sections of this Part, e.g., Sections 15.231 and 15.241.

As per FCC Part 15.407 (b) and LP0002§4.7.4

(1) For transmitters operating in the 5.15-5.25 GHz band: All emissions outside of the 5.15-5.35 GHz band shall not exceed an e.i.r.p. of −27 dBm/MHz.

(2) For transmitters operating in the 5.25-5.35 GHz band: All emissions outside of the 5.15-5.35 GHz band shall not exceed an e.i.r.p. of −27 dBm/MHz.

(3) For transmitters operating in the 5.47-5.725 GHz band: All emissions outside of the 5.47-5.725 GHz band shall not exceed an e.i.r.p. of −27 dBm/MHz.

(4) For transmitters operating in the 5.725-5.85 GHz band:

(i) All emissions shall be limited to a level of −27 dBm/MHz at 75 MHz or more above or below the band edge increasing linearly to 10 dBm/MHz at 25 MHz above or below the band edge, and from 25 MHz above or below the band edge increasing linearly to a level of 15.6 dBm/MHz at 5 MHz above or below the band edge, and from 5 MHz above or below the band edge increasing linearly to a level of 27 dBm/MHz at the band edge.

(ii) Devices certified before March 2, 2017 with antenna gain greater than 10 dBi may demonstrate compliance with the emission limits in §15.247(d), but manufacturing, marketing and importing of devices certified under this alternative must cease by March 2, 2018. Devices certified before March 2, 2018 with antenna gain of 10 dBi or less may demonstrate compliance with the emission limits in §15.247(d), but manufacturing, marketing and importing of devices certified under this alternative must cease before March 2, 2020.

(5) The emission measurements shall be performed using a minimum resolution bandwidth of 1 MHz. A lower resolution bandwidth may be employed near the band edge, when necessary, provided the measured energy is integrated to show the total power over 1 MHz.

(6) Unwanted emissions below 1 GHz must comply with the general field strength limits set forth in §15.209. Further, any U-NII devices using an AC power line are required to comply also with the conducted limits set forth in §15.207.

(7) The provisions of §15.205 apply to intentional radiators operating under this section.

(8) When measuring the emission limits, the nominal carrier frequency shall be adjusted as close to the upper and lower frequency band edges as the design of the equipment permits.

As per ISEDC RSS-247 §6.2

For transmitters operating in the band 5150-5250 MHz, all emissions outside the band 5150-5350 MHz shall not exceed -27 dBm/MHz e.i.r.p. However, any unwanted emissions that fall into the band 5250- 5350 MHz must be 26 dBc, when measured using a resolution bandwidth between 1 and 5% of the occupied bandwidth, above 5.25 GHz. Otherwise, the transmission is considered as intentional and the devices shall implement dynamic frequency selection (DFS) and transmitter power control (TPC) as per the requirements for the band 5250-5350 MHz

For devices with both operating frequencies and channel bandwidths contained within the band 5250-5350 MHz, the device shall comply with the following:

1. All emissions outside the band 5250-5350 MHz shall not exceed -27 dBm/MHz e.i.r.p. if the equipment is intended for outdoor use; or
2. All emissions outside the band 5150-5350 MHz shall not exceed -27 dBm/MHz e.i.r.p. and any emissions within the band 5150-5250 MHz shall meet the power spectral density limits of Section 6.2.1. The device shall be labelled “for indoor use only.”

For devices with operating frequencies in the band 5250-5350 MHz but having a channel bandwidth that overlaps the band 5150-5250 MHz, the devices' unwanted emission shall not exceed -27 dBm/MHz e.i.r.p. outside the band 5150-5350 MHz and its power shall comply with the spectral power density for operation within the band 5150-5250 MHz. The device shall be labelled "for indoor use only."

For transmitters operating in the band 5470-5725 MHz, emissions outside the band shall not exceed -27 dBm/MHz e.i.r.p.

For the band 5725-5850 MHz, emissions at frequencies from the band edges to 10 MHz above or below the band edges shall not exceed -17 dBm/MHz e.i.r.p. For emissions at frequencies more than 10 MHz above or below the band edges, the emissions power shall not exceed -27 dBm/MHz.

## 6.2 Test Setup

The radiated emissions tests were performed in the 5-meter Chamber, using the setup in accordance with ANSI C63.10-2013. The specification used was the FCC 15.407 limits.

The spacing between the peripherals was 10 centimeters.

External I/O cables were draped along the edge of the test table and bundle when necessary.

## 6.3 Test Procedure

For the radiated emissions test, the EUT host, and all support equipment power cords were connected to the AC floor outlet.

Maximizing procedure was performed on the highest emissions to ensure that the EUT complied with all installation combinations.
The EUT is set 3 meter away from the testing antenna, which is varied from 1-4 meter, and the EUT is placed on a turntable, which is 0.8 meter or 1.5 meter above ground plane, the table shall be rotated for 360 degrees to find out the highest emission. The receiving antenna should be changed the polarization both of horizontal and vertical.

The spectrum analyzer or receiver is set as:

Below 1000 MHz:

RBW = 100 kHz / VBW = 300 kHz / Sweep = Auto

Above 1000 MHz:

(1) Peak: RBW = 1MHz / VBW = 3MHz / Sweep = 100 ms
(2) Average: RBW = 1MHz / VBW = 1 / T or 10 Hz / Sweep = Auto

## 6.4 Corrected Amplitude and Margin Calculation

The Corrected Amplitude (CA) is calculated by adding the Antenna Factor (AF), the Cable Loss (CL), the Attenuator Factor (Atten) and subtracting the Amplifier Gain (Ga) to indicated Amplitude (Ai) reading. The basic equation is as follows:

CA = Ai + AF + CL + Atten – Ga

For example, a corrected amplitude of 40.3 dBuV/m = Indicated Reading (32.5 dBuV) + Antenna Factor (+23.5dB) + Cable Loss (3.7 dB) + Attenuator (10 dB) - Amplifier Gain (29.4 dB)

The "**Margin**" column of the following data tables indicates the degree of compliance within the applicable limit. For example, a margin of -7 dB means the emission is 7 dB below the maximum limit for Class A. The equation for margin calculation is as follows:

Margin = Corrected Amplitude – Limit

## 6.5 Test Equipment List and Details

| Manufacturer | Description | Model No. | Serial No. | Calibration Date | Calibration Interval |
|---|---|---|---|---|---|
| Rohde and Schwarz | Receiver, EMI Test | ESCI 1166.5950K03 | 100338 | 2018-07-05 | 2 years |
| Agilent | Analyzer, Spectrum | E4446A | MY48250238 | 2018-05-08 | 1 year |
| Sunol Sciences | System Controller | SC99V | 011003-1 | N/R | N/A |
| Sunol Sciences | Antenna, Biconi-Log | JB1 | A013105-3 | 2018-02-26 | 2 years |
| Wisewave | Antenna, Horn | ARH-4223-02 | 10555-02 | 2018-02-14 | 2 years |
| Wisewave | Antenna, Horn | ARH-4223-02 | 10555-01 | 2018-02-14 | 2 years |
| Agilent | Amplifier, Pre | 8447D | 2944A10187 | 2019-04-11 | 1 year |
| Insulated Wire INC | 2.92mm (M) X2, 1501 Armor Neoprene, 396 | KPS-1501AN-3960-KPS | DC 1807 | 2018-03-13 | 2 years |
| - | SMA cable | - | C00011 | Each time[1] | N/A |
| - | N-Type Cable | - | C00012 | Each time[1] | N/A |
| - | N-Type Cable | - | C00014 | Each time[1] | N/A |
| HP | Pre-Amplifier | 8449B | 3008A01978 | 2018-08-10 | 1 year |
| A.H. Systems | Pre-Amplifier | PAM 1840V | 170 | 2018-09-10 | 1 year |
| Sunol Sciences | Antenna, Horn | DRH-118 | A052704 | 2019-04-02 | 2 years |
| Vasona | Test software | V6.0 build 11 | 10400213 | N/R | N/R |

Note[1]: cables included in the test set-up will be checked each time before testing.
***Statement of Traceability: BACL Corp.*** *attests that all of the calibrations on the equipment items listed above were traceable to NIST or to another internationally recognized National Metrology Institute (NMI), and were compliant with A2LA Policy P102 (dated 09 June 2016) "A2LA Policy on Metrological Traceability".*

## 6.6 Test Environmental Conditions

| | |
|---|---|
| **Temperature:** | 22-25 ºC |
| **Relative Humidity:** | 29-30 % |
| **ATM Pressure:** | 102.1 kPa |

*The testing was performed by Giovanni Velazquez Munoz from 2019-04-16 to 2019-04-25 in 5m chamber 3.*

## 6.7 Summary of Test Results

According to the data hereinafter, the EUT complied with the FCC Part 15.407 and RSS-247 standards' radiated emissions limits, and had the worst margin of:

### 5 GHz Regular mode:

| **Mode: Transmitting** | | | |
|---|---|---|---|
| **Margin (dB)** | **Frequency (MHz)** | **Polarization (Horizontal/Vertical)** | **Mode, Channel** |
| -4.38 | 11140 | Vertical | 5570 MHz, HT/VHT 160 mode |

### 5 GHz AUX mode:

| **Mode: Transmitting** | | | |
|---|---|---|---|
| **Margin (dB)** | **Frequency (MHz)** | **Polarization (Horizontal/Vertical)** | **Mode, Channel** |
| -4.78 | 11160 | Horizontal | 5580 MHz, Non HT20 mode |

### 5 GHz XOR mode:

| **Mode: Transmitting** | | | |
|---|---|---|---|
| **Margin (dB)** | **Frequency (MHz)** | **Polarization (Horizontal/Vertical)** | **Mode, Channel** |
| -4.51 | 11060 | Vertical | 5530 MHz Non HT 80 mode |

Please refer to the following table and plots for specific test result details

## 6.8 Radiated Emissions Test Result

### 1) 30 MHz – 1 GHz Worst Case, Measured at 3 meters

*EUT configuration: worst Case Colocation, BLE 2440 MHz, 5 GHz XOR Wi-Fi HT/VHT20 mode 5220MHz, 5 GHz AUX Wi-Fi Non HT20 mode 5180MHz and 5 GHz Wi-Fi VHT160 mode 5250 MHz*

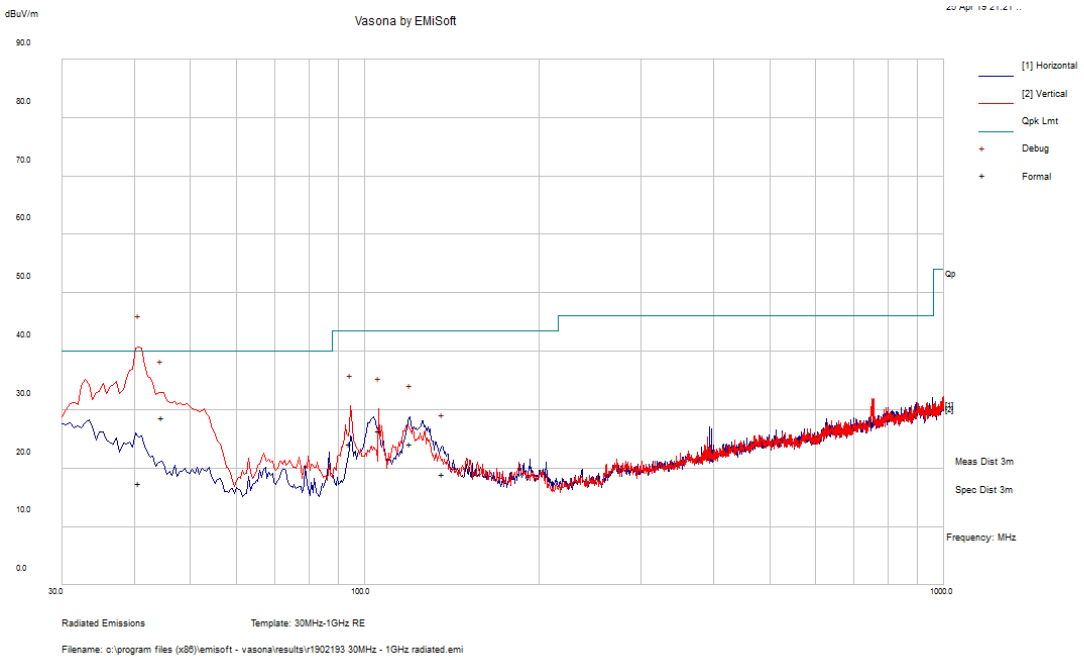


| Frequency (MHz) | Corrected Amplitude (dBµV/m) | Antenna Height (cm) | Antenna Polarity (H/V) | Turntable Azimuth (degrees) | Limit (dBµV/m) | Margin (dB) | Comment |
|---|---|---|---|---|---|---|---|
| 40.70975 | 17.49 | 216 | V | 211 | 40 | -22.51 | Pass |
| 44.63675 | 28.69 | 143 | V | 28 | 40 | -11.31 | Pass |
| 94.3665 | 24.16 | 101 | V | 155 | 43.5 | -19.34 | Pass |
| 105.6793 | 26.51 | 167 | V | 334 | 43.5 | -16.99 | Pass |
| 119.9383 | 24.24 | 230 | H | 85 | 43.5 | -19.26 | Pass |
| 136.4558 | 19.05 | 113 | H | 114 | 43.5 | -24.45 | Pass |

## 2) Above 1 GHz, measured at 1 meters

***Testing was done in 4TX MIMO configuration***

### 5150 - 5250 MHz Regular Mode

| Frequency (MHz) | S.A. Reading (dBµV) | Turntable Azimuth (degrees) | Test Antenna | | | Cable Loss (dB) | Pre-Amp. (dB) | Cord. Reading (dBµV/m) | FCC/ISEDC | | Comments |
|---|---|---|---|---|---|---|---|---|---|---|---|
| | | | Height (cm) | Polarity (H/V) | Factor (dB/m) | | | | Limit (dBµV/m) | Margin (dB) | |
| Low Channel 5180 MHz Non HT20 mode power setting: 17 | | | | | | | | | | | |
| 10360 | 43.77 | 0 | 100 | H | 39.24 | 16.54 | 30.09 | 69.46 | 84 | -14.54 | PK |
| 10360 | 29.74 | 0 | 100 | H | 39.24 | 16.54 | 30.09 | 55.43 | 64 | -8.57 | AV |
| 10360 | 42.61 | 0 | 100 | V | 39.24 | 16.54 | 30.09 | 68.30 | 84 | -15.70 | PK |
| 10360 | 30.72 | 0 | 100 | V | 39.24 | 16.54 | 30.09 | 56.41 | 64 | -7.59 | AV |
| 15480 | 43.20 | 0 | 100 | H | 39.00 | 20.15 | 33.72 | 68.63 | 84 | -15.37 | PK |
| 15480 | 32.08 | 0 | 100 | H | 39.00 | 20.15 | 33.72 | 57.51 | 64 | -6.49 | AV |
| 15480 | 42.90 | 0 | 100 | V | 39.00 | 20.15 | 33.72 | 68.33 | 84 | -15.67 | PK |
| 15480 | 31.87 | 0 | 100 | V | 39.00 | 20.15 | 33.72 | 57.30 | 64 | -6.70 | AV |
| Mid Channel 5220 MHz Non HT20 mode power setting: 17 | | | | | | | | | | | |
| 10440 | 41.96 | 0 | 100 | H | 39.28 | 16.87 | 30.61 | 67.49 | 84 | -16.51 | PK |
| 10440 | 30.19 | 0 | 100 | H | 39.28 | 16.87 | 30.61 | 55.73 | 64 | -8.27 | AV |
| 10440 | 41.10 | 0 | 100 | V | 39.28 | 16.87 | 30.61 | 66.63 | 84 | -17.37 | PK |
| 10440 | 30.03 | 0 | 100 | V | 39.28 | 16.87 | 30.61 | 55.57 | 64 | -8.44 | AV |
| 15660 | 42.30 | 0 | 100 | H | 38.50 | 20.15 | 33.81 | 67.14 | 84 | -16.86 | PK |
| 15660 | 31.03 | 0 | 100 | H | 38.50 | 20.15 | 33.81 | 55.86 | 64 | -8.14 | AV |
| 15660 | 42.44 | 0 | 100 | V | 38.50 | 20.15 | 33.81 | 67.28 | 84 | -16.72 | PK |
| 15660 | 31.17 | 0 | 100 | V | 38.50 | 20.15 | 33.81 | 56.00 | 64 | -8.00 | AV |
| High Channel 5240 MHz Non HT20 mode power setting: 17 | | | | | | | | | | | |
| 10480 | 41.05 | 0 | 100 | H | 39.31 | 16.87 | 30.61 | 66.61 | 84 | -17.39 | PK |
| 10480 | 29.90 | 0 | 100 | H | 39.31 | 16.87 | 30.61 | 55.46 | 64 | -8.54 | AV |
| 10480 | 41.08 | 0 | 100 | V | 39.31 | 16.87 | 30.61 | 66.64 | 84 | -17.36 | PK |
| 10480 | 29.70 | 0 | 100 | V | 39.31 | 16.87 | 30.61 | 55.26 | 64 | -8.74 | AV |
| 15720 | 42.35 | 0 | 100 | H | 38.49 | 20.15 | 34.01 | 66.98 | 84 | -17.02 | PK |
| 15720 | 30.86 | 0 | 100 | H | 38.49 | 20.15 | 34.01 | 55.49 | 64 | -8.51 | AV |
| 15720 | 42.30 | 0 | 100 | V | 38.49 | 20.15 | 34.01 | 66.93 | 84 | -17.07 | PK |
| 15720 | 30.59 | 0 | 100 | V | 38.49 | 20.15 | 34.01 | 55.22 | 64 | -8.78 | AV |

| Frequency (MHz) | S.A. Reading (dBµV) | Turntable Azimuth (degrees) | Test Antenna | | | Cable Loss (dB) | Pre-Amp. (dB) | Cord. Reading (dBµV/m) | FCC/ISEDC | | Comments |
|---|---|---|---|---|---|---|---|---|---|---|---|
| | | | Height (cm) | Polarity (H/V) | Factor (dB/m) | | | | Limit (dBµV/m) | Margin (dB) | |
| Low Channel 5180 MHz HT/VHT20 mode power setting: 17 | | | | | | | | | | | |
| 10360 | 42.45 | 0 | 100 | H | 39.24 | 16.54 | 30.09 | 68.14 | 84 | -15.86 | PK |
| 10360 | 30.41 | 0 | 100 | H | 39.24 | 16.54 | 30.09 | 56.10 | 64 | -7.90 | AV |
| 10360 | 41.54 | 0 | 100 | V | 39.24 | 16.54 | 30.09 | 67.23 | 84 | -16.77 | PK |
| 10360 | 29.95 | 0 | 100 | V | 39.24 | 16.54 | 30.09 | 55.64 | 64 | -8.36 | AV |
| 15480 | 42.09 | 0 | 100 | H | 39.00 | 20.15 | 33.72 | 67.52 | 84 | -16.48 | PK |
| 15480 | 31.42 | 0 | 100 | H | 39.00 | 20.15 | 33.72 | 56.85 | 64 | -7.15 | AV |
| 15480 | 42.46 | 0 | 100 | V | 39.00 | 20.15 | 33.72 | 67.89 | 84 | -16.11 | PK |
| 15480 | 31.51 | 0 | 100 | V | 39.00 | 20.15 | 33.72 | 56.94 | 64 | -7.06 | AV |
| Mid Channel 5220 MHz HT/VHT20 mode power setting: 17 | | | | | | | | | | | |
| 10440 | 42.03 | 0 | 100 | H | 39.28 | 16.87 | 30.61 | 67.56 | 84 | -16.44 | PK |
| 10440 | 30.51 | 0 | 100 | H | 39.28 | 16.87 | 30.61 | 56.04 | 64 | -7.96 | AV |
| 10440 | 41.45 | 0 | 100 | V | 39.28 | 16.87 | 30.61 | 66.98 | 84 | -17.02 | PK |
| 10440 | 30.02 | 0 | 100 | V | 39.28 | 16.87 | 30.61 | 55.55 | 64 | -8.45 | AV |
| 15660 | 42.51 | 0 | 100 | H | 38.50 | 20.15 | 33.81 | 67.35 | 84 | -16.65 | PK |
| 15660 | 30.81 | 0 | 100 | H | 38.50 | 20.15 | 33.81 | 55.65 | 64 | -8.35 | AV |
| 15660 | 41.80 | 0 | 100 | V | 38.50 | 20.15 | 33.81 | 66.64 | 84 | -17.36 | PK |
| 15660 | 30.69 | 0 | 100 | V | 38.50 | 20.15 | 33.81 | 55.53 | 64 | -8.47 | AV |
| High Channel 5240 MHz HT/VHT20 mode power setting: 17 | | | | | | | | | | | |
| 10480 | 41.18 | 0 | 100 | H | 39.31 | 16.87 | 30.61 | 66.74 | 84 | -17.26 | PK |
| 10480 | 29.71 | 0 | 100 | H | 39.31 | 16.87 | 30.61 | 55.27 | 64 | -8.74 | AV |
| 10480 | 41.23 | 0 | 100 | V | 39.31 | 16.87 | 30.61 | 66.79 | 84 | -17.21 | PK |
| 10480 | 29.43 | 0 | 100 | V | 39.31 | 16.87 | 30.61 | 54.99 | 64 | -9.01 | AV |
| 15720 | 40.59 | 0 | 100 | H | 38.49 | 20.15 | 34.01 | 65.22 | 84 | -18.78 | PK |
| 15720 | 29.39 | 0 | 100 | H | 38.49 | 20.15 | 34.01 | 54.02 | 64 | -9.98 | AV |
| 15720 | 40.93 | 0 | 100 | V | 38.49 | 20.15 | 34.01 | 65.56 | 84 | -18.44 | PK |
| 15720 | 29.92 | 0 | 100 | V | 38.49 | 20.15 | 34.01 | 54.55 | 64 | -9.45 | AV |

| Frequency (MHz) | S.A. Reading (dBµV) | Turntable Azimuth (degrees) | Test Antenna | | | Cable Loss (dB) | Pre-Amp. (dB) | Cord. Reading (dBµV/m) | FCC/ISEDC | | Comments |
|---|---|---|---|---|---|---|---|---|---|---|---|
| | | | Height (cm) | Polarity (H/V) | Factor (dB/m) | | | | Limit (dBµV/m) | Margin (dB) | |
| Low Channel 5180 MHz HE20 mode power setting: 17 | | | | | | | | | | | |
| 10360 | 46.43 | 0 | 100 | H | 39.24 | 8.27 | 30.09 | 63.85 | 84 | -20.15 | PK |
| 10360 | 33.62 | 0 | 100 | H | 39.24 | 8.27 | 30.09 | 51.04 | 64 | -12.96 | AV |
| 10360 | 46.12 | 0 | 100 | V | 39.24 | 8.27 | 30.09 | 63.54 | 84 | -20.46 | PK |
| 10360 | 33.14 | 0 | 100 | V | 39.24 | 8.27 | 30.09 | 50.56 | 64 | -13.44 | AV |
| Mid Channel 5220 MHz HE20 mode power setting: 17 | | | | | | | | | | | |
| 10440 | 46.87 | 0 | 100 | H | 39.28 | 8.43 | 30.61 | 63.97 | 84 | -20.03 | PK |
| 10440 | 33.07 | 0 | 100 | H | 39.28 | 8.43 | 30.61 | 50.17 | 64 | -13.83 | AV |
| 10440 | 46.74 | 0 | 100 | V | 39.28 | 8.43 | 30.61 | 63.84 | 84 | -20.16 | PK |
| 10440 | 32.67 | 0 | 100 | V | 39.28 | 8.43 | 30.61 | 49.77 | 64 | -14.23 | AV |
| High Channel 5240 MHz HE20 mode power setting: 17 | | | | | | | | | | | |
| 10480 | 46.23 | 0 | 100 | H | 39.31 | 8.43 | 30.61 | 63.36 | 84 | -20.64 | PK |
| 10480 | 32.98 | 0 | 100 | H | 39.31 | 8.43 | 30.61 | 50.11 | 64 | -13.89 | AV |
| 10480 | 45.98 | 0 | 100 | V | 39.31 | 8.43 | 30.61 | 63.11 | 84 | -20.89 | PK |
| 10480 | 33.05 | 0 | 100 | V | 39.31 | 8.43 | 30.61 | 50.18 | 64 | -13.82 | AV |

| Frequency (MHz) | S.A. Reading (dBµV) | Turntable Azimuth (degrees) | Test Antenna | | | Cable Loss (dB) | Pre-Amp. (dB) | Cord. Reading (dBµV/m) | FCC/ISEDC | | Comments |
|---|---|---|---|---|---|---|---|---|---|---|---|
| | | | Height (cm) | Polarity (H/V) | Factor (dB/m) | | | | Limit (dBµV/m) | Margin (dB) | |
| Low Channel 5190 MHz Non HT40 mode power setting: 17 | | | | | | | | | | | |
| 10380 | 41.90 | 0 | 100 | H | 39.28 | 16.54 | 30.09 | 67.63 | 84 | -16.37 | PK |
| 10380 | 30.13 | 0 | 100 | H | 39.28 | 16.54 | 30.09 | 55.86 | 64 | -8.14 | AV |
| 10380 | 41.42 | 0 | 100 | V | 39.28 | 16.54 | 30.09 | 67.15 | 84 | -16.85 | PK |
| 10380 | 30.05 | 0 | 100 | V | 39.28 | 16.54 | 30.09 | 55.78 | 64 | -8.22 | AV |
| 15570 | 41.51 | 0 | 100 | H | 38.63 | 20.15 | 33.72 | 66.57 | 84 | -17.43 | PK |
| 15570 | 30.88 | 0 | 100 | H | 38.63 | 20.15 | 33.72 | 55.94 | 64 | -8.06 | AV |
| 15570 | 42.63 | 0 | 100 | V | 38.63 | 20.15 | 33.72 | 67.69 | 84 | -16.31 | PK |
| 15570 | 30.69 | 0 | 100 | V | 38.63 | 20.15 | 33.72 | 55.75 | 64 | -8.25 | AV |
| High Channel 5230 MHz Non HT40 mode power setting: 17 | | | | | | | | | | | |
| 10460 | 39.74 | 0 | 100 | H | 39.27 | 16.87 | 30.61 | 65.26 | 84 | -18.74 | PK |
| 10460 | 28.51 | 0 | 100 | H | 39.27 | 16.87 | 30.61 | 54.03 | 64 | -9.97 | AV |
| 10460 | 40.37 | 0 | 100 | V | 39.27 | 16.87 | 30.61 | 65.89 | 84 | -18.11 | PK |
| 10460 | 29.21 | 0 | 100 | V | 39.27 | 16.87 | 30.61 | 54.73 | 64 | -9.27 | AV |
| 15690 | 41.24 | 0 | 100 | H | 38.49 | 20.15 | 33.81 | 66.07 | 84 | -17.93 | PK |
| 15690 | 30.74 | 0 | 100 | H | 38.49 | 20.15 | 33.81 | 55.57 | 64 | -8.43 | AV |
| 15690 | 41.43 | 0 | 100 | V | 38.49 | 20.15 | 33.81 | 66.26 | 84 | -17.74 | PK |
| 15690 | 30.32 | 0 | 100 | V | 38.49 | 20.15 | 33.81 | 55.15 | 64 | -8.85 | AV |

| Frequency (MHz) | S.A. Reading (dBµV) | Turntable Azimuth (degrees) | Test Antenna | | | Cable Loss (dB) | Pre-Amp. (dB) | Cord. Reading (dBµV/m) | FCC/ISEDC | | Comments |
|---|---|---|---|---|---|---|---|---|---|---|---|
| | | | Height (cm) | Polarity (H/V) | Factor (dB/m) | | | | Limit (dBµV/m) | Margin (dB) | |
| Low Channel 5190 MHz HT/VHT40 mode power setting: 17 | | | | | | | | | | | |
| 10380 | 41.38 | 0 | 100 | H | 39.28 | 16.54 | 30.09 | 67.11 | 84 | -16.89 | PK |
| 10380 | 20.72 | 0 | 100 | H | 39.28 | 16.54 | 30.09 | 46.45 | 64 | -17.55 | AV |
| 10380 | 41.16 | 0 | 100 | V | 39.28 | 16.54 | 30.09 | 66.89 | 84 | -17.11 | PK |
| 10380 | 29.57 | 0 | 100 | V | 39.28 | 16.54 | 30.09 | 55.30 | 64 | -8.70 | AV |
| 15570 | 41.49 | 0 | 100 | H | 38.63 | 20.15 | 33.72 | 66.55 | 84 | -17.45 | PK |
| 15570 | 30.61 | 0 | 100 | H | 38.63 | 20.15 | 33.72 | 55.68 | 64 | -8.32 | AV |
| 15570 | 41.62 | 0 | 100 | V | 38.63 | 20.15 | 33.72 | 66.68 | 84 | -17.32 | PK |
| 15570 | 30.70 | 0 | 100 | V | 38.63 | 20.15 | 33.72 | 55.76 | 64 | -8.24 | AV |
| High Channel 5230 MHz HT/VHT40 mode power setting: 17 | | | | | | | | | | | |
| 10460 | 40.19 | 0 | 100 | H | 39.27 | 16.87 | 30.61 | 65.71 | 84 | -18.29 | PK |
| 10460 | 28.48 | 0 | 100 | H | 39.27 | 16.87 | 30.61 | 54.00 | 64 | -10.00 | AV |
| 10460 | 39.83 | 0 | 100 | V | 39.27 | 16.87 | 30.61 | 65.35 | 84 | -18.65 | PK |
| 10460 | 28.51 | 0 | 100 | V | 39.27 | 16.87 | 30.61 | 54.03 | 64 | -9.97 | AV |
| 15690 | 41.04 | 0 | 100 | H | 38.49 | 20.15 | 33.81 | 65.87 | 84 | -18.13 | PK |
| 15690 | 30.21 | 0 | 100 | H | 38.49 | 20.15 | 33.81 | 55.04 | 64 | -8.96 | AV |
| 15690 | 40.66 | 0 | 100 | V | 38.49 | 20.15 | 33.81 | 65.49 | 84 | -18.51 | PK |
| 15690 | 30.09 | 0 | 100 | V | 38.49 | 20.15 | 33.81 | 54.92 | 64 | -9.08 | AV |

| Frequency (MHz) | S.A. Reading (dBµV) | Turntable Azimuth (degrees) | Test Antenna | | | Cable Loss (dB) | Pre-Amp. (dB) | Cord. Reading (dBµV/m) | FCC/ISEDC | | Comments |
|---|---|---|---|---|---|---|---|---|---|---|---|
| | | | Height (cm) | Polarity (H/V) | Factor (dB/m) | | | | Limit (dBµV/m) | Margin (dB) | |
| Low Channel 5190 MHz HE40 mode power setting: 17 | | | | | | | | | | | |
| 10380 | 46.05 | 0 | 100 | H | 39.28 | 8.27 | 30.09 | 63.51 | 84 | -20.49 | PK |
| 10380 | 33.59 | 0 | 100 | H | 39.28 | 8.27 | 30.09 | 51.05 | 64 | -12.95 | AV |
| 10380 | 45.95 | 0 | 100 | V | 39.28 | 8.27 | 30.09 | 63.41 | 84 | -20.59 | PK |
| 10380 | 32.98 | 0 | 100 | V | 39.28 | 8.27 | 30.09 | 50.44 | 64 | -13.56 | AV |
| High Channel 5230 MHz HE40 mode power setting: 17 | | | | | | | | | | | |
| 10460 | 46.25 | 0 | 100 | H | 39.27 | 8.43 | 30.61 | 63.34 | 84 | -20.66 | PK |
| 10460 | 33.27 | 0 | 100 | H | 39.27 | 8.43 | 30.61 | 50.36 | 64 | -13.64 | AV |
| 10460 | 46.02 | 0 | 100 | V | 39.27 | 8.43 | 30.61 | 63.11 | 84 | -20.89 | PK |
| 10460 | 33.19 | 0 | 100 | V | 39.27 | 8.43 | 30.61 | 50.28 | 64 | -13.72 | AV |

| Frequency (MHz) | S.A. Reading (dBµV) | Turntable Azimuth (degrees) | Test Antenna | | | Cable Loss (dB) | Pre-Amp. (dB) | Cord. Reading (dBµV/m) | FCC/ISEDC | | Comments |
|---|---|---|---|---|---|---|---|---|---|---|---|
| | | | Height (cm) | Polarity (H/V) | Factor (dB/m) | | | | Limit (dBµV/m) | Margin (dB) | |
| High Channel 5210 MHz Non HT80 mode power setting: 17 | | | | | | | | | | | |
| 10420 | 40.63 | 0 | 100 | H | 39.28 | 16.87 | 30.61 | 66.16 | 84 | -17.84 | PK |
| 10420 | 29.76 | 0 | 100 | H | 39.28 | 16.87 | 30.61 | 55.30 | 64 | -8.70 | AV |
| 10420 | 40.17 | 0 | 100 | V | 39.28 | 16.87 | 30.61 | 65.70 | 84 | -18.30 | PK |
| 10420 | 29.61 | 0 | 100 | V | 39.28 | 16.87 | 30.61 | 55.15 | 64 | -8.85 | AV |
| 15630 | 40.97 | 0 | 100 | H | 38.63 | 20.15 | 33.81 | 65.94 | 84 | -18.06 | PK |
| 15630 | 29.82 | 0 | 100 | H | 38.63 | 20.15 | 33.81 | 54.79 | 64 | -9.21 | AV |
| 15630 | 41.23 | 0 | 100 | V | 38.63 | 20.15 | 33.81 | 66.20 | 84 | -17.80 | PK |
| 15630 | 30.19 | 0 | 100 | V | 38.63 | 20.15 | 33.81 | 55.16 | 64 | -8.84 | AV |
| High Channel 5210 MHz VHT80 mode power setting: 17 | | | | | | | | | | | |
| 10420 | 42.20 | 0 | 100 | H | 39.28 | 16.87 | 30.61 | 67.73 | 84 | -16.27 | PK |
| 10420 | 30.97 | 0 | 100 | H | 39.28 | 16.87 | 30.61 | 56.51 | 64 | -7.50 | AV |
| 10420 | 41.91 | 0 | 100 | V | 39.28 | 16.87 | 30.61 | 67.44 | 84 | -16.56 | PK |
| 10420 | 31.09 | 0 | 100 | V | 39.28 | 16.87 | 30.61 | 56.62 | 64 | -7.38 | AV |
| 15630 | 41.08 | 0 | 100 | H | 38.63 | 20.15 | 33.81 | 66.05 | 84 | -17.95 | PK |
| 15630 | 29.85 | 0 | 100 | H | 38.63 | 20.15 | 33.81 | 54.83 | 64 | -9.18 | AV |
| 15630 | 40.85 | 0 | 100 | V | 38.63 | 20.15 | 33.81 | 65.82 | 84 | -18.18 | PK |
| 15630 | 30.15 | 0 | 100 | V | 38.63 | 20.15 | 33.81 | 55.12 | 64 | -8.88 | AV |
| High Channel 5210 MHz HE80 mode power setting: 17 | | | | | | | | | | | |
| 10420 | 46.17 | 0 | 100 | H | 39.28 | 8.43 | 30.61 | 63.27 | 84 | -20.73 | PK |
| 10420 | 32.04 | 0 | 100 | H | 39.28 | 8.43 | 30.61 | 49.14 | 64 | -14.86 | AV |
| 10420 | 45.75 | 0 | 100 | V | 39.28 | 8.43 | 30.61 | 62.85 | 84 | -21.15 | PK |
| 10420 | 32.95 | 0 | 100 | V | 39.28 | 8.43 | 30.61 | 50.05 | 64 | -13.95 | AV |

| Frequency (MHz) | S.A. Reading (dBµV) | Turntable Azimuth (degrees) | Test Antenna | | | Cable Loss (dB) | Pre-Amp. (dB) | Cord. Reading (dBµV/m) | FCC/ISEDC | | Comments |
|---|---|---|---|---|---|---|---|---|---|---|---|
| | | | Height (cm) | Polarity (H/V) | Factor (dB/m) | | | | Limit (dBµV/m) | Margin (dB) | |
| Channel 5250 MHz Non HT160 mode power setting: 17 | | | | | | | | | | | |
| 10500 | 40.31 | 0 | 100 | H | 39.28 | 16.87 | 31.62 | 64.83 | 84 | -19.17 | PK |
| 10500 | 29.67 | 0 | 100 | H | 39.28 | 16.87 | 31.62 | 54.19 | 64 | -9.81 | AV |
| 10500 | 41.19 | 0 | 100 | V | 39.28 | 16.87 | 31.62 | 65.71 | 84 | -18.29 | PK |
| 10500 | 29.70 | 0 | 100 | V | 39.28 | 16.87 | 31.62 | 54.22 | 64 | -9.78 | AV |
| Channel 5250 MHz VHT160 mode power setting: 17 | | | | | | | | | | | |
| 10500 | 41.08 | 0 | 100 | H | 39.28 | 16.87 | 31.62 | 65.60 | 84 | -18.40 | PK |
| 10500 | 31.98 | 0 | 100 | H | 39.28 | 16.87 | 31.62 | 56.50 | 64 | -7.50 | AV |
| 10500 | 43.05 | 0 | 100 | V | 39.28 | 16.87 | 31.62 | 67.57 | 84 | -16.43 | PK |
| 10500 | 31.64 | 0 | 100 | V | 39.28 | 16.87 | 31.62 | 56.17 | 64 | -7.83 | AV |
| Channel 5250 MHz HE160 mode power setting: 17 | | | | | | | | | | | |
| 10500 | 46.27 | 0 | 100 | H | 39.28 | 8.43 | 31.62 | 62.36 | 84 | -21.64 | PK |
| 10500 | 32.57 | 0 | 100 | H | 39.28 | 8.43 | 31.62 | 48.66 | 64 | -15.34 | AV |
| 10500 | 46.07 | 0 | 100 | V | 39.28 | 8.43 | 31.62 | 62.16 | 84 | -21.84 | PK |
| 10500 | 32.93 | 0 | 100 | V | 39.28 | 8.43 | 31.62 | 49.02 | 64 | -14.98 | AV |

## 5250 - 5350 MHz Regular Mode

| Frequency (MHz) | S.A. Reading (dBµV) | Turntable Azimuth (degrees) | Test Antenna | | | Cable Loss (dB) | Pre-Amp. (dB) | Cord. Reading (dBµV/m) | FCC/ISEDC | | Comments |
|---|---|---|---|---|---|---|---|---|---|---|---|
| | | | Height (cm) | Polarity (H/V) | Factor (dB/m) | | | | Limit (dBµV/m) | Margin (dB) | |
| Low Channel 5260 MHz Non HT20 mode power setting: 17 | | | | | | | | | | | |
| 10520 | 41.69 | 0 | 100 | H | 39.31 | 19.29 | 31.62 | 68.66 | 84 | -15.34 | PK |
| 10520 | 31.12 | 0 | 100 | H | 39.31 | 19.29 | 31.62 | 58.09 | 64 | -5.91 | AV |
| 10520 | 41.83 | 0 | 100 | V | 39.31 | 19.29 | 31.62 | 68.80 | 84 | -15.20 | PK |
| 10520 | 31.24 | 0 | 100 | V | 39.31 | 19.29 | 31.62 | 58.21 | 64 | -5.79 | AV |
| Mid Channel 5300 MHz Non HT20 mode power setting: 17 | | | | | | | | | | | |
| 10600 | 40.95 | 0 | 100 | H | 39.34 | 19.29 | 32.58 | 67.00 | 84 | -17.00 | PK |
| 10600 | 31.08 | 0 | 100 | H | 39.34 | 19.29 | 32.58 | 57.13 | 64 | -6.87 | AV |
| 10600 | 41.05 | 0 | 100 | V | 39.34 | 19.29 | 32.58 | 67.10 | 84 | -16.90 | PK |
| 10600 | 29.98 | 0 | 100 | V | 39.34 | 19.29 | 32.58 | 56.03 | 64 | -7.97 | AV |
| High Channel 5320MHz Non HT20 mode power setting: 17 | | | | | | | | | | | |
| 10640 | 41.01 | 0 | 100 | H | 39.34 | 19.29 | 32.58 | 67.06 | 84 | -16.94 | PK |
| 10640 | 31.20 | 0 | 100 | H | 39.34 | 19.29 | 32.58 | 57.25 | 64 | -6.75 | AV |
| 10640 | 42.08 | 0 | 100 | V | 39.34 | 19.29 | 32.58 | 68.13 | 84 | -15.87 | PK |
| 10640 | 30.98 | 0 | 100 | V | 39.34 | 19.29 | 32.58 | 57.02 | 64 | -6.98 | AV |

| Frequency (MHz) | S.A. Reading (dBµV) | Turntable Azimuth (degrees) | Test Antenna | | | Cable Loss (dB) | Pre-Amp. (dB) | Cord. Reading (dBµV/m) | FCC/ISEDC | | Comments |
|---|---|---|---|---|---|---|---|---|---|---|---|
| | | | Height (cm) | Polarity (H/V) | Factor (dB/m) | | | | Limit (dBµV/m) | Margin (dB) | |
| Low Channel 5260 MHz HT/VHT20 mode power setting: 17 | | | | | | | | | | | |
| 10520 | 41.22 | 0 | 100 | H | 39.31 | 19.29 | 31.62 | 68.19 | 84 | -15.81 | PK |
| 10520 | 31.60 | 0 | 100 | H | 39.31 | 19.29 | 31.62 | 58.57 | 64 | -5.43 | AV |
| 10520 | 41.15 | 0 | 100 | V | 39.31 | 19.29 | 31.62 | 68.12 | 84 | -15.88 | PK |
| 10520 | 31.23 | 0 | 100 | V | 39.31 | 19.29 | 31.62 | 58.20 | 64 | -5.80 | AV |
| Mid Channel 5300 MHz HT/VHT20 mode power setting: 17 | | | | | | | | | | | |
| 10600 | 41.54 | 0 | 100 | H | 39.34 | 19.29 | 32.58 | 67.59 | 84 | -16.41 | PK |
| 10600 | 31.06 | 0 | 100 | H | 39.34 | 19.29 | 32.58 | 57.11 | 64 | -6.89 | AV |
| 10600 | 42.13 | 0 | 100 | V | 39.34 | 19.29 | 32.58 | 68.18 | 84 | -15.82 | PK |
| 10600 | 31.25 | 0 | 100 | V | 39.34 | 19.29 | 32.58 | 57.30 | 64 | -6.70 | AV |
| High Channel 5320 MHz HT/VHT20 mode power setting: 17 | | | | | | | | | | | |
| 10640 | 42.36 | 0 | 100 | H | 39.34 | 19.29 | 32.58 | 68.41 | 84 | -15.59 | PK |
| 10640 | 31.85 | 0 | 100 | H | 39.34 | 19.29 | 32.58 | 57.89 | 64 | -6.11 | AV |
| 10640 | 42.42 | 0 | 100 | V | 39.34 | 19.29 | 32.58 | 68.47 | 84 | -15.53 | PK |
| 10640 | 31.71 | 0 | 100 | V | 39.34 | 19.29 | 32.58 | 57.75 | 64 | -6.25 | AV |

| Frequency (MHz) | S.A. Reading (dBµV) | Turntable Azimuth (degrees) | Test Antenna | | | Cable Loss (dB) | Pre-Amp. (dB) | Cord. Reading (dBµV/m) | FCC/ISEDC | | Comments |
|---|---|---|---|---|---|---|---|---|---|---|---|
| | | | Height (cm) | Polarity (H/V) | Factor (dB/m) | | | | Limit (dBµV/m) | Margin (dB) | |
| Low Channel 5260 MHz HE20 mode power setting: 17 | | | | | | | | | | | |
| 10520 | 42.57 | 0 | 100 | H | 39.31 | 9.64 | 31.62 | 59.90 | 84 | -24.10 | PK |
| 10520 | 31.62 | 0 | 100 | H | 39.31 | 9.64 | 31.62 | 48.95 | 64 | -15.05 | AV |
| 10520 | 42.67 | 0 | 100 | V | 39.31 | 9.64 | 31.62 | 60.00 | 84 | -24.00 | PK |
| 10520 | 31.23 | 0 | 100 | V | 39.31 | 9.64 | 31.62 | 48.55 | 64 | -15.45 | AV |
| Mid Channel 5300 MHz HE20 mode power setting: 17 | | | | | | | | | | | |
| 10600 | 42.82 | 0 | 100 | H | 39.34 | 9.65 | 32.58 | 59.23 | 84 | -24.77 | PK |
| 10600 | 32.07 | 0 | 100 | H | 39.34 | 9.64 | 32.58 | 48.47 | 64 | -15.53 | AV |
| 10600 | 42.56 | 0 | 100 | V | 39.34 | 9.64 | 32.58 | 58.96 | 84 | -25.04 | PK |
| 10600 | 31.95 | 0 | 100 | V | 39.34 | 9.64 | 32.58 | 48.35 | 64 | -15.65 | AV |
| High Channel 5320 MHz HE20 mode power setting: 17 | | | | | | | | | | | |
| 10640 | 42.67 | 0 | 100 | H | 39.34 | 9.65 | 32.58 | 59.08 | 84 | -24.92 | PK |
| 10640 | 32.85 | 0 | 100 | H | 39.34 | 9.64 | 32.58 | 49.25 | 64 | -14.75 | AV |
| 10640 | 41.98 | 0 | 100 | V | 39.34 | 9.64 | 32.58 | 58.38 | 84 | -25.62 | PK |
| 10640 | 31.95 | 0 | 100 | V | 39.34 | 9.64 | 32.58 | 48.35 | 64 | -15.65 | AV |

| Frequency (MHz) | S.A. Reading (dBµV) | Turntable Azimuth (degrees) | Test Antenna | | | Cable Loss (dB) | Pre-Amp. (dB) | Cord. Reading (dBµV/m) | FCC/ISEDC | | Comments |
|---|---|---|---|---|---|---|---|---|---|---|---|
| | | | Height (cm) | Polarity (H/V) | Factor (dB/m) | | | | Limit (dBµV/m) | Margin (dB) | |
| Low Channel 5270 MHz Non HT40 mode power setting: 17 | | | | | | | | | | | |
| 10540 | 42.22 | 0 | 100 | H | 39.31 | 19.29 | 31.62 | 69.19 | 84 | -14.81 | PK |
| 10540 | 32.06 | 0 | 100 | H | 39.31 | 19.29 | 31.62 | 59.03 | 64 | -4.97 | AV |
| 10540 | 42.66 | 0 | 100 | V | 39.31 | 19.29 | 31.62 | 69.63 | 84 | -14.37 | PK |
| 10540 | 32.10 | 0 | 100 | V | 39.31 | 19.29 | 31.62 | 59.07 | 64 | -4.93 | AV |
| High Channel 5310 MHz Non HT40 mode power setting: 17 | | | | | | | | | | | |
| 10620 | 42.06 | 0 | 100 | H | 39.34 | 19.29 | 32.58 | 68.11 | 84 | -15.89 | PK |
| 10620 | 30.90 | 0 | 100 | H | 39.34 | 19.29 | 32.58 | 56.95 | 64 | -7.05 | AV |
| 10620 | 41.96 | 0 | 100 | V | 39.34 | 19.29 | 32.58 | 68.01 | 84 | -15.99 | PK |
| 10620 | 31.22 | 0 | 100 | V | 39.34 | 19.29 | 32.58 | 57.27 | 64 | -6.73 | AV |

| Frequency (MHz) | S.A. Reading (dBµV) | Turntable Azimuth (degrees) | Test Antenna | | | Cable Loss (dB) | Pre-Amp. (dB) | Cord. Reading (dBµV/m) | FCC/ISEDC | | Comments |
|---|---|---|---|---|---|---|---|---|---|---|---|
| | | | Height (cm) | Polarity (H/V) | Factor (dB/m) | | | | Limit (dBµV/m) | Margin (dB) | |
| Low Channel 5270 MHz HT/VHT40 mode power setting: 17 | | | | | | | | | | | |
| 10540 | 42.48 | 0 | 100 | H | 39.31 | 19.29 | 31.62 | 69.45 | 84 | -14.55 | PK |
| 10540 | 31.82 | 0 | 100 | H | 39.31 | 19.29 | 31.62 | 58.79 | 64 | -5.21 | AV |
| 10540 | 42.36 | 0 | 100 | V | 39.31 | 19.29 | 31.62 | 69.33 | 84 | -14.67 | PK |
| 10540 | 31.79 | 0 | 100 | V | 39.31 | 19.29 | 31.62 | 58.76 | 64 | -5.24 | AV |
| High Channel 5310 MHz HT/VHT40 mode power setting: 17 | | | | | | | | | | | |
| 10620 | 41.98 | 0 | 100 | H | 39.34 | 19.29 | 32.58 | 68.03 | 84 | -15.97 | PK |
| 10620 | 31.12 | 0 | 100 | H | 39.34 | 19.29 | 32.58 | 57.16 | 64 | -6.84 | AV |
| 10620 | 42.03 | 0 | 100 | V | 39.34 | 19.29 | 32.58 | 68.08 | 84 | -15.92 | PK |
| 10620 | 31.69 | 0 | 100 | V | 39.34 | 19.29 | 32.58 | 57.74 | 64 | -6.26 | AV |

| Frequency (MHz) | S.A. Reading (dBµV) | Turntable Azimuth (degrees) | Test Antenna | | | Cable Loss (dB) | Pre-Amp. (dB) | Cord. Reading (dBµV/m) | FCC/ISEDC | | Comments |
|---|---|---|---|---|---|---|---|---|---|---|---|
| | | | Height (cm) | Polarity (H/V) | Factor (dB/m) | | | | Limit (dBµV/m) | Margin (dB) | |
| Low Channel 5270 MHz HE40 mode power setting: 17 | | | | | | | | | | | |
| 10540 | 42.26 | 0 | 100 | H | 39.31 | 9.64 | 31.62 | 59.59 | 84 | -24.41 | PK |
| 10540 | 32.08 | 0 | 100 | H | 39.31 | 9.64 | 31.62 | 49.41 | 64 | -14.59 | AV |
| 10540 | 42.75 | 0 | 100 | V | 39.31 | 9.64 | 31.62 | 60.08 | 84 | -23.92 | PK |
| 10540 | 32.07 | 0 | 100 | V | 39.31 | 9.64 | 31.62 | 49.40 | 64 | -14.60 | AV |
| High Channel 5310 MHz HE40 mode power setting: 17 | | | | | | | | | | | |
| 10620 | 42.05 | 0 | 100 | H | 39.34 | 9.64 | 32.58 | 58.45 | 84 | -25.55 | PK |
| 10620 | 31.95 | 0 | 100 | H | 39.34 | 9.64 | 32.58 | 48.35 | 64 | -15.65 | AV |
| 10620 | 42.10 | 0 | 100 | V | 39.34 | 9.64 | 32.58 | 58.50 | 84 | -25.50 | PK |
| 10620 | 32.00 | 0 | 100 | V | 39.34 | 9.64 | 32.58 | 48.40 | 64 | -15.60 | AV |

| Frequency (MHz) | S.A. Reading (dBµV) | Turntable Azimuth (degrees) | Test Antenna | | | Cable Loss (dB) | Pre-Amp. (dB) | Cord. Reading (dBµV/m) | FCC/ISEDC | | Comments |
|---|---|---|---|---|---|---|---|---|---|---|---|
| | | | Height (cm) | Polarity (H/V) | Factor (dB/m) | | | | Limit (dBµV/m) | Margin (dB) | |
| High Channel 5290 MHz Non HT 80 mode power setting: 17 | | | | | | | | | | | |
| 10580 | 42.43 | 0 | 100 | H | 39.31 | 19.29 | 31.62 | 69.40 | 84 | -14.60 | PK |
| 10580 | 31.82 | 0 | 100 | H | 39.31 | 19.29 | 31.62 | 58.80 | 64 | -5.20 | AV |
| 10580 | 42.37 | 0 | 100 | V | 39.31 | 19.29 | 31.62 | 69.34 | 84 | -14.66 | PK |
| 10580 | 31.83 | 0 | 100 | V | 39.31 | 19.29 | 31.62 | 58.80 | 64 | -5.20 | AV |
| High Channel 5290 MHz VHT80 mode power setting: 17 | | | | | | | | | | | |
| 10580 | 42.29 | 0 | 100 | H | 39.31 | 19.29 | 31.62 | 69.26 | 84 | -14.74 | PK |
| 10580 | 32.07 | 0 | 100 | H | 39.31 | 19.29 | 31.62 | 59.05 | 64 | -4.95 | AV |
| 10580 | 42.91 | 0 | 100 | V | 39.31 | 19.29 | 31.62 | 69.88 | 84 | -14.12 | PK |
| 10580 | 31.71 | 0 | 100 | V | 39.31 | 19.29 | 31.62 | 58.68 | 64 | -5.32 | AV |
| High Channel 5290 MHz HE80 mode power setting: 17 | | | | | | | | | | | |
| 10580 | 42.65 | 0 | 100 | H | 39.31 | 9.64 | 31.62 | 59.98 | 84 | -24.02 | PK |
| 10580 | 32.09 | 0 | 100 | H | 39.31 | 9.64 | 31.62 | 49.42 | 64 | -14.58 | AV |
| 10580 | 42.75 | 0 | 100 | V | 39.31 | 9.64 | 31.62 | 60.08 | 84 | -23.92 | PK |
| 10580 | 32.08 | 0 | 100 | V | 39.31 | 9.64 | 31.62 | 49.41 | 64 | -14.59 | AV |

## 5470 - 5725 MHz Regular Mode

| Frequency (MHz) | S.A. Reading (dBµV) | Turntable Azimuth (degrees) | Test Antenna | | | Cable Loss (dB) | Pre-Amp. (dB) | Cord. Reading (dBµV/m) | FCC/ISEDC | | Comments |
|---|---|---|---|---|---|---|---|---|---|---|---|
| | | | Height (cm) | Polarity (H/V) | Factor (dB/m) | | | | Limit (dBµV/m) | Margin (dB) | |
| Low Channel 5500 MHz Non HT20 mode power setting: 17 | | | | | | | | | | | |
| 11000 | 41.94 | 0 | 100 | H | 39.71 | 10.05 | 33.70 | 58.00 | 84 | -26.00 | PK |
| 11000 | 31.02 | 0 | 100 | H | 39.71 | 10.05 | 33.70 | 47.08 | 64 | -16.92 | AV |
| 11000 | 42.13 | 0 | 100 | V | 39.71 | 10.05 | 33.70 | 58.19 | 84 | -25.81 | PK |
| 11000 | 30.85 | 0 | 100 | V | 39.71 | 10.05 | 33.70 | 46.91 | 64 | -17.10 | AV |
| Mid Channel 5580 MHz Non HT20 mode power setting: 17 | | | | | | | | | | | |
| 11160 | 41.50 | 0 | 100 | H | 39.96 | 10.05 | 33.84 | 57.67 | 84 | -26.33 | PK |
| 11160 | 30.81 | 0 | 100 | H | 39.96 | 10.05 | 33.84 | 46.97 | 64 | -17.03 | AV |
| 11160 | 41.07 | 0 | 100 | V | 39.96 | 10.05 | 33.84 | 57.24 | 84 | -26.76 | PK |
| 11160 | 30.50 | 0 | 100 | V | 39.96 | 10.05 | 33.84 | 46.67 | 64 | -17.33 | AV |
| High Channel 5700 MHz Non HT20 mode power setting: 17 | | | | | | | | | | | |
| 11400 | 41.35 | 0 | 100 | H | 40.65 | 10.09 | 34.34 | 57.75 | 84 | -26.25 | PK |
| 11400 | 30.36 | 0 | 100 | H | 40.65 | 10.09 | 34.34 | 46.76 | 64 | -17.24 | AV |
| 11400 | 40.92 | 0 | 100 | V | 40.65 | 10.09 | 34.34 | 57.32 | 84 | -26.68 | PK |
| 11400 | 30.28 | 0 | 100 | V | 40.65 | 10.09 | 34.34 | 46.68 | 64 | -17.32 | AV |
| High Channel 5720 MHz Non HT20 mode power setting: 17 | | | | | | | | | | | |
| 11460 | 40.44 | 0 | 100 | H | 40.63 | 10.09 | 34.34 | 56.82 | 84 | -27.18 | PK |
| 11460 | 30.02 | 0 | 100 | H | 40.63 | 10.09 | 34.34 | 46.40 | 64 | -17.60 | AV |
| 11460 | 40.95 | 0 | 100 | V | 40.63 | 10.09 | 34.34 | 57.33 | 84 | -26.67 | PK |
| 11460 | 30.25 | 0 | 100 | V | 40.63 | 10.09 | 34.34 | 46.63 | 64 | -17.37 | AV |

| Frequency (MHz) | S.A. Reading (dBµV) | Turntable Azimuth (degrees) | Test Antenna | | | Cable Loss (dB) | Pre-Amp. (dB) | Cord. Reading (dBµV/m) | FCC/ISEDC | | Comments |
|---|---|---|---|---|---|---|---|---|---|---|---|
| | | | Height (cm) | Polarity (H/V) | Factor (dB/m) | | | | Limit (dBµV/m) | Margin (dB) | |
| Low Channel 5500 MHz HT/VHT20 mode power setting: 17 | | | | | | | | | | | |
| 11000 | 41.36 | 0 | 100 | H | 39.71 | 10.05 | 33.70 | 57.42 | 84 | -26.58 | PK |
| 11000 | 30.57 | 0 | 100 | H | 39.71 | 10.05 | 33.70 | 46.63 | 64 | -17.37 | AV |
| 11000 | 41.22 | 0 | 100 | V | 39.71 | 10.05 | 33.70 | 57.28 | 84 | -26.72 | PK |
| 11000 | 30.62 | 0 | 100 | V | 39.71 | 10.05 | 33.70 | 46.68 | 64 | -17.32 | AV |
| Mid Channel 5580 MHz HT/VHT20 mode power setting: 17 | | | | | | | | | | | |
| 11160 | 41.50 | 0 | 100 | H | 39.96 | 10.05 | 33.84 | 57.67 | 84 | -26.33 | PK |
| 11160 | 30.09 | 0 | 100 | H | 39.96 | 10.05 | 33.84 | 46.26 | 64 | -17.74 | AV |
| 11160 | 41.59 | 0 | 100 | V | 39.96 | 10.05 | 33.84 | 57.76 | 84 | -26.24 | PK |
| 11160 | 30.15 | 0 | 100 | V | 39.96 | 10.05 | 33.84 | 46.31 | 64 | -17.69 | AV |
| High Channel 5700 MHz HT/VHT20 mode power setting: 17 | | | | | | | | | | | |
| 11400 | 41.28 | 0 | 100 | H | 40.65 | 10.09 | 34.34 | 57.68 | 84 | -26.32 | PK |
| 11400 | 30.69 | 0 | 100 | H | 40.65 | 10.09 | 34.34 | 47.09 | 64 | -16.91 | AV |
| 11400 | 41.15 | 0 | 100 | V | 40.65 | 10.09 | 34.34 | 57.55 | 84 | -26.45 | PK |
| 11400 | 30.23 | 0 | 100 | V | 40.65 | 10.09 | 34.34 | 46.63 | 64 | -17.37 | AV |
| High Channel 5720 MHz HT/VHT20 mode power setting: 17 | | | | | | | | | | | |
| 11460 | 42.70 | 0 | 100 | H | 40.63 | 10.09 | 34.34 | 59.08 | 84 | -24.92 | PK |
| 11460 | 30.53 | 0 | 100 | H | 40.63 | 10.09 | 34.34 | 46.91 | 64 | -17.09 | AV |
| 11460 | 40.92 | 0 | 100 | V | 40.63 | 10.09 | 34.34 | 57.30 | 84 | -26.70 | PK |
| 11460 | 30.28 | 0 | 100 | V | 40.63 | 10.09 | 34.34 | 46.66 | 64 | -17.34 | AV |

| Frequency (MHz) | S.A. Reading (dBµV) | Turntable Azimuth (degrees) | Test Antenna | | | Cable Loss (dB) | Pre-Amp. (dB) | Cord. Reading (dBµV/m) | FCC/ISEDC | | Comments |
|---|---|---|---|---|---|---|---|---|---|---|---|
| | | | Height (cm) | Polarity (H/V) | Factor (dB/m) | | | | Limit (dBµV/m) | Margin (dB) | |
| Low Channel 5500 MHz HE20 mode power setting: 17 | | | | | | | | | | | |
| 11000 | 43.81 | 0 | 100 | H | 39.71 | 10.05 | 33.70 | 59.87 | 84 | -24.13 | PK |
| 11000 | 32.89 | 0 | 100 | H | 39.71 | 10.05 | 33.70 | 48.95 | 64 | -15.05 | AV |
| 11000 | 43.29 | 0 | 100 | V | 39.71 | 10.05 | 33.70 | 59.35 | 84 | -24.65 | PK |
| 11000 | 31.83 | 0 | 100 | V | 39.71 | 10.05 | 33.70 | 47.89 | 64 | -16.11 | AV |
| Mid Channel 5580 MHz HE20 mode power setting: 17 | | | | | | | | | | | |
| 11160 | 43.56 | 0 | 100 | H | 39.96 | 10.05 | 33.84 | 59.73 | 84 | -24.27 | PK |
| 11160 | 32.00 | 0 | 100 | H | 39.96 | 10.05 | 33.84 | 48.17 | 64 | -15.83 | AV |
| 11160 | 43.16 | 0 | 100 | V | 39.96 | 10.05 | 33.84 | 59.33 | 84 | -24.67 | PK |
| 11160 | 31.84 | 0 | 100 | V | 39.96 | 10.05 | 33.84 | 48.01 | 64 | -15.99 | AV |
| High Channel 5700 MHz HE20 mode power setting: 17 | | | | | | | | | | | |
| 11400 | 42.49 | 0 | 100 | H | 40.65 | 10.09 | 34.34 | 58.89 | 84 | -25.11 | PK |
| 11400 | 31.25 | 0 | 100 | H | 40.65 | 10.09 | 34.34 | 47.65 | 64 | -16.35 | AV |
| 11400 | 42.90 | 0 | 100 | V | 40.65 | 10.09 | 34.34 | 59.30 | 84 | -24.70 | PK |
| 11400 | 31.10 | 0 | 100 | V | 40.65 | 10.09 | 34.34 | 47.50 | 64 | -16.50 | AV |
| High Channel 5720 MHz HE20 mode power setting: 17 | | | | | | | | | | | |
| 11460 | 42.36 | 0 | 100 | H | 40.63 | 10.09 | 34.34 | 58.74 | 84 | -25.26 | PK |
| 11460 | 30.70 | 0 | 100 | H | 40.63 | 10.09 | 34.34 | 47.08 | 64 | -16.92 | AV |
| 11460 | 42.55 | 0 | 100 | V | 40.63 | 10.09 | 34.34 | 58.93 | 84 | -25.07 | PK |
| 11460 | 30.86 | 0 | 100 | V | 40.63 | 10.09 | 34.34 | 47.24 | 64 | -16.76 | AV |

| Frequency (MHz) | S.A. Reading (dBµV) | Turntable Azimuth (degrees) | Test Antenna | | | Cable Loss (dB) | Pre-Amp. (dB) | Cord. Reading (dBµV/m) | FCC/ISEDC | | Comments |
|---|---|---|---|---|---|---|---|---|---|---|---|
| | | | Height (cm) | Polarity (H/V) | Factor (dB/m) | | | | Limit (dBµV/m) | Margin (dB) | |
| Low Channel 5510 MHz Non HT40 mode power setting: 17 | | | | | | | | | | | |
| 11020 | 42.92 | 0 | 100 | H | 39.71 | 20.09 | 33.70 | 69.03 | 84 | -14.98 | PK |
| 11020 | 31.90 | 0 | 100 | H | 39.71 | 20.09 | 33.70 | 58.01 | 64 | -5.99 | AV |
| 11020 | 42.83 | 0 | 100 | V | 39.71 | 20.09 | 33.70 | 68.94 | 84 | -15.07 | PK |
| 11020 | 32.21 | 0 | 100 | V | 39.71 | 20.09 | 33.70 | 58.32 | 64 | -5.69 | AV |
| Mid Channel 5550 MHz Non HT40 mode power setting: 17 | | | | | | | | | | | |
| 11100 | 43.26 | 0 | 100 | H | 39.84 | 20.09 | 33.84 | 69.35 | 84 | -14.65 | PK |
| 11100 | 32.05 | 0 | 100 | H | 39.84 | 20.09 | 33.84 | 58.14 | 64 | -5.86 | AV |
| 11100 | 43.38 | 0 | 100 | V | 39.84 | 20.09 | 33.84 | 69.47 | 84 | -14.53 | PK |
| 11100 | 32.42 | 0 | 100 | V | 39.84 | 20.09 | 33.84 | 58.51 | 64 | -5.49 | AV |
| High Channel 5670 MHz Non HT40 mode power setting: 17 | | | | | | | | | | | |
| 11340 | 43.32 | 0 | 100 | H | 40.48 | 20.09 | 34.16 | 69.74 | 84 | -14.26 | PK |
| 11340 | 32.50 | 0 | 100 | H | 40.48 | 20.09 | 34.16 | 58.91 | 64 | -5.09 | AV |
| 11340 | 43.67 | 0 | 100 | V | 40.48 | 20.09 | 34.16 | 70.09 | 84 | -13.91 | PK |
| 11340 | 32.65 | 0 | 100 | V | 40.48 | 20.09 | 34.16 | 59.07 | 64 | -4.93 | AV |
| High Channel 5710 MHz Non HT40 mode power setting: 17 | | | | | | | | | | | |
| 11420 | 42.37 | 0 | 100 | H | 40.65 | 20.18 | 34.34 | 68.86 | 84 | -15.14 | PK |
| 11420 | 31.74 | 0 | 100 | H | 40.65 | 20.18 | 34.34 | 58.23 | 64 | -5.77 | AV |
| 11420 | 42.20 | 0 | 100 | V | 40.65 | 20.18 | 34.34 | 68.69 | 84 | -15.31 | PK |
| 11420 | 31.88 | 0 | 100 | V | 40.65 | 20.18 | 34.34 | 58.37 | 64 | -5.63 | AV |

| Frequency (MHz) | S.A. Reading (dBµV) | Turntable Azimuth (degrees) | Test Antenna | | | Cable Loss (dB) | Pre-Amp. (dB) | Cord. Reading (dBµV/m) | FCC/ISEDC | | Comments |
|---|---|---|---|---|---|---|---|---|---|---|---|
| | | | Height (cm) | Polarity (H/V) | Factor (dB/m) | | | | Limit (dBµV/m) | Margin (dB) | |
| Low Channel 5510 MHz HT/VHT40 mode power setting: 17 | | | | | | | | | | | |
| 11020 | 42.90 | 0 | 100 | H | 39.71 | 20.09 | 33.70 | 69.01 | 84 | -15.00 | PK |
| 11020 | 32.50 | 0 | 100 | H | 39.71 | 20.09 | 33.70 | 58.61 | 64 | -5.40 | AV |
| 11020 | 42.87 | 0 | 100 | V | 39.71 | 20.09 | 33.70 | 68.98 | 84 | -15.03 | PK |
| 11020 | 32.09 | 0 | 100 | V | 39.71 | 20.09 | 33.70 | 58.20 | 64 | -5.80 | AV |
| Mid Channel 5550 MHz HT/VHT40 mode power setting: 17 | | | | | | | | | | | |
| 11100 | 43.82 | 0 | 100 | H | 39.84 | 20.09 | 33.84 | 69.91 | 84 | -14.09 | PK |
| 11100 | 31.96 | 0 | 100 | H | 39.84 | 20.09 | 33.84 | 58.06 | 64 | -5.94 | AV |
| 11100 | 43.13 | 0 | 100 | V | 39.84 | 20.09 | 33.84 | 69.22 | 84 | -14.78 | PK |
| 11100 | 32.62 | 0 | 100 | V | 39.84 | 20.09 | 33.84 | 58.72 | 64 | -5.29 | AV |
| High Channel 5670 MHz HT/VHT40 mode power setting: 17 | | | | | | | | | | | |
| 11340 | 42.95 | 0 | 100 | H | 40.48 | 20.09 | 34.16 | 69.37 | 84 | -14.63 | PK |
| 11340 | 32.70 | 0 | 100 | H | 40.48 | 20.09 | 34.16 | 59.12 | 64 | -4.88 | AV |
| 11340 | 43.40 | 0 | 100 | V | 40.48 | 20.09 | 34.16 | 69.82 | 84 | -14.18 | PK |
| 11340 | 32.90 | 0 | 100 | V | 40.48 | 20.09 | 34.16 | 59.31 | 64 | -4.69 | AV |
| High Channel 5710 MHz HT/VHT40 mode power setting: 17 | | | | | | | | | | | |
| 11420 | 42.58 | 0 | 100 | H | 40.65 | 20.18 | 34.34 | 69.07 | 84 | -14.93 | PK |
| 11420 | 31.61 | 0 | 100 | H | 40.65 | 20.18 | 34.34 | 58.10 | 64 | -5.90 | AV |
| 11420 | 42.15 | 0 | 100 | V | 40.65 | 20.18 | 34.34 | 68.64 | 84 | -15.36 | PK |
| 11420 | 30.36 | 0 | 100 | V | 40.65 | 20.18 | 34.34 | 56.85 | 64 | -7.15 | AV |

| Frequency (MHz) | S.A. Reading (dBµV) | Turntable Azimuth (degrees) | Test Antenna | | | Cable Loss (dB) | Pre-Amp. (dB) | Cord. Reading (dBµV/m) | FCC/ISEDC | | Comments |
|---|---|---|---|---|---|---|---|---|---|---|---|
| | | | Height (cm) | Polarity (H/V) | Factor (dB/m) | | | | Limit (dBµV/m) | Margin (dB) | |
| Low Channel 5510 MHz HE40 mode power setting: 17 | | | | | | | | | | | |
| 11020 | 42.85 | 0 | 100 | H | 39.71 | 20.09 | 33.70 | 68.96 | 84 | -15.05 | PK |
| 11020 | 31.78 | 0 | 100 | H | 39.71 | 20.09 | 33.70 | 57.89 | 64 | -6.11 | AV |
| 11020 | 42.67 | 0 | 100 | V | 39.71 | 20.09 | 33.70 | 68.78 | 84 | -15.23 | PK |
| 11020 | 31.97 | 0 | 100 | V | 39.71 | 20.09 | 33.70 | 58.08 | 64 | -5.93 | AV |
| Mid Channel 5550 MHz HE40 mode power setting: 17 | | | | | | | | | | | |
| 11100 | 42.85 | 0 | 100 | H | 39.84 | 20.09 | 33.84 | 68.94 | 84 | -15.06 | PK |
| 11100 | 31.32 | 0 | 100 | H | 39.84 | 20.09 | 33.84 | 57.41 | 64 | -6.59 | AV |
| 11100 | 42.67 | 0 | 100 | V | 39.84 | 20.09 | 33.84 | 68.76 | 84 | -15.24 | PK |
| 11100 | 31.42 | 0 | 100 | V | 39.84 | 20.09 | 33.84 | 57.51 | 64 | -6.49 | AV |
| High Channel 5670 MHz HE40 mode power setting: 17 | | | | | | | | | | | |
| 11340 | 43.41 | 0 | 100 | H | 40.48 | 20.09 | 34.16 | 69.83 | 84 | -14.17 | PK |
| 11340 | 31.05 | 0 | 100 | H | 40.48 | 20.09 | 34.16 | 57.47 | 64 | -6.53 | AV |
| 11340 | 43.25 | 0 | 100 | V | 40.48 | 20.09 | 34.16 | 69.67 | 84 | -14.33 | PK |
| 11340 | 31.21 | 0 | 100 | V | 40.48 | 20.09 | 34.16 | 57.63 | 64 | -6.37 | AV |
| High Channel 5710 MHz HE40 mode power setting: 17 | | | | | | | | | | | |
| 11420 | 42.46 | 0 | 100 | H | 40.65 | 20.18 | 34.34 | 68.95 | 84 | -15.05 | PK |
| 11420 | 31.08 | 0 | 100 | H | 40.65 | 20.18 | 34.34 | 57.57 | 64 | -6.43 | AV |
| 11420 | 42.30 | 0 | 100 | V | 40.65 | 20.18 | 34.34 | 68.79 | 84 | -15.21 | PK |
| 11420 | 31.04 | 0 | 100 | V | 40.65 | 20.18 | 34.34 | 57.53 | 64 | -6.47 | AV |

| Frequency (MHz) | S.A. Reading (dBµV) | Turntable Azimuth (degrees) | Test Antenna | | | Cable Loss (dB) | Pre-Amp. (dB) | Cord. Reading (dBµV/m) | FCC/ISEDC | | Comments |
|---|---|---|---|---|---|---|---|---|---|---|---|
| | | | Height (cm) | Polarity (H/V) | Factor (dB/m) | | | | Limit (dBµV/m) | Margin (dB) | |
| Low Channel 5530 MHz Non HT 80 mode power setting: 17 | | | | | | | | | | | |
| 11060 | 43.51 | 0 | 100 | H | 39.76 | 20.18 | 33.70 | 69.75 | 84 | -14.25 | PK |
| 11060 | 32.90 | 0 | 100 | H | 39.76 | 20.18 | 33.70 | 59.14 | 64 | -4.86 | AV |
| 11060 | 43.79 | 0 | 100 | V | 39.76 | 20.18 | 33.70 | 70.03 | 84 | -13.97 | PK |
| 11060 | 33.06 | 0 | 100 | V | 39.76 | 20.18 | 33.70 | 59.30 | 64 | -4.70 | AV |
| Mid Channel 5610 MHz Non HT 80 mode power setting: 17 | | | | | | | | | | | |
| 11220 | 43.10 | 0 | 100 | H | 40.14 | 20.18 | 34.00 | 69.43 | 84 | -14.57 | PK |
| 11220 | 31.80 | 0 | 100 | H | 40.14 | 20.18 | 34.00 | 58.13 | 64 | -5.87 | AV |
| 11220 | 42.79 | 0 | 100 | V | 40.14 | 20.18 | 34.00 | 69.12 | 84 | -14.88 | PK |
| 11220 | 32.22 | 0 | 100 | V | 40.14 | 20.18 | 34.00 | 58.54 | 64 | -5.46 | AV |
| High Channel 5690 MHz Non HT 80 mode power setting: 17 | | | | | | | | | | | |
| 11380 | 42.11 | 0 | 100 | H | 40.60 | 20.18 | 34.16 | 68.74 | 84 | -15.26 | PK |
| 11380 | 30.61 | 0 | 100 | H | 40.60 | 20.18 | 34.16 | 57.24 | 64 | -6.76 | AV |
| 11380 | 42.06 | 0 | 100 | V | 40.60 | 20.18 | 34.16 | 68.69 | 84 | -15.31 | PK |
| 11380 | 31.15 | 0 | 100 | V | 40.60 | 20.18 | 34.16 | 57.78 | 64 | -6.22 | AV |

| Frequency (MHz) | S.A. Reading (dBµV) | Turntable Azimuth (degrees) | Test Antenna | | | Cable Loss (dB) | Pre-Amp. (dB) | Cord. Reading (dBµV/m) | FCC/ISEDC | | Comments |
|---|---|---|---|---|---|---|---|---|---|---|---|
| | | | Height (cm) | Polarity (H/V) | Factor (dB/m) | | | | Limit (dBµV/m) | Margin (dB) | |
| Low Channel 5530 MHz VHT 80 mode power setting: 17 | | | | | | | | | | | |
| 11060 | 43.15 | 0 | 100 | H | 39.76 | 20.18 | 33.70 | 69.39 | 84 | -14.61 | PK |
| 11060 | 32.51 | 0 | 100 | H | 39.76 | 20.18 | 33.70 | 58.75 | 64 | -5.25 | AV |
| 11060 | 43.45 | 0 | 100 | V | 39.76 | 20.18 | 33.70 | 69.69 | 84 | -14.31 | PK |
| 11060 | 32.81 | 0 | 100 | V | 39.76 | 20.18 | 33.70 | 59.05 | 64 | -4.95 | AV |
| Mid Channel 5610 MHz VHT 80 mode power setting: 17 | | | | | | | | | | | |
| 11220 | 42.36 | 0 | 100 | H | 40.14 | 20.18 | 34.00 | 68.69 | 84 | -15.31 | PK |
| 11220 | 31.41 | 0 | 100 | H | 40.14 | 20.18 | 34.00 | 57.74 | 64 | -6.27 | AV |
| 11220 | 42.28 | 0 | 100 | V | 40.14 | 20.18 | 34.00 | 68.61 | 84 | -15.39 | PK |
| 11220 | 32.11 | 0 | 100 | V | 40.14 | 20.18 | 34.00 | 58.44 | 64 | -5.56 | AV |
| High Channel 5690 MHz VHT 80 mode power setting: 17 | | | | | | | | | | | |
| 11380 | 42.10 | 0 | 100 | H | 40.60 | 20.18 | 34.16 | 68.73 | 84 | -15.27 | PK |
| 11380 | 31.81 | 0 | 100 | H | 40.60 | 20.18 | 34.16 | 58.44 | 64 | -5.56 | AV |
| 11380 | 42.90 | 0 | 100 | V | 40.60 | 20.18 | 34.16 | 69.53 | 84 | -14.47 | PK |
| 11380 | 30.71 | 0 | 100 | V | 40.60 | 20.18 | 34.16 | 57.34 | 64 | -6.66 | AV |

| Frequency (MHz) | S.A. Reading (dBµV) | Turntable Azimuth (degrees) | Test Antenna | | | Cable Loss (dB) | Pre-Amp. (dB) | Cord. Reading (dBµV/m) | FCC/ISEDC | | Comments |
|---|---|---|---|---|---|---|---|---|---|---|---|
| | | | Height (cm) | Polarity (H/V) | Factor (dB/m) | | | | Limit (dBµV/m) | Margin (dB) | |
| Low Channel 5530 MHz HE 80 mode power setting: 17 | | | | | | | | | | | |
| 11060 | 43.48 | 0 | 100 | H | 39.76 | 20.18 | 33.70 | 69.72 | 84 | -14.28 | PK |
| 11060 | 32.21 | 0 | 100 | H | 39.76 | 20.18 | 33.70 | 58.45 | 64 | -5.55 | AV |
| 11060 | 43.12 | 0 | 100 | V | 39.76 | 20.18 | 33.70 | 69.36 | 84 | -14.64 | PK |
| 11060 | 32.43 | 0 | 100 | V | 39.76 | 20.18 | 33.70 | 58.67 | 64 | -5.33 | AV |
| Mid Channel 5610 MHz HE 80 mode power setting: 17 | | | | | | | | | | | |
| 11220 | 42.78 | 0 | 100 | H | 40.14 | 20.18 | 34.00 | 69.11 | 84 | -14.89 | PK |
| 11220 | 31.34 | 0 | 100 | H | 40.14 | 20.18 | 34.00 | 57.67 | 64 | -6.33 | AV |
| 11220 | 42.10 | 0 | 100 | V | 40.14 | 20.18 | 34.00 | 68.43 | 84 | -15.57 | PK |
| 11220 | 31.77 | 0 | 100 | V | 40.14 | 20.18 | 34.00 | 58.10 | 64 | -5.90 | AV |
| High Channel 5690 MHz HE 80 mode power setting: 17 | | | | | | | | | | | |
| 11380 | 42.11 | 0 | 100 | H | 40.60 | 20.18 | 34.16 | 68.74 | 84 | -15.26 | PK |
| 11380 | 31.04 | 0 | 100 | H | 40.60 | 20.18 | 34.16 | 57.67 | 64 | -6.33 | AV |
| 11380 | 41.82 | 0 | 100 | V | 40.60 | 20.18 | 34.16 | 68.45 | 84 | -15.55 | PK |
| 11380 | 30.90 | 0 | 100 | V | 40.60 | 20.18 | 34.16 | 57.53 | 64 | -6.47 | AV |

| Frequency (MHz) | S.A. Reading (dBµV) | Turntable Azimuth (degrees) | Test Antenna | | | Cable Loss (dB) | Pre-Amp. (dB) | Cord. Reading (dBµV/m) | FCC/ISEDC | | Comments |
|---|---|---|---|---|---|---|---|---|---|---|---|
| | | | Height (cm) | Polarity (H/V) | Factor (dB/m) | | | | Limit (dBµV/m) | Margin (dB) | |
| Channel 5570 MHz Non HT160 mode power setting: 17 | | | | | | | | | | | |
| 11140 | 42.70 | 0 | 100 | H | 40.60 | 20.18 | 33.84 | 69.65 | 84 | -14.35 | PK |
| 11140 | 32.59 | 0 | 100 | H | 40.60 | 20.18 | 33.84 | 59.54 | 64 | -4.46 | AV |
| 11140 | 41.51 | 0 | 100 | V | 40.60 | 20.18 | 33.84 | 68.46 | 84 | -15.54 | PK |
| 11140 | 29.82 | 0 | 100 | V | 40.60 | 20.18 | 33.84 | 56.76 | 64 | -7.24 | AV |
| Channel 5570 MHz VHT160 mode power setting: 17 | | | | | | | | | | | |
| 11140 | 43.59 | 0 | 100 | H | 40.60 | 20.18 | 33.84 | 70.54 | 84 | -13.46 | PK |
| 11140 | 32.19 | 0 | 100 | H | 40.60 | 20.18 | 33.84 | 59.13 | 64 | -4.87 | AV |
| 11140 | 43.32 | 0 | 100 | V | 40.60 | 20.18 | 33.84 | 70.27 | 84 | -13.73 | PK |
| 11140 | 32.68 | 0 | 100 | V | 40.60 | 20.18 | 33.84 | 59.62 | 64 | -4.38 | AV |
| Channel 5570 MHz HE160 mode power setting: 17 | | | | | | | | | | | |
| 11140 | 42.01 | 0 | 100 | H | 40.60 | 20.18 | 33.84 | 68.96 | 84 | -15.04 | PK |
| 11140 | 31.28 | 0 | 100 | H | 40.60 | 20.18 | 33.84 | 58.23 | 64 | -5.77 | AV |
| 11140 | 41.98 | 0 | 100 | V | 40.60 | 20.18 | 33.84 | 68.93 | 84 | -15.07 | PK |
| 11140 | 30.91 | 0 | 100 | V | 40.60 | 20.18 | 33.84 | 57.86 | 64 | -6.14 | AV |

## 5725 - 5850 MHz Regular Mode

| Frequency (MHz) | S.A. Reading (dBµV) | Turntable Azimuth (degrees) | Test Antenna | | | Cable Loss (dB) | Pre-Amp. (dB) | Cord. Reading (dBµV/m) | FCC/ISEDC | | Comments |
|---|---|---|---|---|---|---|---|---|---|---|---|
| | | | Height (cm) | Polarity (H/V) | Factor (dB/m) | | | | Limit (dBµV/m) | Margin (dB) | |
| Low Channel 5745 MHz Non HT20 mode power setting: 17 | | | | | | | | | | | |
| 11490 | 42.83 | 0 | 100 | H | 40.63 | 22.31 | 37.74 | 68.02 | 84 | -15.98 | PK |
| 11490 | 31.75 | 0 | 100 | H | 40.63 | 22.31 | 37.74 | 56.94 | 64 | -7.06 | AV |
| 11490 | 42.75 | 0 | 100 | V | 40.63 | 22.31 | 37.74 | 67.94 | 84 | -16.06 | PK |
| 11490 | 31.35 | 0 | 100 | V | 40.63 | 22.31 | 37.74 | 56.54 | 64 | -7.46 | AV |
| Mid Channel 5785 MHz Non HT20 mode power setting: 17 | | | | | | | | | | | |
| 11570 | 43.54 | 0 | 100 | H | 40.57 | 22.42 | 37.97 | 68.56 | 84 | -15.44 | PK |
| 11570 | 31.71 | 0 | 100 | H | 40.57 | 22.42 | 37.97 | 56.73 | 64 | -7.27 | AV |
| 11570 | 42.97 | 0 | 100 | V | 40.57 | 22.42 | 37.97 | 67.99 | 84 | -16.01 | PK |
| 11570 | 31.22 | 0 | 100 | V | 40.57 | 22.42 | 37.97 | 56.24 | 64 | -7.77 | AV |
| High Channel 5825 MHz Non HT20 mode power setting: 17 | | | | | | | | | | | |
| 11650 | 43.35 | 0 | 100 | H | 40.60 | 22.42 | 38.32 | 68.05 | 84 | -15.96 | PK |
| 11650 | 32.37 | 0 | 100 | H | 40.60 | 22.42 | 38.32 | 57.06 | 64 | -6.94 | AV |
| 11650 | 44.31 | 0 | 100 | V | 40.60 | 22.42 | 38.32 | 69.01 | 84 | -15.00 | PK |
| 11650 | 32.43 | 0 | 100 | V | 40.60 | 22.42 | 38.32 | 57.12 | 64 | -6.88 | AV |

| Frequency (MHz) | S.A. Reading (dBµV) | Turntable Azimuth (degrees) | Test Antenna | | | Cable Loss (dB) | Pre-Amp. (dB) | Cord. Reading (dBµV/m) | FCC/ISEDC | | Comments |
|---|---|---|---|---|---|---|---|---|---|---|---|
| | | | Height (cm) | Polarity (H/V) | Factor (dB/m) | | | | Limit (dBµV/m) | Margin (dB) | |
| Low Channel 5745 MHz HT/VHT20 mode power setting: 17 | | | | | | | | | | | |
| 11490 | 43.03 | 0 | 100 | H | 40.63 | 22.31 | 38.31 | 67.66 | 84 | -16.34 | PK |
| 11490 | 31.26 | 0 | 100 | H | 40.63 | 22.31 | 38.31 | 55.89 | 64 | -8.11 | AV |
| 11490 | 42.63 | 0 | 100 | V | 40.63 | 22.31 | 38.31 | 67.26 | 84 | -16.74 | PK |
| 11490 | 31.47 | 0 | 100 | V | 40.63 | 22.31 | 38.31 | 56.10 | 64 | -7.90 | AV |
| Mid Channel 5785 MHz HT/VHT20 mode power setting: 17 | | | | | | | | | | | |
| 11570 | 44.51 | 0 | 100 | H | 40.57 | 22.42 | 37.97 | 69.53 | 84 | -14.47 | PK |
| 11570 | 31.73 | 0 | 100 | H | 40.57 | 22.42 | 37.97 | 56.75 | 64 | -7.25 | AV |
| 11570 | 42.63 | 0 | 100 | V | 40.57 | 22.42 | 37.97 | 67.65 | 84 | -16.35 | PK |
| 11570 | 31.99 | 0 | 100 | V | 40.57 | 22.42 | 37.97 | 57.01 | 64 | -6.99 | AV |
| High Channel 5825 MHz HT/VHT20 mode power setting: 17 | | | | | | | | | | | |
| 11650 | 43.27 | 0 | 100 | H | 40.60 | 22.42 | 38.32 | 67.97 | 84 | -16.04 | PK |
| 11650 | 31.92 | 0 | 100 | H | 40.60 | 22.42 | 38.32 | 56.61 | 64 | -7.39 | AV |
| 11650 | 43.65 | 0 | 100 | V | 40.60 | 22.42 | 38.32 | 68.35 | 84 | -15.66 | PK |
| 11650 | 32.13 | 0 | 100 | V | 40.60 | 22.42 | 38.32 | 56.82 | 64 | -7.18 | AV |

| Frequency (MHz) | S.A. Reading (dBµV) | Turntable Azimuth (degrees) | Test Antenna | | | Cable Loss (dB) | Pre-Amp. (dB) | Cord. Reading (dBµV/m) | FCC/ISEDC | | Comments |
|---|---|---|---|---|---|---|---|---|---|---|---|
| | | | Height (cm) | Polarity (H/V) | Factor (dB/m) | | | | Limit (dBµV/m) | Margin (dB) | |
| Low Channel 5745 MHz HE20 mode power setting: 17 | | | | | | | | | | | |
| 11490 | 43.46 | 0 | 100 | H | 40.63 | 22.31 | 38.31 | 68.09 | 84 | -15.91 | PK |
| 11490 | 31.22 | 0 | 100 | H | 40.63 | 22.31 | 38.31 | 55.85 | 64 | -8.15 | AV |
| 11490 | 43.21 | 0 | 100 | V | 40.63 | 22.31 | 38.31 | 67.84 | 84 | -16.16 | PK |
| 11490 | 31.08 | 0 | 100 | V | 40.63 | 22.31 | 38.31 | 55.71 | 64 | -8.29 | AV |
| Mid Channel 5785 MHz HE20 mode power setting: 17 | | | | | | | | | | | |
| 11570 | 43.09 | 0 | 100 | H | 40.57 | 22.42 | 37.97 | 68.11 | 84 | -15.89 | PK |
| 11570 | 31.14 | 0 | 100 | H | 40.57 | 22.42 | 37.97 | 56.16 | 64 | -7.84 | AV |
| 11570 | 42.03 | 0 | 100 | V | 40.57 | 22.42 | 37.97 | 67.05 | 84 | -16.95 | PK |
| 11570 | 31.28 | 0 | 100 | V | 40.57 | 22.42 | 37.97 | 56.30 | 64 | -7.70 | AV |
| High Channel 5825 MHz HE20 mode power setting: 17 | | | | | | | | | | | |
| 11650 | 42.51 | 0 | 100 | H | 40.60 | 22.42 | 38.32 | 67.21 | 84 | -16.80 | PK |
| 11650 | 31.07 | 0 | 100 | H | 40.60 | 22.42 | 38.32 | 55.77 | 64 | -8.23 | AV |
| 11650 | 42.53 | 0 | 100 | V | 40.60 | 22.42 | 38.32 | 67.23 | 84 | -16.78 | PK |
| 11650 | 31.20 | 0 | 100 | V | 40.60 | 22.42 | 38.32 | 55.90 | 64 | -8.11 | AV |

| Frequency (MHz) | S.A. Reading (dBµV) | Turntable Azimuth (degrees) | Test Antenna | | | Cable Loss (dB) | Pre-Amp. (dB) | Cord. Reading (dBµV/m) | FCC/ISEDC | | Comments |
|---|---|---|---|---|---|---|---|---|---|---|---|
| | | | Height (cm) | Polarity (H/V) | Factor (dB/m) | | | | Limit (dBµV/m) | Margin (dB) | |
| Low Channel 5755 MHz Non HT40 mode power setting: 17 | | | | | | | | | | | |
| 11510 | 43.19 | 0 | 100 | H | 40.50 | 22.45 | 37.97 | 68.17 | 84 | -15.83 | PK |
| 11510 | 31.77 | 0 | 100 | H | 40.50 | 22.45 | 37.97 | 56.75 | 64 | -7.25 | AV |
| 11510 | 42.87 | 0 | 100 | V | 40.50 | 22.45 | 37.97 | 67.85 | 84 | -16.15 | PK |
| 11510 | 31.60 | 0 | 100 | V | 40.50 | 22.45 | 37.97 | 56.58 | 64 | -7.42 | AV |
| High Channel 5795 MHz Non HT40 mode power setting: 17 | | | | | | | | | | | |
| 11590 | 42.58 | 0 | 100 | H | 40.55 | 22.45 | 38.32 | 67.26 | 84 | -16.74 | PK |
| 11590 | 32.14 | 0 | 100 | H | 40.55 | 22.45 | 38.32 | 56.81 | 64 | -7.19 | AV |
| 11590 | 42.69 | 0 | 100 | V | 40.55 | 22.45 | 38.32 | 67.37 | 84 | -16.63 | PK |
| 11590 | 31.76 | 0 | 100 | V | 40.55 | 22.45 | 38.32 | 56.44 | 64 | -7.56 | AV |

| Frequency (MHz) | S.A. Reading (dBµV) | Turntable Azimuth (degrees) | Test Antenna | | | Cable Loss (dB) | Pre-Amp. (dB) | Cord. Reading (dBµV/m) | FCC/ISEDC | | Comments |
|---|---|---|---|---|---|---|---|---|---|---|---|
| | | | Height (cm) | Polarity (H/V) | Factor (dB/m) | | | | Limit (dBµV/m) | Margin (dB) | |
| Low Channel 5755 MHz HT/VHT40 mode power setting: 17 | | | | | | | | | | | |
| 11510 | 42.21 | 0 | 100 | H | 40.50 | 22.45 | 37.97 | 67.19 | 84 | -16.81 | PK |
| 11510 | 31.87 | 0 | 100 | H | 40.50 | 22.45 | 37.97 | 56.85 | 64 | -7.15 | AV |
| 11510 | 42.41 | 0 | 100 | V | 40.50 | 22.45 | 37.97 | 67.39 | 84 | -16.61 | PK |
| 11510 | 31.52 | 0 | 100 | V | 40.50 | 22.45 | 37.97 | 56.50 | 64 | -7.50 | AV |
| High Channel 5795 MHz HT/VHT40 mode power setting: 17 | | | | | | | | | | | |
| 11590 | 41.48 | 0 | 100 | H | 40.55 | 22.45 | 38.32 | 66.16 | 84 | -17.84 | PK |
| 11590 | 30.61 | 0 | 100 | H | 40.55 | 22.45 | 38.32 | 55.29 | 64 | -8.71 | AV |
| 11590 | 42.63 | 0 | 100 | V | 40.55 | 22.45 | 38.32 | 67.31 | 84 | -16.69 | PK |
| 11590 | 31.68 | 0 | 100 | V | 40.55 | 22.45 | 38.32 | 56.36 | 64 | -7.64 | AV |

| Frequency (MHz) | S.A. Reading (dBµV) | Turntable Azimuth (degrees) | Test Antenna | | | Cable Loss (dB) | Pre-Amp. (dB) | Cord. Reading (dBµV/m) | FCC/ISEDC | | Comments |
|---|---|---|---|---|---|---|---|---|---|---|---|
| | | | Height (cm) | Polarity (H/V) | Factor (dB/m) | | | | Limit (dBµV/m) | Margin (dB) | |
| Low Channel 5755 MHz HE40 mode power setting: 17 | | | | | | | | | | | |
| 11510 | 43.32 | 0 | 100 | H | 40.50 | 22.45 | 37.97 | 68.30 | 84 | -15.70 | PK |
| 11510 | 30.86 | 0 | 100 | H | 40.50 | 22.45 | 37.97 | 55.84 | 64 | -8.16 | AV |
| 11510 | 42.98 | 0 | 100 | V | 40.50 | 22.45 | 37.97 | 67.96 | 84 | -16.04 | PK |
| 11510 | 31.41 | 0 | 100 | V | 40.50 | 22.45 | 37.97 | 56.39 | 64 | -7.61 | AV |
| High Channel 5795 MHz HE40 mode power setting: 17 | | | | | | | | | | | |
| 11590 | 42.27 | 0 | 100 | H | 40.55 | 22.45 | 38.32 | 66.95 | 84 | -17.05 | PK |
| 11590 | 31.02 | 0 | 100 | H | 40.55 | 22.45 | 38.32 | 55.70 | 64 | -8.30 | AV |
| 11590 | 42.76 | 0 | 100 | V | 40.55 | 22.45 | 38.32 | 67.44 | 84 | -16.56 | PK |
| 11590 | 31.04 | 0 | 100 | V | 40.55 | 22.45 | 38.32 | 55.72 | 64 | -8.29 | AV |

| Frequency (MHz) | S.A. Reading (dBµV) | Turntable Azimuth (degrees) | Test Antenna | | | Cable Loss (dB) | Pre-Amp. (dB) | Cord. Reading (dBµV/m) | FCC/ISEDC | | Comments |
|---|---|---|---|---|---|---|---|---|---|---|---|
| | | | Height (cm) | Polarity (H/V) | Factor (dB/m) | | | | Limit (dBµV/m) | Margin (dB) | |
| High Channel 5775 MHz Non HT 80 mode power setting: 17 | | | | | | | | | | | |
| 11550 | 42.08 | 0 | 100 | H | 40.57 | 22.45 | 37.97 | 67.14 | 84 | -16.87 | PK |
| 11550 | 31.03 | 0 | 100 | H | 40.57 | 22.45 | 37.97 | 56.08 | 64 | -7.92 | AV |
| 11550 | 42.68 | 0 | 100 | V | 40.57 | 22.45 | 37.97 | 67.74 | 84 | -16.27 | PK |
| 11550 | 31.13 | 0 | 100 | V | 40.57 | 22.45 | 37.97 | 56.19 | 64 | -7.81 | AV |
| High Channel 5775 MHz VHT80 mode power setting: 17 | | | | | | | | | | | |
| 11550 | 43.52 | 0 | 100 | H | 40.57 | 22.45 | 37.97 | 68.58 | 84 | -15.43 | PK |
| 11550 | 31.60 | 0 | 100 | H | 40.57 | 22.45 | 37.97 | 56.66 | 64 | -7.34 | AV |
| 11550 | 42.85 | 0 | 100 | V | 40.57 | 22.45 | 37.97 | 67.91 | 84 | -16.10 | PK |
| 11550 | 31.85 | 0 | 100 | V | 40.57 | 22.45 | 37.97 | 56.91 | 64 | -7.09 | AV |
| High Channel 5775 MHz HE80 mode power setting: 17 | | | | | | | | | | | |
| 11550 | 42.41 | 0 | 100 | H | 40.57 | 22.45 | 37.97 | 67.47 | 84 | -16.54 | PK |
| 11550 | 30.21 | 0 | 100 | H | 40.57 | 22.45 | 37.97 | 55.27 | 64 | -8.74 | AV |
| 11550 | 41.72 | 0 | 100 | V | 40.57 | 22.45 | 37.97 | 66.78 | 84 | -17.23 | PK |
| 11550 | 30.01 | 0 | 100 | V | 40.57 | 22.45 | 37.97 | 55.07 | 64 | -8.94 | AV |

## 5150 - 5250 MHz XOR mode

| Frequency (MHz) | S.A. Reading (dBµV) | Turntable Azimuth (degrees) | Test Antenna | | | Cable Loss (dB) | Pre-Amp. (dB) | Cord. Reading (dBµV/m) | FCC/ISEDC | | Comments |
|---|---|---|---|---|---|---|---|---|---|---|---|
| | | | Height (cm) | Polarity (H/V) | Factor (dB/m) | | | | Limit (dBµV/m) | Margin (dB) | |
| Low Channel 5180 MHz Non HT20 mode power setting: 17 | | | | | | | | | | | |
| 10360 | 40.86 | 0 | 100 | H | 39.24 | 16.54 | 30.09 | 66.55 | 84 | -17.45 | PK |
| 10360 | 30.21 | 0 | 100 | H | 39.24 | 16.54 | 30.09 | 55.90 | 64 | -8.10 | AV |
| 10360 | 41.37 | 0 | 100 | V | 39.24 | 16.54 | 30.09 | 67.06 | 84 | -16.94 | PK |
| 10360 | 29.98 | 0 | 100 | V | 39.24 | 16.54 | 30.09 | 55.67 | 64 | -8.33 | AV |
| Mid Channel 5220 MHz Non HT20 mode power setting: 17 | | | | | | | | | | | |
| 10440 | 41.09 | 0 | 100 | H | 39.28 | 16.87 | 30.61 | 66.62 | 84 | -17.38 | PK |
| 10440 | 29.79 | 0 | 100 | H | 39.28 | 16.87 | 30.61 | 55.32 | 64 | -8.68 | AV |
| 10440 | 43.58 | 0 | 100 | V | 39.28 | 16.87 | 30.61 | 69.11 | 84 | -14.89 | PK |
| 10440 | 30.42 | 0 | 100 | V | 39.28 | 16.87 | 30.61 | 55.95 | 64 | -8.05 | AV |
| High Channel 5240 MHz Non HT20 mode power setting: 17 | | | | | | | | | | | |
| 10480 | 40.53 | 0 | 100 | H | 39.31 | 16.87 | 30.61 | 66.09 | 84 | -17.91 | PK |
| 10480 | 27.92 | 0 | 100 | H | 39.31 | 16.87 | 30.61 | 53.48 | 64 | -10.52 | AV |
| 10480 | 40.99 | 0 | 100 | V | 39.31 | 16.87 | 30.61 | 66.55 | 84 | -17.45 | PK |
| 10480 | 30.49 | 0 | 100 | V | 39.31 | 16.87 | 30.61 | 56.05 | 64 | -7.95 | AV |

| Frequency (MHz) | S.A. Reading (dBµV) | Turntable Azimuth (degrees) | Test Antenna | | | Cable Loss (dB) | Pre-Amp. (dB) | Cord. Reading (dBµV/m) | FCC/ISEDC | | Comments |
|---|---|---|---|---|---|---|---|---|---|---|---|
| | | | Height (cm) | Polarity (H/V) | Factor (dB/m) | | | | Limit (dBµV/m) | Margin (dB) | |
| Low Channel 5180 MHz HT/VHT20 mode power setting: 17 | | | | | | | | | | | |
| 10360 | 40.79 | 0 | 100 | H | 39.24 | 16.54 | 30.09 | 66.48 | 84 | -17.52 | PK |
| 10360 | 30.38 | 0 | 100 | H | 39.24 | 16.54 | 30.09 | 56.07 | 64 | -7.93 | AV |
| 10360 | 41.23 | 0 | 100 | V | 39.24 | 16.54 | 30.09 | 66.92 | 84 | -17.08 | PK |
| 10300 | 30.50 | 0 | 100 | V | 39.24 | 16.54 | 30.09 | 56.19 | 64 | -7.81 | AV |
| Mid Channel 5220 MHz HT/VHT20 mode power setting: 17 | | | | | | | | | | | |
| 10440 | 41.79 | 0 | 100 | H | 39.28 | 16.87 | 30.61 | 67.32 | 84 | -16.68 | PK |
| 10440 | 28.02 | 0 | 100 | H | 39.28 | 16.87 | 30.61 | 53.55 | 64 | -10.45 | AV |
| 10440 | 40.50 | 0 | 100 | V | 39.28 | 16.87 | 30.61 | 66.03 | 84 | -17.97 | PK |
| 10440 | 28.18 | 0 | 100 | V | 39.28 | 16.87 | 30.61 | 53.71 | 64 | -10.29 | AV |
| High Channel 5240 MHz HT/VHT20 mode power setting: 17 | | | | | | | | | | | |
| 10480 | 40.59 | 0 | 100 | H | 39.31 | 16.87 | 30.61 | 66.15 | 84 | -17.85 | PK |
| 10480 | 28.58 | 0 | 100 | H | 39.31 | 16.87 | 30.61 | 54.14 | 64 | -9.86 | AV |
| 10480 | 40.65 | 0 | 100 | V | 39.31 | 16.87 | 30.61 | 66.21 | 84 | -17.79 | PK |
| 10480 | 28.42 | 0 | 100 | V | 39.31 | 16.87 | 30.61 | 53.98 | 64 | -10.02 | AV |

| Frequency (MHz) | S.A. Reading (dBµV) | Turntable Azimuth (degrees) | Test Antenna | | | Cable Loss (dB) | Pre-Amp. (dB) | Cord. Reading (dBµV/m) | FCC/ISEDC | | Comments |
|---|---|---|---|---|---|---|---|---|---|---|---|
| | | | Height (cm) | Polarity (H/V) | Factor (dB/m) | | | | Limit (dBµV/m) | Margin (dB) | |
| Low Channel 5180 MHz HE20 mode power setting: 17 | | | | | | | | | | | |
| 10360 | 41.49 | 0 | 100 | H | 39.24 | 16.54 | 30.09 | 67.18 | 84 | -16.82 | PK |
| 10360 | 29.19 | 0 | 100 | H | 39.24 | 16.54 | 30.09 | 54.88 | 64 | -9.12 | AV |
| 10360 | 42.34 | 0 | 100 | V | 39.24 | 16.54 | 30.09 | 68.03 | 84 | -15.97 | PK |
| 10300 | 29.42 | 0 | 100 | V | 39.24 | 16.54 | 30.09 | 55.11 | 64 | -8.89 | AV |
| Mid Channel 5220 MHz HE20 mode power setting: 17 | | | | | | | | | | | |
| 10440 | 41.52 | 0 | 100 | H | 39.28 | 16.87 | 30.61 | 67.05 | 84 | -16.95 | PK |
| 10440 | 30.30 | 0 | 100 | H | 39.28 | 16.87 | 30.61 | 55.83 | 64 | -8.17 | AV |
| 10440 | 41.35 | 0 | 100 | V | 39.28 | 16.87 | 30.61 | 66.88 | 84 | -17.12 | PK |
| 10440 | 30.17 | 0 | 100 | V | 39.28 | 16.87 | 30.61 | 55.70 | 64 | -8.30 | AV |
| High Channel 5240 MHz HE20 mode power setting: 17 | | | | | | | | | | | |
| 10480 | 41.20 | 0 | 100 | H | 39.31 | 16.87 | 30.61 | 66.76 | 84 | -17.24 | PK |
| 10480 | 30.06 | 0 | 100 | H | 39.31 | 16.87 | 30.61 | 55.62 | 64 | -8.38 | AV |
| 10480 | 40.54 | 0 | 100 | V | 39.31 | 16.87 | 30.61 | 66.10 | 84 | -17.90 | PK |
| 10480 | 29.95 | 0 | 100 | V | 39.31 | 16.87 | 30.61 | 55.51 | 64 | -8.49 | AV |

| Frequency (MHz) | S.A. Reading (dBµV) | Turntable Azimuth (degrees) | Test Antenna | | | Cable Loss (dB) | Pre-Amp. (dB) | Cord. Reading (dBµV/m) | FCC/ISEDC | | Comments |
|---|---|---|---|---|---|---|---|---|---|---|---|
| | | | Height (cm) | Polarity (H/V) | Factor (dB/m) | | | | Limit (dBµV/m) | Margin (dB) | |
| Low Channel 5190 MHz Non HT40 mode power setting: 17 | | | | | | | | | | | |
| 10380 | 42.21 | 0 | 100 | H | 39.28 | 16.54 | 38.59 | 59.44 | 84 | -24.56 | PK |
| 10380 | 31.04 | 0 | 100 | H | 39.28 | 16.54 | 38.59 | 48.27 | 64 | -15.73 | AV |
| 10380 | 42.53 | 0 | 100 | V | 39.28 | 16.54 | 38.59 | 59.76 | 84 | -24.24 | PK |
| 10380 | 31.34 | 0 | 100 | V | 39.28 | 16.54 | 38.59 | 48.57 | 64 | -15.43 | AV |
| High Channel 5230 MHz Non HT40 mode power setting: 17 | | | | | | | | | | | |
| 10460 | 43.33 | 0 | 100 | H | 39.27 | 16.87 | 38.37 | 61.09 | 84 | -22.91 | PK |
| 10460 | 32.65 | 0 | 100 | H | 39.27 | 16.87 | 38.37 | 50.41 | 64 | -13.59 | AV |
| 10460 | 43.06 | 0 | 100 | V | 39.27 | 16.87 | 38.37 | 60.82 | 84 | -23.18 | PK |
| 10460 | 31.88 | 0 | 100 | V | 39.27 | 16.87 | 38.37 | 49.64 | 64 | -14.36 | AV |

| Frequency (MHz) | S.A. Reading (dBµV) | Turntable Azimuth (degrees) | Test Antenna | | | Cable Loss (dB) | Pre-Amp. (dB) | Cord. Reading (dBµV/m) | FCC/ISEDC | | Comments |
|---|---|---|---|---|---|---|---|---|---|---|---|
| | | | Height (cm) | Polarity (H/V) | Factor (dB/m) | | | | Limit (dBµV/m) | Margin (dB) | |
| Low Channel 5190 MHz HT/VHT40 mode power setting: 17 | | | | | | | | | | | |
| 10380 | 42.13 | 0 | 100 | H | 39.28 | 16.54 | 38.59 | 59.36 | 84 | -24.64 | PK |
| 10380 | 31.24 | 0 | 100 | H | 39.28 | 16.54 | 38.59 | 48.47 | 64 | -15.53 | AV |
| 10380 | 42.18 | 0 | 100 | V | 39.28 | 16.54 | 38.59 | 59.41 | 84 | -24.59 | PK |
| 10380 | 31.52 | 0 | 100 | V | 39.28 | 16.54 | 38.59 | 48.75 | 64 | -15.25 | AV |
| High Channel 5230 MHz HT/VHT40 mode power setting: 17 | | | | | | | | | | | |
| 10460 | 43.20 | 0 | 100 | H | 39.27 | 16.87 | 38.37 | 60.96 | 84 | -23.04 | PK |
| 10460 | 32.03 | 0 | 100 | H | 39.27 | 16.87 | 38.37 | 49.79 | 64 | -14.21 | AV |
| 10460 | 43.84 | 0 | 100 | V | 39.27 | 16.87 | 38.37 | 61.60 | 84 | -22.40 | PK |
| 10460 | 32.63 | 0 | 100 | V | 39.27 | 16.87 | 38.37 | 50.39 | 64 | -13.61 | AV |

| Frequency (MHz) | S.A. Reading (dBµV) | Turntable Azimuth (degrees) | Test Antenna | | | Cable Loss (dB) | Pre-Amp. (dB) | Cord. Reading (dBµV/m) | FCC/ISEDC | | Comments |
|---|---|---|---|---|---|---|---|---|---|---|---|
| | | | Height (cm) | Polarity (H/V) | Factor (dB/m) | | | | Limit (dBµV/m) | Margin (dB) | |
| Low Channel 5190 MHz HE40 mode power setting: 17 | | | | | | | | | | | |
| 10380 | 42.16 | 0 | 100 | H | 39.28 | 16.54 | 38.59 | 59.39 | 84 | -24.61 | PK |
| 10380 | 30.05 | 0 | 100 | H | 39.28 | 16.54 | 38.59 | 47.28 | 64 | -16.72 | AV |
| 10380 | 41.22 | 0 | 100 | V | 39.28 | 16.54 | 38.59 | 58.45 | 84 | -25.55 | PK |
| 10380 | 30.23 | 0 | 100 | V | 39.28 | 16.54 | 38.59 | 47.46 | 64 | -16.54 | AV |
| High Channel 5230 MHz HE40 mode power setting: 17 | | | | | | | | | | | |
| 10460 | 41.90 | 0 | 100 | H | 39.27 | 16.87 | 38.37 | 59.66 | 84 | -24.34 | PK |
| 10460 | 29.43 | 0 | 100 | H | 39.27 | 16.87 | 38.37 | 47.19 | 64 | -16.81 | AV |
| 10460 | 40.67 | 0 | 100 | V | 39.27 | 16.87 | 38.37 | 58.43 | 84 | -25.57 | PK |
| 10460 | 29.37 | 0 | 100 | V | 39.27 | 16.87 | 38.37 | 47.13 | 64 | -16.87 | AV |

| Frequency (MHz) | S.A. Reading (dBµV) | Turntable Azimuth (degrees) | Test Antenna | | | Cable Loss (dB) | Pre-Amp. (dB) | Cord. Reading (dBµV/m) | FCC/ISEDC | | Comments |
|---|---|---|---|---|---|---|---|---|---|---|---|
| | | | Height (cm) | Polarity (H/V) | Factor (dB/m) | | | | Limit (dBµV/m) | Margin (dB) | |
| High Channel 5210 MHz Non HT80 mode power setting: 17 | | | | | | | | | | | |
| 10420 | 40.58 | 0 | 100 | H | 39.28 | 16.87 | 38.37 | 58.35 | 84 | -25.65 | PK |
| 10420 | 28.70 | 0 | 100 | H | 39.28 | 16.87 | 38.37 | 46.47 | 64 | -17.53 | AV |
| 10420 | 40.21 | 0 | 100 | V | 39.28 | 16.87 | 38.37 | 57.98 | 84 | -26.02 | PK |
| 10420 | 28.61 | 0 | 100 | V | 39.28 | 16.87 | 38.37 | 46.38 | 64 | -17.62 | AV |
| High Channel 5210 MHz VHT80 mode power setting: 17 | | | | | | | | | | | |
| 10420 | 40.98 | 0 | 100 | H | 39.28 | 16.87 | 38.37 | 58.75 | 84 | -25.25 | PK |
| 10420 | 28.87 | 0 | 100 | H | 39.28 | 16.87 | 38.37 | 46.65 | 64 | -17.36 | AV |
| 10420 | 40.73 | 0 | 100 | V | 39.28 | 16.87 | 38.37 | 58.50 | 84 | -25.50 | PK |
| 10420 | 28.75 | 0 | 100 | V | 39.28 | 16.87 | 38.37 | 46.52 | 64 | -17.48 | AV |
| High Channel 5210 MHz HE80 mode power setting: 17 | | | | | | | | | | | |
| 10420 | 41.15 | 0 | 100 | H | 39.28 | 16.87 | 38.37 | 58.92 | 84 | -25.08 | PK |
| 10420 | 30.19 | 0 | 100 | H | 39.28 | 16.87 | 38.37 | 47.96 | 64 | -16.04 | AV |
| 10420 | 41.10 | 0 | 100 | V | 39.28 | 16.87 | 38.37 | 58.87 | 84 | -25.13 | PK |
| 10420 | 30.18 | 0 | 100 | V | 39.28 | 16.87 | 38.37 | 47.95 | 64 | -16.05 | AV |

| Frequency (MHz) | S.A. Reading (dBµV) | Turntable Azimuth (degrees) | Test Antenna | | | Cable Loss (dB) | Pre-Amp. (dB) | Cord. Reading (dBµV/m) | FCC/ISEDC | | Comments |
|---|---|---|---|---|---|---|---|---|---|---|---|
| | | | Height (cm) | Polarity (H/V) | Factor (dB/m) | | | | Limit (dBµV/m) | Margin (dB) | |
| Channel 5250 MHz Non HT160 mode power setting: 17 | | | | | | | | | | | |
| 10500 | 40.56 | 0 | 100 | H | 39.28 | 16.87 | 38.37 | 58.33 | 84 | -25.67 | PK |
| 10500 | 29.39 | 0 | 100 | H | 39.28 | 16.87 | 38.37 | 47.16 | 64 | -16.84 | AV |
| 10500 | 40.47 | 0 | 100 | V | 39.28 | 16.87 | 38.37 | 58.24 | 84 | -25.76 | PK |
| 10500 | 29.08 | 0 | 100 | V | 39.28 | 16.87 | 38.37 | 46.85 | 64 | -17.15 | AV |
| Channel 5250 MHz VHT160 mode power setting: 17 | | | | | | | | | | | |
| 10500 | 40.07 | 0 | 100 | H | 39.28 | 16.87 | 38.37 | 57.84 | 84 | -26.16 | PK |
| 10500 | 28.36 | 0 | 100 | H | 39.28 | 16.87 | 38.37 | 46.13 | 64 | -17.87 | AV |
| 10500 | 39.97 | 0 | 100 | V | 39.28 | 16.87 | 38.37 | 57.74 | 84 | -26.26 | PK |
| 10500 | 28.68 | 0 | 100 | V | 39.28 | 16.87 | 38.37 | 46.45 | 64 | -17.55 | AV |
| Channel 5250 MHz HE160 mode power setting: 17 | | | | | | | | | | | |
| 10500 | 41.80 | 0 | 100 | H | 39.28 | 16.87 | 38.37 | 59.57 | 84 | -24.43 | PK |
| 10500 | 30.47 | 0 | 100 | H | 39.28 | 16.87 | 38.37 | 48.24 | 64 | -15.76 | AV |
| 10500 | 41.38 | 0 | 100 | V | 39.28 | 16.87 | 38.37 | 59.15 | 84 | -24.85 | PK |
| 10500 | 30.75 | 0 | 100 | V | 39.28 | 16.87 | 38.37 | 48.52 | 64 | -15.48 | AV |

## 5250 - 5350 MHz XOR mode

| Frequency (MHz) | S.A. Reading (dBµV) | Turntable Azimuth (degrees) | Test Antenna | | | Cable Loss (dB) | Pre-Amp. (dB) | Cord. Reading (dBµV/m) | FCC/ISEDC | | Comments |
|---|---|---|---|---|---|---|---|---|---|---|---|
| | | | Height (cm) | Polarity (H/V) | Factor (dB/m) | | | | Limit (dBµV/m) | Margin (dB) | |
| Low Channel 5260 MHz Non HT20 mode power setting: 17 | | | | | | | | | | | |
| 10520 | 42.15 | 0 | 100 | H | 39.31 | 19.29 | 31.62 | 69.12 | 84 | -14.88 | PK |
| 10520 | 31.78 | 0 | 100 | H | 39.31 | 19.29 | 31.62 | 58.75 | 64 | -5.25 | AV |
| 10520 | 42.48 | 0 | 100 | V | 39.31 | 19.29 | 31.62 | 69.45 | 84 | -14.55 | PK |
| 10520 | 31.31 | 0 | 100 | V | 39.31 | 19.29 | 31.62 | 58.28 | 64 | -5.72 | AV |
| Mid Channel 5300 MHz Non HT20 mode power setting: 17 | | | | | | | | | | | |
| 10600 | 42.43 | 0 | 100 | H | 39.34 | 19.29 | 32.58 | 68.48 | 84 | -15.52 | PK |
| 10600 | 31.26 | 0 | 100 | H | 39.34 | 19.29 | 32.58 | 57.31 | 64 | -6.69 | AV |
| 10600 | 41.76 | 0 | 100 | V | 39.34 | 19.29 | 32.58 | 67.81 | 84 | -16.19 | PK |
| 10600 | 31.36 | 0 | 100 | V | 39.34 | 19.29 | 32.58 | 57.41 | 64 | -6.59 | AV |
| High Channel 5320MHz Non HT20 mode power setting: 17 | | | | | | | | | | | |
| 10640 | 42.04 | 0 | 100 | H | 39.34 | 19.29 | 32.58 | 68.09 | 84 | -15.91 | PK |
| 10640 | 31.83 | 0 | 100 | H | 39.34 | 19.29 | 32.58 | 57.88 | 64 | -6.12 | AV |
| 10640 | 42.44 | 0 | 100 | V | 39.34 | 19.29 | 32.58 | 68.49 | 84 | -15.51 | PK |
| 10640 | 31.61 | 0 | 100 | V | 39.34 | 19.29 | 32.58 | 57.66 | 64 | -6.34 | AV |

| Frequency (MHz) | S.A. Reading (dBµV) | Turntable Azimuth (degrees) | Test Antenna | | | Cable Loss (dB) | Pre-Amp. (dB) | Cord. Reading (dBµV/m) | FCC/ISEDC | | Comments |
|---|---|---|---|---|---|---|---|---|---|---|---|
| | | | Height (cm) | Polarity (H/V) | Factor (dB/m) | | | | Limit (dBµV/m) | Margin (dB) | |
| Low Channel 5260 MHz HT/VHT20 mode power setting: 17 | | | | | | | | | | | |
| 10520 | 42.81 | 0 | 100 | H | 39.31 | 19.29 | 31.62 | 69.78 | 84 | -14.22 | PK |
| 10520 | 31.30 | 0 | 100 | H | 39.31 | 19.29 | 31.62 | 58.27 | 64 | -5.73 | AV |
| 10520 | 42.82 | 0 | 100 | V | 39.31 | 19.29 | 31.62 | 69.79 | 84 | -14.21 | PK |
| 10520 | 31.13 | 0 | 100 | V | 39.31 | 19.29 | 31.62 | 58.10 | 64 | -5.90 | AV |
| Mid Channel 5300 MHz HT/VHT20 mode power setting: 17 | | | | | | | | | | | |
| 10600 | 41.78 | 0 | 100 | H | 39.34 | 19.29 | 32.58 | 67.83 | 84 | -16.17 | PK |
| 10600 | 31.45 | 0 | 100 | H | 39.34 | 19.29 | 32.58 | 57.50 | 64 | -6.50 | AV |
| 10600 | 42.77 | 0 | 100 | V | 39.34 | 19.29 | 32.58 | 68.82 | 84 | -15.18 | PK |
| 10600 | 30.88 | 0 | 100 | V | 39.34 | 19.29 | 32.58 | 56.92 | 64 | -7.08 | AV |
| High Channel 5320 MHz HT/VHT20 mode power setting: 17 | | | | | | | | | | | |
| 10640 | 42.67 | 0 | 100 | H | 39.34 | 19.29 | 32.58 | 68.72 | 84 | -15.28 | PK |
| 10640 | 31.62 | 0 | 100 | H | 39.34 | 19.29 | 32.58 | 57.67 | 64 | -6.33 | AV |
| 10640 | 42.94 | 0 | 100 | V | 39.34 | 19.29 | 32.58 | 68.99 | 84 | -15.01 | PK |
| 10640 | 30.90 | 0 | 100 | V | 39.34 | 19.29 | 32.58 | 56.95 | 64 | -7.05 | AV |

| Frequency (MHz) | S.A. Reading (dBµV) | Turntable Azimuth (degrees) | Test Antenna | | | Cable Loss (dB) | Pre-Amp. (dB) | Cord. Reading (dBµV/m) | FCC/ISEDC | | Comments |
|---|---|---|---|---|---|---|---|---|---|---|---|
| | | | Height (cm) | Polarity (H/V) | Factor (dB/m) | | | | Limit (dBµV/m) | Margin (dB) | |
| Low Channel 5260 MHz HE20 mode power setting: 17 | | | | | | | | | | | |
| 10520 | 42.38 | 0 | 100 | H | 39.31 | 19.29 | 31.62 | 69.35 | 84 | -14.65 | PK |
| 10520 | 30.38 | 0 | 100 | H | 39.31 | 19.29 | 31.62 | 57.35 | 64 | -6.65 | AV |
| 10520 | 41.98 | 0 | 100 | V | 39.31 | 19.29 | 31.62 | 68.95 | 84 | -15.05 | PK |
| 10520 | 30.59 | 0 | 100 | V | 39.31 | 19.29 | 31.62 | 57.56 | 64 | -6.44 | AV |
| Mid Channel 5300 MHz HE20 mode power setting: 17 | | | | | | | | | | | |
| 10600 | 41.71 | 0 | 100 | H | 39.34 | 19.29 | 32.58 | 67.76 | 84 | -16.24 | PK |
| 10600 | 30.62 | 0 | 100 | H | 39.34 | 19.29 | 32.58 | 56.67 | 64 | -7.33 | AV |
| 10600 | 41.94 | 0 | 100 | V | 39.34 | 19.29 | 32.58 | 67.99 | 84 | -16.01 | PK |
| 10600 | 30.52 | 0 | 100 | V | 39.34 | 19.29 | 32.58 | 56.57 | 64 | -7.43 | AV |
| High Channel 5320 MHz HE20 mode power setting: 17 | | | | | | | | | | | |
| 10640 | 42.15 | 0 | 100 | H | 39.34 | 19.29 | 32.58 | 68.20 | 84 | -15.80 | PK |
| 10640 | 30.83 | 0 | 100 | H | 39.34 | 19.29 | 32.58 | 56.88 | 64 | -7.12 | AV |
| 10640 | 42.34 | 0 | 100 | V | 39.34 | 19.29 | 32.58 | 68.39 | 84 | -15.61 | PK |
| 10640 | 30.79 | 0 | 100 | V | 39.34 | 19.29 | 32.58 | 56.84 | 64 | -7.16 | AV |

| Frequency (MHz) | S.A. Reading (dBµV) | Turntable Azimuth (degrees) | Test Antenna | | | Cable Loss (dB) | Pre-Amp. (dB) | Cord. Reading (dBµV/m) | FCC/ISEDC | | Comments |
|---|---|---|---|---|---|---|---|---|---|---|---|
| | | | Height (cm) | Polarity (H/V) | Factor (dB/m) | | | | Limit (dBµV/m) | Margin (dB) | |
| Low Channel 5270 MHz Non HT40 mode power setting: 17 | | | | | | | | | | | |
| 10540 | 43.43 | 0 | 100 | H | 39.31 | 19.29 | 31.62 | 70.40 | 84 | -13.60 | PK |
| 10540 | 31.58 | 0 | 100 | H | 39.31 | 19.29 | 31.62 | 58.55 | 64 | -5.46 | AV |
| 10540 | 43.08 | 0 | 100 | V | 39.31 | 19.29 | 31.62 | 70.05 | 84 | -13.95 | PK |
| 10540 | 31.73 | 0 | 100 | V | 39.31 | 19.29 | 31.62 | 58.70 | 64 | -5.30 | AV |
| High Channel 5310 MHz Non HT40 mode power setting: 17 | | | | | | | | | | | |
| 10620 | 41.79 | 0 | 100 | H | 39.34 | 19.29 | 32.58 | 67.84 | 84 | -16.16 | PK |
| 10620 | 30.32 | 0 | 100 | H | 39.34 | 19.29 | 32.58 | 56.36 | 64 | -7.64 | AV |
| 10620 | 41.42 | 0 | 100 | V | 39.34 | 19.29 | 32.58 | 67.47 | 84 | -16.53 | PK |
| 10620 | 30.28 | 0 | 100 | V | 39.34 | 19.29 | 32.58 | 56.32 | 64 | -7.68 | AV |

| Frequency (MHz) | S.A. Reading (dBµV) | Turntable Azimuth (degrees) | Test Antenna | | | Cable Loss (dB) | Pre-Amp. (dB) | Cord. Reading (dBµV/m) | FCC/ISEDC | | Comments |
|---|---|---|---|---|---|---|---|---|---|---|---|
| | | | Height (cm) | Polarity (H/V) | Factor (dB/m) | | | | Limit (dBµV/m) | Margin (dB) | |
| Low Channel 5270 MHz HT/VHT40 mode power setting: 17 | | | | | | | | | | | |
| 10540 | 42.57 | 0 | 100 | H | 39.31 | 19.29 | 31.62 | 69.54 | 84 | -14.46 | PK |
| 10540 | 31.32 | 0 | 100 | H | 39.31 | 19.29 | 31.62 | 58.29 | 64 | -5.71 | AV |
| 10540 | 42.52 | 0 | 100 | V | 39.31 | 19.29 | 31.62 | 69.49 | 84 | -14.51 | PK |
| 10540 | 31.40 | 0 | 100 | V | 39.31 | 19.29 | 31.62 | 58.37 | 64 | -5.63 | AV |
| High Channel 5310 MHz HT/VHT40 mode power setting: 17 | | | | | | | | | | | |
| 10620 | 40.90 | 0 | 100 | H | 39.34 | 19.29 | 32.58 | 66.95 | 84 | -17.05 | PK |
| 10620 | 30.24 | 0 | 100 | H | 39.34 | 19.29 | 32.58 | 56.28 | 64 | -7.72 | AV |
| 10620 | 41.81 | 0 | 100 | V | 39.34 | 19.29 | 32.58 | 67.86 | 84 | -16.14 | PK |
| 10620 | 30.29 | 0 | 100 | V | 39.34 | 19.29 | 32.58 | 56.34 | 64 | -7.66 | AV |

| Frequency (MHz) | S.A. Reading (dBµV) | Turntable Azimuth (degrees) | Test Antenna | | | Cable Loss (dB) | Pre-Amp. (dB) | Cord. Reading (dBµV/m) | FCC/ISEDC | | Comments |
|---|---|---|---|---|---|---|---|---|---|---|---|
| | | | Height (cm) | Polarity (H/V) | Factor (dB/m) | | | | Limit (dBµV/m) | Margin (dB) | |
| Low Channel 5270 MHz HE40 mode power setting: 17 | | | | | | | | | | | |
| 10540 | 41.76 | 0 | 100 | H | 39.31 | 19.29 | 31.62 | 68.73 | 84 | -15.27 | PK |
| 10540 | 30.67 | 0 | 100 | H | 39.31 | 19.29 | 31.62 | 57.64 | 64 | -6.36 | AV |
| 10540 | 42.65 | 0 | 100 | V | 39.31 | 19.29 | 31.62 | 69.62 | 84 | -14.38 | PK |
| 10540 | 30.84 | 0 | 100 | V | 39.31 | 19.29 | 31.62 | 57.81 | 64 | -6.19 | AV |
| High Channel 5310 MHz HE40 mode power setting: 17 | | | | | | | | | | | |
| 10620 | 40.76 | 0 | 100 | H | 39.34 | 19.29 | 32.58 | 66.81 | 84 | -17.19 | PK |
| 10620 | 29.69 | 0 | 100 | H | 39.34 | 19.29 | 32.58 | 55.74 | 64 | -8.26 | AV |
| 10620 | 40.55 | 0 | 100 | V | 39.34 | 19.29 | 32.58 | 66.60 | 84 | -17.40 | PK |
| 10620 | 29.81 | 0 | 100 | V | 39.34 | 19.29 | 32.58 | 55.86 | 64 | -8.14 | AV |

| Frequency (MHz) | S.A. Reading (dBµV) | Turntable Azimuth (degrees) | Test Antenna | | | Cable Loss (dB) | Pre-Amp. (dB) | Cord. Reading (dBµV/m) | FCC/ISEDC | | Comments |
|---|---|---|---|---|---|---|---|---|---|---|---|
| | | | Height (cm) | Polarity (H/V) | Factor (dB/m) | | | | Limit (dBµV/m) | Margin (dB) | |
| High Channel 5290 MHz Non HT 80 mode power setting: 17 | | | | | | | | | | | |
| 10580 | 42.93 | 0 | 100 | H | 39.31 | 19.29 | 31.62 | 69.90 | 84 | -14.10 | PK |
| 10580 | 31.48 | 0 | 100 | H | 39.31 | 19.29 | 31.62 | 58.45 | 64 | -5.55 | AV |
| 10580 | 43.17 | 0 | 100 | V | 39.31 | 19.29 | 31.62 | 70.14 | 84 | -13.86 | PK |
| 10580 | 31.40 | 0 | 100 | V | 39.31 | 19.29 | 31.62 | 58.37 | 64 | -5.63 | AV |
| High Channel 5290 MHz VHT80 mode power setting: 17 | | | | | | | | | | | |
| 10580 | 42.73 | 0 | 100 | H | 39.31 | 19.29 | 31.62 | 69.70 | 84 | -14.30 | PK |
| 10580 | 31.61 | 0 | 100 | H | 39.31 | 19.29 | 31.62 | 58.58 | 64 | -5.42 | AV |
| 10580 | 42.95 | 0 | 100 | V | 39.31 | 19.29 | 31.62 | 69.92 | 84 | -14.08 | PK |
| 10580 | 31.64 | 0 | 100 | V | 39.31 | 19.29 | 31.62 | 58.61 | 64 | -5.39 | AV |
| High Channel 5290 MHz HE80 mode power setting: 17 | | | | | | | | | | | |
| 10580 | 41.80 | 0 | 100 | H | 39.31 | 19.29 | 31.62 | 68.77 | 84 | -15.23 | PK |
| 10580 | 30.78 | 0 | 100 | H | 39.31 | 19.29 | 31.62 | 57.75 | 64 | -6.25 | AV |
| 10580 | 41.59 | 0 | 100 | V | 39.31 | 19.29 | 31.62 | 68.56 | 84 | -15.44 | PK |
| 10580 | 30.83 | 0 | 100 | V | 39.31 | 19.29 | 31.62 | 57.80 | 64 | -6.20 | AV |

## 5470 - 5725 MHz XOR mode

| Frequency (MHz) | S.A. Reading (dBµV) | Turntable Azimuth (degrees) | Test Antenna | | | Cable Loss (dB) | Pre-Amp. (dB) | Cord. Reading (dBµV/m) | FCC/ISEDC | | Comments |
|---|---|---|---|---|---|---|---|---|---|---|---|
| | | | Height (cm) | Polarity (H/V) | Factor (dB/m) | | | | Limit (dBµV/m) | Margin (dB) | |
| Low Channel 5500 MHz Non HT20 mode power setting: 17 | | | | | | | | | | | |
| 11000 | 42.58 | 0 | 100 | H | 39.71 | 20.09 | 33.70 | 68.69 | 84 | -15.32 | PK |
| 11000 | 31.73 | 0 | 100 | H | 39.71 | 20.09 | 33.70 | 57.84 | 64 | -6.17 | AV |
| 11000 | 43.23 | 0 | 100 | V | 39.71 | 20.09 | 33.70 | 69.34 | 84 | -14.67 | PK |
| 11000 | 32.58 | 0 | 100 | V | 39.71 | 20.09 | 33.70 | 58.69 | 64 | -5.31 | AV |
| Mid Channel 5580 MHz Non HT20 mode power setting: 17 | | | | | | | | | | | |
| 11160 | 43.16 | 0 | 100 | H | 39.96 | 20.09 | 33.84 | 69.37 | 84 | -14.63 | PK |
| 11160 | 32.65 | 0 | 100 | H | 39.96 | 20.09 | 33.84 | 58.87 | 64 | -5.13 | AV |
| 11160 | 42.89 | 0 | 100 | V | 39.96 | 20.09 | 33.84 | 69.10 | 84 | -14.90 | PK |
| 11160 | 32.20 | 0 | 100 | V | 39.96 | 20.09 | 33.84 | 58.42 | 64 | -5.58 | AV |
| High Channel 5700 MHz Non HT20 mode power setting: 17 | | | | | | | | | | | |
| 11400 | 42.23 | 0 | 100 | H | 40.65 | 20.18 | 34.34 | 68.72 | 84 | -15.28 | PK |
| 11400 | 30.82 | 0 | 100 | H | 40.65 | 20.18 | 34.34 | 57.31 | 64 | -6.69 | AV |
| 11400 | 42.37 | 0 | 100 | V | 40.65 | 20.18 | 34.34 | 68.86 | 84 | -15.14 | PK |
| 11400 | 31.91 | 0 | 100 | V | 40.65 | 20.18 | 34.34 | 58.40 | 64 | -5.60 | AV |
| High Channel 5720 MHz Non HT20 mode power setting: 17 | | | | | | | | | | | |
| 11460 | 42.76 | 0 | 100 | H | 40.63 | 20.18 | 34.34 | 69.23 | 84 | -14.77 | PK |
| 11460 | 30.62 | 0 | 100 | H | 40.63 | 20.18 | 34.34 | 57.09 | 64 | -6.91 | AV |
| 11460 | 41.64 | 0 | 100 | V | 40.63 | 20.18 | 34.34 | 68.11 | 84 | -15.89 | PK |
| 11460 | 30.93 | 0 | 100 | V | 40.63 | 20.18 | 34.34 | 57.40 | 64 | -6.61 | AV |

| Frequency (MHz) | S.A. Reading (dBµV) | Turntable Azimuth (degrees) | Test Antenna | | | Cable Loss (dB) | Pre-Amp. (dB) | Cord. Reading (dBµV/m) | FCC/ISEDC | | Comments |
|---|---|---|---|---|---|---|---|---|---|---|---|
| | | | Height (cm) | Polarity (H/V) | Factor (dB/m) | | | | Limit (dBµV/m) | Margin (dB) | |
| Low Channel 5500 MHz HT/VHT20 mode power setting: 17 | | | | | | | | | | | |
| 11000 | 43.25 | 0 | 100 | H | 39.71 | 20.09 | 33.70 | 69.36 | 84 | -14.65 | PK |
| 11000 | 31.75 | 0 | 100 | H | 39.71 | 20.09 | 33.70 | 57.86 | 64 | -6.14 | AV |
| 11000 | 42.73 | 0 | 100 | V | 39.71 | 20.09 | 33.70 | 68.84 | 84 | -15.17 | PK |
| 11000 | 32.42 | 0 | 100 | V | 39.71 | 20.09 | 33.70 | 58.52 | 64 | -5.48 | AV |
| Mid Channel 5580 MHz HT/VHT20 mode power setting: 17 | | | | | | | | | | | |
| 11160 | 42.34 | 0 | 100 | H | 39.96 | 20.09 | 33.84 | 68.55 | 84 | -15.45 | PK |
| 11160 | 31.88 | 0 | 100 | H | 39.96 | 20.09 | 33.84 | 58.09 | 64 | -5.91 | AV |
| 11160 | 43.25 | 0 | 100 | V | 39.96 | 20.09 | 33.84 | 69.46 | 84 | -14.54 | PK |
| 11160 | 31.67 | 0 | 100 | V | 39.96 | 20.09 | 33.84 | 57.88 | 64 | -6.12 | AV |
| High Channel 5700 MHz HT/VHT20 mode power setting: 17 | | | | | | | | | | | |
| 11400 | 42.92 | 0 | 100 | H | 40.65 | 20.18 | 34.34 | 69.41 | 84 | -14.59 | PK |
| 11400 | 30.61 | 0 | 100 | H | 40.65 | 20.18 | 34.34 | 57.11 | 64 | -6.89 | AV |
| 11400 | 42.30 | 0 | 100 | V | 40.65 | 20.18 | 34.34 | 68.79 | 84 | -15.21 | PK |
| 11400 | 30.39 | 0 | 100 | V | 40.65 | 20.18 | 34.34 | 56.88 | 64 | -7.12 | AV |
| High Channel 5720 MHz HT/VHT20 mode power setting: 17 | | | | | | | | | | | |
| 11460 | 41.83 | 0 | 100 | H | 40.63 | 20.18 | 34.34 | 68.30 | 84 | -15.70 | PK |
| 11460 | 31.41 | 0 | 100 | H | 40.63 | 20.18 | 34.34 | 57.87 | 64 | -6.13 | AV |
| 11460 | 41.91 | 0 | 100 | V | 40.63 | 20.18 | 34.34 | 68.38 | 84 | -15.62 | PK |
| 11460 | 31.28 | 0 | 100 | V | 40.63 | 20.18 | 34.34 | 57.74 | 64 | -6.26 | AV |

| Frequency (MHz) | S.A. Reading (dBµV) | Turntable Azimuth (degrees) | Test Antenna | | | Cable Loss (dB) | Pre-Amp. (dB) | Cord. Reading (dBµV/m) | FCC/ISEDC | | Comments |
|---|---|---|---|---|---|---|---|---|---|---|---|
| | | | Height (cm) | Polarity (H/V) | Factor (dB/m) | | | | Limit (dBµV/m) | Margin (dB) | |
| Low Channel 5500 MHz HE20 mode power setting: 17 | | | | | | | | | | | |
| 11000 | 42.14 | 0 | 100 | H | 39.71 | 20.09 | 33.70 | 68.25 | 84 | -15.76 | PK |
| 11000 | 31.57 | 0 | 100 | H | 39.71 | 20.09 | 33.70 | 57.68 | 64 | -6.33 | AV |
| 11000 | 42.24 | 0 | 100 | V | 39.71 | 20.09 | 33.70 | 68.35 | 84 | -15.66 | PK |
| 11000 | 30.98 | 0 | 100 | V | 39.71 | 20.09 | 33.70 | 57.09 | 64 | -6.92 | AV |
| Mid Channel 5580 MHz HE20 mode power setting: 17 | | | | | | | | | | | |
| 11160 | 41.95 | 0 | 100 | H | 39.84 | 20.09 | 33.84 | 68.04 | 84 | -15.96 | PK |
| 11160 | 30.59 | 0 | 100 | H | 39.84 | 20.09 | 33.84 | 56.68 | 64 | -7.32 | AV |
| 11100 | 41.38 | 0 | 100 | V | 39.84 | 20.09 | 33.84 | 67.47 | 84 | -16.53 | PK |
| 11100 | 30.87 | 0 | 100 | V | 39.84 | 20.09 | 33.84 | 56.96 | 64 | -7.04 | AV |
| High Channel 5700 MHz HE20 mode power setting: 17 | | | | | | | | | | | |
| 11400 | 41.57 | 0 | 100 | H | 40.48 | 20.09 | 34.16 | 67.99 | 84 | -16.01 | PK |
| 11400 | 30.14 | 0 | 100 | H | 40.48 | 20.09 | 34.16 | 56.56 | 64 | -7.44 | AV |
| 11400 | 41.23 | 0 | 100 | V | 40.48 | 20.09 | 34.16 | 67.65 | 84 | -16.35 | PK |
| 11400 | 31.07 | 0 | 100 | V | 40.48 | 20.09 | 34.16 | 57.49 | 64 | -6.51 | AV |
| High Channel 5720 MHz HE20 mode power setting: 17 | | | | | | | | | | | |
| 11460 | 41.04 | 0 | 100 | H | 40.65 | 20.18 | 34.34 | 67.53 | 84 | -16.47 | PK |
| 11460 | 30.04 | 0 | 100 | H | 40.65 | 20.18 | 34.34 | 56.53 | 64 | -7.47 | AV |
| 11460 | 40.19 | 0 | 100 | V | 40.65 | 20.18 | 34.34 | 66.68 | 84 | -17.32 | PK |
| 11460 | 29.32 | 0 | 100 | V | 40.65 | 20.18 | 34.34 | 55.81 | 64 | -8.19 | AV |

| Frequency (MHz) | S.A. Reading (dBµV) | Turntable Azimuth (degrees) | Test Antenna | | | Cable Loss (dB) | Pre-Amp. (dB) | Cord. Reading (dBµV/m) | FCC/ISEDC | | Comments |
|---|---|---|---|---|---|---|---|---|---|---|---|
| | | | Height (cm) | Polarity (H/V) | Factor (dB/m) | | | | Limit (dBµV/m) | Margin (dB) | |
| Low Channel 5510 MHz Non HT40 mode power setting: 17 | | | | | | | | | | | |
| 11020 | 42.11 | 0 | 100 | H | 39.71 | 20.09 | 33.70 | 68.22 | 84 | -15.79 | PK |
| 11020 | 31.49 | 0 | 100 | H | 39.71 | 20.09 | 33.70 | 57.60 | 64 | -6.40 | AV |
| 11020 | 41.82 | 0 | 100 | V | 39.71 | 20.09 | 33.70 | 67.93 | 84 | -16.08 | PK |
| 11020 | 31.66 | 0 | 100 | V | 39.71 | 20.09 | 33.70 | 57.76 | 64 | -6.24 | AV |
| Mid Channel 5550 MHz Non HT40 mode power setting: 17 | | | | | | | | | | | |
| 11100 | 42.96 | 0 | 100 | H | 39.84 | 20.09 | 33.84 | 69.05 | 84 | -14.95 | PK |
| 11100 | 31.83 | 0 | 100 | H | 39.84 | 20.09 | 33.84 | 57.92 | 64 | -6.08 | AV |
| 11100 | 42.38 | 0 | 100 | V | 39.84 | 20.09 | 33.84 | 68.47 | 84 | -15.53 | PK |
| 11100 | 31.90 | 0 | 100 | V | 39.84 | 20.09 | 33.84 | 58.00 | 64 | -6.00 | AV |
| High Channel 5670 MHz Non HT40 mode power setting: 17 | | | | | | | | | | | |
| 11340 | 42.33 | 0 | 100 | H | 40.48 | 20.09 | 34.16 | 68.75 | 84 | -15.25 | PK |
| 11340 | 31.21 | 0 | 100 | H | 40.48 | 20.09 | 34.16 | 57.63 | 64 | -6.37 | AV |
| 11340 | 42.39 | 0 | 100 | V | 40.48 | 20.09 | 34.16 | 68.81 | 84 | -15.19 | PK |
| 11340 | 31.39 | 0 | 100 | V | 40.48 | 20.09 | 34.16 | 57.80 | 64 | -6.20 | AV |
| High Channel 5710 MHz Non HT40 mode power setting: 17 | | | | | | | | | | | |
| 11420 | 41.52 | 0 | 100 | H | 40.65 | 20.18 | 34.34 | 68.01 | 84 | -15.99 | PK |
| 11420 | 30.19 | 0 | 100 | H | 40.65 | 20.18 | 34.34 | 56.68 | 64 | -7.32 | AV |
| 11420 | 40.91 | 0 | 100 | V | 40.65 | 20.18 | 34.34 | 67.40 | 84 | -16.60 | PK |
| 11420 | 30.56 | 0 | 100 | V | 40.65 | 20.18 | 34.34 | 57.05 | 64 | -6.95 | AV |

| Frequency (MHz) | S.A. Reading (dBµV) | Turntable Azimuth (degrees) | Test Antenna | | | Cable Loss (dB) | Pre-Amp. (dB) | Cord. Reading (dBµV/m) | FCC/ISEDC | | Comments |
|---|---|---|---|---|---|---|---|---|---|---|---|
| | | | Height (cm) | Polarity (H/V) | Factor (dB/m) | | | | Limit (dBµV/m) | Margin (dB) | |
| Low Channel 5510 MHz HT/VHT40 mode power setting: 17 | | | | | | | | | | | |
| 11020 | 42.68 | 0 | 100 | H | 39.71 | 20.09 | 33.70 | 68.79 | 84 | -15.22 | PK |
| 11020 | 31.39 | 0 | 100 | H | 39.71 | 20.09 | 33.70 | 57.50 | 64 | -6.50 | AV |
| 11020 | 43.03 | 0 | 100 | V | 39.71 | 20.09 | 33.70 | 69.14 | 84 | -14.87 | PK |
| 11020 | 31.51 | 0 | 100 | V | 39.71 | 20.09 | 33.70 | 57.62 | 64 | -6.39 | AV |
| Mid Channel 5550 MHz HT/VHT40 mode power setting: 17 | | | | | | | | | | | |
| 11100 | 42.96 | 0 | 100 | H | 39.84 | 20.09 | 33.84 | 69.05 | 84 | -14.95 | PK |
| 11100 | 31.85 | 0 | 100 | H | 39.84 | 20.09 | 33.84 | 57.94 | 64 | -6.06 | AV |
| 11100 | 43.25 | 0 | 100 | V | 39.84 | 20.09 | 33.84 | 69.34 | 84 | -14.66 | PK |
| 11100 | 31.61 | 0 | 100 | V | 39.84 | 20.09 | 33.84 | 57.71 | 64 | -6.29 | AV |
| High Channel 5670 MHz HT/VHT40 mode power setting: 17 | | | | | | | | | | | |
| 11340 | 41.74 | 0 | 100 | H | 40.48 | 20.09 | 34.16 | 68.16 | 84 | -15.84 | PK |
| 11340 | 30.99 | 0 | 100 | H | 40.48 | 20.09 | 34.16 | 57.40 | 64 | -6.60 | AV |
| 11340 | 42.43 | 0 | 100 | V | 40.48 | 20.09 | 34.16 | 68.85 | 84 | -15.15 | PK |
| 11340 | 31.12 | 0 | 100 | V | 40.48 | 20.09 | 34.16 | 57.53 | 64 | -6.47 | AV |
| High Channel 5710 MHz HT/VHT40 mode power setting: 17 | | | | | | | | | | | |
| 11420 | 41.89 | 0 | 100 | H | 40.65 | 20.18 | 34.34 | 68.38 | 84 | -15.62 | PK |
| 11420 | 30.80 | 0 | 100 | H | 40.65 | 20.18 | 34.34 | 57.30 | 64 | -6.70 | AV |
| 11420 | 42.19 | 0 | 100 | V | 40.65 | 20.18 | 34.34 | 68.68 | 84 | -15.32 | PK |
| 11420 | 31.08 | 0 | 100 | V | 40.65 | 20.18 | 34.34 | 57.58 | 64 | -6.42 | AV |

| Frequency (MHz) | S.A. Reading (dBµV) | Turntable Azimuth (degrees) | Test Antenna | | | Cable Loss (dB) | Pre-Amp. (dB) | Cord. Reading (dBµV/m) | FCC/ISEDC | | Comments |
|---|---|---|---|---|---|---|---|---|---|---|---|
| | | | Height (cm) | Polarity (H/V) | Factor (dB/m) | | | | Limit (dBµV/m) | Margin (dB) | |
| Low Channel 5510 MHz HE40 mode power setting: 17 | | | | | | | | | | | |
| 11020 | 42.40 | 0 | 100 | H | 39.71 | 20.09 | 33.70 | 68.51 | 84 | -15.50 | PK |
| 11020 | 31.02 | 0 | 100 | H | 39.71 | 20.09 | 33.70 | 57.13 | 64 | -6.88 | AV |
| 11020 | 41.96 | 0 | 100 | V | 39.71 | 20.09 | 33.70 | 68.07 | 84 | -15.94 | PK |
| 11020 | 31.18 | 0 | 100 | V | 39.71 | 20.09 | 33.70 | 57.29 | 64 | -6.72 | AV |
| Mid Channel 5550 MHz HE40 mode power setting: 17 | | | | | | | | | | | |
| 11100 | 43.03 | 0 | 100 | H | 39.84 | 20.09 | 33.84 | 69.12 | 84 | -14.88 | PK |
| 11100 | 31.51 | 0 | 100 | H | 39.84 | 20.09 | 33.84 | 57.60 | 64 | -6.40 | AV |
| 11100 | 43.53 | 0 | 100 | V | 39.84 | 20.09 | 33.84 | 69.62 | 84 | -14.38 | PK |
| 11100 | 31.37 | 0 | 100 | V | 39.84 | 20.09 | 33.84 | 57.46 | 64 | -6.54 | AV |
| High Channel 5670 MHz HE40 mode power setting: 17 | | | | | | | | | | | |
| 11340 | 43.13 | 0 | 100 | H | 40.48 | 20.09 | 34.16 | 69.55 | 84 | -14.45 | PK |
| 11340 | 31.75 | 0 | 100 | H | 40.48 | 20.09 | 34.16 | 58.17 | 64 | -5.83 | AV |
| 11340 | 42.90 | 0 | 100 | V | 40.48 | 20.09 | 34.16 | 69.32 | 84 | -14.68 | PK |
| 11340 | 31.76 | 0 | 100 | V | 40.48 | 20.09 | 34.16 | 58.18 | 64 | -5.82 | AV |
| High Channel 5710 MHz HE40 mode power setting: 17 | | | | | | | | | | | |
| 11420 | 42.69 | 0 | 100 | H | 40.65 | 20.18 | 34.34 | 69.18 | 84 | -14.82 | PK |
| 11420 | 30.81 | 0 | 100 | H | 40.65 | 20.18 | 34.34 | 57.31 | 64 | -6.69 | AV |
| 11420 | 41.83 | 0 | 100 | V | 40.65 | 20.18 | 34.34 | 68.32 | 84 | -15.68 | PK |
| 11420 | 30.92 | 0 | 100 | V | 40.65 | 20.18 | 34.34 | 57.41 | 64 | -6.59 | AV |

| Frequency (MHz) | S.A. Reading (dBµV) | Turntable Azimuth (degrees) | Test Antenna | | | Cable Loss (dB) | Pre-Amp. (dB) | Cord. Reading (dBµV/m) | FCC/ISEDC | | Comments |
|---|---|---|---|---|---|---|---|---|---|---|---|
| | | | Height (cm) | Polarity (H/V) | Factor (dB/m) | | | | Limit (dBµV/m) | Margin (dB) | |
| Low Channel 5530 MHz Non HT 80 mode power setting: 17 | | | | | | | | | | | |
| 11060 | 44.07 | 0 | 100 | H | 39.76 | 20.18 | 33.70 | 70.31 | 84 | -13.69 | PK |
| 11060 | 32.78 | 0 | 100 | H | 39.76 | 20.18 | 33.70 | 59.02 | 64 | -4.98 | AV |
| 11060 | 44.70 | 0 | 100 | V | 39.76 | 20.18 | 33.70 | 70.94 | 84 | -13.06 | PK |
| 11060 | 33.25 | 0 | 100 | V | 39.76 | 20.18 | 33.70 | 59.49 | 64 | -4.51 | AV |
| Mid Channel 5610 MHz Non HT 80 mode power setting: 17 | | | | | | | | | | | |
| 11220 | 44.52 | 0 | 100 | H | 40.14 | 20.18 | 34.00 | 70.85 | 84 | -13.15 | PK |
| 11220 | 32.30 | 0 | 100 | H | 40.14 | 20.18 | 34.00 | 58.63 | 64 | -5.37 | AV |
| 11220 | 44.88 | 0 | 100 | V | 40.14 | 20.18 | 34.00 | 71.21 | 84 | -12.79 | PK |
| 11220 | 33.15 | 0 | 100 | V | 40.14 | 20.18 | 34.00 | 59.48 | 64 | -4.52 | AV |
| High Channel 5690 MHz Non HT 80 mode power setting: 17 | | | | | | | | | | | |
| 11380 | 42.27 | 0 | 100 | H | 40.60 | 20.18 | 34.16 | 68.90 | 84 | -15.10 | PK |
| 11380 | 31.18 | 0 | 100 | H | 40.60 | 20.18 | 34.16 | 57.81 | 64 | -6.19 | AV |
| 11380 | 41.36 | 0 | 100 | V | 40.60 | 20.18 | 34.16 | 67.99 | 84 | -16.01 | PK |
| 11380 | 30.33 | 0 | 100 | V | 40.60 | 20.18 | 34.16 | 56.95 | 64 | -7.05 | AV |

| Frequency (MHz) | S.A. Reading (dBµV) | Turntable Azimuth (degrees) | Test Antenna | | | Cable Loss (dB) | Pre-Amp. (dB) | Cord. Reading (dBµV/m) | FCC/ISEDC | | Comments |
|---|---|---|---|---|---|---|---|---|---|---|---|
| | | | Height (cm) | Polarity (H/V) | Factor (dB/m) | | | | Limit (dBµV/m) | Margin (dB) | |
| Low Channel 5530 MHz VHT 80 mode power setting: 17 | | | | | | | | | | | |
| 11060 | 43.92 | 0 | 100 | H | 39.76 | 20.18 | 33.70 | 70.16 | 84 | -13.84 | PK |
| 11060 | 31.91 | 0 | 100 | H | 39.76 | 20.18 | 33.70 | 58.15 | 64 | -5.86 | AV |
| 11060 | 44.39 | 0 | 100 | V | 39.76 | 20.18 | 33.70 | 70.63 | 84 | -13.37 | PK |
| 11060 | 31.96 | 0 | 100 | V | 39.76 | 20.18 | 33.70 | 58.20 | 64 | -5.80 | AV |
| Mid Channel 5610 MHz VHT 80 mode power setting: 17 | | | | | | | | | | | |
| 11220 | 43.62 | 0 | 100 | H | 40.14 | 20.18 | 34.00 | 69.95 | 84 | -14.05 | PK |
| 11220 | 31.84 | 0 | 100 | H | 40.14 | 20.18 | 34.00 | 58.17 | 64 | -5.83 | AV |
| 11220 | 42.88 | 0 | 100 | V | 40.14 | 20.18 | 34.00 | 69.21 | 84 | -14.79 | PK |
| 11220 | 31.30 | 0 | 100 | V | 40.14 | 20.18 | 34.00 | 57.62 | 64 | -6.38 | AV |
| High Channel 5690 MHz VHT 80 mode power setting: 17 | | | | | | | | | | | |
| 11380 | 43.11 | 0 | 100 | H | 40.60 | 20.18 | 34.16 | 69.74 | 84 | -14.26 | PK |
| 11380 | 31.70 | 0 | 100 | H | 40.60 | 20.18 | 34.16 | 58.33 | 64 | -5.67 | AV |
| 11380 | 43.23 | 0 | 100 | V | 40.60 | 20.18 | 34.16 | 69.86 | 84 | -14.14 | PK |
| 11380 | 29.84 | 0 | 100 | V | 40.60 | 20.18 | 34.16 | 56.47 | 64 | -7.53 | AV |

| Frequency (MHz) | S.A. Reading (dBµV) | Turntable Azimuth (degrees) | Test Antenna | | | Cable Loss (dB) | Pre-Amp. (dB) | Cord. Reading (dBµV/m) | FCC/ISEDC | | Comments |
|---|---|---|---|---|---|---|---|---|---|---|---|
| | | | Height (cm) | Polarity (H/V) | Factor (dB/m) | | | | Limit (dBµV/m) | Margin (dB) | |
| Low Channel 5530 MHz HE 80 mode power setting: 17 | | | | | | | | | | | |
| 11060 | 43.45 | 0 | 100 | H | 39.76 | 20.18 | 33.70 | 69.69 | 84 | -14.31 | PK |
| 11060 | 32.15 | 0 | 100 | H | 39.76 | 20.18 | 33.70 | 58.39 | 64 | -5.61 | AV |
| 11060 | 43.46 | 0 | 100 | V | 39.76 | 20.18 | 33.70 | 69.70 | 84 | -14.30 | PK |
| 11060 | 32.32 | 0 | 100 | V | 39.76 | 20.18 | 33.70 | 58.56 | 64 | -5.44 | AV |
| Mid Channel 5610 MHz HE 80 mode power setting: 17 | | | | | | | | | | | |
| 11220 | 42.74 | 0 | 100 | H | 40.14 | 20.18 | 34.00 | 69.07 | 84 | -14.93 | PK |
| 11220 | 31.40 | 0 | 100 | H | 40.14 | 20.18 | 34.00 | 57.73 | 64 | -6.27 | AV |
| 11220 | 43.04 | 0 | 100 | V | 40.14 | 20.18 | 34.00 | 69.37 | 84 | -14.63 | PK |
| 11220 | 31.28 | 0 | 100 | V | 40.14 | 20.18 | 34.00 | 57.61 | 64 | -6.39 | AV |
| High Channel 5690 MHz HE 80 mode power setting: 17 | | | | | | | | | | | |
| 11380 | 42.03 | 0 | 100 | H | 40.60 | 20.18 | 34.16 | 68.66 | 84 | -15.34 | PK |
| 11380 | 30.16 | 0 | 100 | H | 40.60 | 20.18 | 34.16 | 56.79 | 64 | -7.21 | AV |
| 11380 | 41.26 | 0 | 100 | V | 40.60 | 20.18 | 34.16 | 67.89 | 84 | -16.11 | PK |
| 11380 | 30.36 | 0 | 100 | V | 40.60 | 20.18 | 34.16 | 56.99 | 64 | -7.01 | AV |

| Frequency (MHz) | S.A. Reading (dBµV) | Turntable Azimuth (degrees) | Test Antenna | | | Cable Loss (dB) | Pre-Amp. (dB) | Cord. Reading (dBµV/m) | FCC/ISEDC | | Comments |
|---|---|---|---|---|---|---|---|---|---|---|---|
| | | | Height (cm) | Polarity (H/V) | Factor (dB/m) | | | | Limit (dBµV/m) | Margin (dB) | |
| Channel 5570 MHz Non HT160 mode power setting: 17 | | | | | | | | | | | |
| 11140 | 42.24 | 0 | 100 | H | 40.60 | 20.18 | 33.84 | 69.19 | 84 | -14.81 | PK |
| 11140 | 31.60 | 0 | 100 | H | 40.60 | 20.18 | 33.84 | 58.55 | 64 | -5.45 | AV |
| 11140 | 42.73 | 0 | 100 | V | 40.60 | 20.18 | 33.84 | 69.68 | 84 | -14.32 | PK |
| 11140 | 31.91 | 0 | 100 | V | 40.60 | 20.18 | 33.84 | 58.86 | 64 | -5.15 | AV |
| Channel 5570 MHz VHT160 mode power setting: 17 | | | | | | | | | | | |
| 11140 | 42.62 | 0 | 100 | H | 40.60 | 20.18 | 33.84 | 69.57 | 84 | -14.43 | PK |
| 11140 | 32.30 | 0 | 100 | H | 40.60 | 20.18 | 33.84 | 59.25 | 64 | -4.75 | AV |
| 11140 | 42.45 | 0 | 100 | V | 40.60 | 20.18 | 33.84 | 69.40 | 84 | -14.60 | PK |
| 11140 | 31.78 | 0 | 100 | V | 40.60 | 20.18 | 33.84 | 58.72 | 64 | -5.28 | AV |
| Channel 5570 MHz HE160 mode power setting: 17 | | | | | | | | | | | |
| 11140 | 42.83 | 0 | 100 | H | 40.60 | 20.18 | 33.84 | 69.78 | 84 | -14.22 | PK |
| 11140 | 32.10 | 0 | 100 | H | 40.60 | 20.18 | 33.84 | 59.05 | 64 | -4.95 | AV |
| 11140 | 42.94 | 0 | 100 | V | 40.60 | 20.18 | 33.84 | 69.89 | 84 | -14.11 | PK |
| 11140 | 31.78 | 0 | 100 | V | 40.60 | 20.18 | 33.84 | 58.73 | 64 | -5.27 | AV |

## 5725 - 5850 MHz XOR mode

| Frequency (MHz) | S.A. Reading (dBµV) | Turntable Azimuth (degrees) | Test Antenna | | | Cable Loss (dB) | Pre-Amp. (dB) | Cord. Reading (dBµV/m) | FCC/ISEDC | | Comments |
|---|---|---|---|---|---|---|---|---|---|---|---|
| | | | Height (cm) | Polarity (H/V) | Factor (dB/m) | | | | Limit (dBµV/m) | Margin (dB) | |
| Low Channel 5745 MHz Non HT20 mode power setting: 17 | | | | | | | | | | | |
| 11490 | 42.03 | 0 | 100 | H | 40.63 | 22.31 | 37.74 | 67.22 | 84 | -16.78 | PK |
| 11490 | 31.22 | 0 | 100 | H | 40.63 | 22.31 | 37.74 | 56.41 | 64 | -7.59 | AV |
| 11490 | 42.09 | 0 | 100 | V | 40.63 | 22.31 | 37.74 | 67.28 | 84 | -16.72 | PK |
| 11490 | 29.81 | 0 | 100 | V | 40.63 | 22.31 | 37.74 | 55.01 | 64 | -8.99 | AV |
| Mid Channel 5785 MHz Non HT20 mode power setting: 17 | | | | | | | | | | | |
| 11570 | 41.54 | 0 | 100 | H | 40.57 | 22.42 | 37.97 | 66.56 | 84 | -17.44 | PK |
| 11570 | 30.86 | 0 | 100 | H | 40.57 | 22.42 | 37.97 | 55.88 | 64 | -8.12 | AV |
| 11570 | 42.25 | 0 | 100 | V | 40.57 | 22.42 | 37.97 | 67.27 | 84 | -16.73 | PK |
| 11570 | 30.06 | 0 | 100 | V | 40.57 | 22.42 | 37.97 | 55.08 | 64 | -8.92 | AV |
| High Channel 5825 MHz Non HT20 mode power setting: 17 | | | | | | | | | | | |
| 11650 | 43.25 | 0 | 100 | H | 40.60 | 22.42 | 38.32 | 67.95 | 84 | -16.06 | PK |
| 11650 | 32.32 | 0 | 100 | H | 40.60 | 22.42 | 38.32 | 57.02 | 64 | -6.98 | AV |
| 11650 | 41.39 | 0 | 100 | V | 40.60 | 22.42 | 38.32 | 66.09 | 84 | -17.92 | PK |
| 11650 | 30.55 | 0 | 100 | V | 40.60 | 22.42 | 38.32 | 55.25 | 64 | -8.75 | AV |

| Frequency (MHz) | S.A. Reading (dBµV) | Turntable Azimuth (degrees) | Test Antenna | | | Cable Loss (dB) | Pre-Amp. (dB) | Cord. Reading (dBµV/m) | FCC/ISEDC | | Comments |
|---|---|---|---|---|---|---|---|---|---|---|---|
| | | | Height (cm) | Polarity (H/V) | Factor (dB/m) | | | | Limit (dBµV/m) | Margin (dB) | |
| Low Channel 5745 MHz HT/VHT20 mode power setting: 17 | | | | | | | | | | | |
| 11490 | 42.62 | 0 | 100 | H | 40.63 | 22.31 | 38.31 | 67.25 | 84 | -16.75 | PK |
| 11490 | 31.42 | 0 | 100 | H | 40.63 | 22.31 | 38.31 | 56.05 | 64 | -7.96 | AV |
| 11490 | 42.49 | 0 | 100 | V | 40.63 | 22.31 | 38.31 | 67.12 | 84 | -16.88 | PK |
| 11490 | 31.50 | 0 | 100 | V | 40.63 | 22.31 | 38.31 | 56.13 | 64 | -7.87 | AV |
| Mid Channel 5785 MHz HT/VHT20 mode power setting: 17 | | | | | | | | | | | |
| 11570 | 42.04 | 0 | 100 | H | 40.57 | 22.42 | 37.97 | 67.06 | 84 | -16.94 | PK |
| 11570 | 31.73 | 0 | 100 | H | 40.57 | 22.42 | 37.97 | 56.75 | 64 | -7.25 | AV |
| 11570 | 42.70 | 0 | 100 | V | 40.57 | 22.42 | 37.97 | 67.72 | 84 | -16.28 | PK |
| 11570 | 31.53 | 0 | 100 | V | 40.57 | 22.42 | 37.97 | 56.55 | 64 | -7.46 | AV |
| High Channel 5825 MHz HT/VHT20 mode power setting: 17 | | | | | | | | | | | |
| 11650 | 42.83 | 0 | 100 | H | 40.60 | 22.42 | 38.32 | 67.53 | 84 | -16.48 | PK |
| 11650 | 32.07 | 0 | 100 | H | 40.60 | 22.42 | 38.32 | 56.76 | 64 | -7.24 | AV |
| 11650 | 42.97 | 0 | 100 | V | 40.60 | 22.42 | 38.32 | 67.67 | 84 | -16.33 | PK |
| 11650 | 32.11 | 0 | 100 | V | 40.60 | 22.42 | 38.32 | 56.80 | 64 | -7.20 | AV |

| Frequency (MHz) | S.A. Reading (dBµV) | Turntable Azimuth (degrees) | Test Antenna | | | Cable Loss (dB) | Pre-Amp. (dB) | Cord. Reading (dBµV/m) | FCC/ISEDC | | Comments |
|---|---|---|---|---|---|---|---|---|---|---|---|
| | | | Height (cm) | Polarity (H/V) | Factor (dB/m) | | | | Limit (dBµV/m) | Margin (dB) | |
| Low Channel 5745 MHz HE20 mode power setting: 17 | | | | | | | | | | | |
| 11490 | 42.48 | 0 | 100 | H | 40.63 | 22.31 | 38.31 | 67.11 | 84 | -16.89 | PK |
| 11490 | 31.02 | 0 | 100 | H | 40.63 | 22.31 | 38.31 | 55.65 | 64 | -8.35 | AV |
| 11490 | 41.47 | 0 | 100 | V | 40.63 | 22.31 | 38.31 | 66.10 | 84 | -17.90 | PK |
| 11490 | 31.12 | 0 | 100 | V | 40.63 | 22.31 | 38.31 | 55.75 | 64 | -8.25 | AV |
| Mid Channel 5785 MHz HE20 mode power setting: 17 | | | | | | | | | | | |
| 11570 | 42.22 | 0 | 100 | H | 40.57 | 22.42 | 37.97 | 67.24 | 84 | -16.76 | PK |
| 11570 | 30.92 | 0 | 100 | H | 40.57 | 22.42 | 37.97 | 55.94 | 64 | -8.06 | AV |
| 11570 | 42.55 | 0 | 100 | V | 40.57 | 22.42 | 37.97 | 67.57 | 84 | -16.43 | PK |
| 11570 | 30.72 | 0 | 100 | V | 40.57 | 22.42 | 37.97 | 55.74 | 64 | -8.26 | AV |
| High Channel 5825 MHz HE20 mode power setting: 17 | | | | | | | | | | | |
| 11650 | 42.04 | 0 | 100 | H | 40.60 | 22.42 | 38.32 | 66.74 | 84 | -17.27 | PK |
| 11650 | 30.70 | 0 | 100 | H | 40.60 | 22.42 | 38.32 | 55.40 | 64 | -8.61 | AV |
| 11650 | 42.14 | 0 | 100 | V | 40.60 | 22.42 | 38.32 | 66.84 | 84 | -17.17 | PK |
| 11650 | 30.81 | 0 | 100 | V | 40.60 | 22.42 | 38.32 | 55.51 | 64 | -8.50 | AV |

| Frequency (MHz) | S.A. Reading (dBµV) | Turntable Azimuth (degrees) | Test Antenna | | | Cable Loss (dB) | Pre-Amp. (dB) | Cord. Reading (dBµV/m) | FCC/ISEDC | | Comments |
|---|---|---|---|---|---|---|---|---|---|---|---|
| | | | Height (cm) | Polarity (H/V) | Factor (dB/m) | | | | Limit (dBµV/m) | Margin (dB) | |
| Low Channel 5755 MHz Non HT40 mode power setting: 17 | | | | | | | | | | | |
| 11510 | 43.00 | 0 | 100 | H | 40.50 | 22.45 | 37.97 | 67.98 | 84 | -16.02 | PK |
| 11510 | 31.51 | 0 | 100 | H | 40.50 | 22.45 | 37.97 | 56.49 | 64 | -7.51 | AV |
| 11510 | 42.86 | 0 | 100 | V | 40.50 | 22.45 | 37.97 | 67.84 | 84 | -16.16 | PK |
| 11510 | 32.09 | 0 | 100 | V | 40.50 | 22.45 | 37.97 | 57.07 | 64 | -6.93 | AV |
| High Channel 5795 MHz Non HT40 mode power setting: 17 | | | | | | | | | | | |
| 11590 | 42.93 | 0 | 100 | H | 40.55 | 22.45 | 38.32 | 67.61 | 84 | -16.39 | PK |
| 11590 | 31.62 | 0 | 100 | H | 40.55 | 22.45 | 38.32 | 56.30 | 64 | -7.70 | AV |
| 11590 | 42.41 | 0 | 100 | V | 40.55 | 22.45 | 38.32 | 67.09 | 84 | -16.91 | PK |
| 11590 | 30.82 | 0 | 100 | V | 40.55 | 22.45 | 38.32 | 55.50 | 64 | -8.50 | AV |

| Frequency (MHz) | S.A. Reading (dBµV) | Turntable Azimuth (degrees) | Test Antenna | | | Cable Loss (dB) | Pre-Amp. (dB) | Cord. Reading (dBµV/m) | FCC/ISEDC | | Comments |
|---|---|---|---|---|---|---|---|---|---|---|---|
| | | | Height (cm) | Polarity (H/V) | Factor (dB/m) | | | | Limit (dBµV/m) | Margin (dB) | |
| Low Channel 5755 MHz HT/VHT40 mode power setting: 17 | | | | | | | | | | | |
| 11510 | 42.70 | 0 | 100 | H | 40.50 | 22.45 | 37.97 | 67.68 | 84 | -16.32 | PK |
| 11510 | 31.94 | 0 | 100 | H | 40.50 | 22.45 | 37.97 | 56.92 | 64 | -7.09 | AV |
| 11510 | 42.77 | 0 | 100 | V | 40.50 | 22.45 | 37.97 | 67.75 | 84 | -16.25 | PK |
| 11510 | 31.92 | 0 | 100 | V | 40.50 | 22.45 | 37.97 | 56.90 | 64 | -7.10 | AV |
| High Channel 5795 MHz HT/VHT40 mode power setting: 17 | | | | | | | | | | | |
| 11590 | 42.58 | 0 | 100 | H | 40.55 | 22.45 | 38.32 | 67.26 | 84 | -16.74 | PK |
| 11590 | 31.60 | 0 | 100 | H | 40.55 | 22.45 | 38.32 | 56.28 | 64 | -7.72 | AV |
| 11590 | 42.62 | 0 | 100 | V | 40.55 | 22.45 | 38.32 | 67.30 | 84 | -16.70 | PK |
| 11590 | 31.58 | 0 | 100 | V | 40.55 | 22.45 | 38.32 | 56.26 | 64 | -7.74 | AV |

| Frequency (MHz) | S.A. Reading (dBµV) | Turntable Azimuth (degrees) | Test Antenna | | | Cable Loss (dB) | Pre-Amp. (dB) | Cord. Reading (dBµV/m) | FCC/ISEDC | | Comments |
|---|---|---|---|---|---|---|---|---|---|---|---|
| | | | Height (cm) | Polarity (H/V) | Factor (dB/m) | | | | Limit (dBµV/m) | Margin (dB) | |
| Low Channel 5755 MHz HE40 mode power setting: 17 | | | | | | | | | | | |
| 11510 | 42.60 | 0 | 100 | H | 40.50 | 22.45 | 37.97 | 67.58 | 84 | -16.42 | PK |
| 11510 | 30.60 | 0 | 100 | H | 40.50 | 22.45 | 37.97 | 55.58 | 64 | -8.42 | AV |
| 11510 | 41.78 | 0 | 100 | V | 40.50 | 22.45 | 37.97 | 66.76 | 84 | -17.24 | PK |
| 11510 | 30.82 | 0 | 100 | V | 40.50 | 22.45 | 37.97 | 55.80 | 64 | -8.20 | AV |
| High Channel 5795 MHz HE40 mode power setting: 17 | | | | | | | | | | | |
| 11590 | 42.67 | 0 | 100 | H | 40.55 | 22.45 | 38.32 | 67.35 | 84 | -16.65 | PK |
| 11590 | 31.45 | 0 | 100 | H | 40.55 | 22.45 | 38.32 | 56.13 | 64 | -7.87 | AV |
| 11590 | 42.89 | 0 | 100 | V | 40.55 | 22.45 | 38.32 | 67.57 | 84 | -16.43 | PK |
| 11590 | 31.27 | 0 | 100 | V | 40.55 | 22.45 | 38.32 | 55.95 | 64 | -8.05 | AV |

| Frequency (MHz) | S.A. Reading (dBµV) | Turntable Azimuth (degrees) | Test Antenna | | | Cable Loss (dB) | Pre-Amp. (dB) | Cord. Reading (dBµV/m) | FCC/ISEDC | | Comments |
|---|---|---|---|---|---|---|---|---|---|---|---|
| | | | Height (cm) | Polarity (H/V) | Factor (dB/m) | | | | Limit (dBµV/m) | Margin (dB) | |
| High Channel 5775 MHz Non HT 80 mode power setting: 17 | | | | | | | | | | | |
| 11550 | 42.45 | 0 | 100 | H | 40.57 | 22.45 | 37.97 | 67.51 | 84 | -16.50 | PK |
| 11550 | 31.67 | 0 | 100 | H | 40.57 | 22.45 | 37.97 | 56.72 | 64 | -7.28 | AV |
| 11550 | 42.13 | 0 | 100 | V | 40.57 | 22.45 | 37.97 | 67.19 | 84 | -16.82 | PK |
| 11550 | 31.62 | 0 | 100 | V | 40.57 | 22.45 | 37.97 | 56.68 | 64 | -7.32 | AV |
| High Channel 5775 MHz VHT80 mode power setting: 17 | | | | | | | | | | | |
| 11550 | 42.33 | 0 | 100 | H | 40.57 | 22.45 | 37.97 | 67.39 | 84 | -16.62 | PK |
| 11550 | 31.42 | 0 | 100 | H | 40.57 | 22.45 | 37.97 | 56.48 | 64 | -7.52 | AV |
| 11550 | 42.19 | 0 | 100 | V | 40.57 | 22.45 | 37.97 | 67.25 | 84 | -16.76 | PK |
| 11550 | 31.82 | 0 | 100 | V | 40.57 | 22.45 | 37.97 | 56.87 | 64 | -7.13 | AV |
| High Channel 5775 MHz HE80 mode power setting: 17 | | | | | | | | | | | |
| 11550 | 42.06 | 0 | 100 | H | 40.57 | 22.45 | 37.97 | 67.12 | 84 | -16.89 | PK |
| 11550 | 31.23 | 0 | 100 | H | 40.57 | 22.45 | 37.97 | 56.29 | 64 | -7.72 | AV |
| 11550 | 42.59 | 0 | 100 | V | 40.57 | 22.45 | 37.97 | 67.65 | 84 | -16.36 | PK |
| 11550 | 31.82 | 0 | 100 | V | 40.57 | 22.45 | 37.97 | 56.87 | 64 | -7.13 | AV |

## 5150 - 5250 MHz AUX mode

| Frequency (MHz) | S.A. Reading (dBµV) | Turntable Azimuth (degrees) | Test Antenna | | | Cable Loss (dB) | Pre-Amp. (dB) | Cord. Reading (dBµV/m) | FCC/ISEDC | | Comments |
|---|---|---|---|---|---|---|---|---|---|---|---|
| | | | Height (cm) | Polarity (H/V) | Factor (dB/m) | | | | Limit (dBµV/m) | Margin (dB) | |
| Low Channel 5180 MHz Non HT20 mode power setting: 20 | | | | | | | | | | | |
| 10360 | 39.42 | 0 | 100 | H | 39.24 | 16.54 | 30.09 | 65.11 | 84 | -18.89 | PK |
| 10360 | 28.10 | 0 | 100 | H | 39.24 | 16.54 | 30.09 | 53.80 | 64 | -10.20 | AV |
| 10360 | 38.83 | 0 | 100 | V | 39.24 | 16.54 | 30.09 | 64.52 | 84 | -19.48 | PK |
| 10360 | 29.28 | 0 | 100 | V | 39.24 | 16.54 | 30.09 | 54.97 | 64 | -9.03 | AV |
| Mid Channel 5220 MHz Non HT20 mode power setting: 20 | | | | | | | | | | | |
| 10440 | 38.55 | 0 | 100 | H | 39.28 | 16.87 | 30.61 | 64.08 | 84 | -19.92 | PK |
| 10440 | 28.72 | 0 | 100 | H | 39.28 | 16.87 | 30.61 | 54.26 | 64 | -9.74 | AV |
| 10440 | 38.88 | 0 | 100 | V | 39.28 | 16.87 | 30.61 | 64.41 | 84 | -19.59 | PK |
| 10440 | 28.01 | 0 | 100 | V | 39.28 | 16.87 | 30.61 | 53.54 | 64 | -10.46 | AV |
| High Channel 5240 MHz Non HT20 mode power setting: 20 | | | | | | | | | | | |
| 10480 | 39.66 | 0 | 100 | H | 39.31 | 16.87 | 30.61 | 65.22 | 84 | -18.78 | PK |
| 10480 | 28.16 | 0 | 100 | H | 39.31 | 16.87 | 30.61 | 53.72 | 64 | -10.28 | AV |
| 10480 | 39.50 | 0 | 100 | V | 39.31 | 16.87 | 30.61 | 65.06 | 84 | -18.94 | PK |
| 10480 | 27.64 | 0 | 100 | V | 39.31 | 16.87 | 30.61 | 53.20 | 64 | -10.81 | AV |

## 5250 - 5350 MHz AUX mode

| Frequency (MHz) | S.A. Reading (dBµV) | Turntable Azimuth (degrees) | Test Antenna | | | Cable Loss (dB) | Pre-Amp. (dB) | Cord. Reading (dBµV/m) | FCC/ISEDC | | Comments |
|---|---|---|---|---|---|---|---|---|---|---|---|
| | | | Height (cm) | Polarity (H/V) | Factor (dB/m) | | | | Limit (dBµV/m) | Margin (dB) | |
| Low Channel 5260 MHz Non HT20 mode power setting: 20 | | | | | | | | | | | |
| 10520 | 42.04 | 0 | 100 | H | 39.31 | 19.29 | 31.62 | 69.01 | 84 | -14.99 | PK |
| 10520 | 31.33 | 0 | 100 | H | 39.31 | 19.29 | 31.62 | 58.30 | 64 | -5.70 | AV |
| 10520 | 42.40 | 0 | 100 | V | 39.31 | 19.29 | 31.62 | 69.37 | 84 | -14.63 | PK |
| 10520 | 31.51 | 0 | 100 | V | 39.31 | 19.29 | 31.62 | 58.48 | 64 | -5.52 | AV |
| Mid Channel 5300 MHz Non HT20 mode power setting: 20 | | | | | | | | | | | |
| 10600 | 41.72 | 0 | 100 | H | 39.34 | 19.29 | 32.58 | 67.77 | 84 | -16.23 | PK |
| 10600 | 30.81 | 0 | 100 | H | 39.34 | 19.29 | 32.58 | 56.85 | 64 | -7.15 | AV |
| 10600 | 42.11 | 0 | 100 | V | 39.34 | 19.29 | 32.58 | 68.16 | 84 | -15.84 | PK |
| 10600 | 30.98 | 0 | 100 | V | 39.34 | 19.29 | 32.58 | 57.02 | 64 | -6.98 | AV |
| High Channel 5320MHz Non HT20 mode power setting: 20 | | | | | | | | | | | |
| 10640 | 42.74 | 0 | 100 | H | 39.34 | 19.29 | 32.58 | 68.79 | 84 | -15.21 | PK |
| 10640 | 30.94 | 0 | 100 | H | 39.34 | 19.29 | 32.58 | 56.98 | 64 | -7.02 | AV |
| 10640 | 42.11 | 0 | 100 | V | 39.34 | 19.29 | 32.58 | 68.16 | 84 | -15.84 | PK |
| 10640 | 31.19 | 0 | 100 | V | 39.34 | 19.29 | 32.58 | 57.23 | 64 | -6.77 | AV |

## 5470 - 5725 MHz AUX mode

| Frequency (MHz) | S.A. Reading (dBµV) | Turntable Azimuth (degrees) | Test Antenna | | | Cable Loss (dB) | Pre-Amp. (dB) | Cord. Reading (dBµV/m) | FCC/ISEDC | | Comments |
|---|---|---|---|---|---|---|---|---|---|---|---|
| | | | Height (cm) | Polarity (H/V) | Factor (dB/m) | | | | Limit (dBµV/m) | Margin (dB) | |
| Low Channel 5500 MHz Non HT20 mode power setting: 20 | | | | | | | | | | | |
| 11000 | 43.36 | 0 | 100 | H | 39.71 | 20.09 | 38.61 | 64.56 | 84 | -19.45 | PK |
| 11000 | 32.41 | 0 | 100 | H | 39.71 | 20.09 | 38.61 | 53.60 | 64 | -10.40 | AV |
| 11000 | 43.88 | 0 | 100 | V | 39.71 | 20.09 | 38.61 | 65.08 | 84 | -18.93 | PK |
| 11000 | 32.19 | 0 | 100 | V | 39.71 | 20.09 | 38.61 | 53.38 | 64 | -10.62 | AV |
| Mid Channel 5580 MHz Non HT20 mode power setting: 20 | | | | | | | | | | | |
| 11160 | 43.65 | 0 | 100 | H | 39.96 | 20.09 | 33.84 | 69.86 | 84 | -14.14 | PK |
| 11160 | 33.01 | 0 | 100 | H | 39.96 | 20.09 | 33.84 | 59.22 | 64 | -4.78 | AV |
| 11160 | 43.86 | 0 | 100 | V | 39.96 | 20.09 | 33.84 | 70.07 | 84 | -13.93 | PK |
| 11160 | 32.68 | 0 | 100 | V | 39.96 | 20.09 | 33.84 | 58.89 | 64 | -5.11 | AV |
| High Channel 5700 MHz Non HT20 mode power setting: 20 | | | | | | | | | | | |
| 11400 | 43.42 | 0 | 100 | H | 40.65 | 20.18 | 34.34 | 69.91 | 84 | -14.09 | PK |
| 11400 | 31.92 | 0 | 100 | H | 40.65 | 20.18 | 34.34 | 58.42 | 64 | -5.58 | AV |
| 11400 | 43.92 | 0 | 100 | V | 40.65 | 20.18 | 34.34 | 70.41 | 84 | -13.59 | PK |
| 11400 | 32.40 | 0 | 100 | V | 40.65 | 20.18 | 34.34 | 58.90 | 64 | -5.10 | AV |
| High Channel 5720 MHz Non HT20 mode power setting: 20 | | | | | | | | | | | |
| 11460 | 42.40 | 0 | 100 | H | 40.63 | 20.18 | 34.34 | 68.87 | 84 | -15.13 | PK |
| 11460 | 30.51 | 0 | 100 | H | 40.63 | 20.18 | 34.34 | 56.98 | 64 | -7.02 | AV |
| 11460 | 41.95 | 0 | 100 | V | 40.63 | 20.18 | 34.34 | 68.42 | 84 | -15.58 | PK |
| 11460 | 30.87 | 0 | 100 | V | 40.63 | 20.18 | 34.34 | 57.34 | 64 | -6.66 | AV |

## 5745 - 5825 MHz AUX mode

| Frequency (MHz) | S.A. Reading (dBµV) | Turntable Azimuth (degrees) | Test Antenna | | | Cable Loss (dB) | Pre-Amp. (dB) | Cord. Reading (dBµV/m) | FCC/ISEDC | | Comments |
|---|---|---|---|---|---|---|---|---|---|---|---|
| | | | Height (cm) | Polarity (H/V) | Factor (dB/m) | | | | Limit (dBµV/m) | Margin (dB) | |
| Low Channel 5745 MHz Non HT20 mode power setting: 20 | | | | | | | | | | | |
| 11490 | 42.05 | 0 | 100 | H | 40.63 | 22.31 | 37.74 | 67.24 | 84 | -16.76 | PK |
| 11490 | 31.52 | 0 | 100 | H | 40.63 | 22.31 | 37.74 | 56.71 | 64 | -7.29 | AV |
| 11490 | 42.53 | 0 | 100 | V | 40.63 | 22.31 | 37.74 | 67.72 | 84 | -16.28 | PK |
| 11490 | 31.86 | 0 | 100 | V | 40.63 | 22.31 | 37.74 | 57.06 | 64 | -6.94 | AV |
| Mid Channel 5785 MHz Non HT20 mode power setting: 20 | | | | | | | | | | | |
| 11570 | 42.47 | 0 | 100 | H | 40.57 | 22.42 | 37.97 | 67.49 | 84 | -16.51 | PK |
| 11570 | 31.37 | 0 | 100 | H | 40.57 | 22.42 | 37.97 | 56.39 | 64 | -7.61 | AV |
| 11570 | 42.57 | 0 | 100 | V | 40.57 | 22.42 | 37.97 | 67.59 | 84 | -16.41 | PK |
| 11570 | 31.19 | 0 | 100 | V | 40.57 | 22.42 | 37.97 | 56.21 | 64 | -7.79 | AV |
| High Channel 5825 MHz Non HT20 mode power setting: 20 | | | | | | | | | | | |
| 11650 | 42.85 | 0 | 100 | H | 40.60 | 22.42 | 38.32 | 67.55 | 84 | -16.46 | PK |
| 11650 | 32.11 | 0 | 100 | H | 40.60 | 22.42 | 38.32 | 56.81 | 64 | -7.20 | AV |
| 11650 | 42.76 | 0 | 100 | V | 40.60 | 22.42 | 38.32 | 67.46 | 84 | -16.55 | PK |
| 11650 | 32.06 | 0 | 100 | V | 40.60 | 22.42 | 38.32 | 56.76 | 64 | -7.24 | AV |

Note: Spurious emission above 12 GHz is the noise floor.

### 3) Co-location

*EUT configuration: BLE 2440 MHz, 5 GHz XOR Wi-Fi HT/VHT20 mode 5220MHz, 5 GHz AUX Wi-Fi Non HT20 mode 5180MHz and 5 GHz Wi-Fi VHT160 mode 5250 MHz*

### 1 - 18 GHz Scan, measured at 1 meter

2.4 GHz and 5 GHz filters were added.

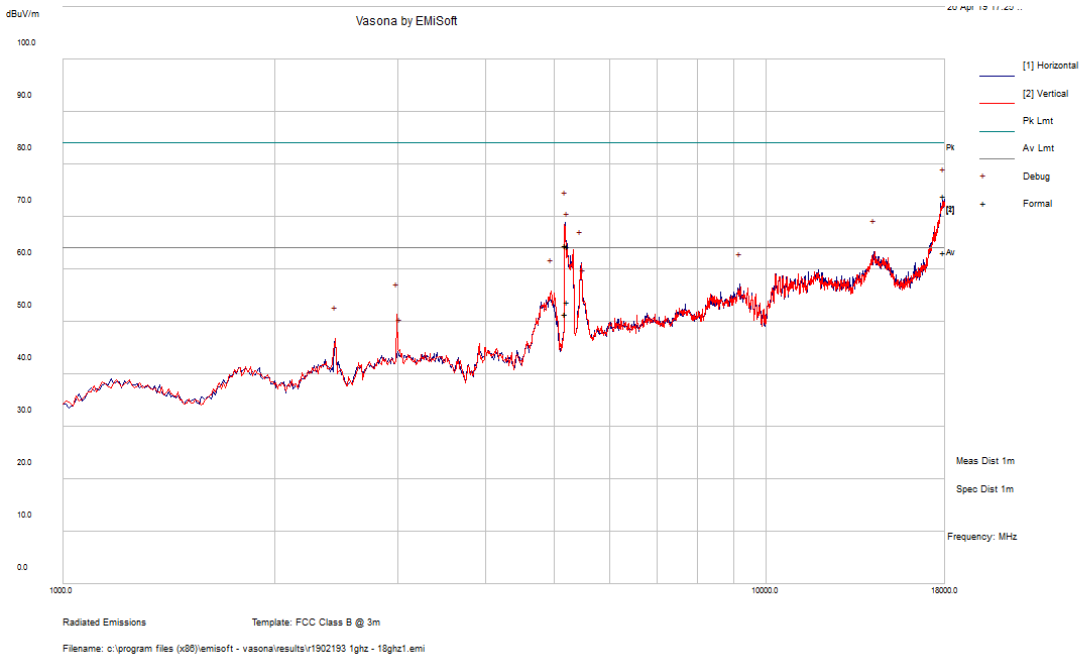

## 18 - 26.5 GHz Scan, measured at 1 meter

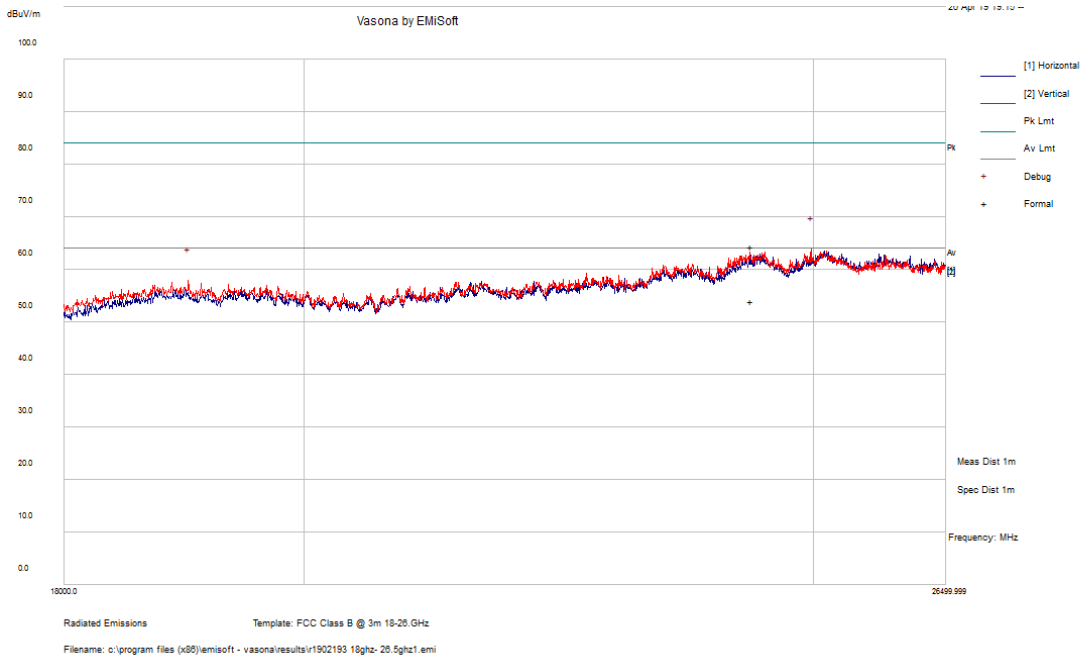

## 26.5 - 40 GHz Scan, measured at 1 meter

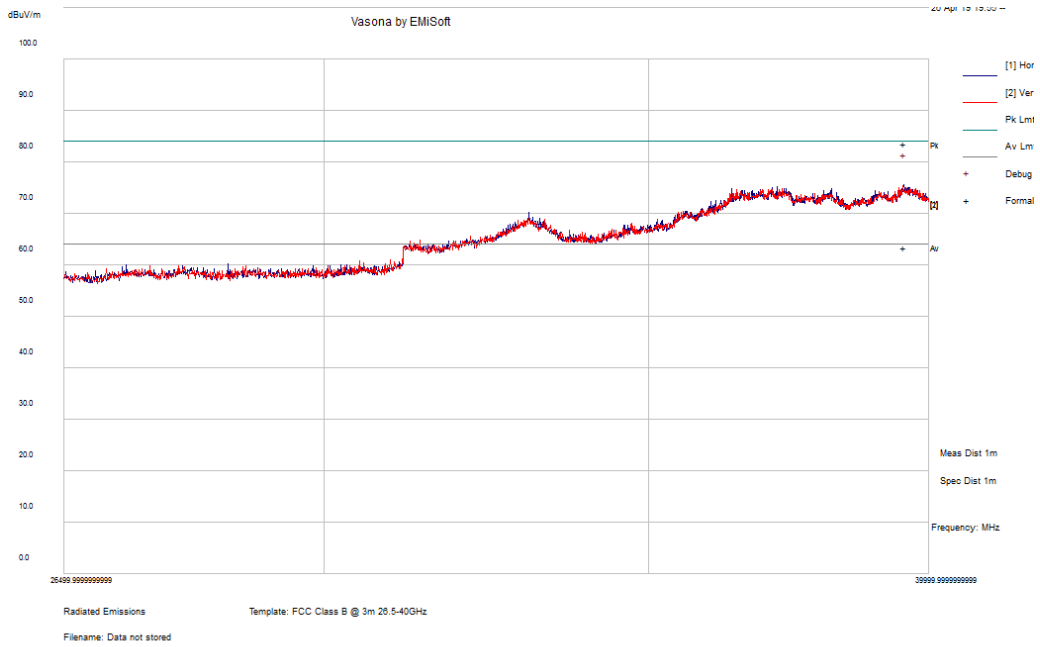

Non HT20 mode 5180 MHz Horizontal REG

PK

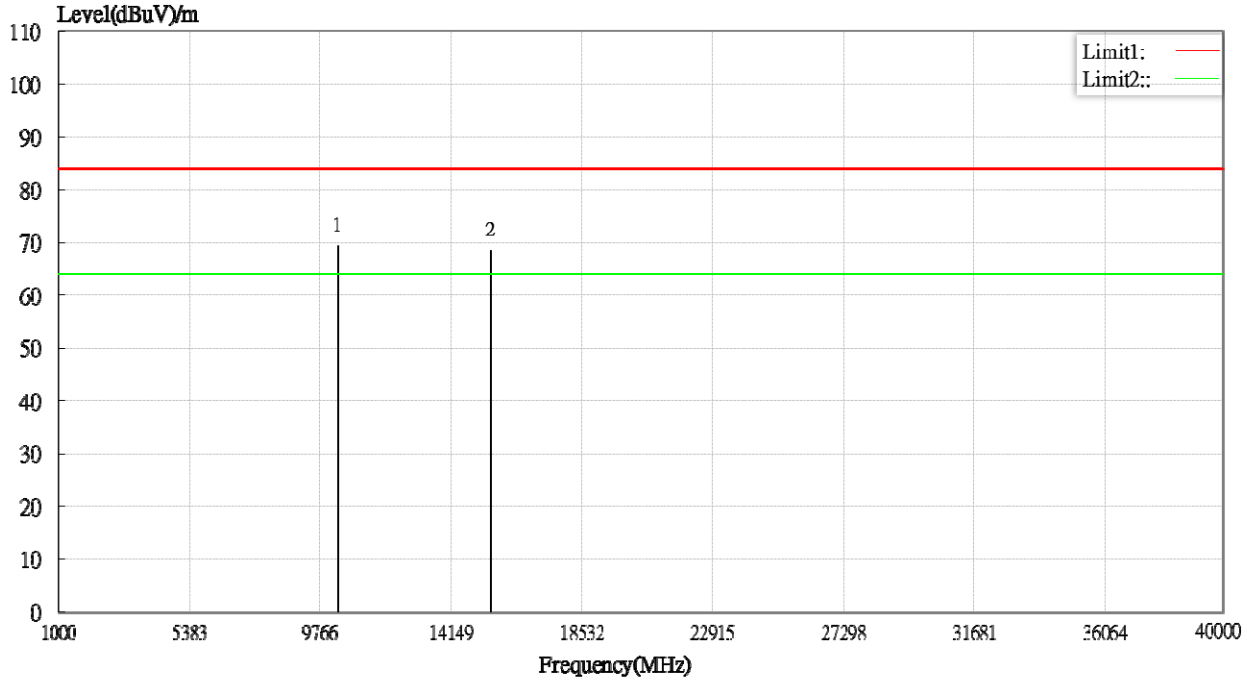


AVG

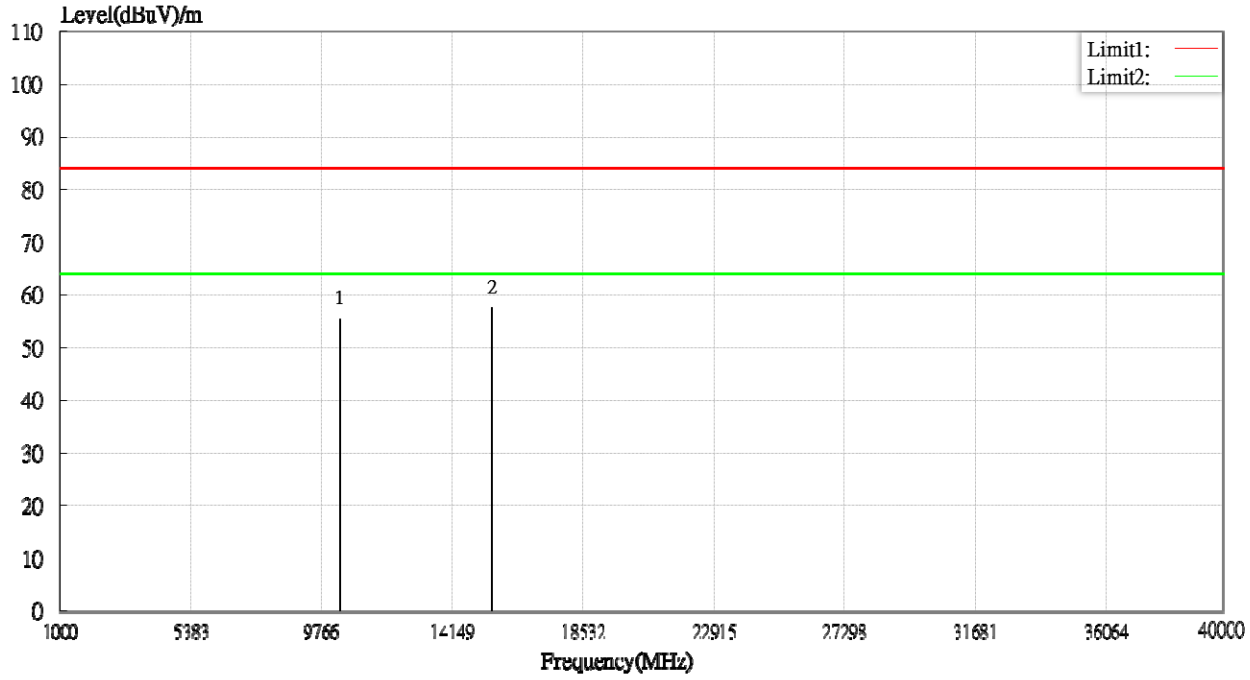

Non HT20 mode 5180 MHz Vertical REG

PK

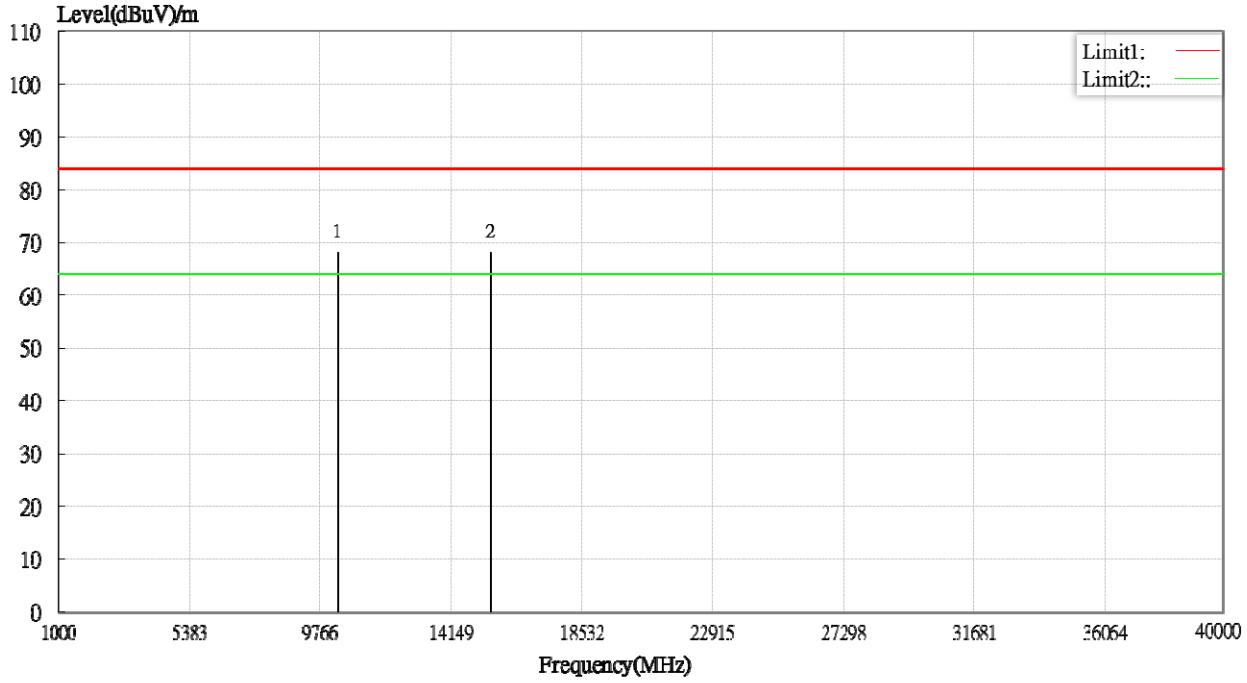


AVG

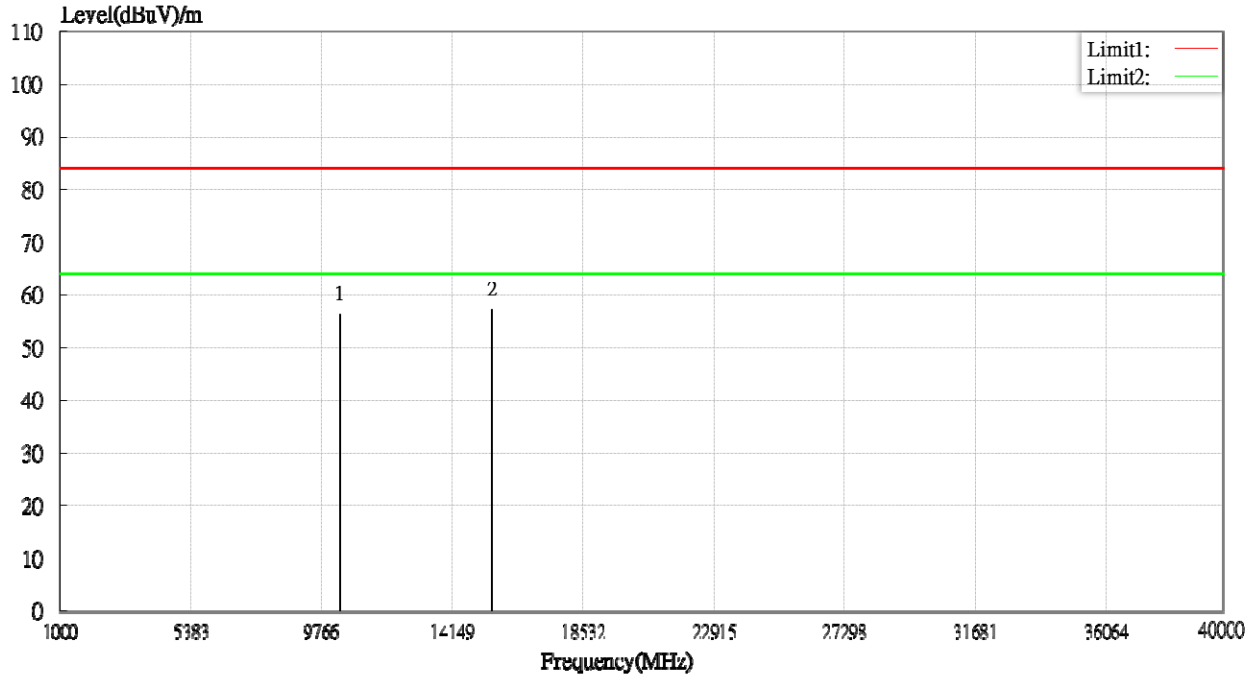

Non HT20 mode 5220 MHz Horizontal REG

PK

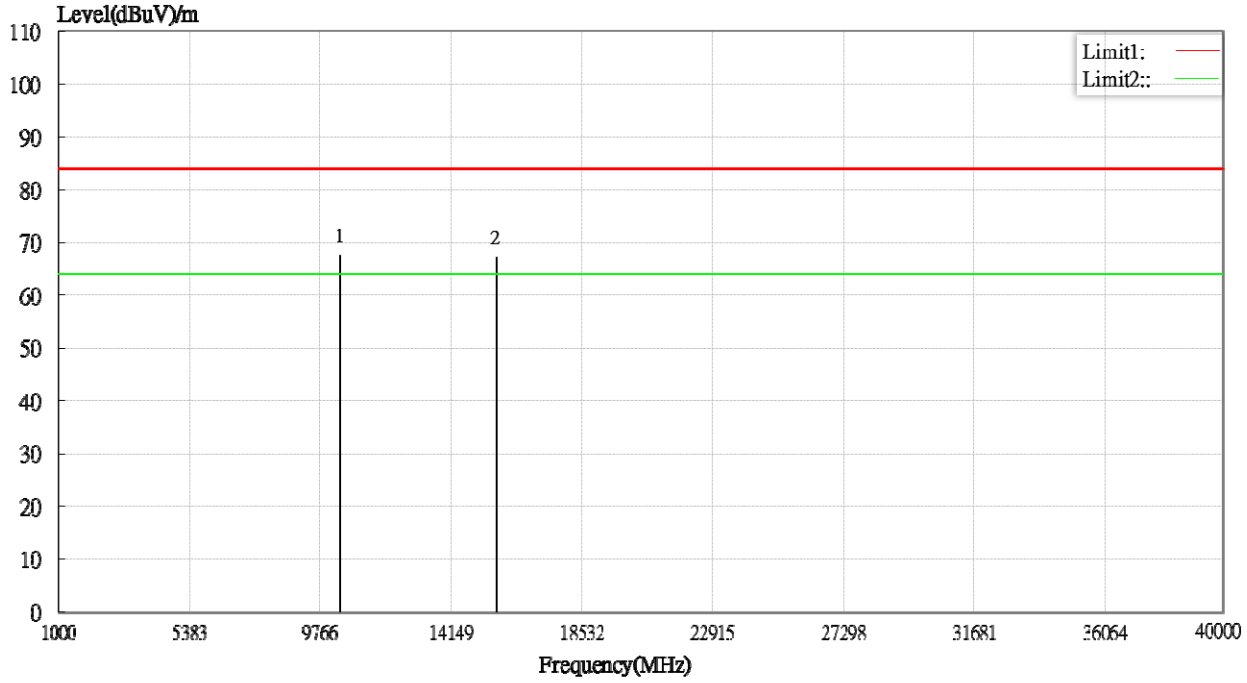


AVG

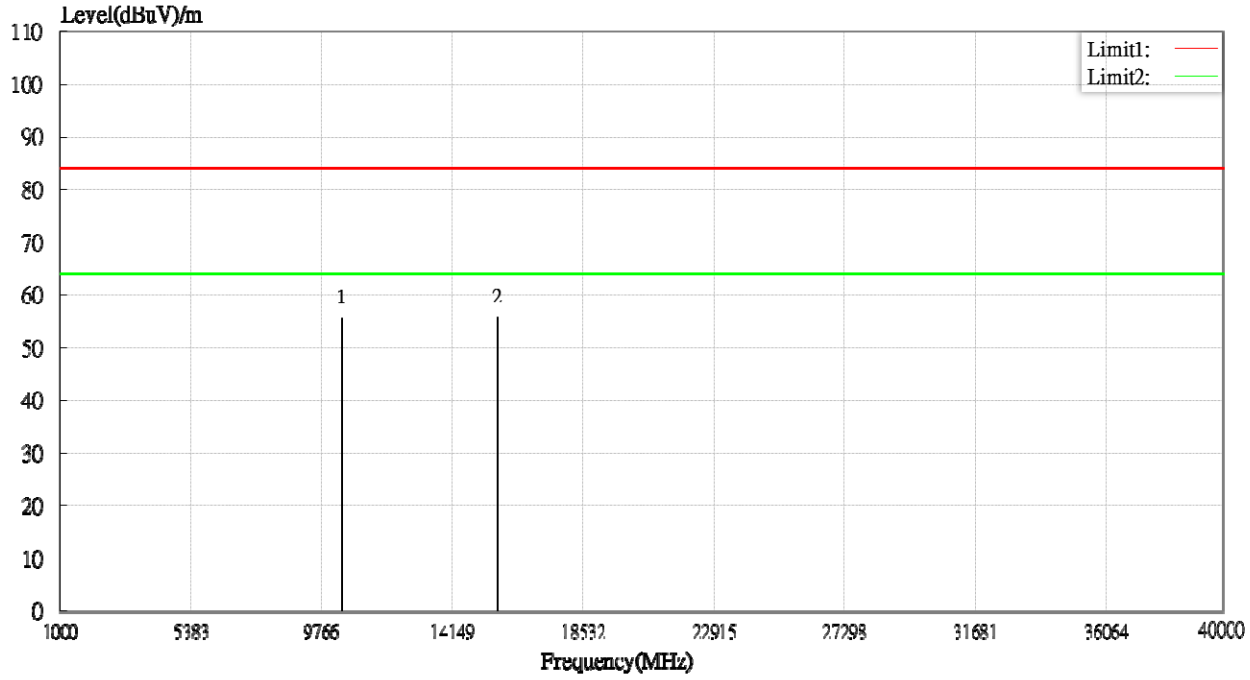

Non HT20 mode 5220 MHz Vertical REG

PK

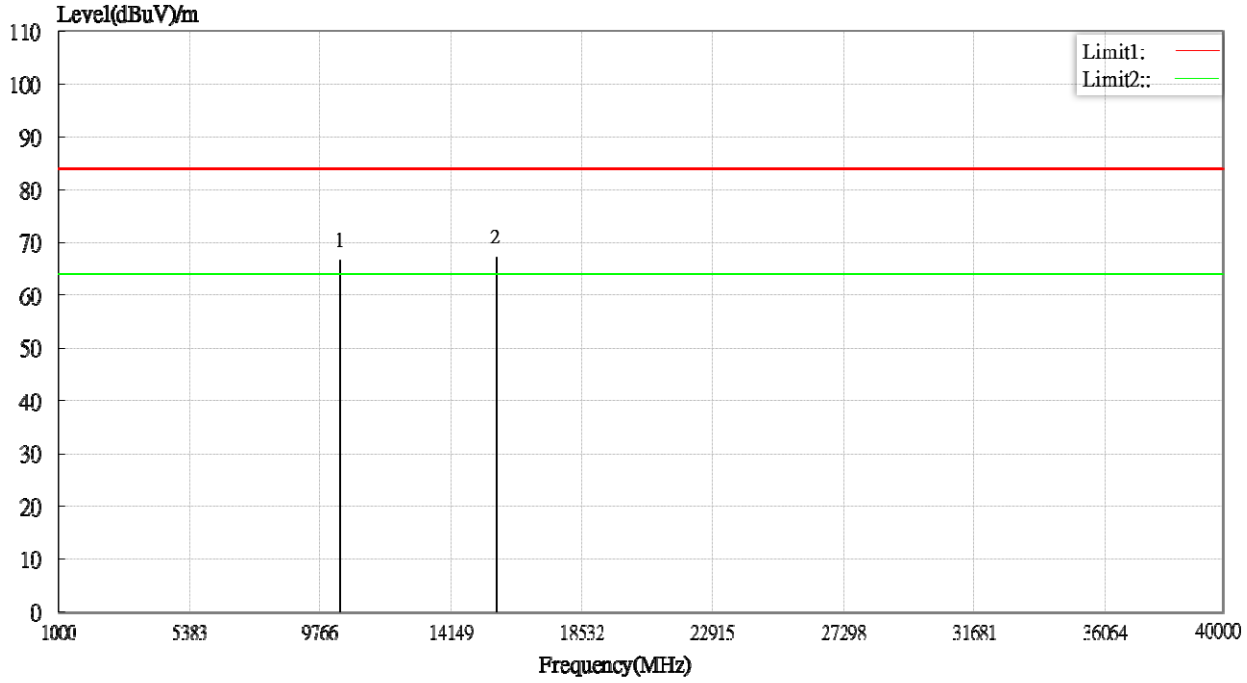


AVG

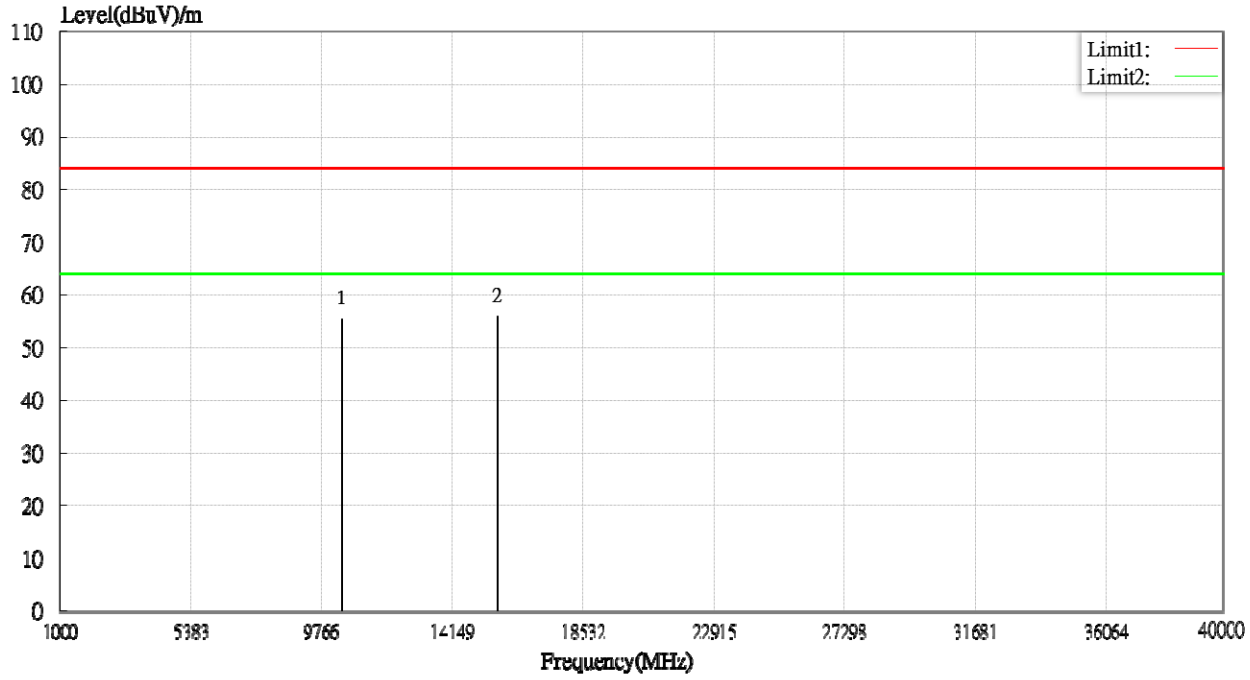

Non HT20 mode 5240 MHz Horizontal REG

PK

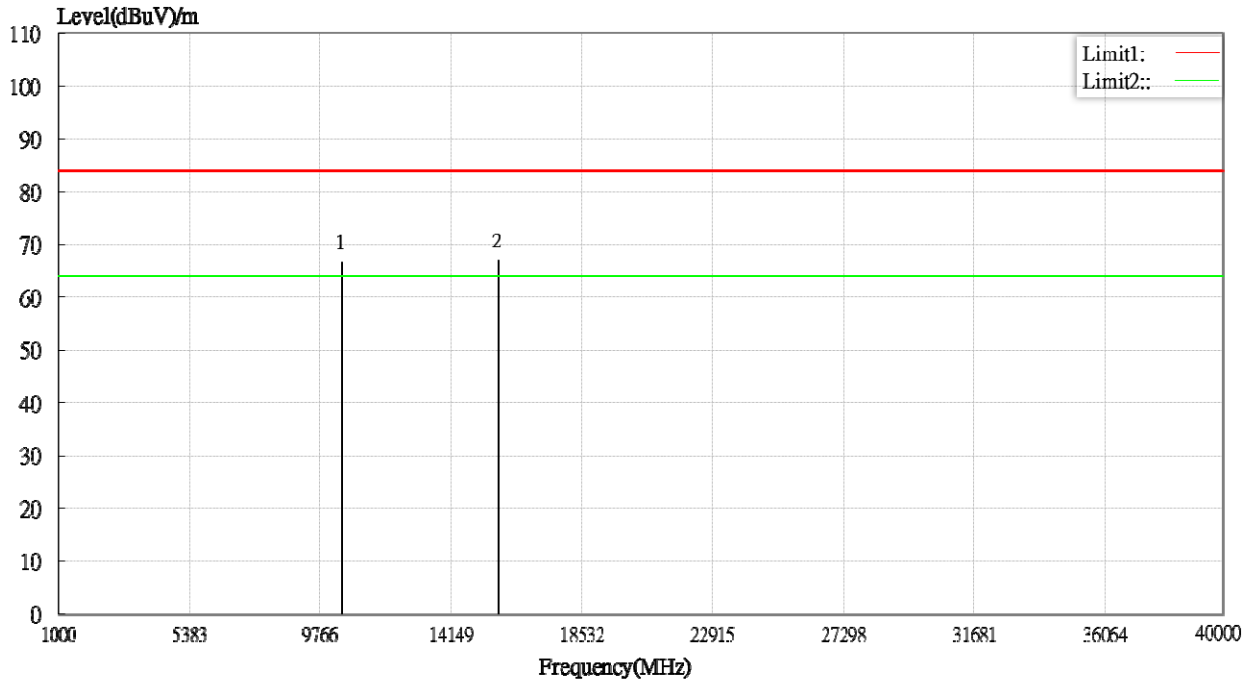


AVG

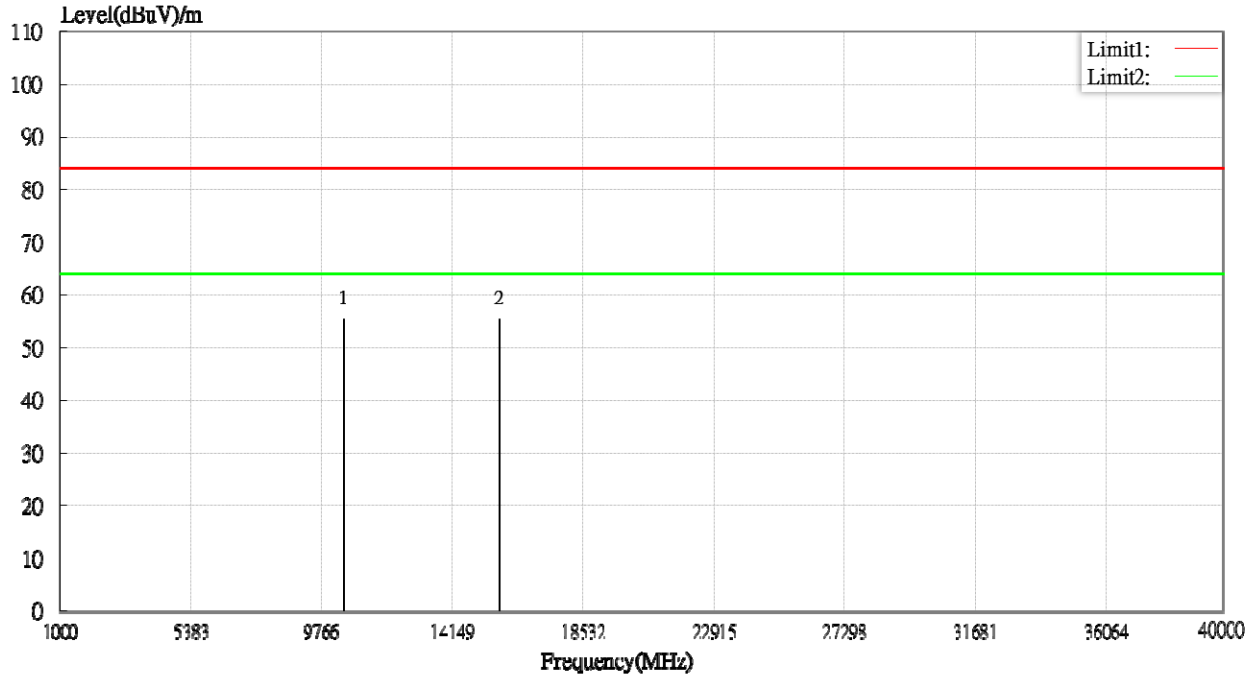

Non HT20 mode 5240 MHz Vertical REG

PK

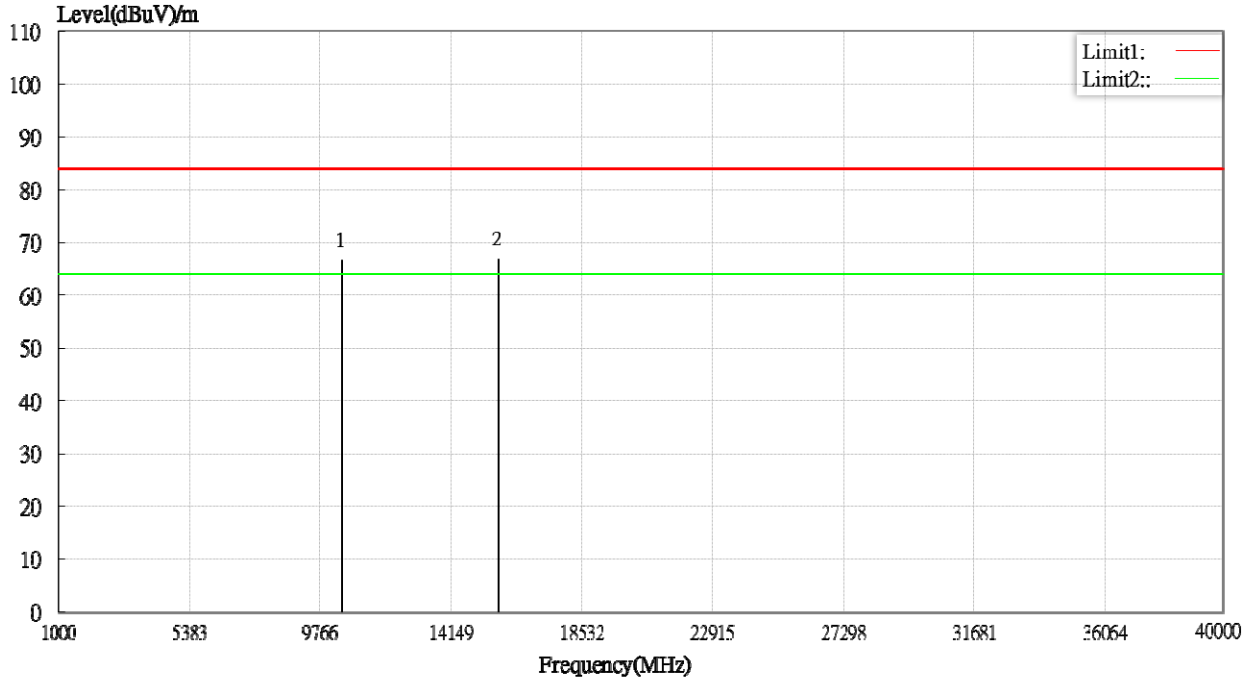


AVG

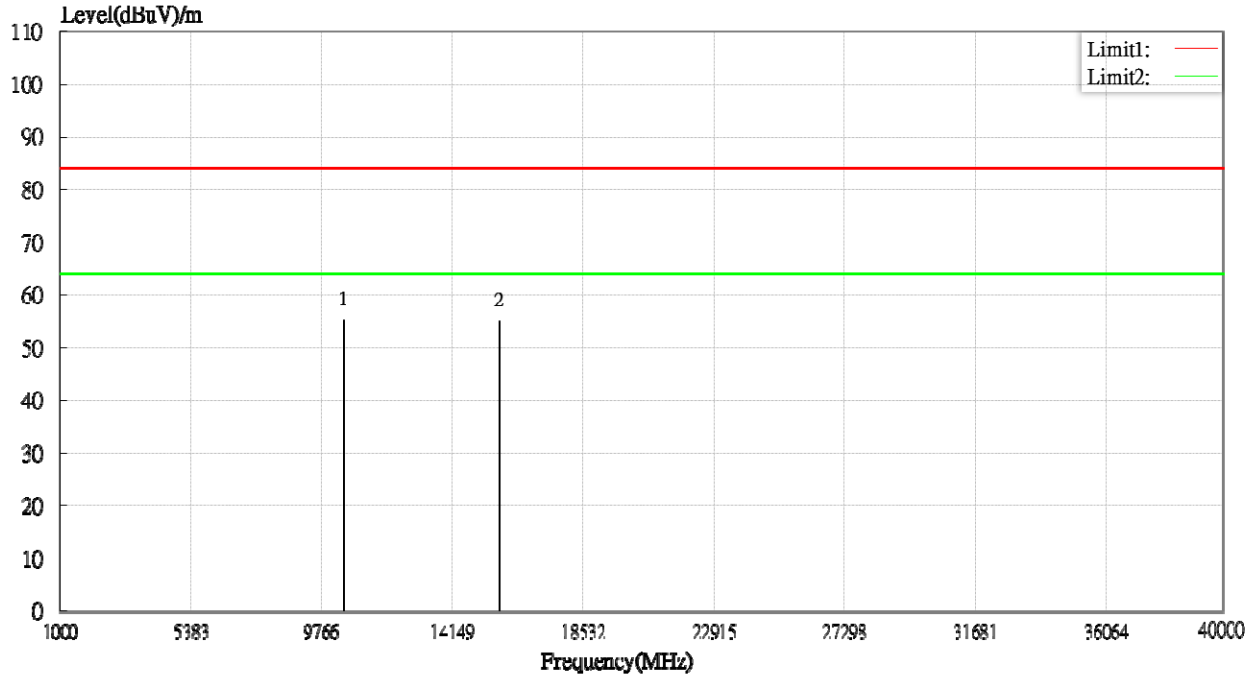

HT/VHT20 mode 5180 MHz Horizontal REG

PK

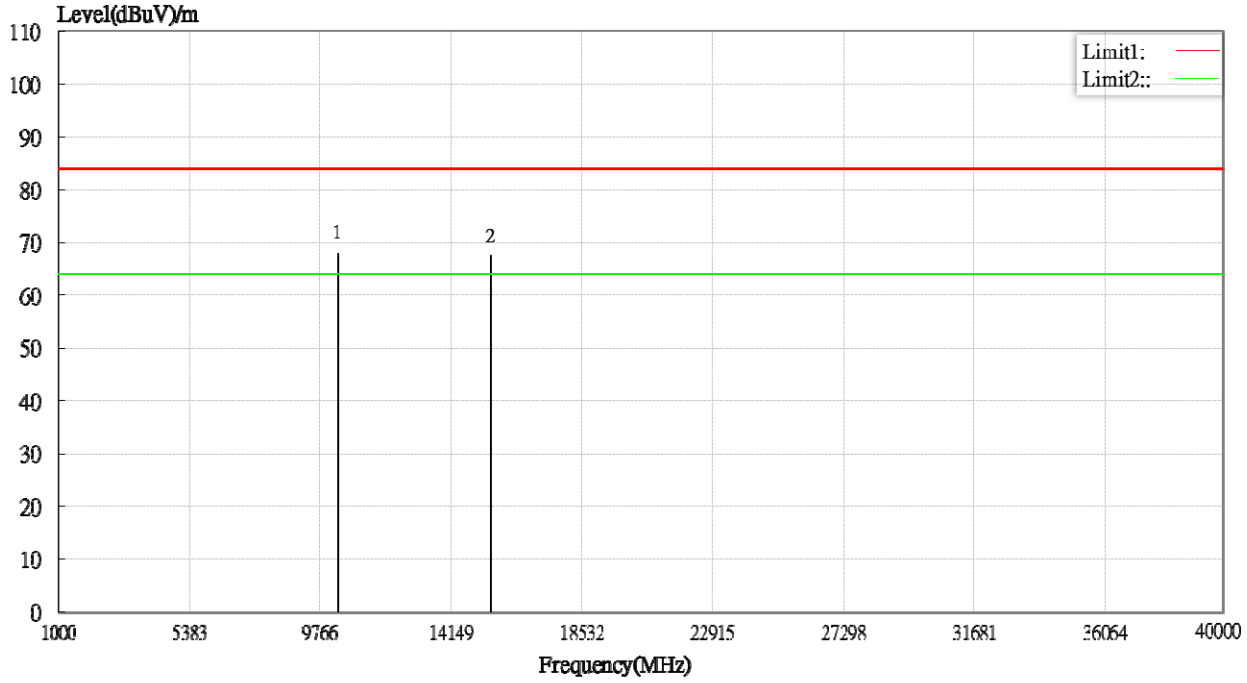


AVG

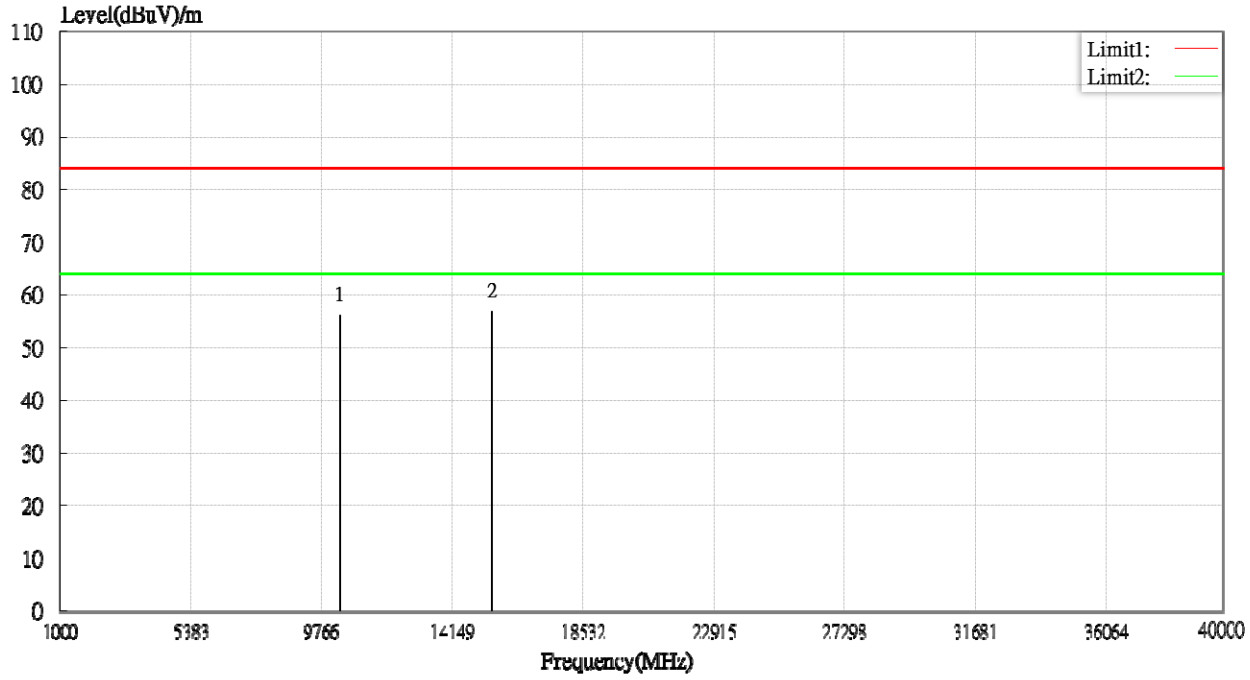

HT/VHT20 mode 5180 MHz Vertical REG

PK

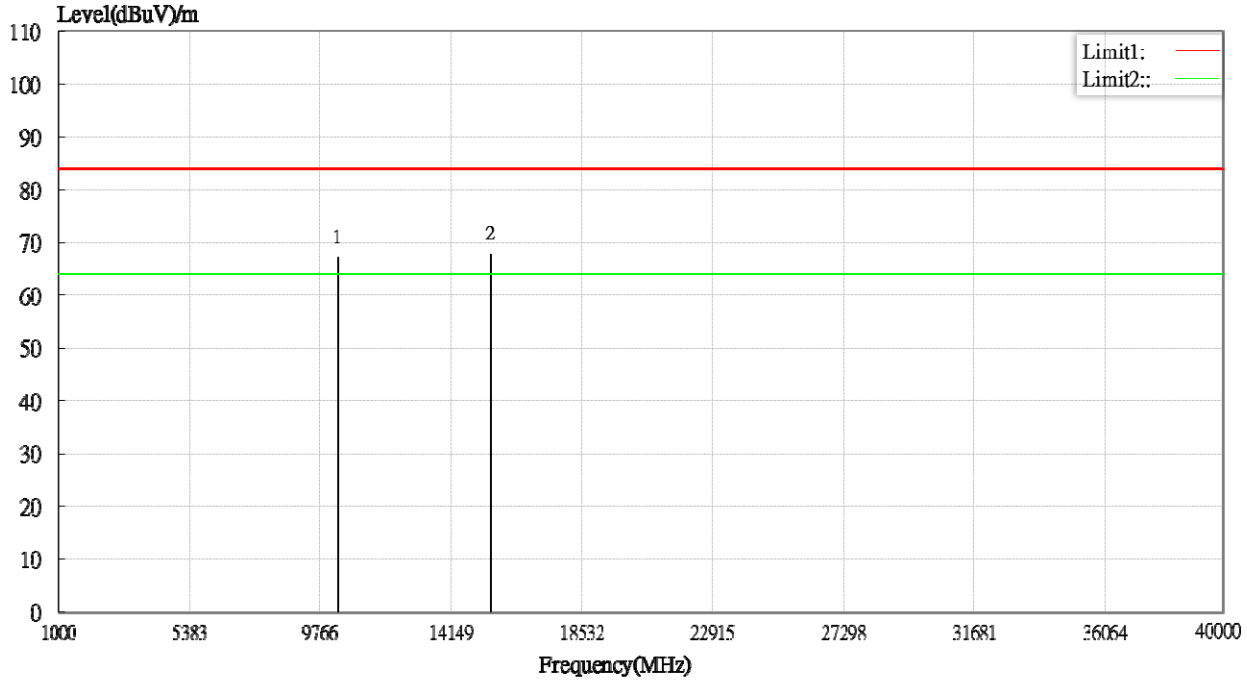


AVG

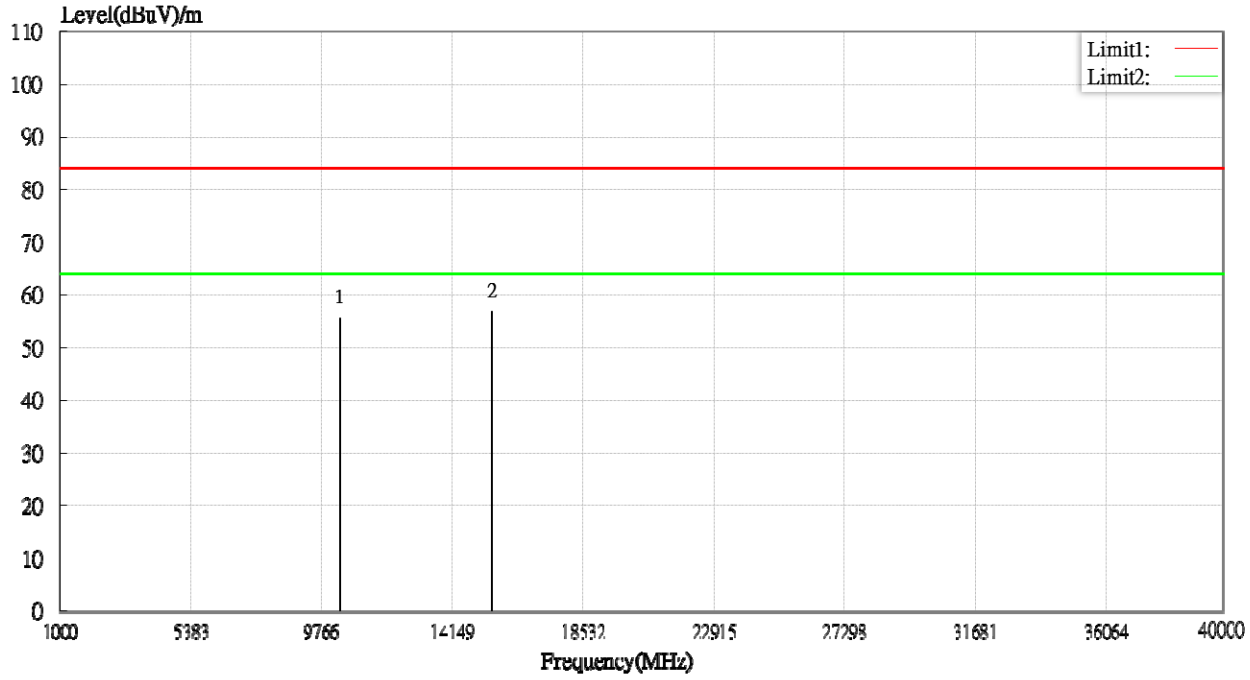

HT/VHT20 mode 5220 MHz Horizontal REG

PK

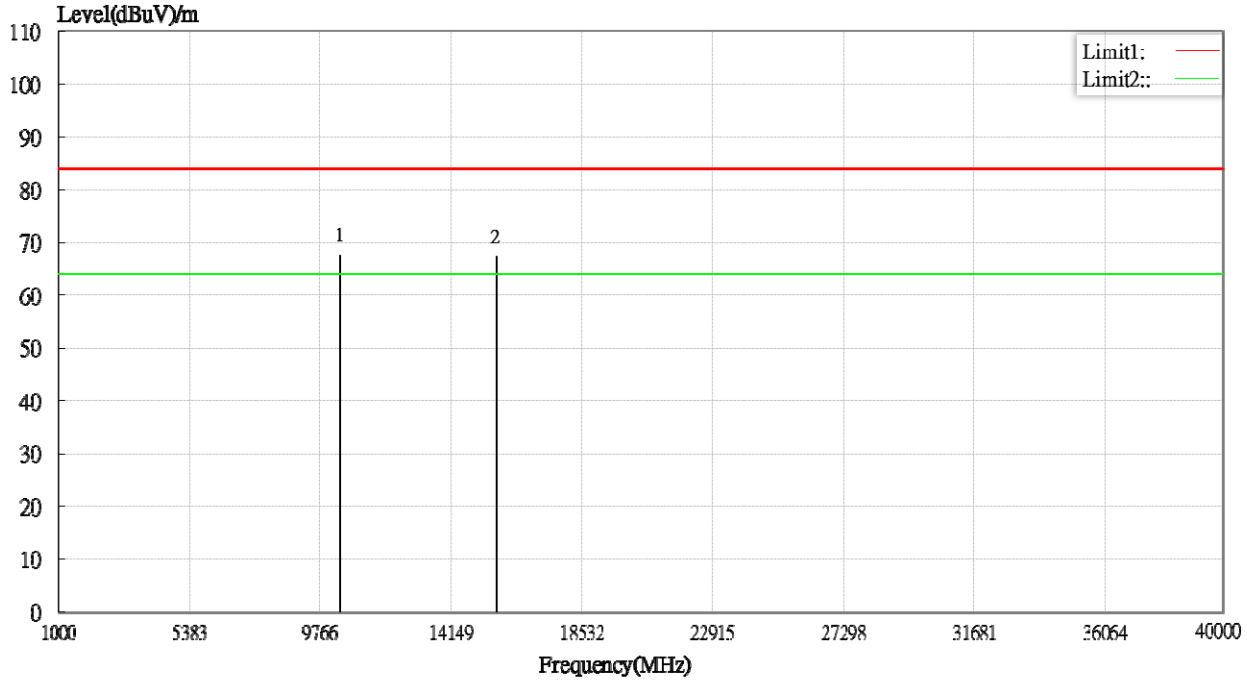


AVG

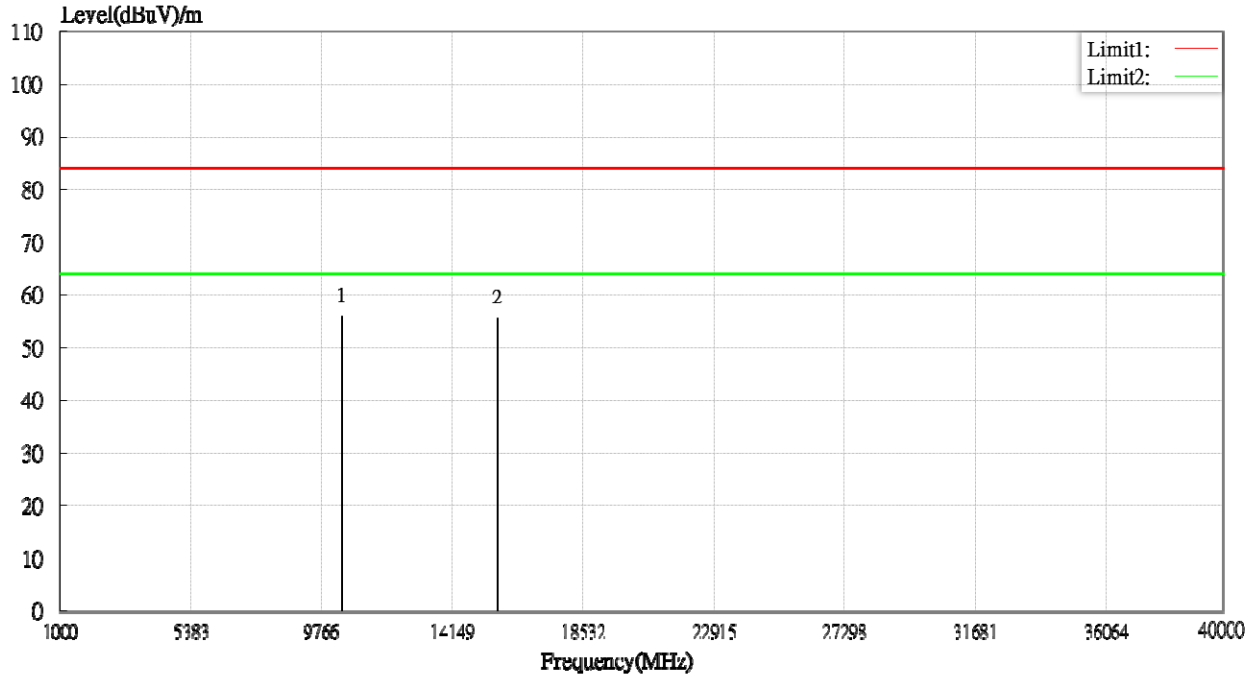

HT/VHT20 mode 5220 MHz Vertical REG

PK

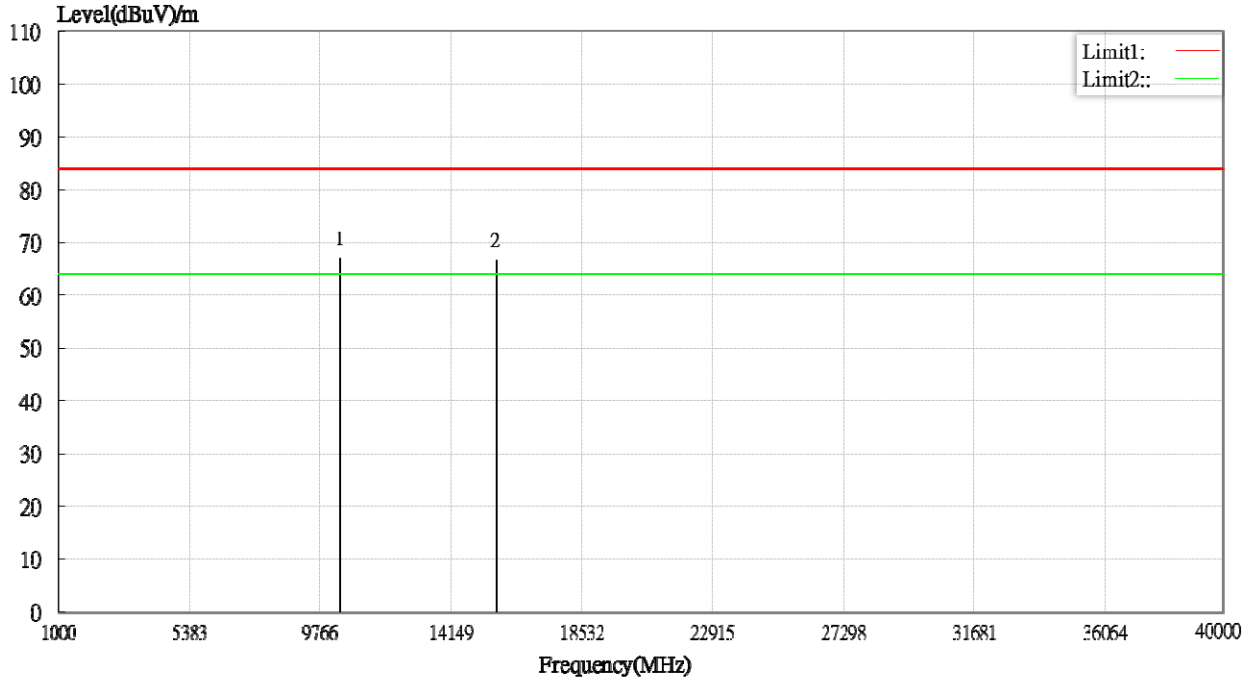


AVG

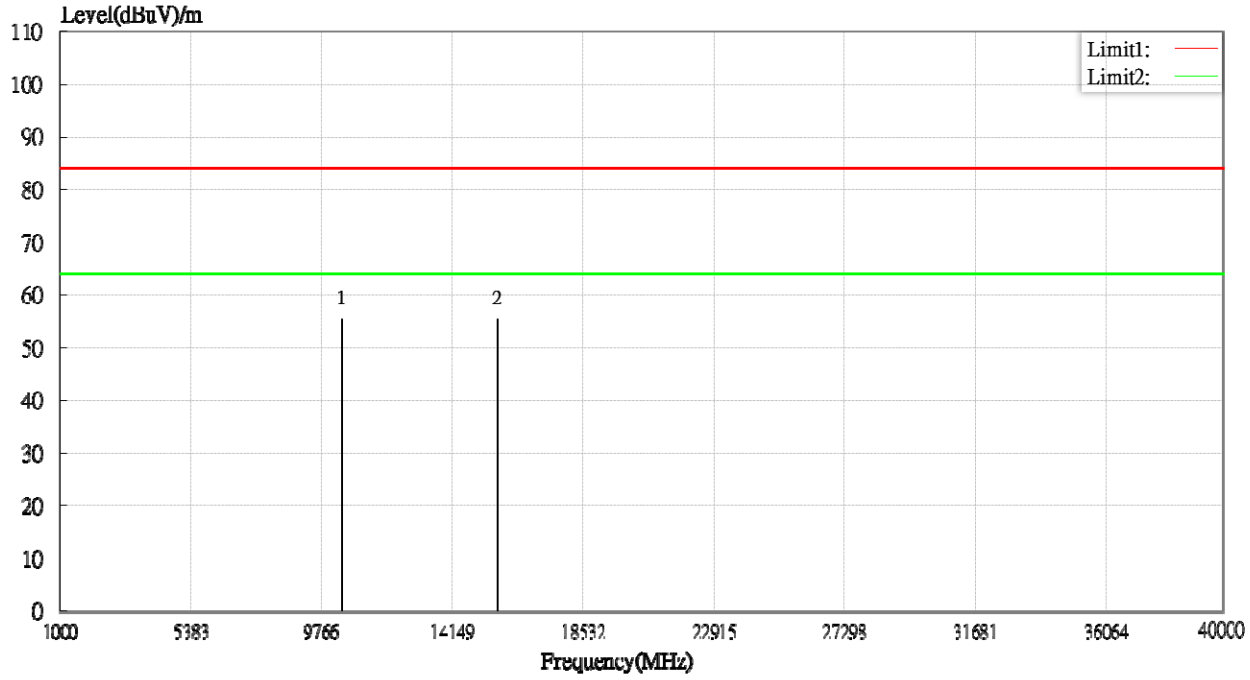

HT/VHT20 mode 5240 MHz Horizontal REG

PK

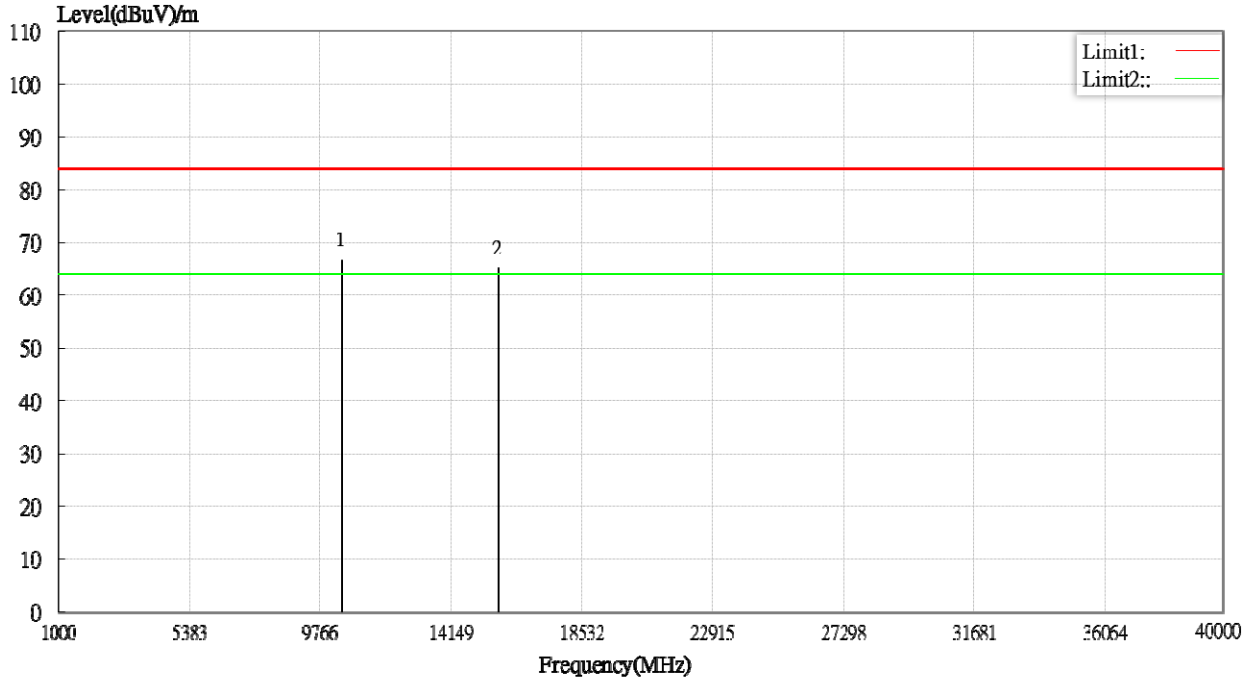


AVG

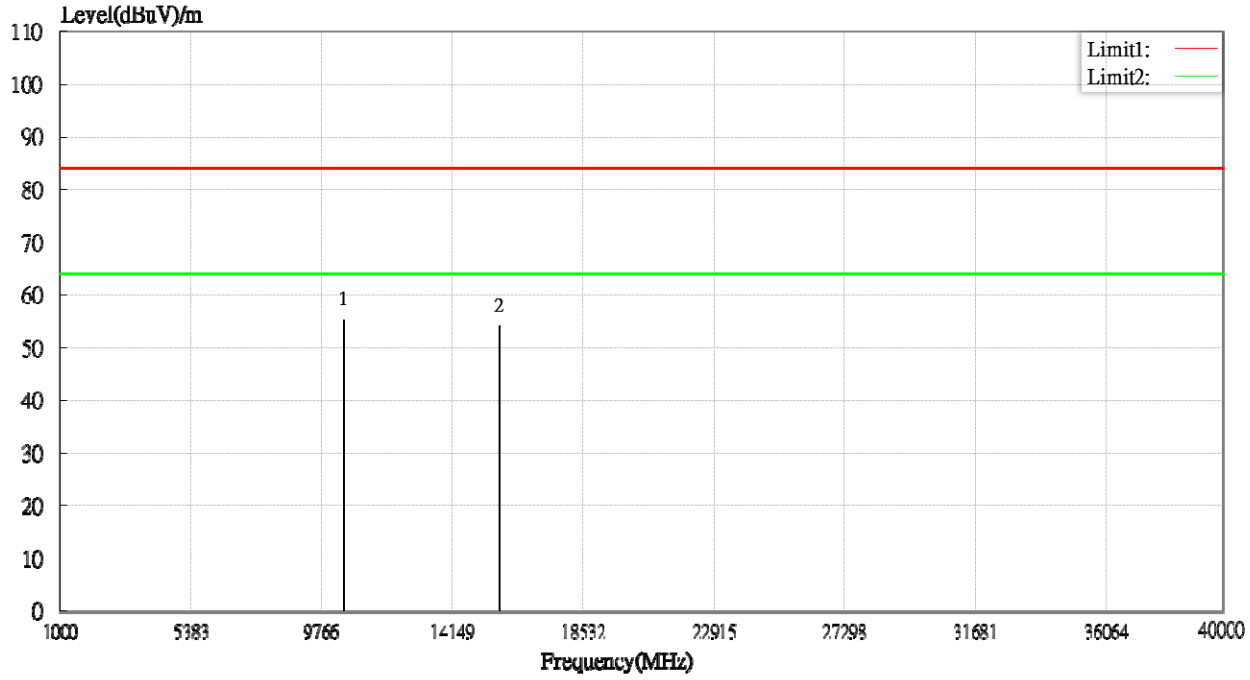

HT/VHT20 mode 5240 MHz Vertical REG

PK

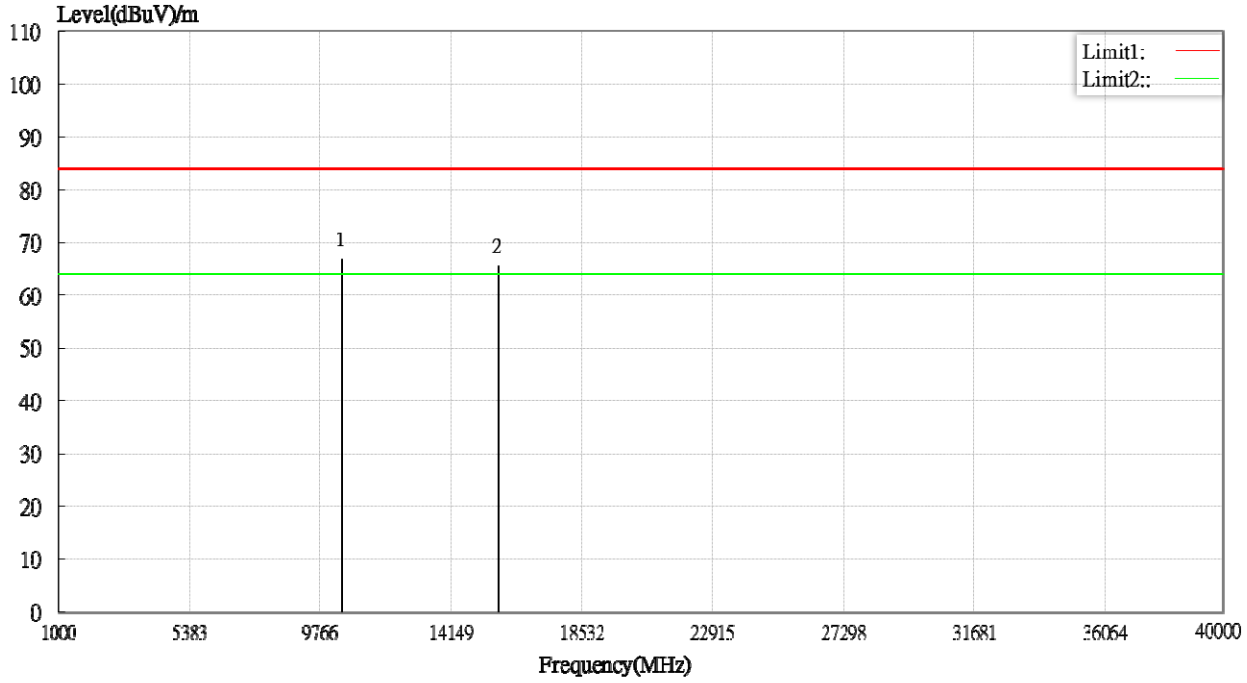


AVG

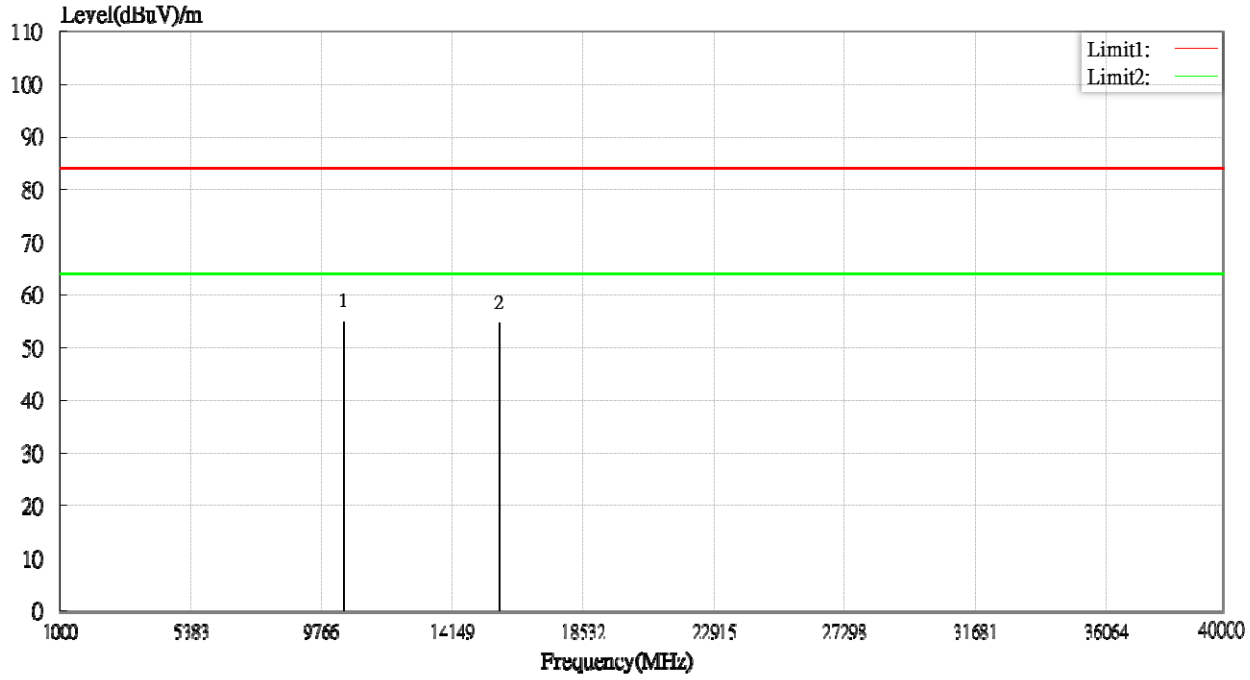

HE20 mode 5180 MHz Horizontal REG

PK

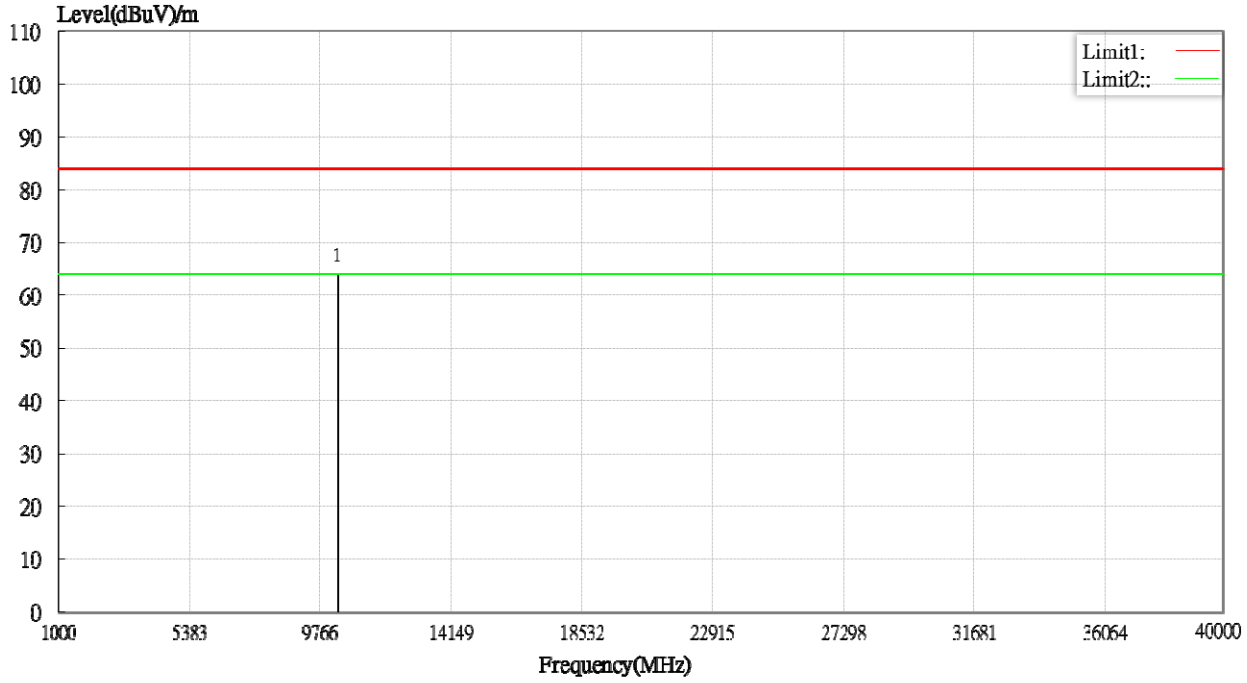


AVG

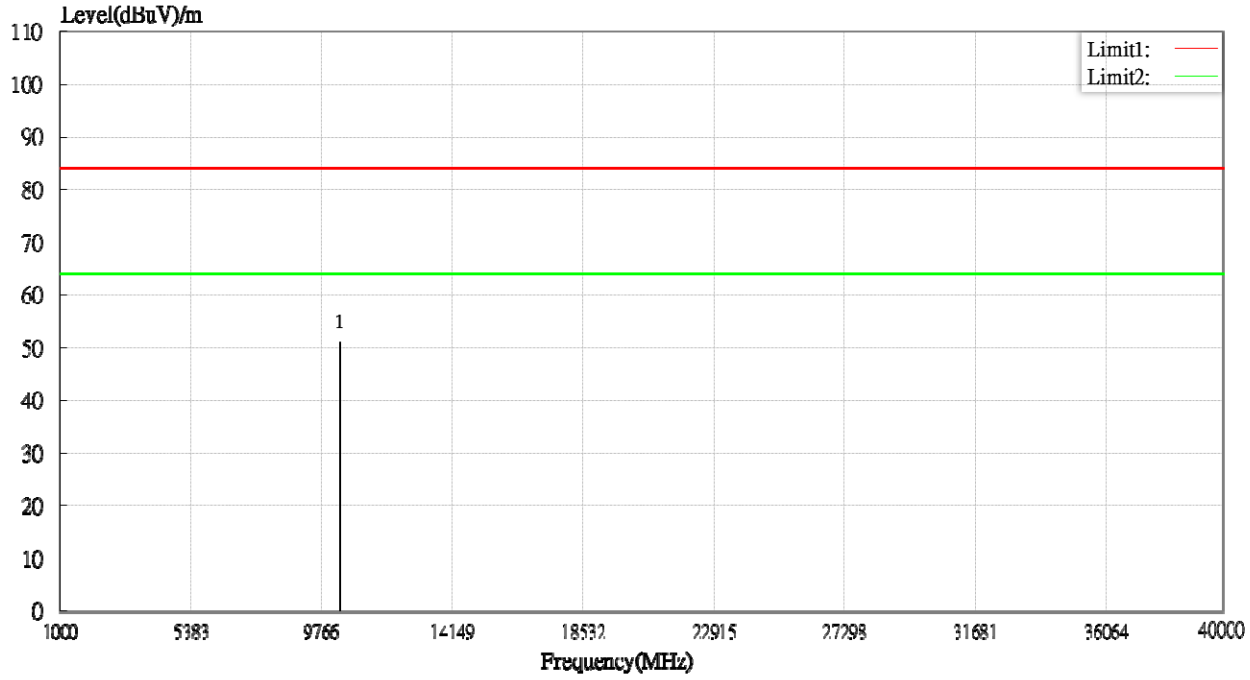

HE20 mode 5180 MHz Vertical REG

PK

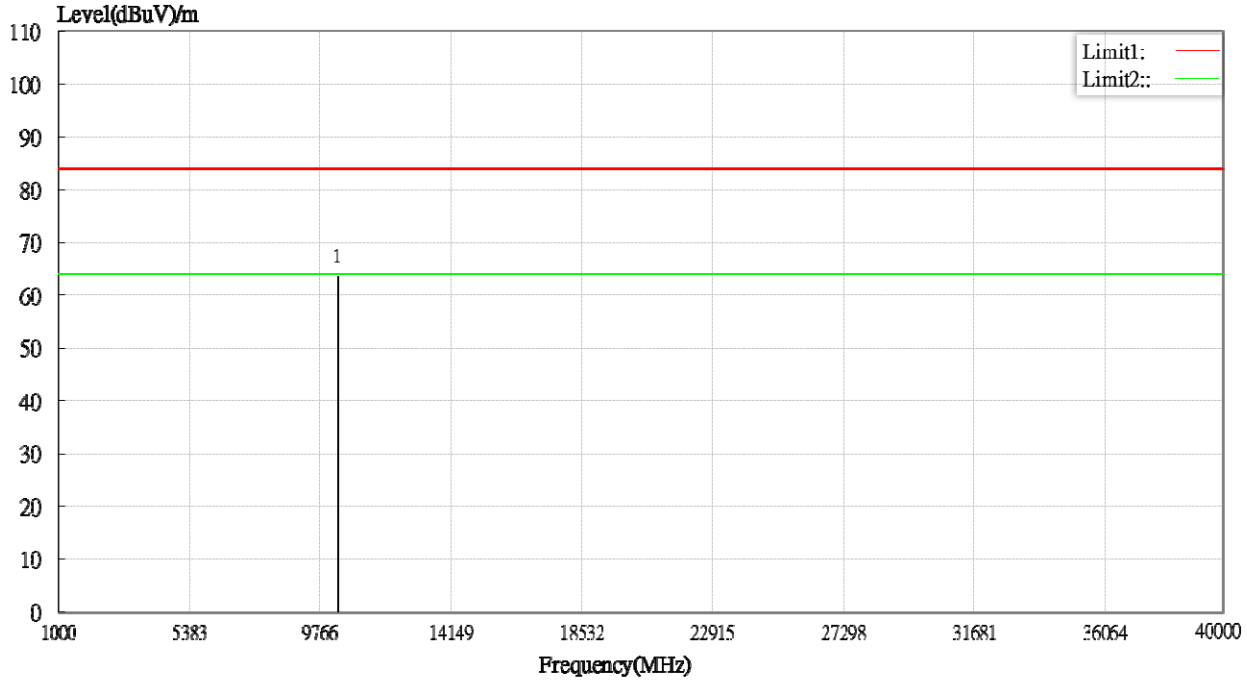


AVG

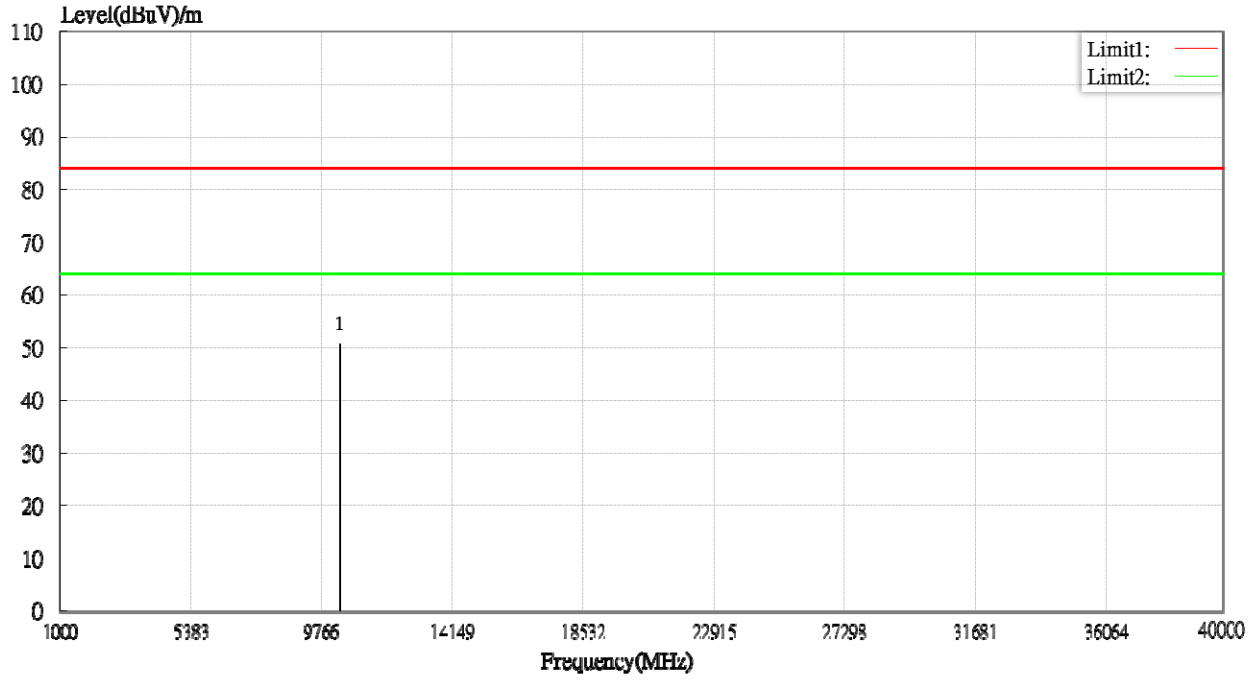

HE20 mode 5220 MHz Horizontal REG

PK

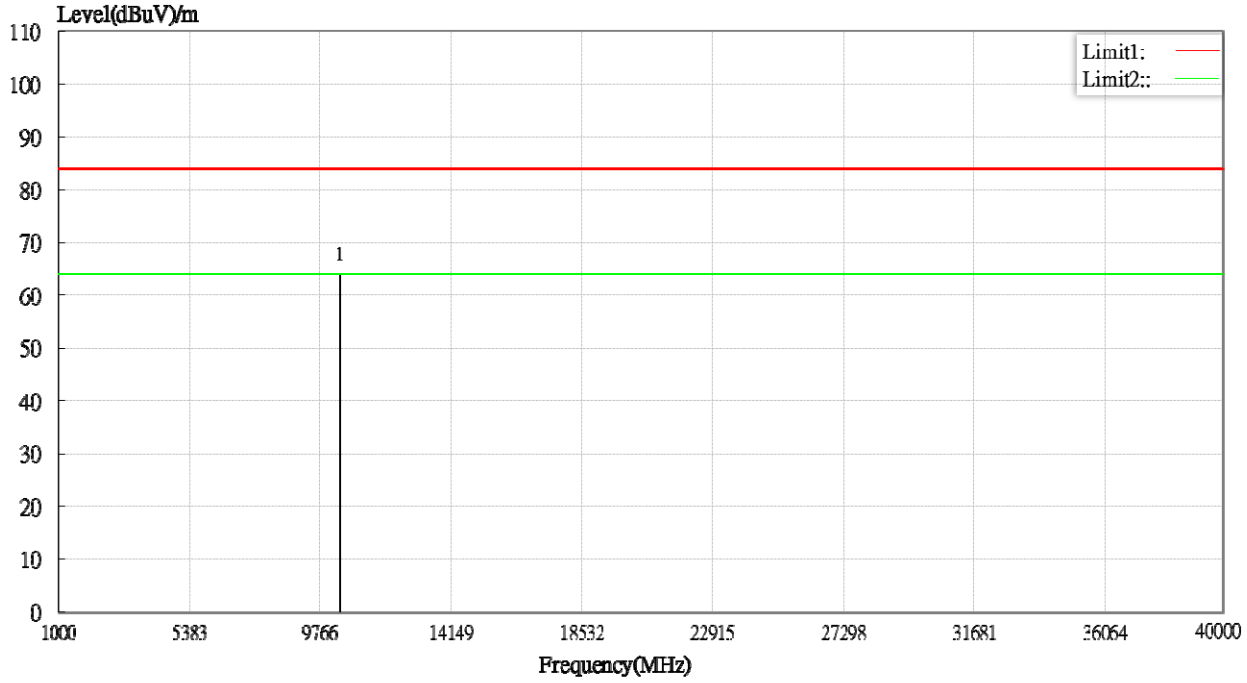


AVG

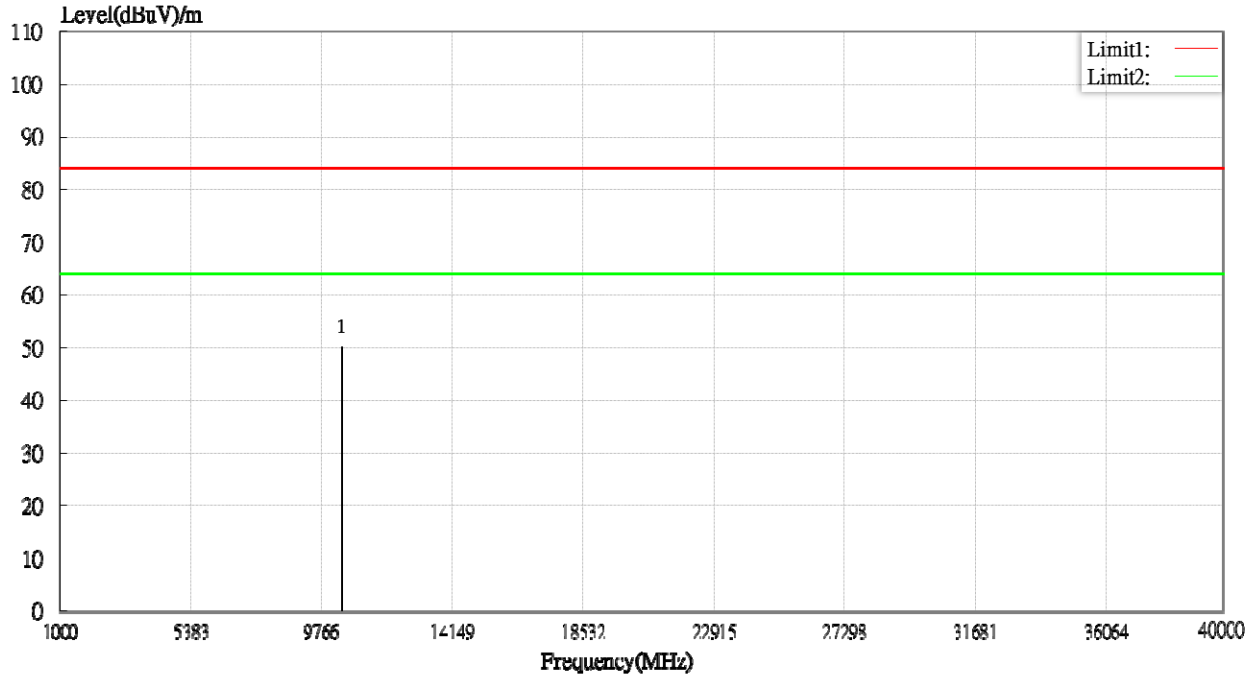

HE20 mode 5220 MHz Vertical REG

PK

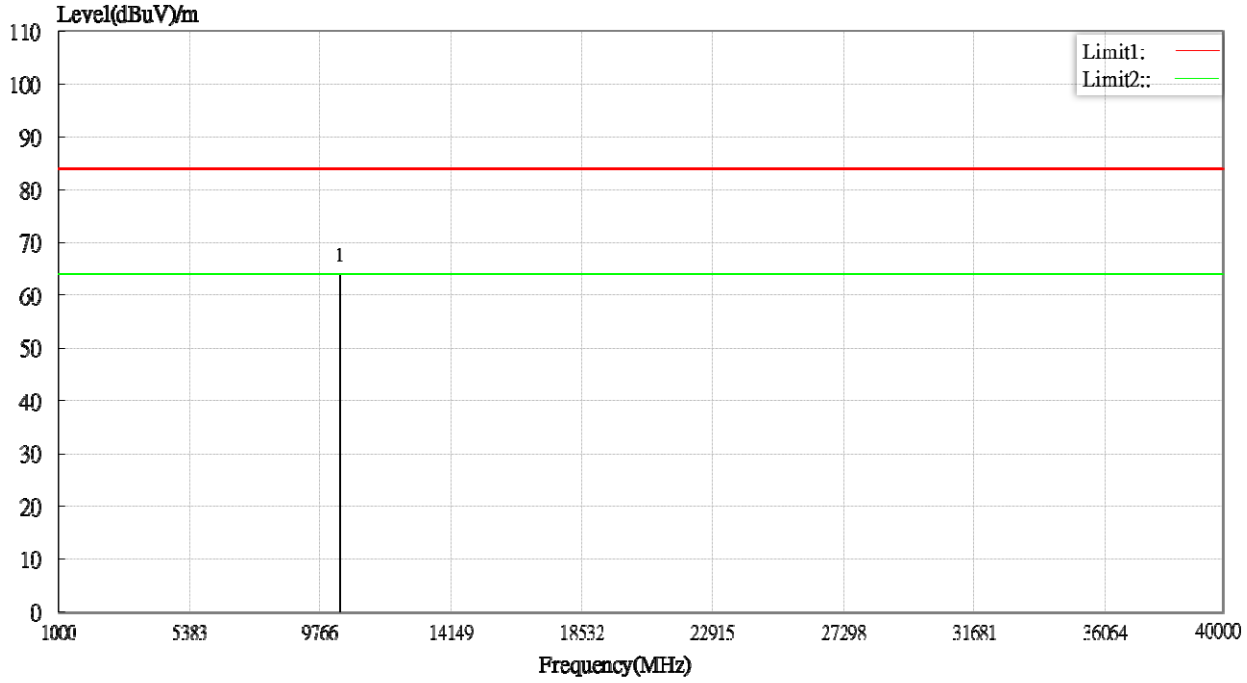


AVG

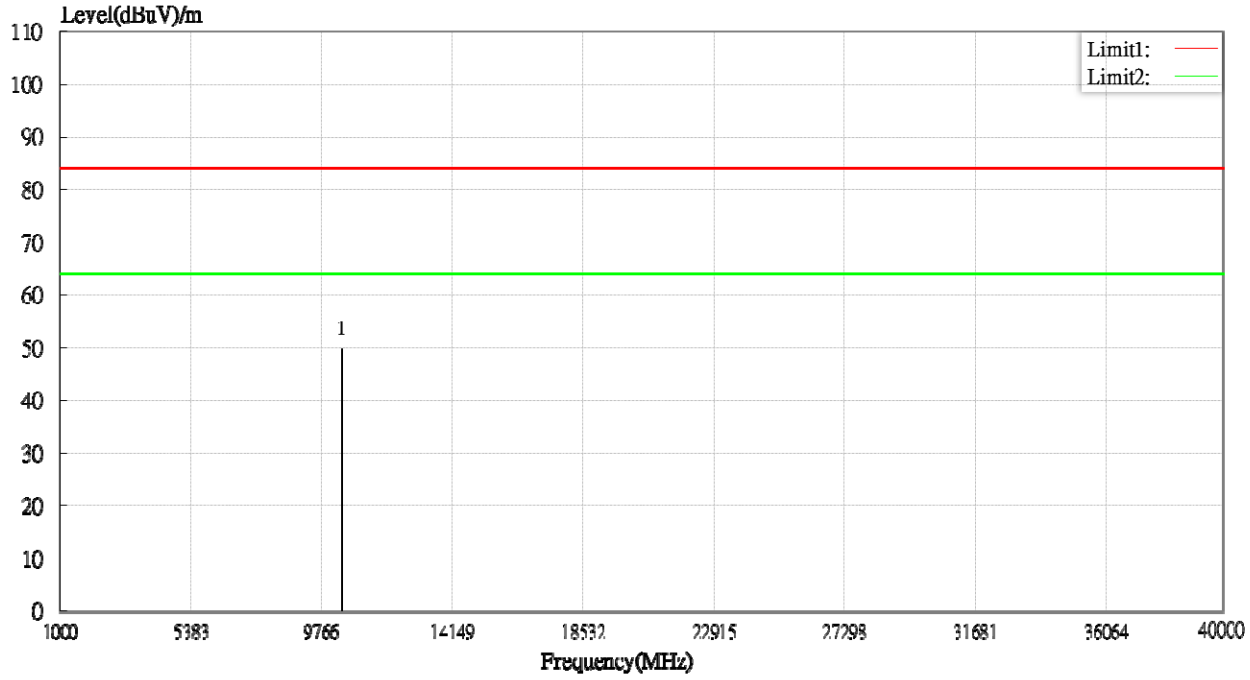

HE20 mode 5240 MHz Horizontal REG

PK

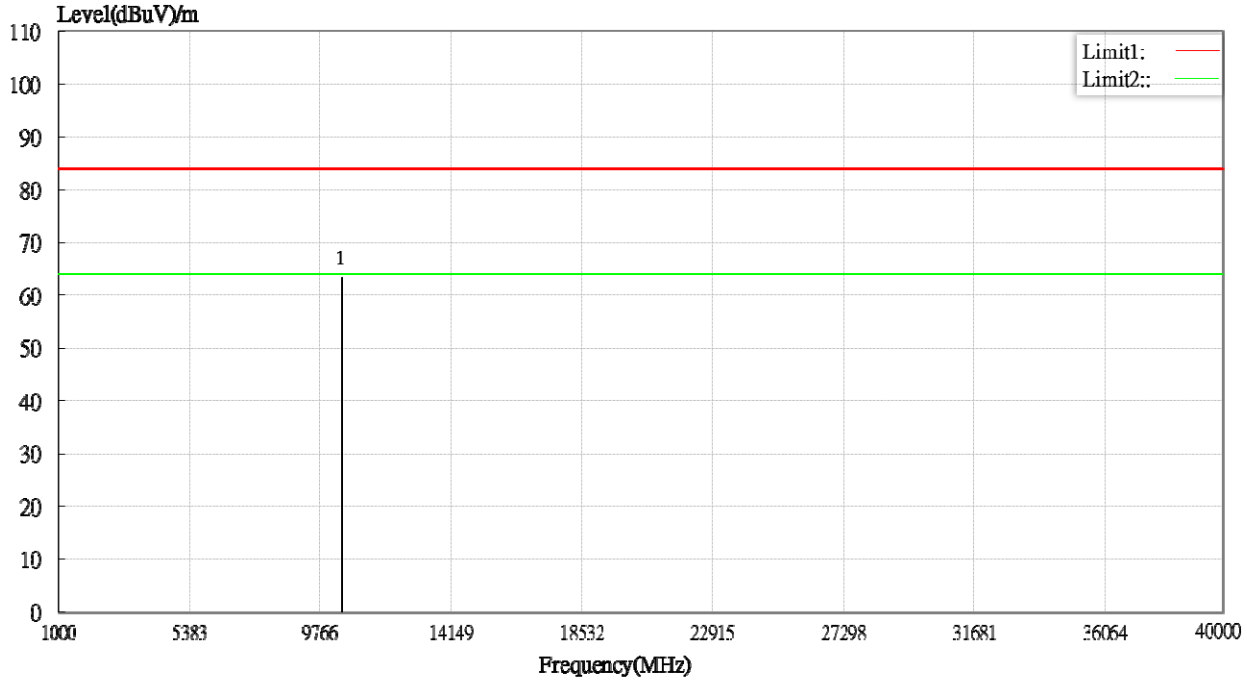


AVG

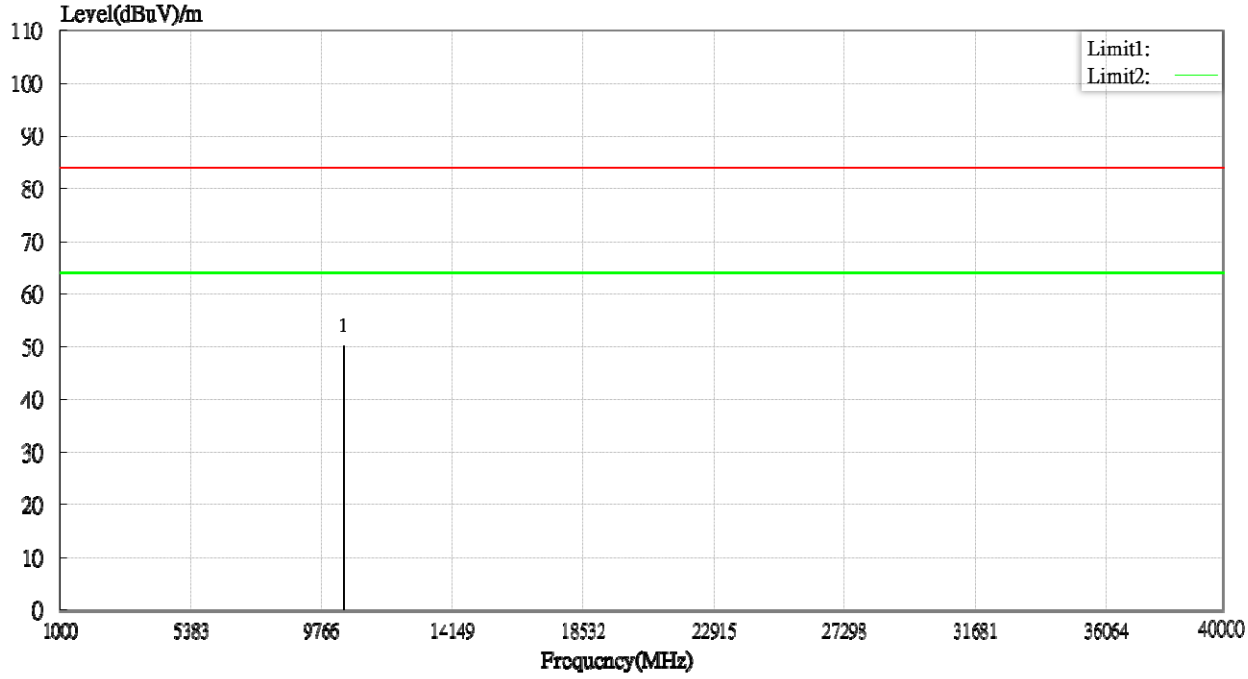

HE20 mode 5240 MHz Vertical REG

PK

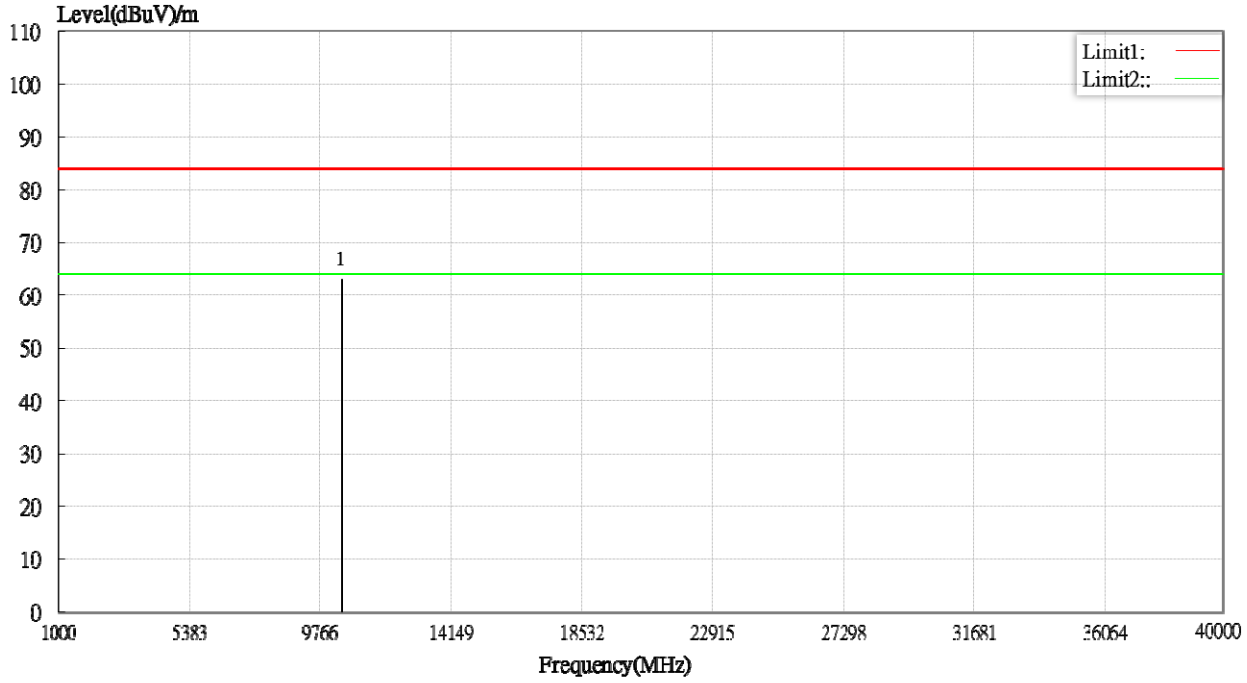


AVG

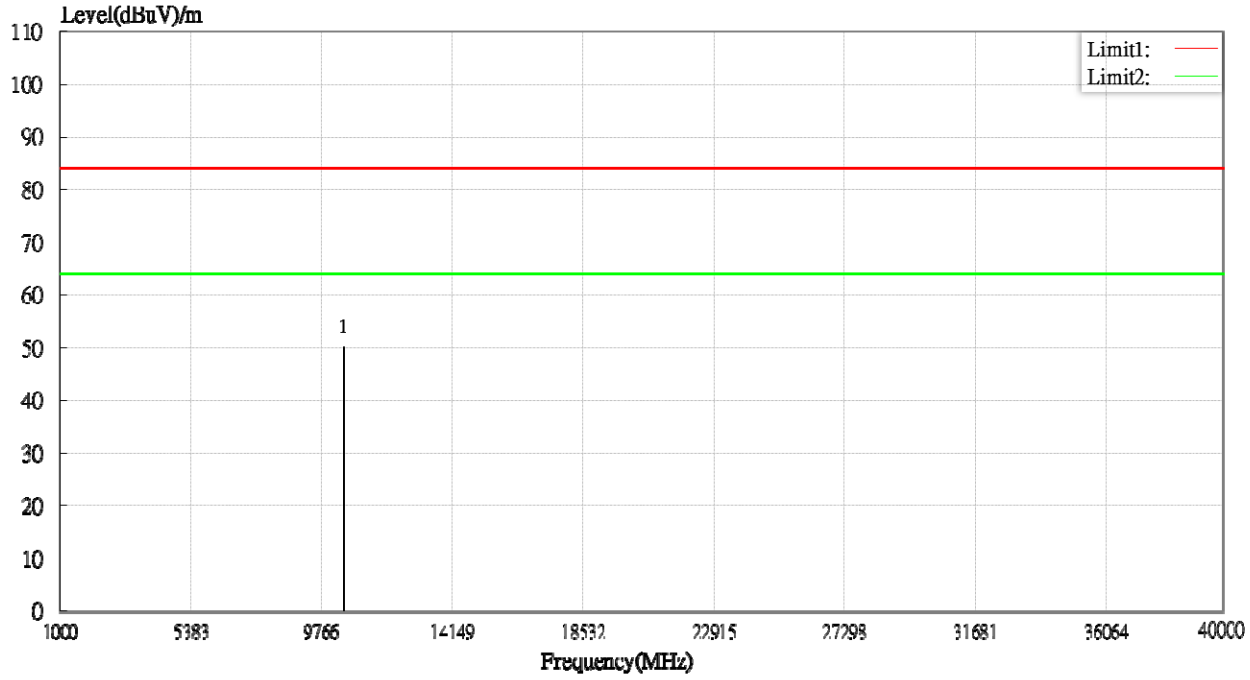

Non HT40 mode 5190 MHz Horizontal REG

PK

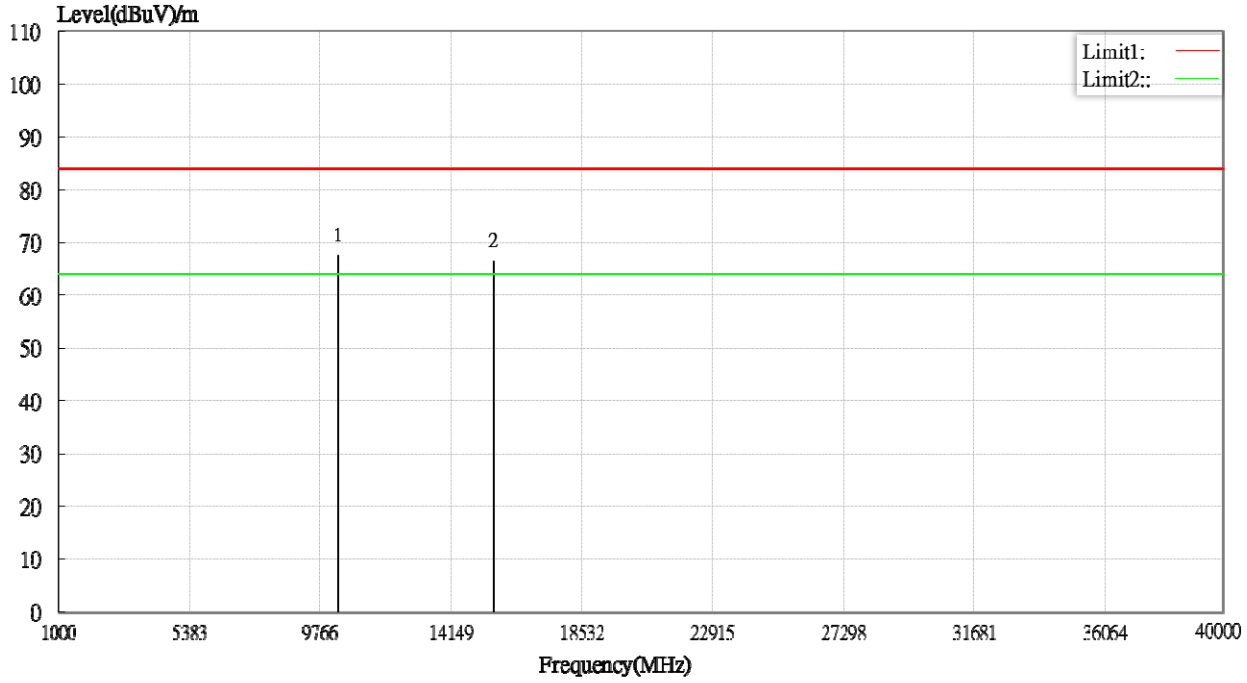


AVG

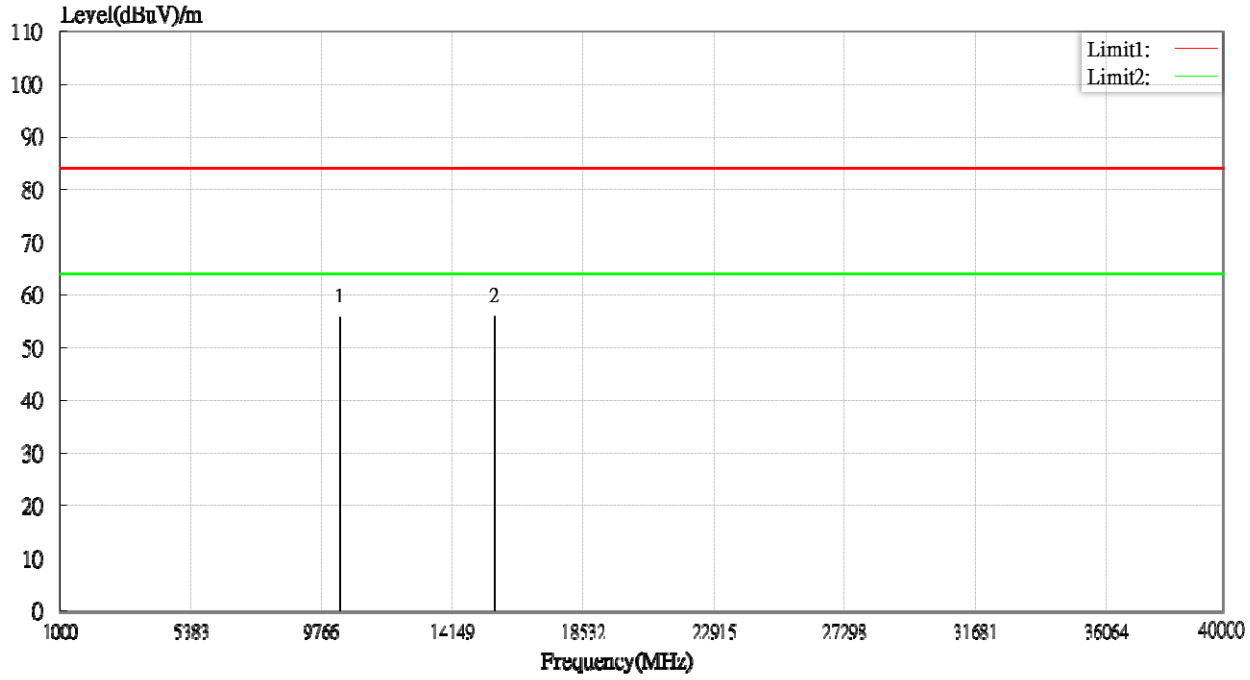

Non HT40 mode 5190 MHz Vertical REG

PK

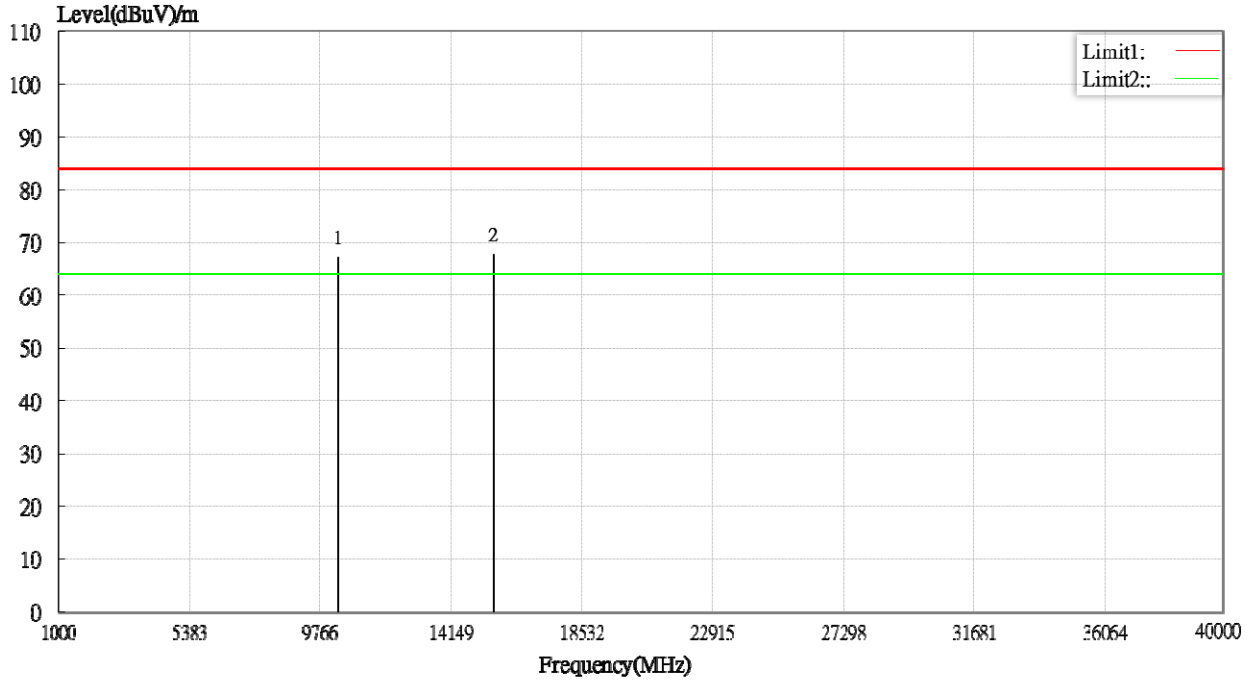


AVG

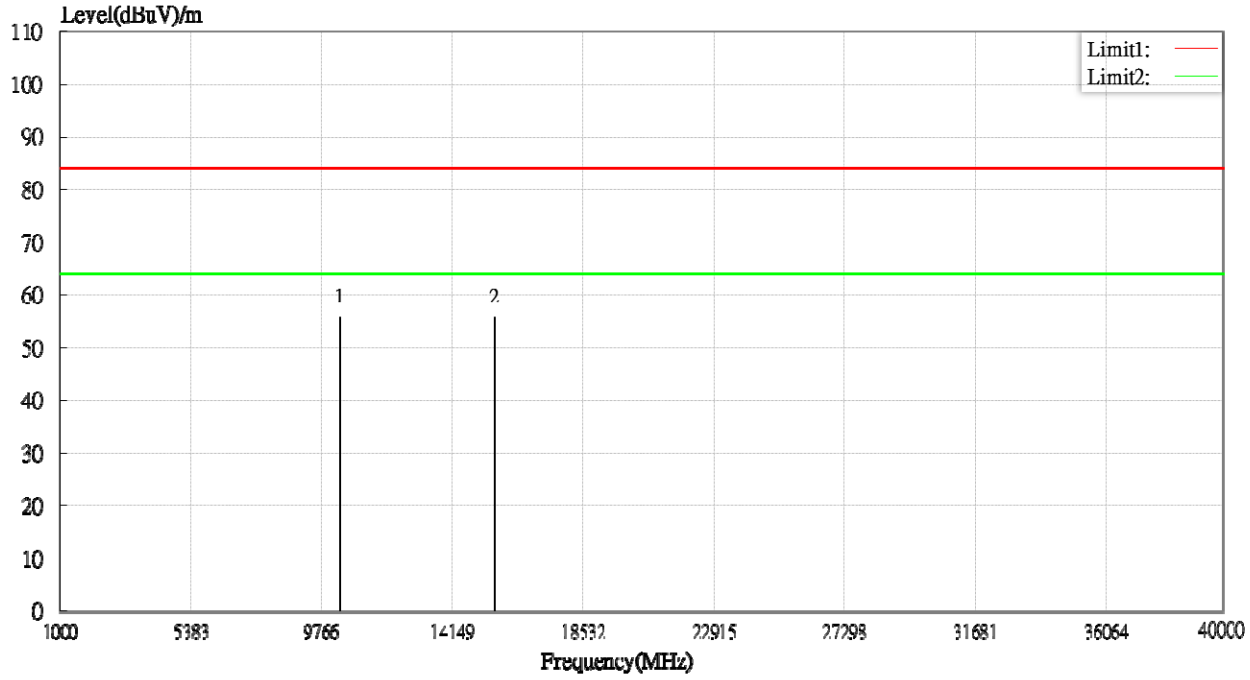

Non HT40 mode 5230 MHz Horizontal REG

PK

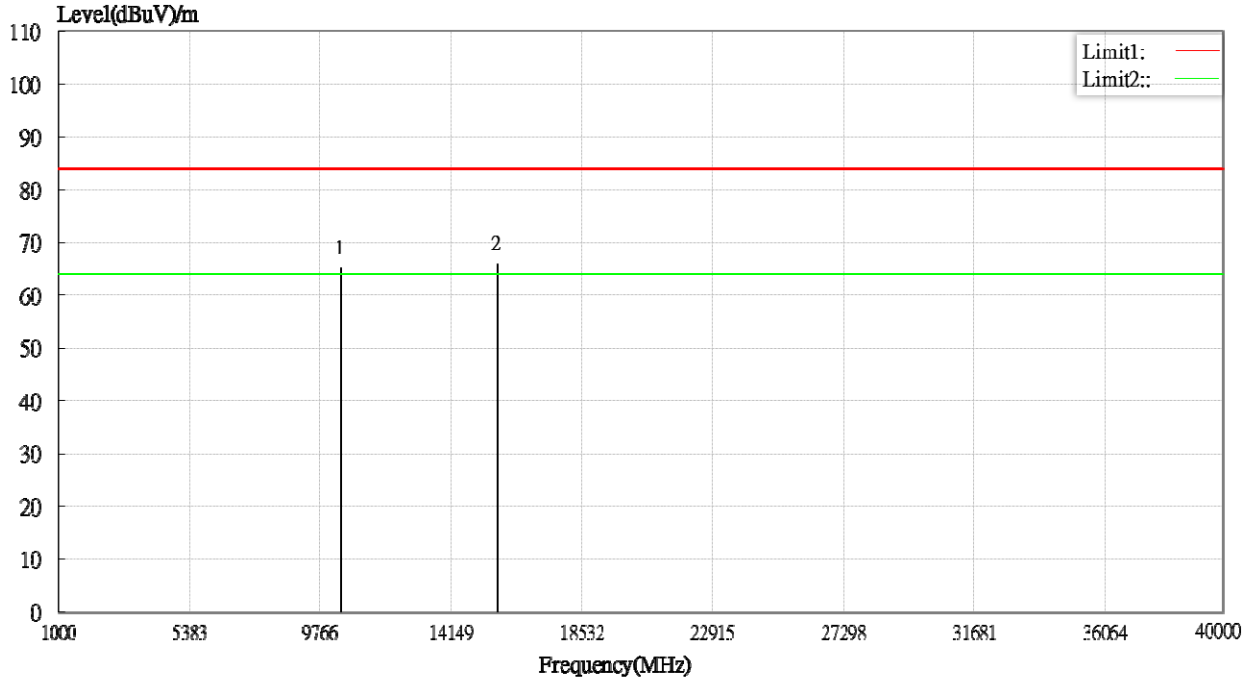


AVG

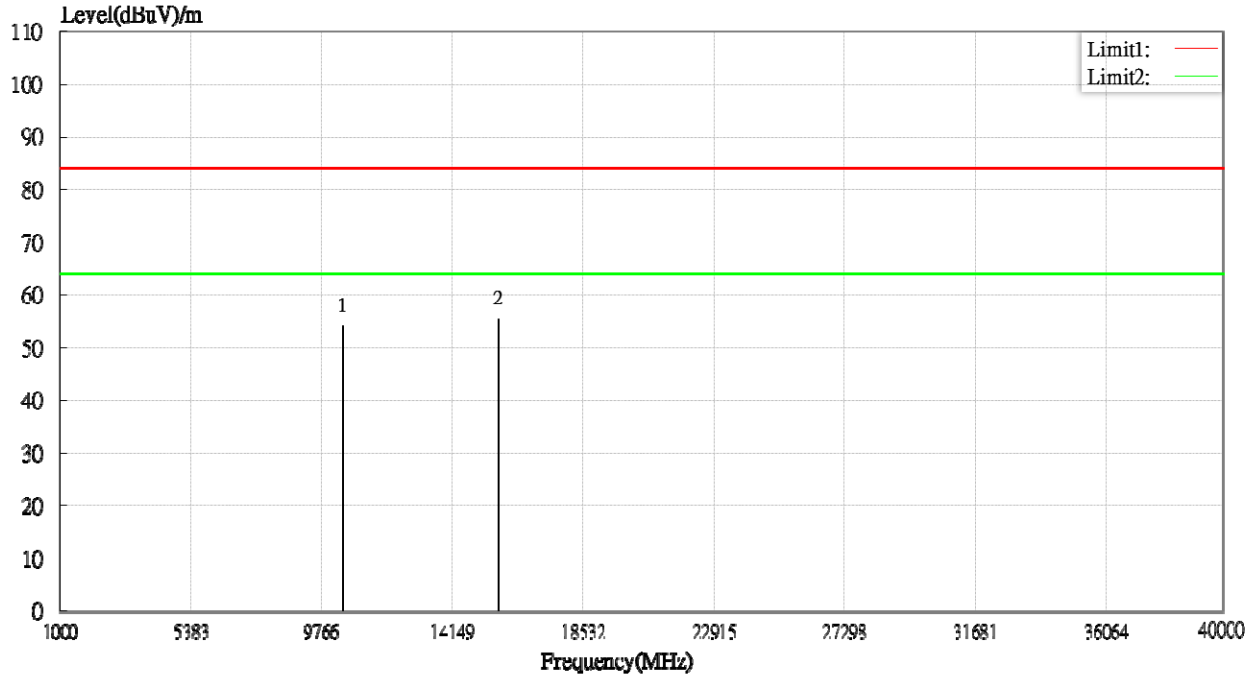

Non HT40 mode 5230 MHz Vertical REG

PK

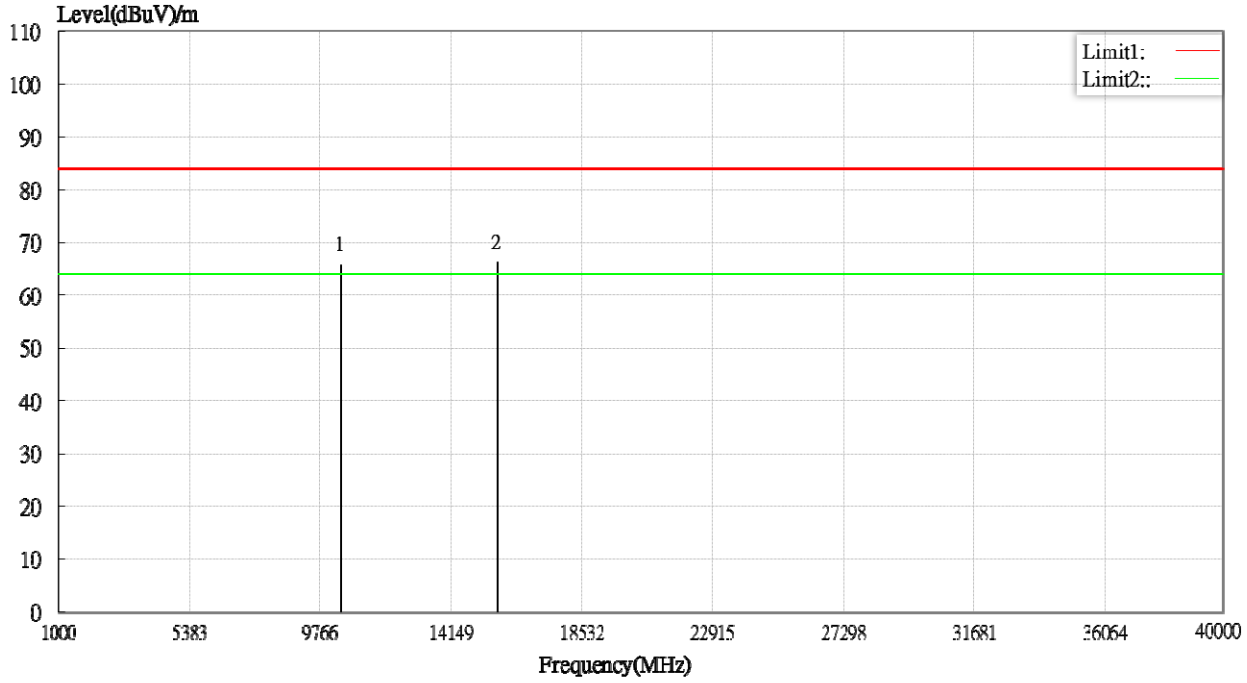


AVG

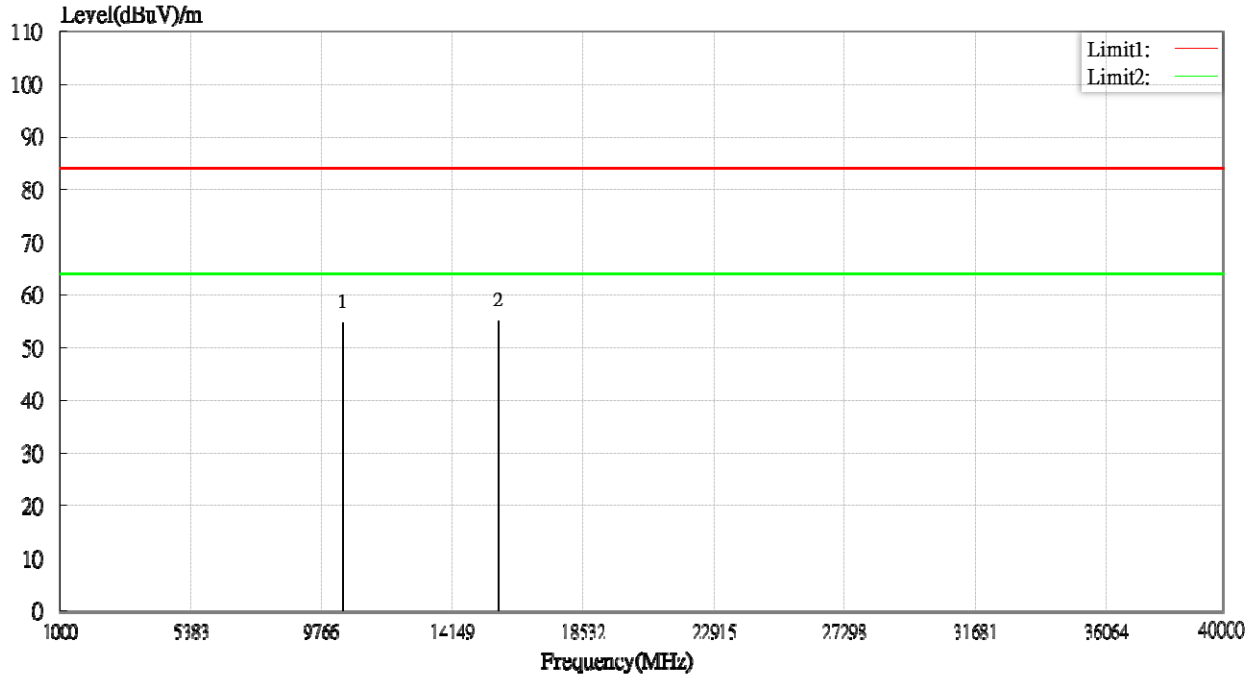

HT/VHT40 mode 5190 MHz Horizontal REG

PK

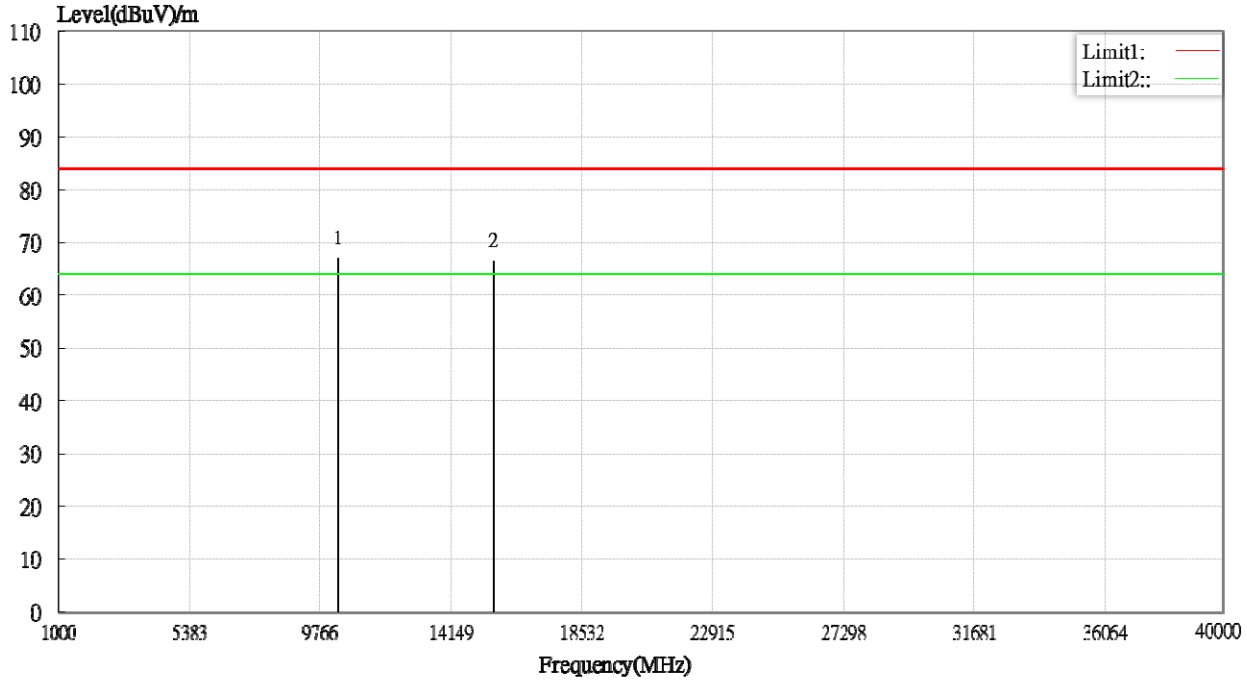


AVG

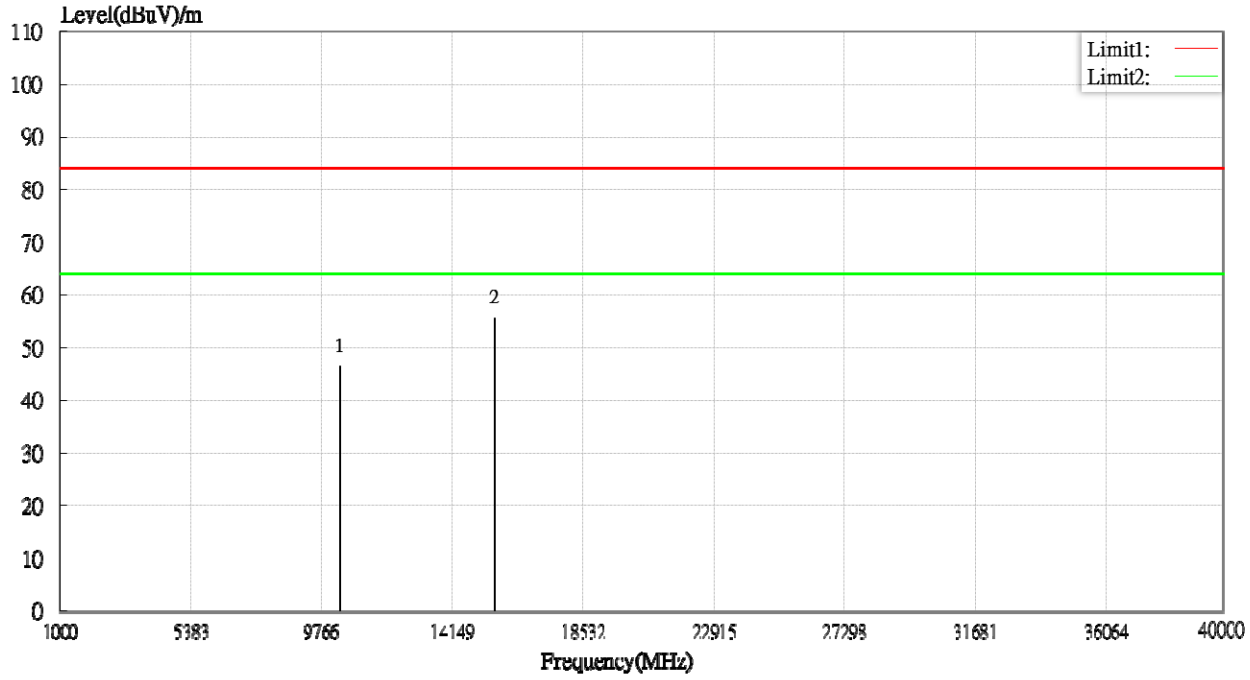

HT/VHT40 mode 5190 MHz Vertical REG

PK

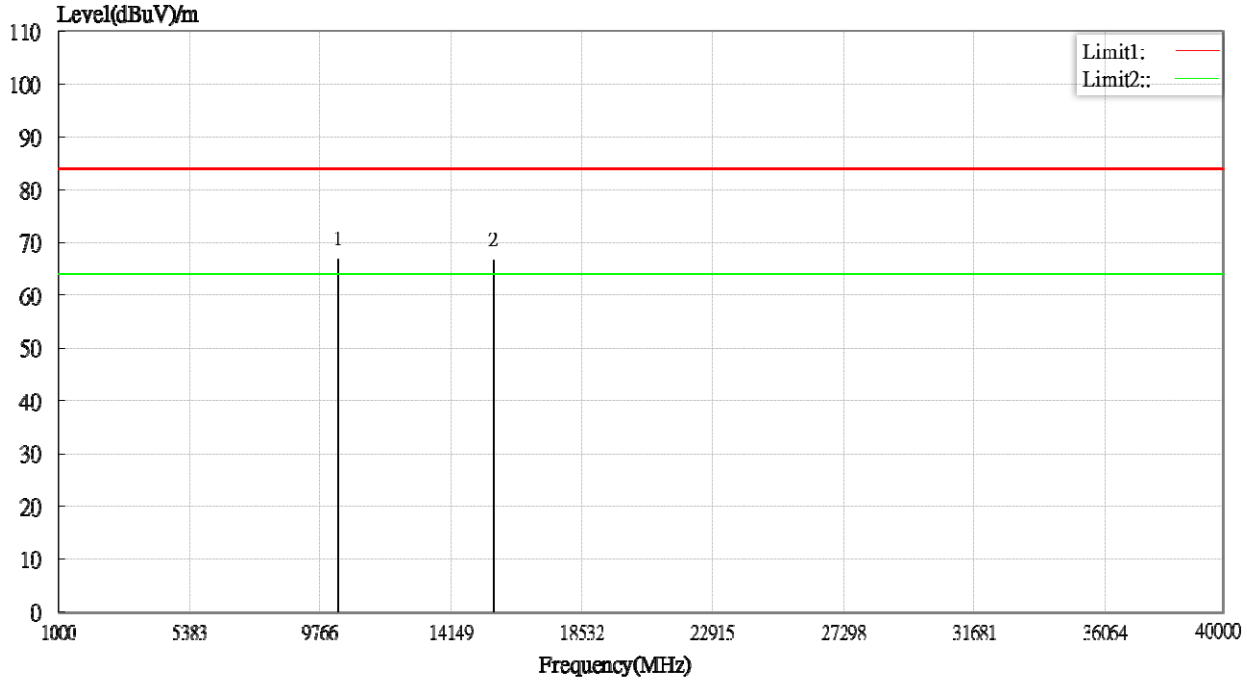


AVG

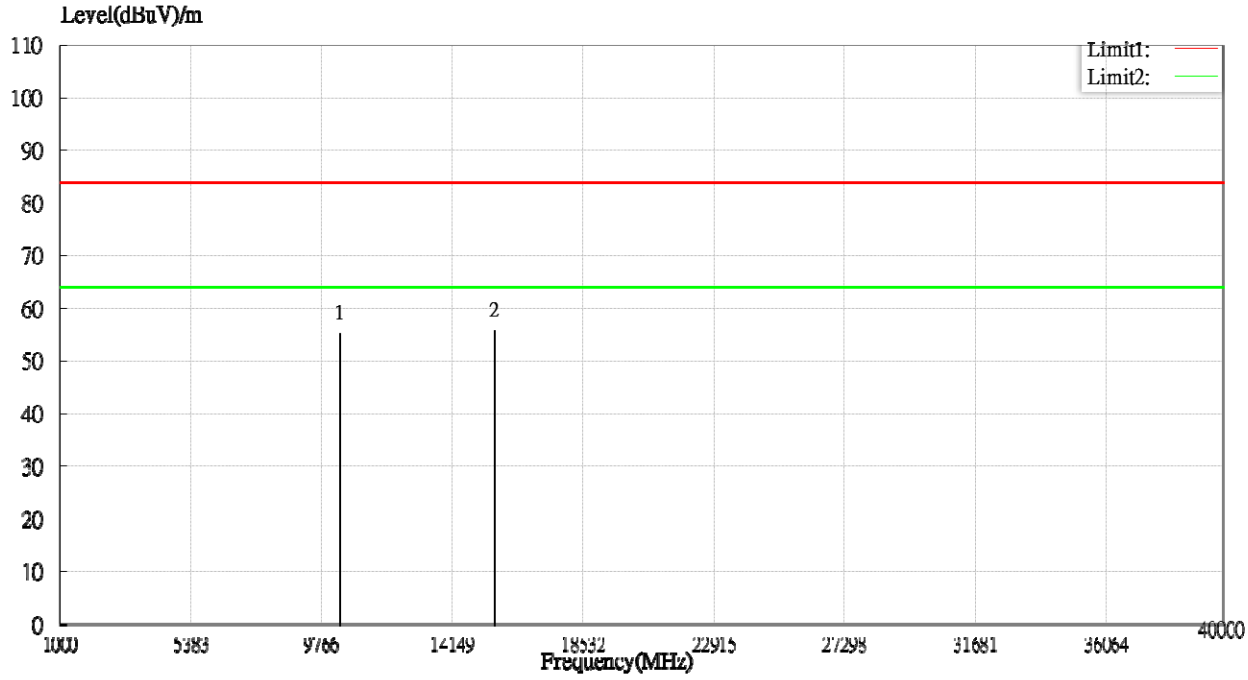

HT/VHT40 mode 5230 MHz Horizontal REG

PK

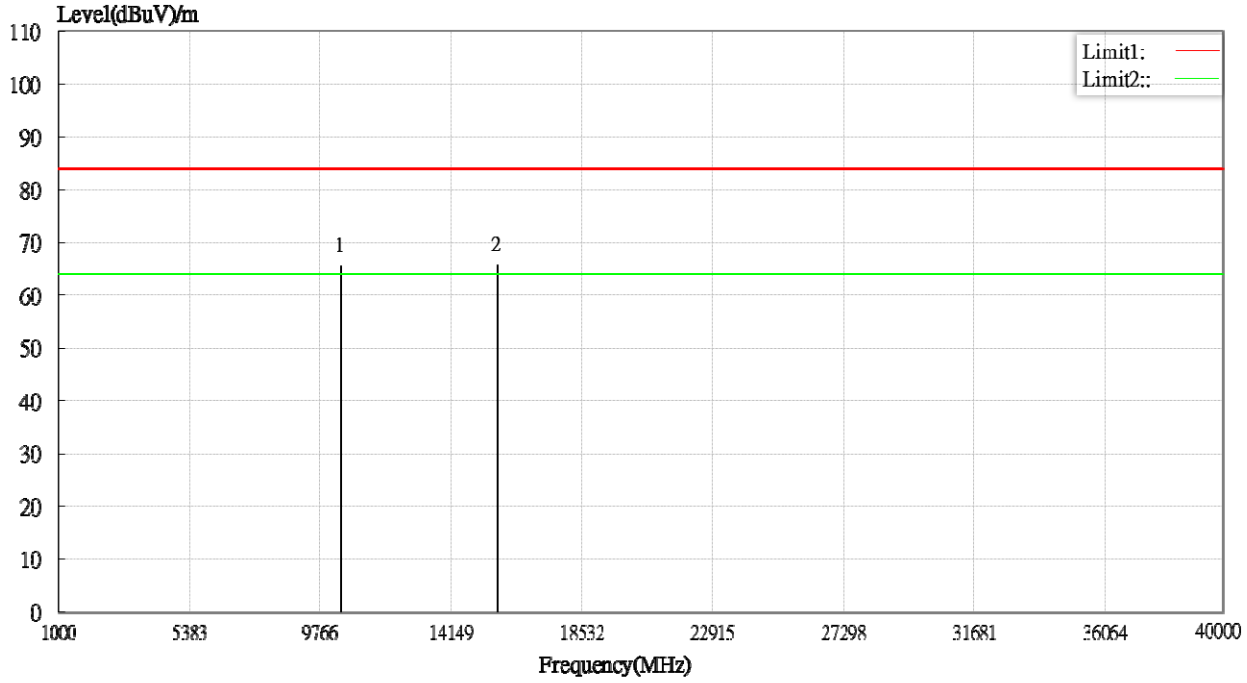

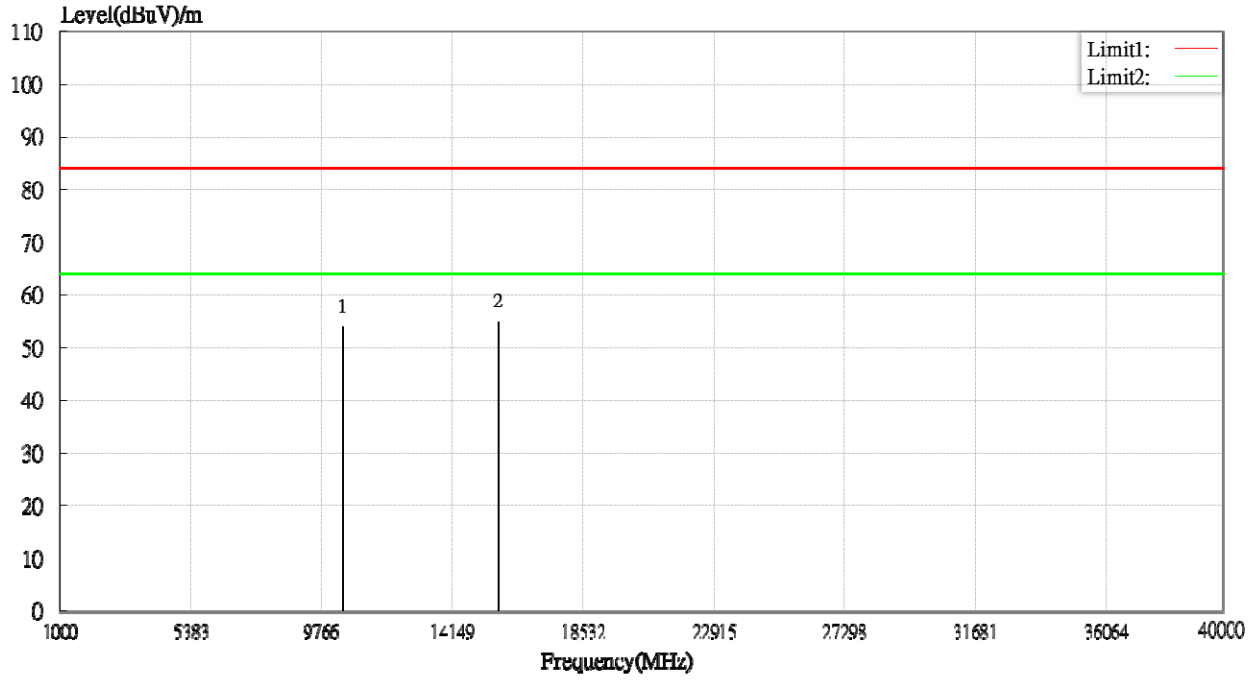
AVG