Mode	Result	Type	Freq (Hz)	Level (dBuV/m)	Limit (dBuV/m)	Margin (dB)	Dist (m)	Condition	Azimuth (°)	Height (m)	Comments
5240MHz	Pass	PK	15.71112G	66.35	74.00	-7.65	3	Vertical	348	1.00	-
5240MHz	Pass	AV	15.72174G	50.05	54.00	-3.95	3	Horizontal	314	1.49	-
5240MHz	Pass	PK	3.49327G	43.06	68.20	-25.14	3	Horizontal	311	2.84	-
5240MHz	Pass	PK	10.47862G	58.59	68.20	-9.61	3	Horizontal	335	1.48	-
5240MHz	Pass	PK	15.73086G	63.09	74.00	-10.91	3	Horizontal	314	1.49	-
5260MHz	Pass	AV	5.1442G	44.26	54.00	-9.74	3	Vertical	301	2.71	-
5260MHz	Pass	AV	5.257G	98.40	Inf	-Inf	3	Vertical	301	2.71	-
5260MHz	Pass	AV	5.3554G	44.54	54.00	-9.46	3	Vertical	301	2.71	-
5260MHz	Pass	PK	5.1166G	55.45	74.00	-18.55	3	Vertical	301	2.71	-
5260MHz	Pass	PK	5.2558G	109.99	Inf	-Inf	3	Vertical	301	2.71	-
5260MHz	Pass	PK	5.3524G	55.74	74.00	-18.26	3	Vertical	301	2.71	-
5260MHz	Pass	AV	5.15G	49.75	54.00	-4.25	3	Horizontal	2	1.00	-
5260MHz	Pass	AV	5.2612G	110.31	Inf	-Inf	3	Horizontal	2	1.00	-
5260MHz	Pass	AV	5.356G	51.71	54.00	-2.29	3	Horizontal	2	1.00	-
5260MHz	Pass	PK	5.1436G	60.00	74.00	-14.00	3	Horizontal	2	1.00	-
5260MHz	Pass	PK	5.2582G	121.73	Inf	-Inf	3	Horizontal	2	1.00	-
5260MHz	Pass	PK	5.3536G	63.36	74.00	-10.64	3	Horizontal	2	1.00	-
5260MHz	Pass	AV	3.50665G	41.65	54.00	-12.35	3	Vertical	43	1.25	-
5260MHz	Pass	AV	15.78102G	52.63	54.00	-1.37	3	Vertical	351	1.47	-
5260MHz	Pass	PK	3.50661G	45.06	74.00	-28.94	3	Vertical	43	1.25	-
5260MHz	Pass	PK	10.51646G	60.57	68.20	-7.63	3	Vertical	352	1.71	-
5260MHz	Pass	PK	15.78072G	65.02	74.00	-8.98	3	Vertical	351	1.47	-
5260MHz	Pass	AV	3.50665G	38.34	54.00	-15.66	3	Horizontal	12	1.01	-
5260MHz	Pass	AV	15.78192G	49.43	54.00	-4.57	3	Horizontal	313	1.40	-
5260MHz	Pass	PK	3.50671G	43.12	74.00	-30.88	3	Horizontal	12	1.01	-
5260MHz	Pass	PK	10.50878G	57.06	68.20	-11.14	3	Horizontal	333	1.48	-
5260MHz	Pass	PK	15.79086G	62.36	74.00	-11.64	3	Horizontal	313	1.40	-
5300MHz	Pass	AV	5.2952G	95.26	Inf	-Inf	3	Vertical	299	2.63	-
5300MHz	Pass	AV	5.35G	44.53	54.00	-9.47	3	Vertical	299	2.63	-
5300MHz	Pass	PK	5.2952G	106.99	Inf	-Inf	3	Vertical	299	2.63	-
5300MHz	Pass	PK	5.3504G	56.82	74.00	-17.18	3	Vertical	299	2.63	-
5300MHz	Pass	AV	5.3018G	108.53	Inf	-Inf	3	Horizontal	3	1.31	-
5300MHz	Pass	AV	5.35G	53.25	54.00	-0.75	3	Horizontal	3	1.31	-
5300MHz	Pass	PK	5.3024G	119.08	Inf	-Inf	3	Horizontal	3	1.31	-
5300MHz	Pass	PK	5.35G	70.22	74.00	-3.78	3	Horizontal	3	1.31	-
5300MHz	Pass	AV	3.53333G	44.84	54.00	-9.16	3	Vertical	26	1.49	-
5300MHz	Pass	AV	10.60054G	47.03	54.00	-6.97	3	Vertical	310	1.27	-
5300MHz	Pass	AV	15.89916G	42.37	54.00	-11.63	3	Vertical	312	2.46	-
5300MHz	Pass	PK	3.53329G	46.97	74.00	-27.03	3	Vertical	26	1.49	-
5300MHz	Pass	PK	10.60132G	60.22	74.00	-13.78	3	Vertical	310	1.27	-
5300MHz	Pass	PK	15.91062G	59.22	74.00	-14.78	3	Vertical	312	2.46	-
5300MHz	Pass	AV	3.53329G	38.55	54.00	-15.45	3	Horizontal	12	1.00	-
5300MHz	Pass	AV	10.60006G	45.12	54.00	-8.88	3	Horizontal	26	2.08	-
5300MHz	Pass	AV	15.89994G	43.58	54.00	-10.42	3	Horizontal	309	1.36	-
5300MHz	Pass	PK	3.53342G	42.67	74.00	-31.33	3	Horizontal	12	1.00	-
5300MHz	Pass	PK	10.60126G	58.08	74.00	-15.92	3	Horizontal	26	2.08	-
5300MHz	Pass	PK	15.9108G	60.54	74.00	-13.46	3	Horizontal	309	1.36	-
5320MHz	Pass	AV	5.3164G	90.99	Inf	-Inf	3	Vertical	303	2.65	-
5320MHz	Pass	AV	5.3512G	44.66	54.00	-9.34	3	Vertical	303	2.65	-

Remark :

Level (dBuV/m) = Raw(Read Level) + AF(Antenna Factor) + CL(Cable Loss) - PA(Preamp Factor)

Mode	Result	Type	Freq (Hz)	Level (dBuV/m)	Limit (dBuV/m)	Margin (dB)	Dist (m)	Condition	Azimuth (°)	Height (m)	Comments
5320MHz	Pass	PK	5.3152G	102.75	Inf	-Inf	3	Vertical	303	2.65	-
5320MHz	Pass	PK	5.4652G	55.03	68.20	-13.17	3	Vertical	303	2.65	-
5320MHz	Pass	AV	5.3152G	105.26	Inf	-Inf	3	Horizontal	6	1.49	-
5320MHz	Pass	AV	5.35G	53.59	54.00	-0.41	3	Horizontal	6	1.49	-
5320MHz	Pass	PK	5.3236G	116.94	Inf	-Inf	3	Horizontal	6	1.49	-
5320MHz	Pass	PK	5.3518G	69.56	74.00	-4.44	3	Horizontal	6	1.49	-
5320MHz	Pass	AV	3.54664G	45.24	54.00	-8.76	3	Vertical	32	1.48	-
5320MHz	Pass	AV	10.6388G	43.57	54.00	-10.43	3	Vertical	303	2.33	-
5320MHz	Pass	AV	15.96102G	36.77	54.00	-17.23	3	Vertical	313	1.43	-
5320MHz	Pass	PK	3.54671G	47.60	74.00	-26.40	3	Vertical	32	1.48	-
5320MHz	Pass	PK	10.64144G	56.82	74.00	-17.18	3	Vertical	303	2.33	-
5320MHz	Pass	PK	15.96408G	50.92	74.00	-23.08	3	Vertical	313	1.43	-
5320MHz	Pass	AV	3.54667G	39.79	54.00	-14.21	3	Horizontal	300	2.91	-
5320MHz	Pass	AV	10.63868G	41.20	54.00	-12.80	3	Horizontal	307	1.70	-
5320MHz	Pass	AV	15.95862G	37.76	54.00	-16.24	3	Horizontal	310	1.41	-
5320MHz	Pass	PK	3.54667G	43.42	74.00	-30.58	3	Horizontal	300	2.91	-
5320MHz	Pass	PK	10.63766G	53.37	74.00	-20.63	3	Horizontal	307	1.70	-
5320MHz	Pass	PK	15.96852G	52.46	74.00	-21.54	3	Horizontal	310	1.41	-
5500MHz	Pass	AV	5.4034G	44.39	54.00	-9.61	3	Vertical	46	3.00	-
5500MHz	Pass	AV	5.5018G	89.20	Inf	-Inf	3	Vertical	46	3.00	-
5500MHz	Pass	PK	5.4676G	56.82	68.20	-11.38	3	Vertical	46	3.00	-
5500MHz	Pass	PK	5.5084G	100.54	Inf	-Inf	3	Vertical	46	3.00	-
5500MHz	Pass	AV	5.4592G	48.15	54.00	-5.85	3	Horizontal	4	2.39	-
5500MHz	Pass	AV	5.4952G	105.48	Inf	-Inf	3	Horizontal	4	2.39	-
5500MHz	Pass	PK	5.4682G	67.93	68.20	-0.27	3	Horizontal	4	2.39	-
5500MHz	Pass	PK	5.4952G	116.35	Inf	-Inf	3	Horizontal	4	2.39	-
5500MHz	Pass	AV	3.66666G	48.94	54.00	-5.06	3	Vertical	36	1.03	-
5500MHz	Pass	AV	10.99916G	41.63	54.00	-12.37	3	Vertical	0	1.48	-
5500MHz	Pass	PK	3.66659G	50.47	74.00	-23.53	3	Vertical	36	1.03	-
5500MHz	Pass	PK	10.99466G	54.04	74.00	-19.96	3	Vertical	0	1.48	-
5500MHz	Pass	PK	16.50384G	52.55	68.20	-15.65	3	Vertical	1	1.00	-
5500MHz	Pass	AV	3.66664G	41.40	54.00	-12.60	3	Horizontal	308	2.94	-
5500MHz	Pass	AV	11.00402G	39.95	54.00	-14.05	3	Horizontal	312	1.48	-
5500MHz	Pass	PK	3.66667G	44.88	74.00	-29.12	3	Horizontal	308	2.94	-
5500MHz	Pass	PK	11.00516G	51.76	74.00	-22.24	3	Horizontal	312	1.48	-
5500MHz	Pass	PK	16.50192G	54.37	68.20	-13.83	3	Horizontal	306	1.48	-
5580MHz	Pass	AV	5.4414G	44.19	54.00	-9.81	3	Vertical	63	2.92	-
5580MHz	Pass	AV	5.5758G	95.90	Inf	-Inf	3	Vertical	63	2.92	-
5580MHz	Pass	PK	5.4684G	55.65	68.20	-12.55	3	Vertical	63	2.92	-
5580MHz	Pass	PK	5.5806G	107.29	Inf	-Inf	3	Vertical	63	2.92	-
5580MHz	Pass	PK	5.727G	56.43	68.20	-11.77	3	Vertical	63	2.92	-
5580MHz	Pass	AV	5.4594G	48.47	54.00	-5.53	3	Horizontal	11	1.50	-
5580MHz	Pass	AV	5.5752G	110.95	Inf	-Inf	3	Horizontal	11	1.50	-
5580MHz	Pass	PK	5.4678G	60.70	68.20	-7.50	3	Horizontal	11	1.50	-
5580MHz	Pass	PK	5.574G	122.36	Inf	-Inf	3	Horizontal	11	1.50	-
5580MHz	Pass	PK	5.7288G	59.00	68.20	-9.20	3	Horizontal	11	1.50	-
5580MHz	Pass	AV	4.185G	45.79	54.00	-8.21	3	Vertical	328	3.00	-
5580MHz	Pass	AV	11.15892G	48.29	54.00	-5.71	3	Vertical	360	1.97	-
5580MHz	Pass	PK	4.18506G	48.68	74.00	-25.32	3	Vertical	328	3.00	-

Remark :

Level (dBuV/m) = Raw(Read Level) + AF(Antenna Factor) + CL(Cable Loss) - PA(Preamp Factor)

Mode	Result	Type	Freq (Hz)	Level (dBuV/m)	Limit (dBuV/m)	Margin (dB)	Dist (m)	Condition	Azimuth (°)	Height (m)	Comments
5580MHz	Pass	PK	11.16456G	60.71	74.00	-13.29	3	Vertical	360	1.97	-
5580MHz	Pass	PK	16.74096G	65.02	68.20	-3.18	3	Vertical	339	1.49	-
5580MHz	Pass	AV	4.18501G	45.80	54.00	-8.20	3	Horizontal	324	1.04	-
5580MHz	Pass	AV	11.1588G	43.10	54.00	-10.90	3	Horizontal	50	1.49	-
5580MHz	Pass	PK	4.185G	48.52	74.00	-25.48	3	Horizontal	324	1.04	-
5580MHz	Pass	PK	11.17128G	54.98	74.00	-19.02	3	Horizontal	50	1.49	-
5580MHz	Pass	PK	16.73154G	64.67	68.20	-3.53	3	Horizontal	308	1.59	-
5700MHz	Pass	AV	5.6982G	87.25	Inf	-Inf	3	Vertical	55	2.95	-
5700MHz	Pass	PK	5.7048G	98.88	Inf	-Inf	3	Vertical	55	2.95	-
5700MHz	Pass	PK	5.8254G	57.88	68.20	-10.32	3	Vertical	55	2.95	-
5700MHz	Pass	AV	5.6952G	103.85	Inf	-Inf	3	Horizontal	16	1.49	-
5700MHz	Pass	PK	5.6952G	114.96	Inf	-Inf	3	Horizontal	16	1.49	-
5700MHz	Pass	PK	5.7252G	67.81	68.20	-0.39	3	Horizontal	16	1.49	-
5700MHz	Pass	AV	3.79999G	48.10	54.00	-5.90	3	Vertical	353	1.40	-
5700MHz	Pass	AV	11.39742G	44.04	54.00	-9.96	3	Vertical	360	1.67	-
5700MHz	Pass	PK	3.80001G	50.05	74.00	-23.95	3	Vertical	353	1.40	-
5700MHz	Pass	PK	11.40072G	56.21	74.00	-17.79	3	Vertical	360	1.67	-
5700MHz	Pass	PK	17.1051G	52.25	68.20	-15.95	3	Vertical	0	1.48	-
5700MHz	Pass	AV	3.79999G	45.55	54.00	-8.45	3	Horizontal	34	2.84	-
5700MHz	Pass	AV	11.40042G	40.31	54.00	-13.69	3	Horizontal	70	1.47	-
5700MHz	Pass	PK	3.79998G	47.99	74.00	-26.01	3	Horizontal	34	2.84	-
5700MHz	Pass	PK	11.40504G	52.54	74.00	-21.46	3	Horizontal	70	1.47	-
5700MHz	Pass	PK	17.10318G	52.68	68.20	-15.52	3	Horizontal	30	1.49	-
5720MHz Straddle 5.47-5.725GHz	Pass	AV	5.4572G	44.07	54.00	-9.93	3	Vertical	53	2.92	-
5720MHz Straddle 5.47-5.725GHz	Pass	AV	5.7212G	94.44	Inf	-Inf	3	Vertical	53	2.92	-
5720MHz Straddle 5.47-5.725GHz	Pass	PK	5.468G	55.46	68.20	-12.74	3	Vertical	53	2.92	-
5720MHz Straddle 5.47-5.725GHz	Pass	PK	5.7284G	105.66	Inf	-Inf	3	Vertical	53	2.92	-
5720MHz Straddle 5.47-5.725GHz	Pass	PK	5.9732G	56.32	68.20	-11.88	3	Vertical	53	2.92	-
5720MHz Straddle 5.47-5.725GHz	Pass	AV	5.4596G	47.76	54.00	-6.24	3	Horizontal	15	1.00	-
5720MHz Straddle 5.47-5.725GHz	Pass	AV	5.7176G	110.40	Inf	-Inf	3	Horizontal	15	1.00	-
5720MHz Straddle 5.47-5.725GHz	Pass	PK	5.4668G	59.64	68.20	-8.56	3	Horizontal	15	1.00	-
5720MHz Straddle 5.47-5.725GHz	Pass	PK	5.7224G	122.01	Inf	-Inf	3	Horizontal	15	1.00	-
5720MHz Straddle 5.47-5.725GHz	Pass	PK	5.8532G	61.25	68.20	-6.95	3	Horizontal	15	1.00	-
5720MHz Straddle 5.47-5.725GHz	Pass	AV	3.81331G	47.53	54.00	-6.47	3	Vertical	352	1.36	-
5720MHz Straddle 5.47-5.725GHz	Pass	AV	11.44084G	45.94	54.00	-8.06	3	Vertical	2	1.48	-
5720MHz Straddle 5.47-5.725GHz	Pass	PK	3.81342G	49.46	74.00	-24.54	3	Vertical	352	1.36	-
5720MHz Straddle 5.47-5.725GHz	Pass	PK	11.44252G	59.31	74.00	-14.69	3	Vertical	2	1.48	-
5720MHz Straddle 5.47-5.725GHz	Pass	PK	17.15838G	65.59	68.20	-2.61	3	Vertical	27	1.32	-
5720MHz Straddle 5.47-5.725GHz	Pass	AV	3.81331G	42.35	54.00	-11.65	3	Horizontal	2	1.02	-
5720MHz Straddle 5.47-5.725GHz	Pass	AV	11.43886G	43.98	54.00	-10.02	3	Horizontal	69	1.49	-
5720MHz Straddle 5.47-5.725GHz	Pass	PK	3.81326G	45.67	74.00	-28.33	3	Horizontal	2	1.02	-
5720MHz Straddle 5.47-5.725GHz	Pass	PK	11.44222G	56.02	74.00	-17.98	3	Horizontal	69	1.49	-
5720MHz Straddle 5.47-5.725GHz	Pass	PK	17.1618G	68.11	68.20	-0.09	3	Horizontal	33	1.60	-
5745MHz	Pass	AV	5.7366G	93.95	Inf	-Inf	3	Vertical	52	2.91	-
5745MHz	Pass	PK	5.6334G	56.48	68.20	-11.72	3	Vertical	52	2.91	-
5745MHz	Pass	PK	5.739G	105.38	Inf	-Inf	3	Vertical	52	2.91	-
5745MHz	Pass	PK	5.985G	56.09	68.20	-12.11	3	Vertical	52	2.91	-
5745MHz	Pass	AV	5.4558G	47.59	54.00	-6.41	3	Horizontal	13	1.92	-
5745MHz	Pass	AV	5.7462G	110.91	Inf	-Inf	3	Horizontal	13	1.92	-

Remark :

Level (dBuV/m) = Raw(Read Level) + AF(Antenna Factor) + CL(Cable Loss) - PA(Preamp Factor)

Mode	Result	Type	Freq (Hz)	Level (dBuV/m)	Limit (dBuV/m)	Margin (dB)	Dist (m)	Condition	Azimuth (°)	Height (m)	Comments
5745MHz	Pass	PK	5.6478G	66.80	68.20	-1.40	3	Horizontal	13	1.92	-
5745MHz	Pass	PK	5.7522G	122.29	Inf	-Inf	3	Horizontal	13	1.92	-
5745MHz	Pass	PK	5.9478G	60.30	68.20	-7.90	3	Horizontal	13	1.92	-
5745MHz	Pass	AV	3.83003G	47.03	54.00	-6.97	3	Vertical	335	1.41	-
5745MHz	Pass	AV	11.48994G	46.64	54.00	-7.36	3	Vertical	5	1.05	-
5745MHz	Pass	PK	3.82995G	49.20	74.00	-24.80	3	Vertical	335	1.41	-
5745MHz	Pass	PK	11.49318G	58.54	74.00	-15.46	3	Vertical	5	1.05	-
5745MHz	Pass	PK	17.23812G	65.10	68.20	-3.10	3	Vertical	0	1.49	-
5745MHz	Pass	AV	3.83001G	42.99	54.00	-11.01	3	Horizontal	1	1.00	-
5745MHz	Pass	AV	11.49006G	44.94	54.00	-9.06	3	Horizontal	69	1.48	-
5745MHz	Pass	PK	3.83002G	46.03	74.00	-27.97	3	Horizontal	1	1.00	-
5745MHz	Pass	PK	11.48754G	57.40	74.00	-16.60	3	Horizontal	69	1.48	-
5745MHz	Pass	PK	17.24076G	67.09	68.20	-1.11	3	Horizontal	34	1.64	-
5785MHz	Pass	AV	5.7802G	92.95	Inf	-Inf	3	Vertical	67	3.00	-
5785MHz	Pass	PK	5.6434G	56.47	68.20	-11.73	3	Vertical	67	3.00	-
5785MHz	Pass	PK	5.7802G	104.92	Inf	-Inf	3	Vertical	67	3.00	-
5785MHz	Pass	PK	5.9782G	56.08	68.20	-12.12	3	Vertical	67	3.00	-
5785MHz	Pass	AV	5.7862G	110.38	Inf	-Inf	3	Horizontal	13	1.00	-
5785MHz	Pass	PK	5.5882G	61.00	68.20	-7.20	3	Horizontal	13	1.00	-
5785MHz	Pass	PK	5.7874G	121.39	Inf	-Inf	3	Horizontal	13	1.00	-
5785MHz	Pass	PK	5.9398G	60.71	68.20	-7.49	3	Horizontal	13	1.00	-
5785MHz	Pass	AV	3.85666G	47.44	54.00	-6.56	3	Vertical	331	1.49	-
5785MHz	Pass	AV	11.56994G	48.61	54.00	-5.39	3	Vertical	6	1.00	-
5785MHz	Pass	PK	3.8567G	49.81	74.00	-24.19	3	Vertical	331	1.49	-
5785MHz	Pass	PK	11.57936G	61.66	74.00	-12.34	3	Vertical	6	1.00	-
5785MHz	Pass	PK	17.36196G	64.03	68.20	-4.17	3	Vertical	0	1.48	-
5785MHz	Pass	AV	3.85668G	44.49	54.00	-9.51	3	Horizontal	327	1.00	-
5785MHz	Pass	AV	11.57114G	46.75	54.00	-7.25	3	Horizontal	68	1.47	-
5785MHz	Pass	PK	3.85669G	47.61	74.00	-26.39	3	Horizontal	327	1.00	-
5785MHz	Pass	PK	11.5796G	60.30	74.00	-13.70	3	Horizontal	68	1.47	-
5785MHz	Pass	PK	17.35842G	65.54	68.20	-2.66	3	Horizontal	304	1.50	-
5825MHz	Pass	AV	5.8202G	88.04	Inf	-Inf	3	Vertical	68	3.00	-
5825MHz	Pass	PK	5.6294G	56.06	68.20	-12.14	3	Vertical	68	3.00	-
5825MHz	Pass	PK	5.8202G	99.59	Inf	-Inf	3	Vertical	68	3.00	-
5825MHz	Pass	PK	5.9702G	56.47	68.20	-11.73	3	Vertical	68	3.00	-
5825MHz	Pass	AV	5.8262G	105.88	Inf	-Inf	3	Horizontal	10	1.86	-
5825MHz	Pass	PK	5.6426G	59.39	68.20	-8.81	3	Horizontal	10	1.86	-
5825MHz	Pass	PK	5.8274G	116.98	Inf	-Inf	3	Horizontal	10	1.86	-
5825MHz	Pass	PK	5.927G	60.51	68.20	-7.69	3	Horizontal	10	1.86	-
5825MHz	Pass	AV	3.88335G	47.45	54.00	-6.55	3	Vertical	334	1.39	-
5825MHz	Pass	AV	11.6488G	53.68	54.00	-0.32	3	Vertical	7	2.09	-
5825MHz	Pass	PK	3.88334G	49.60	74.00	-24.40	3	Vertical	334	1.39	-
5825MHz	Pass	PK	11.65192G	66.64	74.00	-7.36	3	Vertical	7	2.09	-
5825MHz	Pass	PK	17.47284G	56.32	68.20	-11.88	3	Vertical	0	1.49	-
5825MHz	Pass	AV	3.88334G	44.61	54.00	-9.39	3	Horizontal	327	1.00	-
5825MHz	Pass	AV	11.64904G	52.21	54.00	-1.79	3	Horizontal	8	1.49	-
5825MHz	Pass	PK	3.88325G	47.51	74.00	-26.49	3	Horizontal	327	1.00	-
5825MHz	Pass	PK	11.65192G	65.39	74.00	-8.61	3	Horizontal	8	1.49	-
5825MHz	Pass	PK	17.47926G	56.11	68.20	-12.09	3	Horizontal	293	1.87	-

Remark :

Level (dBuV/m) = Raw(Read Level) + AF(Antenna Factor) + CL(Cable Loss) - PA(Preamp Factor)

Mode	Result	Type	Freq (Hz)	Level (dBuV/m)	Limit (dBuV/m)	Margin (dB)	Dist (m)	Condition	Azimuth (°)	Height (m)	Comments
802.11ax HEW40_Nss2,(MCS0)_2TX	-	-	-	-	-	-	-	-	-	-	-
5190MHz	Pass	AV	5.1484G	45.62	54.00	-8.38	3	Vertical	297	2.73	-
5190MHz	Pass	AV	5.1868G	89.77	Inf	-Inf	3	Vertical	297	2.73	-
5190MHz	Pass	PK	5.15G	63.59	74.00	-10.41	3	Vertical	297	2.73	-
5190MHz	Pass	PK	5.1812G	100.86	Inf	-Inf	3	Vertical	297	2.73	-
5190MHz	Pass	AV	5.1492G	53.91	54.00	-0.09	3	Horizontal	0	1.49	-
5190MHz	Pass	AV	5.1988G	101.30	Inf	-Inf	3	Horizontal	0	1.49	-
5190MHz	Pass	PK	5.148G	73.46	74.00	-0.54	3	Horizontal	0	1.49	-
5190MHz	Pass	PK	5.1796G	112.61	Inf	-Inf	3	Horizontal	0	1.49	-
5190MHz	Pass	AV	15.5733G	38.95	54.00	-15.05	3	Vertical	99	1.48	-
5190MHz	Pass	PK	3.45998G	44.23	68.20	-23.97	3	Vertical	23	1.11	-
5190MHz	Pass	PK	10.3725G	52.22	68.20	-15.98	3	Vertical	360	2.94	-
5190MHz	Pass	PK	15.5643G	51.70	74.00	-22.30	3	Vertical	99	1.48	-
5190MHz	Pass	AV	15.57822G	38.83	54.00	-15.17	3	Horizontal	177	1.00	-
5190MHz	Pass	PK	3.46004G	41.96	68.20	-26.24	3	Horizontal	334	1.49	-
5190MHz	Pass	PK	10.3755G	51.23	68.20	-16.97	3	Horizontal	46	1.49	-
5190MHz	Pass	PK	15.5637G	51.16	74.00	-22.84	3	Horizontal	177	1.00	-
5230MHz	Pass	AV	5.1476G	45.07	54.00	-8.93	3	Vertical	299	2.72	-
5230MHz	Pass	AV	5.2256G	93.42	Inf	-Inf	3	Vertical	299	2.72	-
5230MHz	Pass	PK	5.1392G	56.69	74.00	-17.31	3	Vertical	299	2.72	-
5230MHz	Pass	PK	5.2252G	104.35	Inf	-Inf	3	Vertical	299	2.72	-
5230MHz	Pass	AV	5.148G	53.91	54.00	-0.09	3	Horizontal	1	1.72	-
5230MHz	Pass	AV	5.2268G	105.70	Inf	-Inf	3	Horizontal	1	1.72	-
5230MHz	Pass	PK	5.1364G	68.13	74.00	-5.87	3	Horizontal	1	1.72	-
5230MHz	Pass	PK	5.2416G	116.23	Inf	-Inf	3	Horizontal	1	1.72	-
5230MHz	Pass	AV	15.68268G	42.94	54.00	-11.06	3	Vertical	348	1.00	-
5230MHz	Pass	PK	3.48667G	45.15	68.20	-23.05	3	Vertical	23	1.06	-
5230MHz	Pass	PK	10.45676G	56.64	68.20	-11.56	3	Vertical	342	3.00	-
5230MHz	Pass	PK	15.69024G	58.31	74.00	-15.69	3	Vertical	348	1.00	-
5230MHz	Pass	AV	15.68238G	40.88	54.00	-13.12	3	Horizontal	311	1.48	-
5230MHz	Pass	PK	3.48676G	42.35	68.20	-25.85	3	Horizontal	330	1.96	-
5230MHz	Pass	PK	10.4588G	55.95	68.20	-12.25	3	Horizontal	334	1.48	-
5230MHz	Pass	PK	15.69006G	55.36	74.00	-18.64	3	Horizontal	311	1.48	-
5270MHz	Pass	AV	5.2744G	92.33	Inf	-Inf	3	Vertical	299	2.79	-
5270MHz	Pass	AV	5.352G	44.56	54.00	-9.44	3	Vertical	299	2.79	-
5270MHz	Pass	PK	5.2744G	103.99	Inf	-Inf	3	Vertical	299	2.79	-
5270MHz	Pass	PK	5.3516G	56.08	74.00	-17.92	3	Vertical	299	2.79	-
5270MHz	Pass	AV	5.2784G	104.69	Inf	-Inf	3	Horizontal	0	1.49	-
5270MHz	Pass	AV	5.35G	53.44	54.00	-0.56	3	Horizontal	0	1.49	-
5270MHz	Pass	PK	5.2684G	116.08	Inf	-Inf	3	Horizontal	0	1.49	-
5270MHz	Pass	PK	5.3652G	70.34	74.00	-3.66	3	Horizontal	0	1.49	-
5270MHz	Pass	AV	3.51331G	44.35	54.00	-9.65	3	Vertical	31	1.12	-
5270MHz	Pass	AV	15.80808G	41.05	54.00	-12.95	3	Vertical	339	1.00	-
5270MHz	Pass	PK	3.51335G	46.71	74.00	-27.29	3	Vertical	31	1.12	-
5270MHz	Pass	PK	10.5412G	56.69	68.20	-11.51	3	Vertical	350	1.75	-
5270MHz	Pass	PK	15.81048G	56.84	74.00	-17.16	3	Vertical	339	1.00	-
5270MHz	Pass	AV	3.51329G	39.41	54.00	-14.59	3	Horizontal	13	1.01	-
5270MHz	Pass	AV	15.8094G	39.95	54.00	-14.05	3	Horizontal	310	1.37	-
5270MHz	Pass	PK	3.51334G	43.46	74.00	-30.54	3	Horizontal	13	1.01	-

Remark :

Level (dBuV/m) = Raw(Read Level) + AF(Antenna Factor) + CL(Cable Loss) - PA(Preamp Factor)

Mode	Result	Type	Freq (Hz)	Level (dBuV/m)	Limit (dBuV/m)	Margin (dB)	Dist (m)	Condition	Azimuth (°)	Height (m)	Comments
5270MHz	Pass	PK	10.53868G	53.17	68.20	-15.03	3	Horizontal	331	1.48	-
5270MHz	Pass	PK	15.81036G	55.18	74.00	-18.82	3	Horizontal	310	1.37	-
5310MHz	Pass	AV	5.3108G	86.94	Inf	-Inf	3	Vertical	300	2.76	-
5310MHz	Pass	AV	5.3528G	44.43	54.00	-9.57	3	Vertical	300	2.76	-
5310MHz	Pass	PK	5.3144G	98.33	Inf	-Inf	3	Vertical	300	2.76	-
5310MHz	Pass	PK	5.352G	58.25	74.00	-15.75	3	Vertical	300	2.76	-
5310MHz	Pass	AV	5.3148G	100.87	Inf	-Inf	3	Horizontal	2	1.00	-
5310MHz	Pass	AV	5.3536G	51.10	54.00	-2.90	3	Horizontal	2	1.00	-
5310MHz	Pass	PK	5.3144G	112.65	Inf	-Inf	3	Horizontal	2	1.00	-
5310MHz	Pass	PK	5.352G	73.36	74.00	-0.64	3	Horizontal	2	1.00	-
5310MHz	Pass	AV	3.54002G	46.30	54.00	-7.70	3	Vertical	27	1.49	-
5310MHz	Pass	AV	10.62144G	38.39	54.00	-15.61	3	Vertical	360	1.49	-
5310MHz	Pass	AV	15.93846G	37.22	54.00	-16.78	3	Vertical	147	1.49	-
5310MHz	Pass	PK	3.54G	48.21	74.00	-25.79	3	Vertical	27	1.49	-
5310MHz	Pass	PK	10.6212G	50.92	74.00	-23.08	3	Vertical	360	1.49	-
5310MHz	Pass	PK	15.91524G	49.85	74.00	-24.15	3	Vertical	147	1.49	-
5310MHz	Pass	AV	3.53997G	39.23	54.00	-14.77	3	Horizontal	13	1.00	-
5310MHz	Pass	AV	10.6203G	39.01	54.00	-14.99	3	Horizontal	305	1.87	-
5310MHz	Pass	AV	15.92562G	37.28	54.00	-16.72	3	Horizontal	24	1.49	-
5310MHz	Pass	PK	3.54002G	43.60	74.00	-30.40	3	Horizontal	13	1.00	-
5310MHz	Pass	PK	10.62498G	51.98	74.00	-22.02	3	Horizontal	305	1.87	-
5310MHz	Pass	PK	15.9183G	49.28	74.00	-24.72	3	Horizontal	24	1.49	-
5510MHz	Pass	AV	5.4264G	44.02	54.00	-9.98	3	Vertical	332	2.73	-
5510MHz	Pass	AV	5.5232G	88.02	Inf	-Inf	3	Vertical	332	2.73	-
5510MHz	Pass	PK	5.466G	55.93	68.20	-12.27	3	Vertical	332	2.73	-
5510MHz	Pass	PK	5.5268G	99.26	Inf	-Inf	3	Vertical	332	2.73	-
5510MHz	Pass	AV	5.4588G	48.46	54.00	-5.54	3	Horizontal	17	2.07	-
5510MHz	Pass	AV	5.5092G	99.67	Inf	-Inf	3	Horizontal	17	2.07	-
5510MHz	Pass	PK	5.4676G	67.21	68.20	-0.99	3	Horizontal	17	2.07	-
5510MHz	Pass	PK	5.4996G	111.94	Inf	-Inf	3	Horizontal	17	2.07	-
5510MHz	Pass	AV	3.67332G	50.76	54.00	-3.24	3	Vertical	357	2.99	-
5510MHz	Pass	AV	11.02084G	39.36	54.00	-14.64	3	Vertical	359	1.49	-
5510MHz	Pass	PK	3.67331G	52.11	74.00	-21.89	3	Vertical	357	2.99	-
5510MHz	Pass	PK	11.0185G	52.05	74.00	-21.95	3	Vertical	359	1.49	-
5510MHz	Pass	PK	16.51626G	52.36	68.20	-15.84	3	Vertical	305	1.49	-
5510MHz	Pass	AV	3.67336G	43.83	54.00	-10.17	3	Horizontal	296	3.00	-
5510MHz	Pass	AV	11.017G	38.34	54.00	-15.66	3	Horizontal	15	2.99	-
5510MHz	Pass	PK	3.67334G	46.43	74.00	-27.57	3	Horizontal	296	3.00	-
5510MHz	Pass	PK	11.00728G	50.90	74.00	-23.10	3	Horizontal	15	2.99	-
5510MHz	Pass	PK	16.52214G	52.21	68.20	-15.99	3	Horizontal	310	1.48	-
5550MHz	Pass	AV	5.4592G	44.24	54.00	-9.76	3	Vertical	294	2.69	-
5550MHz	Pass	AV	5.538G	87.73	Inf	-Inf	3	Vertical	294	2.69	-
5550MHz	Pass	PK	5.4652G	55.36	68.20	-12.84	3	Vertical	294	2.69	-
5550MHz	Pass	PK	5.5396G	99.24	Inf	-Inf	3	Vertical	294	2.69	-
5550MHz	Pass	AV	5.4572G	48.32	54.00	-5.68	3	Horizontal	13	2.05	-
5550MHz	Pass	AV	5.5492G	103.68	Inf	-Inf	3	Horizontal	13	2.05	-
5550MHz	Pass	PK	5.4684G	67.90	68.20	-0.30	3	Horizontal	13	2.05	-
5550MHz	Pass	PK	5.5464G	115.04	Inf	-Inf	3	Horizontal	13	2.05	-
5550MHz	Pass	AV	4.16248G	48.73	54.00	-5.27	3	Vertical	360	2.94	-

Remark :

Level (dBuV/m) = Raw(Read Level) + AF(Antenna Factor) + CL(Cable Loss) - PA(Preamp Factor)

Mode	Result	Type	Freq (Hz)	Level (dBuV/m)	Limit (dBuV/m)	Margin (dB)	Dist (m)	Condition	Azimuth (°)	Height (m)	Comments
5550MHz	Pass	AV	11.10204G	43.25	54.00	-10.75	3	Vertical	359	1.98	-
5550MHz	Pass	PK	4.16245G	50.74	74.00	-23.26	3	Vertical	360	2.94	-
5550MHz	Pass	PK	11.09814G	56.49	74.00	-17.51	3	Vertical	359	1.98	-
5550MHz	Pass	PK	16.65228G	54.20	68.20	-14.00	3	Vertical	359	1.14	-
5550MHz	Pass	AV	4.1625G	44.80	54.00	-9.20	3	Horizontal	54	1.00	-
5550MHz	Pass	AV	11.1018G	40.15	54.00	-13.85	3	Horizontal	312	1.37	-
5550MHz	Pass	PK	4.16255G	47.68	74.00	-26.32	3	Horizontal	54	1.00	-
5550MHz	Pass	PK	11.10534G	52.87	74.00	-21.13	3	Horizontal	312	1.37	-
5550MHz	Pass	PK	16.64982G	53.82	68.20	-14.38	3	Horizontal	305	1.47	-
5670MHz	Pass	AV	5.668G	86.82	Inf	-Inf	3	Vertical	55	3.00	-
5670MHz	Pass	PK	5.668G	98.06	Inf	-Inf	3	Vertical	55	3.00	-
5670MHz	Pass	PK	5.7408G	56.69	68.20	-11.51	3	Vertical	55	3.00	-
5670MHz	Pass	AV	5.6692G	102.26	Inf	-Inf	3	Horizontal	10	2.01	-
5670MHz	Pass	PK	5.6812G	113.99	Inf	-Inf	3	Horizontal	10	2.01	-
5670MHz	Pass	PK	5.7272G	68.14	68.20	-0.06	3	Horizontal	10	2.01	-
5670MHz	Pass	AV	3.77999G	48.81	54.00	-5.19	3	Vertical	351	1.99	-
5670MHz	Pass	AV	11.3331G	43.16	54.00	-10.84	3	Vertical	359	1.86	-
5670MHz	Pass	PK	3.77998G	50.45	74.00	-23.55	3	Vertical	351	1.99	-
5670MHz	Pass	PK	11.34498G	56.44	74.00	-17.56	3	Vertical	359	1.86	-
5670MHz	Pass	PK	17.00904G	53.45	68.20	-14.75	3	Vertical	317	1.49	-
5670MHz	Pass	AV	3.77999G	42.18	54.00	-11.82	3	Horizontal	299	3.00	-
5670MHz	Pass	AV	11.34162G	39.43	54.00	-14.57	3	Horizontal	294	1.48	-
5670MHz	Pass	PK	3.77999G	45.51	74.00	-28.49	3	Horizontal	299	3.00	-
5670MHz	Pass	PK	11.33436G	51.94	74.00	-22.06	3	Horizontal	294	1.48	-
5670MHz	Pass	PK	17.02326G	54.66	68.20	-13.54	3	Horizontal	16	1.49	-
5710MHz Straddle 5.47-5.725GHz	Pass	AV	5.46G	43.36	54.00	-10.64	3	Vertical	54	3.00	-
5710MHz Straddle 5.47-5.725GHz	Pass	AV	5.702G	90.34	Inf	-Inf	3	Vertical	54	3.00	-
5710MHz Straddle 5.47-5.725GHz	Pass	PK	5.463G	55.43	68.20	-12.77	3	Vertical	54	3.00	-
5710MHz Straddle 5.47-5.725GHz	Pass	PK	5.708G	101.01	Inf	-Inf	3	Vertical	54	3.00	-
5710MHz Straddle 5.47-5.725GHz	Pass	PK	5.906G	56.46	68.20	-11.74	3	Vertical	54	3.00	-
5710MHz Straddle 5.47-5.725GHz	Pass	AV	5.46G	47.50	54.00	-6.50	3	Horizontal	15	2.00	-
5710MHz Straddle 5.47-5.725GHz	Pass	AV	5.697G	107.30	Inf	-Inf	3	Horizontal	15	2.00	-
5710MHz Straddle 5.47-5.725GHz	Pass	PK	5.461G	59.57	68.20	-8.63	3	Horizontal	15	2.00	-
5710MHz Straddle 5.47-5.725GHz	Pass	PK	5.708G	119.31	Inf	-Inf	3	Horizontal	15	2.00	-
5710MHz Straddle 5.47-5.725GHz	Pass	PK	5.854G	67.82	68.20	-0.38	3	Horizontal	15	2.00	-
5710MHz Straddle 5.47-5.725GHz	Pass	AV	3.80668G	47.62	54.00	-6.38	3	Vertical	352	1.56	-
5710MHz Straddle 5.47-5.725GHz	Pass	AV	11.41286G	45.05	54.00	-8.95	3	Vertical	360	1.71	-
5710MHz Straddle 5.47-5.725GHz	Pass	PK	3.80669G	49.75	74.00	-24.25	3	Vertical	352	1.56	-
5710MHz Straddle 5.47-5.725GHz	Pass	PK	11.41736G	57.48	74.00	-16.52	3	Vertical	360	1.71	-
5710MHz Straddle 5.47-5.725GHz	Pass	PK	17.13882G	60.09	68.20	-8.11	3	Vertical	2	1.19	-
5710MHz Straddle 5.47-5.725GHz	Pass	AV	3.80666G	44.85	54.00	-9.15	3	Horizontal	35	2.83	-
5710MHz Straddle 5.47-5.725GHz	Pass	AV	11.4248G	41.58	54.00	-12.42	3	Horizontal	69	1.49	-
5710MHz Straddle 5.47-5.725GHz	Pass	PK	3.80669G	47.68	74.00	-26.32	3	Horizontal	35	2.83	-
5710MHz Straddle 5.47-5.725GHz	Pass	PK	11.43038G	54.82	74.00	-19.18	3	Horizontal	69	1.49	-
5710MHz Straddle 5.47-5.725GHz	Pass	PK	17.1393G	63.94	68.20	-4.26	3	Horizontal	32	1.48	-
5755MHz	Pass	AV	5.7538G	89.73	Inf	-Inf	3	Vertical	51	2.91	-
5755MHz	Pass	PK	5.6458G	56.41	68.20	-11.79	3	Vertical	51	2.91	-
5755MHz	Pass	PK	5.767G	100.97	Inf	-Inf	3	Vertical	51	2.91	-
5755MHz	Pass	PK	5.9314G	56.98	68.20	-11.22	3	Vertical	51	2.91	-

Remark :

Level (dBuV/m) = Raw(Read Level) + AF(Antenna Factor) + CL(Cable Loss) - PA(Preamp Factor)

Mode	Result	Type	Freq (Hz)	Level (dBuV/m)	Limit (dBuV/m)	Margin (dB)	Dist (m)	Condition	Azimuth (°)	Height (m)	Comments
5755MHz	Pass	AV	5.7538G	106.57	Inf	-Inf	3	Horizontal	12	1.88	-
5755MHz	Pass	PK	5.6446G	67.44	68.20	-0.76	3	Horizontal	12	1.88	-
5755MHz	Pass	PK	5.7514G	118.20	Inf	-Inf	3	Horizontal	12	1.88	-
5755MHz	Pass	PK	5.9446G	61.64	68.20	-6.56	3	Horizontal	12	1.88	-
5755MHz	Pass	AV	3.8367G	47.62	54.00	-6.38	3	Vertical	352	1.01	-
5755MHz	Pass	AV	11.52398G	46.62	54.00	-7.38	3	Vertical	349	1.64	-
5755MHz	Pass	PK	3.83669G	49.93	74.00	-24.07	3	Vertical	352	1.01	-
5755MHz	Pass	PK	11.50868G	60.18	74.00	-13.82	3	Vertical	349	1.64	-
5755MHz	Pass	PK	17.25702G	59.07	68.20	-9.13	3	Vertical	0	1.48	-
5755MHz	Pass	AV	3.83668G	43.60	54.00	-10.40	3	Horizontal	1	1.00	-
5755MHz	Pass	AV	11.50832G	44.18	54.00	-9.82	3	Horizontal	68	1.48	-
5755MHz	Pass	PK	3.83663G	47.01	74.00	-26.99	3	Horizontal	1	1.00	-
5755MHz	Pass	PK	11.5088G	58.04	74.00	-15.96	3	Horizontal	68	1.48	-
5755MHz	Pass	PK	17.25414G	61.30	68.20	-6.90	3	Horizontal	32	1.56	-
5795MHz	Pass	AV	5.7914G	88.40	Inf	-Inf	3	Vertical	72	3.00	-
5795MHz	Pass	PK	5.5286G	56.62	68.20	-11.58	3	Vertical	72	3.00	-
5795MHz	Pass	PK	5.801G	99.57	Inf	-Inf	3	Vertical	72	3.00	-
5795MHz	Pass	PK	5.9558G	56.08	68.20	-12.12	3	Vertical	72	3.00	-
5795MHz	Pass	AV	5.7914G	106.65	Inf	-Inf	3	Horizontal	10	2.23	-
5795MHz	Pass	PK	5.6498G	64.43	68.20	-3.77	3	Horizontal	10	2.23	-
5795MHz	Pass	PK	5.7842G	117.63	Inf	-Inf	3	Horizontal	10	2.23	-
5795MHz	Pass	PK	5.9306G	67.61	68.20	-0.59	3	Horizontal	10	2.23	-
5795MHz	Pass	AV	3.86332G	47.28	54.00	-6.72	3	Vertical	331	1.48	-
5795MHz	Pass	AV	11.59504G	48.78	54.00	-5.22	3	Vertical	6	1.00	-
5795MHz	Pass	PK	3.86332G	49.55	74.00	-24.45	3	Vertical	331	1.48	-
5795MHz	Pass	PK	11.58742G	62.01	74.00	-11.99	3	Vertical	6	1.00	-
5795MHz	Pass	PK	17.37708G	59.97	68.20	-8.23	3	Vertical	1	1.49	-
5795MHz	Pass	AV	3.86334G	44.14	54.00	-9.86	3	Horizontal	328	1.00	-
5795MHz	Pass	AV	11.59534G	47.32	54.00	-6.68	3	Horizontal	67	1.40	-
5795MHz	Pass	PK	3.86331G	47.13	74.00	-26.87	3	Horizontal	328	1.00	-
5795MHz	Pass	PK	11.58874G	61.12	74.00	-12.88	3	Horizontal	67	1.40	-
5795MHz	Pass	PK	17.39448G	59.95	68.20	-8.25	3	Horizontal	304	1.48	-
802.11ax HEW80_Nss2,(MCS0)_2TX	-	-	-	-	-	-	-	-	-	-	-
5210MHz	Pass	AV	5.141G	46.35	54.00	-7.65	3	Vertical	297	2.87	-
5210MHz	Pass	AV	5.202G	86.24	Inf	-Inf	3	Vertical	297	2.87	-
5210MHz	Pass	AV	5.372G	45.44	54.00	-8.56	3	Vertical	297	2.87	-
5210MHz	Pass	PK	5.141G	56.96	74.00	-17.04	3	Vertical	297	2.87	-
5210MHz	Pass	PK	5.202G	97.50	Inf	-Inf	3	Vertical	297	2.87	-
5210MHz	Pass	PK	5.436G	55.56	74.00	-18.44	3	Vertical	297	2.87	-
5210MHz	Pass	AV	5.148G	53.83	54.00	-0.17	3	Horizontal	5	1.45	-
5210MHz	Pass	AV	5.204G	97.79	Inf	-Inf	3	Horizontal	5	1.45	-
5210MHz	Pass	AV	5.367G	48.84	54.00	-5.16	3	Horizontal	5	1.45	-
5210MHz	Pass	PK	5.148G	65.50	74.00	-8.50	3	Horizontal	5	1.45	-
5210MHz	Pass	PK	5.23G	108.57	Inf	-Inf	3	Horizontal	5	1.45	-
5210MHz	Pass	PK	5.36G	59.63	74.00	-14.37	3	Horizontal	5	1.45	-
5210MHz	Pass	AV	15.62112G	40.53	54.00	-13.47	3	Vertical	58	2.05	-
5210MHz	Pass	PK	3.4733G	45.02	68.20	-23.18	3	Vertical	24	1.00	-
5210MHz	Pass	PK	10.41214G	51.25	68.20	-16.95	3	Vertical	310	1.50	-
5210MHz	Pass	PK	15.63072G	51.40	74.00	-22.60	3	Vertical	58	2.05	-

Remark :

Level (dBuV/m) = Raw(Read Level) + AF(Antenna Factor) + CL(Cable Loss) - PA(Preamp Factor)

Mode	Result	Type	Freq (Hz)	Level (dBuV/m)	Limit (dBuV/m)	Margin (dB)	Dist (m)	Condition	Azimuth (°)	Height (m)	Comments
5210MHz	Pass	AV	15.62448G	40.83	54.00	-13.17	3	Horizontal	227	2.44	-
5210MHz	Pass	PK	3.47331G	41.69	68.20	-26.51	3	Horizontal	318	1.49	-
5210MHz	Pass	PK	10.42588G	51.84	68.20	-16.36	3	Horizontal	55	2.04	-
5210MHz	Pass	PK	15.63942G	51.56	74.00	-22.44	3	Horizontal	227	2.44	-
5290MHz	Pass	AV	5.129G	45.21	54.00	-8.79	3	Vertical	300	2.81	-
5290MHz	Pass	AV	5.278G	86.23	Inf	-Inf	3	Vertical	300	2.81	-
5290MHz	Pass	AV	5.364G	45.98	54.00	-8.02	3	Vertical	300	2.81	-
5290MHz	Pass	PK	5.099G	55.32	74.00	-18.68	3	Vertical	300	2.81	-
5290MHz	Pass	PK	5.262G	96.54	Inf	-Inf	3	Vertical	300	2.81	-
5290MHz	Pass	PK	5.526G	55.76	68.20	-12.44	3	Vertical	300	2.81	-
5290MHz	Pass	AV	5.147G	48.73	54.00	-5.27	3	Horizontal	0	1.00	-
5290MHz	Pass	AV	5.307G	99.22	Inf	-Inf	3	Horizontal	0	1.00	-
5290MHz	Pass	AV	5.367G	53.60	54.00	-0.40	3	Horizontal	0	1.00	-
5290MHz	Pass	PK	5.14G	59.05	74.00	-14.95	3	Horizontal	0	1.00	-
5290MHz	Pass	PK	5.302G	109.75	Inf	-Inf	3	Horizontal	0	1.00	-
5290MHz	Pass	PK	5.35G	69.46	74.00	-4.54	3	Horizontal	0	1.00	-
5290MHz	Pass	AV	3.52665G	45.69	54.00	-8.31	3	Vertical	25	1.03	-
5290MHz	Pass	AV	15.87186G	38.67	54.00	-15.33	3	Vertical	219	1.49	-
5290MHz	Pass	PK	3.52671G	47.54	74.00	-26.46	3	Vertical	25	1.03	-
5290MHz	Pass	PK	10.59074G	50.32	68.20	-17.88	3	Vertical	322	1.48	-
5290MHz	Pass	PK	15.88452G	49.76	74.00	-24.24	3	Vertical	219	1.49	-
5290MHz	Pass	AV	3.52665G	39.80	54.00	-14.20	3	Horizontal	12	1.09	-
5290MHz	Pass	AV	15.86232G	38.83	54.00	-15.17	3	Horizontal	5	1.48	-
5290MHz	Pass	PK	3.52664G	43.68	74.00	-30.32	3	Horizontal	12	1.09	-
5290MHz	Pass	PK	10.58204G	49.75	68.20	-18.45	3	Horizontal	35	1.49	-
5290MHz	Pass	PK	15.86952G	49.57	74.00	-24.43	3	Horizontal	5	1.48	-
5530MHz	Pass	AV	5.453G	46.65	54.00	-7.35	3	Vertical	338	3.00	-
5530MHz	Pass	AV	5.543G	87.17	Inf	-Inf	3	Vertical	338	3.00	-
5530MHz	Pass	PK	5.469G	56.62	68.20	-11.58	3	Vertical	338	3.00	-
5530MHz	Pass	PK	5.547G	97.14	Inf	-Inf	3	Vertical	338	3.00	-
5530MHz	Pass	PK	5.762G	56.34	68.20	-11.86	3	Vertical	338	3.00	-
5530MHz	Pass	AV	5.455G	53.95	54.00	-0.05	3	Horizontal	357	1.48	-
5530MHz	Pass	AV	5.523G	99.01	Inf	-Inf	3	Horizontal	357	1.48	-
5530MHz	Pass	PK	5.464G	68.00	68.20	-0.20	3	Horizontal	357	1.48	-
5530MHz	Pass	PK	5.522G	109.91	Inf	-Inf	3	Horizontal	357	1.48	-
5530MHz	Pass	PK	5.751G	57.69	68.20	-10.51	3	Horizontal	357	1.48	-
5530MHz	Pass	AV	11.06966G	41.29	54.00	-12.71	3	Vertical	0	2.07	-
5530MHz	Pass	PK	3.14258G	37.74	68.20	-30.46	3	Vertical	326	1.00	-
5530MHz	Pass	PK	11.07392G	51.63	74.00	-22.37	3	Vertical	0	2.07	-
5530MHz	Pass	PK	16.59906G	52.28	68.20	-15.92	3	Vertical	66	1.48	-
5530MHz	Pass	AV	11.06864G	39.48	54.00	-14.52	3	Horizontal	308	1.99	-
5530MHz	Pass	PK	3.14249G	38.42	68.20	-29.78	3	Horizontal	334	1.49	-
5530MHz	Pass	PK	11.05412G	50.53	74.00	-23.47	3	Horizontal	308	1.99	-
5530MHz	Pass	PK	16.5834G	52.02	68.20	-16.18	3	Horizontal	93	1.49	-
5610MHz	Pass	AV	5.458G	45.54	54.00	-8.46	3	Vertical	348	2.67	-
5610MHz	Pass	AV	5.596G	89.97	Inf	-Inf	3	Vertical	348	2.67	-
5610MHz	Pass	PK	5.462G	55.35	68.20	-12.85	3	Vertical	348	2.67	-
5610MHz	Pass	PK	5.587G	102.02	Inf	-Inf	3	Vertical	348	2.67	-
5610MHz	Pass	PK	5.816G	56.80	68.20	-11.40	3	Vertical	348	2.67	-

Remark :

Level (dBuV/m) = Raw(Read Level) + AF(Antenna Factor) + CL(Cable Loss) - PA(Preamp Factor)

Mode	Result	Type	Freq (Hz)	Level (dBuV/m)	Limit (dBuV/m)	Margin (dB)	Dist (m)	Condition	Azimuth (°)	Height (m)	Comments
5610MHz	Pass	AV	5.457G	52.74	54.00	-1.26	3	Horizontal	15	2.13	-
5610MHz	Pass	AV	5.624G	102.51	Inf	-Inf	3	Horizontal	15	2.13	-
5610MHz	Pass	PK	5.464G	67.47	68.20	-0.73	3	Horizontal	15	2.13	-
5610MHz	Pass	PK	5.63G	113.50	Inf	-Inf	3	Horizontal	15	2.13	-
5610MHz	Pass	PK	5.736G	67.46	68.20	-0.74	3	Horizontal	15	2.13	-
5610MHz	Pass	AV	3.73999G	50.31	54.00	-3.69	3	Vertical	360	2.51	-
5610MHz	Pass	AV	11.2095G	47.16	54.00	-6.84	3	Vertical	360	1.88	-
5610MHz	Pass	PK	3.74004G	51.62	74.00	-22.38	3	Vertical	360	2.51	-
5610MHz	Pass	PK	11.23464G	56.99	74.00	-17.01	3	Vertical	360	1.88	-
5610MHz	Pass	PK	16.84278G	52.61	68.20	-15.59	3	Vertical	57	1.50	-
5610MHz	Pass	AV	3.74002G	43.09	54.00	-10.91	3	Horizontal	298	3.00	-
5610MHz	Pass	AV	11.20938G	42.18	54.00	-11.82	3	Horizontal	53	1.49	-
5610MHz	Pass	PK	3.74004G	45.87	74.00	-28.13	3	Horizontal	298	3.00	-
5610MHz	Pass	PK	11.21094G	52.33	74.00	-21.67	3	Horizontal	53	1.49	-
5610MHz	Pass	PK	16.81734G	52.22	68.20	-15.98	3	Horizontal	307	1.49	-
5690MHz Straddle 5.47-5.725GHz	Pass	AV	5.443G	45.33	54.00	-8.67	3	Vertical	57	3.00	-
5690MHz Straddle 5.47-5.725GHz	Pass	AV	5.675G	88.29	Inf	-Inf	3	Vertical	57	3.00	-
5690MHz Straddle 5.47-5.725GHz	Pass	PK	5.463G	55.34	68.20	-12.86	3	Vertical	57	3.00	-
5690MHz Straddle 5.47-5.725GHz	Pass	PK	5.675G	98.55	Inf	-Inf	3	Vertical	57	3.00	-
5690MHz Straddle 5.47-5.725GHz	Pass	PK	5.89G	56.54	68.20	-11.66	3	Vertical	57	3.00	-
5690MHz Straddle 5.47-5.725GHz	Pass	AV	5.46G	50.65	54.00	-3.35	3	Horizontal	15	1.66	-
5690MHz Straddle 5.47-5.725GHz	Pass	AV	5.679G	104.53	Inf	-Inf	3	Horizontal	15	1.66	-
5690MHz Straddle 5.47-5.725GHz	Pass	PK	5.466G	63.59	68.20	-4.61	3	Horizontal	15	1.66	-
5690MHz Straddle 5.47-5.725GHz	Pass	PK	5.682G	115.37	Inf	-Inf	3	Horizontal	15	1.66	-
5690MHz Straddle 5.47-5.725GHz	Pass	PK	5.852G	68.11	68.20	-0.09	3	Horizontal	15	1.66	-
5690MHz Straddle 5.47-5.725GHz	Pass	AV	3.79332G	48.07	54.00	-5.93	3	Vertical	353	1.61	-
5690MHz Straddle 5.47-5.725GHz	Pass	AV	11.39044G	45.74	54.00	-8.26	3	Vertical	0	1.75	-
5690MHz Straddle 5.47-5.725GHz	Pass	PK	3.79336G	49.67	74.00	-24.33	3	Vertical	353	1.61	-
5690MHz Straddle 5.47-5.725GHz	Pass	PK	11.39476G	56.05	74.00	-17.95	3	Vertical	0	1.75	-
5690MHz Straddle 5.47-5.725GHz	Pass	PK	17.06418G	56.55	68.20	-11.65	3	Vertical	0	1.25	-
5690MHz Straddle 5.47-5.725GHz	Pass	AV	3.79332G	45.27	54.00	-8.73	3	Horizontal	33	2.85	-
5690MHz Straddle 5.47-5.725GHz	Pass	AV	11.38888G	42.39	54.00	-11.61	3	Horizontal	69	1.51	-
5690MHz Straddle 5.47-5.725GHz	Pass	PK	3.79338G	47.34	74.00	-26.66	3	Horizontal	33	2.85	-
5690MHz Straddle 5.47-5.725GHz	Pass	PK	11.38948G	52.80	74.00	-21.20	3	Horizontal	69	1.51	-
5690MHz Straddle 5.47-5.725GHz	Pass	PK	17.06406G	60.55	68.20	-7.65	3	Horizontal	34	1.50	-
5775MHz	Pass	AV	5.787G	83.02	Inf	-Inf	3	Vertical	79	2.91	-
5775MHz	Pass	PK	5.5878G	56.47	68.20	-11.73	3	Vertical	79	2.91	-
5775MHz	Pass	PK	5.7954G	94.22	Inf	-Inf	3	Vertical	79	2.91	-
5775MHz	Pass	PK	5.9262G	56.17	68.20	-12.03	3	Vertical	79	2.91	-
5775MHz	Pass	AV	5.7666G	101.83	Inf	-Inf	3	Horizontal	7	1.61	-
5775MHz	Pass	PK	5.649G	68.10	68.20	-0.10	3	Horizontal	7	1.61	-
5775MHz	Pass	PK	5.7666G	112.88	Inf	-Inf	3	Horizontal	7	1.61	-
5775MHz	Pass	PK	5.9382G	66.16	68.20	-2.04	3	Horizontal	7	1.61	-
5775MHz	Pass	AV	3.85002G	47.46	54.00	-6.54	3	Vertical	332	1.28	-
5775MHz	Pass	AV	11.5605G	50.48	54.00	-3.52	3	Vertical	337	2.62	-
5775MHz	Pass	PK	3.84998G	49.36	74.00	-24.64	3	Vertical	332	1.28	-
5775MHz	Pass	PK	11.56488G	59.31	74.00	-14.69	3	Vertical	337	2.62	-
5775MHz	Pass	PK	17.33952G	56.19	68.20	-12.01	3	Vertical	5	1.49	-
5775MHz	Pass	AV	3.84997G	43.87	54.00	-10.13	3	Horizontal	0	1.00	-

Remark :

Level (dBuV/m) = Raw(Read Level) + AF(Antenna Factor) + CL(Cable Loss) - PA(Preamp Factor)

Mode	Result	Type	Freq (Hz)	Level (dBuV/m)	Limit (dBuV/m)	Margin (dB)	Dist (m)	Condition	Azimuth (°)	Height (m)	Comments
5775MHz	Pass	AV	11.55924G	46.22	54.00	-7.78	3	Horizontal	71	1.49	-
5775MHz	Pass	PK	3.84988G	46.97	74.00	-27.03	3	Horizontal	0	1.00	-
5775MHz	Pass	PK	11.56428G	56.49	74.00	-17.51	3	Horizontal	71	1.49	-
5775MHz	Pass	PK	17.33148G	57.07	68.20	-11.13	3	Horizontal	24	1.32	-

802.11a_Nss1,(6Mbps)_2TX

5180MHz_TX

08/02/2020

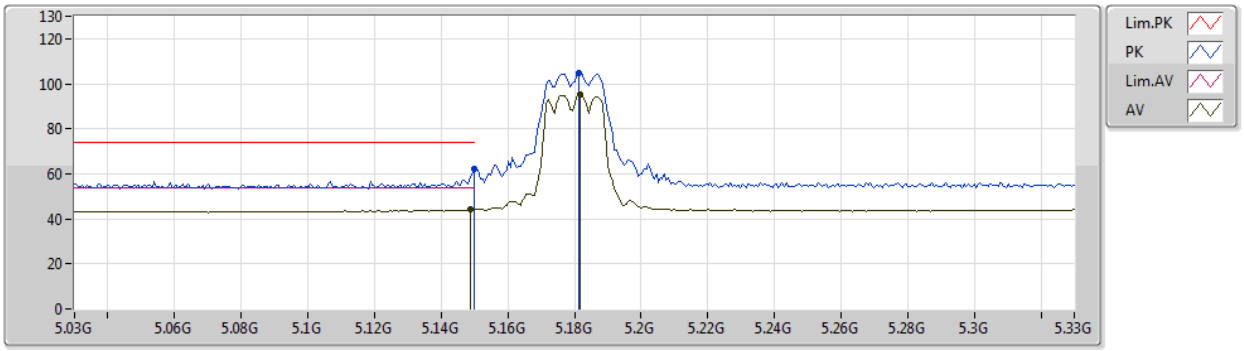

Type	Freq	Level	Limit	Margin	Factor	Dist	Condition	Azimuth	Height	Comment	Raw	AF	CL	PA
	(Hz)	(dBuV/m)	(dBuV/m)	(dB)	(dB)	(m)		(°)	(m)		(dBuV)	(dB)	(dB)	(dB)
AV	5.1488G	44.24	54.00	-9.76	4.96	3	Vertical	289	2.92	-	39.28	31.76	7.03	33.83
AV	5.1818G	95.08	Inf	-Inf	5.01	3	Vertical	289	2.92	-	90.07	31.77	7.08	33.84
PK	5.15G	62.42	74.00	-11.58	4.97	3	Vertical	289	2.92	-	57.45	31.76	7.04	33.83
PK	5.1812G	104.69	Inf	-Inf	5.01	3	Vertical	289	2.92	-	99.68	31.77	7.08	33.84

802.11a_Nss1,(6Mbps)_2TX

5180MHz_TX

08/02/2020

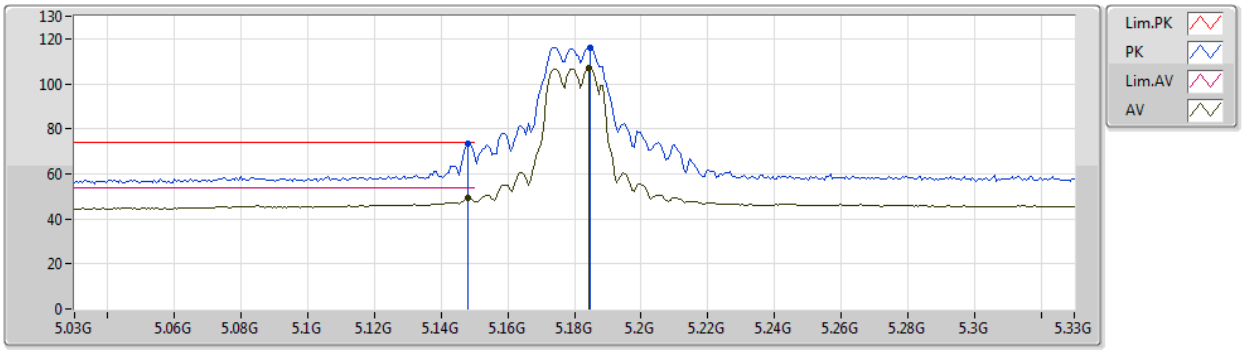

Type	Freq	Level	Limit	Margin	Factor	Dist	Condition	Azimuth	Height	Comment	Raw	AF	CL	PA
	(Hz)	(dBuV/m)	(dBuV/m)	(dB)	(dB)	(m)		(°)	(m)		(dBuV)	(dB)	(dB)	(dB)
AV	5.1482G	49.04	54.00	-4.96	4.96	3	Horizontal	354	1.49	-	44.08	31.76	7.03	33.83
AV	5.1842G	106.79	Inf	-Inf	5.00	3	Horizontal	354	1.49	-	101.79	31.77	7.08	33.85
PK	5.1482G	73.39	74.00	-0.61	4.96	3	Horizontal	354	1.49	-	68.43	31.76	7.03	33.83
PK	5.1848G	116.25	Inf	-Inf	5.00	3	Horizontal	354	1.49	-	111.25	31.77	7.08	33.85

802.11a_Nss1,(6Mbps)_2TX

5180MHz_TX

08/02/2020

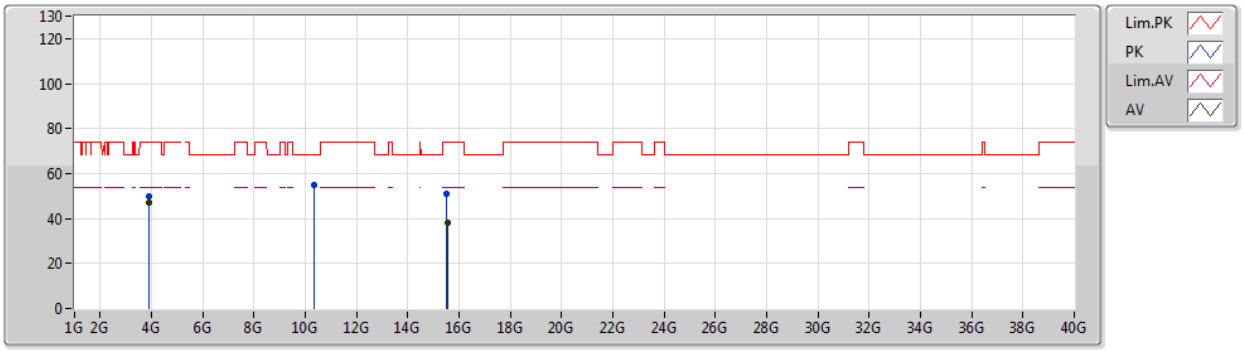

Type	Freq	Level	Limit	Margin	Factor	Dist	Condition	Azimuth	Height	Comment	Raw	AF	CL	PA
	(Hz)	(dBuV/m)	(dBuV/m)	(dB)	(dB)	(m)		(°)	(m)		(dBuV)	(dB)	(dB)	(dB)
AV	3.88499G	47.16	54.00	-6.84	-15.19	3	Vertical	326	1.21	-	62.35	29.49	6.54	51.22
AV	15.53724G	38.29	54.00	-15.71	-1.36	3	Vertical	360	1.72	-	39.65	38.81	12.81	52.98
PK	3.88499G	49.74	74.00	-24.26	-15.19	3	Vertical	326	1.21	-	64.93	29.49	6.54	51.22
PK	10.35868G	55.06	68.20	-13.14	-4.77	3	Vertical	348	2.87	-	59.83	39.37	10.33	54.47
PK	15.525G	51.06	74.00	-22.94	-1.32	3	Vertical	360	1.72	-	52.38	38.86	12.79	52.97

802.11a_Nss1,(6Mbps)_2TX

5180MHz_TX

08/02/2020

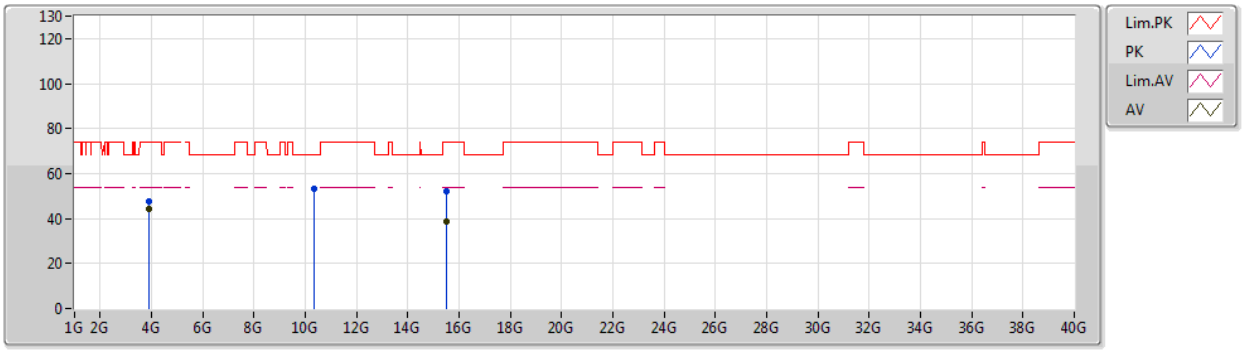

Type	Freq	Level	Limit	Margin	Factor	Dist	Condition	Azimuth	Height	Comment	Raw	AF	CL	PA
	(Hz)	(dBuV/m)	(dBuV/m)	(dB)	(dB)	(m)		(°)	(m)		(dBuV)	(dB)	(dB)	(dB)
AV	3.885G	44.22	54.00	-9.78	-15.19	3	Horizontal	320	1.00	-	59.41	29.49	6.54	51.22
AV	15.52878G	38.46	54.00	-15.54	-1.33	3	Horizontal	211	1.49	-	39.79	38.84	12.80	52.97
PK	3.88496G	47.36	74.00	-26.64	-15.19	3	Horizontal	320	1.00	-	62.55	29.49	6.54	51.22
PK	10.36264G	53.21	68.20	-14.99	-4.77	3	Horizontal	327	1.47	-	57.98	39.37	10.33	54.47
PK	15.53136G	51.98	74.00	-22.02	-1.35	3	Horizontal	211	1.49	-	53.33	38.83	12.80	52.98

802.11a_Nss1,(6Mbps)_2TX

5200MHz_TX

08/02/2020

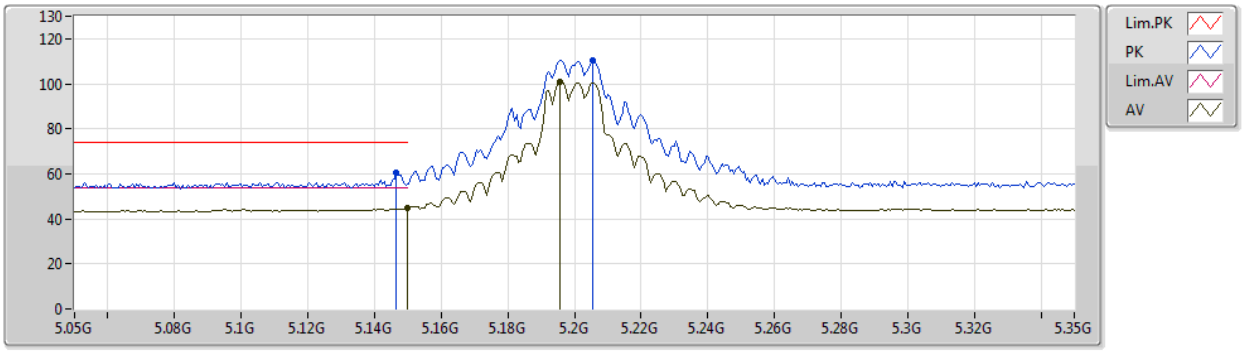

Type	Freq	Level	Limit	Margin	Factor	Dist	Condition	Azimuth	Height	Comment	Raw	AF	CL	PA
	(Hz)	(dBuV/m)	(dBuV/m)	(dB)	(dB)	(m)		(°)	(m)		(dBuV)	(dB)	(dB)	(dB)
AV	5.15G	44.58	54.00	-9.42	4.97	3	Vertical	291	2.72	-	39.61	31.76	7.04	33.83
AV	5.1958G	100.81	Inf	-Inf	5.02	3	Vertical	291	2.72	-	95.79	31.78	7.09	33.85
PK	5.1466G	60.25	74.00	-13.75	4.96	3	Vertical	291	2.72	-	55.29	31.76	7.03	33.83
PK	5.2054G	110.33	Inf	-Inf	5.04	3	Vertical	291	2.72	-	105.29	31.78	7.11	33.85

802.11a_Nss1,(6Mbps)_2TX

5200MHz_TX

08/02/2020

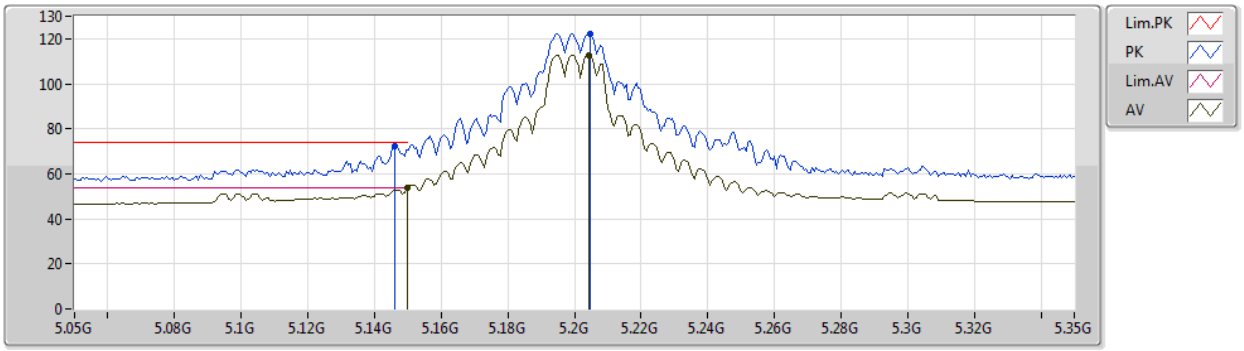

Type	Freq	Level	Limit	Margin	Factor	Dist	Condition	Azimuth	Height	Comment	Raw	AF	CL	PA
	(Hz)	(dBuV/m)	(dBuV/m)	(dB)	(dB)	(m)		(°)	(m)		(dBuV)	(dB)	(dB)	(dB)
AV	5.15G	53.76	54.00	-0.24	4.97	3	Horizontal	355	1.49	-	48.79	31.76	7.04	33.83
AV	5.2042G	112.84	Inf	-Inf	5.03	3	Horizontal	355	1.49	-	107.81	31.78	7.10	33.85
PK	5.146G	72.45	74.00	-1.55	4.96	3	Horizontal	355	1.49	-	67.49	31.76	7.03	33.83
PK	5.2048G	122.00	Inf	-Inf	5.04	3	Horizontal	355	1.49	-	116.96	31.78	7.11	33.85

802.11a_Nss1,(6Mbps)_2TX

5200MHz_TX

08/02/2020

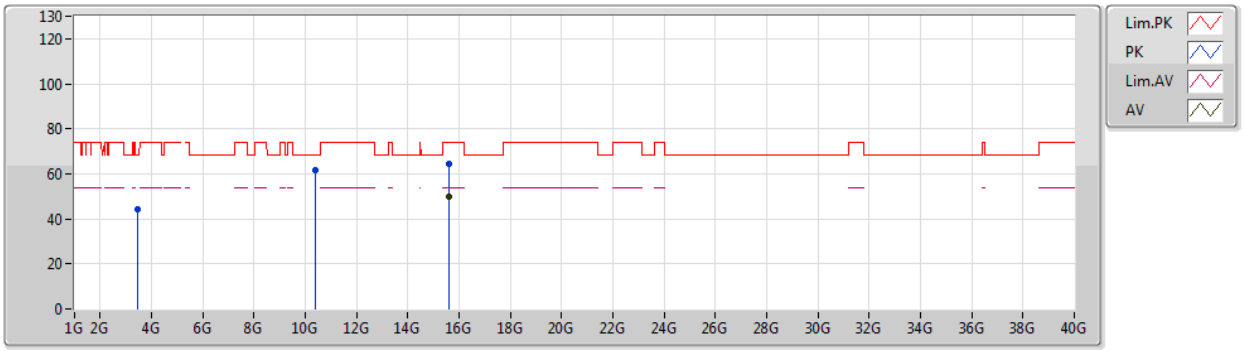

Type	Freq	Level	Limit	Margin	Factor	Dist	Condition	Azimuth	Height	Comment	Raw	AF	CL	PA
	(Hz)	(dBuV/m)	(dBuV/m)	(dB)	(dB)	(m)		(°)	(m)		(dBuV)	(dB)	(dB)	(dB)
AV	15.59946G	50.15	54.00	-3.85	-1.56	3	Vertical	340	1.00	-	51.71	38.58	12.91	53.05
PK	3.46666G	44.06	68.20	-24.14	-16.80	3	Vertical	16	1.55	-	60.86	28.78	5.65	51.23
PK	10.3979G	61.42	68.20	-6.78	-4.70	3	Vertical	350	3.00	-	66.12	39.42	10.33	54.45
PK	15.59454G	64.41	74.00	-9.59	-1.55	3	Vertical	340	1.00	-	65.96	38.60	12.90	53.05

802.11a_Nss1,(6Mbps)_2TX

5200MHz_TX

08/02/2020

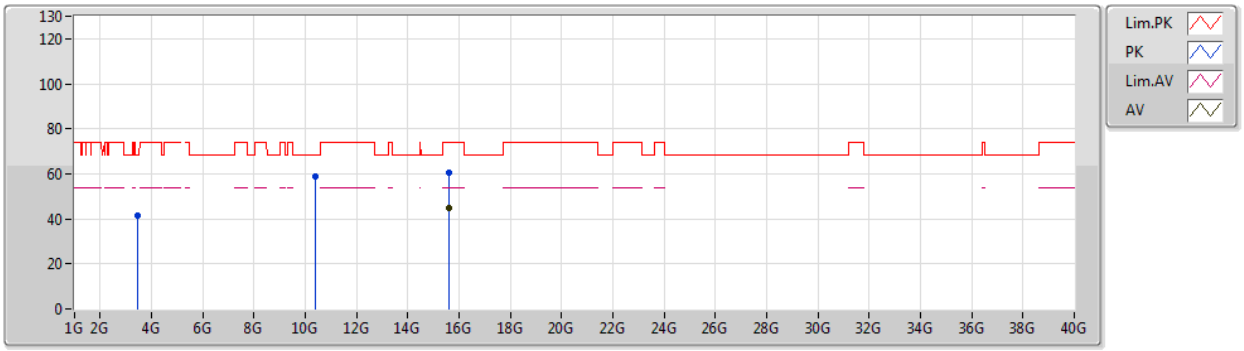

Type	Freq	Level	Limit	Margin	Factor	Dist	Condition	Azimuth	Height	Comment	Raw	AF	CL	PA
	(Hz)	(dBuV/m)	(dBuV/m)	(dB)	(dB)	(m)		(°)	(m)		(dBuV)	(dB)	(dB)	(dB)
AV	15.6012G	45.00	54.00	-9.00	-1.56	3	Horizontal	286	1.50	-	46.56	38.58	12.91	53.05
PK	3.46676G	41.21	68.20	-26.99	-16.80	3	Horizontal	324	1.53	-	58.01	28.78	5.65	51.23
PK	10.39772G	58.75	68.20	-9.45	-4.71	3	Horizontal	329	1.49	-	63.46	39.42	10.33	54.46
PK	15.6015G	60.35	74.00	-13.65	-1.57	3	Horizontal	286	1.50	-	61.92	38.57	12.91	53.05

802.11a_Nss1,(6Mbps)_2TX

5240MHz_TX

08/02/2020

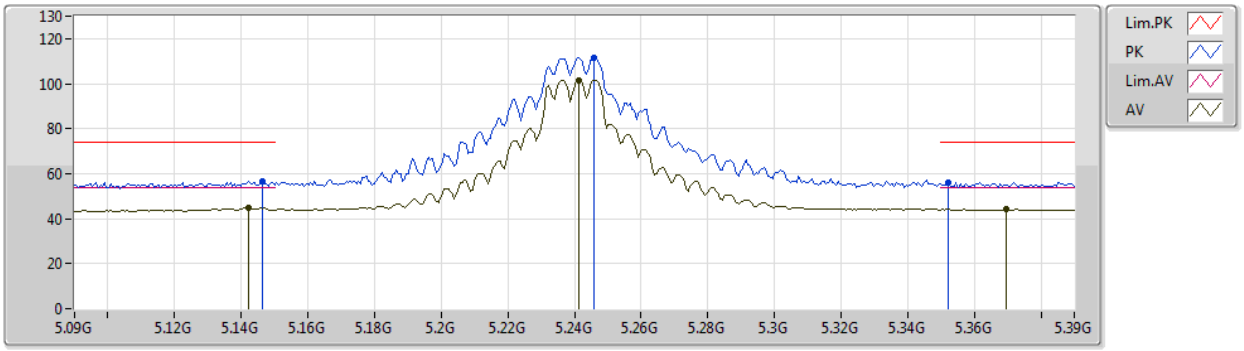

Type	Freq	Level	Limit	Margin	Factor	Dist	Condition	Azimuth	Height	Comment	Raw	AF	CL	PA
	(Hz)	(dBuV/m)	(dBuV/m)	(dB)	(dB)	(m)		(°)	(m)		(dBuV)	(dB)	(dB)	(dB)
AV	5.1422G	44.69	54.00	-9.31	4.96	3	Vertical	292	2.82	-	39.73	31.76	7.03	33.83
AV	5.2412G	101.66	Inf	-Inf	5.09	3	Vertical	292	2.82	-	96.57	31.80	7.15	33.86
AV	5.3696G	44.08	54.00	-9.92	5.27	3	Vertical	292	2.82	-	38.81	31.85	7.31	33.89
PK	5.1464G	56.77	74.00	-17.23	4.96	3	Vertical	292	2.82	-	51.81	31.76	7.03	33.83
PK	5.246G	111.39	Inf	-Inf	5.10	3	Vertical	292	2.82	-	106.29	31.80	7.16	33.86
PK	5.3522G	56.04	74.00	-17.96	5.24	3	Vertical	292	2.82	-	50.80	31.84	7.29	33.89

802.11a_Nss1,(6Mbps)_2TX

5240MHz_TX

08/02/2020

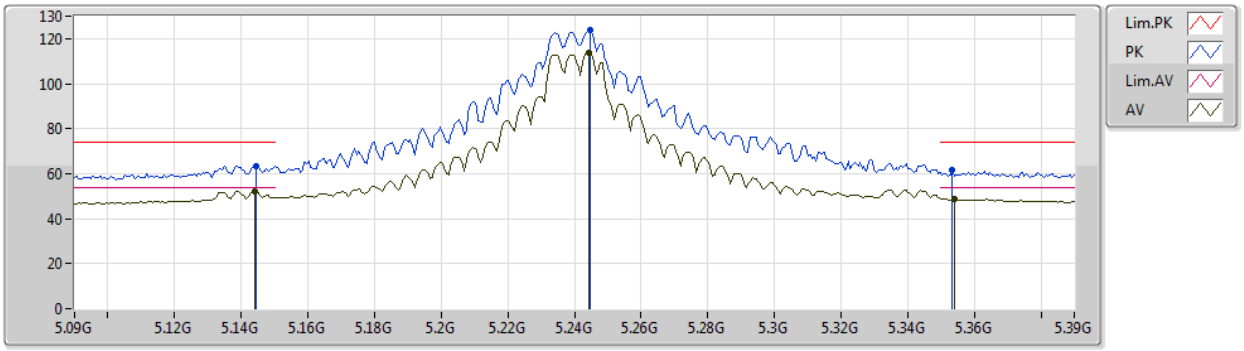

Type	Freq	Level	Limit	Margin	Factor	Dist	Condition	Azimuth	Height	Comment	Raw	AF	CL	PA
	(Hz)	(dBuV/m)	(dBuV/m)	(dB)	(dB)	(m)		(°)	(m)		(dBuV)	(dB)	(dB)	(dB)
AV	5.144G	52.30	54.00	-1.70	4.96	3	Horizontal	360	1.43	-	47.34	31.76	7.03	33.83
AV	5.2442G	113.84	Inf	-Inf	5.09	3	Horizontal	360	1.43	-	108.75	31.80	7.15	33.86
AV	5.354G	48.76	54.00	-5.24	5.24	3	Horizontal	360	1.43	-	43.52	31.84	7.29	33.89
PK	5.1446G	63.57	74.00	-10.43	4.96	3	Horizontal	360	1.43	-	58.61	31.76	7.03	33.83
PK	5.2448G	123.67	Inf	-Inf	5.10	3	Horizontal	360	1.43	-	118.57	31.80	7.16	33.86
PK	5.3534G	61.44	74.00	-12.56	5.24	3	Horizontal	360	1.43	-	56.20	31.84	7.29	33.89

802.11a_Nss1,(6Mbps)_2TX

5240MHz_TX

08/02/2020

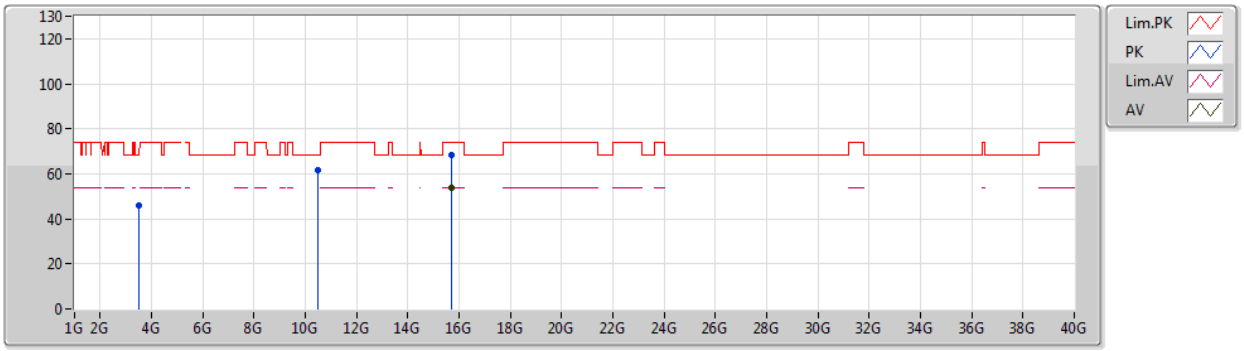

Type	Freq	Level	Limit	Margin	Factor	Dist	Condition	Azimuth	Height	Comment	Raw	AF	CL	PA
	(Hz)	(dBuV/m)	(dBuV/m)	(dB)	(dB)	(m)		(°)	(m)		(dBuV)	(dB)	(dB)	(dB)
AV	15.71988G	53.76	54.00	-0.24	-1.95	3	Vertical	342	1.00	-	55.71	38.14	13.10	53.19
PK	3.4933G	45.72	68.20	-22.48	-16.78	3	Vertical	15	1.06	-	62.50	28.80	5.66	51.24
PK	10.47778G	61.79	68.20	-6.41	-4.55	3	Vertical	343	1.79	-	66.34	39.52	10.35	54.42
PK	15.71952G	68.10	74.00	-5.90	-1.95	3	Vertical	342	1.00	-	70.05	38.14	13.10	53.19

802.11a_Nss1,(6Mbps)_2TX

5240MHz_TX

08/02/2020

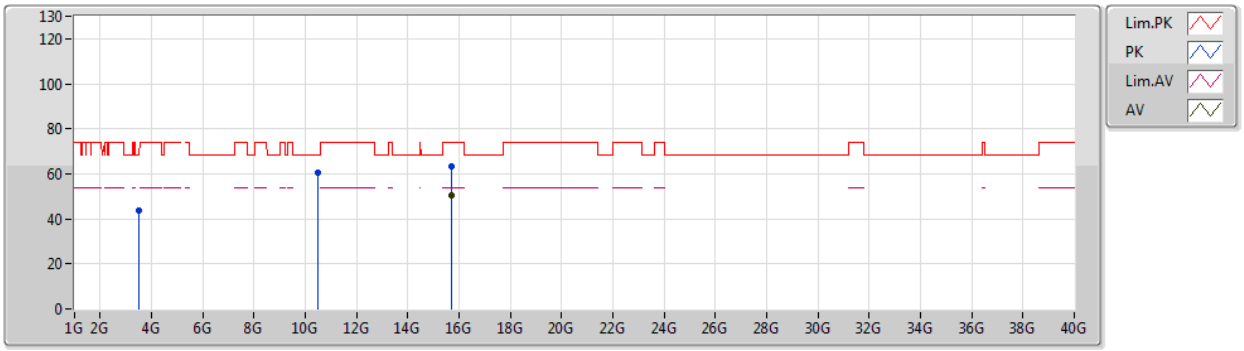

Type	Freq	Level	Limit	Margin	Factor	Dist	Condition	Azimuth	Height	Comment	Raw	AF	CL	PA
	(Hz)	(dBuV/m)	(dBuV/m)	(dB)	(dB)	(m)		(°)	(m)		(dBuV)	(dB)	(dB)	(dB)
AV	15.7215G	50.34	54.00	-3.66	-1.96	3	Horizontal	300	1.39	-	52.30	38.13	13.10	53.19
PK	3.4933G	43.55	68.20	-24.65	-16.78	3	Horizontal	302	2.85	-	60.33	28.80	5.66	51.24
PK	10.47778G	60.26	68.20	-7.94	-4.55	3	Horizontal	328	1.54	-	64.81	39.52	10.35	54.42
PK	15.72126G	63.54	74.00	-10.46	-1.96	3	Horizontal	300	1.39	-	65.50	38.13	13.10	53.19

802.11a_Nss1,(6Mbps)_2TX

5260MHz_TX

08/02/2020

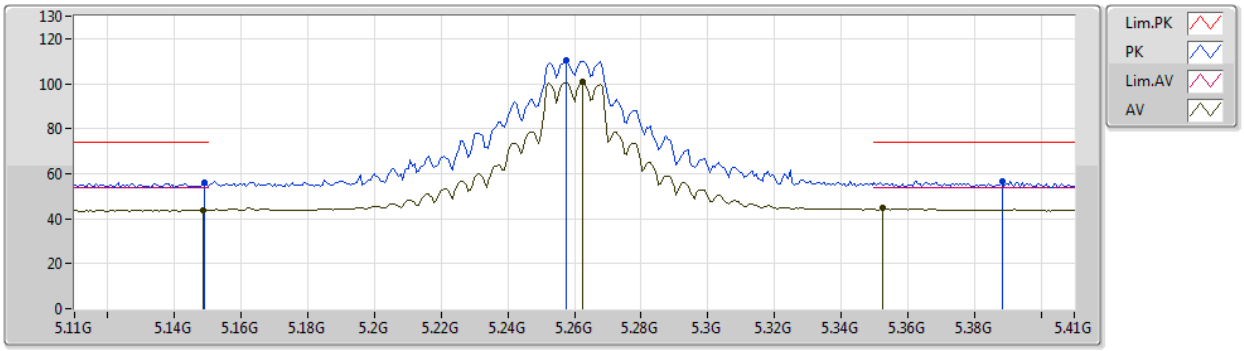

Type	Freq	Level	Limit	Margin	Factor	Dist	Condition	Azimuth	Height	Comment	Raw	AF	CL	PA
	(Hz)	(dBuV/m)	(dBuV/m)	(dB)	(dB)	(m)		(°)	(m)		(dBuV)	(dB)	(dB)	(dB)
AV	5.1484G	43.82	54.00	-10.18	4.96	3	Vertical	291	3.00	-	38.86	31.76	7.03	33.83
AV	5.2624G	100.62	Inf	-Inf	5.12	3	Vertical	291	3.00	-	95.50	31.80	7.18	33.86
AV	5.3524G	44.57	54.00	-9.43	5.24	3	Vertical	291	3.00	-	39.33	31.84	7.29	33.89
PK	5.149G	56.25	74.00	-17.75	4.97	3	Vertical	291	3.00	-	51.28	31.76	7.04	33.83
PK	5.2576G	110.45	Inf	-Inf	5.11	3	Vertical	291	3.00	-	105.34	31.80	7.17	33.86
PK	5.3884G	56.45	74.00	-17.55	5.30	3	Vertical	291	3.00	-	51.15	31.86	7.34	33.90

802.11a_Nss1,(6Mbps)_2TX

5260MHz_TX

08/02/2020

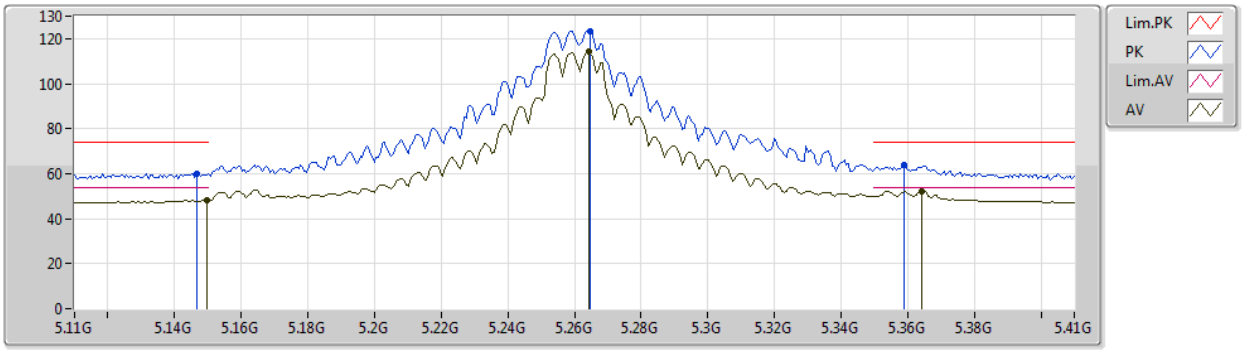

Type	Freq	Level	Limit	Margin	Factor	Dist	Condition	Azimuth	Height	Comment	Raw	AF	CL	PA
	(Hz)	(dBuV/m)	(dBuV/m)	(dB)	(dB)	(m)		(°)	(m)		(dBuV)	(dB)	(dB)	(dB)
AV	5.1496G	48.20	54.00	-5.80	4.97	3	Horizontal	353	1.41	-	43.23	31.76	7.04	33.83
AV	5.2642G	114.05	Inf	-Inf	5.13	3	Horizontal	353	1.41	-	108.92	31.81	7.18	33.86
AV	5.3644G	52.36	54.00	-1.64	5.27	3	Horizontal	353	1.41	-	47.09	31.85	7.31	33.89
PK	5.1466G	60.11	74.00	-13.89	4.96	3	Horizontal	353	1.41	-	55.15	31.76	7.03	33.83
PK	5.2648G	123.40	Inf	-Inf	5.13	3	Horizontal	353	1.41	-	118.27	31.81	7.18	33.86
PK	5.359G	63.63	74.00	-10.37	5.25	3	Horizontal	353	1.41	-	58.38	31.84	7.30	33.89

802.11a_Nss1,(6Mbps)_2TX

5260MHz_TX

08/02/2020

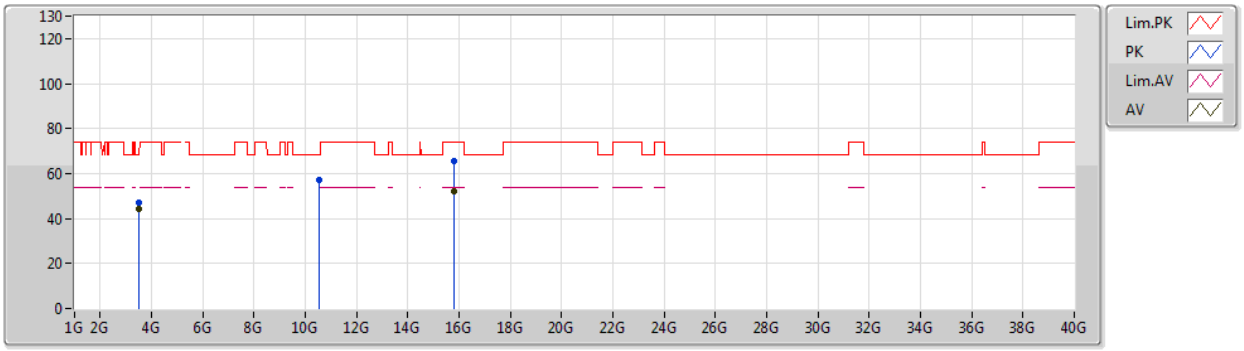

Type	Freq	Level	Limit	Margin	Factor	Dist	Condition	Azimuth	Height	Comment	Raw	AF	CL	PA
	(Hz)	(dBuV/m)	(dBuV/m)	(dB)	(dB)	(m)		(°)	(m)		(dBuV)	(dB)	(dB)	(dB)
AV	3.50665G	44.51	54.00	-9.49	-16.75	3	Vertical	20	1.10	-	61.26	28.81	5.68	51.24
AV	15.78042G	52.01	54.00	-1.99	-2.15	3	Vertical	343	1.44	-	54.16	37.91	13.19	53.25
PK	3.50679G	47.17	74.00	-26.83	-16.75	3	Vertical	20	1.10	-	63.92	28.81	5.68	51.24
PK	10.51778G	57.14	68.20	-11.06	-4.48	3	Vertical	353	1.91	-	61.62	39.57	10.36	54.41
PK	15.78048G	65.79	74.00	-8.21	-2.15	3	Vertical	343	1.44	-	67.94	37.91	13.19	53.25

802.11a_Nss1,(6Mbps)_2TX

5260MHz_TX

08/02/2020

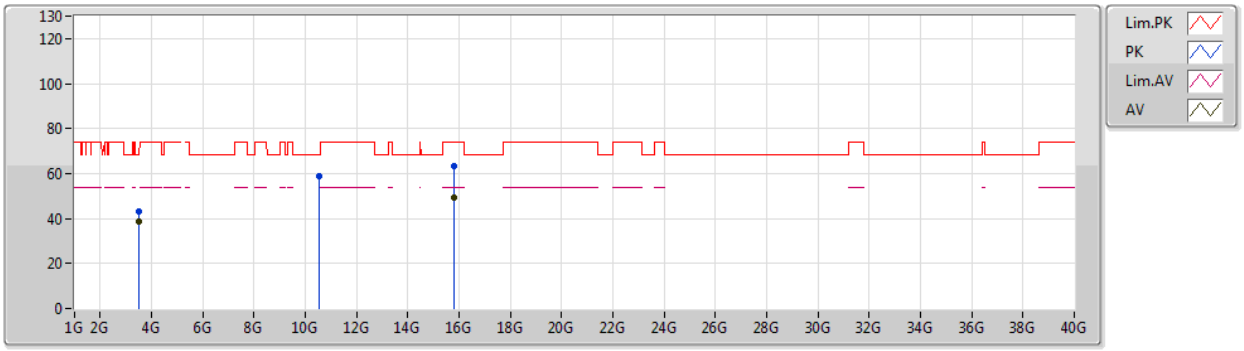

Type	Freq	Level	Limit	Margin	Factor	Dist	Condition	Azimuth	Height	Comment	Raw	AF	CL	PA
	(Hz)	(dBuV/m)	(dBuV/m)	(dB)	(dB)	(m)		(°)	(m)		(dBuV)	(dB)	(dB)	(dB)
AV	3.50664G	38.64	54.00	-15.36	-16.75	3	Horizontal	4	1.00	-	55.39	28.81	5.68	51.24
AV	15.78156G	49.40	54.00	-4.60	-2.16	3	Horizontal	300	1.41	-	51.56	37.91	13.19	53.26
PK	3.50659G	42.94	74.00	-31.06	-16.75	3	Horizontal	4	1.00	-	59.69	28.81	5.68	51.24
PK	10.5176G	58.89	68.20	-9.31	-4.48	3	Horizontal	326	1.58	-	63.37	39.57	10.36	54.41
PK	15.78174G	63.56	74.00	-10.44	-2.16	3	Horizontal	300	1.41	-	65.72	37.91	13.19	53.26

802.11a_Nss1,(6Mbps)_2TX

5300MHz_TX

08/02/2020

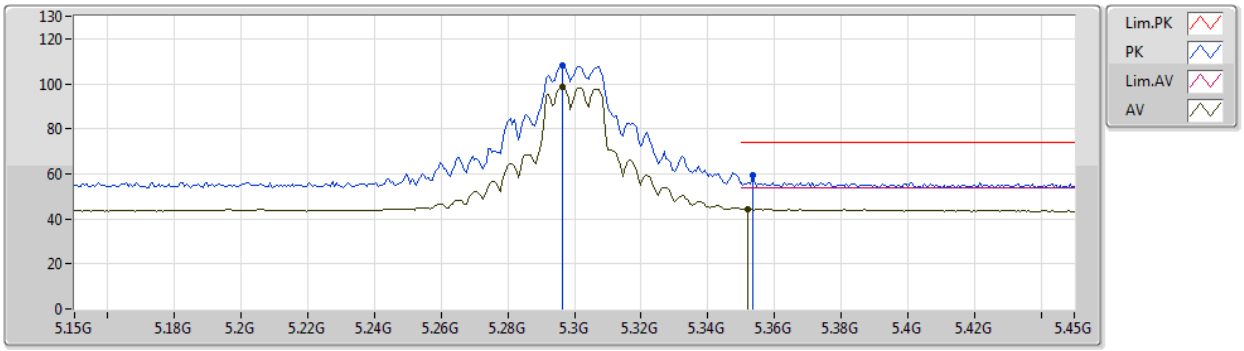

Type	Freq	Level	Limit	Margin	Factor	Dist	Condition	Azimuth	Height	Comment	Raw	AF	CL	PA
	(Hz)	(dBuV/m)	(dBuV/m)	(dB)	(dB)	(m)		(°)	(m)		(dBuV)	(dB)	(dB)	(dB)
AV	5.2964G	98.54	Inf	-Inf	5.17	3	Vertical	295	2.79	-	93.37	31.82	7.22	33.87
AV	5.3522G	44.34	54.00	-9.66	5.24	3	Vertical	295	2.79	-	39.10	31.84	7.29	33.89
PK	5.2964G	107.91	Inf	-Inf	5.17	3	Vertical	295	2.79	-	102.74	31.82	7.22	33.87
PK	5.3534G	59.22	74.00	-14.78	5.24	3	Vertical	295	2.79	-	53.98	31.84	7.29	33.89

802.11a_Nss1,(6Mbps)_2TX

5300MHz_TX

08/02/2020

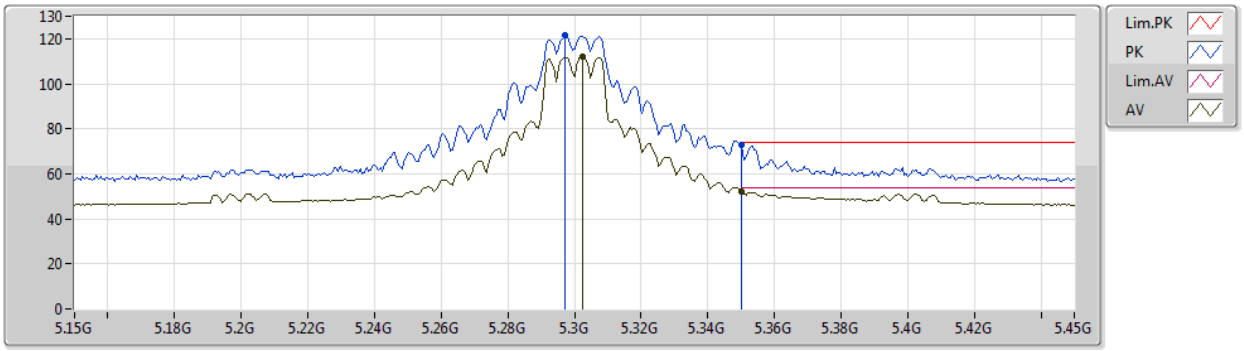

Type	Freq	Level	Limit	Margin	Factor	Dist	Condition	Azimuth	Height	Comment	Raw	AF	CL	PA
	(Hz)	(dBuV/m)	(dBuV/m)	(dB)	(dB)	(m)		(°)	(m)		(dBuV)	(dB)	(dB)	(dB)
AV	5.3024G	112.11	Inf	-Inf	5.18	3	Horizontal	357	1.06	-	106.93	31.82	7.23	33.87
AV	5.35G	52.31	54.00	-1.69	5.24	3	Horizontal	357	1.06	-	47.07	31.84	7.29	33.89
PK	5.297G	121.45	Inf	-Inf	5.17	3	Horizontal	357	1.06	-	116.28	31.82	7.22	33.87
PK	5.35G	72.58	74.00	-1.42	5.24	3	Horizontal	357	1.06	-	67.34	31.84	7.29	33.89

802.11a_Nss1,(6Mbps)_2TX

5300MHz_TX

08/02/2020

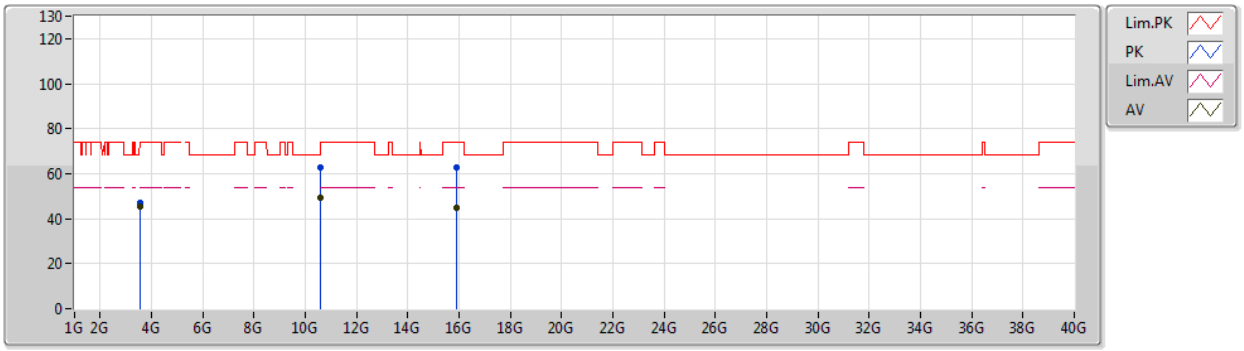

Type	Freq	Level	Limit	Margin	Factor	Dist	Condition	Azimuth	Height	Comment	Raw	AF	CL	PA
	(Hz)	(dBuV/m)	(dBuV/m)	(dB)	(dB)	(m)		(°)	(m)		(dBuV)	(dB)	(dB)	(dB)
AV	3.53334G	45.32	54.00	-8.68	-16.64	3	Vertical	16	1.50	-	61.96	28.86	5.74	51.24
AV	10.60062G	49.39	54.00	-4.61	-4.38	3	Vertical	5	2.13	-	53.77	39.68	10.37	54.43
AV	15.90092G	44.98	54.00	-9.02	-2.54	3	Vertical	307	1.63	-	47.52	37.47	13.38	53.39
PK	3.53334G	47.34	74.00	-26.66	-16.64	3	Vertical	16	1.50	-	63.98	28.86	5.74	51.24
PK	10.60102G	62.70	74.00	-11.30	-4.38	3	Vertical	5	2.13	-	67.08	39.68	10.37	54.43
PK	15.90156G	62.56	74.00	-11.44	-2.55	3	Vertical	307	1.63	-	65.11	37.46	13.38	53.39

802.11a_Nss1,(6Mbps)_2TX

5300MHz_TX

08/02/2020

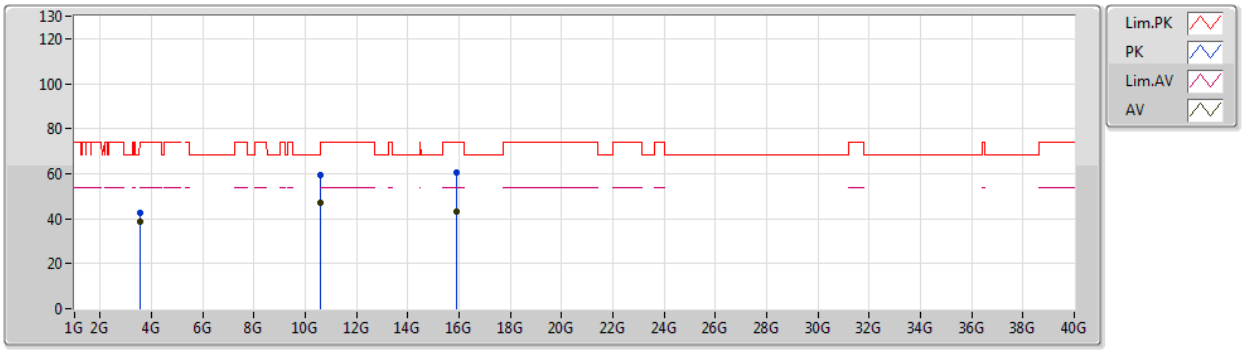

Type	Freq	Level	Limit	Margin	Factor	Dist	Condition	Azimuth	Height	Comment	Raw	AF	CL	PA
	(Hz)	(dBuV/m)	(dBuV/m)	(dB)	(dB)	(m)		(°)	(m)		(dBuV)	(dB)	(dB)	(dB)
AV	3.53332G	38.75	54.00	-15.25	-16.64	3	Horizontal	6	1.00	-	55.39	28.86	5.74	51.24
AV	10.60078G	47.18	54.00	-6.82	-4.38	3	Horizontal	16	2.08	-	51.56	39.68	10.37	54.43
AV	15.90006G	43.36	54.00	-10.64	-2.54	3	Horizontal	301	1.38	-	45.90	37.47	13.38	53.39
PK	3.53339G	42.78	74.00	-31.22	-16.64	3	Horizontal	6	1.00	-	59.42	28.86	5.74	51.24
PK	10.60096G	59.41	74.00	-14.59	-4.38	3	Horizontal	16	2.08	-	63.79	39.68	10.37	54.43
PK	15.90162G	60.46	74.00	-13.54	-2.55	3	Horizontal	301	1.38	-	63.01	37.46	13.38	53.39

802.11a_Nss1,(6Mbps)_2TX

5320MHz_TX

08/02/2020

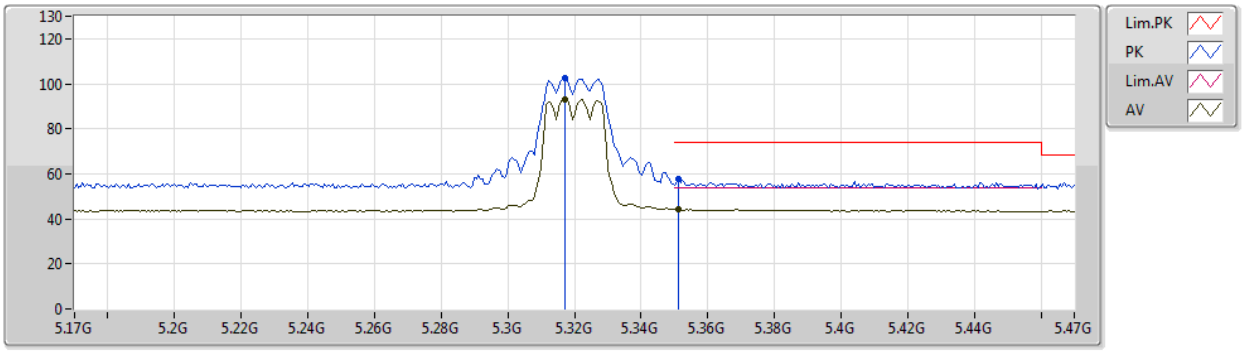

Type	Freq	Level	Limit	Margin	Factor	Dist	Condition	Azimuth	Height	Comment	Raw	AF	CL	PA
	(Hz)	(dBuV/m)	(dBuV/m)	(dB)	(dB)	(m)		(°)	(m)		(dBuV)	(dB)	(dB)	(dB)
AV	5.317G	93.00	Inf	-Inf	5.20	3	Vertical	297	2.90	-	87.80	31.83	7.25	33.88
AV	5.3512G	44.39	54.00	-9.61	5.24	3	Vertical	297	2.90	-	39.15	31.84	7.29	33.89
PK	5.317G	102.67	Inf	-Inf	5.20	3	Vertical	297	2.90	-	97.47	31.83	7.25	33.88
PK	5.3512G	57.82	74.00	-16.18	5.24	3	Vertical	297	2.90	-	52.58	31.84	7.29	33.89

802.11a_Nss1,(6Mbps)_2TX

5320MHz_TX

08/02/2020

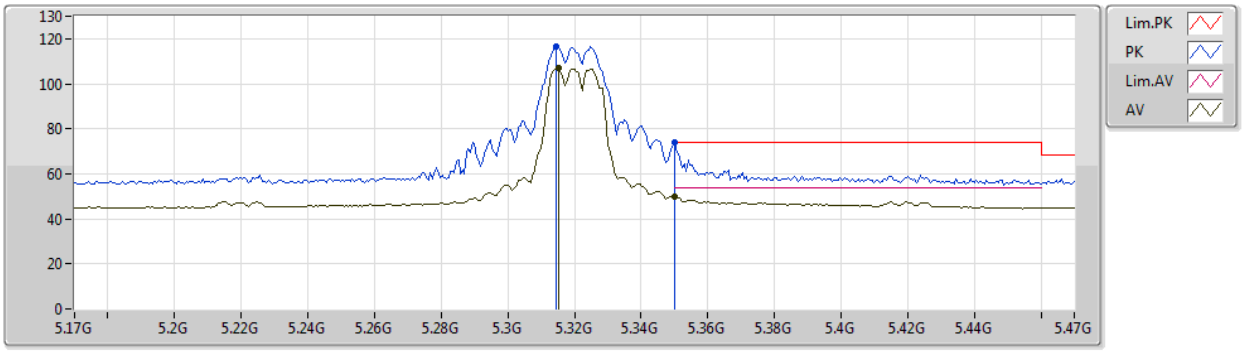

Type	Freq	Level	Limit	Margin	Factor	Dist	Condition	Azimuth	Height	Comment	Raw	AF	CL	PA
	(Hz)	(dBuV/m)	(dBuV/m)	(dB)	(dB)	(m)		(°)	(m)		(dBuV)	(dB)	(dB)	(dB)
AV	5.3152G	107.14	Inf	-Inf	5.20	3	Horizontal	360	1.50	-	101.94	31.83	7.24	33.87
AV	5.35G	50.02	54.00	-3.98	5.25	3	Horizontal	360	1.50	-	44.77	31.84	7.29	33.88
PK	5.3146G	116.57	Inf	-Inf	5.20	3	Horizontal	360	1.50	-	111.37	31.83	7.24	33.87
PK	5.35G	73.88	74.00	-0.12	5.25	3	Horizontal	360	1.50	-	68.63	31.84	7.29	33.88

802.11a_Nss1,(6Mbps)_2TX

5320MHz_TX

08/02/2020

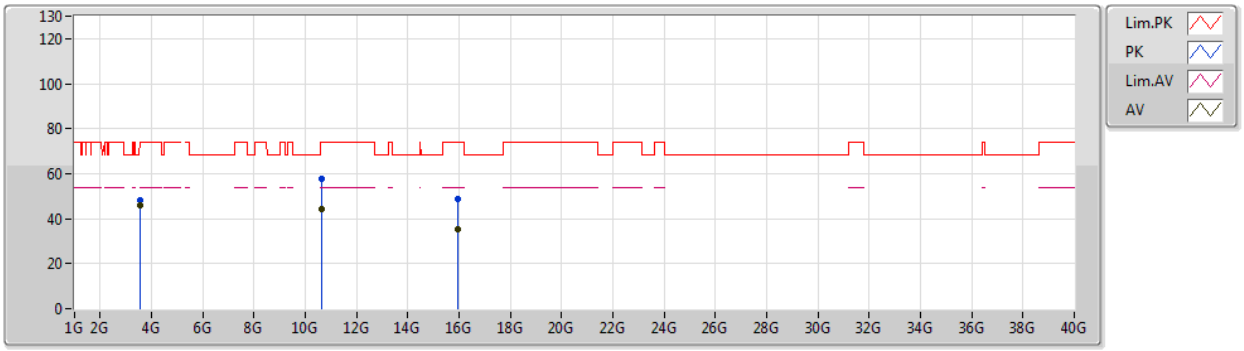

Type	Freq	Level	Limit	Margin	Factor	Dist	Condition	Azimuth	Height	Comment	Raw	AF	CL	PA
	(Hz)	(dBuV/m)	(dBuV/m)	(dB)	(dB)	(m)		(°)	(m)		(dBuV)	(dB)	(dB)	(dB)
AV	3.54669G	45.68	54.00	-8.32	-16.59	3	Vertical	20	1.49	-	62.27	28.88	5.77	51.24
AV	10.64128G	44.46	54.00	-9.54	-4.33	3	Vertical	296	2.31	-	48.79	39.73	10.38	54.44
AV	15.95604G	35.50	54.00	-18.50	-2.72	3	Vertical	360	2.30	-	38.22	37.26	13.47	53.45
PK	3.54658G	47.92	74.00	-26.08	-16.59	3	Vertical	20	1.49	-	64.51	28.88	5.77	51.24
PK	10.6413G	57.68	74.00	-16.32	-4.33	3	Vertical	296	2.31	-	62.01	39.73	10.38	54.44
PK	15.96088G	48.66	74.00	-25.34	-2.74	3	Vertical	360	2.30	-	51.40	37.24	13.48	53.46

802.11a_Nss1,(6Mbps)_2TX

5320MHz_TX

08/02/2020

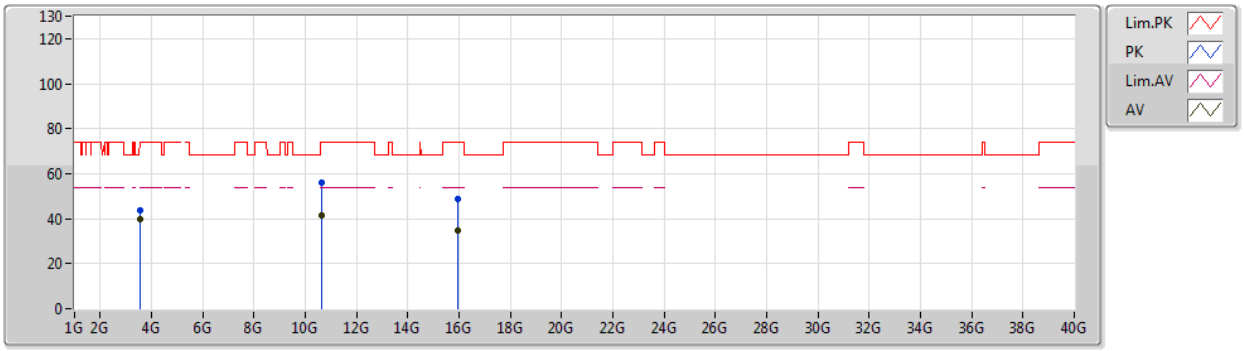

Type	Freq	Level	Limit	Margin	Factor	Dist	Condition	Azimuth	Height	Comment	Raw	AF	CL	PA
	(Hz)	(dBuV/m)	(dBuV/m)	(dB)	(dB)	(m)		(°)	(m)		(dBuV)	(dB)	(dB)	(dB)
AV	3.54667G	39.81	54.00	-14.19	-16.59	3	Horizontal	294	2.89	-	56.40	28.88	5.77	51.24
AV	10.63966G	41.37	54.00	-12.63	-4.33	3	Horizontal	298	1.75	-	45.70	39.73	10.38	54.44
AV	15.96428G	35.01	54.00	-18.99	-2.75	3	Horizontal	295	1.49	-	37.76	37.23	13.48	53.46
PK	3.5466G	43.93	74.00	-30.07	-16.59	3	Horizontal	294	2.89	-	60.52	28.88	5.77	51.24
PK	10.6352G	56.06	74.00	-17.94	-4.33	3	Horizontal	298	1.75	-	60.39	39.73	10.38	54.44
PK	15.95834G	48.63	74.00	-25.37	-2.73	3	Horizontal	295	1.49	-	51.36	37.25	13.47	53.45

802.11a_Nss1,(6Mbps)_2TX

5500MHz_TX

08/02/2020

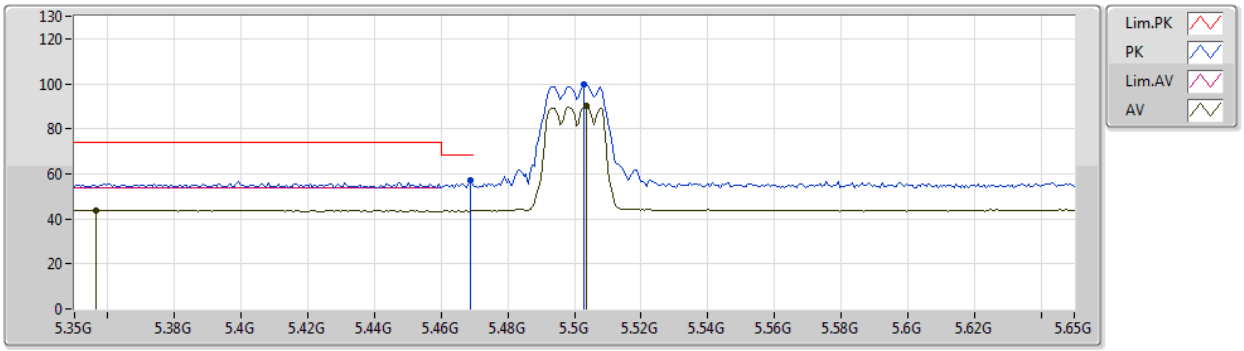

Type	Freq	Level	Limit	Margin	Factor	Dist	Condition	Azimuth	Height	Comment	Raw	AF	CL	PA
	(Hz)	(dBuV/m)	(dBuV/m)	(dB)	(dB)	(m)		(°)	(m)		(dBuV)	(dB)	(dB)	(dB)
AV	5.3566G	43.88	54.00	-10.12	5.25	3	Vertical	36	3.00	-	38.63	31.84	7.30	33.89
AV	5.5036G	89.96	Inf	-Inf	5.47	3	Vertical	36	3.00	-	84.49	31.91	7.48	33.92
PK	5.4688G	56.94	68.20	-11.26	5.42	3	Vertical	36	3.00	-	51.52	31.89	7.44	33.91
PK	5.503G	99.57	Inf	-Inf	5.46	3	Vertical	36	3.00	-	94.11	31.90	7.48	33.92

802.11a_Nss1,(6Mbps)_2TX

5500MHz_TX

08/02/2020

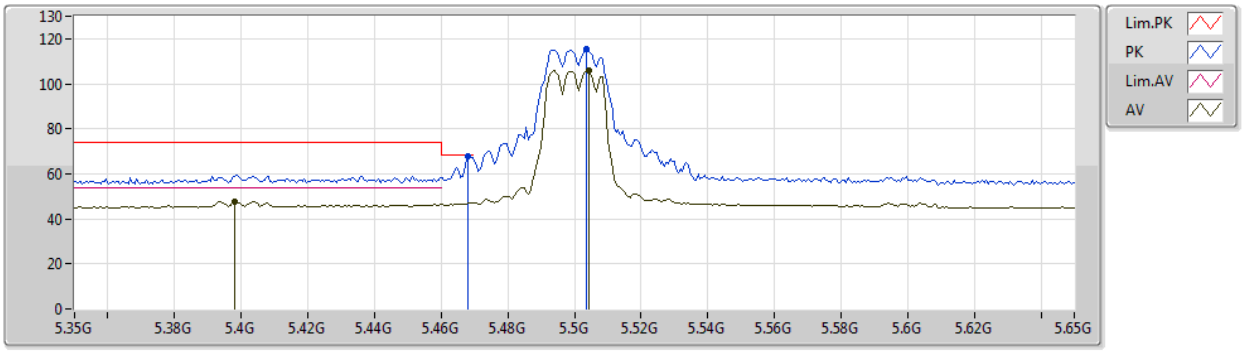

Type	Freq	Level	Limit	Margin	Factor	Dist	Condition	Azimuth	Height	Comment	Raw	AF	CL	PA
	(Hz)	(dBuV/m)	(dBuV/m)	(dB)	(dB)	(m)		(°)	(m)		(dBuV)	(dB)	(dB)	(dB)
AV	5.398G	47.71	54.00	-6.29	5.31	3	Horizontal	357	2.17	-	42.40	31.86	7.35	33.90
AV	5.5042G	106.02	Inf	-Inf	5.47	3	Horizontal	357	2.17	-	100.55	31.91	7.48	33.92
PK	5.4682G	67.72	68.20	-0.48	5.42	3	Horizontal	357	2.17	-	62.30	31.89	7.44	33.91
PK	5.5036G	115.38	Inf	-Inf	5.47	3	Horizontal	357	2.17	-	109.91	31.91	7.48	33.92

802.11a_Nss1,(6Mbps)_2TX

5500MHz_TX

08/02/2020

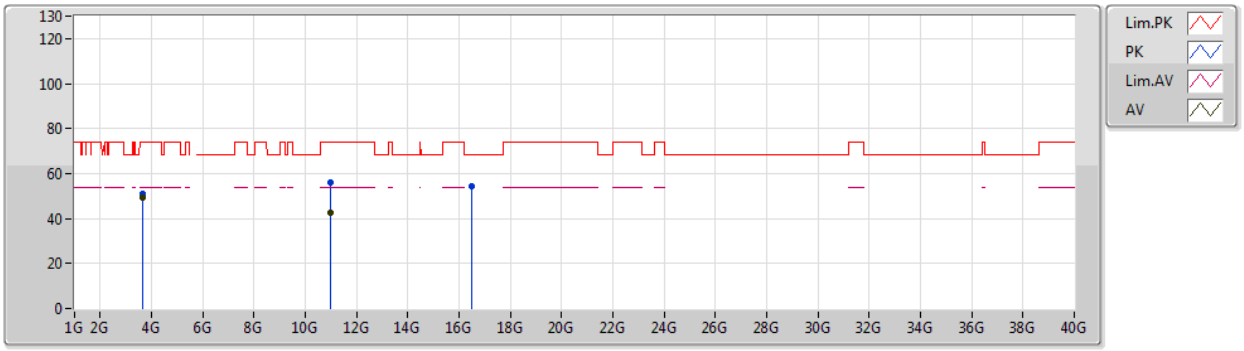

Type	Freq	Level	Limit	Margin	Factor	Dist	Condition	Azimuth	Height	Comment	Raw	AF	CL	PA
	(Hz)	(dBuV/m)	(dBuV/m)	(dB)	(dB)	(m)		(°)	(m)		(dBuV)	(dB)	(dB)	(dB)
AV	3.66665G	49.38	54.00	-4.62	-16.09	3	Vertical	26	1.19	-	65.47	29.10	6.04	51.23
AV	10.99836G	42.55	54.00	-11.45	-3.87	3	Vertical	352	1.49	-	46.42	40.20	10.44	54.51
PK	3.66665G	51.15	74.00	-22.85	-16.09	3	Vertical	26	1.19	-	67.24	29.10	6.04	51.23
PK	10.99782G	56.26	74.00	-17.74	-3.87	3	Vertical	352	1.49	-	60.13	40.20	10.44	54.51
PK	16.49954G	54.30	68.20	-13.90	0.01	3	Vertical	333	1.48	-	54.29	38.55	13.69	52.23

802.11a_Nss1,(6Mbps)_2TX

5500MHz_TX

08/02/2020

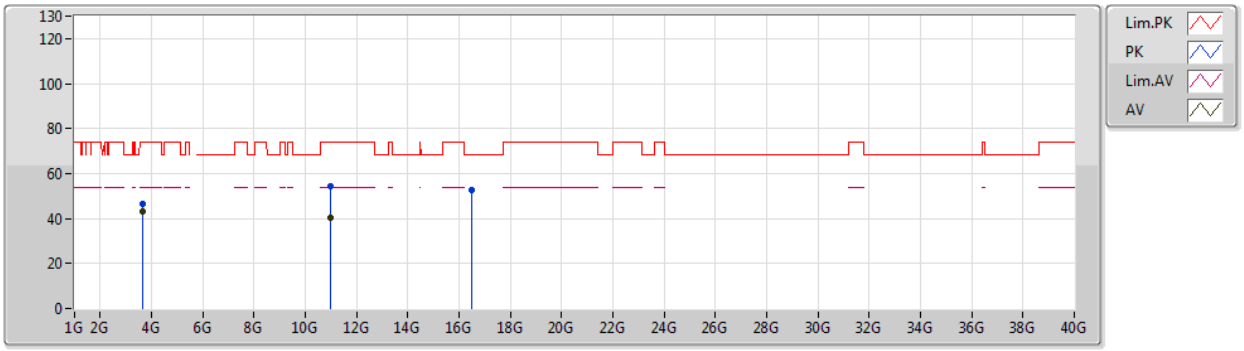

Type	Freq	Level	Limit	Margin	Factor	Dist	Condition	Azimuth	Height	Comment	Raw	AF	CL	PA
	(Hz)	(dBuV/m)	(dBuV/m)	(dB)	(dB)	(m)		(°)	(m)		(dBuV)	(dB)	(dB)	(dB)
AV	3.66665G	43.08	54.00	-10.92	-16.09	3	Horizontal	286	2.97	-	59.17	29.10	6.04	51.23
AV	10.9985G	40.15	54.00	-13.85	-3.87	3	Horizontal	305	1.48	-	44.02	40.20	10.44	54.51
PK	3.66666G	46.34	74.00	-27.66	-16.09	3	Horizontal	286	2.97	-	62.43	29.10	6.04	51.23
PK	10.99972G	54.15	74.00	-19.85	-3.87	3	Horizontal	305	1.48	-	58.02	40.20	10.44	54.51
PK	16.4966G	52.40	68.20	-15.80	-0.01	3	Horizontal	298	1.49	-	52.41	38.54	13.69	52.24

802.11a_Nss1,(6Mbps)_2TX

5580MHz_TX

08/02/2020

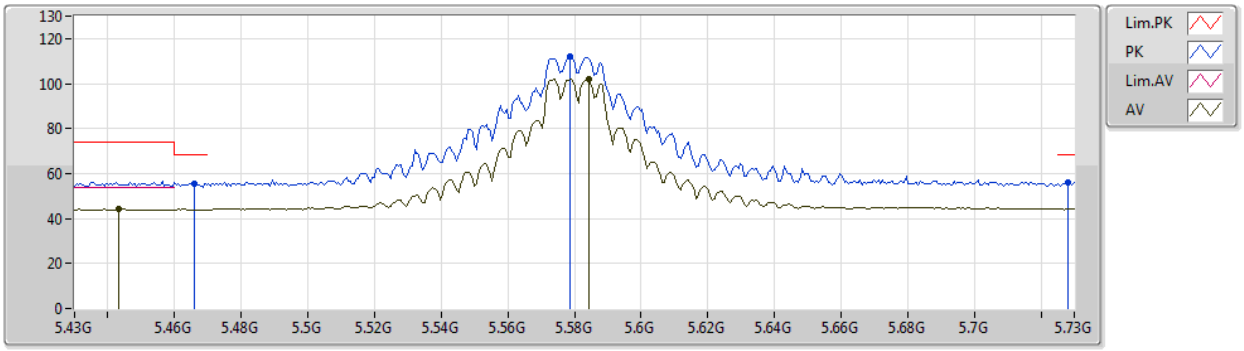

Type	Freq	Level	Limit	Margin	Factor	Dist	Condition	Azimuth	Height	Comment	Raw	AF	CL	PA
	(Hz)	(dBuV/m)	(dBuV/m)	(dB)	(dB)	(m)		(°)	(m)		(dBuV)	(dB)	(dB)	(dB)
AV	5.4432G	44.16	54.00	-9.84	5.37	3	Vertical	333	3.00	-	38.79	31.88	7.40	33.91
AV	5.5842G	101.89	Inf	-Inf	5.61	3	Vertical	333	3.00	-	96.28	32.02	7.53	33.94
PK	5.466G	55.43	68.20	-12.77	5.41	3	Vertical	333	3.00	-	50.02	31.89	7.43	33.91
PK	5.5788G	111.79	Inf	-Inf	5.60	3	Vertical	333	3.00	-	106.19	32.01	7.53	33.94
PK	5.7282G	56.29	68.20	-11.91	5.88	3	Vertical	333	3.00	-	50.41	32.22	7.62	33.96

802.11a_Nss1,(6Mbps)_2TX

5580MHz_TX

08/02/2020

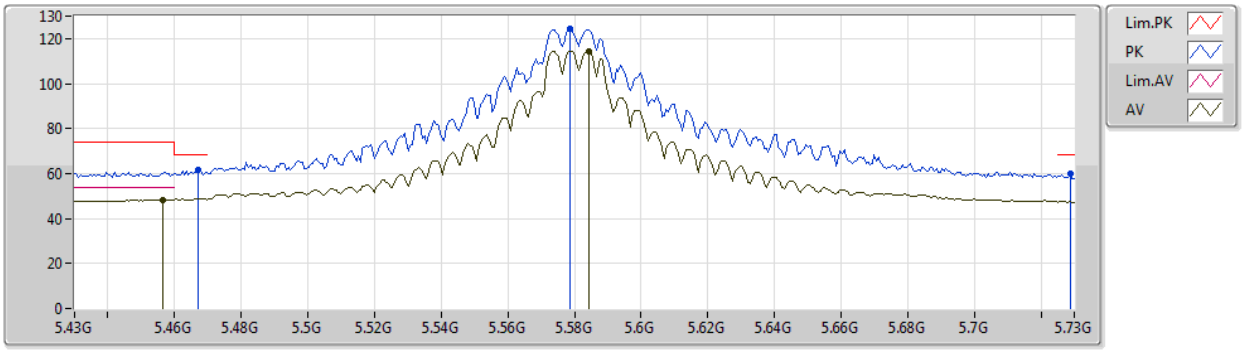

Type	Freq	Level	Limit	Margin	Factor	Dist	Condition	Azimuth	Height	Comment	Raw	AF	CL	PA
	(Hz)	(dBuV/m)	(dBuV/m)	(dB)	(dB)	(m)		(°)	(m)		(dBuV)	(dB)	(dB)	(dB)
AV	5.4564G	48.21	54.00	-5.79	5.39	3	Horizontal	7	2.14	-	42.82	31.88	7.42	33.91
AV	5.5842G	114.52	Inf	-Inf	5.61	3	Horizontal	7	2.14	-	108.91	32.02	7.53	33.94
PK	5.4672G	61.81	68.20	-6.39	5.41	3	Horizontal	7	2.14	-	56.40	31.89	7.43	33.91
PK	5.5788G	124.30	Inf	-Inf	5.60	3	Horizontal	7	2.14	-	118.70	32.01	7.53	33.94
PK	5.7288G	59.75	68.20	-8.45	5.88	3	Horizontal	7	2.14	-	53.87	32.22	7.62	33.96

802.11a_Nss1,(6Mbps)_2TX

5580MHz_TX

08/02/2020

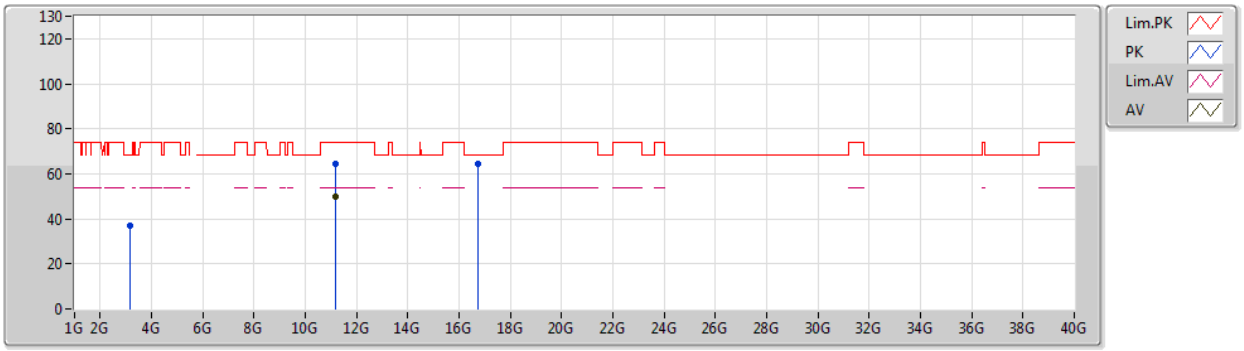

Type	Freq	Level	Limit	Margin	Factor	Dist	Condition	Azimuth	Height	Comment	Raw	AF	CL	PA
	(Hz)	(dBuV/m)	(dBuV/m)	(dB)	(dB)	(m)		(°)	(m)		(dBuV)	(dB)	(dB)	(dB)
AV	11.16272G	49.78	54.00	-4.22	-3.90	3	Vertical	351	1.36	-	53.68	40.00	10.52	54.42
PK	3.142G	36.82	68.20	-31.38	-17.05	3	Vertical	9	1.60	-	53.87	28.59	5.51	51.15
PK	11.15756G	64.41	74.00	-9.59	-3.89	3	Vertical	351	1.36	-	68.30	40.01	10.52	54.42
PK	16.73936G	64.60	68.20	-3.60	0.62	3	Vertical	332	1.49	-	63.98	39.24	13.76	52.38

802.11a_Nss1,(6Mbps)_2TX

5580MHz_TX

08/02/2020

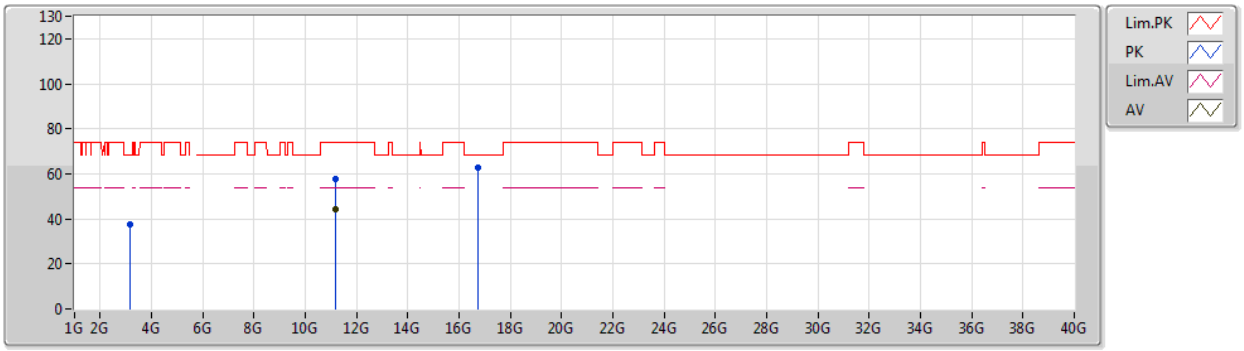

Type	Freq	Level	Limit	Margin	Factor	Dist	Condition	Azimuth	Height	Comment	Raw	AF	CL	PA
	(Hz)	(dBuV/m)	(dBuV/m)	(dB)	(dB)	(m)		(°)	(m)		(dBuV)	(dB)	(dB)	(dB)
AV	11.15874G	44.35	54.00	-9.65	-3.89	3	Horizontal	40	1.49	-	48.24	40.01	10.52	54.42
PK	3.1427G	37.59	68.20	-30.61	-17.05	3	Horizontal	320	1.50	-	54.64	28.59	5.51	51.15
PK	11.15852G	57.94	74.00	-16.06	-3.89	3	Horizontal	40	1.49	-	61.83	40.01	10.52	54.42
PK	16.74424G	62.88	68.20	-5.32	0.65	3	Horizontal	299	1.49	-	62.23	39.26	13.77	52.38

802.11a_Nss1,(6Mbps)_2TX

5700MHz_TX

08/02/2020

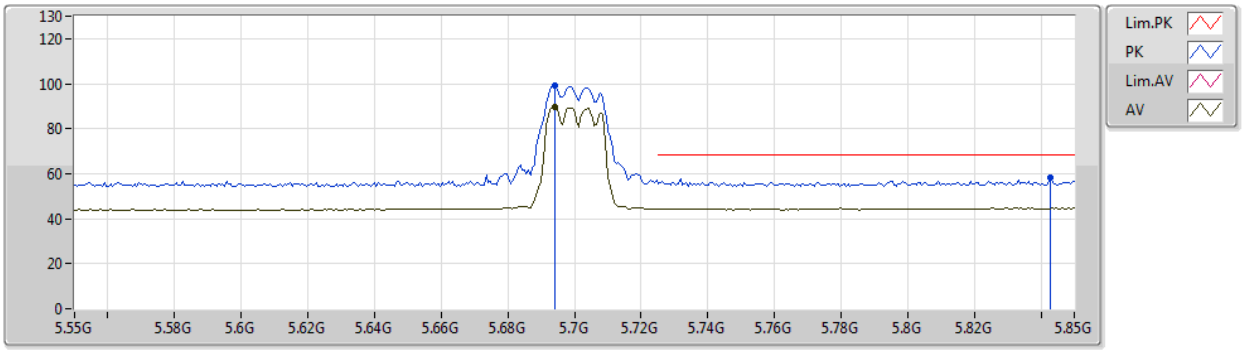

Type	Freq	Level	Limit	Margin	Factor	Dist	Condition	Azimuth	Height	Comment	Raw	AF	CL	PA
	(Hz)	(dBuV/m)	(dBuV/m)	(dB)	(dB)	(m)		(°)	(m)		(dBuV)	(dB)	(dB)	(dB)
AV	5.694G	89.51	Inf	-Inf	5.82	3	Vertical	43	2.97	-	83.69	32.17	7.60	33.95
PK	5.694G	99.09	Inf	-Inf	5.82	3	Vertical	43	2.97	-	93.27	32.17	7.60	33.95
PK	5.8428G	58.07	68.20	-10.13	6.11	3	Vertical	43	2.97	-	51.96	32.38	7.70	33.97

802.11a_Nss1,(6Mbps)_2TX

5700MHz_TX

08/02/2020

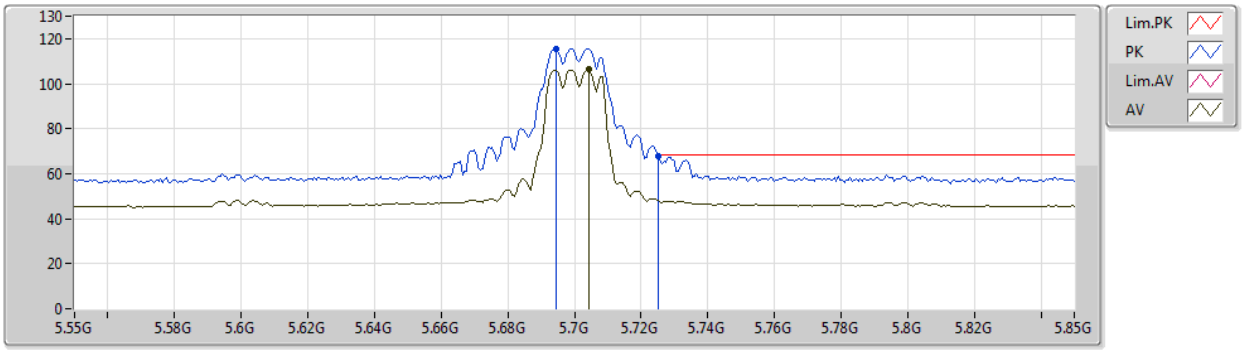

Type	Freq	Level	Limit	Margin	Factor	Dist	Condition	Azimuth	Height	Comment	Raw	AF	CL	PA
	(Hz)	(dBuV/m)	(dBuV/m)	(dB)	(dB)	(m)		(°)	(m)		(dBuV)	(dB)	(dB)	(dB)
AV	5.7042G	106.39	Inf	-Inf	5.85	3	Horizontal	360	2.08	-	100.54	32.19	7.61	33.95
PK	5.6946G	115.60	Inf	-Inf	5.82	3	Horizontal	360	2.08	-	109.78	32.17	7.60	33.95
PK	5.7252G	67.98	68.20	-0.22	5.88	3	Horizontal	360	2.08	-	62.10	32.22	7.62	33.96

802.11a_Nss1,(6Mbps)_2TX

5700MHz_TX

08/02/2020

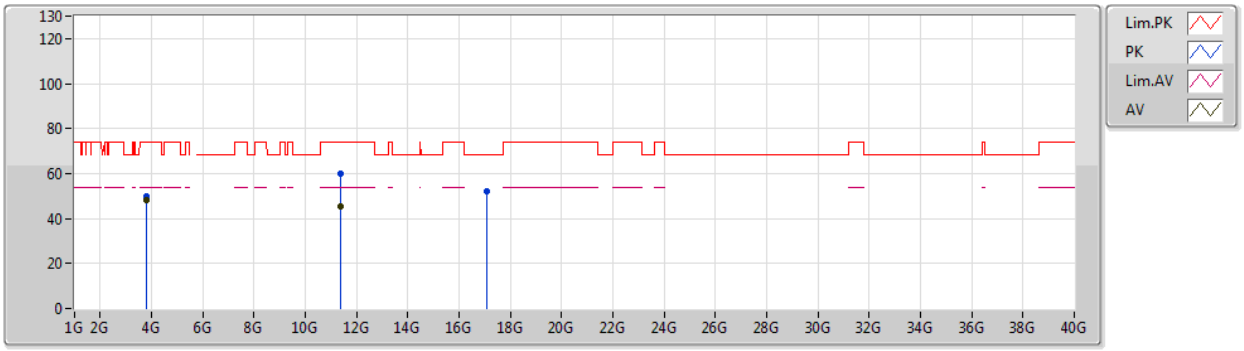

Type	Freq	Level	Limit	Margin	Factor	Dist	Condition	Azimuth	Height	Comment	Raw	AF	CL	PA
	(Hz)	(dBuV/m)	(dBuV/m)	(dB)	(dB)	(m)		(°)	(m)		(dBuV)	(dB)	(dB)	(dB)
AV	3.80001G	47.96	54.00	-6.04	-15.53	3	Vertical	342	1.95	-	63.49	29.34	6.35	51.22
AV	11.39986G	45.32	54.00	-8.68	-3.92	3	Vertical	342	1.80	-	49.24	39.72	10.64	54.28
PK	3.79994G	50.00	74.00	-24.00	-15.53	3	Vertical	342	1.95	-	65.53	29.34	6.35	51.22
PK	11.39942G	59.80	74.00	-14.20	-3.92	3	Vertical	342	1.80	-	63.72	39.72	10.64	54.28
PK	17.09966G	52.39	68.20	-15.81	1.93	3	Vertical	360	1.49	-	50.46	40.66	13.87	52.60

802.11a_Nss1,(6Mbps)_2TX

5700MHz_TX

08/02/2020

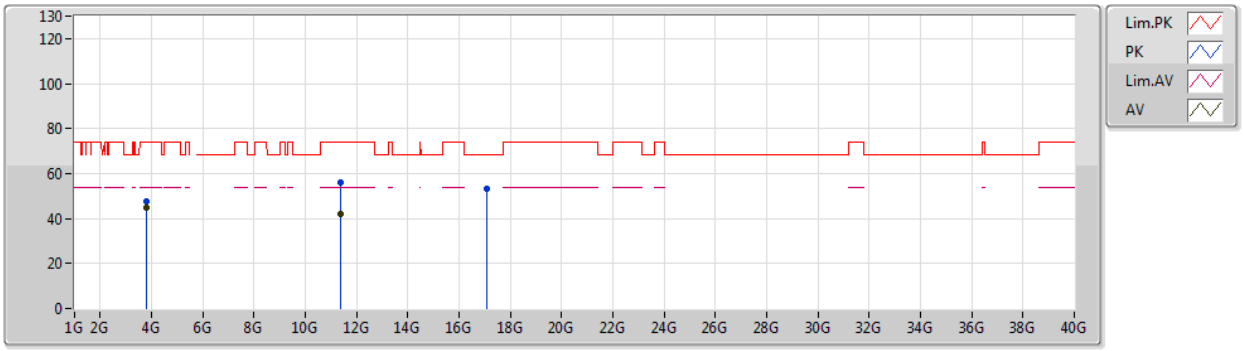

Type	Freq	Level	Limit	Margin	Factor	Dist	Condition	Azimuth	Height	Comment	Raw	AF	CL	PA
	(Hz)	(dBuV/m)	(dBuV/m)	(dB)	(dB)	(m)		(°)	(m)		(dBuV)	(dB)	(dB)	(dB)
AV	3.80001G	44.87	54.00	-9.13	-15.53	3	Horizontal	27	2.83	-	60.40	29.34	6.35	51.22
AV	11.39914G	42.11	54.00	-11.89	-3.92	3	Horizontal	61	1.48	-	46.03	39.72	10.64	54.28
PK	3.80002G	47.54	74.00	-26.46	-15.53	3	Horizontal	27	2.83	-	63.07	29.34	6.35	51.22
PK	11.39934G	56.03	74.00	-17.97	-3.92	3	Horizontal	61	1.48	-	59.95	39.72	10.64	54.28
PK	17.09892G	53.48	68.20	-14.72	1.92	3	Horizontal	26	1.48	-	51.56	40.65	13.87	52.60

802.11a_Nss1,(6Mbps)_2TX

5720MHz Straddle 5.47-5.725GHz_TX

08/02/2020

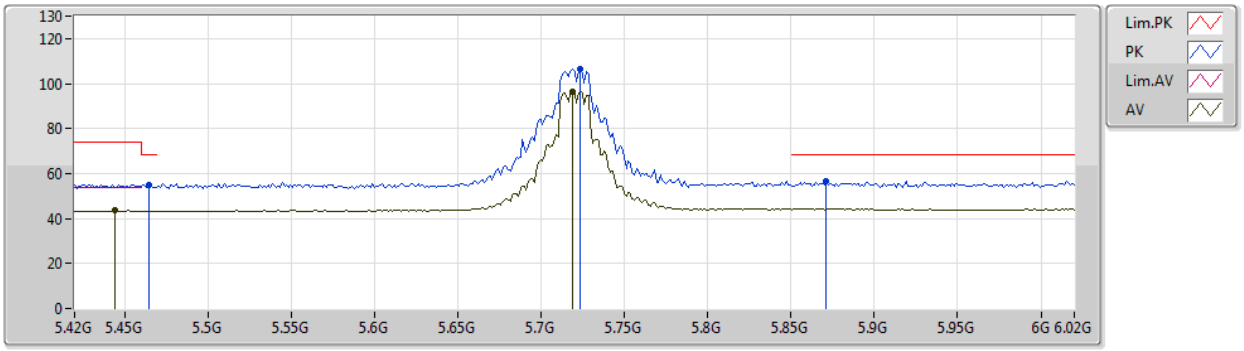

Type	Freq	Level	Limit	Margin	Factor	Dist	Condition	Azimuth	Height	Comment	Raw	AF	CL	PA
	(Hz)	(dBuV/m)	(dBuV/m)	(dB)	(dB)	(m)		(°)	(m)		(dBuV)	(dB)	(dB)	(dB)
AV	5.444G	43.47	54.00	-10.53	5.38	3	Vertical	55	2.95	-	38.09	31.88	7.41	33.91
AV	5.7188G	96.48	Inf	-Inf	5.88	3	Vertical	55	2.95	-	90.60	32.21	7.62	33.95
PK	5.4644G	55.08	68.20	-13.12	5.41	3	Vertical	55	2.95	-	49.67	31.89	7.43	33.91
PK	5.7236G	106.66	Inf	-Inf	5.88	3	Vertical	55	2.95	-	100.78	32.21	7.62	33.95
PK	5.8712G	56.39	68.20	-11.81	6.16	3	Vertical	55	2.95	-	50.23	32.42	7.72	33.98

802.11a_Nss1,(6Mbps)_2TX

08/02/2020

5720MHz Straddle 5.47-5.725GHz_TX

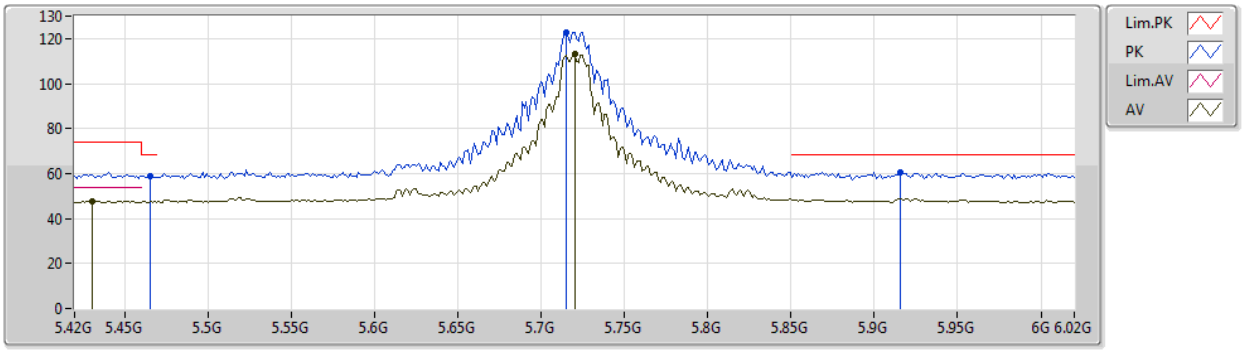

Type	Freq	Level	Limit	Margin	Factor	Dist	Condition	Azimuth	Height	Comment	Raw	AF	CL	PA
	(Hz)	(dBuV/m)	(dBuV/m)	(dB)	(dB)	(m)		(°)	(m)		(dBuV)	(dB)	(dB)	(dB)
AV	5.4308G	47.57	54.00	-6.43	5.35	3	Horizontal	15	2.13	-	42.22	31.87	7.39	33.91
AV	5.72G	112.94	Inf	-Inf	5.88	3	Horizontal	15	2.13	-	107.06	32.21	7.62	33.95
PK	5.4656G	59.10	68.20	-9.10	5.41	3	Horizontal	15	2.13	-	53.69	31.89	7.43	33.91
PK	5.7152G	122.72	Inf	-Inf	5.86	3	Horizontal	15	2.13	-	116.86	32.20	7.61	33.95
PK	5.9156G	60.45	68.20	-7.75	6.24	3	Horizontal	15	2.13	-	54.21	32.48	7.74	33.98

802.11a_Nss1,(6Mbps)_2TX

08/02/2020

5720MHz Straddle 5.47-5.725GHz_TX

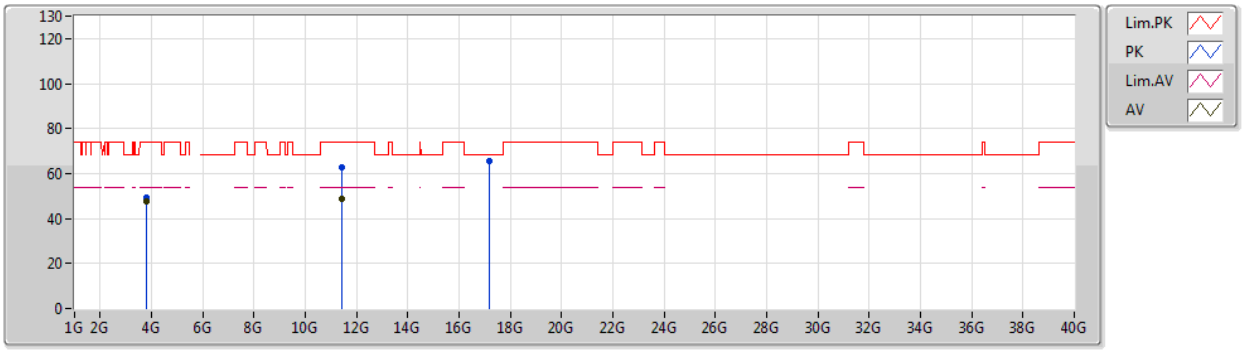

Type	Freq	Level	Limit	Margin	Factor	Dist	Condition	Azimuth	Height	Comment	Raw	AF	CL	PA
	(Hz)	(dBuV/m)	(dBuV/m)	(dB)	(dB)	(m)		(°)	(m)		(dBuV)	(dB)	(dB)	(dB)
AV	3.81333G	47.45	54.00	-6.55	-15.48	3	Vertical	344	1.11	-	62.93	29.36	6.38	51.22
AV	11.43942G	48.88	54.00	-5.12	-3.93	3	Vertical	343	1.79	-	52.81	39.67	10.66	54.26
PK	3.81329G	49.50	74.00	-24.50	-15.48	3	Vertical	344	1.11	-	64.98	29.36	6.38	51.22
PK	11.43886G	62.70	74.00	-11.30	-3.93	3	Vertical	343	1.79	-	66.63	39.67	10.66	54.26
PK	17.16314G	65.75	68.20	-2.45	2.33	3	Vertical	18	1.49	-	63.42	41.08	13.89	52.64

802.11a_Nss1,(6Mbps)_2TX

5720MHz Straddle 5.47-5.725GHz_TX

08/02/2020

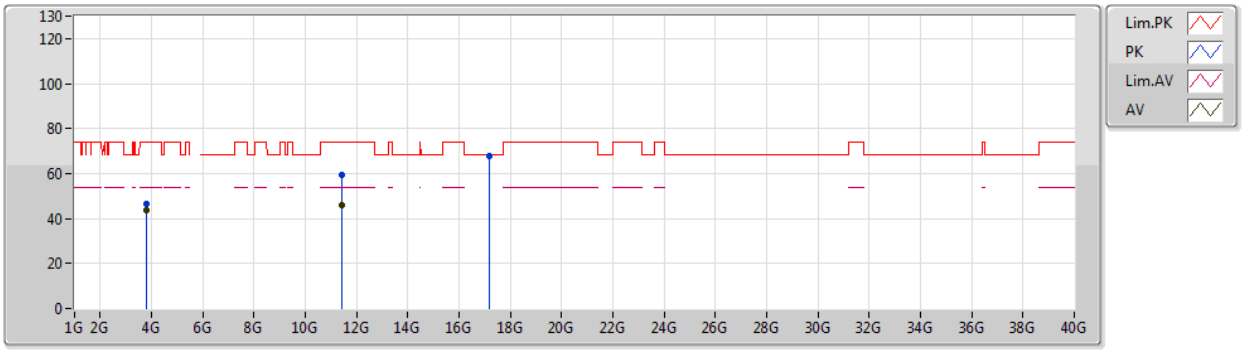

Type	Freq	Level	Limit	Margin	Factor	Dist	Condition	Azimuth	Height	Comment	Raw	AF	CL	PA
	(Hz)	(dBuV/m)	(dBuV/m)	(dB)	(dB)	(m)		(°)	(m)		(dBuV)	(dB)	(dB)	(dB)
AV	3.8133G	43.56	54.00	-10.44	-15.48	3	Horizontal	27	3.00	-	59.04	29.36	6.38	51.22
AV	11.43906G	45.75	54.00	-8.25	-3.93	3	Horizontal	61	1.49	-	49.68	39.67	10.66	54.26
PK	3.81326G	46.49	74.00	-27.51	-15.48	3	Horizontal	27	3.00	-	61.97	29.36	6.38	51.22
PK	11.43828G	59.37	74.00	-14.63	-3.93	3	Horizontal	61	1.49	-	63.30	39.67	10.66	54.26
PK	17.16314G	67.77	68.20	-0.43	2.33	3	Horizontal	25	1.48	-	65.44	41.08	13.89	52.64

802.11a_Nss1,(6Mbps)_2TX

5745MHz_TX

08/02/2020

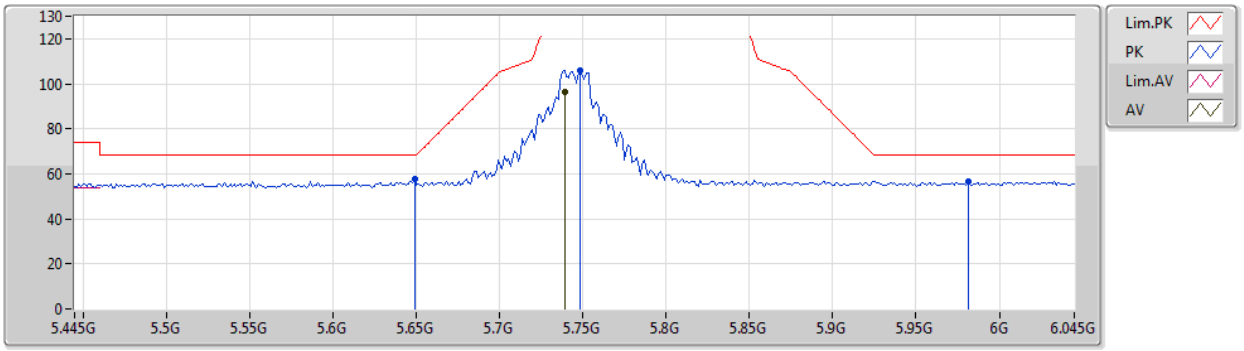

Type	Freq	Level	Limit	Margin	Factor	Dist	Condition	Azimuth	Height	Comment	Raw	AF	CL	PA
	(Hz)	(dBuV/m)	(dBuV/m)	(dB)	(dB)	(m)		(°)	(m)		(dBuV)	(dB)	(dB)	(dB)
AV	5.739G	96.42	Inf	-Inf	5.90	3	Vertical	45	2.91	-	90.52	32.23	7.63	33.96
PK	5.649G	57.75	68.20	-10.45	5.74	3	Vertical	45	2.91	-	52.01	32.11	7.57	33.94
PK	5.7486G	105.90	Inf	-Inf	5.93	3	Vertical	45	2.91	-	99.97	32.25	7.64	33.96
PK	5.9814G	56.54	68.20	-11.66	6.36	3	Vertical	45	2.91	-	50.18	32.57	7.79	34.00

802.11a_Nss1,(6Mbps)_2TX

5745MHz_TX

08/02/2020

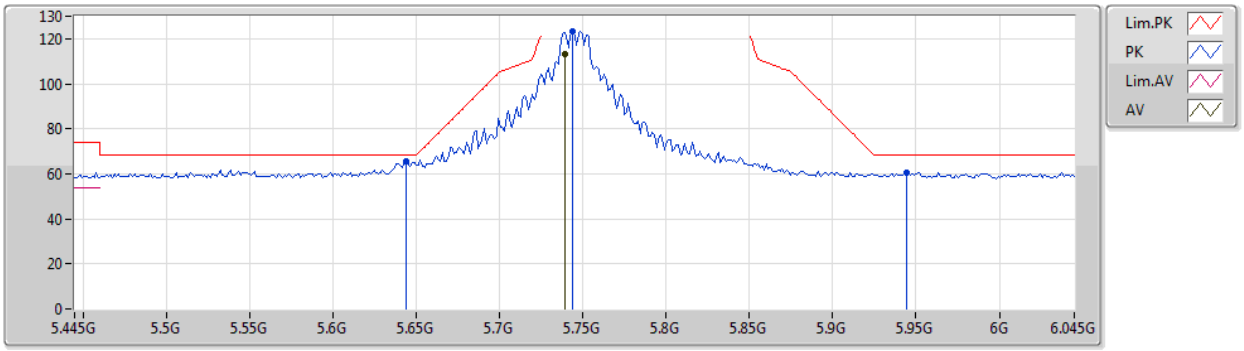

Type	Freq	Level	Limit	Margin	Factor	Dist	Condition	Azimuth	Height	Comment	Raw	AF	CL	PA
	(Hz)	(dBuV/m)	(dBuV/m)	(dB)	(dB)	(m)		(°)	(m)		(dBuV)	(dB)	(dB)	(dB)
AV	5.739G	113.46	Inf	-Inf	5.90	3	Horizontal	2	2.02	-	107.56	32.23	7.63	33.96
PK	5.6442G	65.74	68.20	-2.46	5.73	3	Horizontal	2	2.02	-	60.01	32.10	7.57	33.94
PK	5.7438G	123.39	Inf	-Inf	5.91	3	Horizontal	2	2.02	-	117.48	32.24	7.63	33.96
PK	5.9442G	60.50	68.20	-7.70	6.29	3	Horizontal	2	2.02	-	54.21	32.52	7.76	33.99

802.11a_Nss1,(6Mbps)_2TX

5745MHz_TX

08/02/2020

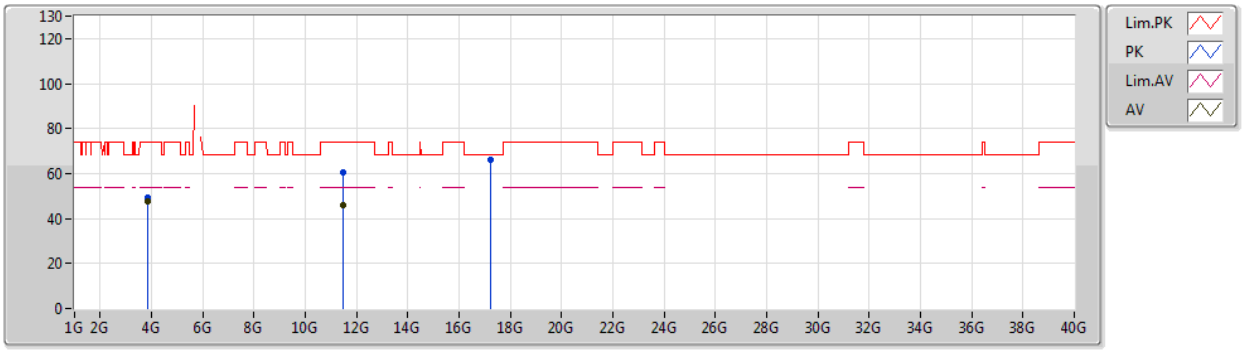

Type	Freq	Level	Limit	Margin	Factor	Dist	Condition	Azimuth	Height	Comment	Raw	AF	CL	PA
	(Hz)	(dBuV/m)	(dBuV/m)	(dB)	(dB)	(m)		(°)	(m)		(dBuV)	(dB)	(dB)	(dB)
AV	3.83001G	47.47	54.00	-6.53	-15.42	3	Vertical	345	1.03	-	62.89	29.39	6.41	51.22
AV	11.49268G	45.86	54.00	-8.14	-3.93	3	Vertical	354	1.52	-	49.79	39.61	10.68	54.22
PK	3.83002G	49.54	74.00	-24.46	-15.42	3	Vertical	345	1.03	-	64.96	29.39	6.41	51.22
PK	11.48716G	60.29	74.00	-13.71	-3.93	3	Vertical	354	1.52	-	64.22	39.62	10.68	54.23
PK	17.2382G	66.27	68.20	-1.93	2.79	3	Vertical	353	1.49	-	63.48	41.57	13.91	52.69

802.11a_Nss1,(6Mbps)_2TX

5745MHz_TX

08/02/2020

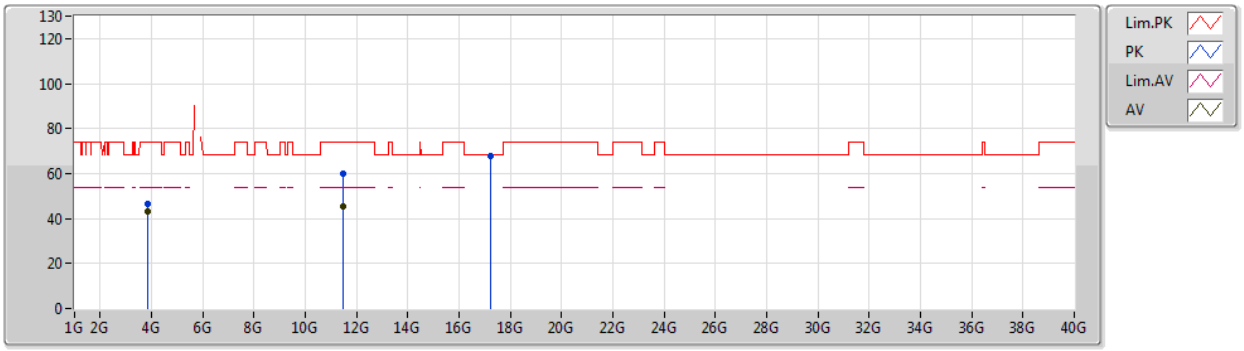

Type	Freq	Level	Limit	Margin	Factor	Dist	Condition	Azimuth	Height	Comment	Raw	AF	CL	PA
	(Hz)	(dBuV/m)	(dBuV/m)	(dB)	(dB)	(m)		(°)	(m)		(dBuV)	(dB)	(dB)	(dB)
AV	3.83001G	43.31	54.00	-10.69	-15.42	3	Horizontal	27	3.00	-	58.73	29.39	6.41	51.22
AV	11.48878G	45.40	54.00	-8.60	-3.94	3	Horizontal	60	1.49	-	49.34	39.61	10.68	54.23
PK	3.83002G	46.66	74.00	-27.34	-15.42	3	Horizontal	27	3.00	-	62.08	29.39	6.41	51.22
PK	11.49468G	59.69	74.00	-14.31	-3.93	3	Horizontal	60	1.49	-	63.62	39.61	10.68	54.22
PK	17.2321G	67.94	68.20	-0.26	2.75	3	Horizontal	26	1.55	-	65.19	41.53	13.91	52.69

802.11a_Nss1,(6Mbps)_2TX

5785MHz_TX

08/02/2020

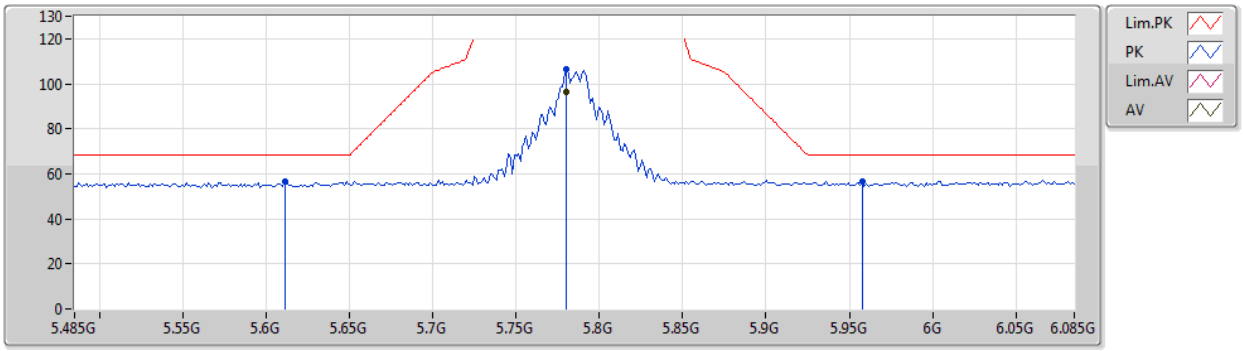

Type	Freq	Level	Limit	Margin	Factor	Dist	Condition	Azimuth	Height	Comment	Raw	AF	CL	PA
	(Hz)	(dBuV/m)	(dBuV/m)	(dB)	(dB)	(m)		(°)	(m)		(dBuV)	(dB)	(dB)	(dB)
AV	5.7802G	96.12	Inf	-Inf	5.98	3	Vertical	62	3.00	-	90.14	32.29	7.66	33.97
PK	5.611G	56.37	68.20	-11.83	5.67	3	Vertical	62	3.00	-	50.70	32.06	7.55	33.94
PK	5.7802G	106.60	Inf	-Inf	5.98	3	Vertical	62	3.00	-	100.62	32.29	7.66	33.97
PK	5.9578G	56.78	68.20	-11.42	6.32	3	Vertical	62	3.00	-	50.46	32.54	7.77	33.99

802.11a_Nss1,(6Mbps)_2TX

5785MHz_TX

08/02/2020

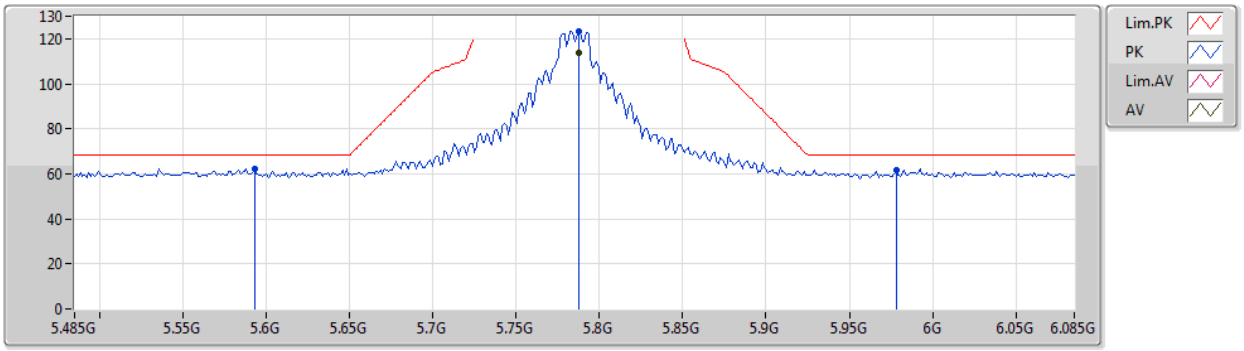

Type	Freq	Level	Limit	Margin	Factor	Dist	Condition	Azimuth	Height	Comment	Raw	AF	CL	PA
	(Hz)	(dBuV/m)	(dBuV/m)	(dB)	(dB)	(m)		(°)	(m)		(dBuV)	(dB)	(dB)	(dB)
AV	5.7874G	113.50	Inf	-Inf	5.99	3	Horizontal	8	1.84	-	107.51	32.30	7.66	33.97
PK	5.593G	62.38	68.20	-5.82	5.63	3	Horizontal	8	1.84	-	56.75	32.03	7.54	33.94
PK	5.7874G	123.32	Inf	-Inf	5.99	3	Horizontal	8	1.84	-	117.33	32.30	7.66	33.97
PK	5.9782G	61.61	68.20	-6.59	6.35	3	Horizontal	8	1.84	-	55.26	32.57	7.78	34.00

802.11a_Nss1,(6Mbps)_2TX

5785MHz_TX

08/02/2020

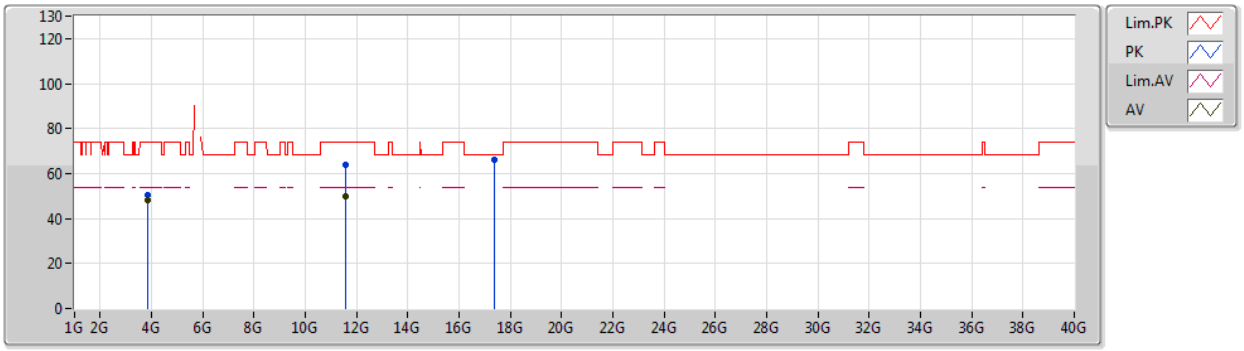

Type	Freq	Level	Limit	Margin	Factor	Dist	Condition	Azimuth	Height	Comment	Raw	AF	CL	PA
	(Hz)	(dBuV/m)	(dBuV/m)	(dB)	(dB)	(m)		(°)	(m)		(dBuV)	(dB)	(dB)	(dB)
AV	3.85667G	47.99	54.00	-6.01	-15.31	3	Vertical	345	1.00	-	63.30	29.44	6.47	51.22
AV	11.56988G	49.86	54.00	-4.14	-3.90	3	Vertical	360	1.02	-	53.76	39.52	10.72	54.14
PK	3.85668G	50.19	74.00	-23.81	-15.31	3	Vertical	345	1.00	-	65.50	29.44	6.47	51.22
PK	11.57498G	63.85	74.00	-10.15	-3.91	3	Vertical	360	1.02	-	67.76	39.51	10.72	54.14
PK	17.35462G	66.27	68.20	-1.93	3.51	3	Vertical	346	1.04	-	62.76	42.34	13.94	52.77

802.11a_Nss1,(6Mbps)_2TX

5785MHz_TX

08/02/2020

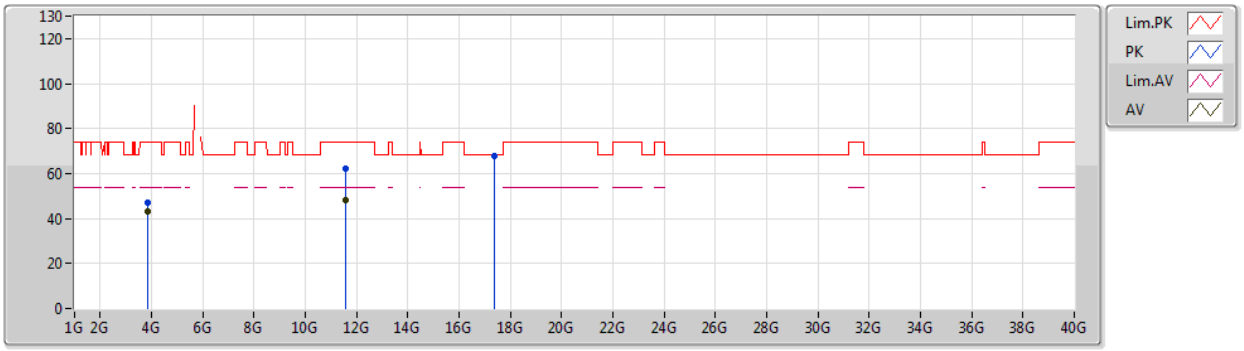

Type	Freq	Level	Limit	Margin	Factor	Dist	Condition	Azimuth	Height	Comment	Raw	AF	CL	PA
	(Hz)	(dBuV/m)	(dBuV/m)	(dB)	(dB)	(m)		(°)	(m)		(dBuV)	(dB)	(dB)	(dB)
AV	3.85667G	43.31	54.00	-10.69	-15.31	3	Horizontal	353	1.17	-	58.62	29.44	6.47	51.22
AV	11.56942G	48.34	54.00	-5.66	-3.91	3	Horizontal	60	1.49	-	52.25	39.52	10.72	54.15
PK	3.85676G	46.94	74.00	-27.06	-15.31	3	Horizontal	353	1.17	-	62.25	29.44	6.47	51.22
PK	11.57422G	62.32	74.00	-11.68	-3.91	3	Horizontal	60	1.49	-	66.23	39.51	10.72	54.14
PK	17.35732G	68.01	68.20	-0.19	3.53	3	Horizontal	288	1.84	-	64.48	42.36	13.94	52.77

802.11a_Nss1,(6Mbps)_2TX

5825MHz_TX

08/02/2020

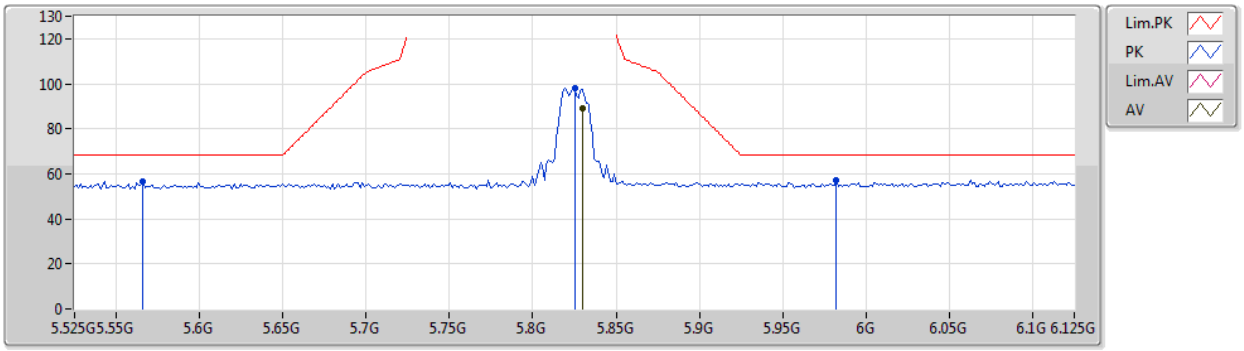

Type	Freq	Level	Limit	Margin	Factor	Dist	Condition	Azimuth	Height	Comment	Raw	AF	CL	PA
	(Hz)	(dBuV/m)	(dBuV/m)	(dB)	(dB)	(m)		(°)	(m)		(dBuV)	(dB)	(dB)	(dB)
AV	5.8298G	88.89	Inf	-Inf	6.08	3	Vertical	54	3.00	-	82.81	32.36	7.69	33.97
PK	5.5658G	56.60	68.20	-11.60	5.58	3	Vertical	54	3.00	-	51.02	31.99	7.52	33.93
PK	5.825G	98.20	Inf	-Inf	6.08	3	Vertical	54	3.00	-	92.12	32.36	7.69	33.97
PK	5.9822G	57.04	68.20	-11.16	6.37	3	Vertical	54	3.00	-	50.67	32.58	7.79	34.00

802.11a_Nss1,(6Mbps)_2TX

5825MHz_TX

08/02/2020

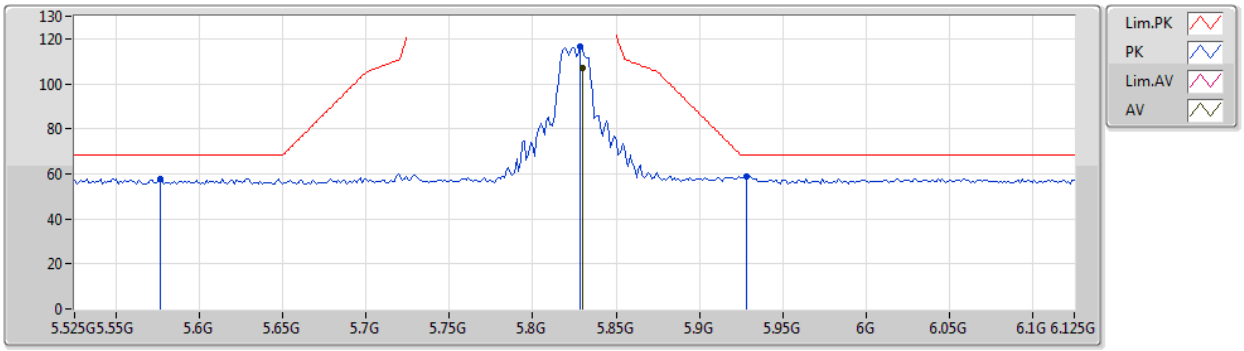

Type	Freq	Level	Limit	Margin	Factor	Dist	Condition	Azimuth	Height	Comment	Raw	AF	CL	PA
	(Hz)	(dBuV/m)	(dBuV/m)	(dB)	(dB)	(m)		(°)	(m)		(dBuV)	(dB)	(dB)	(dB)
AV	5.8298G	107.18	Inf	-Inf	6.08	3	Horizontal	10	2.04	-	101.10	32.36	7.69	33.97
PK	5.5766G	57.70	68.20	-10.50	5.60	3	Horizontal	10	2.04	-	52.10	32.01	7.53	33.94
PK	5.8286G	116.57	Inf	-Inf	6.08	3	Horizontal	10	2.04	-	110.49	32.36	7.69	33.97
PK	5.9282G	59.05	68.20	-9.15	6.26	3	Horizontal	10	2.04	-	52.79	32.50	7.75	33.99

802.11a_Nss1,(6Mbps)_2TX

5825MHz_TX

08/02/2020

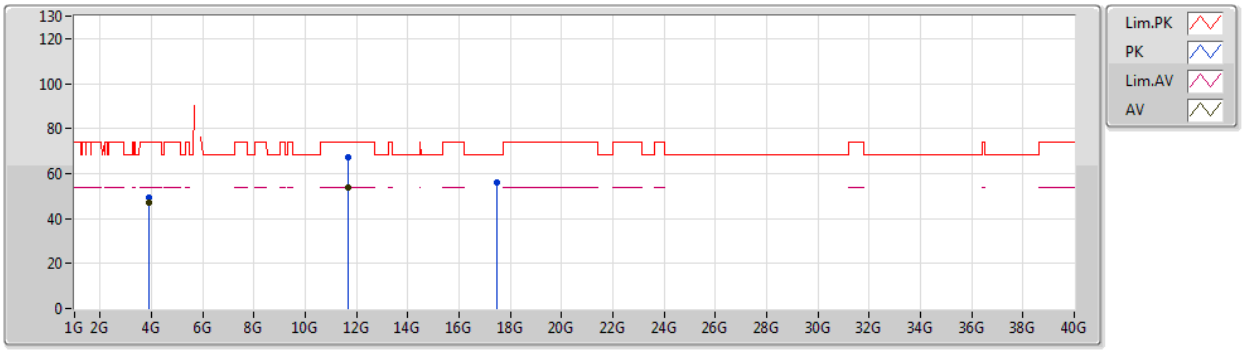

Type	Freq	Level	Limit	Margin	Factor	Dist	Condition	Azimuth	Height	Comment	Raw	AF	CL	PA
	(Hz)	(dBuV/m)	(dBuV/m)	(dB)	(dB)	(m)		(°)	(m)		(dBuV)	(dB)	(dB)	(dB)
AV	3.88335G	46.82	54.00	-7.18	-15.20	3	Vertical	324	1.39	-	62.02	29.49	6.53	51.22
AV	11.64864G	53.80	54.00	-0.20	-3.88	3	Vertical	0	2.09	-	57.68	39.42	10.76	54.06
PK	3.8833G	49.16	74.00	-24.84	-15.20	3	Vertical	324	1.39	-	64.36	29.49	6.53	51.22
PK	11.64948G	67.27	74.00	-6.73	-3.88	3	Vertical	0	2.09	-	71.15	39.42	10.76	54.06
PK	17.47044G	55.77	68.20	-12.43	4.23	3	Vertical	360	1.49	-	51.54	43.10	13.97	52.84

802.11a_Nss1,(6Mbps)_2TX

5825MHz_TX

08/02/2020

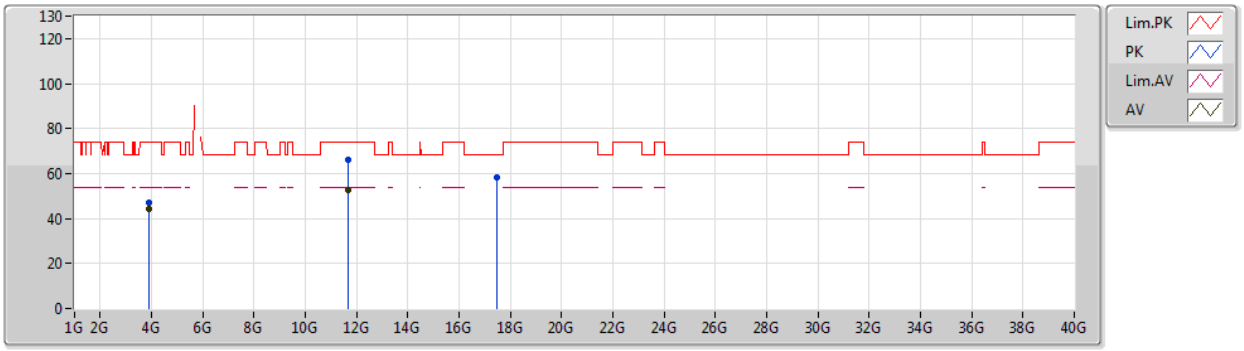

Type	Freq	Level	Limit	Margin	Factor	Dist	Condition	Azimuth	Height	Comment	Raw	AF	CL	PA
	(Hz)	(dBuV/m)	(dBuV/m)	(dB)	(dB)	(m)		(°)	(m)		(dBuV)	(dB)	(dB)	(dB)
AV	3.88333G	43.99	54.00	-10.01	-15.20	3	Horizontal	319	1.00	-	59.19	29.49	6.53	51.22
AV	11.649G	52.90	54.00	-1.10	-3.88	3	Horizontal	0	1.28	-	56.78	39.42	10.76	54.06
PK	3.88334G	47.13	74.00	-26.87	-15.20	3	Horizontal	319	1.00	-	62.33	29.49	6.53	51.22
PK	11.6494G	66.32	74.00	-7.68	-3.88	3	Horizontal	0	1.28	-	70.20	39.42	10.76	54.06
PK	17.473G	58.08	68.20	-10.12	4.25	3	Horizontal	287	1.89	-	53.83	43.12	13.97	52.84

802.11ax HEW20_Nss2,(MCS0)_2TX

5180MHz_TX

08/02/2020

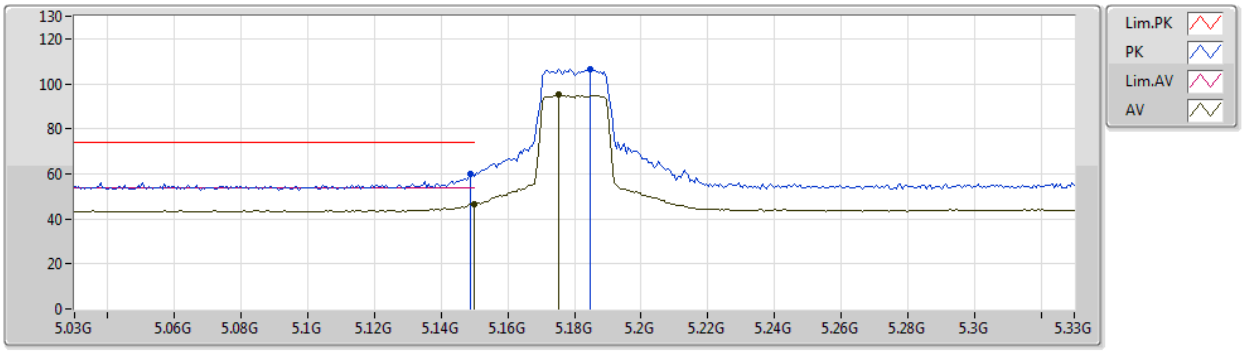

Type	Freq	Level	Limit	Margin	Factor	Dist	Condition	Azimuth	Height	Comment	Raw	AF	CL	PA
	(Hz)	(dBuV/m)	(dBuV/m)	(dB)	(dB)	(m)		(°)	(m)		(dBuV)	(dB)	(dB)	(dB)
AV	5.15G	46.60	54.00	-7.40	4.97	3	Vertical	335	2.76	-	41.63	31.76	7.04	33.83
AV	5.1752G	95.13	Inf	-Inf	5.00	3	Vertical	335	2.76	-	90.13	31.77	7.07	33.84
PK	5.1488G	59.75	74.00	-14.25	4.96	3	Vertical	335	2.76	-	54.79	31.76	7.03	33.83
PK	5.1848G	106.68	Inf	-Inf	5.00	3	Vertical	335	2.76	-	101.68	31.77	7.08	33.85

802.11ax HEW20_Nss2,(MCS0)_2TX

5180MHz_TX

08/02/2020

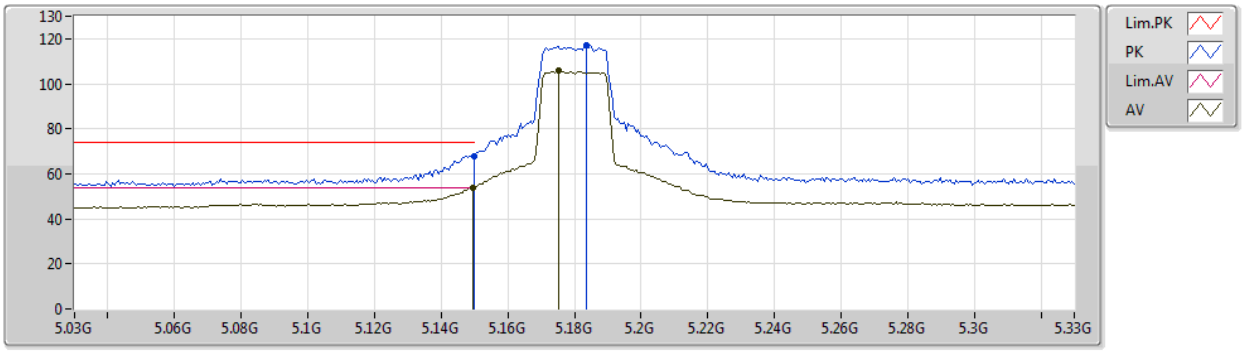

Type	Freq	Level	Limit	Margin	Factor	Dist	Condition	Azimuth	Height	Comment	Raw	AF	CL	PA
	(Hz)	(dBuV/m)	(dBuV/m)	(dB)	(dB)	(m)		(°)	(m)		(dBuV)	(dB)	(dB)	(dB)
AV	5.1494G	53.80	54.00	-0.20	4.97	3	Horizontal	4	1.57	-	48.83	31.76	7.04	33.83
AV	5.1752G	105.75	Inf	-Inf	5.00	3	Horizontal	4	1.57	-	100.75	31.77	7.07	33.84
PK	5.15G	68.03	74.00	-5.97	4.97	3	Horizontal	4	1.57	-	63.06	31.76	7.04	33.83
PK	5.1836G	117.01	Inf	-Inf	5.00	3	Horizontal	4	1.57	-	112.01	31.77	7.08	33.85

802.11ax HEW20_Nss2,(MCS0)_2TX

5180MHz_TX

08/02/2020

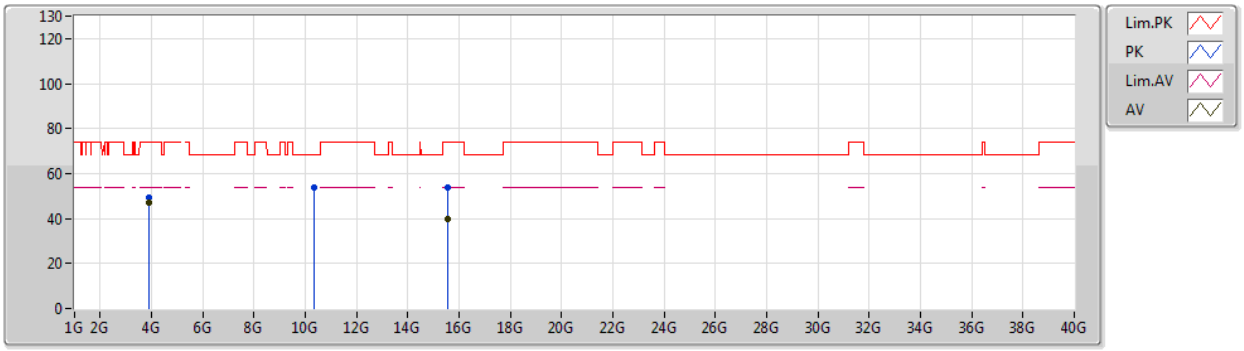

Type	Freq	Level	Limit	Margin	Factor	Dist	Condition	Azimuth	Height	Comment	Raw	AF	CL	PA
	(Hz)	(dBuV/m)	(dBuV/m)	(dB)	(dB)	(m)		(°)	(m)		(dBuV)	(dB)	(dB)	(dB)
AV	3.885G	47.15	54.00	-6.85	-15.19	3	Vertical	333	1.23	-	62.34	29.49	6.54	51.22
AV	15.53874G	39.70	54.00	-14.30	-1.36	3	Vertical	26	1.15	-	41.06	38.81	12.81	52.98
PK	3.88502G	49.44	74.00	-24.56	-15.19	3	Vertical	333	1.23	-	64.63	29.49	6.54	51.22
PK	10.36204G	54.03	68.20	-14.17	-4.77	3	Vertical	355	2.95	-	58.80	39.37	10.33	54.47
PK	15.53688G	53.73	74.00	-20.27	-1.36	3	Vertical	26	1.15	-	55.09	38.81	12.81	52.98

802.11ax HEW20_Nss2,(MCS0)_2TX

5180MHz_TX

08/02/2020

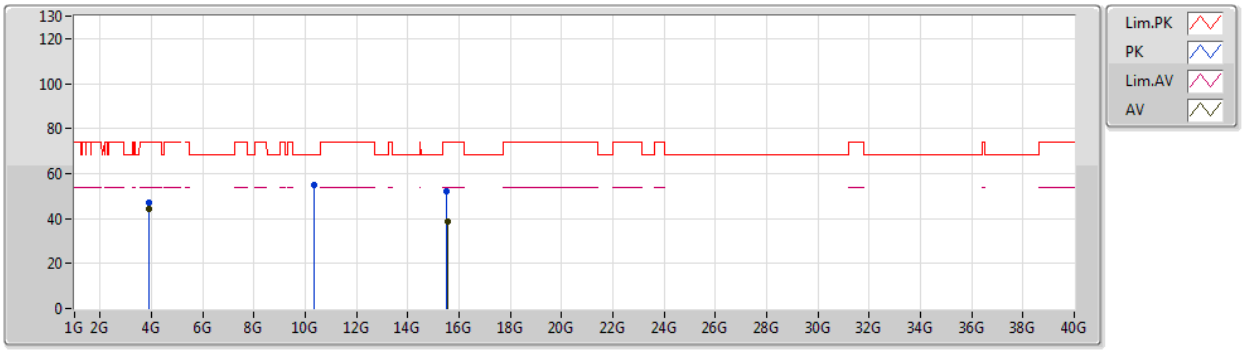

Type	Freq	Level	Limit	Margin	Factor	Dist	Condition	Azimuth	Height	Comment	Raw	AF	CL	PA
	(Hz)	(dBuV/m)	(dBuV/m)	(dB)	(dB)	(m)		(°)	(m)		(dBuV)	(dB)	(dB)	(dB)
AV	3.885G	44.44	54.00	-9.56	-15.19	3	Horizontal	328	1.00	-	59.63	29.49	6.54	51.22
AV	15.53388G	38.88	54.00	-15.12	-1.36	3	Horizontal	223	1.13	-	40.24	38.82	12.80	52.98
PK	3.88505G	47.22	74.00	-26.78	-15.19	3	Horizontal	328	1.00	-	62.41	29.49	6.54	51.22
PK	10.36264G	55.17	68.20	-13.03	-4.77	3	Horizontal	58	2.00	-	59.94	39.37	10.33	54.47
PK	15.52722G	52.32	74.00	-21.68	-1.33	3	Horizontal	223	1.13	-	53.65	38.85	12.79	52.97

802.11ax HEW20_Nss2,(MCS0)_2TX

5200MHz_TX

08/02/2020

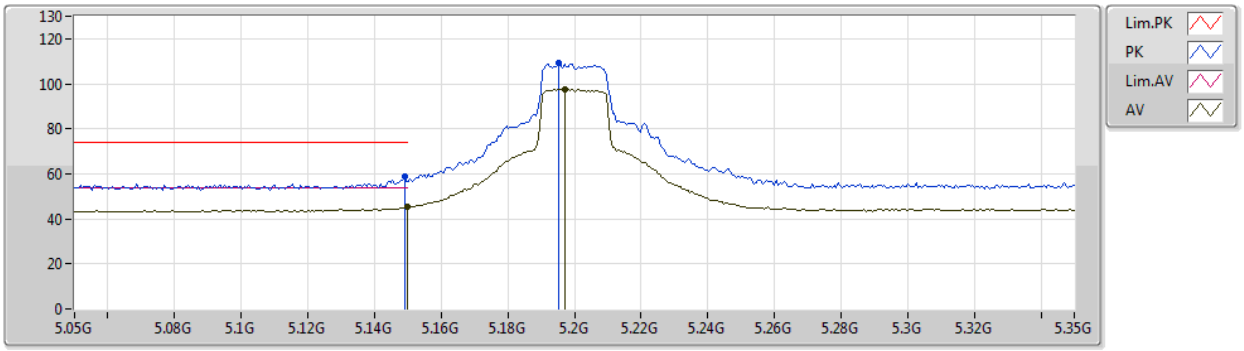

Type	Freq	Level	Limit	Margin	Factor	Dist	Condition	Azimuth	Height	Comment	Raw	AF	CL	PA
	(Hz)	(dBuV/m)	(dBuV/m)	(dB)	(dB)	(m)		(°)	(m)		(dBuV)	(dB)	(dB)	(dB)
AV	5.15G	45.34	54.00	-8.66	4.97	3	Vertical	299	2.74	-	40.37	31.76	7.04	33.83
AV	5.197G	97.65	Inf	-Inf	5.03	3	Vertical	299	2.74	-	92.62	31.78	7.10	33.85
PK	5.149G	58.97	74.00	-15.03	4.97	3	Vertical	299	2.74	-	54.00	31.76	7.04	33.83
PK	5.1952G	109.20	Inf	-Inf	5.02	3	Vertical	299	2.74	-	104.18	31.78	7.09	33.85

802.11ax HEW20_Nss2,(MCS0)_2TX

5200MHz_TX

08/02/2020

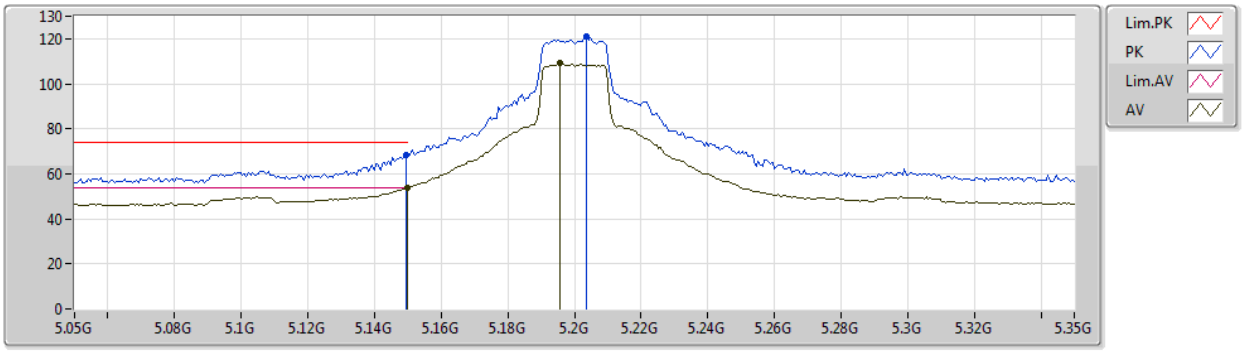

Type	Freq	Level	Limit	Margin	Factor	Dist	Condition	Azimuth	Height	Comment	Raw	AF	CL	PA
	(Hz)	(dBuV/m)	(dBuV/m)	(dB)	(dB)	(m)		(°)	(m)		(dBuV)	(dB)	(dB)	(dB)
AV	5.15G	53.92	54.00	-0.08	4.97	3	Horizontal	0	1.49	-	48.95	31.76	7.04	33.83
AV	5.1958G	109.08	Inf	-Inf	5.02	3	Horizontal	0	1.49	-	104.06	31.78	7.09	33.85
PK	5.1496G	68.62	74.00	-5.38	4.97	3	Horizontal	0	1.49	-	63.65	31.76	7.04	33.83
PK	5.2036G	120.76	Inf	-Inf	5.03	3	Horizontal	0	1.49	-	115.73	31.78	7.10	33.85

802.11ax HEW20_Nss2,(MCS0)_2TX

5200MHz_TX

08/02/2020

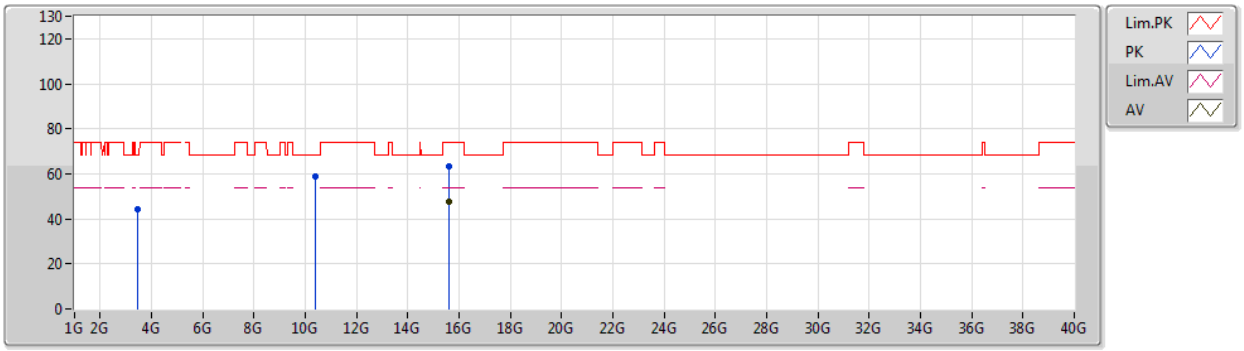

Type	Freq	Level	Limit	Margin	Factor	Dist	Condition	Azimuth	Height	Comment	Raw	AF	CL	PA
	(Hz)	(dBuV/m)	(dBuV/m)	(dB)	(dB)	(m)		(°)	(m)		(dBuV)	(dB)	(dB)	(dB)
AV	15.60276G	47.47	54.00	-6.53	-1.58	3	Vertical	348	1.00	-	49.05	38.57	12.91	53.06
PK	3.46666G	44.11	68.20	-24.09	-16.80	3	Vertical	25	1.69	-	60.91	28.78	5.65	51.23
PK	10.40252G	59.07	68.20	-9.13	-4.69	3	Vertical	3	3.00	-	63.76	39.42	10.34	54.45
PK	15.61092G	63.30	74.00	-10.70	-1.59	3	Vertical	348	1.00	-	64.89	38.54	12.93	53.06

802.11ax HEW20_Nss2,(MCS0)_2TX

5200MHz_TX

08/02/2020

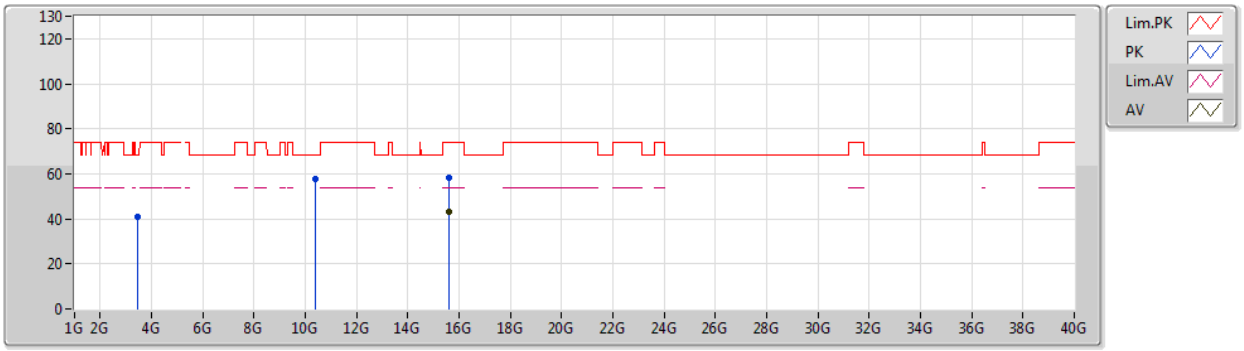

Type	Freq	Level	Limit	Margin	Factor	Dist	Condition	Azimuth	Height	Comment	Raw	AF	CL	PA
	(Hz)	(dBuV/m)	(dBuV/m)	(dB)	(dB)	(m)		(°)	(m)		(dBuV)	(dB)	(dB)	(dB)
AV	15.60312G	42.89	54.00	-11.11	-1.58	3	Horizontal	308	1.39	-	44.47	38.57	12.91	53.06
PK	3.46658G	40.92	68.20	-27.28	-16.80	3	Horizontal	334	1.55	-	57.72	28.78	5.65	51.23
PK	10.4024G	57.95	68.20	-10.25	-4.69	3	Horizontal	61	1.86	-	62.64	39.42	10.34	54.45
PK	15.61068G	58.22	74.00	-15.78	-1.59	3	Horizontal	308	1.39	-	59.81	38.54	12.93	53.06

802.11ax HEW20_Nss2,(MCS0)_2TX

5240MHz_TX

08/02/2020

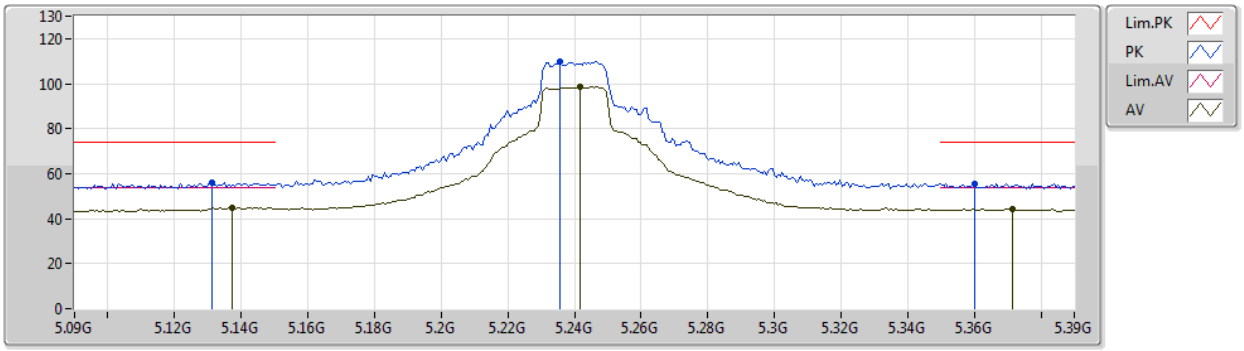

Type	Freq	Level	Limit	Margin	Factor	Dist	Condition	Azimuth	Height	Comment	Raw	AF	CL	PA
	(Hz)	(dBuV/m)	(dBuV/m)	(dB)	(dB)	(m)		(°)	(m)		(dBuV)	(dB)	(dB)	(dB)
AV	5.1374G	44.82	54.00	-9.18	4.94	3	Vertical	299	2.81	-	39.88	31.75	7.02	33.83
AV	5.2418G	98.72	Inf	-Inf	5.09	3	Vertical	299	2.81	-	93.63	31.80	7.15	33.86
AV	5.3714G	44.24	54.00	-9.76	5.27	3	Vertical	299	2.81	-	38.97	31.85	7.31	33.89
PK	5.1314G	56.26	74.00	-17.74	4.93	3	Vertical	299	2.81	-	51.33	31.75	7.01	33.83
PK	5.2358G	109.59	Inf	-Inf	5.07	3	Vertical	299	2.81	-	104.52	31.79	7.14	33.86
PK	5.36G	55.48	74.00	-18.52	5.25	3	Vertical	299	2.81	-	50.23	31.84	7.30	33.89

802.11ax HEW20_Nss2,(MCS0)_2TX

5240MHz_TX

08/02/2020

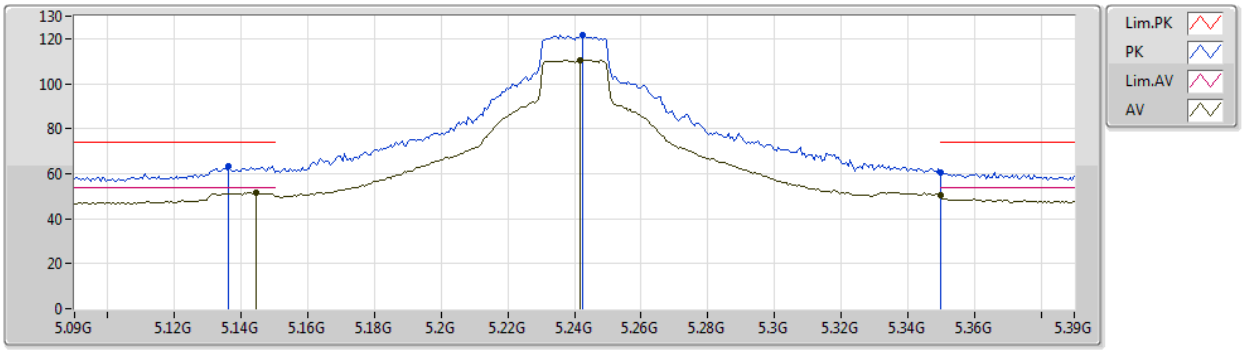

Type	Freq	Level	Limit	Margin	Factor	Dist	Condition	Azimuth	Height	Comment	Raw	AF	CL	PA
	(Hz)	(dBuV/m)	(dBuV/m)	(dB)	(dB)	(m)		(°)	(m)		(dBuV)	(dB)	(dB)	(dB)
AV	5.1446G	51.44	54.00	-2.56	4.96	3	Horizontal	3	1.18	-	46.48	31.76	7.03	33.83
AV	5.2418G	110.55	Inf	-Inf	5.09	3	Horizontal	3	1.18	-	105.46	31.80	7.15	33.86
AV	5.35G	50.44	54.00	-3.56	5.24	3	Horizontal	3	1.18	-	45.20	31.84	7.29	33.89
PK	5.1362G	63.33	74.00	-10.67	4.94	3	Horizontal	3	1.18	-	58.39	31.75	7.02	33.83
PK	5.2424G	121.83	Inf	-Inf	5.09	3	Horizontal	3	1.18	-	116.74	31.80	7.15	33.86
PK	5.35G	60.76	74.00	-13.24	5.24	3	Horizontal	3	1.18	-	55.52	31.84	7.29	33.89

802.11ax HEW20_Nss2,(MCS0)_2TX

5240MHz_TX

08/02/2020

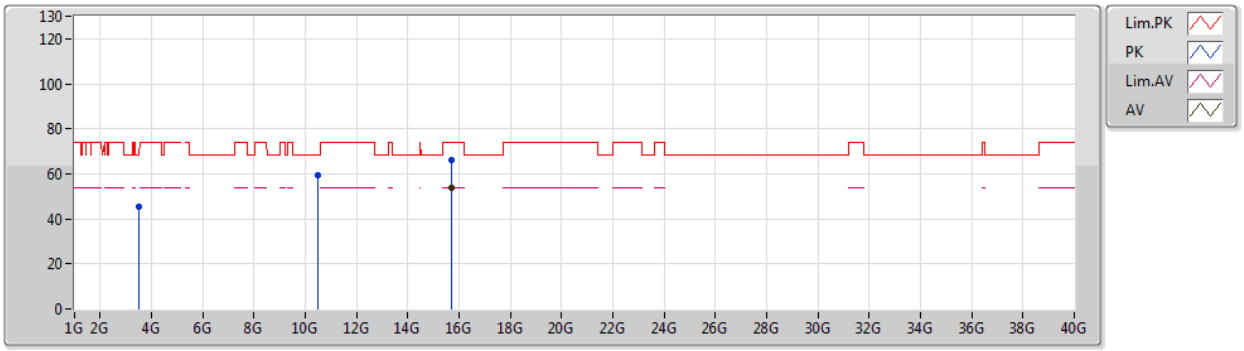

Type	Freq	Level	Limit	Margin	Factor	Dist	Condition	Azimuth	Height	Comment	Raw	AF	CL	PA
	(Hz)	(dBuV/m)	(dBuV/m)	(dB)	(dB)	(m)		(°)	(m)		(dBuV)	(dB)	(dB)	(dB)
AV	15.71598G	53.90	54.00	-0.10	-1.94	3	Vertical	348	1.00	-	55.84	38.15	13.09	53.18
PK	3.49329G	45.65	68.20	-22.55	-16.78	3	Vertical	23	1.09	-	62.43	28.80	5.66	51.24
PK	10.47664G	59.54	68.20	-8.66	-4.55	3	Vertical	352	1.72	-	64.09	39.52	10.35	54.42
PK	15.71112G	66.35	74.00	-7.65	-1.93	3	Vertical	348	1.00	-	68.28	38.17	13.08	53.18

802.11ax HEW20_Nss2,(MCS0)_2TX

5240MHz_TX

08/02/2020

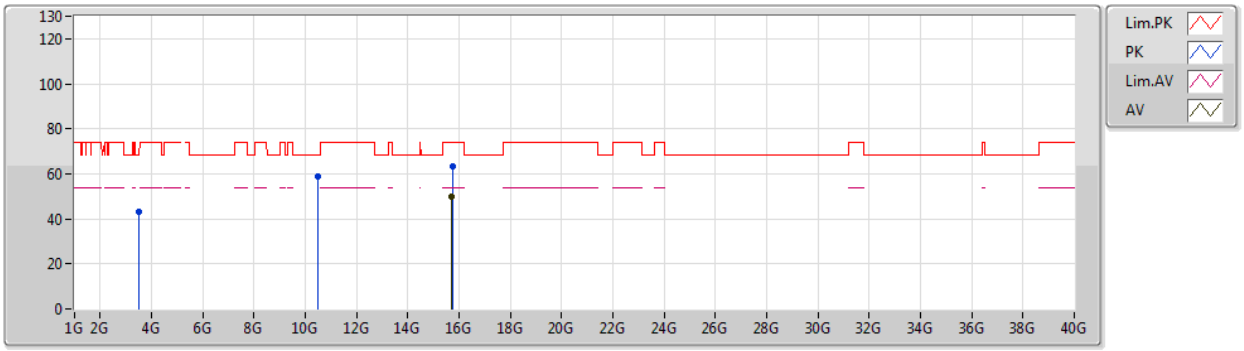

Type	Freq	Level	Limit	Margin	Factor	Dist	Condition	Azimuth	Height	Comment	Raw	AF	CL	PA
	(Hz)	(dBuV/m)	(dBuV/m)	(dB)	(dB)	(m)		(°)	(m)		(dBuV)	(dB)	(dB)	(dB)
AV	15.72174G	50.05	54.00	-3.95	-1.96	3	Horizontal	314	1.49	-	52.01	38.13	13.10	53.19
PK	3.49327G	43.06	68.20	-25.14	-16.78	3	Horizontal	311	2.84	-	59.84	28.80	5.66	51.24
PK	10.47862G	58.59	68.20	-9.61	-4.55	3	Horizontal	335	1.48	-	63.14	39.52	10.35	54.42
PK	15.73086G	63.09	74.00	-10.91	-1.99	3	Horizontal	314	1.49	-	65.08	38.10	13.11	53.20

802.11ax HEW20_Nss2,(MCS0)_2TX

5260MHz_TX

08/02/2020

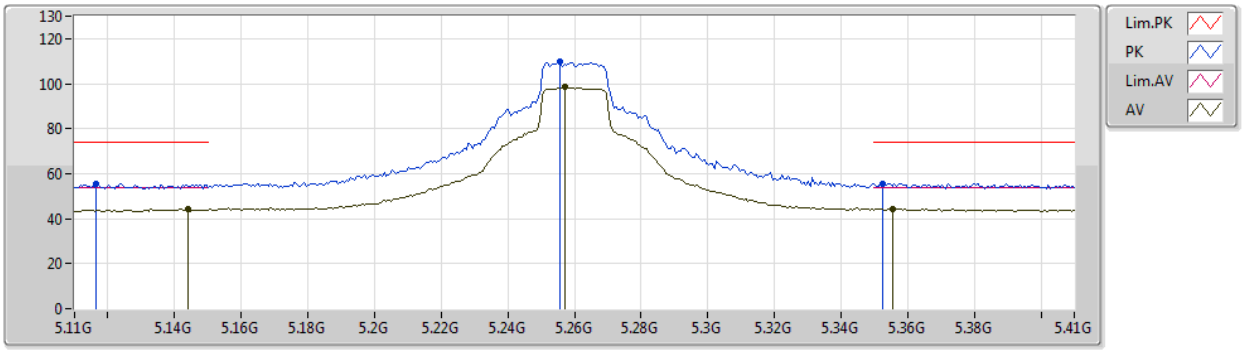

Type	Freq	Level	Limit	Margin	Factor	Dist	Condition	Azimuth	Height	Comment	Raw	AF	CL	PA
	(Hz)	(dBuV/m)	(dBuV/m)	(dB)	(dB)	(m)		(°)	(m)		(dBuV)	(dB)	(dB)	(dB)
AV	5.1442G	44.26	54.00	-9.74	4.96	3	Vertical	301	2.71	-	39.30	31.76	7.03	33.83
AV	5.257G	98.40	Inf	-Inf	5.11	3	Vertical	301	2.71	-	93.29	31.80	7.17	33.86
AV	5.3554G	44.54	54.00	-9.46	5.24	3	Vertical	301	2.71	-	39.30	31.84	7.29	33.89
PK	5.1166G	55.45	74.00	-18.55	4.92	3	Vertical	301	2.71	-	50.53	31.75	6.99	33.82
PK	5.2558G	109.99	Inf	-Inf	5.11	3	Vertical	301	2.71	-	104.88	31.80	7.17	33.86
PK	5.3524G	55.74	74.00	-18.26	5.24	3	Vertical	301	2.71	-	50.50	31.84	7.29	33.89

802.11ax HEW20_Nss2,(MCS0)_2TX

5260MHz_TX

08/02/2020

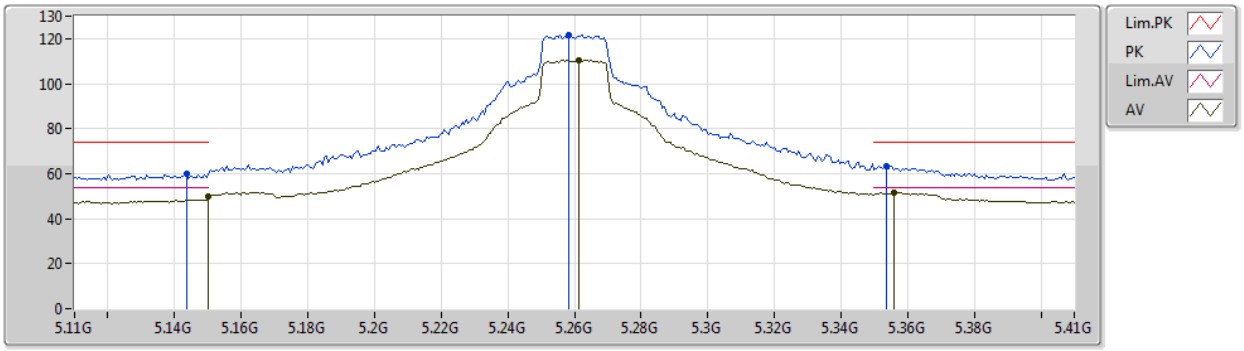

Type	Freq	Level	Limit	Margin	Factor	Dist	Condition	Azimuth	Height	Comment	Raw	AF	CL	PA
	(Hz)	(dBuV/m)	(dBuV/m)	(dB)	(dB)	(m)		(°)	(m)		(dBuV)	(dB)	(dB)	(dB)
AV	5.15G	49.75	54.00	-4.25	4.97	3	Horizontal	2	1.00	-	44.78	31.76	7.04	33.83
AV	5.2612G	110.31	Inf	-Inf	5.12	3	Horizontal	2	1.00	-	105.19	31.80	7.18	33.86
AV	5.356G	51.71	54.00	-2.29	5.25	3	Horizontal	2	1.00	-	46.46	31.84	7.30	33.89
PK	5.1436G	60.00	74.00	-14.00	4.96	3	Horizontal	2	1.00	-	55.04	31.76	7.03	33.83
PK	5.2582G	121.73	Inf	-Inf	5.11	3	Horizontal	2	1.00	-	116.62	31.80	7.17	33.86
PK	5.3536G	63.36	74.00	-10.64	5.24	3	Horizontal	2	1.00	-	58.12	31.84	7.29	33.89

802.11ax HEW20_Nss2,(MCS0)_2TX

5260MHz_TX

08/02/2020

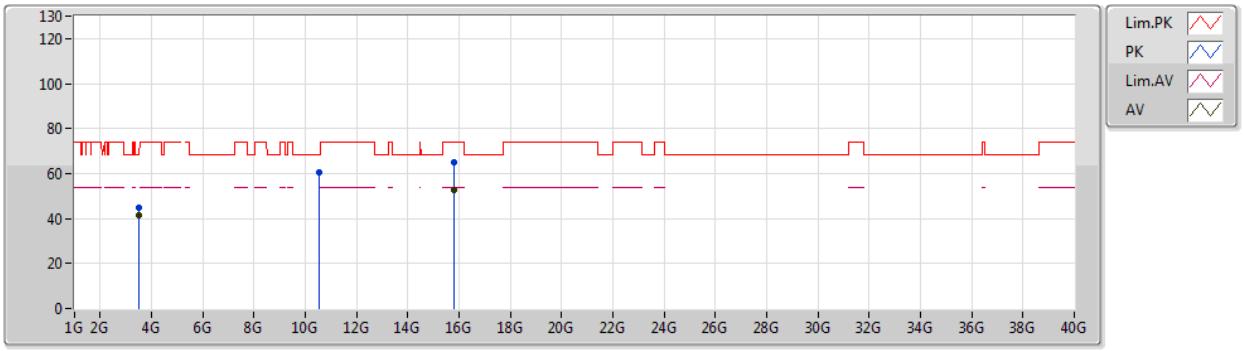

Type	Freq	Level	Limit	Margin	Factor	Dist	Condition	Azimuth	Height	Comment	Raw	AF	CL	PA
	(Hz)	(dBuV/m)	(dBuV/m)	(dB)	(dB)	(m)		(°)	(m)		(dBuV)	(dB)	(dB)	(dB)
AV	3.50665G	41.65	54.00	-12.35	-16.75	3	Vertical	43	1.25	-	58.40	28.81	5.68	51.24
AV	15.78102G	52.63	54.00	-1.37	-2.15	3	Vertical	351	1.47	-	54.78	37.91	13.19	53.25
PK	3.50661G	45.06	74.00	-28.94	-16.75	3	Vertical	43	1.25	-	61.81	28.81	5.68	51.24
PK	10.51646G	60.57	68.20	-7.63	-4.48	3	Vertical	352	1.71	-	65.05	39.57	10.36	54.41
PK	15.78072G	65.02	74.00	-8.98	-2.15	3	Vertical	351	1.47	-	67.17	37.91	13.19	53.25

802.11ax HEW20_Nss2,(MCS0)_2TX

5260MHz_TX

08/02/2020

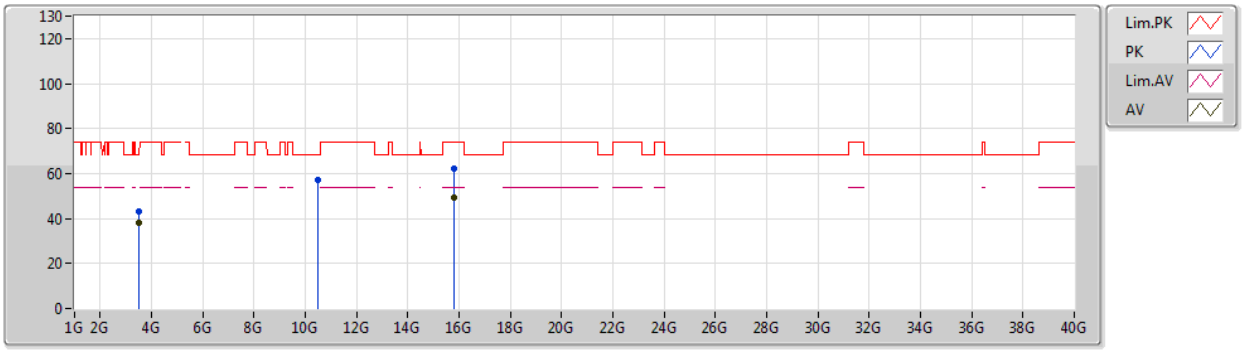

Type	Freq	Level	Limit	Margin	Factor	Dist	Condition	Azimuth	Height	Comment	Raw	AF	CL	PA
	(Hz)	(dBuV/m)	(dBuV/m)	(dB)	(dB)	(m)		(°)	(m)		(dBuV)	(dB)	(dB)	(dB)
AV	3.50665G	38.34	54.00	-15.66	-16.75	3	Horizontal	12	1.01	-	55.09	28.81	5.68	51.24
AV	15.78192G	49.43	54.00	-4.57	-2.16	3	Horizontal	313	1.40	-	51.59	37.91	13.19	53.26
PK	3.50671G	43.12	74.00	-30.88	-16.75	3	Horizontal	12	1.01	-	59.87	28.81	5.68	51.24
PK	10.50878G	57.06	68.20	-11.14	-4.50	3	Horizontal	333	1.48	-	61.56	39.56	10.35	54.41
PK	15.79086G	62.36	74.00	-11.64	-2.19	3	Horizontal	313	1.40	-	64.55	37.87	13.21	53.27

802.11ax HEW20_Nss2,(MCS0)_2TX

5300MHz_TX

08/02/2020

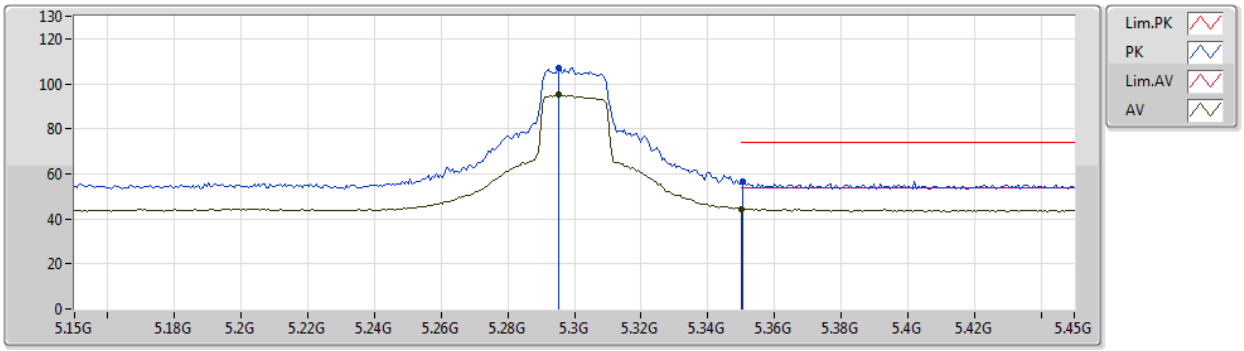

Type	Freq	Level	Limit	Margin	Factor	Dist	Condition	Azimuth	Height	Comment	Raw	AF	CL	PA
	(Hz)	(dBuV/m)	(dBuV/m)	(dB)	(dB)	(m)		(°)	(m)		(dBuV)	(dB)	(dB)	(dB)
AV	5.2952G	95.26	Inf	-Inf	5.17	3	Vertical	299	2.63	-	90.09	31.82	7.22	33.87
AV	5.35G	44.53	54.00	-9.47	5.24	3	Vertical	299	2.63	-	39.29	31.84	7.29	33.89
PK	5.2952G	106.99	Inf	-Inf	5.17	3	Vertical	299	2.63	-	101.82	31.82	7.22	33.87
PK	5.3504G	56.82	74.00	-17.18	5.24	3	Vertical	299	2.63	-	51.58	31.84	7.29	33.89

802.11ax HEW20_Nss2,(MCS0)_2TX

5300MHz_TX

08/02/2020

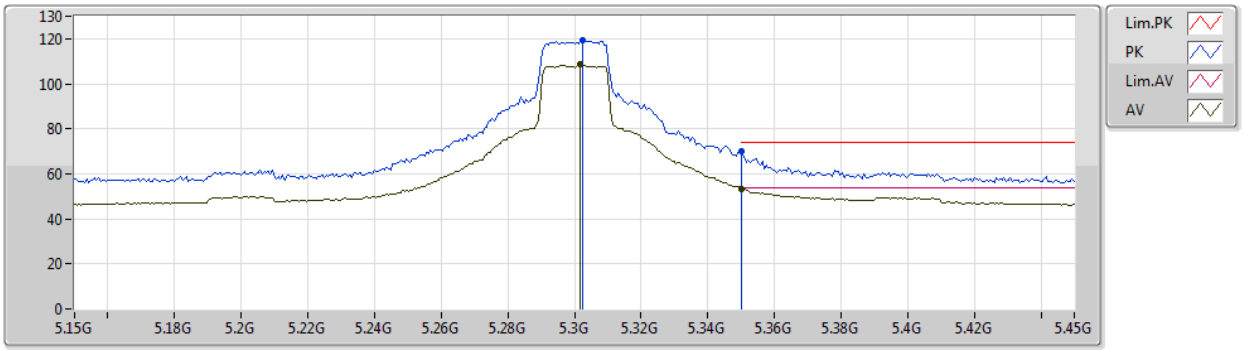

Type	Freq	Level	Limit	Margin	Factor	Dist	Condition	Azimuth	Height	Comment	Raw	AF	CL	PA
	(Hz)	(dBuV/m)	(dBuV/m)	(dB)	(dB)	(m)		(°)	(m)		(dBuV)	(dB)	(dB)	(dB)
AV	5.3018G	108.53	Inf	-Inf	5.18	3	Horizontal	3	1.31	-	103.35	31.82	7.23	33.87
AV	5.35G	53.25	54.00	-0.75	5.24	3	Horizontal	3	1.31	-	48.01	31.84	7.29	33.89
PK	5.3024G	119.08	Inf	-Inf	5.18	3	Horizontal	3	1.31	-	113.90	31.82	7.23	33.87
PK	5.35G	70.22	74.00	-3.78	5.24	3	Horizontal	3	1.31	-	64.98	31.84	7.29	33.89

802.11ax HEW20_Nss2,(MCS0)_2TX

5300MHz_TX

08/02/2020

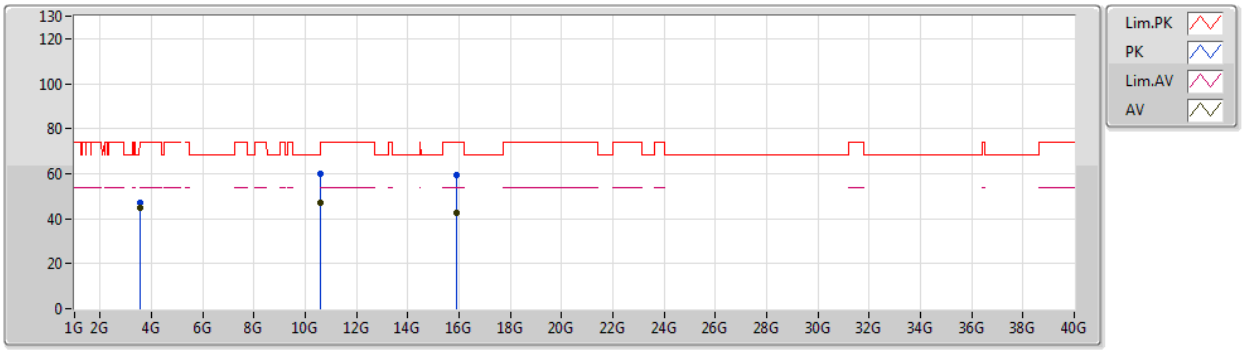

Type	Freq	Level	Limit	Margin	Factor	Dist	Condition	Azimuth	Height	Comment	Raw	AF	CL	PA
	(Hz)	(dBuV/m)	(dBuV/m)	(dB)	(dB)	(m)		(°)	(m)		(dBuV)	(dB)	(dB)	(dB)
AV	3.53333G	44.84	54.00	-9.16	-16.64	3	Vertical	26	1.49	-	61.48	28.86	5.74	51.24
AV	10.60054G	47.03	54.00	-6.97	-4.38	3	Vertical	310	1.27	-	51.41	39.68	10.37	54.43
AV	15.89916G	42.37	54.00	-11.63	-2.54	3	Vertical	312	2.46	-	44.91	37.47	13.38	53.39
PK	3.53329G	46.97	74.00	-27.03	-16.64	3	Vertical	26	1.49	-	63.61	28.86	5.74	51.24
PK	10.60132G	60.22	74.00	-13.78	-4.38	3	Vertical	310	1.27	-	64.60	39.68	10.37	54.43
PK	15.91062G	59.22	74.00	-14.78	-2.57	3	Vertical	312	2.46	-	61.79	37.43	13.40	53.40

802.11ax HEW20_Nss2,(MCS0)_2TX

5300MHz_TX

08/02/2020

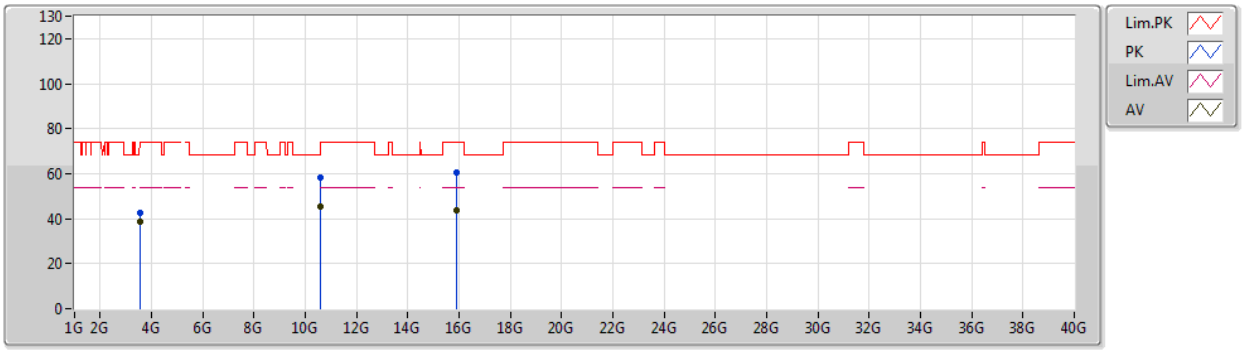

Type	Freq	Level	Limit	Margin	Factor	Dist	Condition	Azimuth	Height	Comment	Raw	AF	CL	PA
	(Hz)	(dBuV/m)	(dBuV/m)	(dB)	(dB)	(m)		(°)	(m)		(dBuV)	(dB)	(dB)	(dB)
AV	3.53329G	38.55	54.00	-15.45	-16.64	3	Horizontal	12	1.00	-	55.19	28.86	5.74	51.24
AV	10.60006G	45.12	54.00	-8.88	-4.38	3	Horizontal	26	2.08	-	49.50	39.68	10.37	54.43
AV	15.89994G	43.58	54.00	-10.42	-2.54	3	Horizontal	309	1.36	-	46.12	37.47	13.38	53.39
PK	3.53342G	42.67	74.00	-31.33	-16.64	3	Horizontal	12	1.00	-	59.31	28.86	5.74	51.24
PK	10.60126G	58.08	74.00	-15.92	-4.38	3	Horizontal	26	2.08	-	62.46	39.68	10.37	54.43
PK	15.9108G	60.54	74.00	-13.46	-2.57	3	Horizontal	309	1.36	-	63.11	37.43	13.40	53.40

802.11ax HEW20_Nss2,(MCS0)_2TX

5320MHz_TX

08/02/2020

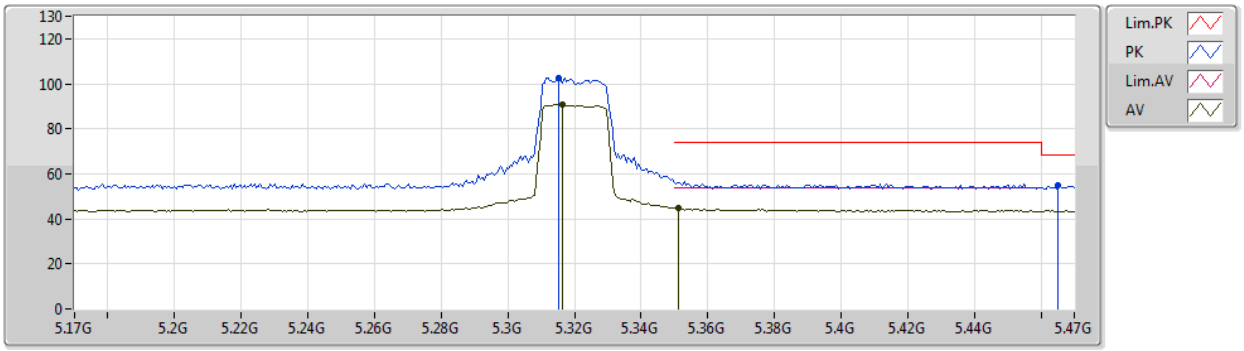

Type	Freq	Level	Limit	Margin	Factor	Dist	Condition	Azimuth	Height	Comment	Raw	AF	CL	PA
	(Hz)	(dBuV/m)	(dBuV/m)	(dB)	(dB)	(m)		(°)	(m)		(dBuV)	(dB)	(dB)	(dB)
AV	5.3164G	90.99	Inf	-Inf	5.21	3	Vertical	303	2.65	-	85.78	31.83	7.25	33.87
AV	5.3512G	44.66	54.00	-9.34	5.24	3	Vertical	303	2.65	-	39.42	31.84	7.29	33.89
PK	5.3152G	102.75	Inf	-Inf	5.20	3	Vertical	303	2.65	-	97.55	31.83	7.24	33.87
PK	5.4652G	55.03	68.20	-13.17	5.41	3	Vertical	303	2.65	-	49.62	31.89	7.43	33.91

802.11ax HEW20_Nss2,(MCS0)_2TX

5320MHz_TX

08/02/2020

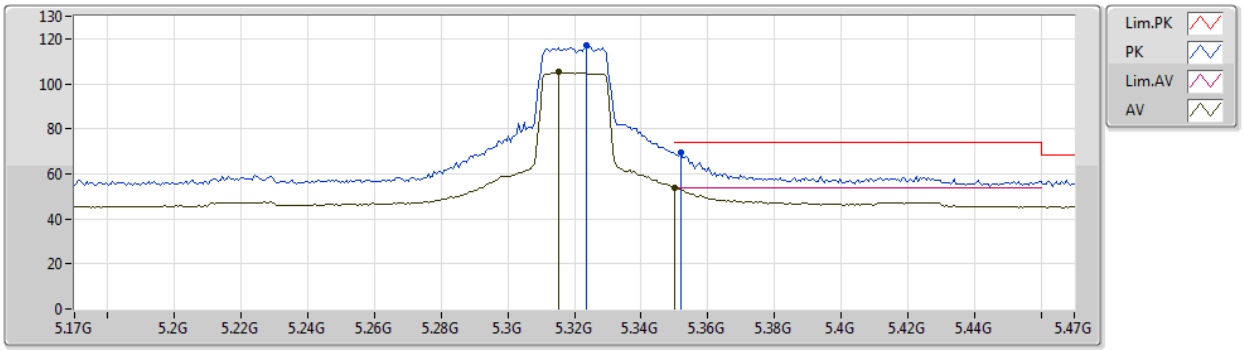

Type	Freq	Level	Limit	Margin	Factor	Dist	Condition	Azimuth	Height	Comment	Raw	AF	CL	PA
	(Hz)	(dBuV/m)	(dBuV/m)	(dB)	(dB)	(m)		(°)	(m)		(dBuV)	(dB)	(dB)	(dB)
AV	5.3152G	105.26	Inf	-Inf	5.20	3	Horizontal	6	1.49	-	100.06	31.83	7.24	33.87
AV	5.35G	53.59	54.00	-0.41	5.25	3	Horizontal	6	1.49	-	48.34	31.84	7.29	33.88
PK	5.3236G	116.94	Inf	-Inf	5.20	3	Horizontal	6	1.49	-	111.74	31.83	7.25	33.88
PK	5.3518G	69.56	74.00	-4.44	5.24	3	Horizontal	6	1.49	-	64.32	31.84	7.29	33.89

802.11ax HEW20_Nss2,(MCS0)_2TX

5320MHz_TX

08/02/2020

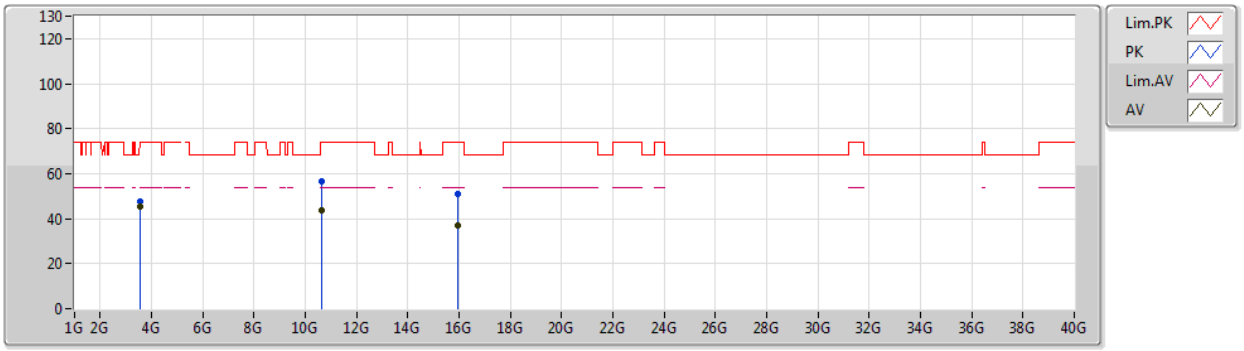

Type	Freq	Level	Limit	Margin	Factor	Dist	Condition	Azimuth	Height	Comment	Raw	AF	CL	PA
	(Hz)	(dBuV/m)	(dBuV/m)	(dB)	(dB)	(m)		(°)	(m)		(dBuV)	(dB)	(dB)	(dB)
AV	3.54664G	45.24	54.00	-8.76	-16.59	3	Vertical	32	1.48	-	61.83	28.88	5.77	51.24
AV	10.6388G	43.57	54.00	-10.43	-4.33	3	Vertical	303	2.33	-	47.90	39.73	10.38	54.44
AV	15.96102G	36.77	54.00	-17.23	-2.74	3	Vertical	313	1.43	-	39.51	37.24	13.48	53.46
PK	3.54671G	47.60	74.00	-26.40	-16.59	3	Vertical	32	1.48	-	64.19	28.88	5.77	51.24
PK	10.64144G	56.82	74.00	-17.18	-4.33	3	Vertical	303	2.33	-	61.15	39.73	10.38	54.44
PK	15.96408G	50.92	74.00	-23.08	-2.75	3	Vertical	313	1.43	-	53.67	37.23	13.48	53.46

802.11ax HEW20_Nss2,(MCS0)_2TX

5320MHz_TX

08/02/2020

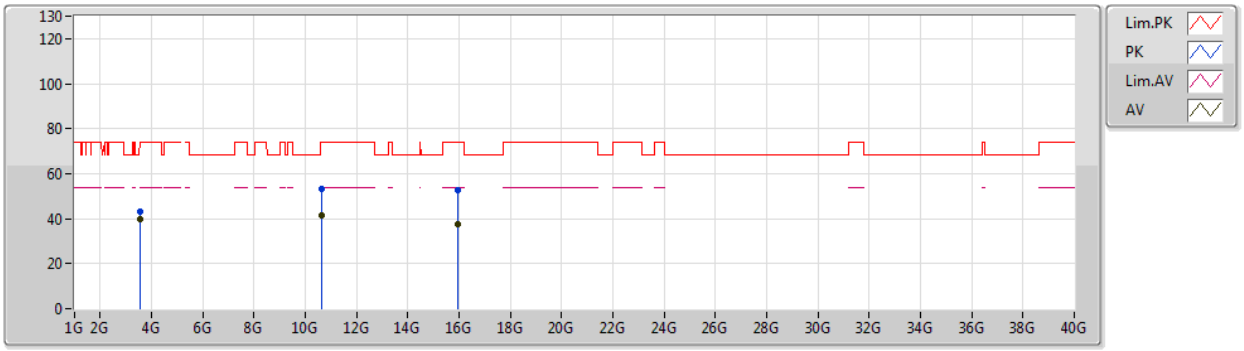

Type	Freq	Level	Limit	Margin	Factor	Dist	Condition	Azimuth	Height	Comment	Raw	AF	CL	PA
	(Hz)	(dBuV/m)	(dBuV/m)	(dB)	(dB)	(m)		(°)	(m)		(dBuV)	(dB)	(dB)	(dB)
AV	3.54667G	39.79	54.00	-14.21	-16.59	3	Horizontal	300	2.91	-	56.38	28.88	5.77	51.24
AV	10.63868G	41.20	54.00	-12.80	-4.33	3	Horizontal	307	1.70	-	45.53	39.73	10.38	54.44
AV	15.95862G	37.76	54.00	-16.24	-2.73	3	Horizontal	310	1.41	-	40.49	37.25	13.47	53.45
PK	3.54667G	43.42	74.00	-30.58	-16.59	3	Horizontal	300	2.91	-	60.01	28.88	5.77	51.24
PK	10.63766G	53.37	74.00	-20.63	-4.33	3	Horizontal	307	1.70	-	57.70	39.73	10.38	54.44
PK	15.96852G	52.46	74.00	-21.54	-2.75	3	Horizontal	310	1.41	-	55.21	37.22	13.49	53.46

802.11ax HEW20_Nss2,(MCS0)_2TX

5500MHz_TX

08/02/2020

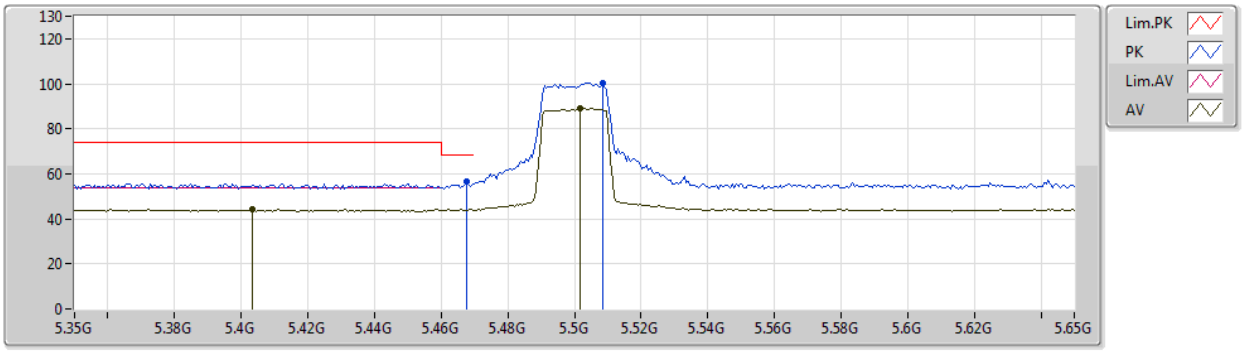

Type	Freq	Level	Limit	Margin	Factor	Dist	Condition	Azimuth	Height	Comment	Raw	AF	CL	PA
	(Hz)	(dBuV/m)	(dBuV/m)	(dB)	(dB)	(m)		(°)	(m)		(dBuV)	(dB)	(dB)	(dB)
AV	5.4034G	44.39	54.00	-9.61	5.31	3	Vertical	46	3.00	-	39.08	31.86	7.35	33.90
AV	5.5018G	89.20	Inf	-Inf	5.46	3	Vertical	46	3.00	-	83.74	31.90	7.48	33.92
PK	5.4676G	56.82	68.20	-11.38	5.42	3	Vertical	46	3.00	-	51.40	31.89	7.44	33.91
PK	5.5084G	100.54	Inf	-Inf	5.47	3	Vertical	46	3.00	-	95.07	31.91	7.48	33.92

802.11ax HEW20_Nss2,(MCS0)_2TX

5500MHz_TX

08/02/2020

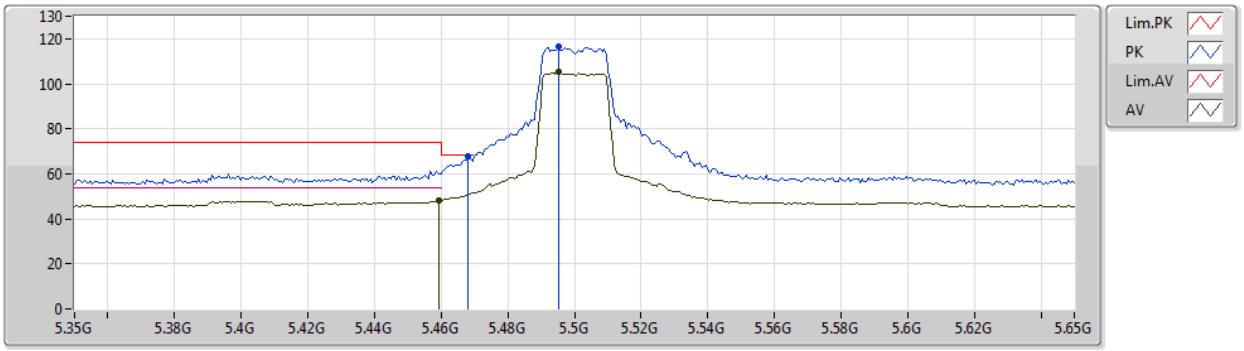

Type	Freq	Level	Limit	Margin	Factor	Dist	Condition	Azimuth	Height	Comment	Raw	AF	CL	PA
	(Hz)	(dBuV/m)	(dBuV/m)	(dB)	(dB)	(m)		(°)	(m)		(dBuV)	(dB)	(dB)	(dB)
AV	5.4592G	48.15	54.00	-5.85	5.39	3	Horizontal	4	2.39	-	42.76	31.88	7.42	33.91
AV	5.4952G	105.48	Inf	-Inf	5.45	3	Horizontal	4	2.39	-	100.03	31.90	7.47	33.92
PK	5.4682G	67.93	68.20	-0.27	5.42	3	Horizontal	4	2.39	-	62.51	31.89	7.44	33.91
PK	5.4952G	116.35	Inf	-Inf	5.45	3	Horizontal	4	2.39	-	110.90	31.90	7.47	33.92

802.11ax HEW20_Nss2,(MCS0)_2TX

5500MHz_TX

08/02/2020

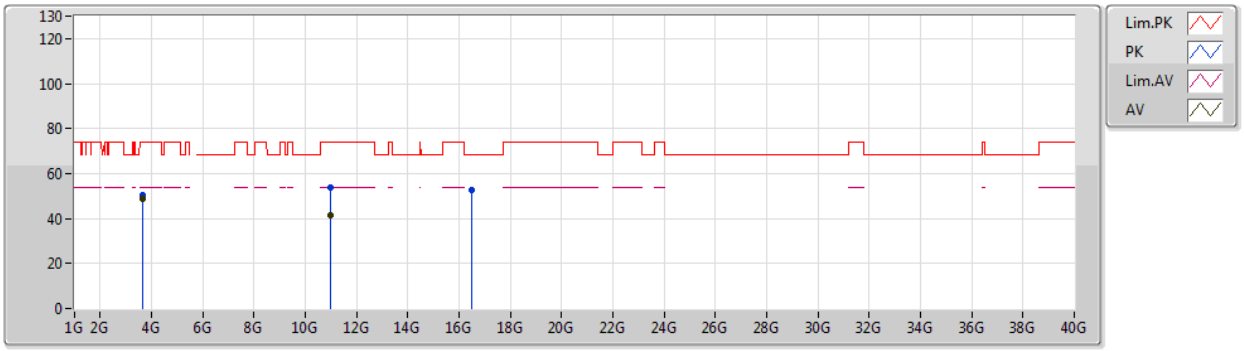

Type	Freq	Level	Limit	Margin	Factor	Dist	Condition	Azimuth	Height	Comment	Raw	AF	CL	PA
	(Hz)	(dBuV/m)	(dBuV/m)	(dB)	(dB)	(m)		(°)	(m)		(dBuV)	(dB)	(dB)	(dB)
AV	3.66666G	48.94	54.00	-5.06	-16.09	3	Vertical	36	1.03	-	65.03	29.10	6.04	51.23
AV	10.99916G	41.63	54.00	-12.37	-3.87	3	Vertical	0	1.48	-	45.50	40.20	10.44	54.51
PK	3.66659G	50.47	74.00	-23.53	-16.09	3	Vertical	36	1.03	-	66.56	29.10	6.04	51.23
PK	10.99466G	54.04	74.00	-19.96	-3.88	3	Vertical	0	1.48	-	57.92	40.19	10.44	54.51
PK	16.50384G	52.55	68.20	-15.65	0.02	3	Vertical	1	1.00	-	52.53	38.56	13.69	52.23

802.11ax HEW20_Nss2,(MCS0)_2TX

5500MHz_TX

08/02/2020

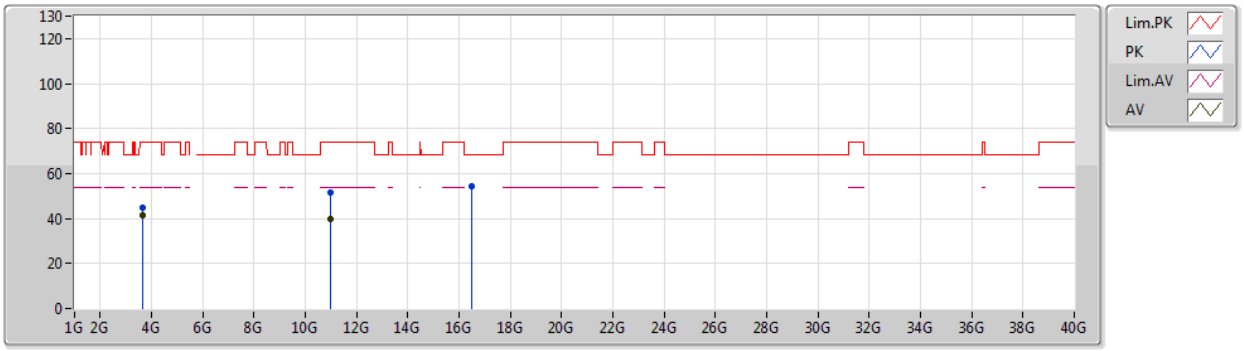

Type	Freq	Level	Limit	Margin	Factor	Dist	Condition	Azimuth	Height	Comment	Raw	AF	CL	PA
	(Hz)	(dBuV/m)	(dBuV/m)	(dB)	(dB)	(m)		(°)	(m)		(dBuV)	(dB)	(dB)	(dB)
AV	3.66664G	41.40	54.00	-12.60	-16.09	3	Horizontal	308	2.94	-	57.49	29.10	6.04	51.23
AV	11.00402G	39.95	54.00	-14.05	-3.87	3	Horizontal	312	1.48	-	43.82	40.20	10.44	54.51
PK	3.66667G	44.88	74.00	-29.12	-16.09	3	Horizontal	308	2.94	-	60.97	29.10	6.04	51.23
PK	11.00516G	51.76	74.00	-22.24	-3.87	3	Horizontal	312	1.48	-	55.63	40.19	10.45	54.51
PK	16.50192G	54.37	68.20	-13.83	0.02	3	Horizontal	306	1.48	-	54.35	38.56	13.69	52.23

802.11ax HEW20_Nss2,(MCS0)_2TX

5580MHz_TX

10/02/2020

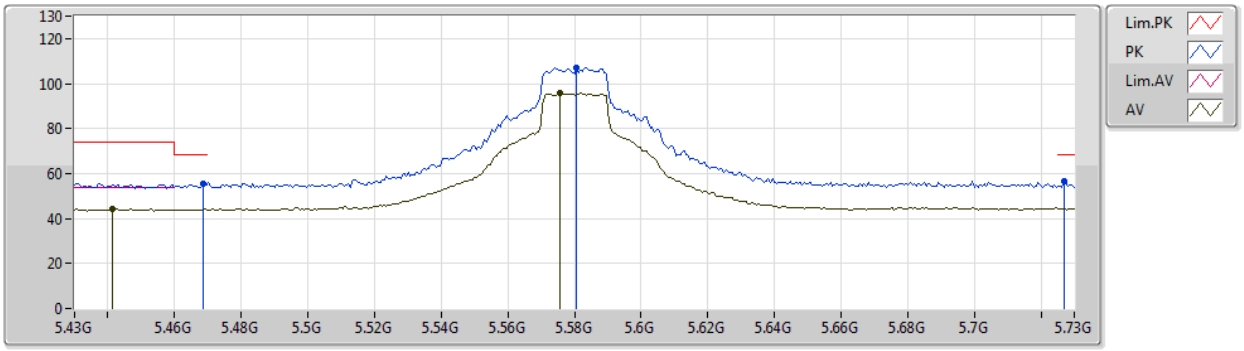

Type	Freq	Level	Limit	Margin	Factor	Dist	Condition	Azimuth	Height	Comment	Raw	AF	CL	PA
	(Hz)	(dBuV/m)	(dBuV/m)	(dB)	(dB)	(m)		(°)	(m)		(dBuV)	(dB)	(dB)	(dB)
AV	5.4414G	44.19	54.00	-9.81	5.37	3	Vertical	63	2.92	-	38.82	31.88	7.40	33.91
AV	5.5758G	95.90	Inf	-Inf	5.59	3	Vertical	63	2.92	-	90.31	32.01	7.52	33.94
PK	5.4684G	55.65	68.20	-12.55	5.42	3	Vertical	63	2.92	-	50.23	31.89	7.44	33.91
PK	5.5806G	107.29	Inf	-Inf	5.60	3	Vertical	63	2.92	-	101.69	32.01	7.53	33.94
PK	5.727G	56.43	68.20	-11.77	5.88	3	Vertical	63	2.92	-	50.55	32.22	7.62	33.96

802.11ax HEW20_Nss2,(MCS0)_2TX

5580MHz_TX

10/02/2020

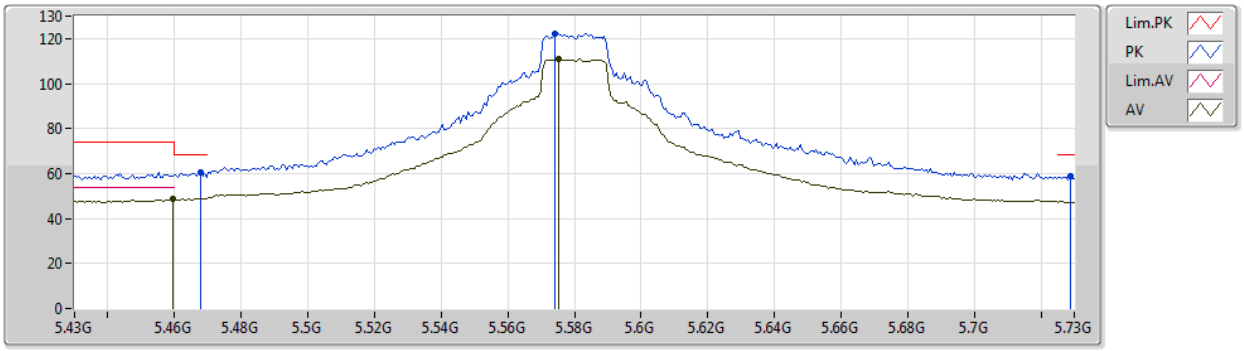

Type	Freq	Level	Limit	Margin	Factor	Dist	Condition	Azimuth	Height	Comment	Raw	AF	CL	PA
	(Hz)	(dBuV/m)	(dBuV/m)	(dB)	(dB)	(m)		(°)	(m)		(dBuV)	(dB)	(dB)	(dB)
AV	5.4594G	48.47	54.00	-5.53	5.40	3	Horizontal	11	1.50	-	43.07	31.88	7.43	33.91
AV	5.5752G	110.95	Inf	-Inf	5.59	3	Horizontal	11	1.50	-	105.36	32.01	7.52	33.94
PK	5.4678G	60.70	68.20	-7.50	5.42	3	Horizontal	11	1.50	-	55.28	31.89	7.44	33.91
PK	5.574G	122.36	Inf	-Inf	5.59	3	Horizontal	11	1.50	-	116.77	32.00	7.52	33.93
PK	5.7288G	59.00	68.20	-9.20	5.88	3	Horizontal	11	1.50	-	53.12	32.22	7.62	33.96

802.11ax HEW20_Nss2,(MCS0)_2TX

5580MHz_TX

10/02/2020

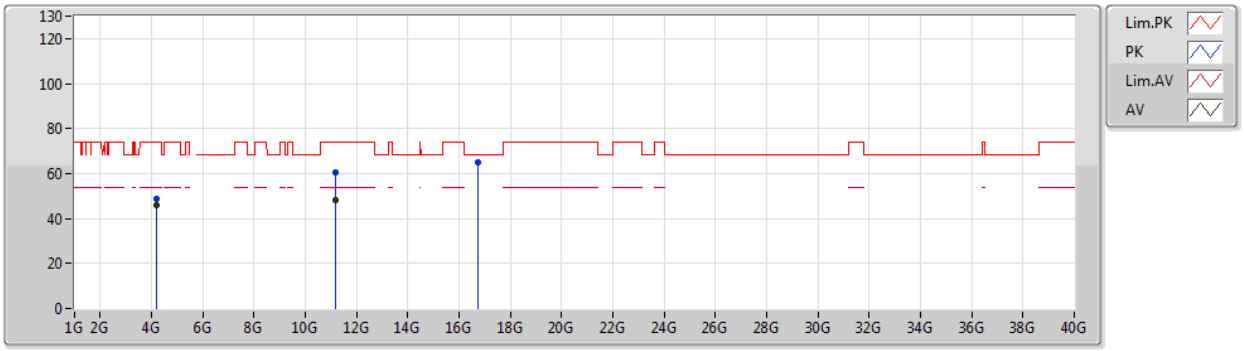

Type	Freq	Level	Limit	Margin	Factor	Dist	Condition	Azimuth	Height	Comment	Raw	AF	CL	PA
	(Hz)	(dBuV/m)	(dBuV/m)	(dB)	(dB)	(m)		(°)	(m)		(dBuV)	(dB)	(dB)	(dB)
AV	4.185G	45.79	54.00	-8.21	-14.35	3	Vertical	328	3.00	-	60.14	30.11	6.76	51.22
AV	11.15892G	48.29	54.00	-5.71	-3.89	3	Vertical	360	1.97	-	52.18	40.01	10.52	54.42
PK	4.18506G	48.68	74.00	-25.32	-14.35	3	Vertical	328	3.00	-	63.03	30.11	6.76	51.22
PK	11.16456G	60.71	74.00	-13.29	-3.89	3	Vertical	360	1.97	-	64.60	40.00	10.52	54.41
PK	16.74096G	65.02	68.20	-3.18	0.64	3	Vertical	339	1.49	-	64.38	39.25	13.77	52.38

802.11ax HEW20_Nss2,(MCS0)_2TX

5580MHz_TX

10/02/2020

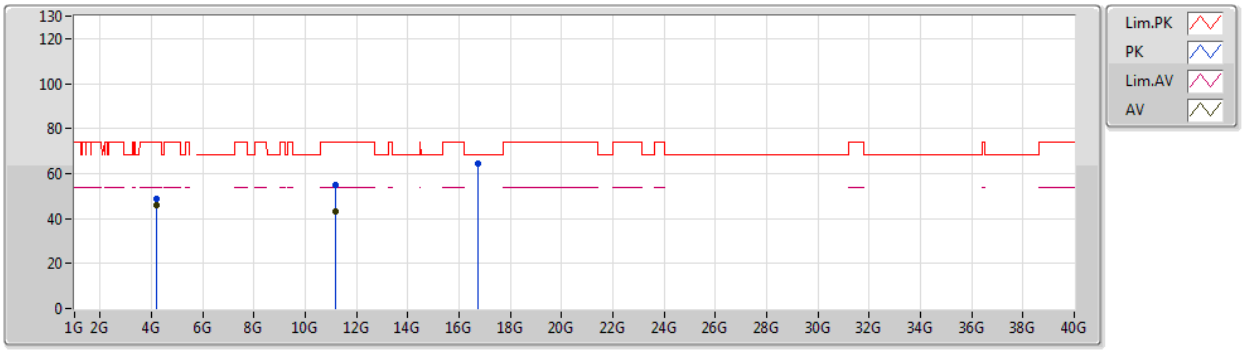

Type	Freq	Level	Limit	Margin	Factor	Dist	Condition	Azimuth	Height	Comment	Raw	AF	CL	PA
	(Hz)	(dBuV/m)	(dBuV/m)	(dB)	(dB)	(m)		(°)	(m)		(dBuV)	(dB)	(dB)	(dB)
AV	4.18501G	45.80	54.00	-8.20	-14.35	3	Horizontal	324	1.04	-	60.15	30.11	6.76	51.22
AV	11.1588G	43.10	54.00	-10.90	-3.89	3	Horizontal	50	1.49	-	46.99	40.01	10.52	54.42
PK	4.185G	48.52	74.00	-25.48	-14.35	3	Horizontal	324	1.04	-	62.87	30.11	6.76	51.22
PK	11.17128G	54.98	74.00	-19.02	-3.89	3	Horizontal	50	1.49	-	58.87	39.99	10.53	54.41
PK	16.73154G	64.67	68.20	-3.53	0.61	3	Horizontal	308	1.59	-	64.06	39.22	13.76	52.37

802.11ax HEW20_Nss2,(MCS0)_2TX

5700MHz_TX

08/02/2020

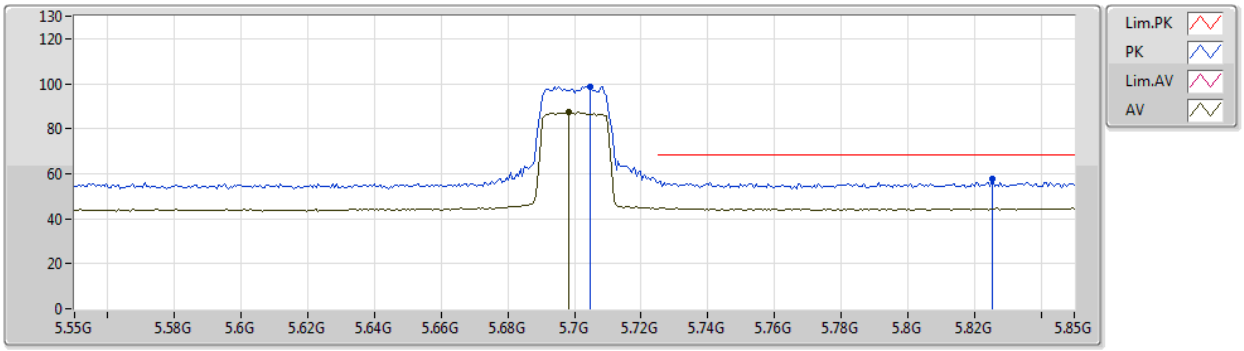

Type	Freq	Level	Limit	Margin	Factor	Dist	Condition	Azimuth	Height	Comment	Raw	AF	CL	PA
	(Hz)	(dBuV/m)	(dBuV/m)	(dB)	(dB)	(m)		(°)	(m)		(dBuV)	(dB)	(dB)	(dB)
AV	5.6982G	87.25	Inf	-Inf	5.83	3	Vertical	55	2.95	-	81.42	32.18	7.60	33.95
PK	5.7048G	98.88	Inf	-Inf	5.85	3	Vertical	55	2.95	-	93.03	32.19	7.61	33.95
PK	5.8254G	57.88	68.20	-10.32	6.08	3	Vertical	55	2.95	-	51.80	32.36	7.69	33.97

802.11ax HEW20_Nss2,(MCS0)_2TX

5700MHz_TX

08/02/2020

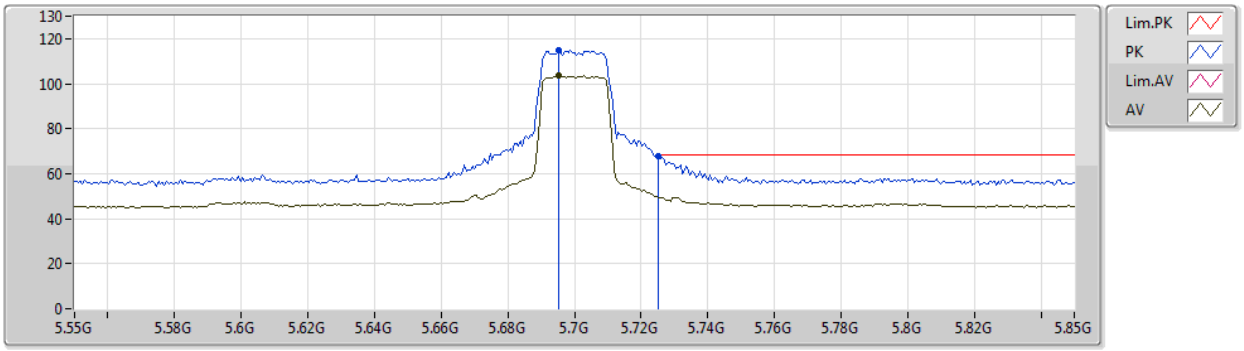

Type	Freq	Level	Limit	Margin	Factor	Dist	Condition	Azimuth	Height	Comment	Raw	AF	CL	PA
	(Hz)	(dBuV/m)	(dBuV/m)	(dB)	(dB)	(m)		(°)	(m)		(dBuV)	(dB)	(dB)	(dB)
AV	5.6952G	103.85	Inf	-Inf	5.82	3	Horizontal	16	1.49	-	98.03	32.17	7.60	33.95
PK	5.6952G	114.96	Inf	-Inf	5.82	3	Horizontal	16	1.49	-	109.14	32.17	7.60	33.95
PK	5.7252G	67.81	68.20	-0.39	5.88	3	Horizontal	16	1.49	-	61.93	32.22	7.62	33.96

802.11ax HEW20_Nss2,(MCS0)_2TX

5720MHz Straddle 5.47-5.725GHz_TX

10/02/2020

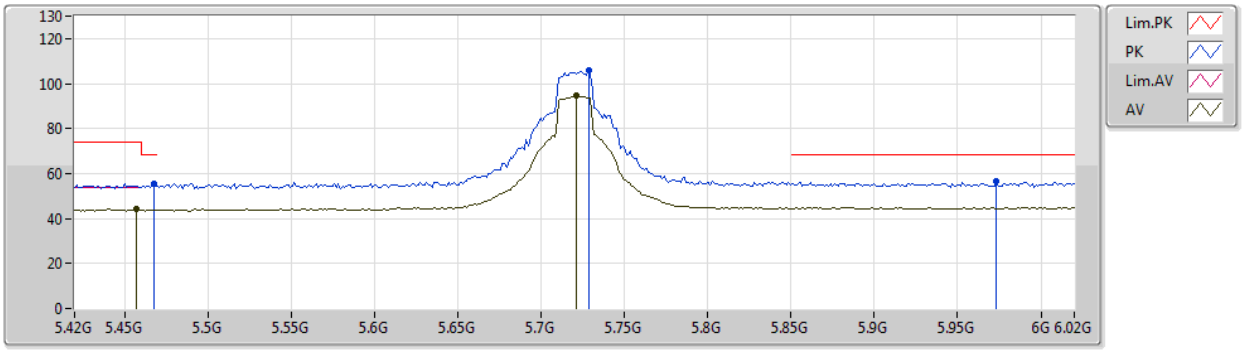

Type	Freq	Level	Limit	Margin	Factor	Dist	Condition	Azimuth	Height	Comment	Raw	AF	CL	PA
	(Hz)	(dBuV/m)	(dBuV/m)	(dB)	(dB)	(m)		(°)	(m)		(dBuV)	(dB)	(dB)	(dB)
AV	5.4572G	44.07	54.00	-9.93	5.39	3	Vertical	53	2.92	-	38.68	31.88	7.42	33.91
AV	5.7212G	94.44	Inf	-Inf	5.88	3	Vertical	53	2.92	-	88.56	32.21	7.62	33.95
PK	5.468G	55.46	68.20	-12.74	5.42	3	Vertical	53	2.92	-	50.04	31.89	7.44	33.91
PK	5.7284G	105.66	Inf	-Inf	5.88	3	Vertical	53	2.92	-	99.78	32.22	7.62	33.96
PK	5.9732G	56.32	68.20	-11.88	6.35	3	Vertical	53	2.92	-	49.97	32.56	7.78	33.99

802.11ax HEW20_Nss2,(MCS0)_2TX

5720MHz Straddle 5.47-5.725GHz_TX

10/02/2020

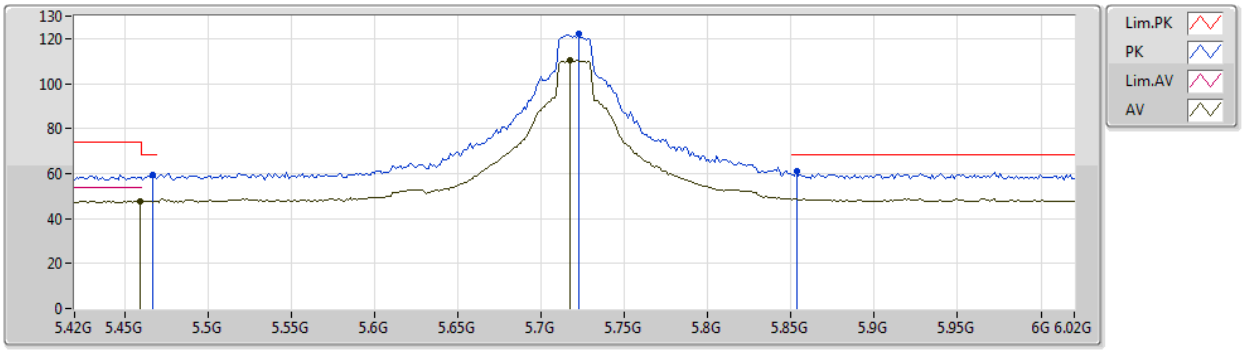

Type	Freq	Level	Limit	Margin	Factor	Dist	Condition	Azimuth	Height	Comment	Raw	AF	CL	PA
	(Hz)	(dBuV/m)	(dBuV/m)	(dB)	(dB)	(m)		(°)	(m)		(dBuV)	(dB)	(dB)	(dB)
AV	5.4596G	47.76	54.00	-6.24	5.40	3	Horizontal	15	1.00	-	42.36	31.88	7.43	33.91
AV	5.7176G	110.40	Inf	-Inf	5.87	3	Horizontal	15	1.00	-	104.53	32.20	7.62	33.95
PK	5.4668G	59.64	68.20	-8.56	5.41	3	Horizontal	15	1.00	-	54.23	31.89	7.43	33.91
PK	5.7224G	122.01	Inf	-Inf	5.88	3	Horizontal	15	1.00	-	116.13	32.21	7.62	33.95
PK	5.8532G	61.25	68.20	-6.95	6.11	3	Horizontal	15	1.00	-	55.14	32.39	7.70	33.98

802.11ax HEW20_Nss2,(MCS0)_2TX

5720MHz Straddle 5.47-5.725GHz_TX

10/02/2020

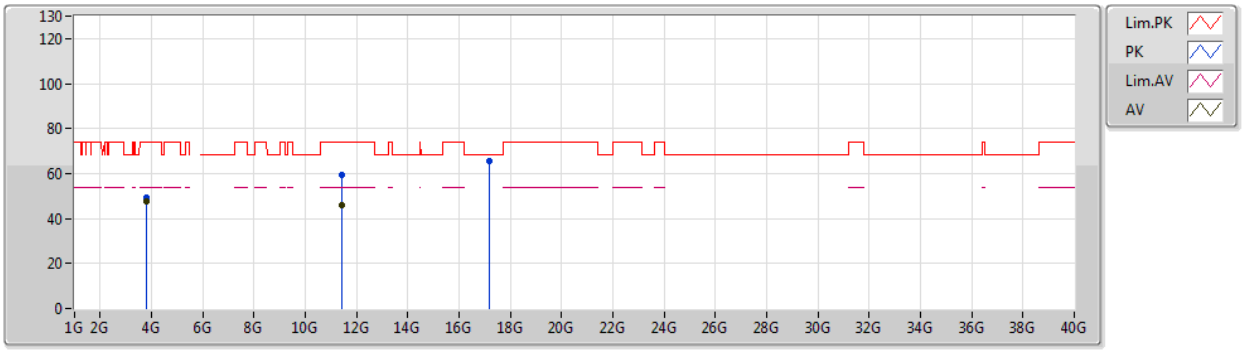

Type	Freq	Level	Limit	Margin	Factor	Dist	Condition	Azimuth	Height	Comment	Raw	AF	CL	PA
	(Hz)	(dBuV/m)	(dBuV/m)	(dB)	(dB)	(m)		(°)	(m)		(dBuV)	(dB)	(dB)	(dB)
AV	3.81331G	47.53	54.00	-6.47	-15.48	3	Vertical	352	1.36	-	63.01	29.36	6.38	51.22
AV	11.44084G	45.94	54.00	-8.06	-3.92	3	Vertical	2	1.48	-	49.86	39.67	10.66	54.25
PK	3.81342G	49.46	74.00	-24.54	-15.48	3	Vertical	352	1.36	-	64.94	29.36	6.38	51.22
PK	11.44252G	59.31	74.00	-14.69	-3.92	3	Vertical	2	1.48	-	63.23	39.67	10.66	54.25
PK	17.15838G	65.59	68.20	-2.61	2.30	3	Vertical	27	1.32	-	63.29	41.05	13.89	52.64

802.11ax HEW20_Nss2,(MCS0)_2TX

5720MHz Straddle 5.47-5.725GHz_TX

10/02/2020

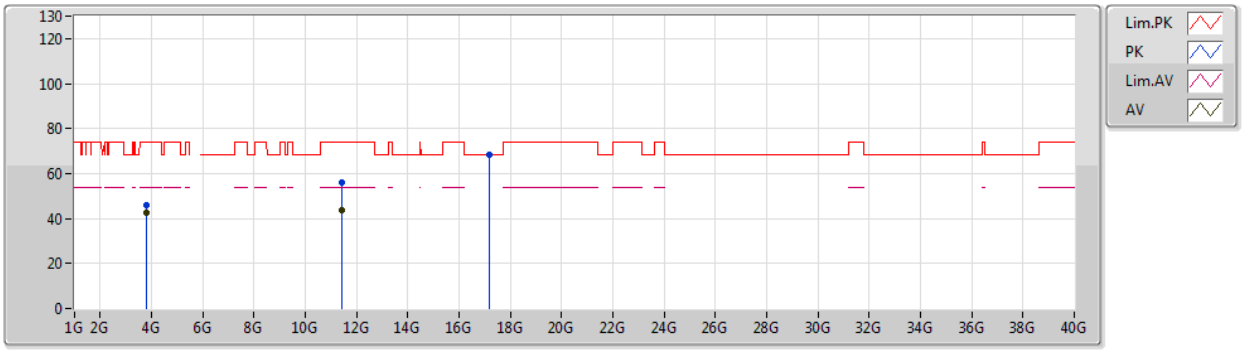

Type	Freq	Level	Limit	Margin	Factor	Dist	Condition	Azimuth	Height	Comment	Raw	AF	CL	PA
	(Hz)	(dBuV/m)	(dBuV/m)	(dB)	(dB)	(m)		(°)	(m)		(dBuV)	(dB)	(dB)	(dB)
AV	3.81331G	42.35	54.00	-11.65	-15.48	3	Horizontal	2	1.02	-	57.83	29.36	6.38	51.22
AV	11.43886G	43.98	54.00	-10.02	-3.93	3	Horizontal	69	1.49	-	47.91	39.67	10.66	54.26
PK	3.81326G	45.67	74.00	-28.33	-15.48	3	Horizontal	2	1.02	-	61.15	29.36	6.38	51.22
PK	11.44222G	56.02	74.00	-17.98	-3.92	3	Horizontal	69	1.49	-	59.94	39.67	10.66	54.25
PK	17.1618G	68.11	68.20	-0.09	2.32	3	Horizontal	33	1.60	-	65.79	41.07	13.89	52.64

802.11ax HEW20_Nss2,(MCS0)_2TX

5745MHz_TX

10/02/2020

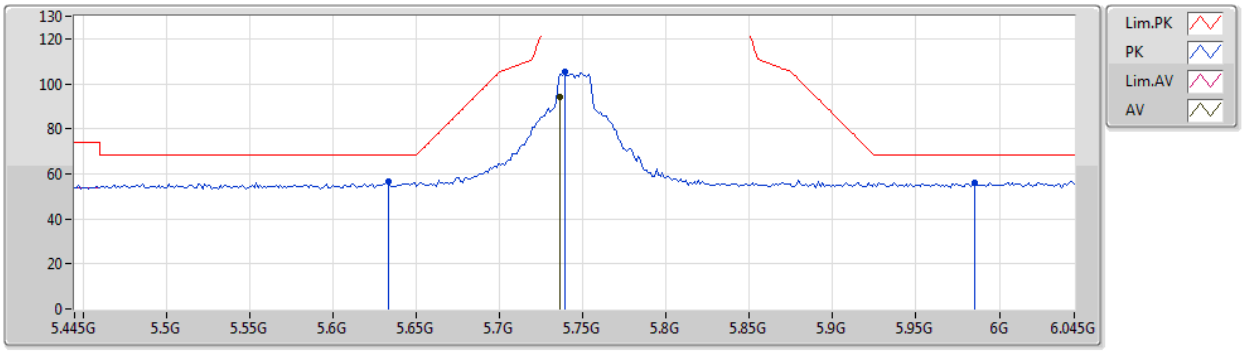

Type	Freq	Level	Limit	Margin	Factor	Dist	Condition	Azimuth	Height	Comment	Raw	AF	CL	PA
	(Hz)	(dBuV/m)	(dBuV/m)	(dB)	(dB)	(m)		(°)	(m)		(dBuV)	(dB)	(dB)	(dB)
AV	5.7366G	93.95	Inf	-Inf	5.90	3	Vertical	52	2.91	-	88.05	32.23	7.63	33.96
PK	5.6334G	56.48	68.20	-11.72	5.71	3	Vertical	52	2.91	-	50.77	32.09	7.56	33.94
PK	5.739G	105.38	Inf	-Inf	5.90	3	Vertical	52	2.91	-	99.48	32.23	7.63	33.96
PK	5.985G	56.09	68.20	-12.11	6.37	3	Vertical	52	2.91	-	49.72	32.58	7.79	34.00

802.11ax HEW20_Nss2,(MCS0)_2TX

5745MHz_TX

10/02/2020

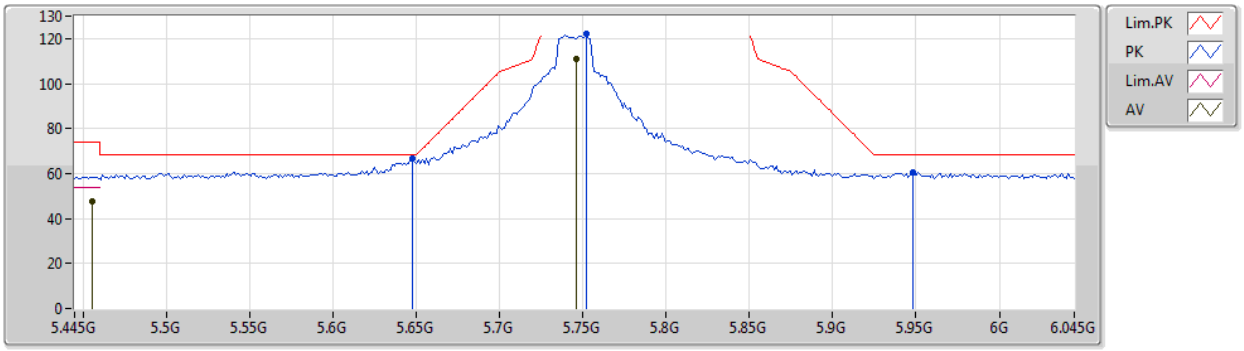

Type	Freq	Level	Limit	Margin	Factor	Dist	Condition	Azimuth	Height	Comment	Raw	AF	CL	PA
	(Hz)	(dBuV/m)	(dBuV/m)	(dB)	(dB)	(m)		(°)	(m)		(dBuV)	(dB)	(dB)	(dB)
AV	5.4558G	47.59	54.00	-6.41	5.39	3	Horizontal	13	1.92	-	42.20	31.88	7.42	33.91
AV	5.7462G	110.91	Inf	-Inf	5.91	3	Horizontal	13	1.92	-	105.00	32.24	7.63	33.96
PK	5.6478G	66.80	68.20	-1.40	5.74	3	Horizontal	13	1.92	-	61.06	32.11	7.57	33.94
PK	5.7522G	122.29	Inf	-Inf	5.93	3	Horizontal	13	1.92	-	116.36	32.25	7.64	33.96
PK	5.9478G	60.30	68.20	-7.90	6.30	3	Horizontal	13	1.92	-	54.00	32.53	7.76	33.99

802.11ax HEW20_Nss2,(MCS0)_2TX

5745MHz_TX

10/02/2020

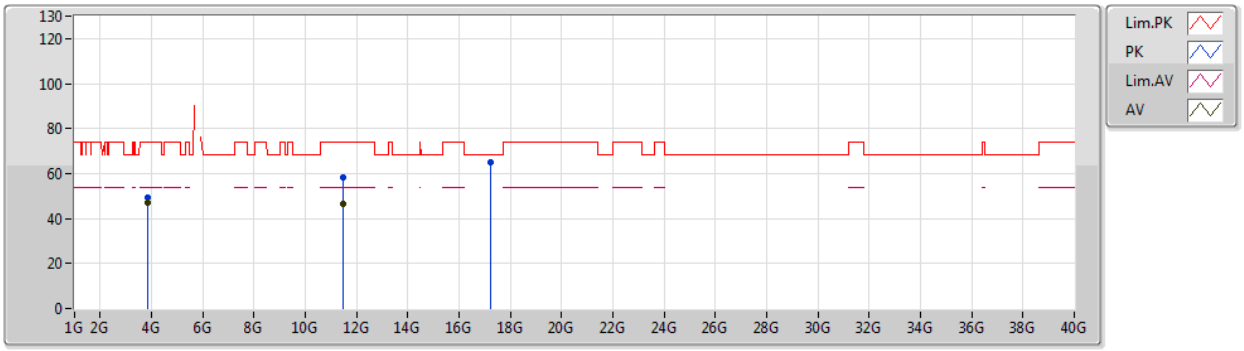

Type	Freq	Level	Limit	Margin	Factor	Dist	Condition	Azimuth	Height	Comment	Raw	AF	CL	PA
	(Hz)	(dBuV/m)	(dBuV/m)	(dB)	(dB)	(m)		(°)	(m)		(dBuV)	(dB)	(dB)	(dB)
AV	3.83003G	47.03	54.00	-6.97	-15.42	3	Vertical	335	1.41	-	62.45	29.39	6.41	51.22
AV	11.48994G	46.64	54.00	-7.36	-3.94	3	Vertical	5	1.05	-	50.58	39.61	10.68	54.23
PK	3.82995G	49.20	74.00	-24.80	-15.42	3	Vertical	335	1.41	-	64.62	29.39	6.41	51.22
PK	11.49318G	58.54	74.00	-15.46	-3.93	3	Vertical	5	1.05	-	62.47	39.61	10.68	54.22
PK	17.23812G	65.10	68.20	-3.10	2.79	3	Vertical	0	1.49	-	62.31	41.57	13.91	52.69

802.11ax HEW20_Nss2,(MCS0)_2TX

5745MHz_TX

10/02/2020

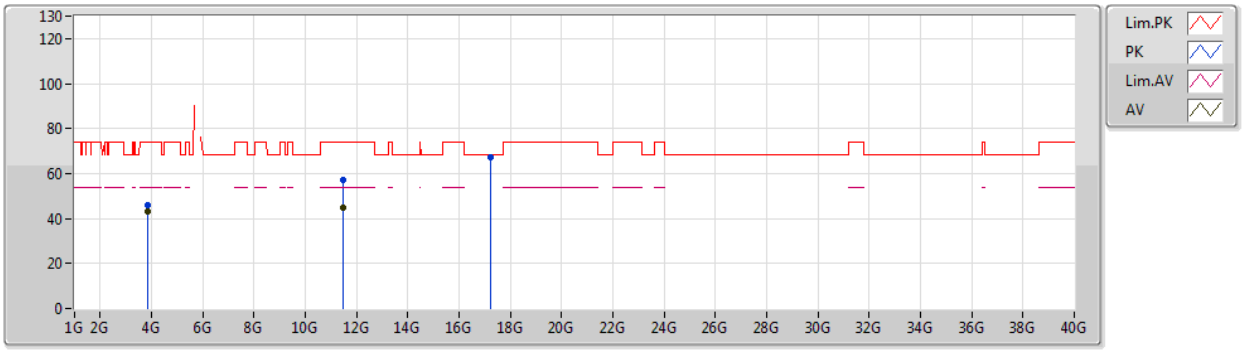

Type	Freq	Level	Limit	Margin	Factor	Dist	Condition	Azimuth	Height	Comment	Raw	AF	CL	PA
	(Hz)	(dBuV/m)	(dBuV/m)	(dB)	(dB)	(m)		(°)	(m)		(dBuV)	(dB)	(dB)	(dB)
AV	3.83001G	42.99	54.00	-11.01	-15.42	3	Horizontal	1	1.00	-	58.41	29.39	6.41	51.22
AV	11.49006G	44.94	54.00	-9.06	-3.94	3	Horizontal	69	1.48	-	48.88	39.61	10.68	54.23
PK	3.83002G	46.03	74.00	-27.97	-15.42	3	Horizontal	1	1.00	-	61.45	29.39	6.41	51.22
PK	11.48754G	57.40	74.00	-16.60	-3.94	3	Horizontal	69	1.48	-	61.34	39.61	10.68	54.23
PK	17.24076G	67.09	68.20	-1.11	2.81	3	Horizontal	34	1.64	-	64.28	41.59	13.91	52.69

802.11ax HEW20_Nss2,(MCS0)_2TX

10/02/2020

5785MHz_TX

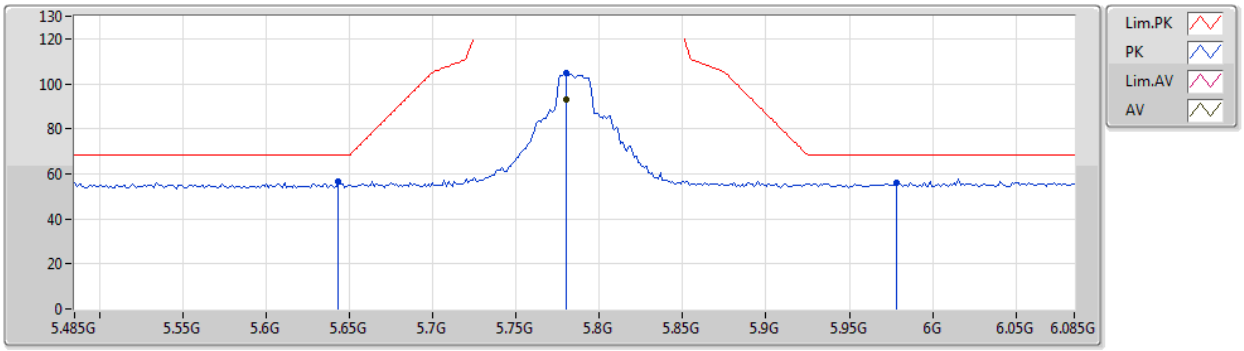

Type	Freq	Level	Limit	Margin	Factor	Dist	Condition	Azimuth	Height	Comment	Raw	AF	CL	PA
	(Hz)	(dBuV/m)	(dBuV/m)	(dB)	(dB)	(m)		(°)	(m)		(dBuV)	(dB)	(dB)	(dB)
AV	5.7802G	92.95	Inf	-Inf	5.98	3	Vertical	67	3.00	-	86.97	32.29	7.66	33.97
PK	5.6434G	56.47	68.20	-11.73	5.73	3	Vertical	67	3.00	-	50.74	32.10	7.57	33.94
PK	5.7802G	104.92	Inf	-Inf	5.98	3	Vertical	67	3.00	-	98.94	32.29	7.66	33.97
PK	5.9782G	56.08	68.20	-12.12	6.35	3	Vertical	67	3.00	-	49.73	32.57	7.78	34.00

802.11ax HEW20_Nss2,(MCS0)_2TX

5785MHz_TX

10/02/2020

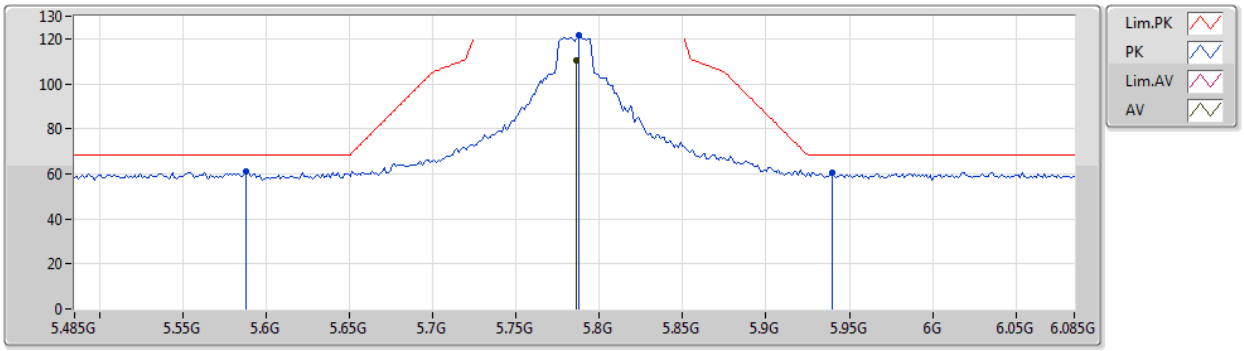

Type	Freq	Level	Limit	Margin	Factor	Dist	Condition	Azimuth	Height	Comment	Raw	AF	CL	PA
	(Hz)	(dBuV/m)	(dBuV/m)	(dB)	(dB)	(m)		(°)	(m)		(dBuV)	(dB)	(dB)	(dB)
AV	5.7862G	110.38	Inf	-Inf	5.99	3	Horizontal	13	1.00	-	104.39	32.30	7.66	33.97
PK	5.5882G	61.00	68.20	-7.20	5.61	3	Horizontal	13	1.00	-	55.39	32.02	7.53	33.94
PK	5.7874G	121.39	Inf	-Inf	5.99	3	Horizontal	13	1.00	-	115.40	32.30	7.66	33.97
PK	5.9398G	60.71	68.20	-7.49	6.29	3	Horizontal	13	1.00	-	54.42	32.52	7.76	33.99

802.11ax HEW20_Nss2,(MCS0)_2TX

5785MHz_TX

10/02/2020

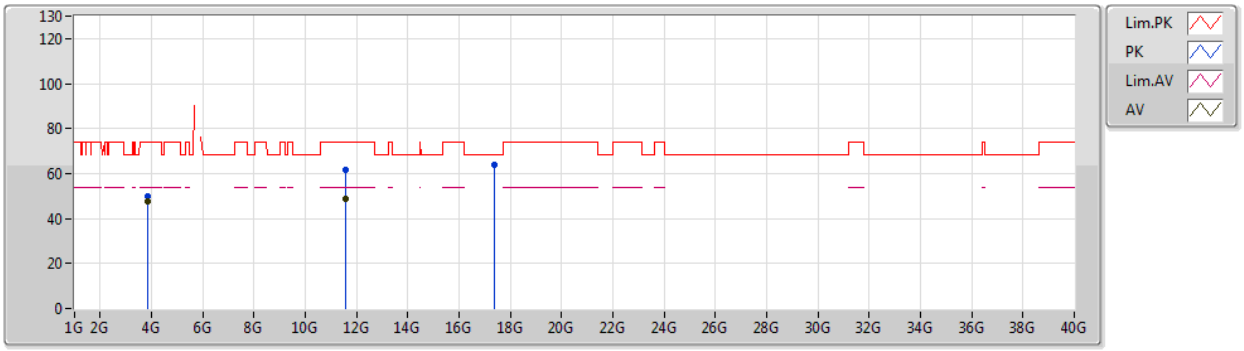

Type	Freq	Level	Limit	Margin	Factor	Dist	Condition	Azimuth	Height	Comment	Raw	AF	CL	PA
	(Hz)	(dBuV/m)	(dBuV/m)	(dB)	(dB)	(m)		(°)	(m)		(dBuV)	(dB)	(dB)	(dB)
AV	3.85666G	47.44	54.00	-6.56	-15.31	3	Vertical	331	1.49	-	62.75	29.44	6.47	51.22
AV	11.56994G	48.61	54.00	-5.39	-3.90	3	Vertical	6	1.00	-	52.51	39.52	10.72	54.14
PK	3.8567G	49.81	74.00	-24.19	-15.31	3	Vertical	331	1.49	-	65.12	29.44	6.47	51.22
PK	11.57936G	61.66	74.00	-12.34	-3.90	3	Vertical	6	1.00	-	65.56	39.50	10.73	54.13
PK	17.36196G	64.03	68.20	-4.17	3.56	3	Vertical	0	1.48	-	60.47	42.39	13.94	52.77

802.11ax HEW20_Nss2,(MCS0)_2TX

5785MHz_TX

10/02/2020

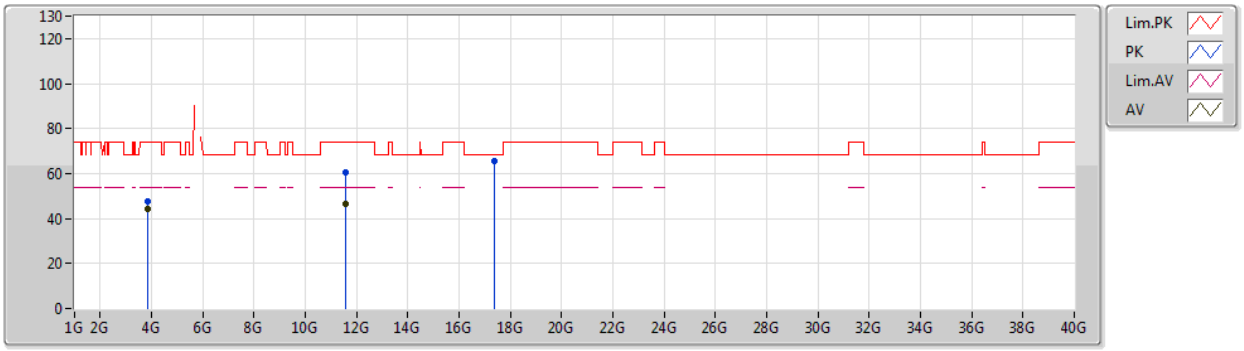

Type	Freq	Level	Limit	Margin	Factor	Dist	Condition	Azimuth	Height	Comment	Raw	AF	CL	PA
	(Hz)	(dBuV/m)	(dBuV/m)	(dB)	(dB)	(m)		(°)	(m)		(dBuV)	(dB)	(dB)	(dB)
AV	3.85668G	44.49	54.00	-9.51	-15.31	3	Horizontal	327	1.00	-	59.80	29.44	6.47	51.22
AV	11.57114G	46.75	54.00	-7.25	-3.91	3	Horizontal	68	1.47	-	50.66	39.51	10.72	54.14
PK	3.85669G	47.61	74.00	-26.39	-15.31	3	Horizontal	327	1.00	-	62.92	29.44	6.47	51.22
PK	11.5796G	60.30	74.00	-13.70	-3.90	3	Horizontal	68	1.47	-	64.20	39.50	10.73	54.13
PK	17.35842G	65.54	68.20	-2.66	3.54	3	Horizontal	304	1.50	-	62.00	42.37	13.94	52.77

802.11ax HEW20_Nss2,(MCS0)_2TX

10/02/2020

5825MHz_TX

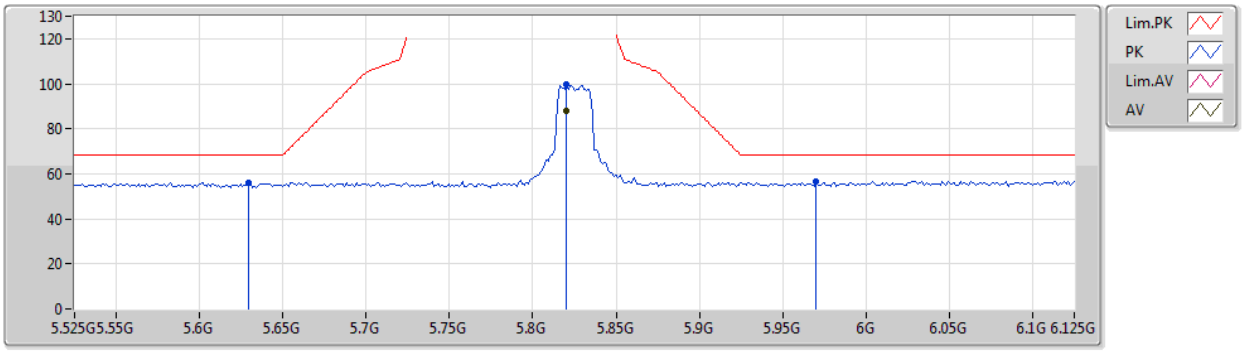

Type	Freq	Level	Limit	Margin	Factor	Dist	Condition	Azimuth	Height	Comment	Raw	AF	CL	PA
	(Hz)	(dBuV/m)	(dBuV/m)	(dB)	(dB)	(m)		(°)	(m)		(dBuV)	(dB)	(dB)	(dB)
AV	5.8202G	88.04	Inf	-Inf	6.06	3	Vertical	68	3.00	-	81.98	32.35	7.68	33.97
PK	5.6294G	56.06	68.20	-12.14	5.70	3	Vertical	68	3.00	-	50.36	32.08	7.56	33.94
PK	5.8202G	99.59	Inf	-Inf	6.06	3	Vertical	68	3.00	-	93.53	32.35	7.68	33.97
PK	5.9702G	56.47	68.20	-11.73	6.35	3	Vertical	68	3.00	-	50.12	32.56	7.78	33.99

802.11ax HEW20_Nss2,(MCS0)_2TX

5825MHz_TX

10/02/2020

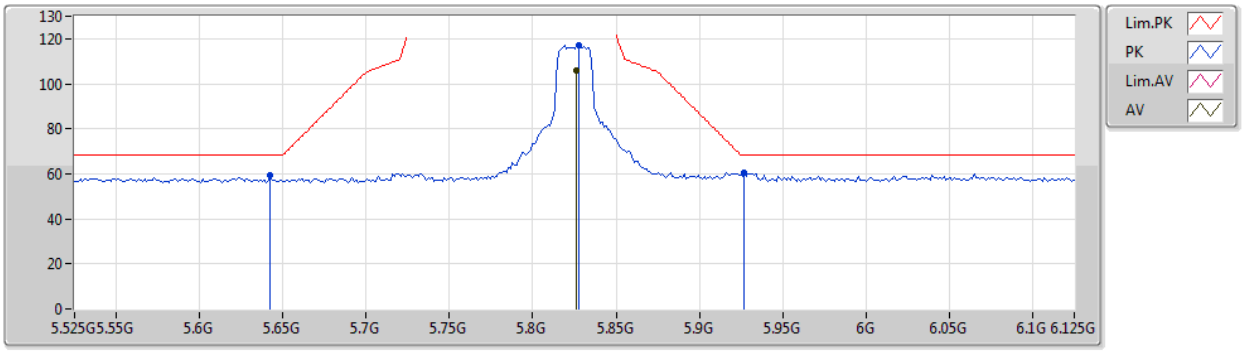

Type	Freq	Level	Limit	Margin	Factor	Dist	Condition	Azimuth	Height	Comment	Raw	AF	CL	PA
	(Hz)	(dBuV/m)	(dBuV/m)	(dB)	(dB)	(m)		(°)	(m)		(dBuV)	(dB)	(dB)	(dB)
AV	5.8262G	105.88	Inf	-Inf	6.08	3	Horizontal	10	1.86	-	99.80	32.36	7.69	33.97
PK	5.6426G	59.39	68.20	-8.81	5.73	3	Horizontal	10	1.86	-	53.66	32.10	7.57	33.94
PK	5.8274G	116.98	Inf	-Inf	6.08	3	Horizontal	10	1.86	-	110.90	32.36	7.69	33.97
PK	5.927G	60.51	68.20	-7.69	6.26	3	Horizontal	10	1.86	-	54.25	32.50	7.75	33.99

802.11ax HEW20_Nss2,(MCS0)_2TX

5825MHz_TX

10/02/2020

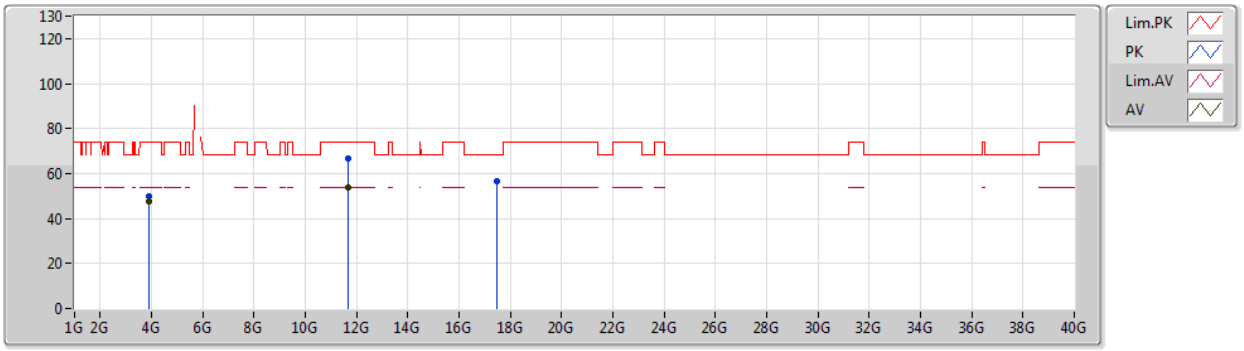

Type	Freq	Level	Limit	Margin	Factor	Dist	Condition	Azimuth	Height	Comment	Raw	AF	CL	PA
	(Hz)	(dBuV/m)	(dBuV/m)	(dB)	(dB)	(m)		(°)	(m)		(dBuV)	(dB)	(dB)	(dB)
AV	3.88335G	47.45	54.00	-6.55	-15.20	3	Vertical	334	1.39	-	62.65	29.49	6.53	51.22
AV	11.6488G	53.68	54.00	-0.32	-3.88	3	Vertical	7	2.09	-	57.56	39.42	10.76	54.06
PK	3.88334G	49.60	74.00	-24.40	-15.20	3	Vertical	334	1.39	-	64.80	29.49	6.53	51.22
PK	11.65192G	66.64	74.00	-7.36	-3.88	3	Vertical	7	2.09	-	70.52	39.42	10.76	54.06
PK	17.47284G	56.32	68.20	-11.88	4.25	3	Vertical	0	1.49	-	52.07	43.12	13.97	52.84

802.11ax HEW20_Nss2,(MCS0)_2TX

5825MHz_TX

10/02/2020

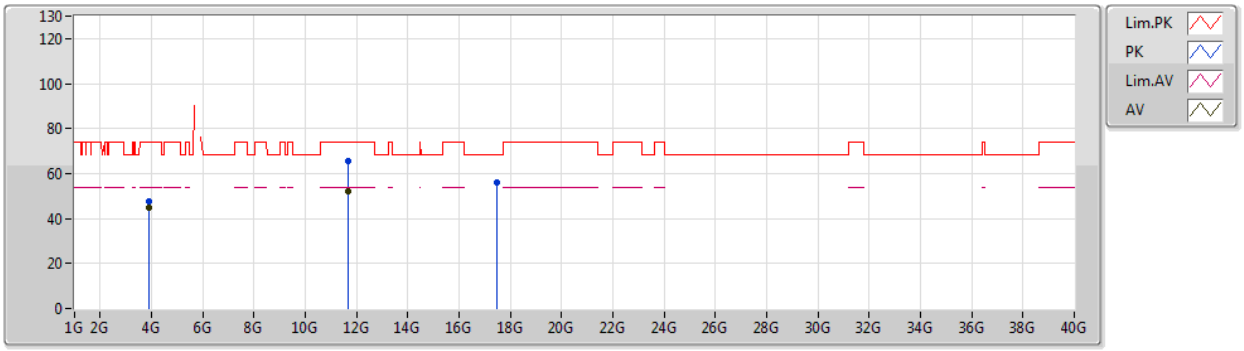

Type	Freq	Level	Limit	Margin	Factor	Dist	Condition	Azimuth	Height	Comment	Raw	AF	CL	PA
	(Hz)	(dBuV/m)	(dBuV/m)	(dB)	(dB)	(m)		(°)	(m)		(dBuV)	(dB)	(dB)	(dB)
AV	3.88334G	44.61	54.00	-9.39	-15.20	3	Horizontal	327	1.00	-	59.81	29.49	6.53	51.22
AV	11.64904G	52.21	54.00	-1.79	-3.88	3	Horizontal	8	1.49	-	56.09	39.42	10.76	54.06
PK	3.88325G	47.51	74.00	-26.49	-15.20	3	Horizontal	327	1.00	-	62.71	29.49	6.53	51.22
PK	11.65192G	65.39	74.00	-8.61	-3.88	3	Horizontal	8	1.49	-	69.27	39.42	10.76	54.06
PK	17.47926G	56.11	68.20	-12.09	4.28	3	Horizontal	293	1.87	-	51.83	43.16	13.97	52.85

802.11ax HEW40_Nss2,(MCS0)_2TX

5190MHz_TX

09/02/2020

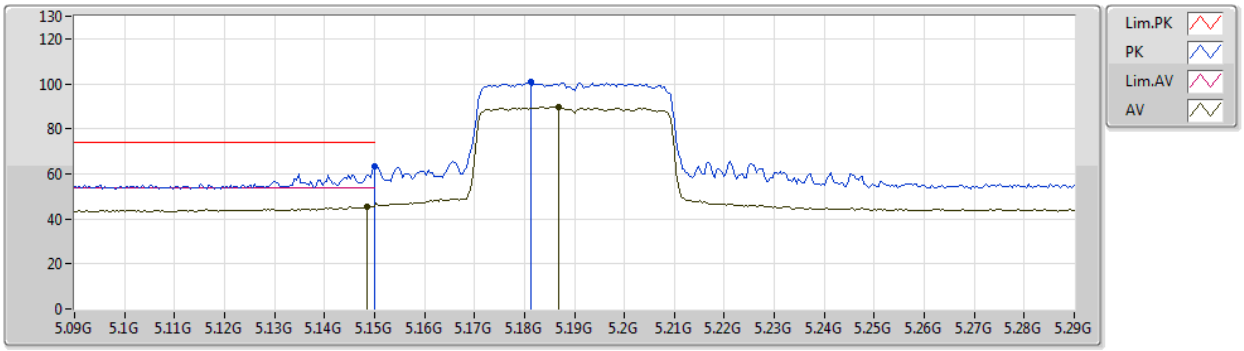

Type	Freq	Level	Limit	Margin	Factor	Dist	Condition	Azimuth	Height	Comment	Raw	AF	CL	PA
	(Hz)	(dBuV/m)	(dBuV/m)	(dB)	(dB)	(m)		(°)	(m)		(dBuV)	(dB)	(dB)	(dB)
AV	5.1484G	45.62	54.00	-8.38	4.96	3	Vertical	297	2.73	-	40.66	31.76	7.03	33.83
AV	5.1868G	89.77	Inf	-Inf	5.00	3	Vertical	297	2.73	-	84.77	31.77	7.08	33.85
PK	5.15G	63.59	74.00	-10.41	4.97	3	Vertical	297	2.73	-	58.62	31.76	7.04	33.83
PK	5.1812G	100.86	Inf	-Inf	5.01	3	Vertical	297	2.73	-	95.85	31.77	7.08	33.84

802.11ax HEW40_Nss2,(MCS0)_2TX

5190MHz_TX

09/02/2020

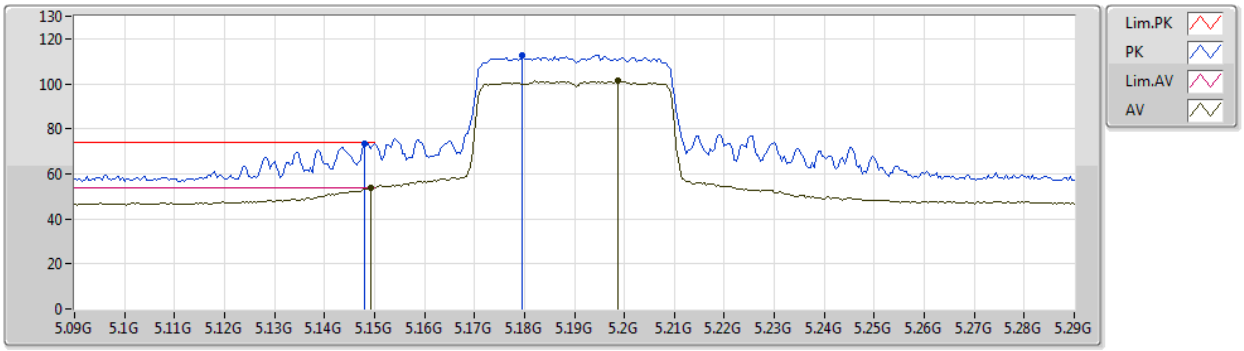

Type	Freq	Level	Limit	Margin	Factor	Dist	Condition	Azimuth	Height	Comment	Raw	AF	CL	PA
	(Hz)	(dBuV/m)	(dBuV/m)	(dB)	(dB)	(m)		(°)	(m)		(dBuV)	(dB)	(dB)	(dB)
AV	5.1492G	53.91	54.00	-0.09	4.97	3	Horizontal	0	1.49	-	48.94	31.76	7.04	33.83
AV	5.1988G	101.30	Inf	-Inf	5.03	3	Horizontal	0	1.49	-	96.27	31.78	7.10	33.85
PK	5.148G	73.46	74.00	-0.54	4.96	3	Horizontal	0	1.49	-	68.50	31.76	7.03	33.83
PK	5.1796G	112.61	Inf	-Inf	5.00	3	Horizontal	0	1.49	-	107.61	31.77	7.07	33.84

802.11ax HEW40_Nss2,(MCS0)_2TX

5190MHz_TX

09/02/2020

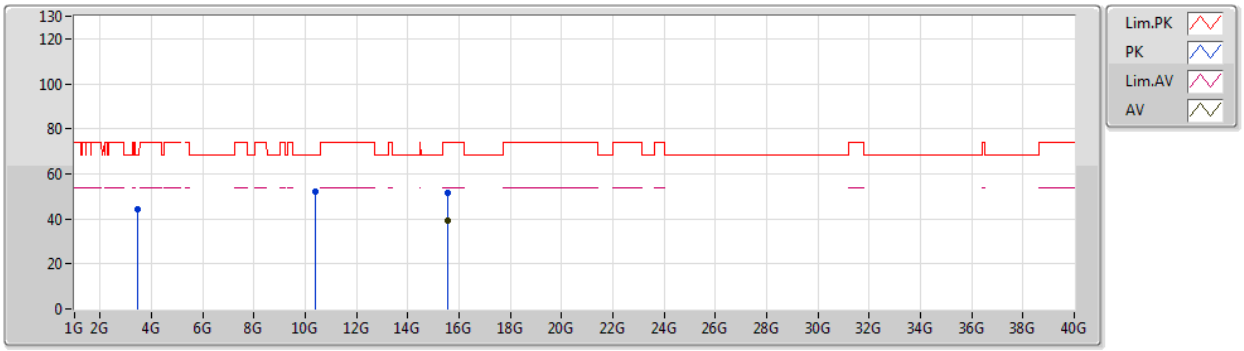

Type	Freq	Level	Limit	Margin	Factor	Dist	Condition	Azimuth	Height	Comment	Raw	AF	CL	PA
	(Hz)	(dBuV/m)	(dBuV/m)	(dB)	(dB)	(m)		(°)	(m)		(dBuV)	(dB)	(dB)	(dB)
AV	15.5733G	38.95	54.00	-15.05	-1.47	3	Vertical	99	1.48	-	40.42	38.68	12.87	53.02
PK	3.45998G	44.23	68.20	-23.97	-16.80	3	Vertical	23	1.11	-	61.03	28.78	5.65	51.23
PK	10.3725G	52.22	68.20	-15.98	-4.76	3	Vertical	360	2.94	-	56.98	39.38	10.33	54.47
PK	15.5643G	51.70	74.00	-22.30	-1.45	3	Vertical	99	1.48	-	53.15	38.71	12.85	53.01

802.11ax HEW40_Nss2,(MCS0)_2TX

5190MHz_TX

09/02/2020

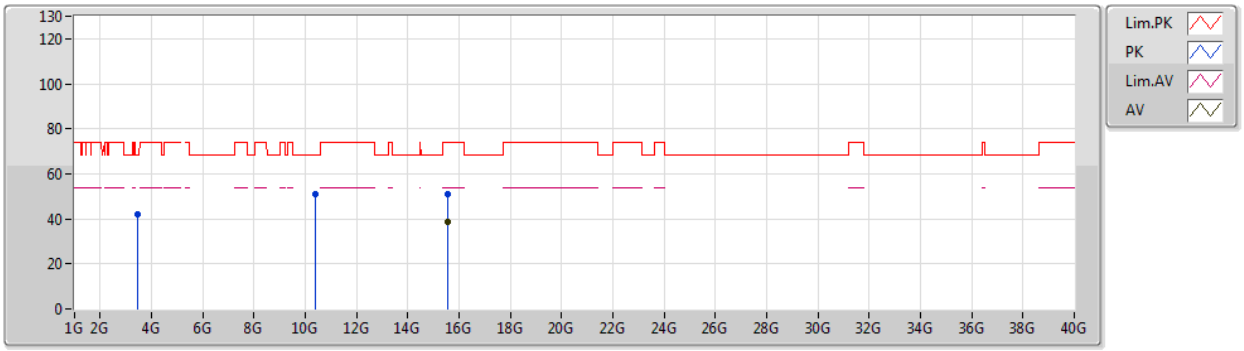

Type	Freq	Level	Limit	Margin	Factor	Dist	Condition	Azimuth	Height	Comment	Raw	AF	CL	PA
	(Hz)	(dBuV/m)	(dBuV/m)	(dB)	(dB)	(m)		(°)	(m)		(dBuV)	(dB)	(dB)	(dB)
AV	15.57822G	38.83	54.00	-15.17	-1.50	3	Horizontal	177	1.00	-	40.33	38.66	12.87	53.03
PK	3.46004G	41.96	68.20	-26.24	-16.80	3	Horizontal	334	1.49	-	58.76	28.78	5.65	51.23
PK	10.3755G	51.23	68.20	-16.97	-4.74	3	Horizontal	46	1.49	-	55.97	39.39	10.33	54.46
PK	15.5637G	51.16	74.00	-22.84	-1.45	3	Horizontal	177	1.00	-	52.61	38.71	12.85	53.01

802.11ax HEW40_Nss2,(MCS0)_2TX

5230MHz_TX

09/02/2020

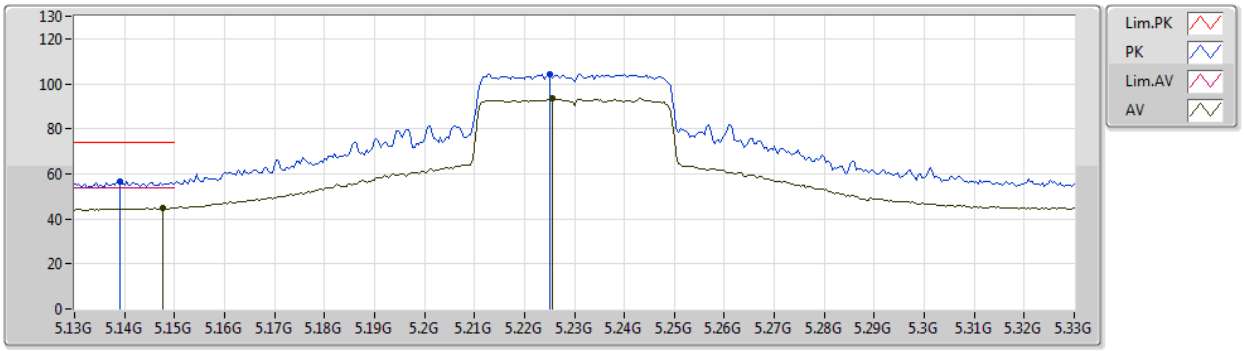

Type	Freq	Level	Limit	Margin	Factor	Dist	Condition	Azimuth	Height	Comment	Raw	AF	CL	PA
	(Hz)	(dBuV/m)	(dBuV/m)	(dB)	(dB)	(m)		(°)	(m)		(dBuV)	(dB)	(dB)	(dB)
AV	5.1476G	45.07	54.00	-8.93	4.96	3	Vertical	299	2.72	-	40.11	31.76	7.03	33.83
AV	5.2256G	93.42	Inf	-Inf	5.06	3	Vertical	299	2.72	-	88.36	31.79	7.13	33.86
PK	5.1392G	56.69	74.00	-17.31	4.95	3	Vertical	299	2.72	-	51.74	31.76	7.02	33.83
PK	5.2252G	104.35	Inf	-Inf	5.06	3	Vertical	299	2.72	-	99.29	31.79	7.13	33.86

802.11ax HEW40_Nss2,(MCS0)_2TX

5230MHz_TX

09/02/2020

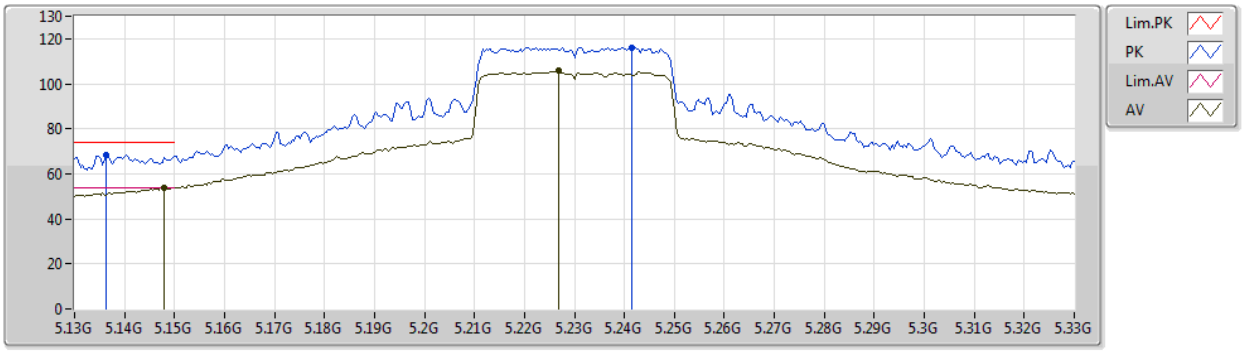

Type	Freq	Level	Limit	Margin	Factor	Dist	Condition	Azimuth	Height	Comment	Raw	AF	CL	PA
	(Hz)	(dBuV/m)	(dBuV/m)	(dB)	(dB)	(m)		(°)	(m)		(dBuV)	(dB)	(dB)	(dB)
AV	5.148G	53.91	54.00	-0.09	4.96	3	Horizontal	1	1.72	-	48.95	31.76	7.03	33.83
AV	5.2268G	105.70	Inf	-Inf	5.06	3	Horizontal	1	1.72	-	100.64	31.79	7.13	33.86
PK	5.1364G	68.13	74.00	-5.87	4.94	3	Horizontal	1	1.72	-	63.19	31.75	7.02	33.83
PK	5.2416G	116.23	Inf	-Inf	5.09	3	Horizontal	1	1.72	-	111.14	31.80	7.15	33.86

802.11ax HEW40_Nss2,(MCS0)_2TX

5230MHz_TX

09/02/2020

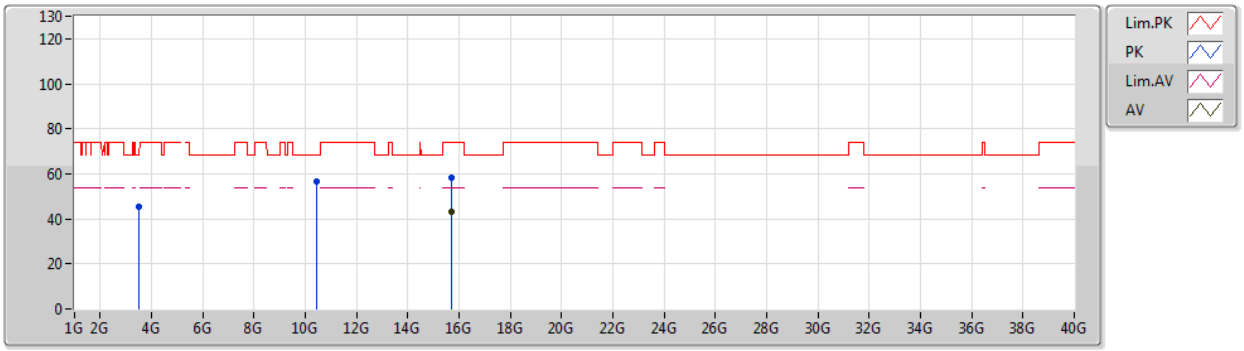

Type	Freq	Level	Limit	Margin	Factor	Dist	Condition	Azimuth	Height	Comment	Raw	AF	CL	PA
	(Hz)	(dBuV/m)	(dBuV/m)	(dB)	(dB)	(m)		(°)	(m)		(dBuV)	(dB)	(dB)	(dB)
AV	15.68268G	42.94	54.00	-11.06	-1.83	3	Vertical	348	1.00	-	44.77	38.27	13.04	53.14
PK	3.48667G	45.15	68.20	-23.05	-16.79	3	Vertical	23	1.06	-	61.94	28.79	5.66	51.24
PK	10.45676G	56.64	68.20	-11.56	-4.59	3	Vertical	342	3.00	-	61.23	39.49	10.35	54.43
PK	15.69024G	58.31	74.00	-15.69	-1.85	3	Vertical	348	1.00	-	60.16	38.25	13.05	53.15

802.11ax HEW40_Nss2,(MCS0)_2TX

5230MHz_TX

09/02/2020

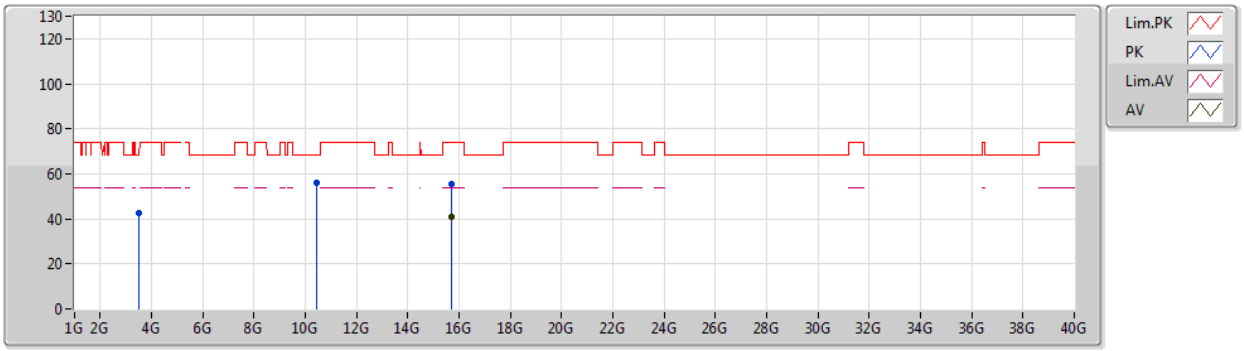

Type	Freq	Level	Limit	Margin	Factor	Dist	Condition	Azimuth	Height	Comment	Raw	AF	CL	PA
	(Hz)	(dBuV/m)	(dBuV/m)	(dB)	(dB)	(m)		(°)	(m)		(dBuV)	(dB)	(dB)	(dB)
AV	15.68238G	40.88	54.00	-13.12	-1.82	3	Horizontal	311	1.48	-	42.70	38.28	13.04	53.14
PK	3.48676G	42.35	68.20	-25.85	-16.79	3	Horizontal	330	1.96	-	59.14	28.79	5.66	51.24
PK	10.4588G	55.95	68.20	-12.25	-4.58	3	Horizontal	334	1.48	-	60.53	39.50	10.35	54.43
PK	15.69006G	55.36	74.00	-18.64	-1.85	3	Horizontal	311	1.48	-	57.21	38.25	13.05	53.15

802.11ax HEW40_Nss2,(MCS0)_2TX

5270MHz_TX

10/02/2020

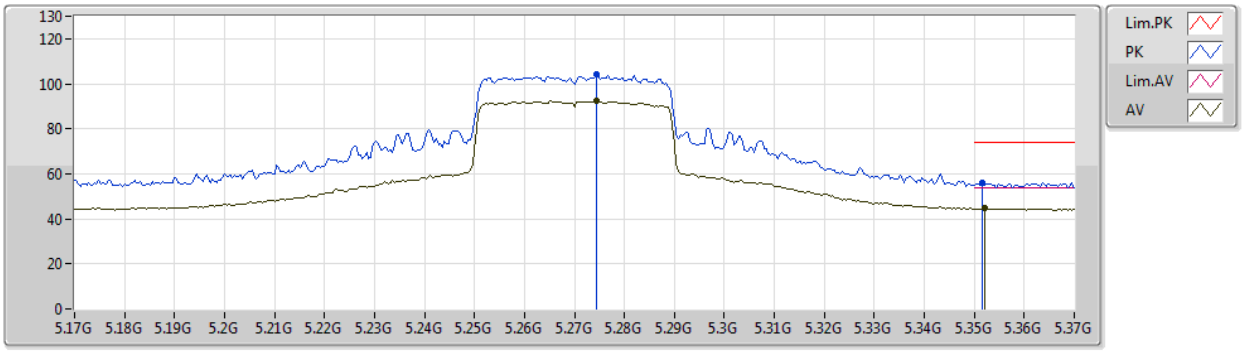

Type	Freq	Level	Limit	Margin	Factor	Dist	Condition	Azimuth	Height	Comment	Raw	AF	CL	PA
	(Hz)	(dBuV/m)	(dBuV/m)	(dB)	(dB)	(m)		(°)	(m)		(dBuV)	(dB)	(dB)	(dB)
AV	5.2744G	92.33	Inf	-Inf	5.14	3	Vertical	299	2.79	-	87.19	31.81	7.19	33.86
AV	5.352G	44.56	54.00	-9.44	5.24	3	Vertical	299	2.79	-	39.32	31.84	7.29	33.89
PK	5.2744G	103.99	Inf	-Inf	5.14	3	Vertical	299	2.79	-	98.85	31.81	7.19	33.86
PK	5.3516G	56.08	74.00	-17.92	5.24	3	Vertical	299	2.79	-	50.84	31.84	7.29	33.89

802.11ax HEW40_Nss2,(MCS0)_2TX

5270MHz_TX

10/02/2020

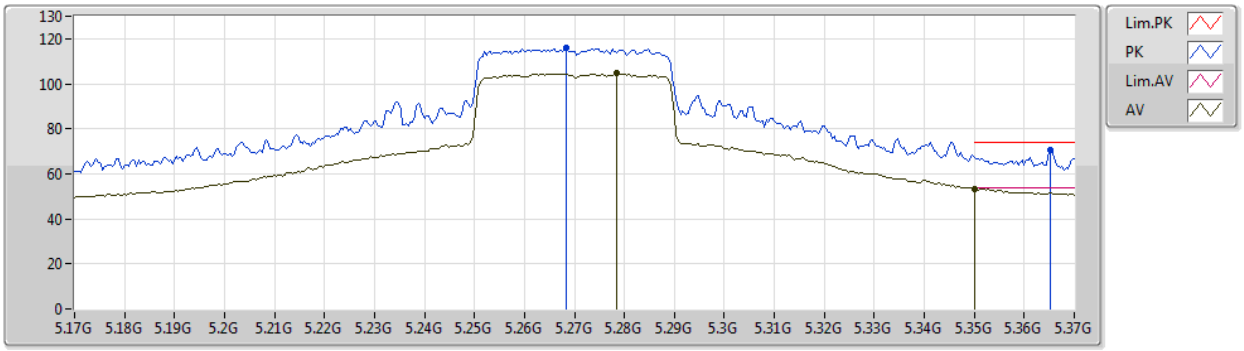

Type	Freq	Level	Limit	Margin	Factor	Dist	Condition	Azimuth	Height	Comment	Raw	AF	CL	PA
	(Hz)	(dBuV/m)	(dBuV/m)	(dB)	(dB)	(m)		(°)	(m)		(dBuV)	(dB)	(dB)	(dB)
AV	5.2784G	104.69	Inf	-Inf	5.14	3	Horizontal	0	1.49	-	99.55	31.81	7.20	33.87
AV	5.35G	53.44	54.00	-0.56	5.25	3	Horizontal	0	1.49	-	48.19	31.84	7.29	33.88
PK	5.2684G	116.08	Inf	-Inf	5.14	3	Horizontal	0	1.49	-	110.94	31.81	7.19	33.86
PK	5.3652G	70.34	74.00	-3.66	5.27	3	Horizontal	0	1.49	-	65.07	31.85	7.31	33.89

802.11ax HEW40_Nss2,(MCS0)_2TX

5270MHz_TX

10/02/2020

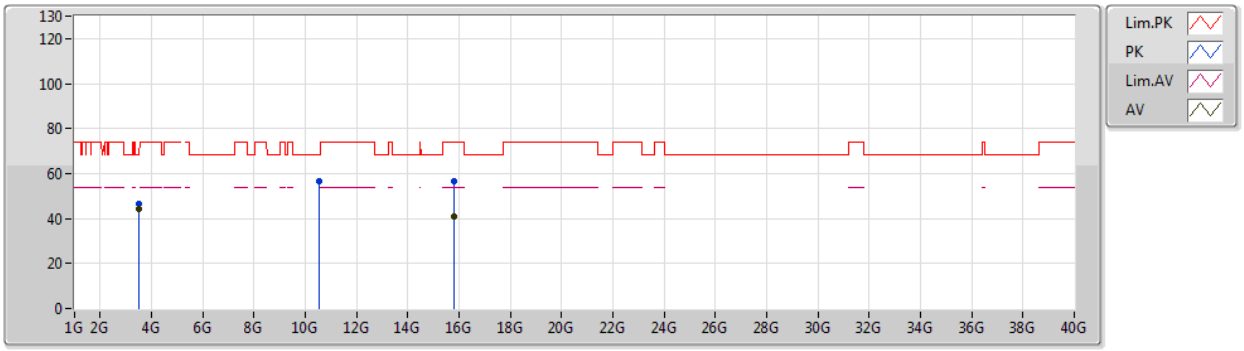

Type	Freq	Level	Limit	Margin	Factor	Dist	Condition	Azimuth	Height	Comment	Raw	AF	CL	PA
	(Hz)	(dBuV/m)	(dBuV/m)	(dB)	(dB)	(m)		(°)	(m)		(dBuV)	(dB)	(dB)	(dB)
AV	3.51331G	44.35	54.00	-9.65	-16.72	3	Vertical	31	1.12	-	61.07	28.82	5.70	51.24
AV	15.80808G	41.05	54.00	-12.95	-2.24	3	Vertical	339	1.00	-	43.29	37.81	13.24	53.29
PK	3.51335G	46.71	74.00	-27.29	-16.72	3	Vertical	31	1.12	-	63.43	28.82	5.70	51.24
PK	10.5412G	56.69	68.20	-11.51	-4.46	3	Vertical	350	1.75	-	61.15	39.60	10.36	54.42
PK	15.81048G	56.84	74.00	-17.16	-2.25	3	Vertical	339	1.00	-	59.09	37.80	13.24	53.29

802.11ax HEW40_Nss2,(MCS0)_2TX

5270MHz_TX

10/02/2020

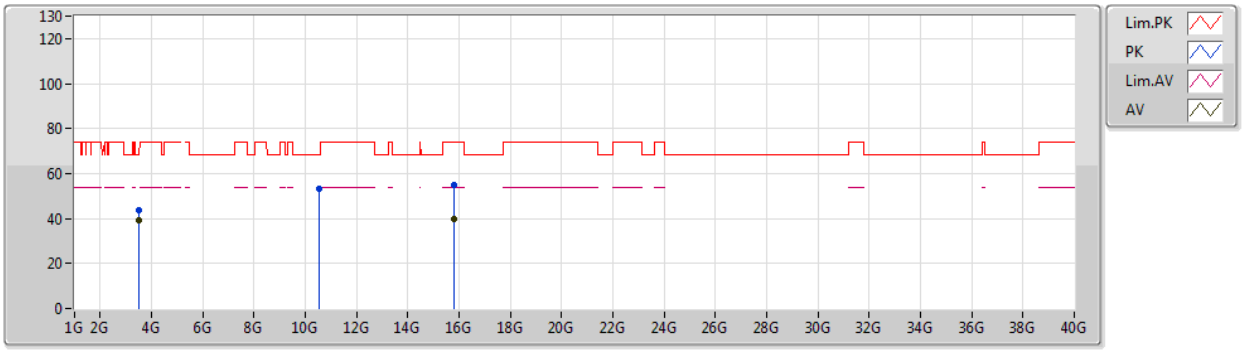

Type	Freq	Level	Limit	Margin	Factor	Dist	Condition	Azimuth	Height	Comment	Raw	AF	CL	PA
	(Hz)	(dBuV/m)	(dBuV/m)	(dB)	(dB)	(m)		(°)	(m)		(dBuV)	(dB)	(dB)	(dB)
AV	3.51329G	39.41	54.00	-14.59	-16.72	3	Horizontal	13	1.01	-	56.13	28.82	5.70	51.24
AV	15.8094G	39.95	54.00	-14.05	-2.24	3	Horizontal	310	1.37	-	42.19	37.81	13.24	53.29
PK	3.51334G	43.46	74.00	-30.54	-16.72	3	Horizontal	13	1.01	-	60.18	28.82	5.70	51.24
PK	10.53868G	53.17	68.20	-15.03	-4.46	3	Horizontal	331	1.48	-	57.63	39.60	10.36	54.42
PK	15.81036G	55.18	74.00	-18.82	-2.25	3	Horizontal	310	1.37	-	57.43	37.80	13.24	53.29

802.11ax HEW40_Nss2,(MCS0)_2TX

5310MHz_TX

10/02/2020

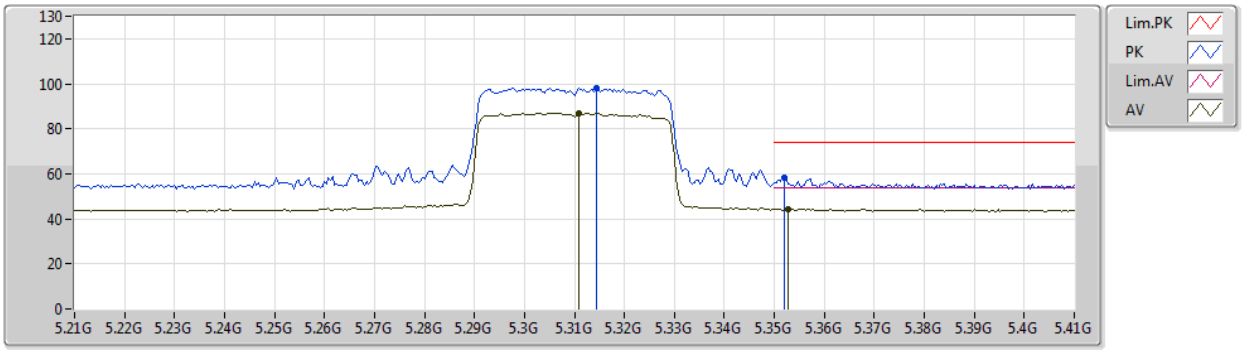

Type	Freq	Level	Limit	Margin	Factor	Dist	Condition	Azimuth	Height	Comment	Raw	AF	CL	PA
	(Hz)	(dBuV/m)	(dBuV/m)	(dB)	(dB)	(m)		(°)	(m)		(dBuV)	(dB)	(dB)	(dB)
AV	5.3108G	86.94	Inf	-Inf	5.19	3	Vertical	300	2.76	-	81.75	31.82	7.24	33.87
AV	5.3528G	44.43	54.00	-9.57	5.24	3	Vertical	300	2.76	-	39.19	31.84	7.29	33.89
PK	5.3144G	98.33	Inf	-Inf	5.20	3	Vertical	300	2.76	-	93.13	31.83	7.24	33.87
PK	5.352G	58.25	74.00	-15.75	5.24	3	Vertical	300	2.76	-	53.01	31.84	7.29	33.89

802.11ax HEW40_Nss2,(MCS0)_2TX

10/02/2020

5310MHz_TX

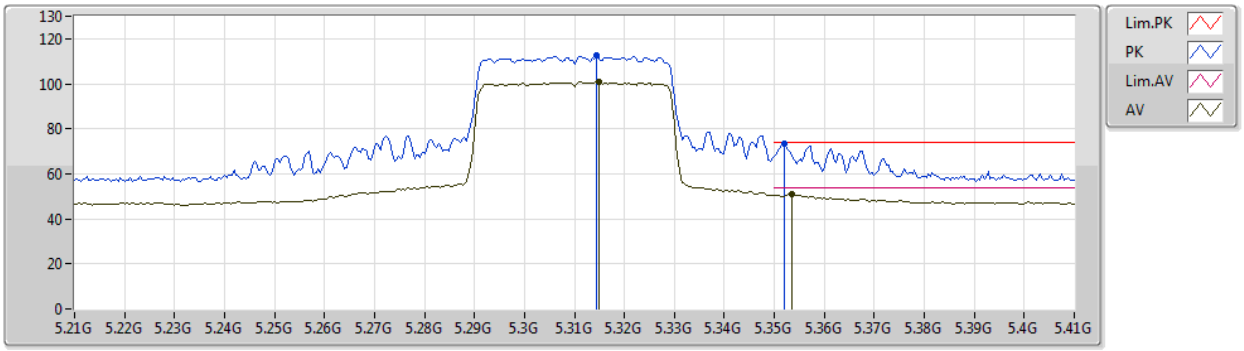

Type	Freq	Level	Limit	Margin	Factor	Dist	Condition	Azimuth	Height	Comment	Raw	AF	CL	PA
	(Hz)	(dBuV/m)	(dBuV/m)	(dB)	(dB)	(m)		(°)	(m)		(dBuV)	(dB)	(dB)	(dB)
AV	5.3148G	100.87	Inf	-Inf	5.20	3	Horizontal	2	1.00	-	95.67	31.83	7.24	33.87
AV	5.3536G	51.10	54.00	-2.90	5.24	3	Horizontal	2	1.00	-	45.86	31.84	7.29	33.89
PK	5.3144G	112.65	Inf	-Inf	5.20	3	Horizontal	2	1.00	-	107.45	31.83	7.24	33.87
PK	5.352G	73.36	74.00	-0.64	5.24	3	Horizontal	2	1.00	-	68.12	31.84	7.29	33.89

802.11ax HEW40_Nss2,(MCS0)_2TX

5310MHz_TX

10/02/2020

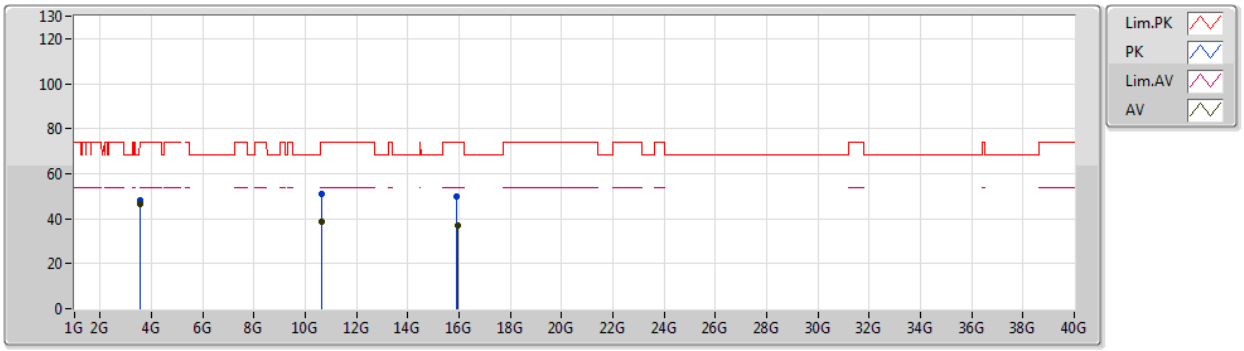

Type	Freq	Level	Limit	Margin	Factor	Dist	Condition	Azimuth	Height	Comment	Raw	AF	CL	PA
	(Hz)	(dBuV/m)	(dBuV/m)	(dB)	(dB)	(m)		(°)	(m)		(dBuV)	(dB)	(dB)	(dB)
AV	3.54002G	46.30	54.00	-7.70	-16.61	3	Vertical	27	1.49	-	62.91	28.87	5.76	51.24
AV	10.62144G	38.39	54.00	-15.61	-4.35	3	Vertical	360	1.49	-	42.74	39.71	10.37	54.43
AV	15.93846G	37.22	54.00	-16.78	-2.66	3	Vertical	147	1.49	-	39.88	37.33	13.44	53.43
PK	3.54G	48.21	74.00	-25.79	-16.61	3	Vertical	27	1.49	-	64.82	28.87	5.76	51.24
PK	10.6212G	50.92	74.00	-23.08	-4.35	3	Vertical	360	1.49	-	55.27	39.71	10.37	54.43
PK	15.91524G	49.85	74.00	-24.15	-2.60	3	Vertical	147	1.49	-	52.45	37.41	13.40	53.41

802.11ax HEW40_Nss2,(MCS0)_2TX

5310MHz_TX

10/02/2020

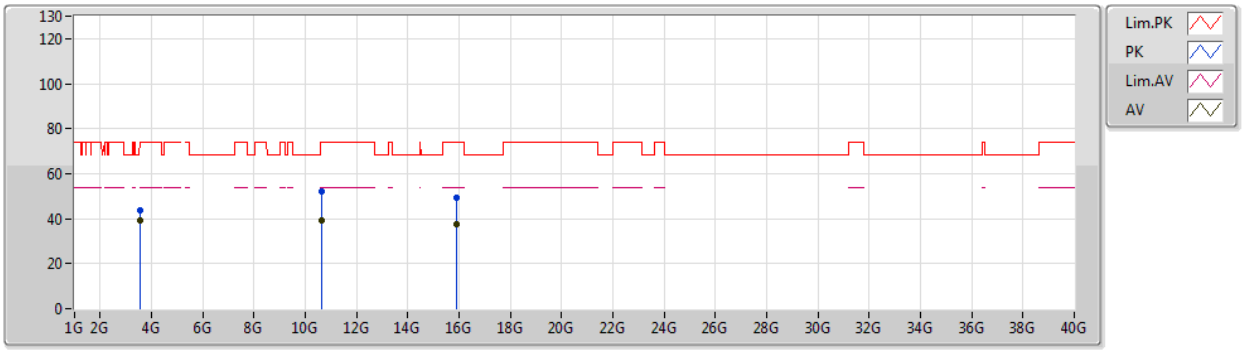

Type	Freq	Level	Limit	Margin	Factor	Dist	Condition	Azimuth	Height	Comment	Raw	AF	CL	PA
	(Hz)	(dBuV/m)	(dBuV/m)	(dB)	(dB)	(m)		(°)	(m)		(dBuV)	(dB)	(dB)	(dB)
AV	3.53997G	39.23	54.00	-14.77	-16.61	3	Horizontal	13	1.00	-	55.84	28.87	5.76	51.24
AV	10.6203G	39.01	54.00	-14.99	-4.35	3	Horizontal	305	1.87	-	43.36	39.71	10.37	54.43
AV	15.92562G	37.28	54.00	-16.72	-2.62	3	Horizontal	24	1.49	-	39.90	37.38	13.42	53.42
PK	3.54002G	43.60	74.00	-30.40	-16.61	3	Horizontal	13	1.00	-	60.21	28.87	5.76	51.24
PK	10.62498G	51.98	74.00	-22.02	-4.34	3	Horizontal	305	1.87	-	56.32	39.71	10.38	54.43
PK	15.9183G	49.28	74.00	-24.72	-2.60	3	Horizontal	24	1.49	-	51.88	37.40	13.41	53.41

802.11ax HEW40_Nss2,(MCS0)_2TX

5510MHz_TX

10/02/2020

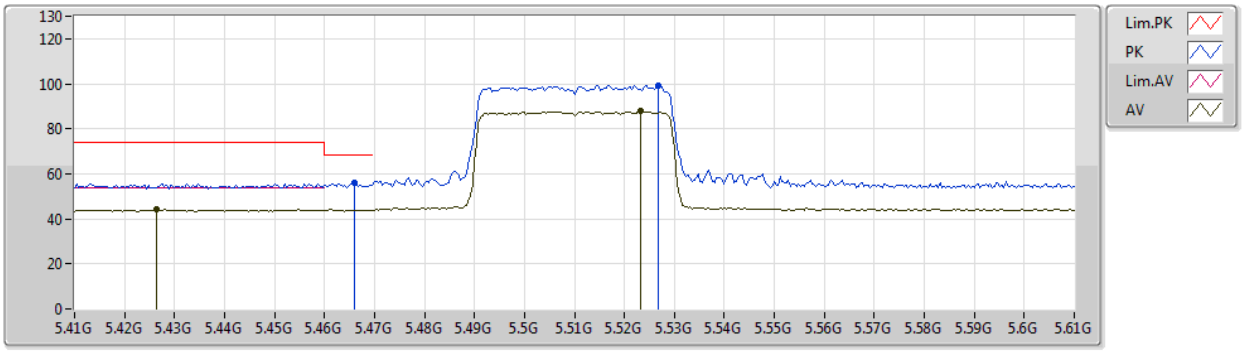

Type	Freq	Level	Limit	Margin	Factor	Dist	Condition	Azimuth	Height	Comment	Raw	AF	CL	PA
	(Hz)	(dBuV/m)	(dBuV/m)	(dB)	(dB)	(m)		(°)	(m)		(dBuV)	(dB)	(dB)	(dB)
AV	5.4264G	44.02	54.00	-9.98	5.34	3	Vertical	332	2.73	-	38.68	31.87	7.38	33.91
AV	5.5232G	88.02	Inf	-Inf	5.50	3	Vertical	332	2.73	-	82.52	31.93	7.49	33.92
PK	5.466G	55.93	68.20	-12.27	5.41	3	Vertical	332	2.73	-	50.52	31.89	7.43	33.91
PK	5.5268G	99.26	Inf	-Inf	5.50	3	Vertical	332	2.73	-	93.76	31.94	7.49	33.93

802.11ax HEW40_Nss2,(MCS0)_2TX

5510MHz_TX

10/02/2020

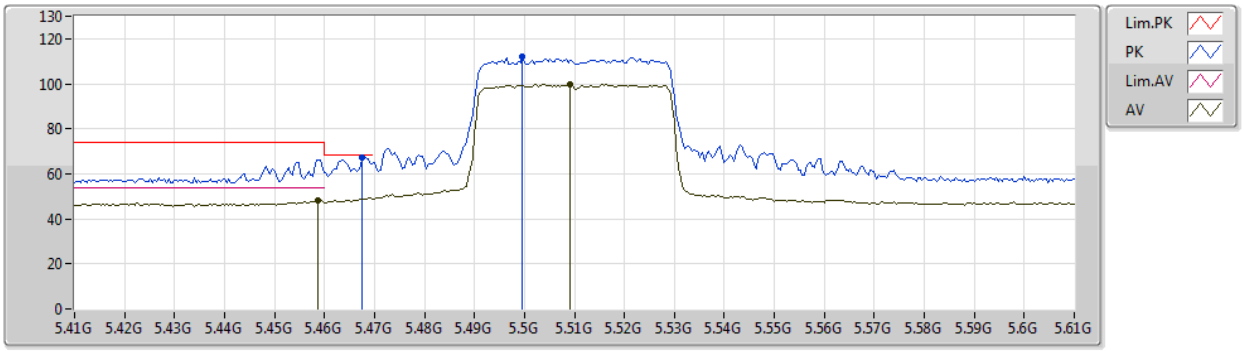

Type	Freq	Level	Limit	Margin	Factor	Dist	Condition	Azimuth	Height	Comment	Raw	AF	CL	PA
	(Hz)	(dBuV/m)	(dBuV/m)	(dB)	(dB)	(m)		(°)	(m)		(dBuV)	(dB)	(dB)	(dB)
AV	5.4588G	48.46	54.00	-5.54	5.39	3	Horizontal	17	2.07	-	43.07	31.88	7.42	33.91
AV	5.5092G	99.67	Inf	-Inf	5.47	3	Horizontal	17	2.07	-	94.20	31.91	7.48	33.92
PK	5.4676G	67.21	68.20	-0.99	5.42	3	Horizontal	17	2.07	-	61.79	31.89	7.44	33.91
PK	5.4996G	111.94	Inf	-Inf	5.46	3	Horizontal	17	2.07	-	106.48	31.90	7.48	33.92

802.11ax HEW40_Nss2,(MCS0)_2TX

5510MHz_TX

10/02/2020

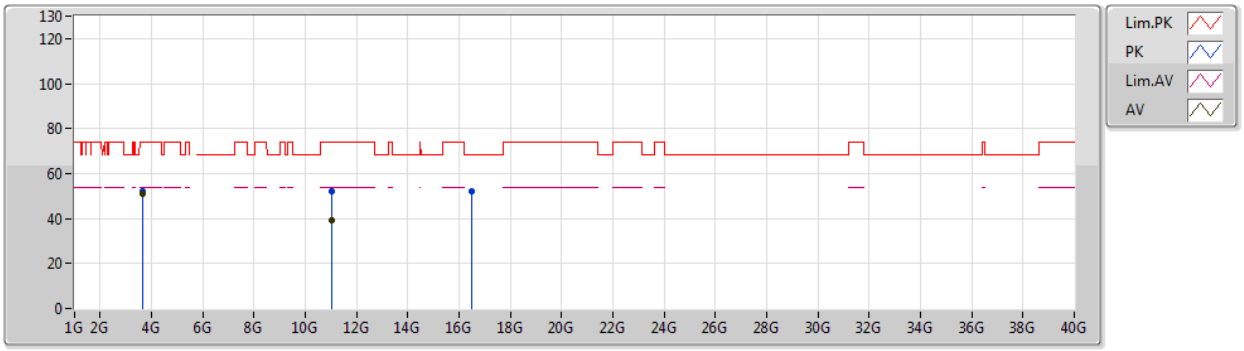

Type	Freq	Level	Limit	Margin	Factor	Dist	Condition	Azimuth	Height	Comment	Raw	AF	CL	PA
	(Hz)	(dBuV/m)	(dBuV/m)	(dB)	(dB)	(m)		(°)	(m)		(dBuV)	(dB)	(dB)	(dB)
AV	3.67332G	50.76	54.00	-3.24	-16.06	3	Vertical	357	2.99	-	66.82	29.11	6.06	51.23
AV	11.02084G	39.36	54.00	-14.64	-3.88	3	Vertical	359	1.49	-	43.24	40.17	10.45	54.50
PK	3.67331G	52.11	74.00	-21.89	-16.06	3	Vertical	357	2.99	-	68.17	29.11	6.06	51.23
PK	11.0185G	52.05	74.00	-21.95	-3.87	3	Vertical	359	1.49	-	55.92	40.18	10.45	54.50
PK	16.51626G	52.36	68.20	-15.84	0.06	3	Vertical	305	1.49	-	52.30	38.60	13.70	52.24

802.11ax HEW40_Nss2,(MCS0)_2TX

5510MHz_TX

10/02/2020

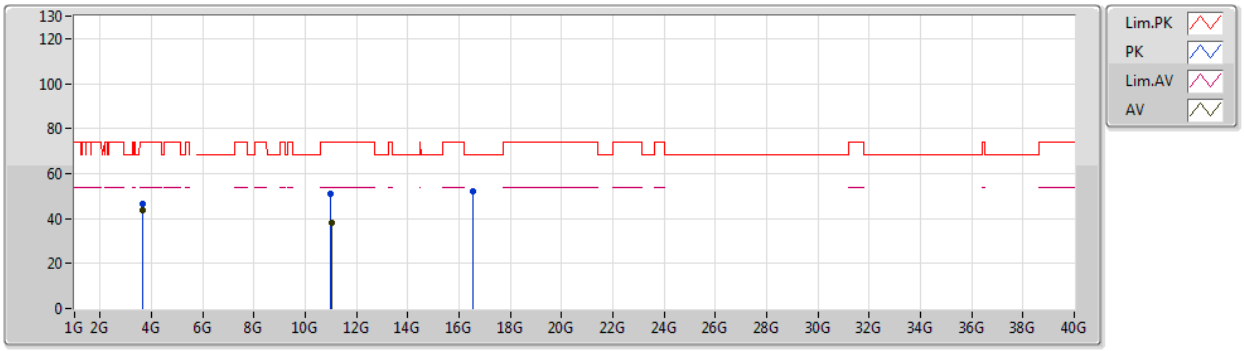

Type	Freq	Level	Limit	Margin	Factor	Dist	Condition	Azimuth	Height	Comment	Raw	AF	CL	PA
	(Hz)	(dBuV/m)	(dBuV/m)	(dB)	(dB)	(m)		(°)	(m)		(dBuV)	(dB)	(dB)	(dB)
AV	3.67336G	43.83	54.00	-10.17	-16.06	3	Horizontal	296	3.00	-	59.89	29.11	6.06	51.23
AV	11.017G	38.34	54.00	-15.66	-3.87	3	Horizontal	15	2.99	-	42.21	40.18	10.45	54.50
PK	3.67334G	46.43	74.00	-27.57	-16.06	3	Horizontal	296	3.00	-	62.49	29.11	6.06	51.23
PK	11.00728G	50.90	74.00	-23.10	-3.87	3	Horizontal	15	2.99	-	54.77	40.19	10.45	54.51
PK	16.52214G	52.21	68.20	-15.99	0.07	3	Horizontal	310	1.48	-	52.14	38.61	13.70	52.24

802.11ax HEW40_Nss2,(MCS0)_2TX

5550MHz_TX

10/02/2020

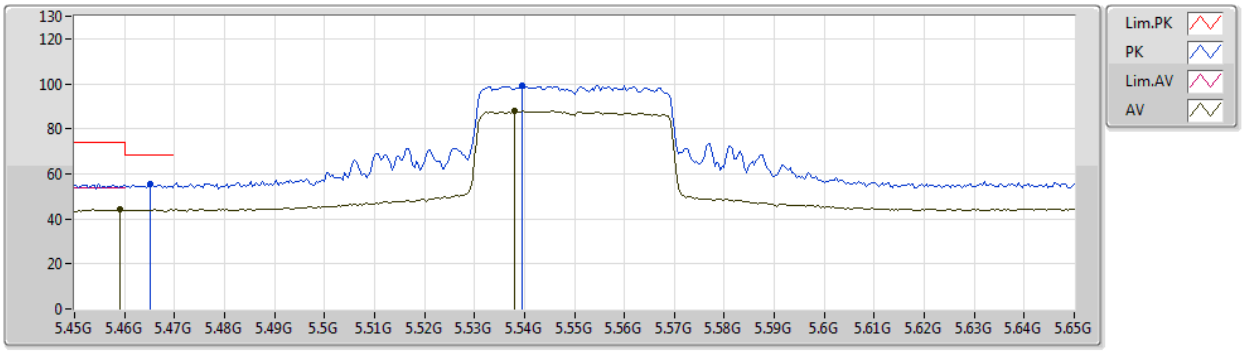

Type	Freq	Level	Limit	Margin	Factor	Dist	Condition	Azimuth	Height	Comment	Raw	AF	CL	PA
	(Hz)	(dBuV/m)	(dBuV/m)	(dB)	(dB)	(m)		(°)	(m)		(dBuV)	(dB)	(dB)	(dB)
AV	5.4592G	44.24	54.00	-9.76	5.39	3	Vertical	294	2.69	-	38.85	31.88	7.42	33.91
AV	5.538G	87.73	Inf	-Inf	5.52	3	Vertical	294	2.69	-	82.21	31.95	7.50	33.93
PK	5.4652G	55.36	68.20	-12.84	5.41	3	Vertical	294	2.69	-	49.95	31.89	7.43	33.91
PK	5.5396G	99.24	Inf	-Inf	5.53	3	Vertical	294	2.69	-	93.71	31.96	7.50	33.93

802.11ax HEW40_Nss2,(MCS0)_2TX

5550MHz_TX

10/02/2020

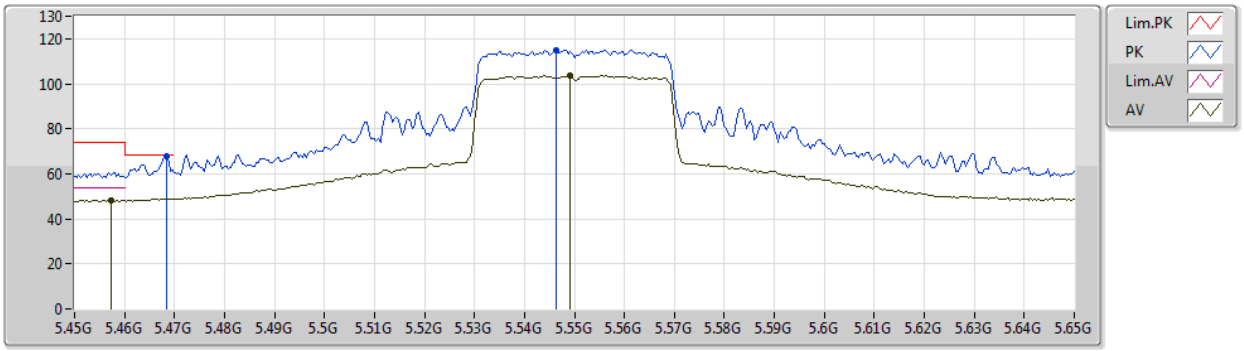

Type	Freq	Level	Limit	Margin	Factor	Dist	Condition	Azimuth	Height	Comment	Raw	AF	CL	PA
	(Hz)	(dBuV/m)	(dBuV/m)	(dB)	(dB)	(m)		(°)	(m)		(dBuV)	(dB)	(dB)	(dB)
AV	5.4572G	48.32	54.00	-5.68	5.39	3	Horizontal	13	2.05	-	42.93	31.88	7.42	33.91
AV	5.5492G	103.68	Inf	-Inf	5.55	3	Horizontal	13	2.05	-	98.13	31.97	7.51	33.93
PK	5.4684G	67.90	68.20	-0.30	5.42	3	Horizontal	13	2.05	-	62.48	31.89	7.44	33.91
PK	5.5464G	115.04	Inf	-Inf	5.54	3	Horizontal	13	2.05	-	109.50	31.96	7.51	33.93

802.11ax HEW40_Nss2,(MCS0)_2TX

5550MHz_TX

10/02/2020

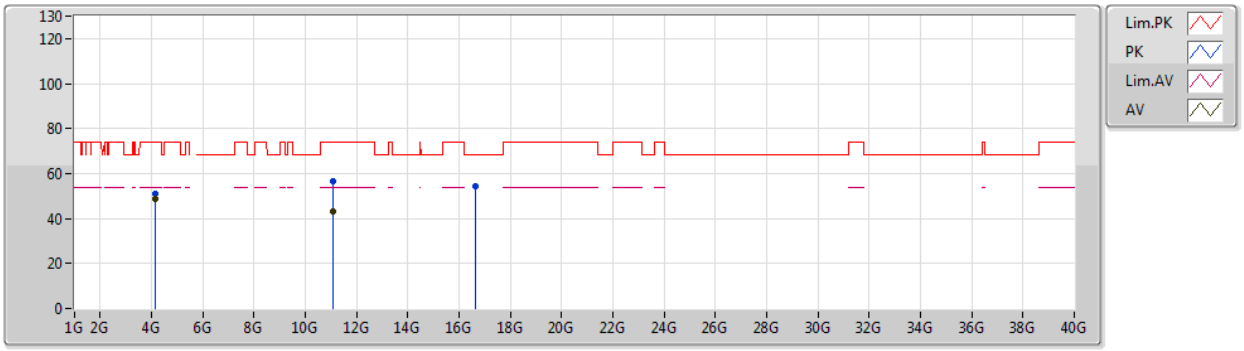

Type	Freq	Level	Limit	Margin	Factor	Dist	Condition	Azimuth	Height	Comment	Raw	AF	CL	PA
	(Hz)	(dBuV/m)	(dBuV/m)	(dB)	(dB)	(m)		(°)	(m)		(dBuV)	(dB)	(dB)	(dB)
AV	4.16248G	48.73	54.00	-5.27	-14.40	3	Vertical	360	2.94	-	63.13	30.06	6.76	51.22
AV	11.10204G	43.25	54.00	-10.75	-3.88	3	Vertical	359	1.98	-	47.13	40.08	10.49	54.45
PK	4.16245G	50.74	74.00	-23.26	-14.40	3	Vertical	360	2.94	-	65.14	30.06	6.76	51.22
PK	11.09814G	56.49	74.00	-17.51	-3.88	3	Vertical	359	1.98	-	60.37	40.08	10.49	54.45
PK	16.65228G	54.20	68.20	-14.00	0.41	3	Vertical	359	1.14	-	53.79	38.99	13.74	52.32

802.11ax HEW40_Nss2,(MCS0)_2TX

5550MHz_TX

10/02/2020

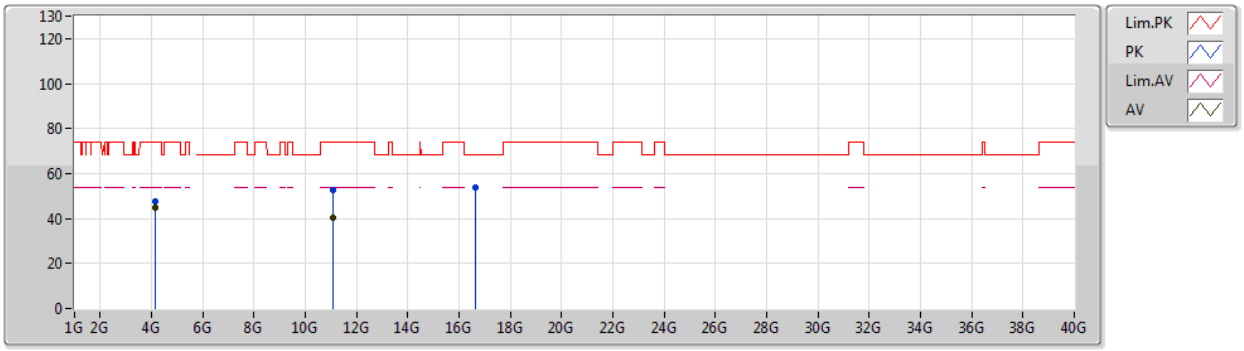

Type	Freq	Level	Limit	Margin	Factor	Dist	Condition	Azimuth	Height	Comment	Raw	AF	CL	PA
	(Hz)	(dBuV/m)	(dBuV/m)	(dB)	(dB)	(m)		(°)	(m)		(dBuV)	(dB)	(dB)	(dB)
AV	4.1625G	44.80	54.00	-9.20	-14.40	3	Horizontal	54	1.00	-	59.20	30.06	6.76	51.22
AV	11.1018G	40.15	54.00	-13.85	-3.88	3	Horizontal	312	1.37	-	44.03	40.08	10.49	54.45
PK	4.16255G	47.68	74.00	-26.32	-14.40	3	Horizontal	54	1.00	-	62.08	30.06	6.76	51.22
PK	11.10534G	52.87	74.00	-21.13	-3.89	3	Horizontal	312	1.37	-	56.76	40.07	10.49	54.45
PK	16.64982G	53.82	68.20	-14.38	0.40	3	Horizontal	305	1.47	-	53.42	38.98	13.74	52.32

802.11ax HEW40_Nss2,(MCS0)_2TX

5670MHz_TX

10/02/2020

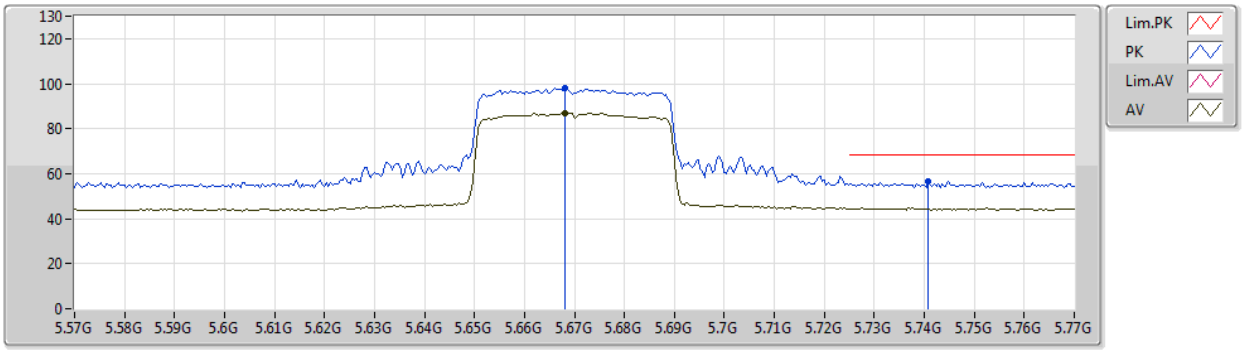

Type	Freq	Level	Limit	Margin	Factor	Dist	Condition	Azimuth	Height	Comment	Raw	AF	CL	PA
	(Hz)	(dBuV/m)	(dBuV/m)	(dB)	(dB)	(m)		(°)	(m)		(dBuV)	(dB)	(dB)	(dB)
AV	5.668G	86.82	Inf	-Inf	5.77	3	Vertical	55	3.00	-	81.05	32.14	7.58	33.95
PK	5.668G	98.06	Inf	-Inf	5.77	3	Vertical	55	3.00	-	92.29	32.14	7.58	33.95
PK	5.7408G	56.69	68.20	-11.51	5.91	3	Vertical	55	3.00	-	50.78	32.24	7.63	33.96

802.11ax HEW40_Nss2,(MCS0)_2TX

5670MHz_TX

10/02/2020

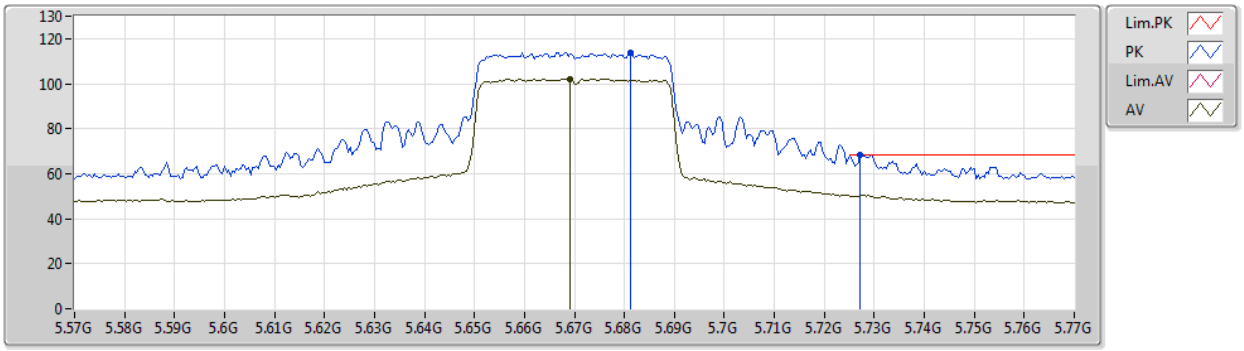

Type	Freq	Level	Limit	Margin	Factor	Dist	Condition	Azimuth	Height	Comment	Raw	AF	CL	PA
	(Hz)	(dBuV/m)	(dBuV/m)	(dB)	(dB)	(m)		(°)	(m)		(dBuV)	(dB)	(dB)	(dB)
AV	5.6692G	102.26	Inf	-Inf	5.77	3	Horizontal	10	2.01	-	96.49	32.14	7.58	33.95
PK	5.6812G	113.99	Inf	-Inf	5.79	3	Horizontal	10	2.01	-	108.20	32.15	7.59	33.95
PK	5.7272G	68.14	68.20	-0.06	5.88	3	Horizontal	10	2.01	-	62.26	32.22	7.62	33.96

802.11ax HEW40_Nss2,(MCS0)_2TX

5670MHz_TX

10/02/2020

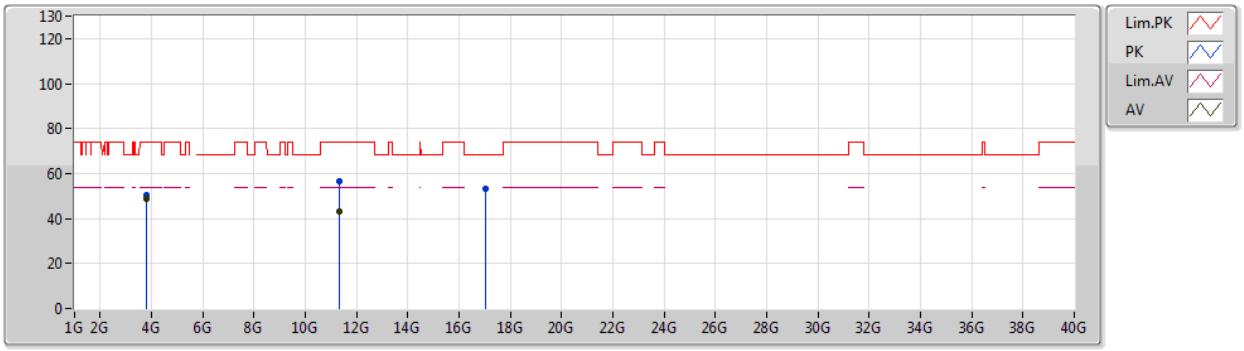

Type	Freq	Level	Limit	Margin	Factor	Dist	Condition	Azimuth	Height	Comment	Raw	AF	CL	PA
	(Hz)	(dBuV/m)	(dBuV/m)	(dB)	(dB)	(m)		(°)	(m)		(dBuV)	(dB)	(dB)	(dB)
AV	3.77999G	48.81	54.00	-5.19	-15.62	3	Vertical	351	1.99	-	64.43	29.30	6.30	51.22
AV	11.3331G	43.16	54.00	-10.84	-3.91	3	Vertical	359	1.86	-	47.07	39.80	10.61	54.32
PK	3.77998G	50.45	74.00	-23.55	-15.62	3	Vertical	351	1.99	-	66.07	29.30	6.30	51.22
PK	11.34498G	56.44	74.00	-17.56	-3.91	3	Vertical	359	1.86	-	60.35	39.79	10.61	54.31
PK	17.00904G	53.45	68.20	-14.75	1.36	3	Vertical	317	1.49	-	52.09	40.06	13.85	52.55

802.11ax HEW40_Nss2,(MCS0)_2TX

5670MHz_TX

10/02/2020

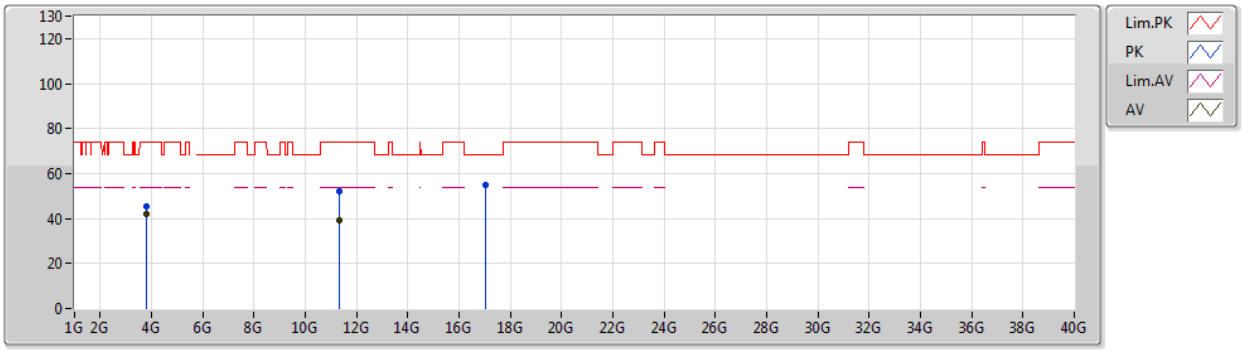

Type	Freq	Level	Limit	Margin	Factor	Dist	Condition	Azimuth	Height	Comment	Raw	AF	CL	PA
	(Hz)	(dBuV/m)	(dBuV/m)	(dB)	(dB)	(m)		(°)	(m)		(dBuV)	(dB)	(dB)	(dB)
AV	3.77999G	42.18	54.00	-11.82	-15.62	3	Horizontal	299	3.00	-	57.80	29.30	6.30	51.22
AV	11.34162G	39.43	54.00	-14.57	-3.91	3	Horizontal	294	1.48	-	43.34	39.79	10.61	54.31
PK	3.77999G	45.51	74.00	-28.49	-15.62	3	Horizontal	299	3.00	-	61.13	29.30	6.30	51.22
PK	11.33436G	51.94	74.00	-22.06	-3.91	3	Horizontal	294	1.48	-	55.85	39.80	10.61	54.32
PK	17.02326G	54.66	68.20	-13.54	1.45	3	Horizontal	16	1.49	-	53.21	40.15	13.85	52.55

802.11ax HEW40_Nss2,(MCS0)_2TX

10/02/2020

5710MHz Straddle 5.47-5.725GHz_TX

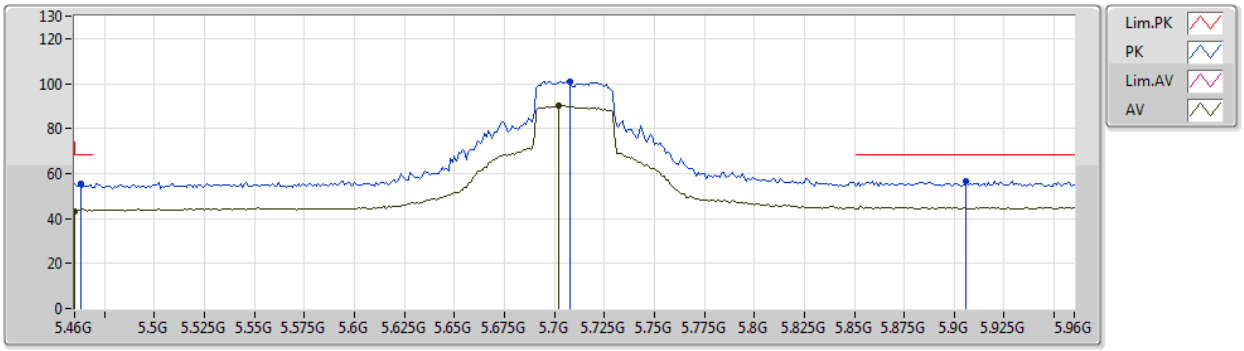

Type	Freq	Level	Limit	Margin	Factor	Dist	Condition	Azimuth	Height	Comment	Raw	AF	CL	PA
	(Hz)	(dBuV/m)	(dBuV/m)	(dB)	(dB)	(m)		(°)	(m)		(dBuV)	(dB)	(dB)	(dB)
AV	5.46G	43.36	54.00	-10.64	5.40	3	Vertical	54	3.00	-	37.96	31.88	7.43	33.91
AV	5.702G	90.34	Inf	-Inf	5.84	3	Vertical	54	3.00	-	84.50	32.18	7.61	33.95
PK	5.463G	55.43	68.20	-12.77	5.41	3	Vertical	54	3.00	-	50.02	31.89	7.43	33.91
PK	5.708G	101.01	Inf	-Inf	5.85	3	Vertical	54	3.00	-	95.16	32.19	7.61	33.95
PK	5.906G	56.46	68.20	-11.74	6.23	3	Vertical	54	3.00	-	50.23	32.47	7.74	33.98

802.11ax HEW40_Nss2,(MCS0)_2TX

10/02/2020

5710MHz Straddle 5.47-5.725GHz_TX

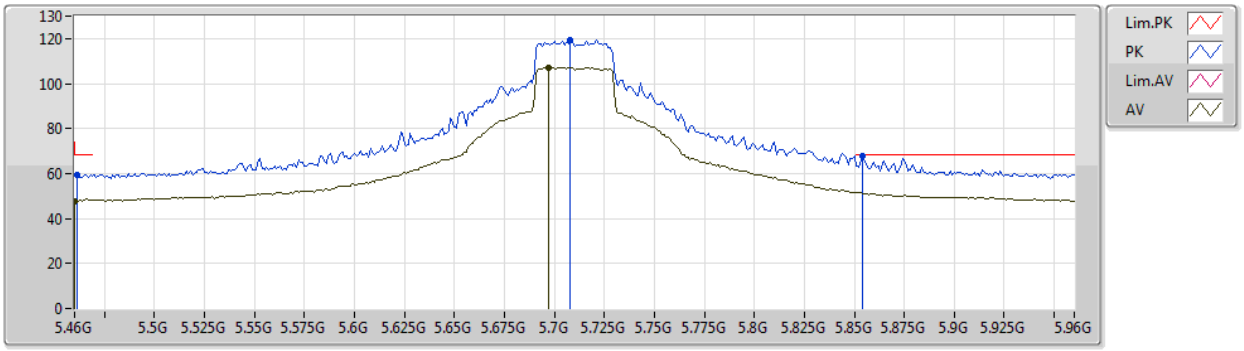

Type	Freq	Level	Limit	Margin	Factor	Dist	Condition	Azimuth	Height	Comment	Raw	AF	CL	PA
	(Hz)	(dBuV/m)	(dBuV/m)	(dB)	(dB)	(m)		(°)	(m)		(dBuV)	(dB)	(dB)	(dB)
AV	5.46G	47.50	54.00	-6.50	5.40	3	Horizontal	15	2.00	-	42.10	31.88	7.43	33.91
AV	5.697G	107.30	Inf	-Inf	5.83	3	Horizontal	15	2.00	-	101.47	32.18	7.60	33.95
PK	5.461G	59.57	68.20	-8.63	5.40	3	Horizontal	15	2.00	-	54.17	31.88	7.43	33.91
PK	5.708G	119.31	Inf	-Inf	5.85	3	Horizontal	15	2.00	-	113.46	32.19	7.61	33.95
PK	5.854G	67.82	68.20	-0.38	6.12	3	Horizontal	15	2.00	-	61.70	32.40	7.70	33.98

802.11ax HEW40_Nss2,(MCS0)_2TX

5710MHz Straddle 5.47-5.725GHz_TX

10/02/2020

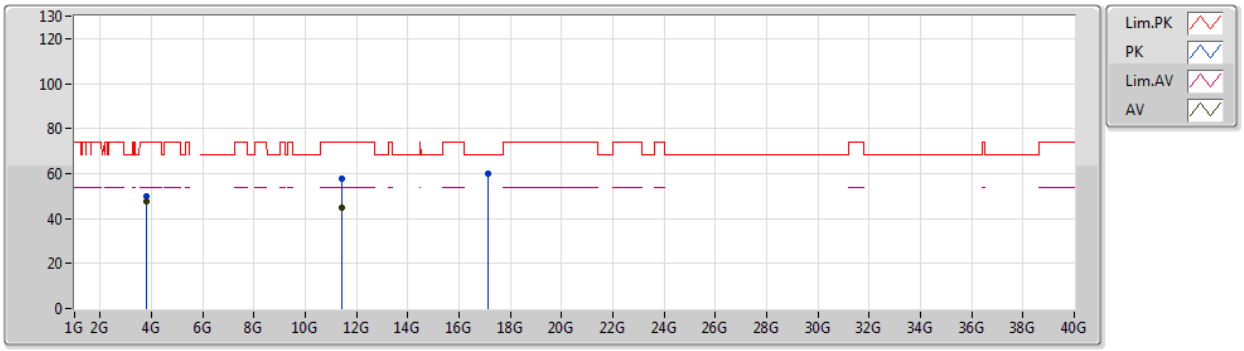

Type	Freq	Level	Limit	Margin	Factor	Dist	Condition	Azimuth	Height	Comment	Raw	AF	CL	PA
	(Hz)	(dBuV/m)	(dBuV/m)	(dB)	(dB)	(m)		(°)	(m)		(dBuV)	(dB)	(dB)	(dB)
AV	3.80668G	47.62	54.00	-6.38	-15.51	3	Vertical	352	1.56	-	63.13	29.35	6.36	51.22
AV	11.41286G	45.05	54.00	-8.95	-3.93	3	Vertical	360	1.71	-	48.98	39.70	10.64	54.27
PK	3.80669G	49.75	74.00	-24.25	-15.51	3	Vertical	352	1.56	-	65.26	29.35	6.36	51.22
PK	11.41736G	57.48	74.00	-16.52	-3.92	3	Vertical	360	1.71	-	61.40	39.70	10.65	54.27
PK	17.13882G	60.09	68.20	-8.11	2.17	3	Vertical	2	1.19	-	57.92	40.92	13.88	52.63

802.11ax HEW40_Nss2,(MCS0)_2TX

5710MHz Straddle 5.47-5.725GHz_TX

10/02/2020

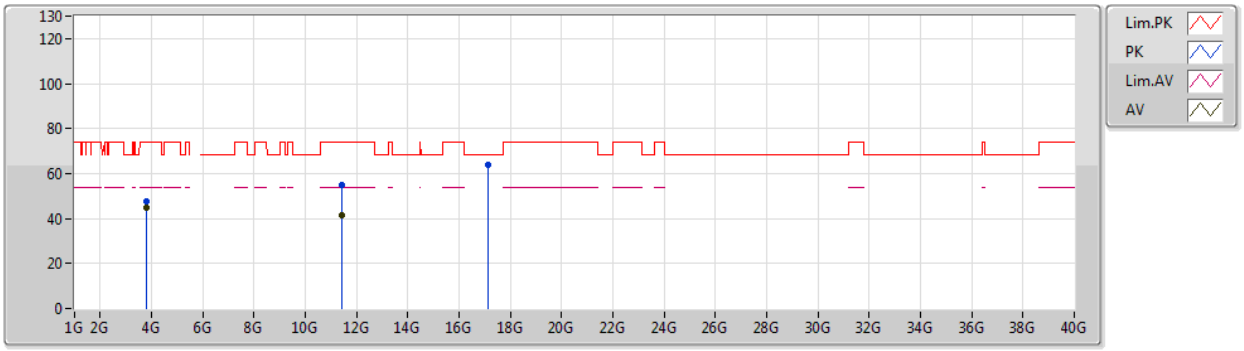

Type	Freq	Level	Limit	Margin	Factor	Dist	Condition	Azimuth	Height	Comment	Raw	AF	CL	PA
	(Hz)	(dBuV/m)	(dBuV/m)	(dB)	(dB)	(m)		(°)	(m)		(dBuV)	(dB)	(dB)	(dB)
AV	3.80666G	44.85	54.00	-9.15	-15.51	3	Horizontal	35	2.83	-	60.36	29.35	6.36	51.22
AV	11.4248G	41.58	54.00	-12.42	-3.92	3	Horizontal	69	1.49	-	45.50	39.69	10.65	54.26
PK	3.80669G	47.68	74.00	-26.32	-15.51	3	Horizontal	35	2.83	-	63.19	29.35	6.36	51.22
PK	11.43038G	54.82	74.00	-19.18	-3.93	3	Horizontal	69	1.49	-	58.75	39.68	10.65	54.26
PK	17.1393G	63.94	68.20	-4.26	2.17	3	Horizontal	32	1.48	-	61.77	40.92	13.88	52.63

802.11ax HEW40_Nss2,(MCS0)_2TX

5755MHz_TX

10/02/2020

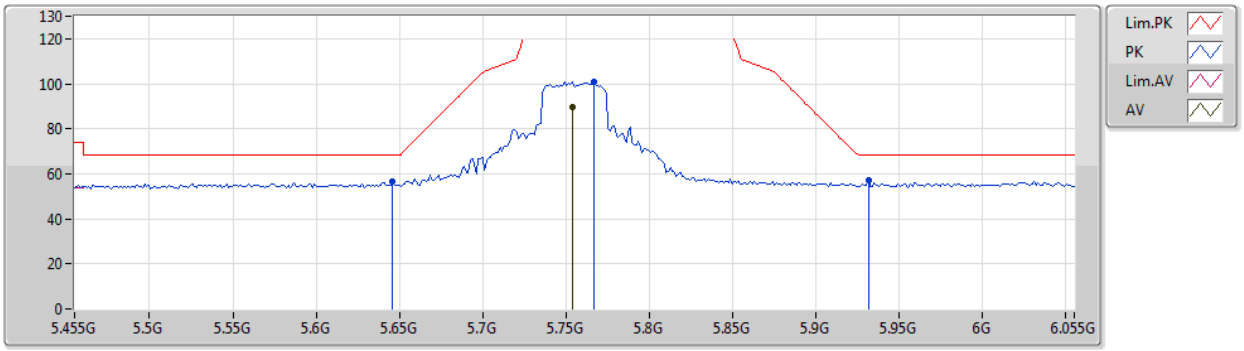

Type	Freq	Level	Limit	Margin	Factor	Dist	Condition	Azimuth	Height	Comment	Raw	AF	CL	PA
	(Hz)	(dBuV/m)	(dBuV/m)	(dB)	(dB)	(m)		(°)	(m)		(dBuV)	(dB)	(dB)	(dB)
AV	5.7538G	89.73	Inf	-Inf	5.94	3	Vertical	51	2.91	-	83.79	32.26	7.64	33.96
PK	5.6458G	56.41	68.20	-11.79	5.73	3	Vertical	51	2.91	-	50.68	32.10	7.57	33.94
PK	5.767G	100.97	Inf	-Inf	5.96	3	Vertical	51	2.91	-	95.01	32.27	7.65	33.96
PK	5.9314G	56.98	68.20	-11.22	6.26	3	Vertical	51	2.91	-	50.72	32.50	7.75	33.99

802.11ax HEW40_Nss2,(MCS0)_2TX

5755MHz_TX

10/02/2020

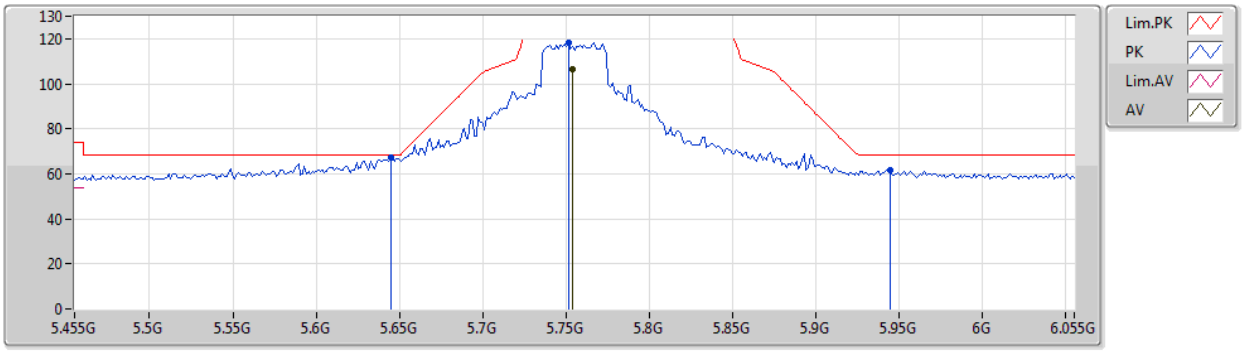

Type	Freq	Level	Limit	Margin	Factor	Dist	Condition	Azimuth	Height	Comment	Raw	AF	CL	PA
	(Hz)	(dBuV/m)	(dBuV/m)	(dB)	(dB)	(m)		(°)	(m)		(dBuV)	(dB)	(dB)	(dB)
AV	5.7538G	106.57	Inf	-Inf	5.94	3	Horizontal	12	1.88	-	100.63	32.26	7.64	33.96
PK	5.6446G	67.44	68.20	-0.76	5.73	3	Horizontal	12	1.88	-	61.71	32.10	7.57	33.94
PK	5.7514G	118.20	Inf	-Inf	5.93	3	Horizontal	12	1.88	-	112.27	32.25	7.64	33.96
PK	5.9446G	61.64	68.20	-6.56	6.29	3	Horizontal	12	1.88	-	55.35	32.52	7.76	33.99

802.11ax HEW40_Nss2,(MCS0)_2TX

5755MHz_TX

10/02/2020

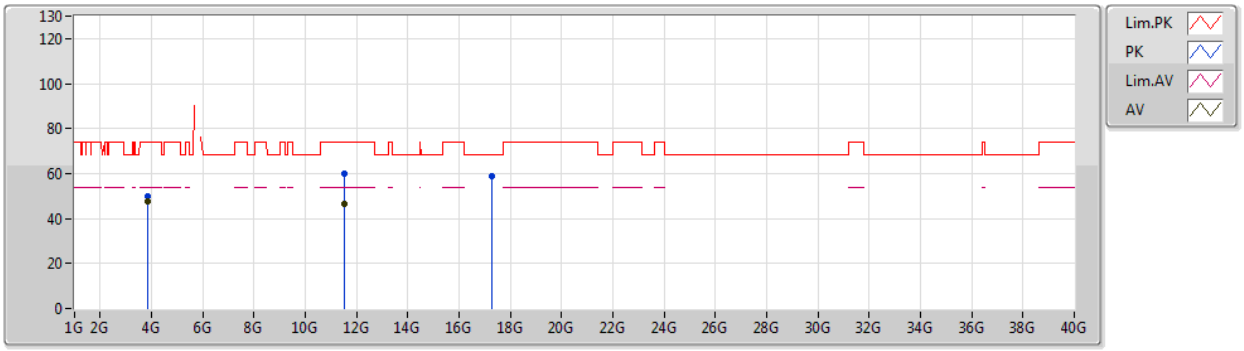

Type	Freq	Level	Limit	Margin	Factor	Dist	Condition	Azimuth	Height	Comment	Raw	AF	CL	PA
	(Hz)	(dBuV/m)	(dBuV/m)	(dB)	(dB)	(m)		(°)	(m)		(dBuV)	(dB)	(dB)	(dB)
AV	3.8367G	47.62	54.00	-6.38	-15.38	3	Vertical	352	1.01	-	63.00	29.41	6.43	51.22
AV	11.52398G	46.62	54.00	-7.38	-3.92	3	Vertical	349	1.64	-	50.54	39.57	10.70	54.19
PK	3.83669G	49.93	74.00	-24.07	-15.38	3	Vertical	352	1.01	-	65.31	29.41	6.43	51.22
PK	11.50868G	60.18	74.00	-13.82	-3.93	3	Vertical	349	1.64	-	64.11	39.59	10.69	54.21
PK	17.25702G	59.07	68.20	-9.13	2.91	3	Vertical	0	1.48	-	56.16	41.70	13.91	52.70

802.11ax HEW40_Nss2,(MCS0)_2TX

5755MHz_TX

10/02/2020

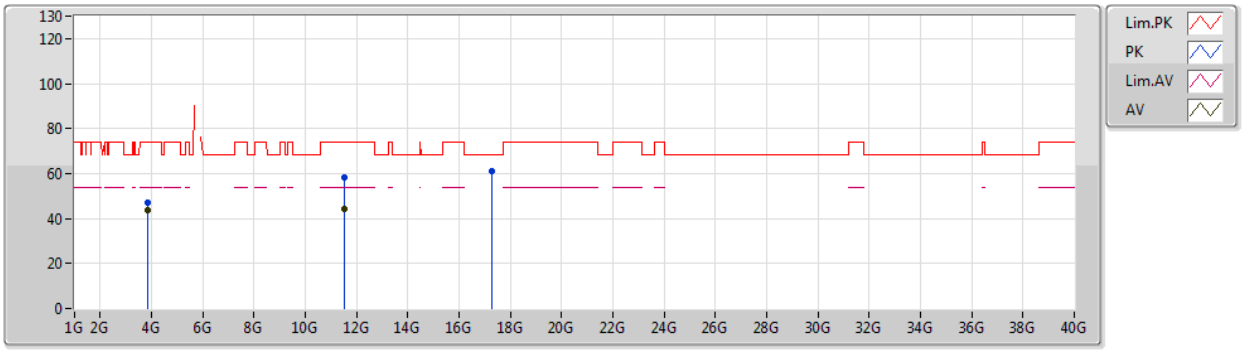

Type	Freq	Level	Limit	Margin	Factor	Dist	Condition	Azimuth	Height	Comment	Raw	AF	CL	PA
	(Hz)	(dBuV/m)	(dBuV/m)	(dB)	(dB)	(m)		(°)	(m)		(dBuV)	(dB)	(dB)	(dB)
AV	3.83668G	43.60	54.00	-10.40	-15.38	3	Horizontal	1	1.00	-	58.98	29.41	6.43	51.22
AV	11.50832G	44.18	54.00	-9.82	-3.93	3	Horizontal	68	1.48	-	48.11	39.59	10.69	54.21
PK	3.83663G	47.01	74.00	-26.99	-15.38	3	Horizontal	1	1.00	-	62.39	29.41	6.43	51.22
PK	11.5088G	58.04	74.00	-15.96	-3.93	3	Horizontal	68	1.48	-	61.97	39.59	10.69	54.21
PK	17.25414G	61.30	68.20	-6.90	2.89	3	Horizontal	32	1.56	-	58.41	41.68	13.91	52.70

802.11ax HEW40_Nss2,(MCS0)_2TX

5795MHz_TX

10/02/2020

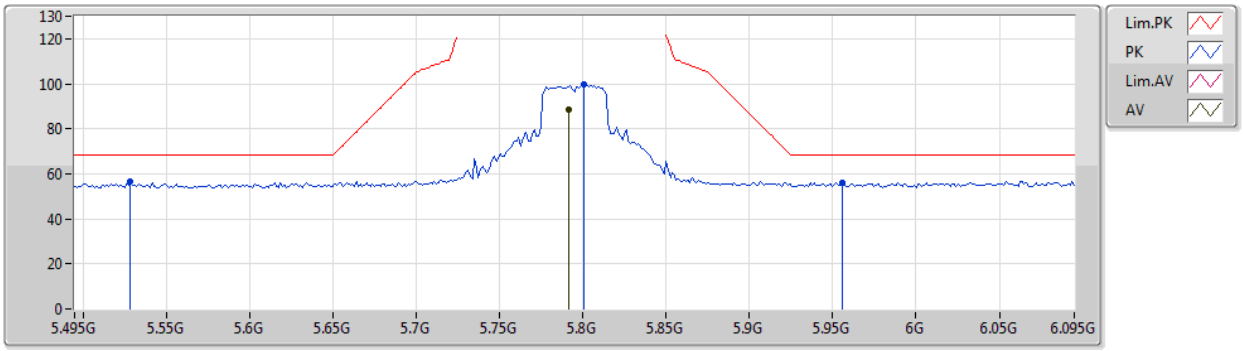

Type	Freq	Level	Limit	Margin	Factor	Dist	Condition	Azimuth	Height	Comment	Raw	AF	CL	PA
	(Hz)	(dBuV/m)	(dBuV/m)	(dB)	(dB)	(m)		(°)	(m)		(dBuV)	(dB)	(dB)	(dB)
AV	5.7914G	88.40	Inf	-Inf	6.00	3	Vertical	72	3.00	-	82.40	32.31	7.66	33.97
PK	5.5286G	56.62	68.20	-11.58	5.50	3	Vertical	72	3.00	-	51.12	31.94	7.49	33.93
PK	5.801G	99.57	Inf	-Inf	6.02	3	Vertical	72	3.00	-	93.55	32.32	7.67	33.97
PK	5.9558G	56.08	68.20	-12.12	6.32	3	Vertical	72	3.00	-	49.76	32.54	7.77	33.99

802.11ax HEW40_Nss2,(MCS0)_2TX

5795MHz_TX

10/02/2020

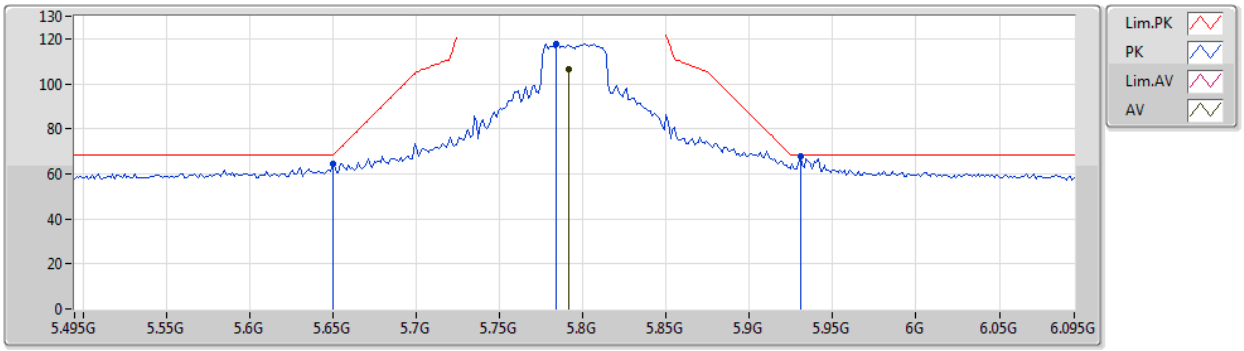

Type	Freq	Level	Limit	Margin	Factor	Dist	Condition	Azimuth	Height	Comment	Raw	AF	CL	PA
	(Hz)	(dBuV/m)	(dBuV/m)	(dB)	(dB)	(m)		(°)	(m)		(dBuV)	(dB)	(dB)	(dB)
AV	5.7914G	106.65	Inf	-Inf	6.00	3	Horizontal	10	2.23	-	100.65	32.31	7.66	33.97
PK	5.6498G	64.43	68.20	-3.77	5.74	3	Horizontal	10	2.23	-	58.69	32.11	7.57	33.94
PK	5.7842G	117.63	Inf	-Inf	5.99	3	Horizontal	10	2.23	-	111.64	32.30	7.66	33.97
PK	5.9306G	67.61	68.20	-0.59	6.26	3	Horizontal	10	2.23	-	61.35	32.50	7.75	33.99

802.11ax HEW40_Nss2,(MCS0)_2TX

5795MHz_TX

10/02/2020

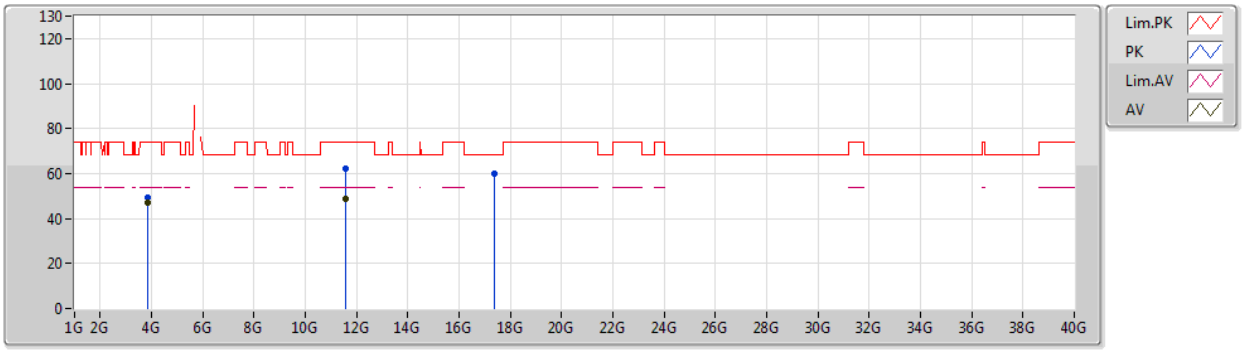

Type	Freq	Level	Limit	Margin	Factor	Dist	Condition	Azimuth	Height	Comment	Raw	AF	CL	PA
	(Hz)	(dBuV/m)	(dBuV/m)	(dB)	(dB)	(m)		(°)	(m)		(dBuV)	(dB)	(dB)	(dB)
AV	3.86332G	47.28	54.00	-6.72	-15.28	3	Vertical	331	1.48	-	62.56	29.45	6.49	51.22
AV	11.59504G	48.78	54.00	-5.22	-3.90	3	Vertical	6	1.00	-	52.68	39.49	10.73	54.12
PK	3.86332G	49.55	74.00	-24.45	-15.28	3	Vertical	331	1.48	-	64.83	29.45	6.49	51.22
PK	11.58742G	62.01	74.00	-11.99	-3.90	3	Vertical	6	1.00	-	65.91	39.50	10.73	54.13
PK	17.37708G	59.97	68.20	-8.23	3.65	3	Vertical	1	1.49	-	56.32	42.49	13.94	52.78

802.11ax HEW40_Nss2,(MCS0)_2TX

5795MHz_TX

10/02/2020

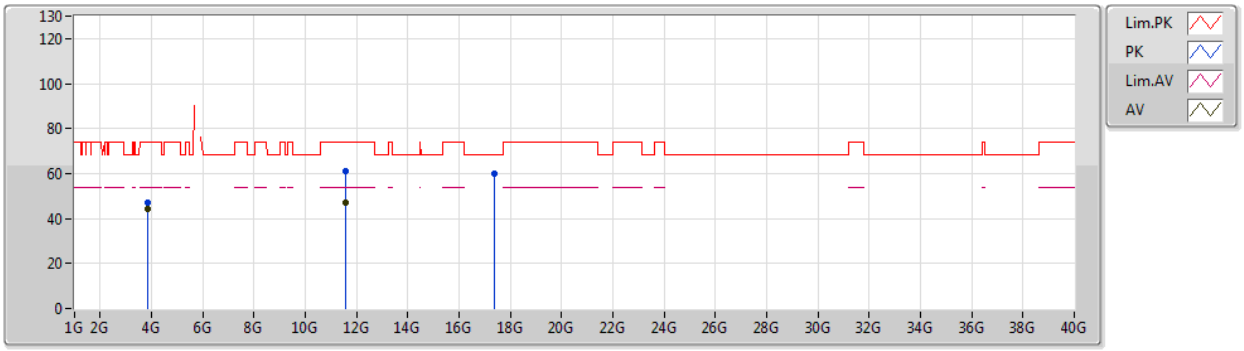

Type	Freq	Level	Limit	Margin	Factor	Dist	Condition	Azimuth	Height	Comment	Raw	AF	CL	PA
	(Hz)	(dBuV/m)	(dBuV/m)	(dB)	(dB)	(m)		(°)	(m)		(dBuV)	(dB)	(dB)	(dB)
AV	3.86334G	44.14	54.00	-9.86	-15.28	3	Horizontal	328	1.00	-	59.42	29.45	6.49	51.22
AV	11.59534G	47.32	54.00	-6.68	-3.90	3	Horizontal	67	1.40	-	51.22	39.49	10.73	54.12
PK	3.86331G	47.13	74.00	-26.87	-15.28	3	Horizontal	328	1.00	-	62.41	29.45	6.49	51.22
PK	11.58874G	61.12	74.00	-12.88	-3.90	3	Horizontal	67	1.40	-	65.02	39.49	10.73	54.12
PK	17.39448G	59.95	68.20	-8.25	3.76	3	Horizontal	304	1.48	-	56.19	42.60	13.95	52.79

802.11ax HEW80_Nss2,(MCS0)_2TX

5210MHz_TX

09/02/2020

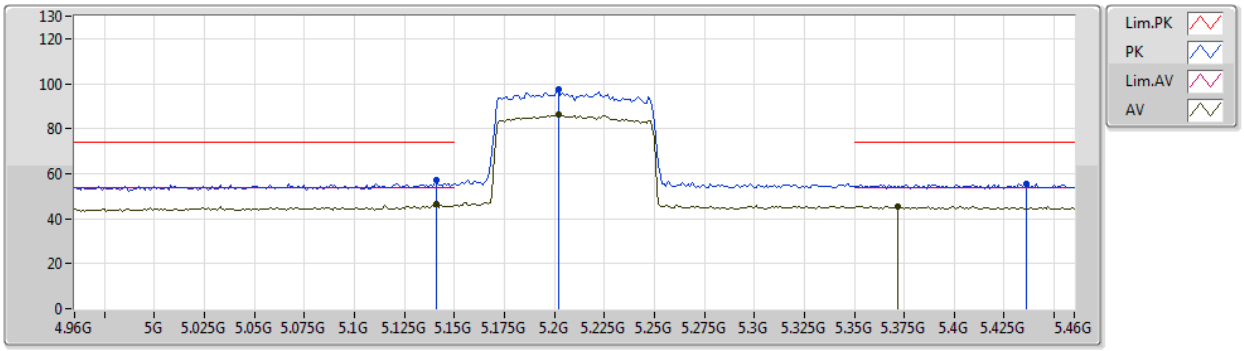

Type	Freq	Level	Limit	Margin	Factor	Dist	Condition	Azimuth	Height	Comment	Raw	AF	CL	PA
	(Hz)	(dBuV/m)	(dBuV/m)	(dB)	(dB)	(m)		(°)	(m)		(dBuV)	(dB)	(dB)	(dB)
AV	5.141G	46.35	54.00	-7.65	4.96	3	Vertical	297	2.87	-	41.39	31.76	7.03	33.83
AV	5.202G	86.24	Inf	-Inf	5.03	3	Vertical	297	2.87	-	81.21	31.78	7.10	33.85
AV	5.372G	45.44	54.00	-8.56	5.28	3	Vertical	297	2.87	-	40.16	31.85	7.32	33.89
PK	5.141G	56.96	74.00	-17.04	4.96	3	Vertical	297	2.87	-	52.00	31.76	7.03	33.83
PK	5.202G	97.50	Inf	-Inf	5.03	3	Vertical	297	2.87	-	92.47	31.78	7.10	33.85
PK	5.436G	55.56	74.00	-18.44	5.36	3	Vertical	297	2.87	-	50.20	31.87	7.40	33.91

802.11ax HEW80_Nss2,(MCS0)_2TX

5210MHz_TX

09/02/2020

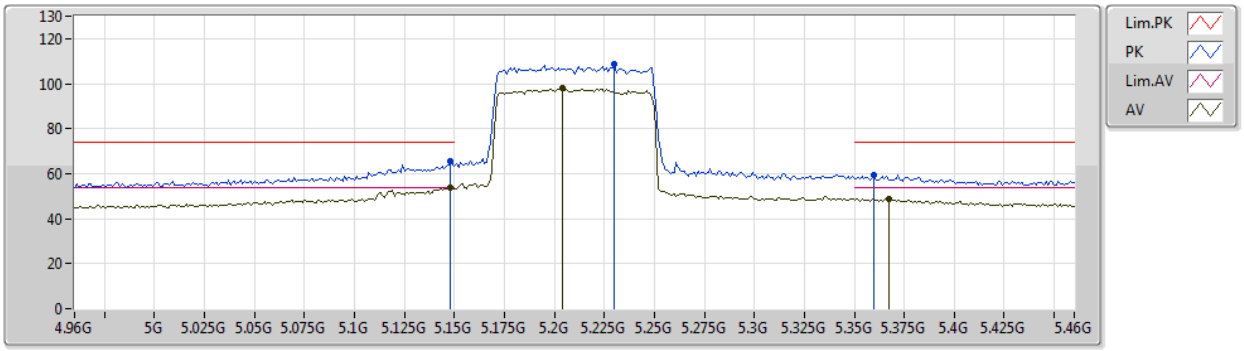

Type	Freq	Level	Limit	Margin	Factor	Dist	Condition	Azimuth	Height	Comment	Raw	AF	CL	PA
	(Hz)	(dBuV/m)	(dBuV/m)	(dB)	(dB)	(m)		(°)	(m)		(dBuV)	(dB)	(dB)	(dB)
AV	5.148G	53.83	54.00	-0.17	4.96	3	Horizontal	5	1.45	-	48.87	31.76	7.03	33.83
AV	5.204G	97.79	Inf	-Inf	5.03	3	Horizontal	5	1.45	-	92.76	31.78	7.10	33.85
AV	5.367G	48.84	54.00	-5.16	5.27	3	Horizontal	5	1.45	-	43.57	31.85	7.31	33.89
PK	5.148G	65.50	74.00	-8.50	4.96	3	Horizontal	5	1.45	-	60.54	31.76	7.03	33.83
PK	5.23G	108.57	Inf	-Inf	5.07	3	Horizontal	5	1.45	-	103.50	31.79	7.14	33.86
PK	5.36G	59.63	74.00	-14.37	5.25	3	Horizontal	5	1.45	-	54.38	31.84	7.30	33.89

802.11ax HEW80_Nss2,(MCS0)_2TX

5210MHz_TX

09/02/2020

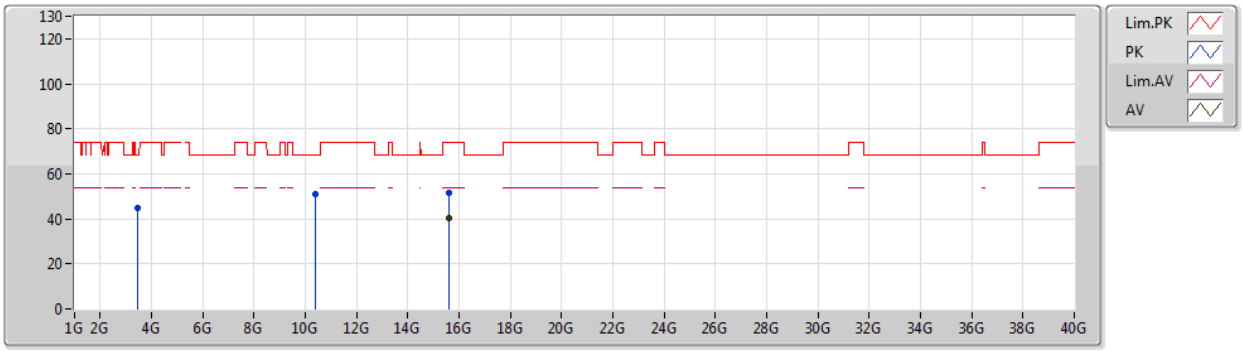

Type	Freq	Level	Limit	Margin	Factor	Dist	Condition	Azimuth	Height	Comment	Raw	AF	CL	PA
	(Hz)	(dBuV/m)	(dBuV/m)	(dB)	(dB)	(m)		(°)	(m)		(dBuV)	(dB)	(dB)	(dB)
AV	15.62112G	40.53	54.00	-13.47	-1.64	3	Vertical	58	2.05	-	42.17	38.50	12.94	53.08
PK	3.4733G	45.02	68.20	-23.18	-16.79	3	Vertical	24	1.00	-	61.81	28.78	5.66	51.23
PK	10.41214G	51.25	68.20	-16.95	-4.67	3	Vertical	310	1.50	-	55.92	39.44	10.34	54.45
PK	15.63072G	51.40	74.00	-22.60	-1.66	3	Vertical	58	2.05	-	53.06	38.47	12.96	53.09

802.11ax HEW80_Nss2,(MCS0)_2TX

5210MHz_TX

09/02/2020

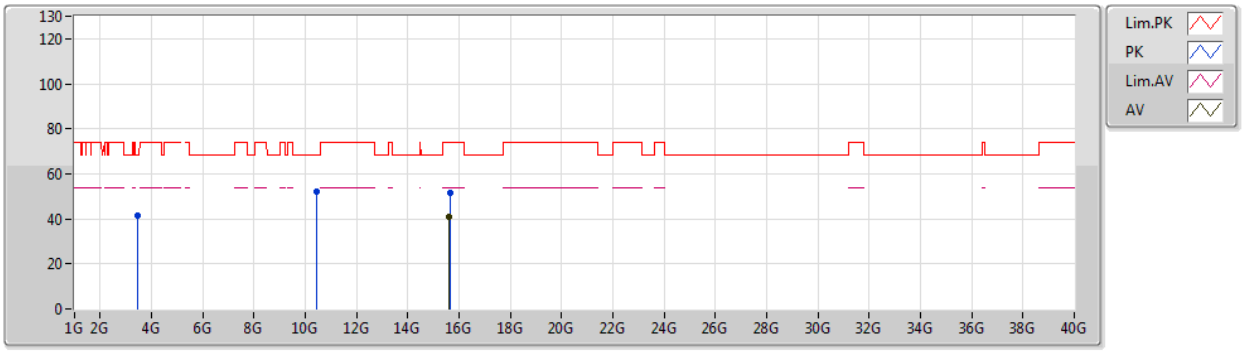

Type	Freq	Level	Limit	Margin	Factor	Dist	Condition	Azimuth	Height	Comment	Raw	AF	CL	PA
	(Hz)	(dBuV/m)	(dBuV/m)	(dB)	(dB)	(m)		(°)	(m)		(dBuV)	(dB)	(dB)	(dB)
AV	15.62448G	40.83	54.00	-13.17	-1.64	3	Horizontal	227	2.44	-	42.47	38.49	12.95	53.08
PK	3.47331G	41.69	68.20	-26.51	-16.79	3	Horizontal	318	1.49	-	58.48	28.78	5.66	51.23
PK	10.42588G	51.84	68.20	-16.36	-4.65	3	Horizontal	55	2.04	-	56.49	39.45	10.34	54.44
PK	15.63942G	51.56	74.00	-22.44	-1.70	3	Horizontal	227	2.44	-	53.26	38.43	12.97	53.10

802.11ax HEW80_Nss2,(MCS0)_2TX

5290MHz_TX

09/02/2020

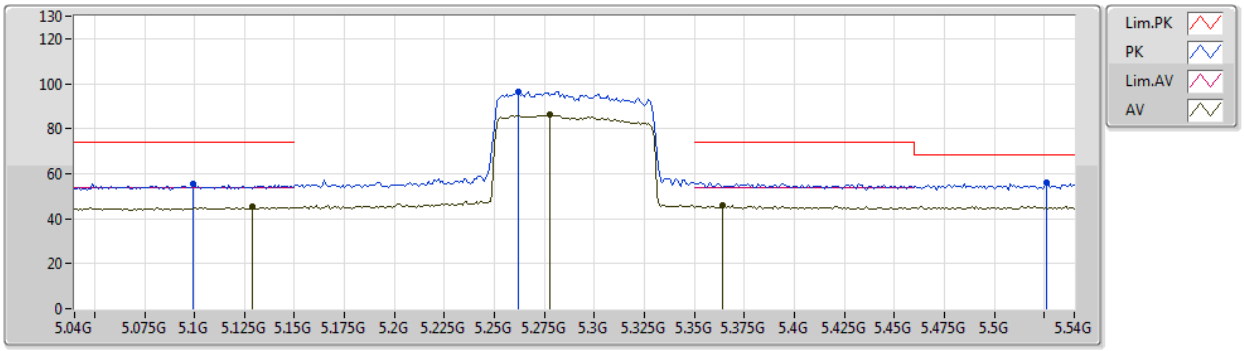

Type	Freq	Level	Limit	Margin	Factor	Dist	Condition	Azimuth	Height	Comment	Raw	AF	CL	PA
	(Hz)	(dBuV/m)	(dBuV/m)	(dB)	(dB)	(m)		(°)	(m)		(dBuV)	(dB)	(dB)	(dB)
AV	5.129G	45.21	54.00	-8.79	4.93	3	Vertical	300	2.81	-	40.28	31.75	7.01	33.83
AV	5.278G	86.23	Inf	-Inf	5.14	3	Vertical	300	2.81	-	81.09	31.81	7.20	33.87
AV	5.364G	45.98	54.00	-8.02	5.27	3	Vertical	300	2.81	-	40.71	31.85	7.31	33.89
PK	5.099G	55.32	74.00	-18.68	4.89	3	Vertical	300	2.81	-	50.43	31.74	6.97	33.82
PK	5.262G	96.54	Inf	-Inf	5.12	3	Vertical	300	2.81	-	91.42	31.80	7.18	33.86
PK	5.526G	55.76	68.20	-12.44	5.50	3	Vertical	300	2.81	-	50.26	31.94	7.49	33.93

802.11ax HEW80_Nss2,(MCS0)_2TX

5290MHz_TX

09/02/2020

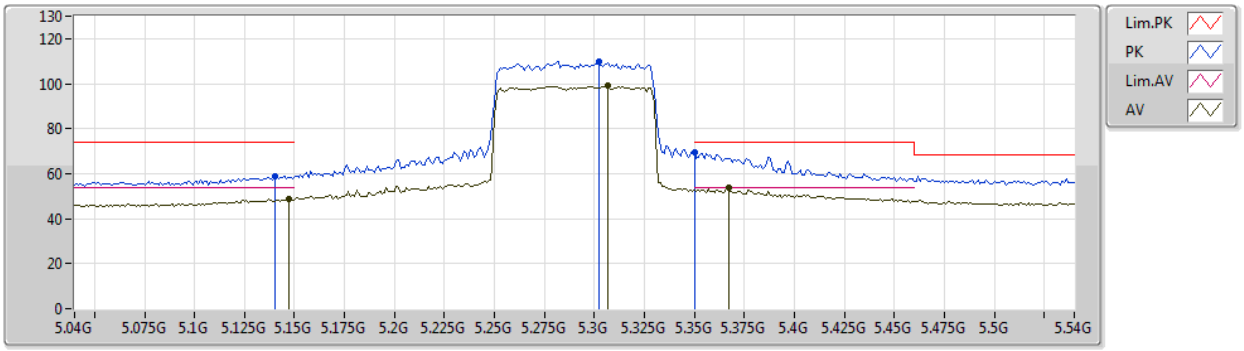

Type	Freq	Level	Limit	Margin	Factor	Dist	Condition	Azimuth	Height	Comment	Raw	AF	CL	PA
	(Hz)	(dBuV/m)	(dBuV/m)	(dB)	(dB)	(m)		(°)	(m)		(dBuV)	(dB)	(dB)	(dB)
AV	5.147G	48.73	54.00	-5.27	4.96	3	Horizontal	0	1.00	-	43.77	31.76	7.03	33.83
AV	5.307G	99.22	Inf	-Inf	5.18	3	Horizontal	0	1.00	-	94.04	31.82	7.23	33.87
AV	5.367G	53.60	54.00	-0.40	5.27	3	Horizontal	0	1.00	-	48.33	31.85	7.31	33.89
PK	5.14G	59.05	74.00	-14.95	4.95	3	Horizontal	0	1.00	-	54.10	31.76	7.02	33.83
PK	5.302G	109.75	Inf	-Inf	5.18	3	Horizontal	0	1.00	-	104.57	31.82	7.23	33.87
PK	5.35G	69.46	74.00	-4.54	5.25	3	Horizontal	0	1.00	-	64.21	31.84	7.29	33.88

802.11ax HEW80_Nss2,(MCS0)_2TX

5290MHz_TX

09/02/2020

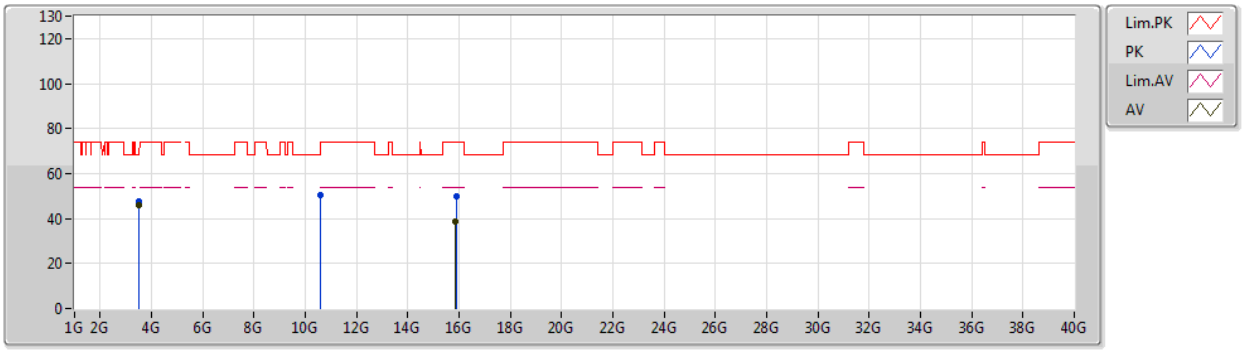

Type	Freq	Level	Limit	Margin	Factor	Dist	Condition	Azimuth	Height	Comment	Raw	AF	CL	PA
	(Hz)	(dBuV/m)	(dBuV/m)	(dB)	(dB)	(m)		(°)	(m)		(dBuV)	(dB)	(dB)	(dB)
AV	3.52665G	45.69	54.00	-8.31	-16.66	3	Vertical	25	1.03	-	62.35	28.85	5.73	51.24
AV	15.87186G	38.67	54.00	-15.33	-2.45	3	Vertical	219	1.49	-	41.12	37.57	13.34	53.36
PK	3.52671G	47.54	74.00	-26.46	-16.66	3	Vertical	25	1.03	-	64.20	28.85	5.73	51.24
PK	10.59074G	50.32	68.20	-17.88	-4.39	3	Vertical	322	1.48	-	54.71	39.67	10.37	54.43
PK	15.88452G	49.76	74.00	-24.24	-2.48	3	Vertical	219	1.49	-	52.24	37.53	13.36	53.37

802.11ax HEW80_Nss2,(MCS0)_2TX

5290MHz_TX

09/02/2020

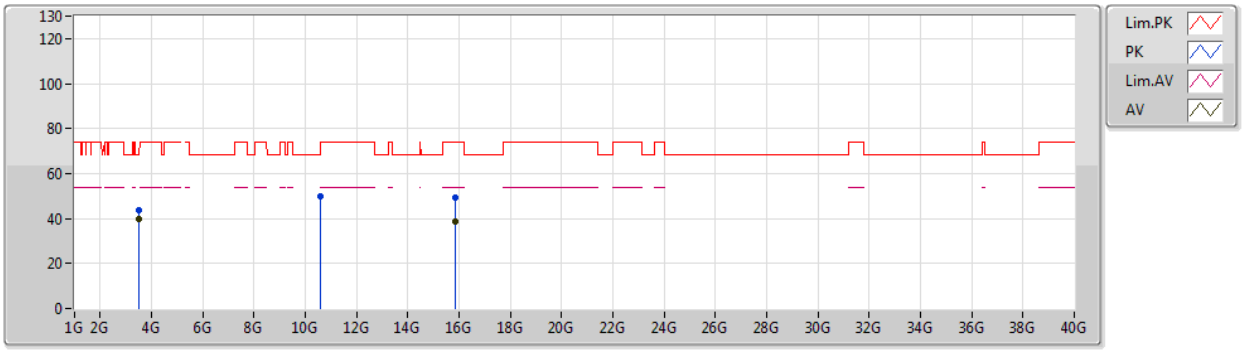

Type	Freq	Level	Limit	Margin	Factor	Dist	Condition	Azimuth	Height	Comment	Raw	AF	CL	PA
	(Hz)	(dBuV/m)	(dBuV/m)	(dB)	(dB)	(m)		(°)	(m)		(dBuV)	(dB)	(dB)	(dB)
AV	3.52665G	39.80	54.00	-14.20	-16.66	3	Horizontal	12	1.09	-	56.46	28.85	5.73	51.24
AV	15.86232G	38.83	54.00	-15.17	-2.42	3	Horizontal	5	1.48	-	41.25	37.61	13.32	53.35
PK	3.52664G	43.68	74.00	-30.32	-16.66	3	Horizontal	12	1.09	-	60.34	28.85	5.73	51.24
PK	10.58204G	49.75	68.20	-18.45	-4.40	3	Horizontal	35	1.49	-	54.15	39.66	10.37	54.43
PK	15.86952G	49.57	74.00	-24.43	-2.44	3	Horizontal	5	1.48	-	52.01	37.58	13.33	53.35

802.11ax HEW80_Nss2,(MCS0)_2TX

5530MHz_TX

09/02/2020

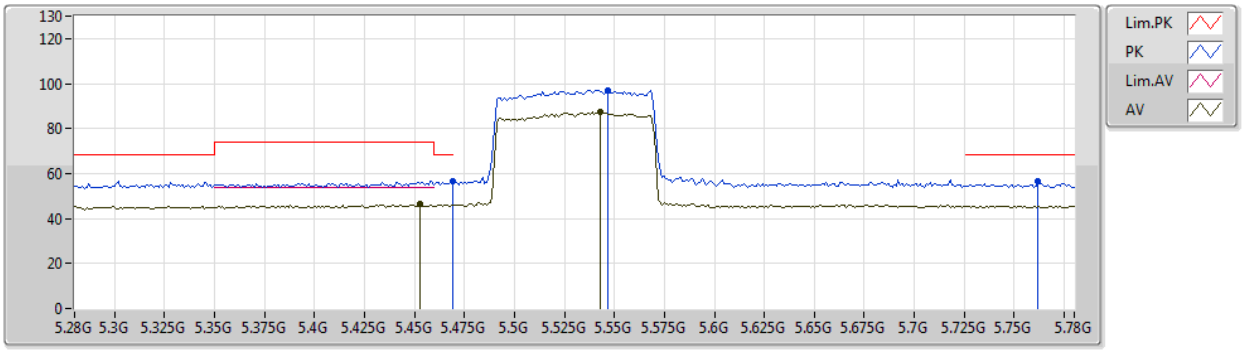

Type	Freq	Level	Limit	Margin	Factor	Dist	Condition	Azimuth	Height	Comment	Raw	AF	CL	PA
	(Hz)	(dBuV/m)	(dBuV/m)	(dB)	(dB)	(m)		(°)	(m)		(dBuV)	(dB)	(dB)	(dB)
AV	5.453G	46.65	54.00	-7.35	5.39	3	Vertical	338	3.00	-	41.26	31.88	7.42	33.91
AV	5.543G	87.17	Inf	-Inf	5.53	3	Vertical	338	3.00	-	81.64	31.96	7.50	33.93
PK	5.469G	56.62	68.20	-11.58	5.42	3	Vertical	338	3.00	-	51.20	31.89	7.44	33.91
PK	5.547G	97.14	Inf	-Inf	5.55	3	Vertical	338	3.00	-	91.59	31.97	7.51	33.93
PK	5.762G	56.34	68.20	-11.86	5.95	3	Vertical	338	3.00	-	50.39	32.27	7.64	33.96

802.11ax HEW80_Nss2,(MCS0)_2TX

5530MHz_TX

09/02/2020

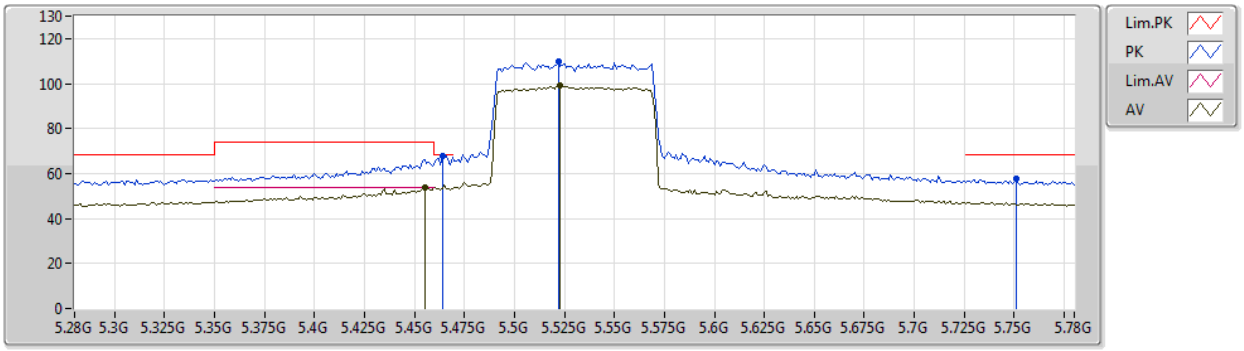

Type	Freq	Level	Limit	Margin	Factor	Dist	Condition	Azimuth	Height	Comment	Raw	AF	CL	PA
	(Hz)	(dBuV/m)	(dBuV/m)	(dB)	(dB)	(m)		(°)	(m)		(dBuV)	(dB)	(dB)	(dB)
AV	5.455G	53.95	54.00	-0.05	5.39	3	Horizontal	357	1.48	-	48.56	31.88	7.42	33.91
AV	5.523G	99.01	Inf	-Inf	5.50	3	Horizontal	357	1.48	-	93.51	31.93	7.49	33.92
PK	5.464G	68.00	68.20	-0.20	5.41	3	Horizontal	357	1.48	-	62.59	31.89	7.43	33.91
PK	5.522G	109.91	Inf	-Inf	5.50	3	Horizontal	357	1.48	-	104.41	31.93	7.49	33.92
PK	5.751G	57.69	68.20	-10.51	5.93	3	Horizontal	357	1.48	-	51.76	32.25	7.64	33.96

802.11ax HEW80_Nss2,(MCS0)_2TX

5530MHz_TX

09/02/2020

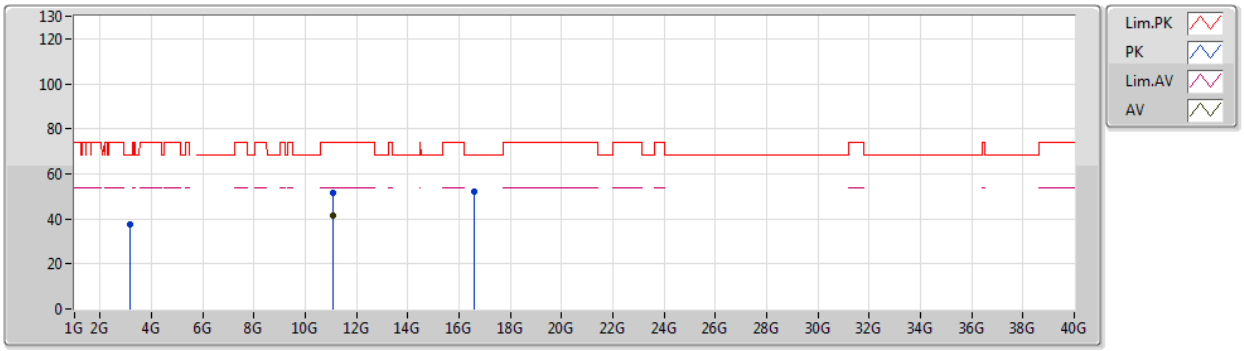

Type	Freq	Level	Limit	Margin	Factor	Dist	Condition	Azimuth	Height	Comment	Raw	AF	CL	PA
	(Hz)	(dBuV/m)	(dBuV/m)	(dB)	(dB)	(m)		(°)	(m)		(dBuV)	(dB)	(dB)	(dB)
AV	11.06966G	41.29	54.00	-12.71	-3.87	3	Vertical	0	2.07	-	45.16	40.12	10.48	54.47
PK	3.14258G	37.74	68.20	-30.46	-17.05	3	Vertical	326	1.00	-	54.79	28.59	5.51	51.15
PK	11.07392G	51.63	74.00	-22.37	-3.88	3	Vertical	0	2.07	-	55.51	40.11	10.48	54.47
PK	16.59906G	52.28	68.20	-15.92	0.27	3	Vertical	66	1.48	-	52.01	38.84	13.72	52.29

802.11ax HEW80_Nss2,(MCS0)_2TX

5530MHz_TX

09/02/2020

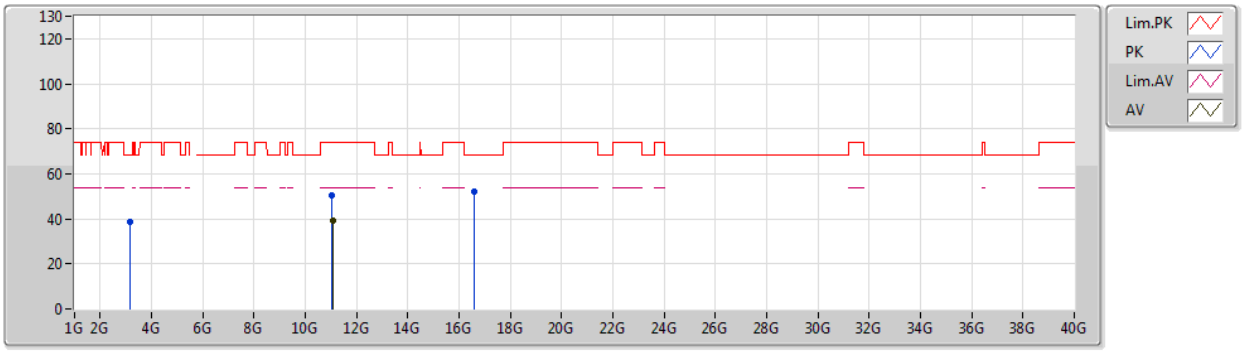

Type	Freq	Level	Limit	Margin	Factor	Dist	Condition	Azimuth	Height	Comment	Raw	AF	CL	PA
	(Hz)	(dBuV/m)	(dBuV/m)	(dB)	(dB)	(m)		(°)	(m)		(dBuV)	(dB)	(dB)	(dB)
AV	11.06864G	39.48	54.00	-14.52	-3.87	3	Horizontal	308	1.99	-	43.35	40.12	10.48	54.47
PK	3.14249G	38.42	68.20	-29.78	-17.05	3	Horizontal	334	1.49	-	55.47	28.59	5.51	51.15
PK	11.05412G	50.53	74.00	-23.47	-3.87	3	Horizontal	308	1.99	-	54.40	40.14	10.47	54.48
PK	16.5834G	52.02	68.20	-16.18	0.23	3	Horizontal	93	1.49	-	51.79	38.79	13.72	52.28

802.11ax HEW80_Nss2,(MCS0)_2TX

5610MHz_TX

09/02/2020

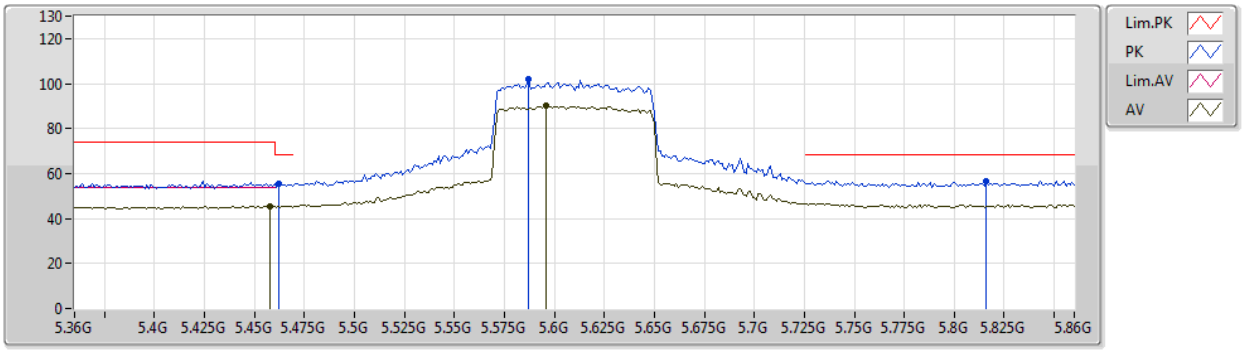

Type	Freq	Level	Limit	Margin	Factor	Dist	Condition	Azimuth	Height	Comment	Raw	AF	CL	PA
	(Hz)	(dBuV/m)	(dBuV/m)	(dB)	(dB)	(m)		(°)	(m)		(dBuV)	(dB)	(dB)	(dB)
AV	5.458G	45.54	54.00	-8.46	5.39	3	Vertical	348	2.67	-	40.15	31.88	7.42	33.91
AV	5.596G	89.97	Inf	-Inf	5.63	3	Vertical	348	2.67	-	84.34	32.03	7.54	33.94
PK	5.462G	55.35	68.20	-12.85	5.40	3	Vertical	348	2.67	-	49.95	31.88	7.43	33.91
PK	5.587G	102.02	Inf	-Inf	5.61	3	Vertical	348	2.67	-	96.41	32.02	7.53	33.94
PK	5.816G	56.80	68.20	-11.40	6.05	3	Vertical	348	2.67	-	50.75	32.34	7.68	33.97

802.11ax HEW80_Nss2,(MCS0)_2TX

5610MHz_TX

09/02/2020

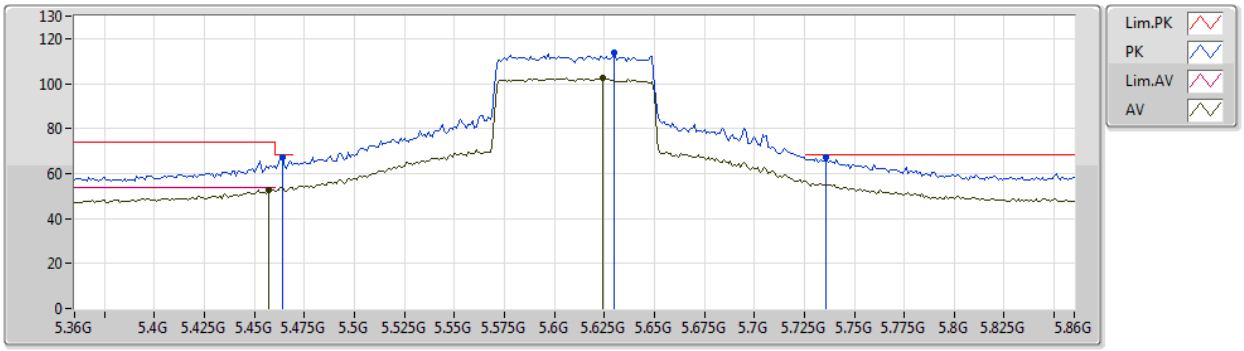

Type	Freq	Level	Limit	Margin	Factor	Dist	Condition	Azimuth	Height	Comment	Raw	AF	CL	PA
	(Hz)	(dBuV/m)	(dBuV/m)	(dB)	(dB)	(m)		(°)	(m)		(dBuV)	(dB)	(dB)	(dB)
AV	5.457G	52.74	54.00	-1.26	5.39	3	Horizontal	15	2.13	-	47.35	31.88	7.42	33.91
AV	5.624G	102.51	Inf	-Inf	5.69	3	Horizontal	15	2.13	-	96.82	32.07	7.56	33.94
PK	5.464G	67.47	68.20	-0.73	5.41	3	Horizontal	15	2.13	-	62.06	31.89	7.43	33.91
PK	5.63G	113.50	Inf	-Inf	5.70	3	Horizontal	15	2.13	-	107.80	32.08	7.56	33.94
PK	5.736G	67.46	68.20	-0.74	5.90	3	Horizontal	15	2.13	-	61.56	32.23	7.63	33.96

802.11ax HEW80_Nss2,(MCS0)_2TX

5610MHz_TX

09/02/2020

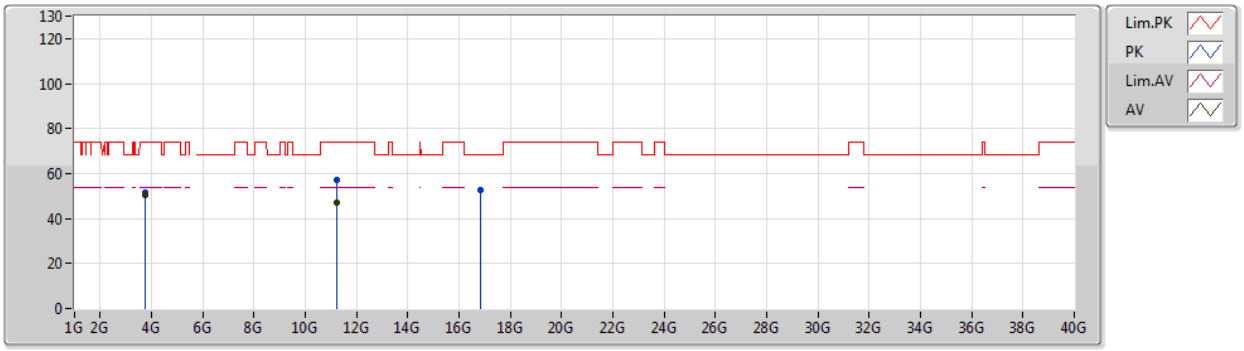

Type	Freq	Level	Limit	Margin	Factor	Dist	Condition	Azimuth	Height	Comment	Raw	AF	CL	PA
	(Hz)	(dBuV/m)	(dBuV/m)	(dB)	(dB)	(m)		(°)	(m)		(dBuV)	(dB)	(dB)	(dB)
AV	3.73999G	50.31	54.00	-3.69	-15.79	3	Vertical	360	2.51	-	66.10	29.23	6.21	51.23
AV	11.2095G	47.16	54.00	-6.84	-3.89	3	Vertical	360	1.88	-	51.05	39.95	10.55	54.39
PK	3.74004G	51.62	74.00	-22.38	-15.79	3	Vertical	360	2.51	-	67.41	29.23	6.21	51.23
PK	11.23464G	56.99	74.00	-17.01	-3.89	3	Vertical	360	1.88	-	60.88	39.92	10.56	54.37
PK	16.84278G	52.61	68.20	-15.59	0.90	3	Vertical	57	1.50	-	51.71	39.54	13.80	52.44

802.11ax HEW80_Nss2,(MCS0)_2TX

5610MHz_TX

09/02/2020

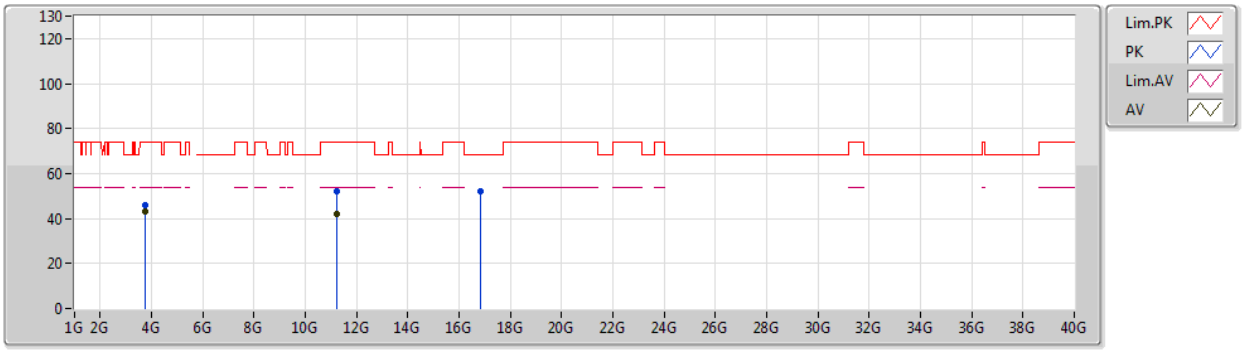

Type	Freq	Level	Limit	Margin	Factor	Dist	Condition	Azimuth	Height	Comment	Raw	AF	CL	PA
	(Hz)	(dBuV/m)	(dBuV/m)	(dB)	(dB)	(m)		(°)	(m)		(dBuV)	(dB)	(dB)	(dB)
AV	3.74002G	43.09	54.00	-10.91	-15.79	3	Horizontal	298	3.00	-	58.88	29.23	6.21	51.23
AV	11.20938G	42.18	54.00	-11.82	-3.90	3	Horizontal	53	1.49	-	46.08	39.95	10.54	54.39
PK	3.74004G	45.87	74.00	-28.13	-15.79	3	Horizontal	298	3.00	-	61.66	29.23	6.21	51.23
PK	11.21094G	52.33	74.00	-21.67	-3.89	3	Horizontal	53	1.49	-	56.22	39.95	10.55	54.39
PK	16.81734G	52.22	68.20	-15.98	0.83	3	Horizontal	307	1.49	-	51.39	39.47	13.79	52.43

802.11ax HEW80_Nss2,(MCS0)_2TX

5690MHz Straddle 5.47-5.725GHz_TX

09/02/2020

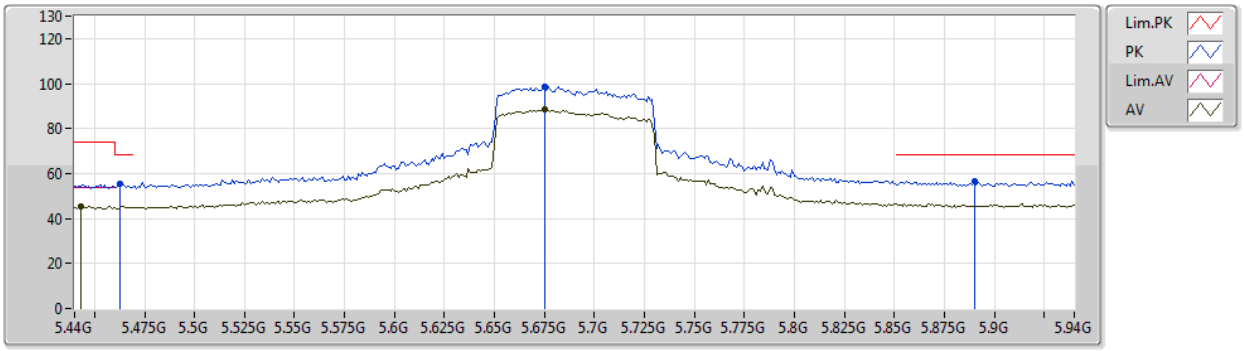

Type	Freq	Level	Limit	Margin	Factor	Dist	Condition	Azimuth	Height	Comment	Raw	AF	CL	PA
	(Hz)	(dBuV/m)	(dBuV/m)	(dB)	(dB)	(m)		(°)	(m)		(dBuV)	(dB)	(dB)	(dB)
AV	5.443G	45.33	54.00	-8.67	5.37	3	Vertical	57	3.00	-	39.96	31.88	7.40	33.91
AV	5.675G	88.29	Inf	-Inf	5.78	3	Vertical	57	3.00	-	82.51	32.14	7.59	33.95
PK	5.463G	55.34	68.20	-12.86	5.41	3	Vertical	57	3.00	-	49.93	31.89	7.43	33.91
PK	5.675G	98.55	Inf	-Inf	5.78	3	Vertical	57	3.00	-	92.77	32.14	7.59	33.95
PK	5.89G	56.54	68.20	-11.66	6.20	3	Vertical	57	3.00	-	50.34	32.45	7.73	33.98

802.11ax HEW80_Nss2,(MCS0)_2TX

5690MHz Straddle 5.47-5.725GHz_TX

09/02/2020

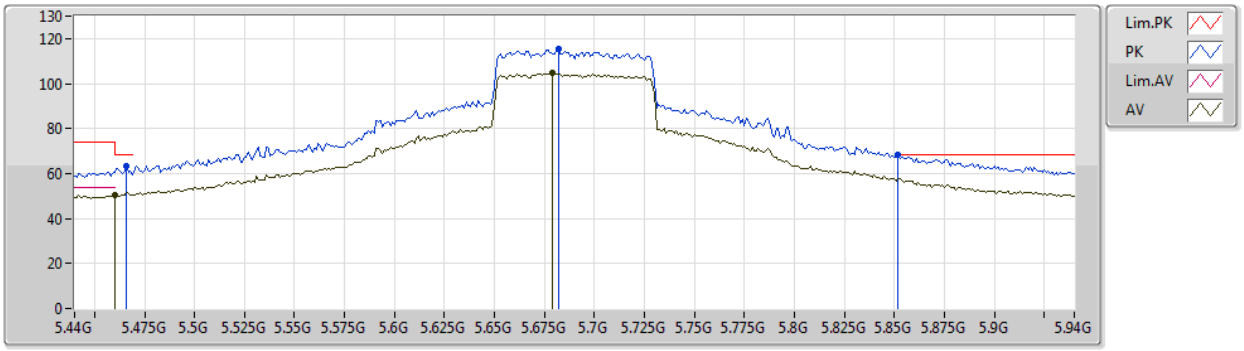

Type	Freq	Level	Limit	Margin	Factor	Dist	Condition	Azimuth	Height	Comment	Raw	AF	CL	PA
	(Hz)	(dBuV/m)	(dBuV/m)	(dB)	(dB)	(m)		(°)	(m)		(dBuV)	(dB)	(dB)	(dB)
AV	5.46G	50.65	54.00	-3.35	5.40	3	Horizontal	15	1.66	-	45.25	31.88	7.43	33.91
AV	5.679G	104.53	Inf	-Inf	5.79	3	Horizontal	15	1.66	-	98.74	32.15	7.59	33.95
PK	5.466G	63.59	68.20	-4.61	5.41	3	Horizontal	15	1.66	-	58.18	31.89	7.43	33.91
PK	5.682G	115.37	Inf	-Inf	5.79	3	Horizontal	15	1.66	-	109.58	32.15	7.59	33.95
PK	5.852G	68.11	68.20	-0.09	6.11	3	Horizontal	15	1.66	-	62.00	32.39	7.70	33.98

802.11ax HEW80_Nss2,(MCS0)_2TX

5690MHz Straddle 5.47-5.725GHz_TX

09/02/2020

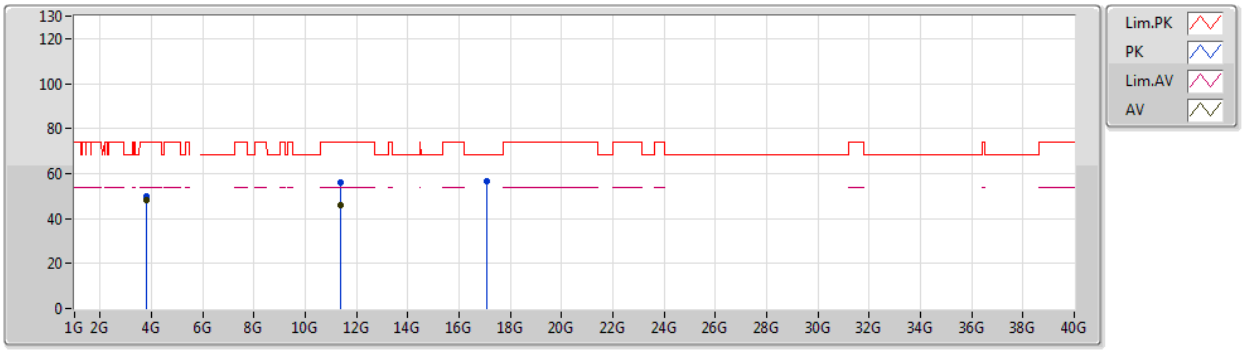

Type	Freq	Level	Limit	Margin	Factor	Dist	Condition	Azimuth	Height	Comment	Raw	AF	CL	PA
	(Hz)	(dBuV/m)	(dBuV/m)	(dB)	(dB)	(m)		(°)	(m)		(dBuV)	(dB)	(dB)	(dB)
AV	3.79332G	48.07	54.00	-5.93	-15.56	3	Vertical	353	1.61	-	63.63	29.33	6.33	51.22
AV	11.39044G	45.74	54.00	-8.26	-3.92	3	Vertical	0	1.75	-	49.66	39.73	10.63	54.28
PK	3.79336G	49.67	74.00	-24.33	-15.56	3	Vertical	353	1.61	-	65.23	29.33	6.33	51.22
PK	11.39476G	56.05	74.00	-17.95	-3.91	3	Vertical	0	1.75	-	59.96	39.73	10.64	54.28
PK	17.06418G	56.55	68.20	-11.65	1.70	3	Vertical	0	1.25	-	54.85	40.42	13.86	52.58

802.11ax HEW80_Nss2,(MCS0)_2TX

5690MHz Straddle 5.47-5.725GHz_TX

09/02/2020

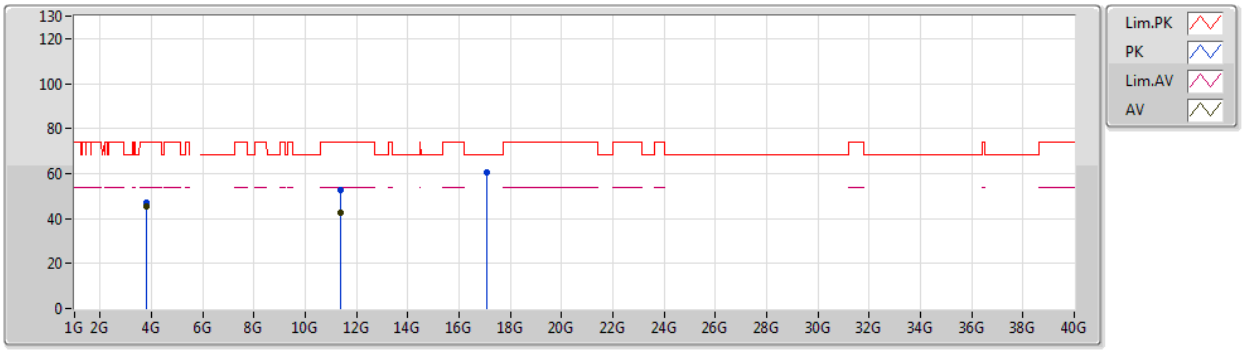

Type	Freq	Level	Limit	Margin	Factor	Dist	Condition	Azimuth	Height	Comment	Raw	AF	CL	PA
	(Hz)	(dBuV/m)	(dBuV/m)	(dB)	(dB)	(m)		(°)	(m)		(dBuV)	(dB)	(dB)	(dB)
AV	3.79332G	45.27	54.00	-8.73	-15.56	3	Horizontal	33	2.85	-	60.83	29.33	6.33	51.22
AV	11.38888G	42.39	54.00	-11.61	-3.92	3	Horizontal	69	1.51	-	46.31	39.73	10.63	54.28
PK	3.79338G	47.34	74.00	-26.66	-15.56	3	Horizontal	33	2.85	-	62.90	29.33	6.33	51.22
PK	11.38948G	52.80	74.00	-21.20	-3.92	3	Horizontal	69	1.51	-	56.72	39.73	10.63	54.28
PK	17.06406G	60.55	68.20	-7.65	1.70	3	Horizontal	34	1.50	-	58.85	40.42	13.86	52.58

802.11ax HEW80_Nss2,(MCS0)_2TX

5775MHz_TX

09/02/2020

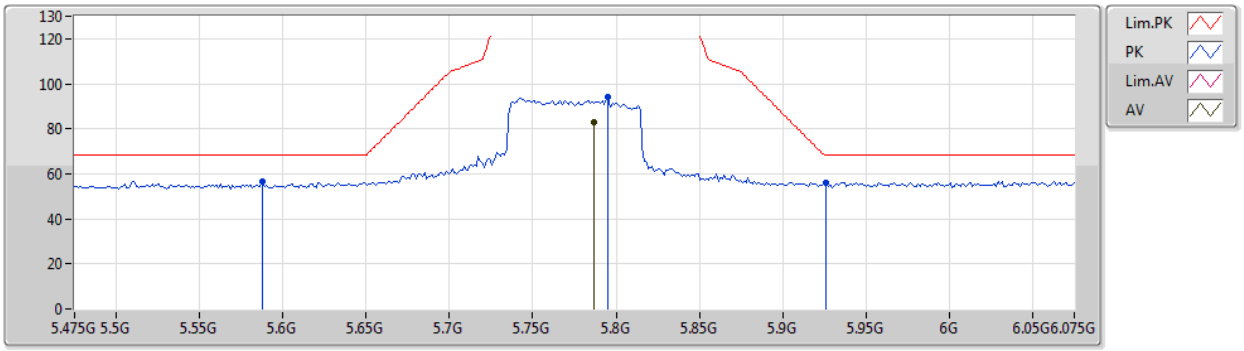

Type	Freq	Level	Limit	Margin	Factor	Dist	Condition	Azimuth	Height	Comment	Raw	AF	CL	PA
	(Hz)	(dBuV/m)	(dBuV/m)	(dB)	(dB)	(m)		(°)	(m)		(dBuV)	(dB)	(dB)	(dB)
AV	5.787G	83.02	Inf	-Inf	5.99	3	Vertical	79	2.91	-	77.03	32.30	7.66	33.97
PK	5.5878G	56.47	68.20	-11.73	5.61	3	Vertical	79	2.91	-	50.86	32.02	7.53	33.94
PK	5.7954G	94.22	Inf	-Inf	6.01	3	Vertical	79	2.91	-	88.21	32.31	7.67	33.97
PK	5.9262G	56.17	68.20	-12.03	6.26	3	Vertical	79	2.91	-	49.91	32.50	7.75	33.99

802.11ax HEW80_Nss2,(MCS0)_2TX

5775MHz_TX

09/02/2020

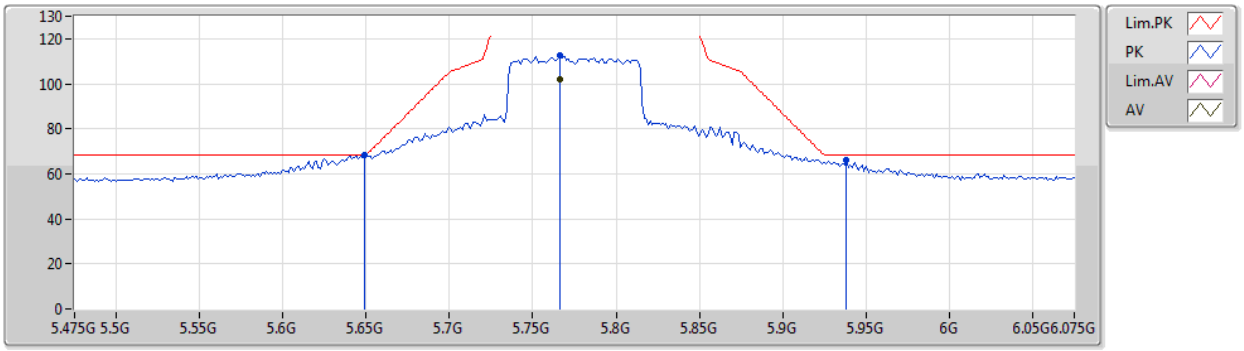

Type	Freq	Level	Limit	Margin	Factor	Dist	Condition	Azimuth	Height	Comment	Raw	AF	CL	PA
	(Hz)	(dBuV/m)	(dBuV/m)	(dB)	(dB)	(m)		(°)	(m)		(dBuV)	(dB)	(dB)	(dB)
AV	5.7666G	101.83	Inf	-Inf	5.96	3	Horizontal	7	1.61	-	95.87	32.27	7.65	33.96
PK	5.649G	68.10	68.20	-0.10	5.74	3	Horizontal	7	1.61	-	62.36	32.11	7.57	33.94
PK	5.7666G	112.88	Inf	-Inf	5.96	3	Horizontal	7	1.61	-	106.92	32.27	7.65	33.96
PK	5.9382G	66.16	68.20	-2.04	6.28	3	Horizontal	7	1.61	-	59.88	32.51	7.76	33.99

802.11ax HEW80_Nss2,(MCS0)_2TX

5775MHz_TX

09/02/2020

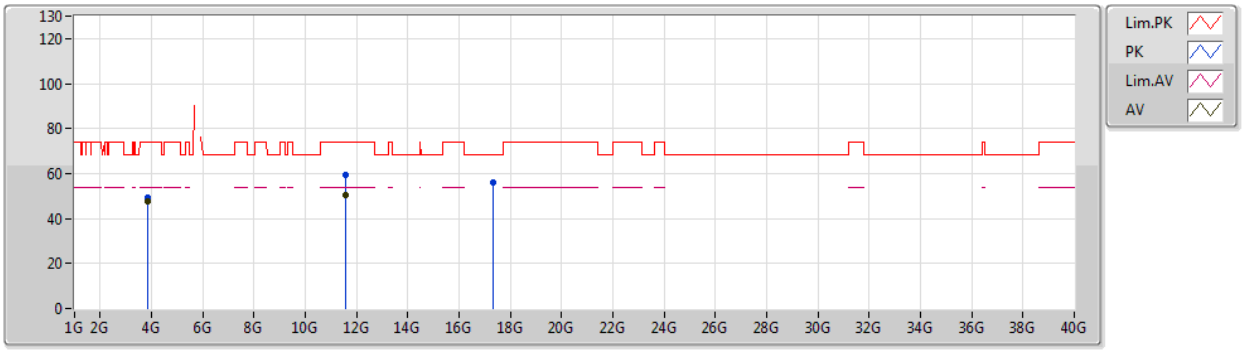

Type	Freq	Level	Limit	Margin	Factor	Dist	Condition	Azimuth	Height	Comment	Raw	AF	CL	PA
	(Hz)	(dBuV/m)	(dBuV/m)	(dB)	(dB)	(m)		(°)	(m)		(dBuV)	(dB)	(dB)	(dB)
AV	3.85002G	47.46	54.00	-6.54	-15.33	3	Vertical	332	1.28	-	62.79	29.43	6.46	51.22
AV	11.5605G	50.48	54.00	-3.52	-3.90	3	Vertical	337	2.62	-	54.38	39.53	10.72	54.15
PK	3.84998G	49.36	74.00	-24.64	-15.33	3	Vertical	332	1.28	-	64.69	29.43	6.46	51.22
PK	11.56488G	59.31	74.00	-14.69	-3.91	3	Vertical	337	2.62	-	63.22	39.52	10.72	54.15
PK	17.33952G	56.19	68.20	-12.01	3.41	3	Vertical	5	1.49	-	52.78	42.24	13.93	52.76

802.11ax HEW80_Nss2,(MCS0)_2TX

5775MHz_TX

09/02/2020

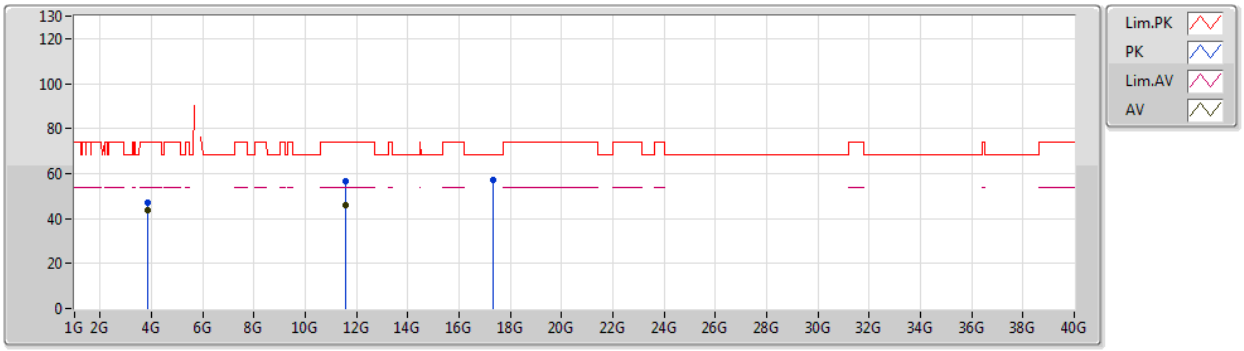

Type	Freq	Level	Limit	Margin	Factor	Dist	Condition	Azimuth	Height	Comment	Raw	AF	CL	PA
	(Hz)	(dBuV/m)	(dBuV/m)	(dB)	(dB)	(m)		(°)	(m)		(dBuV)	(dB)	(dB)	(dB)
AV	3.84997G	43.87	54.00	-10.13	-15.33	3	Horizontal	0	1.00	-	59.20	29.43	6.46	51.22
AV	11.55924G	46.22	54.00	-7.78	-3.91	3	Horizontal	71	1.49	-	50.13	39.53	10.72	54.16
PK	3.84988G	46.97	74.00	-27.03	-15.33	3	Horizontal	0	1.00	-	62.30	29.43	6.46	51.22
PK	11.56428G	56.49	74.00	-17.51	-3.91	3	Horizontal	71	1.49	-	60.40	39.52	10.72	54.15
PK	17.33148G	57.07	68.20	-11.13	3.37	3	Horizontal	24	1.32	-	53.70	42.19	13.93	52.75

Summary

Mode	Result	Type	Freq (Hz)	Level (dBuV/m)	Limit (dBuV/m)	Margin (dB)	Dist (m)	Condition	Azimuth (°)	Height (m)	Comments
5.725-5.85GHz	-	-	-	-	-	-	-	-	-	-	-
802.11ax HEW80_Nss1,(MCS0)_1TX	Pass	QP	875.84M	42.75	46.00	-3.25	3	Vertical	360	1.00	-

Result

Mode	Result	Type	Freq (Hz)	Level (dBuV/m)	Limit (dBuV/m)	Margin (dB)	Dist (m)	Condition	Azimuth (°)	Height (m)	Comments
802.11ax HEW80_Nss1,(MCS0)_1TX	-	-	-	-	-	-	-	-	-	-	-
5775MHz	Pass	PK	59.1M	36.48	40.00	-3.52	3	Vertical	360	1.00	-
5775MHz	Pass	PK	154.16M	30.14	43.50	-13.36	3	Vertical	360	1.00	-
5775MHz	Pass	PK	499.48M	35.89	46.00	-10.11	3	Vertical	360	1.00	-
5775MHz	Pass	PK	625.58M	35.37	46.00	-10.63	3	Vertical	360	1.00	-
5775MHz	Pass	QP	39.7M	36.35	40.00	-3.65	3	Vertical	360	1.00	-
5775MHz	Pass	QP	875.84M	42.75	46.00	-3.25	3	Vertical	360	1.00	-
5775MHz	Pass	PK	101.78M	29.33	43.50	-14.17	3	Horizontal	0	1.00	-
5775MHz	Pass	PK	260.86M	26.07	46.00	-19.93	3	Horizontal	0	1.00	-
5775MHz	Pass	PK	499.48M	38.64	46.00	-7.36	3	Horizontal	0	1.00	-
5775MHz	Pass	PK	625.58M	34.87	46.00	-11.13	3	Horizontal	0	1.00	-
5775MHz	Pass	PK	875.84M	40.70	46.00	-5.30	3	Horizontal	0	1.00	-
5775MHz	Pass	QP	39.7M	36.62	40.00	-3.38	3	Horizontal	0	1.00	-

802.11ax HEW80_Nss1,(MCS0)_1TX

5775MHz_PoE

17/02/2020

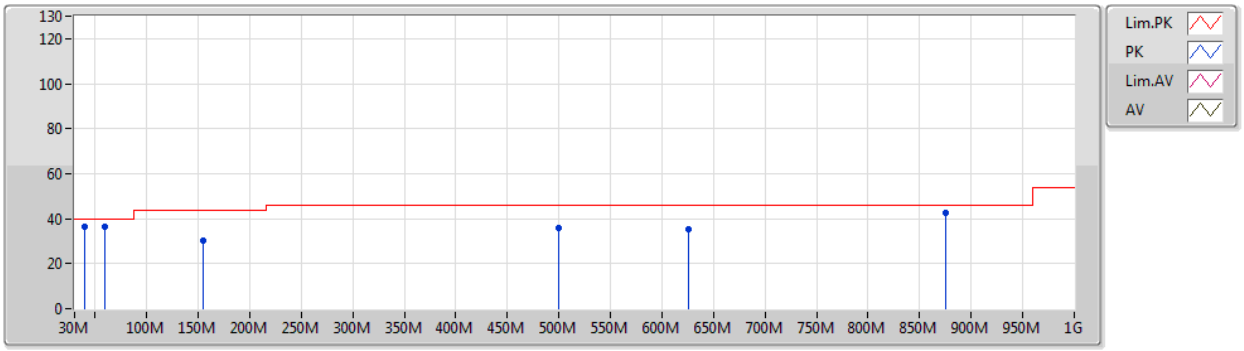

Type	Freq	Level	Limit	Margin	Factor	Dist	Condition	Azimuth	Height	Comment	Raw	AF	CL	PA
	(Hz)	(dBuV/m)	(dBuV/m)	(dB)	(dB)	(m)		(°)	(m)		(dBuV)	(dB)	(dB)	(dB)
PK	59.1M	36.48	40.00	-3.52	-15.33	3	Vertical	360	1.00	-	51.81	11.44	0.93	27.70
PK	154.16M	30.14	43.50	-13.36	-10.36	3	Vertical	360	1.00	-	40.50	15.37	1.88	27.61
PK	499.48M	35.89	46.00	-10.11	-2.39	3	Vertical	360	1.00	-	38.28	22.71	3.31	28.41
PK	625.58M	35.37	46.00	-10.63	-0.67	3	Vertical	360	1.00	-	36.04	24.12	3.74	28.53
QP	39.7M	36.35	40.00	-3.65	-9.60	3	Vertical	360	1.00	-	45.95	17.44	0.64	27.68
QP	875.84M	42.75	46.00	-3.25	1.79	3	Vertical	360	1.00	-	40.96	25.36	4.30	27.87

802.11ax HEW80_Nss1,(MCS0)_1TX

5775MHz_PoE

17/02/2020

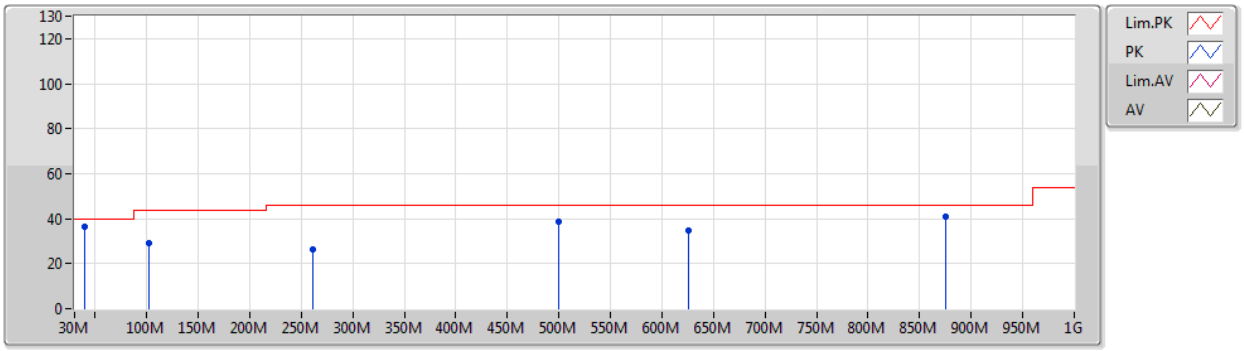

Type	Freq	Level	Limit	Margin	Factor	Dist	Condition	Azimuth	Height	Comment	Raw	AF	CL	PA
	(Hz)	(dBuV/m)	(dBuV/m)	(dB)	(dB)	(m)		(°)	(m)		(dBuV)	(dB)	(dB)	(dB)
PK	101.78M	29.33	43.50	-14.17	-10.13	3	Horizontal	0	1.00	-	39.46	16.14	1.49	27.76
PK	260.86M	26.07	46.00	-19.93	-5.78	3	Horizontal	0	1.00	-	31.85	18.64	2.76	27.18
PK	499.48M	38.64	46.00	-7.36	-2.39	3	Horizontal	0	1.00	-	41.03	22.71	3.31	28.41
PK	625.58M	34.87	46.00	-11.13	-0.67	3	Horizontal	0	1.00	-	35.54	24.12	3.74	28.53
PK	875.84M	40.70	46.00	-5.30	1.79	3	Horizontal	0	1.00	-	38.91	25.36	4.30	27.87
QP	39.7M	36.62	40.00	-3.38	-9.60	3	Horizontal	0	1.00	-	46.22	17.44	0.64	27.68

Summary

Mode	Result	Type	Freq (Hz)	Level (dBuV/m)	Limit (dBuV/m)	Margin (dB)	Dist (m)	Condition	Azimuth (°)	Height (m)	Comments
5.15-5.25GHz	-	-	-	-	-	-	-	-	-	-	-
802.11a_Nss1,(6Mbps)_1TX	Pass	AV	5.1496G	53.52	54.00	-0.48	3	Horizontal	11	2.08	-
802.11ax HEW20_Nss1,(MCS0)_1TX	Pass	AV	5.15G	53.70	54.00	-0.30	3	Horizontal	12	1.73	-
802.11ax HEW40_Nss1,(MCS0)_1TX	Pass	AV	5.15G	53.66	54.00	-0.34	3	Horizontal	18	1.34	-
802.11ax HEW80_Nss1,(MCS0)_1TX	Pass	AV	5.148G	53.29	54.00	-0.71	3	Horizontal	15	0.99	-
5.25-5.35GHz	-	-	-	-	-	-	-	-	-	-	-
802.11a_Nss1,(6Mbps)_1TX	Pass	AV	5.35G	53.86	54.00	-0.14	3	Horizontal	16	1.48	-
802.11ax HEW20_Nss1,(MCS0)_1TX	Pass	PK	5.3518G	73.87	74.00	-0.13	3	Horizontal	13	1.02	-
802.11ax HEW40_Nss1,(MCS0)_1TX	Pass	PK	5.352G	73.65	74.00	-0.35	3	Horizontal	9	2.04	-
802.11ax HEW80_Nss1,(MCS0)_1TX	Pass	PK	5.354G	73.40	74.00	-0.60	3	Horizontal	17	1.31	-
5.47-5.725GHz	-	-	-	-	-	-	-	-	-	-	-
802.11a_Nss1,(6Mbps)_1TX	Pass	PK	17.15964G	68.07	68.20	-0.13	3	Horizontal	56	1.57	-
802.11ax HEW20_Nss1,(MCS0)_1TX	Pass	PK	5.7252G	67.82	68.20	-0.38	3	Horizontal	347	1.01	-
802.11ax HEW40_Nss1,(MCS0)_1TX	Pass	PK	5.73G	68.08	68.20	-0.12	3	Horizontal	0	1.09	-
802.11ax HEW80_Nss1,(MCS0)_1TX	Pass	PK	5.726G	68.04	68.20	-0.16	3	Horizontal	0	2.18	-
5.725-5.85GHz	-	-	-	-	-	-	-	-	-	-	-
802.11a_Nss1,(6Mbps)_1TX	Pass	PK	17.47908G	68.07	68.20	-0.13	3	Vertical	55	1.57	-
802.11ax HEW20_Nss1,(MCS0)_1TX	Pass	PK	17.35566G	68.12	68.20	-0.08	3	Vertical	55	2.30	-
802.11ax HEW40_Nss1,(MCS0)_1TX	Pass	PK	5.647G	67.54	68.20	-0.66	3	Horizontal	360	1.15	-
802.11ax HEW80_Nss1,(MCS0)_1TX	Pass	PK	5.649G	67.70	68.20	-0.50	3	Horizontal	360	2.15	-

Result

Mode	Result	Type	Freq (Hz)	Level (dBuV/m)	Limit (dBuV/m)	Margin (dB)	Dist (m)	Condition	Azimuth (°)	Height (m)	Comments
802.11a_Nss1,(6Mbps)_1TX	-	-	-	-	-	-	-	-	-	-	-
5180MHz	Pass	AV	5.15G	44.53	54.00	-9.47	3	Vertical	19	2.63	-
5180MHz	Pass	AV	5.1842G	91.17	Inf	-Inf	3	Vertical	19	2.63	-
5180MHz	Pass	PK	5.1492G	58.90	74.00	-15.10	3	Vertical	19	2.63	-
5180MHz	Pass	PK	5.1816G	101.34	Inf	-Inf	3	Vertical	19	2.63	-
5180MHz	Pass	AV	5.1494G	53.28	54.00	-0.72	3	Horizontal	13	2.02	-
5180MHz	Pass	AV	5.1842G	104.97	Inf	-Inf	3	Horizontal	13	2.02	-
5180MHz	Pass	PK	5.15G	71.36	74.00	-2.64	3	Horizontal	13	2.02	-
5180MHz	Pass	PK	5.1826G	115.10	Inf	-Inf	3	Horizontal	13	2.02	-
5180MHz	Pass	AV	15.546G	38.84	54.00	-15.16	3	Vertical	0	1.50	-
5180MHz	Pass	PK	10.36402G	50.43	68.20	-17.77	3	Vertical	59	2.64	-
5180MHz	Pass	PK	15.53796G	51.91	74.00	-22.09	3	Vertical	0	1.50	-
5180MHz	Pass	AV	15.53532G	38.97	54.00	-15.03	3	Horizontal	180	1.50	-
5180MHz	Pass	PK	10.36582G	50.60	68.20	-17.60	3	Horizontal	0	1.86	-
5180MHz	Pass	PK	15.52644G	52.03	74.00	-21.97	3	Horizontal	180	1.50	-
5200MHz	Pass	AV	5.15G	44.23	54.00	-9.77	3	Vertical	18	2.60	-
5200MHz	Pass	AV	5.2028G	94.58	Inf	-Inf	3	Vertical	18	2.60	-
5200MHz	Pass	PK	5.1404G	56.49	74.00	-17.51	3	Vertical	18	2.60	-
5200MHz	Pass	PK	5.2016G	104.57	Inf	-Inf	3	Vertical	18	2.60	-
5200MHz	Pass	AV	5.1496G	53.52	54.00	-0.48	3	Horizontal	11	2.08	-
5200MHz	Pass	AV	5.204G	108.37	Inf	-Inf	3	Horizontal	11	2.08	-
5200MHz	Pass	PK	5.148G	69.89	74.00	-4.11	3	Horizontal	11	2.08	-
5200MHz	Pass	PK	5.2028G	118.35	Inf	-Inf	3	Horizontal	11	2.08	-
5200MHz	Pass	AV	15.60084G	42.00	54.00	-12.00	3	Vertical	353	1.49	-
5200MHz	Pass	PK	10.39424G	51.75	68.20	-16.45	3	Vertical	360	2.86	-
5200MHz	Pass	PK	15.60318G	56.24	74.00	-17.76	3	Vertical	353	1.49	-
5200MHz	Pass	AV	15.60156G	43.87	54.00	-10.13	3	Horizontal	44	1.79	-
5200MHz	Pass	PK	10.40042G	51.51	68.20	-16.69	3	Horizontal	340	1.00	-
5200MHz	Pass	PK	15.59352G	57.56	74.00	-16.44	3	Horizontal	44	1.79	-
5240MHz	Pass	AV	5.1482G	43.70	54.00	-10.30	3	Vertical	17	2.71	-
5240MHz	Pass	AV	5.2424G	96.33	Inf	-Inf	3	Vertical	17	2.71	-
5240MHz	Pass	AV	5.354G	43.72	54.00	-10.28	3	Vertical	17	2.71	-
5240MHz	Pass	PK	5.108G	56.32	74.00	-17.68	3	Vertical	17	2.71	-
5240MHz	Pass	PK	5.2424G	106.15	Inf	-Inf	3	Vertical	17	2.71	-
5240MHz	Pass	PK	5.3594G	56.30	74.00	-17.70	3	Vertical	17	2.71	-
5240MHz	Pass	AV	5.144G	48.05	54.00	-5.95	3	Horizontal	16	1.73	-
5240MHz	Pass	AV	5.2424G	108.46	Inf	-Inf	3	Horizontal	16	1.73	-
5240MHz	Pass	AV	5.35G	46.10	54.00	-7.90	3	Horizontal	16	1.73	-
5240MHz	Pass	PK	5.147G	60.31	74.00	-13.69	3	Horizontal	16	1.73	-
5240MHz	Pass	PK	5.2454G	117.99	Inf	-Inf	3	Horizontal	16	1.73	-
5240MHz	Pass	PK	5.3618G	58.60	74.00	-15.40	3	Horizontal	16	1.73	-
5240MHz	Pass	AV	15.7152G	41.16	54.00	-12.84	3	Vertical	337	1.49	-
5240MHz	Pass	PK	10.47604G	52.76	68.20	-15.44	3	Vertical	319	3.00	-
5240MHz	Pass	PK	15.71958G	54.58	74.00	-19.42	3	Vertical	337	1.49	-
5240MHz	Pass	AV	15.71754G	41.51	54.00	-12.49	3	Horizontal	52	1.49	-
5240MHz	Pass	PK	10.48144G	52.41	68.20	-15.79	3	Horizontal	335	1.26	-
5240MHz	Pass	PK	15.71346G	54.74	74.00	-19.26	3	Horizontal	52	1.49	-
5260MHz	Pass	AV	5.1298G	43.62	54.00	-10.38	3	Vertical	14	3.00	-

Remark :

Level (dBuV/m) = Raw(Read Level) + AF(Antenna Factor) + CL(Cable Loss) - PA(Preamp Factor)

Mode	Result	Type	Freq (Hz)	Level (dBuV/m)	Limit (dBuV/m)	Margin (dB)	Dist (m)	Condition	Azimuth (°)	Height (m)	Comments
5260MHz	Pass	AV	5.263G	97.76	Inf	-Inf	3	Vertical	14	3.00	-
5260MHz	Pass	AV	5.3572G	43.91	54.00	-10.09	3	Vertical	14	3.00	-
5260MHz	Pass	PK	5.119G	55.94	74.00	-18.06	3	Vertical	14	3.00	-
5260MHz	Pass	PK	5.2618G	107.76	Inf	-Inf	3	Vertical	14	3.00	-
5260MHz	Pass	PK	5.3974G	56.20	74.00	-17.80	3	Vertical	14	3.00	-
5260MHz	Pass	AV	5.1484G	46.28	54.00	-7.72	3	Horizontal	13	1.88	-
5260MHz	Pass	AV	5.2624G	108.57	Inf	-Inf	3	Horizontal	13	1.88	-
5260MHz	Pass	AV	5.3548G	49.07	54.00	-4.93	3	Horizontal	13	1.88	-
5260MHz	Pass	PK	5.1484G	58.92	74.00	-15.08	3	Horizontal	13	1.88	-
5260MHz	Pass	PK	5.2618G	118.54	Inf	-Inf	3	Horizontal	13	1.88	-
5260MHz	Pass	PK	5.3524G	61.15	74.00	-12.85	3	Horizontal	13	1.88	-
5260MHz	Pass	AV	15.7815G	41.70	54.00	-12.30	3	Vertical	333	1.65	-
5260MHz	Pass	PK	10.51454G	51.92	68.20	-16.28	3	Vertical	319	3.00	-
5260MHz	Pass	PK	15.77952G	55.39	74.00	-18.61	3	Vertical	333	1.65	-
5260MHz	Pass	AV	15.7815G	42.05	54.00	-11.95	3	Horizontal	313	1.35	-
5260MHz	Pass	PK	10.51814G	52.04	68.20	-16.16	3	Horizontal	334	1.24	-
5260MHz	Pass	PK	15.7797G	56.67	74.00	-17.33	3	Horizontal	313	1.35	-
5300MHz	Pass	AV	5.3024G	91.37	Inf	-Inf	3	Vertical	34	2.94	-
5300MHz	Pass	AV	5.35G	44.19	54.00	-9.81	3	Vertical	34	2.94	-
5300MHz	Pass	PK	5.3016G	101.36	Inf	-Inf	3	Vertical	34	2.94	-
5300MHz	Pass	PK	5.3508G	56.91	74.00	-17.09	3	Vertical	34	2.94	-
5300MHz	Pass	AV	5.298G	107.73	Inf	-Inf	3	Horizontal	16	1.48	-
5300MHz	Pass	AV	5.35G	53.86	54.00	-0.14	3	Horizontal	16	1.48	-
5300MHz	Pass	PK	5.3016G	117.52	Inf	-Inf	3	Horizontal	16	1.48	-
5300MHz	Pass	PK	5.3504G	70.95	74.00	-3.05	3	Horizontal	16	1.48	-
5300MHz	Pass	AV	10.603G	36.61	54.00	-17.39	3	Vertical	320	1.41	-
5300MHz	Pass	AV	15.90024G	39.97	54.00	-14.03	3	Vertical	343	1.49	-
5300MHz	Pass	PK	10.59016G	50.14	68.20	-18.06	3	Vertical	320	1.41	-
5300MHz	Pass	PK	15.91242G	53.46	74.00	-20.54	3	Vertical	343	1.49	-
5300MHz	Pass	AV	10.6015G	36.77	54.00	-17.23	3	Horizontal	0	1.49	-
5300MHz	Pass	AV	15.90138G	40.98	54.00	-13.02	3	Horizontal	314	1.48	-
5300MHz	Pass	PK	10.58806G	50.25	68.20	-17.95	3	Horizontal	0	1.49	-
5300MHz	Pass	PK	15.89958G	54.29	74.00	-19.71	3	Horizontal	314	1.48	-
5320MHz	Pass	AV	5.3242G	92.02	Inf	-Inf	3	Vertical	60	2.79	-
5320MHz	Pass	AV	5.35G	45.44	54.00	-8.56	3	Vertical	60	2.79	-
5320MHz	Pass	PK	5.3224G	102.17	Inf	-Inf	3	Vertical	60	2.79	-
5320MHz	Pass	PK	5.3514G	60.68	74.00	-13.32	3	Vertical	60	2.79	-
5320MHz	Pass	AV	5.3154G	104.34	Inf	-Inf	3	Horizontal	15	1.49	-
5320MHz	Pass	AV	5.35G	53.13	54.00	-0.87	3	Horizontal	15	1.49	-
5320MHz	Pass	PK	5.3216G	114.56	Inf	-Inf	3	Horizontal	15	1.49	-
5320MHz	Pass	PK	5.354G	70.85	74.00	-3.15	3	Horizontal	15	1.49	-
5320MHz	Pass	AV	10.64348G	36.53	54.00	-17.47	3	Vertical	249	1.49	-
5320MHz	Pass	AV	15.95142G	37.37	54.00	-16.63	3	Vertical	82	1.53	-
5320MHz	Pass	PK	10.65212G	49.38	74.00	-24.62	3	Vertical	249	1.49	-
5320MHz	Pass	PK	15.96726G	50.95	74.00	-23.05	3	Vertical	82	1.53	-
5320MHz	Pass	AV	10.64018G	36.65	54.00	-17.35	3	Horizontal	56	1.02	-
5320MHz	Pass	AV	15.9486G	36.97	54.00	-17.03	3	Horizontal	314	1.49	-
5320MHz	Pass	PK	10.6355G	51.03	74.00	-22.97	3	Horizontal	56	1.02	-
5320MHz	Pass	PK	15.9618G	50.98	74.00	-23.02	3	Horizontal	314	1.49	-

Remark :

Level (dBuV/m) = Raw(Read Level) + AF(Antenna Factor) + CL(Cable Loss) - PA(Preamp Factor)

Mode	Result	Type	Freq (Hz)	Level (dBuV/m)	Limit (dBuV/m)	Margin (dB)	Dist (m)	Condition	Azimuth (°)	Height (m)	Comments
5500MHz	Pass	AV	5.4144G	43.57	54.00	-10.43	3	Vertical	13	2.72	-
5500MHz	Pass	AV	5.504G	87.98	Inf	-Inf	3	Vertical	13	2.72	-
5500MHz	Pass	PK	5.4608G	55.53	68.20	-12.67	3	Vertical	13	2.72	-
5500MHz	Pass	PK	5.5024G	98.08	Inf	-Inf	3	Vertical	13	2.72	-
5500MHz	Pass	AV	5.46G	45.59	54.00	-8.41	3	Horizontal	349	1.01	-
5500MHz	Pass	AV	5.504G	102.63	Inf	-Inf	3	Horizontal	349	1.01	-
5500MHz	Pass	PK	5.4696G	67.99	68.20	-0.21	3	Horizontal	349	1.01	-
5500MHz	Pass	PK	5.5016G	112.72	Inf	-Inf	3	Horizontal	349	1.01	-
5500MHz	Pass	AV	11.01422G	36.82	54.00	-17.18	3	Vertical	265	1.93	-
5500MHz	Pass	PK	10.99904G	50.12	74.00	-23.88	3	Vertical	265	1.93	-
5500MHz	Pass	PK	16.49334G	52.55	68.20	-15.65	3	Vertical	53	1.89	-
5500MHz	Pass	AV	10.9937G	36.95	54.00	-17.05	3	Horizontal	304	1.99	-
5500MHz	Pass	PK	10.99664G	49.83	74.00	-24.17	3	Horizontal	304	1.99	-
5500MHz	Pass	PK	16.48554G	51.50	68.20	-16.70	3	Horizontal	354	1.73	-
5580MHz	Pass	AV	5.4402G	43.54	54.00	-10.46	3	Vertical	74	2.71	-
5580MHz	Pass	AV	5.5782G	92.86	Inf	-Inf	3	Vertical	74	2.71	-
5580MHz	Pass	PK	5.4678G	55.17	68.20	-13.03	3	Vertical	74	2.71	-
5580MHz	Pass	PK	5.5824G	102.76	Inf	-Inf	3	Vertical	74	2.71	-
5580MHz	Pass	PK	5.7264G	55.17	68.20	-13.03	3	Vertical	74	2.71	-
5580MHz	Pass	AV	5.4552G	46.58	54.00	-7.42	3	Horizontal	4	2.07	-
5580MHz	Pass	AV	5.5782G	109.16	Inf	-Inf	3	Horizontal	4	2.07	-
5580MHz	Pass	PK	5.4606G	58.65	68.20	-9.55	3	Horizontal	4	2.07	-
5580MHz	Pass	PK	5.5752G	119.20	Inf	-Inf	3	Horizontal	4	2.07	-
5580MHz	Pass	PK	5.7258G	57.92	68.20	-10.28	3	Horizontal	4	2.07	-
5580MHz	Pass	AV	11.16156G	39.37	54.00	-14.63	3	Vertical	352	1.05	-
5580MHz	Pass	PK	11.1618G	52.78	74.00	-21.22	3	Vertical	352	1.05	-
5580MHz	Pass	PK	16.73976G	62.61	68.20	-5.59	3	Vertical	30	1.41	-
5580MHz	Pass	AV	11.15862G	39.58	54.00	-14.42	3	Horizontal	318	1.28	-
5580MHz	Pass	PK	11.16222G	52.36	74.00	-21.64	3	Horizontal	318	1.28	-
5580MHz	Pass	PK	16.73994G	60.29	68.20	-7.91	3	Horizontal	67	1.49	-
5700MHz	Pass	AV	5.6952G	89.85	Inf	-Inf	3	Vertical	17	2.86	-
5700MHz	Pass	PK	5.7018G	99.80	Inf	-Inf	3	Vertical	17	2.86	-
5700MHz	Pass	PK	5.7282G	57.30	68.20	-10.90	3	Vertical	17	2.86	-
5700MHz	Pass	PK	5.7024G	112.42	Inf	-Inf	3	Horizontal	349	1.15	-
5700MHz	Pass	AV	5.703G	101.86	Inf	-Inf	3	Horizontal	349	1.15	-
5700MHz	Pass	PK	5.7252G	67.91	68.20	-0.29	3	Horizontal	349	1.15	-
5700MHz	Pass	AV	11.3952G	36.46	54.00	-17.54	3	Vertical	360	1.49	-
5700MHz	Pass	PK	11.40804G	49.55	74.00	-24.45	3	Vertical	360	1.49	-
5700MHz	Pass	PK	17.11164G	53.15	68.20	-15.05	3	Vertical	276	1.69	-
5700MHz	Pass	AV	11.39982G	36.85	54.00	-17.15	3	Horizontal	332	1.23	-
5700MHz	Pass	PK	11.39772G	50.09	74.00	-23.91	3	Horizontal	332	1.23	-
5700MHz	Pass	PK	17.09958G	53.24	68.20	-14.96	3	Horizontal	57	1.49	-
5720MHz Straddle 5.47-5.725GHz	Pass	AV	5.426G	43.50	54.00	-10.50	3	Vertical	17	3.00	-
5720MHz Straddle 5.47-5.725GHz	Pass	AV	5.7224G	97.26	Inf	-Inf	3	Vertical	17	3.00	-
5720MHz Straddle 5.47-5.725GHz	Pass	PK	5.4608G	54.93	68.20	-13.27	3	Vertical	17	3.00	-
5720MHz Straddle 5.47-5.725GHz	Pass	PK	5.7224G	107.17	Inf	-Inf	3	Vertical	17	3.00	-
5720MHz Straddle 5.47-5.725GHz	Pass	PK	5.8856G	56.56	68.20	-11.64	3	Vertical	17	3.00	-
5720MHz Straddle 5.47-5.725GHz	Pass	AV	5.4548G	45.23	54.00	-8.77	3	Horizontal	358	2.08	-
5720MHz Straddle 5.47-5.725GHz	Pass	AV	5.7224G	109.05	Inf	-Inf	3	Horizontal	358	2.08	-

Remark :

Level (dBuV/m) = Raw(Read Level) + AF(Antenna Factor) + CL(Cable Loss) - PA(Preamp Factor)

Mode	Result	Type	Freq (Hz)	Level (dBuV/m)	Limit (dBuV/m)	Margin (dB)	Dist (m)	Condition	Azimuth (°)	Height (m)	Comments
5720MHz Straddle 5.47-5.725GHz	Pass	PK	5.4692G	56.88	68.20	-11.32	3	Horizontal	358	2.08	-
5720MHz Straddle 5.47-5.725GHz	Pass	PK	5.7248G	118.97	Inf	-Inf	3	Horizontal	358	2.08	-
5720MHz Straddle 5.47-5.725GHz	Pass	PK	5.9G	59.00	68.20	-9.20	3	Horizontal	358	2.08	-
5720MHz Straddle 5.47-5.725GHz	Pass	AV	11.4406G	39.74	54.00	-14.26	3	Vertical	12	1.41	-
5720MHz Straddle 5.47-5.725GHz	Pass	PK	11.43946G	53.13	74.00	-20.87	3	Vertical	12	1.41	-
5720MHz Straddle 5.47-5.725GHz	Pass	PK	17.15958G	66.81	68.20	-1.39	3	Vertical	34	1.49	-
5720MHz Straddle 5.47-5.725GHz	Pass	AV	11.44276G	38.87	54.00	-15.13	3	Horizontal	262	1.50	-
5720MHz Straddle 5.47-5.725GHz	Pass	PK	11.44666G	52.09	74.00	-21.91	3	Horizontal	262	1.50	-
5720MHz Straddle 5.47-5.725GHz	Pass	PK	17.15964G	68.07	68.20	-0.13	3	Horizontal	56	1.57	-
5745MHz	Pass	AV	5.4534G	43.41	54.00	-10.59	3	Vertical	18	2.95	-
5745MHz	Pass	AV	5.7474G	95.09	Inf	-Inf	3	Vertical	18	2.95	-
5745MHz	Pass	PK	5.541G	56.58	68.20	-11.62	3	Vertical	18	2.95	-
5745MHz	Pass	PK	5.7462G	104.84	Inf	-Inf	3	Vertical	18	2.95	-
5745MHz	Pass	PK	5.937G	56.09	68.20	-12.11	3	Vertical	18	2.95	-
5745MHz	Pass	AV	5.4534G	45.20	54.00	-8.80	3	Horizontal	356	2.34	-
5745MHz	Pass	AV	5.7438G	108.18	Inf	-Inf	3	Horizontal	356	2.34	-
5745MHz	Pass	PK	5.649G	61.67	68.20	-6.53	3	Horizontal	356	2.34	-
5745MHz	Pass	PK	5.7402G	118.17	Inf	-Inf	3	Horizontal	356	2.34	-
5745MHz	Pass	PK	5.9682G	58.18	68.20	-10.02	3	Horizontal	356	2.34	-
5745MHz	Pass	AV	11.4906G	40.17	54.00	-13.83	3	Vertical	10	1.50	-
5745MHz	Pass	PK	11.48748G	53.29	74.00	-20.71	3	Vertical	10	1.50	-
5745MHz	Pass	PK	17.2347G	68.06	68.20	-0.14	3	Vertical	264	1.44	-
5745MHz	Pass	AV	11.4906G	39.91	54.00	-14.09	3	Horizontal	261	1.47	-
5745MHz	Pass	PK	11.48748G	53.42	74.00	-20.58	3	Horizontal	261	1.47	-
5745MHz	Pass	PK	17.23488G	66.62	68.20	-1.58	3	Horizontal	301	1.49	-
5785MHz	Pass	AV	5.7874G	95.32	Inf	-Inf	3	Vertical	19	2.77	-
5785MHz	Pass	PK	5.623G	56.45	68.20	-11.75	3	Vertical	19	2.77	-
5785MHz	Pass	PK	5.7874G	105.02	Inf	-Inf	3	Vertical	19	2.77	-
5785MHz	Pass	PK	5.9854G	56.79	68.20	-11.41	3	Vertical	19	2.77	-
5785MHz	Pass	AV	5.7874G	107.98	Inf	-Inf	3	Horizontal	355	2.31	-
5785MHz	Pass	PK	5.6146G	58.71	68.20	-9.49	3	Horizontal	355	2.31	-
5785MHz	Pass	PK	5.7898G	117.78	Inf	-Inf	3	Horizontal	355	2.31	-
5785MHz	Pass	PK	5.9794G	58.12	68.20	-10.08	3	Horizontal	355	2.31	-
5785MHz	Pass	AV	11.5694G	39.85	54.00	-14.15	3	Vertical	18	1.49	-
5785MHz	Pass	PK	11.57168G	52.81	74.00	-21.19	3	Vertical	18	1.49	-
5785MHz	Pass	PK	17.35464G	67.41	68.20	-0.79	3	Vertical	263	1.39	-
5785MHz	Pass	AV	11.56994G	39.93	54.00	-14.07	3	Horizontal	261	1.48	-
5785MHz	Pass	PK	11.56766G	53.08	74.00	-20.92	3	Horizontal	261	1.48	-
5785MHz	Pass	PK	17.3547G	67.65	68.20	-0.55	3	Horizontal	265	1.63	-
5825MHz	Pass	AV	5.8274G	94.18	Inf	-Inf	3	Vertical	33	2.88	-
5825MHz	Pass	PK	5.5886G	55.78	68.20	-12.42	3	Vertical	33	2.88	-
5825MHz	Pass	PK	5.8274G	103.68	Inf	-Inf	3	Vertical	33	2.88	-
5825MHz	Pass	PK	5.9438G	56.71	68.20	-11.49	3	Vertical	33	2.88	-
5825MHz	Pass	AV	5.8274G	106.76	Inf	-Inf	3	Horizontal	358	2.27	-
5825MHz	Pass	PK	5.5826G	58.71	68.20	-9.49	3	Horizontal	358	2.27	-
5825MHz	Pass	PK	5.8262G	116.62	Inf	-Inf	3	Horizontal	358	2.27	-
5825MHz	Pass	PK	5.9294G	60.91	68.20	-7.29	3	Horizontal	358	2.27	-
5825MHz	Pass	AV	11.65078G	39.77	54.00	-14.23	3	Vertical	23	1.59	-
5825MHz	Pass	PK	11.64778G	53.47	74.00	-20.53	3	Vertical	23	1.59	-

Remark :

Level (dBuV/m) = Raw(Read Level) + AF(Antenna Factor) + CL(Cable Loss) - PA(Preamp Factor)

Mode	Result	Type	Freq (Hz)	Level (dBuV/m)	Limit (dBuV/m)	Margin (dB)	Dist (m)	Condition	Azimuth (°)	Height (m)	Comments
5825MHz	Pass	PK	17.47908G	68.07	68.20	-0.13	3	Vertical	55	1.57	-
5825MHz	Pass	AV	11.65024G	39.12	54.00	-14.88	3	Horizontal	63	1.49	-
5825MHz	Pass	PK	11.64334G	52.41	74.00	-21.59	3	Horizontal	63	1.49	-
5825MHz	Pass	PK	17.4792G	66.93	68.20	-1.27	3	Horizontal	263	1.67	-
802.11ax HEW20_Nss1,(MCS0)_1TX	-	-	-	-	-	-	-	-	-	-	-
5180MHz	Pass	AV	5.15G	44.69	54.00	-9.31	3	Vertical	11	2.65	-
5180MHz	Pass	AV	5.1812G	91.92	Inf	-Inf	3	Vertical	11	2.65	-
5180MHz	Pass	PK	5.1494G	59.75	74.00	-14.25	3	Vertical	11	2.65	-
5180MHz	Pass	PK	5.177G	105.37	Inf	-Inf	3	Vertical	11	2.65	-
5180MHz	Pass	AV	5.15G	53.30	54.00	-0.70	3	Horizontal	4	1.00	-
5180MHz	Pass	AV	5.1818G	103.00	Inf	-Inf	3	Horizontal	4	1.00	-
5180MHz	Pass	PK	5.1482G	71.62	74.00	-2.38	3	Horizontal	4	1.00	-
5180MHz	Pass	PK	5.177G	116.34	Inf	-Inf	3	Horizontal	4	1.00	-
5180MHz	Pass	AV	15.52884G	37.89	54.00	-16.11	3	Vertical	75	1.70	-
5180MHz	Pass	PK	10.36612G	50.20	68.20	-18.00	3	Vertical	337	2.48	-
5180MHz	Pass	PK	15.53592G	51.74	74.00	-22.26	3	Vertical	75	1.70	-
5180MHz	Pass	AV	15.52632G	37.71	54.00	-16.29	3	Horizontal	6	1.48	-
5180MHz	Pass	PK	10.35394G	50.57	68.20	-17.63	3	Horizontal	168	1.87	-
5180MHz	Pass	PK	15.53988G	51.05	74.00	-22.95	3	Horizontal	6	1.48	-
5200MHz	Pass	AV	5.15G	44.84	54.00	-9.16	3	Vertical	15	2.51	-
5200MHz	Pass	AV	5.2012G	95.19	Inf	-Inf	3	Vertical	15	2.51	-
5200MHz	Pass	AV	5.35G	42.90	54.00	-11.10	3	Vertical	15	2.51	-
5200MHz	Pass	PK	5.1478G	59.19	74.00	-14.81	3	Vertical	15	2.51	-
5200MHz	Pass	PK	5.197G	108.00	Inf	-Inf	3	Vertical	15	2.51	-
5200MHz	Pass	PK	5.35G	54.29	74.00	-19.71	3	Vertical	15	2.51	-
5200MHz	Pass	AV	5.15G	53.70	54.00	-0.30	3	Horizontal	12	1.73	-
5200MHz	Pass	AV	5.1982G	106.58	Inf	-Inf	3	Horizontal	12	1.73	-
5200MHz	Pass	AV	5.35G	44.82	54.00	-9.18	3	Horizontal	12	1.73	-
5200MHz	Pass	PK	5.149G	70.84	74.00	-3.16	3	Horizontal	12	1.73	-
5200MHz	Pass	PK	5.2012G	119.47	Inf	-Inf	3	Horizontal	12	1.73	-
5200MHz	Pass	PK	5.35G	57.19	74.00	-16.81	3	Horizontal	12	1.73	-
5200MHz	Pass	AV	15.60318G	39.80	54.00	-14.20	3	Vertical	329	1.71	-
5200MHz	Pass	PK	10.40888G	50.51	68.20	-17.69	3	Vertical	307	1.49	-
5200MHz	Pass	PK	15.59796G	53.97	74.00	-20.03	3	Vertical	329	1.71	-
5200MHz	Pass	AV	15.60096G	40.76	54.00	-13.24	3	Horizontal	48	1.49	-
5200MHz	Pass	PK	10.40354G	50.96	68.20	-17.24	3	Horizontal	63	1.48	-
5200MHz	Pass	PK	15.59118G	55.73	74.00	-18.27	3	Horizontal	48	1.49	-
5240MHz	Pass	AV	5.1452G	43.33	54.00	-10.67	3	Vertical	11	2.72	-
5240MHz	Pass	AV	5.2382G	97.09	Inf	-Inf	3	Vertical	11	2.72	-
5240MHz	Pass	AV	5.3564G	43.20	54.00	-10.80	3	Vertical	11	2.72	-
5240MHz	Pass	PK	5.15G	56.00	74.00	-18.00	3	Vertical	11	2.72	-
5240MHz	Pass	PK	5.237G	110.90	Inf	-Inf	3	Vertical	11	2.72	-
5240MHz	Pass	PK	5.3522G	55.63	74.00	-18.37	3	Vertical	11	2.72	-
5240MHz	Pass	AV	5.1482G	48.01	54.00	-5.99	3	Horizontal	1	1.19	-
5240MHz	Pass	AV	5.243G	107.44	Inf	-Inf	3	Horizontal	1	1.19	-
5240MHz	Pass	AV	5.35G	47.23	54.00	-6.77	3	Horizontal	1	1.19	-
5240MHz	Pass	PK	5.1458G	60.90	74.00	-13.10	3	Horizontal	1	1.19	-
5240MHz	Pass	PK	5.237G	120.89	Inf	-Inf	3	Horizontal	1	1.19	-
5240MHz	Pass	PK	5.35G	59.24	74.00	-14.76	3	Horizontal	1	1.19	-

Remark :

Level (dBuV/m) = Raw(Read Level) + AF(Antenna Factor) + CL(Cable Loss) - PA(Preamp Factor)

Mode	Result	Type	Freq (Hz)	Level (dBuV/m)	Limit (dBuV/m)	Margin (dB)	Dist (m)	Condition	Azimuth (°)	Height (m)	Comments
5240MHz	Pass	AV	15.71982G	42.75	54.00	-11.25	3	Vertical	320	1.49	-
5240MHz	Pass	PK	10.4785G	51.73	68.20	-16.47	3	Vertical	356	1.49	-
5240MHz	Pass	PK	15.7197G	57.45	74.00	-16.55	3	Vertical	320	1.49	-
5240MHz	Pass	AV	15.71886G	42.26	54.00	-11.74	3	Horizontal	341	2.02	-
5240MHz	Pass	PK	10.48288G	52.99	68.20	-15.21	3	Horizontal	336	1.69	-
5240MHz	Pass	PK	15.71112G	56.68	74.00	-17.32	3	Horizontal	341	2.02	-
5260MHz	Pass	AV	5.15G	42.71	54.00	-11.29	3	Vertical	12	2.59	-
5260MHz	Pass	AV	5.2552G	95.73	Inf	-Inf	3	Vertical	12	2.59	-
5260MHz	Pass	AV	5.356G	43.06	54.00	-10.94	3	Vertical	12	2.59	-
5260MHz	Pass	PK	5.1472G	55.50	74.00	-18.50	3	Vertical	12	2.59	-
5260MHz	Pass	PK	5.257G	110.05	Inf	-Inf	3	Vertical	12	2.59	-
5260MHz	Pass	PK	5.3902G	56.15	74.00	-17.85	3	Vertical	12	2.59	-
5260MHz	Pass	AV	5.15G	46.37	54.00	-7.63	3	Horizontal	15	1.03	-
5260MHz	Pass	AV	5.2582G	106.04	Inf	-Inf	3	Horizontal	15	1.03	-
5260MHz	Pass	AV	5.3542G	48.04	54.00	-5.96	3	Horizontal	15	1.03	-
5260MHz	Pass	PK	5.1124G	58.68	74.00	-15.32	3	Horizontal	15	1.03	-
5260MHz	Pass	PK	5.257G	120.82	Inf	-Inf	3	Horizontal	15	1.03	-
5260MHz	Pass	PK	5.3578G	61.19	74.00	-12.81	3	Horizontal	15	1.03	-
5260MHz	Pass	AV	15.7797G	41.91	54.00	-12.09	3	Vertical	321	1.50	-
5260MHz	Pass	PK	10.51916G	51.20	68.20	-17.00	3	Vertical	346	1.48	-
5260MHz	Pass	PK	15.7872G	56.52	74.00	-17.48	3	Vertical	321	1.50	-
5260MHz	Pass	AV	15.77874G	40.07	54.00	-13.93	3	Horizontal	32	1.61	-
5260MHz	Pass	PK	10.51868G	52.11	68.20	-16.09	3	Horizontal	337	2.22	-
5260MHz	Pass	PK	15.77136G	54.66	74.00	-19.34	3	Horizontal	32	1.61	-
5300MHz	Pass	AV	5.15G	42.96	54.00	-11.04	3	Vertical	10	2.68	-
5300MHz	Pass	AV	5.2982G	95.35	Inf	-Inf	3	Vertical	10	2.68	-
5300MHz	Pass	AV	5.35G	45.19	54.00	-8.81	3	Vertical	10	2.68	-
5300MHz	Pass	PK	5.15G	54.40	74.00	-19.60	3	Vertical	10	2.68	-
5300MHz	Pass	PK	5.297G	108.97	Inf	-Inf	3	Vertical	10	2.68	-
5300MHz	Pass	PK	5.3504G	60.48	74.00	-13.52	3	Vertical	10	2.68	-
5300MHz	Pass	AV	5.15G	44.82	54.00	-9.18	3	Horizontal	11	1.97	-
5300MHz	Pass	AV	5.2982G	106.28	Inf	-Inf	3	Horizontal	11	1.97	-
5300MHz	Pass	AV	5.35G	53.63	54.00	-0.37	3	Horizontal	11	1.97	-
5300MHz	Pass	PK	5.15G	58.27	74.00	-15.73	3	Horizontal	11	1.97	-
5300MHz	Pass	PK	5.297G	120.03	Inf	-Inf	3	Horizontal	11	1.97	-
5300MHz	Pass	PK	5.35G	71.28	74.00	-2.72	3	Horizontal	11	1.97	-
5300MHz	Pass	AV	10.60156G	36.77	54.00	-17.23	3	Vertical	360	1.71	-
5300MHz	Pass	AV	15.89958G	38.51	54.00	-15.49	3	Vertical	320	1.50	-
5300MHz	Pass	PK	10.6045G	50.42	74.00	-23.58	3	Vertical	360	1.71	-
5300MHz	Pass	PK	15.89124G	53.10	74.00	-20.90	3	Vertical	320	1.50	-
5300MHz	Pass	AV	10.60138G	37.10	54.00	-16.90	3	Horizontal	333	2.32	-
5300MHz	Pass	AV	15.89958G	37.70	54.00	-16.30	3	Horizontal	4	1.50	-
5300MHz	Pass	PK	10.60642G	51.63	74.00	-22.37	3	Horizontal	333	2.32	-
5300MHz	Pass	PK	15.89142G	52.71	74.00	-21.29	3	Horizontal	4	1.50	-
5320MHz	Pass	AV	5.3152G	89.32	Inf	-Inf	3	Vertical	57	2.67	-
5320MHz	Pass	AV	5.35G	44.57	54.00	-9.43	3	Vertical	57	2.67	-
5320MHz	Pass	PK	5.3134G	102.19	Inf	-Inf	3	Vertical	57	2.67	-
5320MHz	Pass	PK	5.3506G	59.39	74.00	-14.61	3	Vertical	57	2.67	-
5320MHz	Pass	AV	5.3182G	102.83	Inf	-Inf	3	Horizontal	13	1.02	-

Remark :

Level (dBuV/m) = Raw(Read Level) + AF(Antenna Factor) + CL(Cable Loss) - PA(Preamp Factor)

Mode	Result	Type	Freq (Hz)	Level (dBuV/m)	Limit (dBuV/m)	Margin (dB)	Dist (m)	Condition	Azimuth (°)	Height (m)	Comments
5320MHz	Pass	AV	5.35G	52.88	54.00	-1.12	3	Horizontal	13	1.02	-
5320MHz	Pass	PK	5.317G	115.96	Inf	-Inf	3	Horizontal	13	1.02	-
5320MHz	Pass	PK	5.3518G	73.87	74.00	-0.13	3	Horizontal	13	1.02	-
5320MHz	Pass	AV	10.63532G	36.34	54.00	-17.66	3	Vertical	99	1.49	-
5320MHz	Pass	AV	15.945G	35.24	54.00	-18.76	3	Vertical	350	1.48	-
5320MHz	Pass	PK	10.64312G	50.60	74.00	-23.40	3	Vertical	99	1.49	-
5320MHz	Pass	PK	15.95682G	48.68	74.00	-25.32	3	Vertical	350	1.48	-
5320MHz	Pass	AV	10.64852G	36.46	54.00	-17.54	3	Horizontal	71	1.49	-
5320MHz	Pass	AV	15.94824G	34.67	54.00	-19.33	3	Horizontal	334	1.49	-
5320MHz	Pass	PK	10.63136G	50.03	74.00	-23.97	3	Horizontal	71	1.49	-
5320MHz	Pass	PK	15.94572G	47.79	74.00	-26.21	3	Horizontal	334	1.49	-
5500MHz	Pass	AV	5.3536G	43.13	54.00	-10.87	3	Vertical	12	2.92	-
5500MHz	Pass	AV	5.4952G	90.73	Inf	-Inf	3	Vertical	12	2.92	-
5500MHz	Pass	PK	5.4682G	57.15	68.20	-11.05	3	Vertical	12	2.92	-
5500MHz	Pass	PK	5.497G	104.21	Inf	-Inf	3	Vertical	12	2.92	-
5500MHz	Pass	AV	5.4592G	45.44	54.00	-8.56	3	Horizontal	5	1.46	-
5500MHz	Pass	AV	5.4958G	101.63	Inf	-Inf	3	Horizontal	5	1.46	-
5500MHz	Pass	PK	5.4652G	67.74	68.20	-0.46	3	Horizontal	5	1.46	-
5500MHz	Pass	PK	5.4934G	114.95	Inf	-Inf	3	Horizontal	5	1.46	-
5500MHz	Pass	AV	10.99712G	37.19	54.00	-16.81	3	Vertical	214	1.49	-
5500MHz	Pass	PK	10.99892G	51.35	74.00	-22.65	3	Vertical	214	1.49	-
5500MHz	Pass	PK	16.49712G	52.54	68.20	-15.66	3	Vertical	6	1.49	-
5500MHz	Pass	AV	10.9997G	37.33	54.00	-16.67	3	Horizontal	321	2.33	-
5500MHz	Pass	PK	10.98674G	50.67	74.00	-23.33	3	Horizontal	321	2.33	-
5500MHz	Pass	PK	16.48812G	53.33	68.20	-14.87	3	Horizontal	64	1.49	-
5580MHz	Pass	AV	5.4324G	43.05	54.00	-10.95	3	Vertical	15	2.45	-
5580MHz	Pass	AV	5.5776G	94.55	Inf	-Inf	3	Vertical	15	2.45	-
5580MHz	Pass	PK	5.466G	55.04	68.20	-13.16	3	Vertical	15	2.45	-
5580MHz	Pass	PK	5.577G	108.09	Inf	-Inf	3	Vertical	15	2.45	-
5580MHz	Pass	PK	5.7252G	55.76	68.20	-12.44	3	Vertical	15	2.45	-
5580MHz	Pass	AV	5.46G	45.23	54.00	-8.77	3	Horizontal	360	2.11	-
5580MHz	Pass	AV	5.5782G	106.55	Inf	-Inf	3	Horizontal	360	2.11	-
5580MHz	Pass	PK	5.466G	58.17	68.20	-10.03	3	Horizontal	360	2.11	-
5580MHz	Pass	PK	5.5812G	120.32	Inf	-Inf	3	Horizontal	360	2.11	-
5580MHz	Pass	PK	5.7252G	58.25	68.20	-9.95	3	Horizontal	360	2.11	-
5580MHz	Pass	AV	11.15838G	39.04	54.00	-14.96	3	Vertical	351	2.17	-
5580MHz	Pass	PK	11.15946G	53.11	74.00	-20.89	3	Vertical	351	2.17	-
5580MHz	Pass	PK	16.73988G	61.92	68.20	-6.28	3	Vertical	30	1.35	-
5580MHz	Pass	AV	11.15982G	38.95	54.00	-15.05	3	Horizontal	317	1.36	-
5580MHz	Pass	PK	11.16288G	52.70	74.00	-21.30	3	Horizontal	317	1.36	-
5580MHz	Pass	PK	16.73784G	59.36	68.20	-8.84	3	Horizontal	66	1.39	-
5700MHz	Pass	AV	5.703G	83.12	Inf	-Inf	3	Vertical	65	2.78	-
5700MHz	Pass	PK	5.7012G	97.25	Inf	-Inf	3	Vertical	65	2.78	-
5700MHz	Pass	PK	5.8458G	56.55	68.20	-11.65	3	Vertical	65	2.78	-
5700MHz	Pass	AV	5.6982G	98.34	Inf	-Inf	3	Horizontal	347	1.01	-
5700MHz	Pass	PK	5.697G	111.70	Inf	-Inf	3	Horizontal	347	1.01	-
5700MHz	Pass	PK	5.7252G	67.82	68.20	-0.38	3	Horizontal	347	1.01	-
5700MHz	Pass	AV	11.39448G	36.40	54.00	-17.60	3	Vertical	211	2.15	-
5700MHz	Pass	PK	11.39604G	50.15	74.00	-23.85	3	Vertical	211	2.15	-

Remark :

Level (dBuV/m) = Raw(Read Level) + AF(Antenna Factor) + CL(Cable Loss) - PA(Preamp Factor)

Mode	Result	Type	Freq (Hz)	Level (dBuV/m)	Limit (dBuV/m)	Margin (dB)	Dist (m)	Condition	Azimuth (°)	Height (m)	Comments
5700MHz	Pass	PK	17.10132G	53.33	68.20	-14.87	3	Vertical	118	1.93	-
5700MHz	Pass	AV	11.38956G	36.48	54.00	-17.52	3	Horizontal	273	1.02	-
5700MHz	Pass	PK	11.40336G	50.40	74.00	-23.60	3	Horizontal	273	1.02	-
5700MHz	Pass	PK	17.10498G	51.71	68.20	-16.49	3	Horizontal	354	1.14	-
5720MHz Straddle 5.47-5.725GHz	Pass	AV	5.723G	95.89	Inf	-Inf	3	Vertical	17	3.00	-
5720MHz Straddle 5.47-5.725GHz	Pass	PK	5.717G	108.93	Inf	-Inf	3	Vertical	17	3.00	-
5720MHz Straddle 5.47-5.725GHz	Pass	PK	5.8682G	56.33	68.20	-11.87	3	Vertical	17	3.00	-
5720MHz Straddle 5.47-5.725GHz	Pass	AV	5.7182G	107.06	Inf	-Inf	3	Horizontal	348	1.00	-
5720MHz Straddle 5.47-5.725GHz	Pass	PK	5.717G	121.45	Inf	-Inf	3	Horizontal	348	1.00	-
5720MHz Straddle 5.47-5.725GHz	Pass	PK	5.8502G	58.41	68.20	-9.79	3	Horizontal	348	1.00	-
5720MHz Straddle 5.47-5.725GHz	Pass	AV	11.43544G	36.27	54.00	-17.73	3	Vertical	125	1.24	-
5720MHz Straddle 5.47-5.725GHz	Pass	PK	11.4469G	49.78	74.00	-24.22	3	Vertical	125	1.24	-
5720MHz Straddle 5.47-5.725GHz	Pass	PK	17.15778G	65.87	68.20	-2.33	3	Vertical	335	1.49	-
5720MHz Straddle 5.47-5.725GHz	Pass	AV	11.44312G	38.97	54.00	-15.03	3	Horizontal	350	1.76	-
5720MHz Straddle 5.47-5.725GHz	Pass	PK	11.44252G	53.03	74.00	-20.97	3	Horizontal	350	1.76	-
5720MHz Straddle 5.47-5.725GHz	Pass	PK	17.1579G	66.38	68.20	-1.82	3	Horizontal	54	1.50	-
5745MHz	Pass	AV	5.7462G	95.21	Inf	-Inf	3	Vertical	25	2.73	-
5745MHz	Pass	PK	5.5938G	55.79	68.20	-12.41	3	Vertical	25	2.73	-
5745MHz	Pass	PK	5.7414G	107.45	Inf	-Inf	3	Vertical	25	2.73	-
5745MHz	Pass	PK	5.925G	56.65	68.20	-11.55	3	Vertical	25	2.73	-
5745MHz	Pass	AV	5.7462G	106.68	Inf	-Inf	3	Horizontal	0	2.36	-
5745MHz	Pass	PK	5.649G	60.79	68.20	-7.41	3	Horizontal	0	2.36	-
5745MHz	Pass	PK	5.7414G	120.01	Inf	-Inf	3	Horizontal	0	2.36	-
5745MHz	Pass	PK	5.9766G	58.83	68.20	-9.37	3	Horizontal	0	2.36	-
5745MHz	Pass	AV	11.48952G	38.51	54.00	-15.49	3	Vertical	31	1.61	-
5745MHz	Pass	PK	11.48766G	51.52	74.00	-22.48	3	Vertical	31	1.61	-
5745MHz	Pass	PK	17.2422G	67.97	68.20	-0.23	3	Vertical	269	1.49	-
5745MHz	Pass	AV	11.4894G	40.15	54.00	-13.85	3	Horizontal	266	1.49	-
5745MHz	Pass	PK	11.48424G	53.12	74.00	-20.88	3	Horizontal	266	1.49	-
5745MHz	Pass	PK	17.23746G	66.30	68.20	-1.90	3	Horizontal	334	2.64	-
5785MHz	Pass	AV	5.7802G	94.57	Inf	-Inf	3	Vertical	24	2.81	-
5785MHz	Pass	PK	5.5174G	56.28	68.20	-11.92	3	Vertical	24	2.81	-
5785MHz	Pass	PK	5.7814G	106.39	Inf	-Inf	3	Vertical	24	2.81	-
5785MHz	Pass	PK	5.9614G	57.03	68.20	-11.17	3	Vertical	24	2.81	-
5785MHz	Pass	AV	5.7862G	106.95	Inf	-Inf	3	Horizontal	3	1.00	-
5785MHz	Pass	PK	5.6434G	57.74	68.20	-10.46	3	Horizontal	3	1.00	-
5785MHz	Pass	PK	5.7862G	118.76	Inf	-Inf	3	Horizontal	3	1.00	-
5785MHz	Pass	PK	5.9362G	58.17	68.20	-10.03	3	Horizontal	3	1.00	-
5785MHz	Pass	AV	11.56994G	39.70	54.00	-14.30	3	Vertical	3	1.48	-
5785MHz	Pass	PK	11.57252G	52.26	74.00	-21.74	3	Vertical	3	1.48	-
5785MHz	Pass	PK	17.35566G	68.12	68.20	-0.08	3	Vertical	55	2.30	-
5785MHz	Pass	AV	11.56922G	39.35	54.00	-14.65	3	Horizontal	264	1.49	-
5785MHz	Pass	PK	11.5694G	52.45	74.00	-21.55	3	Horizontal	264	1.49	-
5785MHz	Pass	PK	17.35476G	64.33	68.20	-3.87	3	Horizontal	335	1.52	-
5825MHz	Pass	AV	5.8202G	95.58	Inf	-Inf	3	Vertical	26	2.67	-
5825MHz	Pass	PK	5.6306G	56.40	68.20	-11.80	3	Vertical	26	2.67	-
5825MHz	Pass	PK	5.8226G	108.56	Inf	-Inf	3	Vertical	26	2.67	-
5825MHz	Pass	PK	5.9294G	56.76	68.20	-11.44	3	Vertical	26	2.67	“
5825MHz	Pass	AV	5.8262G	107.69	Inf	-Inf	3	Horizontal	0	1.06	-

Remark :

Level (dBuV/m) = Raw(Read Level) + AF(Antenna Factor) + CL(Cable Loss) - PA(Preamp Factor)

Mode	Result	Type	Freq (Hz)	Level (dBuV/m)	Limit (dBuV/m)	Margin (dB)	Dist (m)	Condition	Azimuth (°)	Height (m)	Comments
5825MHz	Pass	PK	5.5574G	58.04	68.20	-10.16	3	Horizontal	0	1.06	-
5825MHz	Pass	PK	5.8262G	119.79	Inf	-Inf	3	Horizontal	0	1.06	-
5825MHz	Pass	PK	5.9258G	64.51	68.20	-3.69	3	Horizontal	0	1.06	-
5825MHz	Pass	AV	11.64814G	40.19	54.00	-13.81	3	Vertical	30	1.35	-
5825MHz	Pass	PK	11.65414G	52.62	74.00	-21.38	3	Vertical	30	1.35	-
5825MHz	Pass	PK	17.47302G	67.79	68.20	-0.41	3	Vertical	59	1.49	-
5825MHz	Pass	AV	11.65246G	39.42	54.00	-14.58	3	Horizontal	265	1.51	-
5825MHz	Pass	PK	11.65282G	52.26	74.00	-21.74	3	Horizontal	265	1.51	-
5825MHz	Pass	PK	17.4756G	63.48	68.20	-4.72	3	Horizontal	336	1.49	-
802.11ax HEW40_Nss1,(MCS0)_1TX	-	-	-	-	-	-	-	-	-	-	-
5190MHz	Pass	AV	5.1492G	45.08	54.00	-8.92	3	Vertical	18	2.64	-
5190MHz	Pass	AV	5.1942G	88.11	Inf	-Inf	3	Vertical	18	2.64	-
5190MHz	Pass	PK	5.1498G	59.38	74.00	-14.62	3	Vertical	18	2.64	-
5190MHz	Pass	PK	5.1822G	100.33	Inf	-Inf	3	Vertical	18	2.64	-
5190MHz	Pass	AV	5.1498G	53.27	54.00	-0.73	3	Horizontal	9	1.18	-
5190MHz	Pass	AV	5.1942G	99.41	Inf	-Inf	3	Horizontal	9	1.18	-
5190MHz	Pass	PK	5.1498G	71.66	74.00	-2.34	3	Horizontal	9	1.18	-
5190MHz	Pass	PK	5.2032G	111.23	Inf	-Inf	3	Horizontal	9	1.18	-
5190MHz	Pass	AV	15.56964G	38.15	54.00	-15.85	3	Vertical	360	1.44	-
5190MHz	Pass	PK	10.3923G	50.22	68.20	-17.98	3	Vertical	70	1.49	-
5190MHz	Pass	PK	15.5634G	50.07	74.00	-23.93	3	Vertical	360	1.44	-
5190MHz	Pass	AV	15.55524G	38.64	54.00	-15.36	3	Horizontal	338	1.46	-
5190MHz	Pass	PK	10.3812G	50.45	68.20	-17.75	3	Horizontal	360	1.50	-
5190MHz	Pass	PK	15.5562G	50.98	74.00	-23.02	3	Horizontal	338	1.46	-
5230MHz	Pass	AV	5.1496G	45.45	54.00	-8.55	3	Vertical	15	2.75	-
5230MHz	Pass	AV	5.2366G	92.85	Inf	-Inf	3	Vertical	15	2.75	-
5230MHz	Pass	AV	5.3542G	44.42	54.00	-9.58	3	Vertical	15	2.75	-
5230MHz	Pass	PK	5.1448G	58.50	74.00	-15.50	3	Vertical	15	2.75	-
5230MHz	Pass	PK	5.215G	105.36	Inf	-Inf	3	Vertical	15	2.75	-
5230MHz	Pass	PK	5.3524G	55.80	74.00	-18.20	3	Vertical	15	2.75	-
5230MHz	Pass	AV	5.15G	53.66	54.00	-0.34	3	Horizontal	18	1.34	-
5230MHz	Pass	AV	5.2342G	103.66	Inf	-Inf	3	Horizontal	18	1.34	-
5230MHz	Pass	AV	5.3506G	48.60	54.00	-5.40	3	Horizontal	18	1.34	-
5230MHz	Pass	PK	5.15G	67.27	74.00	-6.73	3	Horizontal	18	1.34	-
5230MHz	Pass	PK	5.215G	115.40	Inf	-Inf	3	Horizontal	18	1.34	-
5230MHz	Pass	PK	5.3536G	61.90	74.00	-12.10	3	Horizontal	18	1.34	-
5230MHz	Pass	AV	15.69642G	38.77	54.00	-15.23	3	Vertical	332	1.50	-
5230MHz	Pass	PK	10.45694G	50.80	68.20	-17.40	3	Vertical	343	1.56	-
5230MHz	Pass	PK	15.6858G	51.70	74.00	-22.30	3	Vertical	332	1.50	-
5230MHz	Pass	AV	15.68334G	38.67	54.00	-15.33	3	Horizontal	42	1.49	-
5230MHz	Pass	PK	10.46738G	51.05	68.20	-17.15	3	Horizontal	354	1.52	-
5230MHz	Pass	PK	15.69612G	51.10	74.00	-22.90	3	Horizontal	42	1.49	-
5270MHz	Pass	AV	5.129G	44.37	54.00	-9.63	3	Vertical	15	3.00	-
5270MHz	Pass	AV	5.2604G	92.61	Inf	-Inf	3	Vertical	15	3.00	-
5270MHz	Pass	AV	5.3516G	44.99	54.00	-9.01	3	Vertical	15	3.00	-
5270MHz	Pass	PK	5.144G	56.37	74.00	-17.63	3	Vertical	15	3.00	-
5270MHz	Pass	PK	5.2622G	105.21	Inf	-Inf	3	Vertical	15	3.00	-
5270MHz	Pass	PK	5.3516G	56.97	74.00	-17.03	3	Vertical	15	3.00	-
5270MHz	Pass	AV	5.1446G	47.30	54.00	-6.70	3	Horizontal	358	2.10	-

Level (dBuV/m) = Raw(Read Level) + AF(Antenna Factor) + CL(Cable Loss) - PA(Preamp Factor)

Mode	Result	Type	Freq (Hz)	Level (dBuV/m)	Limit (dBuV/m)	Margin (dB)	Dist (m)	Condition	Azimuth (°)	Height (m)	Comments
5270MHz	Pass	AV	5.2742G	102.53	Inf	-Inf	3	Horizontal	358	2.10	-
5270MHz	Pass	AV	5.3504G	53.08	54.00	-0.92	3	Horizontal	358	2.10	-
5270MHz	Pass	PK	5.1362G	58.45	74.00	-15.55	3	Horizontal	358	2.10	-
5270MHz	Pass	PK	5.255G	114.74	Inf	-Inf	3	Horizontal	358	2.10	-
5270MHz	Pass	PK	5.3534G	67.28	74.00	-6.72	3	Horizontal	358	2.10	-
5270MHz	Pass	AV	15.80484G	38.51	54.00	-15.49	3	Vertical	332	1.50	-
5270MHz	Pass	PK	10.5376G	49.88	68.20	-18.32	3	Vertical	328	1.01	-
5270MHz	Pass	PK	15.79956G	50.75	74.00	-23.25	3	Vertical	332	1.50	-
5270MHz	Pass	AV	15.80946G	36.62	54.00	-17.38	3	Horizontal	71	1.36	-
5270MHz	Pass	PK	10.52716G	49.88	68.20	-18.32	3	Horizontal	62	1.57	-
5270MHz	Pass	PK	15.8046G	49.67	74.00	-24.33	3	Horizontal	71	1.36	-
5310MHz	Pass	AV	5.3142G	88.30	Inf	-Inf	3	Vertical	28	2.68	-
5310MHz	Pass	AV	5.35G	45.18	54.00	-8.82	3	Vertical	28	2.68	-
5310MHz	Pass	PK	5.3022G	100.42	Inf	-Inf	3	Vertical	28	2.68	-
5310MHz	Pass	PK	5.352G	61.03	74.00	-12.97	3	Vertical	28	2.68	-
5310MHz	Pass	AV	5.3142G	100.22	Inf	-Inf	3	Horizontal	9	2.04	-
5310MHz	Pass	AV	5.3532G	53.16	54.00	-0.84	3	Horizontal	9	2.04	-
5310MHz	Pass	PK	5.322G	112.46	Inf	-Inf	3	Horizontal	9	2.04	-
5310MHz	Pass	PK	5.352G	73.65	74.00	-0.35	3	Horizontal	9	2.04	-
5310MHz	Pass	AV	10.63494G	37.90	54.00	-16.10	3	Vertical	255	1.50	-
5310MHz	Pass	AV	15.92742G	36.21	54.00	-17.79	3	Vertical	88	1.48	-
5310MHz	Pass	PK	10.6314G	50.79	74.00	-23.21	3	Vertical	255	1.50	-
5310MHz	Pass	PK	15.93042G	48.66	74.00	-25.34	3	Vertical	88	1.48	-
5310MHz	Pass	AV	10.60524G	37.93	54.00	-16.07	3	Horizontal	276	1.48	-
5310MHz	Pass	AV	15.91818G	37.31	54.00	-16.69	3	Horizontal	355	3.00	-
5310MHz	Pass	PK	10.61076G	49.95	74.00	-24.05	3	Horizontal	276	1.48	-
5310MHz	Pass	PK	15.9348G	49.95	74.00	-24.05	3	Horizontal	355	3.00	-
5510MHz	Pass	AV	5.3648G	44.14	54.00	-9.86	3	Vertical	17	2.77	-
5510MHz	Pass	AV	5.5142G	86.51	Inf	-Inf	3	Vertical	17	2.77	-
5510MHz	Pass	PK	5.468G	56.30	68.20	-11.90	3	Vertical	17	2.77	-
5510MHz	Pass	PK	5.5226G	99.66	Inf	-Inf	3	Vertical	17	2.77	-
5510MHz	Pass	AV	5.4584G	47.93	54.00	-6.07	3	Horizontal	355	1.07	-
5510MHz	Pass	AV	5.5142G	98.88	Inf	-Inf	3	Horizontal	355	1.07	-
5510MHz	Pass	PK	5.4686G	67.93	68.20	-0.27	3	Horizontal	355	1.07	-
5510MHz	Pass	PK	5.5226G	111.53	Inf	-Inf	3	Horizontal	355	1.07	-
5510MHz	Pass	AV	11.01262G	38.32	54.00	-15.68	3	Vertical	139	1.50	-
5510MHz	Pass	PK	11.02114G	50.42	74.00	-23.58	3	Vertical	139	1.50	-
5510MHz	Pass	PK	16.51968G	52.33	68.20	-15.87	3	Vertical	121	2.77	-
5510MHz	Pass	AV	11.00938G	38.45	54.00	-15.55	3	Horizontal	212	2.69	-
5510MHz	Pass	PK	11.02468G	50.92	74.00	-23.08	3	Horizontal	212	2.69	-
5510MHz	Pass	PK	16.52628G	51.74	68.20	-16.46	3	Horizontal	242	1.49	-
5550MHz	Pass	AV	5.4084G	43.94	54.00	-10.06	3	Vertical	77	2.63	-
5550MHz	Pass	AV	5.5362G	87.00	Inf	-Inf	3	Vertical	77	2.63	-
5550MHz	Pass	PK	5.469G	55.87	68.20	-12.33	3	Vertical	77	2.63	-
5550MHz	Pass	PK	5.535G	99.56	Inf	-Inf	3	Vertical	77	2.63	-
5550MHz	Pass	AV	5.46G	50.79	54.00	-3.21	3	Horizontal	355	1.26	-
5550MHz	Pass	AV	5.5542G	103.67	Inf	-Inf	3	Horizontal	355	1.26	-
5550MHz	Pass	PK	5.4672G	68.02	68.20	-0.18	3	Horizontal	355	1.26	-
5550MHz	Pass	PK	5.5422G	116.10	Inf	-Inf	3	Horizontal	355	1.26	-

Remark :

Level (dBuV/m) = Raw(Read Level) + AF(Antenna Factor) + CL(Cable Loss) - PA(Preamp Factor)

Mode	Result	Type	Freq (Hz)	Level (dBuV/m)	Limit (dBuV/m)	Margin (dB)	Dist (m)	Condition	Azimuth (°)	Height (m)	Comments
5550MHz	Pass	AV	11.10516G	38.17	54.00	-15.83	3	Vertical	0	1.24	-
5550MHz	Pass	PK	11.11422G	51.16	74.00	-22.84	3	Vertical	0	1.24	-
5550MHz	Pass	PK	16.6545G	53.94	68.20	-14.26	3	Vertical	35	1.54	-
5550MHz	Pass	AV	11.11212G	38.24	54.00	-15.76	3	Horizontal	349	1.48	-
5550MHz	Pass	PK	11.10948G	50.85	74.00	-23.15	3	Horizontal	349	1.48	-
5550MHz	Pass	PK	16.65672G	53.07	68.20	-15.13	3	Horizontal	70	1.49	-
5670MHz	Pass	AV	5.6772G	84.14	Inf	-Inf	3	Vertical	65	2.88	-
5670MHz	Pass	PK	5.6862G	96.19	Inf	-Inf	3	Vertical	65	2.88	-
5670MHz	Pass	PK	5.7276G	56.55	68.20	-11.65	3	Vertical	65	2.88	-
5670MHz	Pass	AV	5.676G	100.84	Inf	-Inf	3	Horizontal	0	1.09	-
5670MHz	Pass	PK	5.6622G	112.90	Inf	-Inf	3	Horizontal	0	1.09	-
5670MHz	Pass	PK	5.73G	68.08	68.20	-0.12	3	Horizontal	0	1.09	-
5670MHz	Pass	AV	11.3256G	37.23	54.00	-16.77	3	Vertical	32	2.36	-
5670MHz	Pass	PK	11.33364G	50.06	74.00	-23.94	3	Vertical	32	2.36	-
5670MHz	Pass	PK	16.9989G	55.01	68.20	-13.19	3	Vertical	18	1.35	-
5670MHz	Pass	AV	11.33586G	37.47	54.00	-16.53	3	Horizontal	66	1.65	-
5670MHz	Pass	PK	11.34624G	49.72	74.00	-24.28	3	Horizontal	66	1.65	-
5670MHz	Pass	PK	17.01756G	54.30	68.20	-13.90	3	Horizontal	144	1.66	-
5710MHz Straddle 5.47-5.725GHz	Pass	AV	5.46G	43.33	54.00	-10.67	3	Vertical	24	2.90	-
5710MHz Straddle 5.47-5.725GHz	Pass	AV	5.714G	92.73	Inf	-Inf	3	Vertical	24	2.90	-
5710MHz Straddle 5.47-5.725GHz	Pass	PK	5.46G	55.29	74.00	-18.71	3	Vertical	24	2.90	-
5710MHz Straddle 5.47-5.725GHz	Pass	PK	5.46G	55.29	68.20	-12.91	3	Vertical	24	2.90	-
5710MHz Straddle 5.47-5.725GHz	Pass	PK	5.695G	105.22	Inf	-Inf	3	Vertical	24	2.90	-
5710MHz Straddle 5.47-5.725GHz	Pass	PK	5.867G	56.70	68.20	-11.50	3	Vertical	24	2.90	-
5710MHz Straddle 5.47-5.725GHz	Pass	AV	5.46G	46.02	54.00	-7.98	3	Horizontal	356	2.28	-
5710MHz Straddle 5.47-5.725GHz	Pass	AV	5.717G	105.65	Inf	-Inf	3	Horizontal	356	2.28	-
5710MHz Straddle 5.47-5.725GHz	Pass	PK	5.46G	55.97	74.00	-18.03	3	Horizontal	356	2.28	-
5710MHz Straddle 5.47-5.725GHz	Pass	PK	5.461G	57.69	68.20	-10.51	3	Horizontal	356	2.28	-
5710MHz Straddle 5.47-5.725GHz	Pass	PK	5.726G	117.93	Inf	-Inf	3	Horizontal	356	2.28	-
5710MHz Straddle 5.47-5.725GHz	Pass	PK	5.855G	63.89	68.20	-4.31	3	Horizontal	356	2.28	-
5710MHz Straddle 5.47-5.725GHz	Pass	AV	11.40884G	37.90	54.00	-16.10	3	Vertical	360	1.54	-
5710MHz Straddle 5.47-5.725GHz	Pass	PK	11.41148G	50.57	74.00	-23.43	3	Vertical	360	1.54	-
5710MHz Straddle 5.47-5.725GHz	Pass	PK	17.14488G	64.16	68.20	-4.04	3	Vertical	18	1.31	-
5710MHz Straddle 5.47-5.725GHz	Pass	AV	11.42552G	37.78	54.00	-16.22	3	Horizontal	289	1.53	-
5710MHz Straddle 5.47-5.725GHz	Pass	PK	11.41886G	49.99	74.00	-24.01	3	Horizontal	289	1.53	-
5710MHz Straddle 5.47-5.725GHz	Pass	PK	17.1294G	60.61	68.20	-7.59	3	Horizontal	117	1.49	-
5755MHz	Pass	AV	5.4574G	43.55	54.00	-10.45	3	Vertical	15	3.00	-
5755MHz	Pass	AV	5.7502G	93.08	Inf	-Inf	3	Vertical	15	3.00	-
5755MHz	Pass	PK	5.5858G	56.28	68.20	-11.92	3	Vertical	15	3.00	-
5755MHz	Pass	PK	5.7394G	105.17	Inf	-Inf	3	Vertical	15	3.00	-
5755MHz	Pass	PK	5.9878G	56.97	68.20	-11.23	3	Vertical	15	3.00	-
5755MHz	Pass	AV	5.4574G	45.42	54.00	-8.58	3	Horizontal	360	1.15	-
5755MHz	Pass	AV	5.7502G	104.92	Inf	-Inf	3	Horizontal	360	1.15	-
5755MHz	Pass	PK	5.647G	67.54	68.20	-0.66	3	Horizontal	360	1.15	-
5755MHz	Pass	PK	5.7706G	117.17	Inf	-Inf	3	Horizontal	360	1.15	-
5755MHz	Pass	PK	5.9314G	61.14	68.20	-7.06	3	Horizontal	360	1.15	-
5755MHz	Pass	AV	11.51774G	39.72	54.00	-14.28	3	Vertical	357	1.36	-
5755MHz	Pass	PK	11.5217G	52.05	74.00	-21.95	3	Vertical	357	1.36	-
5755MHz	Pass	PK	17.25708G	63.18	68.20	-5.02	3	Vertical	16	1.23	-

Remark :

Level (dBuV/m) = Raw(Read Level) + AF(Antenna Factor) + CL(Cable Loss) - PA(Preamp Factor)

Mode	Result	Type	Freq (Hz)	Level (dBuV/m)	Limit (dBuV/m)	Margin (dB)	Dist (m)	Condition	Azimuth (°)	Height (m)	Comments
5755MHz	Pass	AV	11.52038G	39.45	54.00	-14.55	3	Horizontal	32	1.32	-
5755MHz	Pass	PK	11.50712G	52.07	74.00	-21.93	3	Horizontal	32	1.32	-
5755MHz	Pass	PK	17.26548G	62.53	68.20	-5.67	3	Horizontal	301	1.49	-
5795MHz	Pass	AV	5.8022G	93.47	Inf	-Inf	3	Vertical	16	2.93	-
5795MHz	Pass	PK	5.6462G	56.42	68.20	-11.78	3	Vertical	16	2.93	-
5795MHz	Pass	PK	5.7998G	104.73	Inf	-Inf	3	Vertical	16	2.93	-
5795MHz	Pass	PK	5.9426G	57.61	68.20	-10.59	3	Vertical	16	2.93	-
5795MHz	Pass	AV	5.7902G	104.68	Inf	-Inf	3	Horizontal	354	2.32	-
5795MHz	Pass	PK	5.6486G	61.76	68.20	-6.44	3	Horizontal	354	2.32	-
5795MHz	Pass	PK	5.8106G	116.83	Inf	-Inf	3	Horizontal	354	2.32	-
5795MHz	Pass	PK	5.9282G	67.01	68.20	-1.19	3	Horizontal	354	2.32	-
5795MHz	Pass	AV	11.59042G	38.91	54.00	-15.09	3	Vertical	19	1.95	-
5795MHz	Pass	PK	11.58346G	51.70	74.00	-22.30	3	Vertical	19	1.95	-
5795MHz	Pass	PK	17.37054G	66.32	68.20	-1.88	3	Vertical	330	1.64	-
5795MHz	Pass	AV	11.58604G	38.53	54.00	-15.47	3	Horizontal	261	1.48	-
5795MHz	Pass	PK	11.57656G	51.12	74.00	-22.88	3	Horizontal	261	1.48	-
5795MHz	Pass	PK	17.3811G	62.93	68.20	-5.27	3	Horizontal	263	1.57	-
802.11ax HEW80_Nss1,(MCS0)_1TX	-	-	-	-	-	-	-	-	-	-	-
5210MHz	Pass	AV	5.148G	44.68	54.00	-9.32	3	Vertical	12	2.76	-
5210MHz	Pass	AV	5.224G	84.84	Inf	-Inf	3	Vertical	12	2.76	-
5210MHz	Pass	AV	5.374G	44.34	54.00	-9.66	3	Vertical	12	2.76	-
5210MHz	Pass	PK	5.129G	57.42	74.00	-16.58	3	Vertical	12	2.76	-
5210MHz	Pass	PK	5.209G	97.13	Inf	-Inf	3	Vertical	12	2.76	-
5210MHz	Pass	PK	5.361G	55.88	74.00	-18.12	3	Vertical	12	2.76	-
5210MHz	Pass	AV	5.148G	53.29	54.00	-0.71	3	Horizontal	15	0.99	-
5210MHz	Pass	AV	5.199G	96.13	Inf	-Inf	3	Horizontal	15	0.99	-
5210MHz	Pass	AV	5.353G	47.36	54.00	-6.64	3	Horizontal	15	0.99	-
5210MHz	Pass	PK	5.146G	68.57	74.00	-5.43	3	Horizontal	15	0.99	-
5210MHz	Pass	PK	5.18G	108.05	Inf	-Inf	3	Horizontal	15	0.99	-
5210MHz	Pass	PK	5.352G	58.90	74.00	-15.10	3	Horizontal	15	0.99	-
5210MHz	Pass	AV	15.62046G	37.87	54.00	-16.13	3	Vertical	314	1.69	-
5210MHz	Pass	PK	10.43404G	50.29	68.20	-17.91	3	Vertical	339	1.53	-
5210MHz	Pass	PK	15.63198G	50.31	74.00	-23.69	3	Vertical	314	1.69	-
5210MHz	Pass	AV	15.62328G	37.86	54.00	-16.14	3	Horizontal	97	1.07	-
5210MHz	Pass	PK	10.4227G	50.56	68.20	-17.64	3	Horizontal	234	2.20	-
5210MHz	Pass	PK	15.61812G	49.59	74.00	-24.41	3	Horizontal	97	1.07	-
5290MHz	Pass	AV	5.146G	43.69	54.00	-10.31	3	Vertical	60	2.68	-
5290MHz	Pass	AV	5.296G	82.51	Inf	-Inf	3	Vertical	60	2.68	-
5290MHz	Pass	AV	5.356G	45.08	54.00	-8.92	3	Vertical	60	2.68	-
5290MHz	Pass	PK	5.15G	54.90	74.00	-19.10	3	Vertical	60	2.68	-
5290MHz	Pass	PK	5.296G	94.84	Inf	-Inf	3	Vertical	60	2.68	-
5290MHz	Pass	PK	5.5G	55.27	68.20	-12.93	3	Vertical	60	2.68	-
5290MHz	Pass	AV	5.137G	46.77	54.00	-7.23	3	Horizontal	17	1.31	-
5290MHz	Pass	AV	5.279G	96.15	Inf	-Inf	3	Horizontal	17	1.31	-
5290MHz	Pass	AV	5.357G	53.12	54.00	-0.88	3	Horizontal	17	1.31	-
5290MHz	Pass	PK	5.146G	58.34	74.00	-15.66	3	Horizontal	17	1.31	-
5290MHz	Pass	PK	5.303G	108.25	Inf	-Inf	3	Horizontal	17	1.31	-
5290MHz	Pass	PK	5.354G	73.40	74.00	-0.60	3	Horizontal	17	1.31	-
5290MHz	Pass	AV	15.855G	36.78	54.00	-17.22	3	Vertical	299	1.97	-

Remark :

Level (dBuV/m) = Raw(Read Level) + AF(Antenna Factor) + CL(Cable Loss) - PA(Preamp Factor)

Mode	Result	Type	Freq (Hz)	Level (dBuV/m)	Limit (dBuV/m)	Margin (dB)	Dist (m)	Condition	Azimuth (°)	Height (m)	Comments
5290MHz	Pass	PK	10.59338G	48.95	68.20	-19.25	3	Vertical	230	2.32	-
5290MHz	Pass	PK	15.861G	48.88	74.00	-25.12	3	Vertical	299	1.97	-
5290MHz	Pass	AV	15.86046G	36.21	54.00	-17.79	3	Horizontal	71	2.50	-
5290MHz	Pass	PK	10.58228G	49.39	68.20	-18.81	3	Horizontal	282	1.78	-
5290MHz	Pass	PK	15.85584G	48.36	74.00	-25.64	3	Horizontal	71	2.50	-
5530MHz	Pass	AV	5.355G	44.06	54.00	-9.94	3	Vertical	78	2.75	-
5530MHz	Pass	AV	5.539G	79.33	Inf	-Inf	3	Vertical	78	2.75	-
5530MHz	Pass	PK	5.469G	55.32	68.20	-12.88	3	Vertical	78	2.75	-
5530MHz	Pass	PK	5.543G	91.02	Inf	-Inf	3	Vertical	78	2.75	-
5530MHz	Pass	PK	5.765G	55.75	68.20	-12.45	3	Vertical	78	2.75	-
5530MHz	Pass	AV	5.46G	51.62	54.00	-2.38	3	Horizontal	353	1.01	-
5530MHz	Pass	AV	5.536G	96.27	Inf	-Inf	3	Horizontal	353	1.01	-
5530MHz	Pass	PK	5.465G	67.66	68.20	-0.54	3	Horizontal	353	1.01	-
5530MHz	Pass	PK	5.529G	107.87	Inf	-Inf	3	Horizontal	353	1.01	-
5530MHz	Pass	PK	5.734G	57.24	68.20	-10.96	3	Horizontal	353	1.01	-
5530MHz	Pass	AV	11.0645G	36.90	54.00	-17.10	3	Vertical	229	2.21	-
5530MHz	Pass	PK	11.0657G	49.37	74.00	-24.63	3	Vertical	229	2.21	-
5530MHz	Pass	PK	16.59024G	50.71	68.20	-17.49	3	Vertical	172	1.27	-
5530MHz	Pass	AV	11.06546G	37.10	54.00	-16.90	3	Horizontal	132	1.47	-
5530MHz	Pass	PK	11.06072G	50.03	74.00	-23.97	3	Horizontal	132	1.47	-
5530MHz	Pass	PK	16.59606G	50.72	68.20	-17.48	3	Horizontal	216	1.17	-
5610MHz	Pass	AV	5.439G	43.97	54.00	-10.03	3	Vertical	18	2.47	-
5610MHz	Pass	AV	5.582G	84.20	Inf	-Inf	3	Vertical	18	2.47	-
5610MHz	Pass	PK	5.466G	55.63	68.20	-12.57	3	Vertical	18	2.47	-
5610MHz	Pass	PK	5.609G	95.94	Inf	-Inf	3	Vertical	18	2.47	-
5610MHz	Pass	PK	5.736G	56.09	68.20	-12.11	3	Vertical	18	2.47	-
5610MHz	Pass	AV	5.46G	48.38	54.00	-5.62	3	Horizontal	0	2.18	-
5610MHz	Pass	AV	5.623G	97.93	Inf	-Inf	3	Horizontal	0	2.18	-
5610MHz	Pass	PK	5.463G	62.04	68.20	-6.16	3	Horizontal	0	2.18	-
5610MHz	Pass	PK	5.609G	109.87	Inf	-Inf	3	Horizontal	0	2.18	-
5610MHz	Pass	PK	5.726G	68.04	68.20	-0.16	3	Horizontal	0	2.18	-
5610MHz	Pass	AV	11.20794G	38.62	54.00	-15.38	3	Vertical	288	1.00	-
5610MHz	Pass	PK	11.21628G	51.05	74.00	-22.95	3	Vertical	288	1.00	-
5610MHz	Pass	PK	16.83186G	51.37	68.20	-16.83	3	Vertical	360	1.49	-
5610MHz	Pass	AV	11.21712G	38.91	54.00	-15.09	3	Horizontal	51	2.08	-
5610MHz	Pass	PK	11.23146G	51.34	74.00	-22.66	3	Horizontal	51	2.08	-
5610MHz	Pass	PK	16.82646G	51.29	68.20	-16.91	3	Horizontal	318	1.25	-
5690MHz Straddle 5.47-5.725GHz	Pass	AV	5.4104G	43.85	54.00	-10.15	3	Vertical	64	2.89	-
5690MHz Straddle 5.47-5.725GHz	Pass	AV	5.702G	85.79	Inf	-Inf	3	Vertical	64	2.89	-
5690MHz Straddle 5.47-5.725GHz	Pass	PK	5.4656G	54.26	68.20	-13.94	3	Vertical	64	2.89	-
5690MHz Straddle 5.47-5.725GHz	Pass	PK	5.7032G	98.00	Inf	-Inf	3	Vertical	64	2.89	-
5690MHz Straddle 5.47-5.725GHz	Pass	PK	5.8892G	56.36	68.20	-11.84	3	Vertical	64	2.89	-
5690MHz Straddle 5.47-5.725GHz	Pass	AV	5.456G	47.08	54.00	-6.92	3	Horizontal	349	1.00	-
5690MHz Straddle 5.47-5.725GHz	Pass	AV	5.6816G	101.47	Inf	-Inf	3	Horizontal	349	1.00	-
5690MHz Straddle 5.47-5.725GHz	Pass	PK	5.4692G	59.43	68.20	-8.77	3	Horizontal	349	1.00	-
5690MHz Straddle 5.47-5.725GHz	Pass	PK	5.6888G	113.26	Inf	-Inf	3	Horizontal	349	1.00	-
5690MHz Straddle 5.47-5.725GHz	Pass	PK	5.8616G	67.65	68.20	-0.55	3	Horizontal	349	1.00	-
5690MHz Straddle 5.47-5.725GHz	Pass	AV	11.38216G	36.91	54.00	-17.09	3	Vertical	226	1.49	-
5690MHz Straddle 5.47-5.725GHz	Pass	PK	11.37562G	49.80	74.00	-24.20	3	Vertical	226	1.49	-

Remark :

Level (dBuV/m) = Raw(Read Level) + AF(Antenna Factor) + CL(Cable Loss) - PA(Preamp Factor)

Mode	Result	Type	Freq (Hz)	Level (dBuV/m)	Limit (dBuV/m)	Margin (dB)	Dist (m)	Condition	Azimuth (°)	Height (m)	Comments
5690MHz Straddle 5.47-5.725GHz	Pass	PK	17.0733G	58.59	68.20	-9.61	3	Vertical	30	1.30	-
5690MHz Straddle 5.47-5.725GHz	Pass	AV	11.3857G	37.15	54.00	-16.85	3	Horizontal	300	1.61	-
5690MHz Straddle 5.47-5.725GHz	Pass	PK	11.38276G	49.50	74.00	-24.50	3	Horizontal	300	1.61	-
5690MHz Straddle 5.47-5.725GHz	Pass	PK	17.05752G	55.48	68.20	-12.72	3	Horizontal	54	1.50	-
5775MHz	Pass	AV	5.7726G	79.87	Inf	-Inf	3	Vertical	353	1.49	-
5775MHz	Pass	PK	5.571G	55.40	68.20	-12.80	3	Vertical	353	1.49	-
5775MHz	Pass	PK	5.7738G	92.01	Inf	-Inf	3	Vertical	353	1.49	-
5775MHz	Pass	PK	5.9274G	56.32	68.20	-11.88	3	Vertical	353	1.49	-
5775MHz	Pass	AV	5.7894G	98.64	Inf	-Inf	3	Horizontal	360	2.15	-
5775MHz	Pass	PK	5.649G	67.70	68.20	-0.50	3	Horizontal	360	2.15	-
5775MHz	Pass	PK	5.7738G	110.84	Inf	-Inf	3	Horizontal	360	2.15	-
5775MHz	Pass	PK	5.925G	65.99	68.20	-2.21	3	Horizontal	360	2.15	-
5775MHz	Pass	AV	11.54166G	37.81	54.00	-16.19	3	Vertical	24	2.01	-
5775MHz	Pass	PK	11.56104G	49.94	74.00	-24.06	3	Vertical	24	2.01	-
5775MHz	Pass	PK	17.33748G	58.24	68.20	-9.96	3	Vertical	330	1.59	-
5775MHz	Pass	AV	11.5395G	37.99	54.00	-16.01	3	Horizontal	19	1.49	-
5775MHz	Pass	PK	11.54424G	50.59	74.00	-23.41	3	Horizontal	19	1.49	-
5775MHz	Pass	PK	17.33172G	55.53	68.20	-12.67	3	Horizontal	301	1.48	-

802.11a_Nss1,(6Mbps)_1TX

5180MHz_TX

10/02/2020

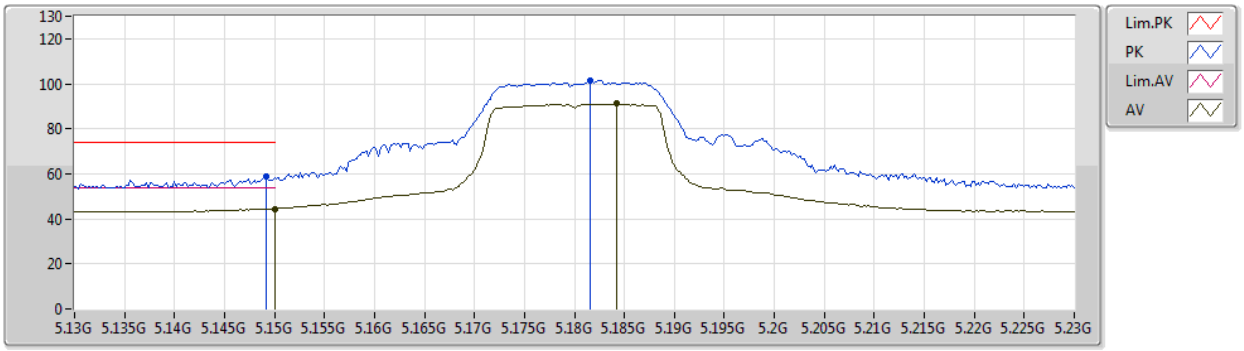

Type	Freq	Level	Limit	Margin	Factor	Dist	Condition	Azimuth	Height	Comment	Raw	AF	CL	PA
	(Hz)	(dBuV/m)	(dBuV/m)	(dB)	(dB)	(m)		(°)	(m)		(dBuV)	(dB)	(dB)	(dB)
AV	5.15G	44.53	54.00	-9.47	4.97	3	Vertical	19	2.63	-	39.56	31.76	7.04	33.83
AV	5.1842G	91.17	Inf	-Inf	5.00	3	Vertical	19	2.63	-	86.17	31.77	7.08	33.85
PK	5.1492G	58.90	74.00	-15.10	4.97	3	Vertical	19	2.63	-	53.93	31.76	7.04	33.83
PK	5.1816G	101.34	Inf	-Inf	5.01	3	Vertical	19	2.63	-	96.33	31.77	7.08	33.84

802.11a_Nss1,(6Mbps)_1TX

5180MHz_TX

10/02/2020

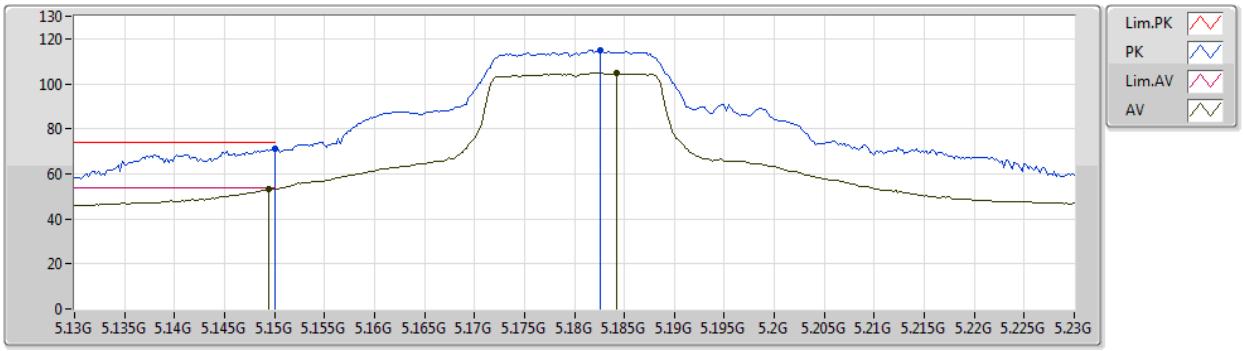

Type	Freq	Level	Limit	Margin	Factor	Dist	Condition	Azimuth	Height	Comment	Raw	AF	CL	PA
	(Hz)	(dBuV/m)	(dBuV/m)	(dB)	(dB)	(m)		(°)	(m)		(dBuV)	(dB)	(dB)	(dB)
AV	5.1494G	53.28	54.00	-0.72	4.97	3	Horizontal	13	2.02	-	48.31	31.76	7.04	33.83
AV	5.1842G	104.97	Inf	-Inf	5.00	3	Horizontal	13	2.02	-	99.97	31.77	7.08	33.85
PK	5.15G	71.36	74.00	-2.64	4.97	3	Horizontal	13	2.02	-	66.39	31.76	7.04	33.83
PK	5.1826G	115.10	Inf	-Inf	5.01	3	Horizontal	13	2.02	-	110.09	31.77	7.08	33.84

802.11a_Nss1,(6Mbps)_1TX

5180MHz_TX

10/02/2020

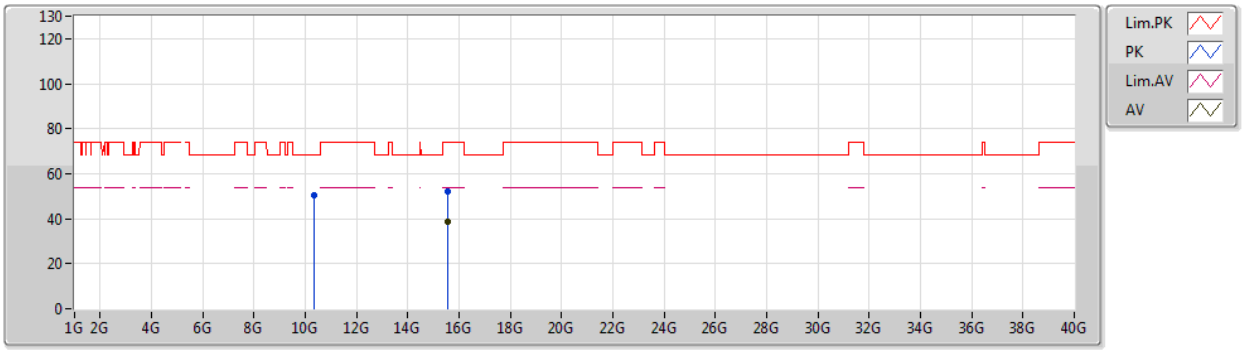

Type	Freq	Level	Limit	Margin	Factor	Dist	Condition	Azimuth	Height	Comment	Raw	AF	CL	PA
	(Hz)	(dBuV/m)	(dBuV/m)	(dB)	(dB)	(m)		(°)	(m)		(dBuV)	(dB)	(dB)	(dB)
AV	15.546G	38.84	54.00	-15.16	-1.39	3	Vertical	0	1.50	-	40.23	38.78	12.82	52.99
PK	10.36402G	50.43	68.20	-17.77	-4.77	3	Vertical	59	2.64	-	55.20	39.37	10.33	54.47
PK	15.53796G	51.91	74.00	-22.09	-1.36	3	Vertical	0	1.50	-	53.27	38.81	12.81	52.98

802.11a_Nss1,(6Mbps)_1TX

5180MHz_TX

10/02/2020

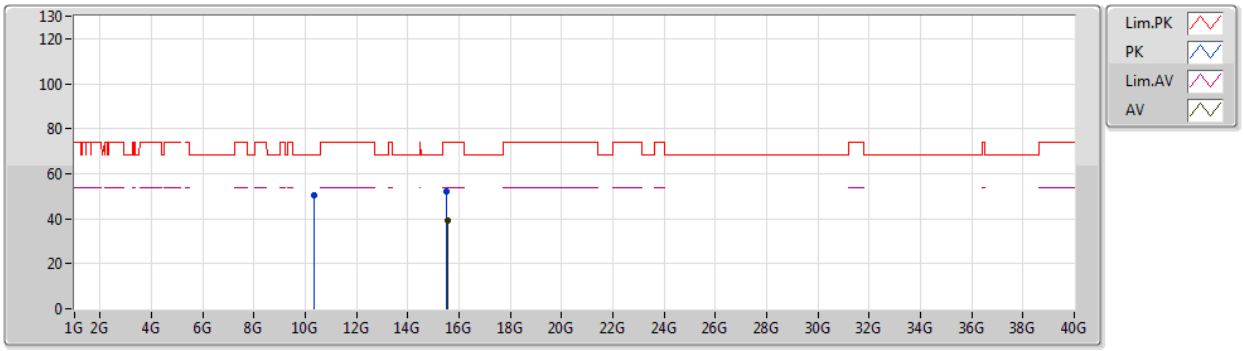

Type	Freq	Level	Limit	Margin	Factor	Dist	Condition	Azimuth	Height	Comment	Raw	AF	CL	PA
	(Hz)	(dBuV/m)	(dBuV/m)	(dB)	(dB)	(m)		(°)	(m)		(dBuV)	(dB)	(dB)	(dB)
AV	15.53532G	38.97	54.00	-15.03	-1.35	3	Horizontal	180	1.50	-	40.32	38.82	12.81	52.98
PK	10.36582G	50.60	68.20	-17.60	-4.76	3	Horizontal	0	1.86	-	55.36	39.38	10.33	54.47
PK	15.52644G	52.03	74.00	-21.97	-1.33	3	Horizontal	180	1.50	-	53.36	38.85	12.79	52.97

802.11a_Nss1,(6Mbps)_1TX

5200MHz_TX

10/02/2020

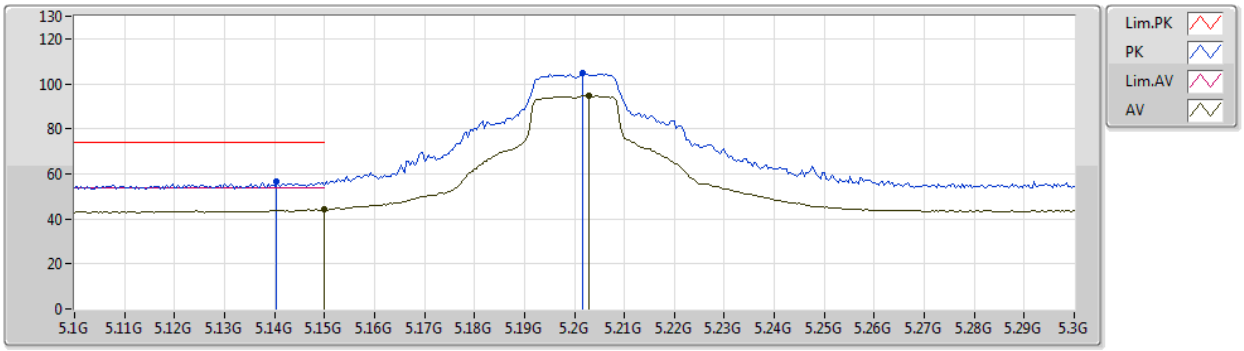

Type	Freq	Level	Limit	Margin	Factor	Dist	Condition	Azimuth	Height	Comment	Raw	AF	CL	PA
	(Hz)	(dBuV/m)	(dBuV/m)	(dB)	(dB)	(m)		(°)	(m)		(dBuV)	(dB)	(dB)	(dB)
AV	5.15G	44.23	54.00	-9.77	4.97	3	Vertical	18	2.60	-	39.26	31.76	7.04	33.83
AV	5.2028G	94.58	Inf	-Inf	5.03	3	Vertical	18	2.60	-	89.55	31.78	7.10	33.85
PK	5.1404G	56.49	74.00	-17.51	4.95	3	Vertical	18	2.60	-	51.54	31.76	7.02	33.83
PK	5.2016G	104.57	Inf	-Inf	5.03	3	Vertical	18	2.60	-	99.54	31.78	7.10	33.85

802.11a_Nss1,(6Mbps)_1TX

5200MHz_TX

10/02/2020

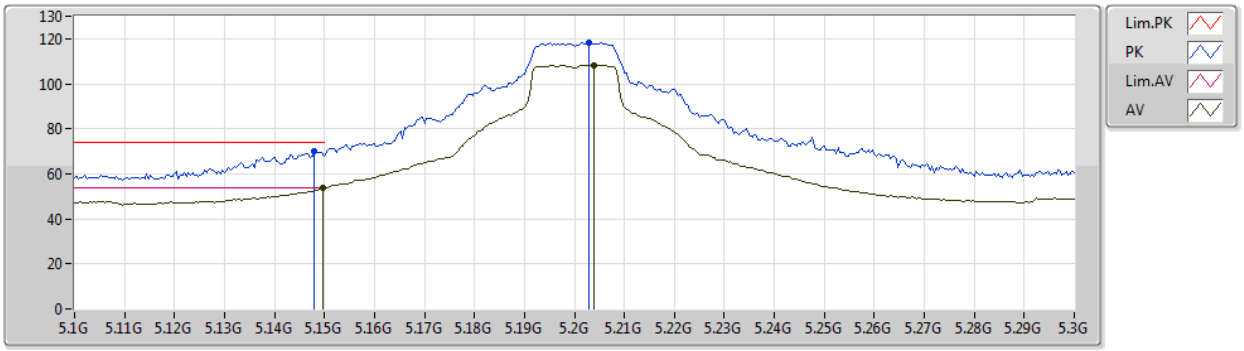

Type	Freq	Level	Limit	Margin	Factor	Dist	Condition	Azimuth	Height	Comment	Raw	AF	CL	PA
	(Hz)	(dBuV/m)	(dBuV/m)	(dB)	(dB)	(m)		(°)	(m)		(dBuV)	(dB)	(dB)	(dB)
AV	5.1496G	53.52	54.00	-0.48	4.97	3	Horizontal	11	2.08	-	48.55	31.76	7.04	33.83
AV	5.204G	108.37	Inf	-Inf	5.03	3	Horizontal	11	2.08	-	103.34	31.78	7.10	33.85
PK	5.148G	69.89	74.00	-4.11	4.96	3	Horizontal	11	2.08	-	64.93	31.76	7.03	33.83
PK	5.2028G	118.35	Inf	-Inf	5.03	3	Horizontal	11	2.08	-	113.32	31.78	7.10	33.85

802.11a_Nss1,(6Mbps)_1TX

5200MHz_TX

10/02/2020

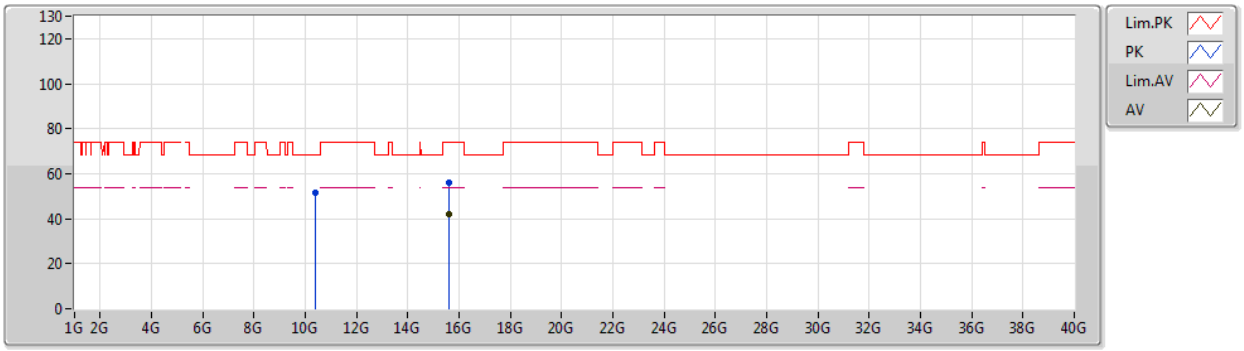

Type	Freq	Level	Limit	Margin	Factor	Dist	Condition	Azimuth	Height	Comment	Raw	AF	CL	PA
	(Hz)	(dBuV/m)	(dBuV/m)	(dB)	(dB)	(m)		(°)	(m)		(dBuV)	(dB)	(dB)	(dB)
AV	15.60084G	42.00	54.00	-12.00	-1.56	3	Vertical	353	1.49	-	43.56	38.58	12.91	53.05
PK	10.39424G	51.75	68.20	-16.45	-4.72	3	Vertical	360	2.86	-	56.47	39.41	10.33	54.46
PK	15.60318G	56.24	74.00	-17.76	-1.58	3	Vertical	353	1.49	-	57.82	38.57	12.91	53.06

802.11a_Nss1,(6Mbps)_1TX

5200MHz_TX

10/02/2020

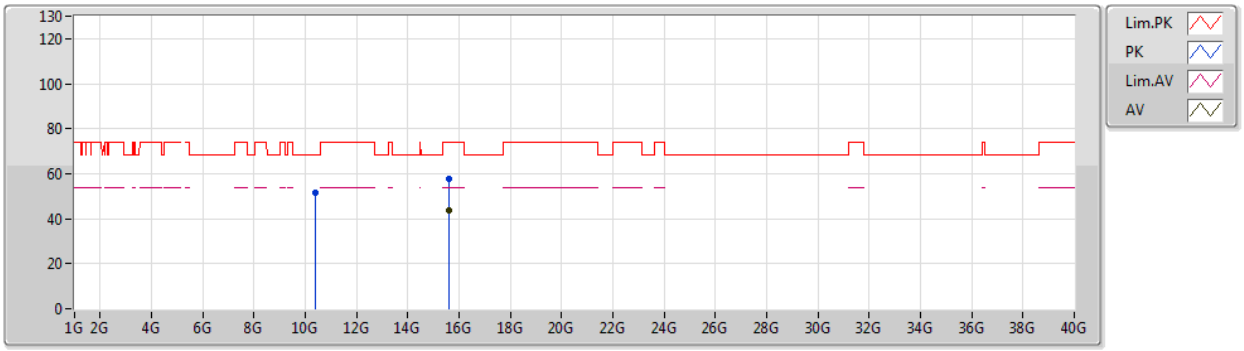

Type	Freq	Level	Limit	Margin	Factor	Dist	Condition	Azimuth	Height	Comment	Raw	AF	CL	PA
	(Hz)	(dBuV/m)	(dBuV/m)	(dB)	(dB)	(m)		(°)	(m)		(dBuV)	(dB)	(dB)	(dB)
AV	15.60156G	43.87	54.00	-10.13	-1.57	3	Horizontal	44	1.79	-	45.44	38.57	12.91	53.05
PK	10.40042G	51.51	68.20	-16.69	-4.69	3	Horizontal	340	1.00	-	56.20	39.42	10.34	54.45
PK	15.59352G	57.56	74.00	-16.44	-1.54	3	Horizontal	44	1.79	-	59.10	38.60	12.90	53.04

802.11a_Nss1,(6Mbps)_1TX

5240MHz_TX

10/02/2020

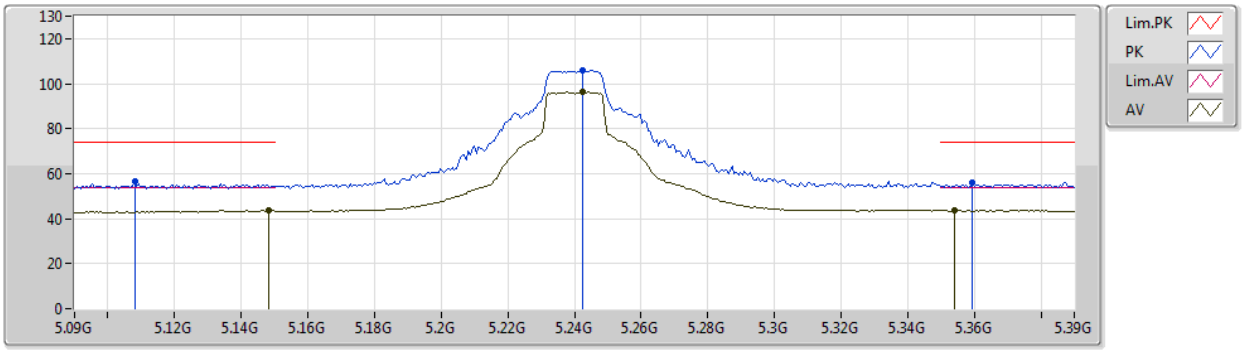

Type	Freq	Level	Limit	Margin	Factor	Dist	Condition	Azimuth	Height	Comment	Raw	AF	CL	PA
	(Hz)	(dBuV/m)	(dBuV/m)	(dB)	(dB)	(m)		(°)	(m)		(dBuV)	(dB)	(dB)	(dB)
AV	5.1482G	43.70	54.00	-10.30	4.96	3	Vertical	17	2.71	-	38.74	31.76	7.03	33.83
AV	5.2424G	96.33	Inf	-Inf	5.09	3	Vertical	17	2.71	-	91.24	31.80	7.15	33.86
AV	5.354G	43.72	54.00	-10.28	5.24	3	Vertical	17	2.71	-	38.48	31.84	7.29	33.89
PK	5.108G	56.32	74.00	-17.68	4.90	3	Vertical	17	2.71	-	51.42	31.74	6.98	33.82
PK	5.2424G	106.15	Inf	-Inf	5.09	3	Vertical	17	2.71	-	101.06	31.80	7.15	33.86
PK	5.3594G	56.30	74.00	-17.70	5.25	3	Vertical	17	2.71	-	51.05	31.84	7.30	33.89

802.11a_Nss1,(6Mbps)_1TX

5240MHz_TX

10/02/2020

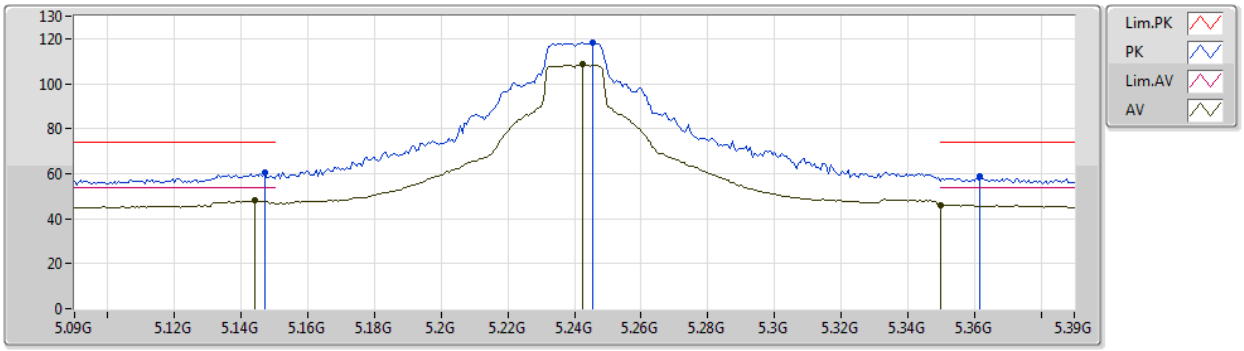

Type	Freq	Level	Limit	Margin	Factor	Dist	Condition	Azimuth	Height	Comment	Raw	AF	CL	PA
	(Hz)	(dBuV/m)	(dBuV/m)	(dB)	(dB)	(m)		(°)	(m)		(dBuV)	(dB)	(dB)	(dB)
AV	5.144G	48.05	54.00	-5.95	4.96	3	Horizontal	16	1.73	-	43.09	31.76	7.03	33.83
AV	5.2424G	108.46	Inf	-Inf	5.09	3	Horizontal	16	1.73	-	103.37	31.80	7.15	33.86
AV	5.35G	46.10	54.00	-7.90	5.24	3	Horizontal	16	1.73	-	40.86	31.84	7.29	33.89
PK	5.147G	60.31	74.00	-13.69	4.96	3	Horizontal	16	1.73	-	55.35	31.76	7.03	33.83
PK	5.2454G	117.99	Inf	-Inf	5.10	3	Horizontal	16	1.73	-	112.89	31.80	7.16	33.86
PK	5.3618G	58.60	74.00	-15.40	5.25	3	Horizontal	16	1.73	-	53.35	31.84	7.30	33.89

802.11a_Nss1,(6Mbps)_1TX

5240MHz_TX

10/02/2020

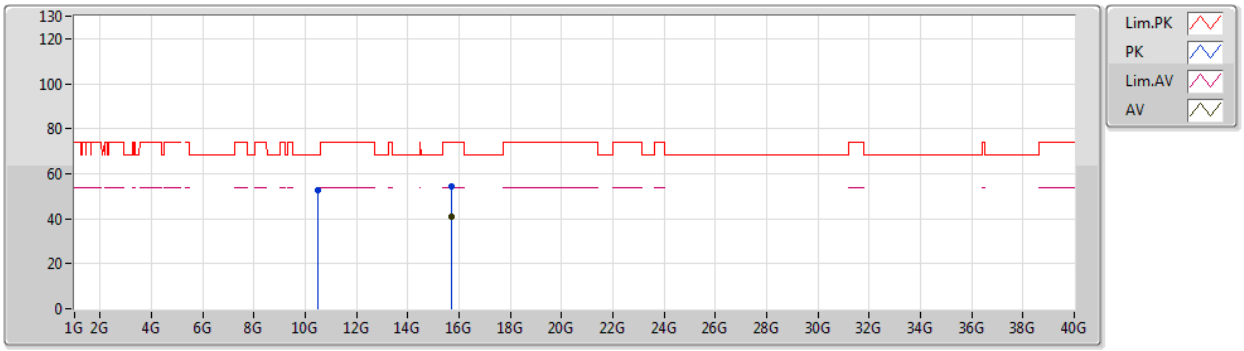

Type	Freq	Level	Limit	Margin	Factor	Dist	Condition	Azimuth	Height	Comment	Raw	AF	CL	PA
	(Hz)	(dBuV/m)	(dBuV/m)	(dB)	(dB)	(m)		(°)	(m)		(dBuV)	(dB)	(dB)	(dB)
AV	15.7152G	41.16	54.00	-12.84	-1.94	3	Vertical	337	1.49	-	43.10	38.15	13.09	53.18
PK	10.47604G	52.76	68.20	-15.44	-4.55	3	Vertical	319	3.00	-	57.31	39.52	10.35	54.42
PK	15.71958G	54.58	74.00	-19.42	-1.95	3	Vertical	337	1.49	-	56.53	38.14	13.10	53.19

802.11a_Nss1,(6Mbps)_1TX

5240MHz_TX

10/02/2020

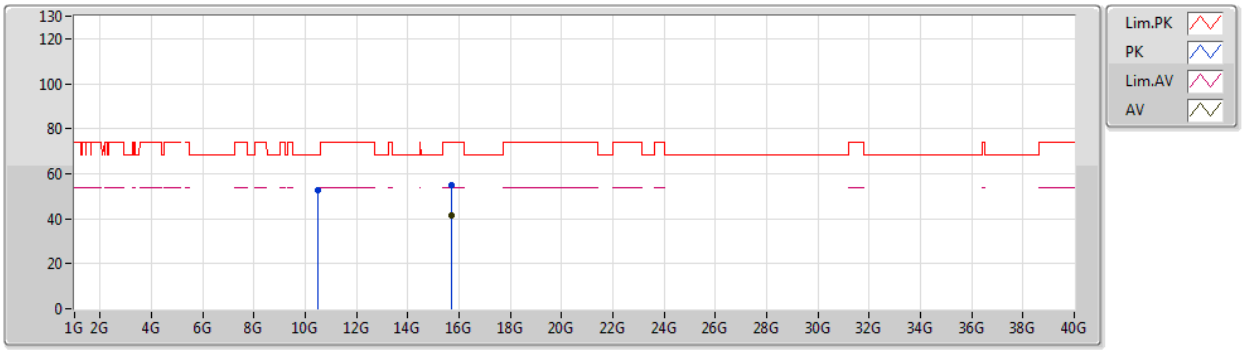

Type	Freq	Level	Limit	Margin	Factor	Dist	Condition	Azimuth	Height	Comment	Raw	AF	CL	PA
	(Hz)	(dBuV/m)	(dBuV/m)	(dB)	(dB)	(m)		(°)	(m)		(dBuV)	(dB)	(dB)	(dB)
AV	15.71754G	41.51	54.00	-12.49	-1.94	3	Horizontal	52	1.49	-	43.45	38.15	13.09	53.18
PK	10.48144G	52.41	68.20	-15.79	-4.54	3	Horizontal	335	1.26	-	56.95	39.53	10.35	54.42
PK	15.71346G	54.74	74.00	-19.26	-1.93	3	Horizontal	52	1.49	-	56.67	38.16	13.09	53.18

802.11a_Nss1,(6Mbps)_1TX

5260MHz_TX

10/02/2020

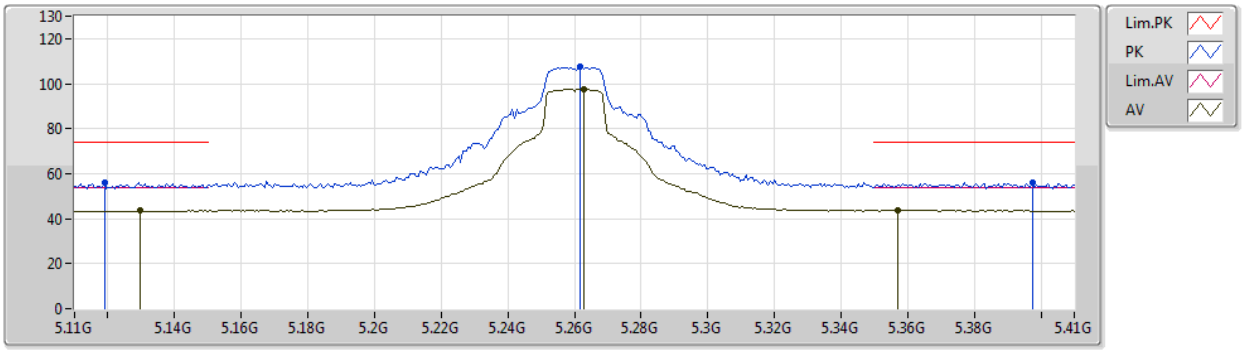

Type	Freq	Level	Limit	Margin	Factor	Dist	Condition	Azimuth	Height	Comment	Raw	AF	CL	PA
	(Hz)	(dBuV/m)	(dBuV/m)	(dB)	(dB)	(m)		(°)	(m)		(dBuV)	(dB)	(dB)	(dB)
AV	5.1298G	43.62	54.00	-10.38	4.93	3	Vertical	14	3.00	-	38.69	31.75	7.01	33.83
AV	5.263G	97.76	Inf	-Inf	5.13	3	Vertical	14	3.00	-	92.63	31.81	7.18	33.86
AV	5.3572G	43.91	54.00	-10.09	5.25	3	Vertical	14	3.00	-	38.66	31.84	7.30	33.89
PK	5.119G	55.94	74.00	-18.06	4.92	3	Vertical	14	3.00	-	51.02	31.75	7.00	33.83
PK	5.2618G	107.76	Inf	-Inf	5.12	3	Vertical	14	3.00	-	102.64	31.80	7.18	33.86
PK	5.3974G	56.20	74.00	-17.80	5.31	3	Vertical	14	3.00	-	50.89	31.86	7.35	33.90

802.11a_Nss1,(6Mbps)_1TX

5260MHz_TX

10/02/2020

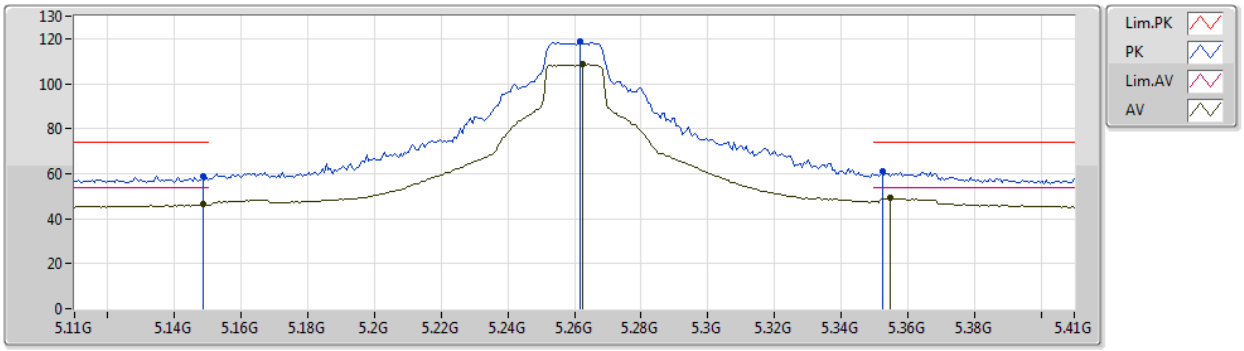

Type	Freq	Level	Limit	Margin	Factor	Dist	Condition	Azimuth	Height	Comment	Raw	AF	CL	PA
	(Hz)	(dBuV/m)	(dBuV/m)	(dB)	(dB)	(m)		(°)	(m)		(dBuV)	(dB)	(dB)	(dB)
AV	5.1484G	46.28	54.00	-7.72	4.96	3	Horizontal	13	1.88	-	41.32	31.76	7.03	33.83
AV	5.2624G	108.57	Inf	-Inf	5.12	3	Horizontal	13	1.88	-	103.45	31.80	7.18	33.86
AV	5.3548G	49.07	54.00	-4.93	5.24	3	Horizontal	13	1.88	-	43.83	31.84	7.29	33.89
PK	5.1484G	58.92	74.00	-15.08	4.96	3	Horizontal	13	1.88	-	53.96	31.76	7.03	33.83
PK	5.2618G	118.54	Inf	-Inf	5.12	3	Horizontal	13	1.88	-	113.42	31.80	7.18	33.86
PK	5.3524G	61.15	74.00	-12.85	5.24	3	Horizontal	13	1.88	-	55.91	31.84	7.29	33.89

802.11a_Nss1,(6Mbps)_1TX

5260MHz_TX

10/02/2020

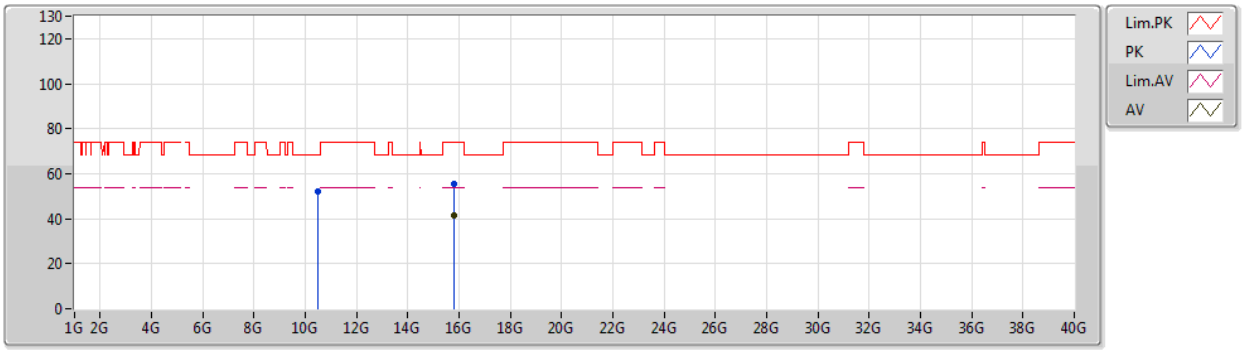

Type	Freq	Level	Limit	Margin	Factor	Dist	Condition	Azimuth	Height	Comment	Raw	AF	CL	PA
	(Hz)	(dBuV/m)	(dBuV/m)	(dB)	(dB)	(m)		(°)	(m)		(dBuV)	(dB)	(dB)	(dB)
AV	15.7815G	41.70	54.00	-12.30	-2.16	3	Vertical	333	1.65	-	43.86	37.91	13.19	53.26
PK	10.51454G	51.92	68.20	-16.28	-4.48	3	Vertical	319	3.00	-	56.40	39.57	10.36	54.41
PK	15.77952G	55.39	74.00	-18.61	-2.14	3	Vertical	333	1.65	-	57.53	37.92	13.19	53.25

802.11a_Nss1,(6Mbps)_1TX

5260MHz_TX

10/02/2020

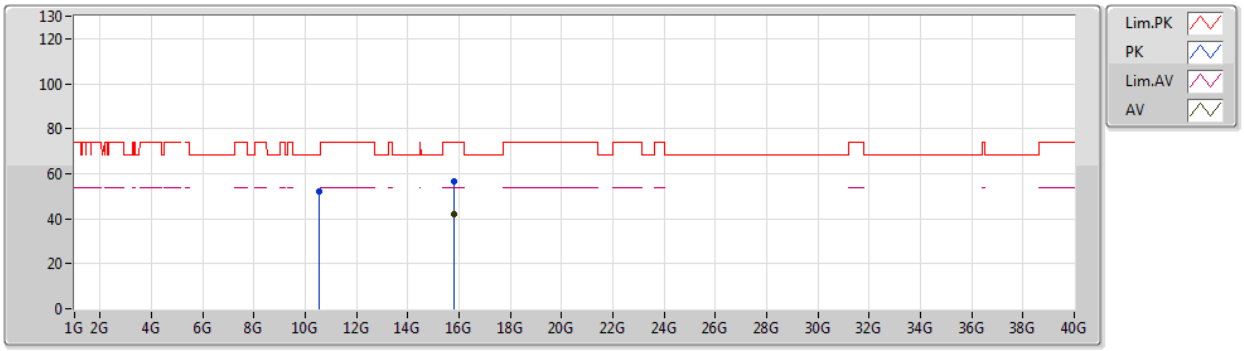

Type	Freq	Level	Limit	Margin	Factor	Dist	Condition	Azimuth	Height	Comment	Raw	AF	CL	PA
	(Hz)	(dBuV/m)	(dBuV/m)	(dB)	(dB)	(m)		(°)	(m)		(dBuV)	(dB)	(dB)	(dB)
AV	15.7815G	42.05	54.00	-11.95	-2.16	3	Horizontal	313	1.35	-	44.21	37.91	13.19	53.26
PK	10.51814G	52.04	68.20	-16.16	-4.48	3	Horizontal	334	1.24	-	56.52	39.57	10.36	54.41
PK	15.7797G	56.67	74.00	-17.33	-2.14	3	Horizontal	313	1.35	-	58.81	37.92	13.19	53.25

802.11a_Nss1,(6Mbps)_1TX

5300MHz_TX

10/02/2020

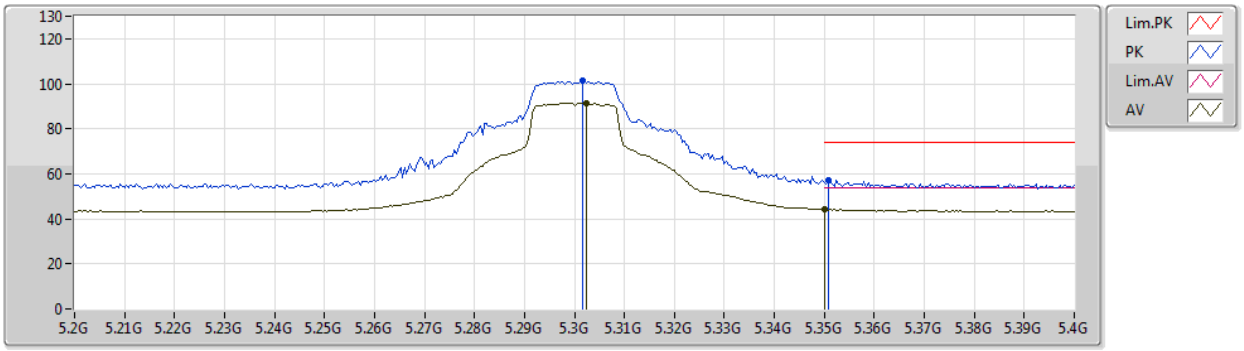

Type	Freq	Level	Limit	Margin	Factor	Dist	Condition	Azimuth	Height	Comment	Raw	AF	CL	PA
	(Hz)	(dBuV/m)	(dBuV/m)	(dB)	(dB)	(m)		(°)	(m)		(dBuV)	(dB)	(dB)	(dB)
AV	5.3024G	91.37	Inf	-Inf	5.18	3	Vertical	34	2.94	-	86.19	31.82	7.23	33.87
AV	5.35G	44.19	54.00	-9.81	5.25	3	Vertical	34	2.94	-	38.94	31.84	7.29	33.88
PK	5.3016G	101.36	Inf	-Inf	5.18	3	Vertical	34	2.94	-	96.18	31.82	7.23	33.87
PK	5.3508G	56.91	74.00	-17.09	5.24	3	Vertical	34	2.94	-	51.67	31.84	7.29	33.89

802.11a_Nss1,(6Mbps)_1TX

5300MHz_TX

10/02/2020

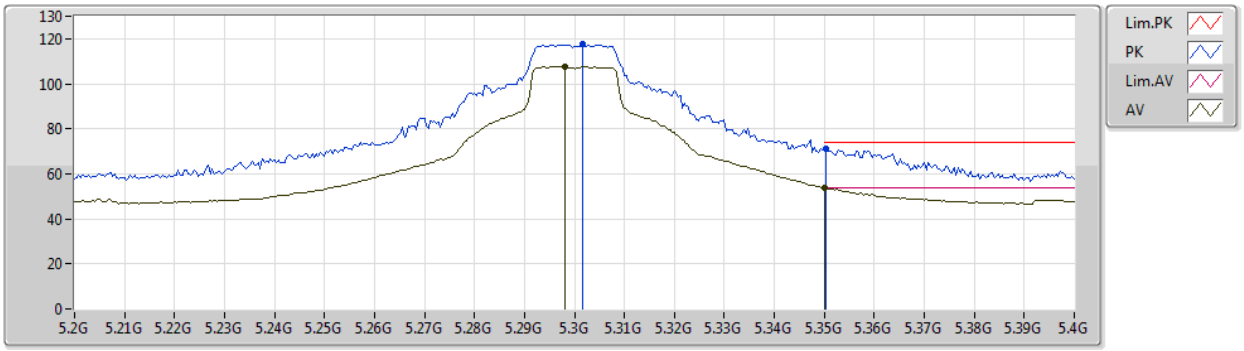

Type	Freq	Level	Limit	Margin	Factor	Dist	Condition	Azimuth	Height	Comment	Raw	AF	CL	PA
	(Hz)	(dBuV/m)	(dBuV/m)	(dB)	(dB)	(m)		(°)	(m)		(dBuV)	(dB)	(dB)	(dB)
AV	5.298G	107.73	Inf	-Inf	5.17	3	Horizontal	16	1.48	-	102.56	31.82	7.22	33.87
AV	5.35G	53.86	54.00	-0.14	5.25	3	Horizontal	16	1.48	-	48.61	31.84	7.29	33.88
PK	5.3016G	117.52	Inf	-Inf	5.18	3	Horizontal	16	1.48	-	112.34	31.82	7.23	33.87
PK	5.3504G	70.95	74.00	-3.05	5.24	3	Horizontal	16	1.48	-	65.71	31.84	7.29	33.89

802.11a_Nss1,(6Mbps)_1TX

5300MHz_TX

10/02/2020

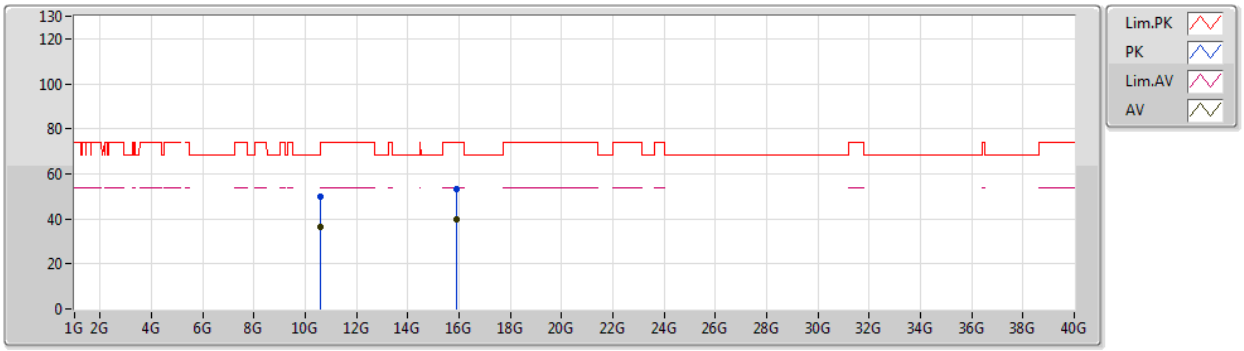

Type	Freq	Level	Limit	Margin	Factor	Dist	Condition	Azimuth	Height	Comment	Raw	AF	CL	PA
	(Hz)	(dBuV/m)	(dBuV/m)	(dB)	(dB)	(m)		(°)	(m)		(dBuV)	(dB)	(dB)	(dB)
AV	10.603G	36.61	54.00	-17.39	-4.38	3	Vertical	320	1.41	-	40.99	39.68	10.37	54.43
AV	15.90024G	39.97	54.00	-14.03	-2.54	3	Vertical	343	1.49	-	42.51	37.47	13.38	53.39
PK	10.59016G	50.14	68.20	-18.06	-4.39	3	Vertical	320	1.41	-	54.53	39.67	10.37	54.43
PK	15.91242G	53.46	74.00	-20.54	-2.58	3	Vertical	343	1.49	-	56.04	37.42	13.40	53.40

802.11a_Nss1,(6Mbps)_1TX

5300MHz_TX

10/02/2020

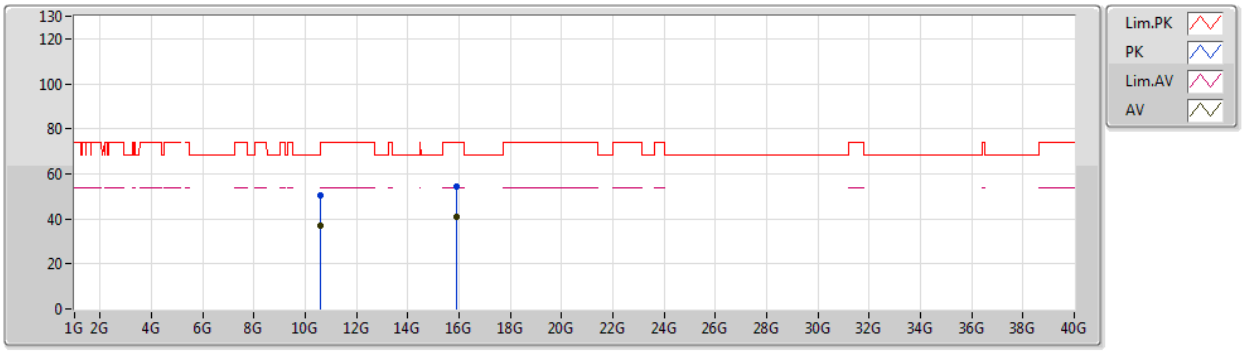

Type	Freq	Level	Limit	Margin	Factor	Dist	Condition	Azimuth	Height	Comment	Raw	AF	CL	PA
	(Hz)	(dBuV/m)	(dBuV/m)	(dB)	(dB)	(m)		(°)	(m)		(dBuV)	(dB)	(dB)	(dB)
AV	10.6015G	36.77	54.00	-17.23	-4.38	3	Horizontal	0	1.49	-	41.15	39.68	10.37	54.43
AV	15.90138G	40.98	54.00	-13.02	-2.55	3	Horizontal	314	1.48	-	43.53	37.46	13.38	53.39
PK	10.58806G	50.25	68.20	-17.95	-4.40	3	Horizontal	0	1.49	-	54.65	39.66	10.37	54.43
PK	15.89958G	54.29	74.00	-19.71	-2.54	3	Horizontal	314	1.48	-	56.83	37.47	13.38	53.39

Level (dBuV/m) = Raw(Read Level) + AF(Antenna Factor) + CL(Cable Loss) - PA(Preamp Factor)

802.11a_Nss1,(6Mbps)_1TX

5320MHz_TX

12/02/2020

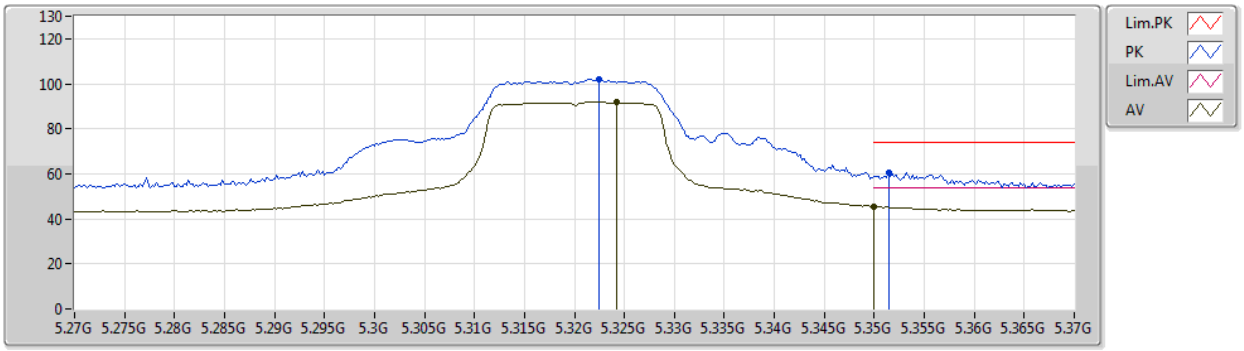

Type	Freq	Level	Limit	Margin	Factor	Dist	Condition	Azimuth	Height	Comment	Raw	AF	CL	PA
	(Hz)	(dBuV/m)	(dBuV/m)	(dB)	(dB)	(m)		(°)	(m)		(dBuV)	(dB)	(dB)	(dB)
AV	5.3242G	92.02	Inf	-Inf	5.21	3	Vertical	60	2.79	-	86.81	31.83	7.26	33.88
AV	5.35G	45.44	54.00	-8.56	5.25	3	Vertical	60	2.79	-	40.19	31.84	7.29	33.88
PK	5.3224G	102.17	Inf	-Inf	5.20	3	Vertical	60	2.79	-	96.97	31.83	7.25	33.88
PK	5.3514G	60.68	74.00	-13.32	5.24	3	Vertical	60	2.79	-	55.44	31.84	7.29	33.89

802.11a_Nss1,(6Mbps)_1TX

5320MHz_TX

12/02/2020

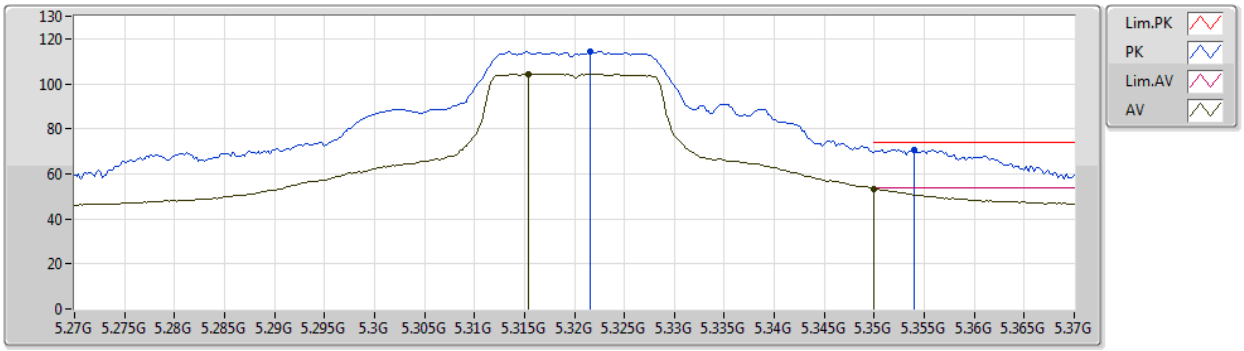

Type	Freq	Level	Limit	Margin	Factor	Dist	Condition	Azimuth	Height	Comment	Raw	AF	CL	PA
	(Hz)	(dBuV/m)	(dBuV/m)	(dB)	(dB)	(m)		(°)	(m)		(dBuV)	(dB)	(dB)	(dB)
AV	5.3154G	104.34	Inf	-Inf	5.20	3	Horizontal	15	1.49	-	99.14	31.83	7.24	33.87
AV	5.35G	53.13	54.00	-0.87	5.25	3	Horizontal	15	1.49	-	47.88	31.84	7.29	33.88
PK	5.3216G	114.56	Inf	-Inf	5.20	3	Horizontal	15	1.49	-	109.36	31.83	7.25	33.88
PK	5.354G	70.85	74.00	-3.15	5.24	3	Horizontal	15	1.49	-	65.61	31.84	7.29	33.89

802.11a_Nss1,(6Mbps)_1TX

5320MHz_TX

12/02/2020

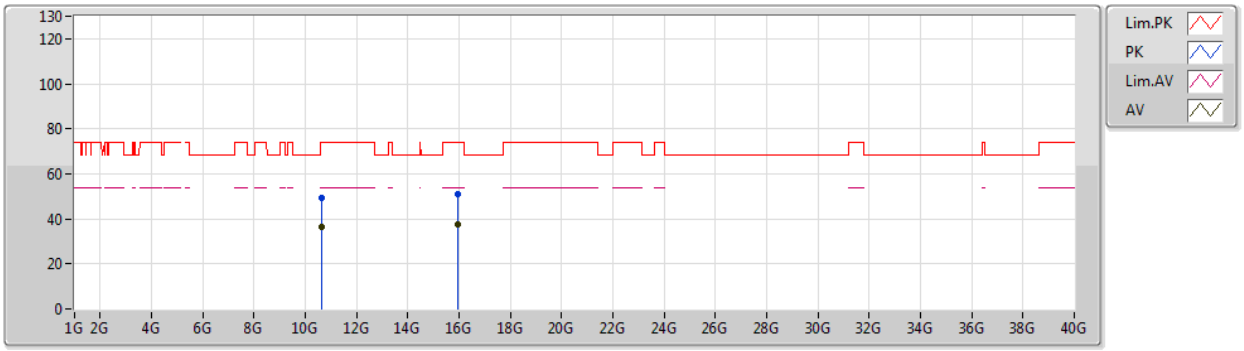

Type	Freq	Level	Limit	Margin	Factor	Dist	Condition	Azimuth	Height	Comment	Raw	AF	CL	PA
	(Hz)	(dBuV/m)	(dBuV/m)	(dB)	(dB)	(m)		(°)	(m)		(dBuV)	(dB)	(dB)	(dB)
AV	10.64348G	36.53	54.00	-17.47	-4.32	3	Vertical	249	1.49	-	40.85	39.74	10.38	54.44
AV	15.95142G	37.37	54.00	-16.63	-2.71	3	Vertical	82	1.53	-	40.08	37.28	13.46	53.45
PK	10.65212G	49.38	74.00	-24.62	-4.31	3	Vertical	249	1.49	-	53.69	39.75	10.38	54.44
PK	15.96726G	50.95	74.00	-23.05	-2.75	3	Vertical	82	1.53	-	53.70	37.22	13.49	53.46

802.11a_Nss1,(6Mbps)_1TX

5320MHz_TX

12/02/2020

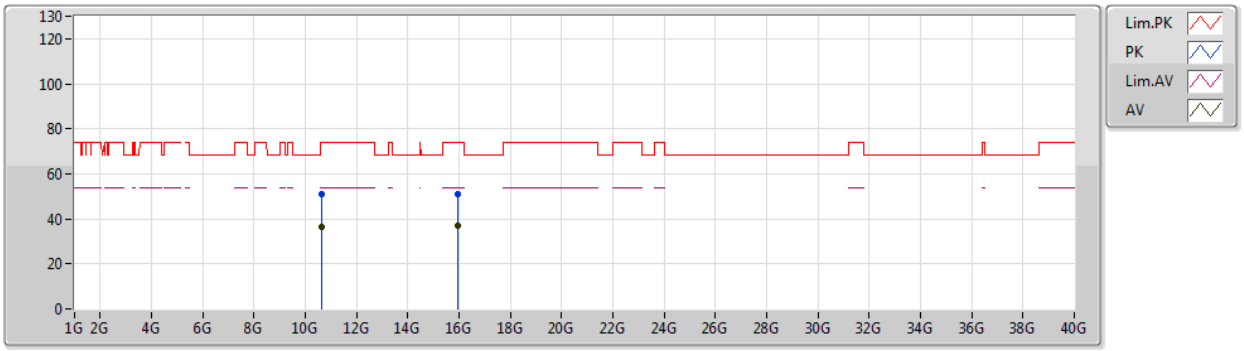

Type	Freq	Level	Limit	Margin	Factor	Dist	Condition	Azimuth	Height	Comment	Raw	AF	CL	PA
	(Hz)	(dBuV/m)	(dBuV/m)	(dB)	(dB)	(m)		(°)	(m)		(dBuV)	(dB)	(dB)	(dB)
AV	10.64018G	36.65	54.00	-17.35	-4.33	3	Horizontal	56	1.02	-	40.98	39.73	10.38	54.44
AV	15.9486G	36.97	54.00	-17.03	-2.69	3	Horizontal	314	1.49	-	39.66	37.29	13.46	53.44
PK	10.6355G	51.03	74.00	-22.97	-4.33	3	Horizontal	56	1.02	-	55.36	39.73	10.38	54.44
PK	15.9618G	50.98	74.00	-23.02	-2.74	3	Horizontal	314	1.49	-	53.72	37.24	13.48	53.46

802.11a_Nss1,(6Mbps)_1TX

5500MHz_TX

11/02/2020

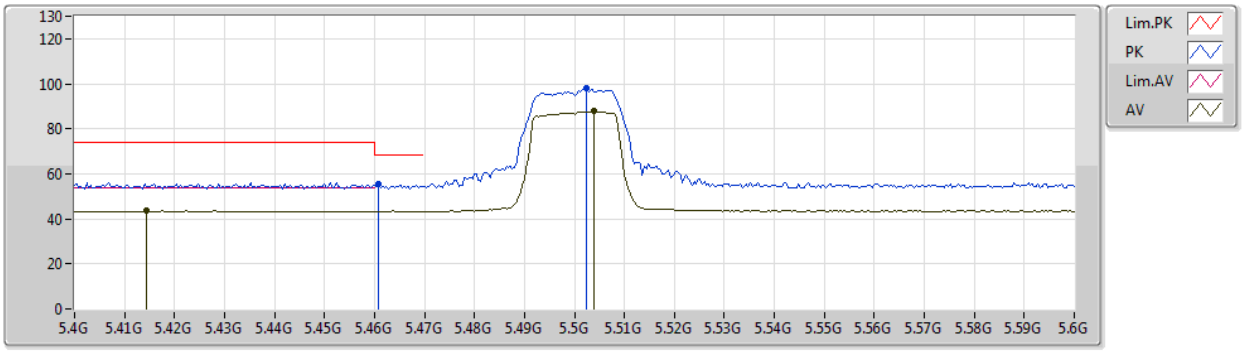

Type	Freq	Level	Limit	Margin	Factor	Dist	Condition	Azimuth	Height	Comment	Raw	AF	CL	PA
	(Hz)	(dBuV/m)	(dBuV/m)	(dB)	(dB)	(m)		(°)	(m)		(dBuV)	(dB)	(dB)	(dB)
AV	5.4144G	43.57	54.00	-10.43	5.34	3	Vertical	13	2.72	-	38.23	31.87	7.37	33.90
AV	5.504G	87.98	Inf	-Inf	5.47	3	Vertical	13	2.72	-	82.51	31.91	7.48	33.92
PK	5.4608G	55.53	68.20	-12.67	5.40	3	Vertical	13	2.72	-	50.13	31.88	7.43	33.91
PK	5.5024G	98.08	Inf	-Inf	5.46	3	Vertical	13	2.72	-	92.62	31.90	7.48	33.92

802.11a_Nss1,(6Mbps)_1TX

5500MHz_TX

11/02/2020

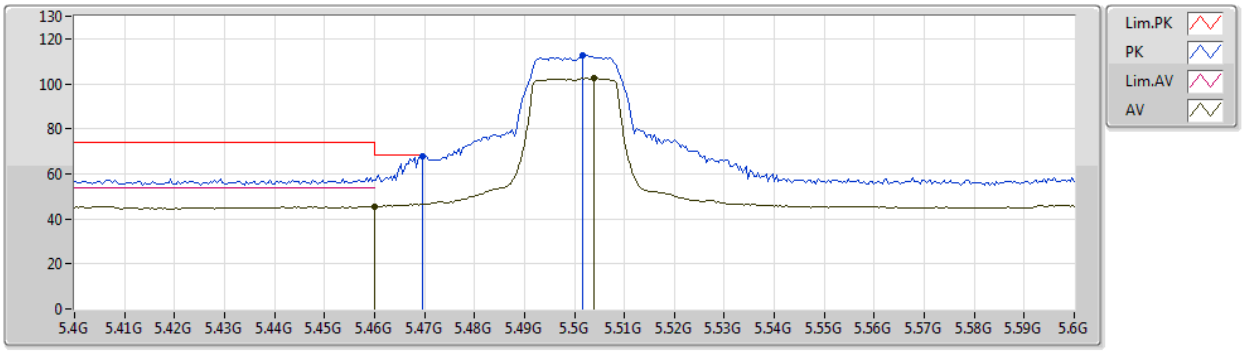

Type	Freq	Level	Limit	Margin	Factor	Dist	Condition	Azimuth	Height	Comment	Raw	AF	CL	PA
	(Hz)	(dBuV/m)	(dBuV/m)	(dB)	(dB)	(m)		(°)	(m)		(dBuV)	(dB)	(dB)	(dB)
AV	5.46G	45.59	54.00	-8.41	5.40	3	Horizontal	349	1.01	-	40.19	31.88	7.43	33.91
AV	5.504G	102.63	Inf	-Inf	5.47	3	Horizontal	349	1.01	-	97.16	31.91	7.48	33.92
PK	5.4696G	67.99	68.20	-0.21	5.42	3	Horizontal	349	1.01	-	62.57	31.89	7.44	33.91
PK	5.5016G	112.72	Inf	-Inf	5.46	3	Horizontal	349	1.01	-	107.26	31.90	7.48	33.92

802.11a_Nss1,(6Mbps)_1TX

5500MHz_TX

11/02/2020

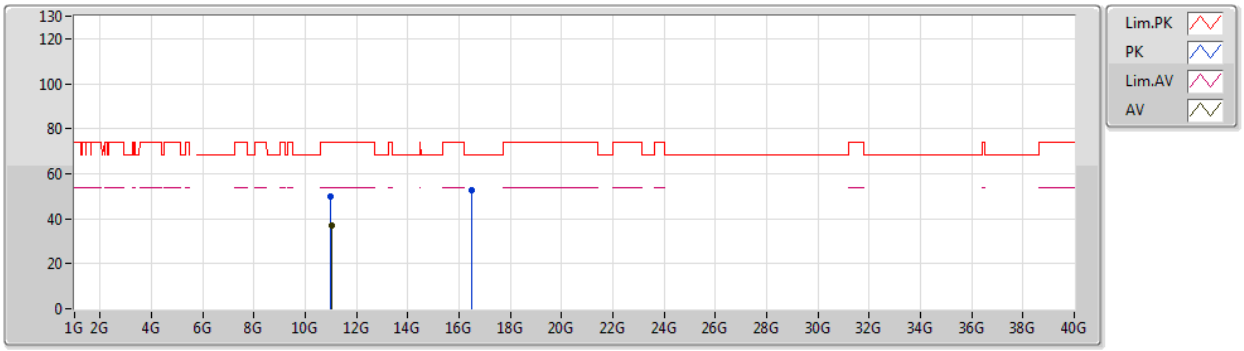

Type	Freq	Level	Limit	Margin	Factor	Dist	Condition	Azimuth	Height	Comment	Raw	AF	CL	PA
	(Hz)	(dBuV/m)	(dBuV/m)	(dB)	(dB)	(m)		(°)	(m)		(dBuV)	(dB)	(dB)	(dB)
AV	11.01422G	36.82	54.00	-17.18	-3.87	3	Vertical	265	1.93	-	40.69	40.18	10.45	54.50
PK	10.99904G	50.12	74.00	-23.88	-3.87	3	Vertical	265	1.93	-	53.99	40.20	10.44	54.51
PK	16.49334G	52.55	68.20	-15.65	-0.03	3	Vertical	53	1.89	-	52.58	38.53	13.69	52.25

802.11a_Nss1,(6Mbps)_1TX

5500MHz_TX

11/02/2020

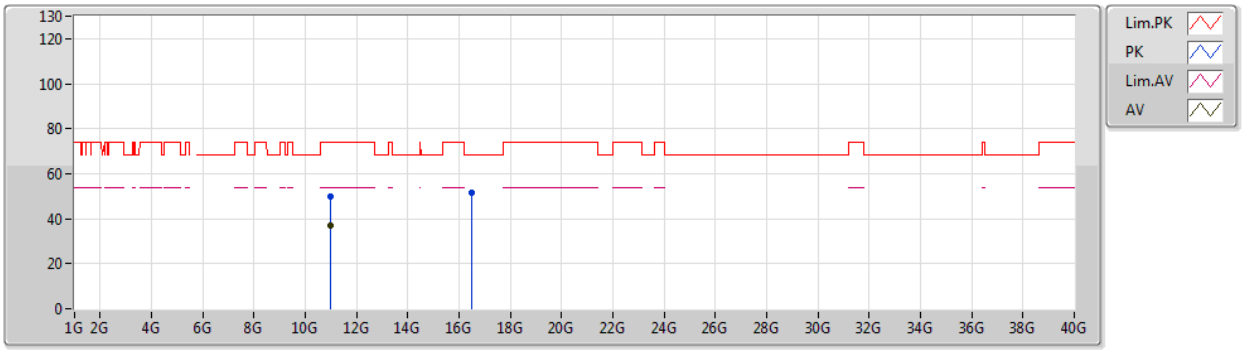

Type	Freq	Level	Limit	Margin	Factor	Dist	Condition	Azimuth	Height	Comment	Raw	AF	CL	PA
	(Hz)	(dBuV/m)	(dBuV/m)	(dB)	(dB)	(m)		(°)	(m)		(dBuV)	(dB)	(dB)	(dB)
AV	10.9937G	36.95	54.00	-17.05	-3.88	3	Horizontal	304	1.99	-	40.83	40.19	10.44	54.51
PK	10.99664G	49.83	74.00	-24.17	-3.87	3	Horizontal	304	1.99	-	53.70	40.20	10.44	54.51
PK	16.48554G	51.50	68.20	-16.70	-0.07	3	Horizontal	354	1.73	-	51.57	38.51	13.69	52.27

802.11a_Nss1,(6Mbps)_1TX

5580MHz_TX

11/02/2020

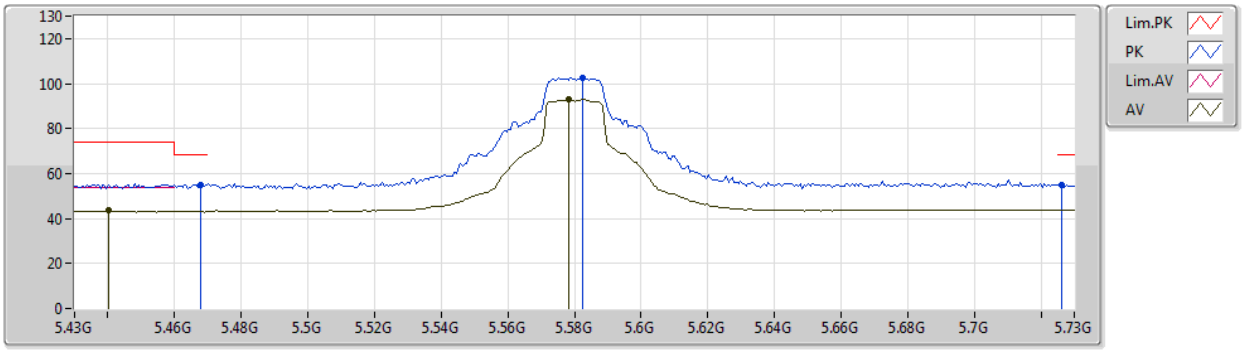

Type	Freq	Level	Limit	Margin	Factor	Dist	Condition	Azimuth	Height	Comment	Raw	AF	CL	PA
	(Hz)	(dBuV/m)	(dBuV/m)	(dB)	(dB)	(m)		(°)	(m)		(dBuV)	(dB)	(dB)	(dB)
AV	5.4402G	43.54	54.00	-10.46	5.37	3	Vertical	74	2.71	-	38.17	31.88	7.40	33.91
AV	5.5782G	92.86	Inf	-Inf	5.60	3	Vertical	74	2.71	-	87.26	32.01	7.53	33.94
PK	5.4678G	55.17	68.20	-13.03	5.42	3	Vertical	74	2.71	-	49.75	31.89	7.44	33.91
PK	5.5824G	102.76	Inf	-Inf	5.61	3	Vertical	74	2.71	-	97.15	32.02	7.53	33.94
PK	5.7264G	55.17	68.20	-13.03	5.88	3	Vertical	74	2.71	-	49.29	32.22	7.62	33.96

802.11a_Nss1,(6Mbps)_1TX

5580MHz_TX

11/02/2020

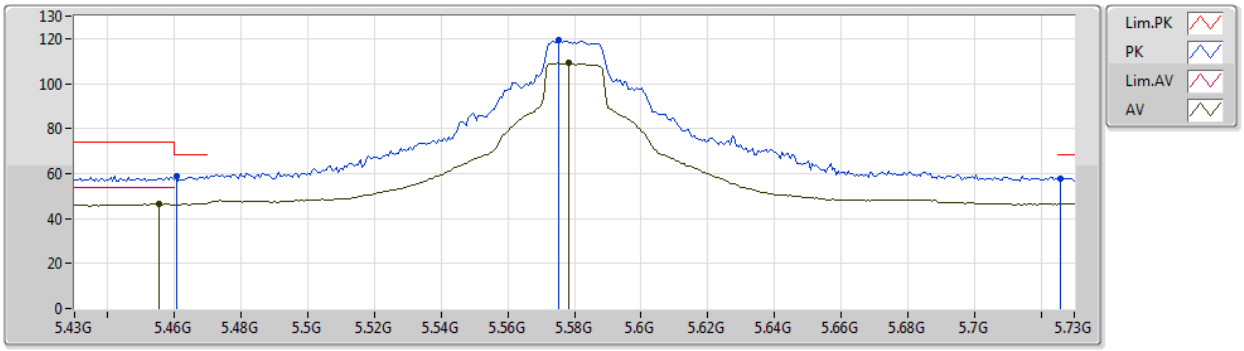

Type	Freq	Level	Limit	Margin	Factor	Dist	Condition	Azimuth	Height	Comment	Raw	AF	CL	PA
	(Hz)	(dBuV/m)	(dBuV/m)	(dB)	(dB)	(m)		(°)	(m)		(dBuV)	(dB)	(dB)	(dB)
AV	5.4552G	46.58	54.00	-7.42	5.39	3	Horizontal	4	2.07	-	41.19	31.88	7.42	33.91
AV	5.5782G	109.16	Inf	-Inf	5.60	3	Horizontal	4	2.07	-	103.56	32.01	7.53	33.94
PK	5.4606G	58.65	68.20	-9.55	5.40	3	Horizontal	4	2.07	-	53.25	31.88	7.43	33.91
PK	5.5752G	119.20	Inf	-Inf	5.59	3	Horizontal	4	2.07	-	113.61	32.01	7.52	33.94
PK	5.7258G	57.92	68.20	-10.28	5.88	3	Horizontal	4	2.07	-	52.04	32.22	7.62	33.96

802.11a_Nss1,(6Mbps)_1TX

5580MHz_TX

11/02/2020

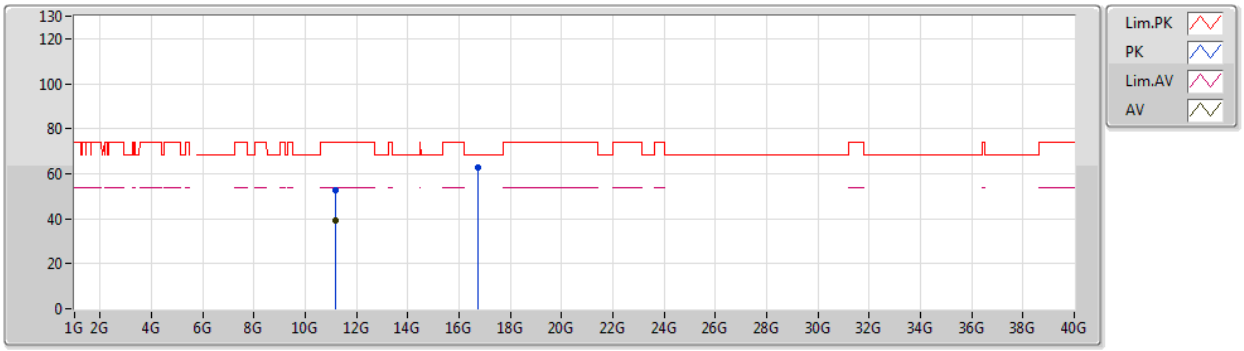

Type	Freq	Level	Limit	Margin	Factor	Dist	Condition	Azimuth	Height	Comment	Raw	AF	CL	PA
	(Hz)	(dBuV/m)	(dBuV/m)	(dB)	(dB)	(m)		(°)	(m)		(dBuV)	(dB)	(dB)	(dB)
AV	11.16156G	39.37	54.00	-14.63	-3.89	3	Vertical	352	1.05	-	43.26	40.01	10.52	54.42
PK	11.1618G	52.78	74.00	-21.22	-3.89	3	Vertical	352	1.05	-	56.67	40.01	10.52	54.42
PK	16.73976G	62.61	68.20	-5.59	0.63	3	Vertical	30	1.41	-	61.98	39.25	13.76	52.38

802.11a_Nss1,(6Mbps)_1TX

5580MHz_TX

11/02/2020

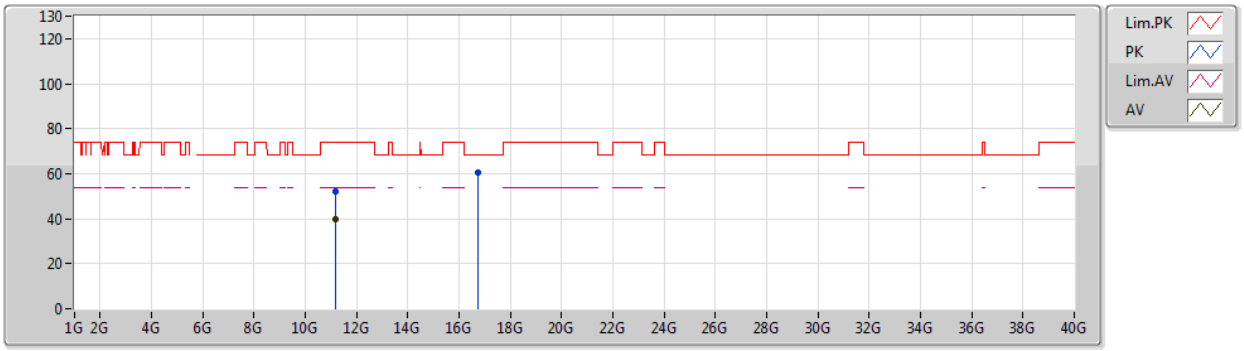

Type	Freq	Level	Limit	Margin	Factor	Dist	Condition	Azimuth	Height	Comment	Raw	AF	CL	PA
	(Hz)	(dBuV/m)	(dBuV/m)	(dB)	(dB)	(m)		(°)	(m)		(dBuV)	(dB)	(dB)	(dB)
AV	11.15862G	39.58	54.00	-14.42	-3.89	3	Horizontal	318	1.28	-	43.47	40.01	10.52	54.42
PK	11.16222G	52.36	74.00	-21.64	-3.89	3	Horizontal	318	1.28	-	56.25	40.01	10.52	54.42
PK	16.73994G	60.29	68.20	-7.91	0.63	3	Horizontal	67	1.49	-	59.66	39.25	13.76	52.38

802.11a_Nss1,(6Mbps)_1TX

5700MHz_TX

11/02/2020

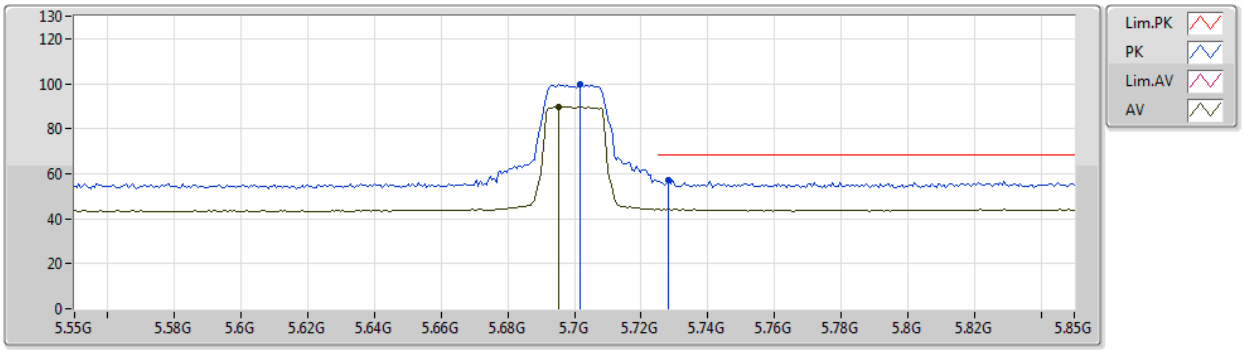

Type	Freq	Level	Limit	Margin	Factor	Dist	Condition	Azimuth	Height	Comment	Raw	AF	CL	PA
	(Hz)	(dBuV/m)	(dBuV/m)	(dB)	(dB)	(m)		(°)	(m)		(dBuV)	(dB)	(dB)	(dB)
AV	5.6952G	89.85	Inf	-Inf	5.82	3	Vertical	17	2.86	-	84.03	32.17	7.60	33.95
PK	5.7018G	99.80	Inf	-Inf	5.84	3	Vertical	17	2.86	-	93.96	32.18	7.61	33.95
PK	5.7282G	57.30	68.20	-10.90	5.88	3	Vertical	17	2.86	-	51.42	32.22	7.62	33.96

802.11a_Nss1,(6Mbps)_1TX

5700MHz_TX

11/02/2020

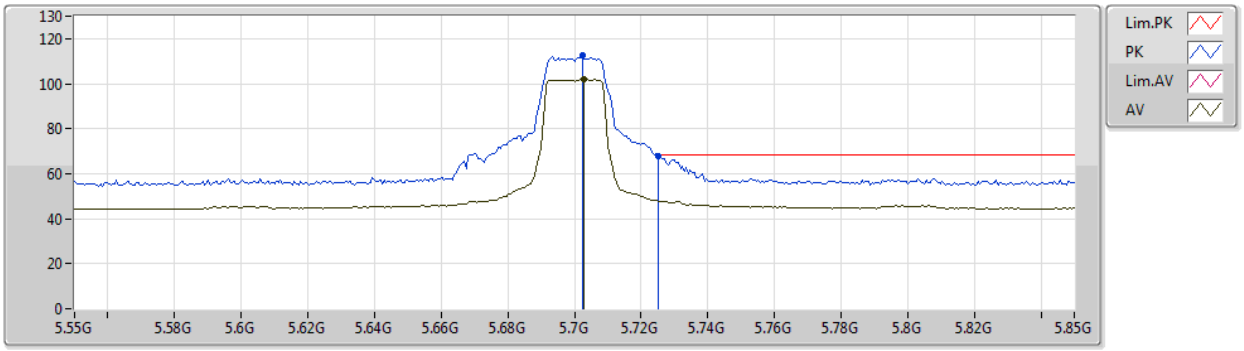

Type	Freq	Level	Limit	Margin	Factor	Dist	Condition	Azimuth	Height	Comment	Raw	AF	CL	PA
	(Hz)	(dBuV/m)	(dBuV/m)	(dB)	(dB)	(m)		(°)	(m)		(dBuV)	(dB)	(dB)	(dB)
PK	5.7024G	112.42	Inf	-Inf	5.84	3	Horizontal	349	1.15	-	106.58	32.18	7.61	33.95
AV	5.703G	101.86	Inf	-Inf	5.84	3	Horizontal	349	1.15	-	96.02	32.18	7.61	33.95
PK	5.7252G	67.91	68.20	-0.29	5.88	3	Horizontal	349	1.15	-	62.03	32.22	7.62	33.96

802.11a_Nss1,(6Mbps)_1TX

5700MHz_TX

11/02/2020

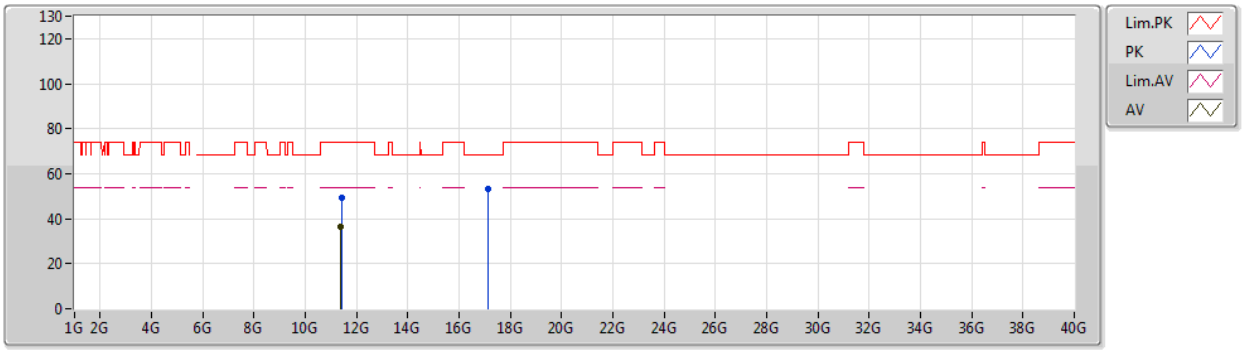

Type	Freq	Level	Limit	Margin	Factor	Dist	Condition	Azimuth	Height	Comment	Raw	AF	CL	PA
	(Hz)	(dBuV/m)	(dBuV/m)	(dB)	(dB)	(m)		(°)	(m)		(dBuV)	(dB)	(dB)	(dB)
AV	11.3952G	36.46	54.00	-17.54	-3.91	3	Vertical	360	1.49	-	40.37	39.73	10.64	54.28
PK	11.40804G	49.55	74.00	-24.45	-3.92	3	Vertical	360	1.49	-	53.47	39.71	10.64	54.27
PK	17.11164G	53.15	68.20	-15.05	2.00	3	Vertical	276	1.69	-	51.15	40.74	13.87	52.61

802.11a_Nss1,(6Mbps)_1TX

5700MHz_TX

11/02/2020

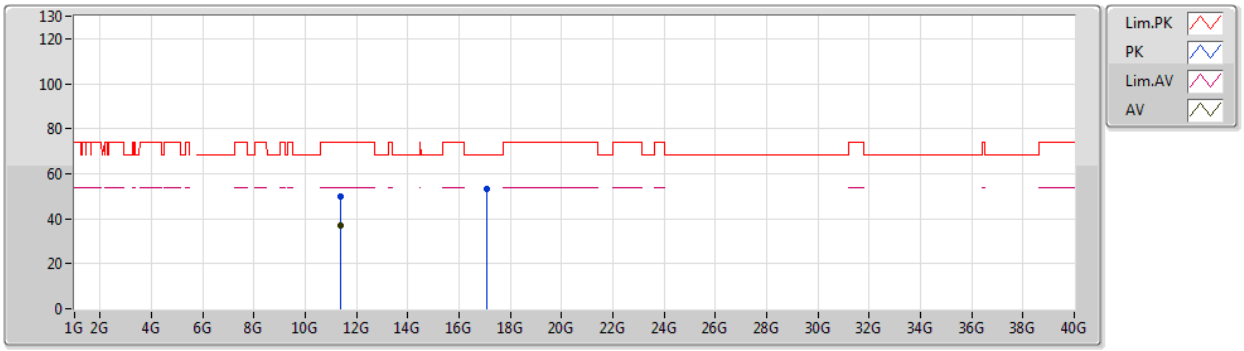

Type	Freq	Level	Limit	Margin	Factor	Dist	Condition	Azimuth	Height	Comment	Raw	AF	CL	PA
	(Hz)	(dBuV/m)	(dBuV/m)	(dB)	(dB)	(m)		(°)	(m)		(dBuV)	(dB)	(dB)	(dB)
AV	11.39982G	36.85	54.00	-17.15	-3.92	3	Horizontal	332	1.23	-	40.77	39.72	10.64	54.28
PK	11.39772G	50.09	74.00	-23.91	-3.92	3	Horizontal	332	1.23	-	54.01	39.72	10.64	54.28
PK	17.09958G	53.24	68.20	-14.96	1.93	3	Horizontal	57	1.49	-	51.31	40.66	13.87	52.60

802.11a_Nss1,(6Mbps)_1TX

5720MHz Straddle 5.47-5.725GHz_TX

11/02/2020

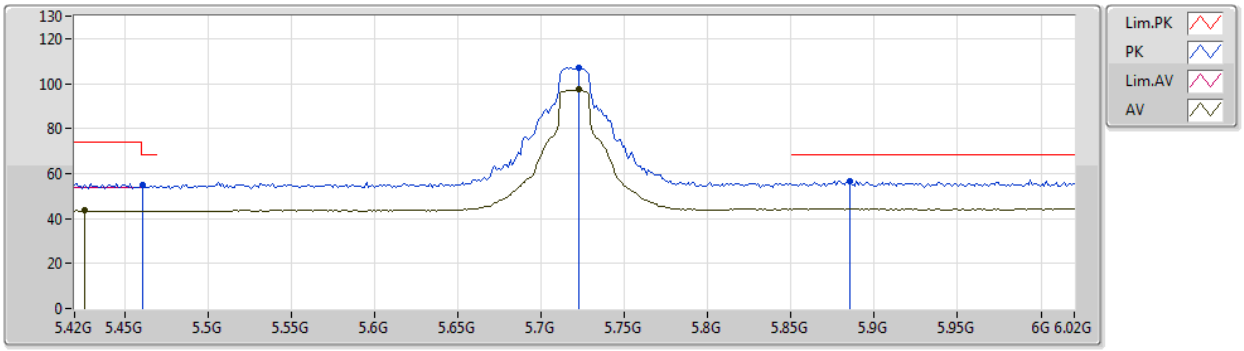

Type	Freq	Level	Limit	Margin	Factor	Dist	Condition	Azimuth	Height	Comment	Raw	AF	CL	PA
	(Hz)	(dBuV/m)	(dBuV/m)	(dB)	(dB)	(m)		(°)	(m)		(dBuV)	(dB)	(dB)	(dB)
AV	5.426G	43.50	54.00	-10.50	5.34	3	Vertical	17	3.00	-	38.16	31.87	7.38	33.91
AV	5.7224G	97.26	Inf	-Inf	5.88	3	Vertical	17	3.00	-	91.38	32.21	7.62	33.95
PK	5.4608G	54.93	68.20	-13.27	5.40	3	Vertical	17	3.00	-	49.53	31.88	7.43	33.91
PK	5.7224G	107.17	Inf	-Inf	5.88	3	Vertical	17	3.00	-	101.29	32.21	7.62	33.95
PK	5.8856G	56.56	68.20	-11.64	6.18	3	Vertical	17	3.00	-	50.38	32.44	7.72	33.98

802.11a_Nss1,(6Mbps)_1TX

11/02/2020

5720MHz Straddle 5.47-5.725GHz_TX

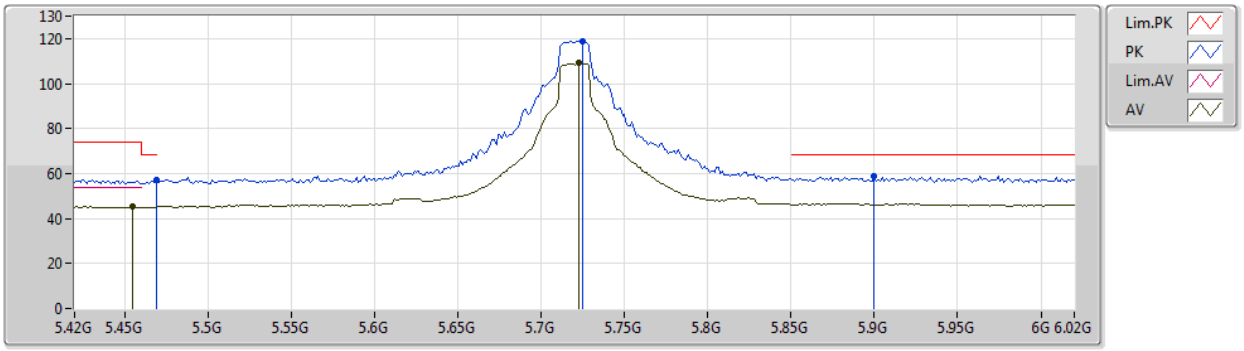

Type	Freq	Level	Limit	Margin	Factor	Dist	Condition	Azimuth	Height	Comment	Raw	AF	CL	PA
	(Hz)	(dBuV/m)	(dBuV/m)	(dB)	(dB)	(m)		(°)	(m)		(dBuV)	(dB)	(dB)	(dB)
AV	5.4548G	45.23	54.00	-8.77	5.39	3	Horizontal	358	2.08	-	39.84	31.88	7.42	33.91
AV	5.7224G	109.05	Inf	-Inf	5.88	3	Horizontal	358	2.08	-	103.17	32.21	7.62	33.95
PK	5.4692G	56.88	68.20	-11.32	5.42	3	Horizontal	358	2.08	-	51.46	31.89	7.44	33.91
PK	5.7248G	118.97	Inf	-Inf	5.88	3	Horizontal	358	2.08	-	113.09	32.21	7.62	33.95
PK	5.9G	59.00	68.20	-9.20	6.21	3	Horizontal	358	2.08	-	52.79	32.46	7.73	33.98

802.11a_Nss1,(6Mbps)_1TX

5720MHz Straddle 5.47-5.725GHz_TX

11/02/2020

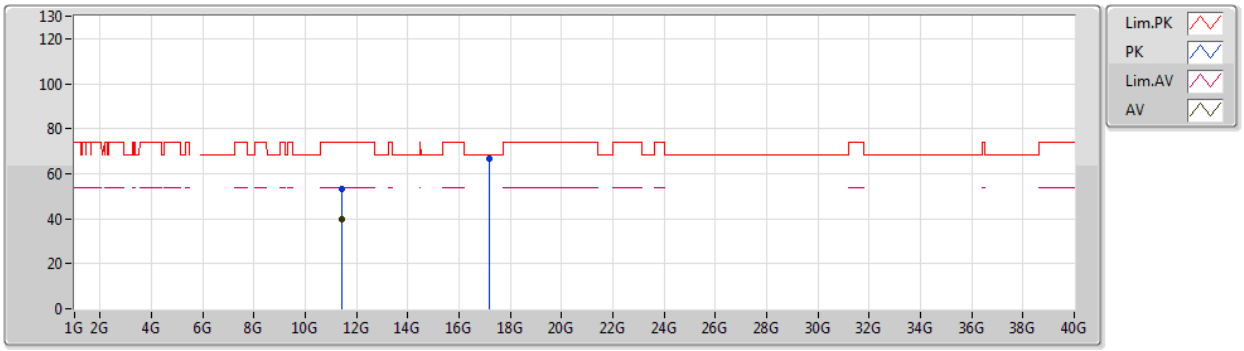

Type	Freq	Level	Limit	Margin	Factor	Dist	Condition	Azimuth	Height	Comment	Raw	AF	CL	PA
	(Hz)	(dBuV/m)	(dBuV/m)	(dB)	(dB)	(m)		(°)	(m)		(dBuV)	(dB)	(dB)	(dB)
AV	11.4406G	39.74	54.00	-14.26	-3.92	3	Vertical	12	1.41	-	43.66	39.67	10.66	54.25
PK	11.43946G	53.13	74.00	-20.87	-3.93	3	Vertical	12	1.41	-	57.06	39.67	10.66	54.26
PK	17.15958G	66.81	68.20	-1.39	2.30	3	Vertical	34	1.49	-	64.51	41.05	13.89	52.64

802.11a_Nss1,(6Mbps)_1TX

5720MHz Straddle 5.47-5.725GHz_TX

11/02/2020

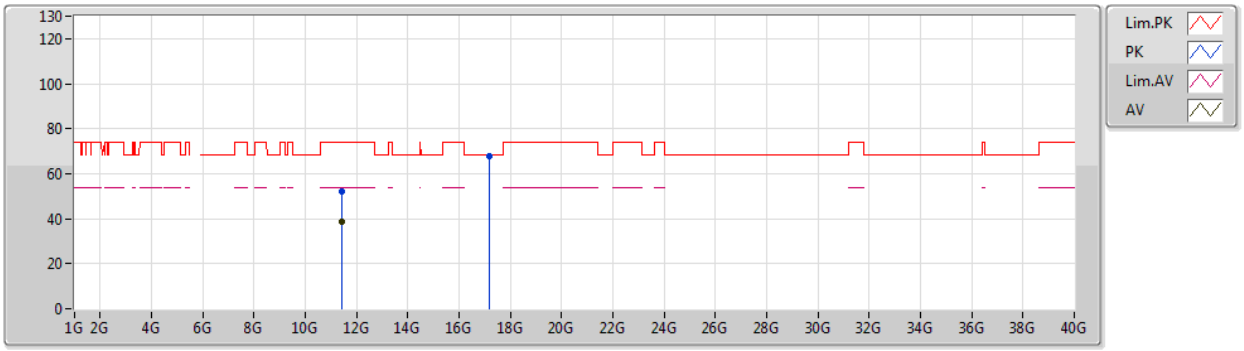

Type	Freq	Level	Limit	Margin	Factor	Dist	Condition	Azimuth	Height	Comment	Raw	AF	CL	PA
	(Hz)	(dBuV/m)	(dBuV/m)	(dB)	(dB)	(m)		(°)	(m)		(dBuV)	(dB)	(dB)	(dB)
AV	11.44276G	38.87	54.00	-15.13	-3.92	3	Horizontal	262	1.50	-	42.79	39.67	10.66	54.25
PK	11.44666G	52.09	74.00	-21.91	-3.93	3	Horizontal	262	1.50	-	56.02	39.66	10.66	54.25
PK	17.15964G	68.07	68.20	-0.13	2.30	3	Horizontal	56	1.57	-	65.77	41.05	13.89	52.64

802.11a_Nss1,(6Mbps)_1TX

5745MHz_TX

11/02/2020

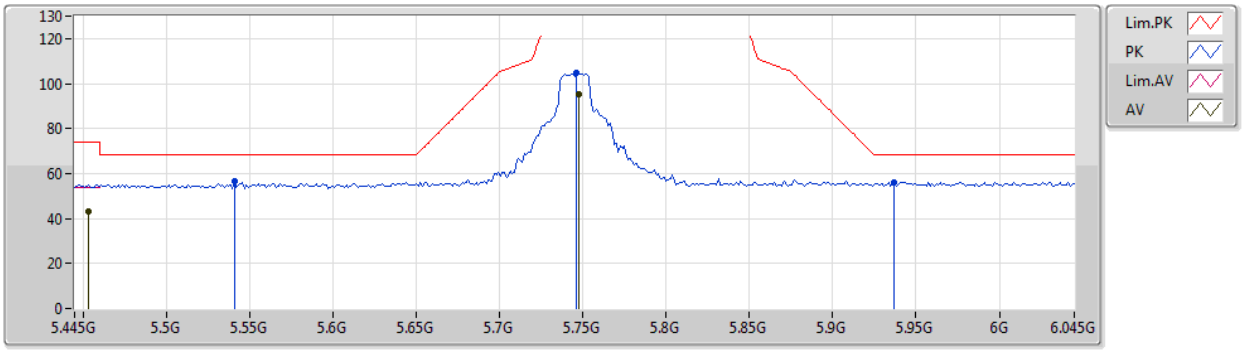

Type	Freq	Level	Limit	Margin	Factor	Dist	Condition	Azimuth	Height	Comment	Raw	AF	CL	PA
	(Hz)	(dBuV/m)	(dBuV/m)	(dB)	(dB)	(m)		(°)	(m)		(dBuV)	(dB)	(dB)	(dB)
AV	5.4534G	43.41	54.00	-10.59	5.39	3	Vertical	18	2.95	-	38.02	31.88	7.42	33.91
AV	5.7474G	95.09	Inf	-Inf	5.93	3	Vertical	18	2.95	-	89.16	32.25	7.64	33.96
PK	5.541G	56.58	68.20	-11.62	5.53	3	Vertical	18	2.95	-	51.05	31.96	7.50	33.93
PK	5.7462G	104.84	Inf	-Inf	5.91	3	Vertical	18	2.95	-	98.93	32.24	7.63	33.96
PK	5.937G	56.09	68.20	-12.11	6.28	3	Vertical	18	2.95	-	49.81	32.51	7.76	33.99

802.11a_Nss1,(6Mbps)_1TX

5745MHz_TX

11/02/2020

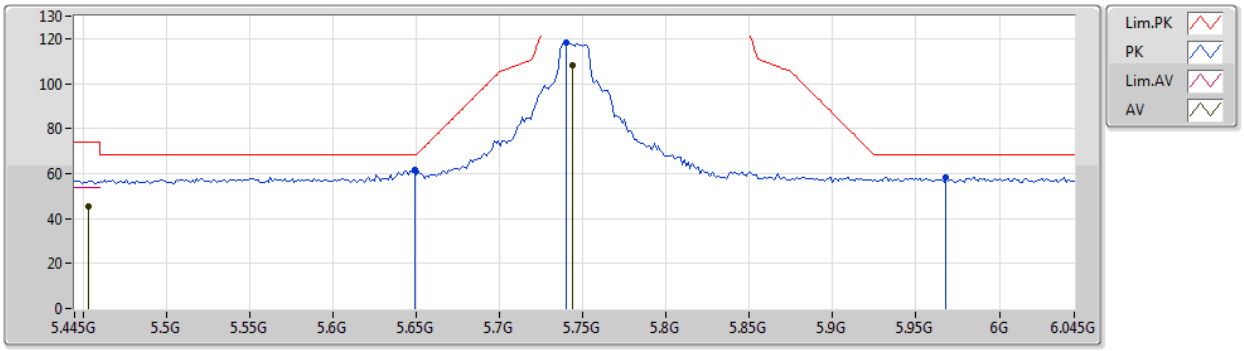

Type	Freq	Level	Limit	Margin	Factor	Dist	Condition	Azimuth	Height	Comment	Raw	AF	CL	PA
	(Hz)	(dBuV/m)	(dBuV/m)	(dB)	(dB)	(m)		(°)	(m)		(dBuV)	(dB)	(dB)	(dB)
AV	5.4534G	45.20	54.00	-8.80	5.39	3	Horizontal	356	2.34	-	39.81	31.88	7.42	33.91
AV	5.7438G	108.18	Inf	-Inf	5.91	3	Horizontal	356	2.34	-	102.27	32.24	7.63	33.96
PK	5.649G	61.67	68.20	-6.53	5.74	3	Horizontal	356	2.34	-	55.93	32.11	7.57	33.94
PK	5.7402G	118.17	Inf	-Inf	5.91	3	Horizontal	356	2.34	-	112.26	32.24	7.63	33.96
PK	5.9682G	58.18	68.20	-10.02	6.35	3	Horizontal	356	2.34	-	51.83	32.56	7.78	33.99

802.11a_Nss1,(6Mbps)_1TX

5745MHz_TX

11/02/2020

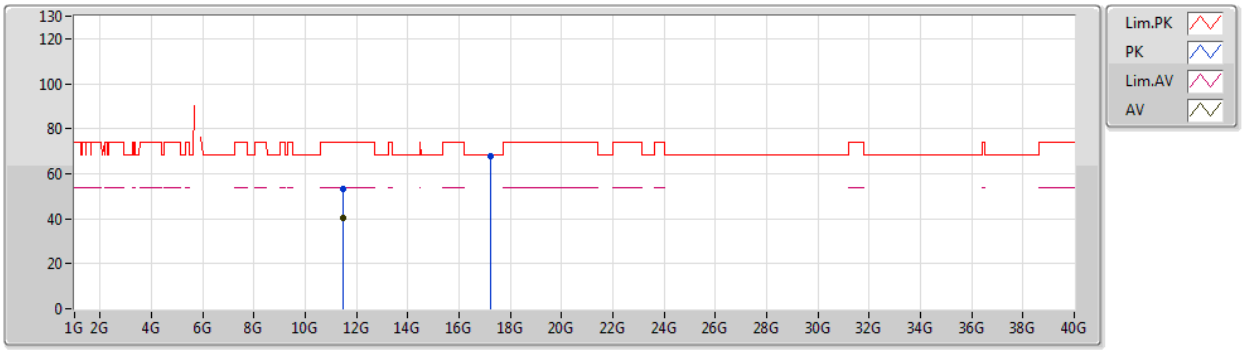

Type	Freq	Level	Limit	Margin	Factor	Dist	Condition	Azimuth	Height	Comment	Raw	AF	CL	PA
	(Hz)	(dBuV/m)	(dBuV/m)	(dB)	(dB)	(m)		(°)	(m)		(dBuV)	(dB)	(dB)	(dB)
AV	11.4906G	40.17	54.00	-13.83	-3.94	3	Vertical	10	1.50	-	44.11	39.61	10.68	54.23
PK	11.48748G	53.29	74.00	-20.71	-3.93	3	Vertical	10	1.50	-	57.22	39.62	10.68	54.23
PK	17.2347G	68.06	68.20	-0.14	2.77	3	Vertical	264	1.44	-	65.29	41.55	13.91	52.69

802.11a_Nss1,(6Mbps)_1TX

5745MHz_TX

11/02/2020

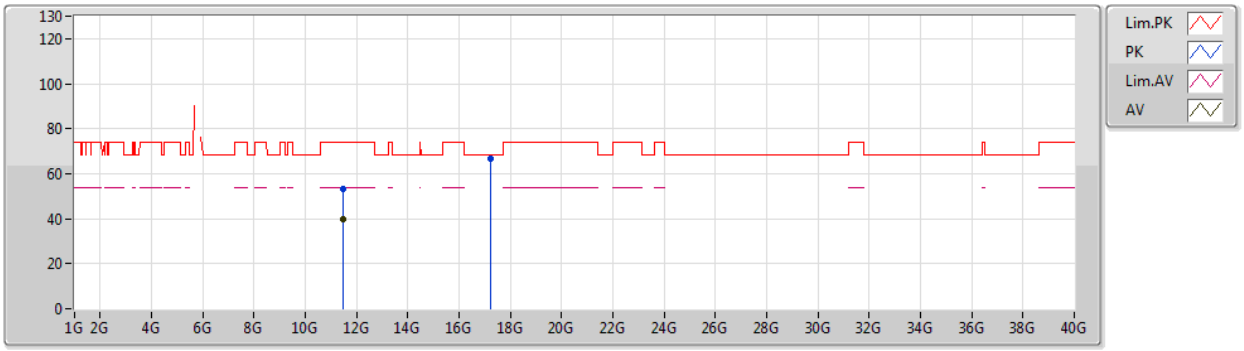

Type	Freq	Level	Limit	Margin	Factor	Dist	Condition	Azimuth	Height	Comment	Raw	AF	CL	PA
	(Hz)	(dBuV/m)	(dBuV/m)	(dB)	(dB)	(m)		(°)	(m)		(dBuV)	(dB)	(dB)	(dB)
AV	11.4906G	39.91	54.00	-14.09	-3.94	3	Horizontal	261	1.47	-	43.85	39.61	10.68	54.23
PK	11.48748G	53.42	74.00	-20.58	-3.93	3	Horizontal	261	1.47	-	57.35	39.62	10.68	54.23
PK	17.23488G	66.62	68.20	-1.58	2.77	3	Horizontal	301	1.49	-	63.85	41.55	13.91	52.69

802.11a_Nss1,(6Mbps)_1TX

5785MHz_TX

10/02/2020

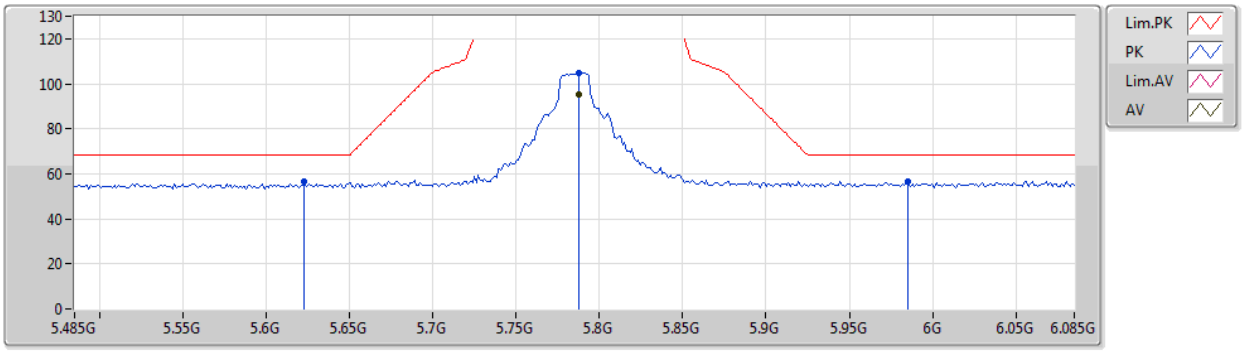

Type	Freq	Level	Limit	Margin	Factor	Dist	Condition	Azimuth	Height	Comment	Raw	AF	CL	PA
	(Hz)	(dBuV/m)	(dBuV/m)	(dB)	(dB)	(m)		(°)	(m)		(dBuV)	(dB)	(dB)	(dB)
AV	5.7874G	95.32	Inf	-Inf	5.99	3	Vertical	19	2.77	-	89.33	32.30	7.66	33.97
PK	5.623G	56.45	68.20	-11.75	5.69	3	Vertical	19	2.77	-	50.76	32.07	7.56	33.94
PK	5.7874G	105.02	Inf	-Inf	5.99	3	Vertical	19	2.77	-	99.03	32.30	7.66	33.97
PK	5.9854G	56.79	68.20	-11.41	6.37	3	Vertical	19	2.77	-	50.42	32.58	7.79	34.00

802.11a_Nss1,(6Mbps)_1TX

5785MHz_TX

10/02/2020

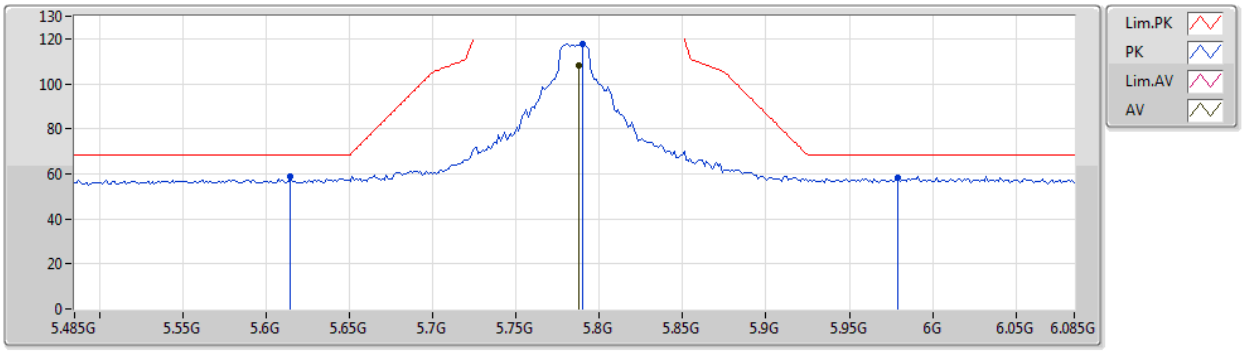

Type	Freq	Level	Limit	Margin	Factor	Dist	Condition	Azimuth	Height	Comment	Raw	AF	CL	PA
	(Hz)	(dBuV/m)	(dBuV/m)	(dB)	(dB)	(m)		(°)	(m)		(dBuV)	(dB)	(dB)	(dB)
AV	5.7874G	107.98	Inf	-Inf	5.99	3	Horizontal	355	2.31	-	101.99	32.30	7.66	33.97
PK	5.6146G	58.71	68.20	-9.49	5.67	3	Horizontal	355	2.31	-	53.04	32.06	7.55	33.94
PK	5.7898G	117.78	Inf	-Inf	6.00	3	Horizontal	355	2.31	-	111.78	32.31	7.66	33.97
PK	5.9794G	58.12	68.20	-10.08	6.35	3	Horizontal	355	2.31	-	51.77	32.57	7.78	34.00

802.11a_Nss1,(6Mbps)_1TX

5785MHz_TX

10/02/2020

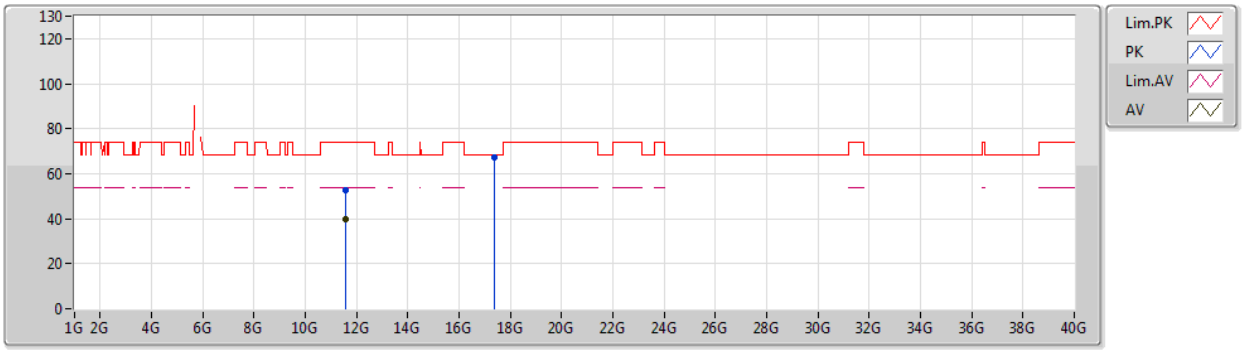

Type	Freq	Level	Limit	Margin	Factor	Dist	Condition	Azimuth	Height	Comment	Raw	AF	CL	PA
	(Hz)	(dBuV/m)	(dBuV/m)	(dB)	(dB)	(m)		(°)	(m)		(dBuV)	(dB)	(dB)	(dB)
AV	11.5694G	39.85	54.00	-14.15	-3.91	3	Vertical	18	1.49	-	43.76	39.52	10.72	54.15
PK	11.57168G	52.81	74.00	-21.19	-3.91	3	Vertical	18	1.49	-	56.72	39.51	10.72	54.14
PK	17.35464G	67.41	68.20	-0.79	3.51	3	Vertical	263	1.39	-	63.90	42.34	13.94	52.77

802.11a_Nss1,(6Mbps)_1TX

5785MHz_TX

10/02/2020

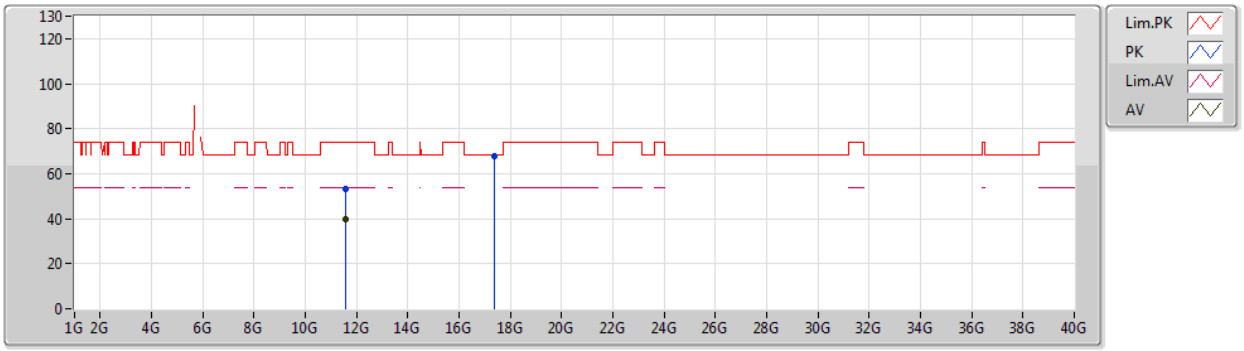

Type	Freq	Level	Limit	Margin	Factor	Dist	Condition	Azimuth	Height	Comment	Raw	AF	CL	PA
	(Hz)	(dBuV/m)	(dBuV/m)	(dB)	(dB)	(m)		(°)	(m)		(dBuV)	(dB)	(dB)	(dB)
AV	11.56994G	39.93	54.00	-14.07	-3.90	3	Horizontal	261	1.48	-	43.83	39.52	10.72	54.14
PK	11.56766G	53.08	74.00	-20.92	-3.91	3	Horizontal	261	1.48	-	56.99	39.52	10.72	54.15
PK	17.3547G	67.65	68.20	-0.55	3.51	3	Horizontal	265	1.63	-	64.14	42.34	13.94	52.77

802.11a_Nss1,(6Mbps)_1TX

5825MHz_TX

11/02/2020

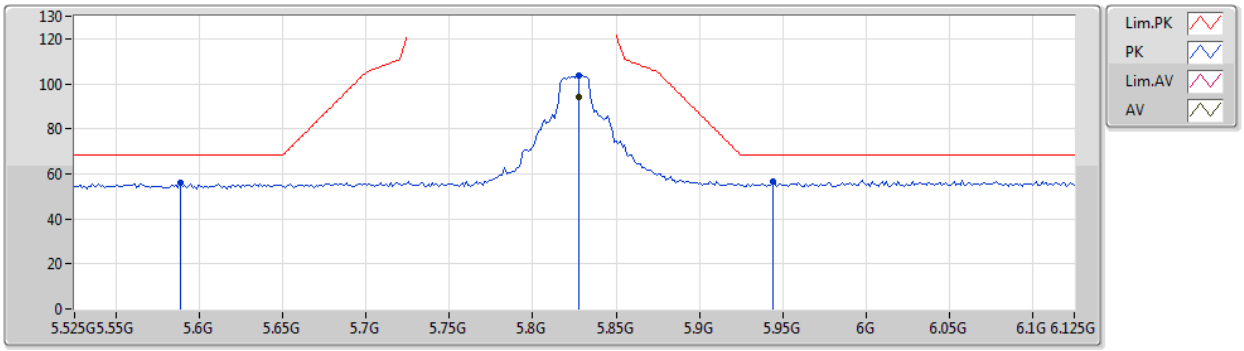

Type	Freq	Level	Limit	Margin	Factor	Dist	Condition	Azimuth	Height	Comment	Raw	AF	CL	PA
	(Hz)	(dBuV/m)	(dBuV/m)	(dB)	(dB)	(m)		(°)	(m)		(dBuV)	(dB)	(dB)	(dB)
AV	5.8274G	94.18	Inf	-Inf	6.08	3	Vertical	33	2.88	-	88.10	32.36	7.69	33.97
PK	5.5886G	55.78	68.20	-12.42	5.61	3	Vertical	33	2.88	-	50.17	32.02	7.53	33.94
PK	5.8274G	103.68	Inf	-Inf	6.08	3	Vertical	33	2.88	-	97.60	32.36	7.69	33.97
PK	5.9438G	56.71	68.20	-11.49	6.29	3	Vertical	33	2.88	-	50.42	32.52	7.76	33.99

802.11a_Nss1,(6Mbps)_1TX

5825MHz_TX

11/02/2020

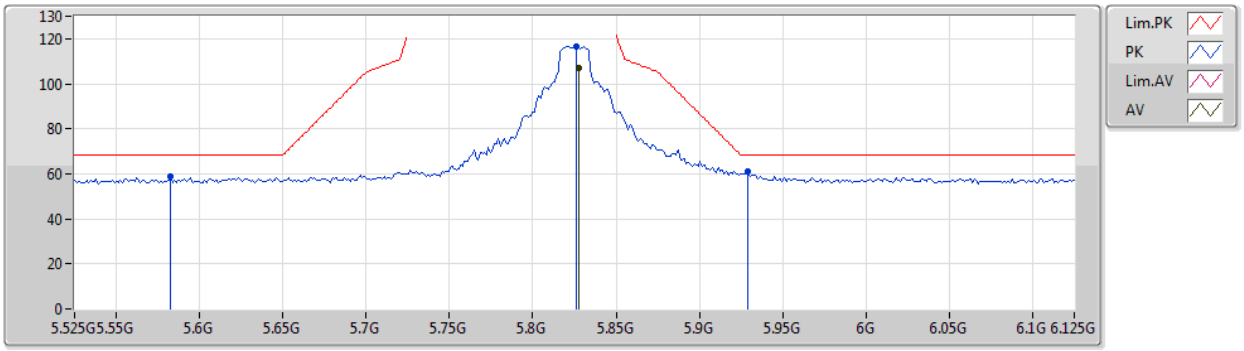

Type	Freq	Level	Limit	Margin	Factor	Dist	Condition	Azimuth	Height	Comment	Raw	AF	CL	PA
	(Hz)	(dBuV/m)	(dBuV/m)	(dB)	(dB)	(m)		(°)	(m)		(dBuV)	(dB)	(dB)	(dB)
AV	5.8274G	106.76	Inf	-Inf	6.08	3	Horizontal	358	2.27	-	100.68	32.36	7.69	33.97
PK	5.5826G	58.71	68.20	-9.49	5.61	3	Horizontal	358	2.27	-	53.10	32.02	7.53	33.94
PK	5.8262G	116.62	Inf	-Inf	6.08	3	Horizontal	358	2.27	-	110.54	32.36	7.69	33.97
PK	5.9294G	60.91	68.20	-7.29	6.26	3	Horizontal	358	2.27	-	54.65	32.50	7.75	33.99

802.11a_Nss1,(6Mbps)_1TX

5825MHz_TX

11/02/2020

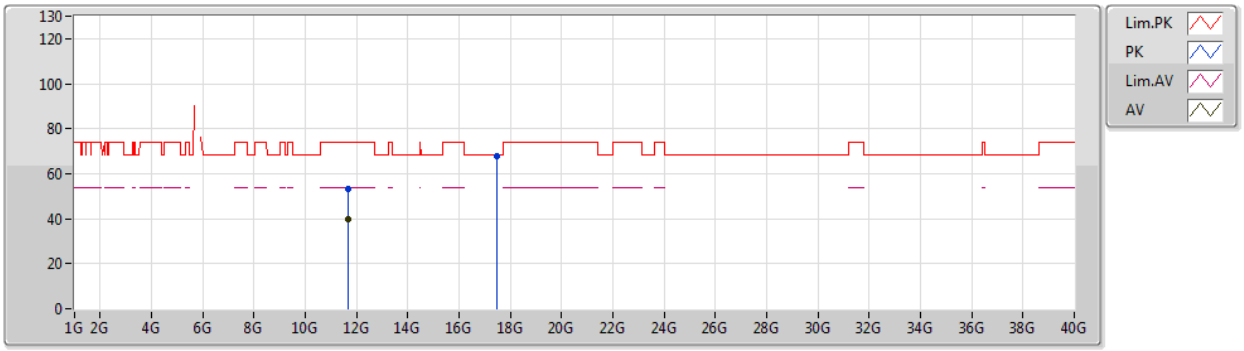

Type	Freq	Level	Limit	Margin	Factor	Dist	Condition	Azimuth	Height	Comment	Raw	AF	CL	PA
	(Hz)	(dBuV/m)	(dBuV/m)	(dB)	(dB)	(m)		(°)	(m)		(dBuV)	(dB)	(dB)	(dB)
AV	11.65078G	39.77	54.00	-14.23	-3.88	3	Vertical	23	1.59	-	43.65	39.42	10.76	54.06
PK	11.64778G	53.47	74.00	-20.53	-3.88	3	Vertical	23	1.59	-	57.35	39.42	10.76	54.06
PK	17.47908G	68.07	68.20	-0.13	4.28	3	Vertical	55	1.57	-	63.79	43.16	13.97	52.85

802.11a_Nss1,(6Mbps)_1TX

5825MHz_TX

11/02/2020

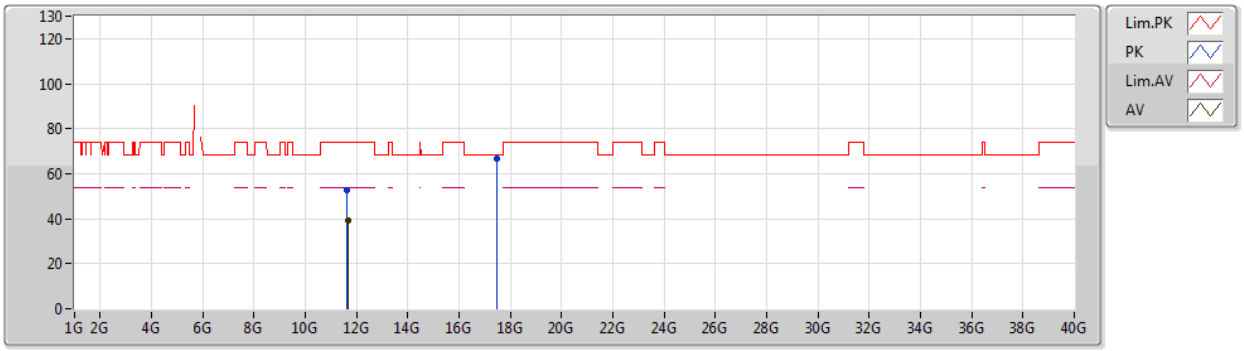

Type	Freq	Level	Limit	Margin	Factor	Dist	Condition	Azimuth	Height	Comment	Raw	AF	CL	PA
	(Hz)	(dBuV/m)	(dBuV/m)	(dB)	(dB)	(m)		(°)	(m)		(dBuV)	(dB)	(dB)	(dB)
AV	11.65024G	39.12	54.00	-14.88	-3.88	3	Horizontal	63	1.49	-	43.00	39.42	10.76	54.06
PK	11.64334G	52.41	74.00	-21.59	-3.88	3	Horizontal	63	1.49	-	56.29	39.43	10.76	54.07
PK	17.4792G	66.93	68.20	-1.27	4.28	3	Horizontal	263	1.67	-	62.65	43.16	13.97	52.85

802.11ax HEW20_Nss1,(MCS0)_1TX

5180MHz_TX

11/02/2020

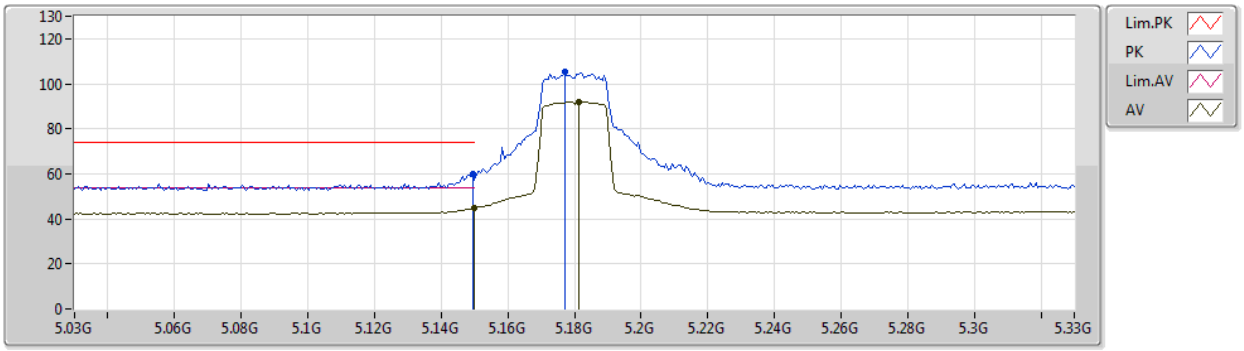

Type	Freq	Level	Limit	Margin	Factor	Dist	Condition	Azimuth	Height	Comment	Raw	AF	CL	PA
	(Hz)	(dBuV/m)	(dBuV/m)	(dB)	(dB)	(m)		(°)	(m)		(dBuV)	(dB)	(dB)	(dB)
AV	5.15G	44.69	54.00	-9.31	4.97	3	Vertical	11	2.65	-	39.72	31.76	7.04	33.83
AV	5.1812G	91.92	Inf	-Inf	5.01	3	Vertical	11	2.65	-	86.91	31.77	7.08	33.84
PK	5.1494G	59.75	74.00	-14.25	4.97	3	Vertical	11	2.65	-	54.78	31.76	7.04	33.83
PK	5.177G	105.37	Inf	-Inf	5.00	3	Vertical	11	2.65	-	100.37	31.77	7.07	33.84

802.11ax HEW20_Nss1,(MCS0)_1TX

5180MHz_TX

11/02/2020

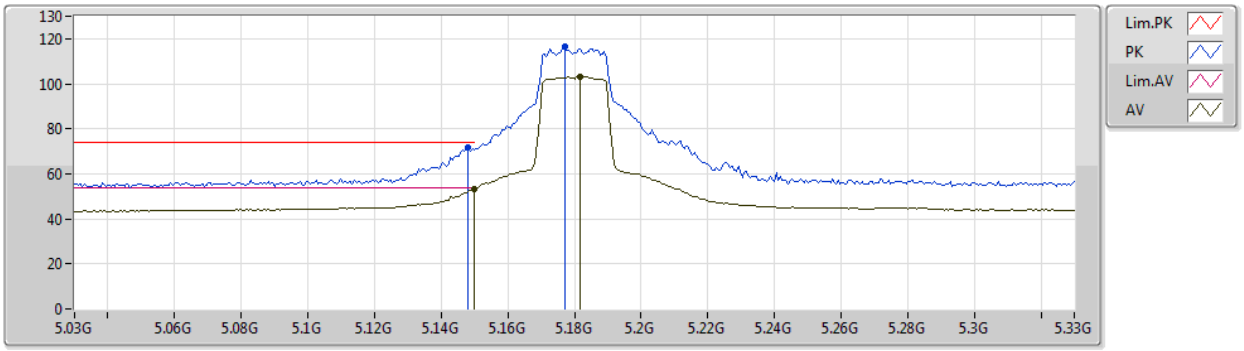

Type	Freq	Level	Limit	Margin	Factor	Dist	Condition	Azimuth	Height	Comment	Raw	AF	CL	PA
	(Hz)	(dBuV/m)	(dBuV/m)	(dB)	(dB)	(m)		(°)	(m)		(dBuV)	(dB)	(dB)	(dB)
AV	5.15G	53.30	54.00	-0.70	4.97	3	Horizontal	4	1.00	-	48.33	31.76	7.04	33.83
AV	5.1818G	103.00	Inf	-Inf	5.01	3	Horizontal	4	1.00	-	97.99	31.77	7.08	33.84
PK	5.1482G	71.62	74.00	-2.38	4.96	3	Horizontal	4	1.00	-	66.66	31.76	7.03	33.83
PK	5.177G	116.34	Inf	-Inf	5.00	3	Horizontal	4	1.00	-	111.34	31.77	7.07	33.84

802.11ax HEW20_Nss1,(MCS0)_1TX

5180MHz_TX

11/02/2020

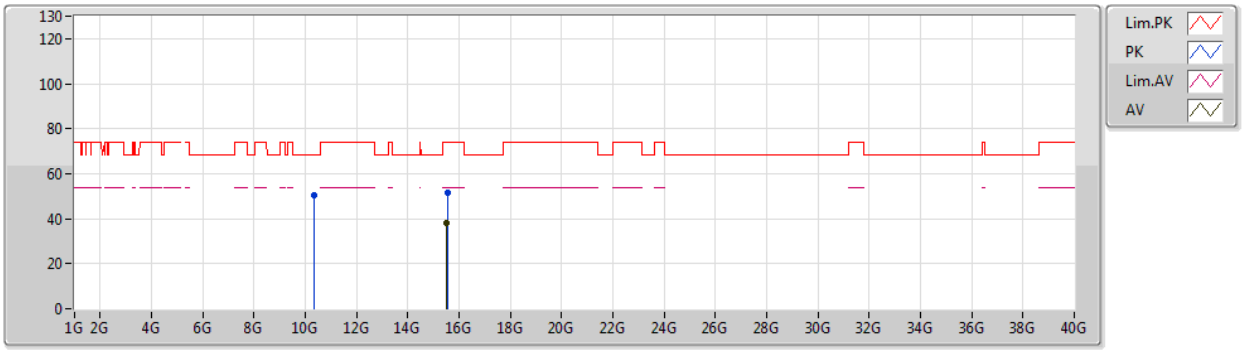

Type	Freq	Level	Limit	Margin	Factor	Dist	Condition	Azimuth	Height	Comment	Raw	AF	CL	PA
	(Hz)	(dBuV/m)	(dBuV/m)	(dB)	(dB)	(m)		(°)	(m)		(dBuV)	(dB)	(dB)	(dB)
AV	15.52884G	37.89	54.00	-16.11	-1.33	3	Vertical	75	1.70	-	39.22	38.84	12.80	52.97
PK	10.36612G	50.20	68.20	-18.00	-4.76	3	Vertical	337	2.48	-	54.96	39.38	10.33	54.47
PK	15.53592G	51.74	74.00	-22.26	-1.35	3	Vertical	75	1.70	-	53.09	38.82	12.81	52.98

802.11ax HEW20_Nss1,(MCS0)_1TX

5180MHz_TX

11/02/2020

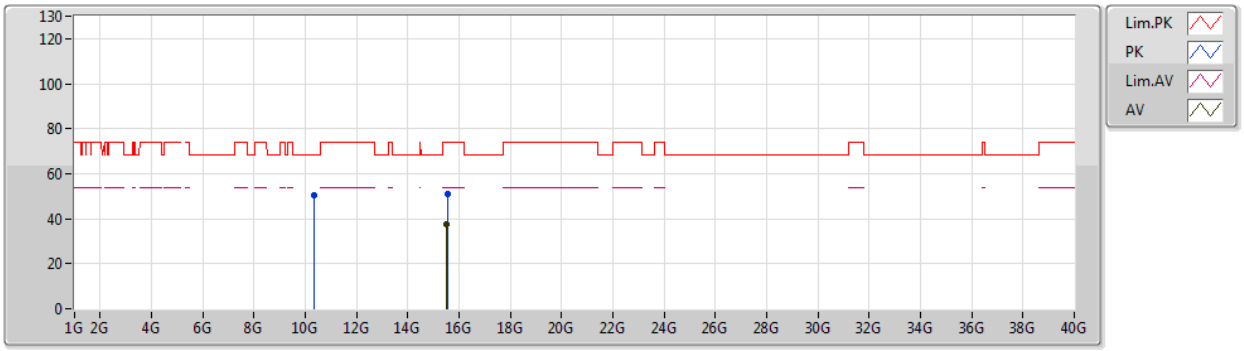

Type	Freq	Level	Limit	Margin	Factor	Dist	Condition	Azimuth	Height	Comment	Raw	AF	CL	PA
	(Hz)	(dBuV/m)	(dBuV/m)	(dB)	(dB)	(m)		(°)	(m)		(dBuV)	(dB)	(dB)	(dB)
AV	15.52632G	37.71	54.00	-16.29	-1.33	3	Horizontal	6	1.48	-	39.04	38.85	12.79	52.97
PK	10.35394G	50.57	68.20	-17.63	-4.78	3	Horizontal	168	1.87	-	55.35	39.36	10.33	54.47
PK	15.53988G	51.05	74.00	-22.95	-1.37	3	Horizontal	6	1.48	-	52.42	38.80	12.81	52.98

802.11ax HEW20_Nss1,(MCS0)_1TX

5200MHz_TX

11/02/2020

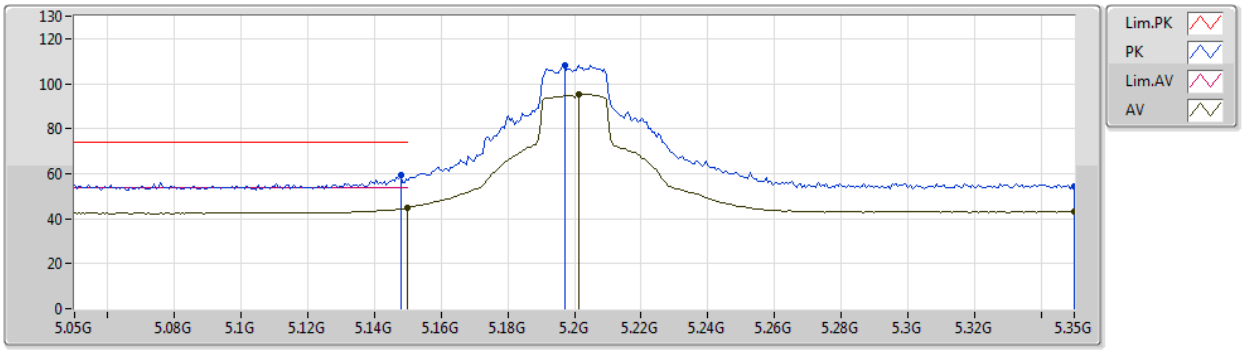

Type	Freq	Level	Limit	Margin	Factor	Dist	Condition	Azimuth	Height	Comment	Raw	AF	CL	PA
	(Hz)	(dBuV/m)	(dBuV/m)	(dB)	(dB)	(m)		(°)	(m)		(dBuV)	(dB)	(dB)	(dB)
AV	5.15G	44.84	54.00	-9.16	4.97	3	Vertical	15	2.51	-	39.87	31.76	7.04	33.83
AV	5.2012G	95.19	Inf	-Inf	5.03	3	Vertical	15	2.51	-	90.16	31.78	7.10	33.85
AV	5.35G	42.90	54.00	-11.10	5.25	3	Vertical	15	2.51	-	37.65	31.84	7.29	33.88
PK	5.1478G	59.19	74.00	-14.81	4.96	3	Vertical	15	2.51	-	54.23	31.76	7.03	33.83
PK	5.197G	108.00	Inf	-Inf	5.03	3	Vertical	15	2.51	-	102.97	31.78	7.10	33.85
PK	5.35G	54.29	74.00	-19.71	5.25	3	Vertical	15	2.51	-	49.04	31.84	7.29	33.88

802.11ax HEW20_Nss1,(MCS0)_1TX

5200MHz_TX

11/02/2020

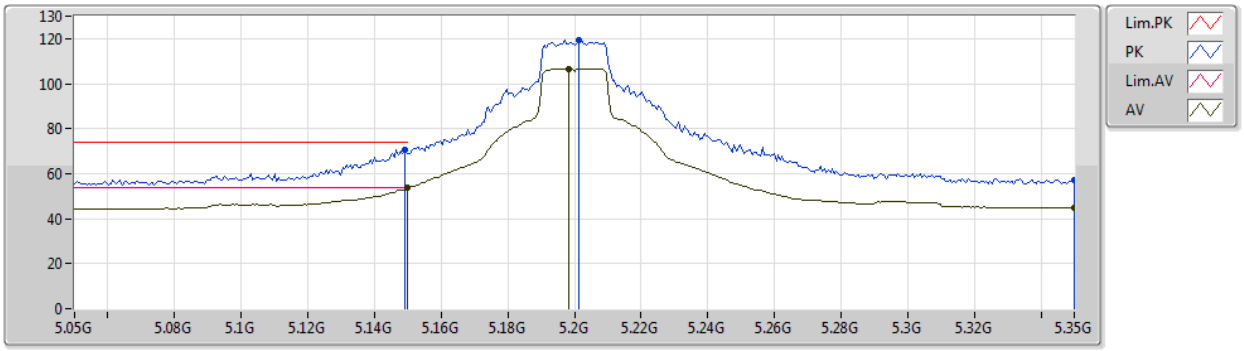

Type	Freq	Level	Limit	Margin	Factor	Dist	Condition	Azimuth	Height	Comment	Raw	AF	CL	PA
	(Hz)	(dBuV/m)	(dBuV/m)	(dB)	(dB)	(m)		(°)	(m)		(dBuV)	(dB)	(dB)	(dB)
AV	5.15G	53.70	54.00	-0.30	4.97	3	Horizontal	12	1.73	-	48.73	31.76	7.04	33.83
AV	5.1982G	106.58	Inf	-Inf	5.03	3	Horizontal	12	1.73	-	101.55	31.78	7.10	33.85
AV	5.35G	44.82	54.00	-9.18	5.25	3	Horizontal	12	1.73	-	39.57	31.84	7.29	33.88
PK	5.149G	70.84	74.00	-3.16	4.97	3	Horizontal	12	1.73	-	65.87	31.76	7.04	33.83
PK	5.2012G	119.47	Inf	-Inf	5.03	3	Horizontal	12	1.73	-	114.44	31.78	7.10	33.85
PK	5.35G	57.19	74.00	-16.81	5.25	3	Horizontal	12	1.73	-	51.94	31.84	7.29	33.88

802.11ax HEW20_Nss1,(MCS0)_1TX

5200MHz_TX

11/02/2020

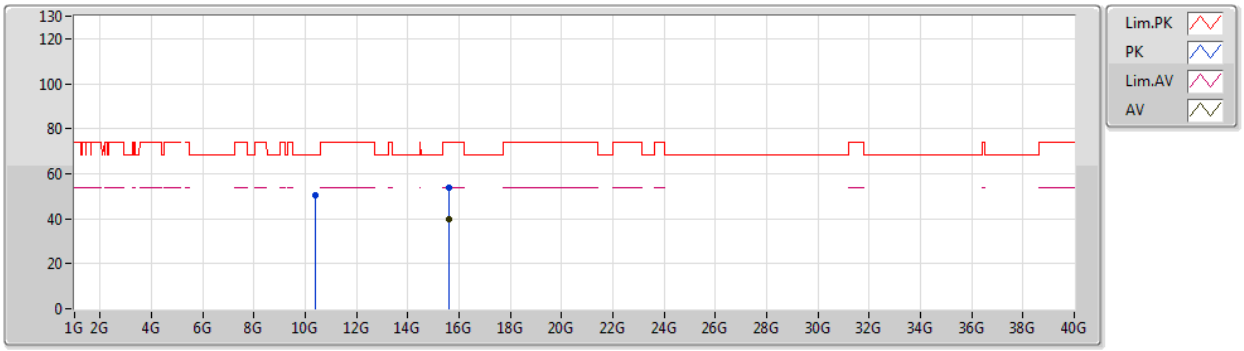

Type	Freq	Level	Limit	Margin	Factor	Dist	Condition	Azimuth	Height	Comment	Raw	AF	CL	PA
	(Hz)	(dBuV/m)	(dBuV/m)	(dB)	(dB)	(m)		(°)	(m)		(dBuV)	(dB)	(dB)	(dB)
AV	15.60318G	39.80	54.00	-14.20	-1.58	3	Vertical	329	1.71	-	41.38	38.57	12.91	53.06
PK	10.40888G	50.51	68.20	-17.69	-4.68	3	Vertical	307	1.49	-	55.19	39.43	10.34	54.45
PK	15.59796G	53.97	74.00	-20.03	-1.55	3	Vertical	329	1.71	-	55.52	38.59	12.91	53.05

802.11ax HEW20_Nss1,(MCS0)_1TX

5200MHz_TX

11/02/2020

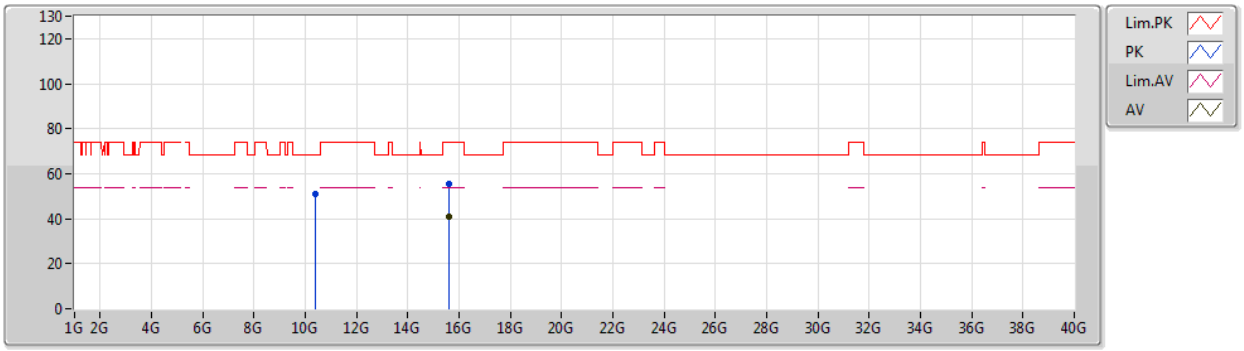

Type	Freq	Level	Limit	Margin	Factor	Dist	Condition	Azimuth	Height	Comment	Raw	AF	CL	PA
	(Hz)	(dBuV/m)	(dBuV/m)	(dB)	(dB)	(m)		(°)	(m)		(dBuV)	(dB)	(dB)	(dB)
AV	15.60096G	40.76	54.00	-13.24	-1.56	3	Horizontal	48	1.49	-	42.32	38.58	12.91	53.05
PK	10.40354G	50.96	68.20	-17.24	-4.69	3	Horizontal	63	1.48	-	55.65	39.42	10.34	54.45
PK	15.59118G	55.73	74.00	-18.27	-1.54	3	Horizontal	48	1.49	-	57.27	38.61	12.89	53.04

802.11ax HEW20_Nss1,(MCS0)_1TX

5240MHz_TX

11/02/2020

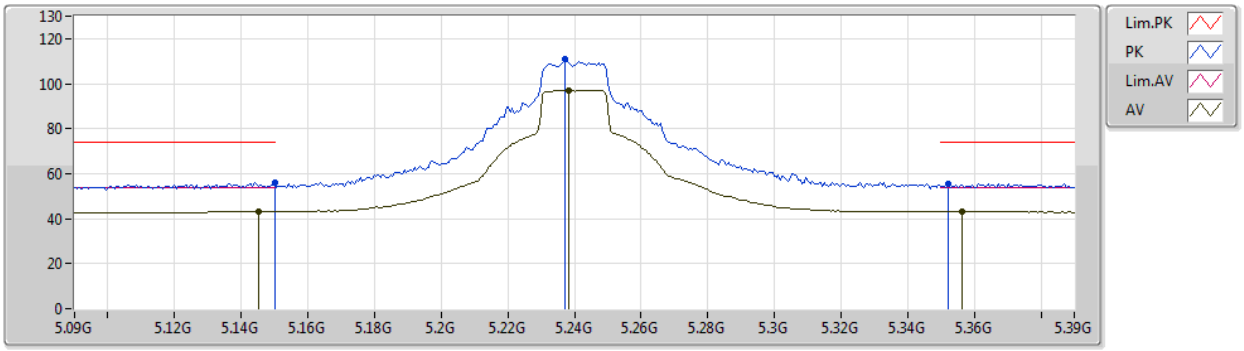

Type	Freq	Level	Limit	Margin	Factor	Dist	Condition	Azimuth	Height	Comment	Raw	AF	CL	PA
	(Hz)	(dBuV/m)	(dBuV/m)	(dB)	(dB)	(m)		(°)	(m)		(dBuV)	(dB)	(dB)	(dB)
AV	5.1452G	43.33	54.00	-10.67	4.96	3	Vertical	11	2.72	-	38.37	31.76	7.03	33.83
AV	5.2382G	97.09	Inf	-Inf	5.09	3	Vertical	11	2.72	-	92.00	31.80	7.15	33.86
AV	5.3564G	43.20	54.00	-10.80	5.25	3	Vertical	11	2.72	-	37.95	31.84	7.30	33.89
PK	5.15G	56.00	74.00	-18.00	4.97	3	Vertical	11	2.72	-	51.03	31.76	7.04	33.83
PK	5.237G	110.90	Inf	-Inf	5.08	3	Vertical	11	2.72	-	105.82	31.79	7.15	33.86
PK	5.3522G	55.63	74.00	-18.37	5.24	3	Vertical	11	2.72	-	50.39	31.84	7.29	33.89

802.11ax HEW20_Nss1,(MCS0)_1TX

5240MHz_TX

11/02/2020

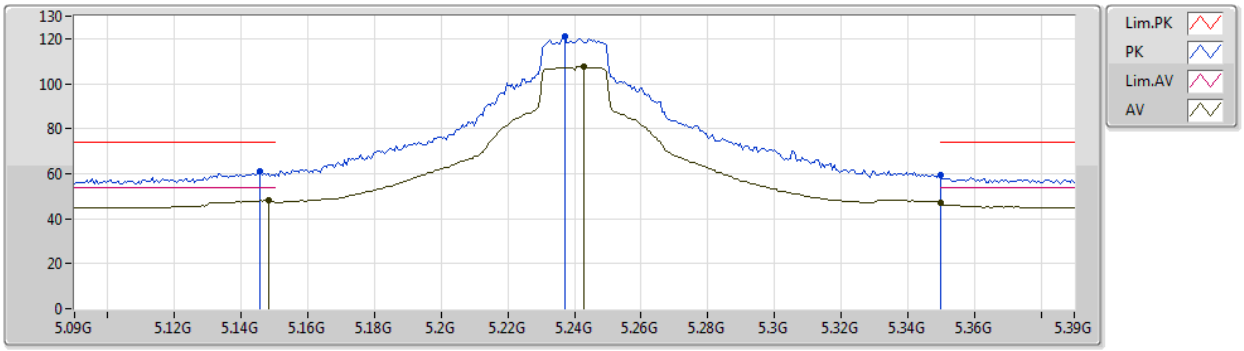

Type	Freq	Level	Limit	Margin	Factor	Dist	Condition	Azimuth	Height	Comment	Raw	AF	CL	PA
	(Hz)	(dBuV/m)	(dBuV/m)	(dB)	(dB)	(m)		(°)	(m)		(dBuV)	(dB)	(dB)	(dB)
AV	5.1482G	48.01	54.00	-5.99	4.96	3	Horizontal	1	1.19	-	43.05	31.76	7.03	33.83
AV	5.243G	107.44	Inf	-Inf	5.09	3	Horizontal	1	1.19	-	102.35	31.80	7.15	33.86
AV	5.35G	47.23	54.00	-6.77	5.24	3	Horizontal	1	1.19	-	41.99	31.84	7.29	33.89
PK	5.1458G	60.90	74.00	-13.10	4.96	3	Horizontal	1	1.19	-	55.94	31.76	7.03	33.83
PK	5.237G	120.89	Inf	-Inf	5.08	3	Horizontal	1	1.19	-	115.81	31.79	7.15	33.86
PK	5.35G	59.24	74.00	-14.76	5.24	3	Horizontal	1	1.19	-	54.00	31.84	7.29	33.89

802.11ax HEW20_Nss1,(MCS0)_1TX

5240MHz_TX

11/02/2020

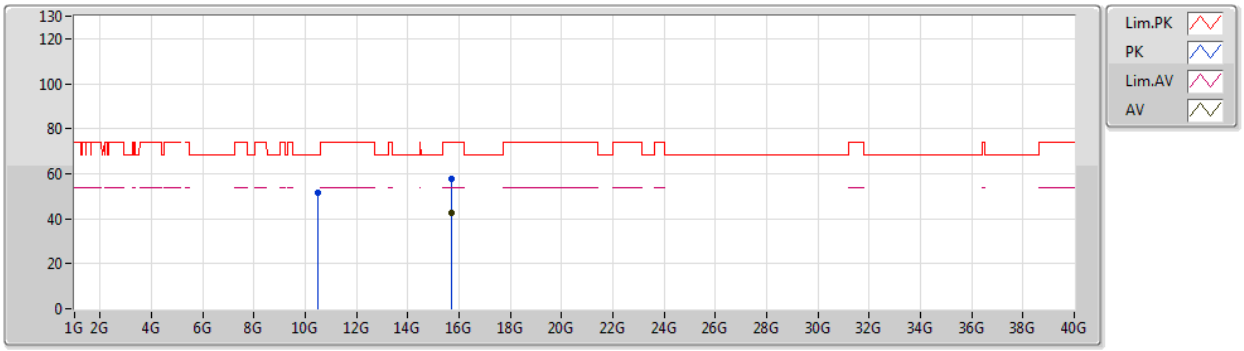

Type	Freq	Level	Limit	Margin	Factor	Dist	Condition	Azimuth	Height	Comment	Raw	AF	CL	PA
	(Hz)	(dBuV/m)	(dBuV/m)	(dB)	(dB)	(m)		(°)	(m)		(dBuV)	(dB)	(dB)	(dB)
AV	15.71982G	42.75	54.00	-11.25	-1.95	3	Vertical	320	1.49	-	44.70	38.14	13.10	53.19
PK	10.4785G	51.73	68.20	-16.47	-4.55	3	Vertical	356	1.49	-	56.28	39.52	10.35	54.42
PK	15.7197G	57.45	74.00	-16.55	-1.95	3	Vertical	320	1.49	-	59.40	38.14	13.10	53.19

802.11ax HEW20_Nss1,(MCS0)_1TX

5240MHz_TX

11/02/2020

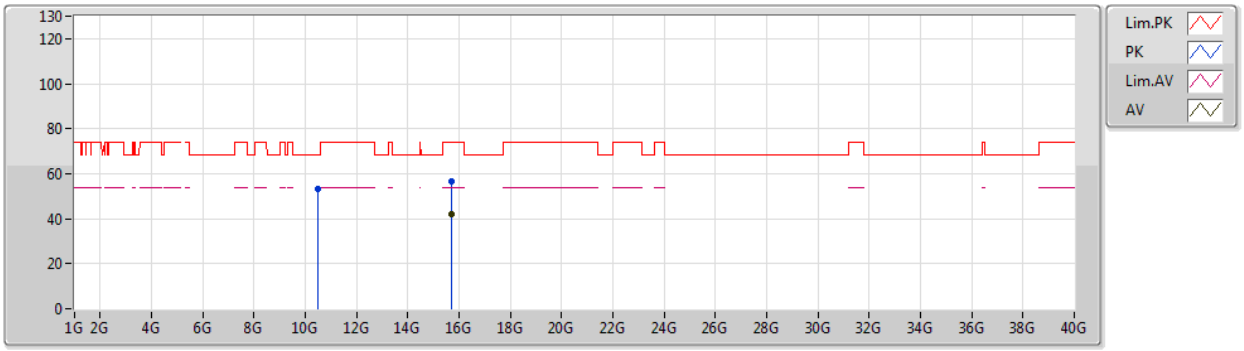

Type	Freq	Level	Limit	Margin	Factor	Dist	Condition	Azimuth	Height	Comment	Raw	AF	CL	PA
	(Hz)	(dBuV/m)	(dBuV/m)	(dB)	(dB)	(m)		(°)	(m)		(dBuV)	(dB)	(dB)	(dB)
AV	15.71886G	42.26	54.00	-11.74	-1.95	3	Horizontal	341	2.02	-	44.21	38.14	13.10	53.19
PK	10.48288G	52.99	68.20	-15.21	-4.54	3	Horizontal	336	1.69	-	57.53	39.53	10.35	54.42
PK	15.71112G	56.68	74.00	-17.32	-1.93	3	Horizontal	341	2.02	-	58.61	38.17	13.08	53.18

802.11ax HEW20_Nss1,(MCS0)_1TX

5260MHz_TX

11/02/2020

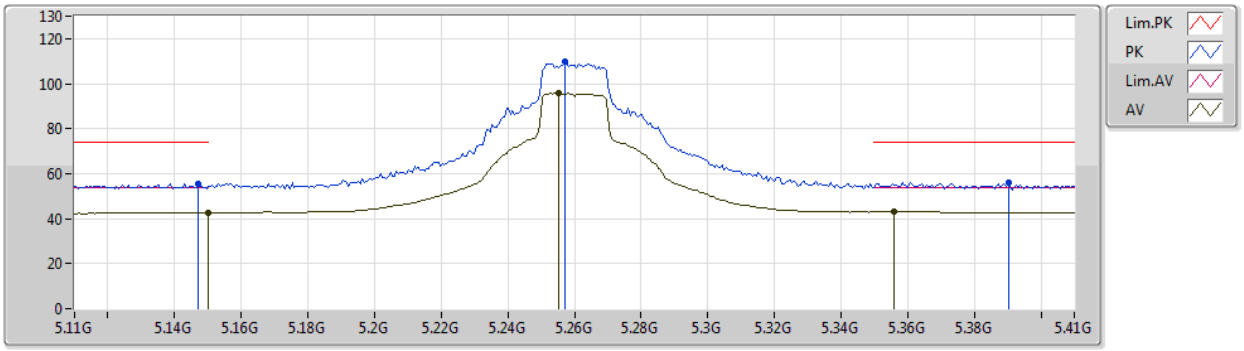

Type	Freq	Level	Limit	Margin	Factor	Dist	Condition	Azimuth	Height	Comment	Raw	AF	CL	PA
	(Hz)	(dBuV/m)	(dBuV/m)	(dB)	(dB)	(m)		(°)	(m)		(dBuV)	(dB)	(dB)	(dB)
AV	5.15G	42.71	54.00	-11.29	4.97	3	Vertical	12	2.59	-	37.74	31.76	7.04	33.83
AV	5.2552G	95.73	Inf	-Inf	5.11	3	Vertical	12	2.59	-	90.62	31.80	7.17	33.86
AV	5.356G	43.06	54.00	-10.94	5.25	3	Vertical	12	2.59	-	37.81	31.84	7.30	33.89
PK	5.1472G	55.50	74.00	-18.50	4.96	3	Vertical	12	2.59	-	50.54	31.76	7.03	33.83
PK	5.257G	110.05	Inf	-Inf	5.11	3	Vertical	12	2.59	-	104.94	31.80	7.17	33.86
PK	5.3902G	56.15	74.00	-17.85	5.30	3	Vertical	12	2.59	-	50.85	31.86	7.34	33.90

802.11ax HEW20_Nss1,(MCS0)_1TX

5260MHz_TX

11/02/2020

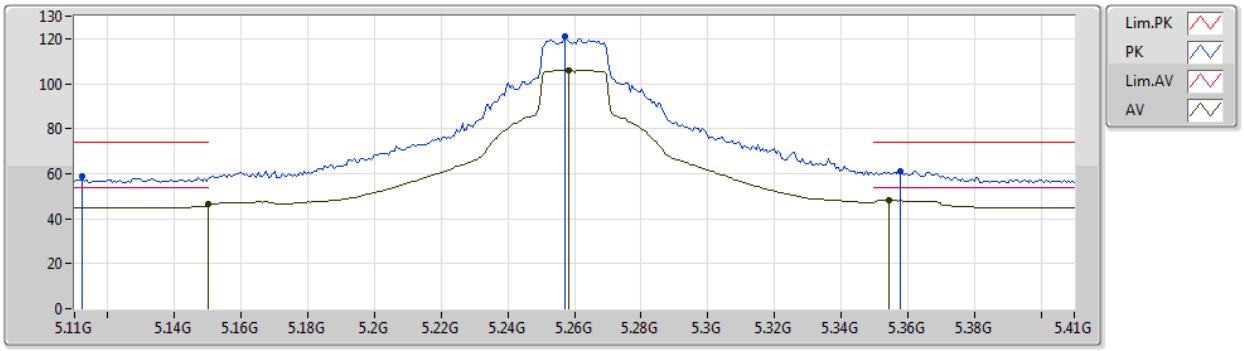

Type	Freq	Level	Limit	Margin	Factor	Dist	Condition	Azimuth	Height	Comment	Raw	AF	CL	PA
	(Hz)	(dBuV/m)	(dBuV/m)	(dB)	(dB)	(m)		(°)	(m)		(dBuV)	(dB)	(dB)	(dB)
AV	5.15G	46.37	54.00	-7.63	4.97	3	Horizontal	15	1.03	-	41.40	31.76	7.04	33.83
AV	5.2582G	106.04	Inf	-Inf	5.11	3	Horizontal	15	1.03	-	100.93	31.80	7.17	33.86
AV	5.3542G	48.04	54.00	-5.96	5.24	3	Horizontal	15	1.03	-	42.80	31.84	7.29	33.89
PK	5.1124G	58.68	74.00	-15.32	4.91	3	Horizontal	15	1.03	-	53.77	31.74	6.99	33.82
PK	5.257G	120.82	Inf	-Inf	5.11	3	Horizontal	15	1.03	-	115.71	31.80	7.17	33.86
PK	5.3578G	61.19	74.00	-12.81	5.25	3	Horizontal	15	1.03	-	55.94	31.84	7.30	33.89

802.11ax HEW20_Nss1,(MCS0)_1TX

5260MHz_TX

11/02/2020

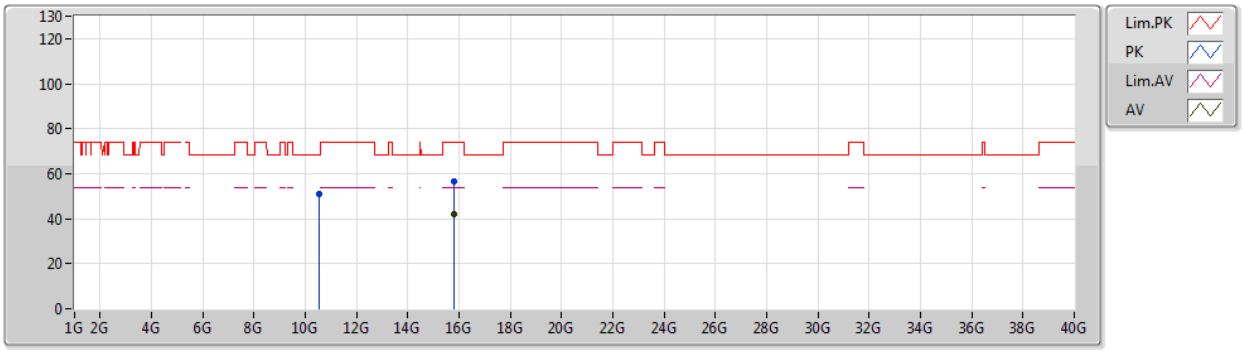

Type	Freq	Level	Limit	Margin	Factor	Dist	Condition	Azimuth	Height	Comment	Raw	AF	CL	PA
	(Hz)	(dBuV/m)	(dBuV/m)	(dB)	(dB)	(m)		(°)	(m)		(dBuV)	(dB)	(dB)	(dB)
AV	15.7797G	41.91	54.00	-12.09	-2.14	3	Vertical	321	1.50	-	44.05	37.92	13.19	53.25
PK	10.51916G	51.20	68.20	-17.00	-4.48	3	Vertical	346	1.48	-	55.68	39.57	10.36	54.41
PK	15.7872G	56.52	74.00	-17.48	-2.17	3	Vertical	321	1.50	-	58.69	37.89	13.20	53.26

802.11ax HEW20_Nss1,(MCS0)_1TX

5260MHz_TX

11/02/2020

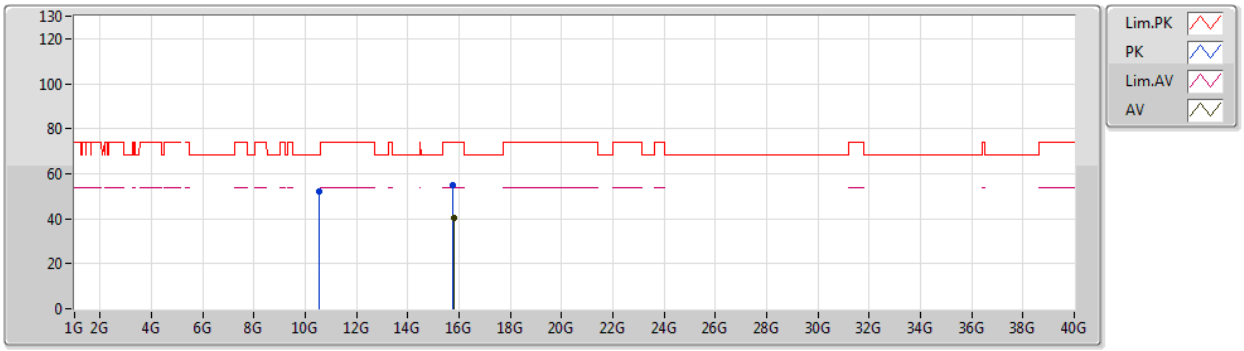

Type	Freq	Level	Limit	Margin	Factor	Dist	Condition	Azimuth	Height	Comment	Raw	AF	CL	PA
	(Hz)	(dBuV/m)	(dBuV/m)	(dB)	(dB)	(m)		(°)	(m)		(dBuV)	(dB)	(dB)	(dB)
AV	15.77874G	40.07	54.00	-13.93	-2.14	3	Horizontal	32	1.61	-	42.21	37.92	13.19	53.25
PK	10.51868G	52.11	68.20	-16.09	-4.48	3	Horizontal	337	2.22	-	56.59	39.57	10.36	54.41
PK	15.77136G	54.66	74.00	-19.34	-2.11	3	Horizontal	32	1.61	-	56.77	37.95	13.18	53.24

802.11ax HEW20_Nss1,(MCS0)_1TX

5300MHz_TX

11/02/2020

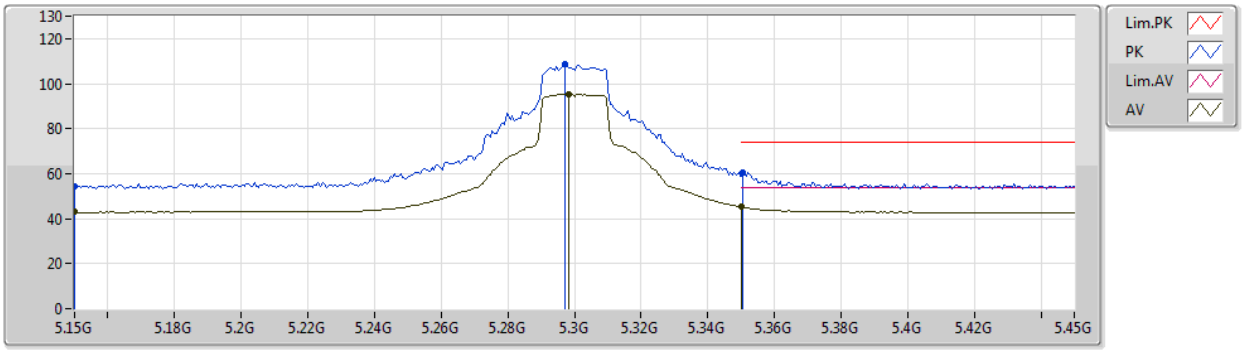

Type	Freq	Level	Limit	Margin	Factor	Dist	Condition	Azimuth	Height	Comment	Raw	AF	CL	PA
	(Hz)	(dBuV/m)	(dBuV/m)	(dB)	(dB)	(m)		(°)	(m)		(dBuV)	(dB)	(dB)	(dB)
AV	5.15G	42.96	54.00	-11.04	4.96	3	Vertical	10	2.68	-	38.00	31.76	7.04	33.84
AV	5.2982G	95.35	Inf	-Inf	5.17	3	Vertical	10	2.68	-	90.18	31.82	7.22	33.87
AV	5.35G	45.19	54.00	-8.81	5.24	3	Vertical	10	2.68	-	39.95	31.84	7.29	33.89
PK	5.15G	54.40	74.00	-19.60	4.96	3	Vertical	10	2.68	-	49.44	31.76	7.04	33.84
PK	5.297G	108.97	Inf	-Inf	5.17	3	Vertical	10	2.68	-	103.80	31.82	7.22	33.87
PK	5.3504G	60.48	74.00	-13.52	5.24	3	Vertical	10	2.68	-	55.24	31.84	7.29	33.89

802.11ax HEW20_Nss1,(MCS0)_1TX

5300MHz_TX

11/02/2020

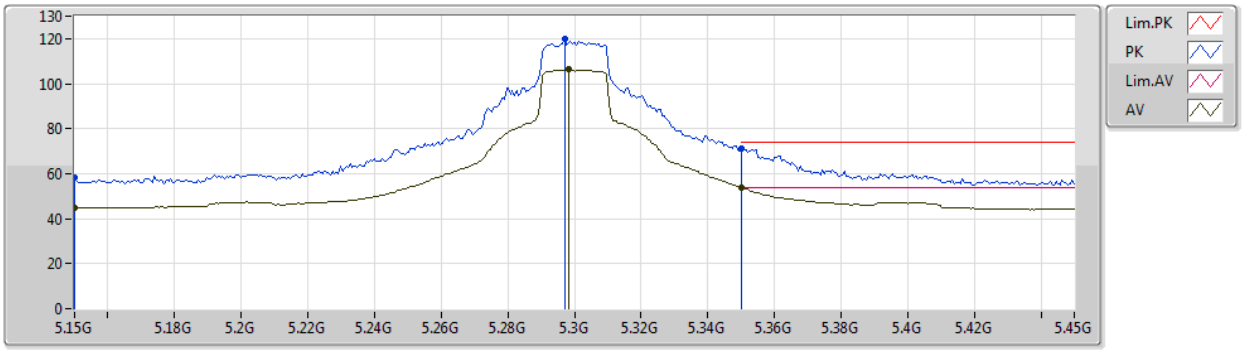

Type	Freq	Level	Limit	Margin	Factor	Dist	Condition	Azimuth	Height	Comment	Raw	AF	CL	PA
	(Hz)	(dBuV/m)	(dBuV/m)	(dB)	(dB)	(m)		(°)	(m)		(dBuV)	(dB)	(dB)	(dB)
AV	5.15G	44.82	54.00	-9.18	4.96	3	Horizontal	11	1.97	-	39.86	31.76	7.04	33.84
AV	5.2982G	106.28	Inf	-Inf	5.17	3	Horizontal	11	1.97	-	101.11	31.82	7.22	33.87
AV	5.35G	53.63	54.00	-0.37	5.24	3	Horizontal	11	1.97	-	48.39	31.84	7.29	33.89
PK	5.15G	58.27	74.00	-15.73	4.96	3	Horizontal	11	1.97	-	53.31	31.76	7.04	33.84
PK	5.297G	120.03	Inf	-Inf	5.17	3	Horizontal	11	1.97	-	114.86	31.82	7.22	33.87
PK	5.35G	71.28	74.00	-2.72	5.24	3	Horizontal	11	1.97	-	66.04	31.84	7.29	33.89

802.11ax HEW20_Nss1,(MCS0)_1TX

5300MHz_TX

11/02/2020

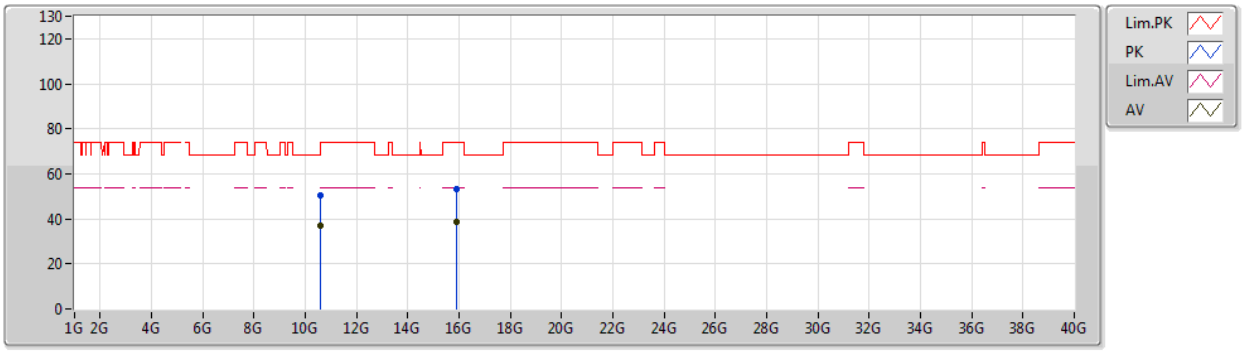

Type	Freq	Level	Limit	Margin	Factor	Dist	Condition	Azimuth	Height	Comment	Raw	AF	CL	PA
	(Hz)	(dBuV/m)	(dBuV/m)	(dB)	(dB)	(m)		(°)	(m)		(dBuV)	(dB)	(dB)	(dB)
AV	10.60156G	36.77	54.00	-17.23	-4.38	3	Vertical	360	1.71	-	41.15	39.68	10.37	54.43
AV	15.89958G	38.51	54.00	-15.49	-2.54	3	Vertical	320	1.50	-	41.05	37.47	13.38	53.39
PK	10.6045G	50.42	74.00	-23.58	-4.37	3	Vertical	360	1.71	-	54.79	39.69	10.37	54.43
PK	15.89124G	53.10	74.00	-20.90	-2.51	3	Vertical	320	1.50	-	55.61	37.50	13.37	53.38

802.11ax HEW20_Nss1,(MCS0)_1TX

5300MHz_TX

11/02/2020

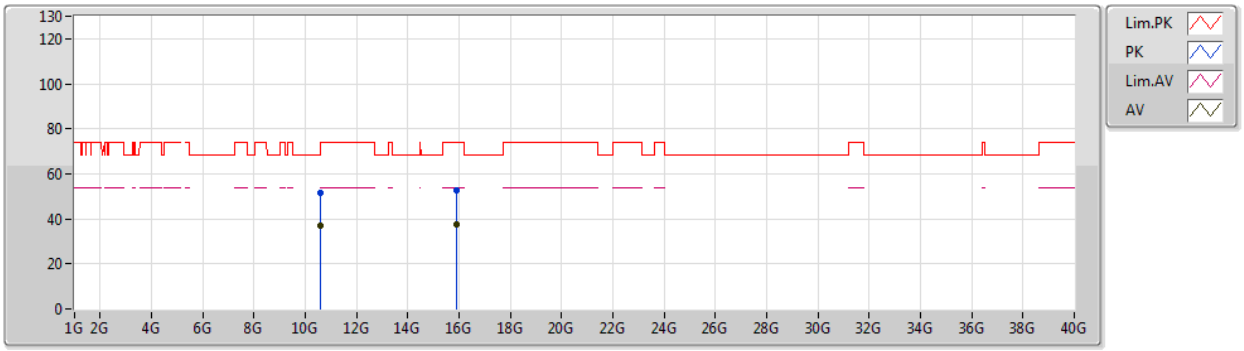

Type	Freq	Level	Limit	Margin	Factor	Dist	Condition	Azimuth	Height	Comment	Raw	AF	CL	PA
	(Hz)	(dBuV/m)	(dBuV/m)	(dB)	(dB)	(m)		(°)	(m)		(dBuV)	(dB)	(dB)	(dB)
AV	10.60138G	37.10	54.00	-16.90	-4.38	3	Horizontal	333	2.32	-	41.48	39.68	10.37	54.43
AV	15.89958G	37.70	54.00	-16.30	-2.54	3	Horizontal	4	1.50	-	40.24	37.47	13.38	53.39
PK	10.60642G	51.63	74.00	-22.37	-4.37	3	Horizontal	333	2.32	-	56.00	39.69	10.37	54.43
PK	15.89142G	52.71	74.00	-21.29	-2.51	3	Horizontal	4	1.50	-	55.22	37.50	13.37	53.38

802.11ax HEW20_Nss1,(MCS0)_1TX

5320MHz_TX

11/02/2020

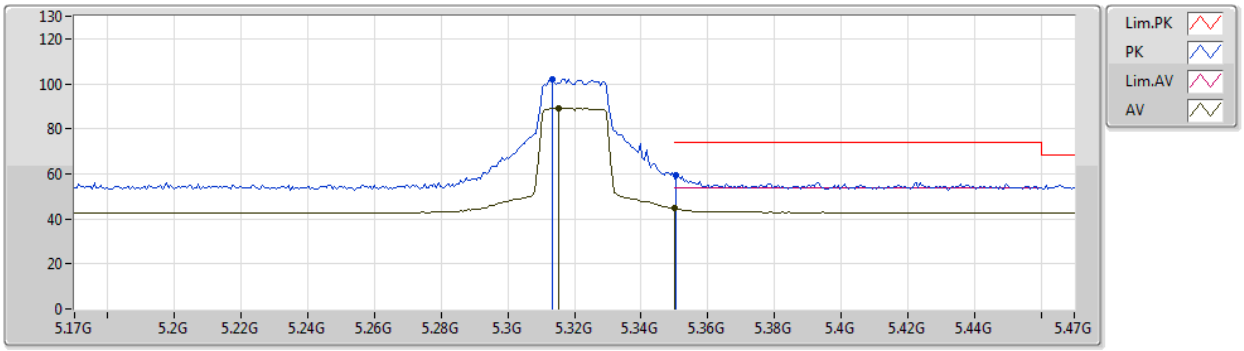

Type	Freq	Level	Limit	Margin	Factor	Dist	Condition	Azimuth	Height	Comment	Raw	AF	CL	PA
	(Hz)	(dBuV/m)	(dBuV/m)	(dB)	(dB)	(m)		(°)	(m)		(dBuV)	(dB)	(dB)	(dB)
AV	5.3152G	89.32	Inf	-Inf	5.20	3	Vertical	57	2.67	-	84.12	31.83	7.24	33.87
AV	5.35G	44.57	54.00	-9.43	5.25	3	Vertical	57	2.67	-	39.32	31.84	7.29	33.88
PK	5.3134G	102.19	Inf	-Inf	5.20	3	Vertical	57	2.67	-	96.99	31.83	7.24	33.87
PK	5.3506G	59.39	74.00	-14.61	5.24	3	Vertical	57	2.67	-	54.15	31.84	7.29	33.89

802.11ax HEW20_Nss1,(MCS0)_1TX

5320MHz_TX

11/02/2020

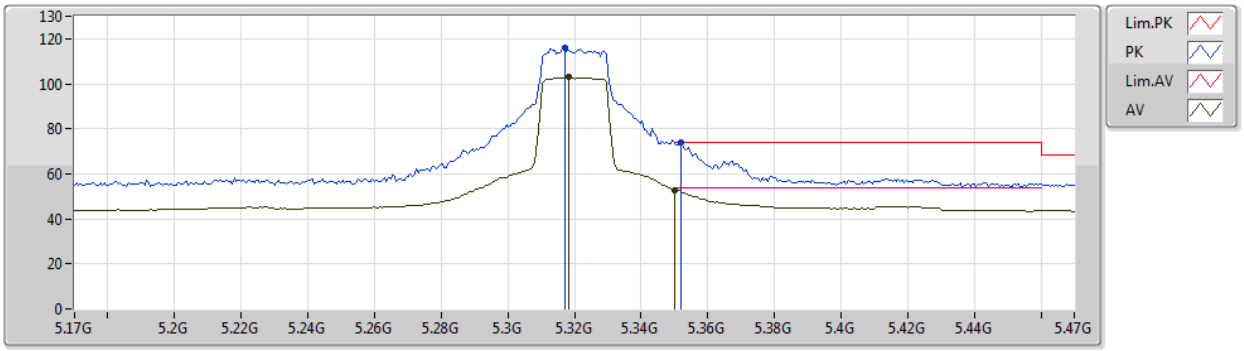

Type	Freq	Level	Limit	Margin	Factor	Dist	Condition	Azimuth	Height	Comment	Raw	AF	CL	PA
	(Hz)	(dBuV/m)	(dBuV/m)	(dB)	(dB)	(m)		(°)	(m)		(dBuV)	(dB)	(dB)	(dB)
AV	5.3182G	102.83	Inf	-Inf	5.20	3	Horizontal	13	1.02	-	97.63	31.83	7.25	33.88
AV	5.35G	52.88	54.00	-1.12	5.25	3	Horizontal	13	1.02	-	47.63	31.84	7.29	33.88
PK	5.317G	115.96	Inf	-Inf	5.20	3	Horizontal	13	1.02	-	110.76	31.83	7.25	33.88
PK	5.3518G	73.87	74.00	-0.13	5.24	3	Horizontal	13	1.02	-	68.63	31.84	7.29	33.89

802.11ax HEW20_Nss1,(MCS0)_1TX

5320MHz_TX

11/02/2020

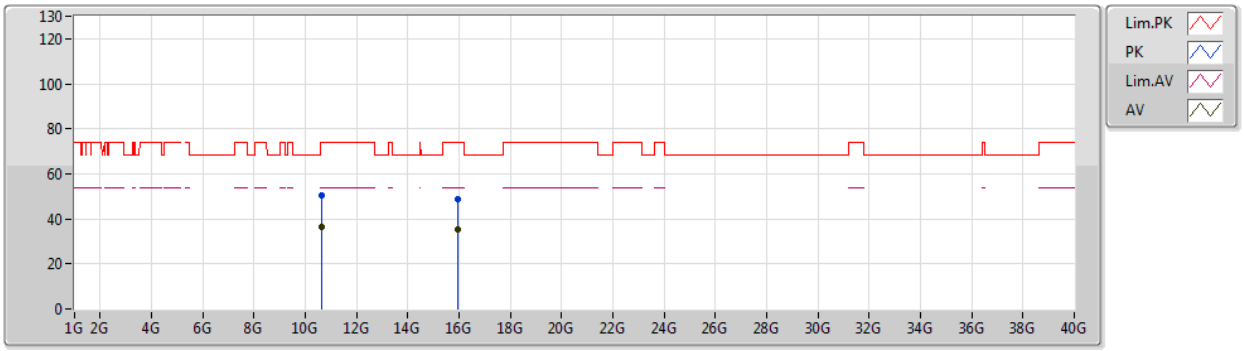

Type	Freq	Level	Limit	Margin	Factor	Dist	Condition	Azimuth	Height	Comment	Raw	AF	CL	PA
	(Hz)	(dBuV/m)	(dBuV/m)	(dB)	(dB)	(m)		(°)	(m)		(dBuV)	(dB)	(dB)	(dB)
AV	10.63532G	36.34	54.00	-17.66	-4.33	3	Vertical	99	1.49	-	40.67	39.73	10.38	54.44
AV	15.945G	35.24	54.00	-18.76	-2.69	3	Vertical	350	1.48	-	37.93	37.30	13.45	53.44
PK	10.64312G	50.60	74.00	-23.40	-4.32	3	Vertical	99	1.49	-	54.92	39.74	10.38	54.44
PK	15.95682G	48.68	74.00	-25.32	-2.72	3	Vertical	350	1.48	-	51.40	37.26	13.47	53.45

802.11ax HEW20_Nss1,(MCS0)_1TX

5320MHz_TX

11/02/2020

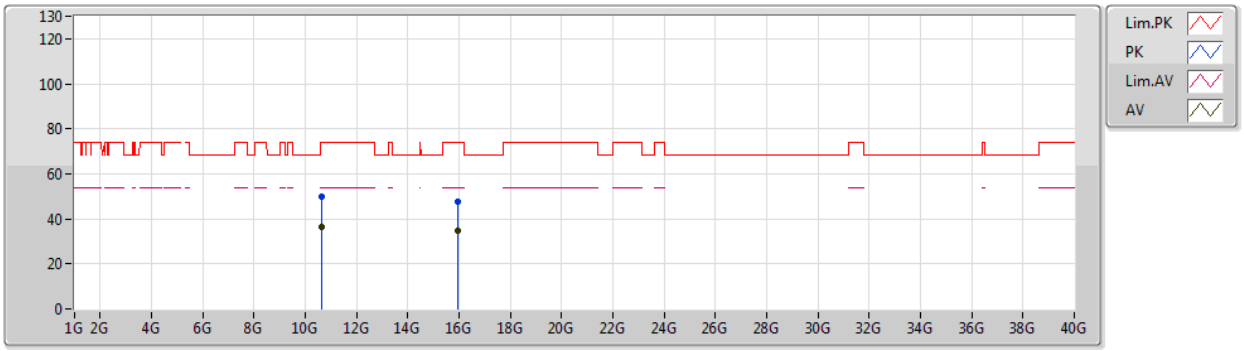

Type	Freq	Level	Limit	Margin	Factor	Dist	Condition	Azimuth	Height	Comment	Raw	AF	CL	PA
	(Hz)	(dBuV/m)	(dBuV/m)	(dB)	(dB)	(m)		(°)	(m)		(dBuV)	(dB)	(dB)	(dB)
AV	10.64852G	36.46	54.00	-17.54	-4.32	3	Horizontal	71	1.49	-	40.78	39.74	10.38	54.44
AV	15.94824G	34.67	54.00	-19.33	-2.69	3	Horizontal	334	1.49	-	37.36	37.29	13.46	53.44
PK	10.63136G	50.03	74.00	-23.97	-4.34	3	Horizontal	71	1.49	-	54.37	39.72	10.38	54.44
PK	15.94572G	47.79	74.00	-26.21	-2.69	3	Horizontal	334	1.49	-	50.48	37.30	13.45	53.44

802.11ax HEW20_Nss1,(MCS0)_1TX

5500MHz_TX

11/02/2020

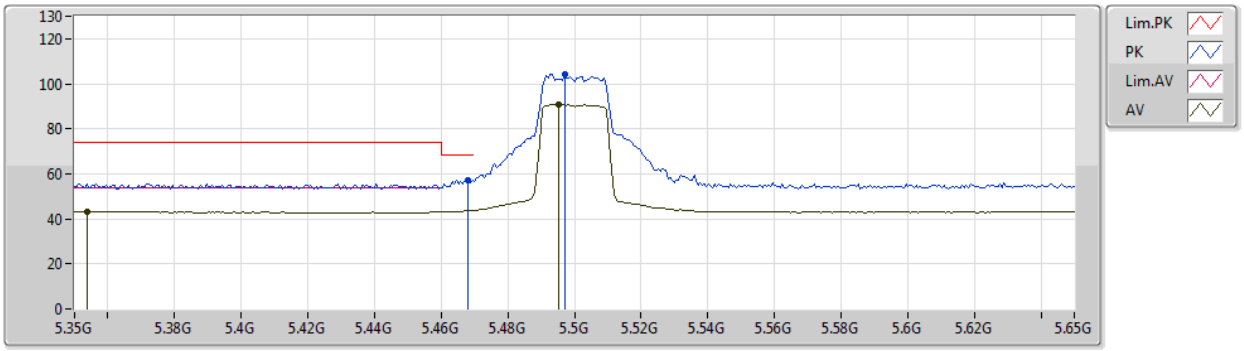

Type	Freq	Level	Limit	Margin	Factor	Dist	Condition	Azimuth	Height	Comment	Raw	AF	CL	PA
	(Hz)	(dBuV/m)	(dBuV/m)	(dB)	(dB)	(m)		(°)	(m)		(dBuV)	(dB)	(dB)	(dB)
AV	5.3536G	43.13	54.00	-10.87	5.24	3	Vertical	12	2.92	-	37.89	31.84	7.29	33.89
AV	5.4952G	90.73	Inf	-Inf	5.45	3	Vertical	12	2.92	-	85.28	31.90	7.47	33.92
PK	5.4682G	57.15	68.20	-11.05	5.42	3	Vertical	12	2.92	-	51.73	31.89	7.44	33.91
PK	5.497G	104.21	Inf	-Inf	5.45	3	Vertical	12	2.92	-	98.76	31.90	7.47	33.92

802.11ax HEW20_Nss1,(MCS0)_1TX

5500MHz_TX

11/02/2020

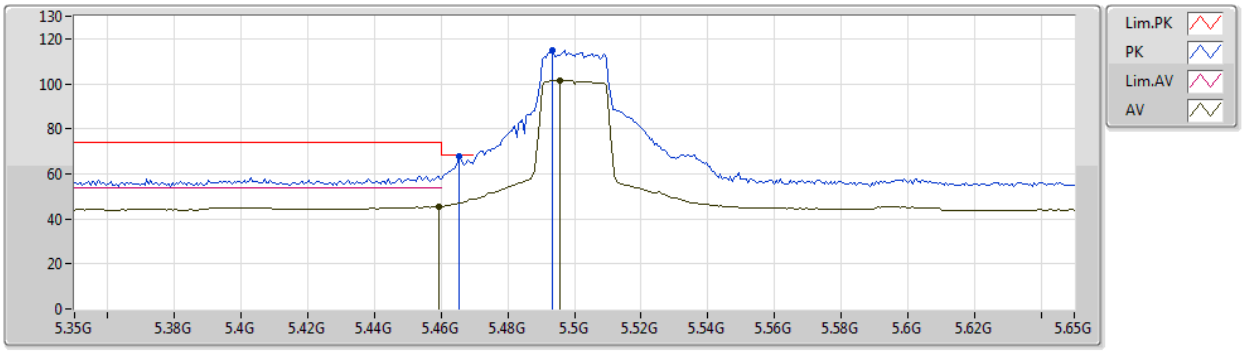

Type	Freq	Level	Limit	Margin	Factor	Dist	Condition	Azimuth	Height	Comment	Raw	AF	CL	PA
	(Hz)	(dBuV/m)	(dBuV/m)	(dB)	(dB)	(m)		(°)	(m)		(dBuV)	(dB)	(dB)	(dB)
AV	5.4592G	45.44	54.00	-8.56	5.39	3	Horizontal	5	1.46	-	40.05	31.88	7.42	33.91
AV	5.4958G	101.63	Inf	-Inf	5.45	3	Horizontal	5	1.46	-	96.18	31.90	7.47	33.92
PK	5.4652G	67.74	68.20	-0.46	5.41	3	Horizontal	5	1.46	-	62.33	31.89	7.43	33.91
PK	5.4934G	114.95	Inf	-Inf	5.45	3	Horizontal	5	1.46	-	109.50	31.90	7.47	33.92

802.11ax HEW20_Nss1,(MCS0)_1TX

5500MHz_TX

11/02/2020

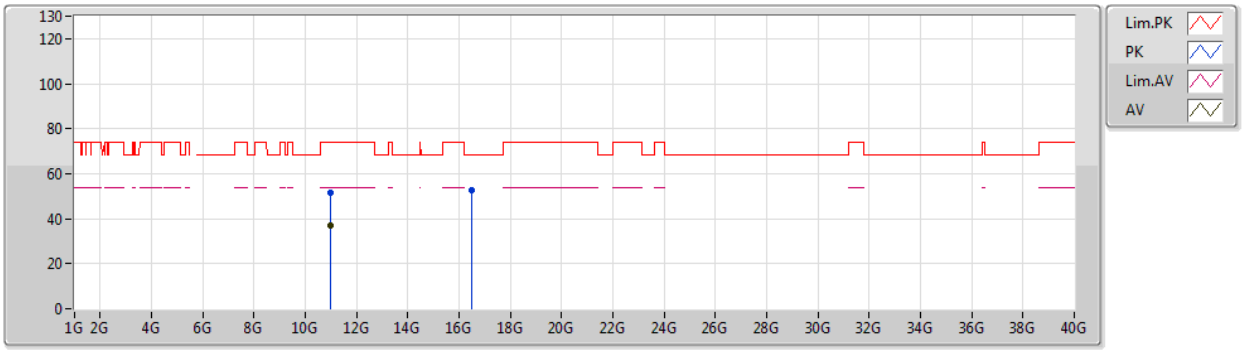

Type	Freq	Level	Limit	Margin	Factor	Dist	Condition	Azimuth	Height	Comment	Raw	AF	CL	PA
	(Hz)	(dBuV/m)	(dBuV/m)	(dB)	(dB)	(m)		(°)	(m)		(dBuV)	(dB)	(dB)	(dB)
AV	10.99712G	37.19	54.00	-16.81	-3.87	3	Vertical	214	1.49	-	41.06	40.20	10.44	54.51
PK	10.99892G	51.35	74.00	-22.65	-3.87	3	Vertical	214	1.49	-	55.22	40.20	10.44	54.51
PK	16.49712G	52.54	68.20	-15.66	-0.01	3	Vertical	6	1.49	-	52.55	38.54	13.69	52.24

802.11ax HEW20_Nss1,(MCS0)_1TX

5500MHz_TX

11/02/2020

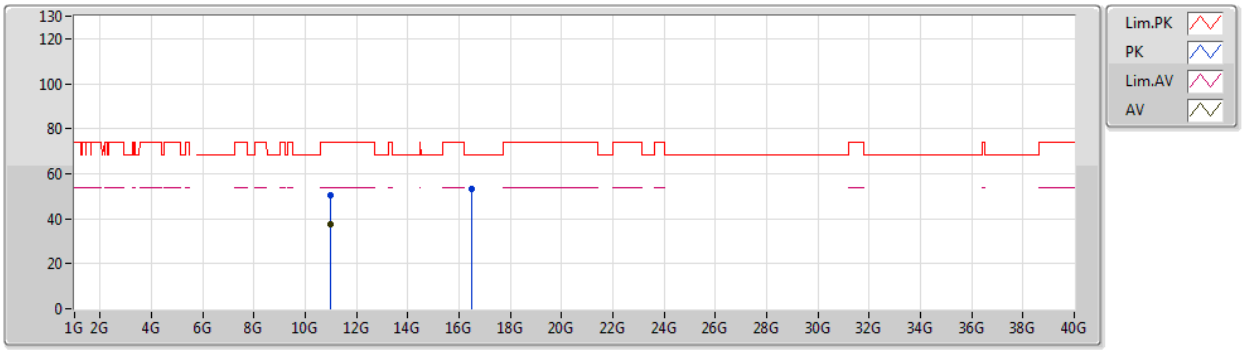

Type	Freq	Level	Limit	Margin	Factor	Dist	Condition	Azimuth	Height	Comment	Raw	AF	CL	PA
	(Hz)	(dBuV/m)	(dBuV/m)	(dB)	(dB)	(m)		(°)	(m)		(dBuV)	(dB)	(dB)	(dB)
AV	10.9997G	37.33	54.00	-16.67	-3.87	3	Horizontal	321	2.33	-	41.20	40.20	10.44	54.51
PK	10.98674G	50.67	74.00	-23.33	-3.89	3	Horizontal	321	2.33	-	54.56	40.18	10.44	54.51
PK	16.48812G	53.33	68.20	-14.87	-0.05	3	Horizontal	64	1.49	-	53.38	38.52	13.69	52.26

802.11ax HEW20_Nss1,(MCS0)_1TX

5580MHz_TX

11/02/2020

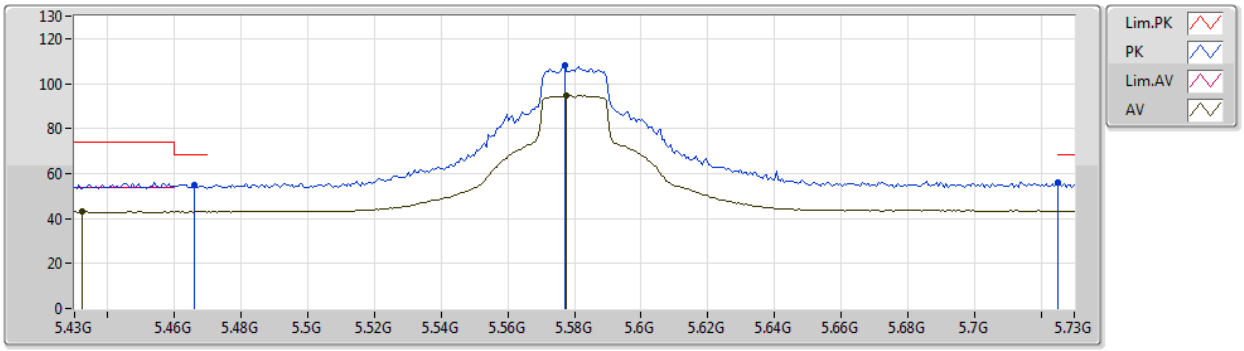

Type	Freq	Level	Limit	Margin	Factor	Dist	Condition	Azimuth	Height	Comment	Raw	AF	CL	PA
	(Hz)	(dBuV/m)	(dBuV/m)	(dB)	(dB)	(m)		(°)	(m)		(dBuV)	(dB)	(dB)	(dB)
AV	5.4324G	43.05	54.00	-10.95	5.35	3	Vertical	15	2.45	-	37.70	31.87	7.39	33.91
AV	5.5776G	94.55	Inf	-Inf	5.60	3	Vertical	15	2.45	-	88.95	32.01	7.53	33.94
PK	5.466G	55.04	68.20	-13.16	5.41	3	Vertical	15	2.45	-	49.63	31.89	7.43	33.91
PK	5.577G	108.09	Inf	-Inf	5.60	3	Vertical	15	2.45	-	102.49	32.01	7.53	33.94
PK	5.7252G	55.76	68.20	-12.44	5.88	3	Vertical	15	2.45	-	49.88	32.22	7.62	33.96

802.11ax HEW20_Nss1,(MCS0)_1TX

5580MHz_TX

11/02/2020

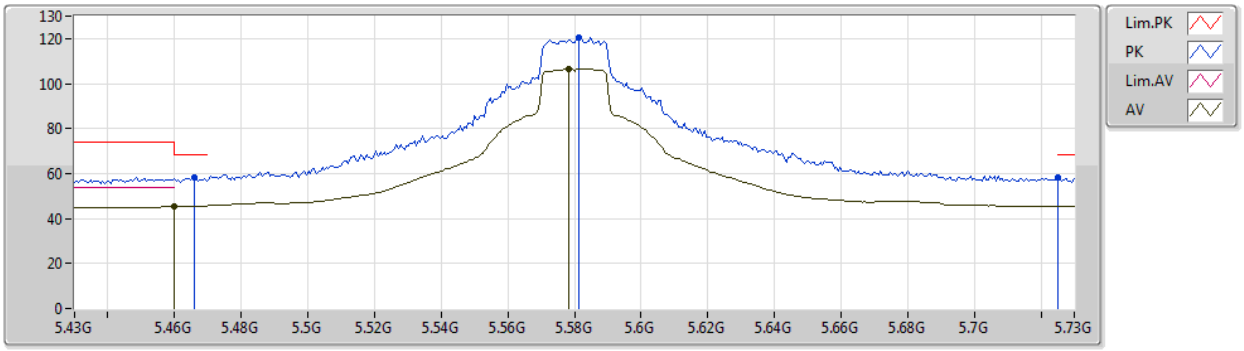

Type	Freq	Level	Limit	Margin	Factor	Dist	Condition	Azimuth	Height	Comment	Raw	AF	CL	PA
	(Hz)	(dBuV/m)	(dBuV/m)	(dB)	(dB)	(m)		(°)	(m)		(dBuV)	(dB)	(dB)	(dB)
AV	5.46G	45.23	54.00	-8.77	5.40	3	Horizontal	360	2.11	-	39.83	31.88	7.43	33.91
AV	5.5782G	106.55	Inf	-Inf	5.60	3	Horizontal	360	2.11	-	100.95	32.01	7.53	33.94
PK	5.466G	58.17	68.20	-10.03	5.41	3	Horizontal	360	2.11	-	52.76	31.89	7.43	33.91
PK	5.5812G	120.32	Inf	-Inf	5.60	3	Horizontal	360	2.11	-	114.72	32.01	7.53	33.94
PK	5.7252G	58.25	68.20	-9.95	5.88	3	Horizontal	360	2.11	-	52.37	32.22	7.62	33.96

802.11ax HEW20_Nss1,(MCS0)_1TX

5580MHz_TX

11/02/2020

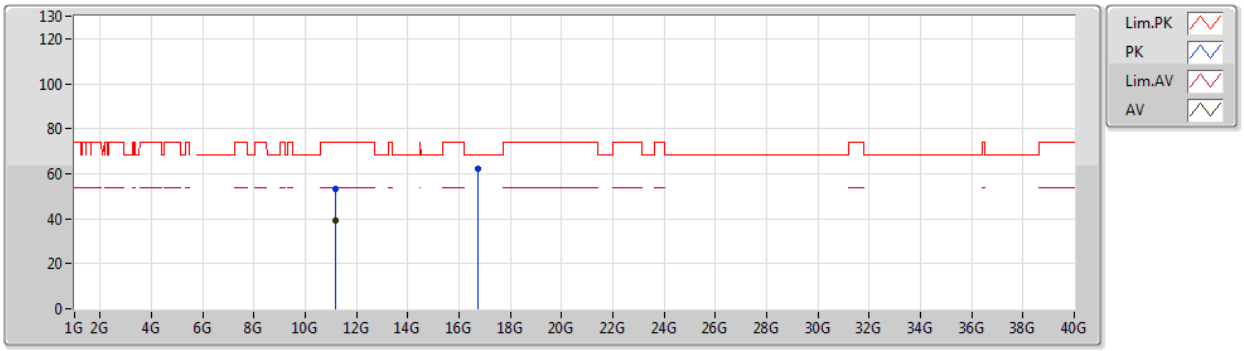

Type	Freq	Level	Limit	Margin	Factor	Dist	Condition	Azimuth	Height	Comment	Raw	AF	CL	PA
	(Hz)	(dBuV/m)	(dBuV/m)	(dB)	(dB)	(m)		(°)	(m)		(dBuV)	(dB)	(dB)	(dB)
AV	11.15838G	39.04	54.00	-14.96	-3.89	3	Vertical	351	2.17	-	42.93	40.01	10.52	54.42
PK	11.15946G	53.11	74.00	-20.89	-3.89	3	Vertical	351	2.17	-	57.00	40.01	10.52	54.42
PK	16.73988G	61.92	68.20	-6.28	0.63	3	Vertical	30	1.35	-	61.29	39.25	13.76	52.38

802.11ax HEW20_Nss1,(MCS0)_1TX

5580MHz_TX

11/02/2020

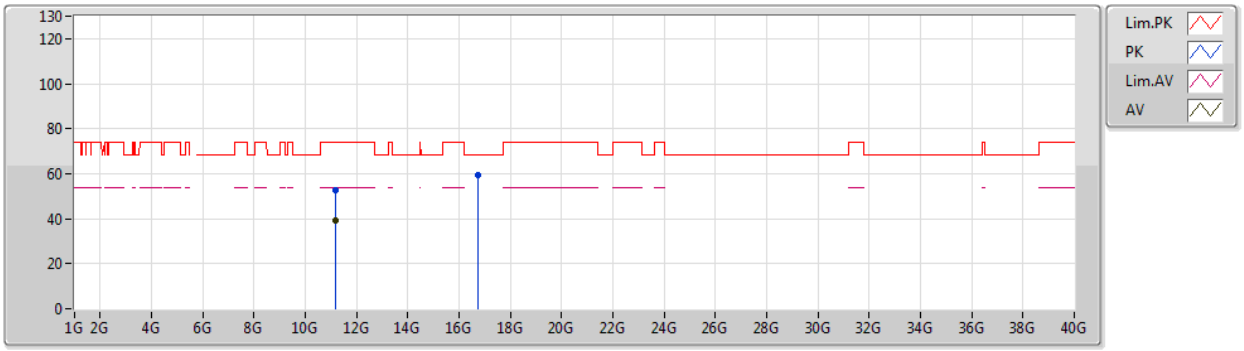

Type	Freq	Level	Limit	Margin	Factor	Dist	Condition	Azimuth	Height	Comment	Raw	AF	CL	PA
	(Hz)	(dBuV/m)	(dBuV/m)	(dB)	(dB)	(m)		(°)	(m)		(dBuV)	(dB)	(dB)	(dB)
AV	11.15982G	38.95	54.00	-15.05	-3.89	3	Horizontal	317	1.36	-	42.84	40.01	10.52	54.42
PK	11.16288G	52.70	74.00	-21.30	-3.90	3	Horizontal	317	1.36	-	56.60	40.00	10.52	54.42
PK	16.73784G	59.36	68.20	-8.84	0.62	3	Horizontal	66	1.39	-	58.74	39.24	13.76	52.38

802.11ax HEW20_Nss1,(MCS0)_1TX

5700MHz_TX

11/02/2020

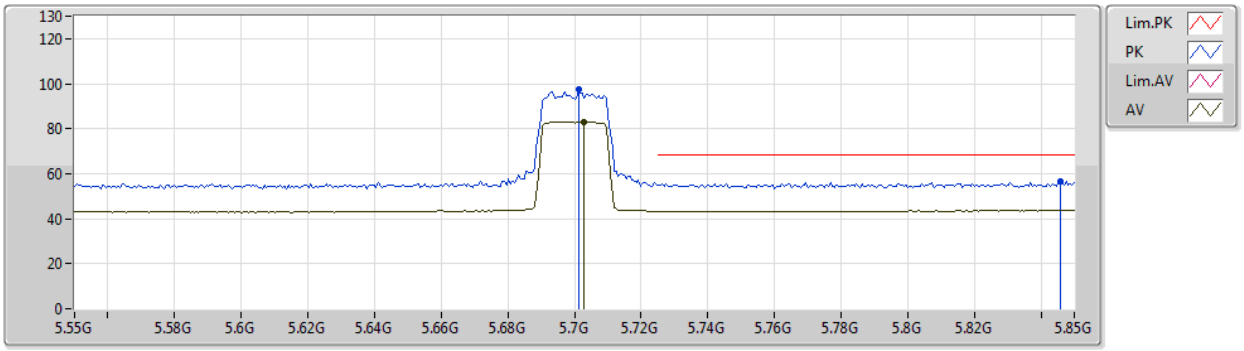

Type	Freq	Level	Limit	Margin	Factor	Dist	Condition	Azimuth	Height	Comment	Raw	AF	CL	PA
	(Hz)	(dBuV/m)	(dBuV/m)	(dB)	(dB)	(m)		(°)	(m)		(dBuV)	(dB)	(dB)	(dB)
AV	5.703G	83.12	Inf	-Inf	5.84	3	Vertical	65	2.78	-	77.28	32.18	7.61	33.95
PK	5.7012G	97.25	Inf	-Inf	5.84	3	Vertical	65	2.78	-	91.41	32.18	7.61	33.95
PK	5.8458G	56.55	68.20	-11.65	6.11	3	Vertical	65	2.78	-	50.44	32.38	7.70	33.97

802.11ax HEW20_Nss1,(MCS0)_1TX

5700MHz_TX

11/02/2020

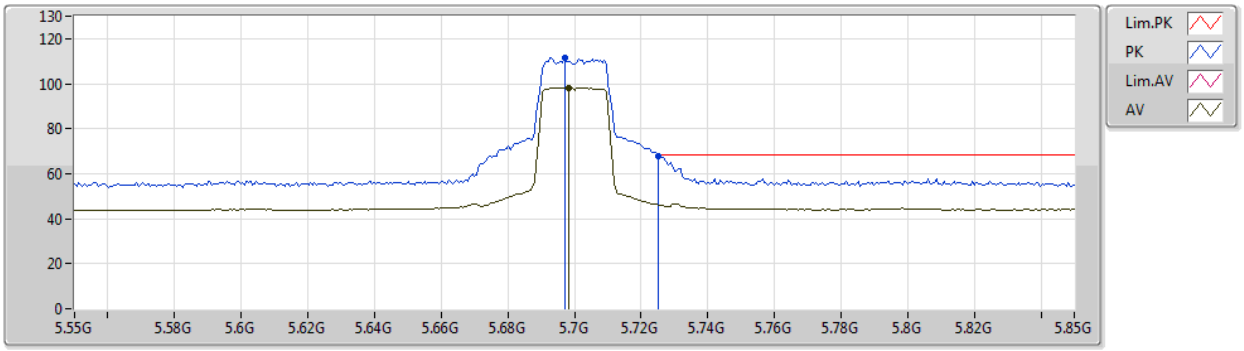

Type	Freq	Level	Limit	Margin	Factor	Dist	Condition	Azimuth	Height	Comment	Raw	AF	CL	PA
	(Hz)	(dBuV/m)	(dBuV/m)	(dB)	(dB)	(m)		(°)	(m)		(dBuV)	(dB)	(dB)	(dB)
AV	5.6982G	98.34	Inf	-Inf	5.83	3	Horizontal	347	1.01	-	92.51	32.18	7.60	33.95
PK	5.697G	111.70	Inf	-Inf	5.83	3	Horizontal	347	1.01	-	105.87	32.18	7.60	33.95
PK	5.7252G	67.82	68.20	-0.38	5.88	3	Horizontal	347	1.01	-	61.94	32.22	7.62	33.96

802.11ax HEW20_Nss1,(MCS0)_1TX

5700MHz_TX

11/02/2020

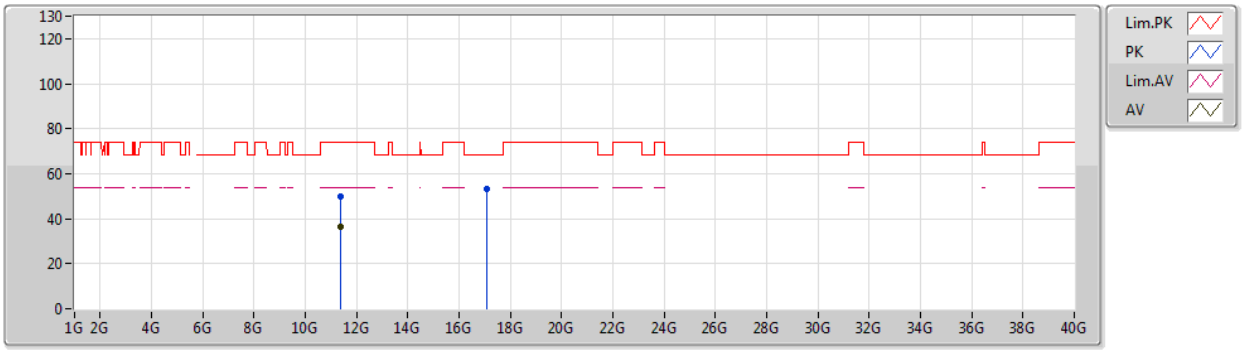

Type	Freq	Level	Limit	Margin	Factor	Dist	Condition	Azimuth	Height	Comment	Raw	AF	CL	PA
	(Hz)	(dBuV/m)	(dBuV/m)	(dB)	(dB)	(m)		(°)	(m)		(dBuV)	(dB)	(dB)	(dB)
AV	11.39448G	36.40	54.00	-17.60	-3.91	3	Vertical	211	2.15	-	40.31	39.73	10.64	54.28
PK	11.39604G	50.15	74.00	-23.85	-3.92	3	Vertical	211	2.15	-	54.07	39.72	10.64	54.28
PK	17.10132G	53.33	68.20	-14.87	1.94	3	Vertical	118	1.93	-	51.39	40.67	13.87	52.60

802.11ax HEW20_Nss1,(MCS0)_1TX

5700MHz_TX

11/02/2020

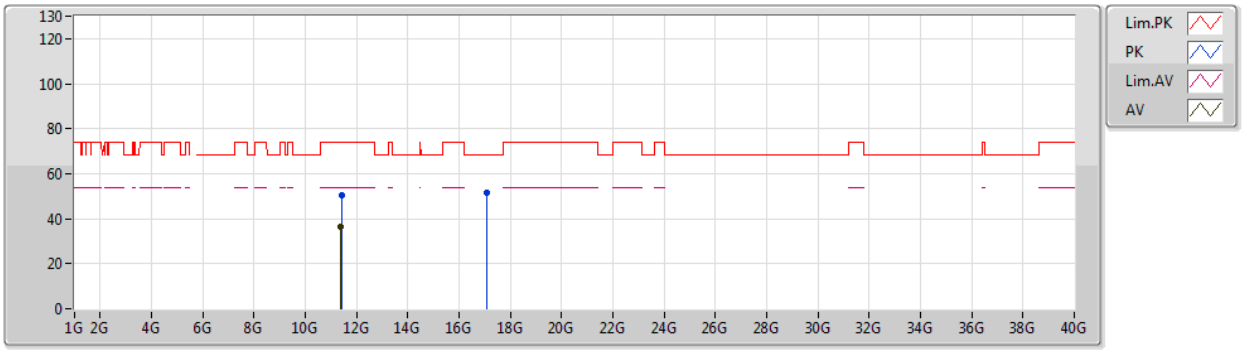

Type	Freq	Level	Limit	Margin	Factor	Dist	Condition	Azimuth	Height	Comment	Raw	AF	CL	PA
	(Hz)	(dBuV/m)	(dBuV/m)	(dB)	(dB)	(m)		(°)	(m)		(dBuV)	(dB)	(dB)	(dB)
AV	11.38956G	36.48	54.00	-17.52	-3.92	3	Horizontal	273	1.02	-	40.40	39.73	10.63	54.28
PK	11.40336G	50.40	74.00	-23.60	-3.92	3	Horizontal	273	1.02	-	54.32	39.72	10.64	54.28
PK	17.10498G	51.71	68.20	-16.49	1.95	3	Horizontal	354	1.14	-	49.76	40.69	13.87	52.61

802.11ax HEW20_Nss1,(MCS0)_1TX

5720MHz Straddle 5.47-5.725GHz_TX

11/02/2020

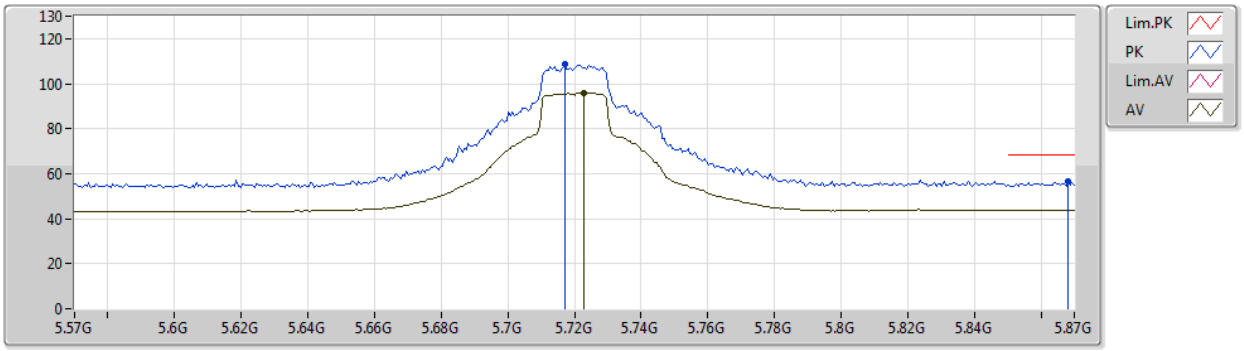

Type	Freq	Level	Limit	Margin	Factor	Dist	Condition	Azimuth	Height	Comment	Raw	AF	CL	PA
	(Hz)	(dBuV/m)	(dBuV/m)	(dB)	(dB)	(m)		(°)	(m)		(dBuV)	(dB)	(dB)	(dB)
AV	5.723G	95.89	Inf	-Inf	5.88	3	Vertical	17	3.00	-	90.01	32.21	7.62	33.95
PK	5.717G	108.93	Inf	-Inf	5.87	3	Vertical	17	3.00	-	103.06	32.20	7.62	33.95
PK	5.8682G	56.33	68.20	-11.87	6.15	3	Vertical	17	3.00	-	50.18	32.42	7.71	33.98

802.11ax HEW20_Nss1,(MCS0)_1TX

5720MHz Straddle 5.47-5.725GHz_TX

11/02/2020

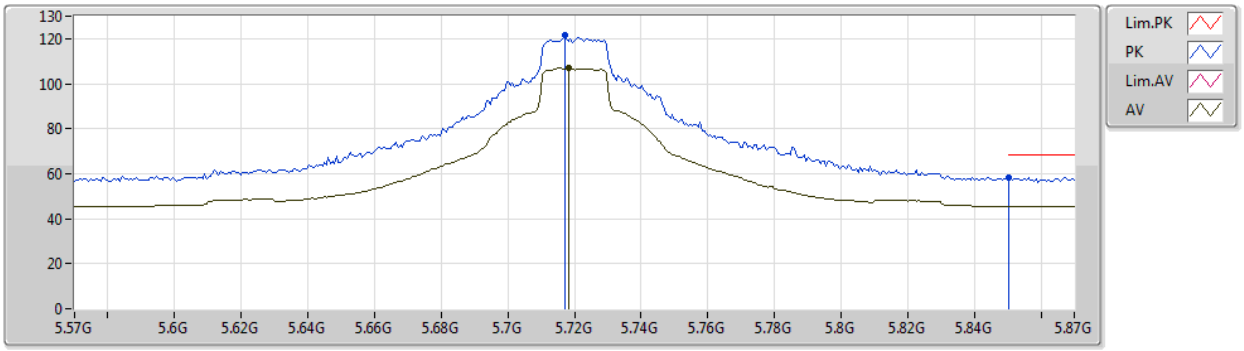

Type	Freq	Level	Limit	Margin	Factor	Dist	Condition	Azimuth	Height	Comment	Raw	AF	CL	PA
	(Hz)	(dBuV/m)	(dBuV/m)	(dB)	(dB)	(m)		(°)	(m)		(dBuV)	(dB)	(dB)	(dB)
AV	5.7182G	107.06	Inf	-Inf	5.88	3	Horizontal	348	1.00	-	101.18	32.21	7.62	33.95
PK	5.717G	121.45	Inf	-Inf	5.87	3	Horizontal	348	1.00	-	115.58	32.20	7.62	33.95
PK	5.8502G	58.41	68.20	-9.79	6.11	3	Horizontal	348	1.00	-	52.30	32.39	7.70	33.98

802.11ax HEW20_Nss1,(MCS0)_1TX

5720MHz Straddle 5.47-5.725GHz_TX

11/02/2020

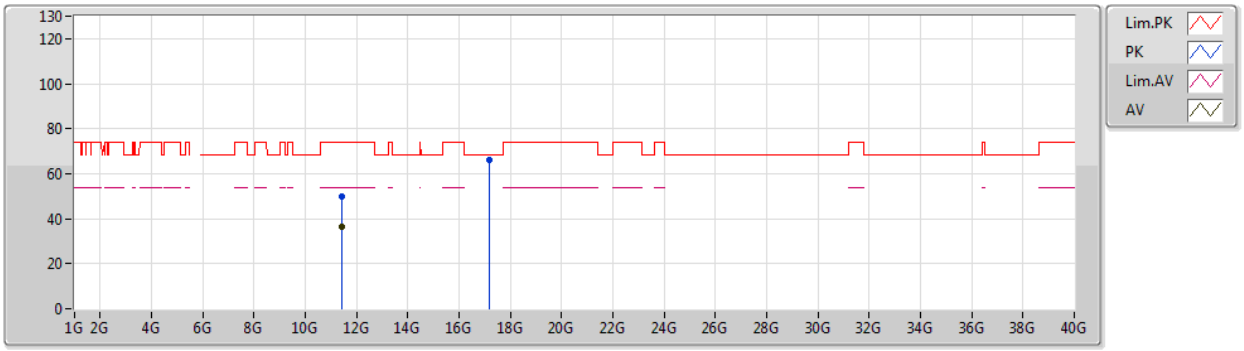

Type	Freq	Level	Limit	Margin	Factor	Dist	Condition	Azimuth	Height	Comment	Raw	AF	CL	PA
	(Hz)	(dBuV/m)	(dBuV/m)	(dB)	(dB)	(m)		(°)	(m)		(dBuV)	(dB)	(dB)	(dB)
AV	11.43544G	36.27	54.00	-17.73	-3.92	3	Vertical	125	1.24	-	40.19	39.68	10.66	54.26
PK	11.4469G	49.78	74.00	-24.22	-3.93	3	Vertical	125	1.24	-	53.71	39.66	10.66	54.25
PK	17.15778G	65.87	68.20	-2.33	2.29	3	Vertical	335	1.49	-	63.58	41.04	13.89	52.64

802.11ax HEW20_Nss1,(MCS0)_1TX

5720MHz Straddle 5.47-5.725GHz_TX

11/02/2020

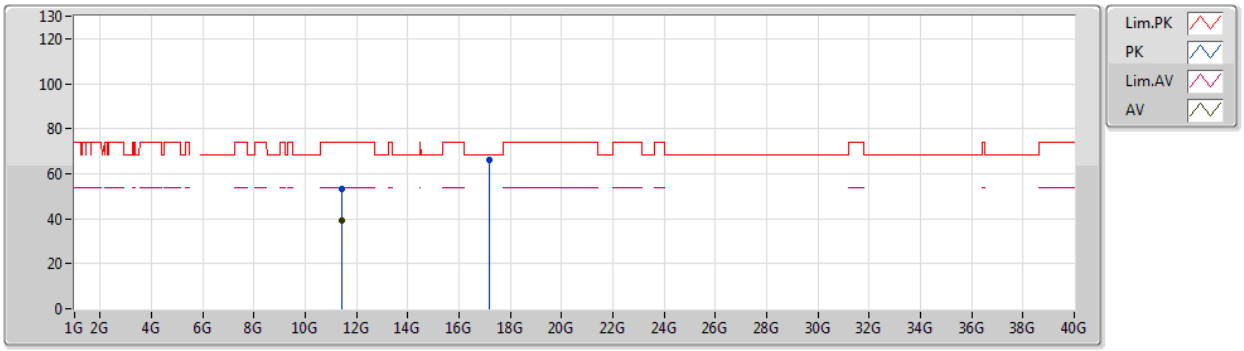

Type	Freq	Level	Limit	Margin	Factor	Dist	Condition	Azimuth	Height	Comment	Raw	AF	CL	PA
	(Hz)	(dBuV/m)	(dBuV/m)	(dB)	(dB)	(m)		(°)	(m)		(dBuV)	(dB)	(dB)	(dB)
AV	11.44312G	38.97	54.00	-15.03	-3.92	3	Horizontal	350	1.76	-	42.89	39.67	10.66	54.25
PK	11.44252G	53.03	74.00	-20.97	-3.92	3	Horizontal	350	1.76	-	56.95	39.67	10.66	54.25
PK	17.1579G	66.38	68.20	-1.82	2.29	3	Horizontal	54	1.50	-	64.09	41.04	13.89	52.64

802.11ax HEW20_Nss1,(MCS0)_1TX

5745MHz_TX

11/02/2020

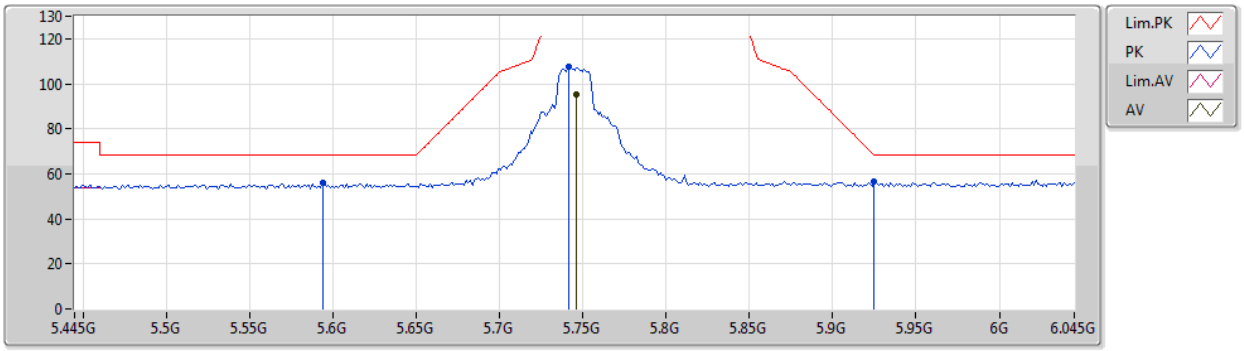

Type	Freq	Level	Limit	Margin	Factor	Dist	Condition	Azimuth	Height	Comment	Raw	AF	CL	PA
	(Hz)	(dBuV/m)	(dBuV/m)	(dB)	(dB)	(m)		(°)	(m)		(dBuV)	(dB)	(dB)	(dB)
AV	5.7462G	95.21	Inf	-Inf	5.91	3	Vertical	25	2.73	-	89.30	32.24	7.63	33.96
PK	5.5938G	55.79	68.20	-12.41	5.63	3	Vertical	25	2.73	-	50.16	32.03	7.54	33.94
PK	5.7414G	107.45	Inf	-Inf	5.91	3	Vertical	25	2.73	-	101.54	32.24	7.63	33.96
PK	5.925G	56.65	68.20	-11.55	6.27	3	Vertical	25	2.73	-	50.38	32.50	7.75	33.98

802.11ax HEW20_Nss1,(MCS0)_1TX

5745MHz_TX

11/02/2020

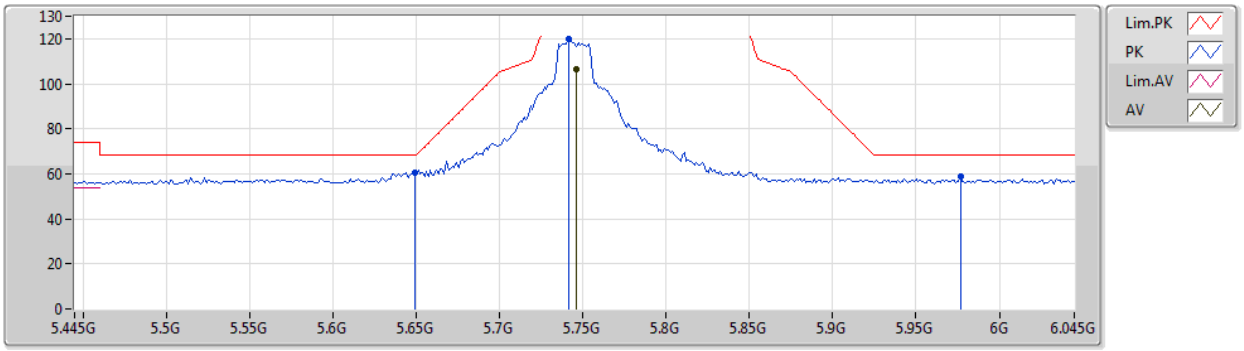

Type	Freq	Level	Limit	Margin	Factor	Dist	Condition	Azimuth	Height	Comment	Raw	AF	CL	PA
	(Hz)	(dBuV/m)	(dBuV/m)	(dB)	(dB)	(m)		(°)	(m)		(dBuV)	(dB)	(dB)	(dB)
AV	5.7462G	106.68	Inf	-Inf	5.91	3	Horizontal	0	2.36	-	100.77	32.24	7.63	33.96
PK	5.649G	60.79	68.20	-7.41	5.74	3	Horizontal	0	2.36	-	55.05	32.11	7.57	33.94
PK	5.7414G	120.01	Inf	-Inf	5.91	3	Horizontal	0	2.36	-	114.10	32.24	7.63	33.96
PK	5.9766G	58.83	68.20	-9.37	6.35	3	Horizontal	0	2.36	-	52.48	32.57	7.78	34.00

802.11ax HEW20_Nss1,(MCS0)_1TX

5745MHz_TX

11/02/2020

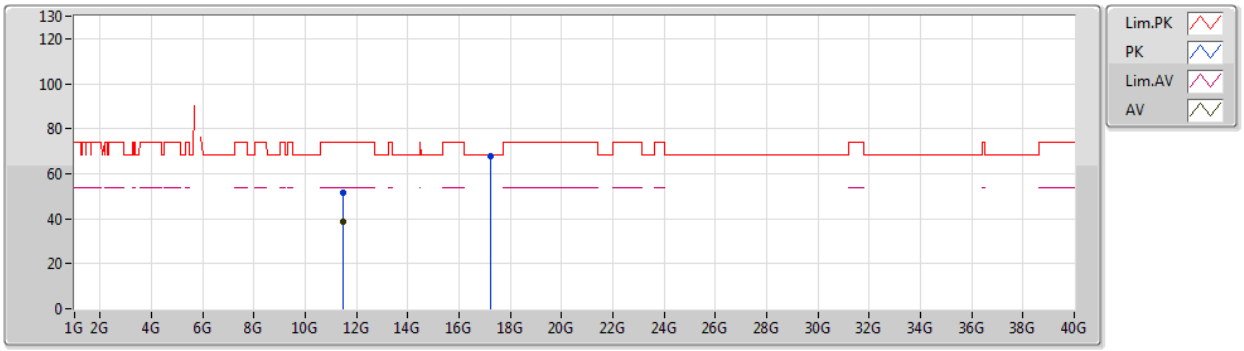

Type	Freq	Level	Limit	Margin	Factor	Dist	Condition	Azimuth	Height	Comment	Raw	AF	CL	PA
	(Hz)	(dBuV/m)	(dBuV/m)	(dB)	(dB)	(m)		(°)	(m)		(dBuV)	(dB)	(dB)	(dB)
AV	11.48952G	38.51	54.00	-15.49	-3.94	3	Vertical	31	1.61	-	42.45	39.61	10.68	54.23
PK	11.48766G	51.52	74.00	-22.48	-3.94	3	Vertical	31	1.61	-	55.46	39.61	10.68	54.23
PK	17.2422G	67.97	68.20	-0.23	2.81	3	Vertical	269	1.49	-	65.16	41.60	13.91	52.70

802.11ax HEW20_Nss1,(MCS0)_1TX

5745MHz_TX

11/02/2020

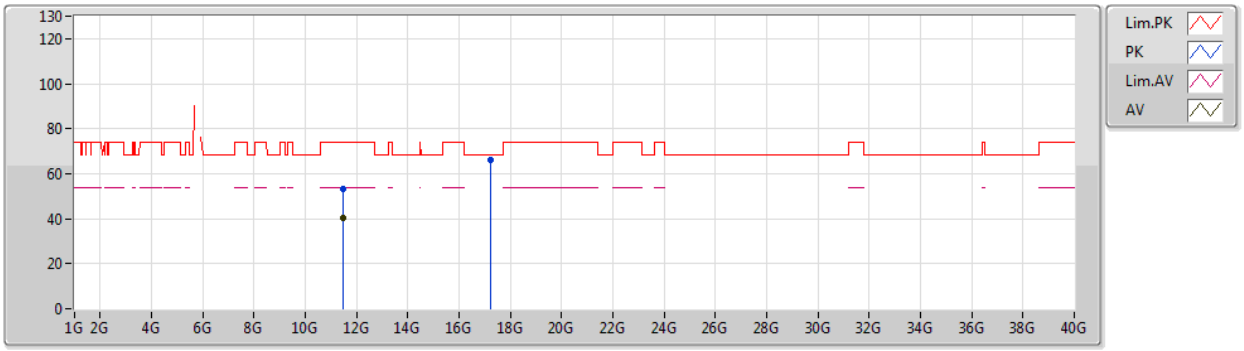

Type	Freq	Level	Limit	Margin	Factor	Dist	Condition	Azimuth	Height	Comment	Raw	AF	CL	PA
	(Hz)	(dBuV/m)	(dBuV/m)	(dB)	(dB)	(m)		(°)	(m)		(dBuV)	(dB)	(dB)	(dB)
AV	11.4894G	40.15	54.00	-13.85	-3.94	3	Horizontal	266	1.49	-	44.09	39.61	10.68	54.23
PK	11.48424G	53.12	74.00	-20.88	-3.93	3	Horizontal	266	1.49	-	57.05	39.62	10.68	54.23
PK	17.23746G	66.30	68.20	-1.90	2.79	3	Horizontal	334	2.64	-	63.51	41.57	13.91	52.69

802.11ax HEW20_Nss1,(MCS0)_1TX

5785MHz_TX

11/02/2020

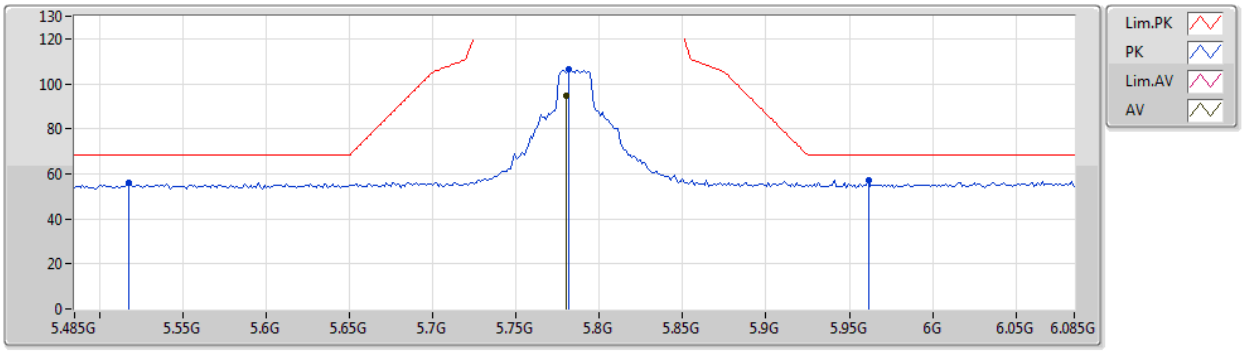

Type	Freq	Level	Limit	Margin	Factor	Dist	Condition	Azimuth	Height	Comment	Raw	AF	CL	PA
	(Hz)	(dBuV/m)	(dBuV/m)	(dB)	(dB)	(m)		(°)	(m)		(dBuV)	(dB)	(dB)	(dB)
AV	5.7802G	94.57	Inf	-Inf	5.98	3	Vertical	24	2.81	-	88.59	32.29	7.66	33.97
PK	5.5174G	56.28	68.20	-11.92	5.49	3	Vertical	24	2.81	-	50.79	31.92	7.49	33.92
PK	5.7814G	106.39	Inf	-Inf	5.98	3	Vertical	24	2.81	-	100.41	32.29	7.66	33.97
PK	5.9614G	57.03	68.20	-11.17	6.33	3	Vertical	24	2.81	-	50.70	32.55	7.77	33.99

802.11ax HEW20_Nss1,(MCS0)_1TX

5785MHz_TX

11/02/2020

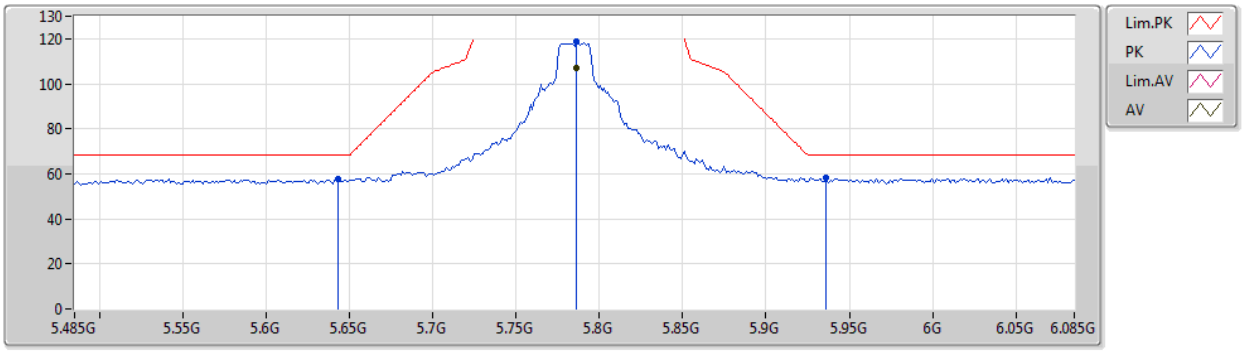

Type	Freq	Level	Limit	Margin	Factor	Dist	Condition	Azimuth	Height	Comment	Raw	AF	CL	PA
	(Hz)	(dBuV/m)	(dBuV/m)	(dB)	(dB)	(m)		(°)	(m)		(dBuV)	(dB)	(dB)	(dB)
AV	5.7862G	106.95	Inf	-Inf	5.99	3	Horizontal	3	1.00	-	100.96	32.30	7.66	33.97
PK	5.6434G	57.74	68.20	-10.46	5.73	3	Horizontal	3	1.00	-	52.01	32.10	7.57	33.94
PK	5.7862G	118.76	Inf	-Inf	5.99	3	Horizontal	3	1.00	-	112.77	32.30	7.66	33.97
PK	5.9362G	58.17	68.20	-10.03	6.28	3	Horizontal	3	1.00	-	51.89	32.51	7.76	33.99

802.11ax HEW20_Nss1,(MCS0)_1TX

5785MHz_TX

11/02/2020

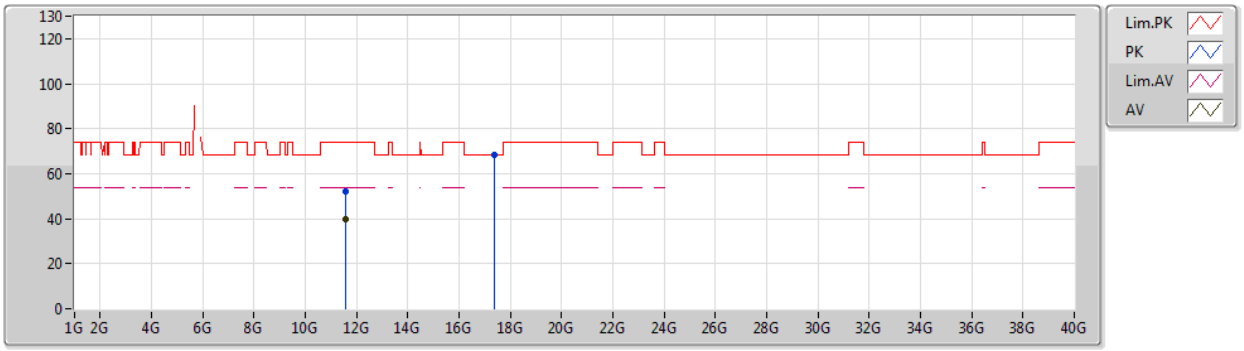

Type	Freq	Level	Limit	Margin	Factor	Dist	Condition	Azimuth	Height	Comment	Raw	AF	CL	PA
	(Hz)	(dBuV/m)	(dBuV/m)	(dB)	(dB)	(m)		(°)	(m)		(dBuV)	(dB)	(dB)	(dB)
AV	11.56994G	39.70	54.00	-14.30	-3.90	3	Vertical	3	1.48	-	43.60	39.52	10.72	54.14
PK	11.57252G	52.26	74.00	-21.74	-3.91	3	Vertical	3	1.48	-	56.17	39.51	10.72	54.14
PK	17.35566G	68.12	68.20	-0.08	3.52	3	Vertical	55	2.30	-	64.60	42.35	13.94	52.77

802.11ax HEW20_Nss1,(MCS0)_1TX

5785MHz_TX

11/02/2020

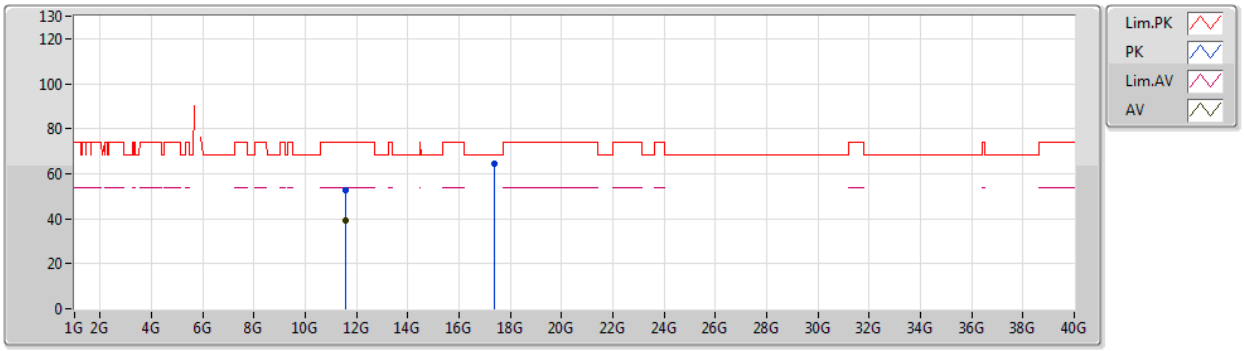

Type	Freq	Level	Limit	Margin	Factor	Dist	Condition	Azimuth	Height	Comment	Raw	AF	CL	PA
	(Hz)	(dBuV/m)	(dBuV/m)	(dB)	(dB)	(m)		(°)	(m)		(dBuV)	(dB)	(dB)	(dB)
AV	11.56922G	39.35	54.00	-14.65	-3.91	3	Horizontal	264	1.49	-	43.26	39.52	10.72	54.15
PK	11.5694G	52.45	74.00	-21.55	-3.91	3	Horizontal	264	1.49	-	56.36	39.52	10.72	54.15
PK	17.35476G	64.33	68.20	-3.87	3.51	3	Horizontal	335	1.52	-	60.82	42.34	13.94	52.77

802.11ax HEW20_Nss1,(MCS0)_1TX

5825MHz_TX

11/02/2020

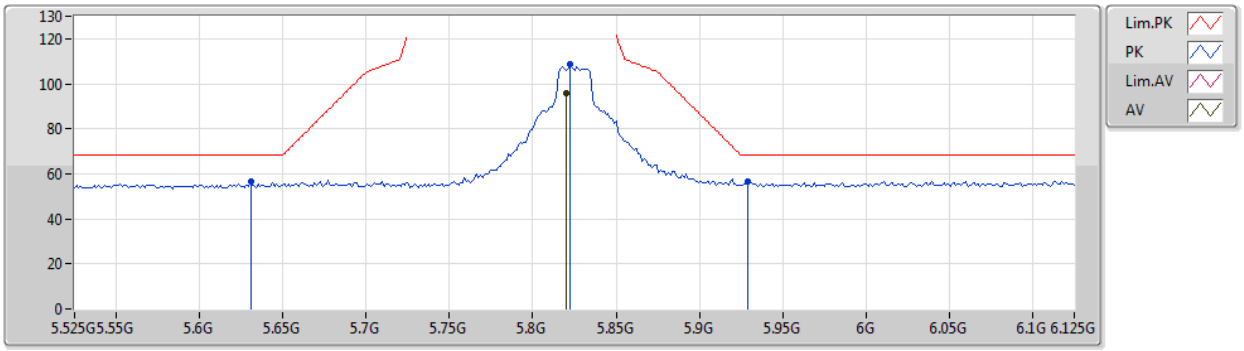

Type	Freq	Level	Limit	Margin	Factor	Dist	Condition	Azimuth	Height	Comment	Raw	AF	CL	PA
	(Hz)	(dBuV/m)	(dBuV/m)	(dB)	(dB)	(m)		(°)	(m)		(dBuV)	(dB)	(dB)	(dB)
AV	5.8202G	95.58	Inf	-Inf	6.06	3	Vertical	26	2.67	-	89.52	32.35	7.68	33.97
PK	5.6306G	56.40	68.20	-11.80	5.70	3	Vertical	26	2.67	-	50.70	32.08	7.56	33.94
PK	5.8226G	108.56	Inf	-Inf	6.06	3	Vertical	26	2.67	-	102.50	32.35	7.68	33.97
PK	5.9294G	56.76	68.20	-11.44	6.26	3	Vertical	26	2.67	"	50.50	32.50	7.75	33.99

802.11ax HEW20_Nss1,(MCS0)_1TX

5825MHz_TX

11/02/2020

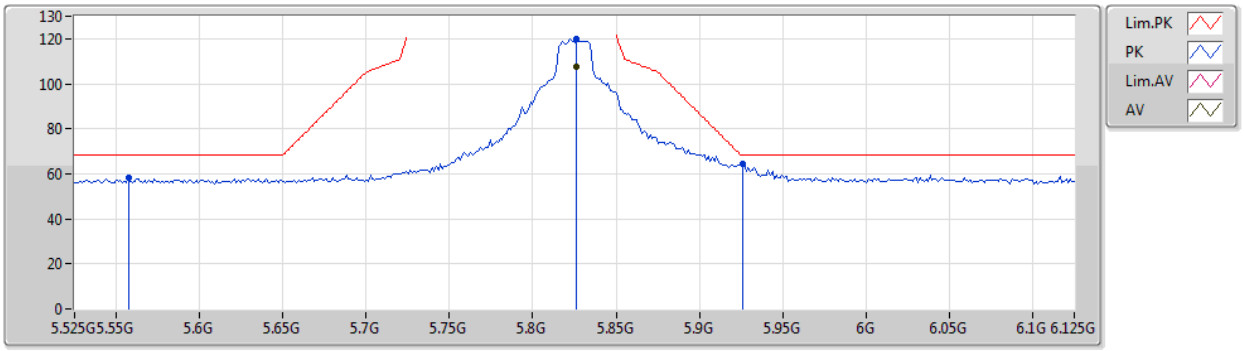

Type	Freq	Level	Limit	Margin	Factor	Dist	Condition	Azimuth	Height	Comment	Raw	AF	CL	PA
	(Hz)	(dBuV/m)	(dBuV/m)	(dB)	(dB)	(m)		(°)	(m)		(dBuV)	(dB)	(dB)	(dB)
AV	5.8262G	107.69	Inf	-Inf	6.08	3	Horizontal	0	1.06	-	101.61	32.36	7.69	33.97
PK	5.5574G	58.04	68.20	-10.16	5.56	3	Horizontal	0	1.06	-	52.48	31.98	7.51	33.93
PK	5.8262G	119.79	Inf	-Inf	6.08	3	Horizontal	0	1.06	-	113.71	32.36	7.69	33.97
PK	5.9258G	64.51	68.20	-3.69	6.26	3	Horizontal	0	1.06	-	58.25	32.50	7.75	33.99

802.11ax HEW20_Nss1,(MCS0)_1TX

5825MHz_TX

11/02/2020

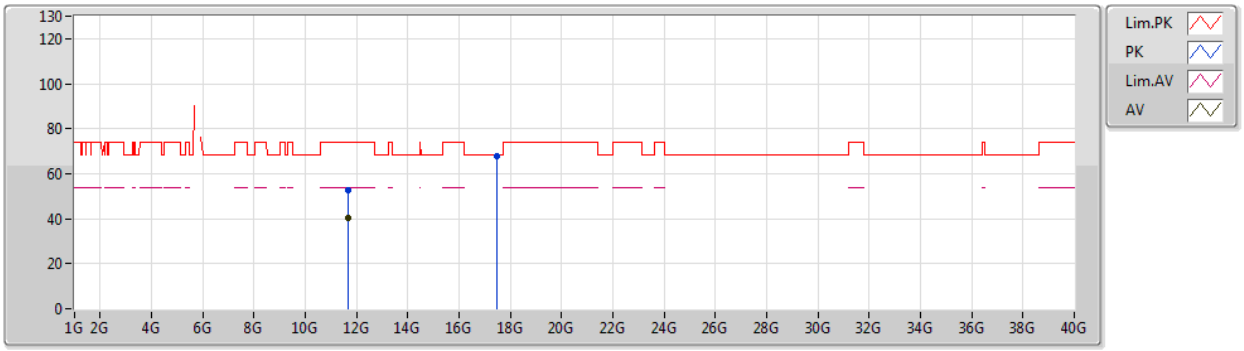

Type	Freq	Level	Limit	Margin	Factor	Dist	Condition	Azimuth	Height	Comment	Raw	AF	CL	PA
	(Hz)	(dBuV/m)	(dBuV/m)	(dB)	(dB)	(m)		(°)	(m)		(dBuV)	(dB)	(dB)	(dB)
AV	11.64814G	40.19	54.00	-13.81	-3.88	3	Vertical	30	1.35	-	44.07	39.42	10.76	54.06
PK	11.65414G	52.62	74.00	-21.38	-3.87	3	Vertical	30	1.35	-	56.49	39.42	10.76	54.05
PK	17.47302G	67.79	68.20	-0.41	4.25	3	Vertical	59	1.49	-	63.54	43.12	13.97	52.84

802.11ax HEW20_Nss1,(MCS0)_1TX

5825MHz_TX

11/02/2020

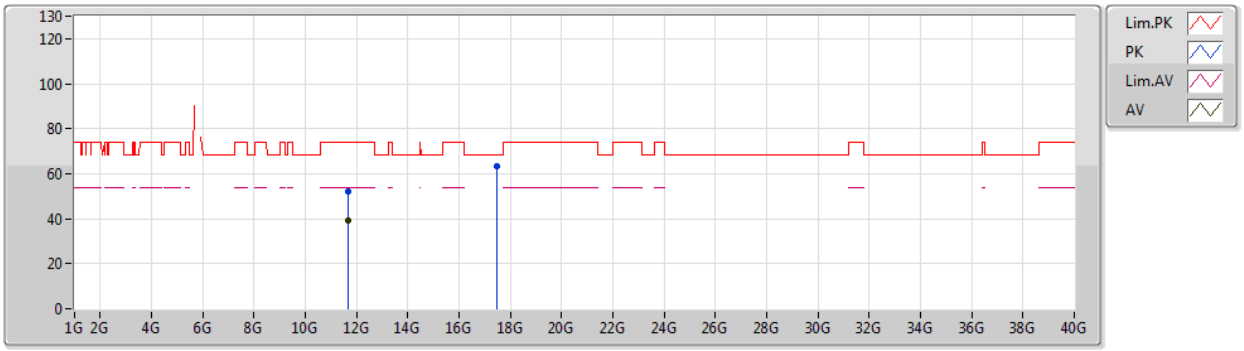

Type	Freq	Level	Limit	Margin	Factor	Dist	Condition	Azimuth	Height	Comment	Raw	AF	CL	PA
	(Hz)	(dBuV/m)	(dBuV/m)	(dB)	(dB)	(m)		(°)	(m)		(dBuV)	(dB)	(dB)	(dB)
AV	11.65246G	39.42	54.00	-14.58	-3.88	3	Horizontal	265	1.51	-	43.30	39.42	10.76	54.06
PK	11.65282G	52.26	74.00	-21.74	-3.87	3	Horizontal	265	1.51	-	56.13	39.42	10.76	54.05
PK	17.4756G	63.48	68.20	-4.72	4.27	3	Horizontal	336	1.49	-	59.21	43.14	13.97	52.84

802.11ax HEW40_Nss1,(MCS0)_1TX

5190MHz_TX

11/02/2020

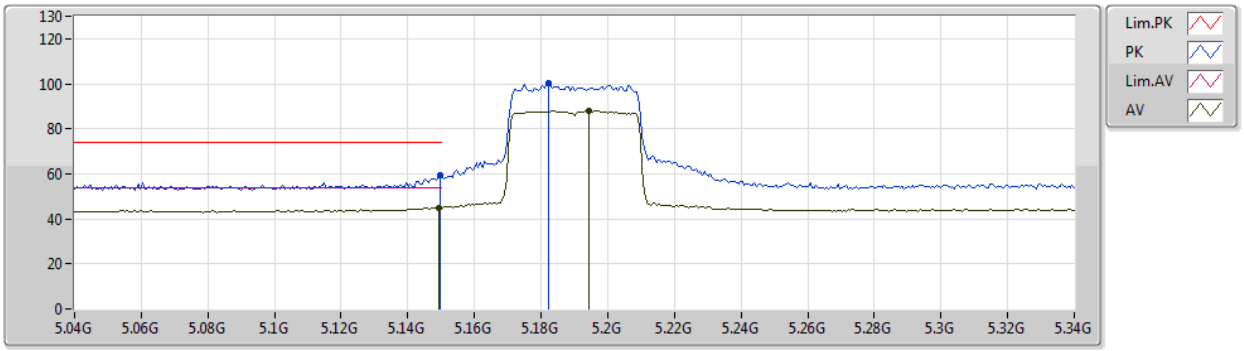

Type	Freq	Level	Limit	Margin	Factor	Dist	Condition	Azimuth	Height	Comment	Raw	AF	CL	PA
	(Hz)	(dBuV/m)	(dBuV/m)	(dB)	(dB)	(m)		(°)	(m)		(dBuV)	(dB)	(dB)	(dB)
AV	5.1492G	45.08	54.00	-8.92	4.97	3	Vertical	18	2.64	-	40.11	31.76	7.04	33.83
AV	5.1942G	88.11	Inf	-Inf	5.02	3	Vertical	18	2.64	-	83.09	31.78	7.09	33.85
PK	5.1498G	59.38	74.00	-14.62	4.97	3	Vertical	18	2.64	-	54.41	31.76	7.04	33.83
PK	5.1822G	100.33	Inf	-Inf	5.01	3	Vertical	18	2.64	-	95.32	31.77	7.08	33.84

802.11ax HEW40_Nss1,(MCS0)_1TX

5190MHz_TX

11/02/2020

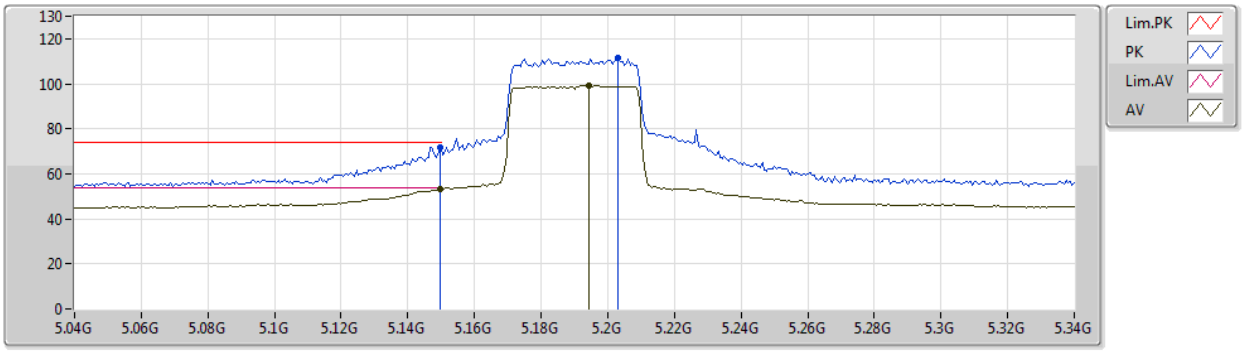

Type	Freq	Level	Limit	Margin	Factor	Dist	Condition	Azimuth	Height	Comment	Raw	AF	CL	PA
	(Hz)	(dBuV/m)	(dBuV/m)	(dB)	(dB)	(m)		(°)	(m)		(dBuV)	(dB)	(dB)	(dB)
AV	5.1498G	53.27	54.00	-0.73	4.97	3	Horizontal	9	1.18	-	48.30	31.76	7.04	33.83
AV	5.1942G	99.41	Inf	-Inf	5.02	3	Horizontal	9	1.18	-	94.39	31.78	7.09	33.85
PK	5.1498G	71.66	74.00	-2.34	4.97	3	Horizontal	9	1.18	-	66.69	31.76	7.04	33.83
PK	5.2032G	111.23	Inf	-Inf	5.03	3	Horizontal	9	1.18	-	106.20	31.78	7.10	33.85

802.11ax HEW40_Nss1,(MCS0)_1TX

5190MHz_TX

11/02/2020

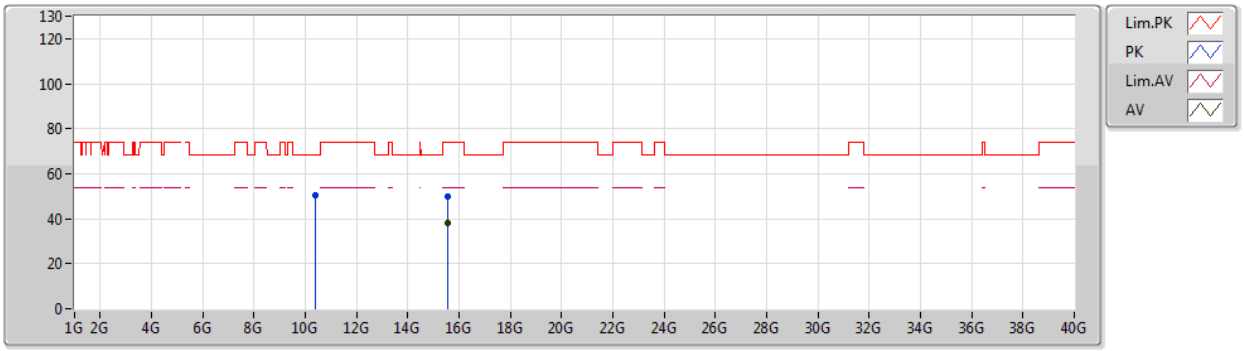

Type	Freq	Level	Limit	Margin	Factor	Dist	Condition	Azimuth	Height	Comment	Raw	AF	CL	PA
	(Hz)	(dBuV/m)	(dBuV/m)	(dB)	(dB)	(m)		(°)	(m)		(dBuV)	(dB)	(dB)	(dB)
AV	15.56964G	38.15	54.00	-15.85	-1.47	3	Vertical	360	1.44	-	39.62	38.69	12.86	53.02
PK	10.3923G	50.22	68.20	-17.98	-4.72	3	Vertical	70	1.49	-	54.94	39.41	10.33	54.46
PK	15.5634G	50.07	74.00	-23.93	-1.44	3	Vertical	360	1.44	-	51.51	38.72	12.85	53.01

802.11ax HEW40_Nss1,(MCS0)_1TX

5190MHz_TX

11/02/2020

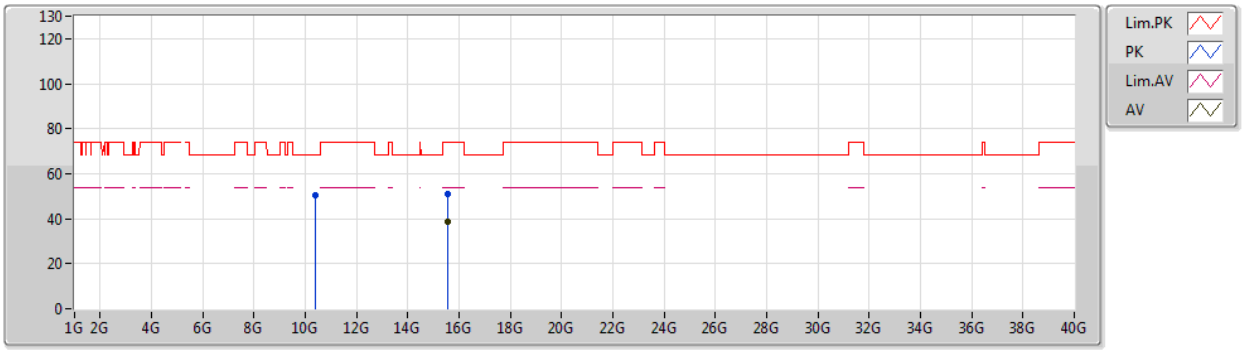

Type	Freq	Level	Limit	Margin	Factor	Dist	Condition	Azimuth	Height	Comment	Raw	AF	CL	PA
	(Hz)	(dBuV/m)	(dBuV/m)	(dB)	(dB)	(m)		(°)	(m)		(dBuV)	(dB)	(dB)	(dB)
AV	15.55524G	38.64	54.00	-15.36	-1.41	3	Horizontal	338	1.46	-	40.05	38.75	12.84	53.00
PK	10.3812G	50.45	68.20	-17.75	-4.73	3	Horizontal	360	1.50	-	55.18	39.40	10.33	54.46
PK	15.5562G	50.98	74.00	-23.02	-1.42	3	Horizontal	338	1.46	-	52.40	38.74	12.84	53.00

802.11ax HEW40_Nss1,(MCS0)_1TX

5230MHz_TX

11/02/2020

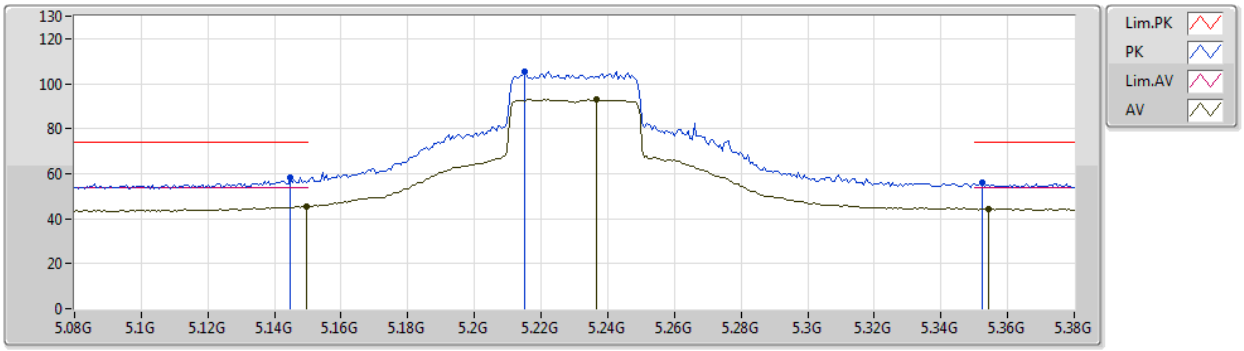

Type	Freq	Level	Limit	Margin	Factor	Dist	Condition	Azimuth	Height	Comment	Raw	AF	CL	PA
	(Hz)	(dBuV/m)	(dBuV/m)	(dB)	(dB)	(m)		(°)	(m)		(dBuV)	(dB)	(dB)	(dB)
AV	5.1496G	45.45	54.00	-8.55	4.97	3	Vertical	15	2.75	-	40.48	31.76	7.04	33.83
AV	5.2366G	92.85	Inf	-Inf	5.08	3	Vertical	15	2.75	-	87.77	31.79	7.15	33.86
AV	5.3542G	44.42	54.00	-9.58	5.24	3	Vertical	15	2.75	-	39.18	31.84	7.29	33.89
PK	5.1448G	58.50	74.00	-15.50	4.96	3	Vertical	15	2.75	-	53.54	31.76	7.03	33.83
PK	5.215G	105.36	Inf	-Inf	5.06	3	Vertical	15	2.75	-	100.30	31.79	7.12	33.85
PK	5.3524G	55.80	74.00	-18.20	5.24	3	Vertical	15	2.75	-	50.56	31.84	7.29	33.89

802.11ax HEW40_Nss1,(MCS0)_1TX

5230MHz_TX

11/02/2020

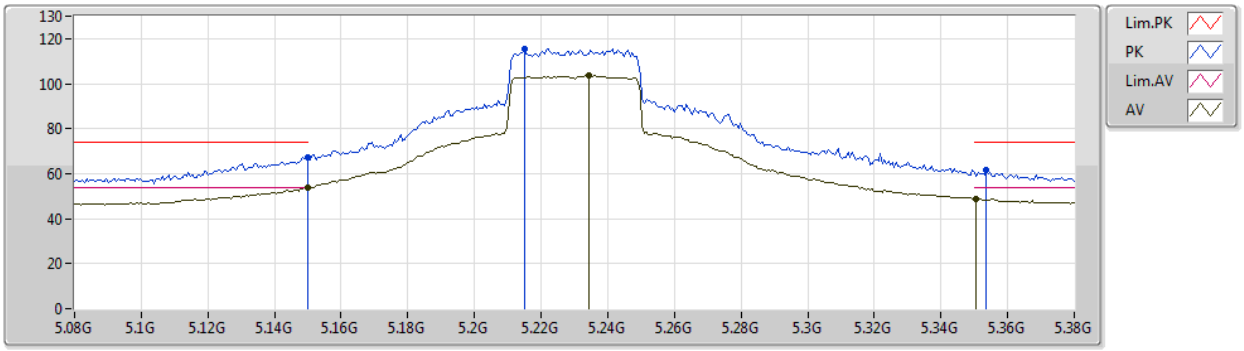

Type	Freq	Level	Limit	Margin	Factor	Dist	Condition	Azimuth	Height	Comment	Raw	AF	CL	PA
	(Hz)	(dBuV/m)	(dBuV/m)	(dB)	(dB)	(m)		(°)	(m)		(dBuV)	(dB)	(dB)	(dB)
AV	5.15G	53.66	54.00	-0.34	4.97	3	Horizontal	18	1.34	-	48.69	31.76	7.04	33.83
AV	5.2342G	103.66	Inf	-Inf	5.07	3	Horizontal	18	1.34	-	98.59	31.79	7.14	33.86
AV	5.3506G	48.60	54.00	-5.40	5.24	3	Horizontal	18	1.34	-	43.36	31.84	7.29	33.89
PK	5.15G	67.27	74.00	-6.73	4.97	3	Horizontal	18	1.34	-	62.30	31.76	7.04	33.83
PK	5.215G	115.40	Inf	-Inf	5.06	3	Horizontal	18	1.34	-	110.34	31.79	7.12	33.85
PK	5.3536G	61.90	74.00	-12.10	5.24	3	Horizontal	18	1.34	-	56.66	31.84	7.29	33.89

802.11ax HEW40_Nss1,(MCS0)_1TX

5230MHz_TX

11/02/2020

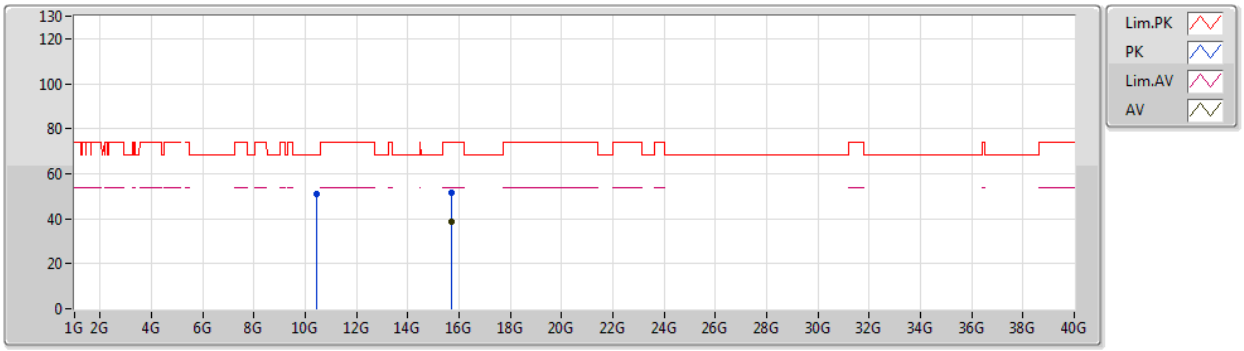

Type	Freq	Level	Limit	Margin	Factor	Dist	Condition	Azimuth	Height	Comment	Raw	AF	CL	PA
	(Hz)	(dBuV/m)	(dBuV/m)	(dB)	(dB)	(m)		(°)	(m)		(dBuV)	(dB)	(dB)	(dB)
AV	15.69642G	38.77	54.00	-15.23	-1.88	3	Vertical	332	1.50	-	40.65	38.22	13.06	53.16
PK	10.45694G	50.80	68.20	-17.40	-4.59	3	Vertical	343	1.56	-	55.39	39.49	10.35	54.43
PK	15.6858G	51.70	74.00	-22.30	-1.85	3	Vertical	332	1.50	-	53.55	38.26	13.04	53.15

802.11ax HEW40_Nss1,(MCS0)_1TX

5230MHz_TX

11/02/2020

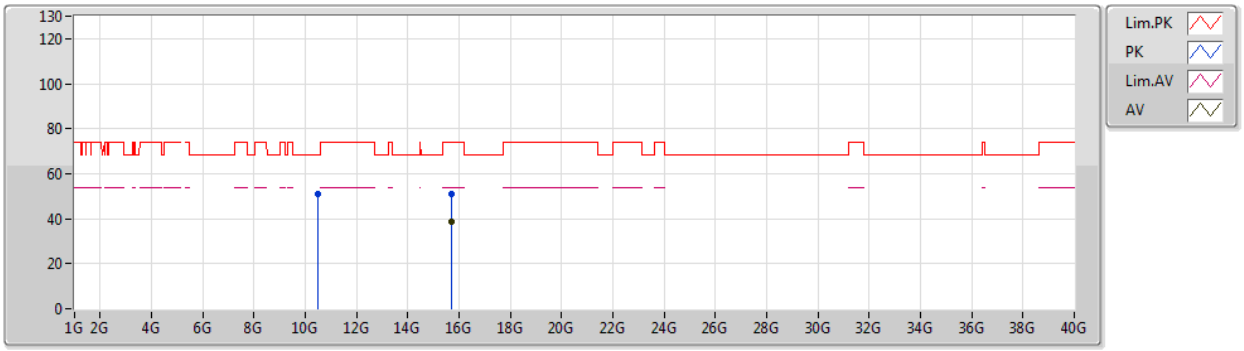

Type	Freq	Level	Limit	Margin	Factor	Dist	Condition	Azimuth	Height	Comment	Raw	AF	CL	PA
	(Hz)	(dBuV/m)	(dBuV/m)	(dB)	(dB)	(m)		(°)	(m)		(dBuV)	(dB)	(dB)	(dB)
AV	15.68334G	38.67	54.00	-15.33	-1.84	3	Horizontal	42	1.49	-	40.51	38.27	13.04	53.15
PK	10.46738G	51.05	68.20	-17.15	-4.56	3	Horizontal	354	1.52	-	55.61	39.51	10.35	54.42
PK	15.69612G	51.10	74.00	-22.90	-1.88	3	Horizontal	42	1.49	-	52.98	38.22	13.06	53.16

802.11ax HEW40_Nss1,(MCS0)_1TX

5270MHz_TX

11/02/2020

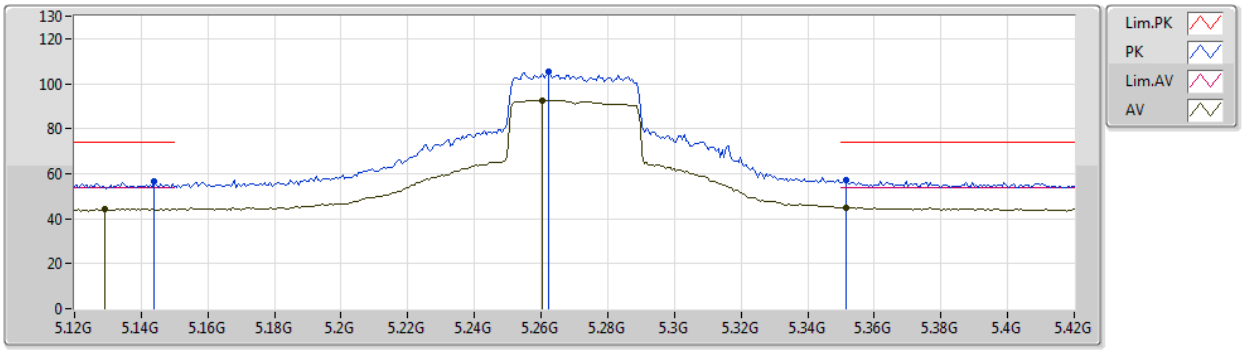

Type	Freq	Level	Limit	Margin	Factor	Dist	Condition	Azimuth	Height	Comment	Raw	AF	CL	PA
	(Hz)	(dBuV/m)	(dBuV/m)	(dB)	(dB)	(m)		(°)	(m)		(dBuV)	(dB)	(dB)	(dB)
AV	5.129G	44.37	54.00	-9.63	4.93	3	Vertical	15	3.00	-	39.44	31.75	7.01	33.83
AV	5.2604G	92.61	Inf	-Inf	5.12	3	Vertical	15	3.00	-	87.49	31.80	7.18	33.86
AV	5.3516G	44.99	54.00	-9.01	5.24	3	Vertical	15	3.00	-	39.75	31.84	7.29	33.89
PK	5.144G	56.37	74.00	-17.63	4.96	3	Vertical	15	3.00	-	51.41	31.76	7.03	33.83
PK	5.2622G	105.21	Inf	-Inf	5.12	3	Vertical	15	3.00	-	100.09	31.80	7.18	33.86
PK	5.3516G	56.97	74.00	-17.03	5.24	3	Vertical	15	3.00	-	51.73	31.84	7.29	33.89