NCC Test Report

Equipment	:	Wireless Access Point Radio module
Brand Name	:	riverbed
Model No.	:	XDR241
Standard	:	LP0002 Section 4.7 (2016-08-23)
Operating Band	:	5250 MHz – 5350 MHz 5470 MHz – 5725 MHz
Applicant	:	RIVERBED TECHNOLOGY, INC. 680 Folsom Street San Francisco, California United States 94107
Manufacturer	:	RIVERBED TECHNOLOGY INC 680 Folsom Street San Francisco, California 94107-1397, USA
Function	:	☐ Outdoor; ☒ Indoor; ☐ Fixed P2P ☐ Client
TPC Function	:	TPC

The product sample received on Jul. 22, 2016 and completely tested on Jan. 12, 2018. We, SPORTON, would like to declare that the tested sample has been evaluated in accordance with the procedures given in ANSI C63.10-2013 and shown compliance with the applicable technical standards.

The test results in this report apply exclusively to the tested model / sample. Without written approval of SPORTON INTERNATIONAL INC., the test report shall not be reproduced except in full.

Sam Chen
SPORTON INTERNATIONAL INC.

Testing Laboratory
1190

Table of Contents

1 GENERAL DESCRIPTION 5

1.1 Information 5
1.2 Testing Applied Standards 8
1.3 Testing Location Information 8
1.4 Measurement Uncertainty 8

2 TEST CONFIGURATION OF EUT 9

2.1 Test Channel Mode 9
2.2 The Worst Case Measurement Configuration 13
2.3 EUT Operation during Test 15
2.4 Accessories 15
2.5 Support Equipment 16
2.6 Test Setup Diagram 17

3 TRANSMITTER TEST RESULT 21

3.1 AC Power-line Conducted Emissions 21
3.2 Emission Bandwidth 23
3.3 Maximum Conducted Output Power 24
3.4 Peak Power Spectral Density 27
3.5 Unwanted Emissions 30
3.6 Frequency Stability 35

4 TEST EQUIPMENT AND CALIBRATION DATA 37

APPENDIX A. TEST RESULTS OF AC POWER-LINE CONDUCTED EMISSIONS

APPENDIX B. TEST RESULTS OF EMISSION BANDWIDTH

APPENDIX C. TEST RESULTS OF MAXIMUM CONDUCTED OUTPUT POWER

APPENDIX D. TEST RESULTS OF PEAK POWER SPECTRAL DENSITY

APPENDIX E. TEST RESULTS OF UNWANTED EMISSIONS

APPENDIX F. TEST RESULTS OF FREQUENCY STABILITY

APPENDIX G. TEST PHOTOS

Summary of Test Result

Conformance Test Specifications			
Report Clause	**Ref. Std. Clause**	**Description**	**Result**
1.1.2	4.7.8	Antenna Requirement	Complied
3.1	2.3	AC Power-line Conducted Emissions	Complied
3.2	4.7.3	Emission Bandwidth	Complied
3.3	4.7.3	Maximum Conducted Output Power	Complied
3.4	4.7.3	Peak Power Spectral Density	Complied
3.5	4.7.4	Unwanted Emissions	Complied
3.6	-	Frequency Stability	Complied

Note 1: The EUT is a limited module which only limited to the Wireless Access Point (brand: riverbed model: XA4240).
The EUT was installed to the Wireless Access Point (brand: riverbed / model: XA4240) to perform all the tests.

Note 2: These four radios will be operated in different bands. If they are used in the same band, the output power of each radio will be reduced to make sure that total power is equal to max output power of single radio module.

Revision History

Report No.	Version	Description	Issued Date
TR681228-06AB	Rev. 01	Initial issue of report	Jan. 31, 2018

1 General Description

1.1 Information

1.1.1 RF General Information

Frequency Range (MHz)	IEEE Std. 802.11	Ch. Frequency (MHz)	Channel Number
5250-5350	a, n (HT20), ac (VHT20)	5260-5320	52-64 [4]
5470-5725		5500-5720	100-144 [12]
5250-5350	n (HT40), ac (VHT40)	5270-5310	54-62 [2]
5470-5725		5510-5710	102-142 [6]
5250-5350	ac (VHT80)	5290	58 [1]
5470-5725		5530-5690	106-138 [3]

Band	Mode	BWch (MHz)	Nant
5.3G	11a	20	4
5.3G	HT20	20	4
5.3G	HT20,BF	20	4
5.3G	VHT20	20	4
5.3G	VHT20,BF	20	4
5.3G	HT40	40	4
5.3G	HT40,BF	40	4
5.3G	VHT40	40	4
5.3G	VHT40,BF	40	4
5.3G	VHT80	80	4
5.3G	VHT80,BF	80	4
5.6G	11a	20	4
5.6G	HT20	20	4
5.6G	HT20,BF	20	4
5.6G	VHT20	20	4
5.6G	VHT20,BF	20	4
5.6G	HT40	40	4
5.6G	HT40,BF	40	4
5.6G	VHT40	40	4
5.6G	VHT40,BF	40	4
5.6G	VHT80	80	4
5.6G	VHT80,BF	80	4
5.8G	11a	20	4

Band	Mode	BWch (MHz)	Nant
5.8G	HT20	20	4
5.8G	HT20,BF	20	4
5.8G	VHT20	20	4
5.8G	VHT20,BF	20	4
5.8G	HT40	40	4
5.8G	HT40,BF	40	4
5.8G	VHT40	40	4
5.8G	VHT40,BF	40	4
5.8G	VHT80	80	4
5.8G	VHT80,BF	80	4

Note:
- 5.3G/5.3G-I(IC) is the 5.3GHz Band (5.25-5.35GHz).
- 5.6G is the 5.6GHz Band (5.47-5.725GHz) or w/o TDWR (5.47-5.6GHz and 5.65-5.725GHz).
- 5.6G-I(IC) is the 5.6GHz IC Band w/o TDWR (5.47-5.6GHz and 5.65-5.725GHz).
- 11a, HT20 and HT40 use a combination of OFDM-BPSK, QPSK, 16QAM, 64QAM modulation.
- VHT20, VHT40 and VHT80 use a combination of OFDM-BPSK, QPSK, 16QAM, 64QAM, 256QAM, 1024QAM modulation.
- BWch is the nominal channel bandwidth.
- Nss-Min is the minimum number of spatial streams.
- Nant is the number of outputs. e.g., 2(2,3) means have 2 outputs for port 2 and port 3. 2 means have 2 outputs for port 1 and port 2.

1.1.2 Antenna Information

Ant.	Brand	Model Name	Antenna Type	Connector	Gain (dBi)
1	EMBEDDED WORKS	EW2458-02	Dipole Antenna	Reversed-SMA	3
Ant.	**Brand**	**P/N**	**Antenna Type**	**Connector**	**Gain (dBi)**
2	Laird	PDQ24499	Directional Antenna	Reversed-SMA	9.4

Note: The EUT has two type antennas.

The system will install four modules (Radio 1(Model Name: XDR240), Radio 2~ Radio 4 (Model Name: XDR241)).

The radio 2~4 single radio is same with each other.

Each Radio could connect to 4 chains.

After evaluated, the Radio 2 was selected to test and record in this report.

For IEEE 802.11a/n/ac mode (4TX/4RX):

Chain 1, Chain 2, Chain 3 and Chain 4 can be used as transmitting/receiving antenna.

Chain 1, Chain 2, Chain 3 and Chain 4 could transmit/receive simultaneously.

1.1.3 Mode Test Duty Cycle

Mode	DC	T(s)	VBW(Hz) ≥ 1/T
11a	0.991	n/a (DC>=0.98)	n/a (DC>=0.98)
VHT20	0.991	n/a (DC>=0.98)	n/a (DC>=0.98)
VHT20,BF	0.991	n/a (DC>=0.98)	n/a (DC>=0.98)
VHT40	0.981	n/a (DC>=0.98)	n/a (DC>=0.98)
VHT40,BF	0.982	n/a (DC>=0.98)	n/a (DC>=0.98)
VHT80	0.963	461.25u	3k
VHT80,BF	0.962	461.25u	3k

1.1.4 EUT Operational Condition

EUT Power Type	From host system			
Beamforming Function	☒	With beamforming for 802.11 n/ac in 5GHz.	☐	Without beamforming
Weather Band	☒	With 5600~5650MHz	☐	Without 5600~5650MHz

1.2 Testing Applied Standards

According to the specifications of the manufacturer, the EUT must comply with the requirements of the following standards:

- LP0002 Section 4.7 (2016-08-23)
- ANSI C63.10-2013
- FCC KDB 789033 D02 v02r01
- FCC KDB 662911 D01 v02r01

1.3 Testing Location Information

Testing Location							
☐	HWA YA	ADD	:	No. 52, Hwa Ya 1st Rd., Kwei-Shan Hsiang, Tao Yuan Hsien, Taiwan, R.O.C.			
		TEL	:	886-3-327-3456	FAX	:	886-3-318-0055
☒	JHUBEI	ADD	:	No.8, Lane 724, Bo-ai St., Jhubei City, HsinChu County 302, Taiwan, R.O.C.			
		TEL	:	886-3-656-9065	FAX	:	886-3-656-9085

Test Condition	Test Site No.	Test Engineer	Test Environment	Test Date
RF Conducted	TH01-CB	Gino Huang	25°C / 61%	Oct. 13, 2016
Radiated (Other tests)	03CH01-CB	Nyle Chang, Steven Liang	26°C / 59%	Oct. 04, 2016 | Oct. 11, 2016
Radiated (Unintentional– CRX) and Radiated < 1GHz (Intentional – CTX)	03CH01-CB	Eddie Weng	26°C / 59%	Jan. 08, 2018 | Jan. 12, 2018
AC Conduction (Intentional – CTX)	CO01-CB	Deven Huang	24°C / 62%	Sep. 09, 2016
AC Conduction (Unintentional– CRX)	CO01-CB	Peter Wu	23°C / 59%	Dec. 26, 2017

Test site Designation No. TW0006 with FCC
Test site registered number IC 4086D with Industry Canada.

1.4 Measurement Uncertainty

ISO/IEC 17025 requires that an estimate of the measurement uncertainties associated with the emissions test results be included in the report. The measurement uncertainties given below are based on a 95% confidence level (based on a coverage factor (k=2)

Test Items	Uncertainty	Remark
Conducted Emission (150kHz ~ 30MHz)	3.2 dB	Confidence levels of 95%
Radiated Emission (30MHz ~ 1,000MHz)	3.6 dB	Confidence levels of 95%
Radiated Emission (1GHz ~ 18GHz)	3.7 dB	Confidence levels of 95%
Radiated Emission (18GHz ~ 40GHz)	3.5 dB	Confidence levels of 95%
Conducted Emission	1.7 dB	Confidence levels of 95%

2 Test Configuration of EUT

2.1 Test Channel Mode

For Dipole Antenna:

Band	Mode	BWch (MHz)	Nss-Min	Nant	Ch. (MHz)	Range	Power Setting
5.3G	11a	20	1	4	5260	L	56
5.3G	11a	20	1	4	5300	M	56
5.3G	11a	20	1	4	5320	H	56
5.3G	VHT20	20	1,(M0)	4	5260	L	58
5.3G	VHT20	20	1,(M0)	4	5300	M	58
5.3G	VHT20	20	1,(M0)	4	5320	H	58
5.3G	VHT40	40	1,(M0)	4	5270	L	66
5.3G	VHT40	40	1,(M0)	4	5310	H	50
5.3G	VHT80	80	1,(M0)	4	5290	S	45
5.6G	11a	20	1	4	5500	L	59
5.6G	11a	20	1	4	5580	M	59
5.6G	11a	20	1	4	5700	H	59
5.6G	11a	20	1	4	5720	C	56
5.6G	VHT20	20	1,(M0)	4	5500	L	60
5.6G	VHT20	20	1,(M0)	4	5580	M	60
5.6G	VHT20	20	1,(M0)	4	5700	H	62
5.6G	VHT20	20	1,(M0)	4	5720	C	62
5.6G	VHT40	40	1,(M0)	4	5510	L	55
5.6G	VHT40	40	1,(M0)	4	5550	M	69
5.6G	VHT40	40	1,(M0)	4	5670	H	69
5.6G	VHT40	40	1,(M0)	4	5710	C	70
5.6G	VHT80	80	1,(M0)	4	5530	L	53
5.6G	VHT80	80	1,(M0)	4	5610	H	70
5.6G	VHT80	80	1,(M0)	4	5690	C	70
5.8G	11a	20	1	4	5720	C	56
5.8G	VHT20	20	1,(M0)	4	5720	C	62
5.8G	VHT40	40	1,(M0)	4	5710	C	70
5.8G	VHT80	80	1,(M0)	4	5690	C	70
5.3G	VHT20,BF	20	1,(M0)	4	5260	L	54
5.3G	VHT20,BF	20	1,(M0)	4	5300	M	54
5.3G	VHT20,BF	20	1,(M0)	4	5320	H	53
5.3G	VHT40,BF	40	1,(M0)	4	5270	L	55
5.3G	VHT40,BF	40	1,(M0)	4	5310	H	53
5.3G	VHT80,BF	80	1,(M0)	4	5290	S	52
5.6G	VHT20,BF	20	1,(M0)	4	5500	L	55
5.6G	VHT20,BF	20	1,(M0)	4	5580	M	55

Band	Mode	BWch (MHz)	Nss-Min	Nant	Ch. (MHz)	Range	Power Setting
5.6G	VHT20,BF	20	1,(M0)	4	5700	H	56
5.6G	VHT20,BF	20	1,(M0)	4	5720	C	55
5.6G	VHT40,BF	40	1,(M0)	4	5510	L	56
5.6G	VHT40,BF	40	1,(M0)	4	5550	M	56
5.6G	VHT40,BF	40	1,(M0)	4	5670	H	56
5.6G	VHT40,BF	40	1,(M0)	4	5710	C	57
5.6G	VHT80,BF	80	1,(M0)	4	5530	L	58
5.6G	VHT80,BF	80	1,(M0)	4	5610	H	56
5.6G	VHT80,BF	80	1,(M0)	4	5690	C	56
5.8G	VHT20,BF	20	1,(M0)	4	5720	C	55
5.8G	VHT40,BF	40	1,(M0)	4	5710	C	57
5.8G	VHT80,BF	80	1,(M0)	4	5690	C	56

For Directional Antenna:

Band	Mode	BWch (MHz)	Nss-Min	Nant	Ch. (MHz)	Range	Power Setting
5.3G	11a	20	1	4	5260	L	28
5.3G	11a	20	1	4	5300	M	28
5.3G	11a	20	1	4	5320	H	28
5.3G	VHT20	20	1,(M0)	4	5260	L	29
5.3G	VHT20	20	1,(M0)	4	5300	M	29
5.3G	VHT20	20	1,(M0)	4	5320	H	29
5.3G	VHT40	40	1,(M0)	4	5270	L	41
5.3G	VHT40	40	1,(M0)	4	5310	H	42
5.3G	VHT80	80	1,(M0)	4	5290	S	36
5.6G	11a	20	1	4	5500	L	31
5.6G	11a	20	1	4	5580	M	31
5.6G	11a	20	1	4	5700	H	31
5.6G	11a	20	1	4	5720	C	31
5.6G	VHT20	20	1,(M0)	4	5500	L	32
5.6G	VHT20	20	1,(M0)	4	5580	M	32
5.6G	VHT20	20	1,(M0)	4	5700	H	31
5.6G	VHT20	20	1,(M0)	4	5720	C	31
5.6G	VHT40	40	1,(M0)	4	5510	L	45
5.6G	VHT40	40	1,(M0)	4	5550	M	45
5.6G	VHT40	40	1,(M0)	4	5670	H	44
5.6G	VHT40	40	1,(M0)	4	5710	C	43
5.6G	VHT80	80	1,(M0)	4	5530	L	40
5.6G	VHT80	80	1,(M0)	4	5610	H	55
5.6G	VHT80	80	1,(M0)	4	5690	C	56
5.8G	11a	20	1	4	5720	C	31
5.8G	VHT20	20	1,(M0)	4	5720	C	31
5.8G	VHT40	40	1,(M0)	4	5710	C	56
5.8G	VHT80	80	1,(M0)	4	5690	C	56
5.3G	VHT20,BF	20	1,(M0)	4	5260	L	28
5.3G	VHT20,BF	20	1,(M0)	4	5300	M	28
5.3G	VHT20,BF	20	1,(M0)	4	5320	H	27
5.3G	VHT40,BF	40	1,(M0)	4	5270	L	29
5.3G	VHT40,BF	40	1,(M0)	4	5310	H	29
5.3G	VHT80,BF	80	1,(M0)	4	5290	S	30
5.6G	VHT20,BF	20	1,(M0)	4	5500	L	31
5.6G	VHT20,BF	20	1,(M0)	4	5580	M	31
5.6G	VHT20,BF	20	1,(M0)	4	5700	H	30
5.6G	VHT20,BF	20	1,(M0)	4	5720	C	31
5.6G	VHT40,BF	40	1,(M0)	4	5510	L	31
5.6G	VHT40,BF	40	1,(M0)	4	5550	M	32
5.6G	VHT40,BF	40	1,(M0)	4	5670	H	31

Band	Mode	BWch (MHz)	Nss-Min	Nant	Ch. (MHz)	Range	Power Setting
5.6G	VHT40,BF	40	1,(M0)	4	5710	C	31
5.6G	VHT80,BF	80	1,(M0)	4	5530	L	31
5.6G	VHT80,BF	80	1,(M0)	4	5610	H	31
5.6G	VHT80,BF	80	1,(M0)	4	5690	C	32
5.8G	VHT20,BF	20	1,(M0)	4	5720	C	31
5.8G	VHT40,BF	40	1,(M0)	4	5710	C	31
5.8G	VHT80,BF	80	1,(M0)	4	5690	C	32

Note:
- Test range channel consist of L (Low Ch.), M (Middle Ch.), H (High Ch.), S (Single Ch.) and C (Straddle Band Ch.).
- VHT20/VHT40 covers HT20/HT40, due to same modulation. The power setting for 802.11n HT20 and HT40 are the same or lower than 802.11ac VHT20 and VHT40.
- There are two modes of EUT, one is beamforming mode, and the other is non-beamforming mode for 802.11n/ac. All test results were recorded in the report.

2.2 The Worst Case Measurement Configuration

The Worst Case Mode for Following Conformance Tests	
Tests Item	AC power-line conducted emissions
Condition	AC power-line conducted measurement for line and neutral
Operating Mode	Intentional – CTX
1	EUT + Ant.1
2	EUT + Ant.2
For operating mode 2 is the worst case and it was record in this test report.	
Operating Mode	Unintentional– CRX
1	EUT + Ant.1
2	EUT + Ant.2
For operating mode 1 is the worst case and it was record in this test report.	

The Worst Case Mode for Following Conformance Tests	
Tests Item	Emission Bandwidth Maximum Conducted Output Power Peak Power Spectral Density Frequency Stability
Test Condition	Conducted measurement at transmit chains

The Worst Case Mode for Following Conformance Tests	
Tests Item	Unwanted Emissions
Test Condition	Radiated measurement If EUT consist of multiple antenna assembly (multiple antenna are used in EUT regardless of spatial multiplexing MIMO configuration), the radiated test should be performed with highest antenna gain of each antenna type.
Operating Mode < 1GHz	Intentional – CTX
1	EUT X axis + Ant.1
2	EUT Y axis + Ant.1
3	EUT Z axis + Ant.1
Mode 3 has been evaluated to be the worst case among Mode 1~3, thus measurement for Mode 4 will follow this same test mode.	
4	EUT Z axis + Ant.2
For operating mode 3 is the worst case and it was record in this test report.	

Operating Mode < 1GHz	Unintentional– CRX
1	EUT X axis + Ant.1
2	EUT Y axis + Ant.1
3	EUT Z axis + Ant.1
Mode 3 has been evaluated to be the worst case among Mode 1~3, thus measurement for Mode 4 will follow this same test mode.	
4	EUT Z axis + Ant.2
For operating mode 4 is the worst case and it was record in this test report.	
Operating Mode > 1GHz (1~5th Harmonic)	Unintentional– CRX
1	EUT X axis + Ant.1
2	EUT Y axis + Ant.1
3	EUT Z axis + Ant.1
Mode 2 has been evaluated to be the worst case among Mode 1~3, thus measurement for Mode 4 will follow this same test mode.	
4	EUT Y axis + Ant.2
For operating mode 2 is the worst case and it was record in this test report.	
Operating Mode > 1GHz (1~10th Harmonic)	Intentional – CTX
The EUT was performed at X axis, Y axis and Z axis position for Radiated emission above 1GHz test, and the worst case was found at Z axis. So the measurement will follow this same test configuration.	
1	EUT Z axis + Ant.1
2	EUT Z axis + Ant.2

Note: PoE supply the power of EUT. But the PoE is for measurement only, and it would not be marketed.

Equipment	Brand Name	Model Name
PoE	Microsemi	PD-9501-10G/AC
PoE	Motorola	PD-7001G

2.3 EUT Operation during Test

For CTX:

For non-beamforming mode:

The EUT was programmed to be in continuously transmitting mode.

For beamforming mode:

For Conducted Mode:

The EUT was programmed to be in continuously transmitting mode.

For Radiated Mode:

During the test, the following programs under WIN 7 were executed.

The program was executed as follows:

1. During the test, the EUT operation to normal function.
2. Executed command fixed test channel under Xircon V1.0.2.25.
3. Executed "Lantest.exe " to link with the remote workstation to receive and transmit packet by RX Device and transmit duty cycle no less 98%

For CRX:

The EUT was programmed to be in continuously Receiving mode.

2.4 Accessories

N/A

2.5 Support Equipment

For Test Site No: CO01-CB / Intentional – CTX and Unintentional– CRX

Support Equipment				
No.	**Equipment**	**Brand Name**	**Model Name**	**FCC ID**
1	Notebook	DELL	E6430	DoC
2	PoE	Microsemi	PD-9501-10G/AC	DoC
3	Host system	riverbed	XA4240	DoC

For Test Site No: 03CH01-CB / Intentional – CTX (Below 1GHz) and Unintentional– CRX

Support Equipment				
No.	**Equipment**	**Brand Name**	**Model Name**	**FCC ID**
1	Notebook	DELL	E4300	DoC
2	Host system	riverbed	XA4240	DoC
3	PoE	Motorola	PD-7001G	N/A

For Test Site No: 03CH01-CB (above 1GHz)
<For Non-Beamforming Mode>

Support Equipment				
No.	**Equipment**	**Brand Name**	**Model Name**	**FCC ID**
1	Notebook	DELL	E4300	DoC
2	Host system	riverbed	XA4240	DoC
3	PoE	Motorola	PD-7001G	N/A

<For Beamforming Mode>

Support Equipment				
No.	**Equipment**	**Brand Name**	**Model Name**	**FCC ID**
1	Notebook	DELL	E4300	DoC
2	WLAN module	Broadcom	Bcm4366	N/A
3	PoE	Motorola	PD-7001G	N/A
4	Host system	riverbed	XA4240	DoC

For Test Site No: TH01-CB

Support Equipment				
No.	**Equipment**	**Brand Name**	**Model Name**	**FCC ID**
1	Notebook	DELL	E4300	DoC
2	Host system	riverbed	XA4240	DoC
3	PoE	Motorola	PD-7001G	N/A

2.6 Test Setup Diagram

Test Setup Diagram – AC Line Conducted Emission Test / Intentional – CTX and Unintentional– CRX

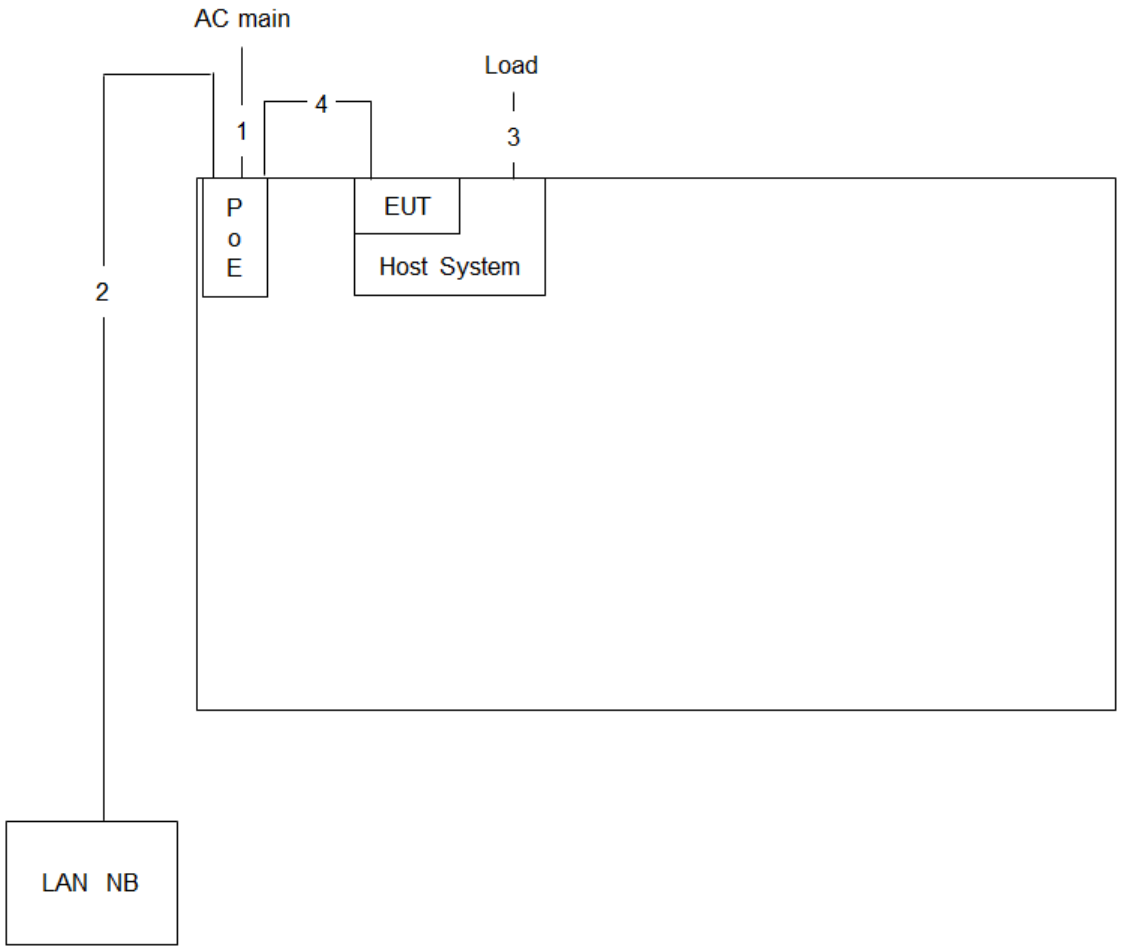

Item	Connection	Shielded	Length
1	Power cable	No	1.5m
2	RJ-45 cable	No	10m
3	RJ-45 cable	No	1m
4	RJ-45 cable	No	1m

Test Setup Diagram - Radiated Test < 1GHz / Intentional – CTX and Unintentional– CRX and Radiated Test > 1GHz / Unintentional– CRX

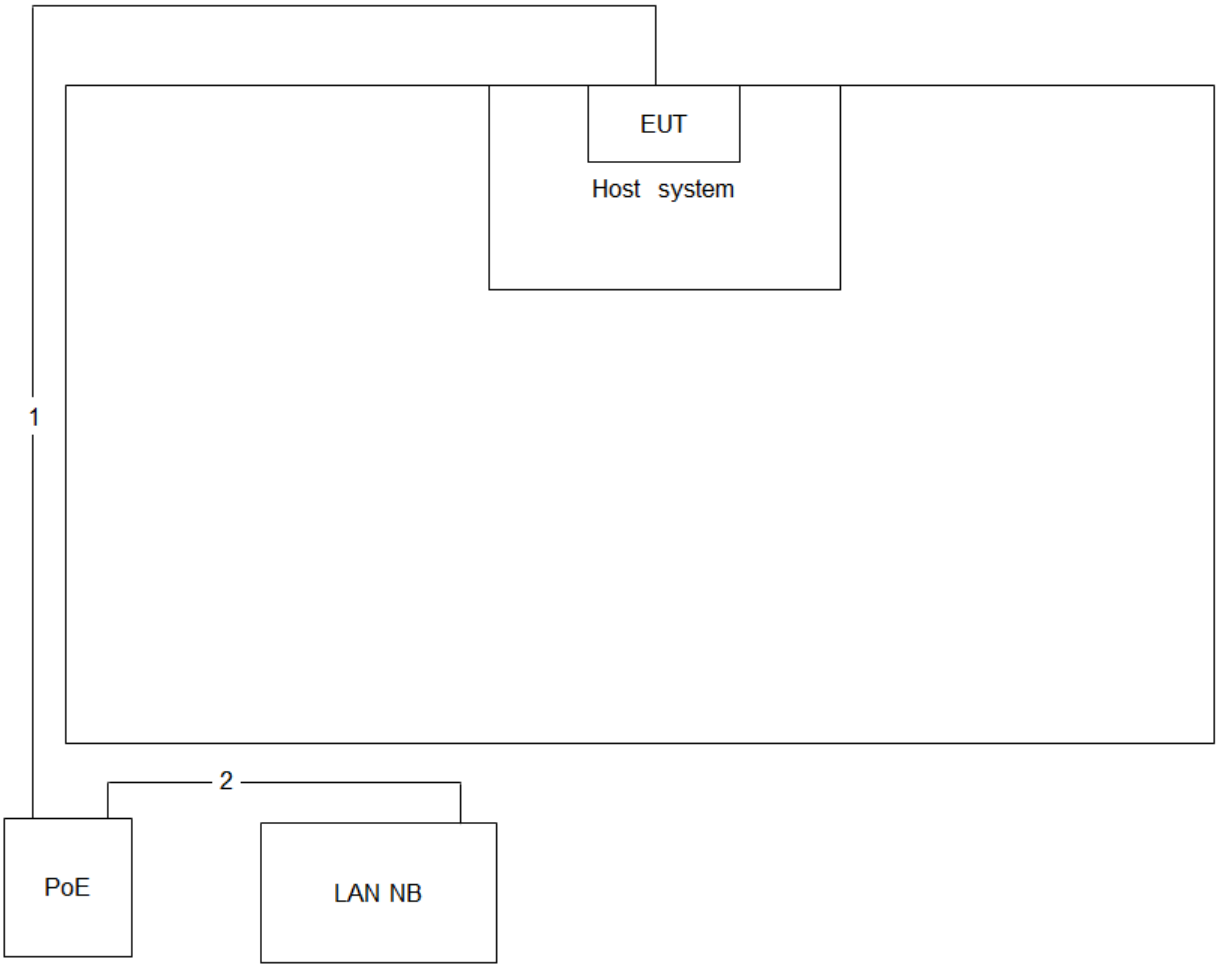

Item	Connection	Shielded	Length
1	RJ-45 cable	No	10m
2	RJ-45 cable	No	1.5m

Test Setup Diagram - Radiated Test > 1GHz / Intentional – CTX <For Non-Beamforming Mode>

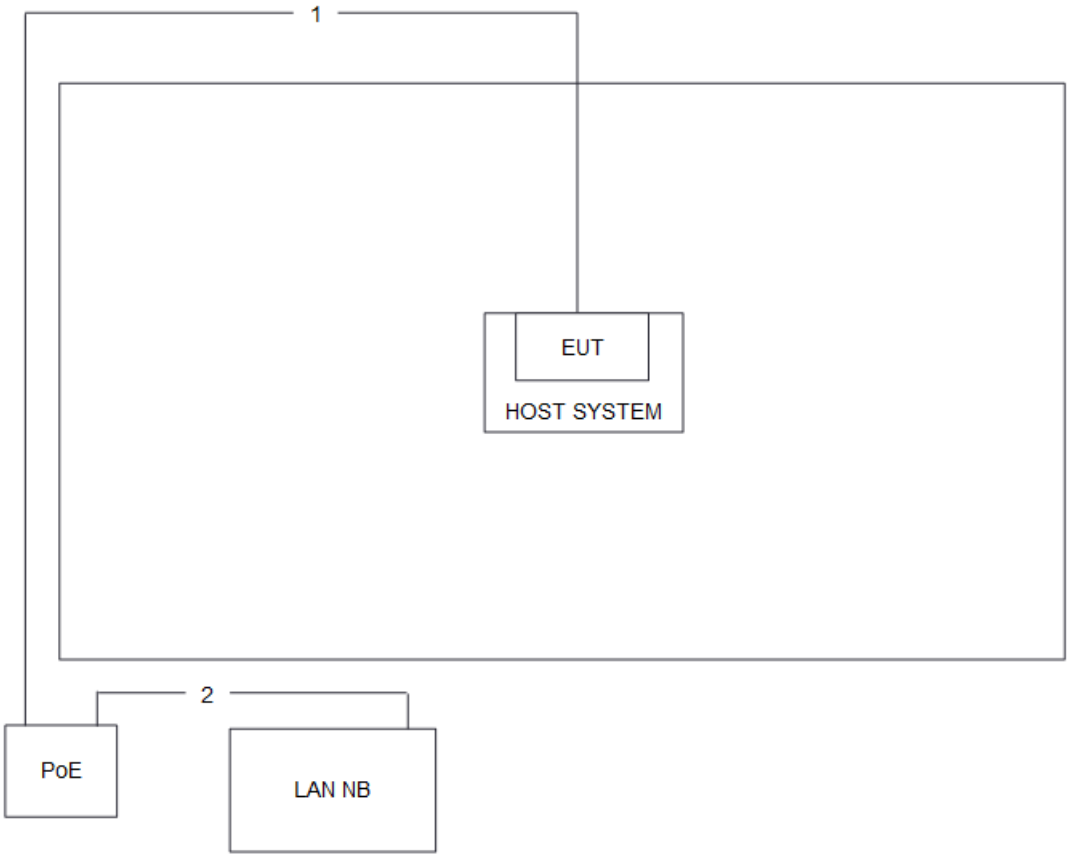

Item	Connection	Shielded	Length
1	RJ-45 cable	No	10m
2	RJ-45 cable	No	1.5m

Test Setup Diagram - Radiated Test > 1GHz / Intentional – CTX <For Beamforming Mode>

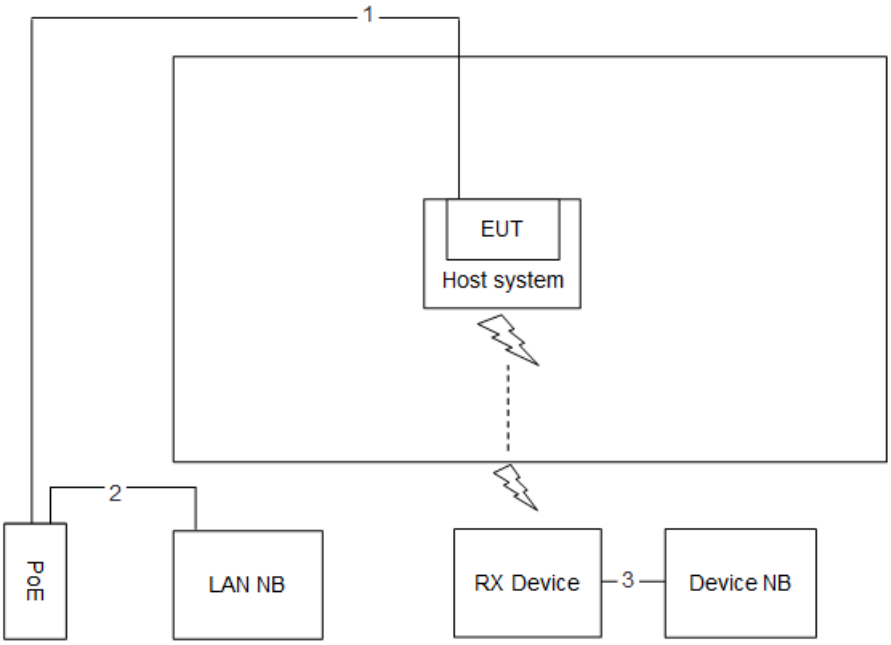

Item	Connection	Shielded	Length
1	RJ-45 cable	No	10m
2	RJ-45 cable	No	1.5m
3	RJ-45 cable	No	1.5m

3 Transmitter Test Result

3.1 AC Power-line Conducted Emissions

3.1.1 AC Power-line Conducted Emissions Limit

AC Power-line Conducted Emissions Limit		
Frequency Emission (MHz)	**Quasi-Peak**	**Average**
0.15-0.5	66 - 56 *	56 - 46 *
0.5-5	56	46
5-30	60	50
Note 1: * Decreases with the logarithm of the frequency.		

3.1.2 Measuring Instruments

Refer a test equipment and calibration data table in this test report.

3.1.3 Test Procedures

Test Method
☒ Refer as ANSI C63.10-2013, clause 6.2 for AC power-line conducted emissions.

3.1.4 Test Setup

AC Power-line Conducted Emissions

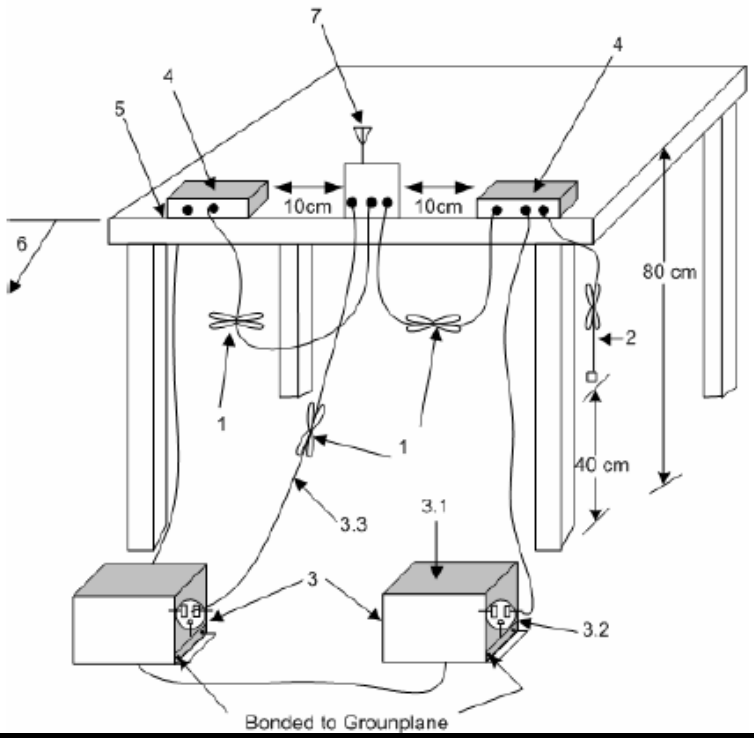

3.1.5 Test Result of AC Power-line Conducted Emissions

Refer as Appendix A

3.2 Emission Bandwidth

3.2.1 Emission Bandwidth Limit

Emission Bandwidth Limit	
UNII Devices	
☐	For the 5.15-5.25 GHz band, N/A
☒	For the 5.25-5.35 GHz band, the maximum conducted output power shall not exceed the lesser of 250 mW or 11 dBm + 10 log B, where B is the 26 dB emission bandwidth in MHz.
☒	For the 5.47-5.725 GHz band, the maximum conducted output power shall not exceed the lesser of 250 mW or 11 dBm + 10 log B, where B is the 26 dB emission bandwidth in MHz.
☐	For the 5.725-5.85 GHz band, 6 dB emission bandwidth ≥ 500kHz.
LE-LAN Devices	
☐	For the band 5.15-5.25 GHz, the maximum e.i.r.p. shall not exceed 200 mW or 10 + 10 log B, dBm, whichever power is less. B is the 99% emission bandwidth in MHz.
☐	For the 5.25-5.35 GHz band, the maximum e.i.r.p. shall not exceed 1.0 W or 17 + 10 log B, dBm, whichever power is less. B is the 99% emission bandwidth in MHz
☐	For the 5.47-5.6 GHz band and 5.65-5.725 GHz band, the maximum e.i.r.p. shall not exceed 1.0 W or 17 + 10 log B, dBm, whichever power is less. B is the 99% emission bandwidth in MHz
☐	For the 5.725-5.85 GHz band, 6 dB emission bandwidth ≥ 500kHz.

3.2.2 Measuring Instruments

Refer a test equipment and calibration data table in this test report.

3.2.3 Test Procedures

Test Method		
▪	For the emission bandwidth shall be measured using one of the options below:	
	☒	Refer as FCC KDB 789033, clause C for EBW and clause D for OBW measurement.
	☐	Refer as ANSI C63.10, clause 6.9.1 for occupied bandwidth testing.
	☒	Refer as IC RSS-Gen, clause 4.6 for bandwidth testing.

3.2.4 Test Setup

Emission Bandwidth

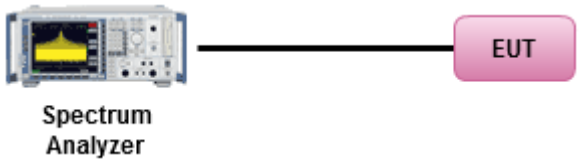

3.2.5 Test Result of Emission Bandwidth

Refer as Appendix B

3.3 Maximum Conducted Output Power

3.3.1 Maximum Conducted Output Power Limit

Maximum Conducted Output Power Limit	
UNII Devices	
☐	For the 5.15-5.25 GHz band:
	▪ Outdoor AP: the maximum conducted output power (P_{Out}) shall not exceed the lesser of 1 W. If G_{TX} > 6 dBi, then P_{Out} = 30 – (G_{TX} – 6). e.i.r.p. at any elevation angle above 30 degrees ≤ 125mW [21dBm]
	▪ Indoor AP: the maximum conducted output power (P_{Out}) shall not exceed the lesser of 1 W. If G_{TX} > 6 dBi, then P_{Out} = 30 – (G_{TX} – 6)
	▪ Point-to-point AP: the maximum conducted output power (P_{Out}) shall not exceed the lesser of 1 W If G_{TX} > 23 dBi, then P_{Out} = 30 – (G_{TX} – 23).
	▪ Mobile or Portable Client: the maximum conducted output power (P_{Out}) shall not exceed the lesser of 250 mW. If G_{TX} > 6 dBi, then P_{Out} = 24 – (G_{TX} – 6).
☒	For the 5.25-5.35 GHz band, the maximum conducted output power (P_{Out}) shall not exceed the lesser of 250 mW or 11 dBm + 10 log B, where B is the 26 dB emission bandwidth in MHz. If G_{TX} > 6 dBi, then P_{Out} = 24 – (G_{TX} – 6).
☒	For the 5.47-5.725 GHz band, the maximum conducted output power (P_{Out}) shall not exceed the lesser of 250 mW or 11 dBm + 10 log B, where B is the 26 dB emission bandwidth in MHz. If G_{TX} > 6 dBi, then P_{Out} = 24 – (G_{TX} – 6).
☐	For the 5.725-5.85 GHz band:
	▪ Point-to-multipoint systems (P2M): the maximum conducted output power (P_{Out}) shall not exceed the lesser of 1 W. If G_{TX} > 6 dBi, then P_{Out} = 30 – (G_{TX} – 6).
	▪ Point-to-point systems (P2P): the maximum conducted output power (P_{Out}) shall not exceed the lesser of 1 W.
LE-LAN Devices	
☐	For the 5.15-5.25 GHz band, the maximum e.i.r.p. shall not exceed 200 mW or 10 + 10 log B, dBm, whichever power is less. B is the 99% emission bandwidth in MHz.
☐	For the 5.25-5.35 GHz band, the maximum e.i.r.p. shall not exceed 1.0 W or 17 + 10 log B, dBm, whichever power is less. B is the 99% emission bandwidth in MHz
☐	For the 5.47-5.6 GHz band and 5.65-5.725 GHz band, the maximum e.i.r.p. shall not exceed 1.0 W or 17 + 10 log B, dBm, whichever power is less. B is the 99% emission bandwidth in MHz
☐	For the 5.725-5.85 GHz band:
	▪ Point-to-multipoint systems (P2M): the maximum conducted output power (P_{Out}) shall not exceed the lesser of 1 W. If G_{TX} > 6 dBi, then P_{Out} = 30 – (G_{TX} – 6).
	▪ Point-to-point systems (P2P): the maximum conducted output power (P_{Out}) shall not exceed the lesser of 1 W.
P_{Out} = maximum conducted output power in dBm, **G_{TX}** = the maximum transmitting antenna directional gain in dBi.	

3.3.2 Measuring Instruments

Refer a test equipment and calibration data table in this test report.

3.3.3 Test Procedures

Test Method	
▪ Maximum Conducted Output Power	
	[duty cycle ≥ 98% or external video / power trigger]
	☒ Refer as FCC KDB 789033, clause E Method SA-1 (spectral trace averaging).
	☐ Refer as FCC KDB 789033, clause E Method SA-1 Alt. (RMS detection with slow sweep speed)
	duty cycle < 98% and average over on/off periods with duty factor
	☐ Refer as FCC KDB 789033, clause E Method SA-2 (spectral trace averaging).
	☐ Refer as FCC KDB 789033, clause E Method SA-2 Alt. (RMS detection with slow sweep speed)
	Wideband RF power meter and average over on/off periods with duty factor
	☒ Refer as FCC KDB 789033, clause E Method PM-G (using an RF average power meter).
▪ For conducted measurement.	
	▪ If the EUT supports multiple transmit chains using options given below: Refer as FCC KDB 662911, In-band power measurements. Using the measure-and-sum approach, measured all transmit ports individually. Sum the power (in linear power units e.g., mW) of all ports for each individual sample and save them.
	▪ If multiple transmit chains, EIRP calculation could be following as methods: $P_{total} = P_1 + P_2 + \ldots + P_n$ (calculated in linear unit [mW] and transfer to log unit [dBm]) $EIRP_{total} = P_{total} + DG$

3.3.4 Test Setup

For straddle channel:

RF Output Power (Spectrum Analyzer)


For Other Channel:

RF Output Power (Power Meter)

3.3.5 Test Result of Maximum Conducted Output Power

Refer as Appendix C

3.4 Peak Power Spectral Density

3.4.1 Peak Power Spectral Density Limit

Peak Power Spectral Density Limit	
UNII Devices	
☐	For the 5.15-5.25 GHz band:
	▪ Outdoor AP: the peak power spectral density (PPSD) shall not exceed the lesser of 17dBm/MHz. If G_{TX} > 6 dBi, then P_{Out} = 17 – (G_{TX} – 6).
	▪ Indoor AP: the peak power spectral density (PPSD) shall not exceed the lesser of 17dBm/MHz. If G_{TX} > 6 dBi, then P_{Out} = 17 – (G_{TX} – 6).
	▪ Point-to-point AP: the peak power spectral density (PPSD) shall not exceed the lesser of 17dBm/MHz. If G_{TX} > 23 dBi, then P_{Out} = 17 – (G_{TX} – 23).
	▪ Mobile or Portable Client: the peak power spectral density (PPSD) ≤ 11 dBm/MHz. If G_{TX} > 6 dBi, then PPSD= 11 – (G_{TX} – 6)..
☒	For the 5.25-5.35 GHz band, the peak power spectral density (PPSD) ≤ 11 dBm/MHz. If G_{TX} > 6 dBi, then PPSD= 11 – (G_{TX} – 6).
☒	For the 5.47-5.725 GHz band, the peak power spectral density (PPSD) ≤ 11 dBm/MHz. If G_{TX} > 6 dBi, then PPSD= 11 – (G_{TX} – 6).
☐	For the 5.725-5.85 GHz band:
	▪ Point-to-multipoint systems (P2M): the peak power spectral density (PPSD) ≤ 30 dBm/500kHz. If G_{TX} > 6 dBi, then PPSD= 30 – (G_{TX} – 6).
	▪ Point-to-point systems (P2P): the peak power spectral density (PPSD) ≤ 30 dBm/500kHz.
LE-LAN Devices	
☐	For the 5.15-5.25 GHz band, the peak power spectral density (PPSD) ≤ 4 dBm/MHz and the e.i.r.p. peak power spectral density (PPSD) ≤ 10 dBm/MHz.
☐	For the 5.25-5.35 GHz band, the peak power spectral density (PPSD) ≤ 11 dBm/MHz and the e.i.r.p. peak power spectral density (PPSD) ≤ 17 dBm/MHz.
	▪ e.i.r.p. greater than 200 mW shall comply with the following e.i.r.p. at different elevations, where θ is the angle above the local horizontal plane (of the Earth) as shown below: -13 dBW/MHz for 0° ≤ θ < 8° ; -13 − 0.716 (θ-8) dBW/MHz for 8° ≤ θ < 40° -35.9 − 1.22 (θ-40) dBW/MHz for 40° ≤ θ ≤ 45° ; -42 dBW/MHz for θ > 45°
☐	For the 5.47-5.6 GHz band and 5.65-5.725 GHz band, the peak power spectral density (PPSD) ≤ 11 dBm/MHz and the e.i.r.p. peak power spectral density (PPSD) ≤ 17 dBm/MHz.
☐	For the 5.725-5.85 GHz band:
	▪ Point-to-multipoint systems (P2M): the peak power spectral density (PPSD) ≤ 30 dBm/500kHz. If G_{TX} > 6 dBi, then PPSD= 30 – (G_{TX} – 6).
	▪ Point-to-point systems (P2P): the peak power spectral density (PPSD) ≤ 30 dBm/500kHz.
PPSD = peak power spectral density that he same method as used to determine the conducted output power shall be used to determine the power spectral density. And power spectral density in dBm/MHz **G_{TX}** = the maximum transmitting antenna directional gain in dBi.	

3.4.2 Measuring Instruments

Refer a test equipment and calibration data table in this test report.

3.4.3 Test Procedures

Test Method			
▪ Peak power spectral density procedures that the same method as used to determine the conducted output power shall be used to determine the peak power spectral density and use the peak search function on the spectrum analyzer to find the peak of the spectrum. For the peak power spectral density shall be measured using below options:			
	☐ Refer as FCC KDB 789033, F)5) power spectral density can be measured using resolution bandwidths < 1 MHz provided that the results are integrated over 1 MHz bandwidth		
	[duty cycle ≥ 98% or external video / power trigger]		
	☒ Refer as FCC KDB 789033, clause E Method SA-1 (spectral trace averaging).		
	☐ Refer as FCC KDB 789033, clause E Method SA-1 Alt. (RMS detection with slow sweep speed)		
	duty cycle < 98% and average over on/off periods with duty factor		
	☒ Refer as FCC KDB 789033, clause E Method SA-2 (spectral trace averaging).		
	☐ Refer as FCC KDB 789033, clause E Method SA-2 Alt. (RMS detection with slow sweep speed)		
▪ For conducted measurement.			
	▪ If the EUT supports multiple transmit chains using options given below:		
		☒ Option 1: Measure and sum the spectra across the outputs. Refer as FCC KDB 662911, In-band power spectral density (PSD). Sample all transmit ports simultaneously using a spectrum analyzer for each transmit port. Where the trace bin-by-bin of each transmit port summing can be performed. (i.e., in the first spectral bin of output 1 is summed with that in the first spectral bin of output 2 and that from the first spectral bin of output 3, and so on up to the NTX output to obtain the value for the first frequency bin of the summed spectrum.). Add up the amplitude (power) values for the different transmit chains and use this as the new data trace.	
		☐ Option 2: Measure and sum spectral maxima across the outputs. With this technique, spectra are measured at each output of the device at the required resolution bandwidth. The maximum value (peak) of each spectrum is determined. These maximum values are then summed mathematically in linear power units across the outputs. These operations shall be performed separately over frequency spans that have different out-of-band or spurious emission limits,	
		☐ Option 3: Measure and add 10 log(N) dB, where N is the number of transmit chains. Refer as FCC KDB 662911, In-band power spectral density (PSD). Performed at each transmit chains and each transmit chains shall be compared with the limit have been reduced with 10 log(N). Or each transmit chains shall be add 10 log(N) to compared with the limit.	
	▪	If multiple transmit chains, EIRP PPSD calculation could be following as methods: $PPSD_{total} = PPSD_1 + PPSD_2 + \ldots + PPSD_n$ (calculated in linear unit [mW] and transfer to log unit [dBm]) $EIRP_{total} = PPSD_{total} + DG$	

3.4.4 Test Setup

Power Spectral Density
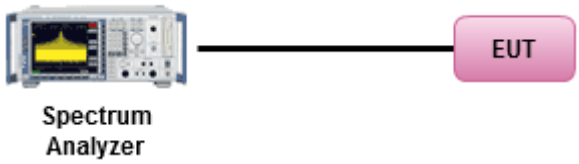

3.4.5 Test Result of Peak Power Spectral Density

Refer as Appendix D

3.5 Unwanted Emissions

3.5.1 Transmitter Radiated Unwanted Emissions Limit

Unwanted emissions below 1 GHz and restricted band emissions above 1GHz limit			
Frequency Range (MHz)	**Field Strength (uV/m)**	**Field Strength (dBuV/m)**	**Measure Distance (m)**
0.009~0.490	2400/F(kHz)	48.5 - 13.8	300
0.490~1.705	24000/F(kHz)	33.8 - 23	30
1.705~30.0	30	29	30
30~88	100	40	3
88~216	150	43.5	3
216~960	200	46	3
Above 960	500	54	3

Note 1: Test distance for frequencies at or above 30 MHz, measurements may be performed at a distance other than the limit distance provided they are not performed in the near field and the emissions to be measured can be detected by the measurement equipment. When performing measurements at a distance other than that specified, the results shall be extrapolated to the specified distance using an extrapolation factor of 20 dB/decade (inverse of linear distance for field-strength measurements, inverse of linear distance-squared for power-density measurements).

Note 2: Test distance for frequencies at below 30 MHz, measurements may be performed at a distance closer than the EUT limit distance; however, an attempt should be made to avoid making measurements in the near field. When performing measurements below 30 MHz at a closer distance than the limit distance, the results shall be extrapolated to the specified distance by either making measurements at a minimum of two or more distances on at least one radial to determine the proper extrapolation factor or by using the square of an inverse linear distance extrapolation factor (40 dB/decade). The test report shall specify the extrapolation method used to determine compliance of the EUT.

Un-restricted band emissions above 1GHz Limit	
Operating Band	**Limit**
5.15 - 5.25 GHz	e.i.r.p. -27 dBm [68.2 dBuV/m@3m]
5.25 - 5.35 GHz	e.i.r.p. -27 dBm [68.2 dBuV/m@3m]
5.47 - 5.725 GHz	e.i.r.p. -27 dBm [68.2 dBuV/m@3m]
5.725 - 5.85 GHz	all emissions shall be limited to a level of -27 dBm/MHz at 75 MHz or more above or below the band edge increasing linearly to 10 dBm/MHz at 25 MHz above or below the band edge, and from 25 MHz above or below the band edge increasing linearly to a level of 15.6 dBm/MHz at 5 MHz above or below the band edge, and from 5 MHz above or below the band edge increasing linearly to a level of 27 dBm/MHz at the band edge.

Note 1: Measurements may be performed at a distance other than the limit distance provided they are not performed in the near field and the emissions to be measured can be detected by the measurement equipment. When performing measurements at a distance other than that specified, the results shall be extrapolated to the specified distance using an extrapolation factor of 20 dB/decade (inverse of linear distance for field-strength measurements, inverse of linear distance-squared for power-density measurements).

3.5.2 Measuring Instruments

Refer a test equipment and calibration data table in this test report.

3.5.3 Test Procedures

Test Method		
▪ Measurements may be performed at a distance other than the limit distance provided they are not performed in the near field and the emissions to be measured can be detected by the measurement equipment. Measurements shall not be performed at a distance greater than 30 m for frequencies above 30 MHz, unless it can be further demonstrated that measurements at a distance of 30 m or less are impractical. When performing measurements at a distance other than that specified, the results shall be extrapolated to the specified distance using an extrapolation factor of 20 dB/decade (inverse of linear distance for field-strength measurements, inverse of linear distance-squared for power-density measurements).		
▪ The average emission levels shall be measured in [duty cycle ≥ 98 or duty factor].		
▪ For the transmitter unwanted emissions shall be measured using following options below:		
	▪ Refer as FCC KDB 789033, clause H)2) for unwanted emissions into non-restricted bands.	
	▪ Refer as FCC KDB 789033, clause H)1) for unwanted emissions into restricted bands.	
		☐ Refer as FCC KDB 789033, H)6) Method AD (Trace Averaging).
		☒ Refer as FCC KDB 789033, H)6) Method VB (Reduced VBW).
		☐ Refer as ANSI C63.10, clause 4.2.3.2.3 (Reduced VBW). VBW ≥ 1/T, where T is pulse time.
		☐ Refer as ANSI C63.10, clause 4.2.3.2.4 average value of pulsed emissions.
		☒ Refer as FCC KDB 789033, clause H)5) measurement procedure peak limit.
		☐ Refer as ANSI C63.10, clause 4.2.3.2.2 measurement procedure peak limit.
▪ For radiated measurement.		
	▪ Refer as ANSI C63.10, clause 6.4 for radiated emissions below 30 MHz and test distance is 3m.	
	▪ Refer as ANSI C63.10, clause 6.5 for radiated emissions 30 MHz to 1 GHz and test distance is 3m.	
	▪ Refer as ANSI C63.10, clause 6.6 for radiated emissions above 1GHz.	
▪ The any unwanted emissions level shall not exceed the fundamental emission level.		
▪ All amplitude of spurious emissions that are attenuated by more than 20 dB below the permissible value has no need to be reported.		

3.5.4 Test Setup

Transmitter Radiated Unwanted Emissions
9kHz ~30MHz
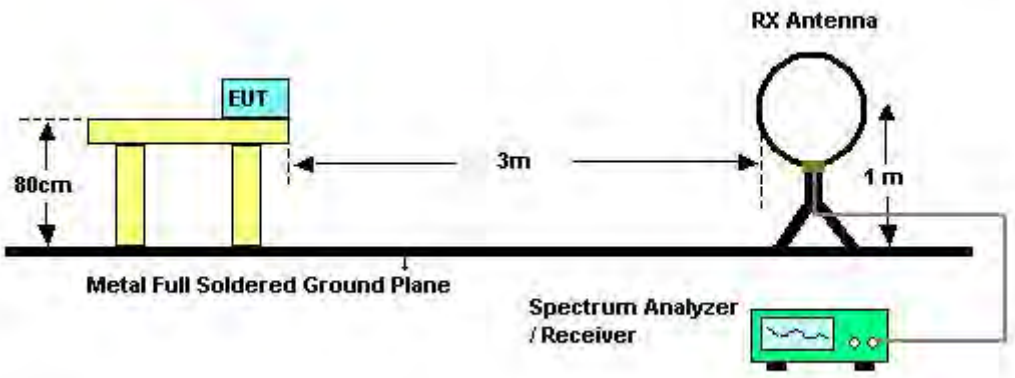
30MHz~1GHz
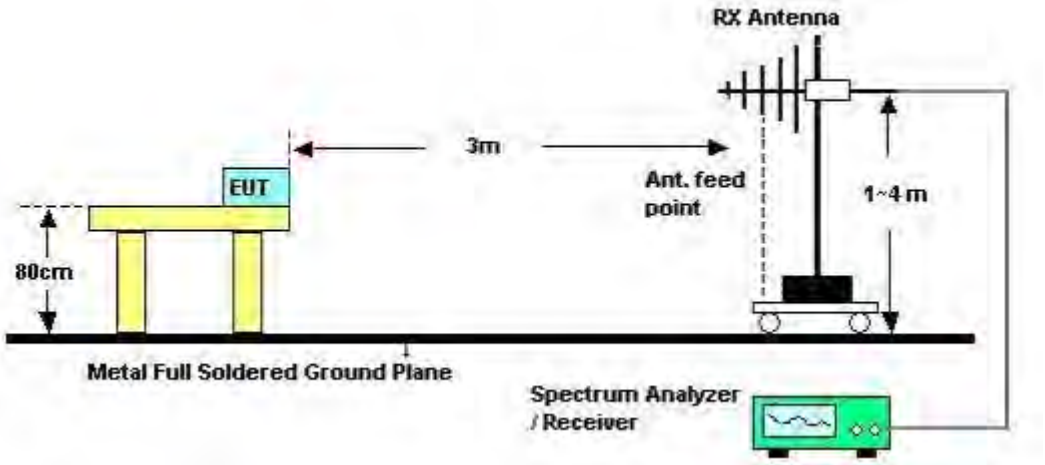

Above 1GHz - Unintentional – Normal Link

1,000~18,000 MHz

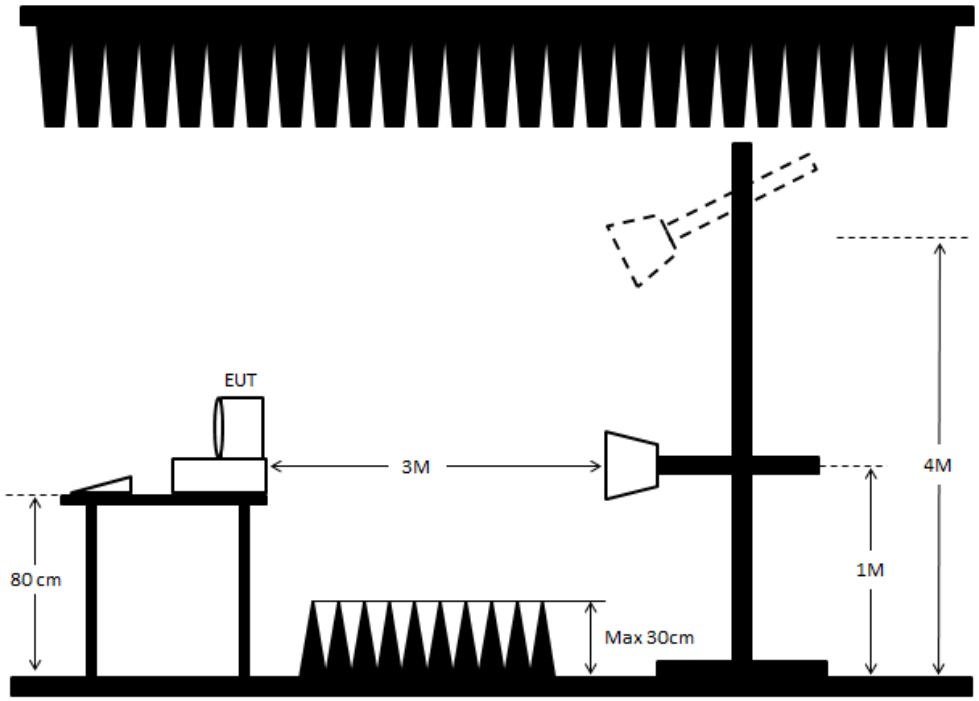

18,000~30,000 MHz

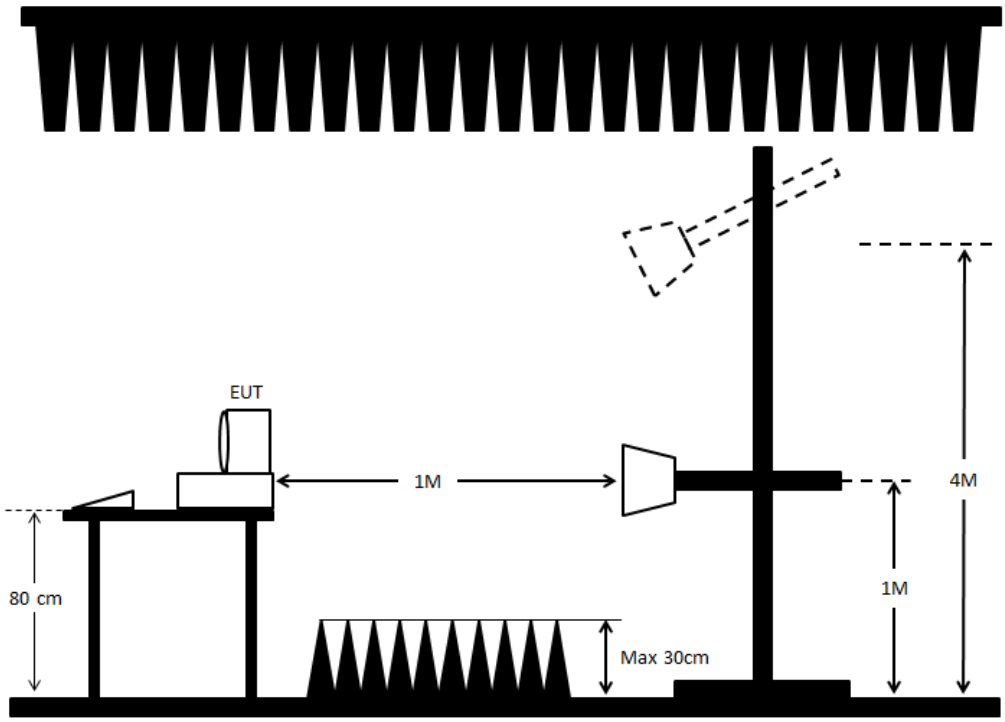

Above 1GHz - Intentional – CTX

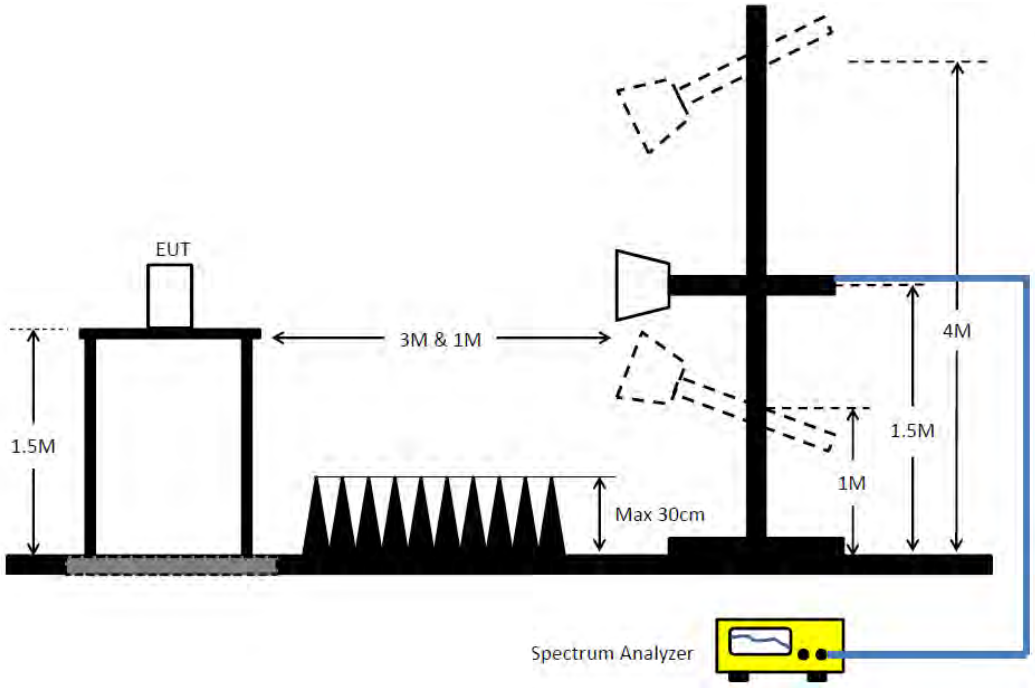

3.5.5 Transmitter Unwanted Emissions (Below 30MHz)

All amplitude of spurious emissions that are attenuated by more than 20 dB below the permissible value has no need to be reported.

3.5.6 Test Result of Transmitter Unwanted Emissions

Refer as Appendix E

3.6 Frequency Stability

3.6.1 Frequency Stability Limit

Frequency Stability Limit
UNII Devices
▪ In-band emission is maintained within the band of operation under all conditions of normal operation as specified in the user's manual.
LE-LAN Devices
▪ N/A
IEEE Std. 802.11
▪ The transmitter center frequency tolerance shall be ± 20 ppm maximum for the 5 GHz band and ± 25 ppm maximum for the 2.4 GHz band.

3.6.2 Measuring Instruments

Refer a test equipment and calibration data table in this test report.

3.6.3 Test Procedures

Test Method	
▪ Refer as ANSI C63.10, clause 6.8 for frequency stability tests	
	▪ Frequency stability with respect to ambient temperature
	▪ Frequency stability when varying supply voltage
	▪ Extreme temperature is 0˚C~50˚C.

3.6.4 Test Setup

Frequency Stability

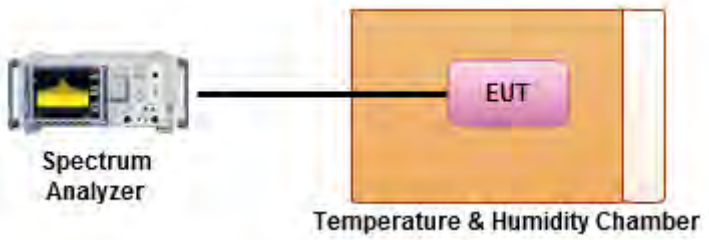

3.6.5 Test Result of Frequency Stability

Refer as Appendix F

4 Test Equipment and Calibration Data

Instrument	Manufacturer	Model No.	Serial No.	Characteristics	Calibration Date	Calibration Due Date	Remark
EMI Receiver	Agilent	N9038A	My52260123	9kHz ~ 8.45GHz	Jan. 27, 2016	Jan. 26, 2017	Conduction (CO01-CB)
EMI Receiver	Agilent	N9038A	My52260123	9kHz ~ 8.45GHz	Jan. 23, 2017	Jan. 22, 2018	Conduction (CO01-CB)
LISN	F.C.C.	FCC-LISN-50-16-2	04083	150kHz ~ 100MHz	Dec. 08, 2015	Dec. 07, 2016	Conduction (CO01-CB)
LISN	F.C.C.	FCC-LISN-50-16-2	04083	150kHz ~ 100MHz	Dec. 20, 2017	Dec. 19, 2018	Conduction (CO01-CB)
LISN	Schwarzbeck	NSLK 8127	8127647	9kHz ~ 30MHz	Dec. 23, 2015	Dec. 22, 2016	Conduction (CO01-CB)
LISN	Schwarzbeck	NSLK 8127	8127647	9kHz ~ 30MHz	Dec. 27, 2016	Dec. 26, 2017	Conduction (CO01-CB)
COND Cable	Woken	Cable	01	150kHz ~ 30MHz	May 24, 2016	May 23, 2017	Conduction (CO01-CB)
COND Cable	Woken	Cable	01	150kHz ~ 30MHz	May 23, 2017	May 22, 2018	Conduction (CO01-CB)
Software	Audix	E3	6.120210n	-	N.C.R.	N.C.R.	Conduction (CO01-CB)
BILOG ANTENNA with 6dB Attenuator	TESEQ & EMCI	CBL6112D & N-6-06	37880 & AT-N0609	20MHz ~ 2GHz	Aug. 30, 2017	Aug. 29, 2018	Radiation (03CH01-CB)
Loop Antenna	Teseq	HLA 6120	24155	9kHz - 30 MHz	Mar. 16, 2016*	Mar. 15, 2018*	Radiation (03CH01-CB
Horn Antenna	EMCO	3115	00075790	750MHz ~ 18GHz	Oct. 22, 2015	Oct. 21, 2016	Radiation (03CH01-CB)
Horn Antenna	EMCO	3115	00075790	750MHz ~ 18GHz	Nov. 20, 2017	Nov. 19, 2018	Radiation (03CH01-CB)
Horn Antenna	Schwarzbeck	BBHA 9170	BBHA9170252	15GHz ~ 40GHz	Jul. 25, 2016	Jul. 24, 2017	Radiation (03CH01-CB)
Horn Antenna	Schwarzbeck	BBHA 9170	BBHA9170252	15GHz ~ 40GHz	Jul. 05, 2017	Jul. 04, 2018	Radiation (03CH01-CB)
Pre-Amplifier	EMCI	EMC330N	980332	20MHz ~ 3GHz	May 02, 2017	May 01, 2018	Radiation (03CH01-CB)
Pre-Amplifier	Agilent	8449B	3008A02310	1GHz ~ 26.5GHz	Jan. 18, 2016	Jan. 17, 2017	Radiation (03CH01-CB)
Pre-Amplifier	Agilent	8449B	3008A02310	1GHz ~ 26.5GHz	Jan. 16, 2017	Jan. 15, 2018	Radiation (03CH01-CB)
Pre-Amplifier	WM	TF-130N-R1	923365	26GHz ~ 40GHz	Nov. 13, 2015	Nov. 12, 2016	Radiation (03CH01-CB)

Instrument	Manufacturer	Model No.	Serial No.	Characteristics	Calibration Date	Calibration Due Date	Remark
Pre-Amplifier	MITEQ	TTA1840-35-HG	1864479	18GHz ~ 40GHz	Jul. 10, 2017	Jul. 09, 2018	Radiation (03CH01-CB)
Spectrum Analyzer	R&S	FSP40	100056	9kHz ~ 40GHz	Oct. 27, 2015	Oct. 26, 2016	Radiation (03CH01-CB)
Spectrum Analyzer	R&S	FSP40	100056	9kHz ~ 40GHz	Nov. 23, 2017	Nov. 22, 2018	Radiation (03CH01-CB)
EMI Test	R&S	ESCS	100355	9kHz ~ 2.75GHz	May 06, 2017	May 05, 2018	Radiation (03CH01-CB)
RF Cable-low	Woken	Low Cable-16+17	N/A	30 MHz ~ 1 GHz	Oct. 11, 2017	Oct. 10, 2018	Radiation (03CH01-CB)
RF Cable-high	Woken	High Cable-16	N/A	1 GHz ~ 18 GHz	Nov. 02, 2015	Nov. 01, 2016	Radiation (03CH01-CB)
RF Cable-high	Woken	High Cable-16	N/A	1 GHz ~ 18 GHz	Oct. 11, 2017	Oct. 10, 2018	Radiation (03CH01-CB)
RF Cable-high	Woken	High Cable-17	N/A	1 GHz ~ 18 GHz	Nov. 02, 2015	Nov. 01, 2016	Radiation (03CH01-CB)
RF Cable-high	Woken	High Cable-16+17	N/A	1 GHz ~ 18 GHz	Oct. 11, 2017	Oct. 10, 2018	Radiation (03CH01-CB)
RF Cable-high	Woken	High Cable-40G-1	N/A	18GHz ~ 40 GHz	Nov. 02, 2015	Nov. 01, 2016	Radiation (03CH01-CB)
RF Cable-high	Woken	High Cable-40G#1	N/A	18GHz ~ 40 GHz	Oct. 11, 2017	Oct. 10, 2018	Radiation (03CH01-CB)
RF Cable-high	Woken	High Cable-40G-2	N/A	18GHz ~ 40 GHz	Nov. 02, 2015	Nov. 01, 2016	Radiation (03CH01-CB)
RF Cable-high	Woken	High Cable-40G#2	N/A	18GHz ~ 40 GHz	Oct. 11, 2017	Oct. 10, 2018	Radiation (03CH01-CB)
Spectrum analyzer	R&S	FSV40	100979	9kHz~40GHz	Dec. 09, 2015	Dec. 08, 2016	Conducted (TH01-CB)
Temp. and Humidity Chamber	Ten Billion	TTH-D3SP	TBN-931011	-30~100 degree	Jun. 03, 2016	Jun. 02, 2017	Conducted (TH01-CB)
RF Cable-high	Woken	RG402	High Cable-6	1 GHz – 26.5 GHz	Nov. 02, 2015	Nov. 01, 2016	Conducted (TH01-CB)
RF Cable-high	Woken	RG402	High Cable-7	1 GHz – 26.5 GHz	Nov. 02, 2015	Nov. 01, 2016	Conducted (TH01-CB)
RF Cable-high	Woken	RG402	High Cable-8	1 GHz – 26.5 GHz	Nov. 02, 2015	Nov. 01, 2016	Conducted (TH01-CB)
RF Cable-high	Woken	RG402	High Cable-9	1 GHz – 26.5 GHz	Nov. 02, 2015	Nov. 01, 2016	Conducted (TH01-CB)

Instrument	Manufacturer	Model No.	Serial No.	Characteristics	Calibration Date	Calibration Due Date	Remark
RF Cable-high	Woken	RG402	High Cable-10	1 GHz – 26.5 GHz	Nov. 02, 2015	Nov. 01, 2016	Conducted (TH01-CB)
Power Sensor	Agilent	U2021XA	MY53410001	50MHz~18GHz	Nov. 02, 2015	Nov. 01, 2016	Conducted (TH01-CB)

Note: Calibration Interval of instruments listed above is one year.

"*" Calibration Interval of instruments listed above is two years.

N.C.R means Non-Calibration required.

AC Power-line Conducted Emissions Result			
Operating Mode	2	**Power Phase**	Neutral
Operating Function	Intentional – CTX		

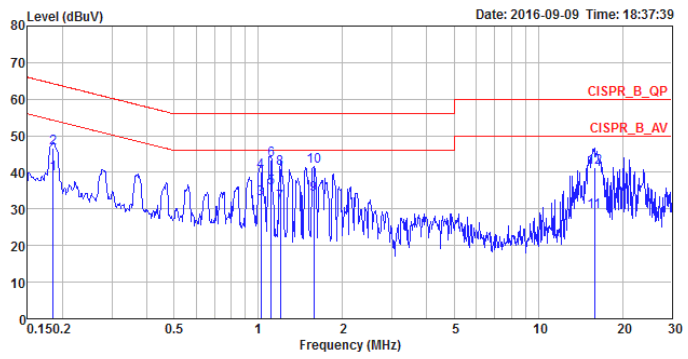

	Freq	Level	Over Limit	Limit Line	Read Level	LISN Factor	Cable Loss	Pol/Phase	Remark
	MHz	dBuV	dB	dBuV	dBuV	dB	dB		
1	0.1854	39.59	-14.65	54.24	29.49	9.92	0.18	NEUTRAL	Average
2	0.1854	46.59	-17.65	64.24	36.49	9.92	0.18	NEUTRAL	QP
3	1.0211	32.90	-13.10	46.00	22.24	9.94	0.72	NEUTRAL	Average
4	1.0211	40.22	-15.78	56.00	29.56	9.94	0.72	NEUTRAL	QP
5	1.1114	35.81	-10.19	46.00	25.23	9.94	0.64	NEUTRAL	Average
6	1.1114	43.42	-12.58	56.00	32.84	9.94	0.64	NEUTRAL	QP
7	1.1970	31.63	-14.37	46.00	21.13	9.94	0.56	NEUTRAL	Average
8	1.1970	41.16	-14.84	56.00	30.66	9.94	0.56	NEUTRAL	QP
9	1.5767	34.03	-11.97	46.00	23.79	9.95	0.29	NEUTRAL	Average
10	1.5767	41.50	-14.50	56.00	31.26	9.95	0.29	NEUTRAL	QP
11	15.8854	29.31	-20.69	50.00	18.85	10.24	0.22	NEUTRAL	Average
12	15.8854	41.36	-18.64	60.00	30.90	10.24	0.22	NEUTRAL	QP

Note 1: “>20dB” means emission levels that exceed the level of 20 dB below the applicable limit.
Note 2: “N/F” means Nothing Found emissions (No emissions were detected.)

AC Power-line Conducted Emissions Result			
Operating Mode	2	**Power Phase**	Line
Operating Function	Intentional – CTX		

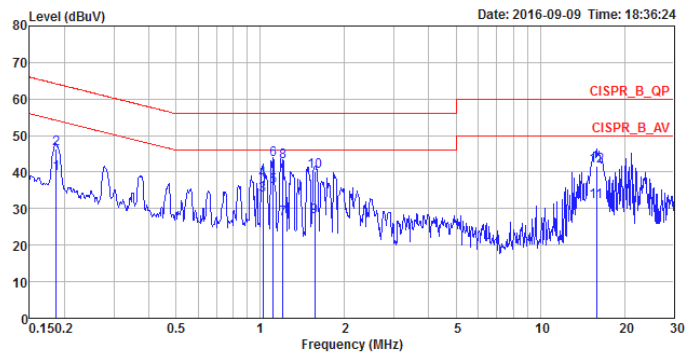

	Freq	Level	Over Limit	Limit Line	Read Level	LISN Factor	Cable Loss	Pol/Phase	Remark
	MHz	dBuV	dB	dBuV	dBuV	dB	dB		
1	0.1864	39.64	-14.56	54.20	29.54	9.92	0.18	LINE	Average
2	0.1864	46.47	-17.73	64.20	36.37	9.92	0.18	LINE	QP
3	1.0211	33.66	-12.34	46.00	23.00	9.94	0.72	LINE	Average
4	1.0211	37.84	-18.16	56.00	27.18	9.94	0.72	LINE	QP
5	1.1114	36.03	-9.97	46.00	25.45	9.94	0.64	LINE	Average
6	1.1114	43.31	-12.69	56.00	32.73	9.94	0.64	LINE	QP
7	1.2034	27.07	-18.93	46.00	16.57	9.94	0.56	LINE	Average
8	1.2034	42.75	-13.25	56.00	32.25	9.94	0.56	LINE	QP
9	1.5684	27.88	-18.12	46.00	17.63	9.95	0.30	LINE	Average
10	1.5684	40.02	-15.98	56.00	29.77	9.95	0.30	LINE	QP
11	15.8854	31.81	-18.19	50.00	21.35	10.24	0.22	LINE	Average
12	15.8854	41.76	-18.24	60.00	31.30	10.24	0.22	LINE	QP

Note 1: “>20dB” means emission levels that exceed the level of 20 dB below the applicable limit.
Note 2: “N/F” means Nothing Found emissions (No emissions were detected.)

AC Power-line Conducted Emissions Result			
Operating Mode	1	**Power Phase**	Neutral
Operating Function	Unintentional– CRX		

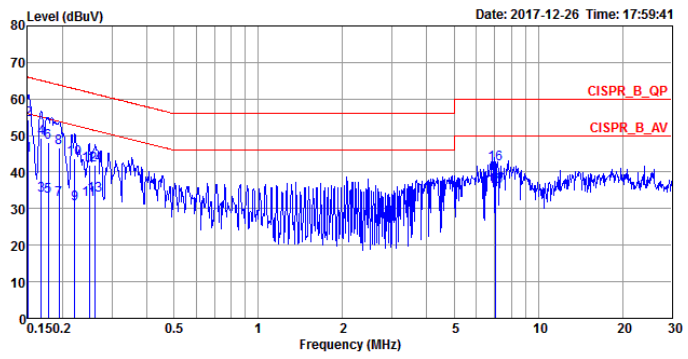

	Freq	Level	Over Limit	Limit Line	Read Level	LISN Factor	Cable Loss	Remark	Pol/Phase
	MHz	dBuV	dB	dBuV	dBuV	dB	dB		
1	0.1508	44.43	-11.53	55.96	34.38	10.04	0.01	Average	NEUTRAL
2	0.1508	54.18	-11.78	65.96	44.13	10.04	0.01	QP	NEUTRAL
3	0.1677	33.78	-21.30	55.08	23.76	10.01	0.01	Average	NEUTRAL
4	0.1677	49.30	-15.78	65.08	39.28	10.01	0.01	QP	NEUTRAL
5	0.1777	33.25	-21.34	54.59	23.25	9.99	0.01	Average	NEUTRAL
6	0.1777	48.15	-16.44	64.59	38.15	9.99	0.01	QP	NEUTRAL
7	0.1945	32.49	-21.35	53.84	22.51	9.97	0.01	Average	NEUTRAL
8	0.1945	46.62	-17.22	63.84	36.64	9.97	0.01	QP	NEUTRAL
9	0.2208	31.35	-21.44	52.79	21.38	9.96	0.01	Average	NEUTRAL
10	0.2208	43.75	-19.04	62.79	33.78	9.96	0.01	QP	NEUTRAL
11	0.2495	32.56	-19.22	51.78	22.59	9.95	0.02	Average	NEUTRAL
12	0.2495	42.06	-19.72	61.78	32.09	9.95	0.02	QP	NEUTRAL
13	0.2616	33.60	-17.78	51.38	23.63	9.95	0.02	Average	NEUTRAL
14	0.2616	41.79	-19.59	61.38	31.82	9.95	0.02	QP	NEUTRAL
15	7.0303	36.12	-13.88	50.00	25.94	10.11	0.07	Average	NEUTRAL
16	7.0303	42.08	-17.92	60.00	31.90	10.11	0.07	QP	NEUTRAL

Note 1: “>20dB” means emission levels that exceed the level of 20 dB below the applicable limit.
Note 2: “N/F” means Nothing Found emissions (No emissions were detected.)

AC Power-line Conducted Emissions Result			
Operating Mode	1	**Power Phase**	Line
Operating Function	Unintentional– CRX		

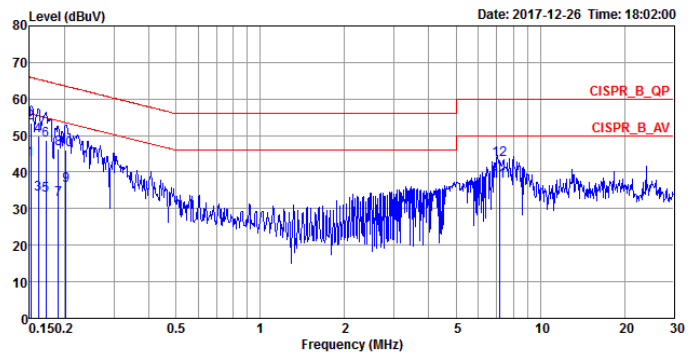

	Freq	Level	Over Limit	Limit Line	Read Level	LISN Factor	Cable Loss	Remark	Pol/Phase
	MHz	dBuV	dB	dBuV	dBuV	dB	dB		
1	0.1516	43.40	-12.51	55.91	33.40	9.99	0.01	Average	LINE
2	0.1516	53.56	-12.35	65.91	43.56	9.99	0.01	QP	LINE
3	0.1616	33.99	-21.39	55.38	24.01	9.97	0.01	Average	LINE
4	0.1616	49.98	-15.40	65.38	40.00	9.97	0.01	QP	LINE
5	0.1712	33.54	-21.36	54.90	23.57	9.96	0.01	Average	LINE
6	0.1712	48.62	-16.28	64.90	38.65	9.96	0.01	QP	LINE
7	0.1904	32.56	-21.46	54.02	22.63	9.92	0.01	Average	LINE
8	0.1904	46.27	-17.75	64.02	36.34	9.92	0.01	QP	LINE
9	0.2018	36.26	-17.28	53.54	26.34	9.91	0.01	Average	LINE
10	0.2018	46.03	-17.51	63.54	36.11	9.91	0.01	QP	LINE
11	7.1409	37.59	-12.41	50.00	27.51	10.01	0.07	Average	LINE
12	7.1409	43.31	-16.69	60.00	33.23	10.01	0.07	QP	LINE

Note 1: “>20dB” means emission levels that exceed the level of 20 dB below the applicable limit.
Note 2: “N/F” means Nothing Found emissions (No emissions were detected.)

Summary

Mode	Max-N dB (Hz)	Max-OBW (Hz)	ITU-Code	Min-N dB (Hz)	Min-OBW (Hz)
5.3G;11a;Nss1;Ntx4	24.925M	16.692M	16M7D1D	21.525M	16.517M
5.3G;VHT20;Nss1,(M0);Ntx4	34.725M	17.891M	17M9D1D	22.5M	17.766M
5.3G;VHT40;Nss1,(M0);Ntx4	81.05M	36.682M	36M7D1D	39.9M	36.282M
5.3G;VHT80;Nss1,(M0);Ntx4	82.6M	75.862M	75M9D1D	81.7M	75.762M
5.6G;11a;Nss1;Ntx4	22.275M	16.692M	16M7D1D	15.705M	13.253M
5.6G;VHT20;Nss1,(M0);Ntx4	35.95M	17.866M	17M9D1D	16.23M	13.868M
5.6G;VHT40;Nss1,(M0);Ntx4	83.4M	36.632M	36M6D1D	39.75M	33.093M
5.6G;VHT80;Nss1,(M0);Ntx4	163.9M	76.362M	76M4D1D	81.5M	72.639M
5.8G;11a;Nss1;Ntx4	3.2M	4.418M	4M42D1D	3.16M	4.058M
5.8G;VHT20;Nss1,(M0);Ntx4	3.88M	4.658M	4M66D1D	3.78M	4.418M
5.8G;VHT40;Nss1,(M0);Ntx4	3.16M	20.83M	20M8D1D	3.14M	17.311M
5.8G;VHT80;Nss1,(M0);Ntx4	3.16M	33.963M	34M0D1D	3.14M	31.744M
5.3G;VHT20,BF;Nss1,(M0);Ntx4	36.025M	17.791M	17M8D1D	21.95M	17.716M
5.3G;VHT40,BF;Nss1,(M0);Ntx4	48.5M	36.282M	36M3D1D	40.15M	36.232M
5.3G;VHT80,BF;Nss1,(M0);Ntx4	85.2M	75.962M	76M0D1D	81.8M	75.762M
5.6G;VHT20,BF;Nss1,(M0);Ntx4	27.375M	17.816M	17M8D1D	15.84M	13.868M
5.6G;VHT40,BF;Nss1,(M0);Ntx4	65.2M	36.382M	36M4D1D	35.035M	32.954M
5.6G;VHT80,BF;Nss1,(M0);Ntx4	97.5M	75.962M	76M0D1D	75.75M	72.414M
5.8G;VHT20,BF;Nss1,(M0);Ntx4	3.8M	4.378M	4M38D1D	3.8M	4.318M
5.8G;VHT40,BF;Nss1,(M0);Ntx4	3.16M	4.158M	4M16D1D	3.16M	3.738M
5.8G;VHT80,BF;Nss1,(M0);Ntx4	3.16M	13.893M	13M9D1D	3.14M	6.197M

Result

Mode	Result	Limit (Hz)	P1-N dB (Hz)	P1-OBW (Hz)	P2-N dB (Hz)	P2-OBW (Hz)	P3-N dB (Hz)	P3-OBW (Hz)	P4-N dB (Hz)	P4-OBW (Hz)
5.3G;11a;Nss1;Ntx4;5260	Pass	Inf	21.575M	16.642M	21.8M	16.667M	24.675M	16.692M	21.525M	16.567M
5.3G;11a;Nss1;Ntx4;5300	Pass	Inf	21.7M	16.592M	21.7M	16.617M	24.925M	16.642M	21.775M	16.567M
5.3G;11a;Nss1;Ntx4;5320	Pass	Inf	21.8M	16.617M	21.675M	16.617M	24.65M	16.667M	21.55M	16.517M
5.3G;VHT20;Nss1,(M0);Ntx4;5260	Pass	Inf	30.425M	17.816M	34.3M	17.791M	34.725M	17.841M	22.775M	17.766M
5.3G;VHT20;Nss1,(M0);Ntx4;5300	Pass	Inf	31.275M	17.816M	29.425M	17.816M	33.175M	17.891M	22.5M	17.766M
5.3G;VHT20;Nss1,(M0);Ntx4;5320	Pass	Inf	31.9M	17.791M	31.6M	17.791M	34M	17.816M	23.6M	17.791M
5.3G;VHT40;Nss1,(M0);Ntx4;5270	Pass	Inf	76.3M	36.382M	74.2M	36.482M	81.05M	36.682M	73.8M	36.432M
5.3G;VHT40;Nss1,(M0);Ntx4;5310	Pass	Inf	41.65M	36.282M	39.9M	36.382M	58.25M	36.282M	40M	36.282M
5.3G;VHT80;Nss1,(M0);Ntx4;5290	Pass	Inf	82.6M	75.762M	82.1M	75.862M	82M	75.762M	81.7M	75.762M
5.6G;11a;Nss1;Ntx4;5500	Pass	Inf	21.875M	16.592M	21.725M	16.617M	21.9M	16.667M	21.7M	16.592M
5.6G;11a;Nss1;Ntx4;5580	Pass	Inf	21.9M	16.642M	22.275M	16.592M	21.775M	16.617M	21.7M	16.617M
5.6G;11a;Nss1;Ntx4;5700	Pass	Inf	21.825M	16.692M	21.675M	16.617M	21.85M	16.617M	21.675M	16.567M
5.6G;11a;Nss1;Ntx4;5720	Pass	Inf	15.81M	13.328M	15.81M	13.313M	15.84M	13.283M	15.705M	13.253M
5.6G;VHT20;Nss1,(M0);Ntx4;5500	Pass	Inf	28.275M	17.791M	35.95M	17.841M	29.125M	17.791M	22.8M	17.791M
5.6G;VHT20;Nss1,(M0);Ntx4;5580	Pass	Inf	31.875M	17.791M	27.95M	17.816M	33.7M	17.766M	28.625M	17.766M
5.6G;VHT20;Nss1,(M0);Ntx4;5700	Pass	Inf	35.725M	17.816M	30.775M	17.791M	33.475M	17.866M	31.025M	17.791M
5.6G;VHT20;Nss1,(M0);Ntx4;5720	Pass	Inf	19.845M	13.913M	19.59M	13.898M	19.365M	13.868M	16.23M	13.868M
5.6G;VHT40;Nss1,(M0);Ntx4;5510	Pass	Inf	46.8M	36.282M	39.75M	36.332M	46.6M	36.282M	40.1M	36.232M
5.6G;VHT40;Nss1,(M0);Ntx4;5550	Pass	Inf	81.75M	36.382M	79.95M	36.482M	75.45M	36.582M	70.65M	36.432M
5.6G;VHT40;Nss1,(M0);Ntx4;5670	Pass	Inf	83.4M	36.482M	78.6M	36.582M	80.5M	36.632M	73.95M	36.532M
5.6G;VHT40;Nss1,(M0);Ntx4;5710	Pass	Inf	54.985M	33.128M	56.455M	33.093M	55.44M	33.268M	48.545M	33.093M
5.6G;VHT80;Nss1,(M0);Ntx4;5530	Pass	Inf	84.4M	75.862M	84.2M	75.862M	82.1M	75.862M	81.5M	75.962M
5.6G;VHT80;Nss1,(M0);Ntx4;5610	Pass	Inf	149.1M	76.262M	163.9M	76.262M	156.8M	76.362M	147.7M	76.162M
5.6G;VHT80;Nss1,(M0);Ntx4;5690	Pass	Inf	104.1M	72.714M	110.4M	72.639M	115.425M	72.789M	93.375M	72.714M
5.8G;11a;Nss1;Ntx4;5720	Pass	500k	3.18M	4.418M	3.16M	4.278M	3.16M	4.058M	3.2M	4.198M
5.8G;VHT20;Nss1,(M0);Ntx4;5720	Pass	500k	3.88M	4.658M	3.8M	4.518M	3.78M	4.618M	3.8M	4.418M
5.8G;VHT40;Nss1,(M0);Ntx4;5710	Pass	500k	3.16M	20.23M	3.16M	20.49M	3.14M	20.83M	3.16M	17.311M
5.8G;VHT80;Nss1,(M0);Ntx4;5690	Pass	500k	3.16M	33.523M	3.16M	33.683M	3.14M	33.963M	3.14M	31.744M
5.3G;VHT20,BF;Nss1,(M0);Ntx4;5260	Pass	Inf	22.025M	17.791M	22.725M	17.791M	29.225M	17.791M	21.95M	17.791M
5.3G;VHT20,BF;Nss1,(M0);Ntx4;5300	Pass	Inf	26.075M	17.791M	22.175M	17.741M	36.025M	17.791M	22.05M	17.741M
5.3G;VHT20,BF;Nss1,(M0);Ntx4;5320	Pass	Inf	22.05M	17.791M	24.875M	17.716M	26.95M	17.766M	21.975M	17.716M
5.3G;VHT40,BF;Nss1,(M0);Ntx4;5270	Pass	Inf	48.35M	36.232M	43.55M	36.232M	48.5M	36.282M	40.15M	36.232M
5.3G;VHT40,BF;Nss1,(M0);Ntx4;5310	Pass	Inf	40.15M	36.232M	47.25M	36.282M	43.55M	36.282M	40.2M	36.232M
5.3G;VHT80,BF;Nss1,(M0);Ntx4;5290	Pass	Inf	85.2M	75.962M	82.5M	75.862M	82.5M	75.762M	81.8M	75.862M
5.6G;VHT20,BF;Nss1,(M0);Ntx4;5500	Pass	Inf	25.175M	17.766M	21.6M	17.741M	21.725M	17.816M	21.55M	17.766M
5.6G;VHT20,BF;Nss1,(M0);Ntx4;5580	Pass	Inf	24.375M	17.741M	21.625M	17.766M	21.9M	17.716M	21.55M	17.716M
5.6G;VHT20,BF;Nss1,(M0);Ntx4;5700	Pass	Inf	22.3M	17.791M	27.375M	17.791M	22.2M	17.766M	22.025M	17.741M
5.6G;VHT20,BF;Nss1,(M0);Ntx4;5720	Pass	Inf	15.99M	13.928M	15.975M	13.883M	15.84M	13.868M	15.87M	13.868M
5.6G;VHT40,BF;Nss1,(M0);Ntx4;5510	Pass	Inf	62.4M	36.282M	41.75M	36.282M	46.95M	36.282M	40.5M	36.232M
5.6G;VHT40,BF;Nss1,(M0);Ntx4;5550	Pass	Inf	47.05M	36.182M	40.7M	36.232M	57.15M	36.332M	47.85M	36.182M
5.6G;VHT40,BF;Nss1,(M0);Ntx4;5670	Pass	Inf	65.2M	36.282M	48.2M	36.282M	42.55M	36.332M	48.5M	36.382M
5.6G;VHT40,BF;Nss1,(M0);Ntx4;5710	Pass	Inf	43.54M	32.954M	35.91M	33.023M	43.575M	33.023M	35.035M	33.023M
5.6G;VHT80,BF;Nss1,(M0);Ntx4;5530	Pass	Inf	96.5M	75.662M	87.6M	75.862M	97.5M	75.662M	82.2M	75.862M
5.6G;VHT80,BF;Nss1,(M0);Ntx4;5610	Pass	Inf	91.3M	75.962M	86.8M	75.762M	87.9M	75.962M	82M	75.662M
5.6G;VHT80,BF;Nss1,(M0);Ntx4;5690	Pass	Inf	78.6M	72.414M	76.8M	72.639M	76.125M	72.489M	75.75M	72.414M
5.8G;VHT20,BF;Nss1,(M0);Ntx4;5720	Pass	500k	3.8M	4.378M	3.8M	4.318M	3.8M	4.358M	3.8M	4.318M
5.8G;VHT40,BF;Nss1,(M0);Ntx4;5710	Pass	500k	3.16M	3.998M	3.16M	4.158M	3.16M	4.098M	3.16M	3.738M
5.8G;VHT80,BF;Nss1,(M0);Ntx4;5690	Pass	500k	3.16M	10.335M	3.16M	13.893M	3.14M	11.174M	3.16M	6.197M

EBW;Band:5.3G;11a;BWch:20MHz;Nss:1;Nant:4;Ch:5260MHz;TN,VN

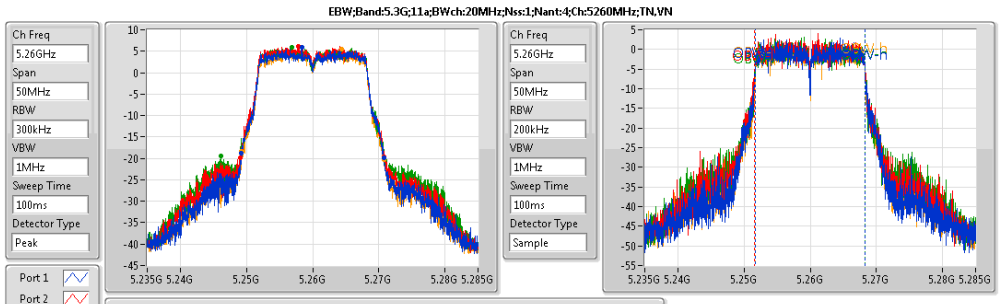

26dB(Hz)	Fl-26dB(Hz)	Fh-26dB(Hz)	OBW(Hz)	Fl-OBW(Hz)	Fh-OBW(Hz)	Limit(Hz)	Port
21.575M	5.2492G	5.270775G	16.642M	5.251679G	5.268321G	Inf	1
21.8M	5.249025G	5.270825G	16.667M	5.251629G	5.268296G	Inf	2
24.675M	5.24615G	5.270825G	16.692M	5.251654G	5.268346G	Inf	3
21.525M	5.249275G	5.2708G	16.567M	5.251729G	5.268296G	Inf	4

EBW;Band:5.3G;11a;BWch:20MHz;Nss:1;Nant:4;Ch:5300MHz;TN,VN

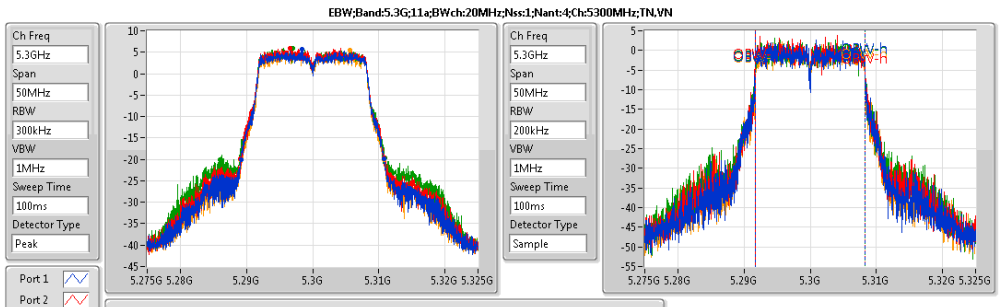

26dB(Hz)	Fl-26dB(Hz)	Fh-26dB(Hz)	OBW(Hz)	Fl-OBW(Hz)	Fh-OBW(Hz)	Limit(Hz)	Port
21.7M	5.28915G	5.31085G	16.592M	5.291704G	5.308296G	Inf	1
21.7M	5.289125G	5.310825G	16.617M	5.291679G	5.308296G	Inf	2
24.925M	5.28595G	5.310875G	16.642M	5.291679G	5.308321G	Inf	3
21.775M	5.289075G	5.31085G	16.567M	5.291729G	5.308296G	Inf	4

EBW;Band:5.3G;11a;BWch:20MHz;Nss:1;Nant:4;Ch:5320MHz;TN,VN

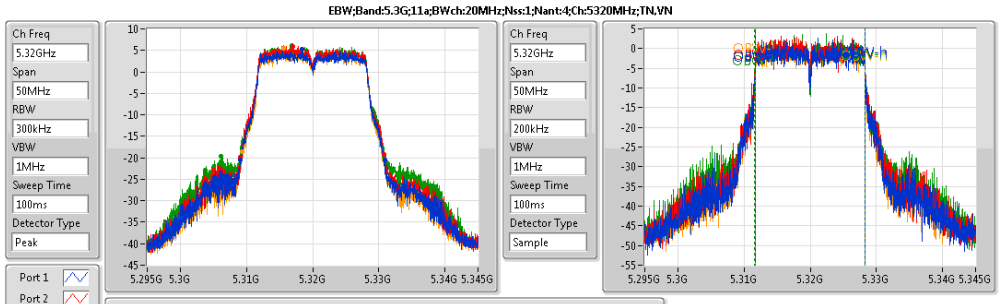

26dB(Hz)	Fl-26dB(Hz)	Fh-26dB(Hz)	OBW(Hz)	Fl-OBW(Hz)	Fh-OBW(Hz)	Limit(Hz)	Port
21.8M	5.309125G	5.330925G	16.617M	5.311679G	5.328296G	Inf	1
21.675M	5.3091G	5.330775G	16.617M	5.311679G	5.328296G	Inf	2
24.65M	5.3062G	5.33085G	16.667M	5.311629G	5.328296G	Inf	3
21.55M	5.3093G	5.33085G	16.517M	5.311729G	5.328246G	Inf	4

EBW;Band:5.3G;VHT20;BWch:20MHz;Nss:1,(M0);Nant:4;Ch:5260MHz;TN,VN

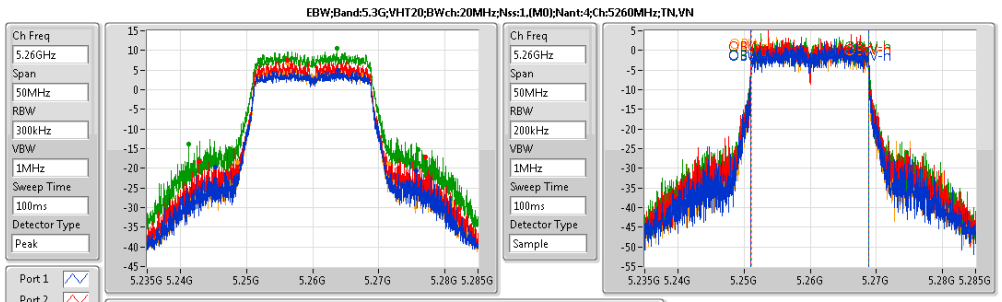

26dB(Hz)	Fl-26dB(Hz)	Fh-26dB(Hz)	OBW(Hz)	Fl-OBW(Hz)	Fh-OBW(Hz)	Limit(Hz)	Port
30.425M	5.245275G	5.2757G	17.816M	5.251079G	5.268896G	Inf	1
34.3M	5.24275G	5.27705G	17.791M	5.251079G	5.268871G	Inf	2
34.725M	5.24125G	5.275975G	17.841M	5.251054G	5.268896G	Inf	3
22.775M	5.248675G	5.27145G	17.766M	5.251104G	5.268871G	Inf	4

EBW;Band:5.3G;VHT20;BWch:20MHz;Nss:1,(M0);Nant:4;Ch:5300MHz;TN,VN

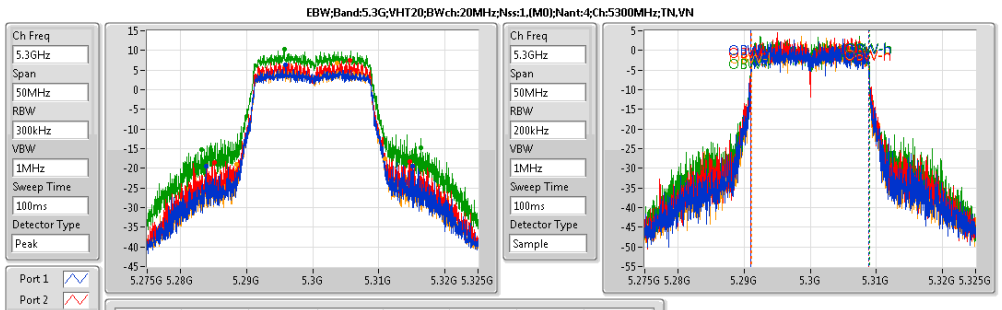

26dB(Hz)	Fl-26dB(Hz)	Fh-26dB(Hz)	OBW(Hz)	Fl-OBW(Hz)	Fh-OBW(Hz)	Limit(Hz)	Port
31.275M	5.2839G	5.315175G	17.816M	5.291079G	5.308896G	Inf	1
29.425M	5.2852G	5.314625G	17.816M	5.291079G	5.308896G	Inf	2
33.175M	5.283225G	5.3164G	17.891M	5.291054G	5.308946G	Inf	3
22.5M	5.288475G	5.310975G	17.766M	5.291104G	5.308871G	Inf	4

EBW;Band:5.3G;VHT20;BWch:20MHz;Nss:1,(M0);Nant:4;Ch:5320MHz;TN,VN

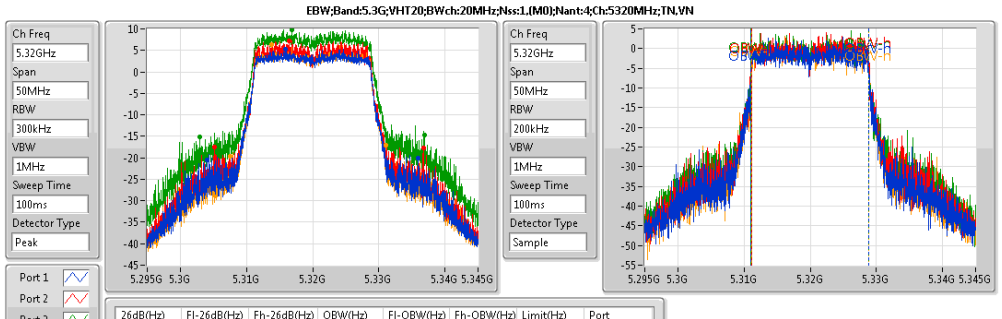

26dB(Hz)	Fl-26dB(Hz)	Fh-26dB(Hz)	OBW(Hz)	Fl-OBW(Hz)	Fh-OBW(Hz)	Limit(Hz)	Port
31.9M	5.30405G	5.33595G	17.791M	5.311079G	5.328871G	Inf	1
31.6M	5.305225G	5.336825G	17.791M	5.311104G	5.328896G	Inf	2
34M	5.30295G	5.33695G	17.816M	5.311054G	5.328871G	Inf	3
23.6M	5.307475G	5.331075G	17.791M	5.311104G	5.328896G	Inf	4

EBW;Band:5.3G;VHT40;BWch:40MHz;Nss:1,(M0);Nant:4;Ch:5270MHz;TN,VN

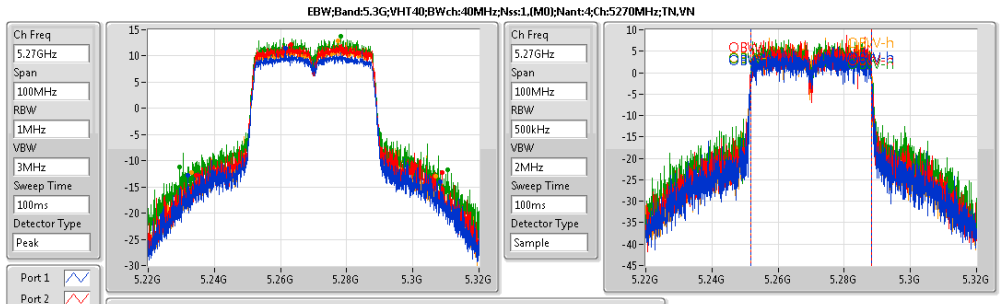

26dB(Hz)	Fl-26dB(Hz)	Fh-26dB(Hz)	OBW(Hz)	Fl-OBW(Hz)	Fh-OBW(Hz)	Limit(Hz)	Port
76.3M	5.232G	5.3083G	36.382M	5.251809G	5.288191G	Inf	1
74.2M	5.23455G	5.30875G	36.482M	5.251759G	5.288241G	Inf	2
81.05M	5.2296G	5.31065G	36.682M	5.251659G	5.288341G	Inf	3
73.8M	5.2332G	5.307G	36.432M	5.251759G	5.288191G	Inf	4

EBW;Band:5.3G;VHT40;BWch:40MHz;Nss:1,(M0);Nant:4;Ch:5310MHz;TN,VN

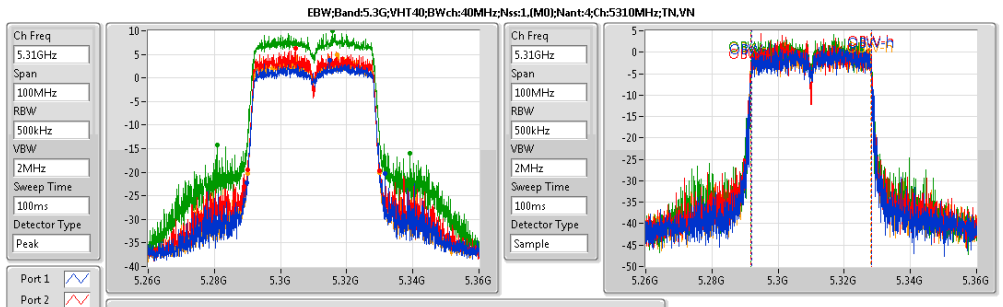

26dB(Hz)	Fl-26dB(Hz)	Fh-26dB(Hz)	OBW(Hz)	Fl-OBW(Hz)	Fh-OBW(Hz)	Limit(Hz)	Port
41.65M	5.2899G	5.33155G	36.282M	5.291909G	5.328191G	Inf	1
39.9M	5.29G	5.3299G	36.382M	5.291809G	5.328191G	Inf	2
58.25M	5.2809G	5.33915G	36.282M	5.291859G	5.328141G	Inf	3
40M	5.29005G	5.33005G	36.282M	5.291809G	5.328091G	Inf	4

EBW;Band:5.3G;VHT80;BWch:80MHz;Nss:1,(M0);Nant:4;Ch:5290MHz;TN,VN

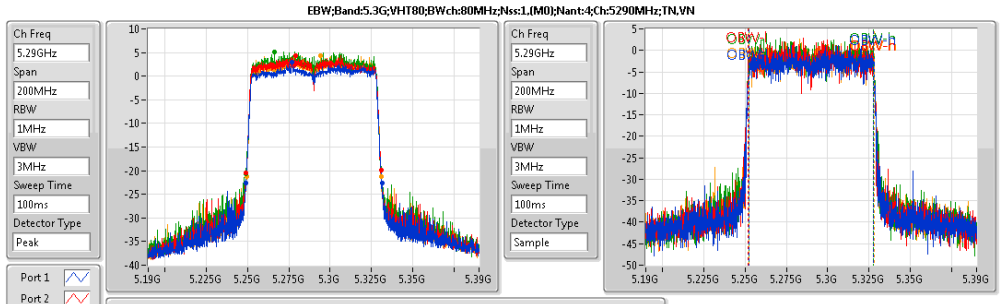

26dB(Hz)	Fl-26dB(Hz)	Fh-26dB(Hz)	OBW(Hz)	Fl-OBW(Hz)	Fh-OBW(Hz)	Limit(Hz)	Port
82.6M	5.2488G	5.3314G	75.762M	5.252119G	5.327881G	Inf	1
82.1M	5.2489G	5.331G	75.862M	5.252019G	5.327881G	Inf	2
82M	5.2491G	5.3311G	75.762M	5.252119G	5.327881G	Inf	3
81.7M	5.2494G	5.3311G	75.762M	5.252219G	5.327981G	Inf	4

EBW;Band:5.6G;11a;BWch:20MHz;Nss:1;Nant:4;Ch:5500MHz;TN,VN

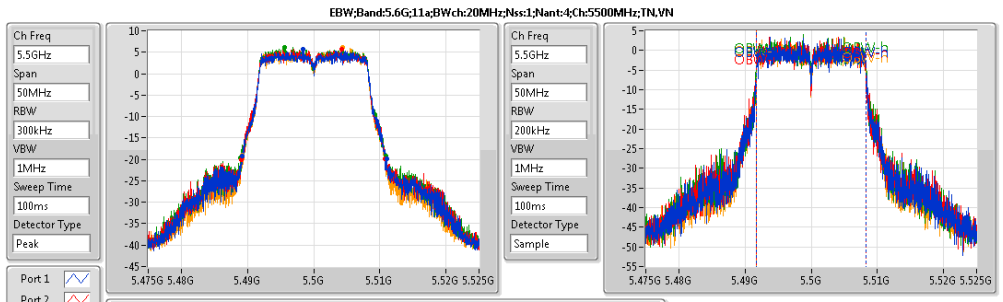

26dB(Hz)	Fl-26dB(Hz)	Fh-26dB(Hz)	OBW(Hz)	Fl-OBW(Hz)	Fh-OBW(Hz)	Limit(Hz)	Port
21.875M	5.48915G	5.511025G	16.592M	5.491729G	5.508321G	Inf	1
21.725M	5.489075G	5.5108G	16.617M	5.491679G	5.508296G	Inf	2
21.9M	5.488975G	5.510875G	16.667M	5.491679G	5.508346G	Inf	3
21.7M	5.489175G	5.510875G	16.592M	5.491729G	5.508321G	Inf	4

EBW;Band:5.6G;11a;BWch:20MHz;Nss:1;Nant:4;Ch:5580MHz;TN,VN

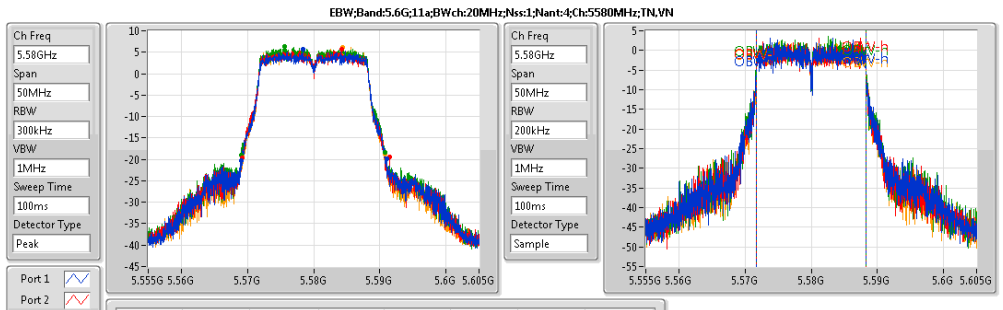

26dB(Hz)	Fl-26dB(Hz)	Fh-26dB(Hz)	OBW(Hz)	Fl-OBW(Hz)	Fh-OBW(Hz)	Limit(Hz)	Port
21.9M	5.569125G	5.591025G	16.642M	5.571679G	5.588321G	Inf	1
22.275M	5.56915G	5.591425G	16.592M	5.571679G	5.588271G	Inf	2
21.775M	5.56905G	5.590825G	16.617M	5.571704G	5.588321G	Inf	3
21.7M	5.569125G	5.590825G	16.617M	5.571704G	5.588321G	Inf	4

EBW;Band:5.6G;11a;BWch:20MHz;Nss:1;Nant:4;Ch:5700MHz;TN,VN

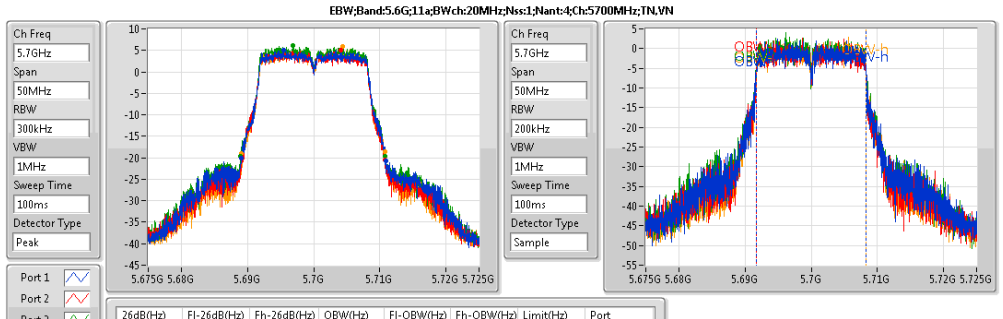

26dB(Hz)	Fl-26dB(Hz)	Fh-26dB(Hz)	OBW(Hz)	Fl-OBW(Hz)	Fh-OBW(Hz)	Limit(Hz)	Port
21.825M	5.68905G	5.710875G	16.692M	5.691654G	5.708346G	Inf	1
21.675M	5.68915G	5.710825G	16.617M	5.691679G	5.708296G	Inf	2
21.85M	5.688975G	5.710825G	16.617M	5.691679G	5.708296G	Inf	3
21.675M	5.689125G	5.7108G	16.567M	5.691729G	5.708296G	Inf	4

EBW;Band:5.6G;11a;BWch:20MHz;Nss:1;Nant:4;Ch:5720MHz;TN,VN

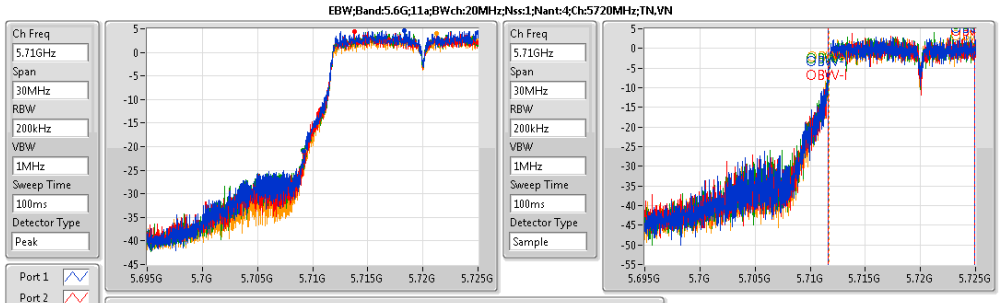

26dB(Hz)	Fl-26dB(Hz)	Fh-26dB(Hz)	OBW(Hz)	Fl-OBW(Hz)	Fh-OBW(Hz)	Limit(Hz)	Port
15.81M	5.70919G	5.725G	13.328M	5.711619G	5.724948G	Inf	1
15.81M	5.70919G	5.725G	13.313M	5.711634G	5.724948G	Inf	2
15.84M	5.70916G	5.725G	13.283M	5.711649G	5.724933G	Inf	3
15.705M	5.709295G	5.725G	13.253M	5.711679G	5.724933G	Inf	4

EBW;Band:5.6G;VHT20;BWch:20MHz;Nss:1,(M0);Nant:4;Ch:5500MHz;TN,VN

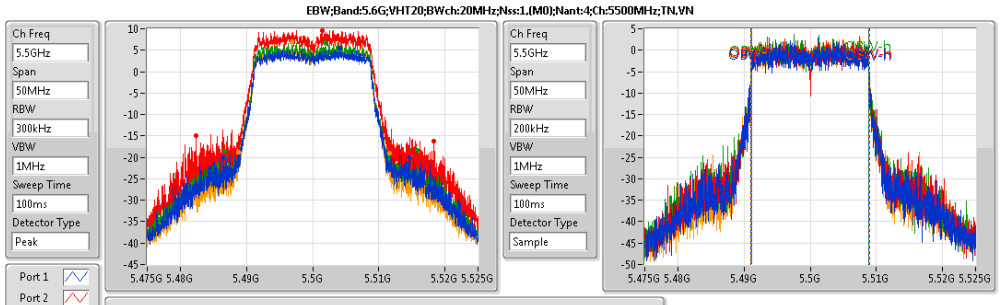

26dB(Hz)	Fl-26dB(Hz)	Fh-26dB(Hz)	OBW(Hz)	Fl-OBW(Hz)	Fh-OBW(Hz)	Limit(Hz)	Port
28.275M	5.486375G	5.51465G	17.791M	5.491079G	5.508871G	Inf	1
35.95M	5.482325G	5.518275G	17.841M	5.491104G	5.508946G	Inf	2
29.125M	5.486725G	5.51585G	17.791M	5.491104G	5.508896G	Inf	3
22.8M	5.48885G	5.51165G	17.791M	5.491079G	5.508871G	Inf	4

EBW;Band:5.6G;VHT20;BWch:20MHz;Nss:1,(M0);Nant:4;Ch:5580MHz;TN,VN

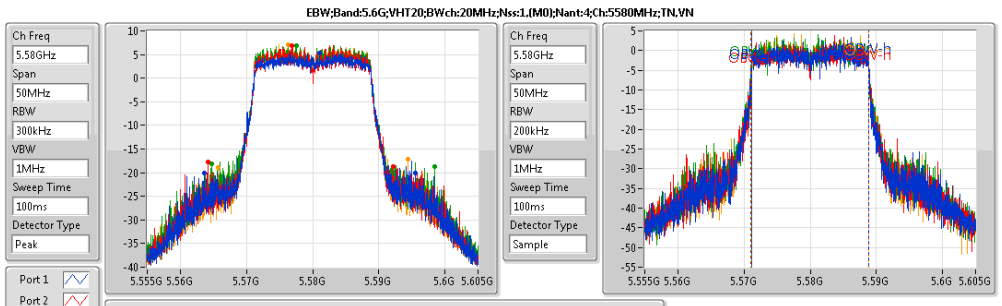

26dB(Hz)	Fl-26dB(Hz)	Fh-26dB(Hz)	OBW(Hz)	Fl-OBW(Hz)	Fh-OBW(Hz)	Limit(Hz)	Port
31.875M	5.563625G	5.5955G	17.791M	5.571104G	5.588896G	Inf	1
27.95M	5.5642G	5.59215G	17.816M	5.571079G	5.588896G	Inf	2
33.7M	5.564725G	5.598425G	17.766M	5.571104G	5.588871G	Inf	3
28.625M	5.565725G	5.59435G	17.766M	5.571129G	5.588896G	Inf	4

EBW;Band:5.6G;VHT20;BWch:20MHz;Nss:1,(M0);Nant:4;Ch:5700MHz;TN,VN

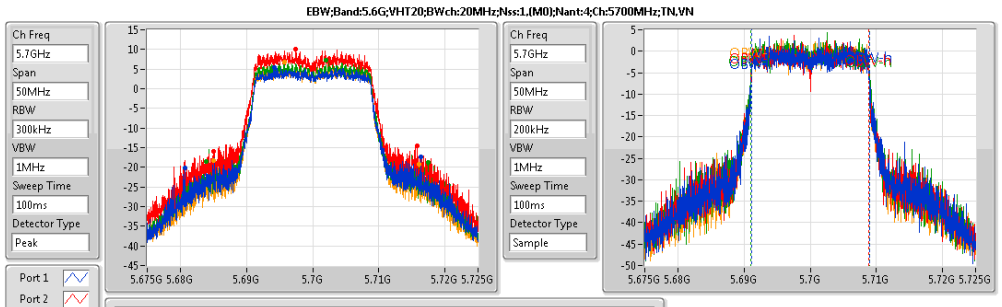

26dB(Hz)	Fl-26dB(Hz)	Fh-26dB(Hz)	OBW(Hz)	Fl-OBW(Hz)	Fh-OBW(Hz)	Limit(Hz)	Port
35.725M	5.68065G	5.716375G	17.816M	5.691104G	5.708921G	Inf	1
30.775M	5.684975G	5.71575G	17.791M	5.691104G	5.708896G	Inf	2
33.475M	5.683975G	5.71745G	17.866M	5.691054G	5.708921G	Inf	3
31.025M	5.685075G	5.7161G	17.791M	5.691104G	5.708896G	Inf	4

EBW;Band:5.6G;VHT20;BWch:20MHz;Nss:1,(M0);Nant:4;Ch:5720MHz;TN,VN

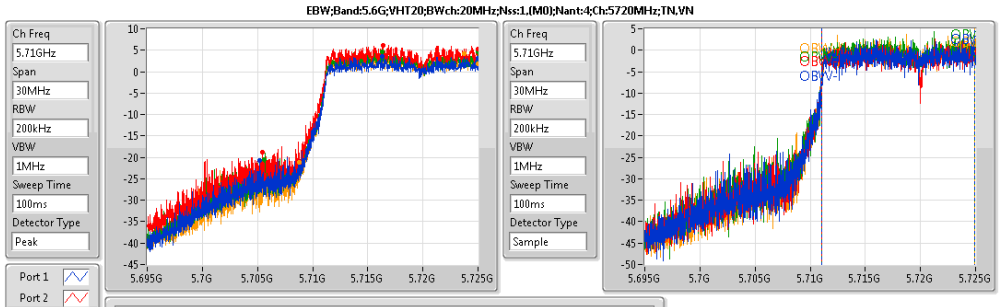

26dB(Hz)	Fl-26dB(Hz)	Fh-26dB(Hz)	OBW(Hz)	Fl-OBW(Hz)	Fh-OBW(Hz)	Limit(Hz)	Port
19.845M	5.705155G	5.725G	13.913M	5.711004G	5.724918G	Inf	1
19.59M	5.70541G	5.725G	13.898M	5.711049G	5.724948G	Inf	2
19.365M	5.705635G	5.725G	13.868M	5.711064G	5.724933G	Inf	3
16.23M	5.70877G	5.725G	13.868M	5.711079G	5.724948G	Inf	4

EBW;Band:5.6G;VHT40;BWch:40MHz;Nss:1,(M0);Nant:4;Ch:5510MHz;TN,VN

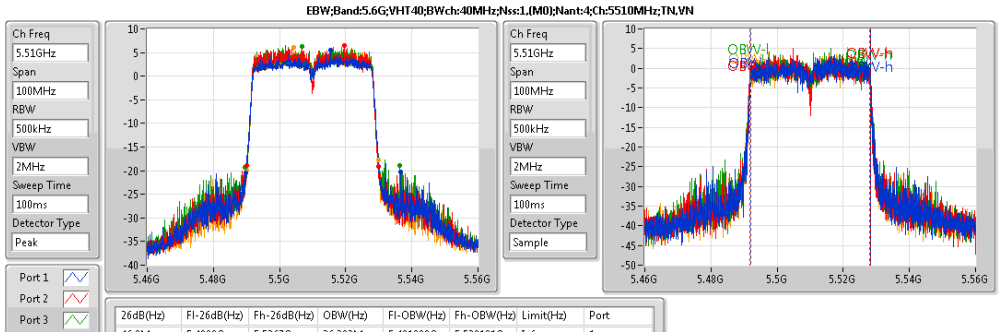

26dB(Hz)	Fl-26dB(Hz)	Fh-26dB(Hz)	OBW(Hz)	Fl-OBW(Hz)	Fh-OBW(Hz)	Limit(Hz)	Port
46.8M	5.4899G	5.5367G	36.282M	5.491909G	5.528191G	Inf	1
39.75M	5.4901G	5.52985G	36.332M	5.491809G	5.528141G	Inf	2
46.6M	5.48965G	5.53625G	36.282M	5.491809G	5.528091G	Inf	3
40.1M	5.48995G	5.53005G	36.232M	5.491909G	5.528141G	Inf	4

EBW;Band:5.6G;VHT40;BWch:40MHz;Nss:1,(M0);Nant:4;Ch:5550MHz;TN,VN

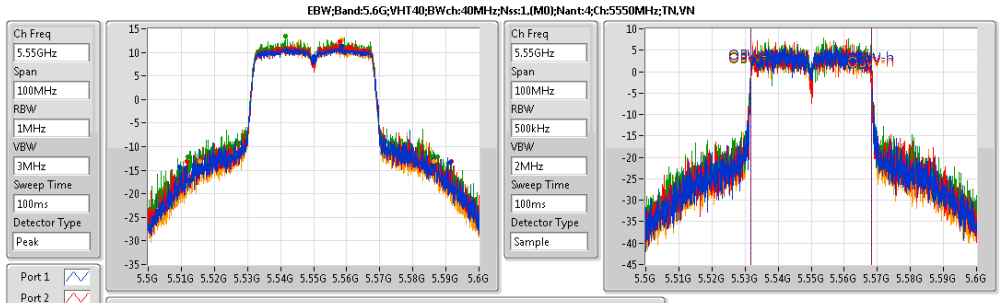

26dB(Hz)	Fl-26dB(Hz)	Fh-26dB(Hz)	OBW(Hz)	Fl-OBW(Hz)	Fh-OBW(Hz)	Limit(Hz)	Port
81.75M	5.50955G	5.5913G	36.382M	5.531809G	5.568191G	Inf	1
79.95M	5.5118G	5.59175G	36.482M	5.531809G	5.568291G	Inf	2
75.45M	5.51195G	5.5874G	36.582M	5.531709G	5.568291G	Inf	3
70.65M	5.5156G	5.58625G	36.432M	5.531759G	5.568191G	Inf	4

EBW;Band:5.6G;VHT40;BWch:40MHz;Nss:1,(M0);Nant:4;Ch:5670MHz;TN,VN

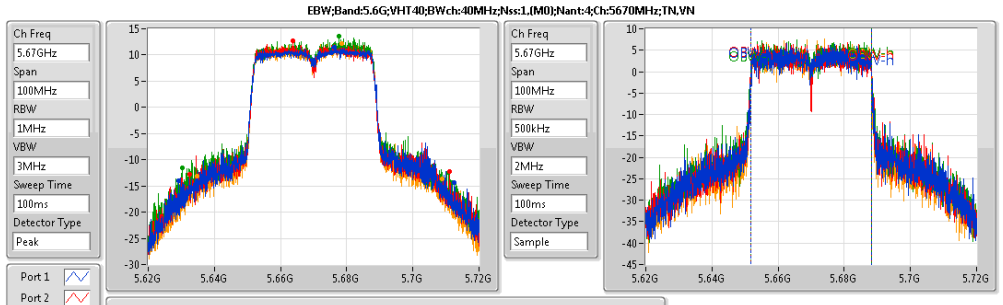

26dB(Hz)	Fl-26dB(Hz)	Fh-26dB(Hz)	OBW(Hz)	Fl-OBW(Hz)	Fh-OBW(Hz)	Limit(Hz)	Port
83.4M	5.6291G	5.7125G	36.482M	5.651809G	5.688291G	Inf	1
78.6M	5.6326G	5.7112G	36.582M	5.651709G	5.688291G	Inf	2
80.5M	5.63035G	5.71085G	36.632M	5.651709G	5.688341G	Inf	3
73.95M	5.6349G	5.70885G	36.532M	5.651759G	5.688291G	Inf	4

EBW;Band:5.6G;VHT40;BWch:40MHz;Nss:1,(M0);Nant:4;Ch:5710MHz;TN,VN

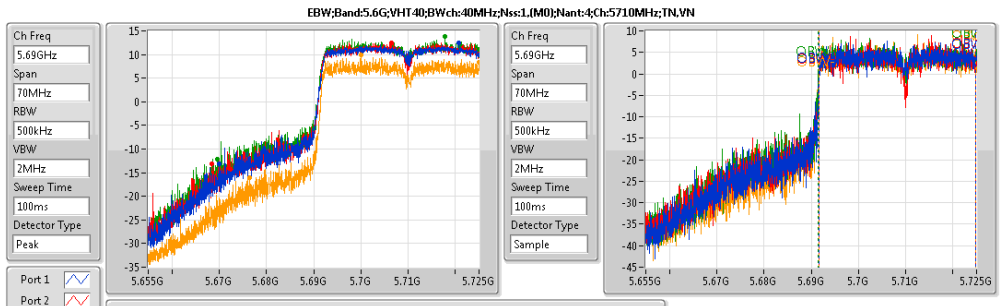

26dB(Hz)	Fl-26dB(Hz)	Fh-26dB(Hz)	OBW(Hz)	Fl-OBW(Hz)	Fh-OBW(Hz)	Limit(Hz)	Port
54.985M	5.670015G	5.725G	33.128M	5.691714G	5.724843G	Inf	1
56.455M	5.668545G	5.725G	33.093M	5.691679G	5.724773G	Inf	2
55.44M	5.66956G	5.725G	33.268M	5.691539G	5.724808G	Inf	3
48.545M	5.676455G	5.725G	33.093M	5.691714G	5.724808G	Inf	4

EBW;Band:5.6G;VHT80;BWch:80MHz;Nss:1,(M0);Nant:4;Ch:5530MHz;TN,VN

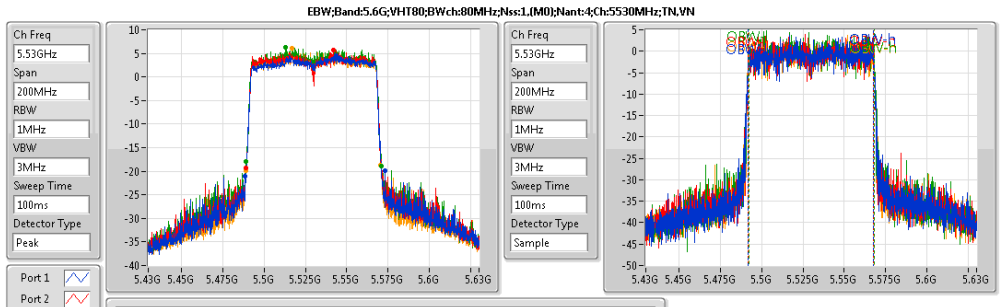

26dB(Hz)	Fl-26dB(Hz)	Fh-26dB(Hz)	OBW(Hz)	Fl-OBW(Hz)	Fh-OBW(Hz)	Limit(Hz)	Port
84.4M	5.4887G	5.5731G	75.862M	5.492019G	5.567881G	Inf	1
84.2M	5.4892G	5.5734G	75.862M	5.492019G	5.567881G	Inf	2
82.1M	5.4891G	5.5712G	75.862M	5.492119G	5.567981G	Inf	3
81.5M	5.4891G	5.5706G	75.962M	5.492119G	5.568081G	Inf	4

EBW;Band:5.6G;VHT80;BWch:80MHz;Nss:1,(M0);Nant:4;Ch:5610MHz;TN,VN

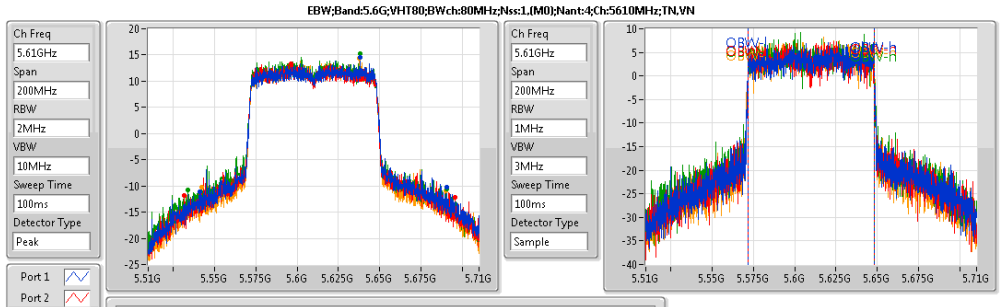

26dB(Hz)	Fl-26dB(Hz)	Fh-26dB(Hz)	OBW(Hz)	Fl-OBW(Hz)	Fh-OBW(Hz)	Limit(Hz)	Port
149.1M	5.5412G	5.6903G	76.262M	5.571919G	5.648181G	Inf	1
163.9M	5.5317G	5.6956G	76.262M	5.571919G	5.648181G	Inf	2
156.8M	5.5338G	5.6906G	76.362M	5.571819G	5.648181G	Inf	3
147.7M	5.5423G	5.69G	76.162M	5.572019G	5.648181G	Inf	4

EBW;Band:5.6G;VHT80;BWch:80MHz;Nss:1,(M0);Nant:4;Ch:5690MHz;TN,VN

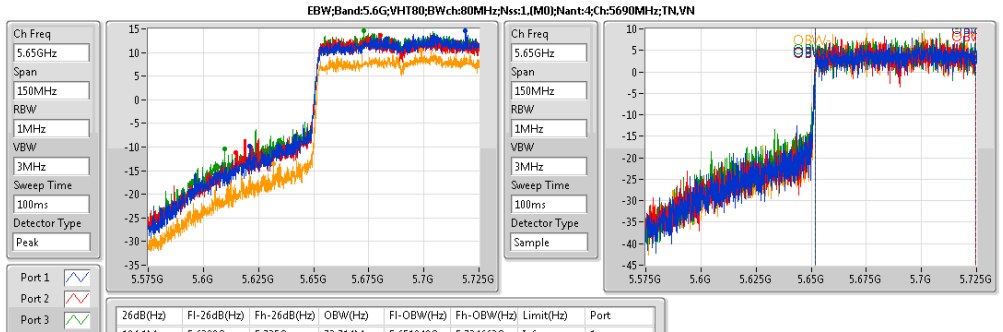

26dB(Hz)	Fl-26dB(Hz)	Fh-26dB(Hz)	OBW(Hz)	Fl-OBW(Hz)	Fh-OBW(Hz)	Limit(Hz)	Port
104.1M	5.6209G	5.725G	72.714M	5.651949G	5.724663G	Inf	1
110.4M	5.6146G	5.725G	72.639M	5.651874G	5.724513G	Inf	2
115.425M	5.609575G	5.725G	72.789M	5.651724G	5.724513G	Inf	3
93.375M	5.631625G	5.725G	72.714M	5.651949G	5.724663G	Inf	4

EBW;Band:5.8G;11a;BWch:20MHz;Nss:1;Nant:4;Ch:5720MHz;TN,VN

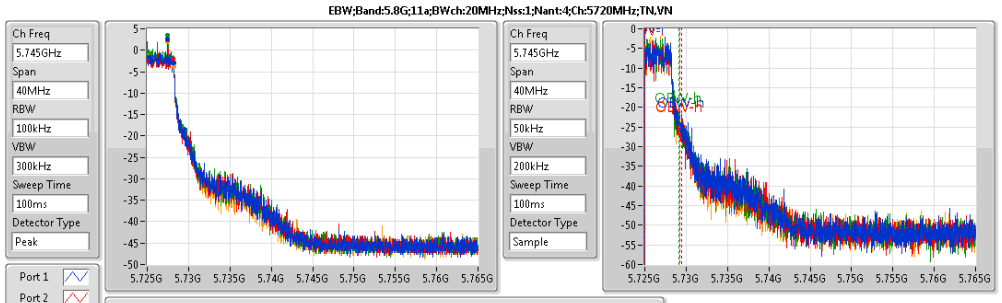

6dB(Hz)	Fl-6dB(Hz)	Fh-6dB(Hz)	OBW(Hz)	Fl-OBW(Hz)	Fh-OBW(Hz)	Limit(Hz)	Port
3.18M	5.725G	5.72818G	4.418M	5.72501G	5.729428G	500k	1
3.16M	5.725G	5.72816G	4.278M	5.72501G	5.729288G	500k	2
3.16M	5.725G	5.72816G	4.058M	5.72501G	5.729068G	500k	3
3.2M	5.725G	5.7282G	4.198M	5.72501G	5.729208G	500k	4

EBW;Band:5.8G;VHT20;BWch:20MHz;Nss:1,(M0);Nant:4;Ch:5720MHz;TN,VN

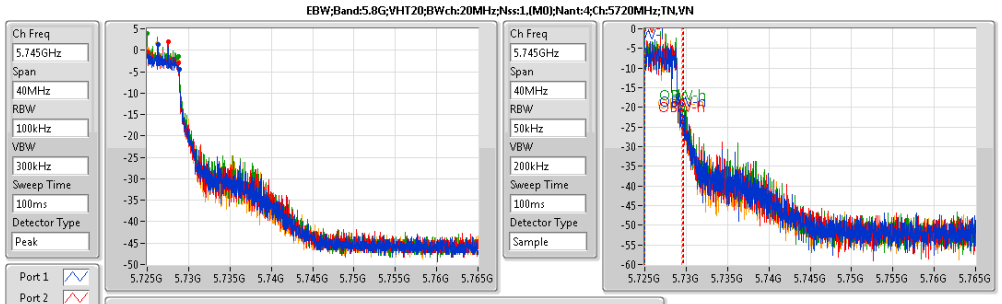

6dB(Hz)	Fl-6dB(Hz)	Fh-6dB(Hz)	OBW(Hz)	Fl-OBW(Hz)	Fh-OBW(Hz)	Limit(Hz)	Port
3.88M	5.725G	5.72888G	4.658M	5.72501G	5.729668G	500k	1
3.8M	5.725G	5.7288G	4.518M	5.72503G	5.729548G	500k	2
3.78M	5.725G	5.72878G	4.618M	5.72501G	5.729628G	500k	3
3.8M	5.725G	5.7288G	4.418M	5.72503G	5.729448G	500k	4

EBW;Band:5.8G;VHT40;BWch:40MHz;Nss:1,(M0);Nant:4;Ch:5710MHz;TN,VN

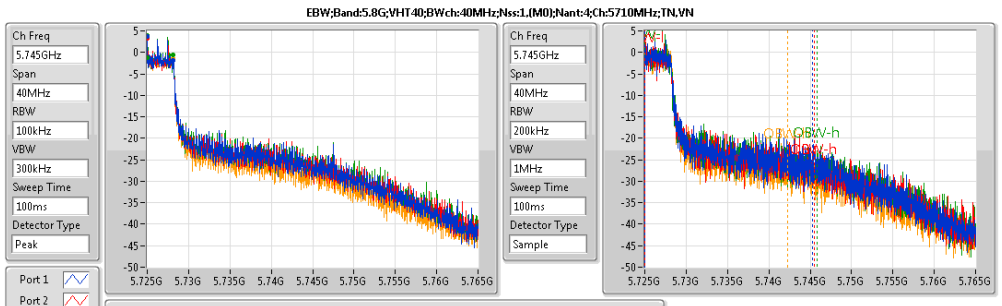

6dB(Hz)	Fl-6dB(Hz)	Fh-6dB(Hz)	OBW(Hz)	Fl-OBW(Hz)	Fh-OBW(Hz)	Limit(Hz)	Port
3.16M	5.725G	5.72816G	20.23M	5.72503G	5.74526G	500k	1
3.16M	5.725G	5.72816G	20.49M	5.72501G	5.7455G	500k	2
3.14M	5.725G	5.72814G	20.83M	5.72501G	5.74584G	500k	3
3.16M	5.725G	5.72816G	17.311M	5.72501G	5.742321G	500k	4

EBW;Band:5.8G;VHT80;BWch:80MHz;Nss:1,(M0);Nant:4;Ch:5690MHz;TN,VN

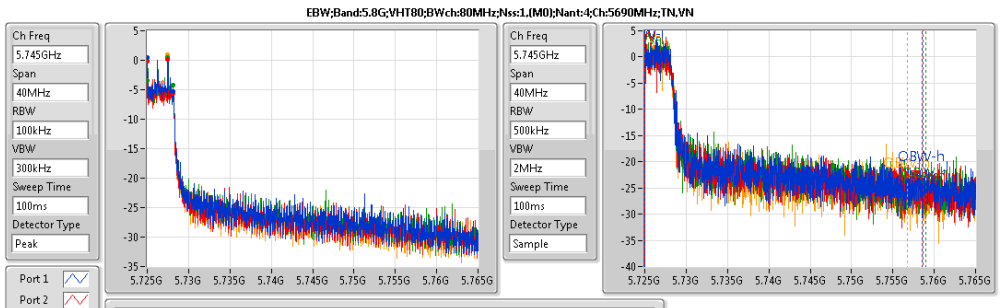

6dB(Hz)	Fl-6dB(Hz)	Fh-6dB(Hz)	OBW(Hz)	Fl-OBW(Hz)	Fh-OBW(Hz)	Limit(Hz)	Port
3.16M	5.725G	5.72816G	33.523M	5.72501G	5.758533G	500k	1
3.16M	5.725G	5.72816G	33.683M	5.72501G	5.758693G	500k	2
3.14M	5.725G	5.72814G	33.963M	5.72501G	5.758973G	500k	3
3.14M	5.725G	5.72814G	31.744M	5.72501G	5.756754G	500k	4

EBW;Band:5.3G;VHT20,BF;BWch:20MHz;Nss:1,(M0);Nant:4;Ch:5260MHz;TN,VN

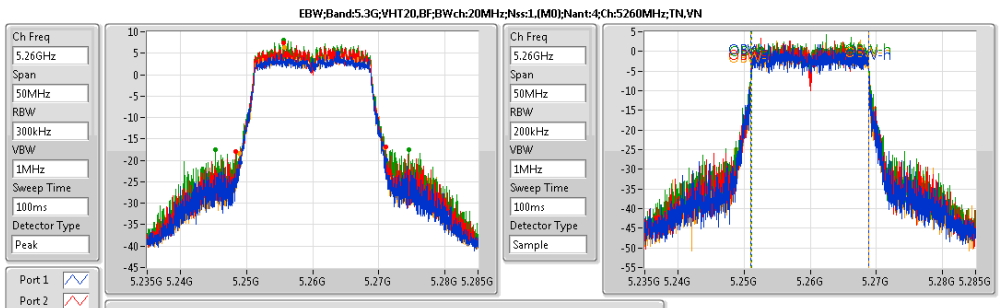

26dB(Hz)	Fl-26dB(Hz)	Fh-26dB(Hz)	OBW(Hz)	Fl-OBW(Hz)	Fh-OBW(Hz)	Limit(Hz)	Port
22.025M	5.249G	5.271025G	17.791M	5.251054G	5.268846G	Inf	1
22.725M	5.24835G	5.271075G	17.791M	5.251079G	5.268871G	Inf	2
29.225M	5.245275G	5.2745G	17.791M	5.251104G	5.268896G	Inf	3
21.95M	5.24895G	5.2709G	17.791M	5.251079G	5.268871G	Inf	4

EBW;Band:5.3G;VHT20,BF;BWch:20MHz;Nss:1,(M0);Nant:4;Ch:5300MHz;TN,VN

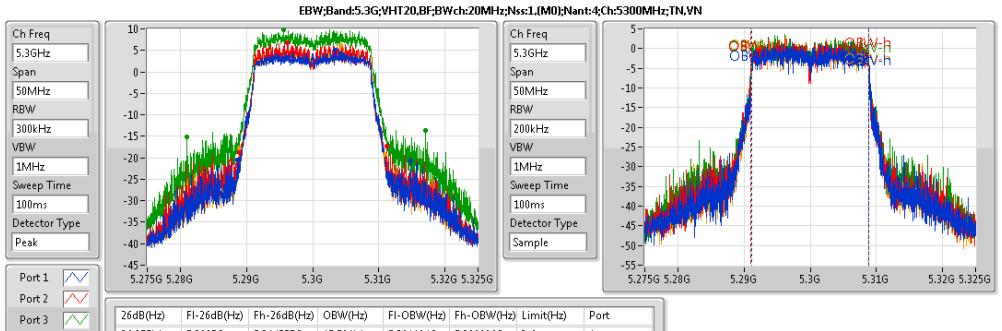

26dB(Hz)	Fl-26dB(Hz)	Fh-26dB(Hz)	OBW(Hz)	Fl-OBW(Hz)	Fh-OBW(Hz)	Limit(Hz)	Port
26.075M	5.2887G	5.314775G	17.791M	5.291104G	5.308896G	Inf	1
22.175M	5.288975G	5.31115G	17.741M	5.291079G	5.308821G	Inf	2
36.025M	5.281G	5.317025G	17.791M	5.291079G	5.308871G	Inf	3
22.05M	5.288925G	5.310975G	17.741M	5.291129G	5.308871G	Inf	4

EBW;Band:5.3G;VHT20,BF;BWch:20MHz;Nss:1,(M0);Nant:4;Ch:5320MHz;TN,VN

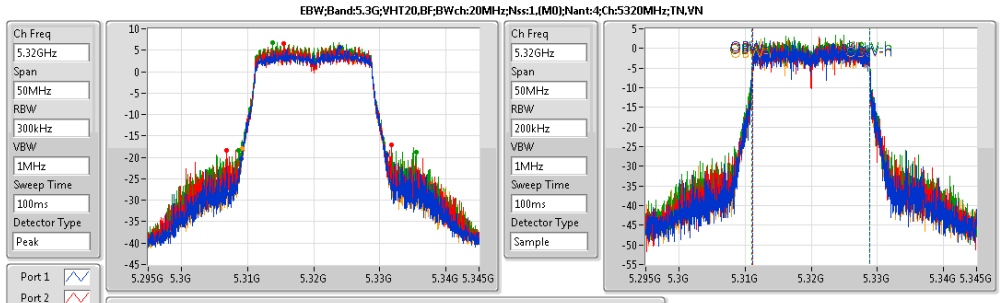

26dB(Hz)	Fl-26dB(Hz)	Fh-26dB(Hz)	OBW(Hz)	Fl-OBW(Hz)	Fh-OBW(Hz)	Limit(Hz)	Port
22.05M	5.309G	5.33105G	17.791M	5.311104G	5.328896G	Inf	1
24.875M	5.30685G	5.331725G	17.716M	5.311129G	5.328846G	Inf	2
26.95M	5.3086G	5.33555G	17.766M	5.311079G	5.328846G	Inf	3
21.975M	5.309175G	5.33115G	17.716M	5.311129G	5.328846G	Inf	4

EBW;Band:5.3G;VHT40,BF;BWch:40MHz;Nss:1,(M0);Nant:4;Ch:5270MHz;TN,VN

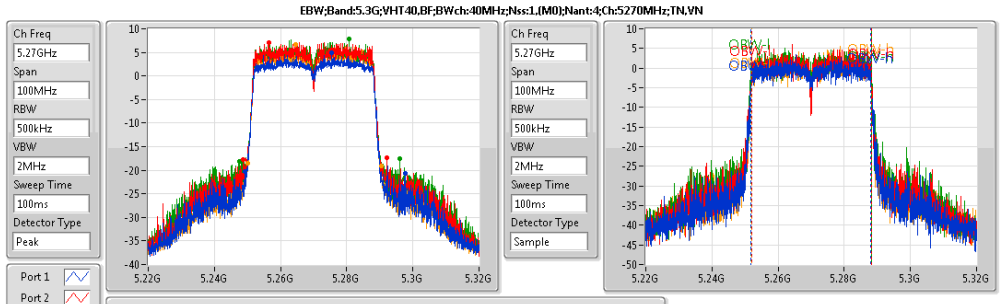

26dB(Hz)	Fl-26dB(Hz)	Fh-26dB(Hz)	OBW(Hz)	Fl-OBW(Hz)	Fh-OBW(Hz)	Limit(Hz)	Port
48.35M	5.24935G	5.2977G	36.232M	5.251859G	5.288091G	Inf	1
43.55M	5.24865G	5.2922G	36.232M	5.251909G	5.288141G	Inf	2
48.5M	5.2475G	5.296G	36.282M	5.251859G	5.288141G	Inf	3
40.15M	5.2502G	5.29035G	36.232M	5.251909G	5.288141G	Inf	4

EBW;Band:5.3G;VHT40,BF;BWch:40MHz;Nss:1,(M0);Nant:4;Ch:5310MHz;TN,VN

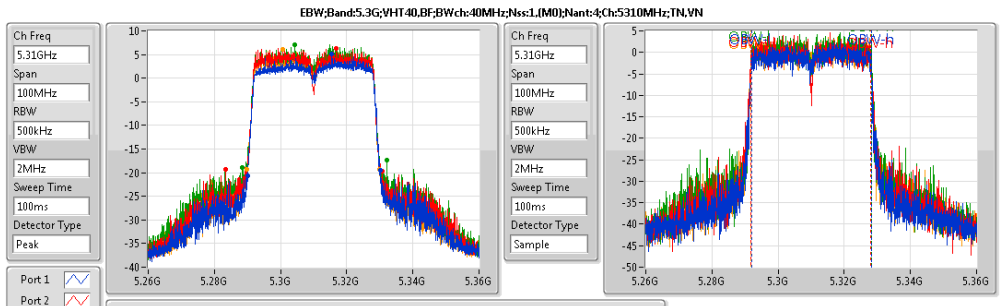

26dB(Hz)	Fl-26dB(Hz)	Fh-26dB(Hz)	OBW(Hz)	Fl-OBW(Hz)	Fh-OBW(Hz)	Limit(Hz)	Port
40.15M	5.29G	5.33015G	36.232M	5.291909G	5.328141G	Inf	1
47.25M	5.28345G	5.3307G	36.282M	5.291809G	5.328091G	Inf	2
43.55M	5.28855G	5.3321G	36.282M	5.291859G	5.328141G	Inf	3
40.2M	5.28985G	5.33005G	36.232M	5.291859G	5.328091G	Inf	4

EBW;Band:5.3G;VHT80,BF;BWch:80MHz;Nss:1,(M0);Nant:4;Ch:5290MHz;TN,VN

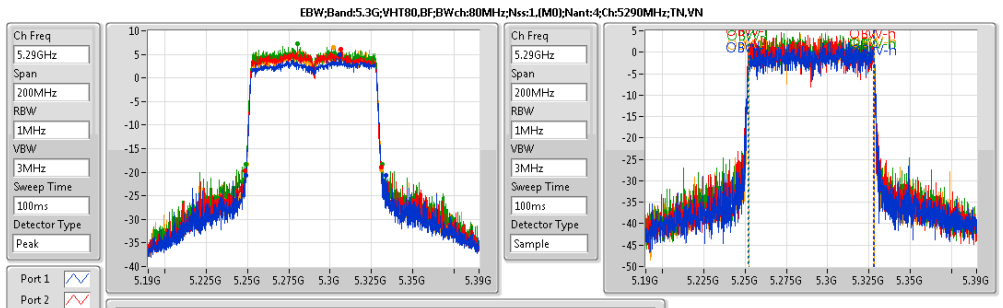

26dB(Hz)	Fl-26dB(Hz)	Fh-26dB(Hz)	OBW(Hz)	Fl-OBW(Hz)	Fh-OBW(Hz)	Limit(Hz)	Port
85.2M	5.2488G	5.334G	75.962M	5.252019G	5.327981G	Inf	1
82.5M	5.2483G	5.3308G	75.862M	5.252019G	5.327881G	Inf	2
82.5M	5.2491G	5.3316G	75.762M	5.252119G	5.327881G	Inf	3
81.8M	5.2494G	5.3312G	75.862M	5.252119G	5.327981G	Inf	4

EBW;Band:5.6G;VHT20,BF;BWch:20MHz;Nss:1,(M0);Nant:4;Ch:5500MHz;TN,VN

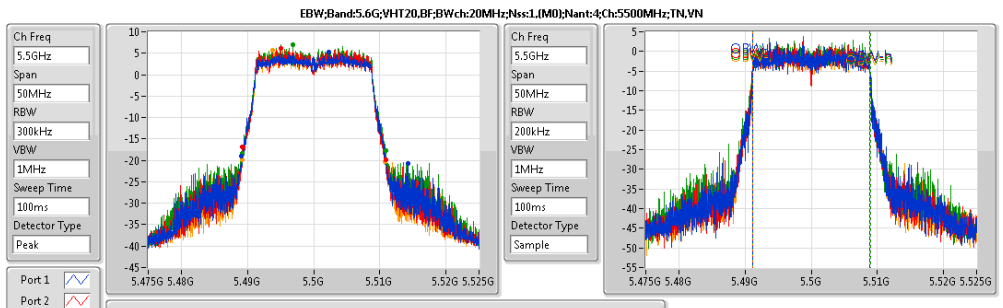

26dB(Hz)	Fl-26dB(Hz)	Fh-26dB(Hz)	OBW(Hz)	Fl-OBW(Hz)	Fh-OBW(Hz)	Limit(Hz)	Port
25.175M	5.48905G	5.514225G	17.766M	5.491104G	5.508871G	Inf	1
21.6M	5.489275G	5.510875G	17.741M	5.491129G	5.508871G	Inf	2
21.725M	5.489225G	5.51095G	17.816M	5.491104G	5.508921G	Inf	3
21.55M	5.489275G	5.510825G	17.766M	5.491129G	5.508896G	Inf	4

EBW;Band:5.6G;VHT20,BF;BWch:20MHz;Nss:1,(M0);Nant:4;Ch:5580MHz;TN,VN

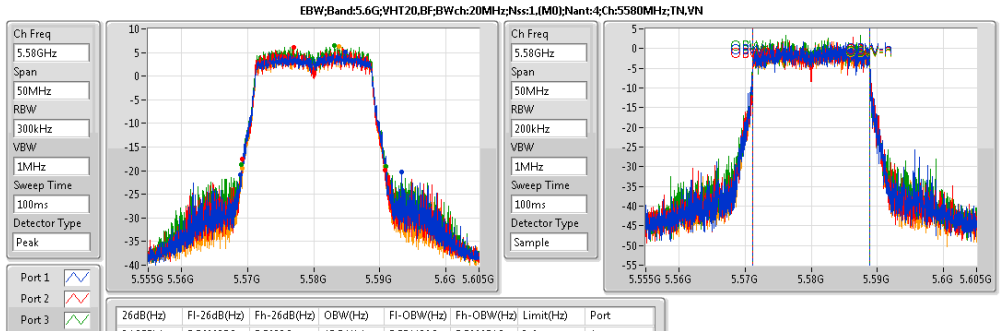

26dB(Hz)	Fl-26dB(Hz)	Fh-26dB(Hz)	OBW(Hz)	Fl-OBW(Hz)	Fh-OBW(Hz)	Limit(Hz)	Port
24.375M	5.568925G	5.5933G	17.741M	5.571129G	5.588871G	Inf	1
21.625M	5.569175G	5.5908G	17.766M	5.571129G	5.588896G	Inf	2
21.9M	5.5691G	5.591G	17.716M	5.571154G	5.588871G	Inf	3
21.55M	5.569225G	5.590775G	17.716M	5.571154G	5.588871G	Inf	4

EBW;Band:5.6G;VHT20,BF;BWch:20MHz;Nss:1,(M0);Nant:4;Ch:5700MHz;TN,VN

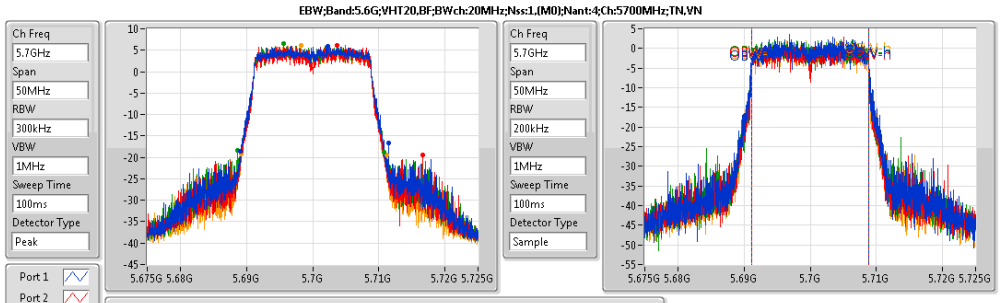

26dB(Hz)	Fl-26dB(Hz)	Fh-26dB(Hz)	OBW(Hz)	Fl-OBW(Hz)	Fh-OBW(Hz)	Limit(Hz)	Port
22.3M	5.689125G	5.711425G	17.791M	5.691104G	5.708896G	Inf	1
27.375M	5.689275G	5.71665G	17.791M	5.691104G	5.708896G	Inf	2
22.2M	5.688625G	5.710825G	17.766M	5.691104G	5.708871G	Inf	3
22.025M	5.68915G	5.711175G	17.741M	5.691129G	5.708871G	Inf	4

EBW;Band:5.6G;VHT20,BF;BWch:20MHz;Nss:1,(M0);Nant:4;Ch:5720MHz;TN,VN

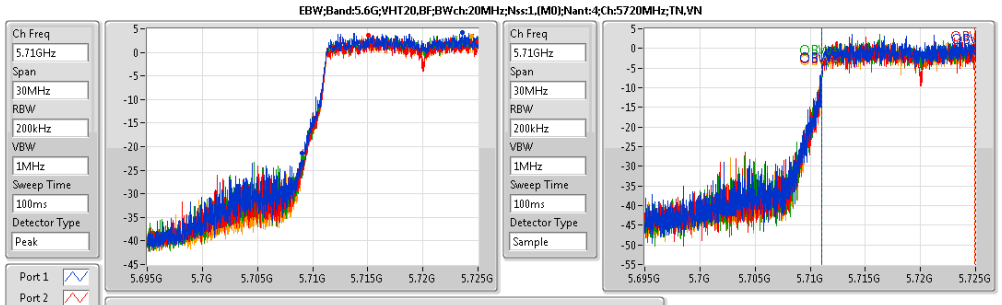

26dB(Hz)	Fl-26dB(Hz)	Fh-26dB(Hz)	OBW(Hz)	Fl-OBW(Hz)	Fh-OBW(Hz)	Limit(Hz)	Port
15.99M	5.70901G	5.725G	13.928M	5.711034G	5.724963G	Inf	1
15.975M	5.709025G	5.725G	13.883M	5.711049G	5.724933G	Inf	2
15.84M	5.70916G	5.725G	13.868M	5.711064G	5.724933G	Inf	3
15.87M	5.70913G	5.725G	13.868M	5.711064G	5.724933G	Inf	4

EBW;Band:5.6G;VHT40,BF;BWch:40MHz;Nss:1,(M0);Nant:4;Ch:5510MHz;TN,VN

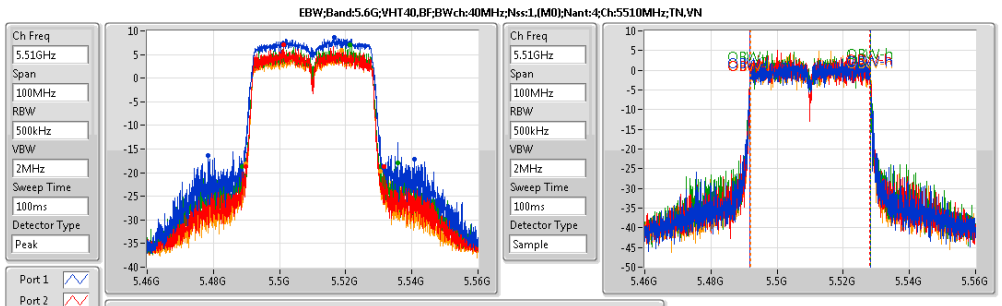

26dB(Hz)	Fl-26dB(Hz)	Fh-26dB(Hz)	OBW(Hz)	Fl-OBW(Hz)	Fh-OBW(Hz)	Limit(Hz)	Port
62.4M	5.47835G	5.54075G	36.282M	5.491859G	5.528141G	Inf	1
41.75M	5.48975G	5.5315G	36.282M	5.491809G	5.528091G	Inf	2
46.95M	5.48875G	5.5357G	36.282M	5.491859G	5.528141G	Inf	3
40.5M	5.4899G	5.5304G	36.232M	5.491909G	5.528141G	Inf	4

EBW;Band:5.6G;VHT40,BF;BWch:40MHz;Nss:1,(M0);Nant:4;Ch:5550MHz;TN,VN

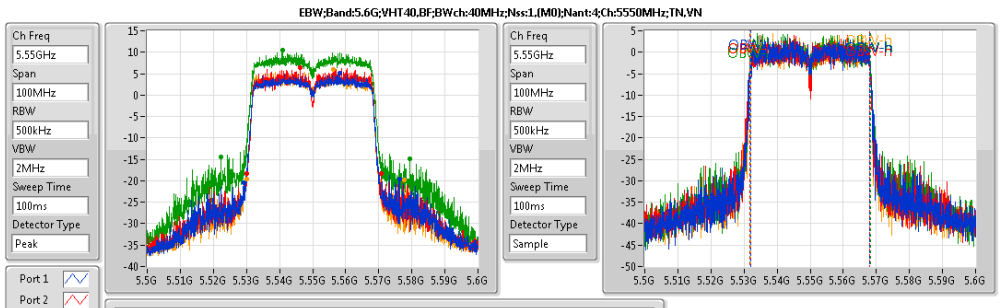

26dB(Hz)	Fl-26dB(Hz)	Fh-26dB(Hz)	OBW(Hz)	Fl-OBW(Hz)	Fh-OBW(Hz)	Limit(Hz)	Port
47.05M	5.52915G	5.5762G	36.182M	5.531909G	5.568091G	Inf	1
40.7M	5.53005G	5.57075G	36.232M	5.531859G	5.568091G	Inf	2
57.15M	5.5222G	5.57935G	36.332M	5.531809G	5.568141G	Inf	3
47.85M	5.53G	5.57785G	36.182M	5.531909G	5.568091G	Inf	4

EBW;Band:5.6G;VHT40,BF;BWch:40MHz;Nss:1,(M0);Nant:4;Ch:5670MHz;TN,VN

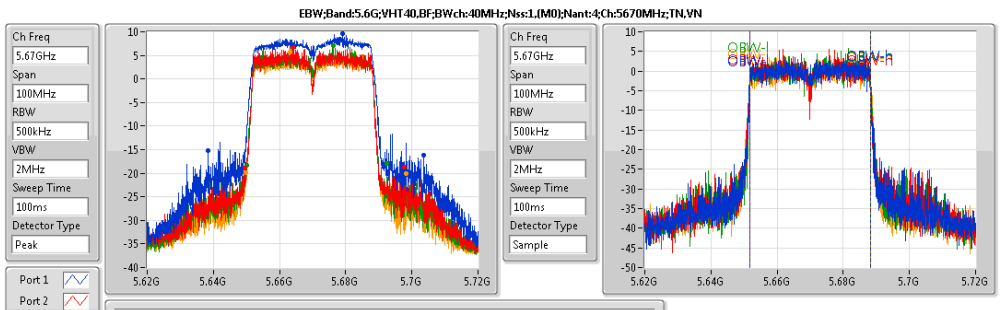

26dB(Hz)	Fl-26dB(Hz)	Fh-26dB(Hz)	OBW(Hz)	Fl-OBW(Hz)	Fh-OBW(Hz)	Limit(Hz)	Port
65.2M	5.6385G	5.7037G	36.282M	5.651859G	5.688141G	Inf	1
48.2M	5.6495G	5.6977G	36.282M	5.651859G	5.688141G	Inf	2
42.55M	5.65G	5.69255G	36.332M	5.651859G	5.688191G	Inf	3
48.5M	5.64975G	5.69825G	36.382M	5.651809G	5.688191G	Inf	4

EBW;Band:5.6G;VHT40,BF;BWch:40MHz;Nss:1,(M0);Nant:4;Ch:5710MHz;TN,VN

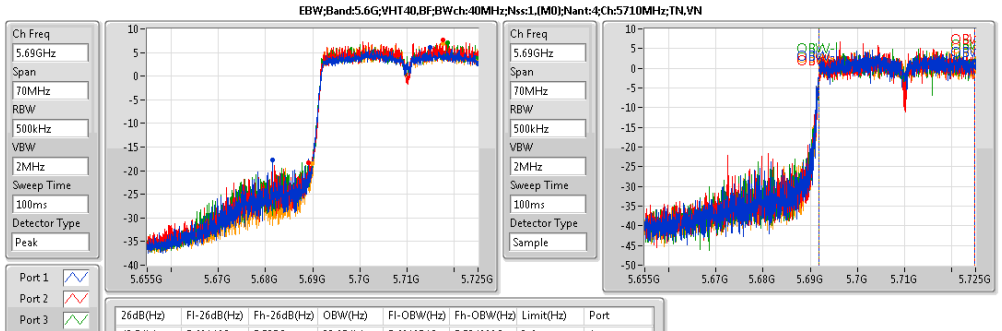

26dB(Hz)	Fl-26dB(Hz)	Fh-26dB(Hz)	OBW(Hz)	Fl-OBW(Hz)	Fh-OBW(Hz)	Limit(Hz)	Port
43.54M	5.68146G	5.725G	32.954M	5.691854G	5.724808G	Inf	1
35.91M	5.68909G	5.725G	33.023M	5.691854G	5.724878G	Inf	2
43.575M	5.681425G	5.725G	33.023M	5.691819G	5.724843G	Inf	3
35.035M	5.689965G	5.725G	33.023M	5.691819G	5.724843G	Inf	4

EBW;Band:5.6G;VHT80,BF;BWch:80MHz;Nss:1,(M0);Nant:4;Ch:5530MHz;TN,VN

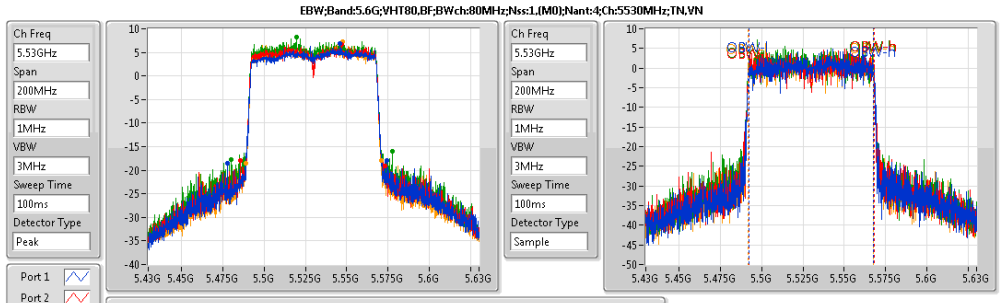

26dB(Hz)	Fl-26dB(Hz)	Fh-26dB(Hz)	OBW(Hz)	Fl-OBW(Hz)	Fh-OBW(Hz)	Limit(Hz)	Port
96.5M	5.4778G	5.5743G	75.662M	5.492219G	5.567881G	Inf	1
87.6M	5.4855G	5.5731G	75.862M	5.492119G	5.567981G	Inf	2
97.5M	5.4801G	5.5776G	75.662M	5.492119G	5.567781G	Inf	3
82.2M	5.4888G	5.571G	75.862M	5.492019G	5.567881G	Inf	4

EBW;Band:5.6G;VHT80,BF;BWch:80MHz;Nss:1,(M0);Nant:4;Ch:5610MHz;TN,VN

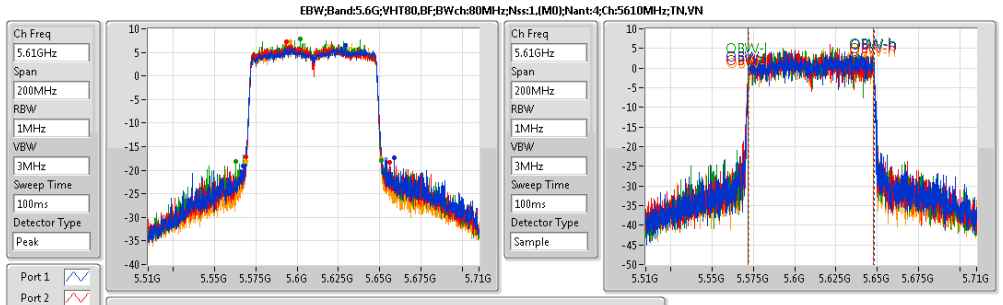

26dB(Hz)	Fl-26dB(Hz)	Fh-26dB(Hz)	OBW(Hz)	Fl-OBW(Hz)	Fh-OBW(Hz)	Limit(Hz)	Port
91.3M	5.5673G	5.6586G	75.962M	5.572019G	5.647981G	Inf	1
86.8M	5.569G	5.6558G	75.762M	5.572019G	5.647781G	Inf	2
87.9M	5.5629G	5.6508G	75.962M	5.571919G	5.647881G	Inf	3
82M	5.5692G	5.6512G	75.662M	5.572119G	5.647781G	Inf	4

EBW;Band:5.6G;VHT80,BF;BWch:80MHz;Nss:1,(M0);Nant:4;Ch:5690MHz;TN,VN

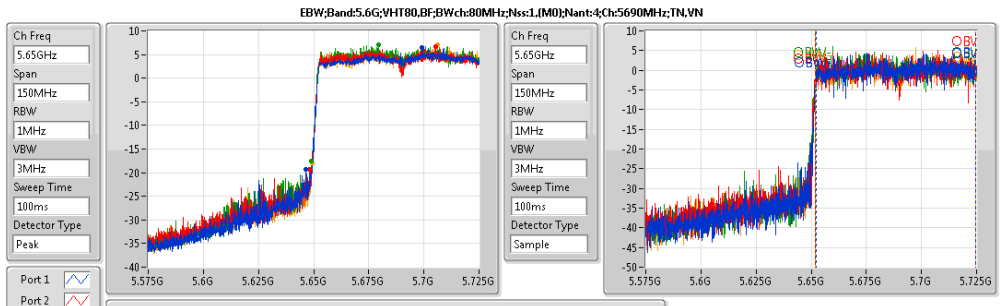

26dB(Hz)	Fl-26dB(Hz)	Fh-26dB(Hz)	OBW(Hz)	Fl-OBW(Hz)	Fh-OBW(Hz)	Limit(Hz)	Port
78.6M	5.6464G	5.725G	72.414M	5.652174G	5.724588G	Inf	1
76.8M	5.6482G	5.725G	72.639M	5.651949G	5.724588G	Inf	2
76.125M	5.648875G	5.725G	72.489M	5.652024G	5.724513G	Inf	3
75.75M	5.64925G	5.725G	72.414M	5.652024G	5.724438G	Inf	4

EBW;Band:5.8G;VHT20,BF;BWch:20MHz;Nss:1,(M0);Nant:4;Ch:5720MHz;TN,VN

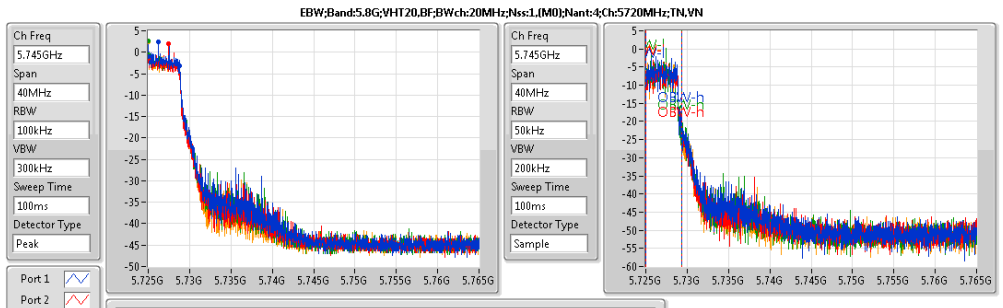

6dB(Hz)	Fl-6dB(Hz)	Fh-6dB(Hz)	OBW(Hz)	Fl-OBW(Hz)	Fh-OBW(Hz)	Limit(Hz)	Port
3.8M	5.725G	5.7288G	4.378M	5.72501G	5.729388G	500k	1
3.8M	5.725G	5.7288G	4.318M	5.72501G	5.729328G	500k	2
3.8M	5.725G	5.7288G	4.358M	5.72501G	5.729368G	500k	3
3.8M	5.725G	5.7288G	4.318M	5.72501G	5.729328G	500k	4

EBW;Band:5.8G;VHT40,BF;BWch:40MHz;Nss:1,(M0);Nant:4;Ch:5710MHz;TN,VN

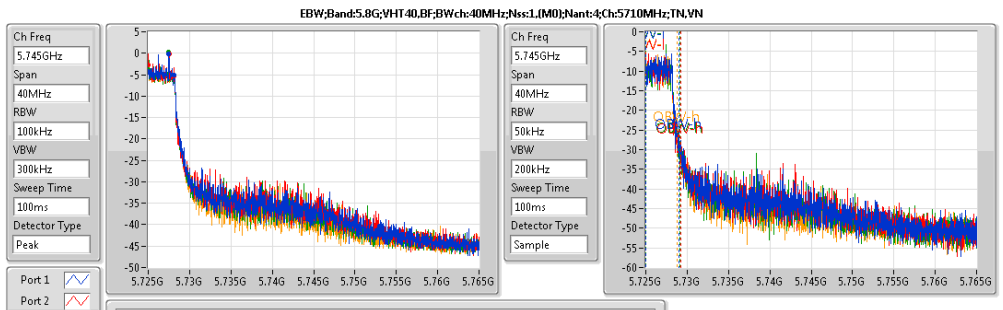

6dB(Hz)	Fl-6dB(Hz)	Fh-6dB(Hz)	OBW(Hz)	Fl-OBW(Hz)	Fh-OBW(Hz)	Limit(Hz)	Port
3.16M	5.725G	5.72816G	3.998M	5.72501G	5.729008G	500k	1
3.16M	5.725G	5.72816G	4.158M	5.72503G	5.729188G	500k	2
3.16M	5.725G	5.72816G	4.098M	5.72501G	5.729108G	500k	3
3.16M	5.725G	5.72816G	3.738M	5.72503G	5.728768G	500k	4

EBW;Band:5.8G;VHT80,BF;BWch:80MHz;Nss:1,(M0);Nant:4;Ch:5690MHz;TN,VN

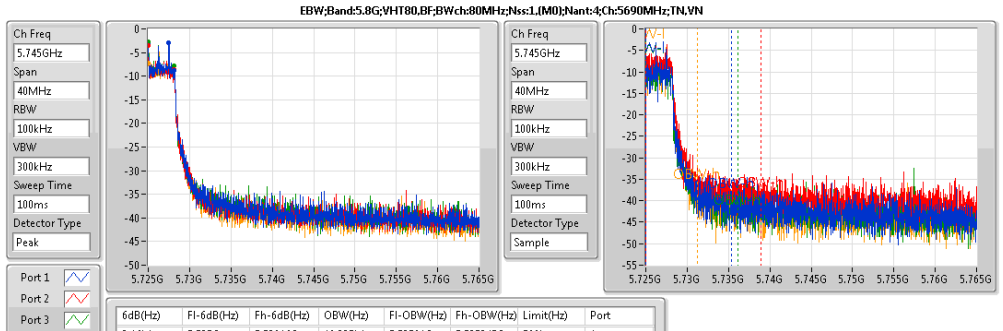

6dB(Hz)	Fl-6dB(Hz)	Fh-6dB(Hz)	OBW(Hz)	Fl-OBW(Hz)	Fh-OBW(Hz)	Limit(Hz)	Port
3.16M	5.725G	5.72816G	10.335M	5.72501G	5.735345G	500k	1
3.16M	5.725G	5.72816G	13.893M	5.72501G	5.738903G	500k	2
3.14M	5.725G	5.72814G	11.174M	5.72501G	5.736184G	500k	3
3.16M	5.725G	5.72816G	6.197M	5.72501G	5.731207G	500k	4

Summary

Mode	Max-N dB (Hz)	Max-OBW (Hz)	ITU-Code	Min-N dB (Hz)	Min-OBW (Hz)
5.3G;11a;Nss1;Ntx4	21.775M	16.692M	16M7D1D	21.4M	16.542M
5.3G;VHT20;Nss1,(M0);Ntx4	22.05M	17.816M	17M8D1D	21.475M	17.716M
5.3G;VHT40;Nss1,(M0);Ntx4	40.35M	36.332M	36M3D1D	39.95M	36.182M
5.3G;VHT80;Nss1,(M0);Ntx4	82.4M	75.862M	75M9D1D	81.4M	75.662M
5.6G;11a;Nss1;Ntx4	21.8M	16.642M	16M6D1D	15.6M	13.238M
5.6G;VHT20;Nss1,(M0);Ntx4	22.075M	17.791M	17M8D1D	15.705M	13.823M
5.6G;VHT40;Nss1,(M0);Ntx4	40.35M	36.382M	36M4D1D	34.895M	32.954M
5.6G;VHT80;Nss1,(M0);Ntx4	95.2M	75.962M	76M0D1D	75.525M	72.489M
5.8G;11a;Nss1;Ntx4	3.18M	4.198M	4M20D1D	3.16M	4.058M
5.8G;VHT20;Nss1,(M0);Ntx4	3.82M	4.418M	4M42D1D	3.78M	4.358M
5.8G;VHT40;Nss1,(M0);Ntx4	3.2M	3.718M	3M72D1D	3.16M	3.698M
5.8G;VHT80;Nss1,(M0);Ntx4	3.16M	14.953M	15M0D1D	3.14M	6.237M
5.3G;VHT20,BF;Nss1,(M0);Ntx4	21.825M	17.816M	17M8D1D	21.475M	17.716M
5.3G;VHT40,BF;Nss1,(M0);Ntx4	40.3M	36.282M	36M3D1D	39.6M	36.232M
5.3G;VHT80,BF;Nss1,(M0);Ntx4	82M	75.962M	76M0D1D	81.6M	75.762M
5.6G;VHT20,BF;Nss1,(M0);Ntx4	21.825M	17.791M	17M8D1D	15.66M	13.853M
5.6G;VHT40,BF;Nss1,(M0);Ntx4	40.6M	36.432M	36M4D1D	34.825M	32.954M
5.6G;VHT80,BF;Nss1,(M0);Ntx4	82.5M	75.962M	76M0D1D	75.6M	72.489M
5.8G;VHT20,BF;Nss1,(M0);Ntx4	3.8M	4.418M	4M42D1D	3.8M	4.378M
5.8G;VHT40,BF;Nss1,(M0);Ntx4	3.18M	4.018M	4M02D1D	3.14M	3.878M
5.8G;VHT80,BF;Nss1,(M0);Ntx4	3.16M	17.411M	17M4D1D	3.14M	15.492M

Result

Mode	Result	Limit (Hz)	P1-N dB (Hz)	P1-OBW (Hz)	P2-N dB (Hz)	P2-OBW (Hz)	P3-N dB (Hz)	P3-OBW (Hz)	P4-N dB (Hz)	P4-OBW (Hz)
5.3G;11a;Nss1;Ntx4;5260	Pass	Inf	21.775M	16.617M	21.65M	16.667M	21.475M	16.592M	21.5M	16.592M
5.3G;11a;Nss1;Ntx4;5300	Pass	Inf	21.65M	16.692M	21.5M	16.592M	21.525M	16.617M	21.4M	16.592M
5.3G;11a;Nss1;Ntx4;5320	Pass	Inf	21.65M	16.592M	21.725M	16.592M	21.45M	16.567M	21.45M	16.542M
5.3G;VHT20;Nss1,(M0);Ntx4;5260	Pass	Inf	21.725M	17.766M	21.575M	17.791M	21.6M	17.741M	21.475M	17.766M
5.3G;VHT20;Nss1,(M0);Ntx4;5300	Pass	Inf	22.05M	17.766M	21.6M	17.716M	21.5M	17.816M	21.675M	17.741M
5.3G;VHT20;Nss1,(M0);Ntx4;5320	Pass	Inf	21.925M	17.766M	21.65M	17.741M	21.65M	17.766M	21.625M	17.766M
5.3G;VHT40;Nss1,(M0);Ntx4;5270	Pass	Inf	40.35M	36.332M	39.95M	36.182M	40M	36.282M	40.05M	36.182M
5.3G;VHT40;Nss1,(M0);Ntx4;5310	Pass	Inf	40.3M	36.282M	39.95M	36.282M	40.05M	36.232M	40.05M	36.282M
5.3G;VHT80;Nss1,(M0);Ntx4;5290	Pass	Inf	82.4M	75.862M	81.9M	75.662M	81.7M	75.762M	81.4M	75.762M
5.6G;11a;Nss1;Ntx4;5500	Pass	Inf	21.8M	16.617M	21.5M	16.592M	21.5M	16.592M	21.475M	16.592M
5.6G;11a;Nss1;Ntx4;5580	Pass	Inf	21.65M	16.642M	21.675M	16.592M	21.425M	16.592M	21.475M	16.567M
5.6G;11a;Nss1;Ntx4;5700	Pass	Inf	21.575M	16.642M	21.475M	16.592M	21.375M	16.567M	21.425M	16.567M
5.6G;11a;Nss1;Ntx4;5720	Pass	Inf	15.735M	13.268M	15.615M	13.313M	15.63M	13.283M	15.6M	13.238M
5.6G;VHT20;Nss1,(M0);Ntx4;5500	Pass	Inf	22.075M	17.791M	21.725M	17.716M	21.65M	17.766M	21.85M	17.741M
5.6G;VHT20;Nss1,(M0);Ntx4;5580	Pass	Inf	21.875M	17.766M	21.625M	17.741M	21.675M	17.741M	21.375M	17.741M
5.6G;VHT20;Nss1,(M0);Ntx4;5700	Pass	Inf	21.875M	17.741M	21.6M	17.766M	21.5M	17.716M	21.6M	17.741M
5.6G;VHT20;Nss1,(M0);Ntx4;5720	Pass	Inf	15.87M	13.823M	15.705M	13.853M	15.705M	13.883M	15.78M	13.883M
5.6G;VHT40;Nss1,(M0);Ntx4;5510	Pass	Inf	40.3M	36.232M	40.05M	36.232M	39.65M	36.282M	39.9M	36.282M
5.6G;VHT40;Nss1,(M0);Ntx4;5550	Pass	Inf	40.35M	36.232M	39.9M	36.282M	40.3M	36.332M	40.05M	36.182M
5.6G;VHT40;Nss1,(M0);Ntx4;5670	Pass	Inf	40.35M	36.182M	39.8M	36.332M	39.9M	36.232M	39.95M	36.382M
5.6G;VHT40;Nss1,(M0);Ntx4;5710	Pass	Inf	35.175M	32.989M	34.895M	32.954M	35M	32.989M	35M	32.989M
5.6G;VHT80;Nss1,(M0);Ntx4;5530	Pass	Inf	81.6M	75.762M	82M	75.862M	81.6M	75.862M	81.3M	75.762M
5.6G;VHT80;Nss1,(M0);Ntx4;5610	Pass	Inf	89.3M	75.962M	95.2M	75.862M	82.7M	75.862M	81.7M	75.662M
5.6G;VHT80;Nss1,(M0);Ntx4;5690	Pass	Inf	76.05M	72.564M	75.675M	72.489M	75.525M	72.489M	76.125M	72.489M
5.8G;11a;Nss1;Ntx4;5720	Pass	500k	3.16M	4.198M	3.16M	4.058M	3.16M	4.118M	3.18M	4.138M
5.8G;VHT20;Nss1,(M0);Ntx4;5720	Pass	500k	3.8M	4.398M	3.8M	4.358M	3.82M	4.378M	3.78M	4.418M
5.8G;VHT40;Nss1,(M0);Ntx4;5710	Pass	500k	3.18M	3.718M	3.2M	3.718M	3.16M	3.698M	3.16M	3.718M
5.8G;VHT80;Nss1,(M0);Ntx4;5690	Pass	500k	3.14M	10.375M	3.16M	14.953M	3.16M	10.535M	3.14M	6.237M
5.3G;VHT20,BF;Nss1,(M0);Ntx4;5260	Pass	Inf	21.825M	17.816M	21.5M	17.741M	21.6M	17.791M	21.7M	17.716M
5.3G;VHT20,BF;Nss1,(M0);Ntx4;5300	Pass	Inf	21.825M	17.791M	21.575M	17.741M	21.575M	17.766M	21.575M	17.766M
5.3G;VHT20,BF;Nss1,(M0);Ntx4;5320	Pass	Inf	21.8M	17.766M	21.825M	17.741M	21.475M	17.741M	21.725M	17.766M
5.3G;VHT40,BF;Nss1,(M0);Ntx4;5270	Pass	Inf	40.2M	36.282M	39.6M	36.282M	39.9M	36.232M	40.05M	36.232M
5.3G;VHT40,BF;Nss1,(M0);Ntx4;5310	Pass	Inf	40.3M	36.282M	40M	36.232M	40.1M	36.232M	39.9M	36.232M
5.3G;VHT80,BF;Nss1,(M0);Ntx4;5290	Pass	Inf	82M	75.962M	81.7M	75.862M	81.6M	75.762M	81.6M	75.962M
5.6G;VHT20,BF;Nss1,(M0);Ntx4;5500	Pass	Inf	21.775M	17.766M	21.5M	17.691M	21.45M	17.716M	21.475M	17.741M
5.6G;VHT20,BF;Nss1,(M0);Ntx4;5580	Pass	Inf	21.825M	17.766M	21.55M	17.741M	21.525M	17.791M	21.625M	17.741M
5.6G;VHT20,BF;Nss1,(M0);Ntx4;5700	Pass	Inf	21.8M	17.766M	21.5M	17.791M	21.5M	17.741M	21.7M	17.741M
5.6G;VHT20,BF;Nss1,(M0);Ntx4;5720	Pass	Inf	15.825M	13.898M	15.66M	13.853M	15.75M	13.883M	15.81M	13.853M
5.6G;VHT40,BF;Nss1,(M0);Ntx4;5510	Pass	Inf	40.6M	36.282M	39.75M	36.282M	40M	36.332M	39.7M	36.432M
5.6G;VHT40,BF;Nss1,(M0);Ntx4;5550	Pass	Inf	40.4M	36.282M	40M	36.332M	39.8M	36.332M	40M	36.232M
5.6G;VHT40,BF;Nss1,(M0);Ntx4;5670	Pass	Inf	40.35M	36.282M	39.8M	36.332M	40M	36.332M	39.9M	36.382M
5.6G;VHT40,BF;Nss1,(M0);Ntx4;5710	Pass	Inf	35.245M	32.989M	34.825M	33.058M	34.895M	32.954M	34.825M	32.989M
5.6G;VHT80,BF;Nss1,(M0);Ntx4;5530	Pass	Inf	82.1M	75.762M	82.5M	75.562M	81.6M	75.862M	81.9M	75.962M
5.6G;VHT80,BF;Nss1,(M0);Ntx4;5610	Pass	Inf	82.2M	75.762M	81.6M	75.962M	81M	75.862M	81.2M	75.762M
5.6G;VHT80,BF;Nss1,(M0);Ntx4;5690	Pass	Inf	75.9M	72.489M	75.9M	72.489M	75.6M	72.489M	76.125M	72.714M
5.8G;VHT20,BF;Nss1,(M0);Ntx4;5720	Pass	500k	3.8M	4.378M	3.8M	4.398M	3.8M	4.418M	3.8M	4.378M
5.8G;VHT40,BF;Nss1,(M0);Ntx4;5710	Pass	500k	3.14M	4.018M	3.16M	3.878M	3.18M	3.958M	3.16M	3.998M
5.8G;VHT80,BF;Nss1,(M0);Ntx4;5690	Pass	500k	3.14M	15.932M	3.16M	17.411M	3.16M	15.492M	3.16M	16.612M

EBW;Band:5.3G;11a;BWch:20MHz;Nss:1;Nant:4;Ch:5260MHz;TN,VN

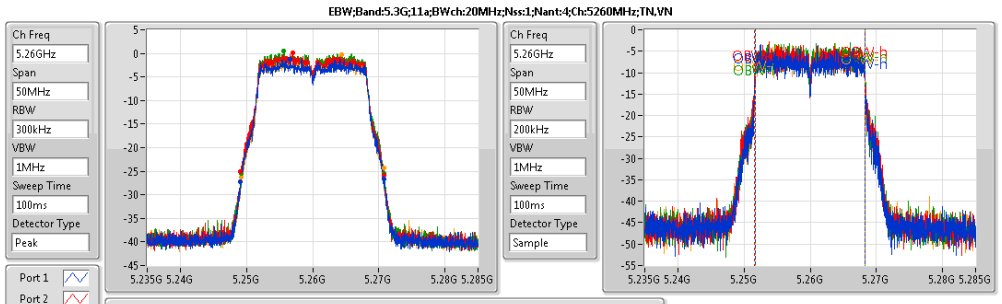

26dB(Hz)	Fl-26dB(Hz)	Fh-26dB(Hz)	OBW(Hz)	Fl-OBW(Hz)	Fh-OBW(Hz)	Limit(Hz)	Port
21.775M	5.249075G	5.27085G	16.617M	5.251679G	5.268296G	Inf	1
21.65M	5.249125G	5.270775G	16.667M	5.251629G	5.268296G	Inf	2
21.475M	5.249275G	5.27075G	16.592M	5.251679G	5.268271G	Inf	3
21.5M	5.249225G	5.270725G	16.592M	5.251704G	5.268296G	Inf	4

EBW;Band:5.3G;11a;BWch:20MHz;Nss:1;Nant:4;Ch:5300MHz;TN,VN

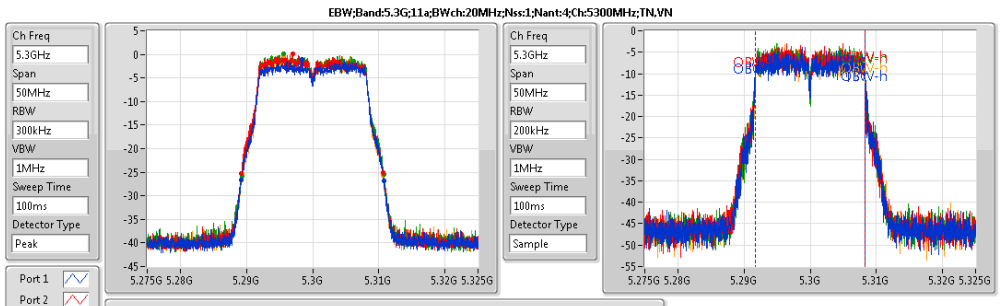

26dB(Hz)	Fl-26dB(Hz)	Fh-26dB(Hz)	OBW(Hz)	Fl-OBW(Hz)	Fh-OBW(Hz)	Limit(Hz)	Port
21.65M	5.289175G	5.310825G	16.692M	5.291654G	5.308346G	Inf	1
21.5M	5.289175G	5.310675G	16.592M	5.291679G	5.308271G	Inf	2
21.525M	5.2893G	5.310825G	16.617M	5.291654G	5.308271G	Inf	3
21.4M	5.2893G	5.3107G	16.592M	5.291679G	5.308271G	Inf	4

EBW;Band:5.3G;11a;BWch:20MHz;Nss:1;Nant:4;Ch:5320MHz;TN,VN

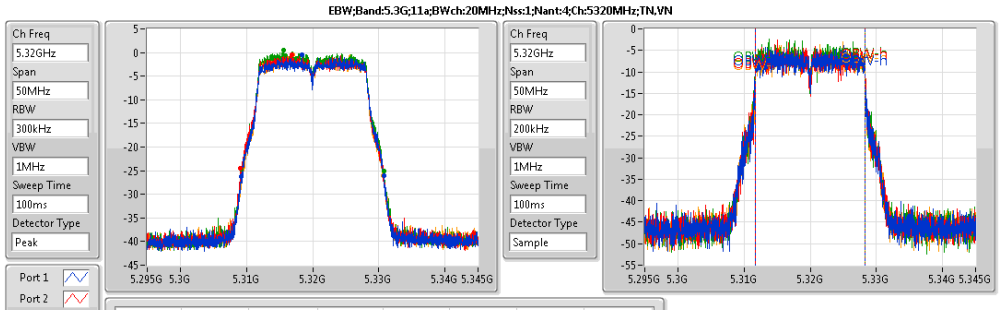

26dB(Hz)	Fl-26dB(Hz)	Fh-26dB(Hz)	OBW(Hz)	Fl-OBW(Hz)	Fh-OBW(Hz)	Limit(Hz)	Port
21.65M	5.30915G	5.3308G	16.592M	5.311679G	5.328271G	Inf	1
21.725M	5.309125G	5.33085G	16.592M	5.311679G	5.328271G	Inf	2
21.45M	5.309275G	5.330725G	16.567M	5.311654G	5.328221G	Inf	3
21.45M	5.309225G	5.330675G	16.542M	5.311704G	5.328246G	Inf	4

EBW;Band:5.3G;VHT20;BWch:20MHz;Nss:1,(M0);Nant:4;Ch:5260MHz;TN,VN

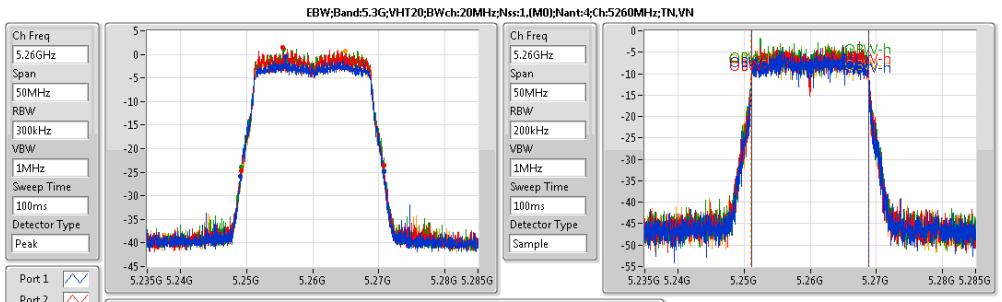

26dB(Hz)	Fl-26dB(Hz)	Fh-26dB(Hz)	OBW(Hz)	Fl-OBW(Hz)	Fh-OBW(Hz)	Limit(Hz)	Port
21.725M	5.2491G	5.270825G	17.766M	5.251104G	5.268871G	Inf	1
21.575M	5.249225G	5.2708G	17.791M	5.251104G	5.268896G	Inf	2
21.6M	5.249225G	5.270825G	17.741M	5.251104G	5.268846G	Inf	3
21.475M	5.2493G	5.270775G	17.766M	5.251079G	5.268846G	Inf	4

EBW;Band:5.3G;VHT20;BWch:20MHz;Nss:1,(M0);Nant:4;Ch:5300MHz;TN,VN

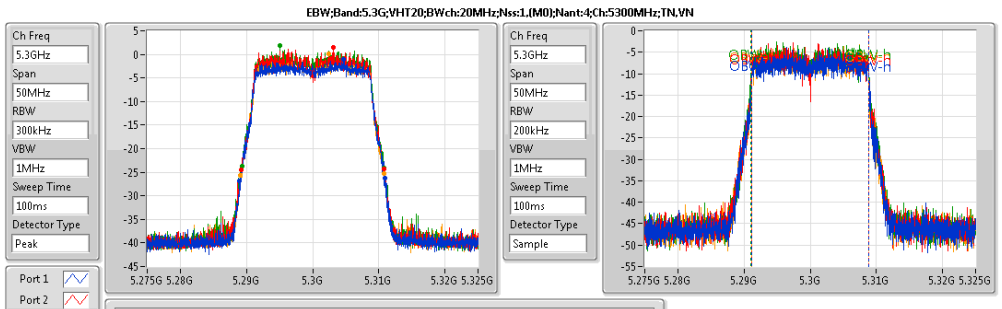

26dB(Hz)	Fl-26dB(Hz)	Fh-26dB(Hz)	OBW(Hz)	Fl-OBW(Hz)	Fh-OBW(Hz)	Limit(Hz)	Port
22.05M	5.28895G	5.311G	17.766M	5.291104G	5.308871G	Inf	1
21.6M	5.2892G	5.3108G	17.716M	5.291129G	5.308846G	Inf	2
21.5M	5.2893G	5.3108G	17.816M	5.291079G	5.308896G	Inf	3
21.675M	5.289125G	5.3108G	17.741M	5.291104G	5.308846G	Inf	4

EBW;Band:5.3G;VHT20;BWch:20MHz;Nss:1,(M0);Nant:4;Ch:5320MHz;TN,VN

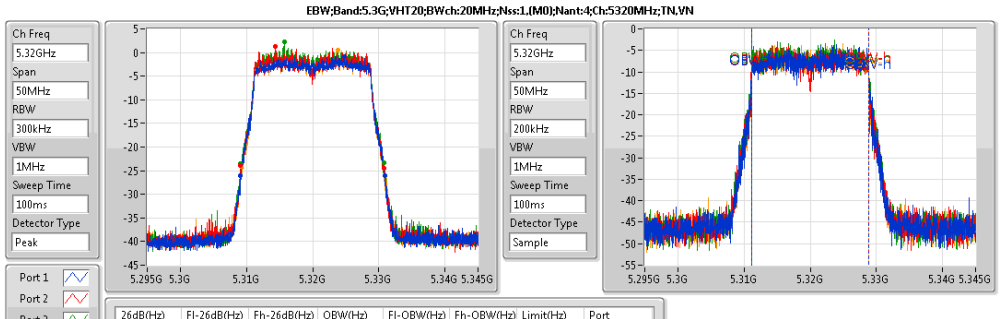

26dB(Hz)	Fl-26dB(Hz)	Fh-26dB(Hz)	OBW(Hz)	Fl-OBW(Hz)	Fh-OBW(Hz)	Limit(Hz)	Port
21.925M	5.30905G	5.330975G	17.766M	5.311129G	5.328896G	Inf	1
21.65M	5.309125G	5.330775G	17.741M	5.311104G	5.328846G	Inf	2
21.65M	5.309075G	5.330725G	17.766M	5.311104G	5.328871G	Inf	3
21.625M	5.309225G	5.33085G	17.766M	5.311129G	5.328896G	Inf	4

EBW;Band:5.3G;VHT40;BWch:40MHz;Nss:1,(M0);Nant:4;Ch:5270MHz;TN,VN

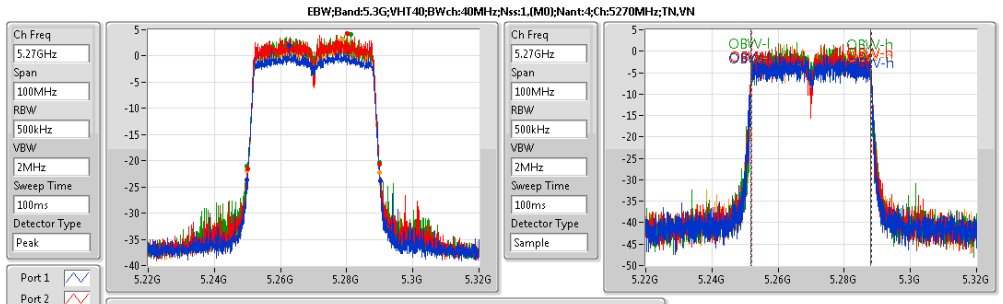

26dB(Hz)	Fl-26dB(Hz)	Fh-26dB(Hz)	OBW(Hz)	Fl-OBW(Hz)	Fh-OBW(Hz)	Limit(Hz)	Port
40.35M	5.24985G	5.2902G	36.332M	5.251809G	5.288141G	Inf	1
39.95M	5.24995G	5.2899G	36.182M	5.251909G	5.288091G	Inf	2
40M	5.2499G	5.2899G	36.282M	5.251809G	5.288091G	Inf	3
40.05M	5.2499G	5.28995G	36.182M	5.251909G	5.288091G	Inf	4

EBW;Band:5.3G;VHT40;BWch:40MHz;Nss:1,(M0);Nant:4;Ch:5310MHz;TN,VN

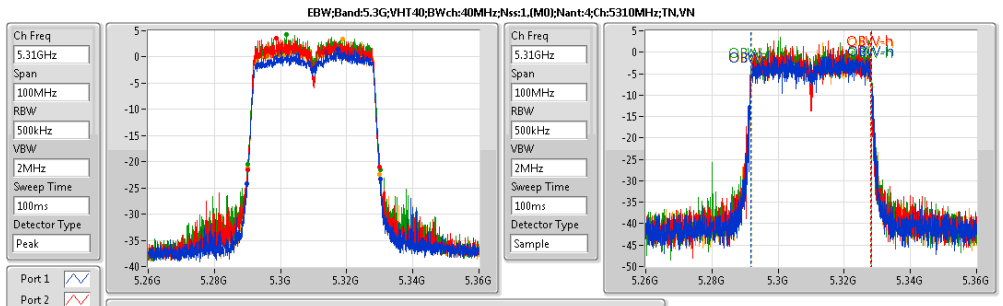

26dB(Hz)	Fl-26dB(Hz)	Fh-26dB(Hz)	OBW(Hz)	Fl-OBW(Hz)	Fh-OBW(Hz)	Limit(Hz)	Port
40.3M	5.2899G	5.3302G	36.282M	5.291859G	5.328141G	Inf	1
39.95M	5.29G	5.32995G	36.282M	5.291809G	5.328091G	Inf	2
40.05M	5.29005G	5.3301G	36.232M	5.291859G	5.328091G	Inf	3
40.05M	5.29G	5.33005G	36.282M	5.291909G	5.328191G	Inf	4

EBW;Band:5.3G;VHT80;BWch:80MHz;Nss:1,(M0);Nant:4;Ch:5290MHz;TN,VN

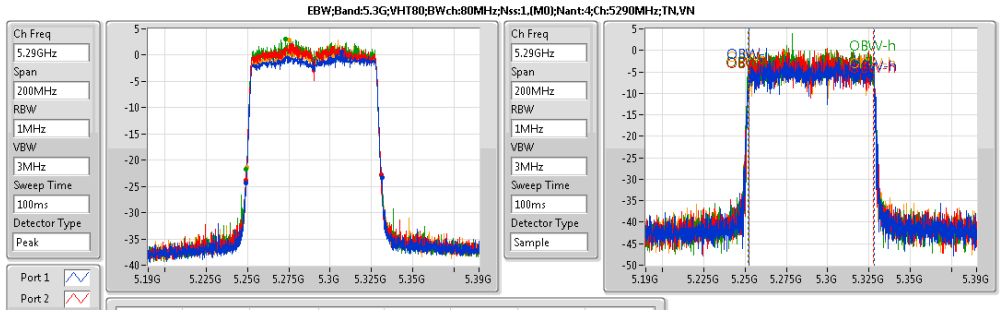

26dB(Hz)	Fl-26dB(Hz)	Fh-26dB(Hz)	OBW(Hz)	Fl-OBW(Hz)	Fh-OBW(Hz)	Limit(Hz)	Port
82.4M	5.2489G	5.3313G	75.862M	5.252119G	5.327981G	Inf	1
81.9M	5.2491G	5.331G	75.662M	5.252119G	5.327781G	Inf	2
81.7M	5.2493G	5.331G	75.762M	5.252019G	5.327781G	Inf	3
81.4M	5.2494G	5.3308G	75.762M	5.252119G	5.327881G	Inf	4

EBW;Band:5.6G;11a;BWch:20MHz;Nss:1;Nant:4;Ch:5500MHz;TN,VN

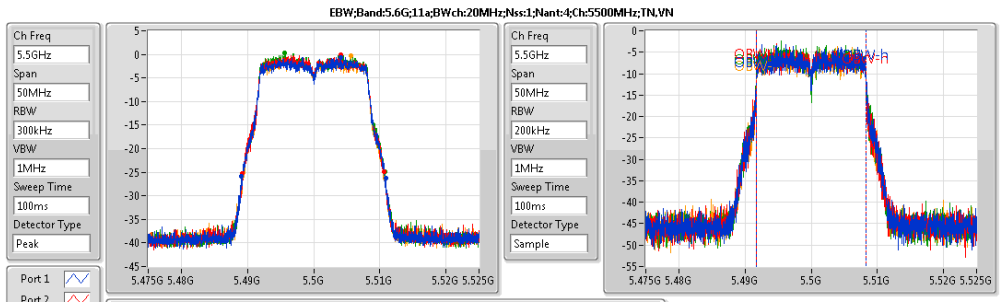

26dB(Hz)	Fl-26dB(Hz)	Fh-26dB(Hz)	OBW(Hz)	Fl-OBW(Hz)	Fh-OBW(Hz)	Limit(Hz)	Port
21.8M	5.4891G	5.5109G	16.617M	5.491704G	5.508321G	Inf	1
21.5M	5.4892G	5.5107G	16.592M	5.491704G	5.508296G	Inf	2
21.5M	5.489275G	5.510775G	16.592M	5.491729G	5.508321G	Inf	3
21.475M	5.489275G	5.51075G	16.592M	5.491704G	5.508296G	Inf	4

EBW;Band:5.6G;11a;BWch:20MHz;Nss:1;Nant:4;Ch:5580MHz;TN,VN

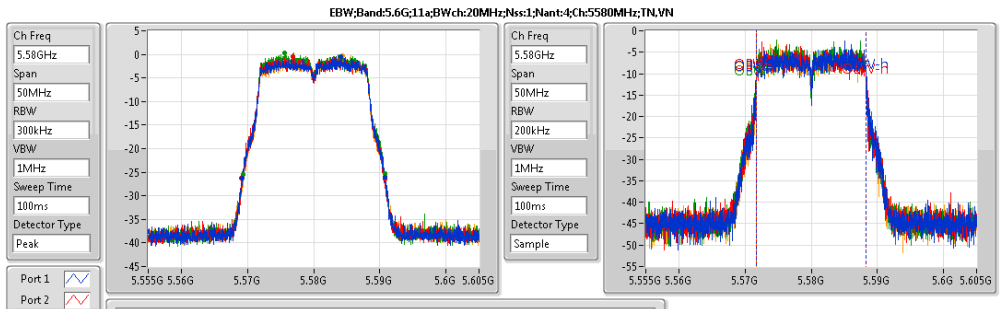

26dB(Hz)	Fl-26dB(Hz)	Fh-26dB(Hz)	OBW(Hz)	Fl-OBW(Hz)	Fh-OBW(Hz)	Limit(Hz)	Port
21.65M	5.569175G	5.590825G	16.642M	5.571679G	5.588321G	Inf	1
21.675M	5.569125G	5.5908G	16.592M	5.571704G	5.588296G	Inf	2
21.425M	5.569325G	5.59075G	16.592M	5.571704G	5.588296G	Inf	3
21.475M	5.56925G	5.590725G	16.567M	5.571729G	5.588296G	Inf	4

EBW;Band:5.6G;11a;BWch:20MHz;Nss:1;Nant:4;Ch:5700MHz;TN,VN

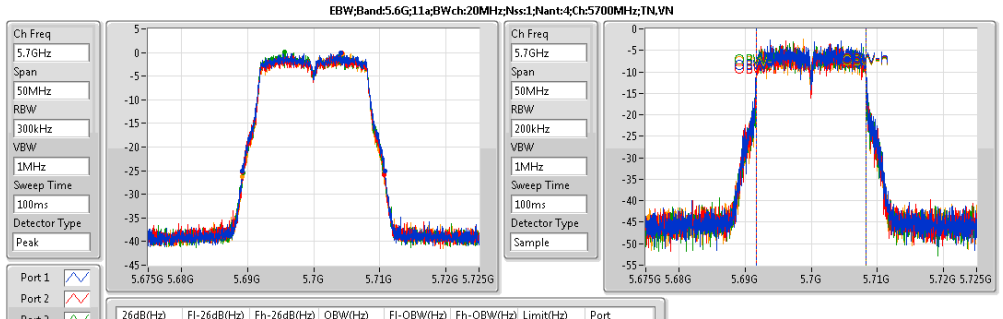

26dB(Hz)	Fl-26dB(Hz)	Fh-26dB(Hz)	OBW(Hz)	Fl-OBW(Hz)	Fh-OBW(Hz)	Limit(Hz)	Port
21.575M	5.6892G	5.710775G	16.642M	5.691704G	5.708346G	Inf	1
21.475M	5.689225G	5.7107G	16.592M	5.691704G	5.708296G	Inf	2
21.375M	5.689325G	5.7107G	16.567M	5.691704G	5.708271G	Inf	3
21.425M	5.689225G	5.71065G	16.567M	5.691729G	5.708296G	Inf	4

EBW;Band:5.6G;11a;BWch:20MHz;Nss:1;Nant:4;Ch:5720MHz;TN,VN

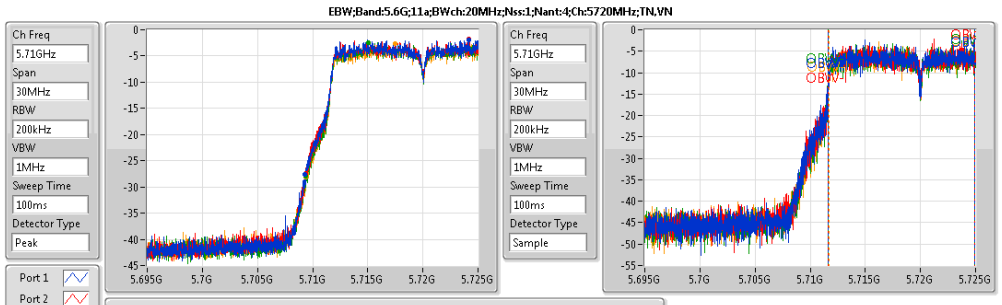

26dB(Hz)	Fl-26dB(Hz)	Fh-26dB(Hz)	OBW(Hz)	Fl-OBW(Hz)	Fh-OBW(Hz)	Limit(Hz)	Port
15.735M	5.709265G	5.725G	13.268M	5.711649G	5.724918G	Inf	1
15.615M	5.709385G	5.725G	13.313M	5.711634G	5.724948G	Inf	2
15.63M	5.70937G	5.725G	13.283M	5.711649G	5.724933G	Inf	3
15.6M	5.7094G	5.725G	13.238M	5.711679G	5.724918G	Inf	4

EBW;Band:5.6G;VHT20;BWch:20MHz;Nss:1,(M0);Nant:4;Ch:5500MHz;TN,VN

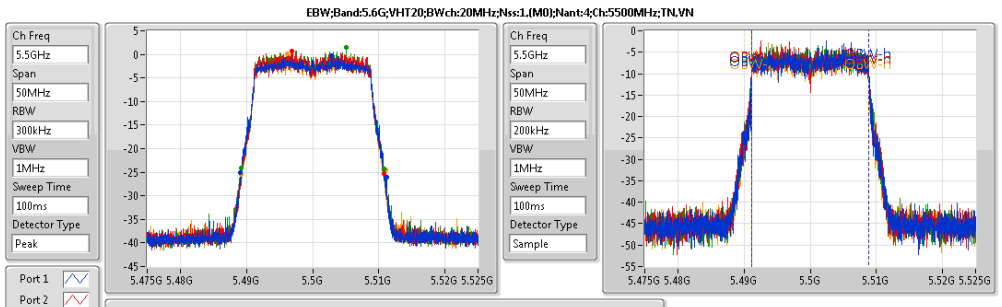

26dB(Hz)	Fl-26dB(Hz)	Fh-26dB(Hz)	OBW(Hz)	Fl-OBW(Hz)	Fh-OBW(Hz)	Limit(Hz)	Port
22.075M	5.489075G	5.51115G	17.791M	5.491104G	5.508896G	Inf	1
21.725M	5.489125G	5.51085G	17.716M	5.491154G	5.508871G	Inf	2
21.65M	5.489175G	5.510825G	17.766M	5.491129G	5.508896G	Inf	3
21.85M	5.489175G	5.511025G	17.741M	5.491129G	5.508871G	Inf	4

EBW;Band:5.6G;VHT20;BWch:20MHz;Nss:1,(M0);Nant:4;Ch:5580MHz;TN,VN

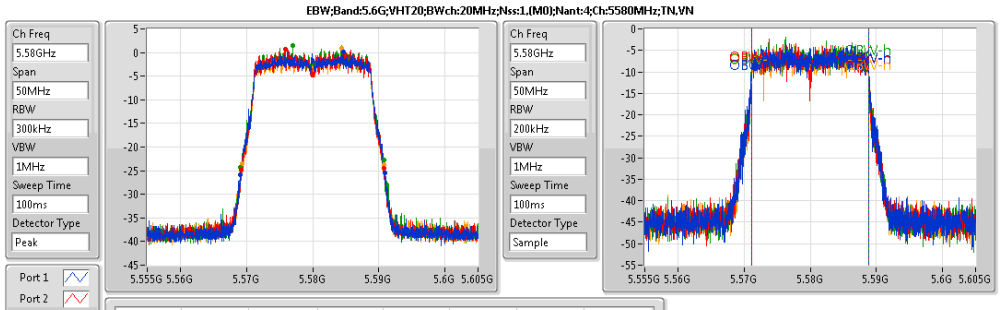

26dB(Hz)	Fl-26dB(Hz)	Fh-26dB(Hz)	OBW(Hz)	Fl-OBW(Hz)	Fh-OBW(Hz)	Limit(Hz)	Port
21.875M	5.569125G	5.591G	17.766M	5.571104G	5.588871G	Inf	1
21.625M	5.5692G	5.590825G	17.741M	5.571129G	5.588871G	Inf	2
21.675M	5.56905G	5.590725G	17.741M	5.571104G	5.588846G	Inf	3
21.375M	5.5694G	5.590775G	17.741M	5.571154G	5.588896G	Inf	4

EBW;Band:5.6G;VHT20;BWch:20MHz;Nss:1,(M0);Nant:4;Ch:5700MHz;TN,VN

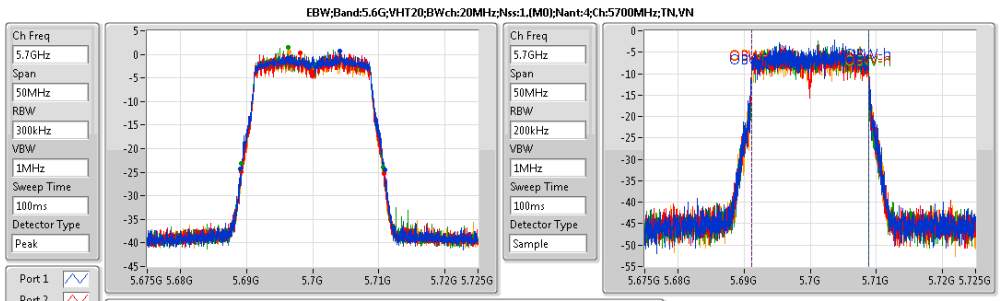

26dB(Hz)	Fl-26dB(Hz)	Fh-26dB(Hz)	OBW(Hz)	Fl-OBW(Hz)	Fh-OBW(Hz)	Limit(Hz)	Port
21.875M	5.689025G	5.7109G	17.741M	5.691129G	5.708871G	Inf	1
21.6M	5.689225G	5.710825G	17.766M	5.691129G	5.708896G	Inf	2
21.5M	5.689175G	5.710675G	17.716M	5.691129G	5.708846G	Inf	3
21.6M	5.6892G	5.7108G	17.741M	5.691129G	5.708871G	Inf	4

EBW;Band:5.6G;VHT20;BWch:20MHz;Nss:1,(M0);Nant:4;Ch:5720MHz;TN,VN

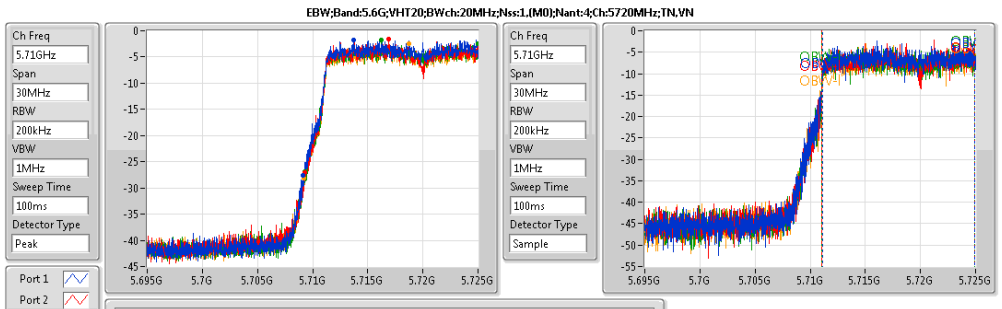

26dB(Hz)	Fl-26dB(Hz)	Fh-26dB(Hz)	OBW(Hz)	Fl-OBW(Hz)	Fh-OBW(Hz)	Limit(Hz)	Port
15.87M	5.70913G	5.725G	13.823M	5.711094G	5.724918G	Inf	1
15.705M	5.709295G	5.725G	13.853M	5.711079G	5.724933G	Inf	2
15.705M	5.709295G	5.725G	13.883M	5.711064G	5.724948G	Inf	3
15.78M	5.70922G	5.725G	13.883M	5.711064G	5.724948G	Inf	4

EBW;Band:5.6G;VHT40;BWch:40MHz;Nss:1,(M0);Nant:4;Ch:5510MHz;TN,VN

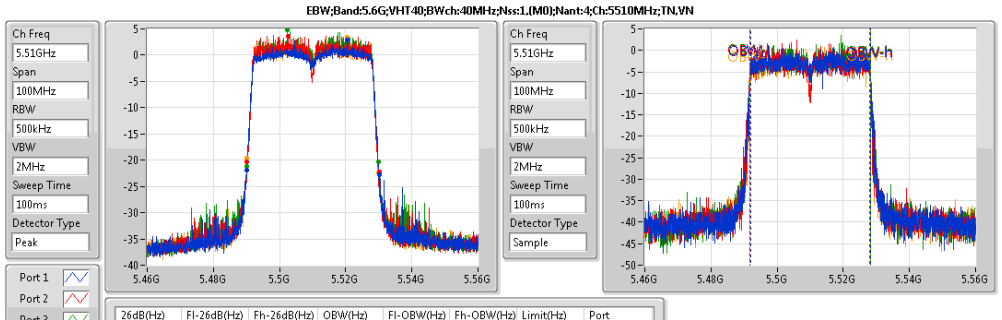

26dB(Hz)	Fl-26dB(Hz)	Fh-26dB(Hz)	OBW(Hz)	Fl-OBW(Hz)	Fh-OBW(Hz)	Limit(Hz)	Port
40.3M	5.48995G	5.53025G	36.232M	5.491909G	5.528141G	Inf	1
40.05M	5.4901G	5.53015G	36.232M	5.491859G	5.528091G	Inf	2
39.65M	5.49015G	5.5298G	36.282M	5.491859G	5.528141G	Inf	3
39.9M	5.4901G	5.53G	36.282M	5.491859G	5.528141G	Inf	4

EBW;Band:5.6G;VHT40;BWch:40MHz;Nss:1,(M0);Nant:4;Ch:5550MHz;TN,VN

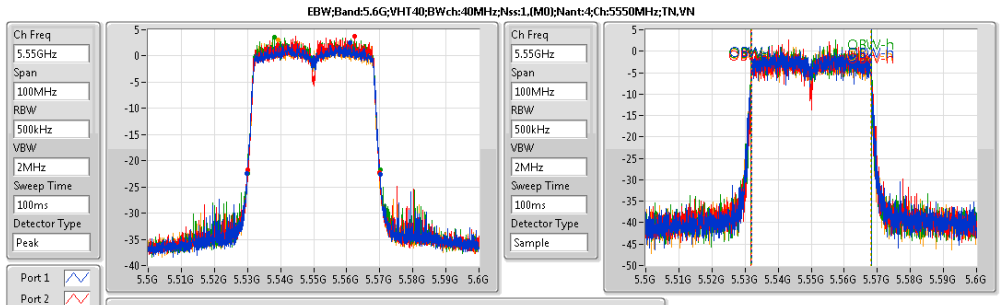

26dB(Hz)	Fl-26dB(Hz)	Fh-26dB(Hz)	OBW(Hz)	Fl-OBW(Hz)	Fh-OBW(Hz)	Limit(Hz)	Port
40.35M	5.5298G	5.57015G	36.232M	5.531909G	5.568141G	Inf	1
39.9M	5.53G	5.5699G	36.282M	5.531859G	5.568141G	Inf	2
40.3M	5.52995G	5.57025G	36.332M	5.531859G	5.568191G	Inf	3
40.05M	5.52995G	5.57G	36.182M	5.531909G	5.568091G	Inf	4

EBW;Band:5.6G;VHT40;BWch:40MHz;Nss:1,(M0);Nant:4;Ch:5670MHz;TN,VN

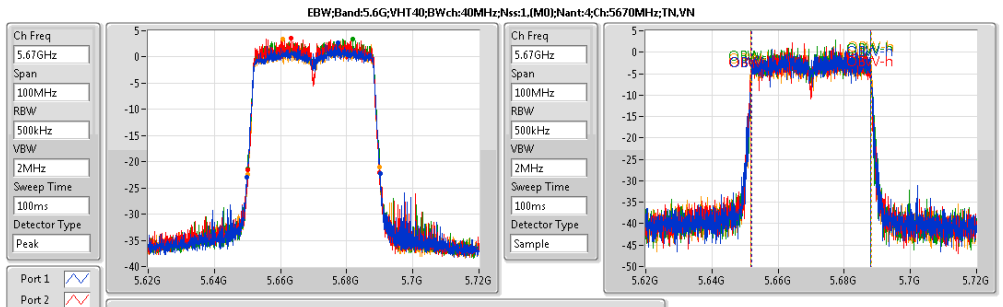

26dB(Hz)	Fl-26dB(Hz)	Fh-26dB(Hz)	OBW(Hz)	Fl-OBW(Hz)	Fh-OBW(Hz)	Limit(Hz)	Port
40.35M	5.64975G	5.6901G	36.182M	5.651909G	5.688091G	Inf	1
39.8M	5.65015G	5.68995G	36.332M	5.651759G	5.688091G	Inf	2
39.9M	5.6501G	5.69G	36.232M	5.651859G	5.688091G	Inf	3
39.95M	5.65005G	5.69G	36.382M	5.651809G	5.688191G	Inf	4

EBW;Band:5.6G;VHT40;BWch:40MHz;Nss:1,(M0);Nant:4;Ch:5710MHz;TN,VN

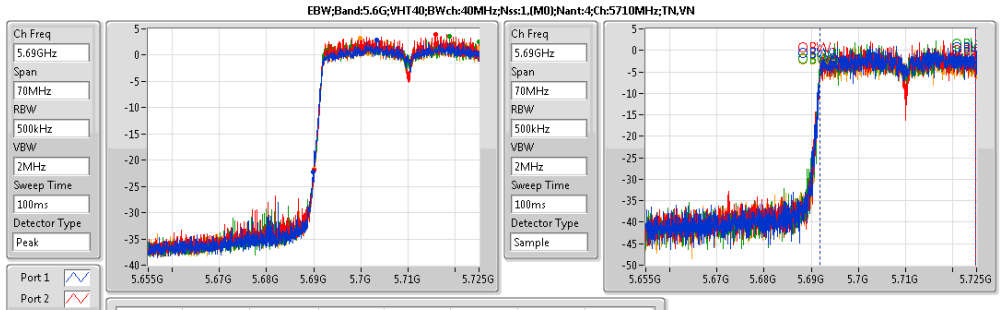

26dB(Hz)	Fl-26dB(Hz)	Fh-26dB(Hz)	OBW(Hz)	Fl-OBW(Hz)	Fh-OBW(Hz)	Limit(Hz)	Port
35.175M	5.689825G	5.725G	32.989M	5.691854G	5.724843G	Inf	1
34.895M	5.690105G	5.725G	32.954M	5.691854G	5.724808G	Inf	2
35M	5.69G	5.725G	32.989M	5.691784G	5.724773G	Inf	3
35M	5.69G	5.725G	32.989M	5.691819G	5.724808G	Inf	4

EBW;Band:5.6G;VHT80;BWch:80MHz;Nss:1,(M0);Nant:4;Ch:5530MHz;TN,VN

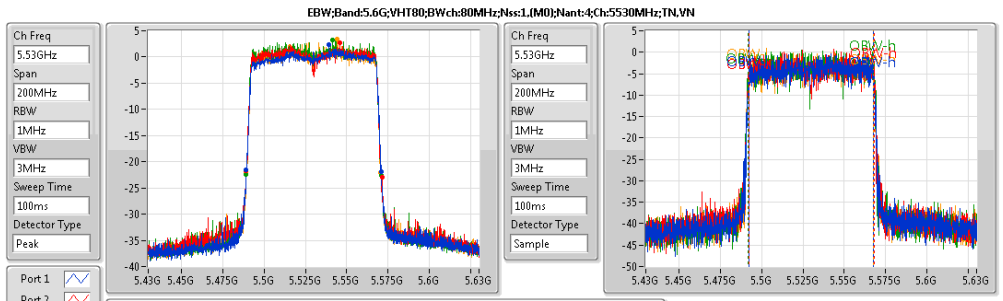

26dB(Hz)	Fl-26dB(Hz)	Fh-26dB(Hz)	OBW(Hz)	Fl-OBW(Hz)	Fh-OBW(Hz)	Limit(Hz)	Port
81.6M	5.4893G	5.5709G	75.762M	5.492119G	5.567881G	Inf	1
82M	5.4893G	5.5713G	75.862M	5.492119G	5.567981G	Inf	2
81.6M	5.4893G	5.5709G	75.862M	5.492019G	5.567881G	Inf	3
81.3M	5.4893G	5.5706G	75.762M	5.492119G	5.567881G	Inf	4

EBW;Band:5.6G;VHT80;BWch:80MHz;Nss:1,(M0);Nant:4;Ch:5610MHz;TN,VN

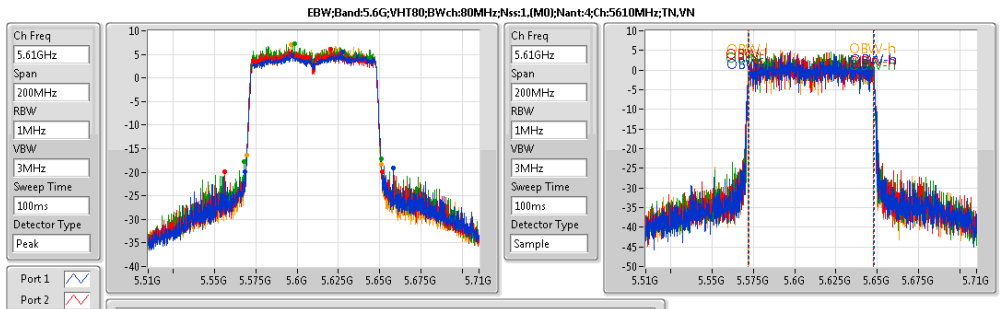

26dB(Hz)	Fl-26dB(Hz)	Fh-26dB(Hz)	OBW(Hz)	Fl-OBW(Hz)	Fh-OBW(Hz)	Limit(Hz)	Port
89.3M	5.5687G	5.658G	75.962M	5.572119G	5.648081G	Inf	1
95.2M	5.5563G	5.6515G	75.862M	5.572019G	5.647881G	Inf	2
82.7M	5.5682G	5.6509G	75.862M	5.572019G	5.647881G	Inf	3
81.7M	5.5694G	5.6511G	75.662M	5.572219G	5.647881G	Inf	4

EBW;Band:5.6G;VHT80;BWch:80MHz;Nss:1,(M0);Nant:4;Ch:5690MHz;TN,VN

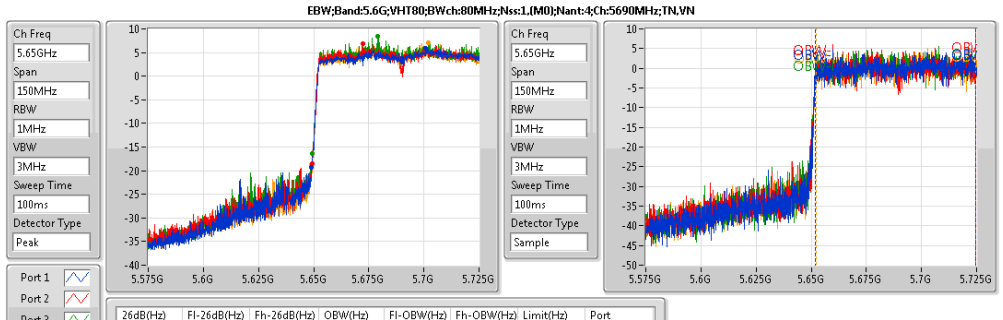

26dB(Hz)	Fl-26dB(Hz)	Fh-26dB(Hz)	OBW(Hz)	Fl-OBW(Hz)	Fh-OBW(Hz)	Limit(Hz)	Port
76.05M	5.64895G	5.725G	72.564M	5.651949G	5.724513G	Inf	1
75.675M	5.649325G	5.725G	72.489M	5.652024G	5.724513G	Inf	2
75.525M	5.649475G	5.725G	72.489M	5.652024G	5.724513G	Inf	3
76.125M	5.648875G	5.725G	72.489M	5.652099G	5.724588G	Inf	4

EBW;Band:5.8G;11a;BWch:20MHz;Nss:1;Nant:4;Ch:5720MHz;TN,VN

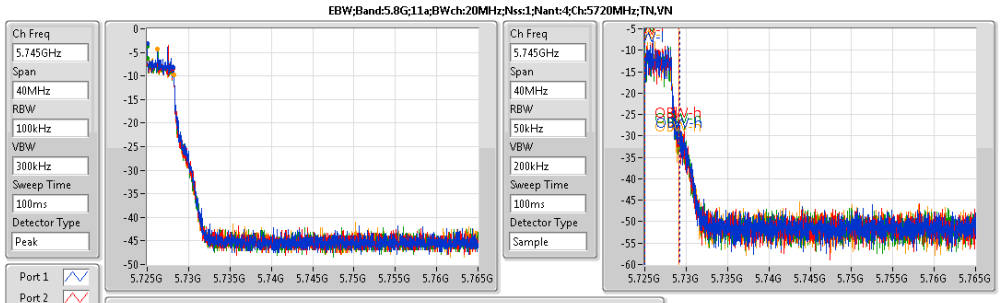

6dB(Hz)	Fl-6dB(Hz)	Fh-6dB(Hz)	OBW(Hz)	Fl-OBW(Hz)	Fh-OBW(Hz)	Limit(Hz)	Port
3.16M	5.725G	5.72816G	4.198M	5.72501G	5.729208G	500k	1
3.16M	5.725G	5.72816G	4.058M	5.72501G	5.729068G	500k	2
3.16M	5.725G	5.72816G	4.118M	5.72501G	5.729128G	500k	3
3.18M	5.725G	5.72818G	4.138M	5.72501G	5.729148G	500k	4

EBW;Band:5.8G;VHT20;BWch:20MHz;Nss:1,(M0);Nant:4;Ch:5720MHz;TN,VN

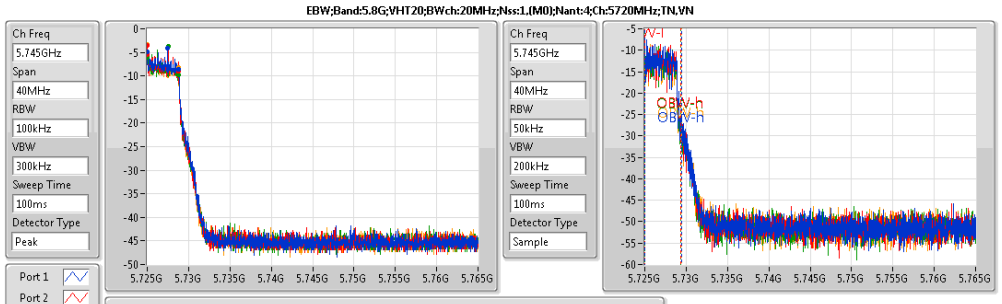

6dB(Hz)	Fl-6dB(Hz)	Fh-6dB(Hz)	OBW(Hz)	Fl-OBW(Hz)	Fh-OBW(Hz)	Limit(Hz)	Port
3.8M	5.725G	5.7288G	4.398M	5.72501G	5.729408G	500k	1
3.8M	5.725G	5.7288G	4.358M	5.72501G	5.729368G	500k	2
3.82M	5.725G	5.72882G	4.378M	5.72501G	5.729388G	500k	3
3.78M	5.725G	5.72878G	4.418M	5.72501G	5.729428G	500k	4

EBW;Band:5.8G;VHT40;BWch:40MHz;Nss:1,(M0);Nant:4;Ch:5710MHz;TN,VN

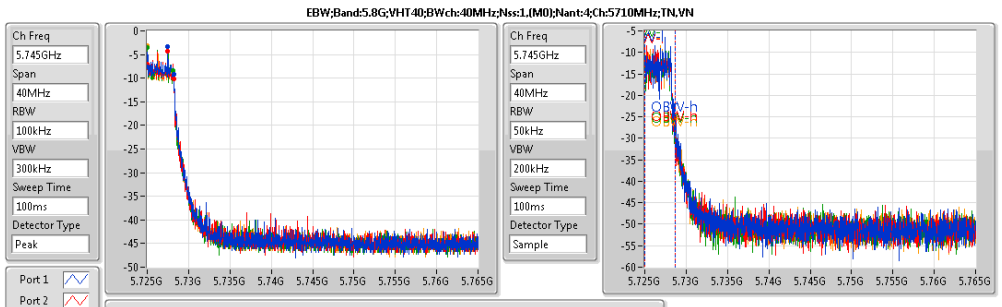

6dB(Hz)	Fl-6dB(Hz)	Fh-6dB(Hz)	OBW(Hz)	Fl-OBW(Hz)	Fh-OBW(Hz)	Limit(Hz)	Port
3.18M	5.725G	5.72818G	3.718M	5.72501G	5.728728G	500k	1
3.2M	5.725G	5.7282G	3.718M	5.72501G	5.728728G	500k	2
3.16M	5.725G	5.72816G	3.698M	5.72501G	5.728708G	500k	3
3.16M	5.725G	5.72816G	3.718M	5.72501G	5.728728G	500k	4

EBW;Band:5.8G;VHT80;BWch:80MHz;Nss:1,(M0);Nant:4;Ch:5690MHz;TN,VN

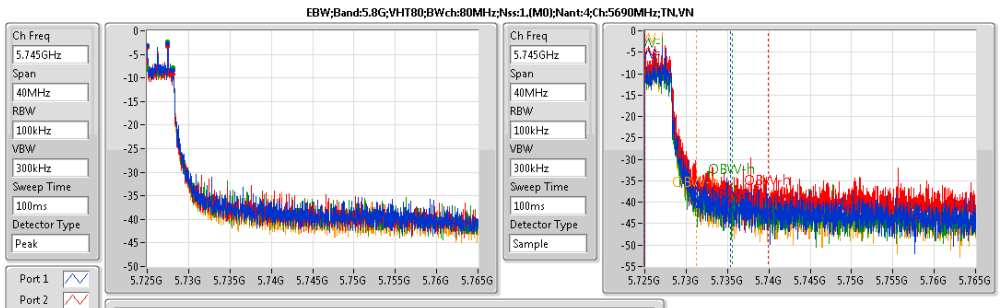

6dB(Hz)	Fl-6dB(Hz)	Fh-6dB(Hz)	OBW(Hz)	Fl-OBW(Hz)	Fh-OBW(Hz)	Limit(Hz)	Port
3.14M	5.725G	5.72814G	10.375M	5.72501G	5.735385G	500k	1
3.16M	5.725G	5.72816G	14.953M	5.72503G	5.739983G	500k	2
3.16M	5.725G	5.72816G	10.535M	5.72501G	5.735545G	500k	3
3.14M	5.725G	5.72814G	6.237M	5.72501G	5.731247G	500k	4

EBW;Band:5.3G;VHT20,BF;BWch:20MHz;Nss:1,(M0);Nant:4;Ch:5260MHz;TN,VN

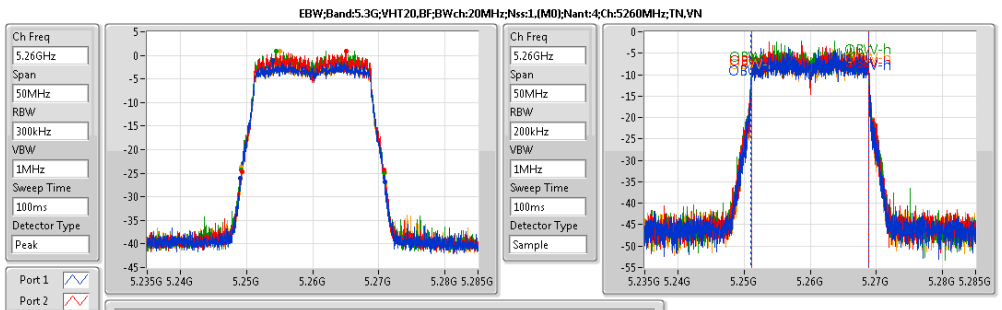

26dB(Hz)	Fl-26dB(Hz)	Fh-26dB(Hz)	OBW(Hz)	Fl-OBW(Hz)	Fh-OBW(Hz)	Limit(Hz)	Port
21.825M	5.249075G	5.2709G	17.816M	5.251054G	5.268871G	Inf	1
21.5M	5.2493G	5.2708G	17.741M	5.251129G	5.268871G	Inf	2
21.6M	5.24925G	5.27085G	17.791M	5.251104G	5.268896G	Inf	3
21.7M	5.2492G	5.2709G	17.716M	5.251129G	5.268846G	Inf	4

EBW;Band:5.3G;VHT20,BF;BWch:20MHz;Nss:1,(M0);Nant:4;Ch:5300MHz;TN,VN

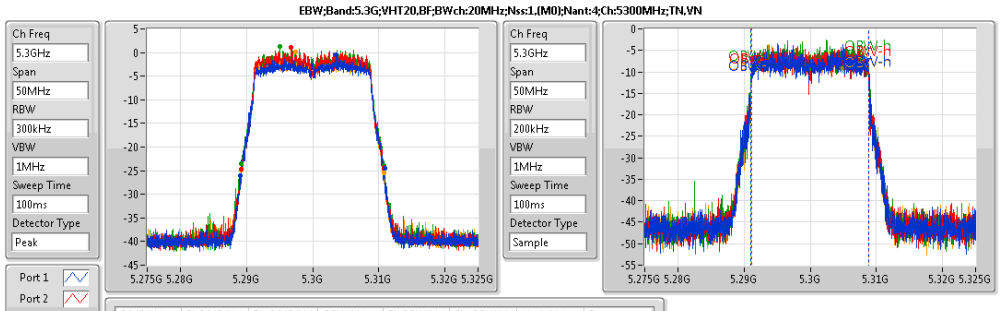

26dB(Hz)	Fl-26dB(Hz)	Fh-26dB(Hz)	OBW(Hz)	Fl-OBW(Hz)	Fh-OBW(Hz)	Limit(Hz)	Port
21.825M	5.28905G	5.310875G	17.791M	5.291079G	5.308871G	Inf	1
21.575M	5.2892G	5.310775G	17.741M	5.291104G	5.308846G	Inf	2
21.575M	5.289225G	5.3108G	17.766M	5.291079G	5.308846G	Inf	3
21.575M	5.289175G	5.31075G	17.766M	5.291079G	5.308846G	Inf	4

EBW;Band:5.3G;VHT20,BF;BWch:20MHz;Nss:1,(M0);Nant:4;Ch:5320MHz;TN,VN

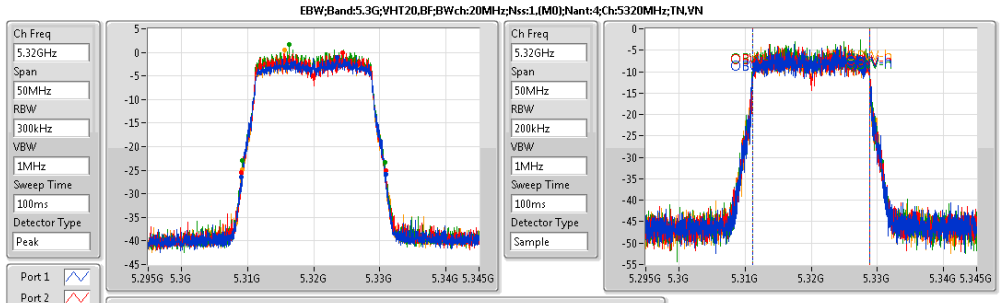

26dB(Hz)	Fl-26dB(Hz)	Fh-26dB(Hz)	OBW(Hz)	Fl-OBW(Hz)	Fh-OBW(Hz)	Limit(Hz)	Port
21.8M	5.309125G	5.330925G	17.766M	5.311104G	5.328871G	Inf	1
21.825M	5.309125G	5.33095G	17.741M	5.311104G	5.328846G	Inf	2
21.475M	5.309275G	5.33075G	17.741M	5.311104G	5.328846G	Inf	3
21.725M	5.309175G	5.3309G	17.766M	5.311129G	5.328896G	Inf	4

EBW;Band:5.3G;VHT40,BF;BWch:40MHz;Nss:1,(M0);Nant:4;Ch:5270MHz;TN,VN

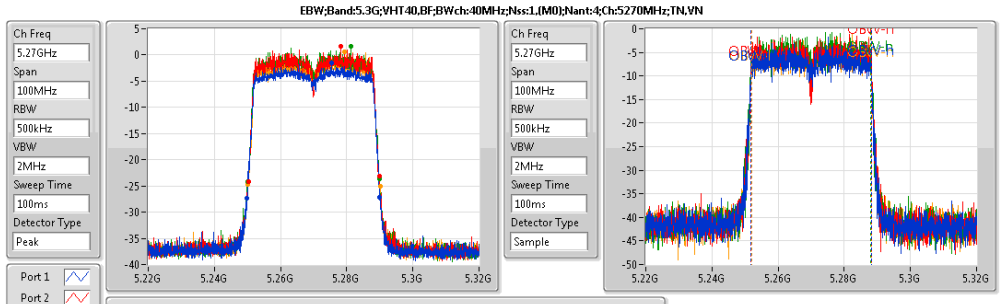

26dB(Hz)	Fl-26dB(Hz)	Fh-26dB(Hz)	OBW(Hz)	Fl-OBW(Hz)	Fh-OBW(Hz)	Limit(Hz)	Port
40.2M	5.24985G	5.29005G	36.282M	5.251859G	5.288141G	Inf	1
39.6M	5.25025G	5.28985G	36.282M	5.251859G	5.288141G	Inf	2
39.9M	5.24995G	5.28985G	36.232M	5.251859G	5.288091G	Inf	3
40.05M	5.25005G	5.2901G	36.232M	5.251909G	5.288141G	Inf	4

EBW;Band:5.3G;VHT40,BF;BWch:40MHz;Nss:1,(M0);Nant:4;Ch:5310MHz;TN,VN

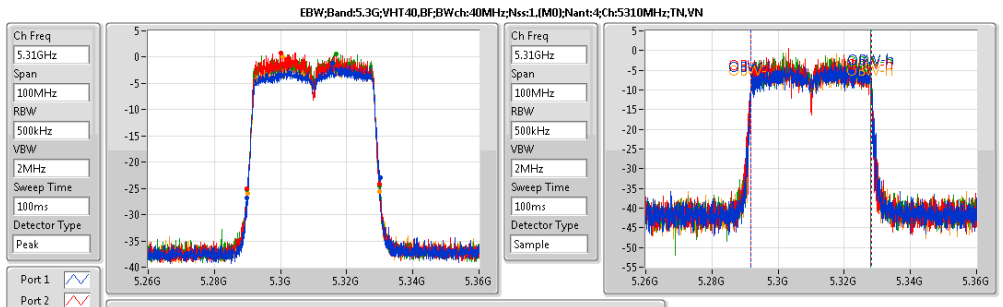

26dB(Hz)	Fl-26dB(Hz)	Fh-26dB(Hz)	OBW(Hz)	Fl-OBW(Hz)	Fh-OBW(Hz)	Limit(Hz)	Port
40.3M	5.2899G	5.3301G	36.282M	5.291859G	5.328141G	Inf	1
40M	5.2899G	5.3299G	36.232M	5.291859G	5.328091G	Inf	2
40.1M	5.2899G	5.33G	36.232M	5.291859G	5.328091G	Inf	3
39.9M	5.29015G	5.33005G	36.232M	5.291859G	5.328091G	Inf	4

EBW;Band:5.3G;VHT80,BF;BWch:80MHz;Nss:1,(M0);Nant:4;Ch:5290MHz;TN,VN

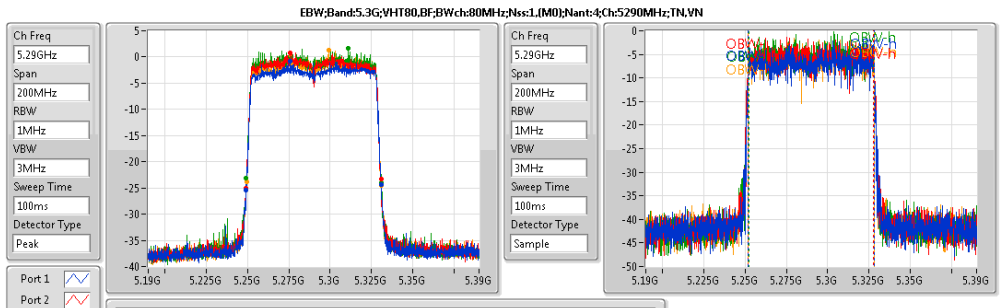

26dB(Hz)	Fl-26dB(Hz)	Fh-26dB(Hz)	OBW(Hz)	Fl-OBW(Hz)	Fh-OBW(Hz)	Limit(Hz)	Port
82M	5.249G	5.331G	75.962M	5.252019G	5.327981G	Inf	1
81.7M	5.2491G	5.3308G	75.862M	5.252019G	5.327881G	Inf	2
81.6M	5.2493G	5.3309G	75.762M	5.252119G	5.327881G	Inf	3
81.6M	5.2494G	5.331G	75.962M	5.252019G	5.327981G	Inf	4

EBW;Band:5.6G;VHT20,BF;BWch:20MHz;Nss:1,(M0);Nant:4;Ch:5500MHz;TN,VN

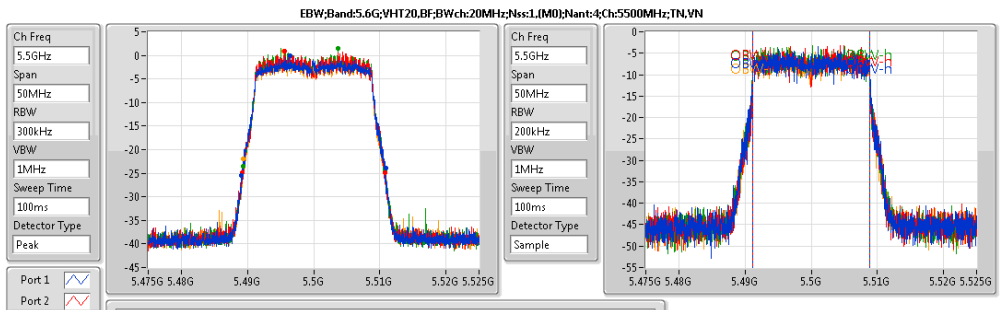

26dB(Hz)	Fl-26dB(Hz)	Fh-26dB(Hz)	OBW(Hz)	Fl-OBW(Hz)	Fh-OBW(Hz)	Limit(Hz)	Port
21.775M	5.4891G	5.510875G	17.766M	5.491129G	5.508896G	Inf	1
21.5M	5.489275G	5.510775G	17.691M	5.491154G	5.508846G	Inf	2
21.45M	5.4893G	5.51075G	17.716M	5.491129G	5.508846G	Inf	3
21.475M	5.48935G	5.510825G	17.741M	5.491104G	5.508846G	Inf	4

EBW;Band:5.6G;VHT20,BF;BWch:20MHz;Nss:1,(M0);Nant:4;Ch:5580MHz;TN,VN

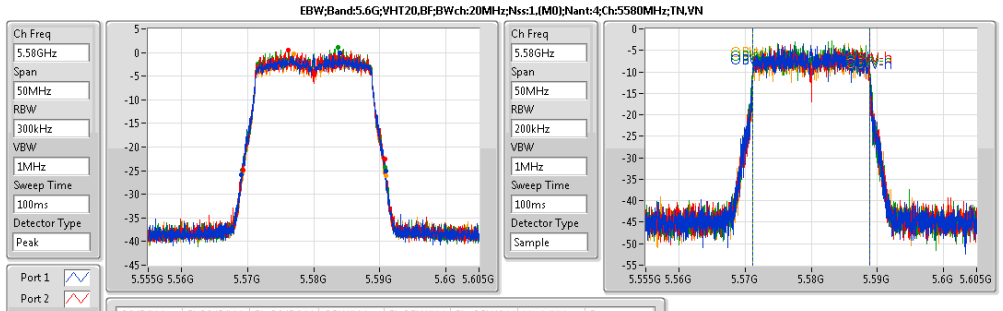

26dB(Hz)	Fl-26dB(Hz)	Fh-26dB(Hz)	OBW(Hz)	Fl-OBW(Hz)	Fh-OBW(Hz)	Limit(Hz)	Port
21.825M	5.569125G	5.59095G	17.766M	5.571129G	5.588896G	Inf	1
21.55M	5.5693G	5.59085G	17.741M	5.571129G	5.588871G	Inf	2
21.525M	5.5692G	5.590725G	17.791M	5.571104G	5.588896G	Inf	3
21.625M	5.56925G	5.590875G	17.741M	5.571154G	5.588896G	Inf	4

EBW;Band:5.6G;VHT20,BF;BWch:20MHz;Nss:1,(M0);Nant:4;Ch:5700MHz;TN,VN

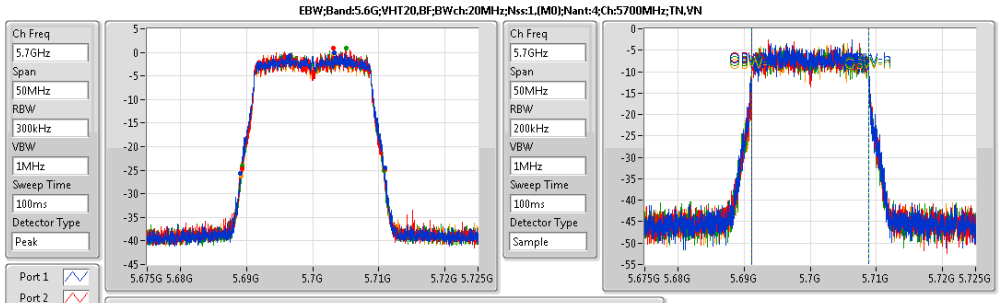

26dB(Hz)	Fl-26dB(Hz)	Fh-26dB(Hz)	OBW(Hz)	Fl-OBW(Hz)	Fh-OBW(Hz)	Limit(Hz)	Port
21.8M	5.6891G	5.7109G	17.766M	5.691104G	5.708871G	Inf	1
21.5M	5.689375G	5.710875G	17.791M	5.691104G	5.708896G	Inf	2
21.5M	5.6893G	5.7108G	17.741M	5.691129G	5.708871G	Inf	3
21.7M	5.689175G	5.710875G	17.741M	5.691154G	5.708896G	Inf	4

EBW;Band:5.6G;VHT20,BF;BWch:20MHz;Nss:1,(M0);Nant:4;Ch:5720MHz;TN,VN

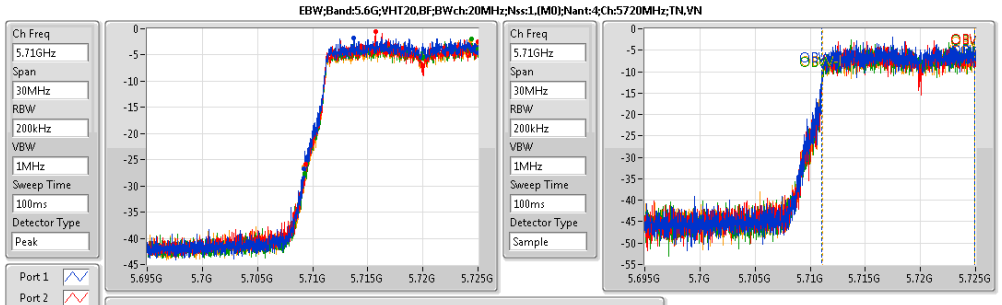

26dB(Hz)	Fl-26dB(Hz)	Fh-26dB(Hz)	OBW(Hz)	Fl-OBW(Hz)	Fh-OBW(Hz)	Limit(Hz)	Port
15.825M	5.709175G	5.725G	13.898M	5.711034G	5.724933G	Inf	1
15.66M	5.70934G	5.725G	13.853M	5.711064G	5.724918G	Inf	2
15.75M	5.70925G	5.725G	13.883M	5.711064G	5.724948G	Inf	3
15.81M	5.70919G	5.725G	13.853M	5.711094G	5.724948G	Inf	4

EBW;Band:5.6G;VHT40,BF;BWch:40MHz;Nss:1,(M0);Nant:4;Ch:5510MHz;TN,VN

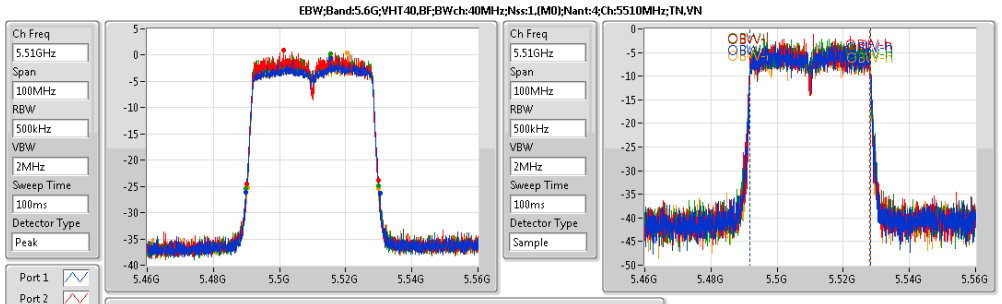

26dB(Hz)	Fl-26dB(Hz)	Fh-26dB(Hz)	OBW(Hz)	Fl-OBW(Hz)	Fh-OBW(Hz)	Limit(Hz)	Port
40.6M	5.4898G	5.5304G	36.282M	5.491859G	5.528141G	Inf	1
39.75M	5.49015G	5.5299G	36.282M	5.491809G	5.528091G	Inf	2
40M	5.4899G	5.5299G	36.332M	5.491809G	5.528141G	Inf	3
39.7M	5.49025G	5.52995G	36.432M	5.491759G	5.528191G	Inf	4

EBW;Band:5.6G;VHT40,BF;BWch:40MHz;Nss:1,(M0);Nant:4;Ch:5550MHz;TN,VN

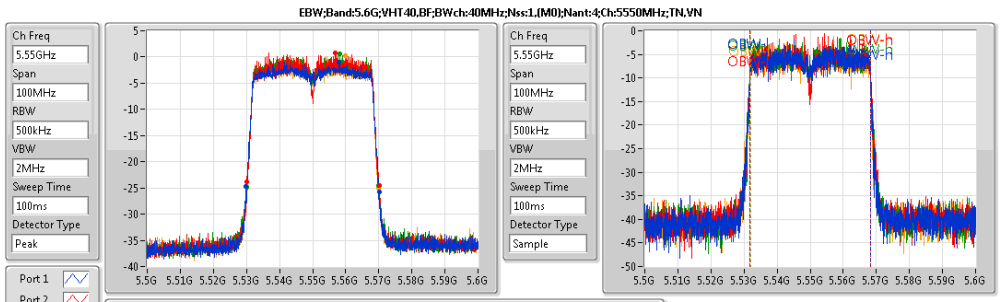

26dB(Hz)	Fl-26dB(Hz)	Fh-26dB(Hz)	OBW(Hz)	Fl-OBW(Hz)	Fh-OBW(Hz)	Limit(Hz)	Port
40.4M	5.52975G	5.57015G	36.282M	5.531859G	5.568141G	Inf	1
40M	5.5301G	5.5701G	36.332M	5.531859G	5.568191G	Inf	2
39.8M	5.53015G	5.56995G	36.332M	5.531809G	5.568141G	Inf	3
40M	5.53005G	5.57005G	36.232M	5.531909G	5.568141G	Inf	4

EBW;Band:5.6G;VHT40,BF;BWch:40MHz;Nss:1,(M0);Nant:4;Ch:5670MHz;TN,VN

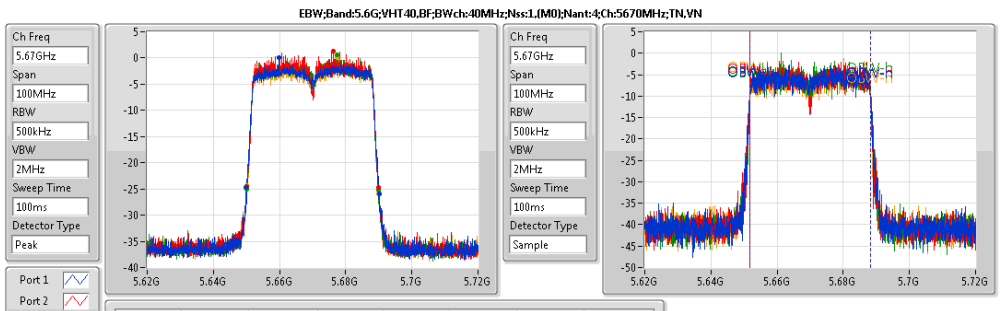

26dB(Hz)	Fl-26dB(Hz)	Fh-26dB(Hz)	OBW(Hz)	Fl-OBW(Hz)	Fh-OBW(Hz)	Limit(Hz)	Port
40.35M	5.64985G	5.6902G	36.282M	5.651859G	5.688141G	Inf	1
39.8M	5.6501G	5.6899G	36.332M	5.651859G	5.688191G	Inf	2
40M	5.65G	5.69G	36.332M	5.651809G	5.688141G	Inf	3
39.9M	5.65015G	5.69005G	36.382M	5.651809G	5.688191G	Inf	4

EBW;Band:5.6G;VHT40,BF;BWch:40MHz;Nss:1,(M0);Nant:4;Ch:5710MHz;TN,VN

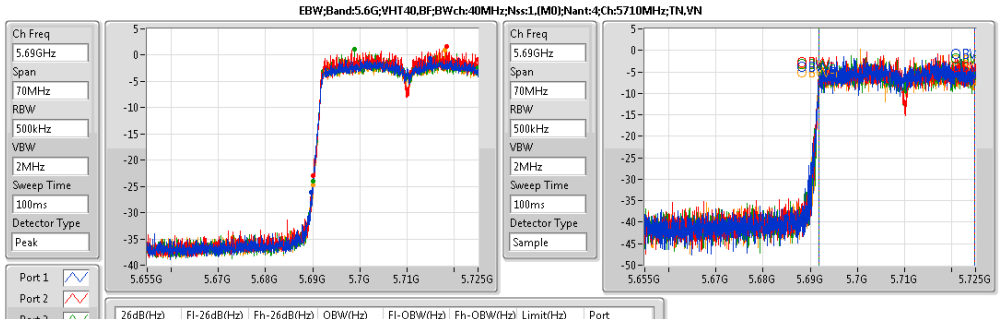

26dB(Hz)	Fl-26dB(Hz)	Fh-26dB(Hz)	OBW(Hz)	Fl-OBW(Hz)	Fh-OBW(Hz)	Limit(Hz)	Port
35.245M	5.689755G	5.725G	32.989M	5.691819G	5.724808G	Inf	1
34.825M	5.690175G	5.725G	33.058M	5.691784G	5.724843G	Inf	2
34.895M	5.690105G	5.725G	32.954M	5.691854G	5.724808G	Inf	3
34.825M	5.690175G	5.725G	32.989M	5.691819G	5.724808G	Inf	4

EBW;Band:5.6G;VHT80,BF;BWch:80MHz;Nss:1,(M0);Nant:4;Ch:5530MHz;TN,VN

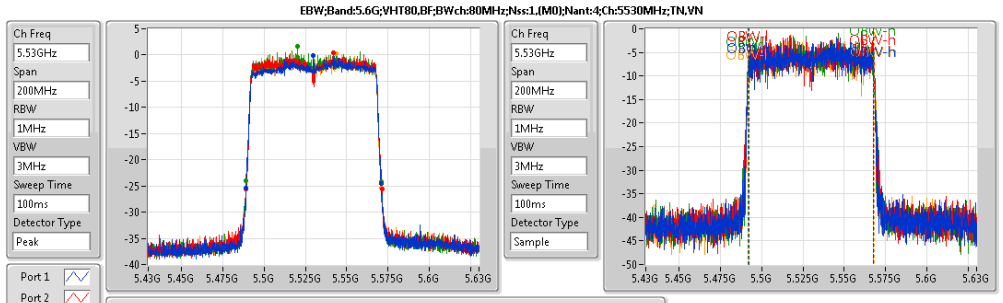

26dB(Hz)	Fl-26dB(Hz)	Fh-26dB(Hz)	OBW(Hz)	Fl-OBW(Hz)	Fh-OBW(Hz)	Limit(Hz)	Port
82.1M	5.489G	5.5711G	75.762M	5.492119G	5.567881G	Inf	1
82.5M	5.4889G	5.5714G	75.562M	5.492219G	5.567781G	Inf	2
81.6M	5.4893G	5.5709G	75.862M	5.492019G	5.567881G	Inf	3
81.9M	5.4892G	5.5711G	75.962M	5.492019G	5.567981G	Inf	4

EBW;Band:5.6G;VHT80,BF;BWch:80MHz;Nss:1,(M0);Nant:4;Ch:5610MHz;TN,VN

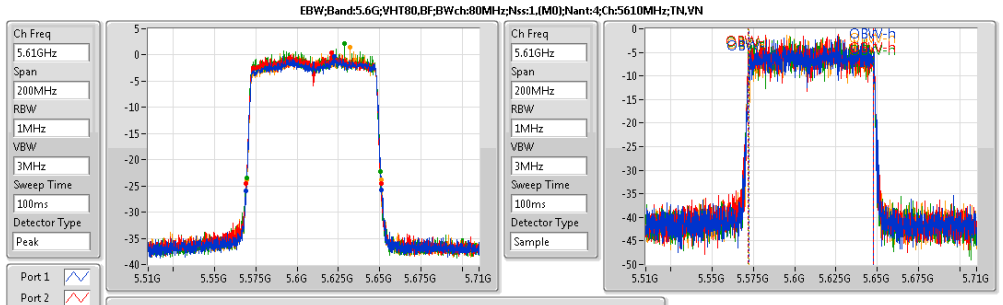

26dB(Hz)	Fl-26dB(Hz)	Fh-26dB(Hz)	OBW(Hz)	Fl-OBW(Hz)	Fh-OBW(Hz)	Limit(Hz)	Port
82.2M	5.569G	5.6512G	75.762M	5.572119G	5.647881G	Inf	1
81.6M	5.5693G	5.6509G	75.962M	5.571919G	5.647881G	Inf	2
81M	5.5695G	5.6505G	75.862M	5.572019G	5.647881G	Inf	3
81.2M	5.5696G	5.6508G	75.762M	5.572119G	5.647881G	Inf	4

EBW;Band:5.6G;VHT80,BF;BWch:80MHz;Nss:1,(M0);Nant:4;Ch:5690MHz;TN,VN

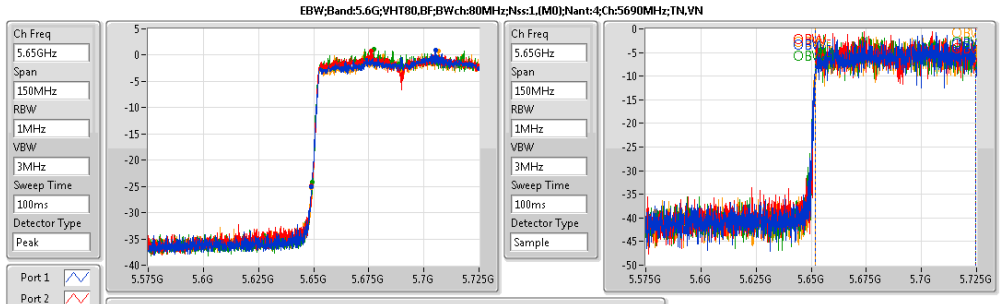

26dB(Hz)	Fl-26dB(Hz)	Fh-26dB(Hz)	OBW(Hz)	Fl-OBW(Hz)	Fh-OBW(Hz)	Limit(Hz)	Port
75.9M	5.6491G	5.725G	72.489M	5.651949G	5.724438G	Inf	1
75.9M	5.6491G	5.725G	72.489M	5.652024G	5.724513G	Inf	2
75.6M	5.6494G	5.725G	72.489M	5.652024G	5.724513G	Inf	3
76.125M	5.648875G	5.725G	72.714M	5.652024G	5.724738G	Inf	4

EBW;Band:5.8G;VHT20,BF;BWch:20MHz;Nss:1,(M0);Nant:4;Ch:5720MHz;TN,VN

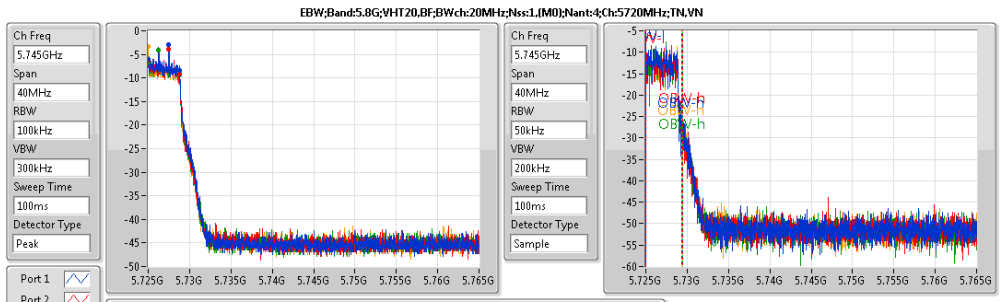

6dB(Hz)	Fl-6dB(Hz)	Fh-6dB(Hz)	OBW(Hz)	Fl-OBW(Hz)	Fh-OBW(Hz)	Limit(Hz)	Port
3.8M	5.725G	5.7288G	4.378M	5.72501G	5.729388G	500k	1
3.8M	5.725G	5.7288G	4.398M	5.72501G	5.729408G	500k	2
3.8M	5.725G	5.7288G	4.418M	5.72501G	5.729428G	500k	3
3.8M	5.725G	5.7288G	4.378M	5.72501G	5.729388G	500k	4

EBW;Band:5.8G;VHT40,BF;BWch:40MHz;Nss:1,(M0);Nant:4;Ch:5710MHz;TN,VN

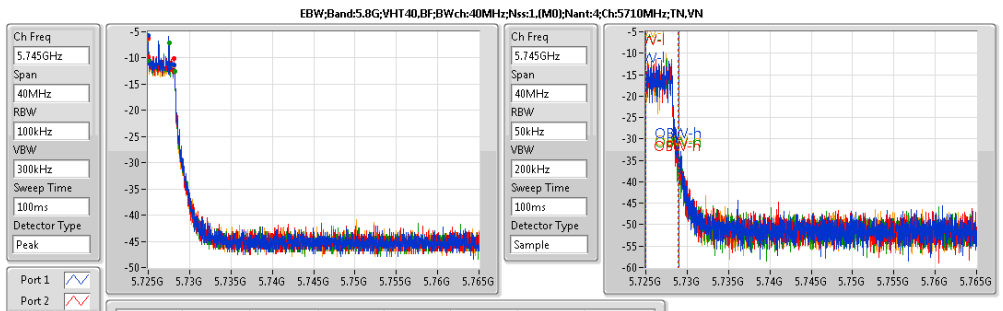

6dB(Hz)	Fl-6dB(Hz)	Fh-6dB(Hz)	OBW(Hz)	Fl-OBW(Hz)	Fh-OBW(Hz)	Limit(Hz)	Port
3.14M	5.725G	5.72814G	4.018M	5.72501G	5.729028G	500k	1
3.16M	5.725G	5.72816G	3.878M	5.72501G	5.728888G	500k	2
3.18M	5.725G	5.72818G	3.958M	5.72501G	5.728968G	500k	3
3.16M	5.725G	5.72816G	3.998M	5.72501G	5.729008G	500k	4

EBW;Band:5.8G;VHT80,BF;BWch:80MHz;Nss:1,(M0);Nant:4;Ch:5690MHz;TN,VN

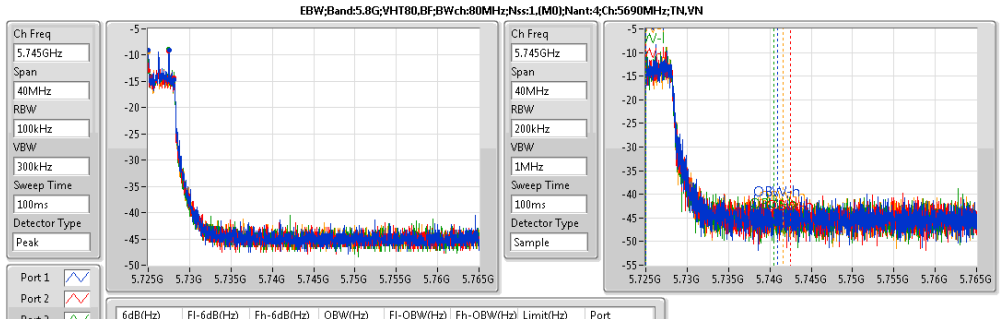

6dB(Hz)	Fl-6dB(Hz)	Fh-6dB(Hz)	OBW(Hz)	Fl-OBW(Hz)	Fh-OBW(Hz)	Limit(Hz)	Port
3.14M	5.725G	5.72814G	15.932M	5.72501G	5.740942G	500k	1
3.16M	5.725G	5.72816G	17.411M	5.72503G	5.742441G	500k	2
3.16M	5.725G	5.72816G	15.492M	5.72501G	5.740502G	500k	3
3.16M	5.725G	5.72816G	16.612M	5.72501G	5.741622G	500k	4

Summary

Mode	Sum (dBm)	Sum (W)	EIRP (dBm)	EIRP (W)
5.3G;11a;Nss1;Ntx4	21.10	0.12882	24.10	0.25704
5.3G;VHT20;Nss1,(M0);Ntx4	20.74	0.11858	23.74	0.23659
5.3G;VHT40;Nss1,(M0);Ntx4	23.76	0.23768	26.76	0.47424
5.3G;VHT80;Nss1,(M0);Ntx4	18.63	0.07295	21.63	0.14555
5.6G;11a;Nss1;Ntx4	20.83	0.12106	23.83	0.24155
5.6G;VHT20;Nss1,(M0);Ntx4	20.68	0.11695	23.68	0.23335
5.6G;VHT40;Nss1,(M0);Ntx4	23.82	0.24099	26.82	0.48084
5.6G;VHT80;Nss1,(M0);Ntx4	23.90	0.24547	26.90	0.48978
5.8G;11a;Nss1;Ntx4	13.36	0.02168	16.36	0.04325
5.8G;VHT20;Nss1,(M0);Ntx4	14.05	0.02541	17.05	0.0507
5.8G;VHT40;Nss1,(M0);Ntx4	13.30	0.02138	16.30	0.04266
5.8G;VHT80;Nss1,(M0);Ntx4	10.18	0.01042	13.18	0.0208
5.3G;VHT20,BF;Nss1,(M0);Ntx4	20.93	0.12388	29.95	0.98855
5.3G;VHT40,BF;Nss1,(M0);Ntx4	20.95	0.12445	29.97	0.99312
5.3G;VHT80,BF;Nss1,(M0);Ntx4	19.81	0.09572	28.83	0.76384
5.6G;VHT20,BF;Nss1,(M0);Ntx4	20.88	0.12246	29.90	0.97724
5.6G;VHT40,BF;Nss1,(M0);Ntx4	20.71	0.11776	29.73	0.93972
5.6G;VHT80,BF;Nss1,(M0);Ntx4	20.88	0.12246	29.90	0.97724
5.8G;VHT20,BF;Nss1,(M0);Ntx4	13.55	0.02265	22.57	0.18072
5.8G;VHT40,BF;Nss1,(M0);Ntx4	10.18	0.01042	19.20	0.08318
5.8G;VHT80,BF;Nss1,(M0);Ntx4	6.75	0.00473	15.77	0.03776

Result

Mode	Result	DG (dBi)	Sum (dBm)	Sum Lim. (dBm)	EIRP (dBm)	EIRP Lim. (dBm)	P1 (dBm)	P2 (dBm)	P3 (dBm)	P4 (dBm)
5.3G;11a;Nss1;Ntx4;5260	Pass	3.00	21.10	23.98	24.10	30.00	14.94	15.21	15.22	14.95
5.3G;11a;Nss1;Ntx4;5300	Pass	3.00	20.75	23.98	23.75	30.00	14.51	14.49	14.95	14.93
5.3G;11a;Nss1;Ntx4;5320	Pass	3.00	20.71	23.98	23.71	30.00	14.18	14.19	15.15	15.14
5.3G;VHT20;Nss1,(M0);Ntx4;5260	Pass	3.00	20.74	23.98	23.74	30.00	13.82	15.34	15.21	14.35
5.3G;VHT20;Nss1,(M0);Ntx4;5300	Pass	3.00	20.73	23.98	23.73	30.00	14.08	15.22	15.16	14.27
5.3G;VHT20;Nss1,(M0);Ntx4;5320	Pass	3.00	20.67	23.98	23.67	30.00	13.87	15.13	15.18	14.29
5.3G;VHT40;Nss1,(M0);Ntx4;5270	Pass	3.00	23.76	23.98	26.76	30.00	17.62	17.85	17.86	17.63
5.3G;VHT40;Nss1,(M0);Ntx4;5310	Pass	3.00	19.56	23.98	22.56	30.00	13.35	13.74	13.74	13.32
5.3G;VHT80;Nss1,(M0);Ntx4;5290	Pass	3.00	18.63	23.98	21.63	30.00	11.80	11.80	13.28	13.29
5.6G;11a;Nss1;Ntx4;5500	Pass	3.00	20.72	23.98	23.72	30.00	14.65	14.87	14.64	14.65
5.6G;11a;Nss1;Ntx4;5580	Pass	3.00	20.83	23.98	23.83	30.00	14.33	14.33	15.24	15.23
5.6G;11a;Nss1;Ntx4;5700	Pass	3.00	20.58	23.98	23.58	30.00	14.12	14.12	14.97	14.95
5.6G;11a;Nss1;Ntx4;5720	Pass	3.00	19.97	22.96	22.97	28.96	14.17	13.82	14.17	13.62
5.6G;VHT20;Nss1,(M0);Ntx4;5500	Pass	3.00	20.63	23.98	23.63	30.00	14.15	14.61	15.06	14.56
5.6G;VHT20;Nss1,(M0);Ntx4;5580	Pass	3.00	20.68	23.98	23.68	30.00	14.16	14.34	15.21	14.83
5.6G;VHT20;Nss1,(M0);Ntx4;5700	Pass	3.00	20.57	23.98	23.57	30.00	14.08	14.37	15.13	14.54
5.6G;VHT20;Nss1,(M0);Ntx4;5720	Pass	3.00	19.57	23.10	22.57	29.10	13.07	13.02	14.25	13.74
5.6G;VHT40;Nss1,(M0);Ntx4;5510	Pass	3.00	20.27	23.98	23.27	30.00	14.08	14.07	14.73	14.06
5.6G;VHT40;Nss1,(M0);Ntx4;5550	Pass	3.00	23.82	23.98	26.82	30.00	17.53	17.53	18.05	18.05
5.6G;VHT40;Nss1,(M0);Ntx4;5670	Pass	3.00	23.56	23.98	26.56	30.00	17.43	17.65	17.65	17.44
5.6G;VHT40;Nss1,(M0);Ntx4;5710	Pass	3.00	23.63	23.98	26.63	30.00	17.75	17.48	17.83	17.38
5.6G;VHT80;Nss1,(M0);Ntx4;5530	Pass	3.00	20.09	23.98	23.09	30.00	13.81	13.79	14.34	14.32
5.6G;VHT80;Nss1,(M0);Ntx4;5610	Pass	3.00	23.86	23.98	26.86	30.00	17.91	17.78	17.76	17.92
5.6G;VHT80;Nss1,(M0);Ntx4;5690	Pass	3.00	23.90	23.98	26.90	30.00	17.84	17.74	18.14	17.80
5.8G;11a;Nss1;Ntx4;5720	Pass	3.00	13.36	30.00	16.36	36.00	7.36	6.64	7.84	7.43
5.8G;VHT20;Nss1,(M0);Ntx4;5720	Pass	3.00	14.05	30.00	17.05	36.00	7.88	7.56	8.56	8.07
5.8G;VHT40;Nss1,(M0);Ntx4;5710	Pass	3.00	13.30	30.00	16.30	36.00	7.45	7.08	7.53	7.05
5.8G;VHT80;Nss1,(M0);Ntx4;5690	Pass	3.00	10.18	30.00	13.18	36.00	4.37	3.84	4.15	4.27
5.3G;VHT20,BF;Nss1,(M0);Ntx4;5260	Pass	9.02	20.86	20.96	29.88	30.00	13.86	13.86	15.65	15.64
5.3G;VHT20,BF;Nss1,(M0);Ntx4;5300	Pass	9.02	20.83	20.96	29.85	30.00	14.02	14.03	15.51	15.44
5.3G;VHT20,BF;Nss1,(M0);Ntx4;5320	Pass	9.02	20.93	20.96	29.95	30.00	14.28	14.25	15.48	15.47
5.3G;VHT40,BF;Nss1,(M0);Ntx4;5270	Pass	9.02	20.95	20.96	29.97	30.00	13.93	13.94	15.73	15.73
5.3G;VHT40,BF;Nss1,(M0);Ntx4;5310	Pass	9.02	20.44	20.96	29.46	30.00	14.34	14.50	14.51	14.34
5.3G;VHT80,BF;Nss1,(M0);Ntx4;5290	Pass	9.02	19.81	20.96	28.83	30.00	12.91	13.86	14.48	13.77
5.6G;VHT20,BF;Nss1,(M0);Ntx4;5500	Pass	9.02	20.55	20.96	29.57	30.00	14.02	14.13	14.93	14.94
5.6G;VHT20,BF;Nss1,(M0);Ntx4;5580	Pass	9.02	20.50	20.96	29.52	30.00	14.12	14.11	14.80	14.82
5.6G;VHT20,BF;Nss1,(M0);Ntx4;5700	Pass	9.02	20.88	20.96	29.90	30.00	15.00	14.99	14.72	14.71
5.6G;VHT20,BF;Nss1,(M0);Ntx4;5720	Pass	9.02	19.22	19.98	28.24	29.00	13.63	12.98	13.26	12.90
5.6G;VHT40,BF;Nss1,(M0);Ntx4;5510	Pass	9.02	20.70	20.96	29.72	30.00	14.26	14.26	15.05	15.06
5.6G;VHT40,BF;Nss1,(M0);Ntx4;5550	Pass	9.02	20.62	20.96	29.64	30.00	14.44	14.43	14.76	14.77
5.6G;VHT40,BF;Nss1,(M0);Ntx4;5670	Pass	9.02	20.71	20.96	29.73	30.00	14.64	14.65	14.73	14.75
5.6G;VHT40,BF;Nss1,(M0);Ntx4;5710	Pass	9.02	20.56	20.96	29.58	30.00	14.76	14.45	14.58	14.36
5.6G;VHT80,BF;Nss1,(M0);Ntx4;5530	Pass	9.02	20.88	20.96	29.90	30.00	14.71	14.65	15.41	14.62
5.6G;VHT80,BF;Nss1,(M0);Ntx4;5610	Pass	9.02	20.50	20.96	29.52	30.00	14.37	14.43	14.36	14.75
5.6G;VHT80,BF;Nss1,(M0);Ntx4;5690	Pass	9.02	20.39	20.96	29.41	30.00	14.25	14.32	14.58	14.30
5.8G;VHT20,BF;Nss1,(M0);Ntx4;5720	Pass	9.02	13.55	26.98	22.57	36.00	7.99	7.23	7.57	7.30
5.8G;VHT40,BF;Nss1,(M0);Ntx4;5710	Pass	9.02	10.18	26.98	19.20	36.00	4.41	4.11	4.12	3.97
5.8G;VHT80,BF;Nss1,(M0);Ntx4;5690	Pass	9.02	6.75	26.98	15.77	36.00	0.98	0.42	0.82	0.66

PowerAV;Band:5.6G;11a;BWch:20MHz;Nss:1;Nant:4;Ch:5720MHz;TN,VN

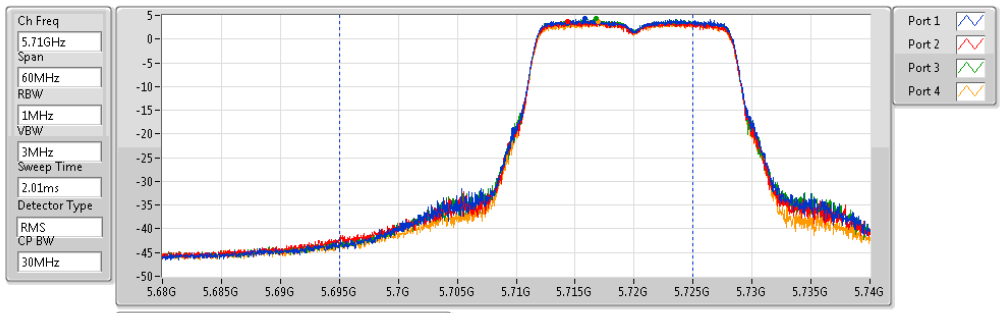

Sum(dBm)	P1(dBm)	P2(dBm)	P3(dBm)	P4(dBm)
19.97	14.17	13.82	14.17	13.62

PowerAV;Band:5.6G;VHT20;BWch:20MHz;Nss:1,(M0);Nant:4;Ch:5720MHz;TN,VN

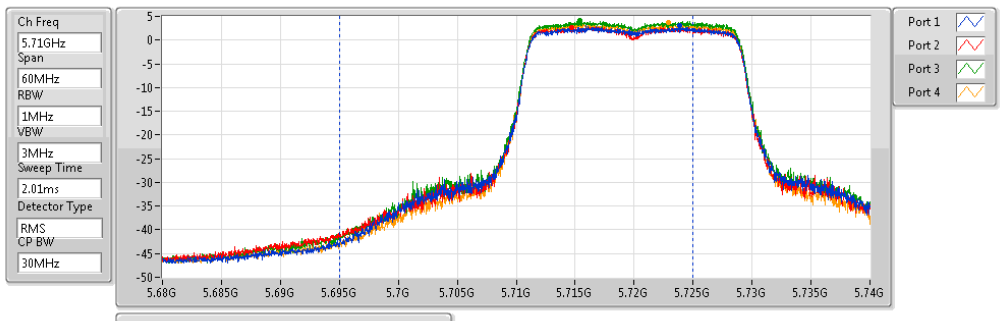

Sum(dBm)	P1(dBm)	P2(dBm)	P3(dBm)	P4(dBm)
19.57	13.07	13.02	14.25	13.74

PowerAV;Band:5.6G;VHT40;BWch:40MHz;Nss:1,(M0);Nant:4;Ch:5710MHz;TN,VN

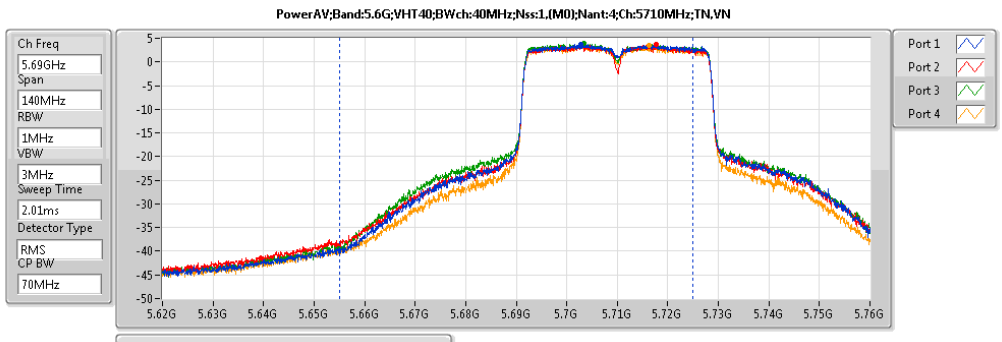

Sum(dBm)	P1(dBm)	P2(dBm)	P3(dBm)	P4(dBm)
23.63	17.75	17.48	17.83	17.38

PowerAV;Band:5.6G;VHT80;BWch:80MHz;Nss:1,(M0);Nant:4;Ch:5690MHz;TN,VN

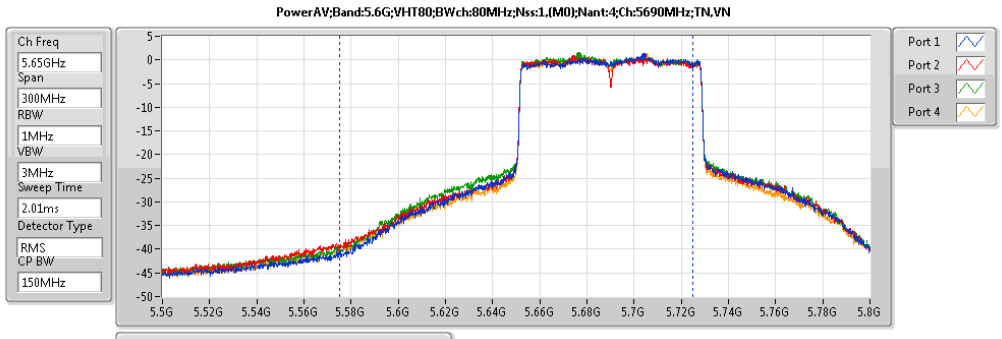

Sum(dBm)	P1(dBm)	P2(dBm)	P3(dBm)	P4(dBm)
23.90	17.84	17.74	18.14	17.80

PowerAV;Band:5.8G;11a;BWch:20MHz;Nss:1;Nant:4;Ch:5720MHz;TN,VN

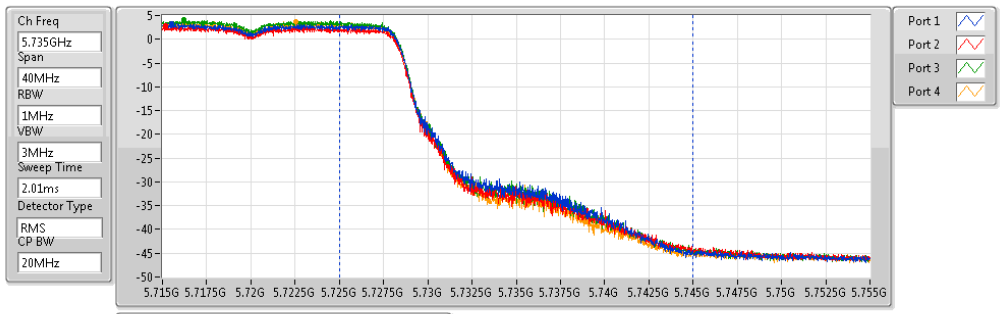

Sum(dBm)	P1(dBm)	P2(dBm)	P3(dBm)	P4(dBm)
13.36	7.36	6.64	7.84	7.43

PowerAV;Band:5.8G;VHT20;BWch:20MHz;Nss:1,(M0);Nant:4;Ch:5720MHz;TN,VN

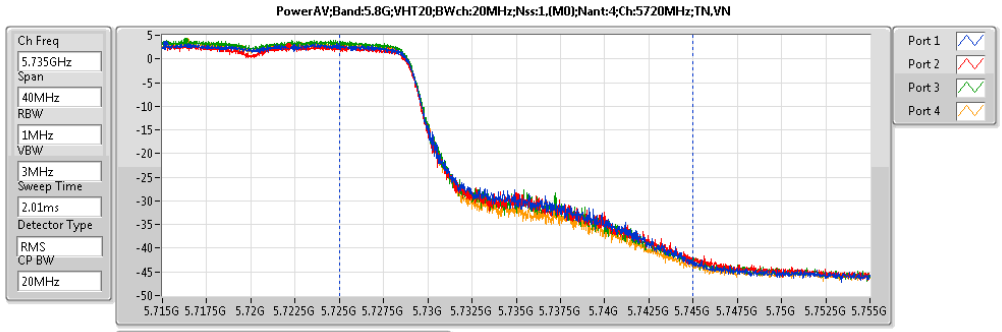

Sum(dBm)	P1(dBm)	P2(dBm)	P3(dBm)	P4(dBm)
14.05	7.88	7.56	8.56	8.07

PowerAV;Band:5.8G;VHT40;BWch:40MHz;Nss:1,(M0);Nant:4;Ch:5710MHz;TN,VN

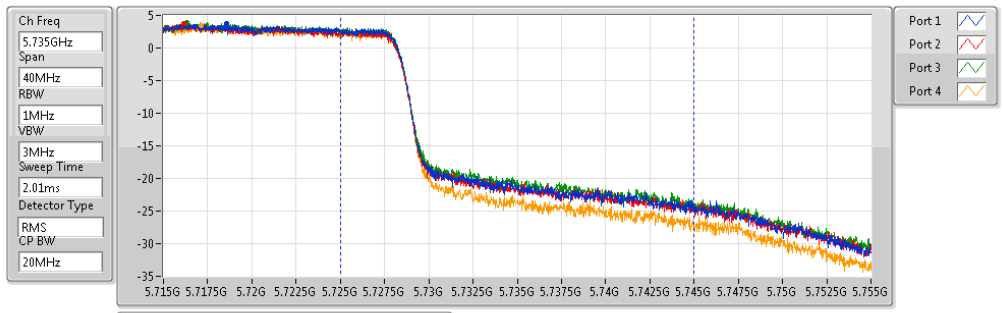

Sum(dBm)	P1(dBm)	P2(dBm)	P3(dBm)	P4(dBm)
13.31	7.45	7.08	7.53	7.05

PowerAV;Band:5.8G;VHT80;BWch:80MHz;Nss:1,(M0);Nant:4;Ch:5690MHz;TN,VN

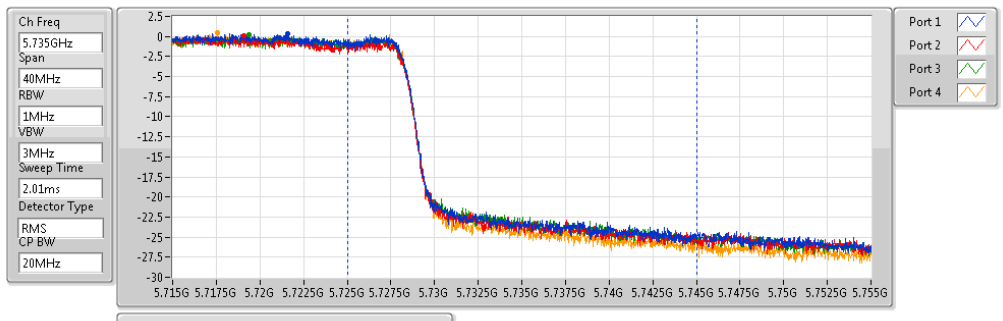

Sum(dBm)	P1(dBm)	P2(dBm)	P3(dBm)	P4(dBm)
10.18	4.37	3.84	4.15	4.27

PowerAV;Band:5.6G;VHT20,BF;BWch:20MHz;Nss:1,(M0);Nant:4;Ch:5720MHz;TN,VN

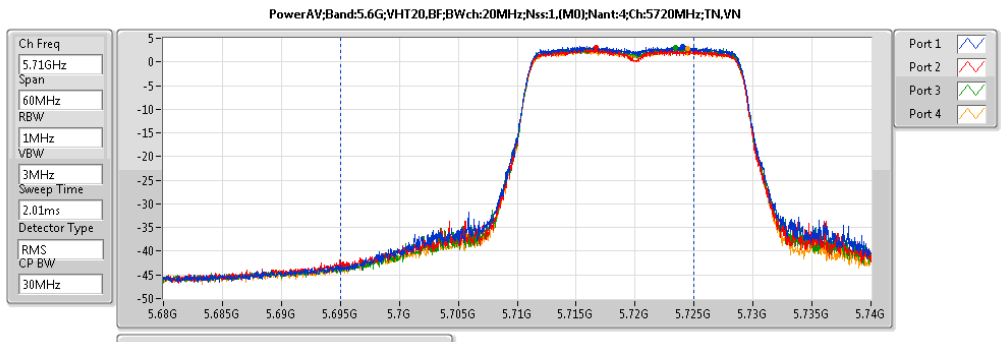

Sum(dBm)	P1(dBm)	P2(dBm)	P3(dBm)	P4(dBm)
19.22	13.63	12.98	13.26	12.90

PowerAV;Band:5.6G;VHT40,BF;BWch:40MHz;Nss:1,(M0);Nant:4;Ch:5710MHz;TN,VN

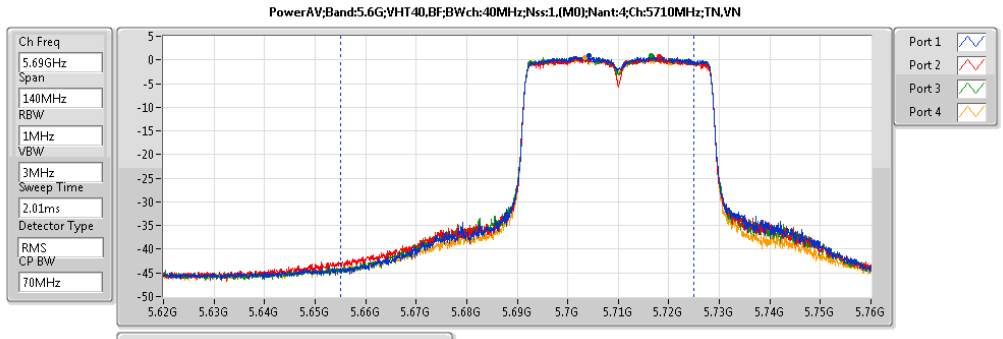

Sum(dBm)	P1(dBm)	P2(dBm)	P3(dBm)	P4(dBm)
20.56	14.76	14.45	14.58	14.36

PowerAV;Band:5.6G;VHT80,BF;BWch:80MHz;Nss:1,(M0);Nant:4;Ch:5690MHz;TN,VN

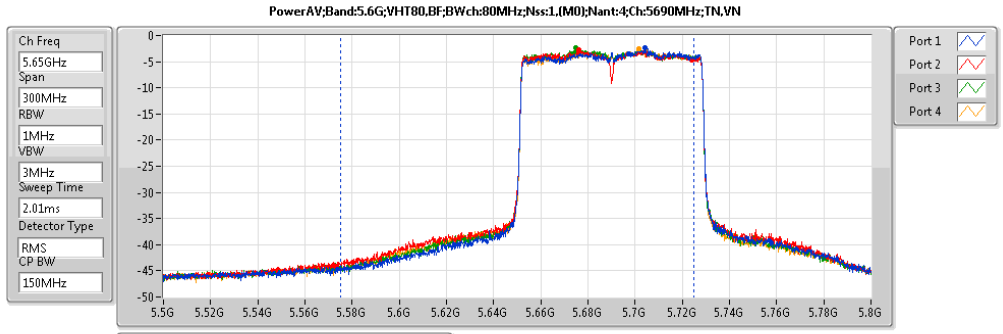

Sum(dBm)	P1(dBm)	P2(dBm)	P3(dBm)	P4(dBm)
20.39	14.25	14.32	14.58	14.30

PowerAV;Band:5.8G;VHT20,BF;BWch:20MHz;Nss:1,(M0);Nant:4;Ch:5720MHz;TN,VN

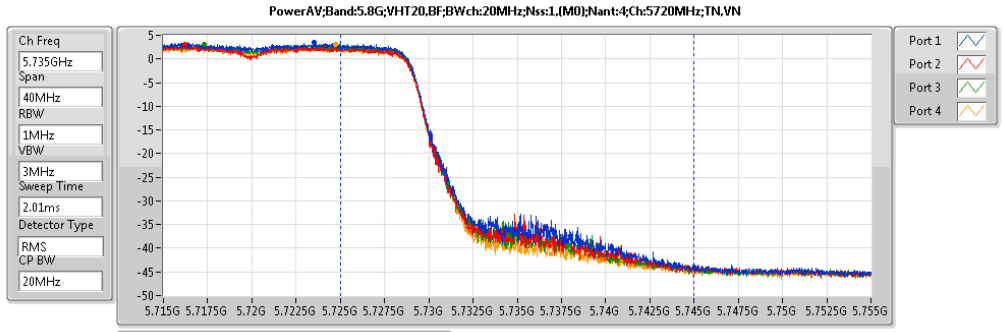

Sum(dBm)	P1(dBm)	P2(dBm)	P3(dBm)	P4(dBm)
13.55	7.99	7.23	7.57	7.30

PowerAV;Band:5.8G;VHT40,BF;BWch:40MHz;Nss:1,(M0);Nant:4;Ch:5710MHz;TN,VN

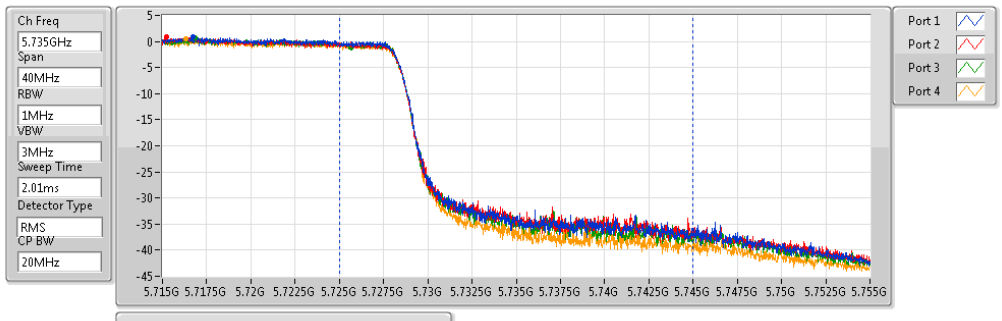

Sum(dBm)	P1(dBm)	P2(dBm)	P3(dBm)	P4(dBm)
10.17	4.41	4.11	4.12	3.97

PowerAV;Band:5.8G;VHT80,BF;BWch:80MHz;Nss:1,(M0);Nant:4;Ch:5690MHz;TN,VN

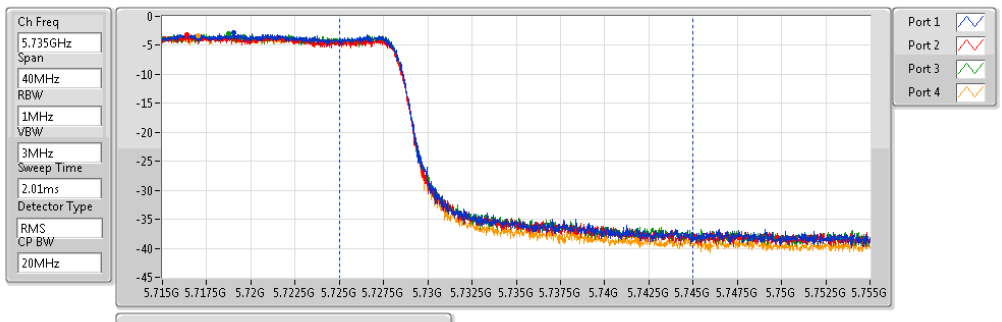

Sum(dBm)	P1(dBm)	P2(dBm)	P3(dBm)	P4(dBm)
6.75	0.98	0.42	0.82	0.66

Summary

Mode	Sum (dBm)	Sum (W)	EIRP (dBm)	EIRP (W)
5.3G;11a;Nss1;Ntx4	14.18	0.02618	23.58	0.22803
5.3G;VHT20;Nss1,(M0);Ntx4	14.65	0.02917	24.05	0.2541
5.3G;VHT40;Nss1,(M0);Ntx4	17.73	0.05929	27.13	0.51642
5.3G;VHT80;Nss1,(M0);Ntx4	16.10	0.04074	25.50	0.35481
5.6G;11a;Nss1;Ntx4	14.55	0.02851	23.95	0.24831
5.6G;VHT20;Nss1,(M0);Ntx4	14.82	0.03034	24.22	0.26424
5.6G;VHT40;Nss1,(M0);Ntx4	17.90	0.06166	27.30	0.53703
5.6G;VHT80;Nss1,(M0);Ntx4	20.48	0.11169	29.88	0.97275
5.8G;11a;Nss1;Ntx4	7.35	0.00543	16.75	0.04732
5.8G;VHT20;Nss1,(M0);Ntx4	7.82	0.00605	17.22	0.05272
5.8G;VHT40;Nss1,(M0);Ntx4	6.77	0.00475	16.17	0.0414
5.8G;VHT80;Nss1,(M0);Ntx4	6.74	0.00472	16.14	0.04111
5.3G;VHT20,BF;Nss1,(M0);Ntx4	14.51	0.02825	29.93	0.98401
5.3G;VHT40,BF;Nss1,(M0);Ntx4	14.39	0.02748	29.81	0.95719
5.3G;VHT80,BF;Nss1,(M0);Ntx4	14.42	0.02767	29.84	0.96383
5.6G;VHT20,BF;Nss1,(M0);Ntx4	14.55	0.02851	29.97	0.99312
5.6G;VHT40,BF;Nss1,(M0);Ntx4	14.39	0.02748	29.81	0.95719
5.6G;VHT80,BF;Nss1,(M0);Ntx4	14.48	0.02805	29.90	0.97724
5.8G;VHT20,BF;Nss1,(M0);Ntx4	7.83	0.00607	23.25	0.21135
5.8G;VHT40,BF;Nss1,(M0);Ntx4	3.88	0.00244	19.30	0.08511
5.8G;VHT80,BF;Nss1,(M0);Ntx4	0.77	0.00119	16.19	0.04159

Result

Mode	Result	DG (dBi)	Sum (dBm)	Sum Lim. (dBm)	EIRP (dBm)	EIRP Lim. (dBm)	P1 (dBm)	P2 (dBm)	P3 (dBm)	P4 (dBm)
5.3G;11a;Nss1;Ntx4;5260	Pass	9.40	13.96	20.58	23.36	30.00	7.47	7.38	8.65	8.13
5.3G;11a;Nss1;Ntx4;5300	Pass	9.40	14.06	20.58	23.46	30.00	7.59	7.60	8.67	8.20
5.3G;11a;Nss1;Ntx4;5320	Pass	9.40	14.18	20.58	23.58	30.00	8.05	8.15	8.28	8.16
5.3G;VHT20;Nss1,(M0);Ntx4;5260	Pass	9.40	14.65	20.58	24.05	30.00	8.39	8.86	8.86	8.38
5.3G;VHT20;Nss1,(M0);Ntx4;5300	Pass	9.40	14.56	20.58	23.96	30.00	7.83	8.81	8.99	8.44
5.3G;VHT20;Nss1,(M0);Ntx4;5320	Pass	9.40	14.58	20.58	23.98	30.00	8.19	8.23	8.49	9.25
5.3G;VHT40;Nss1,(M0);Ntx4;5270	Pass	9.40	17.44	20.58	26.84	30.00	11.02	11.71	11.71	11.21
5.3G;VHT40;Nss1,(M0);Ntx4;5310	Pass	9.40	17.73	20.58	27.13	30.00	10.92	10.91	12.37	12.38
5.3G;VHT80;Nss1,(M0);Ntx4;5290	Pass	9.40	16.10	20.58	25.50	30.00	9.31	9.26	10.76	10.75
5.6G;11a;Nss1;Ntx4;5500	Pass	9.40	14.49	20.58	23.89	30.00	8.21	8.20	8.72	8.73
5.6G;11a;Nss1;Ntx4;5580	Pass	9.40	14.08	20.58	23.48	30.00	8.10	8.05	8.22	7.88
5.6G;11a;Nss1;Ntx4;5700	Pass	9.40	14.55	20.58	23.95	30.00	8.66	8.65	8.40	8.38
5.6G;11a;Nss1;Ntx4;5720	Pass	9.40	13.54	19.53	22.94	28.93	7.85	7.62	7.38	7.20
5.6G;VHT20;Nss1,(M0);Ntx4;5500	Pass	9.40	14.64	20.58	24.04	30.00	8.48	8.46	9.16	8.31
5.6G;VHT20;Nss1,(M0);Ntx4;5580	Pass	9.40	14.82	20.58	24.22	30.00	8.60	8.61	8.99	9.00
5.6G;VHT20;Nss1,(M0);Ntx4;5700	Pass	9.40	14.82	20.58	24.22	30.00	9.01	9.04	8.53	8.61
5.6G;VHT20;Nss1,(M0);Ntx4;5720	Pass	9.40	13.48	19.56	22.88	28.96	7.90	7.54	7.26	7.07
5.6G;VHT40;Nss1,(M0);Ntx4;5510	Pass	9.40	17.90	20.58	27.30	30.00	11.62	11.62	12.12	12.14
5.6G;VHT40;Nss1,(M0);Ntx4;5550	Pass	9.40	17.85	20.58	27.25	30.00	11.68	11.71	11.95	11.98
5.6G;VHT40;Nss1,(M0);Ntx4;5670	Pass	9.40	17.76	20.58	27.16	30.00	11.58	11.56	11.91	11.90
5.6G;VHT40;Nss1,(M0);Ntx4;5710	Pass	9.40	17.20	20.58	26.60	30.00	11.40	11.18	11.21	10.89
5.6G;VHT80;Nss1,(M0);Ntx4;5530	Pass	9.40	16.74	20.58	26.14	30.00	10.39	10.38	11.02	11.03
5.6G;VHT80;Nss1,(M0);Ntx4;5610	Pass	9.40	20.24	20.58	29.64	30.00	14.24	14.20	14.18	14.23
5.6G;VHT80;Nss1,(M0);Ntx4;5690	Pass	9.40	20.48	20.58	29.88	30.00	14.44	14.31	14.73	14.34
5.8G;11a;Nss1;Ntx4;5720	Pass	9.40	7.35	26.60	16.75	36.00	1.62	1.34	1.21	1.12
5.8G;VHT20;Nss1,(M0);Ntx4;5720	Pass	9.40	7.82	26.60	17.22	36.00	2.26	1.83	1.61	1.47
5.8G;VHT40;Nss1,(M0);Ntx4;5710	Pass	9.40	6.77	26.60	16.17	36.00	1.06	0.76	0.63	0.53
5.8G;VHT80;Nss1,(M0);Ntx4;5690	Pass	9.40	6.74	26.60	16.14	36.00	0.98	0.41	0.81	0.65
5.3G;VHT20,BF;Nss1,(M0);Ntx4;5260	Pass	15.42	14.51	14.56	29.93	30.00	7.69	7.68	9.17	9.17
5.3G;VHT20,BF;Nss1,(M0);Ntx4;5300	Pass	15.42	14.29	14.56	29.71	30.00	7.61	8.61	8.65	8.11
5.3G;VHT20,BF;Nss1,(M0);Ntx4;5320	Pass	15.42	14.25	14.56	29.67	30.00	8.12	8.02	8.02	8.72
5.3G;VHT40,BF;Nss1,(M0);Ntx4;5270	Pass	15.42	14.37	14.56	29.79	30.00	7.61	8.80	8.79	8.09
5.3G;VHT40,BF;Nss1,(M0);Ntx4;5310	Pass	15.42	14.39	14.56	29.81	30.00	7.96	8.62	8.66	8.20
5.3G;VHT80,BF;Nss1,(M0);Ntx4;5290	Pass	15.42	14.42	14.56	29.84	30.00	7.82	7.82	9.28	8.50
5.6G;VHT20,BF;Nss1,(M0);Ntx4;5500	Pass	15.42	14.55	14.56	29.97	30.00	8.37	8.34	8.55	8.84
5.6G;VHT20,BF;Nss1,(M0);Ntx4;5580	Pass	15.42	14.55	14.56	29.97	30.00	8.27	8.21	8.84	8.77
5.6G;VHT20,BF;Nss1,(M0);Ntx4;5700	Pass	15.42	14.40	14.56	29.82	30.00	8.52	8.53	8.22	8.23
5.6G;VHT20,BF;Nss1,(M0);Ntx4;5720	Pass	15.42	13.49	13.53	28.91	28.95	7.94	7.54	7.28	7.07
5.6G;VHT40,BF;Nss1,(M0);Ntx4;5510	Pass	15.42	14.39	14.56	29.81	30.00	7.99	8.25	8.60	8.59
5.6G;VHT40,BF;Nss1,(M0);Ntx4;5550	Pass	15.42	14.28	14.56	29.70	30.00	8.03	8.48	8.48	8.03
5.6G;VHT40,BF;Nss1,(M0);Ntx4;5670	Pass	15.42	14.30	14.56	29.72	30.00	7.70	8.57	8.41	8.40
5.6G;VHT40,BF;Nss1,(M0);Ntx4;5710	Pass	15.42	14.26	14.56	29.68	30.00	8.57	8.37	8.20	7.78
5.6G;VHT80,BF;Nss1,(M0);Ntx4;5530	Pass	15.42	14.18	14.56	29.60	30.00	8.14	8.13	8.38	7.98
5.6G;VHT80,BF;Nss1,(M0);Ntx4;5610	Pass	15.42	14.33	14.56	29.75	30.00	8.21	8.46	8.48	8.05
5.6G;VHT80,BF;Nss1,(M0);Ntx4;5690	Pass	15.42	14.48	14.56	29.90	30.00	8.56	8.50	8.65	8.13
5.8G;VHT20,BF;Nss1,(M0);Ntx4;5720	Pass	15.42	7.83	20.58	23.25	36.00	2.28	1.78	1.66	1.45
5.8G;VHT40,BF;Nss1,(M0);Ntx4;5710	Pass	15.42	3.88	20.58	19.30	36.00	-1.90	-2.01	-2.17	-2.51
5.8G;VHT80,BF;Nss1,(M0);Ntx4;5690	Pass	15.42	0.77	20.58	16.19	36.00	-4.93	-5.35	-5.31	-5.42

PowerAV;Band:5.6G;11a;BWch:20MHz;Nss:1;Nant:4;Ch:5720MHz;TN,VN

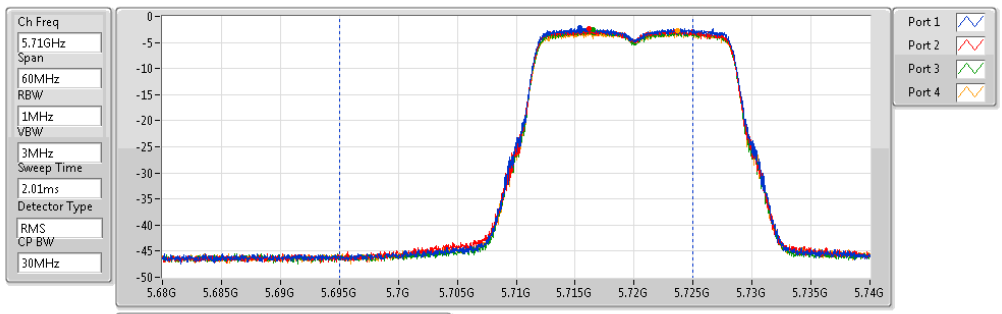

Sum(dBm)	P1(dBm)	P2(dBm)	P3(dBm)	P4(dBm)
13.54	7.85	7.62	7.38	7.20

PowerAV;Band:5.6G;VHT20;BWch:20MHz;Nss:1,(M0);Nant:4;Ch:5720MHz;TN,VN

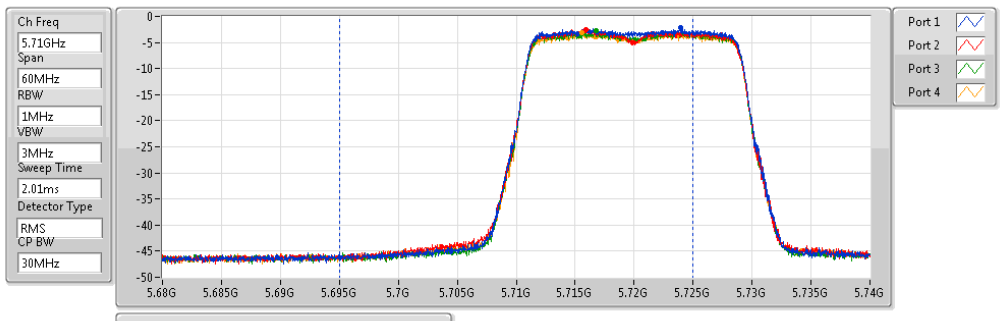

Sum(dBm)	P1(dBm)	P2(dBm)	P3(dBm)	P4(dBm)
13.48	7.90	7.54	7.26	7.07

PowerAV;Band:5.6G;VHT40;BWch:40MHz;Nss:1,(M0);Nant:4;Ch:5710MHz;TN,VN

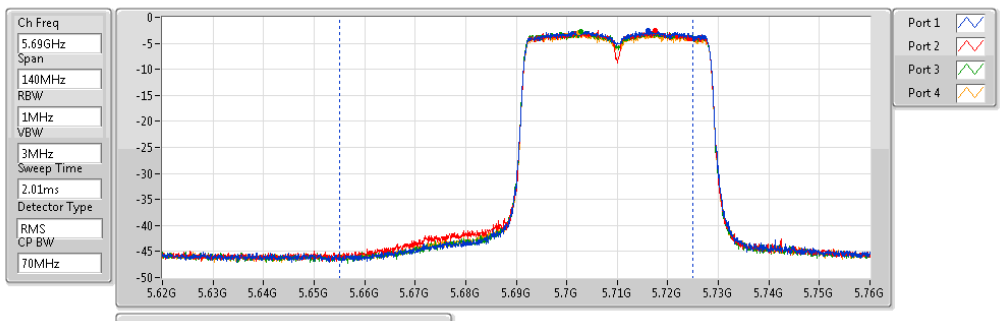

Sum(dBm)	P1(dBm)	P2(dBm)	P3(dBm)	P4(dBm)
17.20	11.40	11.18	11.21	10.89

PowerAV;Band:5.6G;VHT80;BWch:80MHz;Nss:1,(M0);Nant:4;Ch:5690MHz;TN,VN

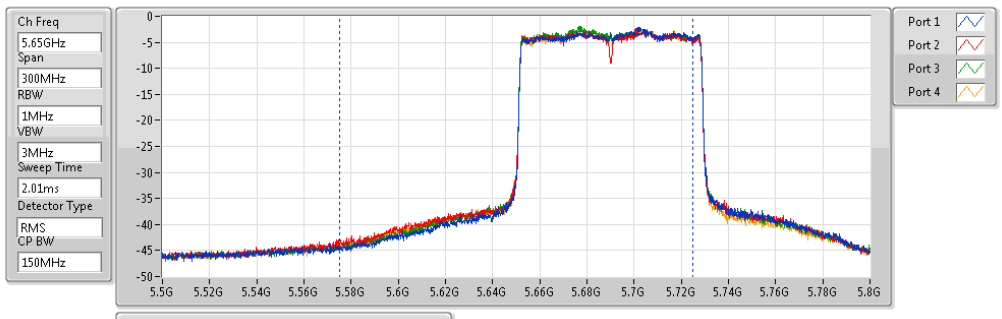

Sum(dBm)	P1(dBm)	P2(dBm)	P3(dBm)	P4(dBm)
20.48	14.44	14.31	14.73	14.34

PowerAV;Band:5.8G;11a;BWch:20MHz;Nss:1;Nant:4;Ch:5720MHz;TN,VN

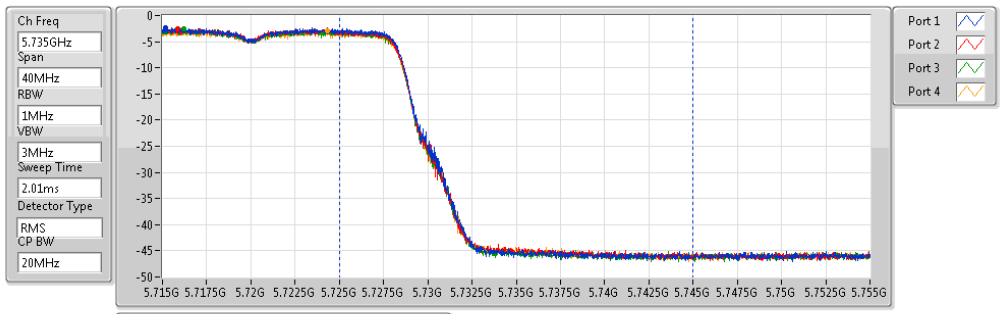

Sum(dBm)	P1(dBm)	P2(dBm)	P3(dBm)	P4(dBm)
7.35	1.62	1.34	1.21	1.12

PowerAV;Band:5.8G;VHT20;BWch:20MHz;Nss:1,(M0);Nant:4;Ch:5720MHz;TN,VN

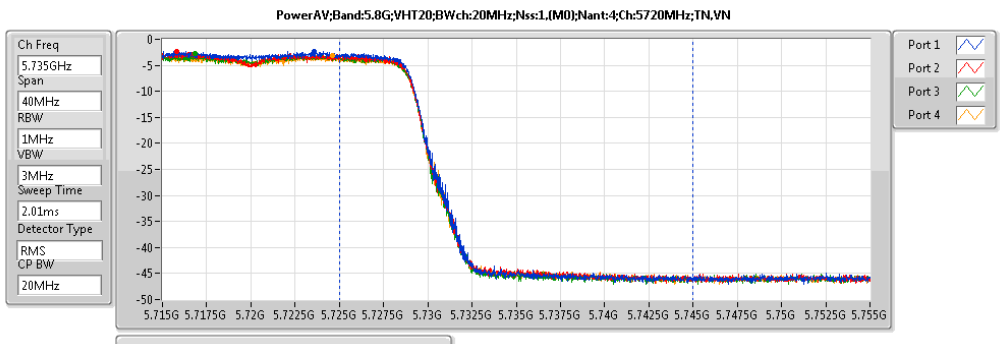

Sum(dBm)	P1(dBm)	P2(dBm)	P3(dBm)	P4(dBm)
7.82	2.26	1.83	1.61	1.47

PowerAV;Band:5.8G;VHT40;BWch:40MHz;Nss:1,(M0);Nant:4;Ch:5710MHz;TN,VN

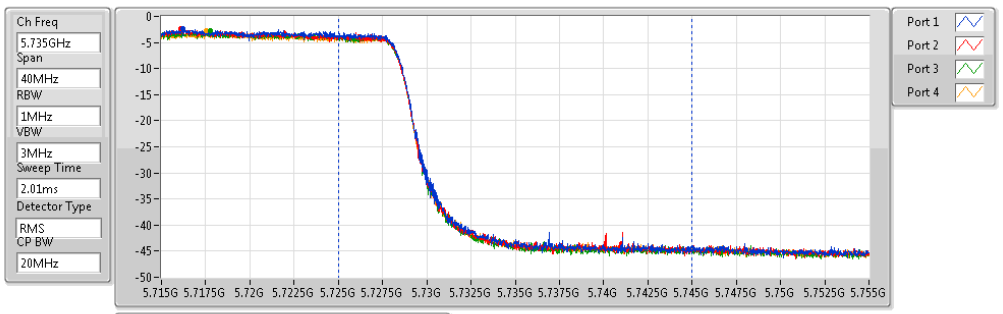

Sum(dBm)	P1(dBm)	P2(dBm)	P3(dBm)	P4(dBm)
6.77	1.06	0.76	0.63	0.53

PowerAV;Band:5.8G;VHT80;BWch:80MHz;Nss:1,(M0);Nant:4;Ch:5690MHz;TN,VN

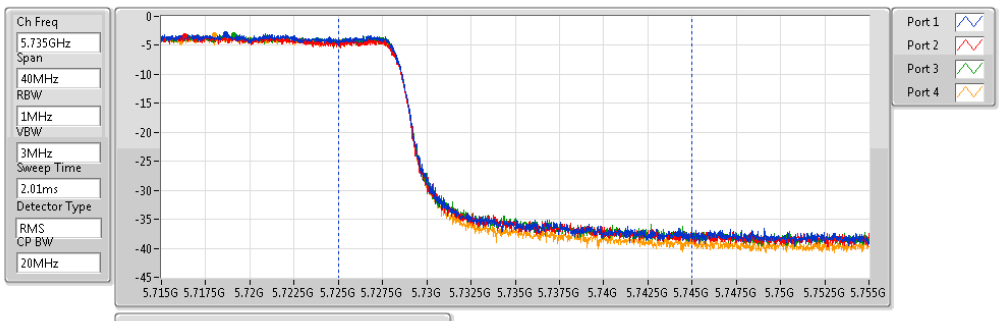

Sum(dBm)	P1(dBm)	P2(dBm)	P3(dBm)	P4(dBm)
6.74	0.98	0.41	0.81	0.65

PowerAV;Band:5.6G;VHT20,BF;BWch:20MHz;Nss:1,(M0);Nant:4;Ch:5720MHz;TN,VN

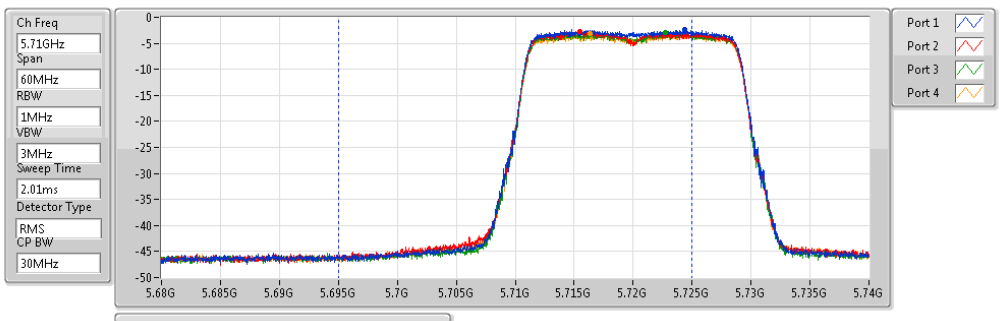

Sum(dBm)	P1(dBm)	P2(dBm)	P3(dBm)	P4(dBm)
13.49	7.94	7.54	7.28	7.07

PowerAV;Band:5.6G;VHT40,BF;BWch:40MHz;Nss:1,(M0);Nant:4;Ch:5710MHz;TN,VN

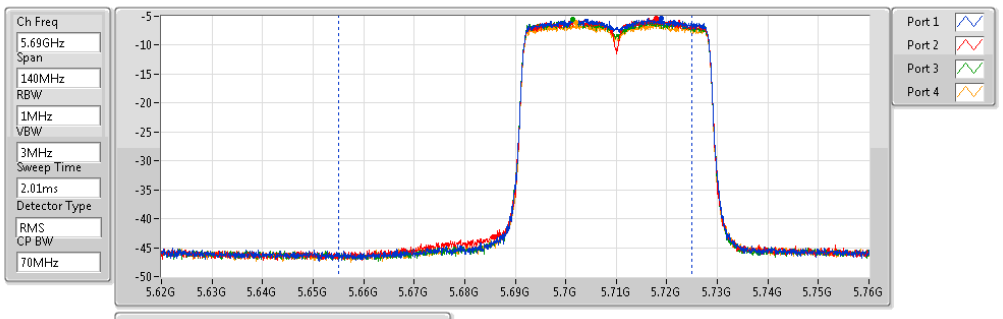

Sum(dBm)	P1(dBm)	P2(dBm)	P3(dBm)	P4(dBm)
14.26	8.57	8.37	8.20	7.78

PowerAV;Band:5.6G;VHT80,BF;BWch:80MHz;Nss:1,(M0);Nant:4;Ch:5690MHz;TN,VN

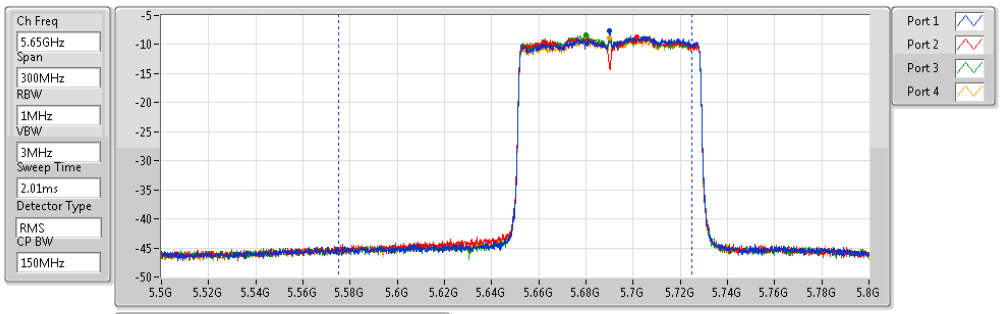

Sum(dBm)	P1(dBm)	P2(dBm)	P3(dBm)	P4(dBm)
14.48	8.56	8.50	8.65	8.13

PowerAV;Band:5.8G;VHT20,BF;BWch:20MHz;Nss:1,(M0);Nant:4;Ch:5720MHz;TN,VN

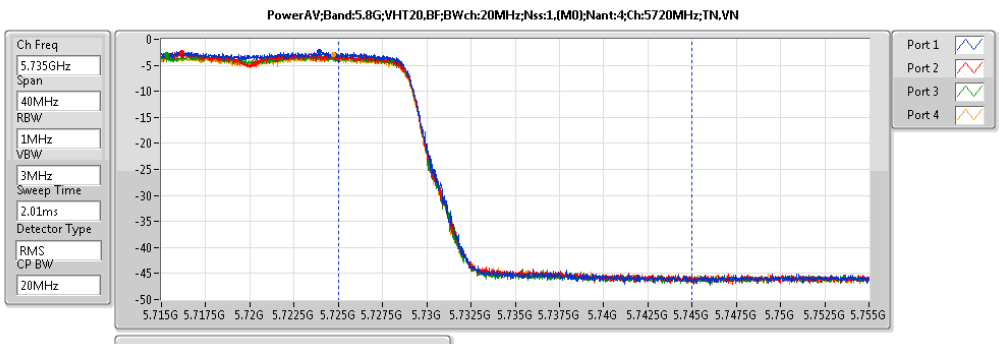

Sum(dBm)	P1(dBm)	P2(dBm)	P3(dBm)	P4(dBm)
7.83	2.28	1.78	1.66	1.45

PowerAV;Band:5.8G;VHT40,BF;BWch:40MHz;Nss:1,(M0);Nant:4;Ch:5710MHz;TN,VN

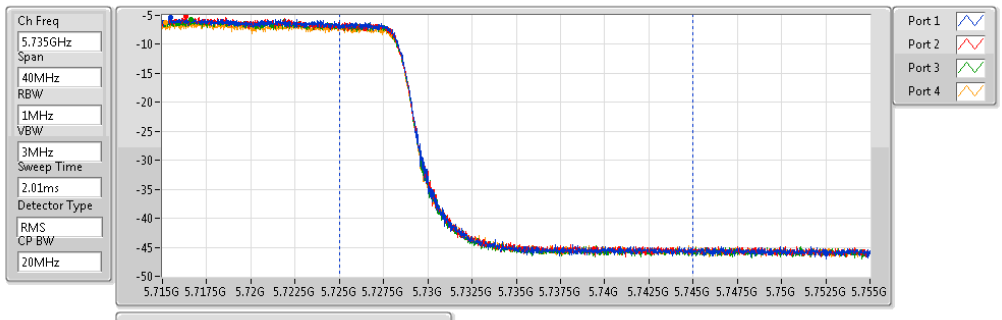

Sum(dBm)	P1(dBm)	P2(dBm)	P3(dBm)	P4(dBm)
3.88	-1.90	-2.01	-2.17	-2.51

PowerAV;Band:5.8G;VHT80,BF;BWch:80MHz;Nss:1,(M0);Nant:4;Ch:5690MHz;TN,VN

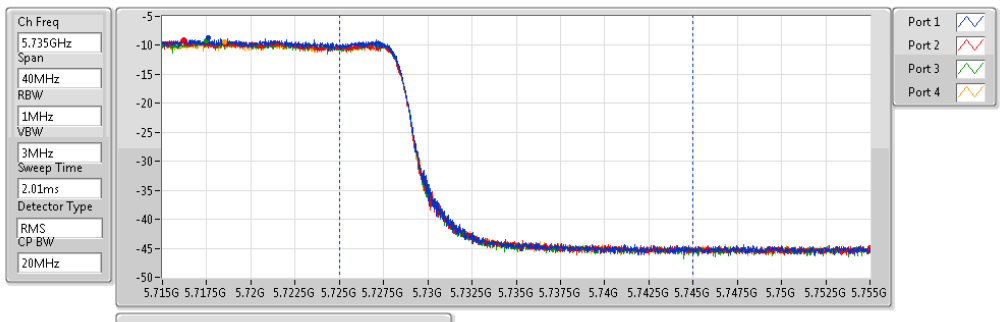

Sum(dBm)	P1(dBm)	P2(dBm)	P3(dBm)	P4(dBm)
0.77	-4.93	-5.35	-5.31	-5.42

Summary

Mode	PD (dBm/RBW)	EIRP.PD (dBm/RBW)
5.3G;11a;Nss1;Ntx4	7.84	16.86
5.3G;VHT20;Nss1,(M0);Ntx4	7.93	16.95
5.3G;VHT40;Nss1,(M0);Ntx4	7.38	16.40
5.3G;VHT80;Nss1,(M0);Ntx4	-1.08	7.94
5.6G;11a;Nss1;Ntx4	7.87	16.89
5.6G;VHT20;Nss1,(M0);Ntx4	7.87	16.89
5.6G;VHT40;Nss1,(M0);Ntx4	7.75	16.77
5.6G;VHT80;Nss1,(M0);Ntx4	4.84	13.86
5.8G;11a;Nss1;Ntx4	6.00	15.02
5.8G;VHT20;Nss1,(M0);Ntx4	5.86	14.88
5.8G;VHT40;Nss1,(M0);Ntx4	5.55	14.57
5.8G;VHT80;Nss1,(M0);Ntx4	2.56	11.58
5.3G;VHT20,BF;Nss1,(M0);Ntx4	7.32	16.34
5.3G;VHT40,BF;Nss1,(M0);Ntx4	4.59	13.61
5.3G;VHT80,BF;Nss1,(M0);Ntx4	0.66	9.68
5.6G;VHT20,BF;Nss1,(M0);Ntx4	7.27	16.29
5.6G;VHT40,BF;Nss1,(M0);Ntx4	4.77	13.79
5.6G;VHT80,BF;Nss1,(M0);Ntx4	1.83	10.85
5.8G;VHT20,BF;Nss1,(M0);Ntx4	5.34	14.36
5.8G;VHT40,BF;Nss1,(M0);Ntx4	2.53	11.55
5.8G;VHT80,BF;Nss1,(M0);Ntx4	-0.75	8.28

Result

Mode	Result	Meas.RBW (Hz)	Lim.RBW (Hz)	BWCF (dB)	DG (dBi)	PD (dBm/RBW)	PD.Limit (dBm/RBW)	EIRP.PD (dBm/RBW)	EIRP.PD.Lim (dBm/RBW)	P1 (dBm/RBW)	P2 (dBm/RBW)	P3 (dBm/RBW)	P4 (dBm/RBW)
5.3G;11a;Nss1;Ntx4;5260	Pass	1M	1M	0.00	9.02	7.84	7.98	16.86	Inf	1.82	2.86	2.28	1.72
5.3G;11a;Nss1;Ntx4;5300	Pass	1M	1M	0.00	9.02	7.70	7.98	16.73	Inf	1.45	2.75	2.20	1.70
5.3G;11a;Nss1;Ntx4;5320	Pass	1M	1M	0.00	9.02	7.76	7.98	16.78	Inf	1.58	2.87	2.58	1.50
5.3G;VHT20;Nss1,(M0);Ntx4;5260	Pass	1M	1M	0.00	9.02	7.88	7.98	16.91	Inf	1.46	3.14	2.81	1.88
5.3G;VHT20;Nss1,(M0);Ntx4;5300	Pass	1M	1M	0.00	9.02	7.93	7.98	16.95	Inf	1.63	2.69	2.63	1.83
5.3G;VHT20;Nss1,(M0);Ntx4;5320	Pass	1M	1M	0.00	9.02	7.85	7.98	16.88	Inf	1.34	2.67	2.72	1.84
5.3G;VHT40;Nss1,(M0);Ntx4;5270	Pass	1M	1M	0.00	9.02	7.38	7.98	16.40	Inf	0.32	1.56	2.49	1.47
5.3G;VHT40;Nss1,(M0);Ntx4;5310	Pass	1M	1M	0.00	9.02	3.08	7.98	12.10	Inf	-3.40	-2.59	-1.95	-3.03
5.3G;VHT80;Nss1,(M0);Ntx4;5290	Pass	1M	1M	0.00	9.02	-1.08	7.98	7.94	Inf	-8.07	-6.87	-6.08	-6.96
5.6G;11a;Nss1;Ntx4;5500	Pass	1M	1M	0.00	9.02	7.76	7.98	16.78	Inf	1.71	2.12	2.32	2.15
5.6G;11a;Nss1;Ntx4;5580	Pass	1M	1M	0.00	9.02	7.87	7.98	16.89	Inf	1.90	2.00	2.95	2.05
5.6G;11a;Nss1;Ntx4;5700	Pass	1M	1M	0.00	9.02	7.65	7.98	16.67	Inf	1.61	1.43	2.57	1.78
5.6G;11a;Nss1;Ntx4;5720	Pass	1M	1M	0.00	9.02	7.73	7.98	16.75	Inf	1.94	1.67	1.88	1.52
5.6G;VHT20;Nss1,(M0);Ntx4;5500	Pass	1M	1M	0.00	9.02	7.86	7.98	16.88	Inf	1.67	2.21	2.60	2.33
5.6G;VHT20;Nss1,(M0);Ntx4;5580	Pass	1M	1M	0.00	9.02	7.87	7.98	16.89	Inf	1.96	1.92	2.66	2.38
5.6G;VHT20;Nss1,(M0);Ntx4;5700	Pass	1M	1M	0.00	9.02	7.70	7.98	16.72	Inf	1.41	1.92	2.43	2.05
5.6G;VHT20;Nss1,(M0);Ntx4;5720	Pass	1M	1M	0.00	9.02	7.56	7.98	16.58	Inf	1.67	1.36	2.58	2.16
5.6G;VHT40;Nss1,(M0);Ntx4;5510	Pass	1M	1M	0.00	9.02	3.87	7.98	12.89	Inf	-2.24	-2.03	-1.67	-2.35
5.6G;VHT40;Nss1,(M0);Ntx4;5550	Pass	1M	1M	0.00	9.02	7.17	7.98	16.20	Inf	1.20	1.26	1.65	0.91
5.6G;VHT40;Nss1,(M0);Ntx4;5670	Pass	1M	1M	0.00	9.02	7.45	7.98	16.47	Inf	1.52	1.37	1.96	1.26
5.6G;VHT40;Nss1,(M0);Ntx4;5710	Pass	1M	1M	0.00	9.02	7.75	7.98	16.77	Inf	1.93	1.80	1.96	1.64
5.6G;VHT80;Nss1,(M0);Ntx4;5530	Pass	1M	1M	0.00	9.02	0.46	7.98	9.48	Inf	-5.41	-5.66	-5.01	-5.73
5.6G;VHT80;Nss1,(M0);Ntx4;5610	Pass	1M	1M	0.00	9.02	4.59	7.98	13.61	Inf	-1.50	-1.45	-1.12	-1.33
5.6G;VHT80;Nss1,(M0);Ntx4;5690	Pass	1M	1M	0.00	9.02	4.84	7.98	13.86	Inf	-0.85	-1.24	-0.67	-1.02
5.8G;11a;Nss1;Ntx4;5720	Pass	500k	500k	0.00	9.02	6.00	26.98	15.02	Inf	0.24	-0.12	0.05	-0.15
5.8G;VHT20;Nss1,(M0);Ntx4;5720	Pass	500k	500k	0.00	9.02	5.86	26.98	14.88	Inf	-0.30	-0.50	0.79	0.13
5.8G;VHT40;Nss1,(M0);Ntx4;5710	Pass	500k	500k	0.00	9.02	5.55	26.98	14.57	Inf	-0.24	-0.61	-0.15	-0.57
5.8G;VHT80;Nss1,(M0);Ntx4;5690	Pass	500k	500k	0.00	9.02	2.56	26.98	11.58	Inf	-3.19	-3.72	-3.39	-3.23
5.3G;VHT20,BF;Nss1,(M0);Ntx4;5260	Pass	1M	1M	0.00	9.02	7.32	7.98	16.34	Inf	0.42	1.49	2.24	1.31
5.3G;VHT20,BF;Nss1,(M0);Ntx4;5300	Pass	1M	1M	0.00	9.02	7.26	7.98	16.28	Inf	0.58	1.52	2.03	1.19
5.3G;VHT20,BF;Nss1,(M0);Ntx4;5320	Pass	1M	1M	0.00	9.02	7.10	7.98	16.12	Inf	0.81	0.91	1.90	1.00
5.3G;VHT40,BF;Nss1,(M0);Ntx4;5270	Pass	1M	1M	0.00	9.02	4.59	7.98	13.61	Inf	-2.47	-0.97	-0.45	-1.55
5.3G;VHT40,BF;Nss1,(M0);Ntx4;5310	Pass	1M	1M	0.00	9.02	3.93	7.98	12.95	Inf	-2.66	-1.82	-1.10	-2.09
5.3G;VHT80,BF;Nss1,(M0);Ntx4;5290	Pass	1M	1M	0.00	9.02	0.66	7.98	9.68	Inf	-6.25	-5.07	-4.35	-5.19
5.6G;VHT20,BF;Nss1,(M0);Ntx4;5500	Pass	1M	1M	0.00	9.02	6.87	7.98	15.89	Inf	0.73	0.87	1.53	0.47
5.6G;VHT20,BF;Nss1,(M0);Ntx4;5580	Pass	1M	1M	0.00	9.02	6.87	7.98	15.89	Inf	0.89	0.75	1.53	0.54
5.6G;VHT20,BF;Nss1,(M0);Ntx4;5700	Pass	1M	1M	0.00	9.02	7.27	7.98	16.29	Inf	1.74	1.13	1.45	1.03
5.6G;VHT20,BF;Nss1,(M0);Ntx4;5720	Pass	1M	1M	0.00	9.02	7.08	7.98	16.11	Inf	1.55	1.08	1.16	0.75
5.6G;VHT40,BF;Nss1,(M0);Ntx4;5510	Pass	1M	1M	0.00	9.02	4.14	7.98	13.16	Inf	-2.00	-1.78	-1.25	-2.12
5.6G;VHT40,BF;Nss1,(M0);Ntx4;5550	Pass	1M	1M	0.00	9.02	4.02	7.98	13.04	Inf	-1.90	-1.78	-1.60	-2.34
5.6G;VHT40,BF;Nss1,(M0);Ntx4;5670	Pass	1M	1M	0.00	9.02	4.31	7.98	13.33	Inf	-1.51	-1.74	-1.31	-2.00
5.6G;VHT40,BF;Nss1,(M0);Ntx4;5710	Pass	1M	1M	0.00	9.02	4.77	7.98	13.79	Inf	-0.94	-1.03	-1.18	-1.33
5.6G;VHT80,BF;Nss1,(M0);Ntx4;5530	Pass	1M	1M	0.00	9.02	1.75	7.98	10.77	Inf	-4.10	-4.57	-3.66	-4.33
5.6G;VHT80,BF;Nss1,(M0);Ntx4;5610	Pass	1M	1M	0.00	9.02	1.83	7.98	10.85	Inf	-4.19	-4.17	-3.78	-4.34
5.6G;VHT80,BF;Nss1,(M0);Ntx4;5690	Pass	1M	1M	0.00	9.02	1.45	7.98	10.47	Inf	-4.24	-4.64	-4.05	-4.49
5.8G;VHT20,BF;Nss1,(M0);Ntx4;5720	Pass	500k	500k	0.00	9.02	5.34	26.98	14.36	Inf	-0.32	-0.85	-0.56	-0.75
5.8G;VHT40,BF;Nss1,(M0);Ntx4;5710	Pass	500k	500k	0.00	9.02	2.53	26.98	11.55	Inf	-3.30	-3.55	-3.36	-3.57
5.8G;VHT80,BF;Nss1,(M0);Ntx4;5690	Pass	500k	500k	0.00	9.02	-0.75	26.98	8.28	Inf	-6.54	-7.03	-6.53	-6.74

PSD;Band:5.3G;11a;BWch:20MHz;Nss:1;Nant:4;Ch:5260MHz;TN,VN

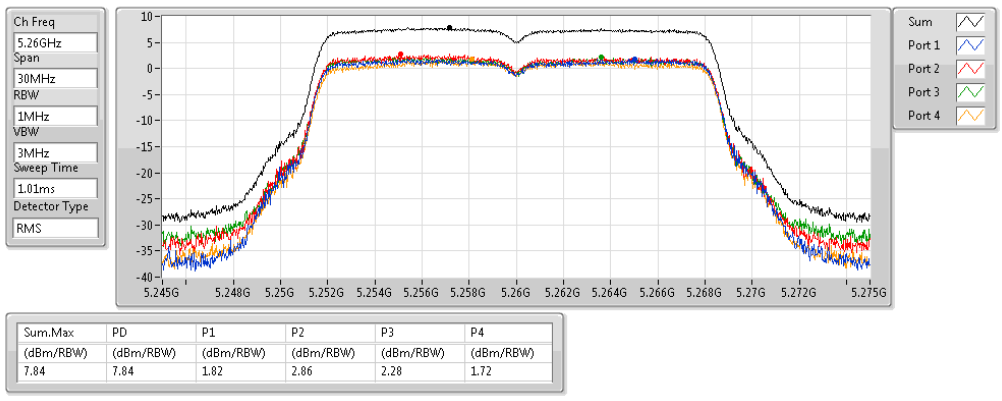

Sum.Max	PD	P1	P2	P3	P4
(dBm/RBW)	(dBm/RBW)	(dBm/RBW)	(dBm/RBW)	(dBm/RBW)	(dBm/RBW)
7.84	7.84	1.82	2.86	2.28	1.72

PSD;Band:5.3G;11a;BWch:20MHz;Nss:1;Nant:4;Ch:5300MHz;TN,VN

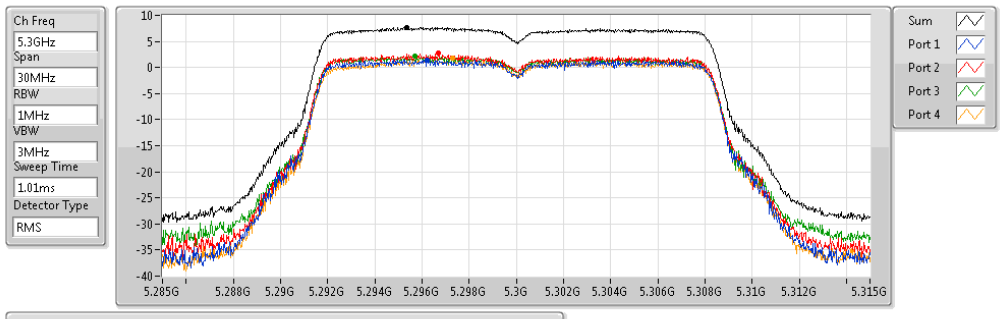

Sum.Max	PD	P1	P2	P3	P4
(dBm/RBW)	(dBm/RBW)	(dBm/RBW)	(dBm/RBW)	(dBm/RBW)	(dBm/RBW)
7.70	7.70	1.45	2.75	2.20	1.70

PSD;Band:5.3G;11a;BWch:20MHz;Nss:1;Nant:4;Ch:5320MHz;TN,VN

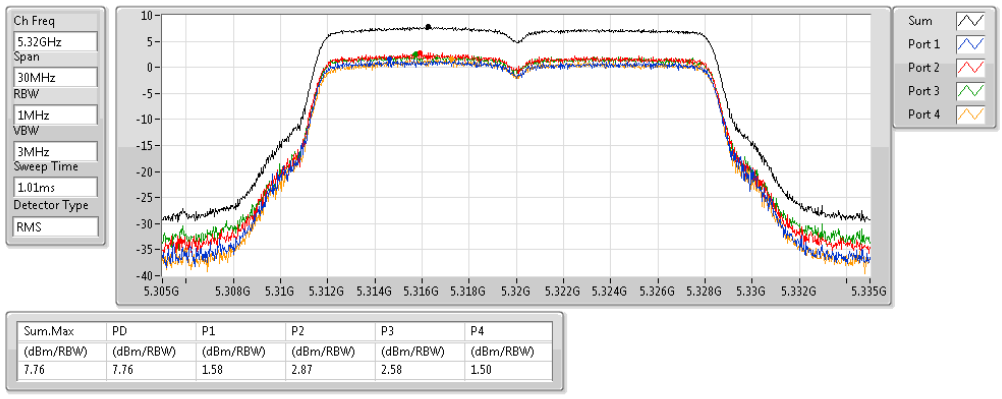

Sum.Max	PD	P1	P2	P3	P4
(dBm/RBW)	(dBm/RBW)	(dBm/RBW)	(dBm/RBW)	(dBm/RBW)	(dBm/RBW)
7.76	7.76	1.58	2.87	2.58	1.50

PSD;Band:5.3G;VHT20;BWch:20MHz;Nss:1,(M0);Nant:4;Ch:5260MHz;TN,VN

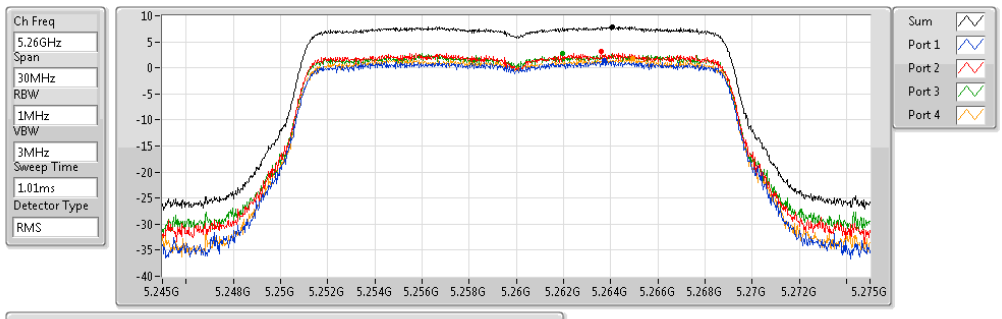

Sum.Max	PD	P1	P2	P3	P4
(dBm/RBW)	(dBm/RBW)	(dBm/RBW)	(dBm/RBW)	(dBm/RBW)	(dBm/RBW)
7.88	7.88	1.46	3.14	2.81	1.88

PSD;Band:5.3G;VHT20;BWch:20MHz;Nss:1,(M0);Nant:4;Ch:5300MHz;TN,VN

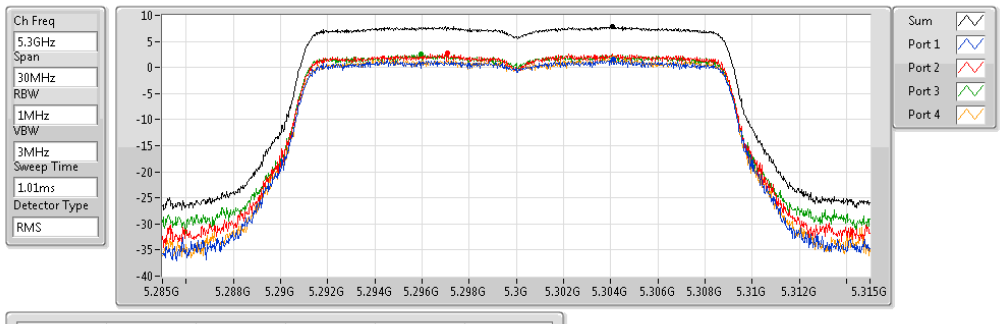

Sum.Max	PD	P1	P2	P3	P4
(dBm/RBW)	(dBm/RBW)	(dBm/RBW)	(dBm/RBW)	(dBm/RBW)	(dBm/RBW)
7.93	7.93	1.63	2.69	2.63	1.83

PSD;Band:5.3G;VHT20;BWch:20MHz;Nss:1,(M0);Nant:4;Ch:5320MHz;TN,VN

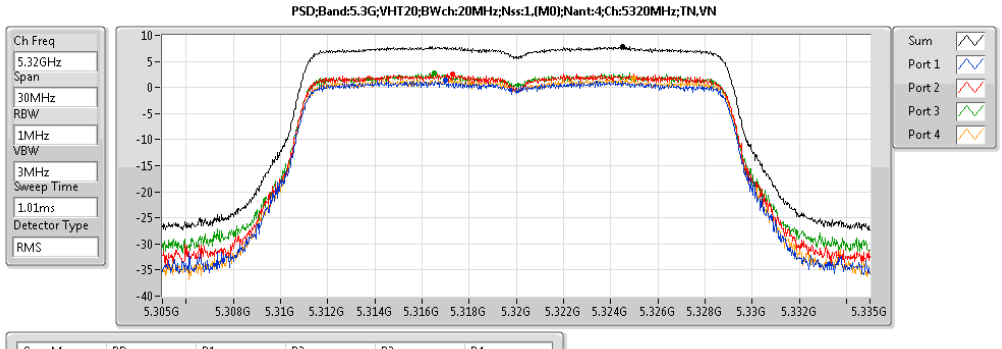

Sum.Max	PD	P1	P2	P3	P4
(dBm/RBW)	(dBm/RBW)	(dBm/RBW)	(dBm/RBW)	(dBm/RBW)	(dBm/RBW)
7.85	7.85	1.34	2.67	2.72	1.84

PSD;Band:5.3G;VHT40;BWch:40MHz;Nss:1,(M0);Nant:4;Ch:5270MHz;TN,VN

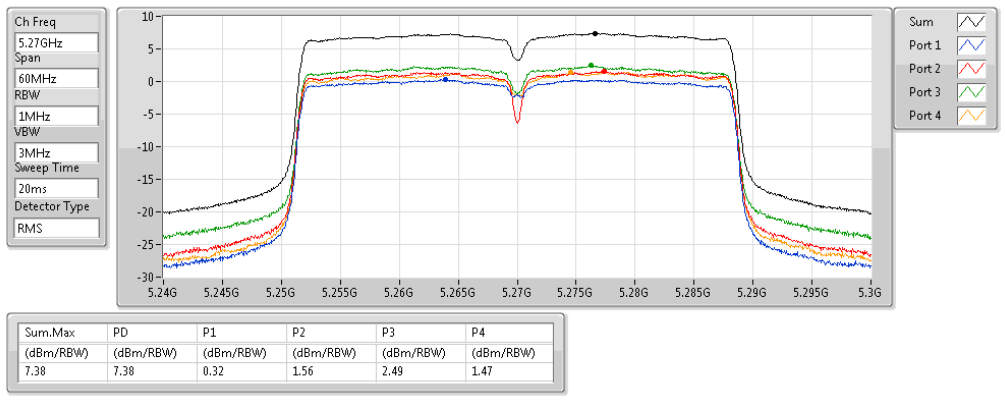

Sum.Max	PD	P1	P2	P3	P4
(dBm/RBW)	(dBm/RBW)	(dBm/RBW)	(dBm/RBW)	(dBm/RBW)	(dBm/RBW)
7.38	7.38	0.32	1.56	2.49	1.47

PSD;Band:5.3G;VHT40;BWch:40MHz;Nss:1,(M0);Nant:4;Ch:5310MHz;TN,VN

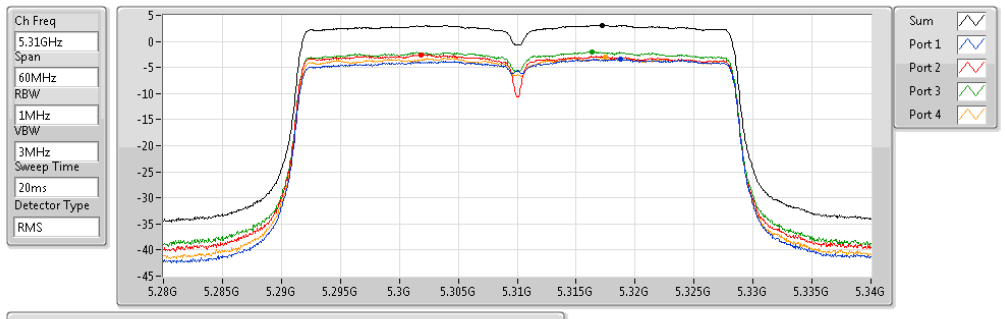

Sum.Max	PD	P1	P2	P3	P4
(dBm/RBW)	(dBm/RBW)	(dBm/RBW)	(dBm/RBW)	(dBm/RBW)	(dBm/RBW)
3.08	3.08	-3.40	-2.59	-1.95	-3.03

PSD;Band:5.3G;VHT80;BWch:80MHz;Nss:1,(M0);Nant:4;Ch:5290MHz;TN,VN

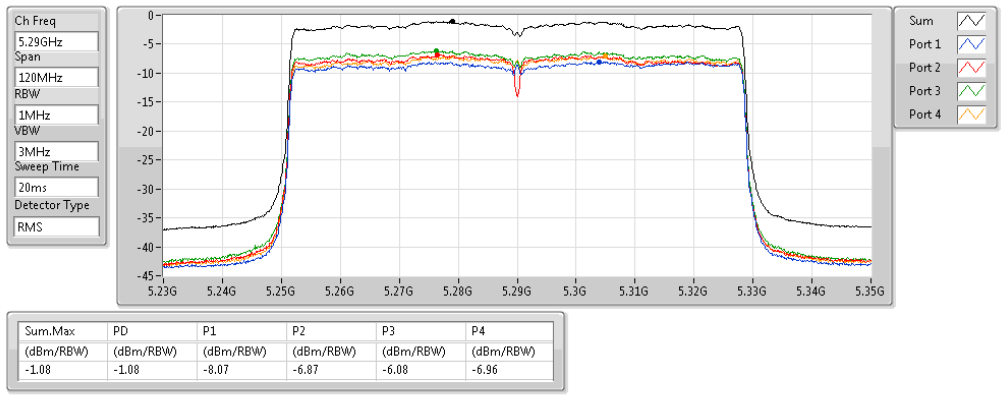

Sum.Max	PD	P1	P2	P3	P4
(dBm/RBW)	(dBm/RBW)	(dBm/RBW)	(dBm/RBW)	(dBm/RBW)	(dBm/RBW)
-1.08	-1.08	-8.07	-6.87	-6.08	-6.96

PSD;Band:5.6G;11a;BWch:20MHz;Nss:1;Nant:4;Ch:5500MHz;TN,VN

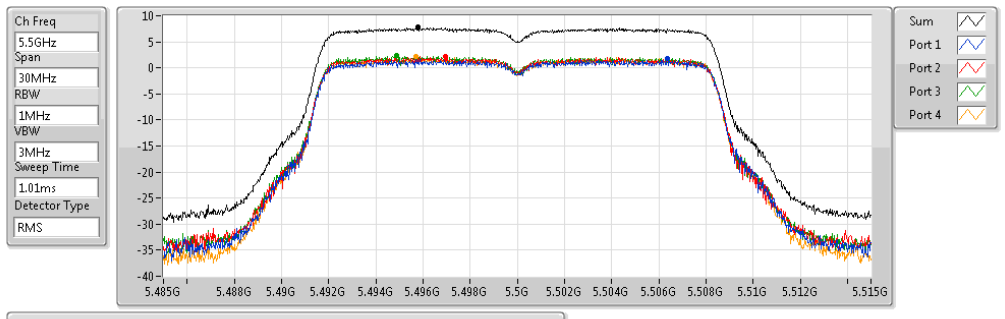

Sum.Max	PD	P1	P2	P3	P4
(dBm/RBW)	(dBm/RBW)	(dBm/RBW)	(dBm/RBW)	(dBm/RBW)	(dBm/RBW)
7.76	7.76	1.71	2.12	2.32	2.15

PSD;Band:5.6G;11a;BWch:20MHz;Nss:1;Nant:4;Ch:5580MHz;TN,VN

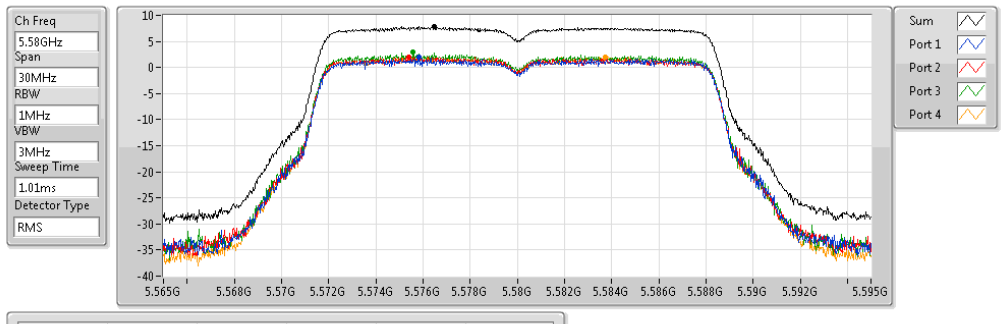

Sum.Max	PD	P1	P2	P3	P4
(dBm/RBW)	(dBm/RBW)	(dBm/RBW)	(dBm/RBW)	(dBm/RBW)	(dBm/RBW)
7.87	7.87	1.90	2.00	2.95	2.05

PSD;Band:5.6G;11a;BWch:20MHz;Nss:1;Nant:4;Ch:5700MHz;TN,VN

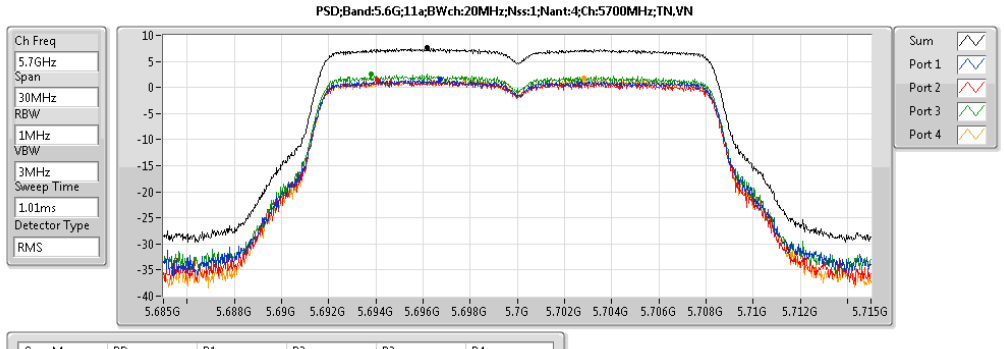

Sum.Max	PD	P1	P2	P3	P4
(dBm/RBW)	(dBm/RBW)	(dBm/RBW)	(dBm/RBW)	(dBm/RBW)	(dBm/RBW)
7.65	7.65	1.61	1.43	2.57	1.78

PSD;Band:5.6G;11a;BWch:20MHz;Nss:1;Nant:4;Ch:5720MHz;TN,VN

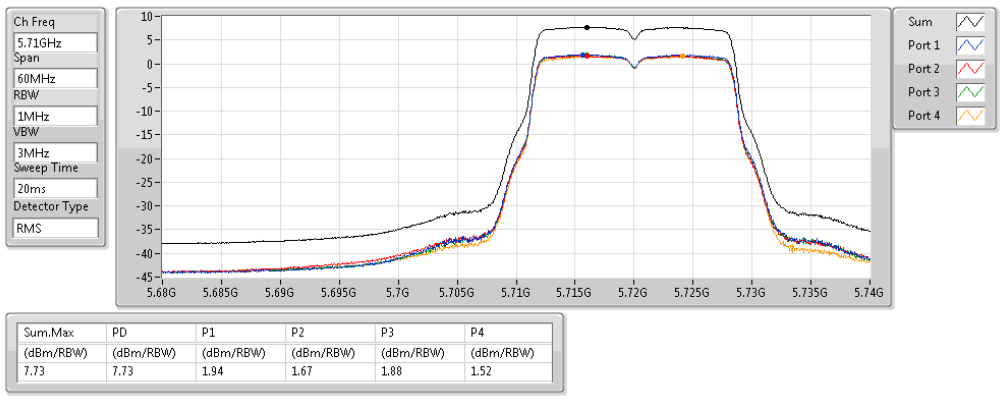

Sum.Max	PD	P1	P2	P3	P4
(dBm/RBW)	(dBm/RBW)	(dBm/RBW)	(dBm/RBW)	(dBm/RBW)	(dBm/RBW)
7.73	7.73	1.94	1.67	1.88	1.52

PSD;Band:5.6G;VHT20;BWch:20MHz;Nss:1,(M0);Nant:4;Ch:5500MHz;TN,VN

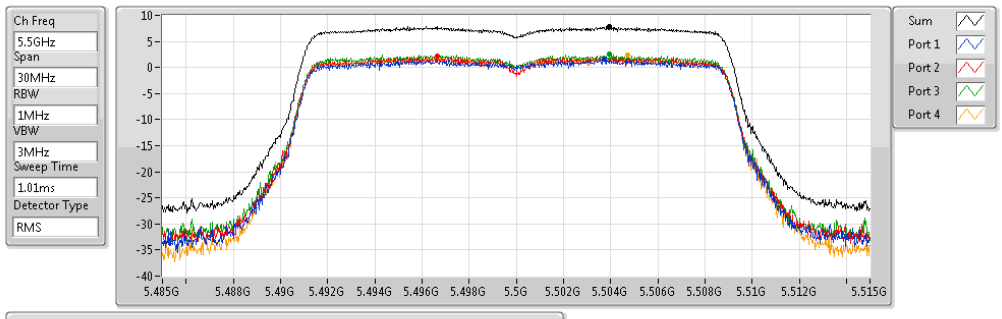

Sum.Max	PD	P1	P2	P3	P4
(dBm/RBW)	(dBm/RBW)	(dBm/RBW)	(dBm/RBW)	(dBm/RBW)	(dBm/RBW)
7.86	7.86	1.67	2.21	2.60	2.33

PSD;Band:5.6G;VHT20;BWch:20MHz;Nss:1,(M0);Nant:4;Ch:5580MHz;TN,VN

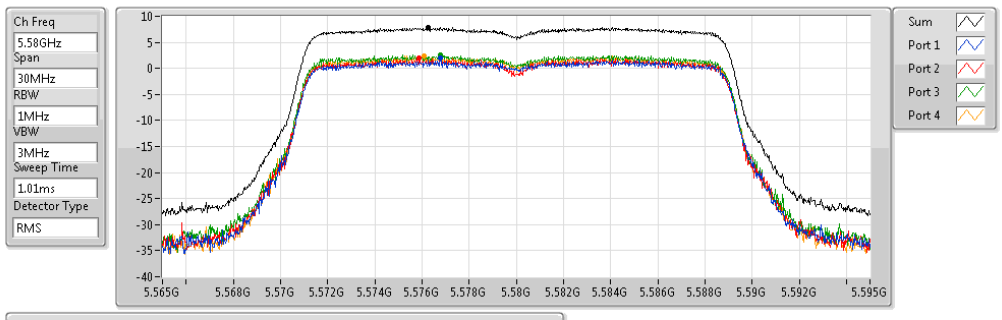

Sum.Max	PD	P1	P2	P3	P4
(dBm/RBW)	(dBm/RBW)	(dBm/RBW)	(dBm/RBW)	(dBm/RBW)	(dBm/RBW)
7.87	7.87	1.96	1.92	2.66	2.38

PSD;Band:5.6G;VHT20;BWch:20MHz;Nss:1,(M0);Nant:4;Ch:5700MHz;TN,VN

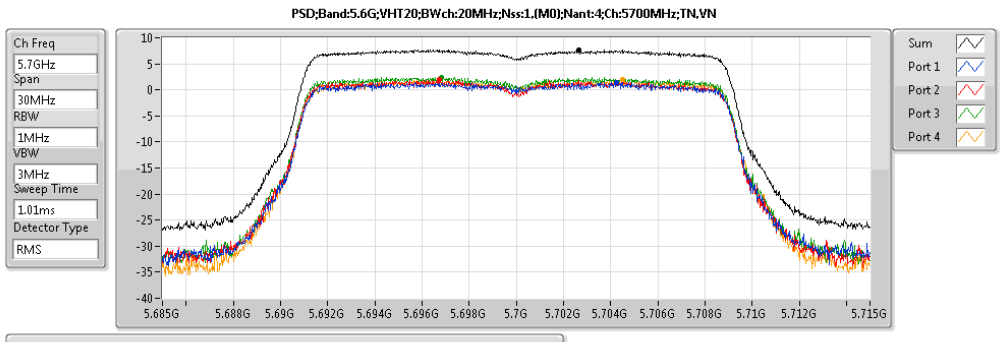

Sum.Max	PD	P1	P2	P3	P4
(dBm/RBW)	(dBm/RBW)	(dBm/RBW)	(dBm/RBW)	(dBm/RBW)	(dBm/RBW)
7.70	7.70	1.41	1.92	2.43	2.05

PSD;Band:5.6G;VHT20;BWch:20MHz;Nss:1,(M0);Nant:4;Ch:5720MHz;TN,VN

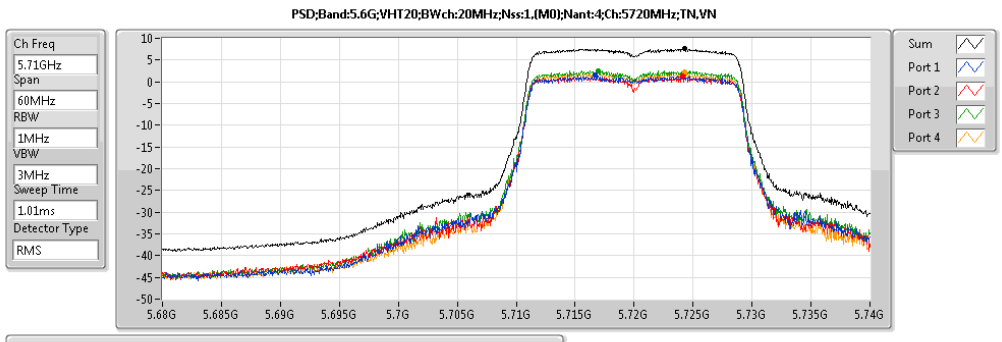

Sum.Max	PD	P1	P2	P3	P4
(dBm/RBW)	(dBm/RBW)	(dBm/RBW)	(dBm/RBW)	(dBm/RBW)	(dBm/RBW)
7.56	7.56	1.67	1.36	2.58	2.16

PSD;Band:5.6G;VHT40;BWch:40MHz;Nss:1,(M0);Nant:4;Ch:5510MHz;TN,VN

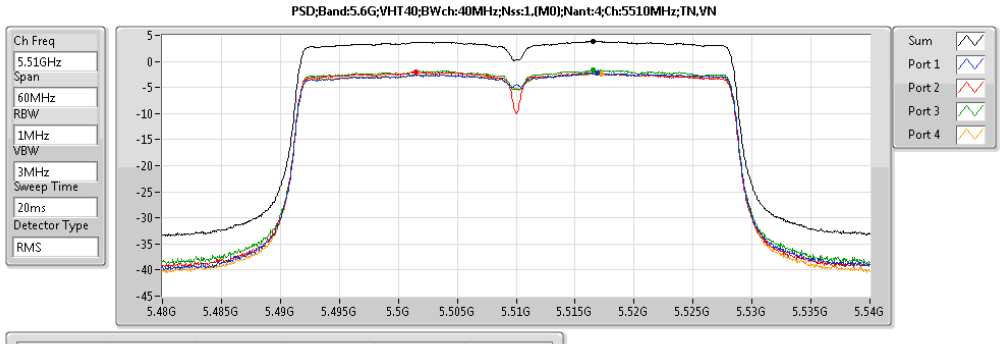

Sum.Max	PD	P1	P2	P3	P4
(dBm/RBW)	(dBm/RBW)	(dBm/RBW)	(dBm/RBW)	(dBm/RBW)	(dBm/RBW)
3.87	3.87	-2.24	-2.03	-1.67	-2.35

PSD;Band:5.6G;VHT40;BWch:40MHz;Nss:1,(M0);Nant:4;Ch:5550MHz;TN,VN

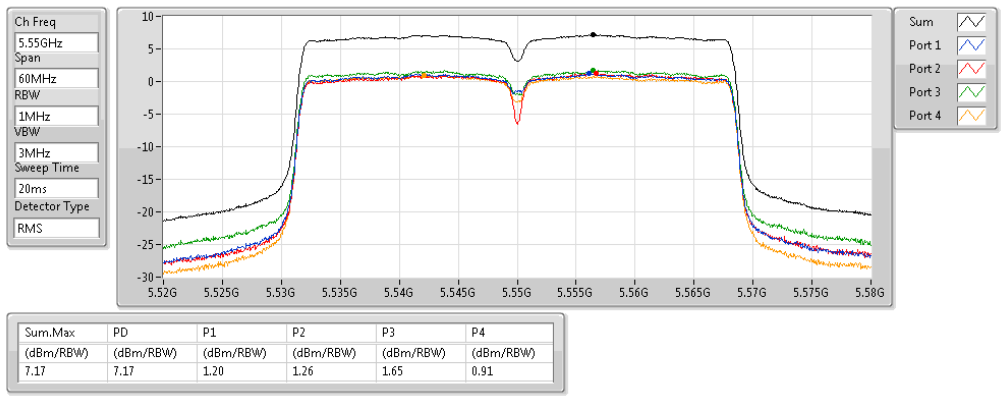

Sum.Max	PD	P1	P2	P3	P4
(dBm/RBW)	(dBm/RBW)	(dBm/RBW)	(dBm/RBW)	(dBm/RBW)	(dBm/RBW)
7.17	7.17	1.20	1.26	1.65	0.91

PSD;Band:5.6G;VHT40;BWch:40MHz;Nss:1,(M0);Nant:4;Ch:5670MHz;TN,VN

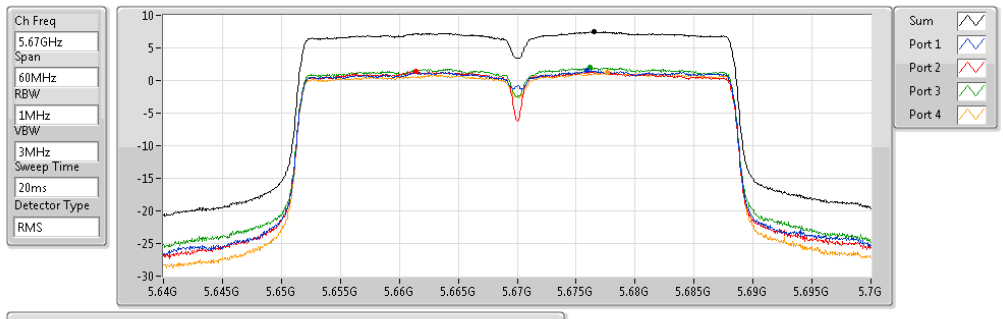

Sum.Max	PD	P1	P2	P3	P4
(dBm/RBW)	(dBm/RBW)	(dBm/RBW)	(dBm/RBW)	(dBm/RBW)	(dBm/RBW)
7.45	7.45	1.52	1.37	1.96	1.26

PSD;Band:5.6G;VHT40;BWch:40MHz;Nss:1,(M0);Nant:4;Ch:5710MHz;TN,VN

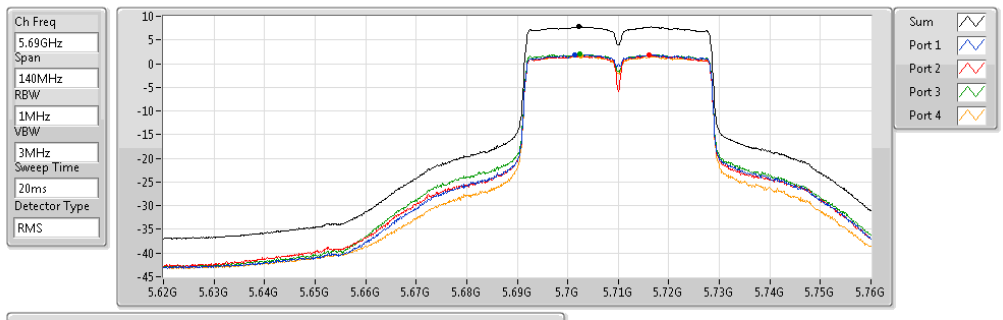

Sum.Max	PD	P1	P2	P3	P4
(dBm/RBW)	(dBm/RBW)	(dBm/RBW)	(dBm/RBW)	(dBm/RBW)	(dBm/RBW)
7.75	7.75	1.93	1.80	1.96	1.64

PSD;Band:5.6G;VHT80;BWch:80MHz;Nss:1,(M0);Nant:4;Ch:5530MHz;TN,VN

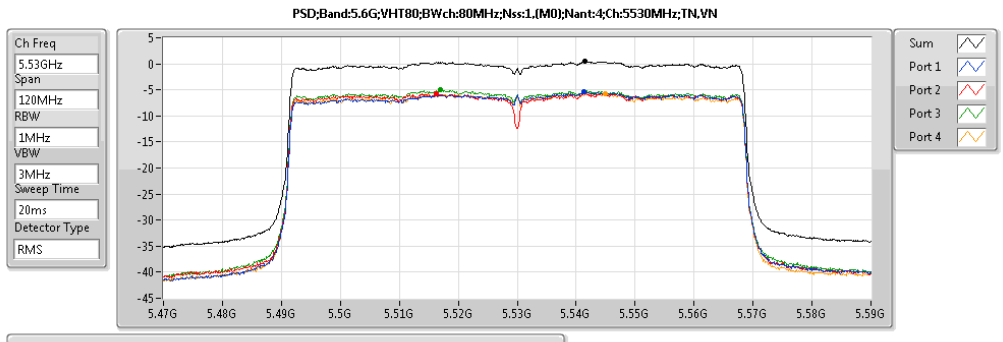

Sum.Max	PD	P1	P2	P3	P4
(dBm/RBW)	(dBm/RBW)	(dBm/RBW)	(dBm/RBW)	(dBm/RBW)	(dBm/RBW)
0.46	0.46	-5.41	-5.66	-5.01	-5.73

PSD;Band:5.6G;VHT80;BWch:80MHz;Nss:1,(M0);Nant:4;Ch:5610MHz;TN,VN

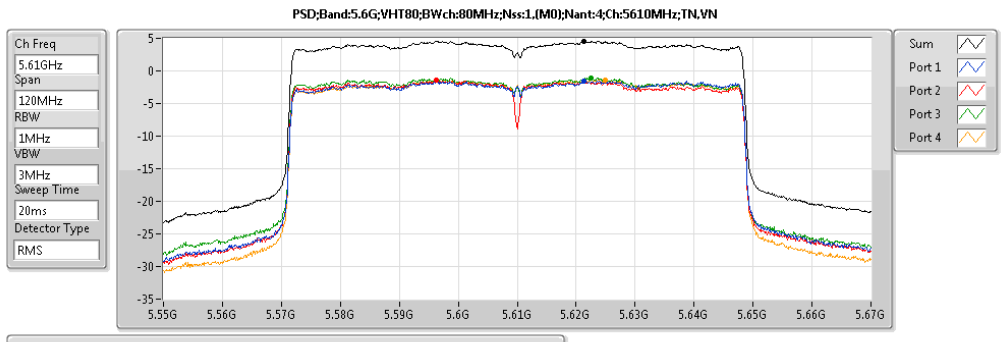

Sum.Max	PD	P1	P2	P3	P4
(dBm/RBW)	(dBm/RBW)	(dBm/RBW)	(dBm/RBW)	(dBm/RBW)	(dBm/RBW)
4.59	4.59	-1.50	-1.45	-1.12	-1.33

PSD;Band:5.6G;VHT80;BWch:80MHz;Nss:1,(M0);Nant:4;Ch:5690MHz;TN,VN

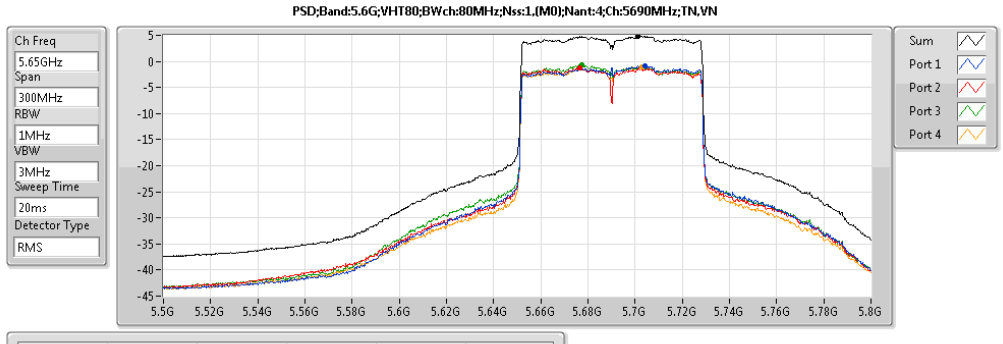

Sum.Max	PD	P1	P2	P3	P4
(dBm/RBW)	(dBm/RBW)	(dBm/RBW)	(dBm/RBW)	(dBm/RBW)	(dBm/RBW)
4.84	4.84	-0.85	-1.24	-0.67	-1.02

PSD;Band:5.8G;11a;BWch:20MHz;Nss:1;Nant:4;Ch:5720MHz;TN,VN

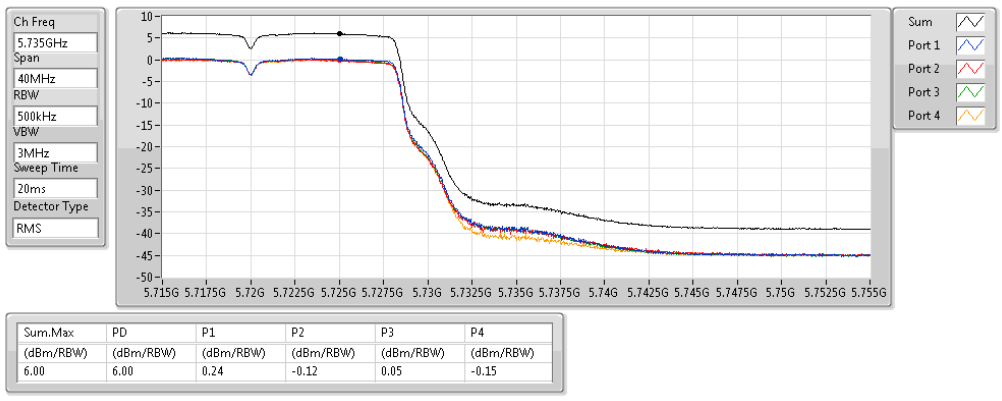

Sum.Max	PD	P1	P2	P3	P4
(dBm/RBW)	(dBm/RBW)	(dBm/RBW)	(dBm/RBW)	(dBm/RBW)	(dBm/RBW)
6.00	6.00	0.24	-0.12	0.05	-0.15

PSD;Band:5.8G;VHT20;BWch:20MHz;Nss:1,(M0);Nant:4;Ch:5720MHz;TN,VN

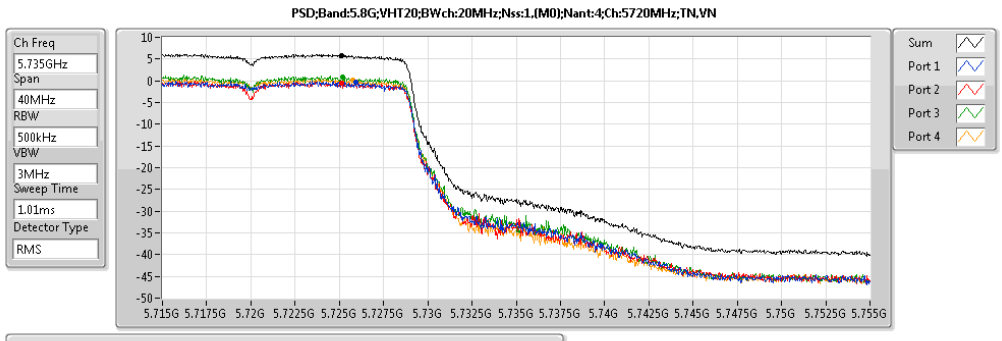

Sum.Max	PD	P1	P2	P3	P4
(dBm/RBW)	(dBm/RBW)	(dBm/RBW)	(dBm/RBW)	(dBm/RBW)	(dBm/RBW)
5.86	5.86	-0.30	-0.50	0.79	0.13

PSD;Band:5.8G;VHT40;BWch:40MHz;Nss:1,(M0);Nant:4;Ch:5710MHz;TN,VN

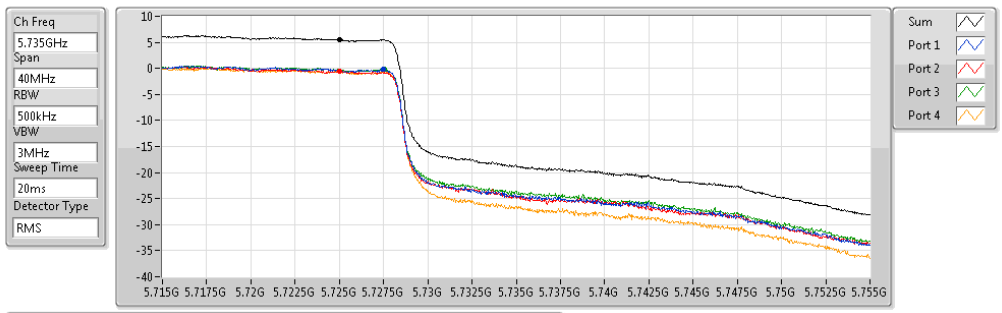

Sum.Max	PD	P1	P2	P3	P4
(dBm/RBW)	(dBm/RBW)	(dBm/RBW)	(dBm/RBW)	(dBm/RBW)	(dBm/RBW)
5.55	5.55	-0.24	-0.61	-0.15	-0.57

PSD;Band:5.8G;VHT80;BWch:80MHz;Nss:1,(M0);Nant:4;Ch:5690MHz;TN,VN

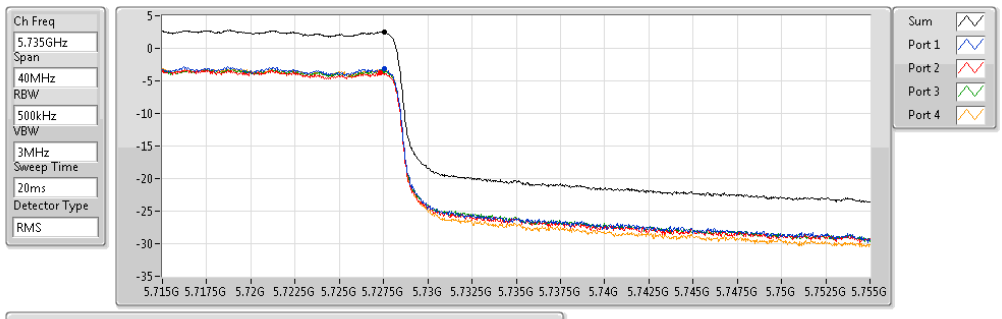

Sum.Max	PD	P1	P2	P3	P4
(dBm/RBW)	(dBm/RBW)	(dBm/RBW)	(dBm/RBW)	(dBm/RBW)	(dBm/RBW)
2.56	2.56	-3.19	-3.72	-3.39	-3.23

PSD;Band:5.3G;VHT20,BF;BWch:20MHz;Nss:1,(M0);Nant:4;Ch:5260MHz;TN,VN

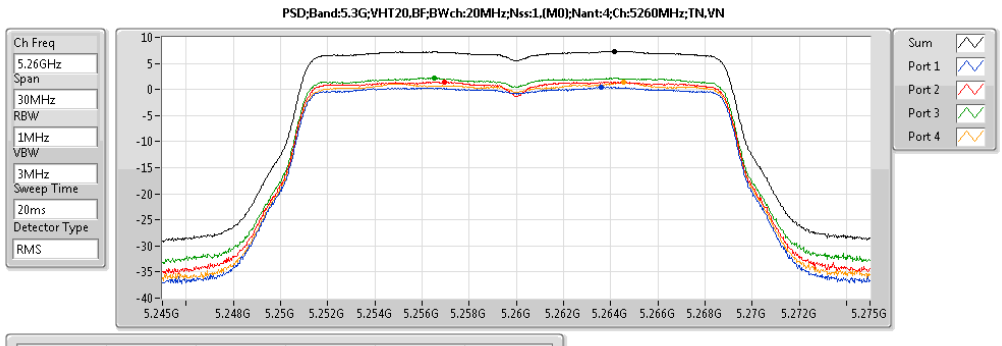

Sum.Max	PD	P1	P2	P3	P4
(dBm/RBW)	(dBm/RBW)	(dBm/RBW)	(dBm/RBW)	(dBm/RBW)	(dBm/RBW)
7.32	7.32	0.42	1.49	2.24	1.31

PSD;Band:5.3G;VHT20,BF;BWch:20MHz;Nss:1,(M0);Nant:4;Ch:5300MHz;TN,VN

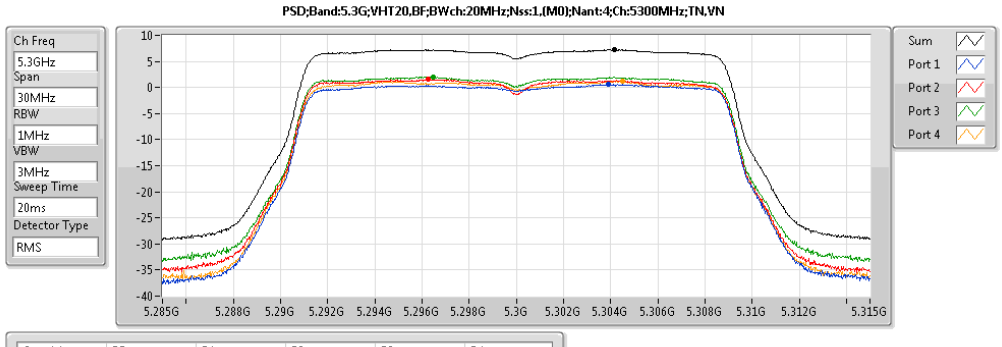

Sum.Max	PD	P1	P2	P3	P4
(dBm/RBW)	(dBm/RBW)	(dBm/RBW)	(dBm/RBW)	(dBm/RBW)	(dBm/RBW)
7.26	7.26	0.58	1.52	2.03	1.19

PSD;Band:5.3G;VHT20,BF;BWch:20MHz;Nss:1,(M0);Nant:4;Ch:5320MHz;TN,VN

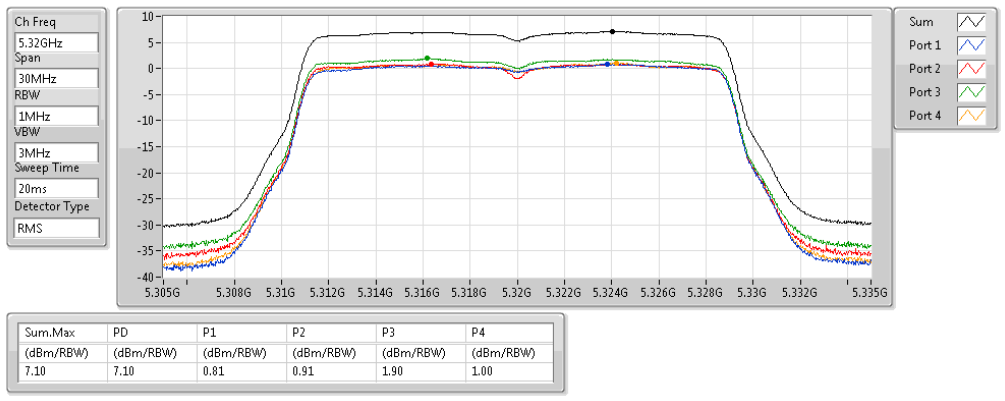

Sum.Max	PD	P1	P2	P3	P4
(dBm/RBW)	(dBm/RBW)	(dBm/RBW)	(dBm/RBW)	(dBm/RBW)	(dBm/RBW)
7.10	7.10	0.81	0.91	1.90	1.00

PSD;Band:5.3G;VHT40,BF;BWch:40MHz;Nss:1,(M0);Nant:4;Ch:5270MHz;TN,VN

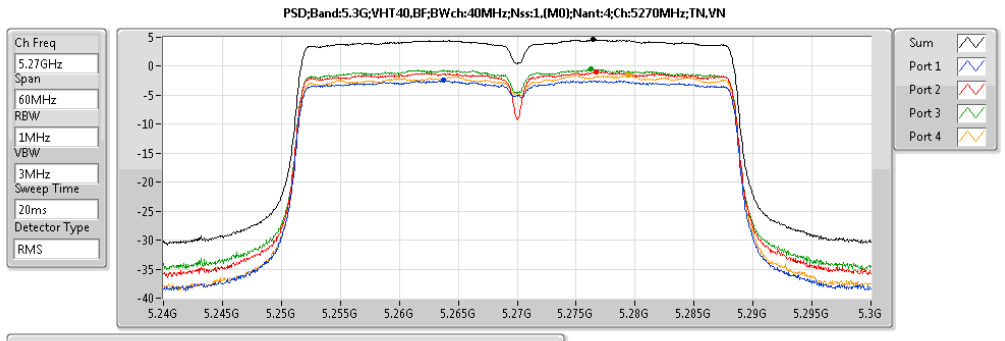

Sum.Max	PD	P1	P2	P3	P4
(dBm/RBW)	(dBm/RBW)	(dBm/RBW)	(dBm/RBW)	(dBm/RBW)	(dBm/RBW)
4.59	4.59	-2.47	-0.97	-0.45	-1.55

PSD;Band:5.3G;VHT40,BF;BWch:40MHz;Nss:1,(M0);Nant:4;Ch:5310MHz;TN,VN

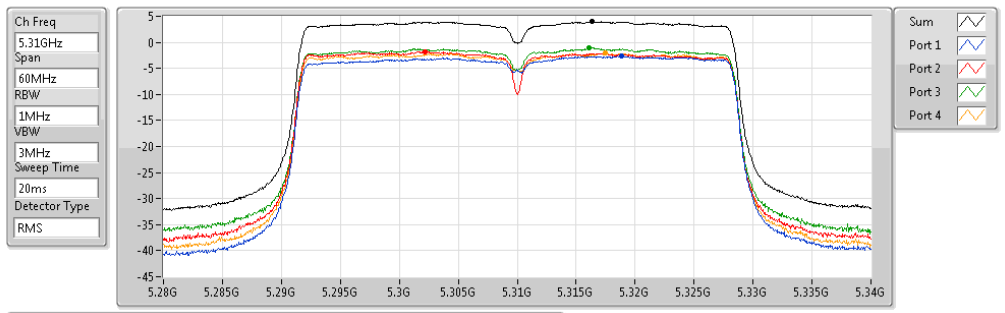

Sum.Max	PD	P1	P2	P3	P4
(dBm/RBW)	(dBm/RBW)	(dBm/RBW)	(dBm/RBW)	(dBm/RBW)	(dBm/RBW)
3.93	3.93	-2.66	-1.82	-1.10	-2.09

PSD;Band:5.3G;VHT80,BF;BWch:80MHz;Nss:1,(M0);Nant:4;Ch:5290MHz;TN,VN

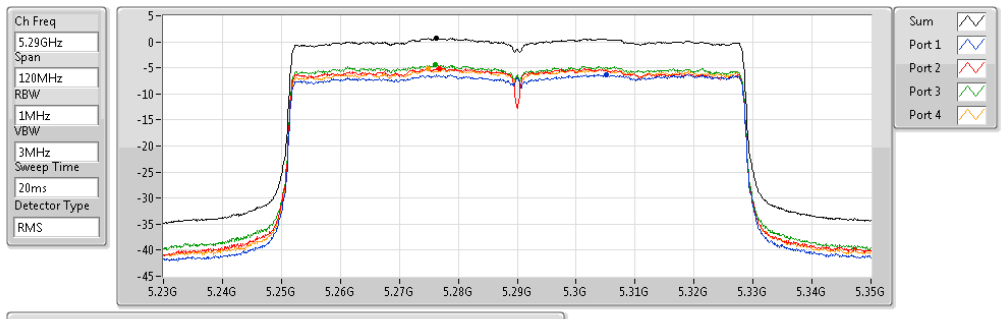

Sum.Max	PD	P1	P2	P3	P4
(dBm/RBW)	(dBm/RBW)	(dBm/RBW)	(dBm/RBW)	(dBm/RBW)	(dBm/RBW)
0.66	0.66	-6.25	-5.07	-4.35	-5.19

PSD;Band:5.6G;VHT20,BF;BWch:20MHz;Nss:1,(M0);Nant:4;Ch:5500MHz;TN,VN

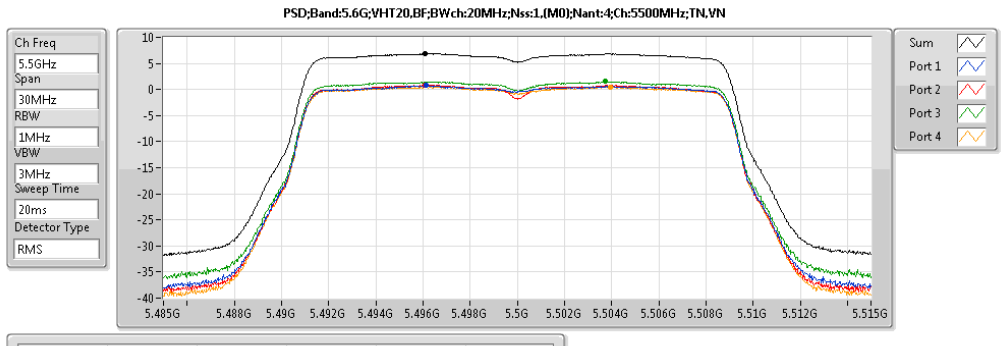

Sum.Max	PD	P1	P2	P3	P4
(dBm/RBW)	(dBm/RBW)	(dBm/RBW)	(dBm/RBW)	(dBm/RBW)	(dBm/RBW)
6.87	6.87	0.73	0.87	1.53	0.47

PSD;Band:5.6G;VHT20,BF;BWch:20MHz;Nss:1,(M0);Nant:4;Ch:5580MHz;TN,VN

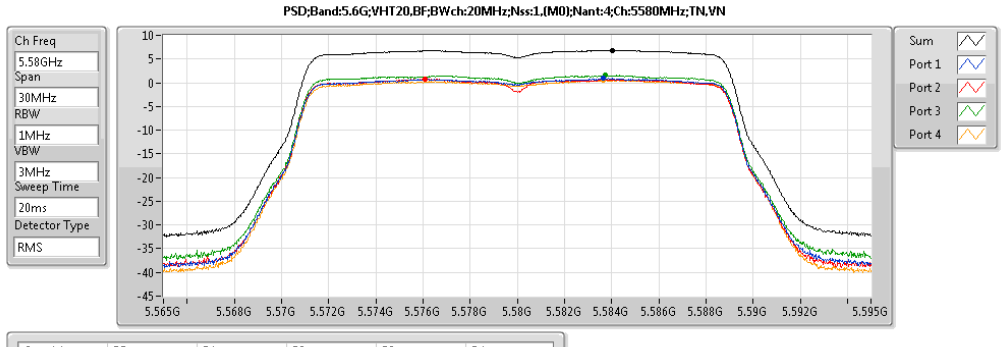

Sum.Max	PD	P1	P2	P3	P4
(dBm/RBW)	(dBm/RBW)	(dBm/RBW)	(dBm/RBW)	(dBm/RBW)	(dBm/RBW)
6.87	6.87	0.89	0.75	1.53	0.54

PSD;Band:5.6G;VHT20,BF;BWch:20MHz;Nss:1,(M0);Nant:4;Ch:5700MHz;TN,VN

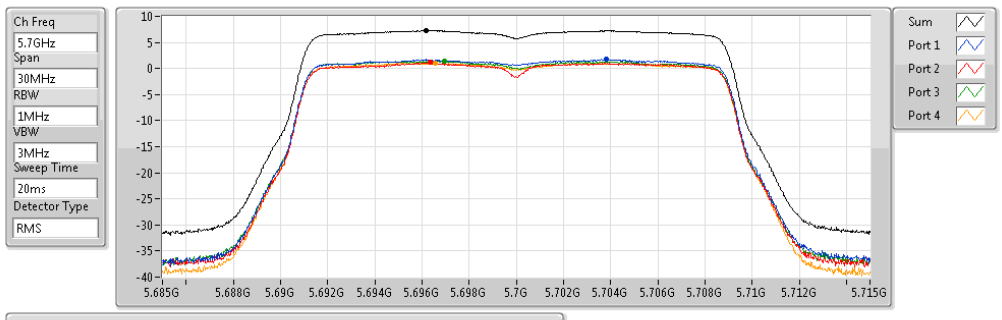

Sum.Max	PD	P1	P2	P3	P4
(dBm/RBW)	(dBm/RBW)	(dBm/RBW)	(dBm/RBW)	(dBm/RBW)	(dBm/RBW)
7.27	7.27	1.74	1.13	1.45	1.03

PSD;Band:5.6G;VHT20,BF;BWch:20MHz;Nss:1,(M0);Nant:4;Ch:5720MHz;TN,VN

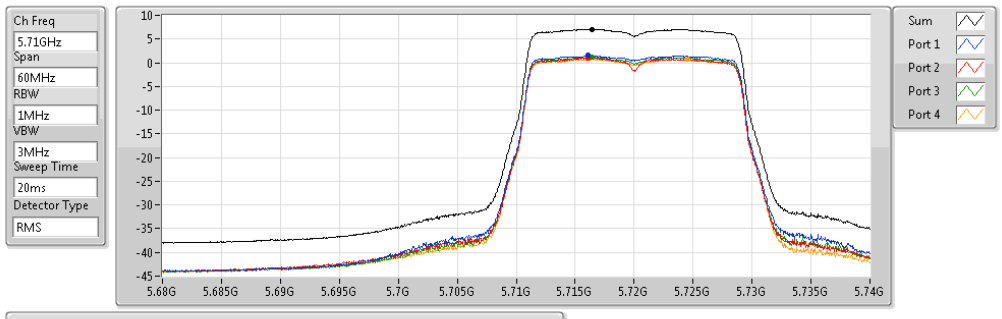

Sum.Max	PD	P1	P2	P3	P4
(dBm/RBW)	(dBm/RBW)	(dBm/RBW)	(dBm/RBW)	(dBm/RBW)	(dBm/RBW)
7.08	7.08	1.55	1.08	1.16	0.75

PSD;Band:5.6G;VHT40,BF;BWch:40MHz;Nss:1,(M0);Nant:4;Ch:5510MHz;TN,VN

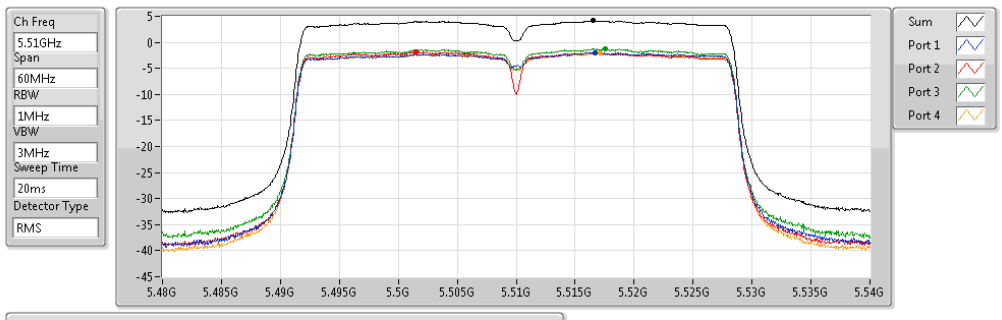

Sum.Max	PD	P1	P2	P3	P4
(dBm/RBW)	(dBm/RBW)	(dBm/RBW)	(dBm/RBW)	(dBm/RBW)	(dBm/RBW)
4.14	4.14	-2.00	-1.78	-1.25	-2.12

PSD;Band:5.6G;VHT40,BF;BWch:40MHz;Nss:1,(M0);Nant:4;Ch:5550MHz;TN,VN

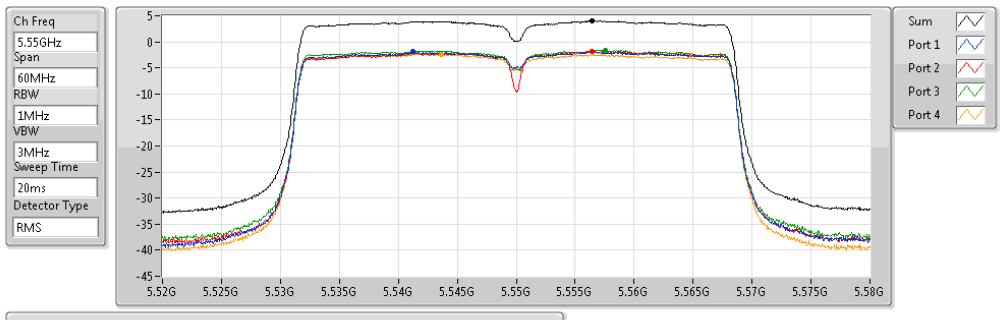

Sum.Max	PD	P1	P2	P3	P4
(dBm/RBW)	(dBm/RBW)	(dBm/RBW)	(dBm/RBW)	(dBm/RBW)	(dBm/RBW)
4.02	4.02	-1.90	-1.78	-1.60	-2.34

PSD;Band:5.6G;VHT40,BF;BWch:40MHz;Nss:1,(M0);Nant:4;Ch:5670MHz;TN,VN

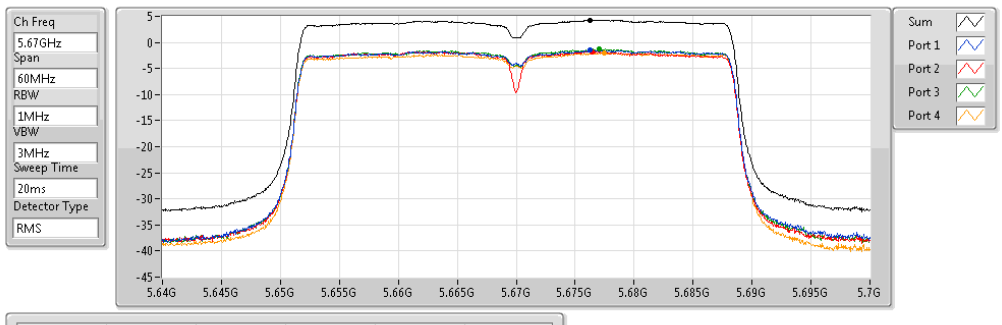

Sum.Max	PD	P1	P2	P3	P4
(dBm/RBW)	(dBm/RBW)	(dBm/RBW)	(dBm/RBW)	(dBm/RBW)	(dBm/RBW)
4.31	4.31	-1.51	-1.74	-1.31	-2.00

PSD;Band:5.6G;VHT40,BF;BWch:40MHz;Nss:1,(M0);Nant:4;Ch:5710MHz;TN,VN

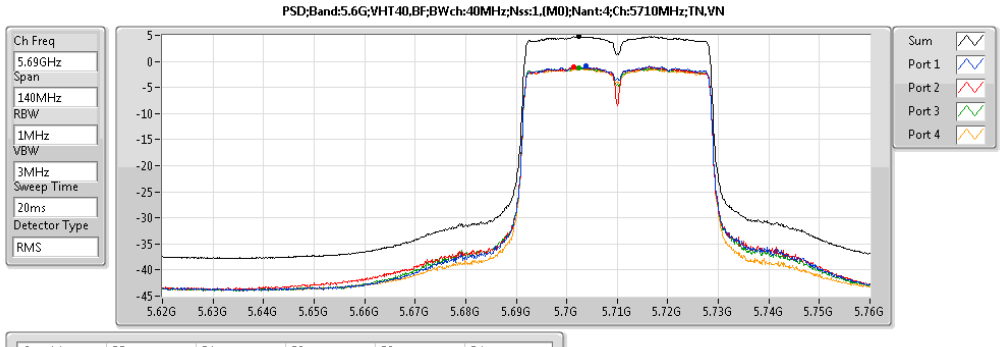

Sum.Max	PD	P1	P2	P3	P4
(dBm/RBW)	(dBm/RBW)	(dBm/RBW)	(dBm/RBW)	(dBm/RBW)	(dBm/RBW)
4.77	4.77	-0.94	-1.03	-1.18	-1.33

PSD;Band:5.6G;VHT80,BF;BWch:80MHz;Nss:1,(M0);Nant:4;Ch:5530MHz;TN,VN

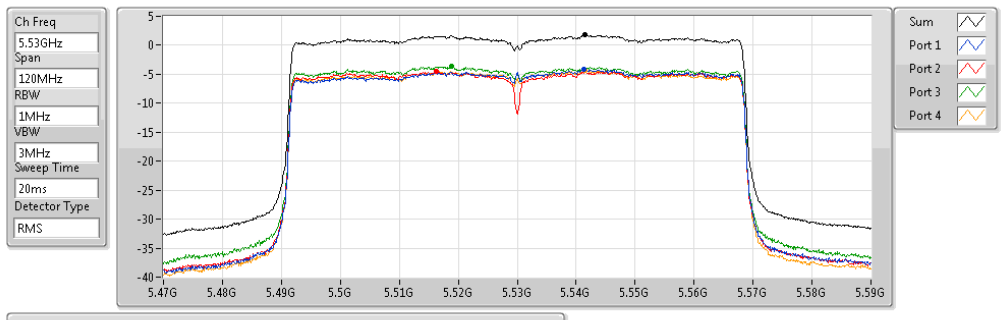

Sum.Max	PD	P1	P2	P3	P4
(dBm/RBW)	(dBm/RBW)	(dBm/RBW)	(dBm/RBW)	(dBm/RBW)	(dBm/RBW)
1.75	1.75	-4.10	-4.57	-3.66	-4.33

PSD;Band:5.6G;VHT80,BF;BWch:80MHz;Nss:1,(M0);Nant:4;Ch:5610MHz;TN,VN

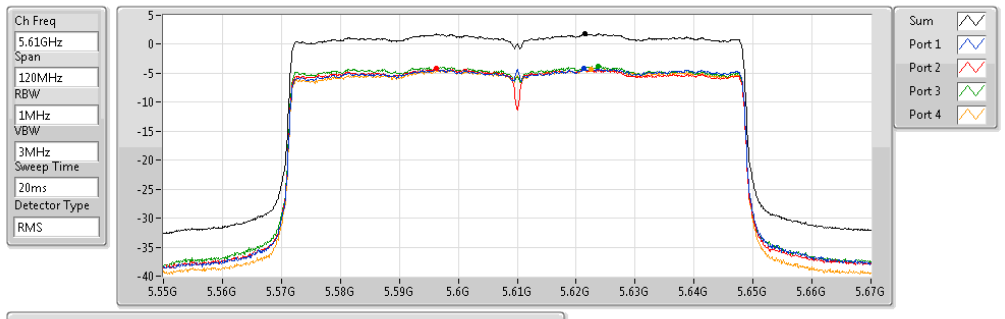

Sum.Max	PD	P1	P2	P3	P4
(dBm/RBW)	(dBm/RBW)	(dBm/RBW)	(dBm/RBW)	(dBm/RBW)	(dBm/RBW)
1.83	1.83	-4.19	-4.17	-3.78	-4.34

PSD;Band:5.6G;VHT80,BF;BWch:80MHz;Nss:1,(M0);Nant:4;Ch:5690MHz;TN,VN

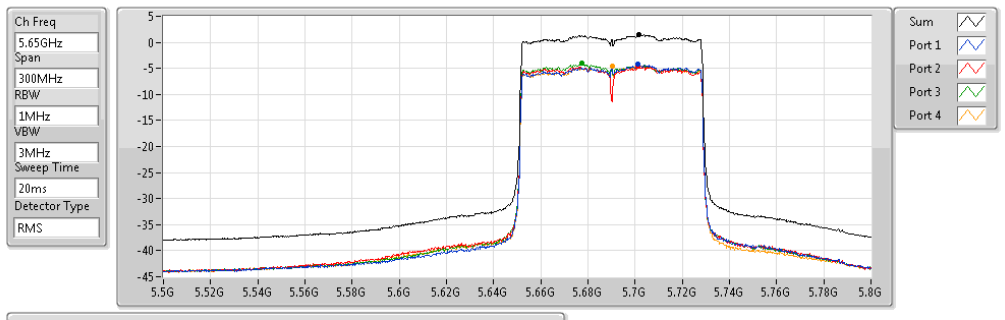

Sum.Max	PD	P1	P2	P3	P4
(dBm/RBW)	(dBm/RBW)	(dBm/RBW)	(dBm/RBW)	(dBm/RBW)	(dBm/RBW)
1.45	1.45	-4.24	-4.64	-4.05	-4.49

PSD;Band:5.8G;VHT20,BF;BWch:20MHz;Nss:1,(M0);Nant:4;Ch:5720MHz;TN,VN

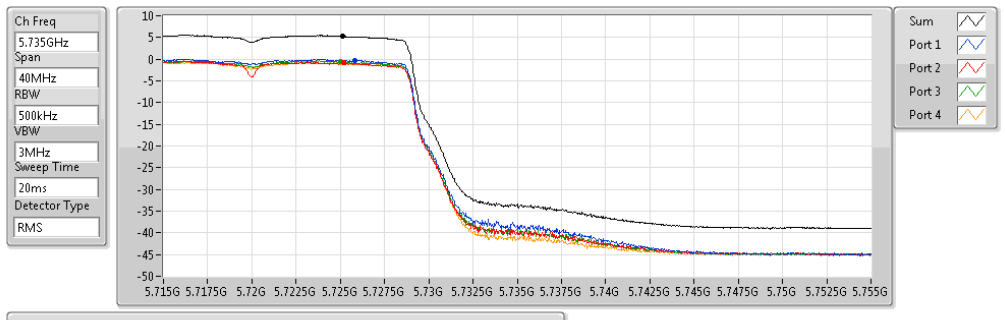

Sum.Max	PD	P1	P2	P3	P4
(dBm/RBW)	(dBm/RBW)	(dBm/RBW)	(dBm/RBW)	(dBm/RBW)	(dBm/RBW)
5.34	5.34	-0.32	-0.85	-0.56	-0.75

PSD;Band:5.8G;VHT40,BF;BWch:40MHz;Nss:1,(M0);Nant:4;Ch:5710MHz;TN,VN

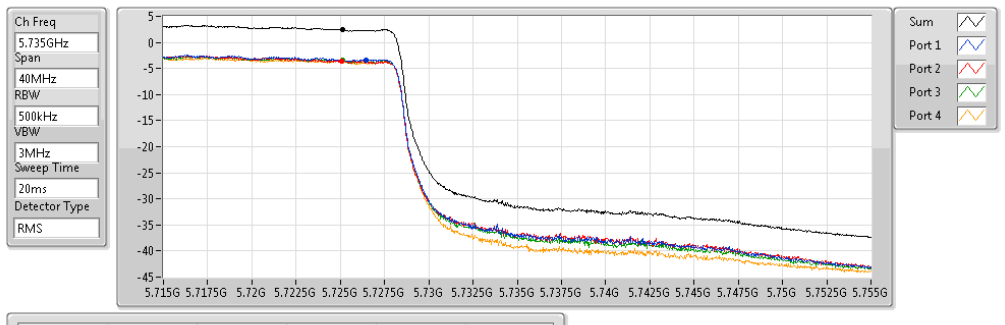

Sum.Max	PD	P1	P2	P3	P4
(dBm/RBW)	(dBm/RBW)	(dBm/RBW)	(dBm/RBW)	(dBm/RBW)	(dBm/RBW)
2.53	2.53	-3.30	-3.55	-3.36	-3.57

PSD;Band:5.8G;VHT80,BF;BWch:80MHz;Nss:1,(M0);Nant:4;Ch:5690MHz;TN,VN

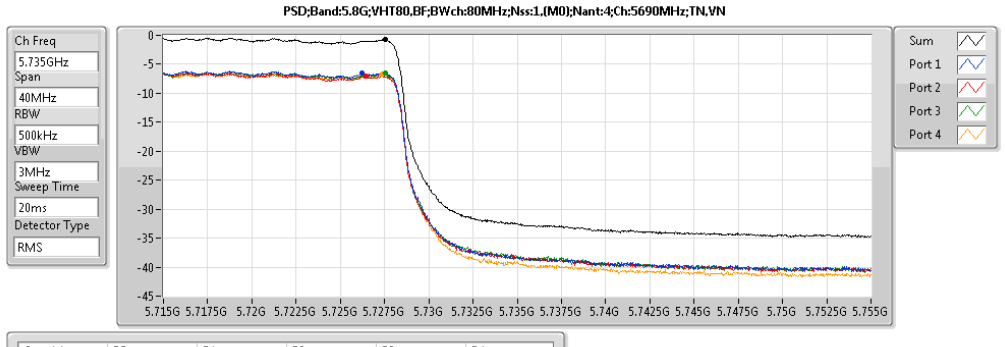

Sum.Max	PD	P1	P2	P3	P4
(dBm/RBW)	(dBm/RBW)	(dBm/RBW)	(dBm/RBW)	(dBm/RBW)	(dBm/RBW)
-0.75	-0.75	-6.54	-7.03	-6.53	-6.74

Summary

Mode	PD (dBm/RBW)	EIRP.PD (dBm/RBW)
5.3G;11a;Nss1;Ntx4	1.38	16.80
5.3G;VHT20;Nss1,(M0);Ntx4	1.38	16.80
5.3G;VHT40;Nss1,(M0);Ntx4	1.33	16.75
5.3G;VHT80;Nss1,(M0);Ntx4	-3.12	12.30
5.6G;11a;Nss1;Ntx4	1.56	16.98
5.6G;VHT20;Nss1,(M0);Ntx4	1.43	16.85
5.6G;VHT40;Nss1,(M0);Ntx4	1.50	16.92
5.6G;VHT80;Nss1,(M0);Ntx4	1.49	16.91
5.8G;11a;Nss1;Ntx4	-0.19	15.23
5.8G;VHT20;Nss1,(M0);Ntx4	-0.41	15.01
5.8G;VHT40;Nss1,(M0);Ntx4	-0.94	14.48
5.8G;VHT80;Nss1,(M0);Ntx4	-0.78	14.64
5.3G;VHT20,BF;Nss1,(M0);Ntx4	1.17	16.59
5.3G;VHT40,BF;Nss1,(M0);Ntx4	-1.77	13.65
5.3G;VHT80,BF;Nss1,(M0);Ntx4	-4.61	10.81
5.6G;VHT20,BF;Nss1,(M0);Ntx4	1.36	16.79
5.6G;VHT40,BF;Nss1,(M0);Ntx4	-1.59	13.83
5.6G;VHT80,BF;Nss1,(M0);Ntx4	-4.23	11.19
5.8G;VHT20,BF;Nss1,(M0);Ntx4	-0.41	15.01
5.8G;VHT40,BF;Nss1,(M0);Ntx4	-3.77	11.66
5.8G;VHT80,BF;Nss1,(M0);Ntx4	-6.74	8.68

Result

Mode	Result	Meas.RBW (Hz)	Lim.RBW (Hz)	BWCF (dB)	DG (dBi)	PD (dBm/RBW)	PD.Limit (dBm/RBW)	EIRP.PD (dBm/RBW)	EIRP.PD.Lim (dBm/RBW)	P1 (dBm/RBW)	P2 (dBm/RBW)	P3 (dBm/RBW)	P4 (dBm/RBW)
5.3G;11a;Nss1;Ntx4;5260	Pass	1M	1M	0.00	15.42	1.36	1.58	16.78	Inf	-5.53	-4.21	-3.96	-4.79
5.3G;11a;Nss1;Ntx4;5300	Pass	1M	1M	0.00	15.42	1.38	1.58	16.80	Inf	-5.55	-4.09	-4.18	-4.50
5.3G;11a;Nss1;Ntx4;5320	Pass	1M	1M	0.00	15.42	1.35	1.58	16.77	Inf	-5.16	-4.66	-3.99	-4.64
5.3G;VHT20;Nss1,(M0);Ntx4;5260	Pass	1M	1M	0.00	15.42	1.38	1.58	16.80	Inf	-5.41	-4.34	-3.81	-4.67
5.3G;VHT20;Nss1,(M0);Ntx4;5300	Pass	1M	1M	0.00	15.42	1.29	1.58	16.72	Inf	-5.44	-4.26	-3.85	-4.70
5.3G;VHT20;Nss1,(M0);Ntx4;5320	Pass	1M	1M	0.00	15.42	1.33	1.58	16.75	Inf	-4.98	-4.74	-4.00	-4.72
5.3G;VHT40;Nss1,(M0);Ntx4;5270	Pass	1M	1M	0.00	15.42	1.28	1.58	16.70	Inf	-5.80	-4.25	-3.96	-4.82
5.3G;VHT40;Nss1,(M0);Ntx4;5310	Pass	1M	1M	0.00	15.42	1.33	1.58	16.75	Inf	-5.23	-4.35	-3.81	-4.71
5.3G;VHT80;Nss1,(M0);Ntx4;5290	Pass	1M	1M	0.00	15.42	-3.12	1.58	12.30	Inf	-9.03	-8.80	-8.20	-8.38
5.6G;11a;Nss1;Ntx4;5500	Pass	1M	1M	0.00	15.42	1.43	1.58	16.85	Inf	-4.81	-4.38	-4.14	-4.75
5.6G;11a;Nss1;Ntx4;5580	Pass	1M	1M	0.00	15.42	1.34	1.58	16.76	Inf	-4.70	-4.68	-3.98	-4.98
5.6G;11a;Nss1;Ntx4;5700	Pass	1M	1M	0.00	15.42	1.43	1.58	16.85	Inf	-4.22	-4.62	-4.31	-4.81
5.6G;11a;Nss1;Ntx4;5720	Pass	1M	1M	0.00	15.42	1.56	1.58	16.98	Inf	-4.07	-4.35	-4.51	-4.78
5.6G;VHT20;Nss1,(M0);Ntx4;5500	Pass	1M	1M	0.00	15.42	1.43	1.58	16.85	Inf	-4.80	-4.37	-4.14	-4.98
5.6G;VHT20;Nss1,(M0);Ntx4;5580	Pass	1M	1M	0.00	15.42	1.38	1.58	16.81	Inf	-4.51	-4.64	-4.10	-4.96
5.6G;VHT20;Nss1,(M0);Ntx4;5700	Pass	1M	1M	0.00	15.42	1.33	1.58	16.75	Inf	-4.05	-4.77	-4.59	-5.07
5.6G;VHT20;Nss1,(M0);Ntx4;5720	Pass	1M	1M	0.00	15.42	1.33	1.58	16.75	Inf	-4.18	-4.31	-4.91	-5.06
5.6G;VHT40;Nss1,(M0);Ntx4;5510	Pass	1M	1M	0.00	15.42	1.50	1.58	16.92	Inf	-4.53	-4.38	-4.00	-4.72
5.6G;VHT40;Nss1,(M0);Ntx4;5550	Pass	1M	1M	0.00	15.42	1.38	1.58	16.80	Inf	-4.55	-4.53	-4.24	-4.94
5.6G;VHT40;Nss1,(M0);Ntx4;5670	Pass	1M	1M	0.00	15.42	1.43	1.58	16.85	Inf	-4.53	-4.52	-4.09	-4.94
5.6G;VHT40;Nss1,(M0);Ntx4;5710	Pass	1M	1M	0.00	15.42	1.42	1.58	16.84	Inf	-4.32	-4.44	-4.43	-4.85
5.6G;VHT80;Nss1,(M0);Ntx4;5530	Pass	1M	1M	0.00	15.42	-2.59	1.58	12.83	Inf	-7.05	-8.53	-8.17	-8.56
5.6G;VHT80;Nss1,(M0);Ntx4;5610	Pass	1M	1M	0.00	15.42	1.31	1.58	16.73	Inf	-4.99	-4.63	-4.26	-4.68
5.6G;VHT80;Nss1,(M0);Ntx4;5690	Pass	1M	1M	0.00	15.42	1.49	1.58	16.91	Inf	-4.30	-4.59	-4.18	-4.54
5.8G;11a;Nss1;Ntx4;5720	Pass	500k	500k	0.00	15.42	-0.19	20.58	15.23	26.58	-5.93	-6.20	-6.41	-6.31
5.8G;VHT20;Nss1,(M0);Ntx4;5720	Pass	500k	500k	0.00	15.42	-0.41	20.58	15.01	26.58	-6.02	-6.34	-6.58	-6.67
5.8G;VHT40;Nss1,(M0);Ntx4;5710	Pass	500k	500k	0.00	15.42	-0.94	20.58	14.48	26.58	-6.56	-6.91	-6.98	-6.99
5.8G;VHT80;Nss1,(M0);Ntx4;5690	Pass	500k	500k	0.00	15.42	-0.78	20.58	14.64	26.58	-6.54	-7.13	-6.66	-6.70
5.3G;VHT20,BF;Nss1,(M0);Ntx4;5260	Pass	1M	1M	0.00	15.42	1.17	1.58	16.59	Inf	-5.62	-4.53	-4.01	-4.93
5.3G;VHT20,BF;Nss1,(M0);Ntx4;5300	Pass	1M	1M	0.00	15.42	1.04	1.58	16.46	Inf	-5.56	-4.58	-4.15	-5.12
5.3G;VHT20,BF;Nss1,(M0);Ntx4;5320	Pass	1M	1M	0.00	15.42	0.91	1.58	16.33	Inf	-5.35	-5.29	-4.50	-5.03
5.3G;VHT40,BF;Nss1,(M0);Ntx4;5270	Pass	1M	1M	0.00	15.42	-1.77	1.58	13.65	Inf	-8.67	-7.25	-6.97	-7.77
5.3G;VHT40,BF;Nss1,(M0);Ntx4;5310	Pass	1M	1M	0.00	15.42	-1.87	1.58	13.55	Inf	-8.22	-7.39	-7.09	-8.06
5.3G;VHT80,BF;Nss1,(M0);Ntx4;5290	Pass	1M	1M	0.00	15.42	-4.61	1.58	10.81	Inf	-10.76	-10.19	-9.70	-10.12
5.6G;VHT20,BF;Nss1,(M0);Ntx4;5500	Pass	1M	1M	0.00	15.42	1.19	1.58	16.61	Inf	-4.94	-4.54	-4.39	-5.20
5.6G;VHT20,BF;Nss1,(M0);Ntx4;5580	Pass	1M	1M	0.00	15.42	1.16	1.58	16.58	Inf	-4.76	-4.81	-4.29	-5.31
5.6G;VHT20,BF;Nss1,(M0);Ntx4;5700	Pass	1M	1M	0.00	15.42	1.05	1.58	16.47	Inf	-4.49	-4.98	-4.91	-5.28
5.6G;VHT20,BF;Nss1,(M0);Ntx4;5720	Pass	1M	1M	0.00	15.42	1.36	1.58	16.79	Inf	-4.13	-4.38	-4.83	-5.11
5.6G;VHT40,BF;Nss1,(M0);Ntx4;5510	Pass	1M	1M	0.00	15.42	-1.87	1.58	13.55	Inf	-7.91	-7.70	-7.40	-8.19
5.6G;VHT40,BF;Nss1,(M0);Ntx4;5550	Pass	1M	1M	0.00	15.42	-1.82	1.58	13.60	Inf	-7.83	-7.51	-7.38	-8.19
5.6G;VHT40,BF;Nss1,(M0);Ntx4;5670	Pass	1M	1M	0.00	15.42	-1.81	1.58	13.61	Inf	-7.49	-7.64	-7.58	-8.32
5.6G;VHT40,BF;Nss1,(M0);Ntx4;5710	Pass	1M	1M	0.00	15.42	-1.59	1.58	13.83	Inf	-7.23	-7.26	-7.54	-7.93
5.6G;VHT80,BF;Nss1,(M0);Ntx4;5530	Pass	1M	1M	0.00	15.42	-4.28	1.58	11.14	Inf	-8.69	-10.78	-8.88	-10.64
5.6G;VHT80,BF;Nss1,(M0);Ntx4;5610	Pass	1M	1M	0.00	15.42	-4.23	1.58	11.19	Inf	-8.10	-10.50	-10.16	-9.96
5.6G;VHT80,BF;Nss1,(M0);Ntx4;5690	Pass	1M	1M	0.00	15.42	-4.44	1.58	10.98	Inf	-8.59	-10.45	-10.17	-9.94
5.8G;VHT20,BF;Nss1,(M0);Ntx4;5720	Pass	500k	500k	0.00	15.42	-0.41	20.58	15.01	26.58	-6.03	-6.37	-6.49	-6.70
5.8G;VHT40,BF;Nss1,(M0);Ntx4;5710	Pass	500k	500k	0.00	15.42	-3.77	20.58	11.66	26.58	-9.63	-9.55	-9.74	-10.06
5.8G;VHT80,BF;Nss1,(M0);Ntx4;5690	Pass	500k	500k	0.00	15.42	-6.74	20.58	8.68	26.58	-12.39	-12.90	-12.68	-12.75

PSD;Band:5.3G;11a;BWch:20MHz;Nss:1;Nant:4;Ch:5260MHz;TN,VN

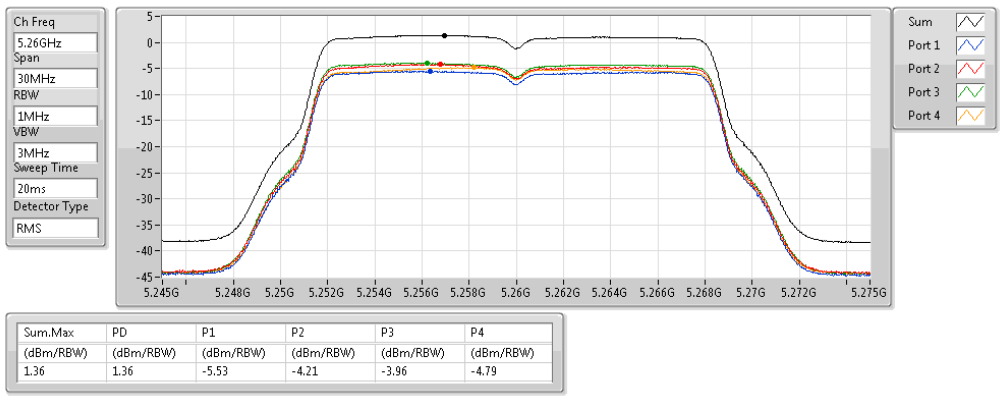

Sum.Max	PD	P1	P2	P3	P4
(dBm/RBW)	(dBm/RBW)	(dBm/RBW)	(dBm/RBW)	(dBm/RBW)	(dBm/RBW)
1.36	1.36	-5.53	-4.21	-3.96	-4.79

PSD;Band:5.3G;11a;BWch:20MHz;Nss:1;Nant:4;Ch:5300MHz;TN,VN

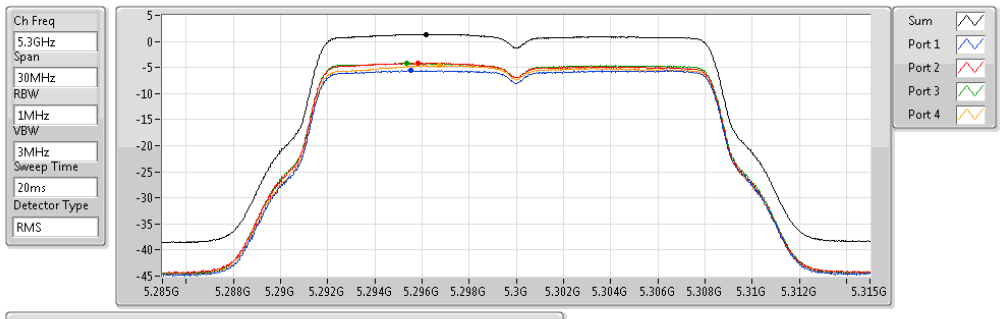

Sum.Max	PD	P1	P2	P3	P4
(dBm/RBW)	(dBm/RBW)	(dBm/RBW)	(dBm/RBW)	(dBm/RBW)	(dBm/RBW)
1.38	1.38	-5.55	-4.09	-4.18	-4.50

PSD;Band:5.3G;11a;BWch:20MHz;Nss:1;Nant:4;Ch:5320MHz;TN,VN

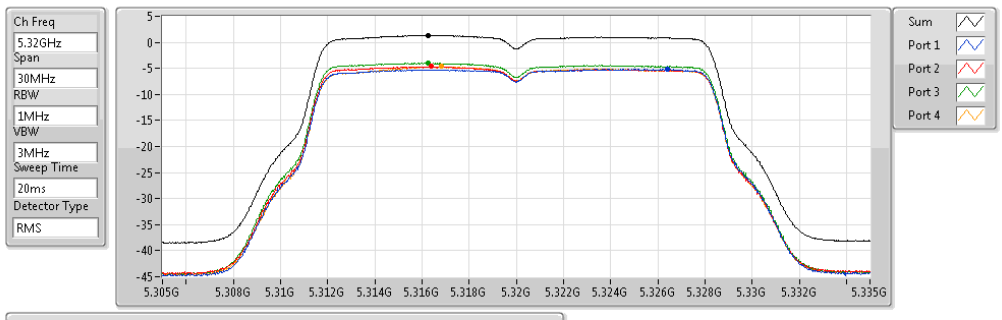

Sum.Max	PD	P1	P2	P3	P4
(dBm/RBW)	(dBm/RBW)	(dBm/RBW)	(dBm/RBW)	(dBm/RBW)	(dBm/RBW)
1.35	1.35	-5.16	-4.66	-3.99	-4.64

PSD;Band:5.3G;VHT20;BWch:20MHz;Nss:1,(M0);Nant:4;Ch:5260MHz;TN,VN

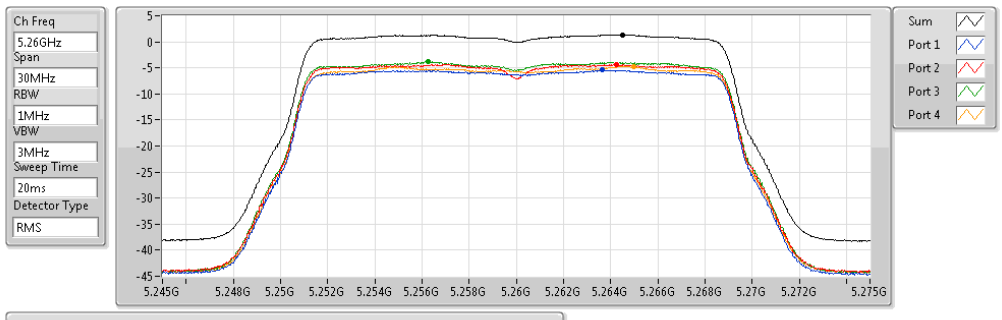

Sum.Max	PD	P1	P2	P3	P4
(dBm/RBW)	(dBm/RBW)	(dBm/RBW)	(dBm/RBW)	(dBm/RBW)	(dBm/RBW)
1.38	1.38	-5.41	-4.34	-3.81	-4.67

PSD;Band:5.3G;VHT20;BWch:20MHz;Nss:1,(M0);Nant:4;Ch:5300MHz;TN,VN

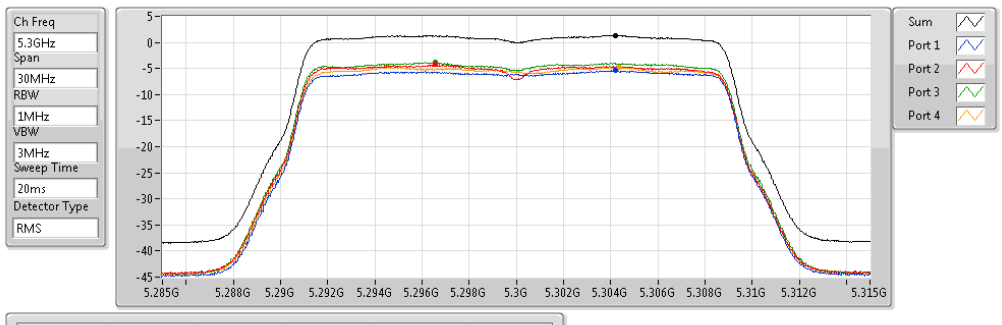

Sum.Max	PD	P1	P2	P3	P4
(dBm/RBW)	(dBm/RBW)	(dBm/RBW)	(dBm/RBW)	(dBm/RBW)	(dBm/RBW)
1.29	1.29	-5.44	-4.26	-3.85	-4.70

PSD;Band:5.3G;VHT20;BWch:20MHz;Nss:1,(M0);Nant:4;Ch:5320MHz;TN,VN

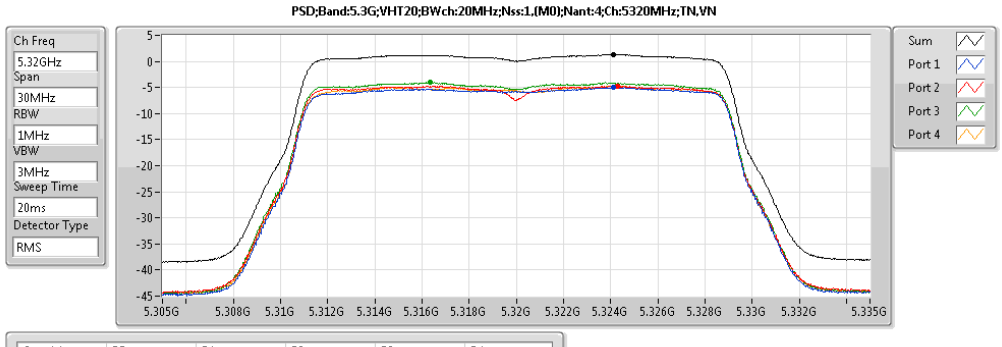

Sum.Max	PD	P1	P2	P3	P4
(dBm/RBW)	(dBm/RBW)	(dBm/RBW)	(dBm/RBW)	(dBm/RBW)	(dBm/RBW)
1.33	1.33	-4.98	-4.74	-4.00	-4.72

PSD;Band:5.3G;VHT40;BWch:40MHz;Nss:1,(M0);Nant:4;Ch:5270MHz;TN,VN

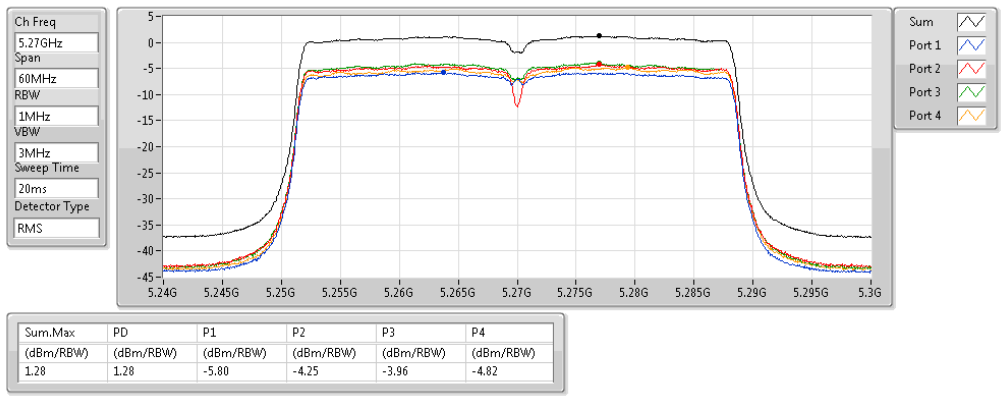

Sum.Max	PD	P1	P2	P3	P4
(dBm/RBW)	(dBm/RBW)	(dBm/RBW)	(dBm/RBW)	(dBm/RBW)	(dBm/RBW)
1.28	1.28	-5.80	-4.25	-3.96	-4.82

PSD;Band:5.3G;VHT40;BWch:40MHz;Nss:1,(M0);Nant:4;Ch:5310MHz;TN,VN

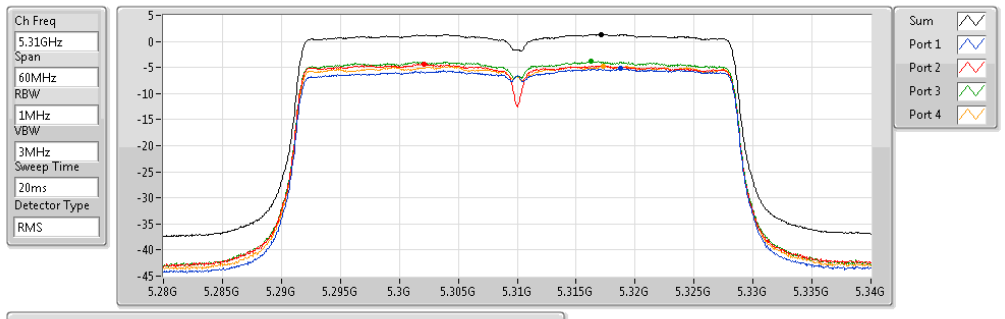

Sum.Max	PD	P1	P2	P3	P4
(dBm/RBW)	(dBm/RBW)	(dBm/RBW)	(dBm/RBW)	(dBm/RBW)	(dBm/RBW)
1.33	1.33	-5.23	-4.35	-3.81	-4.71

PSD;Band:5.3G;VHT80;BWch:80MHz;Nss:1,(M0);Nant:4;Ch:5290MHz;TN,VN

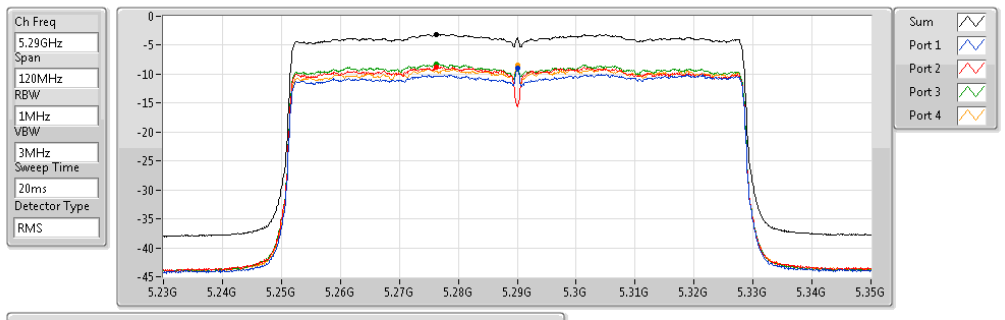

Sum.Max	PD	P1	P2	P3	P4
(dBm/RBW)	(dBm/RBW)	(dBm/RBW)	(dBm/RBW)	(dBm/RBW)	(dBm/RBW)
-3.12	-3.12	-9.03	-8.80	-8.20	-8.38

PSD;Band:5.6G;11a;BWch:20MHz;Nss:1;Nant:4;Ch:5500MHz;TN,VN

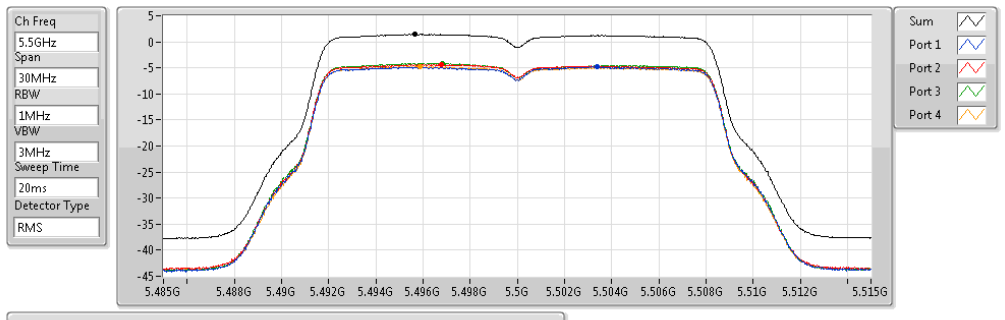

Sum.Max	PD	P1	P2	P3	P4
(dBm/RBW)	(dBm/RBW)	(dBm/RBW)	(dBm/RBW)	(dBm/RBW)	(dBm/RBW)
1.43	1.43	-4.81	-4.38	-4.14	-4.75

PSD;Band:5.6G;11a;BWch:20MHz;Nss:1;Nant:4;Ch:5580MHz;TN,VN

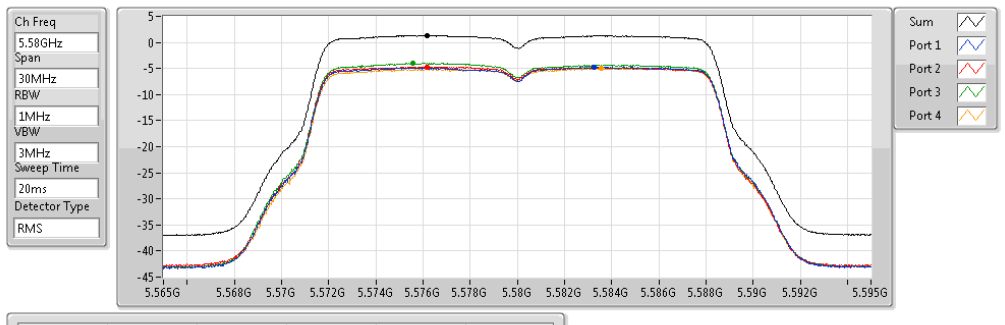

Sum.Max	PD	P1	P2	P3	P4
(dBm/RBW)	(dBm/RBW)	(dBm/RBW)	(dBm/RBW)	(dBm/RBW)	(dBm/RBW)
1.34	1.34	-4.70	-4.68	-3.98	-4.98

PSD;Band:5.6G;11a;BWch:20MHz;Nss:1;Nant:4;Ch:5700MHz;TN,VN

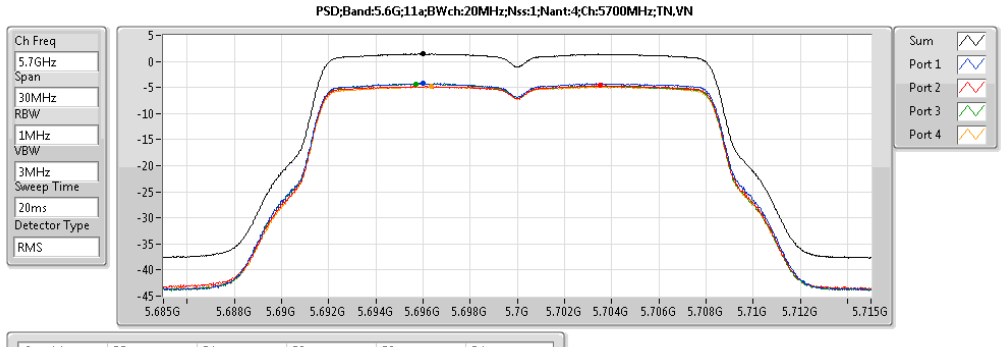

Sum.Max	PD	P1	P2	P3	P4
(dBm/RBW)	(dBm/RBW)	(dBm/RBW)	(dBm/RBW)	(dBm/RBW)	(dBm/RBW)
1.43	1.43	-4.22	-4.62	-4.31	-4.81

PSD;Band:5.6G;11a;BWch:20MHz;Nss:1;Nant:4;Ch:5720MHz;TN,VN

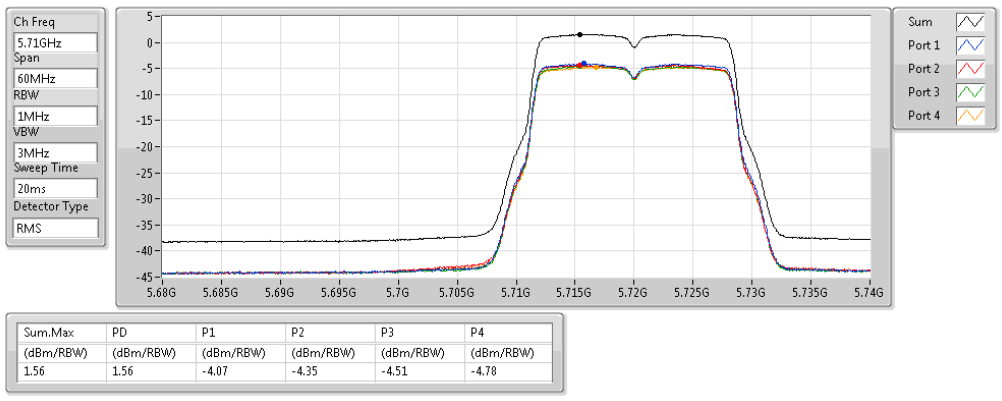

Sum.Max	PD	P1	P2	P3	P4
(dBm/RBW)	(dBm/RBW)	(dBm/RBW)	(dBm/RBW)	(dBm/RBW)	(dBm/RBW)
1.56	1.56	-4.07	-4.35	-4.51	-4.78

PSD;Band:5.6G;VHT20;BWch:20MHz;Nss:1,(M0);Nant:4;Ch:5500MHz;TN,VN

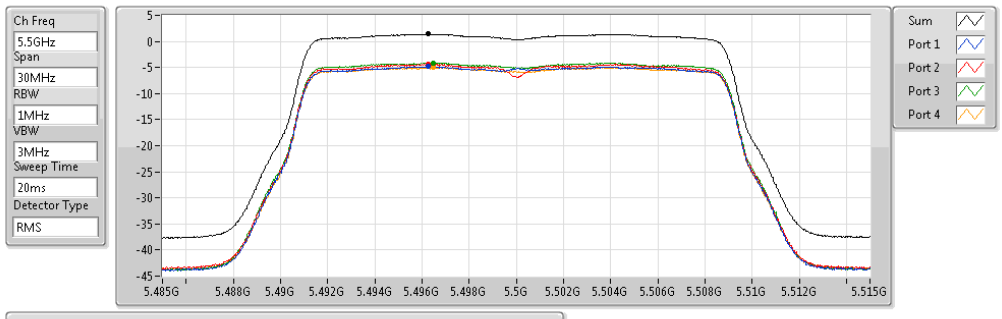

Sum.Max	PD	P1	P2	P3	P4
(dBm/RBW)	(dBm/RBW)	(dBm/RBW)	(dBm/RBW)	(dBm/RBW)	(dBm/RBW)
1.43	1.43	-4.80	-4.37	-4.14	-4.98

PSD;Band:5.6G;VHT20;BWch:20MHz;Nss:1,(M0);Nant:4;Ch:5580MHz;TN,VN

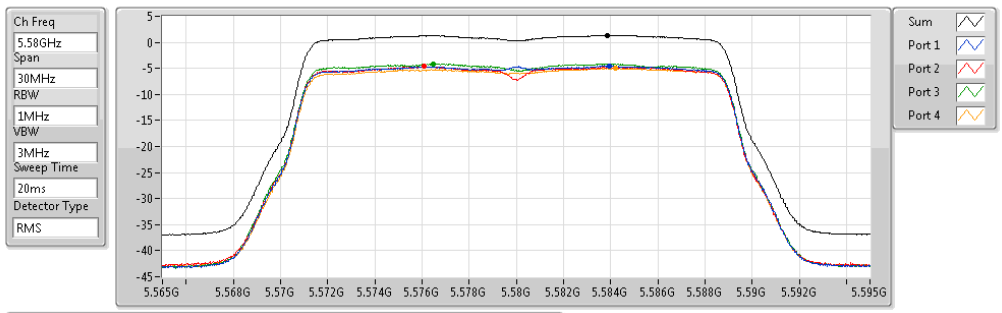

Sum.Max	PD	P1	P2	P3	P4
(dBm/RBW)	(dBm/RBW)	(dBm/RBW)	(dBm/RBW)	(dBm/RBW)	(dBm/RBW)
1.38	1.38	-4.51	-4.64	-4.10	-4.96

PSD;Band:5.6G;VHT20;BWch:20MHz;Nss:1,(M0);Nant:4;Ch:5700MHz;TN,VN

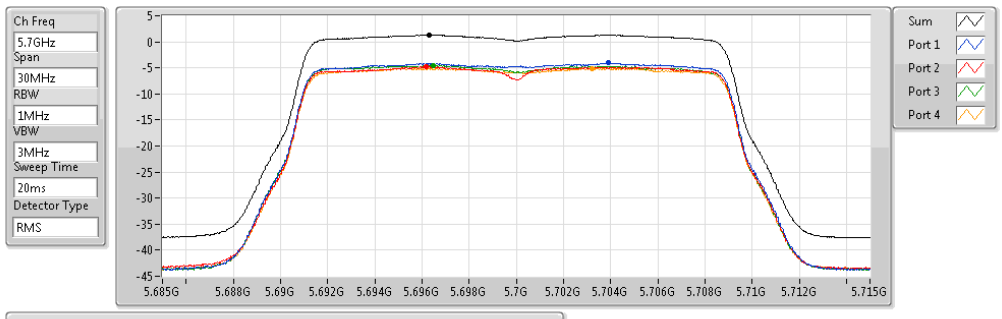

Sum.Max	PD	P1	P2	P3	P4
(dBm/RBW)	(dBm/RBW)	(dBm/RBW)	(dBm/RBW)	(dBm/RBW)	(dBm/RBW)
1.33	1.33	-4.05	-4.77	-4.59	-5.07

PSD;Band:5.6G;VHT20;BWch:20MHz;Nss:1,(M0);Nant:4;Ch:5720MHz;TN,VN

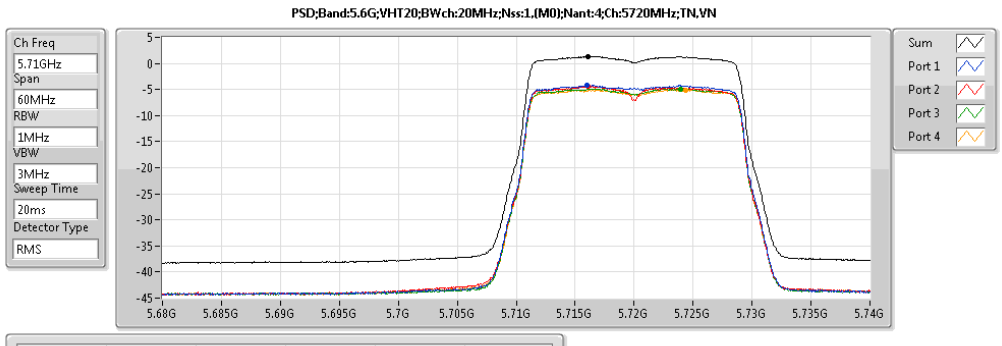

Sum.Max	PD	P1	P2	P3	P4
(dBm/RBW)	(dBm/RBW)	(dBm/RBW)	(dBm/RBW)	(dBm/RBW)	(dBm/RBW)
1.33	1.33	-4.18	-4.31	-4.91	-5.06

PSD;Band:5.6G;VHT40;BWch:40MHz;Nss:1,(M0);Nant:4;Ch:5510MHz;TN,VN

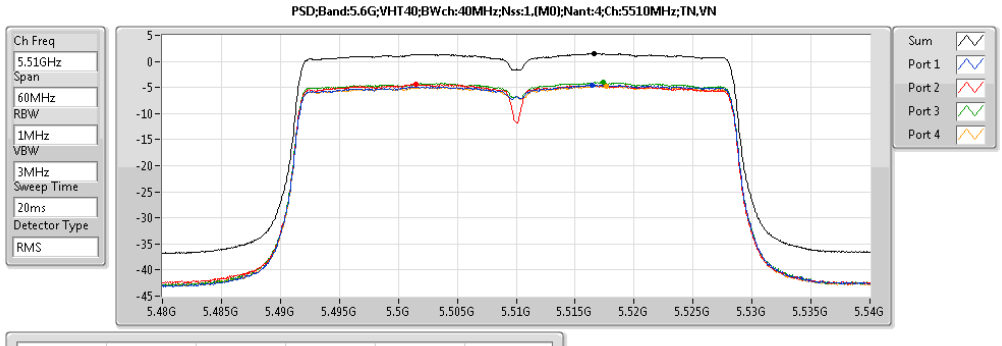

Sum.Max	PD	P1	P2	P3	P4
(dBm/RBW)	(dBm/RBW)	(dBm/RBW)	(dBm/RBW)	(dBm/RBW)	(dBm/RBW)
1.50	1.50	-4.53	-4.38	-4.00	-4.72

PSD;Band:5.6G;VHT40;BWch:40MHz;Nss:1,(M0);Nant:4;Ch:5550MHz;TN,VN

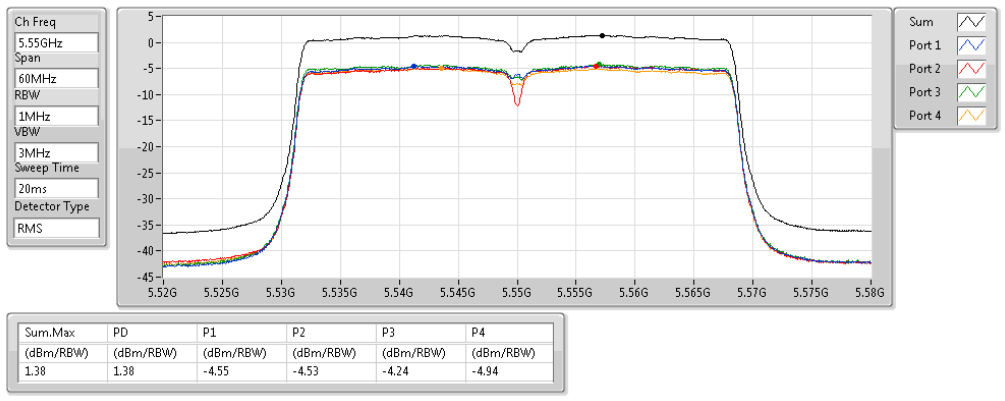

Sum.Max	PD	P1	P2	P3	P4
(dBm/RBW)	(dBm/RBW)	(dBm/RBW)	(dBm/RBW)	(dBm/RBW)	(dBm/RBW)
1.38	1.38	-4.55	-4.53	-4.24	-4.94

PSD;Band:5.6G;VHT40;BWch:40MHz;Nss:1,(M0);Nant:4;Ch:5670MHz;TN,VN

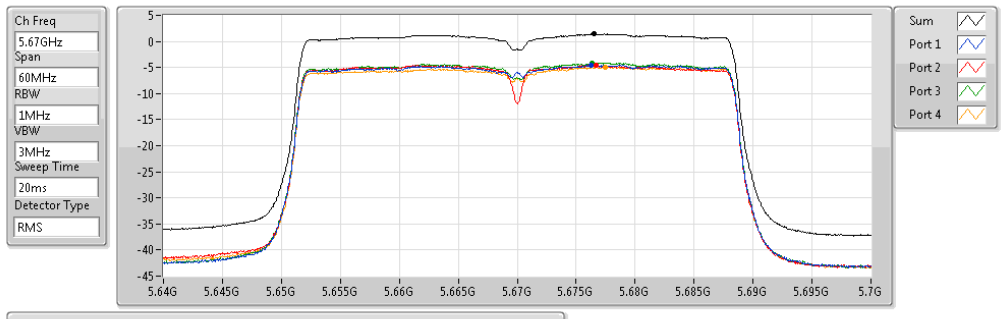

Sum.Max	PD	P1	P2	P3	P4
(dBm/RBW)	(dBm/RBW)	(dBm/RBW)	(dBm/RBW)	(dBm/RBW)	(dBm/RBW)
1.43	1.43	-4.53	-4.52	-4.09	-4.94

PSD;Band:5.6G;VHT40;BWch:40MHz;Nss:1,(M0);Nant:4;Ch:5710MHz;TN,VN

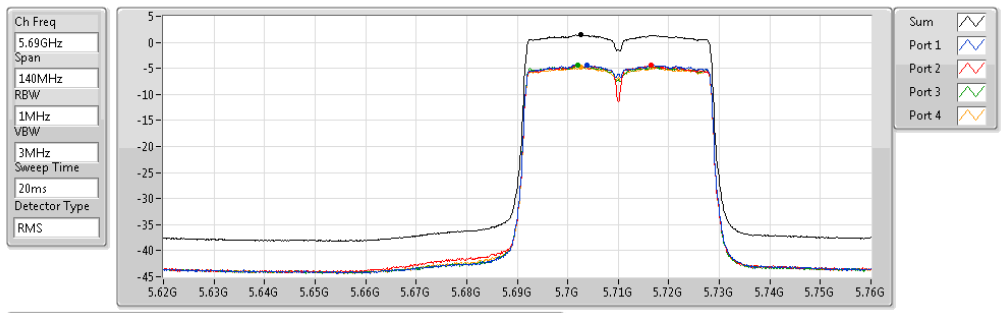

Sum.Max	PD	P1	P2	P3	P4
(dBm/RBW)	(dBm/RBW)	(dBm/RBW)	(dBm/RBW)	(dBm/RBW)	(dBm/RBW)
1.42	1.42	-4.32	-4.44	-4.43	-4.85

PSD;Band:5.6G;VHT80;BWch:80MHz;Nss:1,(M0);Nant:4;Ch:5530MHz;TN,VN

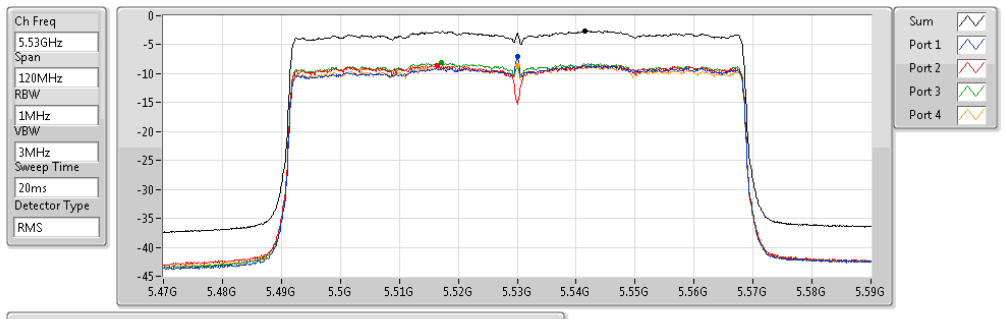

Sum.Max	PD	P1	P2	P3	P4
(dBm/RBW)	(dBm/RBW)	(dBm/RBW)	(dBm/RBW)	(dBm/RBW)	(dBm/RBW)
-2.59	-2.59	-7.05	-8.53	-8.17	-8.56

PSD;Band:5.6G;VHT80;BWch:80MHz;Nss:1,(M0);Nant:4;Ch:5610MHz;TN,VN

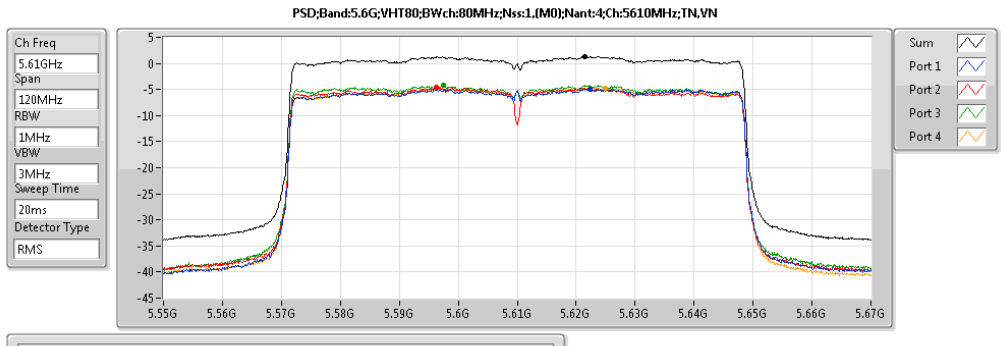

Sum.Max	PD	P1	P2	P3	P4
(dBm/RBW)	(dBm/RBW)	(dBm/RBW)	(dBm/RBW)	(dBm/RBW)	(dBm/RBW)
1.31	1.31	-4.99	-4.63	-4.26	-4.68

PSD;Band:5.6G;VHT80;BWch:80MHz;Nss:1,(M0);Nant:4;Ch:5690MHz;TN,VN

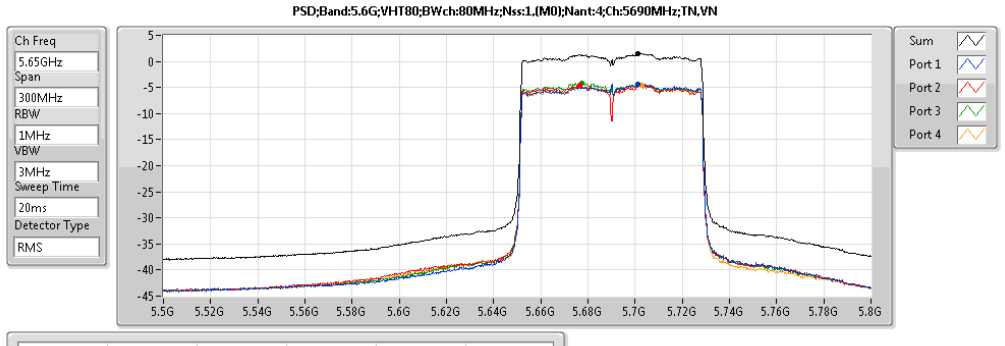

Sum.Max	PD	P1	P2	P3	P4
(dBm/RBW)	(dBm/RBW)	(dBm/RBW)	(dBm/RBW)	(dBm/RBW)	(dBm/RBW)
1.49	1.49	-4.30	-4.59	-4.18	-4.54

PSD;Band:5.8G;11a;BWch:20MHz;Nss:1;Nant:4;Ch:5720MHz;TN,VN

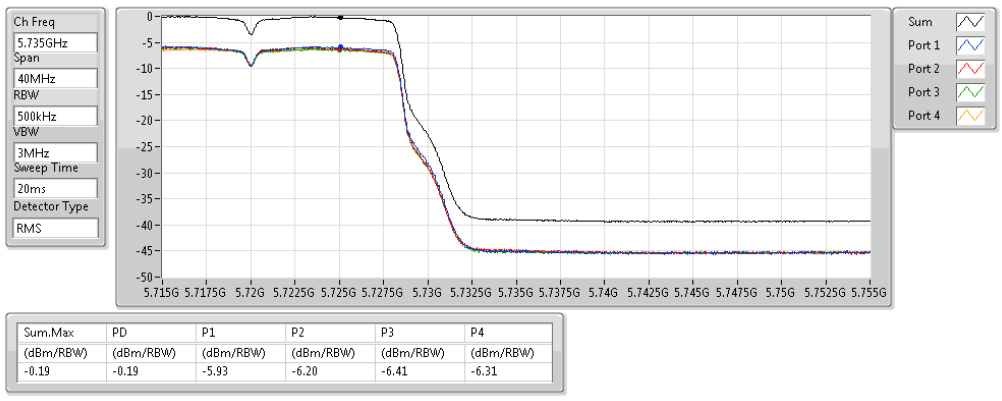

Sum.Max	PD	P1	P2	P3	P4
(dBm/RBW)	(dBm/RBW)	(dBm/RBW)	(dBm/RBW)	(dBm/RBW)	(dBm/RBW)
-0.19	-0.19	-5.93	-6.20	-6.41	-6.31

PSD;Band:5.8G;VHT20;BWch:20MHz;Nss:1,(M0);Nant:4;Ch:5720MHz;TN,VN

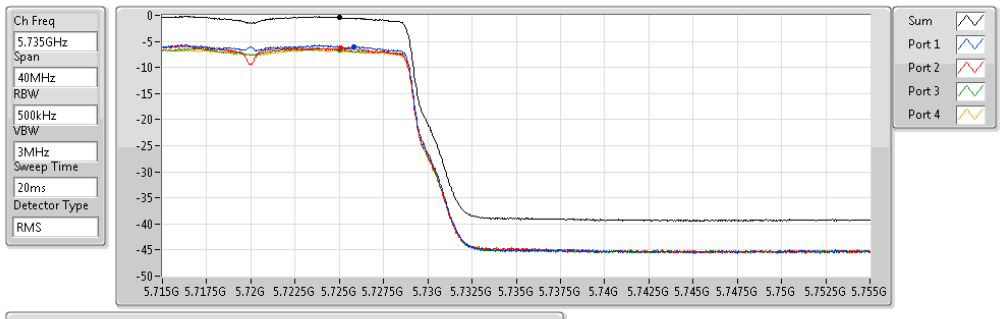

Sum.Max	PD	P1	P2	P3	P4
(dBm/RBW)	(dBm/RBW)	(dBm/RBW)	(dBm/RBW)	(dBm/RBW)	(dBm/RBW)
-0.41	-0.41	-6.02	-6.34	-6.58	-6.67

PSD;Band:5.8G;VHT40;BWch:40MHz;Nss:1,(M0);Nant:4;Ch:5710MHz;TN,VN

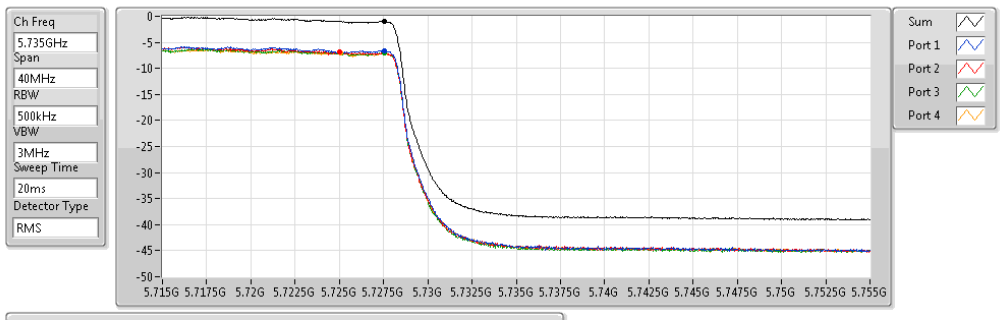

Sum.Max	PD	P1	P2	P3	P4
(dBm/RBW)	(dBm/RBW)	(dBm/RBW)	(dBm/RBW)	(dBm/RBW)	(dBm/RBW)
-0.94	-0.94	-6.56	-6.91	-6.98	-6.99

PSD;Band:5.8G;VHT80;BWch:80MHz;Nss:1,(M0);Nant:4;Ch:5690MHz;TN,VN

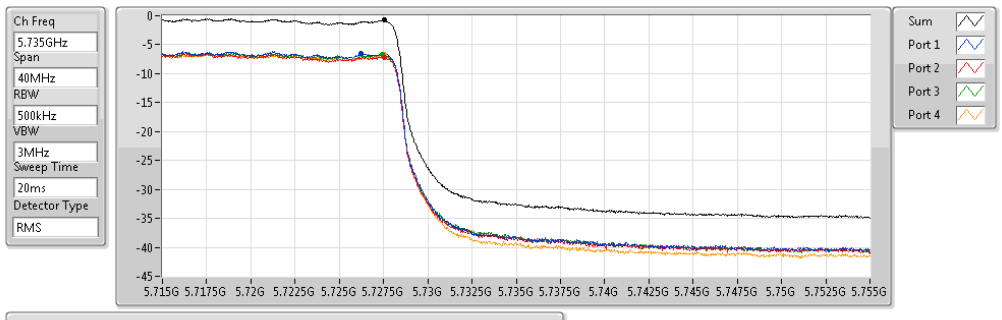

Sum.Max	PD	P1	P2	P3	P4
(dBm/RBW)	(dBm/RBW)	(dBm/RBW)	(dBm/RBW)	(dBm/RBW)	(dBm/RBW)
-0.78	-0.78	-6.54	-7.13	-6.66	-6.70

PSD;Band:5.3G;VHT20,BF;BWch:20MHz;Nss:1,(M0);Nant:4;Ch:5260MHz;TN,VN

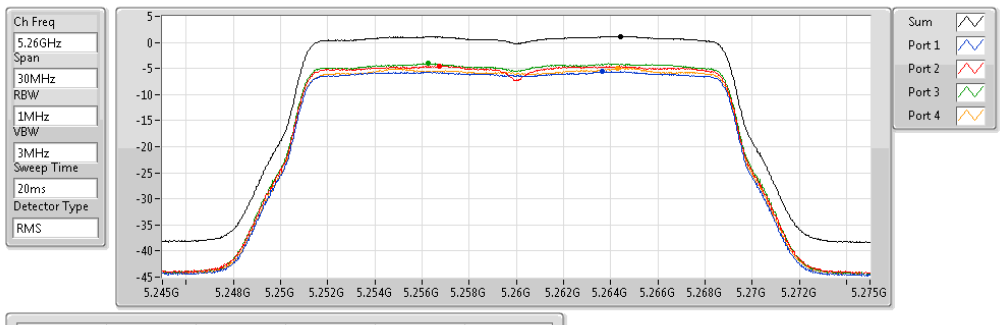

Sum.Max	PD	P1	P2	P3	P4
(dBm/RBW)	(dBm/RBW)	(dBm/RBW)	(dBm/RBW)	(dBm/RBW)	(dBm/RBW)
1.17	1.17	-5.62	-4.53	-4.01	-4.93

PSD;Band:5.3G;VHT20,BF;BWch:20MHz;Nss:1,(M0);Nant:4;Ch:5300MHz;TN,VN

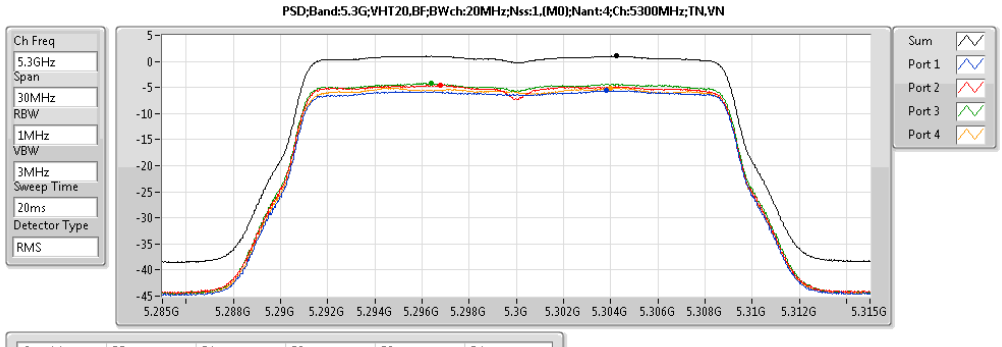

Sum.Max	PD	P1	P2	P3	P4
(dBm/RBW)	(dBm/RBW)	(dBm/RBW)	(dBm/RBW)	(dBm/RBW)	(dBm/RBW)
1.04	1.04	-5.56	-4.58	-4.15	-5.12

PSD;Band:5.3G;VHT20,BF;BWch:20MHz;Nss:1,(M0);Nant:4;Ch:5320MHz;TN,VN

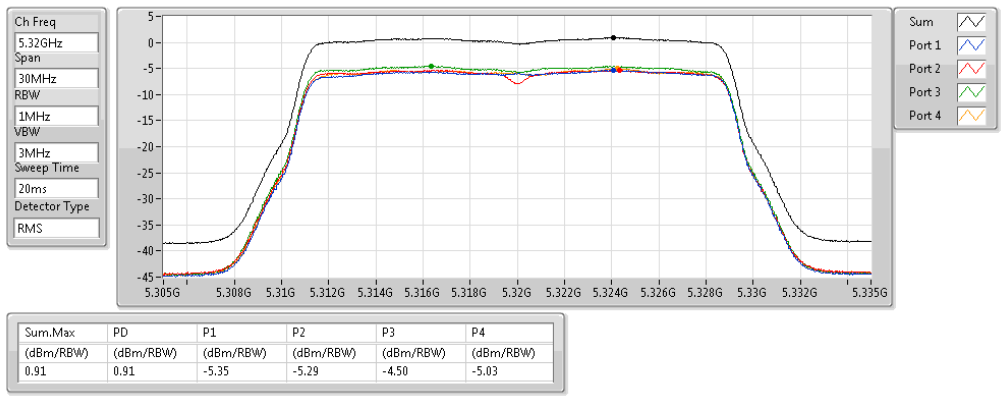

Sum.Max	PD	P1	P2	P3	P4
(dBm/RBW)	(dBm/RBW)	(dBm/RBW)	(dBm/RBW)	(dBm/RBW)	(dBm/RBW)
0.91	0.91	-5.35	-5.29	-4.50	-5.03

PSD;Band:5.3G;VHT40,BF;BWch:40MHz;Nss:1,(M0);Nant:4;Ch:5270MHz;TN,VN

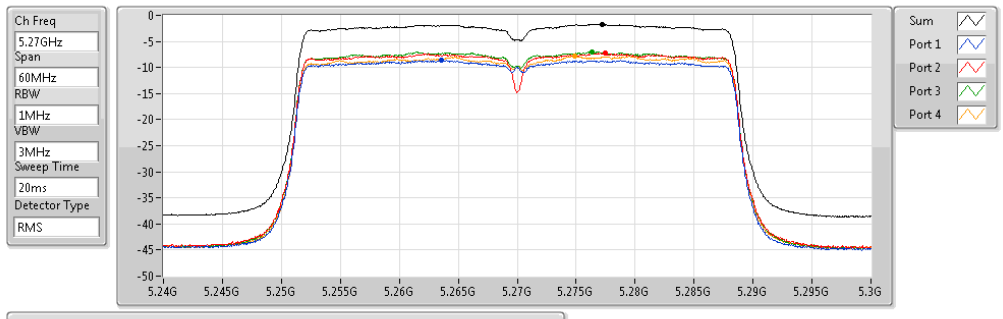

Sum.Max	PD	P1	P2	P3	P4
(dBm/RBW)	(dBm/RBW)	(dBm/RBW)	(dBm/RBW)	(dBm/RBW)	(dBm/RBW)
-1.77	-1.77	-8.67	-7.25	-6.97	-7.77

PSD;Band:5.3G;VHT40,BF;BWch:40MHz;Nss:1,(M0);Nant:4;Ch:5310MHz;TN,VN

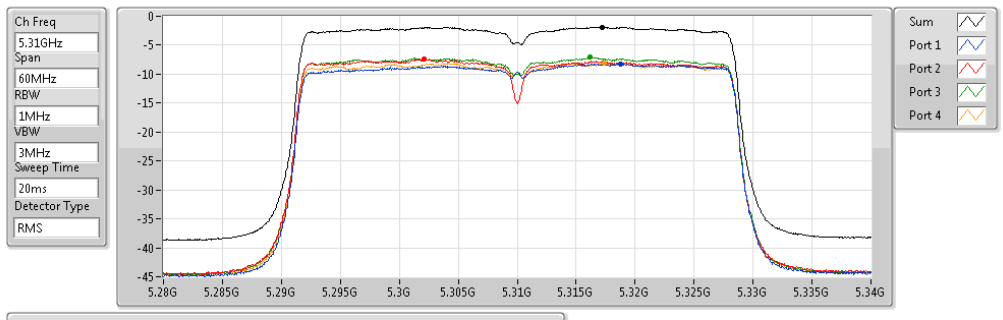

Sum.Max	PD	P1	P2	P3	P4
(dBm/RBW)	(dBm/RBW)	(dBm/RBW)	(dBm/RBW)	(dBm/RBW)	(dBm/RBW)
-1.87	-1.87	-8.22	-7.39	-7.09	-8.06

PSD;Band:5.3G;VHT80,BF;BWch:80MHz;Nss:1,(M0);Nant:4;Ch:5290MHz;TN,VN

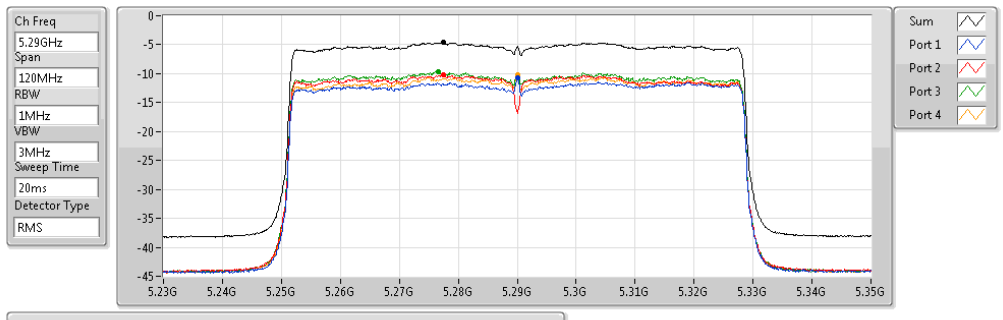

Sum.Max	PD	P1	P2	P3	P4
(dBm/RBW)	(dBm/RBW)	(dBm/RBW)	(dBm/RBW)	(dBm/RBW)	(dBm/RBW)
-4.61	-4.61	-10.76	-10.19	-9.70	-10.12

PSD;Band:5.6G;VHT20,BF;BWch:20MHz;Nss:1,(M0);Nant:4;Ch:5500MHz;TN,VN

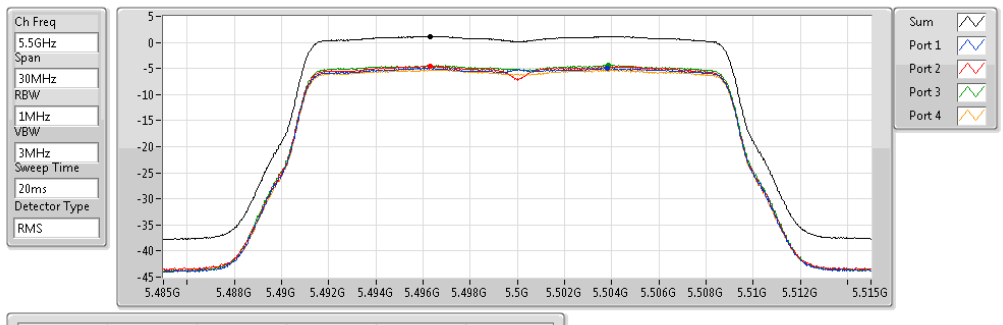

Sum.Max	PD	P1	P2	P3	P4
(dBm/RBW)	(dBm/RBW)	(dBm/RBW)	(dBm/RBW)	(dBm/RBW)	(dBm/RBW)
1.19	1.19	-4.94	-4.54	-4.39	-5.20

PSD;Band:5.6G;VHT20,BF;BWch:20MHz;Nss:1,(M0);Nant:4;Ch:5580MHz;TN,VN

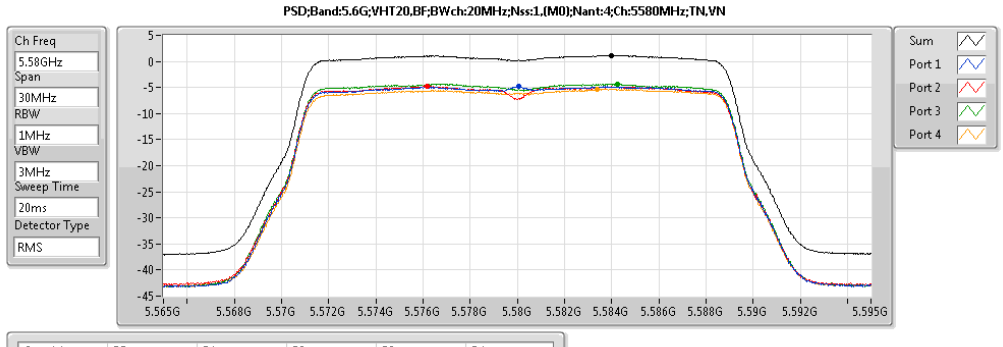

Sum.Max	PD	P1	P2	P3	P4
(dBm/RBW)	(dBm/RBW)	(dBm/RBW)	(dBm/RBW)	(dBm/RBW)	(dBm/RBW)
1.16	1.16	-4.76	-4.81	-4.29	-5.31

PSD;Band:5.6G;VHT20,BF;BWch:20MHz;Nss:1,(M0);Nant:4;Ch:5700MHz;TN,VN

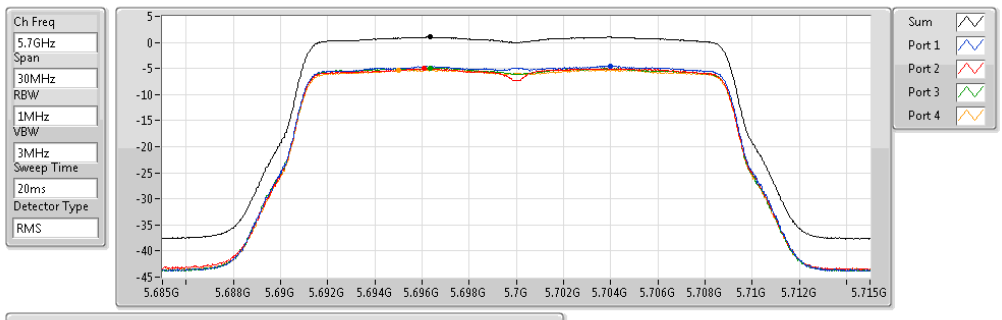

Sum.Max	PD	P1	P2	P3	P4
(dBm/RBW)	(dBm/RBW)	(dBm/RBW)	(dBm/RBW)	(dBm/RBW)	(dBm/RBW)
1.05	1.05	-4.49	-4.98	-4.91	-5.28

PSD;Band:5.6G;VHT20,BF;BWch:20MHz;Nss:1,(M0);Nant:4;Ch:5720MHz;TN,VN

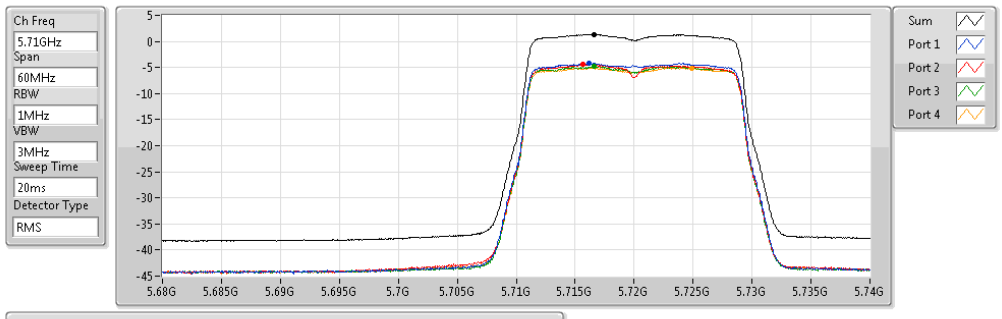

Sum.Max	PD	P1	P2	P3	P4
(dBm/RBW)	(dBm/RBW)	(dBm/RBW)	(dBm/RBW)	(dBm/RBW)	(dBm/RBW)
1.36	1.36	-4.13	-4.38	-4.83	-5.11

PSD;Band:5.6G;VHT40,BF;BWch:40MHz;Nss:1,(M0);Nant:4;Ch:5510MHz;TN,VN

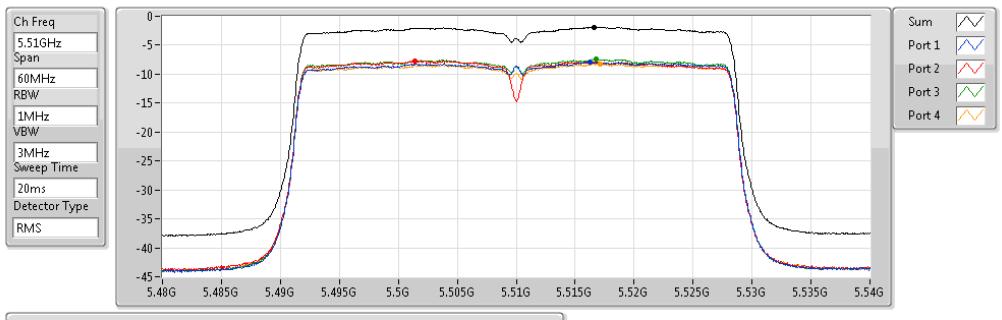

Sum.Max	PD	P1	P2	P3	P4
(dBm/RBW)	(dBm/RBW)	(dBm/RBW)	(dBm/RBW)	(dBm/RBW)	(dBm/RBW)
-1.87	-1.87	-7.91	-7.70	-7.40	-8.19

PSD;Band:5.6G;VHT40,BF;BWch:40MHz;Nss:1,(M0);Nant:4;Ch:5550MHz;TN,VN

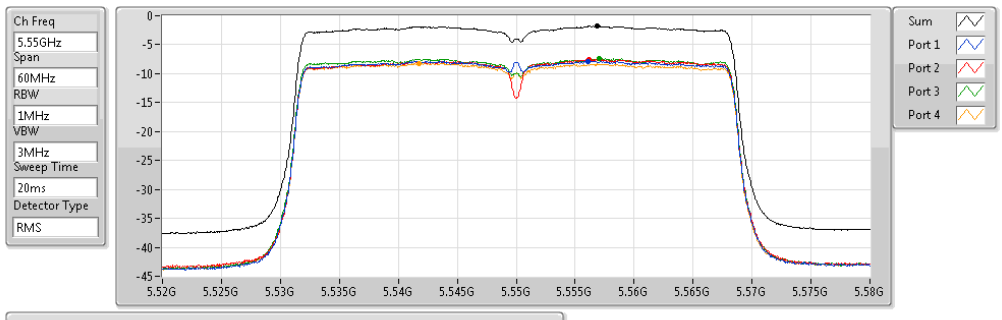

Sum.Max	PD	P1	P2	P3	P4
(dBm/RBW)	(dBm/RBW)	(dBm/RBW)	(dBm/RBW)	(dBm/RBW)	(dBm/RBW)
-1.82	-1.82	-7.83	-7.51	-7.38	-8.19

PSD;Band:5.6G;VHT40,BF;BWch:40MHz;Nss:1,(M0);Nant:4;Ch:5670MHz;TN,VN

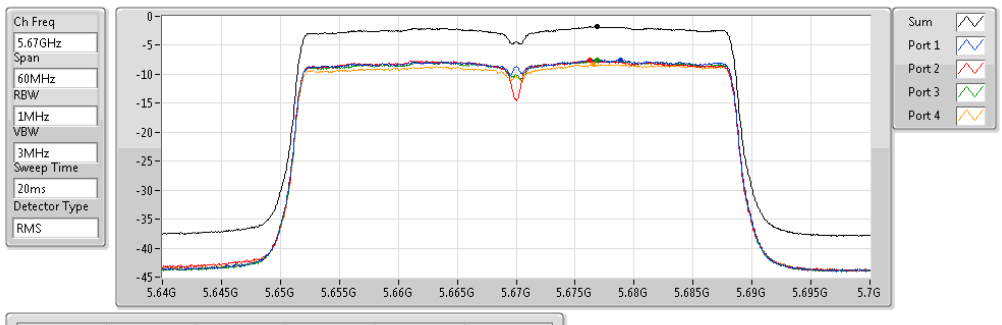

Sum.Max	PD	P1	P2	P3	P4
(dBm/RBW)	(dBm/RBW)	(dBm/RBW)	(dBm/RBW)	(dBm/RBW)	(dBm/RBW)
-1.81	-1.81	-7.49	-7.64	-7.58	-8.32

PSD;Band:5.6G;VHT40,BF;BWch:40MHz;Nss:1,(M0);Nant:4;Ch:5710MHz;TN,VN

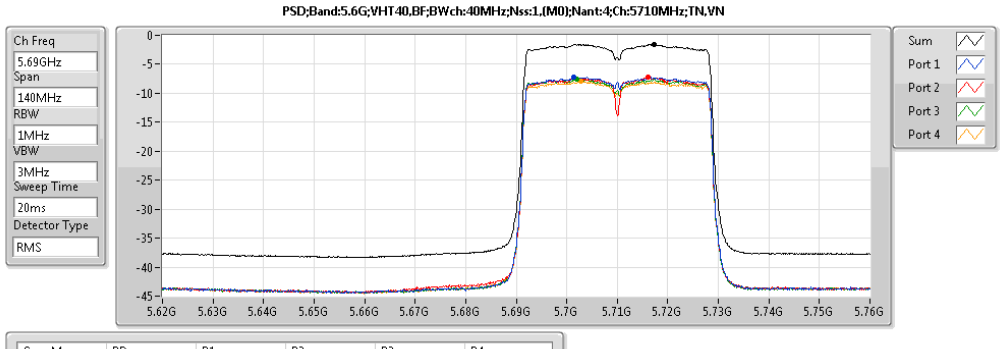

Sum.Max	PD	P1	P2	P3	P4
(dBm/RBW)	(dBm/RBW)	(dBm/RBW)	(dBm/RBW)	(dBm/RBW)	(dBm/RBW)
-1.59	-1.59	-7.23	-7.26	-7.54	-7.93

PSD;Band:5.6G;VHT80,BF;BWch:80MHz;Nss:1,(M0);Nant:4;Ch:5530MHz;TN,VN

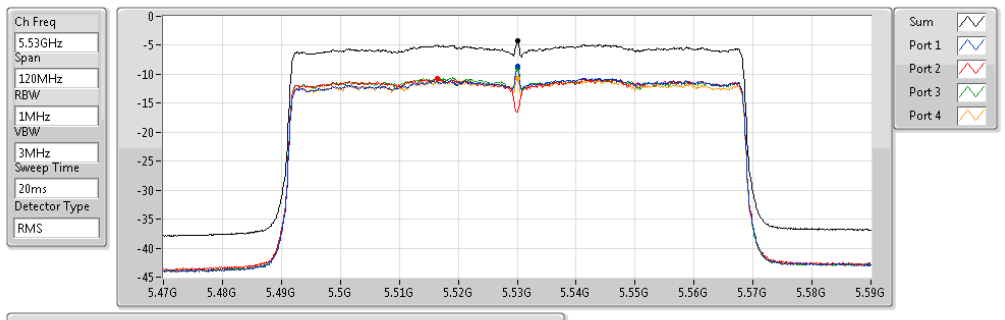

Sum.Max	PD	P1	P2	P3	P4
(dBm/RBW)	(dBm/RBW)	(dBm/RBW)	(dBm/RBW)	(dBm/RBW)	(dBm/RBW)
-4.28	-4.28	-8.69	-10.78	-8.88	-10.64

PSD;Band:5.6G;VHT80,BF;BWch:80MHz;Nss:1,(M0);Nant:4;Ch:5610MHz;TN,VN

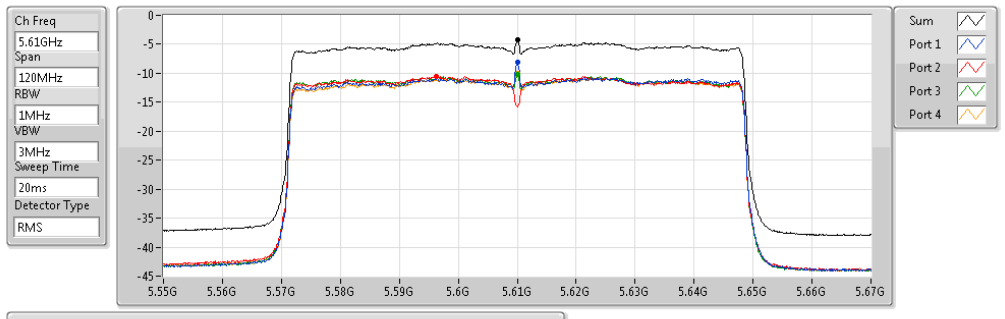

Sum.Max	PD	P1	P2	P3	P4
(dBm/RBW)	(dBm/RBW)	(dBm/RBW)	(dBm/RBW)	(dBm/RBW)	(dBm/RBW)
-4.23	-4.23	-8.10	-10.50	-10.16	-9.96

PSD;Band:5.6G;VHT80,BF;BWch:80MHz;Nss:1,(M0);Nant:4;Ch:5690MHz;TN,VN

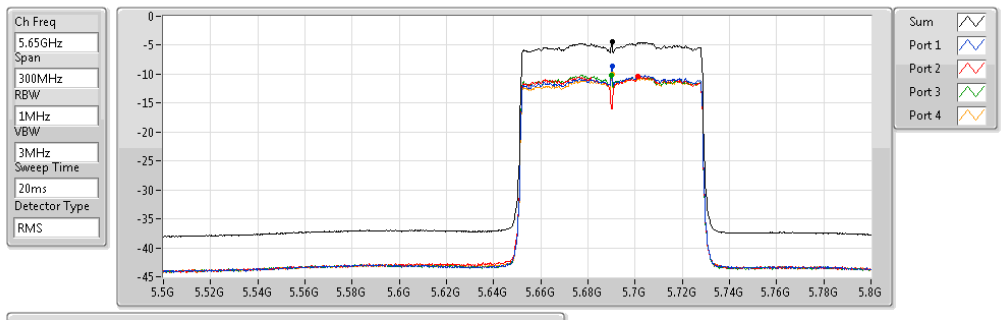

Sum.Max	PD	P1	P2	P3	P4
(dBm/RBW)	(dBm/RBW)	(dBm/RBW)	(dBm/RBW)	(dBm/RBW)	(dBm/RBW)
-4.44	-4.44	-8.59	-10.45	-10.17	-9.94

PSD;Band:5.8G;VHT20,BF;BWch:20MHz;Nss:1,(M0);Nant:4;Ch:5720MHz;TN,VN

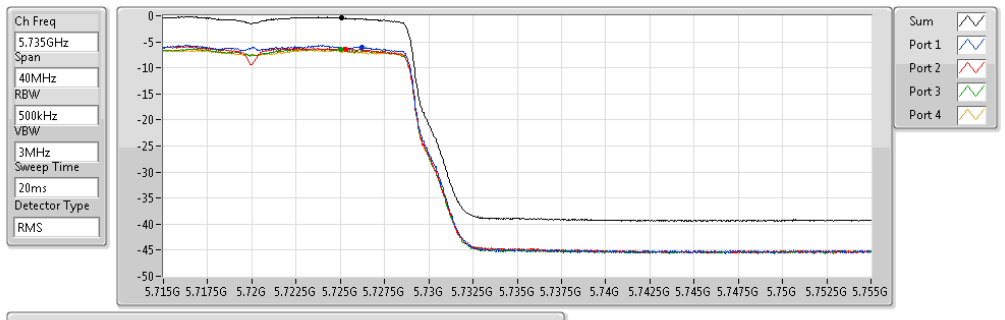

Sum.Max	PD	P1	P2	P3	P4
(dBm/RBW)	(dBm/RBW)	(dBm/RBW)	(dBm/RBW)	(dBm/RBW)	(dBm/RBW)
-0.41	-0.41	-6.03	-6.37	-6.49	-6.70

PSD;Band:5.8G;VHT40,BF;BWch:40MHz;Nss:1,(M0);Nant:4;Ch:5710MHz;TN,VN

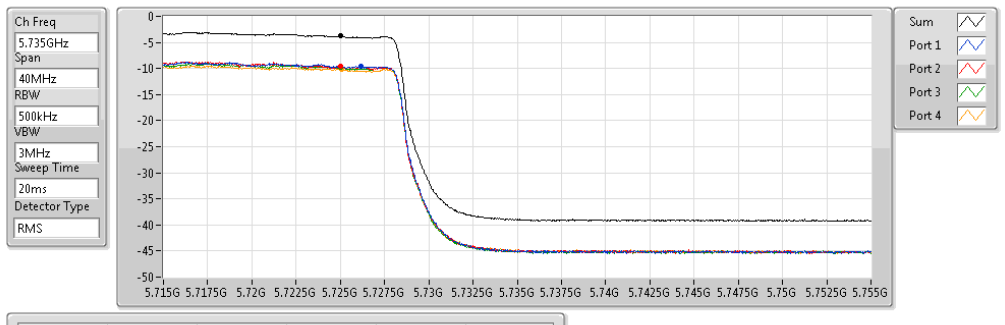

Sum.Max	PD	P1	P2	P3	P4
(dBm/RBW)	(dBm/RBW)	(dBm/RBW)	(dBm/RBW)	(dBm/RBW)	(dBm/RBW)
-3.77	-3.77	-9.63	-9.55	-9.74	-10.06

PSD;Band:5.8G;VHT80,BF;BWch:80MHz;Nss:1,(M0);Nant:4;Ch:5690MHz;TN,VN

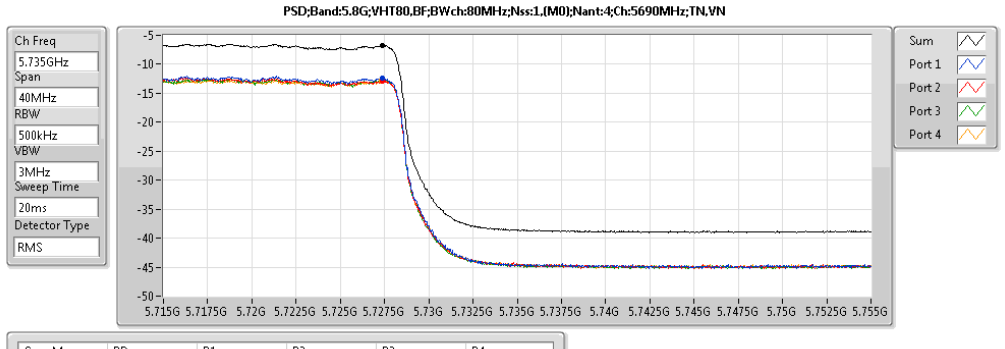

Sum.Max	PD	P1	P2	P3	P4
(dBm/RBW)	(dBm/RBW)	(dBm/RBW)	(dBm/RBW)	(dBm/RBW)	(dBm/RBW)
-6.74	-6.74	-12.39	-12.90	-12.68	-12.75

RSE below 1GHz Result			
Operating Mode	3	**Polarization**	Horizontal
Operating Function	Intentional – CTX		

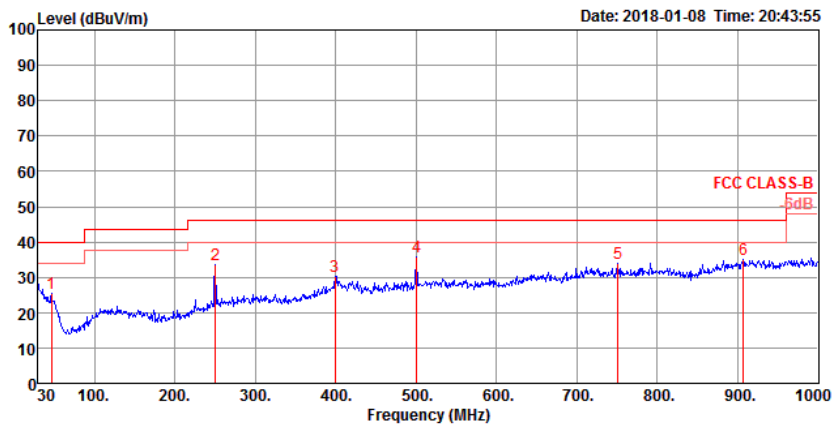

	Freq	Level	Limit Line	Over Limit	Read Level	Cable Loss	Antenna Factor	Preamp Factor	A/Pos	T/Pos	Remark	Pol/Phase
	MHz	dBuV/m	dBuV/m	dB	dBuV	dB	dB/m	dB	cm	deg		
1	46.49	25.55	40.00	-14.45	40.23	1.40	16.34	32.42	100	254	Peak	HORIZONTAL
2	250.19	33.43	46.00	-12.57	44.54	2.38	18.80	32.29	125	355	Peak	HORIZONTAL
3	399.57	30.39	46.00	-15.61	37.36	2.95	22.37	32.29	150	111	Peak	HORIZONTAL
4	500.45	35.69	46.00	-10.31	41.26	2.94	23.82	32.33	100	235	Peak	HORIZONTAL
5	750.71	33.99	46.00	-12.01	36.34	3.78	26.10	32.23	200	14	Peak	HORIZONTAL
6	906.88	34.93	46.00	-11.07	34.29	4.67	27.55	31.58	100	317	Peak	HORIZONTAL

Note 1: “>20dB” means emission levels that exceed the level of 20 dB below the applicable limit.
Note 2: “N/F” means Nothing Found emissions (No emissions were detected.)

RSE below 1GHz Result			
Operating Mode	3	**Power Phase**	Vertical
Operating Function	Intentional – CTX		

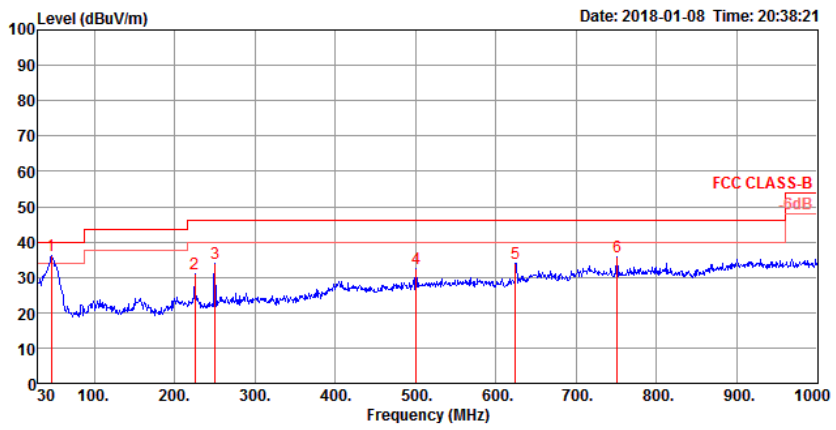

	Freq	Level	Limit Line	Over Limit	Read Level	Cable Loss	Antenna Factor	Preamp Factor	A/Pos	T/Pos	Remark	Pol/Phase
	MHz	dBuV/m	dBuV/m	dB	dBuV	dB	dB/m	dB	cm	deg		
1	46.49	36.20	40.00	-3.80	50.88	1.40	16.34	32.42	100	217	Peak	VERTICAL
2	224.97	31.03	46.00	-14.97	44.37	2.18	16.78	32.30	125	145	Peak	VERTICAL
3	250.19	33.82	46.00	-12.18	44.93	2.38	18.80	32.29	100	321	Peak	VERTICAL
4	500.45	32.55	46.00	-13.45	38.12	2.94	23.82	32.33	100	17	Peak	VERTICAL
5	624.61	34.13	46.00	-11.87	38.59	2.76	25.16	32.38	100	112	Peak	VERTICAL
6	750.71	35.74	46.00	-10.26	38.09	3.78	26.10	32.23	150	122	Peak	VERTICAL

Note 1: “>20dB” means emission levels that exceed the level of 20 dB below the applicable limit.
Note 2: “N/F” means Nothing Found emissions (No emissions were detected.)

RSE below 1GHz Result			
Operating Mode	4	**Polarization**	Horizontal
Operating Function	Unintentional– CRX		

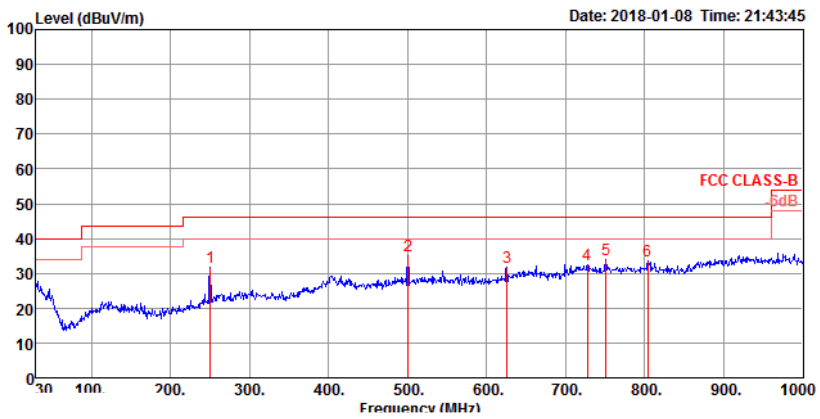

	Freq	Level	Limit Line	Over Limit	Read Level	Cable Loss	Antenna Factor	Preamp Factor	A/Pos	T/Pos	Remark	Pol/Phase
	MHz	dBuV/m	dBuV/m	dB	dBuV	dB	dB/m	dB	cm	deg		
1	250.19	31.82	46.00	-14.18	42.93	2.38	18.80	32.29	100	217	Peak	HORIZONTAL
2	500.45	35.13	46.00	-10.87	40.70	2.94	23.82	32.33	100	148	Peak	HORIZONTAL
3	625.58	31.81	46.00	-14.19	36.27	2.76	25.16	32.38	125	345	Peak	HORIZONTAL
4	727.43	32.47	46.00	-13.53	35.37	3.56	25.83	32.29	150	159	Peak	HORIZONTAL
5	750.71	33.86	46.00	-12.14	36.21	3.78	26.10	32.23	100	118	Peak	HORIZONTAL
6	804.06	33.64	46.00	-12.36	35.70	3.39	26.67	32.12	300	9	Peak	HORIZONTAL

Note 1: “>20dB” means emission levels that exceed the level of 20 dB below the applicable limit.
Note 2: “N/F” means Nothing Found emissions (No emissions were detected.)

RSE below 1GHz Result			
Operating Mode	4	**Power Phase**	Vertical
Operating Function	Unintentional– CRX		

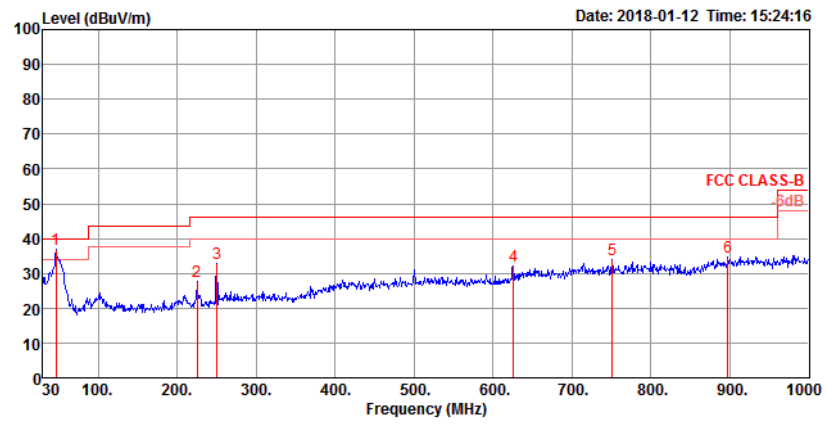

	Freq	Level	Limit Line	Over Limit	Read Level	Cable Loss	Antenna Factor	Preamp Factor	A/Pos	T/Pos	Remark	Pol/Phase
	MHz	dBuV/m	dBuV/m	dB	dBuV	dB	dB/m	dB	cm	deg		
1	46.49	36.99	40.00	-3.01	51.67	1.40	16.34	32.42	100	359	Peak	VERTICAL
2	224.97	27.76	46.00	-18.24	41.10	2.18	16.78	32.30	125	254	Peak	VERTICAL
3	250.19	32.99	46.00	-13.01	44.10	2.38	18.80	32.29	100	158	Peak	VERTICAL
4	625.58	31.99	46.00	-14.01	36.45	2.76	25.16	32.38	100	257	Peak	VERTICAL
5	750.71	33.90	46.00	-12.10	36.25	3.78	26.10	32.23	200	289	Peak	VERTICAL
6	897.18	34.55	46.00	-11.45	34.07	4.62	27.48	31.62	150	157	Peak	VERTICAL

Note 1: “>20dB” means emission levels that exceed the level of 20 dB below the applicable limit.
Note 2: “N/F” means Nothing Found emissions (No emissions were detected.)

RSE above 1GHz Result (1~5th Harmonic)			
Operating Mode	2	**Polarization**	Horizontal
Operating Function	Unintentional– CRX		

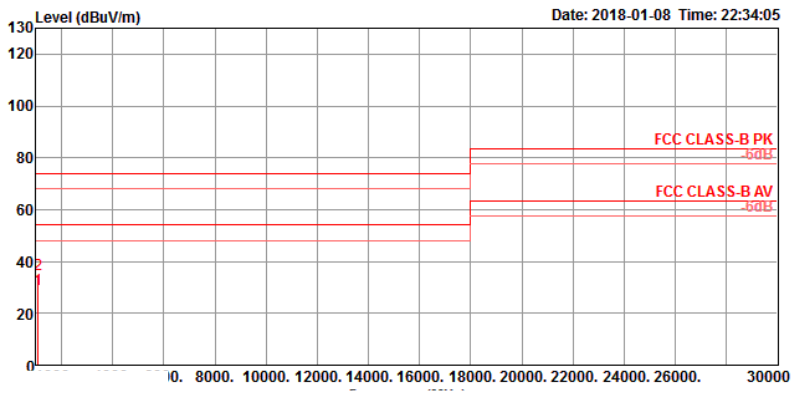

	Freq	Level	Line	Limit	Level	Loss	Factor	Factor			Remark	Pol/Phase
	MHz	dBuV/m	dBuV/m	dB	dBuV	dB	dB/m	dB	cm	deg		
1	1068.91	29.50	54.00	-24.50	37.60	4.25	24.48	36.83	105	114	Average	HORIZONTAL
2	1069.07	34.89	74.00	-39.11	42.99	4.25	24.48	36.83	105	114	Peak	HORIZONTAL

Note 1: “>20dB” means emission levels that exceed the level of 20 dB below the applicable limit.
Note 2: “N/F” means Nothing Found emissions (No emissions were detected.)

RSE above 1GHz Result (1~5th Harmonic)			
Operating Mode	2	**Power Phase**	Vertical
Operating Function	Unintentional– CRX		

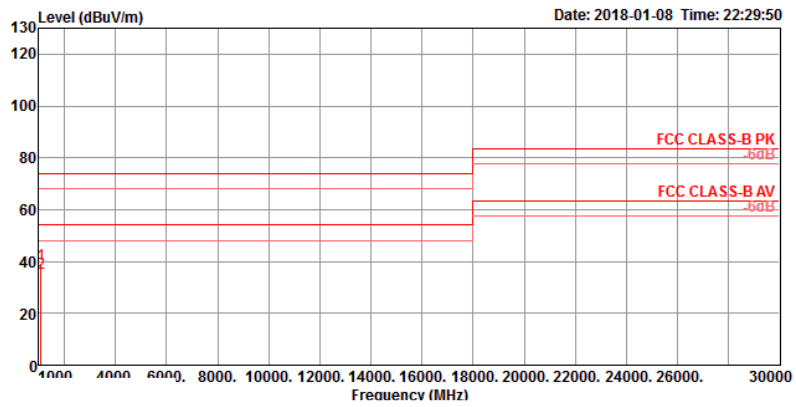

	Freq	Level	Line	Limit	Level	Loss	Factor	Factor			Remark	Pol/Phase
	MHz	dBuV/m	dBuV/m	dB	dBuV	dB	dB/m	dB	cm	deg		
1	1069.43	39.04	74.00	-34.96	47.14	4.25	24.48	36.83	108	225	Peak	VERTICAL
2	1069.47	35.39	54.00	-18.61	43.49	4.25	24.48	36.83	108	225	Average	VERTICAL

Note 1: “>20dB” means emission levels that exceed the level of 20 dB below the applicable limit.
Note 2: “N/F” means Nothing Found emissions (No emissions were detected.)

Radiated Emissions (1GHz~40GHz)

<For Non-Beamforming Mode>

Dipole Antenna

Configurations	IEEE 802.11a CH 52 / Chain 1 + Chain 2 + Chain 3 + Chain 4

Horizontal

	Freq	Level	Limit Line	Over Limit	Read Level	Cable Loss	Antenna Factor	Preamp Factor	A/Pos	T/Pos	Remark	Pol/Phase
	MHz	dBuV/m	dBuV/m	dB	dBuV	dB	dB/m	dB	cm	deg		
1	15780.28	49.74	54.00	-4.26	31.54	14.13	37.97	33.90	100	360	Average	HORIZONTAL
2	15780.52	62.75	74.00	-11.25	44.55	14.13	37.97	33.90	100	360	Peak	HORIZONTAL

Vertical

	Freq	Level	Limit Line	Over Limit	Read Level	Cable Loss	Antenna Factor	Preamp Factor	A/Pos	T/Pos	Remark	Pol/Phase
	MHz	dBuV/m	dBuV/m	dB	dBuV	dB	dB/m	dB	cm	deg		
1	15778.44	49.92	54.00	-4.08	31.72	14.13	37.97	33.90	129	306	Average	VERTICAL
2	15778.48	62.72	74.00	-11.28	44.52	14.13	37.97	33.90	129	306	Peak	VERTICAL

Configurations	IEEE 802.11a CH 60 / Chain 1 + Chain 2 + Chain 3 + Chain 4

Horizontal

	Freq	Level	Limit Line	Over Limit	Read Level	Cable Loss	Antenna Factor	Preamp Factor	A/Pos	T/Pos	Remark	Pol/Phase
	MHz	dBuV/m	dBuV/m	dB	dBuV	dB	dB/m	dB	cm	deg		
1	10599.68	60.80	74.00	-13.20	43.01	11.58	39.88	33.67	171	263	Peak	HORIZONTAL
2	10600.73	48.03	54.00	-5.97	30.24	11.58	39.88	33.67	171	263	Average	HORIZONTAL
3	15900.21	62.38	74.00	-11.62	44.32	14.17	37.81	33.92	175	93	Peak	HORIZONTAL
4	15900.62	49.59	54.00	-4.41	31.53	14.17	37.81	33.92	175	93	Average	HORIZONTAL

Vertical

	Freq	Level	Limit Line	Over Limit	Read Level	Cable Loss	Antenna Factor	Preamp Factor	A/Pos	T/Pos	Remark	Pol/Phase
	MHz	dBuV/m	dBuV/m	dB	dBuV	dB	dB/m	dB	cm	deg		
1	10600.41	60.89	74.00	-13.11	43.10	11.58	39.88	33.67	207	296	Peak	VERTICAL
2	10600.46	47.95	54.00	-6.05	30.16	11.58	39.88	33.67	207	296	Average	VERTICAL
3	15899.46	62.69	74.00	-11.31	44.63	14.17	37.81	33.92	143	219	Peak	VERTICAL
4	15900.84	49.81	54.00	-4.19	31.75	14.17	37.81	33.92	143	219	Average	VERTICAL

Configurations	IEEE 802.11a CH 64 / Chain 1 + Chain 2 + Chain 3 + Chain 4

Horizontal

	Freq	Level	Limit Line	Over Limit	Read Level	Cable Loss	Antenna Factor	Preamp Factor	A/Pos	T/Pos	Remark	Pol/Phase
	MHz	dBuV/m	dBuV/m	dB	dBuV	dB	dB/m	dB	cm	deg		
1	10639.63	60.77	74.00	-13.23	42.97	11.59	39.90	33.69	130	244	Peak	HORIZONTAL
2	10640.86	47.64	54.00	-6.36	29.84	11.59	39.90	33.69	130	244	Average	HORIZONTAL
3	15960.67	49.65	54.00	-4.35	31.64	14.19	37.75	33.93	174	218	Average	HORIZONTAL
4	15960.72	62.25	74.00	-11.75	44.24	14.19	37.75	33.93	174	218	Peak	HORIZONTAL

Vertical

	Freq	Level	Limit Line	Over Limit	Read Level	Cable Loss	Antenna Factor	Preamp Factor	A/Pos	T/Pos	Remark	Pol/Phase
	MHz	dBuV/m	dBuV/m	dB	dBuV	dB	dB/m	dB	cm	deg		
1	10639.13	47.80	54.00	-6.20	30.00	11.59	39.90	33.69	139	77	Average	VERTICAL
2	10640.74	60.43	74.00	-13.57	42.63	11.59	39.90	33.69	139	77	Peak	VERTICAL
3	15959.41	62.87	74.00	-11.13	44.86	14.19	37.75	33.93	200	135	Peak	VERTICAL
4	15960.18	49.79	54.00	-4.21	31.78	14.19	37.75	33.93	200	135	Average	VERTICAL

Configurations	IEEE 802.11a CH 100 / Chain 1 + Chain 2 + Chain 3 + Chain 4

Horizontal

	Freq	Level	Limit Line	Over Limit	Read Level	CableLoss	Antenna Factor	Preamp Factor	A/Pos	T/Pos	Remark	Pol/Phase
	MHz	dBuV/m	dBuV/m	dB	dBuV	dB	dB/m	dB	cm	deg		
1	10999.19	60.45	74.00	-13.55	42.34	11.74	40.20	33.83	142	196	Peak	HORIZONTAL
2	11000.99	47.96	54.00	-6.04	29.85	11.74	40.20	33.83	142	196	Average	HORIZONTAL

Vertical

	Freq	Level	Limit Line	Over Limit	Read Level	CableLoss	Antenna Factor	Preamp Factor	A/Pos	T/Pos	Remark	Pol/Phase
	MHz	dBuV/m	dBuV/m	dB	dBuV	dB	dB/m	dB	cm	deg		
1	10999.05	60.14	74.00	-13.86	42.03	11.74	40.20	33.83	174	326	Peak	VERTICAL
2	11000.60	47.17	54.00	-6.83	29.06	11.74	40.20	33.83	174	326	Average	VERTICAL

Configurations	IEEE 802.11a CH 116 / Chain 1 + Chain 2 + Chain 3 + Chain 4

Horizontal

	Freq	Level	Limit Line	Over Limit	Read Level	Cable Loss	Antenna Factor	Preamp Factor	A/Pos	T/Pos	Remark	Pol/Phase
	MHz	dBuV/m	dBuV/m	dB	dBuV	dB	dB/m	dB	cm	deg		
1	11160.56	61.63	74.00	-12.37	43.52	11.81	40.13	33.83	157	305	Peak	HORIZONTAL
2	11160.90	48.77	54.00	-5.23	30.66	11.81	40.13	33.83	157	305	Average	HORIZONTAL

Vertical

	Freq	Level	Limit Line	Over Limit	Read Level	Cable Loss	Antenna Factor	Preamp Factor	A/Pos	T/Pos	Remark	Pol/Phase
	MHz	dBuV/m	dBuV/m	dB	dBuV	dB	dB/m	dB	cm	deg		
1	11159.73	61.50	74.00	-12.50	43.39	11.81	40.13	33.83	202	354	Peak	VERTICAL
2	11160.72	48.83	54.00	-5.17	30.72	11.81	40.13	33.83	202	354	Average	VERTICAL

Configurations	IEEE 802.11a CH 140 / Chain 1 + Chain 2 + Chain 3 + Chain 4

Horizontal

	Freq	Level	Limit Line	Over Limit	Read Level	CableLoss	Antenna Factor	Preamp Factor	A/Pos	T/Pos	Remark	Pol/Phase
	MHz	dBuV/m	dBuV/m	dB	dBuV	dB	dB/m	dB	cm	deg		
1	11399.14	47.90	54.00	-6.10	29.78	11.91	40.04	33.83	205	158	Average	HORIZONTAL
2	11400.68	60.83	74.00	-13.17	42.71	11.91	40.04	33.83	205	158	Peak	HORIZONTAL

Vertical

	Freq	Level	Limit Line	Over Limit	Read Level	CableLoss	Antenna Factor	Preamp Factor	A/Pos	T/Pos	Remark	Pol/Phase
	MHz	dBuV/m	dBuV/m	dB	dBuV	dB	dB/m	dB	cm	deg		
1	11399.20	47.79	54.00	-6.21	29.67	11.91	40.04	33.83	240	214	Average	VERTICAL
2	11399.46	61.45	74.00	-12.55	43.33	11.91	40.04	33.83	240	214	Peak	VERTICAL

Configurations	IEEE 802.11ac MCS0/Nss1 VHT20 CH 52 / Chain 1 + Chain 2 + Chain 3 + Chain 4

Horizontal

	Freq	Level	Limit Line	Over Limit	Read Level	Cable Loss	Antenna Factor	Preamp Factor	A/Pos	T/Pos	Remark	Pol/Phase
	MHz	dBuV/m	dBuV/m	dB	dBuV	dB	dB/m	dB	cm	deg		
1	15779.43	61.86	74.00	-12.14	43.66	14.13	37.97	33.90	117	142	Peak	HORIZONTAL
2	15779.56	48.90	54.00	-5.10	30.70	14.13	37.97	33.90	117	142	Average	HORIZONTAL

Vertical

	Freq	Level	Limit Line	Over Limit	Read Level	Cable Loss	Antenna Factor	Preamp Factor	A/Pos	T/Pos	Remark	Pol/Phase
	MHz	dBuV/m	dBuV/m	dB	dBuV	dB	dB/m	dB	cm	deg		
1	15780.37	49.01	54.00	-4.99	30.81	14.13	37.97	33.90	135	179	Average	VERTICAL
2	15780.93	61.89	74.00	-12.11	43.69	14.13	37.97	33.90	135	179	Peak	VERTICAL

Configurations	IEEE 802.11ac MCS0/Nss1 VHT20 CH 60 / Chain 1 + Chain 2 + Chain 3 + Chain 4

Horizontal

	Freq	Level	Limit Line	Over Limit	Read Level	Cable Loss	Antenna Factor	Preamp Factor	A/Pos	T/Pos	Remark	Pol/Phase
	MHz	dBuV/m	dBuV/m	dB	dBuV	dB	dB/m	dB	cm	deg		
1	10599.30	60.95	74.00	-13.05	43.16	11.58	39.88	33.67	153	210	Peak	HORIZONTAL
2	10600.00	47.87	54.00	-6.13	30.08	11.58	39.88	33.67	153	210	Average	HORIZONTAL
3	15899.08	62.40	74.00	-11.60	44.34	14.17	37.81	33.92	120	253	Peak	HORIZONTAL
4	15899.35	49.12	54.00	-4.88	31.06	14.17	37.81	33.92	120	253	Average	HORIZONTAL

Vertical

	Freq	Level	Limit Line	Over Limit	Read Level	Cable Loss	Antenna Factor	Preamp Factor	A/Pos	T/Pos	Remark	Pol/Phase
	MHz	dBuV/m	dBuV/m	dB	dBuV	dB	dB/m	dB	cm	deg		
1	10599.02	47.93	54.00	-6.07	30.14	11.58	39.88	33.67	192	190	Average	VERTICAL
2	10600.88	61.28	74.00	-12.72	43.49	11.58	39.88	33.67	192	190	Peak	VERTICAL
3	15899.70	49.17	54.00	-4.83	31.11	14.17	37.81	33.92	146	225	Average	VERTICAL
4	15900.52	62.10	74.00	-11.90	44.04	14.17	37.81	33.92	146	225	Peak	VERTICAL

Configurations	IEEE 802.11ac MCS0/Nss1 VHT20 CH 64 / Chain 1 + Chain 2 + Chain 3 + Chain 4

Horizontal

	Freq	Level	Limit Line	Over Limit	Read Level	Cable Loss	Antenna Factor	Preamp Factor	A/Pos	T/Pos	Remark	Pol/Phase
	MHz	dBuV/m	dBuV/m	dB	dBuV	dB	dB/m	dB	cm	deg		
1	10639.00	48.16	54.00	-5.84	30.36	11.59	39.90	33.69	119	75	Average	HORIZONTAL
2	10640.01	60.76	74.00	-13.24	42.96	11.59	39.90	33.69	119	75	Peak	HORIZONTAL
3	15959.96	62.76	74.00	-11.24	44.75	14.19	37.75	33.93	189	125	Peak	HORIZONTAL
4	15960.30	49.53	54.00	-4.47	31.52	14.19	37.75	33.93	189	125	Average	HORIZONTAL

Vertical

	Freq	Level	Limit Line	Over Limit	Read Level	Cable Loss	Antenna Factor	Preamp Factor	A/Pos	T/Pos	Remark	Pol/Phase
	MHz	dBuV/m	dBuV/m	dB	dBuV	dB	dB/m	dB	cm	deg		
1	10639.33	47.97	54.00	-6.03	30.17	11.59	39.90	33.69	210	174	Average	VERTICAL
2	10639.46	61.05	74.00	-12.95	43.25	11.59	39.90	33.69	210	174	Peak	VERTICAL
3	15959.43	62.77	74.00	-11.23	44.76	14.19	37.75	33.93	237	157	Peak	VERTICAL
4	15959.49	49.55	54.00	-4.45	31.54	14.19	37.75	33.93	237	157	Average	VERTICAL

Configurations	IEEE 802.11ac MCS0/Nss1 VHT20 CH 100 / Chain 1 + Chain 2 + Chain 3 + Chain 4

Horizontal

	Freq	Level	Limit Line	Over Limit	Read Level	Cable Loss	Antenna Factor	Preamp Factor	A/Pos	T/Pos	Remark	Pol/Phase
	MHz	dBuV/m	dBuV/m	dB	dBuV	dB	dB/m	dB	cm	deg		
1	10999.10	47.90	54.00	-6.10	29.79	11.74	40.20	33.83	235	253	Average	HORIZONTAL
2	11000.30	60.06	74.00	-13.94	41.95	11.74	40.20	33.83	235	253	Peak	HORIZONTAL

Vertical

	Freq	Level	Limit Line	Over Limit	Read Level	Cable Loss	Antenna Factor	Preamp Factor	A/Pos	T/Pos	Remark	Pol/Phase
	MHz	dBuV/m	dBuV/m	dB	dBuV	dB	dB/m	dB	cm	deg		
1	10999.01	47.09	54.00	-6.91	28.98	11.74	40.20	33.83	138	177	Average	VERTICAL
2	11000.53	60.01	74.00	-13.99	41.90	11.74	40.20	33.83	138	177	Peak	VERTICAL

Configurations	IEEE 802.11ac MCS0/Nss1 VHT20 CH 116 / Chain 1 + Chain 2 + Chain 3 + Chain 4

Horizontal

	Freq	Level	Limit Line	Over Limit	Read Level	Cable Loss	Antenna Factor	Preamp Factor	A/Pos	T/Pos	Remark	Pol/Phase
	MHz	dBuV/m	dBuV/m	dB	dBuV	dB	dB/m	dB	cm	deg		
1	11159.09	61.69	74.00	-12.31	43.58	11.81	40.13	33.83	200	125	Peak	HORIZONTAL
2	11159.30	48.43	54.00	-5.57	30.32	11.81	40.13	33.83	200	125	Average	HORIZONTAL

Vertical

	Freq	Level	Limit Line	Over Limit	Read Level	Cable Loss	Antenna Factor	Preamp Factor	A/Pos	T/Pos	Remark	Pol/Phase
	MHz	dBuV/m	dBuV/m	dB	dBuV	dB	dB/m	dB	cm	deg		
1	11159.24	49.17	54.00	-4.83	31.06	11.81	40.13	33.83	167	209	Average	VERTICAL
2	11160.14	61.58	74.00	-12.42	43.47	11.81	40.13	33.83	167	209	Peak	VERTICAL

Configurations	IEEE 802.11ac MCS0/Nss1 VHT20 CH 140 / Chain 1 + Chain 2 + Chain 3 + Chain 4

Horizontal

	Freq	Level	Limit Line	Over Limit	Read Level	Cable Loss	Antenna Factor	Preamp Factor	A/Pos	T/Pos	Remark	Pol/Phase
	MHz	dBuV/m	dBuV/m	dB	dBuV	dB	dB/m	dB	cm	deg		
1	11399.64	60.39	74.00	-13.61	42.27	11.91	40.04	33.83	121	186	Peak	HORIZONTAL
2	11400.60	47.12	54.00	-6.88	29.00	11.91	40.04	33.83	121	186	Average	HORIZONTAL

Vertical

	Freq	Level	Limit Line	Over Limit	Read Level	Cable Loss	Antenna Factor	Preamp Factor	A/Pos	T/Pos	Remark	Pol/Phase
	MHz	dBuV/m	dBuV/m	dB	dBuV	dB	dB/m	dB	cm	deg		
1	11399.23	60.89	74.00	-13.11	42.77	11.91	40.04	33.83	147	175	Peak	VERTICAL
2	11399.52	47.45	54.00	-6.55	29.33	11.91	40.04	33.83	147	175	Average	VERTICAL

Configurations	IEEE 802.11ac MCS0/Nss1 VHT40 CH 54 / Chain 1 + Chain 2 + Chain 3 + Chain 4

Horizontal

	Freq	Level	Limit Line	Over Limit	Read Level	Cable Loss	Antenna Factor	Preamp Factor	A/Pos	T/Pos	Remark	Pol/Phase
	MHz	dBuV/m	dBuV/m	dB	dBuV	dB	dB/m	dB	cm	deg		
1	15809.48	62.00	74.00	-12.00	43.84	14.14	37.92	33.90	130	202	Peak	HORIZONTAL
2	15810.21	48.82	54.00	-5.18	30.66	14.14	37.92	33.90	130	202	Average	HORIZONTAL

Vertical

	Freq	Level	Limit Line	Over Limit	Read Level	Cable Loss	Antenna Factor	Preamp Factor	A/Pos	T/Pos	Remark	Pol/Phase
	MHz	dBuV/m	dBuV/m	dB	dBuV	dB	dB/m	dB	cm	deg		
1	15809.85	61.86	74.00	-12.14	43.70	14.14	37.92	33.90	178	274	Peak	VERTICAL
2	15810.40	48.76	54.00	-5.24	30.60	14.14	37.92	33.90	178	274	Average	VERTICAL

Configurations	IEEE 802.11ac MCS0/Nss1 VHT40 CH 62 / Chain 1 + Chain 2 + Chain 3 + Chain 4

Horizontal

	Freq	Level	Limit Line	Over Limit	Read Level	Cable Loss	Antenna Factor	Preamp Factor	A/Pos	T/Pos	Remark	Pol/Phase
	MHz	dBuV/m	dBuV/m	dB	dBuV	dB	dB/m	dB	cm	deg		
1	10619.43	60.93	74.00	-13.07	43.14	11.58	39.88	33.67	238	175	Peak	HORIZONTAL
2	10620.53	47.40	54.00	-6.60	29.61	11.58	39.88	33.67	238	175	Average	HORIZONTAL
3	15929.85	62.67	74.00	-11.33	44.67	14.18	37.75	33.93	158	91	Peak	HORIZONTAL
4	15930.81	49.29	54.00	-4.71	31.29	14.18	37.75	33.93	158	91	Average	HORIZONTAL

Vertical

	Freq	Level	Limit Line	Over Limit	Read Level	Cable Loss	Antenna Factor	Preamp Factor	A/Pos	T/Pos	Remark	Pol/Phase
	MHz	dBuV/m	dBuV/m	dB	dBuV	dB	dB/m	dB	cm	deg		
1	10619.87	47.60	54.00	-6.40	29.81	11.58	39.88	33.67	195	246	Average	VERTICAL
2	10619.93	60.96	74.00	-13.04	43.17	11.58	39.88	33.67	195	246	Peak	VERTICAL
3	15930.30	62.41	74.00	-11.59	44.41	14.18	37.75	33.93	212	138	Peak	VERTICAL
4	15930.66	49.38	54.00	-4.62	31.38	14.18	37.75	33.93	212	138	Average	VERTICAL

Configurations	IEEE 802.11ac MCS0/Nss1 VHT40 CH 102 / Chain 1 + Chain 2 + Chain 3 + Chain 4

Horizontal

	Freq	Level	Limit Line	Over Limit	Read Level	Cable Loss	Antenna Factor	Preamp Factor	A/Pos	T/Pos	Remark	Pol/Phase
	MHz	dBuV/m	dBuV/m	dB	dBuV	dB	dB/m	dB	cm	deg		
1	11019.72	60.10	74.00	-13.90	41.98	11.75	40.20	33.83	243	157	Peak	HORIZONTAL
2	11020.79	46.78	54.00	-7.22	28.66	11.75	40.20	33.83	243	157	Average	HORIZONTAL

Vertical

	Freq	Level	Limit Line	Over Limit	Read Level	Cable Loss	Antenna Factor	Preamp Factor	A/Pos	T/Pos	Remark	Pol/Phase
	MHz	dBuV/m	dBuV/m	dB	dBuV	dB	dB/m	dB	cm	deg		
1	11020.11	59.91	74.00	-14.09	41.79	11.75	40.20	33.83	281	201	Peak	VERTICAL
2	11020.19	47.15	54.00	-6.85	29.03	11.75	40.20	33.83	281	201	Average	VERTICAL

Configurations	IEEE 802.11ac MCS0/Nss1 VHT40 CH 110 / Chain 1 + Chain 2 + Chain 3 + Chain 4

Horizontal

	Freq	Level	Limit Line	Over Limit	Read Level	Cable Loss	Antenna Factor	Preamp Factor	A/Pos	T/Pos	Remark	Pol/Phase
	MHz	dBuV/m	dBuV/m	dB	dBuV	dB	dB/m	dB	cm	deg		
1	11100.13	47.62	54.00	-6.38	29.50	11.79	40.16	33.83	195	170	Average	HORIZONTAL
2	11100.53	60.39	74.00	-13.61	42.27	11.79	40.16	33.83	195	170	Peak	HORIZONTAL

Vertical

	Freq	Level	Limit Line	Over Limit	Read Level	Cable Loss	Antenna Factor	Preamp Factor	A/Pos	T/Pos	Remark	Pol/Phase
	MHz	dBuV/m	dBuV/m	dB	dBuV	dB	dB/m	dB	cm	deg		
1	11099.00	47.80	54.00	-6.20	29.68	11.79	40.16	33.83	255	100	Average	VERTICAL
2	11100.22	61.19	74.00	-12.81	43.07	11.79	40.16	33.83	255	100	Peak	VERTICAL

Configurations	IEEE 802.11ac MCS0/Nss1 VHT40 CH 134 / Chain 1 + Chain 2 + Chain 3 + Chain 4

Horizontal

	Freq	Level	Limit Line	Over Limit	Read Level	Cable Loss	Antenna Factor	Preamp Factor	A/Pos	T/Pos	Remark	Pol/Phase
	MHz	dBuV/m	dBuV/m	dB	dBuV	dB	dB/m	dB	cm	deg		
1	11339.21	47.21	54.00	-6.79	29.08	11.89	40.07	33.83	197	200	Average	HORIZONTAL
2	11340.41	60.43	74.00	-13.57	42.30	11.89	40.07	33.83	197	200	Peak	HORIZONTAL

Vertical

	Freq	Level	Limit Line	Over Limit	Read Level	Cable Loss	Antenna Factor	Preamp Factor	A/Pos	T/Pos	Remark	Pol/Phase
	MHz	dBuV/m	dBuV/m	dB	dBuV	dB	dB/m	dB	cm	deg		
1	11340.10	47.32	54.00	-6.68	29.19	11.89	40.07	33.83	155	233	Average	VERTICAL
2	11340.94	60.46	74.00	-13.54	42.33	11.89	40.07	33.83	155	233	Peak	VERTICAL

Configurations	IEEE 802.11ac MCS0/Nss1 VHT80 CH 58 / Chain 1 + Chain 2 + Chain 3 + Chain 4

Horizontal

	Freq	Level	Limit Line	Over Limit	Read Level	Cable Loss	Antenna Factor	Preamp Factor	A/Pos	T/Pos	Remark	Pol/Phase
	MHz	dBuV/m	dBuV/m	dB	dBuV	dB	dB/m	dB	cm	deg		
1	15869.33	49.52	54.00	-4.48	31.41	14.16	37.86	33.91	115	165	Average	HORIZONTAL
2	15870.02	62.43	74.00	-11.57	44.32	14.16	37.86	33.91	115	165	Peak	HORIZONTAL

Vertical

	Freq	Level	Limit Line	Over Limit	Read Level	Cable Loss	Antenna Factor	Preamp Factor	A/Pos	T/Pos	Remark	Pol/Phase
	MHz	dBuV/m	dBuV/m	dB	dBuV	dB	dB/m	dB	cm	deg		
1	15869.23	49.55	54.00	-4.45	31.44	14.16	37.86	33.91	139	205	Average	VERTICAL
2	15870.73	62.82	74.00	-11.18	44.71	14.16	37.86	33.91	139	205	Peak	VERTICAL

Configurations	IEEE 802.11ac MCS0/Nss1 VHT80 CH 106 / Chain 1 + Chain 2 + Chain 3 + Chain 4

Horizontal

	Freq	Level	Limit Line	Over Limit	Read Level	Cable Loss	Antenna Factor	Preamp Factor	A/Pos	T/Pos	Remark	Pol/Phase
	MHz	dBuV/m	dBuV/m	dB	dBuV	dB	dB/m	dB	cm	deg		
1	11060.33	60.19	74.00	-13.81	42.08	11.77	40.17	33.83	154	140	Peak	HORIZONTAL
2	11060.84	47.60	54.00	-6.40	29.49	11.77	40.17	33.83	154	140	Average	HORIZONTAL

Vertical

	Freq	Level	Limit Line	Over Limit	Read Level	Cable Loss	Antenna Factor	Preamp Factor	A/Pos	T/Pos	Remark	Pol/Phase
	MHz	dBuV/m	dBuV/m	dB	dBuV	dB	dB/m	dB	cm	deg		
1	11059.52	60.96	74.00	-13.04	42.83	11.77	40.19	33.83	188	114	Peak	VERTICAL
2	11060.47	47.62	54.00	-6.38	29.51	11.77	40.17	33.83	188	114	Average	VERTICAL

Configurations	IEEE 802.11ac MCS0/Nss1 VHT80 CH 122 / Chain 1 + Chain 2 + Chain 3 + Chain 4

Horizontal

	Freq	Level	Limit Line	Over Limit	Read Level	Cable Loss	Antenna Factor	Preamp Factor	A/Pos	T/Pos	Remark	Pol/Phase
	MHz	dBuV/m	dBuV/m	dB	dBuV	dB	dB/m	dB	cm	deg		
1	11219.99	47.91	54.00	-6.09	29.78	11.84	40.12	33.83	187	127	Average	HORIZONTAL
2	11220.00	61.49	74.00	-12.51	43.36	11.84	40.12	33.83	187	127	Peak	HORIZONTAL

Vertical

	Freq	Level	Limit Line	Over Limit	Read Level	Cable Loss	Antenna Factor	Preamp Factor	A/Pos	T/Pos	Remark	Pol/Phase
	MHz	dBuV/m	dBuV/m	dB	dBuV	dB	dB/m	dB	cm	deg		
1	11219.99	62.07	74.00	-11.93	43.94	11.84	40.12	33.83	209	184	Peak	VERTICAL
2	11220.00	48.20	54.00	-5.80	30.07	11.84	40.12	33.83	209	184	Average	VERTICAL

Straddle Channel

Configurations	IEEE 802.11a CH 144 / Chain 1 + Chain 2 + Chain 3 + Chain 4

Horizontal

	Freq	Level	Limit Line	Over Limit	Read Level	Cable Loss	Antenna Factor	Preamp Factor	A/Pos	T/Pos	Remark	Pol/Phase
	MHz	dBuV/m	dBuV/m	dB	dBuV	dB	dB/m	dB	cm	deg		
1	11439.55	46.63	54.00	-7.37	28.50	11.93	40.03	33.83	182	71	Average	HORIZONTAL
2	11440.36	60.04	74.00	-13.96	41.91	11.93	40.03	33.83	182	71	Peak	HORIZONTAL

Vertical

	Freq	Level	Limit Line	Over Limit	Read Level	Cable Loss	Antenna Factor	Preamp Factor	A/Pos	T/Pos	Remark	Pol/Phase
	MHz	dBuV/m	dBuV/m	dB	dBuV	dB	dB/m	dB	cm	deg		
1	11439.14	47.54	54.00	-6.46	29.41	11.93	40.03	33.83	135	96	Average	VERTICAL
2	11439.25	60.92	74.00	-13.08	42.79	11.93	40.03	33.83	135	96	Peak	VERTICAL

Configurations	IEEE 802.11ac MCS0/Nss1 VHT20 CH 144 / Chain 1 + Chain 2 + Chain 3 + Chain 4

Horizontal

	Freq	Level	Limit Line	Over Limit	Read Level	Cable Loss	Antenna Factor	Preamp Factor	A/Pos	T/Pos	Remark	Pol/Phase
	MHz	dBuV/m	dBuV/m	dB	dBuV	dB	dB/m	dB	cm	deg		
1	11439.67	47.15	54.00	-6.85	29.02	11.93	40.03	33.83	208	206	Average	HORIZONTAL
2	11440.36	60.43	74.00	-13.57	42.30	11.93	40.03	33.83	208	206	Peak	HORIZONTAL

Vertical

	Freq	Level	Limit Line	Over Limit	Read Level	Cable Loss	Antenna Factor	Preamp Factor	A/Pos	T/Pos	Remark	Pol/Phase
	MHz	dBuV/m	dBuV/m	dB	dBuV	dB	dB/m	dB	cm	deg		
1	11439.54	60.77	74.00	-13.23	42.64	11.93	40.03	33.83	144	250	Peak	VERTICAL
2	11440.05	47.85	54.00	-6.15	29.72	11.93	40.03	33.83	144	250	Average	VERTICAL

Configurations	IEEE 802.11ac MCS0/Nss1 VHT40 CH 142 / Chain 1 + Chain 2 + Chain 3 + Chain 4

Horizontal

	Freq	Level	Limit Line	Over Limit	Read Level	Cable Loss	Antenna Factor	Preamp Factor	A/Pos	T/Pos	Remark	Pol/Phase
	MHz	dBuV/m	dBuV/m	dB	dBuV	dB	dB/m	dB	cm	deg		
1	11339.24	61.40	74.00	-12.60	43.27	11.89	40.07	33.83	204	147	Peak	HORIZONTAL
2	11340.27	47.15	54.00	-6.85	29.02	11.89	40.07	33.83	204	147	Average	HORIZONTAL

Vertical

	Freq	Level	Limit Line	Over Limit	Read Level	Cable Loss	Antenna Factor	Preamp Factor	A/Pos	T/Pos	Remark	Pol/Phase
	MHz	dBuV/m	dBuV/m	dB	dBuV	dB	dB/m	dB	cm	deg		
1	11339.08	47.27	54.00	-6.73	29.14	11.89	40.07	33.83	246	177	Average	VERTICAL
2	11339.67	60.69	74.00	-13.31	42.56	11.89	40.07	33.83	246	177	Peak	VERTICAL

Configurations	IEEE 802.11ac MCS0/Nss1 VHT80 CH 138 / Chain 1 + Chain 2 + Chain 3 + Chain 4

Horizontal

	Freq	Level	Limit Line	Over Limit	Read Level	Cable Loss	Antenna Factor	Preamp Factor	A/Pos	T/Pos	Remark	Pol/Phase
	MHz	dBuV/m	dBuV/m	dB	dBuV	dB	dB/m	dB	cm	deg		
1	11380.00	47.22	54.00	-6.78	29.09	11.91	40.05	33.83	190	155	Average	HORIZONTAL
2	11380.01	60.42	74.00	-13.58	42.29	11.91	40.05	33.83	190	155	Peak	HORIZONTAL

Vertical

	Freq	Level	Limit Line	Over Limit	Read Level	Cable Loss	Antenna Factor	Preamp Factor	A/Pos	T/Pos	Remark	Pol/Phase
	MHz	dBuV/m	dBuV/m	dB	dBuV	dB	dB/m	dB	cm	deg		
1	11380.00	60.36	74.00	-13.64	42.23	11.91	40.05	33.83	159	198	Peak	VERTICAL
2	11380.00	47.19	54.00	-6.81	29.06	11.91	40.05	33.83	159	198	Average	VERTICAL

Directional Antenna Antenna

Configurations	IEEE 802.11a CH 52 / Chain 1 + Chain 2 + Chain 3 + Chain 4

Horizontal

	Freq	Level	Limit Line	Over Limit	Read Level	Cable Loss	Antenna Factor	Preamp Factor	A/Pos	T/Pos	Remark	Pol/Phase
	MHz	dBuV/m	dBuV/m	dB	dBuV	dB	dB/m	dB	cm	deg		
1	15778.58	47.69	54.00	-6.31	29.49	14.13	37.97	33.90	150	53	Average	HORIZONTAL
2	15780.46	61.64	74.00	-12.36	43.44	14.13	37.97	33.90	150	53	Peak	HORIZONTAL

Vertical

	Freq	Level	Limit Line	Over Limit	Read Level	Cable Loss	Antenna Factor	Preamp Factor	A/Pos	T/Pos	Remark	Pol/Phase
	MHz	dBuV/m	dBuV/m	dB	dBuV	dB	dB/m	dB	cm	deg		
1	15777.15	61.29	74.00	-12.71	43.09	14.13	37.97	33.90	150	324	Peak	VERTICAL
2	15777.44	47.70	54.00	-6.30	29.50	14.13	37.97	33.90	150	324	Average	VERTICAL

Configurations	IEEE 802.11a CH 60 / Chain 1 + Chain 2 + Chain 3 + Chain 4

Horizontal

	Freq	Level	Limit Line	Over Limit	Read Level	Cable Loss	Antenna Factor	Preamp Factor	A/Pos	T/Pos	Remark	Pol/Phase
	MHz	dBuV/m	dBuV/m	dB	dBuV	dB	dB/m	dB	cm	deg		
1	10591.08	47.67	54.00	-6.33	29.88	11.57	39.88	33.66	219	357	Average	HORIZONTAL
2	10613.76	60.69	74.00	-13.31	42.90	11.58	39.88	33.67	219	357	Peak	HORIZONTAL
3	15900.00	60.85	74.00	-13.15	42.79	14.17	37.81	33.92	150	312	Peak	HORIZONTAL
4	15918.08	47.66	54.00	-6.34	29.59	14.18	37.81	33.92	150	312	Average	HORIZONTAL

Vertical

	Freq	Level	Limit Line	Over Limit	Read Level	Cable Loss	Antenna Factor	Preamp Factor	A/Pos	T/Pos	Remark	Pol/Phase
	MHz	dBuV/m	dBuV/m	dB	dBuV	dB	dB/m	dB	cm	deg		
1	10601.40	48.45	54.00	-5.55	30.66	11.58	39.88	33.67	289	21	Average	VERTICAL
2	10603.32	61.78	74.00	-12.22	43.99	11.58	39.88	33.67	289	21	Peak	VERTICAL
3	15915.28	61.02	74.00	-12.98	42.96	14.17	37.81	33.92	150	83	Peak	VERTICAL
4	15918.36	47.56	54.00	-6.44	29.49	14.18	37.81	33.92	150	83	Average	VERTICAL

Configurations	IEEE 802.11a CH 64 / Chain 1 + Chain 2 + Chain 3 + Chain 4

Horizontal

	Freq	Level	Limit Line	Over Limit	Read Level	Cable Loss	Antenna Factor	Preamp Factor	A/Pos	T/Pos	Remark	Pol/Phase
	MHz	dBuV/m	dBuV/m	dB	dBuV	dB	dB/m	dB	cm	deg		
1	10635.44	47.50	54.00	-6.50	29.70	11.59	39.90	33.69	218	355	Average	HORIZONTAL
2	10648.20	61.21	74.00	-12.79	43.40	11.60	39.90	33.69	218	355	Peak	HORIZONTAL
3	15977.64	46.81	54.00	-7.19	28.85	14.20	37.70	33.94	150	151	Average	HORIZONTAL
4	15978.16	59.84	74.00	-14.16	41.88	14.20	37.70	33.94	150	151	Peak	HORIZONTAL

Vertical

	Freq	Level	Limit Line	Over Limit	Read Level	Cable Loss	Antenna Factor	Preamp Factor	A/Pos	T/Pos	Remark	Pol/Phase
	MHz	dBuV/m	dBuV/m	dB	dBuV	dB	dB/m	dB	cm	deg		
1	10634.68	60.58	74.00	-13.42	42.78	11.59	39.90	33.69	220	0	Peak	VERTICAL
2	10638.24	46.99	54.00	-7.01	29.19	11.59	39.90	33.69	220	0	Average	VERTICAL
3	15969.08	46.77	54.00	-7.23	28.80	14.20	37.70	33.93	150	43	Average	VERTICAL
4	15978.64	60.29	74.00	-13.71	42.33	14.20	37.70	33.94	150	43	Peak	VERTICAL

Configurations	IEEE 802.11a CH 100 / Chain 1 + Chain 2 + Chain 3 + Chain 4

Horizontal

	Freq	Level	Limit Line	Over Limit	Read Level	Cable Loss	Antenna Factor	Preamp Factor	A/Pos	T/Pos	Remark	Pol/Phase
	MHz	dBuV/m	dBuV/m	dB	dBuV	dB	dB/m	dB	cm	deg		
1	10992.64	60.67	74.00	-13.33	42.59	11.74	40.17	33.83	211	350	Peak	HORIZONTAL
2	10994.48	47.28	54.00	-6.72	29.20	11.74	40.17	33.83	211	350	Average	HORIZONTAL

Vertical

	Freq	Level	Limit Line	Over Limit	Read Level	Cable Loss	Antenna Factor	Preamp Factor	A/Pos	T/Pos	Remark	Pol/Phase
	MHz	dBuV/m	dBuV/m	dB	dBuV	dB	dB/m	dB	cm	deg		
1	10992.84	47.18	54.00	-6.82	29.10	11.74	40.17	33.83	217	4	Average	VERTICAL
2	11014.88	60.39	74.00	-13.61	42.27	11.75	40.20	33.83	217	4	Peak	VERTICAL

Configurations	IEEE 802.11a CH 116 / Chain 1 + Chain 2 + Chain 3 + Chain 4

Horizontal

	Freq	Level	Limit Line	Over Limit	Read Level	Cable Loss	Antenna Factor	Preamp Factor	A/Pos	T/Pos	Remark	Pol/Phase
	MHz	dBuV/m	dBuV/m	dB	dBuV	dB	dB/m	dB	cm	deg		
1	11155.28	47.90	54.00	-6.10	29.77	11.81	40.15	33.83	212	348	Average	HORIZONTAL
2	11171.12	61.19	74.00	-12.81	43.08	11.81	40.13	33.83	212	348	Peak	HORIZONTAL

Vertical

	Freq	Level	Limit Line	Over Limit	Read Level	Cable Loss	Antenna Factor	Preamp Factor	A/Pos	T/Pos	Remark	Pol/Phase
	MHz	dBuV/m	dBuV/m	dB	dBuV	dB	dB/m	dB	cm	deg		
1	11157.52	61.34	74.00	-12.66	43.23	11.81	40.13	33.83	212	0	Peak	VERTICAL
2	11160.88	48.03	54.00	-5.97	29.92	11.81	40.13	33.83	212	0	Average	VERTICAL

Configurations	IEEE 802.11a CH 140 / Chain 1 + Chain 2 + Chain 3 + Chain 4

Horizontal

	Freq	Level	Limit Line	Over Limit	Read Level	Cable Loss	Antenna Factor	Preamp Factor	A/Pos	T/Pos	Remark	Pol/Phase
	MHz	dBuV/m	dBuV/m	dB	dBuV	dB	dB/m	dB	cm	deg		
1	11389.04	46.90	54.00	-7.10	28.78	11.91	40.04	33.83	212	354	Average	HORIZONTAL
2	11399.24	60.71	74.00	-13.29	42.59	11.91	40.04	33.83	212	354	Peak	HORIZONTAL

Vertical

	Freq	Level	Limit Line	Over Limit	Read Level	Cable Loss	Antenna Factor	Preamp Factor	A/Pos	T/Pos	Remark	Pol/Phase
	MHz	dBuV/m	dBuV/m	dB	dBuV	dB	dB/m	dB	cm	deg		
1	11398.60	47.15	54.00	-6.85	29.03	11.91	40.04	33.83	221	7	Average	VERTICAL
2	11413.00	60.36	74.00	-13.64	42.23	11.92	40.04	33.83	221	7	Peak	VERTICAL

Configurations	IEEE 802.11ac MCS0/Nss1 VHT20 CH 52 / Chain 1 + Chain 2 + Chain 3 + Chain 4

Horizontal

	Freq	Level	Limit Line	Over Limit	Read Level	Cable Loss	Antenna Factor	Preamp Factor	A/Pos	T/Pos	Remark	Pol/Phase
	MHz	dBuV/m	dBuV/m	dB	dBuV	dB	dB/m	dB	cm	deg		
1	15780.07	62.39	74.00	-11.61	44.19	14.13	37.97	33.90	223	233	Peak	HORIZONTAL
2	15780.33	49.92	54.00	-4.08	31.72	14.13	37.97	33.90	223	233	Average	HORIZONTAL

Vertical

	Freq	Level	Limit Line	Over Limit	Read Level	Cable Loss	Antenna Factor	Preamp Factor	A/Pos	T/Pos	Remark	Pol/Phase
	MHz	dBuV/m	dBuV/m	dB	dBuV	dB	dB/m	dB	cm	deg		
1	15778.44	62.59	74.00	-11.41	44.39	14.13	37.97	33.90	220	283	Peak	VERTICAL
2	15781.56	49.72	54.00	-4.28	31.52	14.13	37.97	33.90	220	283	Average	VERTICAL

Configurations	IEEE 802.11ac MCS0/Nss1 VHT20 CH 60 / Chain 1 + Chain 2 + Chain 3 + Chain 4

Horizontal

	Freq	Level	Limit Line	Over Limit	Read Level	Cable Loss	Antenna Factor	Preamp Factor	A/Pos	T/Pos	Remark	Pol/Phase
	MHz	dBuV/m	dBuV/m	dB	dBuV	dB	dB/m	dB	cm	deg		
1	10599.25	61.67	74.00	-12.33	43.88	11.58	39.88	33.67	206	236	Peak	HORIZONTAL
2	10600.54	48.38	54.00	-5.62	30.59	11.58	39.88	33.67	206	236	Average	HORIZONTAL
3	15899.44	50.31	54.00	-3.69	32.25	14.17	37.81	33.92	125	158	Average	HORIZONTAL
4	15900.48	63.64	74.00	-10.36	45.58	14.17	37.81	33.92	125	158	Peak	HORIZONTAL

Vertical

	Freq	Level	Limit Line	Over Limit	Read Level	Cable Loss	Antenna Factor	Preamp Factor	A/Pos	T/Pos	Remark	Pol/Phase
	MHz	dBuV/m	dBuV/m	dB	dBuV	dB	dB/m	dB	cm	deg		
1	10600.23	49.58	54.00	-4.42	31.79	11.58	39.88	33.67	128	122	Average	VERTICAL
2	10600.56	63.12	74.00	-10.88	45.33	11.58	39.88	33.67	128	122	Peak	VERTICAL
3	15899.96	50.24	54.00	-3.76	32.18	14.17	37.81	33.92	237	267	Average	VERTICAL
4	15900.92	62.99	74.00	-11.01	44.93	14.17	37.81	33.92	237	267	Peak	VERTICAL

Configurations	IEEE 802.11ac MCS0/Nss1 VHT20 CH 64 / Chain 1 + Chain 2 + Chain 3 + Chain 4

Horizontal

	Freq	Level	Limit Line	Over Limit	Read Level	Cable Loss	Antenna Factor	Preamp Factor	A/Pos	T/Pos	Remark	Pol/Phase
	MHz	dBuV/m	dBuV/m	dB	dBuV	dB	dB/m	dB	cm	deg		
1	10639.86	61.28	74.00	-12.72	43.48	11.59	39.90	33.69	216	156	Peak	HORIZONTAL
2	10640.46	48.48	54.00	-5.52	30.68	11.59	39.90	33.69	216	156	Average	HORIZONTAL
3	15959.40	64.06	74.00	-9.94	46.05	14.19	37.75	33.93	164	112	Peak	HORIZONTAL
4	15959.58	50.59	54.00	-3.41	32.58	14.19	37.75	33.93	164	112	Average	HORIZONTAL

Vertical

	Freq	Level	Limit Line	Over Limit	Read Level	Cable Loss	Antenna Factor	Preamp Factor	A/Pos	T/Pos	Remark	Pol/Phase
	MHz	dBuV/m	dBuV/m	dB	dBuV	dB	dB/m	dB	cm	deg		
1	10639.12	47.81	54.00	-6.19	30.01	11.59	39.90	33.69	172	83	Average	VERTICAL
2	10640.52	60.86	74.00	-13.14	43.06	11.59	39.90	33.69	172	83	Peak	VERTICAL
3	15953.04	63.62	74.00	-10.38	45.61	14.19	37.75	33.93	117	154	Peak	VERTICAL
4	15967.96	50.75	54.00	-3.25	32.79	14.19	37.70	33.93	117	154	Average	VERTICAL

Configurations	IEEE 802.11ac MCS0/Nss1 VHT20 CH 100 / Chain 1 + Chain 2 + Chain 3 + Chain 4

Horizontal

	Freq	Level	Limit Line	Over Limit	Read Level	Cable Loss	Antenna Factor	Preamp Factor	A/Pos	T/Pos	Remark	Pol/Phase
	MHz	dBuV/m	dBuV/m	dB	dBuV	dB	dB/m	dB	cm	deg		
1	10999.04	60.16	74.00	-13.84	42.05	11.74	40.20	33.83	164	39	Peak	HORIZONTAL
2	11000.13	47.58	54.00	-6.42	29.47	11.74	40.20	33.83	164	39	Average	HORIZONTAL

Vertical

	Freq	Level	Limit Line	Over Limit	Read Level	Cable Loss	Antenna Factor	Preamp Factor	A/Pos	T/Pos	Remark	Pol/Phase
	MHz	dBuV/m	dBuV/m	dB	dBuV	dB	dB/m	dB	cm	deg		
1	11000.17	47.95	54.00	-6.05	29.84	11.74	40.20	33.83	297	175	Average	VERTICAL
2	11000.96	60.75	74.00	-13.25	42.64	11.74	40.20	33.83	297	175	Peak	VERTICAL

Configurations	IEEE 802.11ac MCS0/Nss1 VHT20 CH 116 / Chain 1 + Chain 2 + Chain 3 + Chain 4

Horizontal

	Freq	Level	Limit Line	Over Limit	Read Level	Cable Loss	Antenna Factor	Preamp Factor	A/Pos	T/Pos	Remark	Pol/Phase
	MHz	dBuV/m	dBuV/m	dB	dBuV	dB	dB/m	dB	cm	deg		
1	11159.46	48.26	54.00	-5.74	30.15	11.81	40.13	33.83	166	70	Average	HORIZONTAL
2	11160.23	61.15	74.00	-12.85	43.04	11.81	40.13	33.83	166	70	Peak	HORIZONTAL

Vertical

	Freq	Level	Limit Line	Over Limit	Read Level	Cable Loss	Antenna Factor	Preamp Factor	A/Pos	T/Pos	Remark	Pol/Phase
	MHz	dBuV/m	dBuV/m	dB	dBuV	dB	dB/m	dB	cm	deg		
1	11160.08	61.17	74.00	-12.83	43.06	11.81	40.13	33.83	219	164	Peak	VERTICAL
2	11160.24	48.09	54.00	-5.91	29.98	11.81	40.13	33.83	219	164	Average	VERTICAL

Configurations	IEEE 802.11ac MCS0/Nss1 VHT20 CH 140 / Chain 1 + Chain 2 + Chain 3 + Chain 4

Horizontal

	Freq	Level	Limit Line	Over Limit	Read Level	Cable Loss	Antenna Factor	Preamp Factor	A/Pos	T/Pos	Remark	Pol/Phase
	MHz	dBuV/m	dBuV/m	dB	dBuV	dB	dB/m	dB	cm	deg		
1	11399.76	61.51	74.00	-12.49	43.39	11.91	40.04	33.83	156	207	Peak	HORIZONTAL
2	11400.78	48.61	54.00	-5.39	30.49	11.91	40.04	33.83	156	207	Average	HORIZONTAL

Vertical

	Freq	Level	Limit Line	Over Limit	Read Level	Cable Loss	Antenna Factor	Preamp Factor	A/Pos	T/Pos	Remark	Pol/Phase
	MHz	dBuV/m	dBuV/m	dB	dBuV	dB	dB/m	dB	cm	deg		
1	11399.00	61.74	74.00	-12.26	43.62	11.91	40.04	33.83	111	166	Peak	VERTICAL
2	11399.81	48.44	54.00	-5.56	30.32	11.91	40.04	33.83	111	166	Average	VERTICAL

Configurations	IEEE 802.11ac MCS0/Nss1 VHT40 CH 54 / Chain 1 + Chain 2 + Chain 3 + Chain 4

Horizontal

	Freq	Level	Limit Line	Over Limit	Read Level	Cable Loss	Antenna Factor	Preamp Factor	A/Pos	T/Pos	Remark	Pol/Phase
	MHz	dBuV/m	dBuV/m	dB	dBuV	dB	dB/m	dB	cm	deg		
1	15809.01	49.28	54.00	-4.72	31.12	14.14	37.92	33.90	184	73	Average	HORIZONTAL
2	15810.41	62.66	74.00	-11.34	44.50	14.14	37.92	33.90	184	73	Peak	HORIZONTAL

Vertical

	Freq	Level	Limit Line	Over Limit	Read Level	Cable Loss	Antenna Factor	Preamp Factor	A/Pos	T/Pos	Remark	Pol/Phase
	MHz	dBuV/m	dBuV/m	dB	dBuV	dB	dB/m	dB	cm	deg		
1	15810.03	49.44	54.00	-4.56	31.28	14.14	37.92	33.90	123	161	Average	VERTICAL
2	15810.51	63.04	74.00	-10.96	44.88	14.14	37.92	33.90	123	161	Peak	VERTICAL

Configurations	IEEE 802.11ac MCS0/Nss1 VHT40 CH 62 / Chain 1 + Chain 2 + Chain 3 + Chain 4

Horizontal

	Freq	Level	Limit Line	Over Limit	Read Level	Cable Loss	Antenna Factor	Preamp Factor	A/Pos	T/Pos	Remark	Pol/Phase
	MHz	dBuV/m	dBuV/m	dB	dBuV	dB	dB/m	dB	cm	deg		
1	10620.00	61.64	74.00	-12.36	43.85	11.58	39.88	33.67	169	165	Peak	HORIZONTAL
2	10620.00	48.14	54.00	-5.86	30.35	11.58	39.88	33.67	169	165	Average	HORIZONTAL
3	15929.94	63.09	74.00	-10.91	45.09	14.18	37.75	33.93	189	203	Peak	HORIZONTAL
4	15930.11	50.21	54.00	-3.79	32.21	14.18	37.75	33.93	189	203	Average	HORIZONTAL

Vertical

	Freq	Level	Limit Line	Over Limit	Read Level	Cable Loss	Antenna Factor	Preamp Factor	A/Pos	T/Pos	Remark	Pol/Phase
	MHz	dBuV/m	dBuV/m	dB	dBuV	dB	dB/m	dB	cm	deg		
1	10619.74	61.07	74.00	-12.93	43.28	11.58	39.88	33.67	262	159	Peak	VERTICAL
2	10620.45	48.02	54.00	-5.98	30.23	11.58	39.88	33.67	262	159	Average	VERTICAL
3	15929.14	50.37	54.00	-3.63	32.37	14.18	37.75	33.93	142	218	Average	VERTICAL
4	15930.49	63.24	74.00	-10.76	45.24	14.18	37.75	33.93	142	218	Peak	VERTICAL

Configurations	IEEE 802.11ac MCS0/Nss1 VHT40 CH 102 / Chain 1 + Chain 2 + Chain 3 + Chain 4

Horizontal

	Freq	Level	Limit Line	Over Limit	Read Level	Cable Loss	Antenna Factor	Preamp Factor	A/Pos	T/Pos	Remark	Pol/Phase
	MHz	dBuV/m	dBuV/m	dB	dBuV	dB	dB/m	dB	cm	deg		
1	11020.00	60.24	74.00	-13.76	42.12	11.75	40.20	33.83	178	284	Peak	HORIZONTAL
2	11020.00	47.01	54.00	-6.99	28.89	11.75	40.20	33.83	178	284	Average	HORIZONTAL

Vertical

	Freq	Level	Limit Line	Over Limit	Read Level	Cable Loss	Antenna Factor	Preamp Factor	A/Pos	T/Pos	Remark	Pol/Phase
	MHz	dBuV/m	dBuV/m	dB	dBuV	dB	dB/m	dB	cm	deg		
1	11019.99	47.23	54.00	-6.77	29.11	11.75	40.20	33.83	139	351	Average	VERTICAL
2	11020.00	59.93	74.00	-14.07	41.81	11.75	40.20	33.83	139	351	Peak	VERTICAL

Configurations	IEEE 802.11ac MCS0/Nss1 VHT40 CH 110 / Chain 1 + Chain 2 + Chain 3 + Chain 4

Horizontal

	Freq	Level	Limit Line	Over Limit	Read Level	Cable Loss	Antenna Factor	Preamp Factor	A/Pos	T/Pos	Remark	Pol/Phase
	MHz	dBuV/m	dBuV/m	dB	dBuV	dB	dB/m	dB	cm	deg		
1	11099.15	47.49	54.00	-6.51	29.37	11.79	40.16	33.83	210	292	Average	HORIZONTAL
2	11099.32	60.52	74.00	-13.48	42.40	11.79	40.16	33.83	210	292	Peak	HORIZONTAL

Vertical

	Freq	Level	Limit Line	Over Limit	Read Level	Cable Loss	Antenna Factor	Preamp Factor	A/Pos	T/Pos	Remark	Pol/Phase
	MHz	dBuV/m	dBuV/m	dB	dBuV	dB	dB/m	dB	cm	deg		
1	11099.99	47.33	54.00	-6.67	29.21	11.79	40.16	33.83	274	326	Average	VERTICAL
2	11100.00	60.01	74.00	-13.99	41.89	11.79	40.16	33.83	274	326	Peak	VERTICAL

Configurations	IEEE 802.11ac MCS0/Nss1 VHT40 CH 134 / Chain 1 + Chain 2 + Chain 3 + Chain 4

Horizontal

	Freq	Level	Limit Line	Over Limit	Read Level	Cable Loss	Antenna Factor	Preamp Factor	A/Pos	T/Pos	Remark	Pol/Phase
	MHz	dBuV/m	dBuV/m	dB	dBuV	dB	dB/m	dB	cm	deg		
1	11339.48	60.79	74.00	-13.21	42.66	11.89	40.07	33.83	118	141	Peak	HORIZONTAL
2	11339.67	47.85	54.00	-6.15	29.72	11.89	40.07	33.83	118	141	Average	HORIZONTAL

Vertical

	Freq	Level	Limit Line	Over Limit	Read Level	Cable Loss	Antenna Factor	Preamp Factor	A/Pos	T/Pos	Remark	Pol/Phase
	MHz	dBuV/m	dBuV/m	dB	dBuV	dB	dB/m	dB	cm	deg		
1	11339.26	47.91	54.00	-6.09	29.78	11.89	40.07	33.83	177	216	Average	VERTICAL
2	11340.94	60.96	74.00	-13.04	42.83	11.89	40.07	33.83	177	216	Peak	VERTICAL

Configurations	IEEE 802.11ac MCS0/Nss1 VHT80 CH 58 / Chain 1 + Chain 2 + Chain 3 + Chain 4

Horizontal

	Freq	Level	Limit Line	Over Limit	Read Level	Cable Loss	Antenna Factor	Preamp Factor	A/Pos	T/Pos	Remark	Pol/Phase
	MHz	dBuV/m	dBuV/m	dB	dBuV	dB	dB/m	dB	cm	deg		
1	15869.31	49.57	54.00	-4.43	31.46	14.16	37.86	33.91	171	195	Average	HORIZONTAL
2	15869.53	62.45	74.00	-11.55	44.34	14.16	37.86	33.91	171	195	Peak	HORIZONTAL

Vertical

	Freq	Level	Limit Line	Over Limit	Read Level	Cable Loss	Antenna Factor	Preamp Factor	A/Pos	T/Pos	Remark	Pol/Phase
	MHz	dBuV/m	dBuV/m	dB	dBuV	dB	dB/m	dB	cm	deg		
1	15869.18	49.52	54.00	-4.48	31.41	14.16	37.86	33.91	130	237	Average	VERTICAL
2	15870.92	62.96	74.00	-11.04	44.85	14.16	37.86	33.91	130	237	Peak	VERTICAL

Configurations	IEEE 802.11ac MCS0/Nss1 VHT80 CH 106 / Chain 1 + Chain 2 + Chain 3 + Chain 4

Horizontal

	Freq	Level	Limit Line	Over Limit	Read Level	Cable Loss	Antenna Factor	Preamp Factor	A/Pos	T/Pos	Remark	Pol/Phase
	MHz	dBuV/m	dBuV/m	dB	dBuV	dB	dB/m	dB	cm	deg		
1	11059.62	47.08	54.00	-6.92	28.95	11.77	40.19	33.83	118	203	Average	HORIZONTAL
2	11060.58	59.87	74.00	-14.13	41.76	11.77	40.17	33.83	118	203	Peak	HORIZONTAL

Vertical

	Freq	Level	Limit Line	Over Limit	Read Level	Cable Loss	Antenna Factor	Preamp Factor	A/Pos	T/Pos	Remark	Pol/Phase
	MHz	dBuV/m	dBuV/m	dB	dBuV	dB	dB/m	dB	cm	deg		
1	11059.61	47.36	54.00	-6.64	29.23	11.77	40.19	33.83	136	235	Average	VERTICAL
2	11059.74	60.36	74.00	-13.64	42.23	11.77	40.19	33.83	136	235	Peak	VERTICAL

Configurations	IEEE 802.11ac MCS0/Nss1 VHT80 CH 122 / Chain 1 + Chain 2 + Chain 3 + Chain 4

Horizontal

	Freq	Level	Limit Line	Over Limit	Read Level	Cable Loss	Antenna Factor	Preamp Factor	A/Pos	T/Pos	Remark	Pol/Phase
	MHz	dBuV/m	dBuV/m	dB	dBuV	dB	dB/m	dB	cm	deg		
1	11219.53	47.93	54.00	-6.07	29.80	11.84	40.12	33.83	136	93	Average	HORIZONTAL
2	11220.82	61.05	74.00	-12.95	42.92	11.84	40.12	33.83	136	93	Peak	HORIZONTAL

Vertical

	Freq	Level	Limit Line	Over Limit	Read Level	Cable Loss	Antenna Factor	Preamp Factor	A/Pos	T/Pos	Remark	Pol/Phase
	MHz	dBuV/m	dBuV/m	dB	dBuV	dB	dB/m	dB	cm	deg		
1	11220.00	60.82	74.00	-13.18	42.69	11.84	40.12	33.83	178	154	Peak	VERTICAL
2	11220.92	48.00	54.00	-6.00	29.87	11.84	40.12	33.83	178	154	Average	VERTICAL

Straddle Channel

Configurations	IEEE 802.11a CH 144 / Chain 1 + Chain 2 + Chain 3 + Chain 4

Horizontal

	Freq	Level	Limit Line	Over Limit	Read Level	Cable Loss	Antenna Factor	Preamp Factor	A/Pos	T/Pos	Remark	Pol/Phase
	MHz	dBuV/m	dBuV/m	dB	dBuV	dB	dB/m	dB	cm	deg		
1	11440.08	60.92	74.00	-13.08	42.79	11.93	40.03	33.83	239	222	Peak	HORIZONTAL
2	11441.00	48.45	54.00	-5.55	30.32	11.93	40.03	33.83	239	222	Average	HORIZONTAL

Vertical

	Freq	Level	Limit Line	Over Limit	Read Level	Cable Loss	Antenna Factor	Preamp Factor	A/Pos	T/Pos	Remark	Pol/Phase
	MHz	dBuV/m	dBuV/m	dB	dBuV	dB	dB/m	dB	cm	deg		
1	11437.24	61.31	74.00	-12.69	43.18	11.93	40.03	33.83	215	322	Peak	VERTICAL
2	11437.68	48.54	54.00	-5.46	30.41	11.93	40.03	33.83	215	322	Average	VERTICAL