NCC RADIO TEST REPORT

Equipment	:	自助終端（帶有掃描功能）
Brand Name	:	**ZEBRA**
Model Name	:	**CC6000**
Applicant	:	台灣斑馬科技股份有限公司 台北市信義區松高路 **9** 號 **13** 樓
Manufacturer	:	**Zebra Technologies Corporation** **1 Zebra Plaza, Holtsville, NY 11742**
Standard	:	**NCC LP0002 (2018-01-10)**

The product was received on Jan. 11, 2019, and testing was started from Jan. 17, 2019 and completed on Mar. 12, 2019. We, SPORTON INTERNATIONAL INC. EMC & Wireless Communications Laboratory, would like to declare that the tested sample has been evaluated in accordance with the procedures given in NCC LP0002 (2018-01-10) and shown compliance with the applicable technical standards.

The report must not be used by the client to claim product certification, approval, or endorsement by TAF or any agency of government.

The test results in this report apply exclusively to the tested model / sample. Without written approval of SPORTON INTERNATIONAL INC. EMC & Wireless Communications Laboratory, the test report shall not be reproduced except in full.

Jones Tsai

Approved by: Jones Tsai

SPORTON INTERNATIONAL INC. EMC & Wireless Communications Laboratory

No. 52, Huaya 1st Rd., Guishan Dist., Taoyuan City, Taiwan (R.O.C.)

Table of Contents

History of this test report **3**
Summary of Test Result **4**
1 General Description **5**
1.1 Product Feature of Equipment Under Test 5
1.2 Product Specification of Equipment Under Test 6
1.3 Modification of EUT 9
1.4 Testing Location 9
1.5 Applicable Standards 9
2 Test Configuration of Equipment Under Test **10**
2.1 Carrier Frequency and Channel 10
2.2 Test Mode 12
2.3 Connection Diagram of Test System 25
2.4 Support Unit used in test configuration and system 27
2.5 EUT Operation Test Setup 27
2.6 Measurement Results Explanation Example 28
3 Test Result **29**
3.1 26dB & 99% Occupied Bandwidth Measurement 29
3.2 Maximum Conducted Output Power Measurement 37
3.3 Power Spectral Density Measurement 45
3.4 Unwanted Emissions Measurement 55
3.5 Receiver Radiated Emission Measurement 60
3.6 AC Conducted Emission Measurement 64
3.7 Automatically Discontinue Transmission 66
3.8 Antenna Requirements 67
3.9 Maximum Power Density 69
4 List of Measuring Equipment **70**
5 Uncertainty of Evaluation **72**
Appendix A. AC Conducted Emission Test Result
Appendix B. Radiated Spurious Emission
Appendix C. Radiated Spurious Emission Plots
Appendix D. Duty Cycle Plots
Appendix E. Setup Photographs

History of this test report

Report No.	Version	Description	Issue Date
TR911104E	01	Initial issue of report	Mar. 26, 2019

Summary of Test Result

Report Clause	Ref Std. Clause	Test Items	Result (PASS/FAIL)	Remark
3.1	LP0002 4.7.3	26dB & 99% Bandwidth	Pass	-
3.2	LP0002 4.7.3	Maximum Conducted Output Power	Pass	-
3.3	LP0002 4.7.3	Power Spectral Density	Pass	-
3.4	LP0002 4.7.4	Unwanted Emissions	Pass	Under limit 1.12 dB at 5358.880 MHz
3.5	LP0002 2.11	Receiver Radiated Emission	Pass	Under limit 6.51 dB at 118.270 MHz
3.6	LP0002 2.3	AC Conducted Emission	Pass	Under limit 6.16 dB at 0.562 MHz
3.7	LP0002 4.7.6	Automatically Discontinue Transmission	Pass	-
3.8	LP0002 2.2 4.7.8	Antenna Requirement	Pass	-
3.9	LP0002 2.2 5.20.2	Maximum Power Density	Pass	-

Declaration of Conformity:
The test results with all measurement uncertainty excluded are presented in accordance with the regulation limits or requirements declared by manufacturers.
Comments and Explanations:
The declared of product specification for EUT presented in the report are provided by the manufacturer, and the manufacturer takes all the responsibilities for the accuracy of product specification.

Reviewed by: Wii Chang

Report Producer: Polly Tsai

1 General Description

1.1 Product Feature of Equipment Under Test

Product Feature	
Equipment	自助終端（帶有掃描功能）
Brand Name	ZEBRA
Model Name	CC6000
EUT supports Radios application	NFC WLAN 11a/b/g/n HT20/HT40 WLAN 11ac VHT20/VHT40/VHT80 Bluetooth BR/EDR/LE
HW Version	DV
SW Version	01-15-05.00.OG-U00-PRD
FW Version	FUSION_QA_2_1.4.0.002_O
MFD	21DEC18
EUT Stage	Engineering Sample

Remark: The above EUT's information was declared by manufacturer.

<Sample Information>

	Sample 1	Sample 2	Sample 3
Component Category	CC6000 Landscape Display with Camera	CC6000 Landscape Display, No Camera	CC6000 Portrait Display with Camera
Data capture options	SE4710	SE4710	SE4710
Camera	Front Facing ≥5 Mp	None	Front Facing ≥5 Mp

Specification of Accessories				
AC Adaptor	**Brand Name**	ZEBRA	**Part Number**	PWR-BUA5V16W0WW
DC cable	**Brand Name**	ZEBRA	**Part Number**	CBL-DC-383A1-01
AC Cable	**Brand Name**	ZEBRA	**Part Number**	50-16000-182R

Supported Unit Used in Test Configuration and System				
POE	**Brand Name**	Microsemi	**Part Number**	PD-9501GR/AC

1.2 Product Specification of Equipment Under Test

Standards-related Product Specification	
Tx/Rx Frequency Range	5180 MHz ~ 5240 MHz 5260 MHz ~ 5320 MHz 5500 MHz ~ 5720 MHz
Maximum Output Power to Antenna <CDD Modes>	**<5180 MHz ~ 5240 MHz>** **<Ant. 1>** 802.11a : 18.90 dBm / 0.0776 W 802.11n HT20 : 18.90 dBm / 0.0776 W 802.11n HT40 : 19.00 dBm / 0.0794 W 802.11ac VHT20: 18.80 dBm / 0.0759 W 802.11ac VHT40: 18.90 dBm / 0.0776 W 802.11ac VHT80: 15.60 dBm / 0.0363 W **<Ant. 2>** 802.11a : 18.60 dBm / 0.0724 W 802.11n HT20 : 18.30 dBm / 0.0676 W 802.11n HT40 : 18.30 dBm / 0.0676 W 802.11ac VHT20: 18.20 dBm / 0.0661 W 802.11ac VHT40: 18.20 dBm / 0.0661 W 802.11ac VHT80: 17.60 dBm / 0.0575 W **MIMO <Ant. 1+2>** 802.11a : 21.71 dBm / 0.1483 W 802.11n HT20 : 21.61 dBm / 0.1449 W 802.11n HT40 : 21.62 dBm / 0.1452 W 802.11ac VHT20: 21.51 dBm / 0.1416 W 802.11ac VHT40: 21.61 dBm / 0.1449 W 802.11ac VHT80: 15.51 dBm / 0.0356 W
	<5260 MHz ~ 5320 MHz> **<Ant. 1>** 802.11a : 19.00 dBm / 0.0794 W 802.11n HT20 : 18.80 dBm / 0.0759 W 802.11n HT40 : 18.90 dBm / 0.0776 W 802.11ac VHT20: 18.70 dBm / 0.0741 W 802.11ac VHT40: 18.80 dBm / 0.0759 W 802.11ac VHT80: 14.60 dBm / 0.0288 W **<Ant. 2>** 802.11a : 18.70 dBm / 0.0741 W 802.11n HT20 : 18.20 dBm / 0.0661 W 802.11n HT40 : 18.30 dBm / 0.0676 W 802.11ac VHT20: 18.10 dBm / 0.0646 W 802.11ac VHT40: 18.20 dBm / 0.0661 W 802.11ac VHT80: 17.50 dBm / 0.0562 W **MIMO <Ant. 1+2>** 802.11a : 20.86 dBm / 0.1219 W 802.11n HT20 : 20.97 dBm / 0.1250 W 802.11n HT40 : 21.72 dBm / 0.1486 W 802.11ac VHT20: 20.82 dBm / 0.1208 W 802.11ac VHT40: 21.67 dBm / 0.1469 W 802.11ac VHT80: 13.41 dBm / 0.0219 W

Standards-related Product Specification	
Maximum Output Power to Antenna <CDD Modes>	**<5500 MHz ~ 5720 MHz>** **<Ant. 1>** 802.11a : 20.00 dBm / 0.1000 W 802.11n HT20 : 20.00 dBm / 0.1000 W 802.11n HT40 : 20.50 dBm / 0.1122 W 802.11ac VHT20: 19.90 dBm / 0.0977 W 802.11ac VHT40: 20.40 dBm / 0.1096 W 802.11ac VHT80: 19.70 dBm / 0.0933 W **<Ant. 2>** 802.11a : 20.00 dBm / 0.1000 W 802.11n HT20 : 19.50 dBm / 0.0891 W 802.11n HT40 : 20.10 dBm / 0.1023 W 802.11ac VHT20: 19.30 dBm / 0.0851 W 802.11ac VHT40: 20.00 dBm / 0.1000 W 802.11ac VHT80: 18.80 dBm / 0.0759 W **MIMO <Ant. 1+2>** 802.11a : 19.86 dBm / 0.0968 W 802.11n HT20 : 19.67 dBm / 0.0927 W 802.11n HT40 : 22.91 dBm / 0.1954 W 802.11ac VHT20: 19.67 dBm / 0.0927 W 802.11ac VHT40: 22.81 dBm / 0.1910 W 802.11ac VHT80: 22.51 dBm / 0.1782 W
Maximum Output Power to Antenna <TXBF Modes>	**<5180 MHz ~ 5240 MHz>** **MIMO <Ant. 1+2>** 802.11ac VHT20: 18.46 dBm / 0.0701 W 802.11ac VHT40: 21.06 dBm / 0.1276 W 802.11ac VHT80: 20.56 dBm / 0.1138 W **<5260 MHz ~ 5320 MHz>** **MIMO <Ant. 1+2>** 802.11ac VHT20: 17.91 dBm / 0.0618 W 802.11ac VHT40: 20.07 dBm / 0.1016 W 802.11ac VHT80: 18.26 dBm / 0.0670 W **<5500 MHz ~ 5720 MHz>** **MIMO <Ant. 1+2>** 802.11ac VHT20: 17.81 dBm / 0.0604 W 802.11ac VHT40: 20.46 dBm / 0.0112 W 802.11ac VHT80: 21.71 dBm / 0.1483 W

Standards-related Product Specification	
99% Occupied Bandwidth <CDD Modes>	**<Ant. 1>** 802.11a : 16.90 MHz 802.11n HT20 : 18.15 MHz 802.11n HT40 : 36.80 MHz 802.11ac VHT80 : 76.80 MHz **<Ant. 2>** 802.11a : 16.85 MHz 802.11n HT20 : 18.00 MHz 802.11n HT40 : 36.70 MHz 802.11ac VHT80 : 76.80 MHz **MIMO <Ant. 1>** 802.11a : 16.90 MHz 802.11n HT20 : 18.05 MHz 802.11n HT40 : 36.70 MHz 802.11ac VHT80 : 76.92 MHz **MIMO <Ant. 2>** 802.11a : 16.80 MHz 802.11n HT20 : 17.90 MHz 802.11n HT40 : 36.70 MHz 802.11ac VHT80 : 76.80 MHz
99% Occupied Bandwidth <TXBF Modes>	**MIMO <Ant. 1>** 802.11n VHT20 : 17.85 MHz 802.11n VHT40 : 36.70 MHz 802.11ac VHT80 : 77.04 MHz **MIMO <Ant. 2>** 802.11n VHT20 : 17.85 MHz 802.11n VHT40 : 36.60 MHz 802.11ac VHT80 : 77.16 MHz
Antenna Type / Gain	**<5180 MHz ~ 5240 MHz>** **Ant. 1 :** PIFA Antenna with gain 3.77 dBi **Ant. 2 :** PIFA Antenna with gain 3.20 dBi **<5260 MHz ~ 5320 MHz>** **Ant. 1 :** PIFA Antenna with gain 5.20 dBi **Ant. 2 :** PIFA Antenna with gain 2.80 dBi **<5500 MHz ~ 5720 MHz>** **Ant. 1 :** PIFA Antenna with gain 4.70 dBi **Ant. 2 :** PIFA Antenna with gain 5.20 dBi
Type of Modulation	802.11a/n : OFDM (BPSK/QPSK/16QAM/64QAM) 802.11ac : OFDM (BPSK/QPSK/16QAM/64QAM/256QAM)
Antenna Function Description	

	Ant. 1	Ant. 2
802.11 a/n/ac	V	V
802.11 a/n/ac MIMO	V	V
802.11 ac TXBF	V	V

Note: MIMO Ant. 1+2 is a calculated result from sum of the power MIMO Ant. 1 and MIMO Ant. 2.

1.3 Modification of EUT

No modifications are made to the EUT during all test items.

1.4 Testing Location

Test Site	SPORTON INTERNATIONAL INC.	
Test Site Location	No.52, Huaya 1st Rd., Guishan Dist., Taoyuan City, Taiwan (R.O.C.) TEL: +886-3-327-3456 FAX: +886-3-328-4978	
Test Site No.	**Sporton Site No.**	
	TH05-HY	CO05-HY

Note: The test site complies with ANSI C63.4 2014 requirement.

Test Site	SPORTON INTERNATIONAL INC.
Test Site Location	No.58, Aly. 75, Ln. 564, Wenhua 3rd, Rd., Guishan Dist., Taoyuan City, Taiwan (R.O.C.) TEL: +886-3-327-0868 FAX: +886-3-327-0855
Test Site No.	**Sporton Site No.**
	03CH13-HY

Note: The test site complies with ANSI C63.4 2014 requirement.

FCC Designation No. TW1190 and TW0007

1.5 Applicable Standards

According to the specifications of the manufacturer, the EUT must comply with the requirements of the following standards:

- NCC LP0002 (2018-01-10)
- FCC KDB 789033 D02 General UNII Test Procedures New Rules v02r01.
- FCC KDB 414788 D01 Radiated Test Site v01r01.
- FCC KDB 662911 D01 Multiple Transmitter Output v02r01.
- ANSI C63.10-2013

Remark: All test items were verified and recorded according to the standards and without any deviation during the test.

2 Test Configuration of Equipment Under Test

a. The EUT has been associated with peripherals and configuration operated in a manner tended to maximize its emission characteristics in a typical application. Frequency range investigated: conduction emission (150 kHz to 30 MHz), radiation emission (9 kHz to the 10th harmonic of the highest fundamental frequency or to 40 GHz, whichever is lower). For radiated measurement, pre-scanned in three orthogonal panels, X, Y, Z. The worst cases (Y plane for Ant. 1 and Ant. 1+2, X plane for Ant. 2) were recorded in this report.

b. AC power line Conducted Emission was tested under maximum output power.

2.1 Carrier Frequency and Channel

Frequency Band	Channel	Freq. (MHz)	Channel	Freq. (MHz)
5150-5250 MHz Band 1 (U-NII-1)	36	5180	44	5220
	38*	5190	46*	5230
	40	5200	48	5240
	42#	5210		

Frequency Band	Channel	Freq. (MHz)	Channel	Freq. (MHz)
5250-5350 MHz Band 2 (U-NII-2A)	52	5260	60	5300
	54*	5270	62*	5310
	56	5280	64	5320
	58#	5290		

Frequency Band	Channel	Freq. (MHz)	Channel	Freq. (MHz)
5470-5725 MHz Band 3 (U-NII-2C)	100	5500	112	5560
	102*	5510	116	5580
	104	5520	132	5660
	106#	5530	134*	5670
	108	5540	136	5680
	110*	5550	140	5700

Frequency Band	Channel	Freq. (MHz)	Channel	Freq. (MHz)
TDWR Channel	118*	5590	124	5620
	120	5600	126*	5630
	122#	5610	128	5640

Frequency Band	Channel	Freq. (MHz)	Channel	Freq. (MHz)
Straddle Channel	138#	5690	144	5720
	142*	5710		

Note:

1. The above Frequency and Channel in "*" were 802.11n HT40 and 802.11ac VHT40.
2. The above Frequency and Channel in "#" were 802.11ac VHT80.

2.2 Test Mode

Final test modes are considering the modulation and worse data rates as below table.

Single Mode

Modulation	Data Rate
802.11a	6 Mbps
802.11n HT20	MCS0
802.11n HT40	MCS0
802.11ac VHT20 (Covered by HT20)	MCS0
802.11ac VHT40 (Covered by HT40)	MCS0
802.11ac VHT80	MCS0

MIMO Mode

Modulation	Data Rate
802.11a	6 Mbps
802.11n HT20	MCS0
802.11n HT40	MCS0
802.11ac VHT20 (Covered by HT20)	MCS0
802.11ac VHT40 (Covered by HT40)	MCS0
802.11ac VHT80	MCS0

TXBF Mode

Modulation	Data Rate
802.11ac VHT20	MCS0
802.11ac VHT40	MCS0
802.11ac VHT80	MCS0

Test Cases	
AC Conducted Emission	Mode 1 : WLAN (5GHz) Link + Bluetooth Link + Scanner + USB (3.1/Type C) Data Link with Notebook (Notebook to eMMC) + USB (2.0/Type A) Dongle Load + USB (2.0/Type A) USB Flash Drive + POE + LAN Link with AP + Headset for Sample 1
Receiver Radiated Emission	Mode 1 : WLAN (5GHz) Idle + DC Cable + Adapter + AC Cable

Remark:

1. Data Linking with Notebook means data application transferred mode between EUT and Notebook.
2. For Radiated Test Cases, the tests were performed with Sample 1.

Ch. #		Band I：5150-5250 MHz	Band II：5250-5350 MHz	Band III：5470-5725MHz
		802.11a	802.11a	802.11a
L	Low	36	52	100
M	Middle	44	60	116
H	High	48	64	140
Straddle		-	-	144

Ch. #		Band I：5150-5250 MHz	Band II：5250-5350 MHz	Band III：5470-5725MHz
		802.11n HT20	802.11n HT20	802.11n HT20
L	Low	36	52	100
M	Middle	44	60	116
H	High	48	64	140
Straddle		-	-	144

Ch. #		Band I：5150-5250 MHz	Band II：5250-5350 MHz	Band III：5470-5725MHz
		802.11n HT40	802.11n HT40	802.11n HT40
L	Low	38	54	102
M	Middle	-	-	110
H	High	46	62	134
Straddle		-	-	142

Ch. #		Band I：5150-5250 MHz	Band II：5250-5350 MHz	Band III：5470-5725MHz
		802.11ac VHT80	802.11ac VHT80	802.11ac VHT80
L	Low	-	-	106
M	Middle	42	58	-
H	High	-	-	-
Straddle		-	-	138

<CDD Mode>

<Ant. 1>

802.11a RF Output Power (dBm)											
Power vs. Channel			Power vs Data Rate								
Channel	Frequency (MHz)	Data Rate (bps)	Channel	Data Rate (bps)							
		6M		9M	12M	18M	24M	36M	48M	54M	
CH 036	5180	18.80	CH 044	18.70	18.70	18.80	18.80	18.70	18.70	18.80	
CH 044	5220	**18.90**									
CH 048	5240	18.80									
CH 052	5260	18.70	CH 060	18.80	18.80	18.90	18.90	18.80	18.80	18.90	
CH 060	5300	**19.00**									
CH 064	5320	18.90									
CH 100	5500	19.70	CH 116	19.80	19.60	19.50	19.40	19.20	19.10	19.00	
CH 116	5580	**20.00**									
CH 140	5700	19.90									
CH 144	5720	19.90									

Note: The above Frequency and Channel in "*" were straddle Channel.

802.11n HT20 RF Output Power (dBm)											
Power vs. Channel			Power vs Data Rate								
Channel	Frequency (MHz)	MCS Index	Channel	MCS Index							
		MCS0		MCS1	MCS2	MCS3	MCS4	MCS5	MCS6	MCS7	
CH 036	5180	18.60	CH 048	18.70	18.80	18.80	18.80	18.80	18.80	18.80	
CH 044	5220	18.80									
CH 048	5240	**18.90**									
CH 052	5260	**18.80**	CH 052	18.60	18.70	18.70	18.70	18.70	18.70	18.70	
CH 060	5300	18.70									
CH 064	5320	18.70									
CH 100	5500	19.80	CH 116	19.80	19.90	19.90	19.90	19.90	19.80	19.90	
CH 116	5580	**20.00**									
CH 140	5700	19.90									
CH 144	5720	19.80									

Note: The above Frequency and Channel in "*" were straddle Channel.

802.11n HT40 RF Output Power (dBm)											
Power vs. Channel			Power vs Data Rate								
Channel	Frequency (MHz)	MCS Index	Channel	MCS Index							
		MCS0		MCS1	MCS2	MCS3	MCS4	MCS5	MCS6	MCS7
CH 038	5190	15.90	CH 046	18.90	18.80	18.70	18.30	17.90	17.50	17.10
CH 046	5230	**19.00**								
CH 054	5270	**18.90**	CH 054	18.80	18.70	18.60	18.20	17.80	17.40	17.00
CH 062	5310	16.00								
CH 102	5510	19.20	CH 110	20.4	20.3	20.1	19.7	19.3	19	18.6
CH 110	5550	**20.50**								
CH 134	5670	20.30								
CH 142	5710	20.10								

Note: The above Frequency and Channel in "*" were straddle Channel.

802.11ac VHT20 RF Output Power (dBm)											
Power vs. Channel			Power vs Data Rate								
Channel	Frequency (MHz)	MCS Index	Channel	MCS Index							
		MCS0		MCS1	MCS2	MCS3	MCS4	MCS5	MCS6	MCS7	MCS8
CH 036	5180	18.50	CH 048	18.60	18.70	18.70	18.70	18.70	18.70	18.70	18.70
CH 044	5220	18.70									
CH 048	5240	**18.80**									
CH 052	5260	**18.70**	CH 052	18.50	18.60	18.60	18.60	18.60	18.60	18.60	18.60
CH 060	5300	18.60									
CH 064	5320	18.50									
CH 100	5500	19.70	CH 116	19.70	19.80	19.80	19.80	19.80	19.70	19.80	19.80
CH 116	5580	**19.90**									
CH 140	5700	**19.90**									
CH 144	5720	19.70									

Note: The above Frequency and Channel in "*" were straddle Channel.

802.11ac VHT40 RF Output Power (dBm)													
Power vs. Channel			Power vs Data Rate										
Channel	Frequency (MHz)	MCS Index	Channel	MCS Index									
		MCS0		MCS1	MCS2	MCS3	MCS4	MCS5	MCS6	MCS7	MCS8	MCS9
CH 038	5190	15.80	CH 046	18.8	18.7	18.6	18.2	17.8	17.4	17	17	17
CH 046	5230	**18.90**										
CH 054	5270	**18.80**	CH 054	18.7	18.6	18.5	18.1	17.7	17.3	16.9	16.9	16.9
CH 062	5310	15.90										
CH 102	5510	19.10	CH 110	20.3	20.2	20	19.6	19.2	18.9	18.5	18.5	18.5
CH 110	5550	**20.40**										
CH 134	5670	20.20										
CH 142	5710	20.00										

Note: The above Frequency and Channel in "*" were straddle Channel.

802.11ac VHT80 RF Output Power (dBm)													
Power vs. Channel			Power vs Data Rate										
Channel	Frequency (MHz)	MCS Index	Channel	MCS Index									
		MCS0		MCS1	MCS2	MCS3	MCS4	MCS5	MCS6	MCS7	MCS8	MCS9
CH 042	5210	**15.60**	CH 042	**15.50**	**15.50**	**15.50**	**15.50**	15.20	15.20	15.20	15.30	15.20
CH 058	5290	**14.60**	CH 058	14.50	14.50	14.50	14.50	14.20	14.20	14.20	14.30	14.20
CH 106	5530	17.80	CH 122	19.60	19.60	19.60	19.30	19.30	19.40	19.30	19.30	19.30
CH 122	5610	**19.70**										
CH 138	5690	19.40										

Note: The above Frequency and Channel in "*" were straddle Channel.

<Ant. 2>

802.11a RF Output Power (dBm)											
Power vs. Channel			Power vs Data Rate								
Channel	Frequency (MHz)	Data Rate (bps)	Channel	Data Rate (bps)							
		6M		9M	12M	18M	24M	36M	48M	54M	
CH 036	5180	18.50	CH 044	18.40	18.40	18.50	18.50	18.40	18.50	18.50	
CH 044	5220	**18.60**									
CH 048	5240	**18.50**									
CH 052	5260	18.60	CH 064	18.50	18.50	18.60	18.60	18.50	18.60	18.60	
CH 060	5300	18.50									
CH 064	5320	**18.70**									
CH 100	5500	**20.00**	CH 100	19.90	19.90	19.90	19.90	19.90	19.90	19.90	
CH 116	5580	19.90									
CH 140	5700	19.90									
CH 144	5720	19.80									

Note: The above Frequency and Channel in "*" were straddle Channel.

802.11n HT20 RF Output Power (dBm)											
Power vs. Channel			Power vs Data Rate								
Channel	Frequency (MHz)	MCS Index	Channel	MCS Index							
		MCS0		MCS1	MCS2	MCS3	MCS4	MCS5	MCS6	MCS7	
CH 036	5180	**18.30**	CH 036	18.10	18.20	18.20	18.20	18.10	18.20	18.10	
CH 044	5220	18.10									
CH 048	5240	18.20									
CH 052	5260	**18.20**	CH 052	18.00	18.10	18.10	18.10	18.00	18.10	18.00	
CH 060	5300	18.10									
CH 064	5320	18.00									
CH 100	5500	19.30	CH 140	19.30	19.40	19.40	19.30	19.30	19.40	19.30	
CH 116	5580	19.40									
CH 140	5700	**19.50**									
CH 144	5720	19.40									

Note: The above Frequency and Channel in "*" were straddle Channel.

802.11n HT40 RF Output Power (dBm)											
Power vs. Channel			Power vs Data Rate								
Channel	Frequency (MHz)	MCS Index	Channel	MCS Index							
		MCS0		MCS1	MCS2	MCS3	MCS4	MCS5	MCS6	MCS7
CH 038	5190	**18.30**	CH 038	18.10	17.90	17.70	17.30	17.00	16.70	16.50
CH 046	5230	18.10								
CH 054	5270	**18.30**	CH 054	18.10	17.90	17.70	17.30	17.00	16.70	16.50
CH 062	5310	18.20								
CH 102	5510	19.20	CH 110	19.7	19.6	19.5	19.2	18.8	18.6	18.2
CH 110	5550	**20.10**								
CH 134	5670	19.90								
CH 142	5710	19.50								

Note: The above Frequency and Channel in "*" were straddle Channel.

802.11ac VHT20 RF Output Power (dBm)												
Power vs. Channel			Power vs Data Rate									
Channel	Frequency (MHz)	MCS Index	Channel	MCS Index								
		MCS0		MCS1	MCS2	MCS3	MCS4	MCS5	MCS6	MCS7	MCS8
CH 036	5180	**18.20**	CH 036	18.00	18.10	18.10	18.10	18.00	18.10	18.00	18.00
CH 044	5220	17.90									
CH 048	5240	18.10									
CH 052	5260	**18.10**	CH 052	17.90	18.00	18.00	18.00	17.90	18.00	17.90	17.90
CH 060	5300	17.90									
CH 064	5320	17.80									
CH 100	5500	19.20	CH 140	19.20	19.20	19.20	19.20	19.20	19.20	19.20	19.20
CH 116	5580	19.20									
CH 140	5700	**19.30**									
CH 144	5720	19.20									

Note: The above Frequency and Channel in "*" were straddle Channel.

802.11ac VHT40 RF Output Power (dBm)													
Power vs. Channel			Power vs Data Rate										
Channel	Frequency (MHz)	MCS Index	Channel	MCS Index									
		MCS0		MCS1	MCS2	MCS3	MCS4	MCS5	MCS6	MCS7	MCS8	MCS9
CH 038	5190	**18.20**	CH 038	18	17.8	17.6	17.2	16.9	16.6	16.4	16.4	16.4
CH 046	5230	17.90										
CH 054	5270	**18.20**	CH 054	18	17.8	17.6	17.2	16.9	16.6	16.4	16.4	16.4
CH 062	5310	18.10										
CH 102	5510	19.10	CH 110	19.8	19.7	19.6	19.3	18.9	18.7	18.3	18.3	18.3
CH 110	5550	**20.00**										
CH 134	5670	19.80										
CH 142	5710	19.40										

Note: The above Frequency and Channel in "*" were straddle Channel.

802.11ac VHT80 RF Output Power (dBm)													
Power vs. Channel			Power vs Data Rate										
Channel	Frequency (MHz)	MCS Index	Channel	MCS Index									
		MCS0		MCS1	MCS2	MCS3	MCS4	MCS5	MCS6	MCS7	MCS8	MCS9
CH 042	5210	**17.60**	CH 042	**17.50**	**17.50**	**17.50**	17.30	17.20	17.30	17.20	17.20	17.20
CH 058	5290	**17.50**	CH 058	17.40	17.40	17.40	17.20	17.10	17.20	17.10	17.10	17.10
CH 106	5530	18.00	CH 122	19.60	19.60	19.60	19.30	19.30	19.30	19.40	19.30	19.30
CH 122	5610	**19.70**										
CH 138	5690	18.80										

Note: The above Frequency and Channel in "*" were straddle Channel.

<Ant. 1+2>

802.11a RF Output Power (dBm)											
Power vs. Channel			Power vs Data Rate								
Channel	Frequency (MHz)	Data Rate (bps)	Channel	Data Rate (bps)							
		6M		9M	12M	18M	24M	36M	48M	54M	
CH 036	5180	**21.71**	CH 036	21.46	21.46	21.61	21.56	21.61	21.61	21.61	
CH 044	5220	21.31									
CH 048	5240	21.31									
CH 052	5260	20.71	CH 064	20.61	20.61	20.76	20.71	20.76	20.76	20.76	
CH 060	5300	20.76									
CH 064	5320	**20.86**									
CH 100	5500	19.66	CH 140	19.76	19.76	19.76	19.76	19.76	19.76	19.76	
CH 116	5580	19.56									
CH 140	5700	**19.86**									
CH 144	5720	19.76									

Note: The above Frequency and Channel in "*" were straddle Channel.

802.11n HT20 RF Output Power (dBm)											
Power vs. Channel			Power vs Data Rate								
Channel	Frequency (MHz)	MCS Index	Channel	MCS Index							
		MCS0		MCS1	MCS2	MCS3	MCS4	MCS5	MCS6	MCS7	
CH 036	5180	**21.61**	CH 036	21.41	21.51	21.41	21.41	21.41	21.41	21.41	
CH 044	5220	21.11									
CH 048	5240	21.57									
CH 052	5260	**20.97**	CH 052	20.77	20.87	20.76	20.77	20.77	20.77	20.77	
CH 060	5300	20.87									
CH 064	5320	20.93									
CH 100	5500	**19.67**	CH 100	19.42	19.41	19.57	19.57	19.57	19.57	19.57	
CH 116	5580	19.43									
CH 140	5700	19.22									
CH 144	5720	19.52									

Note: The above Frequency and Channel in "*" were straddle Channel.

802.11n HT40 RF Output Power (dBm)											
Power vs. Channel			Power vs Data Rate								
Channel	Frequency (MHz)	MCS Index	Channel	MCS Index							
		MCS0		MCS1	MCS2	MCS3	MCS4	MCS5	MCS6	MCS7
CH 038	5190	18.86	CH 046	21.52	21.52	21.52	21.32	21.32	21.27	21.27
CH 046	5230	**21.62**								
CH 054	5270	**21.72**	CH 054	21.62	21.62	21.62	21.42	21.42	21.37	21.37
CH 062	5310	17.97								
CH 102	5510	19.42	CH 142	22.81	22.87	22.77	22.67	22.67	22.56	22.51
CH 110	5550	21.21								
CH 134	5670	22.11								
CH 142	5710	**22.91**								

Note: The above Frequency and Channel in "*" were straddle Channel.

802.11ac VHT20 RF Output Power (dBm)											
Power vs. Channel			Power vs Data Rate								
Channel	Frequency (MHz)	MCS Index	Channel	MCS Index							
		MCS0		MCS1	MCS2	MCS3	MCS4	MCS5	MCS6	MCS7	MCS8
CH 036	5180	**21.51**	CH 036	21.31	21.41	21.31	21.31	21.31	21.31	21.31	21.31
CH 044	5220	21.01									
CH 048	5240	21.47									
CH 052	5260	**20.82**	CH 052	20.67	20.77	20.66	20.67	20.67	20.67	20.67	20.67
CH 060	5300	20.77									
CH 064	5320	20.78									
CH 100	5500	**19.67**	CH 100	19.41	19.41	19.57	19.57	19.57	19.57	19.57	19.57
CH 116	5580	19.42									
CH 140	5700	19.16									
CH 144	5720	19.51									

Note: The above Frequency and Channel in "*" were straddle Channel.

802.11ac VHT40 RF Output Power (dBm)													
Power vs. Channel			Power vs Data Rate										
Channel	Frequency (MHz)	MCS Index	Channel	MCS Index									
		MCS0		MCS1	MCS2	MCS3	MCS4	MCS5	MCS6	MCS7	MCS8	MCS9
CH 038	5190	18.76	CH 046	21.42	21.42	21.42	21.33	21.33	21.28	21.28	21.28	21.28
CH 046	5230	**21.61**										
CH 054	5270	**21.67**	CH 054	21.52	21.52	21.52	21.32	21.32	21.27	21.27	21.27	21.27
CH 062	5310	17.91										
CH 102	5510	19.37	CH 142	22.71	22.77	22.67	22.57	22.57	22.46	22.41	22.41	22.41
CH 110	5550	21.06										
CH 134	5670	22.01										
CH 142	5710	**22.81**										

Note: The above Frequency and Channel in "*" were straddle Channel.

802.11ac VHT80 RF Output Power (dBm)													
Power vs. Channel			Power vs Data Rate										
Channel	Frequency (MHz)	MCS Index	Channel	MCS Index									
		MCS0		MCS1	MCS2	MCS3	MCS4	MCS5	MCS6	MCS7	MCS8	MCS9
CH 042	5210	**15.51**	CH 042	**15.41**	**15.41**	**15.41**	15.11	15.11	15.21	15.11	15.16	15.11
CH 058	5290	**13.41**	CH 058	13.31	13.31	13.31	13.01	13.01	13.11	13.01	13.01	13.01
CH 106	5530	17.37	CH 122	22.41	22.41	22.41	22.17	22.11	22.16	22.16	22.21	22.16
CH 122	5610	**22.51**										
CH 138	5690	22.36										

Note: The above Frequency and Channel in "*" were straddle Channel.

<TXBF Mode>

<Ant. 1+2>

802.11ac VHT20 RF Output Power (dBm)												
Power vs. Channel			Power vs Data Rate									
Channel	Frequency (MHz)	MCS Index	Channel	MCS Index								
		MCS0		MCS1	MCS2	MCS3	MCS4	MCS5	MCS6	MCS7	MCS8
CH 036	5180	18.31	CH 044	18.26	18.36	18.26	18.26	18.26	18.26	18.26	18.26
CH 044	5220	**18.46**									
CH 048	5240	15.26									
CH 052	5260	17.81	CH 060	17.76	17.86	17.76	17.76	17.76	17.76	17.76	17.76
CH 060	5300	**17.91**									
CH 064	5320	17.86									
CH 100	5500	17.11	CH 140	17.56	17.56	17.71	17.71	17.71	17.71	17.71	17.71
CH 116	5580	17.06									
CH 140	5700	**17.81**									
CH 144	5720	17.71									

Note: The above Frequency and Channel in "*" were straddle Channel.

802.11ac VHT40 RF Output Power (dBm)												
Power vs. Channel			Power vs Data Rate									
Channel	Frequency (MHz)	MCS Index	Channel	MCS Index								
		MCS0		MCS1	MCS2	MCS3	MCS4	MCS5	MCS6	MCS7	MCS8	MCS9
CH 038	5190	20.01	CH 046	20.87	20.87	20.87	20.77	20.77	20.73	20.73	20.73	20.73
CH 046	5230	**21.06**										
CH 054	5270	19.96	CH 062	19.92	19.92	19.92	19.72	19.72	19.67	19.67	19.67	19.67
CH 062	5310	**20.07**										
CH 102	5510	19.47	CH 142	20.36	20.41	20.31	20.21	20.21	20.11	20.06	20.06	20.06
CH 110	5550	19.52										
CH 134	5670	19.51										
CH 142	5710	**20.46**										

Note: The above Frequency and Channel in "*" were straddle Channel.

802.11ac VHT80 RF Output Power (dBm)													
Power vs. Channel			Power vs Data Rate										
Channel	Frequency (MHz)	MCS Index	Channel	MCS Index									
		MCS0		MCS1	MCS2	MCS3	MCS4	MCS5	MCS6	MCS7	MCS8	MCS9
CH 042	5210	**20.56**	CH 042	**20.46**	**20.46**	**20.46**	20.16	20.16	20.26	20.16	20.21	20.16
CH 058	5290	**18.26**	CH 058	18.16	18.16	18.16	17.86	17.86	17.96	17.86	17.86	17.86
CH 106	5530	20.11	CH 122	21.61	21.61	21.61	21.36	21.31	21.36	21.36	21.41	21.36
CH 122	5610	**21.71**										
CH 138	5690	21.61										

Note: The above Frequency and Channel in "*" were straddle Channel.

2.3 Connection Diagram of Test System

<Radiated Emission Mode>

<CDD Mode>

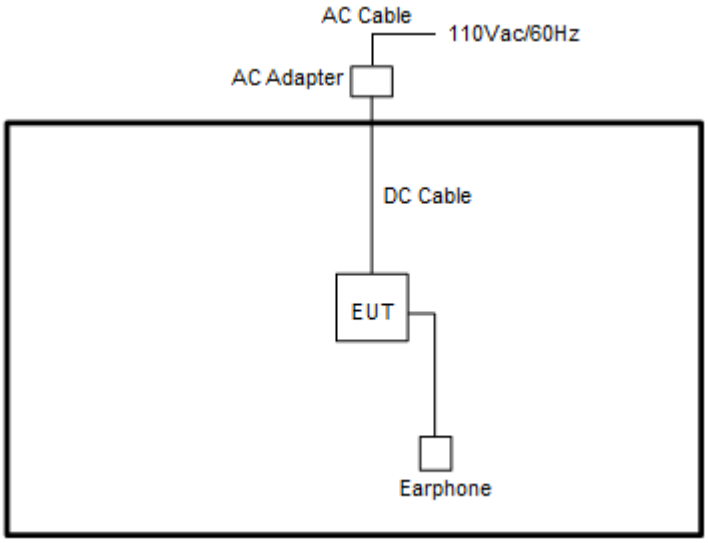

<TXBF Mode>

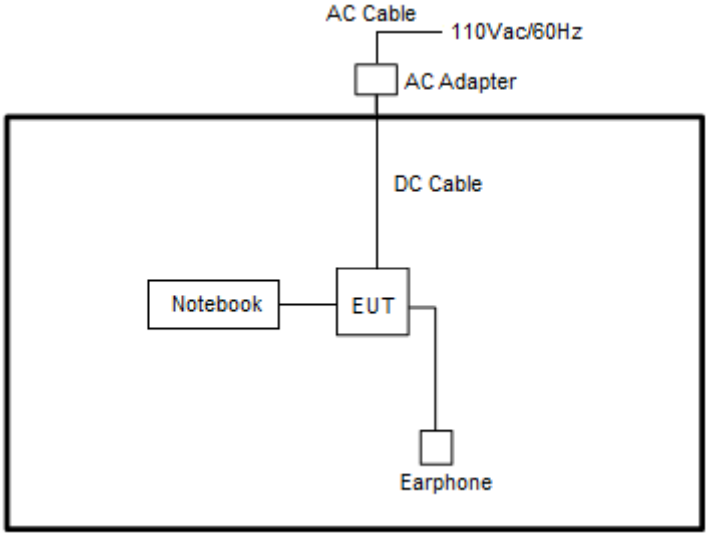

<Receiver Radiated Emission Mode>

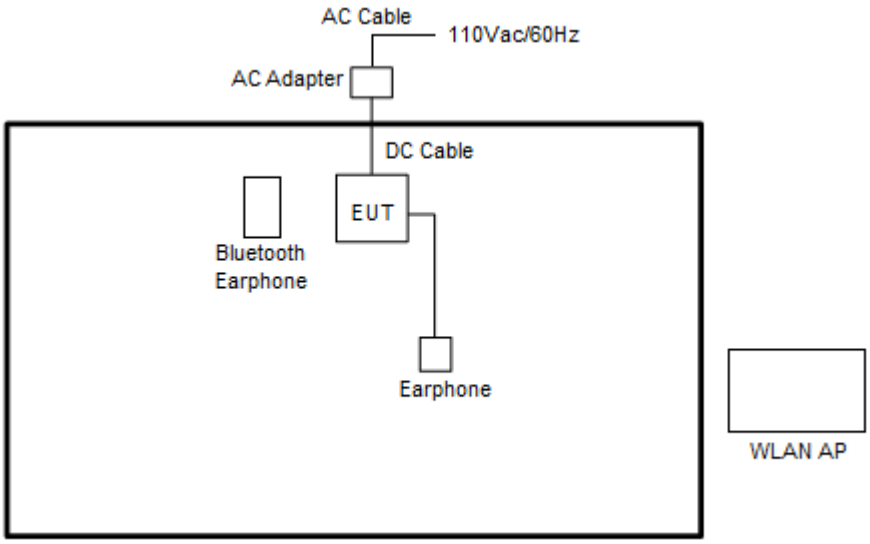

<AC Conducted Emission>

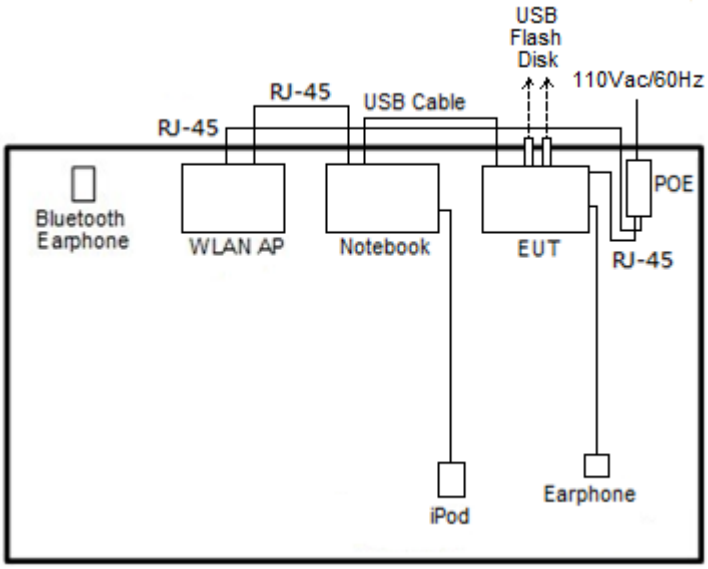

2.4 Support Unit used in test configuration and system

Item	Equipment	Trade Name	Model Name	FCC ID	Data Cable	Power Cord
1.	WLAN AP	TP-Link	ArcherC7	N/A	N/A	Unshielded, 1.8 m
2.	WLAN AP	ASUS	RT-AC66U	MSQ-RTAC66U	N/A	Unshielded, 1.8 m
3.	Notebook	ASUS	P2430U	FCC DoC	N/A	AC I/P: Unshielded, 1.2 m DC O/P: Shielded, 1.8 m
4.	Notebook	DELL	Latitude E6320	FCC DoC/ Contains FCC ID: QDS-BRCM1054	N/A	AC I/P: Unshielded, 1.2 m DC O/P: Shielded, 1.8 m
5.	USB Flash Disk	TOSHIBA	TOSHIBA 32G	FCC DoC	N/A	N/A
6.	USB Flash Disk	SanDisk	Cruzer Glide 3.0 16G	FCC DoC	NA	N/A
7.	Bluetooth Earphone	Sony Ericsson	MW600	PY7DDA-2029	N/A	N/A
8.	Bluetooth Earphone	Sony Ericsson	SBH20	PY7-RD0010	N/A	N/A
9.	iPod	Apple	A1285	FCC DoC	Shielded, 1.0 m	N/A
10.	iPod Earphone	Apple	N/A	Verification	Unshielded, 1.0 m	N/A
11.	Earphone	zyia	N/A	N/A	N/A	N/A
12.	SD Card	SanDisk	MicroSD HC	FCC DoC	N/A	N/A

2.5 EUT Operation Test Setup

The RF test items, utility “QRCT” was installed in Notebook which was programmed in order to make the EUT get into the engineering modes to provide channel selection, power level, data rate and the application type and for continuous transmitting signals.

For TXBF mode, the modulation modes and data rates manipulated by the command lines in the engineering program made the EUT link to another EUT by power under the normal operation. The “ADB” software tool was used to enable the EUT to transmit signals continuously.

2.6 Measurement Results Explanation Example

For all conducted test items:

The offset level is set in the spectrum analyzer to compensate the RF cable loss and attenuator factor between EUT conducted output port and spectrum analyzer. With the offset compensation, the spectrum analyzer reading level is exactly the EUT RF output level.

Example :

The spectrum analyzer offset is derived from RF cable loss and attenuator factor.

Offset = RF cable loss + attenuator factor.

Following shows an offset computation example with cable loss 4.2 dB and 10dB attenuator.

Offset(dB) = RF cable loss(dB) + attenuator factor(dB).

= 4.2 + 10 = 14.2 (dB)

3 Test Result

3.1 26dB & 99% Occupied Bandwidth Measurement

3.1.1 Description of 26dB & 99% Occupied Bandwidth

This section is for reporting purpose only.

There is no restriction limits for bandwidth.

For Straddle Channel, According to KDB 789033 D02 General UNII Test Procedures New Rules v02r01, If the power and PSD of the devices are uniform and comply with the lower limits specified for the U-NII-2 bands, a single measurement over the entire emission bandwidth can be performed to show compliance.

3.1.2 Measuring Instruments

The measuring equipment is listed in the section 4 of this test report.

3.1.3 Test Procedures

1. The testing follows FCC KDB 789033 D02 General UNII Test Procedures New Rules v02r01. Section C) Emission bandwidth
2. Set RBW = approximately 1% of the emission bandwidth.
3. Set the VBW > RBW.
4. Detector = Peak.
5. Trace mode = max hold
6. Measure the maximum width of the emission that is 26 dB down from the peak of the emission. Compare this with the RBW setting of the analyzer. Readjust RBW and repeat measurement as needed until the RBW/EBW ratio is approximately 1%.
7. For 99% Bandwidth Measurement, the spectrum analyzer's resolution bandwidth (RBW) is set 1-5% of the emission bandwidth and set the Video bandwidth (VBW) ≥ 3 * RBW.
8. Measure and record the results in the test report.

3.1.4 Test Setup

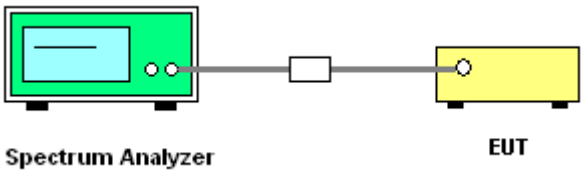

3.1.5 Test Result of 26dB & 99% Occupied Bandwidth

Test Engineer :	Kai Liao, Tommy Lee, Luffy Lin, and AnAn Wu	Temperature :	21~25°C
		Relative Humidity :	51~54%

<CDD Mode>

Band I													
Mod.	Data Rate	NTX	CH.	Freq. (MHz)	99% Bandwidth (MHz)		26 dB Bandwidth (MHz)		IC 99% Bandwidth Power Limit (dBm)		IC 99% Bandwidth EIRP Limit (dBm)		Note
					Ant 1	Ant 2	Ant 1	Ant 2	Ant 1	Ant 2	Ant 1	Ant 2	
11a	6Mbps	1	36	5180	16.80	16.75	26.30	25.00	-		22.25	22.24	-
11a	6Mbps	1	44	5220	16.85	16.75	25.05	25.00	-		22.27	22.24	
11a	6Mbps	1	48	5240	16.85	16.80	25.40	25.15	-		22.27	22.25	
HT20	MCS0	1	36	5180	18.00	17.95	26.10	25.90	-		22.55	22.54	
HT20	MCS0	1	44	5220	17.95	18.00	27.35	26.60	-		22.54	22.55	
HT20	MCS0	1	48	5240	17.95	17.95	27.70	26.45	-		22.54	22.54	
HT40	MCS0	1	38	5190	36.60	36.50	42.00	41.94	-		23.01	23.01	
HT40	MCS0	1	46	5230	36.60	36.70	41.86	41.95	-		23.01	23.01	
VHT80	MCS0	1	42	5210	76.68	76.68	83.68	84.02	-		23.01	23.01	
11a	6Mbps	2	36	5180	16.80	16.65	25.75	25.30	-		22.21		
11a	6Mbps	2	44	5220	16.90	16.80	25.35	25.40	-		22.25		
11a	6Mbps	2	48	5240	16.85	16.75	25.20	24.75	-		22.24		
HT20	MCS0	2	36	5180	18.00	17.90	26.00	25.70	-		22.53		
HT20	MCS0	2	44	5220	17.95	17.90	28.20	26.15	-		22.53		
HT20	MCS0	2	48	5240	18.05	17.90	28.00	26.65	-		22.53		
HT40	MCS0	2	38	5190	36.60	36.50	41.74	42.00	-		23.01		
HT40	MCS0	2	46	5230	36.70	36.70	41.92	42.25	-		23.01		
VHT80	MCS0	2	42	5210	76.68	76.68	83.20	83.73	-		23.01		

Band II															
Mod.	Data Rate	NTX	CH.	Freq. (MHz)	99% Bandwidth (MHz)		26 dB Bandwidth (MHz)		IC 99% Bandwidth Power Limit (dBm)		IC 99% Bandwidth EIRP Limit (dBm)		FCC 26dB Bandwidth Power Limit (dBm)		Note
					Ant 1	Ant 2	Ant 1	Ant 2	Ant 1	Ant 2	Ant 1	Ant 2	Ant 1	Ant 2	
11a	6Mbps	1	52	5260	16.80	16.75	25.30	25.05	23.25	23.24	29.25	29.24	23.98	23.98	-
11a	6Mbps	1	60	5300	16.85	16.80	25.85	25.15	23.27	23.25	29.27	29.25	23.98	23.98	
11a	6Mbps	1	64	5320	16.85	16.80	25.35	24.95	23.27	23.25	29.27	29.25	23.98	23.98	
HT20	MCS0	1	52	5260	17.90	17.90	26.30	26.10	23.53	23.53	29.53	29.53	23.98	23.98	
HT20	MCS0	1	60	5300	18.00	18.00	26.90	26.80	23.55	23.55	29.55	29.55	23.98	23.98	
HT20	MCS0	1	64	5320	18.00	17.95	26.75	26.35	23.55	23.54	29.55	29.54	23.98	23.98	
HT40	MCS0	1	54	5270	36.70	36.60	41.82	41.86	23.98	23.98	30.00	30.00	23.98	23.98	
HT40	MCS0	1	62	5310	36.60	36.60	41.64	41.68	23.98	23.98	30.00	30.00	23.98	23.98	
VHT80	MCS0	1	58	5290	76.68	76.80	83.84	83.68	23.98	23.98	30.00	30.00	23.98	23.98	
11a	6Mbps	2	52	5260	16.80	16.65	24.80	24.55	23.21		29.21		23.98		
11a	6Mbps	2	60	5300	16.70	16.70	25.00	24.65	23.23		29.23		23.98		
11a	6Mbps	2	64	5320	16.70	16.75	24.75	24.60	23.23		29.23		23.98		
HT20	MCS0	2	52	5260	18.00	17.90	26.80	25.40	23.53		29.53		23.98		
HT20	MCS0	2	60	5300	17.90	17.90	27.05	25.60	23.53		29.53		23.98		
HT20	MCS0	2	64	5320	17.95	17.90	26.35	25.95	23.53		29.53		23.98		
HT40	MCS0	2	54	5270	36.60	36.60	41.70	42.04	23.98		30.00		23.98		
HT40	MCS0	2	62	5310	36.60	36.60	41.94	41.88	23.98		30.00		23.98		
VHT80	MCS0	2	58	5290	76.56	76.44	83.32	82.42	23.98		30.00		23.98		

Band III																
Mod.	Data Rate	NTX	CH.	Freq. (MHz)	99% Bandwidth In U-NII 2C (MHz)		26 dB Bandwidth In U-NII 2C (MHz)		IC 99% Bandwidth Power Limit (dBm)		IC 99% Bandwidth EIRP Limit (dBm)		FCC 26dB Bandwidth Power Limit (dBm)		6 dB Bandwidth for Straddle Channel (MHz)	
					Ant 1	Ant 2	Ant 1	Ant 2	Ant 1	Ant 2	Ant 1	Ant 2	Ant 1	Ant 2	Ant 1	Ant 2
11a	6Mbps	1	100	5500	16.85	16.75	26.05	25.20	23.27	23.24	29.27	29.24	23.98	23.98	----	----
11a	6Mbps	1	116	5580	16.90	16.85	26.45	25.25	23.28	23.27	29.28	29.27	23.98	23.98	----	----
11a	6Mbps	1	140	5700	16.80	16.70	25.55	25.00	23.25	23.23	29.25	29.23	23.98	23.98	----	----
11a	6Mbps	1	144	5720	13.35	13.35	17.45	17.20	22.25	22.25	28.25	28.25	23.42	23.36	2.55	2.75
HT20	MCS0	1	100	5500	18.15	18.00	29.15	26.65	23.59	23.55	29.59	29.55	23.98	23.98	----	----
HT20	MCS0	1	116	5580	18.10	17.90	27.20	26.45	23.58	23.53	29.58	29.53	23.98	23.98	----	----
HT20	MCS0	1	140	5700	18.00	17.95	27.20	26.60	23.55	23.54	29.55	29.54	23.98	23.98	----	----
HT20	MCS0	1	144	5720	14.00	13.95	18.15	18.15	22.46	22.45	28.46	28.45	23.59	23.59	3.15	3.4
HT40	MCS0	1	102	5510	36.60	36.60	41.86	41.82	23.98	23.98	30.00	30.00	23.98	23.98	----	----
HT40	MCS0	1	110	5550	36.80	36.70	42.39	42.06	23.98	23.98	30.00	30.00	23.98	23.98	----	----
HT40	MCS0	1	134	5670	36.60	36.70	41.82	41.68	23.98	23.98	30.00	30.00	23.98	23.98	----	----
HT40	MCS0	1	142	5710	33.30	33.30	35.80	35.80	23.98	23.98	30.00	30.00	23.98	23.98	2.5	3.1
VHT80	MCS0	1	106	5530	76.80	76.68	84.16	83.62	23.98	23.98	30.00	30.00	23.98	23.98	----	----
VHT80	MCS0	1	122	5610	76.80	76.68	85.66	86.08	23.98	23.98	30.00	30.00	23.98	23.98	----	----
VHT80	MCS0	1	138	5690	73.40	73.40	76.60	77.88	23.98	23.98	30.00	30.00	23.98	23.98	2.56	2.56
11a	6Mbps	2	100	5500	16.65	16.65	24.65	24.10	23.21		29.21		23.98		----	----
11a	6Mbps	2	116	5580	16.65	16.65	24.55	24.00	23.21		29.21		23.98		----	----
11a	6Mbps	2	140	5700	16.70	16.65	24.25	24.65	23.21		29.21		23.98		----	----
11a	6Mbps	2	144	5720	13.35	13.30	16.80	17.10	22.24		28.24		23.25		2.55	2.85
HT20	MCS0	2	100	5500	17.90	17.85	25.55	25.10	23.52		29.52		23.98		----	----
HT20	MCS0	2	116	5580	17.85	17.80	25.45	24.70	23.50		29.50		23.98		----	----
HT20	MCS0	2	140	5700	17.90	17.85	25.50	24.95	23.52		29.52		23.98		----	----
HT20	MCS0	2	144	5720	13.90	13.90	17.30	17.95	22.43		28.43		23.38		3.15	3.1
HT40	MCS0	2	102	5510	36.50	36.60	42.12	41.76	23.98		30.00		23.98		----	----
HT40	MCS0	2	110	5550	36.50	36.60	41.58	41.82	23.98		30.00		23.98		----	----
HT40	MCS0	2	134	5670	36.60	36.60	41.76	41.76	23.98		30.00		23.98		----	----
HT40	MCS0	2	142	5710	33.30	33.30	35.89	35.88	23.98		30.00		23.98		2.5	2.5
VHT80	MCS0	2	106	5530	76.68	76.80	83.52	83.52	23.98		30.00		23.98		----	----
VHT80	MCS0	2	122	5610	76.92	76.80	83.52	83.20	23.98		30.00		23.98		----	----
VHT80	MCS0	2	138	5690	73.40	73.40	76.76	76.42	23.98		30.00		23.98		2.56	2.56

<CDD Mode>

Maximum 26dB Bandwidth

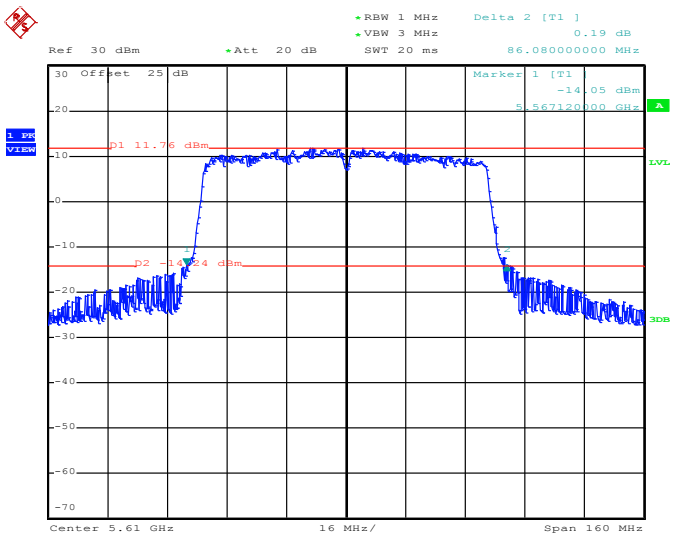

Date: 12.FEB.2019 11:31:05

Maximum 99% Occupied Bandwidth

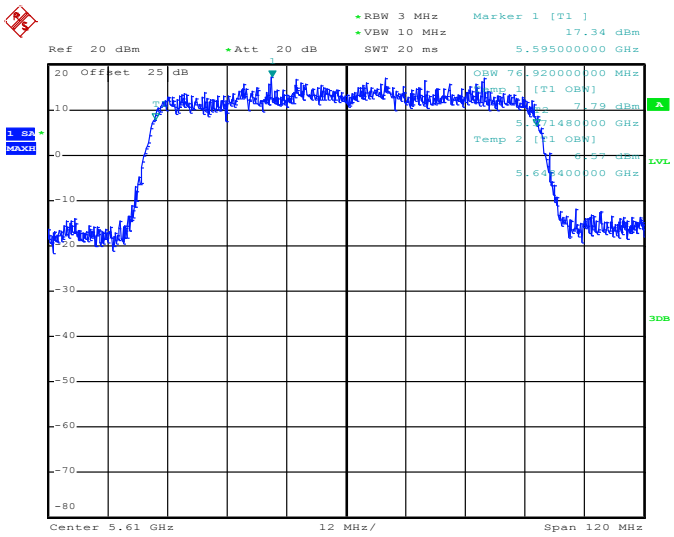

Date: 12.FEB.2019 11:58:04

Note: The occupied channel bandwidth is maintained within the band of operation for all of the modulations.

Test Engineer :	Allen Lin and AnAn Wu	Temperature :	21~25°C
		Relative Humidity :	51~54%

<TXBF Mode>

Band I														
Mod.	Data Rate	NTX	CH.	Freq. (MHz)	99% Bandwidth (MHz)		26 dB Bandwidth (MHz)		IC 99% Bandwidth Power Limit (dBm)		IC 99% Bandwidth EIRP Limit (dBm)		Note
					Ant 1	Ant 2	Ant 1	Ant 2	Ant 1	Ant 2	Ant 1	Ant 2	
VHT20	MCS0	2	36	5180	17.80	17.80	24.65	24.30	-		22.50		-
VHT20	MCS0	2	44	5220	17.80	17.80	25.50	24.85	-		22.50		
VHT20	MCS0	2	48	5240	17.80	17.75	24.90	25.55	-		22.49		
VHT40	MCS0	2	38	5190	36.60	36.60	41.58	41.58	-		23.01		
VHT40	MCS0	2	46	5230	36.60	36.60	42.05	41.80	-		23.01		
VHT80	MCS0	2	42	5210	77.04	77.16	83.12	83.96	-		23.01		

Band II															
Mod.	Data Rate	NTX	CH.	Freq. (MHz)	99% Bandwidth (MHz)		26 dB Bandwidth (MHz)		IC 99% Bandwidth Power Limit (dBm)		IC 99% Bandwidth EIRP Limit (dBm)		FCC 26dB Bandwidth Power Limit (dBm)		Note
					Ant 1	Ant 2	Ant 1	Ant 2	Ant 1	Ant 2	Ant 1	Ant 2	Ant 1	Ant 2	
VHT20	MCS0	2	52	5260	17.85	17.80	24.60	23.80	23.50		29.50		23.98		-
VHT20	MCS0	2	60	5300	17.80	17.75	25.15	23.95	23.49		29.49		23.98		
VHT20	MCS0	2	64	5320	17.80	17.85	24.95	24.35	23.50		29.50		23.98		
VHT40	MCS0	2	54	5270	36.60	36.50	42.30	41.76	23.98		30.00		23.98		
VHT40	MCS0	2	62	5310	36.60	36.50	42.17	41.58	23.98		30.00		23.98		
VHT80	MCS0	2	58	5290	76.92	77.04	83.68	83.52	23.98		30.00		23.98		

Band III																
Mod.	Data Rate	NTX	CH.	Freq. (MHz)	99% Bandwidth In U-NII 2C (MHz)		26 dB Bandwidth In U-NII 2C (MHz)		IC 99% Bandwidth Power Limit (dBm)		IC 99% Bandwidth EIRP Limit (dBm)		FCC 26dB Bandwidth Power Limit (dBm)		6 dB Bandwidth for Straddle Channel (MHz)	
					Ant 1	Ant 2	Ant 1	Ant 2	Ant 1	Ant 2	Ant 1	Ant 2	Ant 1	Ant 2	Ant 1	Ant 2
VHT20	MCS0	2	100	5500	17.75	17.75	24.05	24.10	23.49		29.49		23.98		----	----
VHT20	MCS0	2	116	5580	17.75	17.75	24.85	23.60	23.49		29.49		23.98		----	----
VHT20	MCS0	2	140	5700	17.75	17.75	24.85	24.25	23.49		29.49		23.98		----	----
VHT20	MCS0	2	144	5720	13.95	13.90	16.85	17.10	22.43		28.43		23.27		2.55	3.15
VHT40	MCS0	2	102	5510	36.70	36.60	41.81	41.88	23.98		30.00		23.98		----	----
VHT40	MCS0	2	110	5550	36.50	36.50	41.82	42.17	23.98		30.00		23.98		----	----
VHT40	MCS0	2	134	5670	36.60	36.60	41.94	41.85	23.98		30.00		23.98		----	----
VHT40	MCS0	2	142	5710	33.30	33.30	36.00	35.79	23.98		30.00		23.98		3.18	3.2
VHT80	MCS0	2	106	5530	76.80	76.92	84.16	83.20	23.98		30.00		23.98		----	----
VHT80	MCS0	2	122	5610	76.92	76.92	83.38	84.48	23.98		30.00		23.98		----	----
VHT80	MCS0	2	138	5690	73.40	73.40	75.96	76.50	23.98		30.00		23.98		3.08	3.24

<TXBF Mode>

Maximum 26dB Bandwidth

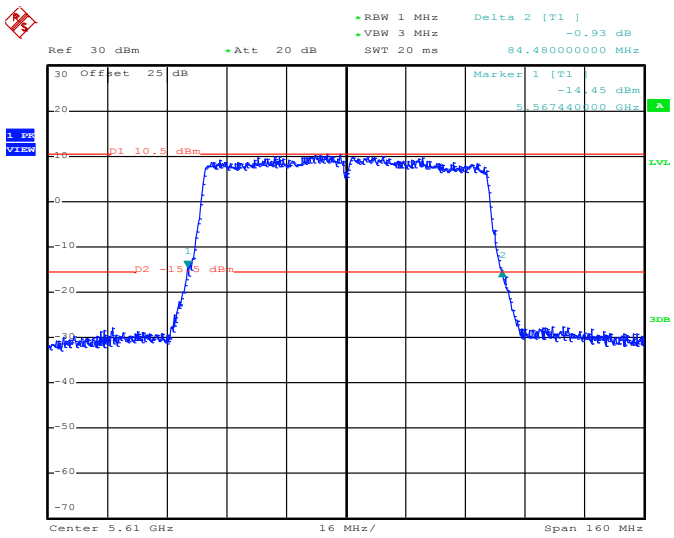

Date: 15.FEB.2019 00:15:28

Maximum 99% Occupied Bandwidth

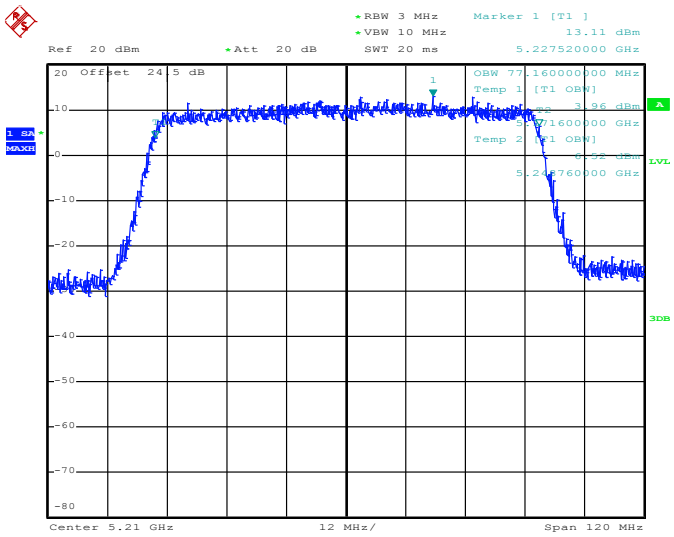

Date: 14.FEB.2019 23:48:35

Note: The occupied channel bandwidth is maintained within the band of operation for all of the modulations.

3.2 Maximum Conducted Output Power Measurement

3.2.1 Limit of Maximum Conducted Output Power

For mobile and portable client devices in the 5.15–5.25 GHz band, the maximum conducted output power over the frequency band of operation shall not exceed 250 mW.

For the 5.25–5.725 GHz bands, the maximum conducted output power over the frequency bands of operation shall not exceed the lesser of 250 mW or 11 dBm 10 log B, where B is the 26 dB emission bandwidth in megahertz.

For Straddle Channel, According to KDB 789033 D02 General UNII Test Procedures New Rules v02r01, If the power and PSD of the devices are uniform and comply with the lower limits specified for the U-NII-2 bands, a single measurement over the entire emission bandwidth can be performed to show compliance.

If transmitting antennas of directional gain greater than 6 dBi are used, the peak output power shall be reduced by the amount in dB that the directional gain of the antenna exceeds 6 dBi.

For the 5.25–5.725 GHz bands, devices with a maximum e.i.r.p. greater than 500 mW shall implement TPC in order to have the capability to operate at least 6 dB below the maximum permitted e.i.r.p. of 1 W.

3.2.2 Measuring Instruments

The measuring equipment is listed in the section 4 of this test report.

3.2.3 Test Procedures

<CDD Modes>

The testing follows Method PM of FCC KDB 789033 D02 General UNII Test Procedures New Rules v02r01.

Method PM (Measurement using an RF average power meter):

1. Measurement is performed using a wideband RF power meter.
2. The EUT is configured to transmit continuously with a consistent duty cycle at its maximum power control level.
3. Measure the average power of the transmitter, and the average power is corrected with duty factor, 10 log(1/x), where x is the duty cycle.

<TXBF Modes>

The testing follows Method PM-G of FCC KDB 789033 D02 General UNII Test Procedures New Rules v02r01 for TXBF modes.

Method PM-G (Measurement using a gated RF average power meter):

1. Measurement is performed using a wideband RF power meter.
2. The EUT is configured to transmit at its maximum power control level.
3. Measure the average power of the transmitter
4. Since the measurement is made only during the ON time of the transmitter, no duty cycle correction factor is required.

For Straddle Channel, According to KDB 789033 D02 General UNII Test Procedures New Rules v02r01, If the power and PSD of the devices are uniform and comply with the lower limits specified for the U-NII-2 bands, a single measurement over the entire emission bandwidth can be performed to show compliance.

3.2.4 Test Setup

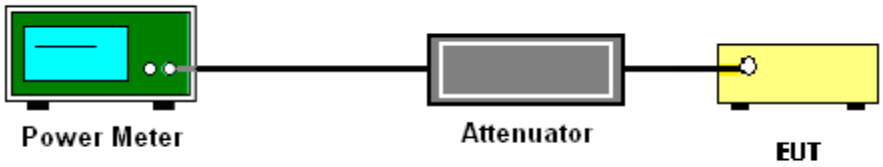

3.2.5 Test Result of Maximum Conducted Output Power

Test Engineer :	Kai Liao, Tommy Lee, Luffy Lin, and AnAn Wu	Temperature :	21~25°C
		Relative Humidity :	51~54%

<CDD Mode>

FCC Band I												
Mod.	Data Rate	NTX	CH.	Freq. (MHz)	Average Conducted Power (dBm)			FCC Conducted Power Limit (dBm)		DG (dBi)		Pass/Fail
					Ant 1	Ant 2	SUM	Ant 1	Ant 2	Ant 1	Ant 2	
11a	6Mbps	1	36	5180	18.80	18.50	-	24.00	24.00	3.77	3.20	Pass
11a	6Mbps	1	44	5220	18.90	18.60		24.00	24.00	3.77	3.20	Pass
11a	6Mbps	1	48	5240	18.80	18.60		24.00	24.00	3.77	3.20	Pass
HT20	MCS0	1	36	5180	18.60	18.30		24.00	24.00	3.77	3.20	Pass
HT20	MCS0	1	44	5220	18.80	18.10		24.00	24.00	3.77	3.20	Pass
HT20	MCS0	1	48	5240	18.90	18.20		24.00	24.00	3.77	3.20	Pass
HT40	MCS0	1	38	5190	15.90	18.30		24.00	24.00	3.77	3.20	Pass
HT40	MCS0	1	46	5230	19.00	18.10		24.00	24.00	3.77	3.20	Pass
VHT20	MCS0	1	36	5180	18.50	18.20		24.00	24.00	3.77	3.20	Pass
VHT20	MCS0	1	44	5220	18.70	17.90		24.00	24.00	3.77	3.20	Pass
VHT20	MCS0	1	48	5240	18.80	18.10		24.00	24.00	3.77	3.20	Pass
VHT40	MCS0	1	38	5190	15.80	18.20		24.00	24.00	3.77	3.20	Pass
VHT40	MCS0	1	46	5230	18.90	17.90		24.00	24.00	3.77	3.20	Pass
VHT80	MCS0	1	42	5210	15.60	17.60		24.00	24.00	3.77	3.20	Pass
11a	6Mbps	2	36	5180	18.80	18.60	21.71	24.00		3.77		Pass
11a	6Mbps	2	44	5220	18.50	18.10	21.31	24.00		3.77		Pass
11a	6Mbps	2	48	5240	18.50	18.10	21.31	24.00		3.77		Pass
HT20	MCS0	2	36	5180	18.70	18.50	21.61	24.00		3.77		Pass
HT20	MCS0	2	44	5220	18.30	17.90	21.11	24.00		3.77		Pass
HT20	MCS0	2	48	5240	18.80	18.30	21.57	24.00		3.77		Pass
HT40	MCS0	2	38	5190	16.00	15.70	18.86	24.00		3.77		Pass
HT40	MCS0	2	46	5230	18.90	18.30	21.62	24.00		3.77		Pass
VHT20	MCS0	2	36	5180	18.60	18.40	21.51	24.00		3.77		Pass
VHT20	MCS0	2	44	5220	18.20	17.80	21.01	24.00		3.77		Pass
VHT20	MCS0	2	48	5240	18.70	18.20	21.47	24.00		3.77		Pass
VHT40	MCS0	2	38	5190	15.90	15.60	18.76	24.00		3.77		Pass
VHT40	MCS0	2	46	5230	18.80	18.40	21.61	24.00		3.77		Pass
VHT80	MCS0	2	42	5210	12.60	12.40	15.51	24.00		3.77		Pass

FCC Band II													
Mod.	Data Rate	NTX	CH.	Freq. (MHz)	Average Conducted Power (dBm)			FCC Conducted Power Limit (dBm)		DG (dBi)		EIRP Power Limit (dBm)	Pass/Fail
					Ant 1	Ant 2	SUM	Ant 1	Ant 2	Ant 1	Ant 2		
11a	6Mbps	1	52	5260	18.70	18.60	-	23.98	23.98	5.20	2.80	30	Pass
11a	6Mbps	1	60	5300	19.00	18.50		23.98	23.98	5.20	2.80	30	Pass
11a	6Mbps	1	64	5320	18.90	18.70		23.98	23.98	5.20	2.80	30	Pass
HT20	MCS0	1	52	5260	18.80	18.20		23.98	23.98	5.20	2.80	30	Pass
HT20	MCS0	1	60	5300	18.70	18.10		23.98	23.98	5.20	2.80	30	Pass
HT20	MCS0	1	64	5320	18.70	18.00		23.98	23.98	5.20	2.80	30	Pass
HT40	MCS0	1	54	5270	18.90	18.30		23.98	23.98	5.20	2.80	30	Pass
HT40	MCS0	1	62	5310	16.00	18.20		23.98	23.98	5.20	2.80	30	Pass
VHT20	MCS0	1	52	5260	18.70	18.10		23.98	23.98	5.20	2.80	30	Pass
VHT20	MCS0	1	60	5300	18.60	17.90		23.98	23.98	5.20	2.80	30	Pass
VHT20	MCS0	1	64	5320	18.50	17.80		23.98	23.98	5.20	2.80	30	Pass
VHT40	MCS0	1	54	5270	18.80	18.20		23.98	23.98	5.20	2.80	30	Pass
VHT40	MCS0	1	62	5310	15.90	18.10		23.98	23.98	5.20	2.80	30	Pass
VHT80	MCS0	1	58	5290	14.60	17.50		23.98	23.98	5.20	2.80	30	Pass
11a	6Mbps	2	52	5260	17.80	17.60	20.71	23.98		5.20		30	Pass
11a	6Mbps	2	60	5300	17.90	17.60	20.76	23.98		5.20		30	Pass
11a	6Mbps	2	64	5320	18.00	17.70	20.86	23.98		5.20		30	Pass
HT20	MCS0	2	52	5260	18.20	17.70	20.97	23.98		5.20		30	Pass
HT20	MCS0	2	60	5300	18.20	17.50	20.87	23.98		5.20		30	Pass
HT20	MCS0	2	64	5320	18.30	17.50	20.93	23.98		5.20		30	Pass
HT40	MCS0	2	54	5270	19.00	18.40	21.72	23.98		5.20		30	Pass
HT40	MCS0	2	62	5310	15.20	14.70	17.97	23.98		5.20		30	Pass
VHT20	MCS0	2	52	5260	18.10	17.50	20.82	23.98		5.20		30	Pass
VHT20	MCS0	2	60	5300	18.10	17.40	20.77	23.98		5.20		30	Pass
VHT20	MCS0	2	64	5320	18.20	17.40	20.83	23.98		5.20		30	Pass
VHT40	MCS0	2	54	5270	18.90	18.40	21.67	23.98		5.20		30	Pass
VHT40	MCS0	2	62	5310	15.10	14.70	17.91	23.98		5.20		30	Pass
VHT80	MCS0	2	58	5290	10.60	10.20	13.41	23.98		5.20		30	Pass

FCC Band III													
Mod.	Data Rate	NTX	CH.	Freq. (MHz)	Average Conducted Power (dBm)			FCC Conducted Power Limit (dBm)		DG (dBi)		EIRP Power Limit (dBm)	Pass/Fail
					Ant 1	Ant 2	SUM	Ant 1	Ant 2	Ant 1	Ant 2		
11a	6Mbps	1	100	5500	19.70	20.00	-	23.98	23.98	4.70	5.20	30	Pass
11a	6Mbps	1	116	5580	20.00	19.90		23.98	23.98	4.70	5.20	30	Pass
11a	6Mbps	1	140	5700	19.90	19.90		23.98	23.98	4.70	5.20	30	Pass
11a	6Mbps	1	144	5720	19.90	19.80		23.42	23.36	4.70	5.20	30	Pass
HT20	MCS0	1	100	5500	19.80	19.30		23.98	23.98	4.70	5.20	30	Pass
HT20	MCS0	1	116	5580	20.00	19.40		23.98	23.98	4.70	5.20	30	Pass
HT20	MCS0	1	140	5700	19.90	19.50		23.98	23.98	4.70	5.20	30	Pass
HT20	MCS0	1	144	5720	19.80	19.40		23.59	23.59	4.70	5.20	30	Pass
HT40	MCS0	1	102	5510	19.20	19.20		23.98	23.98	4.70	5.20	30	Pass
HT40	MCS0	1	110	5550	20.50	20.10		23.98	23.98	4.70	5.20	30	Pass
HT40	MCS0	1	134	5670	20.30	19.90		23.98	23.98	4.70	5.20	30	Pass
HT40	MCS0	1	142	5710	20.10	19.50		23.98	23.98	4.70	5.20	30	Pass
VHT20	MCS0	1	100	5500	19.70	19.20		23.98	23.98	4.70	5.20	30	Pass
VHT20	MCS0	1	116	5580	19.90	19.30		23.98	23.98	4.70	5.20	30	Pass
VHT20	MCS0	1	140	5700	19.90	19.30		23.98	23.98	4.70	5.20	30	Pass
VHT20	MCS0	1	144	5720	19.70	19.30		23.59	23.59	4.70	5.20	30	Pass
VHT40	MCS0	1	102	5510	19.10	19.10		23.98	23.98	4.70	5.20	30	Pass
VHT40	MCS0	1	110	5550	20.40	20.00		23.98	23.98	4.70	5.20	30	Pass
VHT40	MCS0	1	134	5670	20.20	19.80		23.98	23.98	4.70	5.20	30	Pass
VHT40	MCS0	1	142	5710	20.00	19.40		23.98	23.98	4.70	5.20	30	Pass
VHT80	MCS0	1	106	5530	17.80	18.00		23.98	23.98	4.70	5.20	30	Pass
VHT80	MCS0	1	122	5610	19.70	19.70		23.98	23.98	4.70	5.20	30	Pass
VHT80	MCS0	1	138	5690	19.40	18.80		23.98	23.98	4.70	5.20	30	Pass

FCC Band III													
Mod.	Data Rate	NTX	CH.	Freq. (MHz)	Average Conducted Power (dBm)			FCC Conducted Power Limit (dBm)		DG (dBi)		EIRP Power Limit (dBm)	Pass/Fail
					Ant 1	Ant 2	SUM	Ant 1	Ant 2	Ant 1	Ant 2		
11a	6Mbps	2	100	5500	16.70	16.60	19.66	23.98		5.20		30	Pass
11a	6Mbps	2	116	5580	16.70	16.40	19.56	23.98		5.20		30	Pass
11a	6Mbps	2	140	5700	16.70	17.00	19.86	23.98		5.20		30	Pass
11a	6Mbps	2	144	5720	16.60	16.90	19.76	23.25		5.20		30	Pass
HT20	MCS0	2	100	5500	17.00	16.30	19.67	23.98		5.20		30	Pass
HT20	MCS0	2	116	5580	16.80	16.00	19.43	23.98		5.20		30	Pass
HT20	MCS0	2	140	5700	16.50	15.90	19.22	23.98		5.20		30	Pass
HT20	MCS0	2	144	5720	16.80	16.20	19.52	23.38		5.20		30	Pass
HT40	MCS0	2	102	5510	16.70	16.10	19.42	23.98		5.20		30	Pass
HT40	MCS0	2	110	5550	18.40	18.00	21.21	23.98		5.20		30	Pass
HT40	MCS0	2	134	5670	19.20	19.00	22.11	23.98		5.20		30	Pass
HT40	MCS0	2	142	5710	20.10	19.70	22.91	23.98		5.20		30	Pass
VHT20	MCS0	2	100	5500	16.90	16.40	19.67	23.98		5.20		30	Pass
VHT20	MCS0	2	116	5580	16.70	16.10	19.42	23.98		5.20		30	Pass
VHT20	MCS0	2	140	5700	16.30	16.00	19.16	23.98		5.20		30	Pass
VHT20	MCS0	2	144	5720	16.70	16.30	19.51	23.38		5.20		30	Pass
VHT40	MCS0	2	102	5510	16.60	16.10	19.37	23.98		5.20		30	Pass
VHT40	MCS0	2	110	5550	18.20	17.90	21.06	23.98		5.20		30	Pass
VHT40	MCS0	2	134	5670	19.10	18.90	22.01	23.98		5.20		30	Pass
VHT40	MCS0	2	142	5710	20.00	19.60	22.81	23.98		5.20		30	Pass
VHT80	MCS0	2	106	5530	14.60	14.10	17.37	23.98		5.20		30	Pass
VHT80	MCS0	2	122	5610	19.70	19.30	22.51	23.98		5.20		30	Pass
VHT80	MCS0	2	138	5690	19.50	19.20	22.36	23.98		5.20		30	Pass

Test Engineer :	Allen Lin and AnAn Wu	Temperature :	21~25°C
		Relative Humidity :	51~54%

<TXBF Mode>

FCC Band I												
Mod.	Data Rate	NTX	CH.	Freq. (MHz)	Average Conducted Power (dBm)			FCC Conducted Power Limit (dBm)		DG (dBi)		Pass/Fail
					Ant 1	Ant 2	SUM	Ant 1	Ant 2	Ant 1	Ant 2	
VHT20	MCS0	2	36	5180	15.50	15.10	18.31	23.50		6.50		Pass
VHT20	MCS0	2	44	5220	15.50	15.40	18.46	23.50		6.50		Pass
VHT20	MCS0	2	48	5240	12.30	12.20	15.26	23.50		6.50		Pass
VHT40	MCS0	2	38	5190	17.10	16.90	20.01	23.50		6.50		Pass
VHT40	MCS0	2	46	5230	18.20	17.90	21.06	23.50		6.50		Pass
VHT80	MCS0	2	42	5210	17.60	17.50	20.56	23.50		6.50		Pass

FCC Band II													
Mod.	Data Rate	NTX	CH.	Freq. (MHz)	Average Conducted Power (dBm)			FCC Conducted Power Limit (dBm)		DG (dBi)		EIRP Power Limit (dBm)	Pass/Fail
					Ant 1	Ant 2	SUM	Ant 1	Ant 2	Ant 1	Ant 2		
VHT20	MCS0	2	52	5260	14.90	14.70	17.81	22.89		7.09		30	Pass
VHT20	MCS0	2	60	5300	15.00	14.80	17.91	22.89		7.09		30	Pass
VHT20	MCS0	2	64	5320	15.00	14.70	17.86	22.89		7.09		30	Pass
VHT40	MCS0	2	54	5270	17.10	16.80	19.96	22.89		7.09		30	Pass
VHT40	MCS0	2	62	5310	17.30	16.80	20.07	22.89		7.09		30	Pass
VHT80	MCS0	2	58	5290	15.40	15.10	18.26	22.89		7.09		30	Pass

FCC Band III													
Mod.	Data Rate	NTX	CH.	Freq. (MHz)	Average Conducted Power (dBm)			FCC Conducted Power Limit (dBm)		DG (dBi)		EIRP Power Limit (dBm)	Pass/Fail
					Ant 1	Ant 2	SUM	Ant 1	Ant 2	Ant 1	Ant 2		
VHT20	MCS0	2	100	5500	14.20	14.00	17.11	22.02		7.96		30	Pass
VHT20	MCS0	2	116	5580	14.20	13.90	17.06	22.02		7.96		30	Pass
VHT20	MCS0	2	140	5700	14.80	14.80	17.81	22.02		7.96		30	Pass
VHT20	MCS0	2	144	5720	14.70	14.70	17.71	21.30		7.96		30	Pass
VHT40	MCS0	2	102	5510	16.70	16.20	19.47	22.02		7.96		30	Pass
VHT40	MCS0	2	110	5550	16.80	16.20	19.52	22.02		7.96		30	Pass
VHT40	MCS0	2	134	5670	16.60	16.40	19.51	22.02		7.96		30	Pass
VHT40	MCS0	2	142	5710	17.50	17.40	20.46	22.02		7.96		30	Pass
VHT80	MCS0	2	106	5530	17.20	17.00	20.11	22.02		7.96		30	Pass
VHT80	MCS0	2	122	5610	18.80	18.60	21.71	22.02		7.96		30	Pass
VHT80	MCS0	2	138	5690	18.50	18.70	21.61	22.02		7.96		30	Pass

3.3 Power Spectral Density Measurement

3.3.1 Limit of Power Spectral Density

For an indoor access point operating in the band 5.15-5.25 GHz, the maximum power spectral density shall not exceed 17 dBm in any 1 megahertz band.

For the 5.25–5.725 GHz bands, the maximum power spectral density shall not exceed 11 dBm in any 1 megahertz band.

For Straddle Channel, According to KDB 789033 D02 General UNII Test Procedures New Rules v02r01, If the power and PSD of the devices are uniform and comply with the lower limits specified for the U-NII-2 bands, a single measurement over the entire emission bandwidth can be performed to show compliance.

If transmitting antennas of directional gain greater than 6 dBi are used, the peak output power shall be reduced by the amount in dB that the directional gain of the antenna exceeds 6 dBi.

3.3.2 Measuring Instruments

The measuring equipment is listed in the section 4 of this test report.

3.3.3 Test Procedures

The testing follows FCC KDB 789033 D02 General UNII Test Procedures New Rules v02r01. Section F) Maximum power spectral density.

<CDD Modes>

 # Method SA-2 #

(trace averaging across on and off times of the EUT transmissions, followed by duty cycle correction).

- Measure the duty cycle.
- Set span to encompass the entire emission bandwidth (EBW) of the signal.
- Set RBW = 1 MHz.
- Set VBW ≥ 3 MHz.
- Number of points in sweep ≥ 2 Span / RBW.
- Sweep time = auto.
- Detector = RMS
- Trace average at least 100 traces in power averaging mode.
- Add 10 log(1/x), where x is the duty cycle, to the measured power in order to compute the average power during the actual transmission times. For example, add 10 log(1/0.25) = 6 dB if the duty cycle is 25 percent.

<TXBF Modes>

 # Method SA-3 #

(power averaging (rms) detection with max hold):

- Set span to encompass the entire emission bandwidth (EBW) of the signal.
- Set RBW = 1 MHz.
- Set VBW ≥ 3 MHz
- Number of points in sweep ≥ 2 Span / RBW.
- Sweep time ≤ (number of points in sweep) × T, when duty cycle is less than 98 percent where T is the minimum transmission duration over which the transmitter is on and is transmitting at its maximum power control level for the tested mode of operation.
- Detector = power averaging (rms).
- Trace mode = max hold.
- Allow max hold to run for at least 60 seconds, or longer as needed to allow the trace to stabilize.

1. The RF output of EUT was connected to the spectrum analyzer by a low loss cable.
2. Each plot has already offset with cable loss, and attenuator loss. Measure the PPSD and record it.
3. For MIMO mode, calculation method follows FCC KDB 662911 D01 Multiple Transmitter Output v02r01.

   Method (a): Measure and sum the spectra across the outputs.

   The total final Power Spectral Density is from a device with 2 transmitter outputs. The spectrum measurements of the individual outputs are all performed with the same span and number of points, the spectrum value in the first spectral bin of output 1 is summed with that in the first spectral bin of output 2 to obtain the value for the first frequency bin of the summed spectrum.

3.3.4 Test Setup

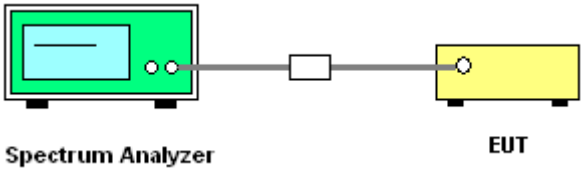

3.3.5 Test Result of Power Spectral Density

Test Engineer :	Kai Liao, Tommy Lee, Luffy Lin, and AnAn Wu	Temperature :	21~25°C
		Relative Humidity :	51~54%

<CDD Mode>

FCC Band I														
Mod.	Data Rate	NTX	CH.	Freq. (MHz)	Duty Factor (dB)		Average Power Density (dBm/MHz)			Average PSD Limit (dBm/MHz)		DG (dBi)		Pass /Fail
					Ant 1	Ant 2	Ant 1	Ant 2	SUM	Ant 1	Ant 2	Ant 1	Ant 2	
11a	6Mbps	1	36	5180	0.19	0.18	7.61	7.05	-	11.00	11.00	3.77	3.20	Pass
11a	6Mbps	1	44	5220	0.19	0.18	7.72	7.40		11.00	11.00	3.77	3.20	Pass
11a	6Mbps	1	48	5240	0.19	0.18	7.55	7.20		11.00	11.00	3.77	3.20	Pass
HT20	MCS0	1	36	5180	0.26	0.20	7.43	6.67		11.00	11.00	3.77	3.20	Pass
HT20	MCS0	1	44	5220	0.26	0.20	7.47	7.00		11.00	11.00	3.77	3.20	Pass
HT20	MCS0	1	48	5240	0.26	0.20	7.23	6.78		11.00	11.00	3.77	3.20	Pass
HT40	MCS0	1	38	5190	0.39	0.39	2.00	4.31		11.00	11.00	3.77	3.20	Pass
HT40	MCS0	1	46	5230	0.39	0.39	5.07	4.38		11.00	11.00	3.77	3.20	Pass
VHT80	MCS0	1	42	5210	0.70	0.65	-1.06	0.67		11.00	11.00	3.77	3.20	Pass
11a	6Mbps	2	36	5180	0.17	0.16	-		10.49	10.50		6.50		Pass
11a	6Mbps	2	44	5220	0.17	0.16			10.31	10.50		6.50		Pass
11a	6Mbps	2	48	5240	0.17	0.16			10.12	10.50		6.50		Pass
HT20	MCS0	2	36	5180	0.20	0.20			9.94	10.50		6.50		Pass
HT20	MCS0	2	44	5220	0.20	0.20			9.94	10.50		6.50		Pass
HT20	MCS0	2	48	5240	0.20	0.20			10.43	10.50		6.50		Pass
HT40	MCS0	2	38	5190	0.39	0.43			5.19	10.50		6.50		Pass
HT40	MCS0	2	46	5230	0.39	0.43			7.49	10.50		6.50		Pass
VHT80	MCS0	2	42	5210	0.65	0.65			-1.75	10.50		6.50		Pass

Band II														
Mod.	Data Rate	NTX	CH.	Freq. (MHz)	Duty Factor (dB)		Average Power Density (dBm/MHz)			Average PSD Limit (dBm/MHz)		DG (dBi)		Pass /Fail
					Ant 1	Ant 2	Ant 1	Ant 2	SUM	Ant 1	Ant 2	Ant 1	Ant 2	
11a	6Mbps	1	52	5260	0.19	0.18	7.48	7.04		11.00	11.00	5.20	2.80	Pass
11a	6Mbps	1	60	5300	0.19	0.18	7.55	7.12		11.00	11.00	5.20	2.80	Pass
11a	6Mbps	1	64	5320	0.19	0.18	7.49	7.01		11.00	11.00	5.20	2.80	Pass
HT20	MCS0	1	52	5260	0.26	0.20	7.40	6.82		11.00	11.00	5.20	2.80	Pass
HT20	MCS0	1	60	5300	0.26	0.20	7.22	6.72		11.00	11.00	5.20	2.80	Pass
HT20	MCS0	1	64	5320	0.26	0.20	7.05	6.58		11.00	11.00	5.20	2.80	Pass
HT40	MCS0	1	54	5270	0.39	0.39	5.02	4.29		11.00	11.00	5.20	2.80	Pass
HT40	MCS0	1	62	5310	0.39	0.39	1.85	4.16		11.00	11.00	5.20	2.80	Pass
VHT80	MCS0	1	58	5290	0.70	0.65	-2.31	0.75		11.00	11.00	5.20	2.80	Pass
11a	6Mbps	2	52	5260	0.17	0.16			9.46	9.91		7.09		Pass
11a	6Mbps	2	60	5300	0.17	0.16			9.37	9.91		7.09		Pass
11a	6Mbps	2	64	5320	0.17	0.16			9.36	9.91		7.09		Pass
HT20	MCS0	2	52	5260	0.20	0.20			9.31	9.91		7.09		Pass
HT20	MCS0	2	60	5300	0.20	0.20			9.42	9.91		7.09		Pass
HT20	MCS0	2	64	5320	0.20	0.20			9.44	9.91		7.09		Pass
HT40	MCS0	2	54	5270	0.39	0.43			7.55	9.91		7.09		Pass
HT40	MCS0	2	62	5310	0.39	0.43			3.96	9.91		7.09		Pass
VHT80	MCS0	2	58	5290	0.65	0.65			-3.73	9.91		7.09		Pass

Band III														
Mod.	Data Rate	NTX	CH.	Freq. (MHz)	Duty Factor (dB)		Average Power Density (dBm/MHz)			Average PSD Limit (dBm/MHz)		DG (dBi)		Pass /Fail
					Ant 1	Ant 2	Ant 1	Ant 2	SUM	Ant 1	Ant 2	Ant 1	Ant 2	
11a	6Mbps	1	100	5500	0.19	0.18	9.33	9.21	-	11.00	11.00	4.70	5.20	Pass
11a	6Mbps	1	116	5580	0.19	0.18	9.39	9.23		11.00	11.00	4.70	5.20	Pass
11a	6Mbps	1	140	5700	0.19	0.18	8.93	8.74		11.00	11.00	4.70	5.20	Pass
11a	6Mbps	1	144	5720	0.19	0.18	8.96	8.93		11.00	11.00	4.70	5.20	Pass
HT20	MCS0	1	100	5500	0.26	0.20	9.14	8.82		11.00	11.00	4.70	5.20	Pass
HT20	MCS0	1	116	5580	0.26	0.20	9.13	8.90		11.00	11.00	4.70	5.20	Pass
HT20	MCS0	1	140	5700	0.26	0.20	9.28	9.00		11.00	11.00	4.70	5.20	Pass
HT20	MCS0	1	144	5720	0.26	0.20	9.25	9.07		11.00	11.00	4.70	5.20	Pass
HT40	MCS0	1	102	5510	0.39	0.39	5.71	5.73		11.00	11.00	4.70	5.20	Pass
HT40	MCS0	1	110	5550	0.39	0.39	7.11	6.92		11.00	11.00	4.70	5.20	Pass
HT40	MCS0	1	134	5670	0.39	0.39	6.91	6.75		11.00	11.00	4.70	5.20	Pass
HT40	MCS0	1	142	5710	0.39	0.39	6.91	6.54		11.00	11.00	4.70	5.20	Pass
VHT80	MCS0	1	106	5530	0.70	0.65	1.38	1.50		11.00	11.00	4.70	5.20	Pass
VHT80	MCS0	1	122	5610	0.70	0.65	3.31	3.11		11.00	11.00	4.70	5.20	Pass
VHT80	MCS0	1	138	5690	0.70	0.65	2.93	2.87		11.00	11.00	4.70	5.20	Pass
11a	6Mbps	2	100	5500	0.17	0.16	-		8.86	9.04		7.96		Pass
11a	6Mbps	2	116	5580	0.17	0.16			8.95	9.04		7.96		Pass
11a	6Mbps	2	140	5700	0.17	0.16			8.98	9.04		7.96		Pass
11a	6Mbps	2	144	5720	0.17	0.16			9.03	9.04		7.96		Pass
HT20	MCS0	2	100	5500	0.20	0.20			8.88	9.04		7.96		Pass
HT20	MCS0	2	116	5580	0.20	0.20			8.67	9.04		7.96		Pass
HT20	MCS0	2	140	5700	0.20	0.20			8.66	9.04		7.96		Pass
HT20	MCS0	2	144	5720	0.20	0.20			8.73	9.04		7.96		Pass
HT40	MCS0	2	102	5510	0.39	0.43			5.88	9.04		7.96		Pass
HT40	MCS0	2	110	5550	0.39	0.43			7.63	9.04		7.96		Pass
HT40	MCS0	2	134	5670	0.39	0.43			8.46	9.04		7.96		Pass
HT40	MCS0	2	142	5710	0.39	0.43			8.74	9.04		7.96		Pass
VHT80	MCS0	2	106	5530	0.65	0.65			0.76	9.04		7.96		Pass
VHT80	MCS0	2	122	5610	0.65	0.65			6.24	9.04		7.96		Pass
VHT80	MCS0	2	138	5690	0.65	0.65			6.06	9.04		7.96		Pass

Worst Case Power Density (dBm/MHz)

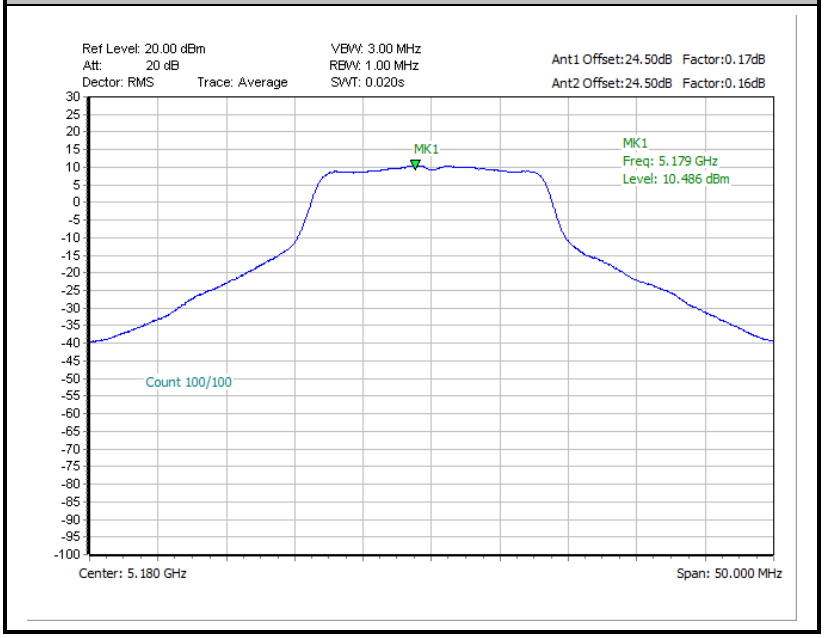

Note: Average Power Density (dB) = Measured value+ Duty Factor

Test Engineer :	Allen Lin and AnAn Wu	Temperature :	21~25°C
		Relative Humidity :	51~54%

<TXBF Mode>

FCC Band I														
Mod.	Data Rate	NTX	CH.	Freq. (MHz)	Duty Factor (dB)		Average Power Density (dBm/MHz)			Average PSD Limit (dBm/MHz)		DG (dBi)		Pass /Fail
					Ant 1	Ant 2	Ant 1	Ant 2	SUM	Ant 1	Ant 2	Ant 1	Ant 2	
VHT20	MCS0	2	36	5180	0.00	0.00	-	-	8.17	10.50		6.50		Pass
VHT20	MCS0	2	44	5220	0.00	0.00			8.73	10.50		6.50		Pass
VHT20	MCS0	2	48	5240	0.00	0.00			5.36	10.50		6.50		Pass
VHT40	MCS0	2	38	5190	0.00	0.00			6.82	10.50		6.50		Pass
VHT40	MCS0	2	46	5230	0.00	0.00			7.99	10.50		6.50		Pass
VHT80	MCS0	2	42	5210	0.00	0.00			6.28	10.50		6.50		Pass

Band II														
Mod.	Data Rate	NTX	CH.	Freq. (MHz)	Duty Factor (dB)		Average Power Density (dBm/MHz)			Average PSD Limit (dBm/MHz)		DG (dBi)		Pass /Fail
					Ant 1	Ant 2	Ant 1	Ant 2	SUM	Ant 1	Ant 2	Ant 1	Ant 2	
VHT20	MCS0	2	52	5260	0.00	0.00	-	-	7.65	9.91		7.09		Pass
VHT20	MCS0	2	60	5300	0.00	0.00			7.81	9.91		7.09		Pass
VHT20	MCS0	2	64	5320	0.00	0.00			7.92	9.91		7.09		Pass
VHT40	MCS0	2	54	5270	0.00	0.00			6.71	9.91		7.09		Pass
VHT40	MCS0	2	62	5310	0.00	0.00			6.63	9.91		7.09		Pass
VHT80	MCS0	2	58	5290	0.00	0.00			4.50	9.91		7.09		Pass

Band III														
Mod.	Data Rate	NTX	CH.	Freq. (MHz)	Duty Factor (dB)		Average Power Density (dBm/MHz)			Average PSD Limit (dBm/MHz)		DG (dBi)		Pass /Fail
					Ant 1	Ant 2	Ant 1	Ant 2	SUM	Ant 1	Ant 2	Ant 1	Ant 2	
VHT20	MCS0	2	100	5500	0.00	0.00	-	-	7.07	9.04		7.96		Pass
VHT20	MCS0	2	116	5580	0.00	0.00			7.24	9.04		7.96		Pass
VHT20	MCS0	2	140	5700	0.00	0.00			8.12	9.04		7.96		Pass
VHT20	MCS0	2	144	5720	0.00	0.00			7.82	9.04		7.96		Pass
VHT40	MCS0	2	102	5510	0.00	0.00			6.80	9.04		7.96		Pass
VHT40	MCS0	2	110	5550	0.00	0.00			6.86	9.04		7.96		Pass
VHT40	MCS0	2	134	5670	0.00	0.00			6.74	9.04		7.96		Pass
VHT40	MCS0	2	142	5710	0.00	0.00			7.75	9.04		7.96		Pass
VHT80	MCS0	2	106	5530	0.00	0.00			5.10	9.04		7.96		Pass
VHT80	MCS0	2	122	5610	0.00	0.00			8.17	9.04		7.96		Pass
VHT80	MCS0	2	138	5690	0.00	0.00			7.23	9.04		7.96		Pass

Worst Case Power Density (dBm/MHz)

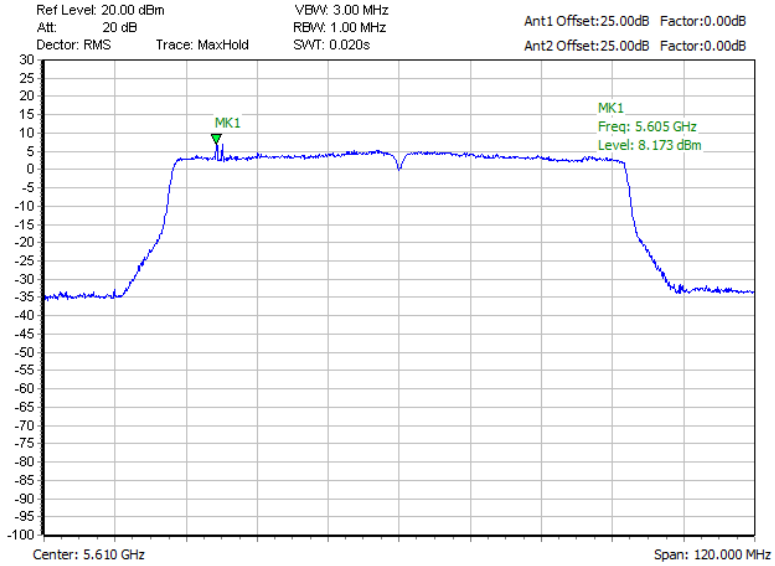

3.4 Unwanted Emissions Measurement

3.4.1 Limit of Unwanted Emissions

(1) For transmitters operating in the 5.15–5.725 GHz band: all emissions outside of the band shall not exceed an EIRP of –27dBm/MHz.

(2) Unwanted spurious emissions fallen in restricted bands shall comply with the general field strength limits as below table,

Frequency (MHz)	Field Strength (microvolts/meter)	Measurement Distance (meters)
0.009 – 0.490	2400/F(kHz)	300
0.490 – 1.705	24000/F(kHz)	30
1.705 – 30.0	30	30
30 – 88	100	3
88 – 216	150	3
216 - 960	200	3
Above 960	500	3

Note: The following formula is used to convert the EIRP to field strength.

$$E=\frac{1000000\sqrt{30P}}{3}$$ μV/m, where P is the eirp (Watts)

EIRP (dBm)	Field Strength at 3m (dBμV/m)
-27	68.3

(3) ANSI C63.10-2013 clause 12.7.3 note 97

As specified by regulatory requirements, emissions above 1000 MHz that are outside of the restricted bands are subject to a peak emission limit. However, an out-of-band emission that complies with both the average and peak general regulatory limits is not required to satisfy the peak emission limit.

3.4.2 Measuring Instruments

The measuring equipment is listed in the section 4 of this test report.

3.4.3 Test Procedures

1. The testing follows FCC KDB 789033 D02 General UNII Test Procedures New Rules v02r01. Section G) Unwanted emissions measurement.

   (1) Procedure for Unwanted Emissions Measurements Below 1000MHz
   - RBW = 120 kHz
   - VBW = 300 kHz
   - Detector = Peak
   - Trace mode = max hold

   (2) Procedure for Peak Unwanted Emissions Measurements Above 1000 MHz
   - RBW = 1 MHz
   - VBW ≥ 3 MHz
   - Detector = Peak
   - Sweep time = auto
   - Trace mode = max hold

   (3) Procedures for Average Unwanted Emissions Measurements Above 1000MHz
   - RBW = 1 MHz
   - VBW = 10 Hz, when duty cycle is no less than 98 percent.
   - VBW ≥ 1/T, when duty cycle is less than 98 percent where T is the minimum transmission duration over which the transmitter is on and is transmitting at its maximum power control level for the tested mode of operation.
2. The EUT was placed on a turntable with 0.8 meter for frequency below 1GHz and 1.5 meter for frequency above 1GHz respectively above ground.
3. The EUT was set 3 meters from the interference receiving antenna which was mounted on the top of a variable height antenna tower.
4. The antenna is a broadband antenna and its height is adjusted between one meter and four meters above ground to find the maximum value of the field strength for both horizontal polarization and vertical polarization of the antenna.
5. For each suspected emission, the EUT was arranged to its worst case and then adjust the antenna tower (from 1 m to 4 m) and turntable (from 0 degree to 360 degrees) to find the maximum reading.
6. For testing below 1GHz, if the emission level of the EUT in peak mode was 3 dB lower than the limit specified, then peak values of EUT will be reported, otherwise, the emissions will be repeated one by one using the CISPR quasi-peak method and reported.
7. For testing above 1GHz, the emission level of the EUT in peak mode was 20dB lower than average limit (that means the emission level in average mode also complies with the limit in average mode), then peak values of EUT will be reported, otherwise, the emissions will be measured in average mode again and reported.

3.4.4 Test Setup

For radiated emissions below 30MHz

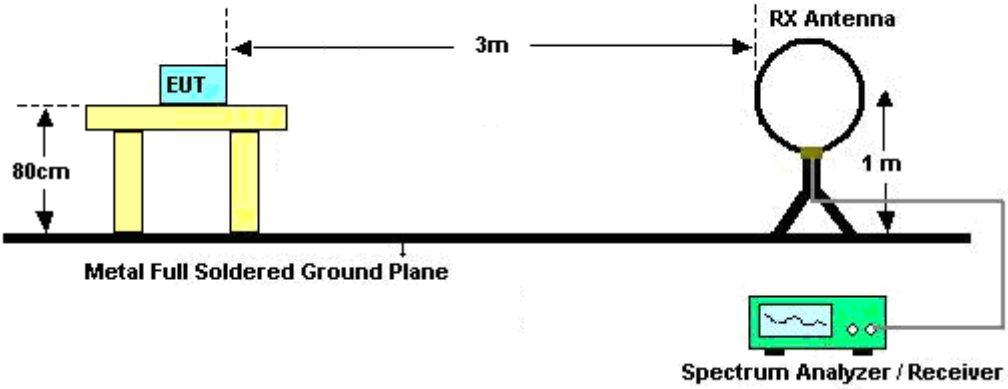

For radiated emissions from 30MHz to 1GHz

<CDD Mode>

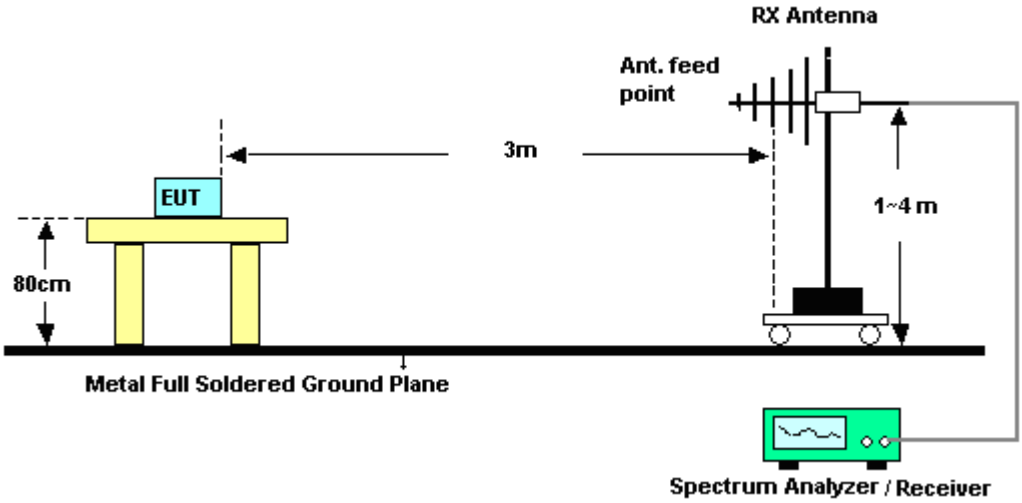

<TXBF Modes>

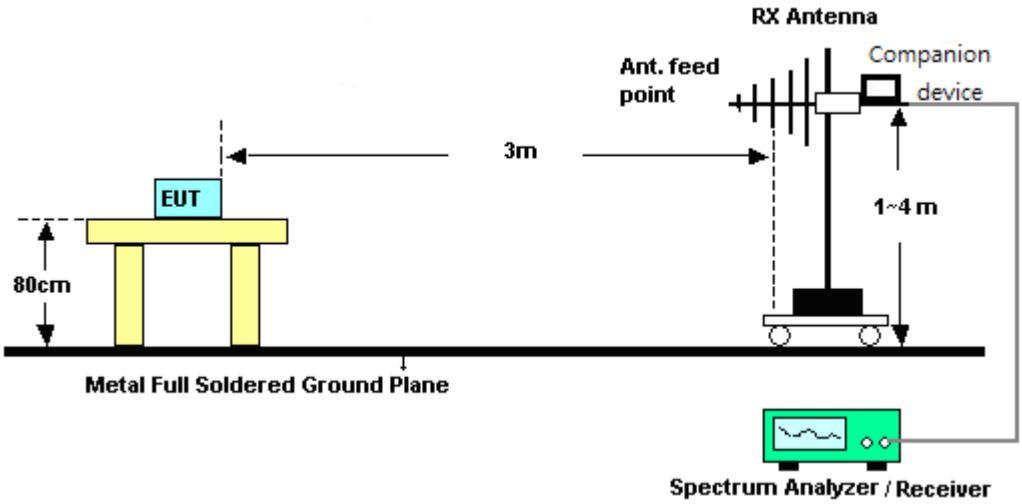

For radiated emissions above 1GHz

<CDD Mode>

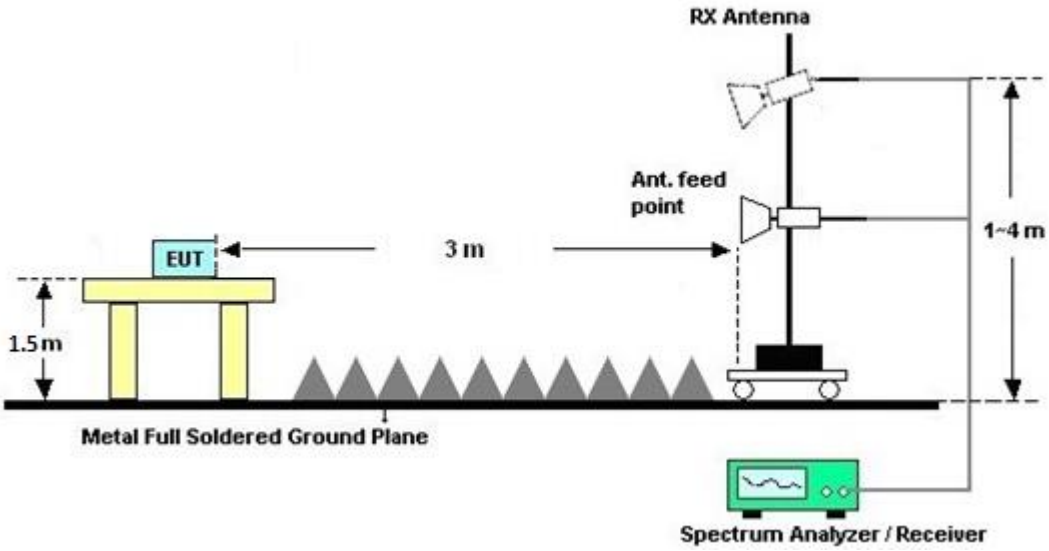

<TXBF Modes>

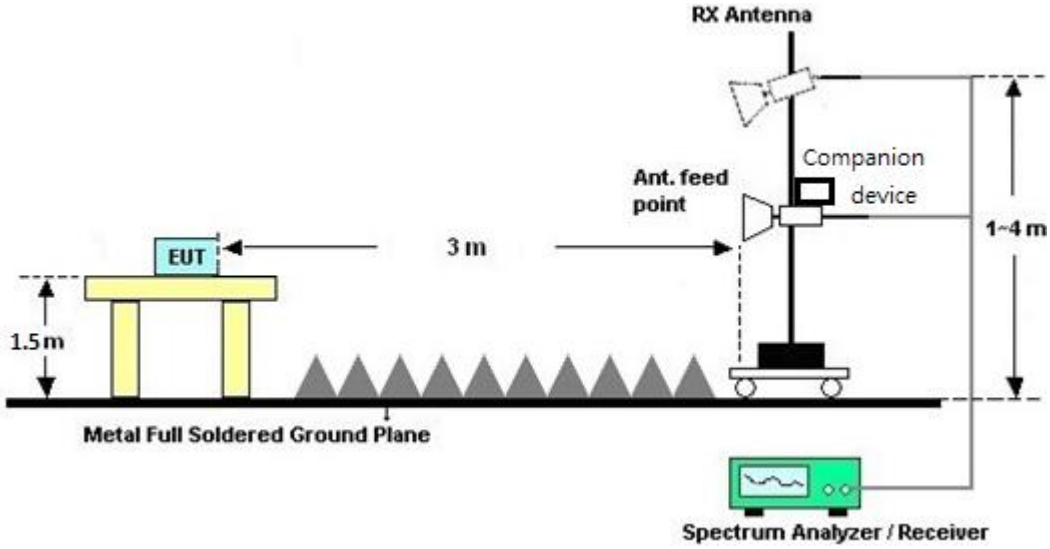

3.4.5 Test Results of Radiated Spurious Emissions (9 kHz ~ 30 MHz)

The low frequency, which started from 9 kHz to 30MHz, was pre-scanned and the result which was 20dB lower than the limit line per NCC LP0002 section 5.13 was not reported.

There is a comparison data of both open-field test site and alternative test site - semi-Anechoic chamber according to 414788 D01 Radiated Test Site v01r01, and the result came out very similar.

3.4.6 Test Result of Radiated Spurious at Band Edges

Please refer to Appendix B and C.

3.4.7 Duty Cycle

Please refer to Appendix D.

3.4.8 Test Result of Radiated Spurious Emissions (30MHz ~ 10th Harmonic)

Please refer to Appendix B and C.

3.5 Receiver Radiated Emission Measurement

3.5.1 Limit of Receiver Radiated Emission

Frequency (MHz)	Field Strength (microvolts/meter)	Measurement Distance (meters)
0.009 – 0.490	2400/F(kHz)	300
0.490 – 1.705	24000/F(kHz)	30
1.705 – 30.0	30	30
30 – 88	100	3
88 – 216	150	3
216 - 960	200	3
Above 960	500	3

3.5.2 Measuring Instruments

The measuring equipment is listed in the section 4 of this test report.

3.5.3 Test Procedures

1. The EUT was placed on a turntable with 0.8 meter above ground.
2. The EUT was set 3 meters from the interference receiving antenna, which was mounted on the top of a variable height antenna tower.
3. The table was rotated 360 degrees to determine the position of the highest radiation.
4. The antenna is a Bi-Log antenna and its height is adjusted between one to four meters above ground to find the maximum value of the field strength for both horizontal polarization and vertical polarization of the antenna.
5. For each suspected emission, the EUT was arranged to its worst case and then tune the antenna tower (from 1 m to 4 m) and turntable (from 0 degree to 360 degrees) to find the maximum reading.
6. Set the test-receiver system to Peak Detect Function and specified bandwidth with Maximum Hold Mode (RBW=120kHz/VBW=300kHz for frequency below 1GHz; RBW=1MHz VBW=3MHz (Peak), RBW=1MHz/VBW=10Hz (Average) for frequency above 1GHz).
7. If the emission level of the EUT in peak mode was 3 dB lower than the limit specified, peak values of EUT will be reported. Otherwise, the emission will be repeated by using the quasi-peak method and reported.
8. Emission level (dBμV/m) = 20 log Emission level (μV/m)
9. Corrected Reading: Antenna Factor + Cable Loss + Read Level - Preamp Factor = Level

3.5.4 Test Setup

For radiated emissions below 30MHz

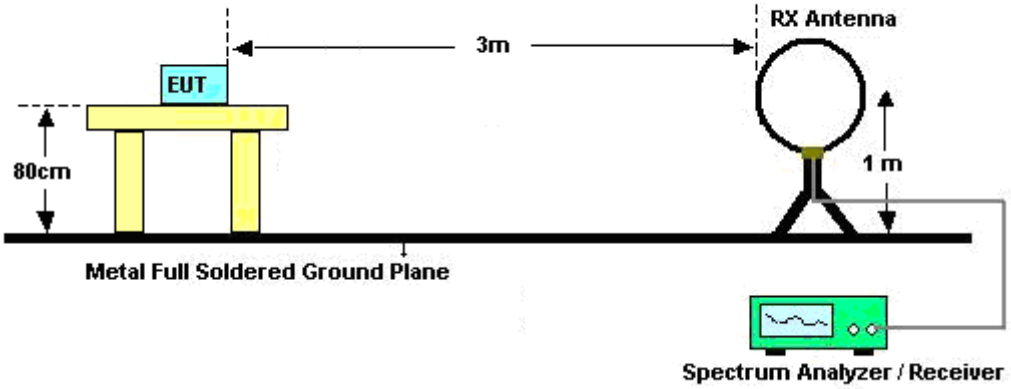

For radiated emissions from 30MHz to 1GHz

<CDD Mode>

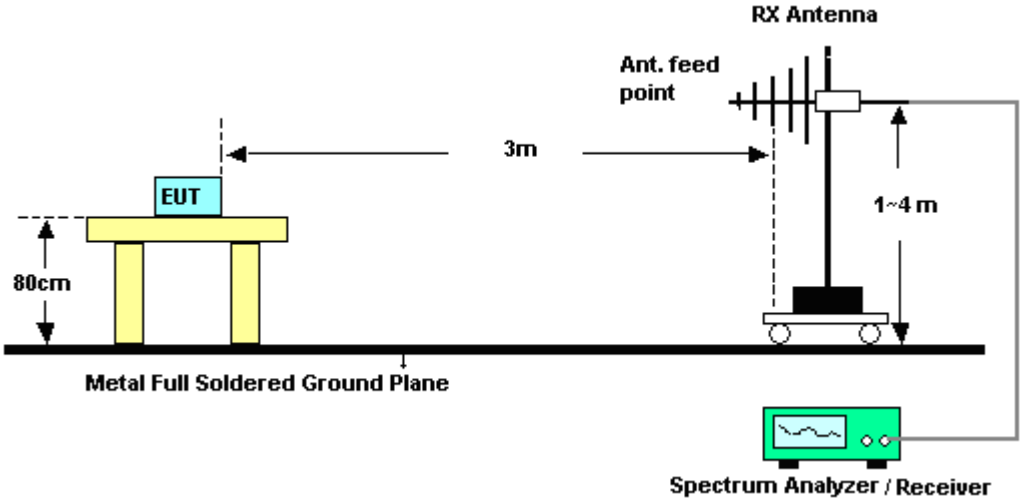

<TXBF Modes>

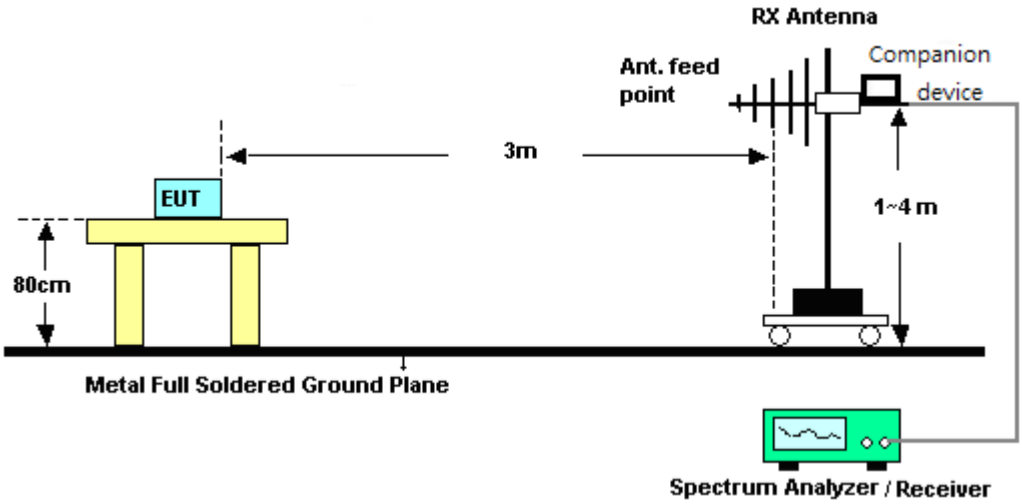

For radiated emissions above 1GHz

<CDD Mode>

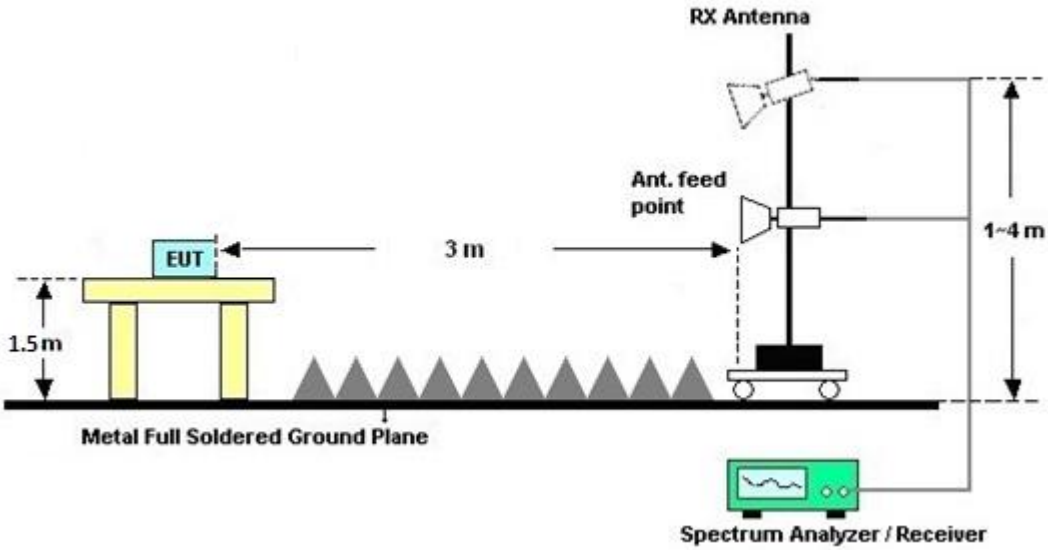

<TXBF Modes>

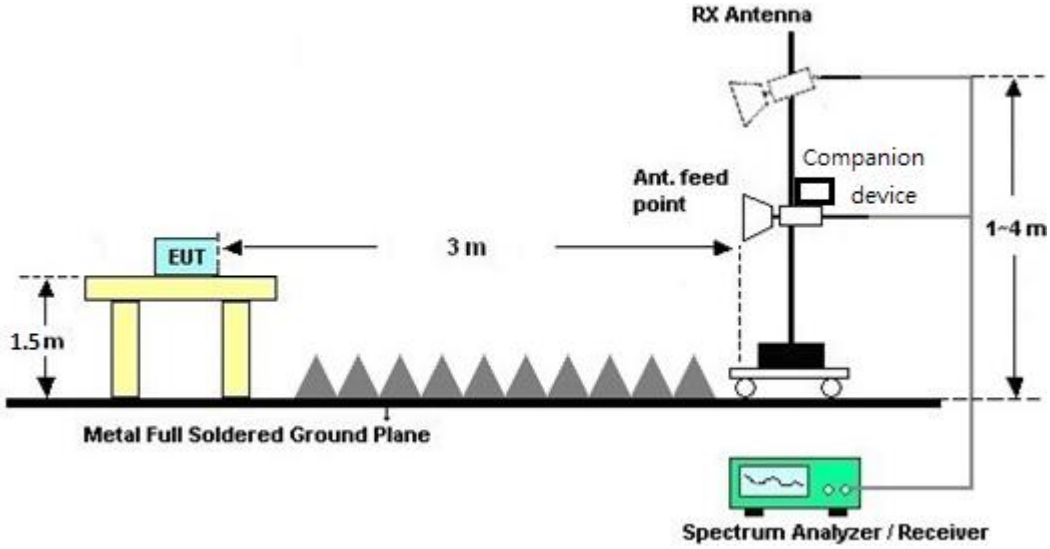

3.5.5 Test Result of Receiver Radiated Spurious Emissions (9kHz ~ 30MHz)

The low frequency, which started from 9 kHz to 30MHz, was pre-scanned and the result which was 20dB lower than the limit line per NCC LP0002 section 5.13 was not reported.

There is a comparison data of both open-field test site and alternative test site - semi-Anechoic chamber according to 414788 D01 Radiated Test Site v01r01, and the result came out very similar.

3.5.6 Test Result of Receiver Radiated Spurious Emission (30MHz ~ 5th Harmonic)

Please refer to Appendix C.

3.6 AC Conducted Emission Measurement

3.6.1 Limit of AC Conducted Emission

For equipment that is designed to be connected to the public utility (AC) power line, the radio frequency voltage that is conducted back onto the AC power line on any frequency or frequencies within the band 150 kHz to 30 MHz shall not exceed the limits in the following table.

Frequency of emission (MHz)	Conducted limit (dBμV)	
	Quasi-peak	Average
0.15-0.5	66 to 56*	56 to 46*
0.5-5	56	46
5-30	60	50

*Decreases with the logarithm of the frequency.

3.6.2 Measuring Instruments

The measuring equipment is listed in the section 4 of this test report.

3.6.3 Test Procedures

1. The EUT was placed 0.4 meter from the conducting wall of the shielding room was kept at least 80 centimeters from any other grounded conducting surface.
2. Connect EUT to the power mains through a line impedance stabilization network (LISN).
3. All the support units are connecting to the other LISN.
4. The LISN provides 50 ohm coupling impedance for the measuring instrument.
5. The FCC states that a 50 ohm, 50 microhenry LISN should be used.
6. Both sides of AC line were checked for maximum conducted interference.
7. The frequency range from 150 kHz to 30 MHz was searched.
8. Set the test-receiver system to Peak Detect Function and specified bandwidth (IF bandwidth = 9kHz) with Maximum Hold Mode.

3.6.4 Test Setup

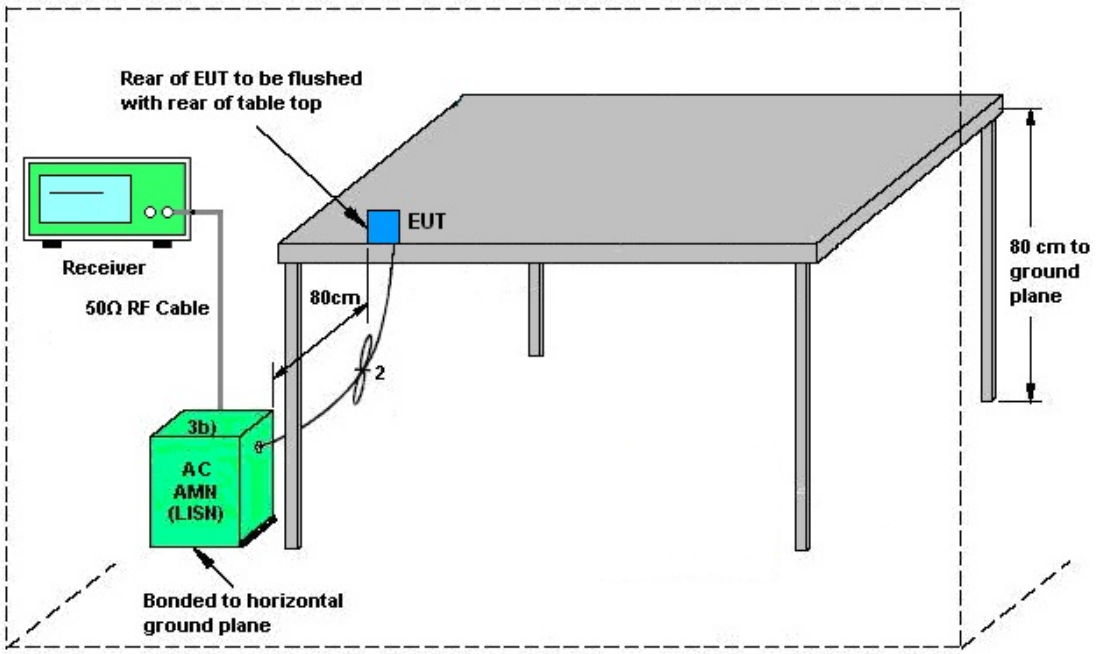

AMN = Artificial mains network (LISN)
AE = Associated equipment
EUT = Equipment under test
ISN = Impedance stabilization network

3.6.5 Test Result of AC Conducted Emission

Please refer to Appendix A.

3.7 Automatically Discontinue Transmission

3.7.1 Limit of Automatically Discontinue Transmission

The device shall automatically discontinue transmission in case of either absence of information to transmit or operational failure. These provisions are not intended to preclude the transmission of control or signaling information or the use of repetitive codes used by certain digital technologies to complete frame or burst intervals. Applicants shall include in their application for equipment authorization to describe how this requirement is met.

3.7.2 Measuring Instruments

The measuring equipment is listed in the section 4 of this test report.

3.7.3 Test Result of Automatically Discontinue Transmission

While the EUT is not transmitting any information, the EUT can automatically discontinue transmission and become standby mode for power saving. The EUT can detect the controlling signal of ACK message transmitting from remote device and verify whether it shall resend or discontinue transmission.

3.8 Antenna Requirements

3.8.1 Standard Applicable

If transmitting antenna directional gain is greater than 6 dBi, both the peak transmit power and the peak power spectral density shall be reduced by the amount in dB that the directional gain of the antenna exceeds 6 dBi.

3.8.2 Antenna Anti-Replacement Construction

An embedded-in antenna design is used.

3.8.3 Antenna Gain

<CDD Modes>

FCC KDB 662911 D01 Multiple Transmitter Output v02r01

For CDD transmissions, directional gain is calculated as

Directional gain = GANT + Array Gain, where Array Gain is as follows.

For power spectral density (PSD) measurements on all devices,

Array Gain = 10 log(NANT/NSS=1) dB.

For power measurements on IEEE 802.11 devices,

Array Gain = 0 dB (i.e., no array gain) for NANT ≤ 4.

Directional gain may be calculated by using the formulas applicable to equal gain antennas with GANT set equal to the gain of the antenna having the highest gain;

The EUT supports CDD mode.

For power, the directional gain GANT is set equal to the antenna having the highest gain, i.e., F)2)f)i).

For PSD, the directional gain calculation is following F)2)f)ii) of KDB 662911 D01 v02r01.

The power and PSD limit should be modified if the directional gain of EUT is over 6 dBi,

The directional gain “DG” is calculated as following table.

<CDD Modes>

	Ant. 1 (dBi)	Ant. 2 (dBi)	DG for Power (dBi)	DG for PSD (dBi)	Power Limit Reduction (dB)	PSD Limit Reduction (dB)
Band I	3.77	3.20	3.77	6.50	0.00	0.50
Band II	5.20	2.80	5.20	7.09	0.00	1.09
Band III	4.70	5.20	5.20	7.96	0.00	1.96

Power limit reduction = Composite gain – 6dBi, (min = 0)

PSD limit reduction = Composite gain + PSD Array gain – 6dBi, (min = 0)

TXBF modes

FCC KDB 662911 D01 Multiple Transmitter Output v02r01

For CDD transmissions, directional gain is calculated as

$$DirectionalGain = 10 \cdot \log\left[\frac{\sum_{j=1}^{N_{SS}}\left\{\sum_{k=1}^{N_{ANT}} g_{j,k}\right\}^2}{N_{ANT}}\right]$$

where

Each antenna is driven by no more than one spatial stream;

N_{SS} = the number of independent spatial streams of data;

N_{ANT} = the total number of antennas

$g_{j,k} = 10^{G_k/20}$ if the kth antenna is being fed by spatial stream j, or zero if it is not;

G_k is the gain in dBi of the kth antenna.

The EUT supports beamforming for 802.11ac modes.

The directional gain calculation is following F)2)e)ii) of KDB 662911 D01 v02r01.

The power and PSD limit should be modified if the directional gain of EUT is over 6 dBi,

The directional gain "DG" is calculated as following table.

	Ant 1 (dBi)	Ant 2 (dBi)	DG for Power (dBi)	DG for PSD (dBi)	Power Limit Reduction (dB)	PSD Limit Reduction (dB)
Band I	3.77	3.20	6.50	6.50	0.50	0.50
Band II	5.20	2.80	7.09	7.09	1.09	1.09
Band III	4.70	5.20	7.96	7.96	1.96	1.96

Power Limit Reduction = DG(Power) – 6dBi, (min = 0)

PSD Limit Reduction = DG(PSD) – 6dBi, (min = 0)

3.9 Maximum Power Density

3.9.1 RF Exposure Limit Introduction

According to NCC LP0002, the criteria listed in Table shall be used to evaluate the environmental impact of human exposure to radio frequency (RF) radiation as specified in §5.20.2.1 and §5.20.2.2.

Frequency range (MHz)	Electric field strength (V/m)	Magnetic field strength (A/m)	Power density (mW/cm^2)	Averaging time (minutes)
(A) Limits for Occupational/Controlled Exposures				
0.3-3.0	614	1.63	*(100)	6
3.0-30	1842/f	4.89/f	*(900/f2)	6
30-300	61.4	0.163	1.0	6
300-1500			f/300	6
1500-100,000			5	6
(B) Limits for General Population/Uncontrolled Exposure				
0.3-1.34	614	1.63	*(100)	30
1.34-30	824/f	2.19/f	*(180/f2)	30
30-300	27.5	0.073	0.2	30
300-1500			f/1500	30
1500-100,000			1.0	30

The MPE was calculated at 20 cm to show compliance with the power density limit.

The following formula was used to calculate the Power Density:

$$S = \frac{PG}{4\pi R^2}$$

Where:
S = Power Density
P = Output Power at Antenna Terminals
G = Gain of Transmit Antenna (linear gain)
R = Distance from Transmitting Antenna

3.9.2 Standalone Power Density Calculation

<CDD Mode>

Maximum Power Density				
Max. Power	Gain	EIRP	20 cm PSD	Limit
22.91	5.2	28.11	0.1288	1
dBm	dBi	dBm	mW/cm^2	mW/cm^2

<TXBF Mode>

Maximum Power Density				
Max. Power	Gain	EIRP	20 cm PSD	Limit
21.71	7.96	29.67	0.1845	1
dBm	dBi	dBm	mW/cm^2	mW/cm^2

4 List of Measuring Equipment

Instrument	Manufacturer	Model No.	Serial No.	Characteristics	Calibration Date	Test Date	Due Date	Remark
AC Power Source	ChainTek	APC-1000W	N/A	N/A	N/A	Feb. 20, 2019	N/A	Conduction (CO05-HY)
EMI Test Receiver	Rohde & Schwarz	ESR3	102388	9KHz~3.6GHz	Nov. 12, 2018	Feb. 20, 2019	Nov. 11, 2019	Conduction (CO05-HY)
LISN	Rohde & Schwarz	ENV216	100080	9kHz~30MHz	Nov. 14, 2018	Feb. 20, 2019	Nov. 13, 2019	Conduction (CO05-HY)
LISN	Rohde & Schwarz	ENV216	100081	9kHz~30MHz	Nov. 09, 2018	Feb. 20, 2019	Nov. 08, 2019	Conduction (CO05-HY)
Software	Rohde & Schwarz	EMC32 V10.30	N/A	N/A	N/A	Feb. 20, 2019	N/A	Conduction (CO05-HY)
LF Cable	HUBER + SUHNER	RG-214/U	LF01	N/A	Dec. 31, 2018	Feb. 20, 2019	Dec. 30, 2019	Conduction (CO05-HY)
Pulse Limiter	Rohde & Schwarz	ESH3-Z2	100851	N/A	Dec. 31, 2018	Feb. 20, 2019	Dec. 30, 2019	Conduction (CO05-HY)
Loop Antenna	Rohde & Schwarz	HFH2-Z2	100315	9 kHz~30 MHz	Jan. 11, 2019	Jan. 18, 2019~ Mar. 01, 2019	Jan. 10, 2020	Radiation (03CH13-HY)
Amplifier	MITEQ	TTA1840-35-HG	1871923	18GHz~40GHz, VSWR : 2.5:1 max	Jul. 16, 2018	Jan. 18, 2019~ Mar. 01, 2019	Jul. 15, 2019	Radiation (03CH13-HY)
Preamplifier	Keysight	83017A	MY53270078	1GHz~26.5GHz	Oct. 28, 2018	Jan. 18, 2019~ Mar. 01, 2019	Oct. 27, 2019	Radiation (03CH13-HY)
Bilog Antenna	TESEQ	CBL 6111D&00800 N1D01N-06	37059&01	30MHz~1GHz	Oct. 13, 2018	Jan. 18, 2019~ Mar. 01, 2019	Oct. 12, 2019	Radiation (03CH13-HY)
Filter	Woken	WHKX8-5272.5-6750-18000-40ST	SN2	6.75G Highpass	Mar. 21, 2018	Jan. 18, 2019~ Mar. 01, 2019	Mar. 20, 2019	Radiation (03CH13-HY)
Amplifier	Sonoma-Instrument	310 N	187282	9KHz~1GHz	Dec. 18, 2018	Jan. 18, 2019~ Mar. 01, 2019	Dec. 17, 2019	Radiation (03CH13-HY)
Horn Antenna	SCHWARZBECK	BBHA 9120 D	9120D-1241	1GHz ~ 18GHz	Jun. 29, 2018	Jan. 18, 2019~ Mar. 01, 2019	Jun. 28, 2019	Radiation (03CH13-HY)
Preamplifier	MITEQ	AMF-7D-00101800-30-10P	1590074	1GHz~18GHz	May 21, 2018	Jan. 18, 2019~ Mar. 01, 2019	May 20, 2019	Radiation (03CH13-HY)
Spectrum Analyzer	Keysight	N9010A	MY55370526	10Hz~44GHz	Mar. 15, 2018	Jan. 18, 2019~ Mar. 01, 2019	Mar. 14, 2019	Radiation (03CH13-HY)
Antenna Mast	EMEC	AM-BS-4500-B	N/A	1m~4m	N/A	Jan. 18, 2019~ Mar. 01, 2019	N/A	Radiation (03CH13-HY)
Turn Table	EMEC	TT2000	N/A	0~360 Degree	N/A	Jan. 18, 2019~ Mar. 01, 2019	N/A	Radiation (03CH13-HY)
EMI Test Receiver	Keysight	N9038A (MXE)	MY54130085	20Hz ~ 8.4GHz	Nov. 01, 2018	Jan. 18, 2019~ Mar. 01, 2019	Oct. 31, 2019	Radiation (03CH13-HY)
SHF-EHF Horn Antenna	SCHWARZBECK	BBHA 9170	BBHA9170584	18GHz- 40GHz	Dec. 05, 2018	Jan. 18, 2019~ Mar. 01, 2019	Dec. 04, 2019	Radiation (03CH13-HY)
RF Cable	HUBER + SUHNER	SUCOFLEX 104	MY9837/4PE	30M~18GHz	Mar. 14, 2018	Jan. 18, 2019~ Mar. 01, 2019	Mar. 13, 2019	Radiation (03CH13-HY)
RF Cable	HUBER + SUHNER	SUCOFLEX 102	MY2859/2	30M~40GHz	Mar. 14, 2018	Jan. 18, 2019~ Mar. 01, 2019	Mar. 13, 2019	Radiation (03CH13-HY)
RF Cable	HUBER + SUHNER	SUCOFLEX 102	MY4274/2	30M~40GHz	Mar. 14, 2018	Jan. 18, 2019~ Mar. 01, 2019	Mar. 13, 2019	Radiation (03CH13-HY)
Software	AUDIX	E3 6.2009-8-24c	RK-001124	N/A	N/A	Jan. 18, 2019~ Mar. 01, 2019	N/A	Radiation (03CH13-HY)

Instrument	Manufacturer	Model No.	Serial No.	Characteristics	Calibration Date	Test Date	Due Date	Remark
<CDD Mode>								
Power Sensor	DARE	RadiPower	15I00041SNO09	10MHz~6GHz	May 07, 2018	Jan. 17, 2019~ Mar. 06, 2019	May 06, 2019	Conducted (TH05-HY)
Spectrum Analyzer	Rohde & Schwarz	FSP40	100057	9kHz-40GHz	Nov. 21, 2018	Jan. 17, 2019~ Mar. 06, 2019	Nov. 20, 2019	Conducted (TH05-HY)
Switch Box & RF Cable	Burgeon	ETF-058	EC1300484	N/A	Mar. 01, 2018	Jan. 17, 2019~ Mar. 06, 2019	Feb. 28, 2019	Conducted (TH05-HY)
<TXBF Mode>								
Power Sensor	DARE	RadiPower	15I00041SNO09	10MHz~6GHz	May 07, 2018	Jan. 30, 2019~ Mar. 12, 2019	May 06, 2019	Conducted (TH05-HY)
Spectrum Analyzer	Rohde & Schwarz	FSP40	100057	9kHz-40GHz	Nov. 21, 2018	Jan. 30, 2019~ Mar. 12, 2019	Nov. 20, 2019	Conducted (TH05-HY)
Switch Box & RF Cable	Burgeon	ETF-058	EC1300484	N/A	Oct. 28, 2018	Jan. 30, 2019~ Mar. 12, 2019	Sep. 27, 2019	Conducted (TH05-HY)

5 Uncertainty of Evaluation

Uncertainty of Conducted Emission Measurement (150kHz ~ 30MHz)

Measuring Uncertainty for a Level of Confidence of 95% (U = 2Uc(y))	2.2

Uncertainty of Radiated Emission Measurement (30 MHz ~ 1000 MHz)

Measuring Uncertainty for a Level of Confidence of 95% (U = 2Uc(y))	4.9

Uncertainty of Radiated Emission Measurement (1000 MHz ~ 18000 MHz)

Measuring Uncertainty for a Level of Confidence of 95% (U = 2Uc(y))	5.4

Uncertainty of Radiated Emission Measurement (18000 MHz ~ 40000 MHz)

Measuring Uncertainty for a Level of Confidence of 95% (U = 2Uc(y))	4.3

Appendix A. AC Conducted Emission Test Results

Test Mode :	Mode 1	**Temperature :**	23~24℃
Test Engineer :	Rick Lin	**Relative Humidity :**	51~53%
Test Voltage :	110Vac / 60Hz	**Phase :**	Line
Function Type :	WLAN (5GHz) Link + Bluetooth Link + Scanner + USB (3.1/Type C) Data Link with Notebook (Notebook to eMMC) + USB (2.0/Type A) Dongle Load + USB (2.0/Type A) USB Flash Drive + POE + LAN Link with AP + Headset for Sample 1		

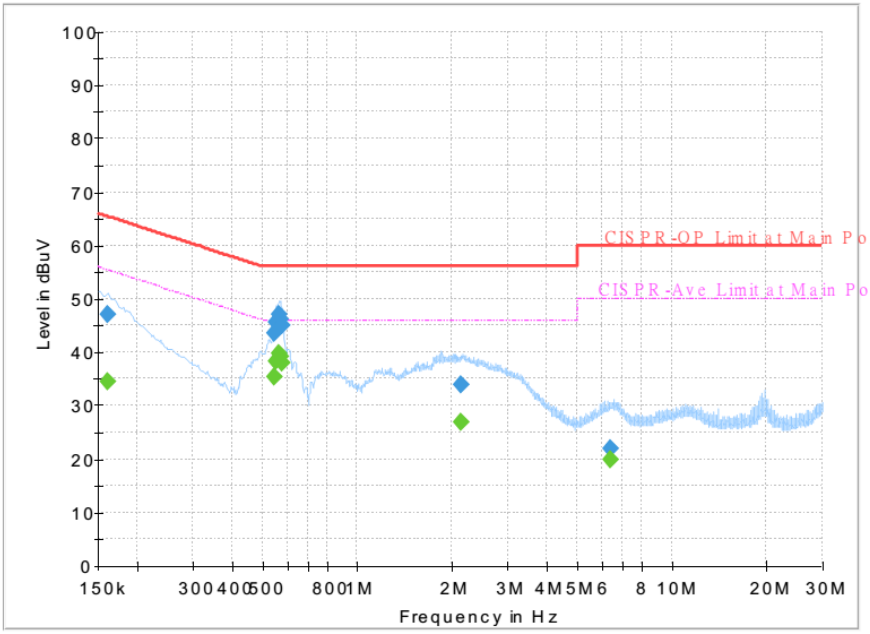

Final Result

Frequency (MHz)	QuasiPeak (dBuV)	CAverage (dBuV)	Limit (dBuV)	Margin (dB)	Line	Filter	Corr. (dB)
0.161250	---	34.54	55.40	20.86	L1	OFF	19.5
0.161250	47.21	---	65.40	18.19	L1	OFF	19.5
0.543750	---	35.51	46.00	10.49	L1	OFF	19.5
0.543750	43.60	---	56.00	12.40	L1	OFF	19.5
0.550500	---	38.44	46.00	7.56	L1	OFF	19.5
0.550500	45.75	---	56.00	10.25	L1	OFF	19.5
0.561750	---	39.84	46.00	6.16	L1	OFF	19.5
0.561750	47.19	---	56.00	8.81	L1	OFF	19.5
0.570750	---	39.28	46.00	6.72	L1	OFF	19.5
0.570750	46.27	---	56.00	9.73	L1	OFF	19.5
0.575250	---	38.11	46.00	7.89	L1	OFF	19.5
0.575250	44.89	---	56.00	11.11	L1	OFF	19.5
2.143500	---	26.85	46.00	19.15	L1	OFF	19.4
2.143500	33.87	---	56.00	22.13	L1	OFF	19.4
6.360000	---	19.82	50.00	30.18	L1	OFF	19.6
6.360000	21.96	---	60.00	38.04	L1	OFF	19.6

Test Mode :	Mode 1	**Temperature :**	23~24℃
Test Engineer :	Rick Lin	**Relative Humidity :**	51~53%
Test Voltage :	110Vac / 60Hz	**Phase :**	Neutral
Function Type :	WLAN (5GHz) Link + Bluetooth Link + Scanner + USB (3.1/Type C) Data Link with Notebook (Notebook to eMMC) + USB (2.0/Type A) Dongle Load + USB (2.0/Type A) USB Flash Drive + POE + LAN Link with AP + Headset for Sample 1		

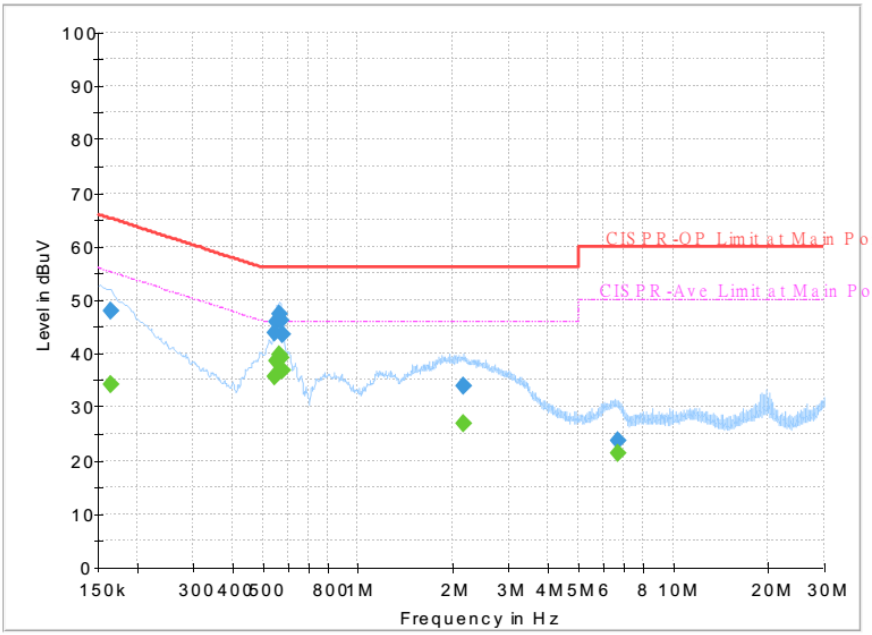

Final Result

Frequency (MHz)	QuasiPeak (dBuV)	CAverage (dBuV)	Limit (dBuV)	Margin (dB)	Line	Filter	Corr. (dB)
0.163500	---	34.34	55.28	20.94	N	OFF	19.5
0.163500	47.86	---	65.28	17.42	N	OFF	19.5
0.543750	---	35.82	46.00	10.18	N	OFF	19.5
0.543750	43.96	---	56.00	12.04	N	OFF	19.5
0.550500	---	38.67	46.00	7.33	N	OFF	19.5
0.550500	46.03	---	56.00	9.97	N	OFF	19.5
0.564000	---	39.83	46.00	6.17	N	OFF	19.5
0.564000	47.31	---	56.00	8.69	N	OFF	19.5
0.570750	---	39.23	46.00	6.77	N	OFF	19.5
0.570750	46.22	---	56.00	9.78	N	OFF	19.5
0.577500	---	36.73	46.00	9.27	N	OFF	19.5
0.577500	43.55	---	56.00	12.45	N	OFF	19.5
2.157000	---	26.90	46.00	19.10	N	OFF	19.4
2.157000	33.77	---	56.00	22.23	N	OFF	19.4
6.668250	---	21.30	50.00	28.70	N	OFF	19.6
6.668250	23.72	---	60.00	36.28	N	OFF	19.6

Appendix B. Radiated Spurious Emission

Test Engineer :	Alex Jheng, Fu Chen, and Wilson Wu	Temperature :	24~26°C
		Relative Humidity :	49~53%

<CDD Mode>

Band 1 - 5150~5250MHz

WIFI 802.11a (Band Edge @ 3m)

WIFI Ant. 1	Note	Frequency (MHz)	Level (dBμV/m)	Over Limit (dB)	Limit Line (dBμV/m)	Read Level (dBμV)	Antenna Factor (dB/m)	Path Loss (dB)	Preamp Factor (dB)	Ant Pos (cm)	Table Pos (deg)	Peak Avg. (P/A)	Pol. (H/V)
802.11a CH 36 5180MHz		5148.98	60	-14	74	49.68	31.69	8.18	29.55	400	257	P	H
		5149.5	44.02	-9.98	54	33.7	31.69	8.18	29.55	400	257	A	H
	*	5180	106.61	-	-	96.23	31.71	8.22	29.55	400	257	P	H
	*	5180	99.21	-	-	88.83	31.71	8.22	29.55	400	257	A	H
													H
		5149.76	68.18	-5.82	74	57.86	31.69	8.18	29.55	210	344	P	V
		5149.24	49.14	-4.86	54	38.82	31.69	8.18	29.55	210	344	A	V
	*	5180	114.88	-	-	104.5	31.71	8.22	29.55	210	344	P	V
	*	5180	107.35	-	-	96.97	31.71	8.22	29.55	210	344	A	V
													V
802.11a CH 44 5220MHz		5023.14	52.23	-21.77	74	42.12	31.62	8.02	29.53	386	262	P	H
		5090.22	42.43	-11.57	54	32.21	31.66	8.1	29.54	386	262	A	H
	*	5220	107.52	-	-	97.1	31.73	8.25	29.56	386	262	P	H
	*	5220	99.7	-	-	89.28	31.73	8.25	29.56	386	262	A	H
		5453.84	51.88	-22.12	74	41.14	31.87	8.46	29.59	386	262	P	H
		5453	41.58	-12.42	54	30.85	31.87	8.45	29.59	386	262	A	H
		5150	58.06	-15.94	74	47.74	31.69	8.18	29.55	206	343	P	V
		5145.86	43.67	-10.33	54	33.36	31.69	8.17	29.55	206	343	A	V
	*	5220	114.75	-	-	104.33	31.73	8.25	29.56	206	343	P	V
	*	5220	107.23	-	-	96.81	31.73	8.25	29.56	206	343	A	V
		5452.72	52.34	-21.66	74	41.61	31.87	8.45	29.59	206	343	P	V
		5453	44.32	-9.68	54	33.59	31.87	8.45	29.59	206	343	A	V

802.11a CH 48 5240MHz		5145.08	52.19	-21.81	74	41.88	31.69	8.17	29.55	400	264	P	H
		5096.98	42.27	-11.73	54	32.04	31.66	8.11	29.54	400	264	A	H
	*	5240	108.59	-	-	98.16	31.74	8.25	29.56	400	264	P	H
	*	5240	100.95	-	-	90.52	31.74	8.25	29.56	400	264	A	H
		5373.2	51.24	-22.76	74	40.69	31.82	8.3	29.57	400	264	P	H
		5452.72	41.6	-12.4	54	30.87	31.87	8.45	29.59	400	264	A	H
		5147.68	55.89	-18.11	74	45.58	31.69	8.17	29.55	203	343	P	V
		5149.76	43.44	-10.56	54	33.12	31.69	8.18	29.55	203	343	A	V
	*	5240	115.09	-	-	104.66	31.74	8.25	29.56	203	343	P	V
	*	5240	107.19	-	-	96.76	31.74	8.25	29.56	203	343	A	V
		5350.24	56.97	-17.03	74	46.44	31.81	8.29	29.57	203	343	P	V
		5453	44.23	-9.77	54	33.5	31.87	8.45	29.59	203	343	A	V
Remark	1. No other spurious found. 2. All results are PASS against Peak and Average limit line.												

Band 1 5150~5250MHz

WIFI 802.11a (Harmonic @ 3m)

WIFI Ant.	Note	Frequency	Level	Over Limit	Limit Line	Read Level	Antenna Factor	Path Loss	Preamp Factor	Ant Pos	Table Pos	Peak Avg.	Pol.
1		(MHz)	(dBμV/m)	(dB)	(dBμV/m)	(dBμV)	(dB/m)	(dB)	(dB)	(cm)	(deg)	(P/A)	(H/V)
802.11a CH 36 5180MHz		10360	45.98	-22.22	68.2	50.84	39.76	12.34	56.96	100	0	P	H
		15540	46.77	-27.23	74	50.18	38.62	14.62	56.65	100	0	P	H
													H
													H
		10360	45.22	-22.98	68.2	50.08	39.76	12.34	56.96	100	0	P	V
		15540	45.54	-28.46	74	48.95	38.62	14.62	56.65	100	0	P	V
													V
													V
802.11a CH 44 5220MHz		10440	46.25	-21.95	68.2	50.93	39.88	12.36	56.92	100	0	P	H
		15660	44.67	-29.33	74	48.18	38.33	14.67	56.51	100	0	P	H
													H
													H
		10440	46.82	-21.38	68.2	51.5	39.88	12.36	56.92	100	0	P	V
		15660	45.32	-28.68	74	48.83	38.33	14.67	56.51	100	0	P	V
													V
													V
802.11a CH 48 5240MHz		10480	47.11	-21.09	68.2	51.68	39.97	12.37	56.91	100	0	P	H
		15720	45.9	-28.1	74	49.49	38.16	14.69	56.44	100	0	P	H
													H
													H
		10480	46.85	-21.35	68.2	51.42	39.97	12.37	56.91	100	0	P	V
		15720	45.26	-28.74	74	48.85	38.16	14.69	56.44	100	0	P	V
													V
													V
Remark	1. No other spurious found. 2. All results are PASS against Peak and Average limit line.												

Band 1 5150~5250MHz

WIFI 802.11n HT20 (Band Edge @ 3m)

WIFI Ant.	Note	Frequency	Level	Over Limit	Limit Line	Read Level	Antenna Factor	Path Loss	Preamp Factor	Ant Pos	Table Pos	Peak Avg.	Pol.
1		(MHz)	(dBμV/m)	(dB)	(dBμV/m)	(dBμV)	(dB/m)	(dB)	(dB)	(cm)	(deg)	(P/A)	(H/V)
802.11n HT20 CH 36 5180MHz		5100.36	51.24	-22.76	74	41	31.66	8.12	29.54	100	101	P	H
		5130	42.83	-11.17	54	32.55	31.68	8.15	29.55	100	101	A	H
	*	5180	103.16	-	-	92.78	31.71	8.22	29.55	100	101	P	H
	*	5180	95.52	-	-	85.14	31.71	8.22	29.55	100	101	A	H
													H
													H
		5148.72	56.37	-17.63	74	46.05	31.69	8.18	29.55	187	340	P	V
		5149.76	48.37	-5.63	54	38.05	31.69	8.18	29.55	187	340	A	V
	*	5180	112.88	-	-	102.5	31.71	8.22	29.55	187	340	P	V
	*	5180	105.37	-	-	94.99	31.71	8.22	29.55	187	340	A	V
													V
													V
802.11n HT20 CH 44 5220MHz		5071.24	51.37	-22.63	74	41.19	31.64	8.08	29.54	390	259	P	H
		5147.42	42.45	-11.55	54	32.14	31.69	8.17	29.55	390	259	A	H
	*	5220	107.34	-	-	96.92	31.73	8.25	29.56	390	259	P	H
	*	5220	99.59	-	-	89.17	31.73	8.25	29.56	390	259	A	H
		5459.44	49.92	-24.08	74	39.17	31.87	8.47	29.59	390	259	P	H
		5448.24	41.68	-12.32	54	30.95	31.87	8.44	29.58	390	259	A	H
		5148.46	53.82	-20.18	74	43.5	31.69	8.18	29.55	197	342	P	V
		5147.68	45.15	-8.85	54	34.84	31.69	8.17	29.55	197	342	A	V
	*	5220	114.13	-	-	103.71	31.73	8.25	29.56	197	342	P	V
	*	5220	106.5	-	-	96.08	31.73	8.25	29.56	197	342	A	V
		5417.16	51.35	-22.65	74	40.72	31.85	8.36	29.58	197	342	P	V
		5452.72	43.83	-10.17	54	33.1	31.87	8.45	29.59	197	342	A	V

802.11n HT20 CH 48 5240MHz		5092.04	51.8	-22.2	74	41.57	31.66	8.11	29.54	400	262	P	H
		5064.74	42.36	-11.64	54	32.19	31.64	8.07	29.54	400	262	A	H
	*	5240	106.54	-	-	96.11	31.74	8.25	29.56	400	262	P	H
	*	5240	98.97	-	-	88.54	31.74	8.25	29.56	400	262	A	H
		5454.68	49.8	-24.2	74	39.06	31.87	8.46	29.59	400	262	P	H
		5453	41.57	-12.43	54	30.84	31.87	8.45	29.59	400	262	A	H
		5132.34	52.35	-21.65	74	42.06	31.68	8.16	29.55	197	342	P	V
		5145.34	43.26	-10.74	54	32.95	31.69	8.17	29.55	197	342	A	V
	*	5240	115.04	-	-	104.61	31.74	8.25	29.56	197	342	P	V
	*	5240	106.95	-	-	96.52	31.74	8.25	29.56	197	342	A	V
		5388.32	51.35	-22.65	74	40.79	31.83	8.31	29.58	197	342	P	V
		5452.72	43.96	-10.04	54	33.23	31.87	8.45	29.59	197	342	A	V
Remark	1. No other spurious found. 2. All results are PASS against Peak and Average limit line.												

Band 1 5150~5250MHz

WIFI 802.11n HT20 (Harmonic @ 3m)

WIFI Ant.	Note	Frequency	Level	Over Limit	Limit Line	Read Level	Antenna Factor	Path Loss	Preamp Factor	Ant Pos	Table Pos	Peak Avg.	Pol.
1		(MHz)	(dBμV/m)	(dB)	(dBμV/m)	(dBμV)	(dB/m)	(dB)	(dB)	(cm)	(deg)	(P/A)	(H/V)
802.11n HT20 CH 36 5180MHz		10360	45.72	-22.48	68.2	50.58	39.76	12.34	56.96	100	0	P	H
		15540	45.16	-28.84	74	48.57	38.62	14.62	56.65	100	0	P	H
													H
													H
		10360	45.77	-22.43	68.2	50.63	39.76	12.34	56.96	100	0	P	V
		15540	44.07	-29.93	74	47.48	38.62	14.62	56.65	100	0	P	V
													V
													V
802.11n HT20 CH 44 5220MHz		10440	46.64	-21.56	68.2	51.32	39.88	12.36	56.92	100	0	P	H
		15660	44.04	-29.96	74	47.55	38.33	14.67	56.51	100	0	P	H
													H
													H
		10440	46.51	-21.69	68.2	51.19	39.88	12.36	56.92	100	0	P	V
		15660	43.82	-30.18	74	47.33	38.33	14.67	56.51	100	0	P	V
													V
													V
802.11n HT20 CH 48 5240MHz		10480	46.29	-21.91	68.2	50.86	39.97	12.37	56.91	100	0	P	H
		15720	45.14	-28.86	74	48.73	38.16	14.69	56.44	100	0	P	H
													H
													H
		10480	47.01	-21.19	68.2	51.58	39.97	12.37	56.91	100	0	P	V
		15720	44.31	-29.69	74	47.9	38.16	14.69	56.44	100	0	P	V
													V
													V
Remark	1. No other spurious found. 2. All results are PASS against Peak and Average limit line.												

Band 1 5150~5250MHz

WIFI 802.11n HT40 (Band Edge @ 3m)

WIFI Ant.	Note	Frequency	Level	Over Limit	Limit Line	Read Level	Antenna Factor	Path Loss	Preamp Factor	Ant Pos	Table Pos	Peak Avg.	Pol.
1		(MHz)	(dBμV/m)	(dB)	(dBμV/m)	(dBμV)	(dB/m)	(dB)	(dB)	(cm)	(deg)	(P/A)	(H/V)
802.11n HT40 CH 38 5190MHz		5148.98	52.49	-21.51	74	42.17	31.69	8.18	29.55	400	258	P	H
		5149.24	44.95	-9.05	54	34.63	31.69	8.18	29.55	400	258	A	H
	*	5190	100.66	-	-	90.27	31.71	8.23	29.55	400	258	P	H
	*	5190	92.93	-	-	82.54	31.71	8.23	29.55	400	258	A	H
		5442.36	50.83	-23.17	74	40.13	31.86	8.42	29.58	400	258	P	H
		5453.28	42.1	-11.9	54	31.37	31.87	8.45	29.59	400	258	A	H
		5150	58.3	-15.7	74	47.98	31.69	8.18	29.55	183	341	P	V
		5150	50.66	-3.34	54	40.34	31.69	8.18	29.55	183	341	A	V
	*	5190	108.94	-	-	98.55	31.71	8.23	29.55	183	341	P	V
	*	5190	101.14	-	-	90.75	31.71	8.23	29.55	183	341	A	V
		5452.16	51.44	-22.56	74	40.71	31.87	8.45	29.59	183	341	P	V
		5452.72	43.6	-10.4	54	32.87	31.87	8.45	29.59	183	341	A	V
802.11n HT40 CH 46 5230MHz		5073.06	51.94	-22.06	74	41.75	31.65	8.08	29.54	391	259	P	H
		5149.76	43.77	-10.23	54	33.45	31.69	8.18	29.55	391	259	A	H
	*	5230	104.32	-	-	93.89	31.74	8.25	29.56	391	259	P	H
	*	5230	97.18	-	-	86.75	31.74	8.25	29.56	391	259	A	H
		5418.28	50.57	-23.43	74	39.94	31.85	8.36	29.58	391	259	P	H
		5459.16	42.23	-11.77	54	31.48	31.87	8.47	29.59	391	259	A	H
		5149.24	54.1	-19.9	74	43.78	31.69	8.18	29.55	193	343	P	V
		5149.24	47.12	-6.88	54	36.8	31.69	8.18	29.55	193	343	A	V
	*	5230	111.55	-	-	101.12	31.74	8.25	29.56	193	343	P	V
	*	5230	103.98	-	-	93.55	31.74	8.25	29.56	193	343	A	V
		5383.28	52.62	-21.38	74	42.07	31.83	8.3	29.58	193	343	P	V
		5351.92	44.89	-9.11	54	34.36	31.81	8.29	29.57	193	343	A	V
Remark	1. No other spurious found. 2. All results are PASS against Peak and Average limit line.												

Band 1 5150~5250MHz

WIFI 802.11n HT40 (Harmonic @ 3m)

WIFI Ant.	Note	Frequency	Level	Over Limit	Limit Line	Read Level	Antenna Factor	Path Loss	Preamp Factor	Ant Pos	Table Pos	Peak Avg.	Pol.
1		(MHz)	(dBμV/m)	(dB)	(dBμV/m)	(dBμV)	(dB/m)	(dB)	(dB)	(cm)	(deg)	(P/A)	(H/V)
802.11n HT40 CH 38 5190MHz		10380	46.96	-21.24	68.2	51.78	39.79	12.34	56.95	100	0	P	H
		15570	46.16	-27.84	74	49.63	38.53	14.62	56.62	100	0	P	H
													H
													H
		10380	46.99	-21.21	68.2	51.81	39.79	12.34	56.95	100	0	P	V
		15570	46	-28	74	49.47	38.53	14.62	56.62	100	0	P	V
													V
													V
802.11n HT40 CH 46 5230MHz		10460	46.9	-21.3	68.2	51.54	39.91	12.37	56.92	100	0	P	H
		15690	46.16	-27.84	74	49.72	38.24	14.67	56.47	100	0	P	H
													H
													H
		10460	46.14	-22.06	68.2	50.78	39.91	12.37	56.92	100	0	P	V
		15690	44.71	-29.29	74	48.27	38.24	14.67	56.47	100	0	P	V
													V
													V
Remark	1. No other spurious found. 2. All results are PASS against Peak and Average limit line.												

Band 1 5150~5250MHz

WIFI 802.11ac VHT80 (Band Edge @ 3m)

WIFI Ant.	Note	Frequency	Level	Over Limit	Limit Line	Read Level	Antenna Factor	Path Loss	Preamp Factor	Ant Pos	Table Pos	Peak Avg.	Pol.
1		(MHz)	(dBμV/m)	(dB)	(dBμV/m)	(dBμV)	(dB/m)	(dB)	(dB)	(cm)	(deg)	(P/A)	(H/V)
802.11ac VHT80 CH 42 5210MHz		5149.76	52.93	-21.07	74	42.61	31.69	8.18	29.55	394	259	P	H
		5147.42	45.92	-8.08	54	35.61	31.69	8.17	29.55	394	259	A	H
	*	5210	97.97	-	-	87.56	31.73	8.24	29.56	394	259	P	H
	*	5210	90.61	-	-	80.2	31.73	8.24	29.56	394	259	A	H
		5442.36	49.79	-24.21	74	39.09	31.86	8.42	29.58	394	259	P	H
		5444.88	42.29	-11.71	54	31.58	31.86	8.43	29.58	394	259	A	H
		5138.58	59.08	-14.92	74	48.79	31.68	8.16	29.55	183	342	P	V
		5149.5	52.04	-1.96	54	41.72	31.69	8.18	29.55	183	342	A	V
	*	5210	106.09	-	-	95.68	31.73	8.24	29.56	183	342	P	V
	*	5210	98.5	-	-	88.09	31.73	8.24	29.56	183	342	A	V
		5444.88	52.26	-21.74	74	41.55	31.86	8.43	29.58	183	342	P	V
		5452.72	45.05	-8.95	54	34.32	31.87	8.45	29.59	183	342	A	V
Remark	1. No other spurious found. 2. All results are PASS against Peak and Average limit line.												

Band 1 5150~5250MHz

WIFI 802.11ac VHT80 (Harmonic @ 3m)

WIFI Ant.	Note	Frequency	Level	Over Limit	Limit Line	Read Level	Antenna Factor	Path Loss	Preamp Factor	Ant Pos	Table Pos	Peak Avg.	Pol.
1		(MHz)	(dBμV/m)	(dB)	(dBμV/m)	(dBμV)	(dB/m)	(dB)	(dB)	(cm)	(deg)	(P/A)	(H/V)
802.11ac VHT80 CH 42 5210MHz		10420	46.78	-21.42	68.2	51.5	39.85	12.36	56.93	100	0	P	H
		15630	44.65	-29.35	74	48.17	38.37	14.65	56.54	100	0	P	H
													H
													H
		10420	47.47	-20.73	68.2	52.19	39.85	12.36	56.93	100	0	P	V
		15630	44.42	-29.58	74	47.94	38.37	14.65	56.54	100	0	P	V
													V
													V
Remark	1. No other spurious found. 2. All results are PASS against Peak and Average limit line.												

Band 2 - 5250~5350MHz

WIFI 802.11a (Band Edge @ 3m)

WIFI	Note	Frequency	Level	Over	Limit	Read	Antenna	Path	Preamp	Ant	Table	Peak	Pol.
Ant.				Limit	Line	Level	Factor	Loss	Factor	Pos	Pos	Avg.	
1		(MHz)	(dBμV/m)	(dB)	(dBμV/m)	(dBμV)	(dB/m)	(dB)	(dB)	(cm)	(deg)	(P/A)	(H/V)
802.11a CH 52 5260MHz		5000	53.02	-20.98	74	42.96	31.6	7.99	29.53	400	263	P	H
		5045.9	42.41	-11.59	54	32.27	31.63	8.05	29.54	400	263	A	H
	*	5260	107.85	-	-	97.39	31.76	8.26	29.56	400	263	P	H
	*	5260	100.26	-	-	89.8	31.76	8.26	29.56	400	263	A	H
		5361.6	52.7	-21.3	74	42.15	31.82	8.3	29.57	400	263	P	H
		5452.56	41.57	-12.43	54	30.84	31.87	8.45	29.59	400	263	A	H
		5143.82	53.44	-20.56	74	43.13	31.69	8.17	29.55	204	343	P	V
		5145.52	42.9	-11.1	54	32.59	31.69	8.17	29.55	204	343	A	V
	*	5260	115.44	-	-	104.98	31.76	8.26	29.56	204	343	P	V
	*	5260	107.73	-	-	97.27	31.76	8.26	29.56	204	343	A	V
		5357.76	57.74	-16.26	74	47.2	31.81	8.3	29.57	204	343	P	V
		5350.08	45.1	-8.9	54	34.57	31.81	8.29	29.57	204	343	A	V
802.11a CH 60 5300MHz		5081.94	51.84	-22.16	74	41.64	31.65	8.09	29.54	395	267	P	H
		5054.74	42.36	-11.64	54	32.2	31.64	8.06	29.54	395	267	A	H
	*	5300	107.87	-	-	97.39	31.78	8.27	29.57	395	267	P	H
	*	5300	99.94	-	-	89.46	31.78	8.27	29.57	395	267	A	H
		5350.32	56.42	-17.58	74	45.89	31.81	8.29	29.57	395	267	P	H
		5354.4	42.06	-11.94	54	31.53	31.81	8.29	29.57	395	267	A	H
		5015.98	53.05	-20.95	74	42.96	31.61	8.01	29.53	200	344	P	V
		5145.52	42.74	-11.26	54	32.43	31.69	8.17	29.55	200	344	A	V
	*	5300	115.08	-	-	104.6	31.78	8.27	29.57	200	344	P	V
	*	5300	107.37	-	-	96.89	31.78	8.27	29.57	200	344	A	V
		5352.72	64.43	-9.57	74	53.9	31.81	8.29	29.57	200	344	P	V
		5350.56	46.91	-7.09	54	36.38	31.81	8.29	29.57	200	344	A	V

802.11a CH 64 5320MHz	*	5320	107.24	-	-	96.74	31.79	8.28	29.57	392	266	P	H
	*	5320	99.47	-	-	88.97	31.79	8.28	29.57	392	266	A	H
		5350.24	62.17	-11.83	74	51.64	31.81	8.29	29.57	392	266	P	H
		5350.56	44.52	-9.48	54	33.99	31.81	8.29	29.57	392	266	A	H
													H
													H
	*	5320	115.03	-	-	104.53	31.79	8.28	29.57	199	343	P	V
	*	5320	107.48	-	-	96.98	31.79	8.28	29.57	199	343	A	V
		5350.88	71.02	-2.98	74	60.49	31.81	8.29	29.57	199	343	P	V
		5358.88	52.88	-1.12	54	42.34	31.81	8.3	29.57	199	343	A	V
													V
													V
Remark	1. No other spurious found. 2. All results are PASS against Peak and Average limit line.												

Band 2 5250~5350MHz

WIFI 802.11a (Harmonic @ 3m)

WIFI Ant.	Note	Frequency	Level	Over Limit	Limit Line	Read Level	Antenna Factor	Path Loss	Preamp Factor	Ant Pos	Table Pos	Peak Avg.	Pol.
1		(MHz)	(dBμV/m)	(dB)	(dBμV/m)	(dBμV)	(dB/m)	(dB)	(dB)	(cm)	(deg)	(P/A)	(H/V)
802.11a CH 52 5260MHz		10520	48.14	-20.06	68.2	52.61	40.02	12.39	56.88	100	0	P	H
		15780	43.78	-30.22	74	47.38	38.04	14.72	56.36	100	0	P	H
													H
													H
		10520	48.54	-19.66	68.2	53.01	40.02	12.39	56.88	100	0	P	V
		15780	44.18	-29.82	74	47.78	38.04	14.72	56.36	100	0	P	V
													V
													V
802.11a CH 60 5300MHz		10600	47.02	-26.98	74	51.33	40.1	12.41	56.82	100	0	P	H
		15900	44.24	-29.76	74	47.94	37.75	14.77	56.22	100	0	P	H
													H
													H
		10600	48.11	-25.89	74	52.42	40.1	12.41	56.82	100	0	P	V
		15900	44.12	-29.88	74	47.82	37.75	14.77	56.22	100	0	P	V
													V
													V
802.11a CH 64 5320MHz		10640	48.37	-25.63	74	52.61	40.14	12.41	56.79	100	0	P	H
		15960	44.89	-29.11	74	48.67	37.58	14.79	56.15	100	0	P	H
													H
													H
		10640	47.03	-26.97	74	51.27	40.14	12.41	56.79	100	0	P	V
		15960	45.57	-28.43	74	49.35	37.58	14.79	56.15	100	0	P	V
													V
													V
Remark	1. No other spurious found. 2. All results are PASS against Peak and Average limit line.												

Band 2 5250~5350MHz

WIFI 802.11n HT20 (Band Edge @ 3m)

WIFI Ant.	Note	Frequency	Level	Over Limit	Limit Line	Read Level	Antenna Factor	Path Loss	Preamp Factor	Ant Pos	Table Pos	Peak Avg.	Pol.
1		(MHz)	(dBμV/m)	(dB)	(dBμV/m)	(dBμV)	(dB/m)	(dB)	(dB)	(cm)	(deg)	(P/A)	(H/V)
802.11n HT20 CH 52 5260MHz		5071.4	51.37	-22.63	74	41.19	31.64	8.08	29.54	400	263	P	H
		5054.4	42.3	-11.7	54	32.15	31.63	8.06	29.54	400	263	A	H
	*	5260	107.58	-	-	97.12	31.76	8.26	29.56	400	263	P	H
	*	5260	99.23	-	-	88.77	31.76	8.26	29.56	400	263	A	H
		5451.12	50.07	-23.93	74	39.34	31.87	8.45	29.59	400	263	P	H
		5452.08	41.54	-12.46	54	30.81	31.87	8.45	29.59	400	263	A	H
		5134.98	52.56	-21.44	74	42.27	31.68	8.16	29.55	189	342	P	V
		5145.52	42.89	-11.11	54	32.58	31.69	8.17	29.55	189	342	A	V
	*	5260	114.7	-	-	104.24	31.76	8.26	29.56	189	342	P	V
	*	5260	106.93	-	-	96.47	31.76	8.26	29.56	189	342	A	V
		5372.16	51.7	-22.3	74	41.15	31.82	8.3	29.57	189	342	P	V
		5350.32	44.26	-9.74	54	33.73	31.81	8.29	29.57	189	342	A	V
802.11n HT20 CH 60 5300MHz		5024.48	52.37	-21.63	74	42.26	31.62	8.02	29.53	217	40	P	H
		5046.92	42.44	-11.56	54	32.3	31.63	8.05	29.54	217	40	A	H
	*	5300	106.92	-	-	96.44	31.78	8.27	29.57	217	40	P	H
	*	5300	98.97	-	-	88.49	31.78	8.27	29.57	217	40	A	H
		5352.72	56.14	-17.86	74	45.61	31.81	8.29	29.57	217	40	P	H
		5350.56	42.46	-11.54	54	31.93	31.81	8.29	29.57	217	40	A	H
		5094.86	53.3	-20.7	74	43.07	31.66	8.11	29.54	204	342	P	V
		5107.44	42.85	-11.15	54	32.6	31.67	8.12	29.54	204	342	A	V
	*	5300	115.45	-	-	104.97	31.78	8.27	29.57	204	342	P	V
	*	5300	107.35	-	-	96.87	31.78	8.27	29.57	204	342	A	V
		5351.52	64.73	-9.27	74	54.2	31.81	8.29	29.57	204	342	P	V
		5350.8	47.6	-6.4	54	37.07	31.81	8.29	29.57	204	342	A	V

802.11n HT20 CH 64 5320MHz	*	5320	106.64	-	-	96.14	31.79	8.28	29.57	211	40	P	H
	*	5320	99.03	-	-	88.53	31.79	8.28	29.57	211	40	A	H
		5350.4	60.5	-13.5	74	49.97	31.81	8.29	29.57	211	40	P	H
		5350.4	43.88	-10.12	54	33.35	31.81	8.29	29.57	211	40	A	H
													H
													H
	*	5320	114.87	-	-	104.37	31.79	8.28	29.57	201	341	P	V
	*	5320	107	-	-	96.5	31.79	8.28	29.57	201	341	A	V
		5350.24	68.67	-5.33	74	58.14	31.81	8.29	29.57	201	341	P	V
		5350.24	49.87	-4.13	54	39.34	31.81	8.29	29.57	201	341	A	V
													V
													V
Remark	1. No other spurious found. 2. All results are PASS against Peak and Average limit line.												

Band 2 5250~5350MHz

WIFI 802.11n HT20 (Harmonic @ 3m)

WIFI Ant.	Note	Frequency	Level	Over Limit	Limit Line	Read Level	Antenna Factor	Path Loss	Preamp Factor	Ant Pos	Table Pos	Peak Avg.	Pol.
1		(MHz)	(dBμV/m)	(dB)	(dBμV/m)	(dBμV)	(dB/m)	(dB)	(dB)	(cm)	(deg)	(P/A)	(H/V)
802.11n HT20 CH 52 5260MHz		10520	46.98	-21.22	68.2	51.45	40.02	12.39	56.88	100	0	P	H
		15780	43.98	-30.02	74	47.58	38.04	14.72	56.36	100	0	P	H
													H
													H
		10520	47.78	-20.42	68.2	52.25	40.02	12.39	56.88	100	0	P	V
		15780	44.82	-29.18	74	48.42	38.04	14.72	56.36	100	0	P	V
													V
													V
802.11n HT20 CH 60 5300MHz		10600	46.26	-27.74	74	50.57	40.1	12.41	56.82	100	0	P	H
		15900	44.17	-29.83	74	47.87	37.75	14.77	56.22	100	0	P	H
													H
													H
		10600	46.4	-27.6	74	50.71	40.1	12.41	56.82	100	0	P	V
		15900	44.23	-29.77	74	47.93	37.75	14.77	56.22	100	0	P	V
													V
													V
802.11n HT20 CH 64 5320MHz		10640	48.25	-25.75	74	52.49	40.14	12.41	56.79	100	0	P	H
		15960	45.15	-28.85	74	48.93	37.58	14.79	56.15	100	0	P	H
													H
													H
		10640	47.53	-26.47	74	51.77	40.14	12.41	56.79	100	0	P	V
		15960	44.61	-29.39	74	48.39	37.58	14.79	56.15	100	0	P	V
													V
													V
Remark	1. No other spurious found. 2. All results are PASS against Peak and Average limit line.												

Band 2 5250~5350MHz

WIFI 802.11n HT40 (Band Edge @ 3m)

WIFI Ant.	Note	Frequency	Level	Over Limit	Limit Line	Read Level	Antenna Factor	Path Loss	Preamp Factor	Ant Pos	Table Pos	Peak Avg.	Pol.
1		(MHz)	(dBμV/m)	(dB)	(dBμV/m)	(dBμV)	(dB/m)	(dB)	(dB)	(cm)	(deg)	(P/A)	(H/V)
802.11n HT40 CH 54 5270MHz		5117.64	52.94	-21.06	74	42.67	31.67	8.14	29.54	213	41	P	H
		5046.24	43.29	-10.71	54	33.15	31.63	8.05	29.54	213	41	A	H
	*	5270	103.98	-	-	93.52	31.76	8.26	29.56	213	41	P	H
	*	5270	96.83	-	-	86.37	31.76	8.26	29.56	213	41	A	H
		5351.76	58.45	-15.55	74	47.92	31.81	8.29	29.57	213	41	P	H
		5350.08	45.08	-8.92	54	34.55	31.81	8.29	29.57	213	41	A	H
		5147.22	55.36	-18.64	74	45.05	31.69	8.17	29.55	204	342	P	V
		5149.6	44.39	-9.61	54	34.07	31.69	8.18	29.55	204	342	A	V
	*	5270	112.29	-	-	101.83	31.76	8.26	29.56	204	342	P	V
	*	5270	104.79	-	-	94.33	31.76	8.26	29.56	204	342	A	V
		5350.56	67.08	-6.92	74	56.55	31.81	8.29	29.57	204	342	P	V
		5350.8	51.19	-2.81	54	40.66	31.81	8.29	29.57	204	342	A	V
802.11n HT40 CH 62 5310MHz		5014.28	52.3	-21.7	74	42.21	31.61	8.01	29.53	397	266	P	H
		5074.8	43.01	-10.99	54	32.82	31.65	8.08	29.54	397	266	A	H
	*	5310	101.08	-	-	90.58	31.79	8.28	29.57	397	266	P	H
	*	5310	93.7	-	-	83.2	31.79	8.28	29.57	397	266	A	H
		5354.4	51.04	-22.96	74	40.51	31.81	8.29	29.57	397	266	P	H
		5351.04	43.5	-10.5	54	32.97	31.81	8.29	29.57	397	266	A	H
		5049.64	52.04	-21.96	74	41.9	31.63	8.05	29.54	187	340	P	V
		5145.52	43.48	-10.52	54	33.17	31.69	8.17	29.55	187	340	A	V
	*	5310	109.18	-	-	98.68	31.79	8.28	29.57	187	340	P	V
	*	5310	101.43	-	-	90.93	31.79	8.28	29.57	187	340	A	V
		5351.04	58.26	-15.74	74	47.73	31.81	8.29	29.57	187	340	P	V
		5351.76	51.47	-2.53	54	40.94	31.81	8.29	29.57	187	340	A	V
Remark	1. No other spurious found. 2. All results are PASS against Peak and Average limit line.												

Band 2 5250~5350MHz

WIFI 802.11n HT40 (Harmonic @ 3m)

WIFI Ant.	Note	Frequency	Level	Over Limit	Limit Line	Read Level	Antenna Factor	Path Loss	Preamp Factor	Ant Pos	Table Pos	Peak Avg.	Pol.
1		(MHz)	(dBμV/m)	(dB)	(dBμV/m)	(dBμV)	(dB/m)	(dB)	(dB)	(cm)	(deg)	(P/A)	(H/V)
802.11n HT40 CH 54 5270MHz		10540	47.28	-20.92	68.2	51.73	40.03	12.39	56.87	100	0	P	H
		15810	44.48	-29.52	74	48.12	37.96	14.73	56.33	100	0	P	H
													H
													H
		10540	47.99	-20.21	68.2	52.44	40.03	12.39	56.87	100	0	P	V
		15810	44.98	-29.02	74	48.62	37.96	14.73	56.33	100	0	P	V
													V
													V
802.11n HT40 CH 62 5310MHz		10620	46.34	-27.66	74	50.61	40.12	12.41	56.8	100	0	P	H
		15930	44.64	-29.36	74	48.37	37.67	14.78	56.18	100	0	P	H
													H
													H
		10620	45.68	-28.32	74	49.95	40.12	12.41	56.8	100	0	P	V
		15930	44.49	-29.51	74	48.22	37.67	14.78	56.18	100	0	P	V
													V
													V
Remark	1. No other spurious found. 2. All results are PASS against Peak and Average limit line.												

Band 2 5250~5350MHz

WIFI 802.11ac VHT80 (Band Edge @ 3m)

WIFI Ant.	Note	Frequency	Level	Over Limit	Limit Line	Read Level	Antenna Factor	Path Loss	Preamp Factor	Ant Pos	Table Pos	Peak Avg.	Pol.
1		(MHz)	(dBμV/m)	(dB)	(dBμV/m)	(dBμV)	(dB/m)	(dB)	(dB)	(cm)	(deg)	(P/A)	(H/V)
802.11ac VHT80 CH 58 5290MHz		5010.2	51.89	-22.11	74	41.81	31.61	8	29.53	101	118	P	H
		5087.72	42.89	-11.11	54	32.68	31.65	8.1	29.54	101	118	A	H
	*	5290	95.08	-	-	84.6	31.77	8.27	29.56	101	118	P	H
	*	5290	87.59	-	-	77.11	31.77	8.27	29.56	101	118	A	H
		5362.8	52.13	-21.87	74	41.58	31.82	8.3	29.57	101	118	P	H
		5350.56	44.72	-9.28	54	34.19	31.81	8.29	29.57	101	118	A	H
		5096.56	51.39	-22.61	74	41.16	31.66	8.11	29.54	178	342	P	V
		5027.88	43.21	-10.79	54	33.1	31.62	8.02	29.53	178	342	A	V
	*	5290	105.05	-	-	94.57	31.77	8.27	29.56	178	342	P	V
	*	5290	97.69	-	-	87.21	31.77	8.27	29.56	178	342	A	V
		5369.28	58.67	-15.33	74	48.12	31.82	8.3	29.57	178	342	P	V
		5351.76	52.16	-1.84	54	41.63	31.81	8.29	29.57	178	342	A	V
Remark	1. No other spurious found. 2. All results are PASS against Peak and Average limit line.												

Band 2 5250~5350MHz

WIFI 802.11ac VHT80 (Harmonic @ 3m)

WIFI Ant.	Note	Frequency	Level	Over Limit	Limit Line	Read Level	Antenna Factor	Path Loss	Preamp Factor	Ant Pos	Table Pos	Peak Avg.	Pol.
1		(MHz)	(dBμV/m)	(dB)	(dBμV/m)	(dBμV)	(dB/m)	(dB)	(dB)	(cm)	(deg)	(P/A)	(H/V)
802.11ac VHT80 CH 58 5290MHz		10580	46.61	-21.59	68.2	50.96	40.09	12.4	56.84	100	0	P	H
		15870	45.96	-28.04	74	49.68	37.79	14.75	56.26	100	0	P	H
													H
													H
		10580	47.1	-21.1	68.2	51.45	40.09	12.4	56.84	100	0	P	V
		15870	44.84	-29.16	74	48.56	37.79	14.75	56.26	100	0	P	V
													V
													V
Remark	1. No other spurious found. 2. All results are PASS against Peak and Average limit line.												

Band 3 - 5470~5725MHz

WIFI 802.11a (Band Edge @ 3m)

WIFI	Note	Frequency	Level	Over	Limit	Read	Antenna	Path	Preamp	Ant	Table	Peak	Pol.
Ant.				Limit	Line	Level	Factor	Loss	Factor	Pos	Pos	Avg.	
1		(MHz)	(dBμV/m)	(dB)	(dBμV/m)	(dBμV)	(dB/m)	(dB)	(dB)	(cm)	(deg)	(P/A)	(H/V)
802.11a CH 100 5500MHz		5449.84	51.82	-22.18	74	41.1	31.87	8.44	29.59	101	123	P	H
		5469.84	53.18	-15.02	68.2	42.39	31.88	8.5	29.59	101	123	P	H
		5456.4	42.87	-11.13	54	32.13	31.87	8.46	29.59	101	123	A	H
	*	5500	106.43	-	-	95.54	31.9	8.58	29.59	101	123	P	H
	*	5500	98.59	-	-	87.7	31.9	8.58	29.59	101	123	A	H
													H
		5454.32	56.51	-17.49	74	45.77	31.87	8.46	29.59	227	341	P	V
		5468.4	58.08	-10.12	68.2	47.3	31.88	8.49	29.59	227	341	P	V
		5452.88	48.05	-5.95	54	37.32	31.87	8.45	29.59	227	341	A	V
	*	5500	114.93	-	-	104.04	31.9	8.58	29.59	227	341	P	V
	*	5500	107.16	-	-	96.27	31.9	8.58	29.59	227	341	A	V
													V
802.11a CH 116 5580MHz		5454.64	50.02	-23.98	74	39.28	31.87	8.46	29.59	106	117	P	H
		5461.6	50.7	-17.5	68.2	39.94	31.87	8.48	29.59	106	117	P	H
		5458.96	41.65	-12.35	54	30.9	31.87	8.47	29.59	106	117	A	H
	*	5580	107.27	-	-	96.1	32	8.8	29.63	106	117	P	H
	*	5580	99.07	-	-	87.9	32	8.8	29.63	106	117	A	H
		5730.665	51.36	-16.84	68.2	40.02	32.21	8.82	29.69	106	117	P	H
		5431.12	50.54	-23.46	74	39.87	31.86	8.39	29.58	221	341	P	V
		5464.72	51.26	-16.94	68.2	40.49	31.88	8.48	29.59	221	341	P	V
		5452.72	43.66	-10.34	54	32.93	31.87	8.45	29.59	221	341	A	V
	*	5580	113.66	-	-	102.49	32	8.8	29.63	221	341	P	V
	*	5580	106.03	-	-	94.86	32	8.8	29.63	221	341	A	V
		5746.415	51.29	-16.91	68.2	39.93	32.24	8.81	29.69	221	341	P	V

802.11a CH 140 5700MHz	*	5700	106.43	-	-	95.1	32.17	8.83	29.67	100	132	P	H
	*	5700	99.13	-	-	87.8	32.17	8.83	29.67	100	132	A	H
		5726.6	54.51	-13.69	68.2	43.16	32.21	8.82	29.68	100	132	P	H
													H
													H
													H
	*	5700	113.84	-	-	102.51	32.17	8.83	29.67	197	360	P	V
	*	5700	106.53	-	-	95.2	32.17	8.83	29.67	197	360	A	V
		5726.12	59.06	-9.14	68.2	47.71	32.21	8.82	29.68	197	360	P	V
													V
													V
													V
Remark	1. No other spurious found. 2. All results are PASS against Peak and Average limit line.												

Band 3 - 5470~5725MHz

WIFI 802.11a (Harmonic @ 3m)

WIFI Ant.	Note	Frequency	Level	Over Limit	Limit Line	Read Level	Antenna Factor	Path Loss	Preamp Factor	Ant Pos	Table Pos	Peak Avg.	Pol.
1		(MHz)	(dBμV/m)	(dB)	(dBμV/m)	(dBμV)	(dB/m)	(dB)	(dB)	(cm)	(deg)	(P/A)	(H/V)
802.11a CH 100 5500MHz		11000	58.8	-15.2	74	62.29	40.5	12.51	56.5	111	88	P	H
		11000	48.12	-5.88	54	51.61	40.5	12.51	56.5	111	88	A	H
		16500	47.8	-20.4	68.2	49.18	39.4	14.92	55.7	100	0	P	H
													H
		11000	58.95	-15.05	74	62.44	40.5	12.51	56.5	105	169	P	V
		11000	48.38	-5.62	54	51.87	40.5	12.51	56.5	105	169	A	V
		16500	46.62	-21.58	68.2	48	39.4	14.92	55.7	100	0	P	V
													V
802.11a CH 116 5580MHz		11160	60.26	-13.74	74	63.81	40.3	12.59	56.44	129	348	P	H
		11160	50.36	-3.64	54	53.91	40.3	12.59	56.44	129	348	A	H
		16740	46.58	-21.62	68.2	47.82	39.69	14.96	55.89	100	0	P	H
													H
		11160	61.17	-12.83	74	64.72	40.3	12.59	56.44	198	19	P	V
		11160	50.53	-3.47	54	54.08	40.3	12.59	56.44	198	19	A	V
		16740	45.93	-22.27	68.2	47.17	39.69	14.96	55.89	100	0	P	V
													V
802.11a CH 140 5700MHz		11400	55.68	-18.32	74	59.29	40.02	12.71	56.34	188	56	P	H
		11400	45.33	-8.67	54	48.94	40.02	12.71	56.34	188	56	A	H
		17100	48.63	-19.57	68.2	49.51	40.36	15.06	56.3	100	0	P	H
													H
		11400	55.93	-18.07	74	59.54	40.02	12.71	56.34	284	8	P	V
		11400	46.42	-7.58	54	50.03	40.02	12.71	56.34	284	8	A	V
		17100	48.23	-19.97	68.2	49.11	40.36	15.06	56.3	100	0	P	V
													V
Remark	1. No other spurious found. 2. All results are PASS against Peak and Average limit line.												

Band 3 - 5470~5725MHz

WIFI 802.11n HT20 (Band Edge @ 3m)

WIFI Ant.	Note	Frequency	Level	Over Limit	Limit Line	Read Level	Antenna Factor	Path Loss	Preamp Factor	Ant Pos	Table Pos	Peak Avg.	Pol.
1		(MHz)	(dBμV/m)	(dB)	(dBμV/m)	(dBμV)	(dB/m)	(dB)	(dB)	(cm)	(deg)	(P/A)	(H/V)
802.11n HT20 CH 100 5500MHz		5454	52.51	-21.49	74	41.77	31.87	8.46	29.59	100	122	P	H
		5464.88	52.02	-16.18	68.2	41.24	31.88	8.49	29.59	100	122	P	H
		5459.92	43.06	-10.94	54	32.31	31.87	8.47	29.59	100	122	A	H
	*	5500	105.36	-	-	94.47	31.9	8.58	29.59	100	122	P	H
	*	5500	97.72	-	-	86.83	31.9	8.58	29.59	100	122	A	H
													H
		5446.8	56.74	-17.26	74	46.01	31.87	8.44	29.58	213	343	P	V
		5467.92	59.35	-8.85	68.2	48.57	31.88	8.49	29.59	213	343	P	V
		5459.44	47.21	-6.79	54	36.46	31.87	8.47	29.59	213	343	A	V
	*	5500	112.17	-	-	101.28	31.9	8.58	29.59	213	343	P	V
	*	5500	104.54	-	-	93.65	31.9	8.58	29.59	213	343	A	V
													V
802.11n HT20 CH 116 5580MHz		5454.64	52.31	-21.69	74	41.57	31.87	8.46	29.59	101	108	P	H
		5469.76	51.05	-17.15	68.2	40.26	31.88	8.5	29.59	101	108	P	H
		5452.72	41.99	-12.01	54	31.26	31.87	8.45	29.59	101	108	A	H
	*	5580	106.81	-	-	95.64	32	8.8	29.63	101	108	P	H
	*	5580	99.15	-	-	87.98	32	8.8	29.63	101	108	A	H
		5733.185	51.56	-16.64	68.2	40.22	32.21	8.82	29.69	101	108	P	H
		5455.36	52.57	-21.43	74	41.83	31.87	8.46	29.59	197	342	P	V
		5469.52	52.1	-16.1	68.2	41.31	31.88	8.5	29.59	197	342	P	V
		5452.72	44.22	-9.78	54	33.49	31.87	8.45	29.59	197	342	A	V
	*	5580	114.06	-	-	102.89	32	8.8	29.63	197	342	P	V
	*	5580	106.5	-	-	95.33	32	8.8	29.63	197	342	A	V
		5736.965	51.66	-16.54	68.2	40.29	32.24	8.82	29.69	197	342	P	V

802.11n HT20 CH 140 5700MHz	*	5700	106.54	-	-	95.21	32.17	8.83	29.67	100	113	P	H
	*	5700	98.98	-	-	87.65	32.17	8.83	29.67	100	113	A	H
		5725	57.65	-10.55	68.2	46.3	32.21	8.82	29.68	100	113	P	H
													H
													H
													H
	*	5700	113.12	-	-	101.79	32.17	8.83	29.67	202	336	P	V
	*	5700	105.65	-	-	94.32	32.17	8.83	29.67	202	336	A	V
		5725.16	65.81	-2.39	68.2	54.46	32.21	8.82	29.68	202	336	P	V
													V
													V
													V
Remark	1. No other spurious found. 2. All results are PASS against Peak and Average limit line.												

Band 3 - 5470~5725MHz

WIFI 802.11n HT20 (Harmonic @ 3m)

WIFI Ant.	Note	Frequency	Level	Over Limit	Limit Line	Read Level	Antenna Factor	Path Loss	Preamp Factor	Ant Pos	Table Pos	Peak Avg.	Pol.
1		(MHz)	(dBμV/m)	(dB)	(dBμV/m)	(dBμV)	(dB/m)	(dB)	(dB)	(cm)	(deg)	(P/A)	(H/V)
802.11n HT20 CH 100 5500MHz		11000	59.85	-14.15	74	63.34	40.5	12.51	56.5	200	77	P	H
		11000	46.38	-7.62	54	49.87	40.5	12.51	56.5	200	77	A	H
		16500	45.22	-22.98	68.2	46.6	39.4	14.92	55.7	100	0	P	H
													H
		11000	58.59	-15.41	74	62.08	40.5	12.51	56.5	107	169	P	V
		11000	46.78	-7.22	54	50.27	40.5	12.51	56.5	104	169	A	V
		16500	45.12	-23.08	68.2	46.5	39.4	14.92	55.7	100	0	P	V
													V
802.11n HT20 CH 116 5580MHz		11160	62.39	-11.61	74	65.94	40.3	12.59	56.44	126	347	P	H
		11160	49.87	-4.13	54	53.42	40.3	12.59	56.44	126	347	A	H
		16740	45.41	-22.79	68.2	46.65	39.69	14.96	55.89	100	0	P	H
													H
		11160	58.99	-15.01	74	62.54	40.3	12.59	56.44	199	19	P	V
		11160	48.81	-5.19	54	52.36	40.3	12.59	56.44	199	19	A	V
		16740	46.66	-21.54	68.2	47.9	39.69	14.96	55.89	100	0	P	V
													V
802.11n HT20 CH 140 5700MHz		11400	55.04	-18.96	74	58.65	40.02	12.71	56.34	194	58	P	H
		11400	44.65	-9.35	54	48.26	40.02	12.71	56.34	194	58	A	H
		17100	47.4	-20.8	68.2	48.28	40.36	15.06	56.3	100	0	P	H
													H
		11400	56.39	-17.61	74	60	40.02	12.71	56.34	318	8	P	V
		11400	46.58	-7.42	54	50.19	40.02	12.71	56.34	318	8	A	V
		17100	47.61	-20.59	68.2	48.49	40.36	15.06	56.3	100	0	P	V
													V
Remark	1. No other spurious found. 2. All results are PASS against Peak and Average limit line.												

Band 3 - 5470~5725MHz

WIFI 802.11n HT40 (Band Edge @ 3m)

WIFI Ant.	Note	Frequency	Level	Over Limit	Limit Line	Read Level	Antenna Factor	Path Loss	Preamp Factor	Ant Pos	Table Pos	Peak Avg.	Pol.
1		(MHz)	(dBμV/m)	(dB)	(dBμV/m)	(dBμV)	(dB/m)	(dB)	(dB)	(cm)	(deg)	(P/A)	(H/V)
802.11n HT40 CH 102 5510MHz		5458.24	52.46	-21.54	74	41.71	31.87	8.47	29.59	100	110	P	H
		5467.84	57.23	-10.97	68.2	46.45	31.88	8.49	29.59	100	110	P	H
		5459.68	44.78	-9.22	54	34.03	31.87	8.47	29.59	100	110	A	H
	*	5510	102.84	-	-	91.93	31.9	8.61	29.6	100	110	P	H
	*	5510	94.62	-	-	83.71	31.9	8.61	29.6	100	110	A	H
		5732.24	50.5	-17.7	68.2	39.16	32.21	8.82	29.69	100	110	P	H
		5452.72	59.65	-14.35	74	48.92	31.87	8.45	29.59	200	344	P	V
		5467.12	65.06	-3.14	68.2	54.28	31.88	8.49	29.59	200	344	P	V
		5459.92	50.93	-3.07	54	40.18	31.87	8.47	29.59	200	344	A	V
	*	5510	111.22	-	-	100.31	31.9	8.61	29.6	200	344	P	V
	*	5510	103.11	-	-	92.2	31.9	8.61	29.6	200	344	A	V
		5734.445	52.9	-15.3	68.2	41.56	32.21	8.82	29.69	200	344	P	V
802.11n HT40 CH 110 5550MHz		5459.68	54.03	-19.97	74	43.28	31.87	8.47	29.59	103	125	P	H
		5466.16	56.49	-11.71	68.2	45.71	31.88	8.49	29.59	103	125	P	H
		5456.32	43.19	-10.81	54	32.45	31.87	8.46	29.59	103	125	A	H
	*	5550	105.47	-	-	94.39	31.97	8.72	29.61	103	125	P	H
	*	5550	97.46	-	-	86.38	31.97	8.72	29.61	103	125	A	H
		5736.335	52.41	-15.79	68.2	41.04	32.24	8.82	29.69	103	125	P	H
		5458.72	63	-11	74	52.25	31.87	8.47	29.59	207	342	P	V
		5466.16	64.55	-3.65	68.2	53.77	31.88	8.49	29.59	207	342	P	V
		5458.24	47.96	-6.04	54	37.21	31.87	8.47	29.59	207	342	A	V
	*	5550	112.53	-	-	101.45	31.97	8.72	29.61	207	342	P	V
	*	5550	105.12	-	-	94.04	31.97	8.72	29.61	207	342	A	V
		5751.14	53.27	-14.93	68.2	41.91	32.24	8.81	29.69	207	342	P	V

802.11n HT40 CH 134 5670MHz		5451.85	49.8	-24.2	74	39.07	31.87	8.45	29.59	110	126	P	H
		5469.7	49.1	-19.1	68.2	38.31	31.88	8.5	29.59	110	126	P	H
		5442.4	42.39	-11.61	54	31.69	31.86	8.42	29.58	110	126	A	H
	*	5670	104.86	-	-	93.55	32.14	8.83	29.66	110	126	P	H
	*	5670	97.18	-	-	85.87	32.14	8.83	29.66	110	126	A	H
		5730.665	54.97	-13.23	68.2	43.63	32.21	8.82	29.69	110	126	P	H
		5454.3	49.76	-24.24	74	39.02	31.87	8.46	29.59	179	337	P	V
		5464.45	49.86	-18.34	68.2	39.09	31.88	8.48	29.59	179	337	P	V
		5452.55	43.02	-10.98	54	32.29	31.87	8.45	29.59	179	337	A	V
	*	5670	112.34	-	-	101.03	32.14	8.83	29.66	179	337	P	V
	*	5670	104	-	-	92.69	32.14	8.83	29.66	179	337	A	V
		5727.515	60.46	-7.74	68.2	49.11	32.21	8.82	29.68	179	337	P	V
Remark	1. No other spurious found. 2. All results are PASS against Peak and Average limit line.												

Band 3 - 5470~5725MHz

WIFI 802.11n HT40 (Harmonic @ 3m)

WIFI Ant.	Note	Frequency	Level	Over Limit	Limit Line	Read Level	Antenna Factor	Path Loss	Preamp Factor	Ant Pos	Table Pos	Peak Avg.	Pol.
1		(MHz)	(dBμV/m)	(dB)	(dBμV/m)	(dBμV)	(dB/m)	(dB)	(dB)	(cm)	(deg)	(P/A)	(H/V)
802.11n HT40 CH 102 5510MHz		11020	49.06	-24.94	74	52.55	40.48	12.52	56.49	100	0	P	H
		16530	47.55	-20.65	68.2	48.91	39.44	14.92	55.72	100	0	P	H
													H
													H
		11020	50.11	-23.89	74	53.6	40.48	12.52	56.49	100	0	P	V
		16530	46.8	-21.4	68.2	48.16	39.44	14.92	55.72	100	0	P	V
													V
													V
802.11n HT40 CH 110 5550MHz		11100	55.01	-18.99	74	58.53	40.38	12.56	56.46	183	50	P	H
		11100	46.14	-7.86	54	49.66	40.38	12.56	56.46	183	50	A	H
		16650	47.05	-21.15	68.2	48.33	39.59	14.95	55.82	100	0	P	H
													H
		11100	56.65	-17.35	74	60.17	40.38	12.56	56.46	328	7	P	V
		11100	47.19	-6.81	54	50.71	40.38	12.56	56.46	328	7	A	V
		16650	47.51	-20.69	68.2	48.79	39.59	14.95	55.82	100	0	P	V
													V
802.11n HT40 CH 134 5670MHz		11340	55.38	-18.62	74	58.96	40.1	12.68	56.36	200	56	P	H
		11340	46.39	-7.61	54	49.97	40.1	12.68	56.36	200	56	A	H
		17010	48.32	-19.88	68.2	49.37	40.06	15.01	56.12	100	0	P	H
													H
		11340	56.04	-17.96	74	59.62	40.1	12.68	56.36	322	9	P	V
		11340	46.56	-7.44	54	50.14	40.1	12.68	56.36	322	9	A	V
		17010	47.64	-20.56	68.2	48.69	40.06	15.01	56.12	100	0	P	V
													V
Remark	1. No other spurious found. 2. All results are PASS against Peak and Average limit line.												

Band 3 - 5470~5725MHz

WIFI 802.11ac VHT80 (Band Edge @ 3m)

WIFI Ant.	Note	Frequency	Level	Over Limit	Limit Line	Read Level	Antenna Factor	Path Loss	Preamp Factor	Ant Pos	Table Pos	Peak Avg.	Pol.
1		(MHz)	(dBμV/m)	(dB)	(dBμV/m)	(dBμV)	(dB/m)	(dB)	(dB)	(cm)	(deg)	(P/A)	(H/V)
802.11ac VHT80 CH 106 5530MHz		5451.76	52.35	-21.65	74	41.62	31.87	8.45	29.59	400	267	P	H
		5467.6	52.41	-15.79	68.2	41.63	31.88	8.49	29.59	400	267	P	H
		5457.04	44.24	-9.76	54	33.5	31.87	8.46	29.59	400	267	A	H
	*	5530	99.43	-	-	88.46	31.92	8.66	29.61	400	267	P	H
	*	5530	91.31	-	-	80.34	31.92	8.66	29.61	400	267	A	H
		5725.31	51.61	-16.59	68.2	40.26	32.21	8.82	29.68	400	267	P	H
		5459.44	59.55	-14.45	74	48.8	31.87	8.47	29.59	187	340	P	V
		5461.6	61.26	-6.94	68.2	50.5	31.87	8.48	29.59	187	340	P	V
		5458.72	51.08	-2.92	54	40.33	31.87	8.47	29.59	187	340	A	V
	*	5530	106.95	-	-	95.98	31.92	8.66	29.61	187	340	P	V
	*	5530	98.65	-	-	87.68	31.92	8.66	29.61	187	340	A	V
		5746.73	52.44	-15.76	68.2	41.08	32.24	8.81	29.69	187	340	P	V
802.11ac VHT80 CH 122 5610MHz		5452.96	52.35	-21.65	74	41.62	31.87	8.45	29.59	100	128	P	H
		5468.56	50.89	-17.31	68.2	40.1	31.88	8.5	29.59	100	128	P	H
		5456.56	42.83	-11.17	54	32.09	31.87	8.46	29.59	100	128	A	H
	*	5610	102.94	-	-	91.69	32.04	8.85	29.64	100	128	P	H
	*	5610	94.26	-	-	83.01	32.04	8.85	29.64	100	128	A	H
		5726.255	53.9	-14.3	68.2	42.55	32.21	8.82	29.68	100	128	P	H
		5452.72	54.74	-19.26	74	44.01	31.87	8.45	29.59	206	341	P	V
		5465.92	56.17	-12.03	68.2	45.39	31.88	8.49	29.59	206	341	P	V
		5452.48	46.3	-7.7	54	35.57	31.87	8.45	29.59	206	341	A	V
	*	5610	110.55	-	-	99.3	32.04	8.85	29.64	206	341	P	V
	*	5610	101.54	-	-	90.29	32.04	8.85	29.64	206	341	A	V
		5726.57	55.83	-12.37	68.2	44.48	32.21	8.82	29.68	206	341	P	V
Remark	1. No other spurious found. 2. All results are PASS against Peak and Average limit line.												

Band 3 5470~5725MHz

WIFI 802.11ac VHT80 (Harmonic @ 3m)

WIFI Ant.	Note	Frequency	Level	Over Limit	Limit Line	Read Level	Antenna Factor	Path Loss	Preamp Factor	Ant Pos	Table Pos	Peak Avg.	Pol.
1		(MHz)	(dBμV/m)	(dB)	(dBμV/m)	(dBμV)	(dB/m)	(dB)	(dB)	(cm)	(deg)	(P/A)	(H/V)
802.11ac VHT80 CH 106 5530MHz		11060	48	-26	74	51.52	40.42	12.54	56.48	100	0	P	H
		16590	46.76	-21.44	68.2	48.1	39.5	14.93	55.77	100	0	P	H
													H
													H
		11060	48.46	-25.54	74	51.98	40.42	12.54	56.48	100	0	P	V
		16590	46.66	-21.54	68.2	48	39.5	14.93	55.77	100	0	P	V
													V
													V
802.11ac VHT80 CH 122 5610MHz		11220	49.98	-24.02	74	53.53	40.24	12.62	56.41	100	0	P	H
		16830	48.43	-19.77	68.2	49.62	39.79	14.98	55.96	100	0	P	H
													H
													H
		11220	49.98	-24.02	74	53.53	40.24	12.62	56.41	100	0	P	V
		16830	47.95	-20.25	68.2	49.14	39.79	14.98	55.96	100	0	P	V
													V
													V
Remark	1. No other spurious found. 2. All results are PASS against Peak and Average limit line.												

Band 3 - Straddle Channel

WIFI 802.11a (Band Edge @ 3m)

WIFI Ant. 1	Note	Frequency (MHz)	Level (dBμV/m)	Over Limit (dB)	Limit Line (dBμV/m)	Read Level (dBμV)	Antenna Factor (dB/m)	Path Loss (dB)	Preamp Factor (dB)	Ant Pos (cm)	Table Pos (deg)	Peak Avg. (P/A)	Pol. (H/V)
802.11a CH 144 5720MHz		5457.64	50.93	-23.07	74	40.18	31.87	8.47	29.59	100	130	P	H
		5463.88	50.89	-17.31	68.2	40.12	31.88	8.48	29.59	100	130	P	H
		5457.25	41.51	-12.49	54	30.77	31.87	8.46	29.59	100	130	A	H
	*	5720	106.49	-	-	95.14	32.21	8.82	29.68	100	130	P	H
	*	5720	99.06	-	-	87.71	32.21	8.82	29.68	100	130	A	H
		5855.5	52.4	-15.8	68.2	40.88	32.41	8.85	29.74	100	130	P	H
		5438.92	52.42	-21.58	74	41.72	31.86	8.42	29.58	208	0	P	V
		5460.76	51.9	-16.3	68.2	41.15	31.87	8.47	29.59	208	0	P	V
		5452.57	42.64	-11.36	54	31.91	31.87	8.45	29.59	208	0	A	V
	*	5720	114.69	-	-	103.34	32.21	8.82	29.68	208	0	P	V
	*	5720	107.04	-	-	95.69	32.21	8.82	29.68	208	0	A	V
		5861.25	53.5	-14.7	68.2	41.98	32.41	8.86	29.75	208	0	P	V
Remark	1. No other spurious found. 2. All results are PASS against Peak and Average limit line.												

Band 3 - Straddle Channel

WIFI 802.11a (Harmonic @ 3m)

WIFI Ant.	Note	Frequency	Level	Over Limit	Limit Line	Read Level	Antenna Factor	Path Loss	Preamp Factor	Ant Pos	Table Pos	Peak Avg.	Pol.
1		(MHz)	(dBμV/m)	(dB)	(dBμV/m)	(dBμV)	(dB/m)	(dB)	(dB)	(cm)	(deg)	(P/A)	(H/V)
802.11a CH 144 5720MHz		11440	49.99	-24.01	74	53.61	39.98	12.72	56.32	100	0	P	H
		17160	47.31	-20.89	68.2	48.06	40.6	15.07	56.42	100	0	P	H
													H
													H
		11440	54.55	-19.45	74	58.17	39.98	12.72	56.32	300	9	P	V
		11440	44.84	-9.16	54	48.46	39.98	12.72	56.32	300	9	A	V
		17160	47.41	-20.79	68.2	48.16	40.6	15.07	56.42	100	0	P	V
													V
Remark	1. No other spurious found. 2. All results are PASS against Peak and Average limit line.												

Band 3 - Straddle Channel

WIFI 802.11n HT20 (Band Edge @ 3m)

WIFI Ant.	Note	Frequency	Level	Over Limit	Limit Line	Read Level	Antenna Factor	Path Loss	Preamp Factor	Ant Pos	Table Pos	Peak Avg.	Pol.
1		(MHz)	(dBμV/m)	(dB)	(dBμV/m)	(dBμV)	(dB/m)	(dB)	(dB)	(cm)	(deg)	(P/A)	(H/V)
802.11n HT20 CH 144 5720MHz		5430.73	52.65	-21.35	74	41.98	31.86	8.39	29.58	101	128	P	H
		5461.54	50.95	-17.25	68.2	40.19	31.87	8.48	29.59	101	128	P	H
		5458.03	41.63	-12.37	54	30.88	31.87	8.47	29.59	101	128	A	H
	*	5720	101.49	-	-	90.14	32.21	8.82	29.68	101	128	P	H
	*	5720	93.3	-	-	81.95	32.21	8.82	29.68	101	128	A	H
		5920	52.18	-16.02	68.2	40.56	32.48	8.91	29.77	101	128	P	H
		5452.96	52.8	-21.2	74	42.07	31.87	8.45	29.59	199	341	P	V
		5466.22	50.87	-17.33	68.2	40.09	31.88	8.49	29.59	199	341	P	V
		5452.57	43.16	-10.84	54	32.43	31.87	8.45	29.59	199	341	A	V
	*	5720	109.13	-	-	97.78	32.21	8.82	29.68	199	341	P	V
	*	5720	101.23	-	-	89.88	32.21	8.82	29.68	199	341	A	V
		5942.25	53.45	-14.75	68.2	41.77	32.53	8.93	29.78	199	341	P	V
Remark	1. No other spurious found. 2. All results are PASS against Peak and Average limit line.												

Band 3 - Straddle Channel

WIFI 802.11n HT20 (Harmonic @ 3m)

WIFI Ant.	Note	Frequency	Level	Over Limit	Limit Line	Read Level	Antenna Factor	Path Loss	Preamp Factor	Ant Pos	Table Pos	Peak Avg.	Pol.
1		(MHz)	(dBμV/m)	(dB)	(dBμV/m)	(dBμV)	(dB/m)	(dB)	(dB)	(cm)	(deg)	(P/A)	(H/V)
802.11n HT20 CH 144 5720MHz		11440	55.09	-18.91	74	58.71	39.98	12.72	56.32	184	54	P	H
		11440	44.31	-9.69	54	47.93	39.98	12.72	56.32	184	54	A	H
		17160	48.85	-19.35	68.2	49.6	40.6	15.07	56.42	100	0	P	H
													H
		11440	55.17	-18.83	74	58.79	39.98	12.72	56.32	321	9	P	V
		11440	46.13	-7.87	54	49.75	39.98	12.72	56.32	321	9	A	V
		17160	48.37	-19.83	68.2	49.12	40.6	15.07	56.42	100	0	P	V
													V
Remark	1. No other spurious found. 2. All results are PASS against Peak and Average limit line.												

Band 3 - Straddle Channel

WIFI 802.11n HT40 (Band Edge @ 3m)

WIFI Ant.	Note	Frequency	Level	Over Limit	Limit Line	Read Level	Antenna Factor	Path Loss	Preamp Factor	Ant Pos	Table Pos	Peak Avg.	Pol.
1		(MHz)	(dBμV/m)	(dB)	(dBμV/m)	(dBμV)	(dB/m)	(dB)	(dB)	(cm)	(deg)	(P/A)	(H/V)
802.11n HT40 CH 142 5710MHz		5405.38	52.09	-21.91	74	41.51	31.84	8.32	29.58	100	128	P	H
		5469.73	50.99	-17.21	68.2	40.2	31.88	8.5	29.59	100	128	P	H
		5455.69	42.23	-11.77	54	31.49	31.87	8.46	29.59	100	128	A	H
	*	5710	104.7	-	-	93.37	32.19	8.82	29.68	100	128	P	H
	*	5710	97.32	-	-	85.99	32.19	8.82	29.68	100	128	A	H
		5854.75	52.41	-15.79	68.2	40.89	32.41	8.85	29.74	100	128	P	H
		5452.57	51.17	-22.83	74	40.44	31.87	8.45	29.59	199	341	P	V
		5463.1	51.24	-16.96	68.2	40.47	31.88	8.48	29.59	199	341	P	V
		5452.96	43.62	-10.38	54	32.89	31.87	8.45	29.59	199	341	A	V
	*	5710	112.19	-	-	100.86	32.19	8.82	29.68	199	341	P	V
	*	5710	104.83	-	-	93.5	32.19	8.82	29.68	199	341	A	V
		5862.75	55.55	-12.65	68.2	44.03	32.41	8.86	29.75	199	341	P	V
Remark	1. No other spurious found. 2. All results are PASS against Peak and Average limit line.												

Band 3 - Straddle Channel

WIFI 802.11n HT40 (Harmonic @ 3m)

WIFI Ant.	Note	Frequency	Level	Over Limit	Limit Line	Read Level	Antenna Factor	Path Loss	Preamp Factor	Ant Pos	Table Pos	Peak Avg.	Pol.
1		(MHz)	(dBμV/m)	(dB)	(dBμV/m)	(dBμV)	(dB/m)	(dB)	(dB)	(cm)	(deg)	(P/A)	(H/V)
802.11n HT40 CH 142 5710MHz		11420	48.86	-25.14	74	52.48	40	12.71	56.33	100	0	P	H
		17130	48.53	-19.67	68.2	49.34	40.48	15.07	56.36	100	0	P	H
													H
													H
		11420	53.87	-20.13	74	57.49	40	12.71	56.33	315	9	P	V
		11420	45.21	-8.79	54	48.83	40	12.71	56.33	315	9	A	V
		17130	48.61	-19.59	68.2	49.42	40.48	15.07	56.36	100	0	P	V
													V
Remark	1. No other spurious found. 2. All results are PASS against Peak and Average limit line.												

Band 3 - Straddle Channel

WIFI 802.11ac VHT80 (Band Edge @ 3m)

WIFI Ant.	Note	Frequency	Level	Over Limit	Limit Line	Read Level	Antenna Factor	Path Loss	Preamp Factor	Ant Pos	Table Pos	Peak Avg.	Pol.
1		(MHz)	(dBμV/m)	(dB)	(dBμV/m)	(dBμV)	(dB/m)	(dB)	(dB)	(cm)	(deg)	(P/A)	(H/V)
802.11ac VHT80 CH 138 5690MHz		5456.86	52.49	-21.51	74	41.75	31.87	8.46	29.59	100	128	P	H
		5463.1	51.71	-16.49	68.2	40.94	31.88	8.48	29.59	100	128	P	H
		5454.52	42.26	-11.74	54	31.52	31.87	8.46	29.59	100	128	A	H
	*	5690	101.52	-	-	90.19	32.17	8.83	29.67	100	128	P	H
	*	5690	93.74	-	-	82.41	32.17	8.83	29.67	100	128	A	H
		5907.4	51.96	-16.24	68.2	40.34	32.48	8.9	29.76	100	128	P	H
		5440.87	51.12	-22.88	74	40.42	31.86	8.42	29.58	212	339	P	V
		5462.71	50.46	-17.74	68.2	39.69	31.88	8.48	29.59	212	339	P	V
		5452.57	44.1	-9.9	54	33.37	31.87	8.45	29.59	212	339	A	V
	*	5690	109.05	-	-	97.72	32.17	8.83	29.67	212	339	P	V
	*	5690	101.37	-	-	90.04	32.17	8.83	29.67	212	339	A	V
		5875.3	52.87	-15.33	68.2	41.32	32.43	8.87	29.75	212	339	P	V
Remark	1. No other spurious found. 2. All results are PASS against Peak and Average limit line.												

Band 3 - Straddle Channel

WIFI 802.11ac VHT80 (Harmonic @ 3m)

WIFI Ant.	Note	Frequency	Level	Over Limit	Limit Line	Read Level	Antenna Factor	Path Loss	Preamp Factor	Ant Pos	Table Pos	Peak Avg.	Pol.
1		(MHz)	(dBμV/m)	(dB)	(dBμV/m)	(dBμV)	(dB/m)	(dB)	(dB)	(cm)	(deg)	(P/A)	(H/V)
802.11ac VHT80 CH 138 5690MHz		11380	46.96	-27.04	74	50.57	40.04	12.7	56.35	100	0	P	H
		17070	48.2	-20	68.2	49.16	40.24	15.04	56.24	100	0	P	H
													H
													H
		11380	47.7	-26.3	74	51.31	40.04	12.7	56.35	100	0	P	V
		17070	47.74	-20.46	68.2	48.7	40.24	15.04	56.24	100	0	P	V
													V
													V
Remark	1. No other spurious found. 2. All results are PASS against Peak and Average limit line.												

Emission below 1GHz

WIFI 802.11a (LF @ 3m)

WIFI	Note	Frequency	Level	Over	Limit	Read	Antenna	Path	Preamp	Ant	Table	Peak	Pol.
Ant.				Limit	Line	Level	Factor	Loss	Factor	Pos	Pos	Avg.	
1		(MHz)	(dBμV/m)	(dB)	(dBμV/m)	(dBμV)	(dB/m)	(dB)	(dB)	(cm)	(deg)	(P/A)	(H/V)
802.11a LF		81.57	33.22	-6.78	40	50.72	13.52	1.22	32.24	-	-	P	H
		117.21	36.43	-7.07	43.5	50.05	17.19	1.39	32.2	-	-	P	H
		139.35	39.89	-3.61	43.5	53.29	17.33	1.45	32.18	100	0	P	H
		497.4	35.6	-10.4	46	41.21	23.91	2.65	32.17	-	-	P	H
		568.8	31.61	-14.39	46	35.26	25.68	2.89	32.22	-	-	P	H
		958	33.91	-12.09	46	30.32	30.8	3.71	30.92	-	-	P	H
													H
													H
													H
													H
													H
													H
		32.16	31.95	-8.05	40	40.27	23.22	0.75	32.29	-	-	P	V
		64.02	32.7	-7.3	40	52.12	11.76	1.09	32.27	-	-	P	V
		80.76	29.76	-10.24	40	47.38	13.41	1.21	32.24	-	-	P	V
		497.4	36.67	-9.33	46	42.28	23.91	2.65	32.17	-	-	P	V
		568.8	36.22	-9.78	46	39.87	25.68	2.89	32.22	-	-	P	V
		958.7	34.21	-11.79	46	30.58	30.83	3.71	30.91	-	-	P	V
													V
													V
													V
													V
													V
													V
Remark	1. No other spurious found. 2. All results are PASS against limit line.												

Band 1 - 5150~5250MHz

WIFI 802.11a (Band Edge @ 3m)

WIFI	Note	Frequency	Level	Over	Limit	Read	Antenna	Path	Preamp	Ant	Table	Peak	Pol.
Ant.				Limit	Line	Level	Factor	Loss	Factor	Pos	Pos	Avg.	
2		(MHz)	(dBμV/m)	(dB)	(dBμV/m)	(dBμV)	(dB/m)	(dB)	(dB)	(cm)	(deg)	(P/A)	(H/V)
802.11a CH 36 5180MHz		5095.94	51.04	-22.96	74	40.81	31.66	8.11	29.54	100	158	P	H
		5148.46	42.76	-11.24	54	32.44	31.69	8.18	29.55	100	158	A	H
	*	5180	108.05	-	-	97.67	31.71	8.22	29.55	100	158	P	H
	*	5180	100.51	-	-	90.13	31.71	8.22	29.55	100	158	A	H
													H
													H
		5113.88	51.8	-22.2	74	41.54	31.67	8.13	29.54	100	104	P	V
		5148.72	42.78	-11.22	54	32.46	31.69	8.18	29.55	100	104	A	V
	*	5180	106.93	-	-	96.55	31.71	8.22	29.55	100	104	P	V
	*	5180	99.34	-	-	88.96	31.71	8.22	29.55	100	104	A	V
													V
													V
802.11a CH 44 5220MHz		5137.54	52.49	-21.51	74	42.2	31.68	8.16	29.55	116	166	P	H
		5148.72	42.43	-11.57	54	32.11	31.69	8.18	29.55	116	166	A	H
	*	5220	109.06	-	-	98.64	31.73	8.25	29.56	116	166	P	H
	*	5220	101.63	-	-	91.21	31.73	8.25	29.56	116	166	A	H
		5450.76	51.42	-22.58	74	40.69	31.87	8.45	29.59	116	166	P	H
		5451.32	41.46	-12.54	54	30.73	31.87	8.45	29.59	116	166	A	H
		5065.52	51.66	-22.34	74	41.49	31.64	8.07	29.54	104	105	P	V
		5061.36	42.06	-11.94	54	31.89	31.64	8.07	29.54	104	105	A	V
	*	5220	108.09	-	-	97.67	31.73	8.25	29.56	104	105	P	V
	*	5220	100.34	-	-	89.92	31.73	8.25	29.56	104	105	A	V
		5448.24	49.97	-24.03	74	39.24	31.87	8.44	29.58	104	105	P	V
		5446.28	41.37	-12.63	54	30.65	31.87	8.43	29.58	104	105	A	V

802.11a CH 48 5240MHz		5030.94	51.68	-22.32	74	41.56	31.62	8.03	29.53	100	162	P	H
		5062.92	42.02	-11.98	54	31.85	31.64	8.07	29.54	100	162	A	H
	*	5240	109.36	-	-	98.93	31.74	8.25	29.56	100	162	P	H
	*	5240	101.54	-	-	91.11	31.74	8.25	29.56	100	162	A	H
		5426.12	50.22	-23.78	74	39.57	31.85	8.38	29.58	100	162	P	H
		5458.88	41.52	-12.48	54	30.77	31.87	8.47	29.59	100	162	A	H
		5064.22	51.68	-22.32	74	41.51	31.64	8.07	29.54	101	103	P	V
		5011.44	42.05	-11.95	54	31.97	31.61	8	29.53	101	103	A	V
	*	5240	109.17	-	-	98.74	31.74	8.25	29.56	101	103	P	V
	*	5240	101.14	-	-	90.71	31.74	8.25	29.56	101	103	A	V
		5454.4	49.85	-24.15	74	39.11	31.87	8.46	29.59	101	103	P	V
		5457.2	41.38	-12.62	54	30.64	31.87	8.46	29.59	101	103	A	V
Remark	1. No other spurious found. 2. All results are PASS against Peak and Average limit line.												

Band 1 5150~5250MHz

WIFI 802.11a (Harmonic @ 3m)

WIFI Ant.	Note	Frequency	Level	Over Limit	Limit Line	Read Level	Antenna Factor	Path Loss	Preamp Factor	Ant Pos	Table Pos	Peak Avg.	Pol.
2		(MHz)	(dBμV/m)	(dB)	(dBμV/m)	(dBμV)	(dB/m)	(dB)	(dB)	(cm)	(deg)	(P/A)	(H/V)
802.11a CH 36 5180MHz		10360	46.37	-21.83	68.2	51.23	39.76	12.34	56.96	100	0	P	H
		15540	45.51	-28.49	74	48.92	38.62	14.62	56.65	100	0	P	H
													H
													H
		10360	46.83	-21.37	68.2	51.69	39.76	12.34	56.96	100	0	P	V
		15540	46.8	-27.2	74	50.21	38.62	14.62	56.65	100	0	P	V
													V
													V
802.11a CH 44 5220MHz		10440	47.35	-20.85	68.2	52.03	39.88	12.36	56.92	100	0	P	H
		15660	44.59	-29.41	74	48.1	38.33	14.67	56.51	100	0	P	H
													H
													H
		10440	48.3	-19.9	68.2	52.98	39.88	12.36	56.92	100	0	P	V
		15660	44.38	-29.62	74	47.89	38.33	14.67	56.51	100	0	P	V
													V
													V
802.11a CH 48 5240MHz		10480	46.57	-21.63	68.2	51.14	39.97	12.37	56.91	100	0	P	H
		15720	45.62	-28.38	74	49.21	38.16	14.69	56.44	100	0	P	H
													H
													H
		10480	49.88	-18.32	68.2	54.45	39.97	12.37	56.91	100	0	P	V
		15720	45.73	-28.27	74	49.32	38.16	14.69	56.44	100	0	P	V
													V
													V
Remark	1. No other spurious found. 2. All results are PASS against Peak and Average limit line.												

Band 1 5150~5250MHz

WIFI 802.11n HT20 (Band Edge @ 3m)

WIFI Ant.	Note	Frequency	Level	Over Limit	Limit Line	Read Level	Antenna Factor	Path Loss	Preamp Factor	Ant Pos	Table Pos	Peak Avg.	Pol.
2		(MHz)	(dBμV/m)	(dB)	(dBμV/m)	(dBμV)	(dB/m)	(dB)	(dB)	(cm)	(deg)	(P/A)	(H/V)
802.11n HT20 CH 36 5180MHz		5145.34	53.11	-20.89	74	42.8	31.69	8.17	29.55	101	158	P	H
		5149.76	43.55	-10.45	54	33.23	31.69	8.18	29.55	101	158	A	H
	*	5180	107.94	-	-	97.56	31.71	8.22	29.55	101	158	P	H
	*	5180	100.33	-	-	89.95	31.71	8.22	29.55	101	158	A	H
													H
													H
		5134.94	51.69	-22.31	74	41.4	31.68	8.16	29.55	100	105	P	V
		5149.76	43.06	-10.94	54	32.74	31.69	8.18	29.55	100	105	A	V
	*	5180	107.35	-	-	96.97	31.71	8.22	29.55	100	105	P	V
	*	5180	98.97	-	-	88.59	31.71	8.22	29.55	100	105	A	V
													V
													V
802.11n HT20 CH 44 5220MHz		5010.66	52.32	-21.68	74	42.24	31.61	8	29.53	106	164	P	H
		5149.24	42.35	-11.65	54	32.03	31.69	8.18	29.55	106	164	A	H
	*	5220	108.84	-	-	98.42	31.73	8.25	29.56	106	164	P	H
	*	5220	101.44	-	-	91.02	31.73	8.25	29.56	106	164	A	H
		5352.48	50.73	-23.27	74	40.2	31.81	8.29	29.57	106	164	P	H
		5459.72	41.53	-12.47	54	30.78	31.87	8.47	29.59	106	164	A	H
		5130	53.26	-20.74	74	42.98	31.68	8.15	29.55	106	109	P	V
		5039.78	42.16	-11.84	54	32.02	31.63	8.04	29.53	106	109	A	V
	*	5220	107.82	-	-	97.4	31.73	8.25	29.56	106	109	P	V
	*	5220	100.06	-	-	89.64	31.73	8.25	29.56	106	109	A	V
		5444.6	50.33	-23.67	74	39.62	31.86	8.43	29.58	106	109	P	V
		5452.72	41.36	-12.64	54	30.63	31.87	8.45	29.59	106	109	A	V

802.11n HT20 CH 48 5240MHz		5017.94	50.69	-23.31	74	40.6	31.61	8.01	29.53	100	165	P	H
		5113.1	42.11	-11.89	54	31.85	31.67	8.13	29.54	100	165	A	H
	*	5240	109.05	-	-	98.62	31.74	8.25	29.56	100	165	P	H
	*	5240	101.46	-	-	91.03	31.74	8.25	29.56	100	165	A	H
		5404	50.86	-23.14	74	40.28	31.84	8.32	29.58	100	165	P	H
		5449.92	41.42	-12.58	54	30.7	31.87	8.44	29.59	100	165	A	H
		5144.82	51.5	-22.5	74	41.19	31.69	8.17	29.55	100	110	P	V
		5025.74	42	-12	54	31.89	31.62	8.02	29.53	100	110	A	V
	*	5240	108.55	-	-	98.12	31.74	8.25	29.56	100	110	P	V
	*	5240	100.9	-	-	90.47	31.74	8.25	29.56	100	110	A	V
		5414.36	50.5	-23.5	74	39.88	31.85	8.35	29.58	100	110	P	V
		5457.2	41.49	-12.51	54	30.75	31.87	8.46	29.59	100	110	A	V
Remark	1. No other spurious found. 2. All results are PASS against Peak and Average limit line.												

Band 1 5150~5250MHz

WIFI 802.11n HT20 (Harmonic @ 3m)

WIFI Ant.	Note	Frequency	Level	Over Limit	Limit Line	Read Level	Antenna Factor	Path Loss	Preamp Factor	Ant Pos	Table Pos	Peak Avg.	Pol.
2		(MHz)	(dBμV/m)	(dB)	(dBμV/m)	(dBμV)	(dB/m)	(dB)	(dB)	(cm)	(deg)	(P/A)	(H/V)
802.11n HT20 CH 36 5180MHz		10360	46.21	-21.99	68.2	51.07	39.76	12.34	56.96	100	0	P	H
		15540	46.29	-27.71	74	49.7	38.62	14.62	56.65	100	0	P	H
													H
													H
		10360	47.6	-20.6	68.2	52.46	39.76	12.34	56.96	100	0	P	V
		15540	45.68	-28.32	74	49.09	38.62	14.62	56.65	100	0	P	V
													V
													V
802.11n HT20 CH 44 5220MHz		10440	47.18	-21.02	68.2	51.86	39.88	12.36	56.92	100	0	P	H
		15660	46.27	-27.73	74	49.78	38.33	14.67	56.51	100	0	P	H
													H
													H
		10440	48	-20.2	68.2	52.68	39.88	12.36	56.92	100	0	P	V
		15660	44.75	-29.25	74	48.26	38.33	14.67	56.51	100	0	P	V
													V
													V
802.11n HT20 CH 48 5240MHz		10480	49.42	-18.78	68.2	53.99	39.97	12.37	56.91	100	0	P	H
		15720	45.2	-28.8	74	48.79	38.16	14.69	56.44	100	0	P	H
													H
													H
		10480	48.81	-19.39	68.2	53.38	39.97	12.37	56.91	100	0	P	V
		15720	46.89	-27.11	74	50.48	38.16	14.69	56.44	100	0	P	V
													V
													V
Remark	1. No other spurious found. 2. All results are PASS against Peak and Average limit line.												

Band 1 5150~5250MHz

WIFI 802.11n HT40 (Band Edge @ 3m)

WIFI Ant.	Note	Frequency	Level	Over Limit	Limit Line	Read Level	Antenna Factor	Path Loss	Preamp Factor	Ant Pos	Table Pos	Peak Avg.	Pol.
2		(MHz)	(dBμV/m)	(dB)	(dBμV/m)	(dBμV)	(dB/m)	(dB)	(dB)	(cm)	(deg)	(P/A)	(H/V)
802.11n HT40 CH 38 5190MHz		5137.8	55.77	-18.23	74	45.48	31.68	8.16	29.55	100	163	P	H
		5150	49.11	-4.89	54	38.79	31.69	8.18	29.55	100	163	A	H
	*	5190	105.86	-	-	95.47	31.71	8.23	29.55	100	163	P	H
	*	5190	98.27	-	-	87.88	31.71	8.23	29.55	100	163	A	H
		5429.48	50.38	-23.62	74	39.71	31.86	8.39	29.58	100	163	P	H
		5457.76	42.11	-11.89	54	31.36	31.87	8.47	29.59	100	163	A	H
		5150	55.3	-18.7	74	44.98	31.69	8.18	29.55	100	103	P	V
		5148.98	47.74	-6.26	54	37.42	31.69	8.18	29.55	100	103	A	V
	*	5190	104.73	-	-	94.34	31.71	8.23	29.55	100	103	P	V
	*	5190	96.54	-	-	86.15	31.71	8.23	29.55	100	103	A	V
		5412.96	50.01	-23.99	74	39.4	31.85	8.34	29.58	100	103	P	V
		5458.6	42.26	-11.74	54	31.51	31.87	8.47	29.59	100	103	A	V
802.11n HT40 CH 46 5230MHz		5140.66	51.14	-22.86	74	40.83	31.69	8.17	29.55	100	164	P	H
		5149.5	43.48	-10.52	54	33.16	31.69	8.18	29.55	100	164	A	H
	*	5230	106.53	-	-	96.1	31.74	8.25	29.56	100	164	P	H
	*	5230	98.94	-	-	88.51	31.74	8.25	29.56	100	164	A	H
		5415.76	50.66	-23.34	74	40.04	31.85	8.35	29.58	100	164	P	H
		5350	42.13	-11.87	54	31.6	31.81	8.29	29.57	100	164	A	H
		5042.64	51.6	-22.4	74	41.47	31.63	8.04	29.54	100	104	P	V
		5148.46	42.85	-11.15	54	32.53	31.69	8.18	29.55	100	104	A	V
	*	5230	105.37	-	-	94.94	31.74	8.25	29.56	100	104	P	V
	*	5230	97.57	-	-	87.14	31.74	8.25	29.56	100	104	A	V
		5435.64	51.2	-22.8	74	40.51	31.86	8.41	29.58	100	104	P	V
		5351.36	42.41	-11.59	54	31.88	31.81	8.29	29.57	100	104	A	V
Remark	1. No other spurious found. 2. All results are PASS against Peak and Average limit line.												

Band 1 5150~5250MHz

WIFI 802.11n HT40 (Harmonic @ 3m)

WIFI Ant.	Note	Frequency	Level	Over Limit	Limit Line	Read Level	Antenna Factor	Path Loss	Preamp Factor	Ant Pos	Table Pos	Peak Avg.	Pol.
2		(MHz)	(dBμV/m)	(dB)	(dBμV/m)	(dBμV)	(dB/m)	(dB)	(dB)	(cm)	(deg)	(P/A)	(H/V)
802.11n HT40 CH 38 5190MHz		10380	46.52	-21.68	68.2	51.34	39.79	12.34	56.95	100	0	P	H
		15570	45.53	-28.47	74	49	38.53	14.62	56.62	100	0	P	H
													H
													H
		10380	46.78	-21.42	68.2	51.6	39.79	12.34	56.95	100	0	P	V
		15570	45.63	-28.37	74	49.1	38.53	14.62	56.62	100	0	P	V
													V
													V
802.11n HT40 CH 46 5230MHz		10460	47.58	-20.62	68.2	52.22	39.91	12.37	56.92	100	0	P	H
		15690	45.25	-28.75	74	48.81	38.24	14.67	56.47	100	0	P	H
													H
													H
		10460	47.23	-20.97	68.2	51.87	39.91	12.37	56.92	100	0	P	V
		15690	45.59	-28.41	74	49.15	38.24	14.67	56.47	100	0	P	V
													V
													V
Remark	1. No other spurious found. 2. All results are PASS against Peak and Average limit line.												

Band 1 5150~5250MHz

WIFI 802.11ac VHT80 (Band Edge @ 3m)

WIFI Ant.	Note	Frequency	Level	Over Limit	Limit Line	Read Level	Antenna Factor	Path Loss	Preamp Factor	Ant Pos	Table Pos	Peak Avg.	Pol.
2		(MHz)	(dBμV/m)	(dB)	(dBμV/m)	(dBμV)	(dB/m)	(dB)	(dB)	(cm)	(deg)	(P/A)	(H/V)
802.11ac VHT80 CH 42 5210MHz		5149.5	65.33	-8.67	74	55.01	31.69	8.18	29.55	104	165	P	H
		5147.42	49.01	-4.99	54	38.7	31.69	8.17	29.55	104	165	A	H
	*	5210	103.19	-	-	92.78	31.73	8.24	29.56	104	165	P	H
	*	5210	95.03	-	-	84.62	31.73	8.24	29.56	104	165	A	H
		5433.68	51.03	-22.97	74	40.35	31.86	8.4	29.58	104	165	P	H
		5444.04	42.31	-11.69	54	31.6	31.86	8.43	29.58	104	165	A	H
		5142.74	61.95	-12.05	74	51.64	31.69	8.17	29.55	106	104	P	V
		5146.64	47.54	-6.46	54	37.23	31.69	8.17	29.55	106	104	A	V
	*	5210	101.32	-	-	90.91	31.73	8.24	29.56	106	104	P	V
	*	5210	93.65	-	-	83.24	31.73	8.24	29.56	106	104	A	V
		5458.32	51.44	-22.56	74	40.69	31.87	8.47	29.59	106	104	P	V
		5454.4	42.16	-11.84	54	31.42	31.87	8.46	29.59	106	104	A	V
Remark	1. No other spurious found. 2. All results are PASS against Peak and Average limit line.												

Band 1 5150~5250MHz

WIFI 802.11ac VHT80 (Harmonic @ 3m)

WIFI Ant.	Note	Frequency	Level	Over Limit	Limit Line	Read Level	Antenna Factor	Path Loss	Preamp Factor	Ant Pos	Table Pos	Peak Avg.	Pol.
2		(MHz)	(dBμV/m)	(dB)	(dBμV/m)	(dBμV)	(dB/m)	(dB)	(dB)	(cm)	(deg)	(P/A)	(H/V)
802.11ac VHT80 CH 42 5210MHz		10420	46.93	-21.27	68.2	51.65	39.85	12.36	56.93	100	0	P	H
		15630	45.03	-28.97	74	48.55	38.37	14.65	56.54	100	0	P	H
													H
													H
		10420	46.74	-21.46	68.2	51.46	39.85	12.36	56.93	100	0	P	V
		15630	45.03	-28.97	74	48.55	38.37	14.65	56.54	100	0	P	V
													V
													V
Remark	1. No other spurious found. 2. All results are PASS against Peak and Average limit line.												

Band 2 - 5250~5350MHz

WIFI 802.11a (Band Edge @ 3m)

WIFI	Note	Frequency	Level	Over	Limit	Read	Antenna	Path	Preamp	Ant	Table	Peak	Pol.
Ant.				Limit	Line	Level	Factor	Loss	Factor	Pos	Pos	Avg.	
2		(MHz)	(dBμV/m)	(dB)	(dBμV/m)	(dBμV)	(dB/m)	(dB)	(dB)	(cm)	(deg)	(P/A)	(H/V)
802.11a CH 52 5260MHz		5011.22	51.8	-22.2	74	41.72	31.61	8	29.53	100	160	P	H
		5039.44	42.21	-11.79	54	32.07	31.63	8.04	29.53	100	160	A	H
	*	5260	109.45	-	-	98.99	31.76	8.26	29.56	100	160	P	H
	*	5260	101.68	-	-	91.22	31.76	8.26	29.56	100	160	A	H
		5428.08	49.88	-24.12	74	39.22	31.85	8.39	29.58	100	160	P	H
		5350.08	41.45	-12.55	54	30.92	31.81	8.29	29.57	100	160	A	H
		5068.68	50.7	-23.3	74	40.52	31.64	8.08	29.54	113	104	P	V
		5053.04	42.03	-11.97	54	31.88	31.63	8.06	29.54	113	104	A	V
	*	5260	108.37	-	-	97.91	31.76	8.26	29.56	113	104	P	V
	*	5260	100.68	-	-	90.22	31.76	8.26	29.56	113	104	A	V
		5357.28	49.73	-24.27	74	39.19	31.81	8.3	29.57	113	104	P	V
		5458.32	41.37	-12.63	54	30.62	31.87	8.47	29.59	113	104	A	V
802.11a CH 60 5300MHz		5055.42	51.38	-22.62	74	41.22	31.64	8.06	29.54	100	162	P	H
		5044.54	42.04	-11.96	54	31.9	31.63	8.05	29.54	100	162	A	H
	*	5300	108.59	-	-	98.11	31.78	8.27	29.57	100	162	P	H
	*	5300	100.81	-	-	90.33	31.78	8.27	29.57	100	162	A	H
		5361.84	50.89	-23.11	74	40.34	31.82	8.3	29.57	100	162	P	H
		5350.08	42.92	-11.08	54	32.39	31.81	8.29	29.57	100	162	A	H
		5027.54	51.71	-22.29	74	41.6	31.62	8.02	29.53	102	108	P	V
		5081.94	42.07	-11.93	54	31.87	31.65	8.09	29.54	102	108	A	V
	*	5300	108.56	-	-	98.08	31.78	8.27	29.57	102	108	P	V
	*	5300	100.89	-	-	90.41	31.78	8.27	29.57	102	108	A	V
		5382.72	51.24	-22.76	74	40.69	31.83	8.3	29.58	102	108	P	V
		5354.64	43.1	-10.9	54	32.57	31.81	8.29	29.57	102	108	A	V

802.11a CH 64 5320MHz	*	5320	107.92	-	-	97.42	31.79	8.28	29.57	100	162	P	H
	*	5320	100.51	-	-	90.01	31.79	8.28	29.57	100	162	A	H
		5351.68	51.08	-22.92	74	40.55	31.81	8.29	29.57	100	162	P	H
		5350.88	42.91	-11.09	54	32.38	31.81	8.29	29.57	100	162	A	H
													H
													H
	*	5320	107.23	-	-	96.73	31.79	8.28	29.57	100	107	P	V
	*	5320	99.74	-	-	89.24	31.79	8.28	29.57	100	107	A	V
		5354.4	51.21	-22.79	74	40.68	31.81	8.29	29.57	100	107	P	V
		5351.2	42.81	-11.19	54	32.28	31.81	8.29	29.57	100	107	A	V
													V
													V
Remark	1. No other spurious found. 2. All results are PASS against Peak and Average limit line.												

Band 2 5250~5350MHz

WIFI 802.11a (Harmonic @ 3m)

WIFI Ant.	Note	Frequency	Level	Over Limit	Limit Line	Read Level	Antenna Factor	Path Loss	Preamp Factor	Ant Pos	Table Pos	Peak Avg.	Pol.
2		(MHz)	(dBμV/m)	(dB)	(dBμV/m)	(dBμV)	(dB/m)	(dB)	(dB)	(cm)	(deg)	(P/A)	(H/V)
802.11a CH 52 5260MHz		10520	47.4	-20.8	68.2	51.87	40.02	12.39	56.88	100	0	P	H
		15780	45.31	-28.69	74	48.91	38.04	14.72	56.36	100	0	P	H
													H
													H
		10520	51.96	-16.24	68.2	56.43	40.02	12.39	56.88	100	0	P	V
		15780	44.2	-29.8	74	47.8	38.04	14.72	56.36	100	0	P	V
													V
													V
802.11a CH 60 5300MHz		10600	48.7	-25.3	74	53.01	40.1	12.41	56.82	100	0	P	H
		15900	44.9	-29.1	74	48.6	37.75	14.77	56.22	100	0	P	H
													H
													H
		10600	48.37	-25.63	74	52.68	40.1	12.41	56.82	100	0	P	V
		15900	44.31	-29.69	74	48.01	37.75	14.77	56.22	100	0	P	V
													V
													V
802.11a CH 64 5320MHz		10640	49.78	-24.22	74	54.02	40.14	12.41	56.79	100	0	P	H
		15960	45.53	-28.47	74	49.31	37.58	14.79	56.15	100	0	P	H
													H
													H
		10640	53.4	-20.6	74	57.64	40.14	12.41	56.79	220	189	P	V
		10640	44.02	-9.98	54	48.26	40.14	12.41	56.79	220	189	A	V
		15960	44.72	-29.28	74	48.5	37.58	14.79	56.15	100	0	P	V
													V
Remark	1. No other spurious found. 2. All results are PASS against Peak and Average limit line.												

Band 2 5250~5350MHz

WIFI 802.11n HT20 (Band Edge @ 3m)

WIFI Ant.	Note	Frequency	Level	Over Limit	Limit Line	Read Level	Antenna Factor	Path Loss	Preamp Factor	Ant Pos	Table Pos	Peak Avg.	Pol.
2		(MHz)	(dBμV/m)	(dB)	(dBμV/m)	(dBμV)	(dB/m)	(dB)	(dB)	(cm)	(deg)	(P/A)	(H/V)
802.11n HT20 CH 52 5260MHz		5090.44	51.15	-22.85	74	40.93	31.66	8.1	29.54	100	161	P	H
		5052.7	42.26	-11.74	54	32.11	31.63	8.06	29.54	100	161	A	H
	*	5260	109.41	-	-	98.95	31.76	8.26	29.56	100	161	P	H
	*	5260	101.04	-	-	90.58	31.76	8.26	29.56	100	161	A	H
		5444.88	50.68	-23.32	74	39.97	31.86	8.43	29.58	100	161	P	H
		5452.56	41.52	-12.48	54	30.79	31.87	8.45	29.59	100	161	A	H
		5107.78	51.54	-22.46	74	41.29	31.67	8.12	29.54	100	110	P	V
		5080.92	42.1	-11.9	54	31.9	31.65	8.09	29.54	100	110	A	V
	*	5260	108.3	-	-	97.84	31.76	8.26	29.56	100	110	P	V
	*	5260	100.51	-	-	90.05	31.76	8.26	29.56	100	110	A	V
		5439.84	50.48	-23.52	74	39.78	31.86	8.42	29.58	100	110	P	V
		5355.12	41.42	-12.58	54	30.89	31.81	8.29	29.57	100	110	A	V
802.11n HT20 CH 60 5300MHz		5073.44	50.88	-23.12	74	40.69	31.65	8.08	29.54	100	162	P	H
		5088.74	42.04	-11.96	54	31.82	31.66	8.1	29.54	100	162	A	H
	*	5300	109.06	-	-	98.58	31.78	8.27	29.57	100	162	P	H
	*	5300	101.03	-	-	90.55	31.78	8.27	29.57	100	162	A	H
		5355.12	52.23	-21.77	74	41.7	31.81	8.29	29.57	100	162	P	H
		5351.28	41.99	-12.01	54	31.46	31.81	8.29	29.57	100	162	A	H
		5019.72	51.45	-22.55	74	41.36	31.61	8.01	29.53	100	102	P	V
		5096.56	41.87	-12.13	54	31.64	31.66	8.11	29.54	100	102	A	V
	*	5300	108.09	-	-	97.61	31.78	8.27	29.57	100	102	P	V
	*	5300	100.38	-	-	89.9	31.78	8.27	29.57	100	102	A	V
		5359.92	50.31	-23.69	74	39.77	31.81	8.3	29.57	100	102	P	V
		5350.08	41.72	-12.28	54	31.19	31.81	8.29	29.57	100	102	A	V

802.11n HT20 CH 64 5320MHz	*	5320	107.74	-	-	97.24	31.79	8.28	29.57	100	162	P	H
	*	5320	99.8	-	-	89.3	31.79	8.28	29.57	100	162	A	H
		5358.08	51.5	-22.5	74	40.96	31.81	8.3	29.57	100	162	P	H
		5351.68	42.85	-11.15	54	32.32	31.81	8.29	29.57	100	162	A	H
													H
													H
	*	5320	106.7	-	-	96.2	31.79	8.28	29.57	107	103	P	V
	*	5320	99.18	-	-	88.68	31.79	8.28	29.57	107	103	A	V
		5356.8	51.37	-22.63	74	40.84	31.81	8.29	29.57	107	103	P	V
		5350.4	42.67	-11.33	54	32.14	31.81	8.29	29.57	107	103	A	V
													V
													V
Remark	1. No other spurious found. 2. All results are PASS against Peak and Average limit line.												

Band 2 5250~5350MHz

WIFI 802.11n HT20 (Harmonic @ 3m)

WIFI Ant.	Note	Frequency	Level	Over Limit	Limit Line	Read Level	Antenna Factor	Path Loss	Preamp Factor	Ant Pos	Table Pos	Peak Avg.	Pol.
2		(MHz)	(dBμV/m)	(dB)	(dBμV/m)	(dBμV)	(dB/m)	(dB)	(dB)	(cm)	(deg)	(P/A)	(H/V)
802.11n HT20 CH 52 5260MHz		10520	48.86	-19.34	68.2	53.33	40.02	12.39	56.88	100	0	P	H
		15780	44.93	-29.07	74	48.53	38.04	14.72	56.36	100	0	P	H
													H
													H
		10520	49.76	-18.44	68.2	54.23	40.02	12.39	56.88	100	0	P	V
		15780	44.46	-29.54	74	48.06	38.04	14.72	56.36	100	0	P	V
													V
													V
802.11n HT20 CH 60 5300MHz		10600	47.96	-26.04	74	52.27	40.1	12.41	56.82	100	0	P	H
		15900	44.19	-29.81	74	47.89	37.75	14.77	56.22	100	0	P	H
													H
													H
		10600	48.7	-25.3	74	53.01	40.1	12.41	56.82	100	0	P	V
		15900	44.46	-29.54	74	48.16	37.75	14.77	56.22	100	0	P	V
													V
													V
802.11n HT20 CH 64 5320MHz		10640	48.14	-25.86	74	52.38	40.14	12.41	56.79	100	0	P	H
		15960	45.1	-28.9	74	48.88	37.58	14.79	56.15	100	0	P	H
													H
													H
		10640	49.88	-24.12	74	54.12	40.14	12.41	56.79	100	0	P	V
		15960	45.21	-28.79	74	48.99	37.58	14.79	56.15	100	0	P	V
													V
													V
Remark	1. No other spurious found. 2. All results are PASS against Peak and Average limit line.												

Band 2 5250~5350MHz

WIFI 802.11n HT40 (Band Edge @ 3m)

WIFI Ant.	Note	Frequency	Level	Over Limit	Limit Line	Read Level	Antenna Factor	Path Loss	Preamp Factor	Ant Pos	Table Pos	Peak Avg.	Pol.
2		(MHz)	(dBμV/m)	(dB)	(dBμV/m)	(dBμV)	(dB/m)	(dB)	(dB)	(cm)	(deg)	(P/A)	(H/V)
802.11n HT40 CH 54 5270MHz		5035.36	51.04	-22.96	74	40.92	31.62	8.03	29.53	100	159	P	H
		5045.22	42.58	-11.42	54	32.44	31.63	8.05	29.54	100	159	A	H
	*	5270	106.18	-	-	95.72	31.76	8.26	29.56	100	159	P	H
	*	5270	98.66	-	-	88.2	31.76	8.26	29.56	100	159	A	H
		5359.44	51.36	-22.64	74	40.82	31.81	8.3	29.57	100	159	P	H
		5350.8	42.92	-11.08	54	32.39	31.81	8.29	29.57	100	159	A	H
		5077.52	50.18	-23.82	74	39.98	31.65	8.09	29.54	100	103	P	V
		5081.94	42.71	-11.29	54	32.51	31.65	8.09	29.54	100	103	A	V
	*	5270	105.57	-	-	95.11	31.76	8.26	29.56	100	103	P	V
	*	5270	97.92	-	-	87.46	31.76	8.26	29.56	100	103	A	V
		5358.96	51.23	-22.77	74	40.69	31.81	8.3	29.57	100	103	P	V
		5350.32	42.77	-11.23	54	32.24	31.81	8.29	29.57	100	103	A	V
802.11n HT40 CH 62 5310MHz		5113.56	50.4	-23.6	74	40.14	31.67	8.13	29.54	100	161	P	H
		5025.16	42.64	-11.36	54	32.53	31.62	8.02	29.53	100	161	A	H
	*	5310	105.6	-	-	95.1	31.79	8.28	29.57	100	161	P	H
	*	5310	97.96	-	-	87.46	31.79	8.28	29.57	100	161	A	H
		5351.52	59.66	-14.34	74	49.13	31.81	8.29	29.57	100	161	P	H
		5350.08	52.2	-1.8	54	41.67	31.81	8.29	29.57	100	161	A	H
		5091.8	51.4	-22.6	74	41.18	31.66	8.1	29.54	101	110	P	V
		5073.44	42.69	-11.31	54	32.5	31.65	8.08	29.54	101	110	A	V
	*	5310	104.78	-	-	94.28	31.79	8.28	29.57	101	110	P	V
	*	5310	97.22	-	-	86.72	31.79	8.28	29.57	101	110	A	V
		5351.52	58.78	-15.22	74	48.25	31.81	8.29	29.57	101	110	P	V
		5350.32	51.5	-2.5	54	40.97	31.81	8.29	29.57	101	110	A	V
Remark	1. No other spurious found. 2. All results are PASS against Peak and Average limit line.												

Band 2 5250~5350MHz

WIFI 802.11n HT40 (Harmonic @ 3m)

WIFI Ant.	Note	Frequency	Level	Over Limit	Limit Line	Read Level	Antenna Factor	Path Loss	Preamp Factor	Ant Pos	Table Pos	Peak Avg.	Pol.
2		(MHz)	(dBμV/m)	(dB)	(dBμV/m)	(dBμV)	(dB/m)	(dB)	(dB)	(cm)	(deg)	(P/A)	(H/V)
802.11n HT40 CH 54 5270MHz		10540	48.25	-19.95	68.2	52.7	40.03	12.39	56.87	100	0	P	H
		15810	44.29	-29.71	74	47.93	37.96	14.73	56.33	100	0	P	H
													H
													H
		10540	47.89	-20.31	68.2	52.34	40.03	12.39	56.87	100	0	P	V
		15810	44.85	-29.15	74	48.49	37.96	14.73	56.33	100	0	P	V
													V
													V
802.11n HT40 CH 62 5310MHz		10620	47.19	-26.81	74	51.46	40.12	12.41	56.8	100	0	P	H
		15930	45.18	-28.82	74	48.91	37.67	14.78	56.18	100	0	P	H
													H
													H
		10620	47.89	-26.11	74	52.16	40.12	12.41	56.8	100	0	P	V
		15930	44.53	-29.47	74	48.26	37.67	14.78	56.18	100	0	P	V
													V
													V
Remark	1. No other spurious found. 2. All results are PASS against Peak and Average limit line.												

Band 2 5250~5350MHz

WIFI 802.11ac VHT80 (Band Edge @ 3m)

WIFI Ant.	Note	Frequency	Level	Over Limit	Limit Line	Read Level	Antenna Factor	Path Loss	Preamp Factor	Ant Pos	Table Pos	Peak Avg.	Pol.
2		(MHz)	(dBμV/m)	(dB)	(dBμV/m)	(dBμV)	(dB/m)	(dB)	(dB)	(cm)	(deg)	(P/A)	(H/V)
802.11ac VHT80 CH 58 5290MHz		5014.96	51.01	-22.99	74	40.92	31.61	8.01	29.53	101	161	P	H
		5111.86	42.61	-11.39	54	32.35	31.67	8.13	29.54	101	161	A	H
	*	5290	102.33	-	-	91.85	31.77	8.27	29.56	101	161	P	H
	*	5290	94.43	-	-	83.95	31.77	8.27	29.56	101	161	A	H
		5352.48	59.38	-14.62	74	48.85	31.81	8.29	29.57	101	161	P	H
		5350.32	52.73	-1.27	54	42.2	31.81	8.29	29.57	101	161	P	H
		5149.26	50.77	-23.23	74	40.45	31.69	8.18	29.55	100	104	P	V
		5090.1	42.42	-11.58	54	32.2	31.66	8.1	29.54	100	104	A	V
	*	5290	101.43	-	-	90.95	31.77	8.27	29.56	100	104	P	V
	*	5290	93.65	-	-	83.17	31.77	8.27	29.56	100	104	A	V
		5353.44	59.84	-14.16	74	49.31	31.81	8.29	29.57	100	104	P	V
		5354.4	52.21	-1.79	54	41.68	31.81	8.29	29.57	100	104	A	V
Remark	1. No other spurious found. 2. All results are PASS against Peak and Average limit line.												

Band 2 5250~5350MHz

WIFI 802.11ac VHT80 (Harmonic @ 3m)

WIFI Ant.	Note	Frequency	Level	Over Limit	Limit Line	Read Level	Antenna Factor	Path Loss	Preamp Factor	Ant Pos	Table Pos	Peak Avg.	Pol.
2		(MHz)	(dBμV/m)	(dB)	(dBμV/m)	(dBμV)	(dB/m)	(dB)	(dB)	(cm)	(deg)	(P/A)	(H/V)
802.11ac VHT80 CH 58 5290MHz		10580	47.6	-20.6	68.2	51.95	40.09	12.4	56.84	100	0	P	H
		15870	45.22	-28.78	74	48.94	37.79	14.75	56.26	100	0	P	H
													H
													H
		10580	47.11	-21.09	68.2	51.46	40.09	12.4	56.84	100	0	P	V
		15870	46.2	-27.8	74	49.92	37.79	14.75	56.26	100	0	P	V
													V
													V
Remark	1. No other spurious found. 2. All results are PASS against Peak and Average limit line.												

Band 3 - 5470~5725MHz

WIFI 802.11a (Band Edge @ 3m)

WIFI	Note	Frequency	Level	Over	Limit	Read	Antenna	Path	Preamp	Ant	Table	Peak	Pol.
Ant.				Limit	Line	Level	Factor	Loss	Factor	Pos	Pos	Avg.	
2		(MHz)	(dBμV/m)	(dB)	(dBμV/m)	(dBμV)	(dB/m)	(dB)	(dB)	(cm)	(deg)	(P/A)	(H/V)
802.11a CH 100 5500MHz		5455.76	53.76	-20.24	74	43.02	31.87	8.46	29.59	290	88	P	H
		5469.84	56.95	-11.25	68.2	46.16	31.88	8.5	29.59	290	88	P	H
		5459.6	44.79	-9.21	54	34.04	31.87	8.47	29.59	290	88	A	H
	*	5500	111.98	-	-	101.09	31.9	8.58	29.59	290	88	P	H
	*	5500	104.34	-	-	93.45	31.9	8.58	29.59	290	88	A	H
													H
		5446.8	51.84	-22.16	74	41.11	31.87	8.44	29.58	245	39	P	V
		5470	52.31	-15.89	68.2	41.52	31.88	8.5	29.59	245	39	P	V
		5459.28	43.08	-10.92	54	32.33	31.87	8.47	29.59	245	39	A	V
	*	5500	107.49	-	-	96.6	31.9	8.58	29.59	245	39	P	V
	*	5500	99.59	-	-	88.7	31.9	8.58	29.59	245	39	A	V
													V
802.11a CH 116 5580MHz		5435.2	51.64	-22.36	74	40.95	31.86	8.41	29.58	289	84	P	H
		5467.36	51.71	-16.49	68.2	40.93	31.88	8.49	29.59	289	84	P	H
		5457.04	42.35	-11.65	54	31.61	31.87	8.46	29.59	289	84	A	H
	*	5580	113.69	-	-	102.52	32	8.8	29.63	289	84	P	H
	*	5580	105.81	-	-	94.64	32	8.8	29.63	289	84	A	H
		5765	51.62	-16.58	68.2	40.26	32.26	8.81	29.71	289	84	P	H
		5444.56	51.46	-22.54	74	40.75	31.86	8.43	29.58	266	38	P	V
		5469.76	49.93	-18.27	68.2	39.14	31.88	8.5	29.59	266	38	P	V
		5451.04	41.71	-12.29	54	30.98	31.87	8.45	29.59	266	38	A	V
	*	5580	108.58	-	-	97.41	32	8.8	29.63	266	38	P	V
	*	5580	99.55	-	-	88.38	32	8.8	29.63	266	38	A	V
		5745.785	50.25	-17.95	68.2	38.89	32.24	8.81	29.69	266	38	P	V

802.11a CH 140 5700MHz	*	5700	113.37	-	-	102.04	32.17	8.83	29.67	252	88	P	H
	*	5700	105.69	-	-	94.36	32.17	8.83	29.67	252	88	A	H
		5727.56	57	-11.2	68.2	45.65	32.21	8.82	29.68	252	88	P	H
													H
													H
													H
	*	5700	108.75	-	-	97.42	32.17	8.83	29.67	261	172	P	V
	*	5700	101.23	-	-	89.9	32.17	8.83	29.67	261	172	A	V
		5725.48	53.21	-14.99	68.2	41.86	32.21	8.82	29.68	261	172	P	V
													V
													V
													V
Remark	1. No other spurious found. 2. All results are PASS against Peak and Average limit line.												

Band 3 - 5470~5725MHz

WIFI 802.11a (Harmonic @ 3m)

WIFI Ant.	Note	Frequency	Level	Over Limit	Limit Line	Read Level	Antenna Factor	Path Loss	Preamp Factor	Ant Pos	Table Pos	Peak Avg.	Pol.
2		(MHz)	(dBμV/m)	(dB)	(dBμV/m)	(dBμV)	(dB/m)	(dB)	(dB)	(cm)	(deg)	(P/A)	(H/V)
802.11a CH 100 5500MHz		11000	59.56	-14.44	74	63.05	40.5	12.51	56.5	224	82	P	H
		11000	48.47	-5.53	54	51.96	40.5	12.51	56.5	224	82	A	H
		16500	46.53	-21.67	68.2	47.91	39.4	14.92	55.7	100	0	P	H
													H
		11000	59.46	-14.54	74	62.95	40.5	12.51	56.5	282	181	P	V
		11000	47.97	-6.03	54	51.46	40.5	12.51	56.5	282	181	A	V
		16500	47.38	-20.82	68.2	48.76	39.4	14.92	55.7	100	0	P	V
													V
802.11a CH 116 5580MHz		11160	57.2	-16.8	74	60.75	40.3	12.59	56.44	225	82	P	H
		11160	47.11	-6.89	54	50.66	40.3	12.59	56.44	225	82	A	H
		16740	47.2	-21	68.2	48.44	39.69	14.96	55.89	100	0	P	H
													H
		11160	60.51	-13.49	74	64.06	40.3	12.59	56.44	240	202	P	V
		11160	50.72	-3.28	54	54.27	40.3	12.59	56.44	240	202	A	V
		16740	46.46	-21.74	68.2	47.7	39.69	14.96	55.89	100	0	P	V
													V
802.11a CH 140 5700MHz		11400	47.82	-26.18	74	51.43	40.02	12.71	56.34	100	0	P	H
		17100	48.22	-19.98	68.2	49.1	40.36	15.06	56.3	100	0	P	H
													H
													H
		11400	53.45	-20.55	74	57.06	40.02	12.71	56.34	222	151	P	V
		11400	43.38	-10.62	54	46.99	40.02	12.71	56.34	222	151	A	V
		17100	48.38	-19.82	68.2	49.26	40.36	15.06	56.3	100	0	P	V
													V
Remark	1. No other spurious found. 2. All results are PASS against Peak and Average limit line.												

Band 3 - 5470~5725MHz

WIFI 802.11n HT20 (Band Edge @ 3m)

WIFI Ant.	Note	Frequency	Level	Over Limit	Limit Line	Read Level	Antenna Factor	Path Loss	Preamp Factor	Ant Pos	Table Pos	Peak Avg.	Pol.
2		(MHz)	(dBμV/m)	(dB)	(dBμV/m)	(dBμV)	(dB/m)	(dB)	(dB)	(cm)	(deg)	(P/A)	(H/V)
802.11n HT20 CH 100 5500MHz		5459.6	53.56	-20.44	74	42.81	31.87	8.47	29.59	282	83	P	H
		5463.92	55.92	-12.28	68.2	45.15	31.88	8.48	29.59	282	83	P	H
		5460	44.78	-9.22	54	34.03	31.87	8.47	29.59	282	83	A	H
	*	5500	111.61	-	-	100.72	31.9	8.58	29.59	282	83	P	H
	*	5500	104.43	-	-	93.54	31.9	8.58	29.59	282	83	A	H
													H
		5448.24	51.98	-22.02	74	41.25	31.87	8.44	29.58	109	41	P	V
		5467.76	52.67	-15.53	68.2	41.89	31.88	8.49	29.59	109	41	P	V
		5456.24	42.53	-11.47	54	31.79	31.87	8.46	29.59	109	41	A	V
	*	5500	105.71	-	-	94.82	31.9	8.58	29.59	109	41	P	V
	*	5500	98.54	-	-	87.65	31.9	8.58	29.59	109	41	A	V
													V
802.11n HT20 CH 116 5580MHz		5443.36	52.64	-21.36	74	41.89	31.86	8.43	29.54	260	87	P	H
		5469.52	51.93	-16.27	68.2	41.09	31.88	8.5	29.54	260	87	P	H
		5458.96	42.81	-11.19	54	32.01	31.87	8.47	29.54	260	87	A	H
	*	5580	113.88	-	-	102.63	32	8.8	29.55	260	87	P	H
	*	5580	106.88	-	-	95.63	32	8.8	29.55	260	87	A	H
		5756.18	51.87	-16.33	68.2	40.36	32.26	8.81	29.56	260	87	P	H
		5456.56	50.94	-23.06	74	40.15	31.87	8.46	29.54	108	45	P	V
		5461.6	50.85	-17.35	68.2	40.04	31.87	8.48	29.54	108	45	P	V
		5458.24	41.92	-12.08	54	31.12	31.87	8.47	29.54	108	45	A	V
	*	5580	108.54	-	-	97.29	32	8.8	29.55	108	45	P	V
	*	5580	101.05	-	-	89.8	32	8.8	29.55	108	45	A	V
		5729.09	51.19	-17.01	68.2	39.71	32.21	8.82	29.55	108	45	P	V

802.11n HT20 CH 140 5700MHz	*	5700	113.76	-	-	102.43	32.17	8.83	29.67	247	86	P	H
	*	5700	105.96	-	-	94.63	32.17	8.83	29.67	247	86	A	H
		5725.48	64.61	-3.59	68.2	53.26	32.21	8.82	29.68	247	86	P	H
													H
													H
													H
	*	5700	107.29	-	-	95.96	32.17	8.83	29.67	100	48	P	V
	*	5700	99.33	-	-	88	32.17	8.83	29.67	100	48	A	V
		5725.64	57.18	-11.02	68.2	45.83	32.21	8.82	29.68	100	48	P	V
													V
													V
													V
Remark	1. No other spurious found. 2. All results are PASS against Peak and Average limit line.												

Band 3 - 5470~5725MHz

WIFI 802.11n HT20 (Harmonic @ 3m)

WIFI Ant.	Note	Frequency	Level	Over Limit	Limit Line	Read Level	Antenna Factor	Path Loss	Preamp Factor	Ant Pos	Table Pos	Peak Avg.	Pol.
2		(MHz)	(dBμV/m)	(dB)	(dBμV/m)	(dBμV)	(dB/m)	(dB)	(dB)	(cm)	(deg)	(P/A)	(H/V)
802.11n HT20 CH 100 5500MHz		11000	59.1	-14.9	74	62.59	40.5	12.51	56.5	100	100	P	H
		11000	48.61	-5.39	54	52.1	40.5	12.51	56.5	100	100	A	H
		16500	46.46	-21.74	68.2	47.84	39.4	14.92	55.7	100	0	P	H
													H
		11000	60.22	-13.78	74	63.71	40.5	12.51	56.5	100	280	P	V
		11000	49.7	-4.3	54	53.19	40.5	12.51	56.5	100	280	A	V
		16500	47.15	-21.05	68.2	48.53	39.4	14.92	55.7	100	0	P	V
													V
802.11n HT20 CH 116 5580MHz		11160	58.44	-15.56	74	61.99	40.3	12.59	56.44	100	100	P	H
		11160	47.34	-6.66	54	50.89	40.3	12.59	56.44	100	100	A	H
		16740	47.17	-21.03	68.2	48.41	39.69	14.96	55.89	100	0	P	H
													H
		11160	61.25	-12.75	74	64.8	40.3	12.59	56.44	103	277	P	V
		11160	50.38	-3.62	54	53.93	40.3	12.59	56.44	103	277	A	V
		16740	46.19	-22.01	68.2	47.43	39.69	14.96	55.89	100	0	P	V
													V
802.11n HT20 CH 140 5700MHz		11400	48.47	-25.53	74	52.08	40.02	12.71	56.34	100	0	P	H
		17100	48.25	-19.95	68.2	49.13	40.36	15.06	56.3	100	0	P	H
													H
													H
		11400	55.71	-18.29	74	59.32	40.02	12.71	56.34	100	272	P	V
		11400	44.88	-9.12	54	48.49	40.02	12.71	56.34	100	272	A	V
		17100	48.18	-20.02	68.2	49.06	40.36	15.06	56.3	100	0	P	V
													V
Remark	1. No other spurious found. 2. All results are PASS against Peak and Average limit line.												

Band 3 - 5470~5725MHz

WIFI 802.11n HT40 (Band Edge @ 3m)

WIFI Ant.	Note	Frequency	Level	Over Limit	Limit Line	Read Level	Antenna Factor	Path Loss	Preamp Factor	Ant Pos	Table Pos	Peak Avg.	Pol.
2		(MHz)	(dBμV/m)	(dB)	(dBμV/m)	(dBμV)	(dB/m)	(dB)	(dB)	(cm)	(deg)	(P/A)	(H/V)
802.11n HT40 CH 102 5510MHz		5458.72	58.29	-15.71	74	47.54	31.87	8.47	29.59	249	83	P	H
		5465.44	65.42	-2.78	68.2	54.64	31.88	8.49	29.59	249	83	P	H
		5459.92	49.91	-4.09	54	39.16	31.87	8.47	29.59	249	83	A	H
	*	5510	109.34	-	-	98.43	31.9	8.61	29.6	249	83	P	H
	*	5510	101.54	-	-	90.63	31.9	8.61	29.6	249	83	A	H
		5741.375	52.37	-15.83	68.2	41.01	32.24	8.81	29.69	249	83	P	H
		5459.68	54.89	-19.11	74	44.14	31.87	8.47	29.59	100	43	P	V
		5468.8	60.42	-7.78	68.2	49.63	31.88	8.5	29.59	100	43	P	V
		5459.92	45.97	-8.03	54	35.22	31.87	8.47	29.59	100	43	A	V
	*	5510	104.83	-	-	93.92	31.9	8.61	29.6	100	43	P	V
	*	5510	96.11	-	-	85.2	31.9	8.61	29.6	100	43	A	V
		5736.965	52	-16.2	68.2	40.63	32.24	8.82	29.69	100	43	P	V
802.11n HT40 CH 110 5550MHz		5456.8	51.97	-22.03	74	41.23	31.87	8.46	29.59	305	83	P	H
		5463.76	54.42	-13.78	68.2	43.65	31.88	8.48	29.59	305	83	P	H
		5458.72	45.03	-8.97	54	34.28	31.87	8.47	29.59	305	83	A	H
	*	5550	111.71	-	-	100.63	31.97	8.72	29.61	305	83	P	H
	*	5550	103.27	-	-	92.19	31.97	8.72	29.61	305	83	A	H
		5728.46	51.7	-16.5	68.2	40.35	32.21	8.82	29.68	305	83	P	H
		5453.2	50.87	-23.13	74	40.14	31.87	8.45	29.59	119	41	P	V
		5469.28	51.97	-16.23	68.2	41.18	31.88	8.5	29.59	119	41	P	V
		5458.72	43.46	-10.54	54	32.71	31.87	8.47	29.59	119	41	A	V
	*	5550	105.39	-	-	94.31	31.97	8.72	29.61	119	41	P	V
	*	5550	97.21	-	-	86.13	31.97	8.72	29.61	119	41	A	V
		5743.895	50.61	-17.59	68.2	39.25	32.24	8.81	29.69	119	41	P	V

802.11n HT40 CH 134 5670MHz		5371.35	50.47	-23.53	74	39.92	31.82	8.3	29.57	250	88	P	H
		5468.3	49.93	-18.27	68.2	39.15	31.88	8.49	29.59	250	88	P	H
		5459.2	42.1	-11.9	54	31.35	31.87	8.47	29.59	250	88	A	H
	*	5670	111.02	-	-	99.71	32.14	8.83	29.66	250	88	P	H
	*	5670	103.23	-	-	91.92	32.14	8.83	29.66	250	88	A	H
		5725.31	59.69	-8.51	68.2	48.34	32.21	8.82	29.68	250	88	P	H
		5417.55	49.16	-24.84	74	38.53	31.85	8.36	29.58	106	47	P	V
		5459.9	47.63	-26.37	74	36.88	31.87	8.47	29.59	106	47	P	V
		5458.15	41.68	-12.32	54	30.93	31.87	8.47	29.59	106	47	A	V
	*	5670	105.7	-	-	94.39	32.14	8.83	29.66	106	47	P	V
	*	5670	97.36	-	-	86.05	32.14	8.83	29.66	106	47	A	V
		5725.31	54.02	-14.18	68.2	42.67	32.21	8.82	29.68	106	47	P	V
Remark	1. No other spurious found. 2. All results are PASS against Peak and Average limit line.												

Band 3 - 5470~5725MHz

WIFI 802.11n HT40 (Harmonic @ 3m)

WIFI Ant.	Note	Frequency	Level	Over Limit	Limit Line	Read Level	Antenna Factor	Path Loss	Preamp Factor	Ant Pos	Table Pos	Peak Avg.	Pol.
2		(MHz)	(dBμV/m)	(dB)	(dBμV/m)	(dBμV)	(dB/m)	(dB)	(dB)	(cm)	(deg)	(P/A)	(H/V)
802.11n HT40 CH 102 5510MHz		11020	53.67	-20.33	74	57.16	40.48	12.52	56.49	102	100	P	H
		11020	45.76	-8.24	54	49.25	40.48	12.52	56.49	102	100	A	H
		16530	47.78	-20.42	68.2	49.14	39.44	14.92	55.72	100	0	P	H
													H
		11020	54.71	-19.29	74	58.2	40.48	12.52	56.49	104	279	P	V
		11020	46.68	-7.32	54	50.17	40.48	12.52	56.49	104	279	A	V
		16530	47.65	-20.55	68.2	49.01	39.44	14.92	55.72	100	0	P	V
													V
802.11n HT40 CH 110 5550MHz		11100	55.41	-18.59	74	58.93	40.38	12.56	56.46	101	99	P	H
		11100	47.23	-6.77	54	50.75	40.38	12.56	56.46	101	99	A	H
		16650	47.52	-20.68	68.2	48.8	39.59	14.95	55.82	100	0	P	H
													H
		11100	57.61	-16.39	74	61.13	40.38	12.56	56.46	102	276	P	V
		11100	49.31	-4.69	54	52.83	40.38	12.56	56.46	102	276	A	V
		16650	47.87	-20.33	68.2	49.15	39.59	14.95	55.82	100	0	P	V
													V
802.11n HT40 CH 134 5670MHz		11340	48.1	-25.9	74	51.68	40.1	12.68	56.36	100	0	P	H
		17010	48.86	-19.34	68.2	49.91	40.06	15.01	56.12	100	0	P	H
													H
													H
		11340	54.59	-19.41	74	58.17	40.1	12.68	56.36	100	276	P	V
		11340	45.88	-8.12	54	49.46	40.1	12.68	56.36	100	276	A	V
		17010	47.54	-20.66	68.2	48.59	40.06	15.01	56.12	100	0	P	V
													V
Remark	1. No other spurious found. 2. All results are PASS against Peak and Average limit line.												

Band 3 - 5470~5725MHz

WIFI 802.11ac VHT80 (Band Edge @ 3m)

WIFI Ant.	Note	Frequency	Level	Over Limit	Limit Line	Read Level	Antenna Factor	Path Loss	Preamp Factor	Ant Pos	Table Pos	Peak Avg.	Pol.
2		(MHz)	(dBμV/m)	(dB)	(dBμV/m)	(dBμV)	(dB/m)	(dB)	(dB)	(cm)	(deg)	(P/A)	(H/V)
802.11ac VHT80 CH 106 5530MHz		5457.76	60.01	-13.99	74	49.26	31.87	8.47	29.59	258	88	P	H
		5465.2	61.85	-6.35	68.2	51.07	31.88	8.49	29.59	258	88	P	H
		5459.92	51.3	-2.7	54	40.55	31.87	8.47	29.59	258	88	A	H
	*	5530	107.26	-	-	96.29	31.92	8.66	29.61	258	88	P	H
	*	5530	98.65	-	-	87.68	31.92	8.66	29.61	258	88	A	H
		5740.115	52.52	-15.68	68.2	41.16	32.24	8.81	29.69	258	88	P	H
		5457.28	56.92	-17.08	74	46.18	31.87	8.46	29.59	272	38	P	V
		5469.76	55.96	-12.24	68.2	45.17	31.88	8.5	29.59	272	38	P	V
		5458.72	47.39	-6.61	54	36.64	31.87	8.47	29.59	272	38	A	V
	*	5530	101.31	-	-	90.34	31.92	8.66	29.61	272	38	P	V
	*	5530	92.75	-	-	81.78	31.92	8.66	29.61	272	38	A	V
		5745.155	51.16	-17.04	68.2	39.8	32.24	8.81	29.69	272	38	P	V
802.11ac VHT80 CH 122 5610MHz		5458.48	52.45	-21.55	74	41.7	31.87	8.47	29.59	267	87	P	H
		5468.32	53.93	-14.27	68.2	43.15	31.88	8.49	29.59	267	87	P	H
		5459.44	45.27	-8.73	54	34.52	31.87	8.47	29.59	267	87	A	H
	*	5610	108.61	-	-	97.36	32.04	8.85	29.64	267	87	P	H
	*	5610	100.4	-	-	89.15	32.04	8.85	29.64	267	87	A	H
		5733.815	54.28	-13.92	68.2	42.94	32.21	8.82	29.69	267	87	P	H
		5446.24	50.36	-23.64	74	39.64	31.87	8.43	29.58	266	173	P	V
		5468.08	50.8	-17.4	68.2	40.02	31.88	8.49	29.59	266	173	P	V
		5457.04	42.67	-11.33	54	31.93	31.87	8.46	29.59	266	173	A	V
	*	5610	103.35	-	-	92.1	32.04	8.85	29.64	266	173	P	V
	*	5610	95.32	-	-	84.07	32.04	8.85	29.64	266	173	A	V
		5761.535	52.45	-15.75	68.2	41.09	32.26	8.81	29.71	266	173	P	V
Remark	1. No other spurious found. 2. All results are PASS against Peak and Average limit line.												

Band 3 5470~5725MHz

WIFI 802.11ac VHT80 (Harmonic @ 3m)

WIFI Ant.	Note	Frequency	Level	Over Limit	Limit Line	Read Level	Antenna Factor	Path Loss	Preamp Factor	Ant Pos	Table Pos	Peak Avg.	Pol.
2		(MHz)	(dBμV/m)	(dB)	(dBμV/m)	(dBμV)	(dB/m)	(dB)	(dB)	(cm)	(deg)	(P/A)	(H/V)
802.11ac VHT80 CH 106 5530MHz		11060	46.91	-27.09	74	50.43	40.42	12.54	56.48	100	0	P	H
		16590	46.74	-21.46	68.2	48.08	39.5	14.93	55.77	100	0	P	H
													H
													H
		11060	48.87	-25.13	74	52.39	40.42	12.54	56.48	100	0	P	V
		16590	47.79	-20.41	68.2	49.13	39.5	14.93	55.77	100	0	P	V
													V
													V
802.11ac VHT80 CH 122 5610MHz		11220	47.71	-26.29	74	51.26	40.24	12.62	56.41	100	0	P	H
		16830	48.19	-20.01	68.2	49.38	39.79	14.98	55.96	100	0	P	H
													H
													H
		11220	52.69	-21.31	74	56.24	40.24	12.62	56.41	100	279	P	V
		11220	44.7	-9.3	54	48.25	40.24	12.62	56.41	100	279	A	V
		16830	48.62	-19.58	68.2	49.81	39.79	14.98	55.96	100	0	P	V
													V
Remark	1. No other spurious found. 2. All results are PASS against Peak and Average limit line.												

Band 3 - Straddle Channel

WIFI 802.11a (Band Edge @ 3m)

WIFI	Note	Frequency	Level	Over	Limit	Read	Antenna	Path	Preamp	Ant	Table	Peak	Pol.
Ant.				Limit	Line	Level	Factor	Loss	Factor	Pos	Pos	Avg.	
2		(MHz)	(dBµV/m)	(dB)	(dBµV/m)	(dBµV)	(dB/m)	(dB)	(dB)	(cm)	(deg)	(P/A)	(H/V)
802.11a CH 144 5720MHz		5437.36	49.77	-24.23	74	39.08	31.86	8.41	29.58	255	87	P	H
		5467	48.68	-19.52	68.2	37.9	31.88	8.49	29.59	255	87	P	H
		5459.2	41.4	-12.6	54	30.65	31.87	8.47	29.59	255	87	A	H
	*	5720	112.94	-	-	101.59	32.21	8.82	29.68	255	87	P	H
	*	5720	105.4	-	-	94.05	32.21	8.82	29.68	255	87	A	H
		5852	52.31	-15.89	68.2	40.82	32.38	8.85	29.74	255	87	P	H
		5373.01	49.64	-24.36	74	39.09	31.82	8.3	29.57	258	172	P	V
		5466.22	48.65	-19.55	68.2	37.87	31.88	8.49	29.59	258	172	P	V
		5454.52	41.37	-12.63	54	30.63	31.87	8.46	29.59	258	172	A	V
	*	5720	108.82	-	-	97.47	32.21	8.82	29.68	258	172	P	V
	*	5720	100.9	-	-	89.55	32.21	8.82	29.68	258	172	A	V
		5860.75	51.42	-16.78	68.2	39.91	32.41	8.85	29.75	258	172	P	V
Remark	1. No other spurious found. 2. All results are PASS against Peak and Average limit line.												

Band 3 - Straddle Channel

WIFI 802.11a (Harmonic @ 3m)

WIFI Ant.	Note	Frequency	Level	Over Limit	Limit Line	Read Level	Antenna Factor	Path Loss	Preamp Factor	Ant Pos	Table Pos	Peak Avg.	Pol.
2		(MHz)	(dBμV/m)	(dB)	(dBμV/m)	(dBμV)	(dB/m)	(dB)	(dB)	(cm)	(deg)	(P/A)	(H/V)
802.11a CH 144 5720MHz		11440	47.48	-26.52	74	51.1	39.98	12.72	56.32	100	0	P	H
		17160	48.42	-19.78	68.2	49.17	40.6	15.07	56.42	100	0	P	H
													H
													H
		11440	49.51	-24.49	74	53.13	39.98	12.72	56.32	100	0	P	V
		17160	48.89	-19.31	68.2	49.64	40.6	15.07	56.42	100	0	P	V
													V
													V
Remark	1. No other spurious found. 2. All results are PASS against Peak and Average limit line.												

Band 3 - Straddle Channel

WIFI 802.11n HT20 (Band Edge @ 3m)

WIFI Ant.	Note	Frequency	Level	Over Limit	Limit Line	Read Level	Antenna Factor	Path Loss	Preamp Factor	Ant Pos	Table Pos	Peak Avg.	Pol.
2		(MHz)	(dBμV/m)	(dB)	(dBμV/m)	(dBμV)	(dB/m)	(dB)	(dB)	(cm)	(deg)	(P/A)	(H/V)
802.11n HT20 CH 144 5720MHz		5457.25	50.24	-23.76	74	39.5	31.87	8.46	29.59	255	86	P	H
		5464.27	49.86	-18.34	68.2	39.09	31.88	8.48	29.59	255	86	P	H
		5457.64	41.26	-12.74	54	30.51	31.87	8.47	29.59	255	86	A	H
	*	5720	113.68	-	-	102.33	32.21	8.82	29.68	255	86	P	H
	*	5720	105.98	-	-	94.63	32.21	8.82	29.68	255	86	A	H
		5858.75	52.22	-15.98	68.2	40.71	32.41	8.85	29.75	255	86	P	H
		5455.3	49.59	-24.41	74	38.85	31.87	8.46	29.59	106	46	P	V
		5460.37	48.62	-19.58	68.2	37.87	31.87	8.47	29.59	106	46	P	V
		5455.3	41.17	-12.83	54	30.43	31.87	8.46	29.59	106	46	A	V
	*	5720	107.01	-	-	95.66	32.21	8.82	29.68	106	46	P	V
	*	5720	99.2	-	-	87.85	32.21	8.82	29.68	106	46	A	V
		5888.5	51.87	-16.33	68.2	40.29	32.46	8.88	29.76	106	46	P	V
Remark	1. No other spurious found. 2. All results are PASS against Peak and Average limit line.												

Band 3 - Straddle Channel

WIFI 802.11n HT20 (Harmonic @ 3m)

WIFI Ant.	Note	Frequency	Level	Over Limit	Limit Line	Read Level	Antenna Factor	Path Loss	Preamp Factor	Ant Pos	Table Pos	Peak Avg.	Pol.
2		(MHz)	(dBμV/m)	(dB)	(dBμV/m)	(dBμV)	(dB/m)	(dB)	(dB)	(cm)	(deg)	(P/A)	(H/V)
802.11n HT20 CH 144 5720MHz		11440	48.48	-25.52	74	52.1	39.98	12.72	56.32	100	0	P	H
		17160	48.64	-19.56	68.2	49.39	40.6	15.07	56.42	100	0	P	H
													H
													H
		11440	53.27	-20.73	74	56.89	39.98	12.72	56.32	100	268	P	V
		11440	43.08	-10.92	54	46.7	39.98	12.72	56.32	100	268	A	V
		17160	48.97	-19.23	68.2	49.72	40.6	15.07	56.42	100	0	P	V
													V
Remark	1. No other spurious found. 2. All results are PASS against Peak and Average limit line.												

Band 3 - Straddle Channel

WIFI 802.11n HT40 (Band Edge @ 3m)

WIFI Ant.	Note	Frequency	Level	Over Limit	Limit Line	Read Level	Antenna Factor	Path Loss	Preamp Factor	Ant Pos	Table Pos	Peak Avg.	Pol.
2		(MHz)	(dBμV/m)	(dB)	(dBμV/m)	(dBμV)	(dB/m)	(dB)	(dB)	(cm)	(deg)	(P/A)	(H/V)
802.11n HT40 CH 142 5710MHz		5396.8	50.1	-23.9	74	39.53	31.84	8.31	29.58	272	87	P	H
		5466.61	48.29	-19.91	68.2	37.51	31.88	8.49	29.59	272	87	P	H
		5456.08	41.74	-12.26	54	31	31.87	8.46	29.59	272	87	A	H
	*	5710	111.35	-	-	100.02	32.19	8.82	29.68	272	87	P	H
	*	5710	103.62	-	-	92.29	32.19	8.82	29.68	272	87	A	H
		5904	52.12	-16.08	68.2	40.53	32.46	8.89	29.76	272	87	P	H
		5388.61	50.33	-23.67	74	39.77	31.83	8.31	29.58	133	45	P	V
		5459.98	48.83	-25.17	74	38.08	31.87	8.47	29.59	133	45	P	V
		5452.96	41.77	-12.23	54	31.04	31.87	8.45	29.59	133	45	A	V
	*	5710	104.61	-	-	93.28	32.19	8.82	29.68	133	45	P	V
	*	5710	96.87	-	-	85.54	32.19	8.82	29.68	133	45	A	V
		5934.75	51.63	-16.57	68.2	39.99	32.5	8.92	29.78	133	45	P	V
Remark	1. No other spurious found. 2. All results are PASS against Peak and Average limit line.												

Band 3 - Straddle Channel

WIFI 802.11n HT40 (Harmonic @ 3m)

WIFI Ant.	Note	Frequency	Level	Over Limit	Limit Line	Read Level	Antenna Factor	Path Loss	Preamp Factor	Ant Pos	Table Pos	Peak Avg.	Pol.
2		(MHz)	(dBμV/m)	(dB)	(dBμV/m)	(dBμV)	(dB/m)	(dB)	(dB)	(cm)	(deg)	(P/A)	(H/V)
802.11n HT40 CH 142 5710MHz		11420	47.21	-26.79	74	50.83	40	12.71	56.33	100	0	P	H
		17130	48.39	-19.81	68.2	49.2	40.48	15.07	56.36	100	0	P	H
													H
													H
		11420	49.57	-24.43	74	53.19	40	12.71	56.33	100	0	P	V
		17130	48.54	-19.66	68.2	49.35	40.48	15.07	56.36	100	0	P	V
													V
													V
Remark	1. No other spurious found. 2. All results are PASS against Peak and Average limit line.												

Band 3 - Straddle Channel

WIFI 802.11ac VHT80 (Band Edge @ 3m)

WIFI Ant.	Note	Frequency	Level	Over Limit	Limit Line	Read Level	Antenna Factor	Path Loss	Preamp Factor	Ant Pos	Table Pos	Peak Avg.	Pol.
2		(MHz)	(dBμV/m)	(dB)	(dBμV/m)	(dBμV)	(dB/m)	(dB)	(dB)	(cm)	(deg)	(P/A)	(H/V)
802.11ac VHT80 CH 138 5690MHz		5401.48	50.73	-23.27	74	40.16	31.84	8.31	29.58	277	88	P	H
		5469.34	50.14	-18.06	68.2	39.35	31.88	8.5	29.59	277	88	P	H
		5443.21	42.47	-11.53	54	31.76	31.86	8.43	29.58	277	88	A	H
	*	5690	108.05	-	-	96.72	32.17	8.83	29.67	277	88	P	H
	*	5690	100.21	-	-	88.88	32.17	8.83	29.67	277	88	A	H
		5865.1	53.67	-14.53	68.2	42.15	32.41	8.86	29.75	277	88	P	H
		5351.56	50.27	-23.73	74	39.74	31.81	8.29	29.57	261	170	P	V
		5467.78	49.39	-18.81	68.2	38.61	31.88	8.49	29.59	261	170	P	V
		5454.13	42.03	-11.97	54	31.29	31.87	8.46	29.59	261	170	A	V
	*	5690	103.33	-	-	92	32.17	8.83	29.67	261	170	P	V
	*	5690	95.64	-	-	84.31	32.17	8.83	29.67	261	170	A	V
		5875.6	52.28	-15.92	68.2	40.73	32.43	8.87	29.75	261	170	P	V
Remark	1. No other spurious found. 2. All results are PASS against Peak and Average limit line.												

Band 3 - Straddle Channel

WIFI 802.11ac VHT80 (Harmonic @ 3m)

WIFI Ant.	Note	Frequency	Level	Over Limit	Limit Line	Read Level	Antenna Factor	Path Loss	Preamp Factor	Ant Pos	Table Pos	Peak Avg.	Pol.
2		(MHz)	(dBμV/m)	(dB)	(dBμV/m)	(dBμV)	(dB/m)	(dB)	(dB)	(cm)	(deg)	(P/A)	(H/V)
802.11ac VHT80 CH 138 5690MHz		11380	47.8	-26.2	74	51.41	40.04	12.7	56.35	100	0	P	H
		17070	48.45	-19.75	68.2	49.41	40.24	15.04	56.24	100	0	P	H
													H
													H
		11380	47.06	-26.94	74	50.67	40.04	12.7	56.35	100	0	P	V
		17070	47.77	-20.43	68.2	48.73	40.24	15.04	56.24	100	0	P	V
													V
													V
Remark	1. No other spurious found. 2. All results are PASS against Peak and Average limit line.												

Emission below 1GHz

WIFI 802.11ac VHT80 (LF @ 3m)

WIFI	Note	Frequency	Level	Over	Limit	Read	Antenna	Path	Preamp	Ant	Table	Peak	Pol.
Ant.				Limit	Line	Level	Factor	Loss	Factor	Pos	Pos	Avg.	
2		(MHz)	(dBμV/m)	(dB)	(dBμV/m)	(dBμV)	(dB/m)	(dB)	(dB)	(cm)	(deg)	(P/A)	(H/V)
802.11ac VHT80 LF		80.76	33.22	-6.78	40	50.84	13.41	1.21	32.24	-	-	P	H
		117.75	36.37	-7.13	43.5	49.94	17.24	1.39	32.2	-	-	P	H
		139.35	39.81	-3.69	43.5	53.21	17.33	1.45	32.18	100	0	P	H
		498.1	35.8	-10.2	46	41.38	23.93	2.66	32.17	-	-	P	H
		568.8	31.52	-14.48	46	35.17	25.68	2.89	32.22	-	-	P	H
		952.4	33.6	-12.4	46	30.24	30.61	3.71	30.96	-	-	P	H
													H
													H
													H
													H
													H
													H
		32.43	32.33	-7.67	40	40.77	23.1	0.75	32.29	100	0	P	V
		50.52	30.43	-9.57	40	47.74	14.03	0.95	32.29	-	-	P	V
		80.76	29.81	-10.19	40	47.43	13.41	1.21	32.24	-	-	P	V
		498.1	37.05	-8.95	46	42.63	23.93	2.66	32.17	-	-	P	V
		568.8	36.46	-9.54	46	40.11	25.68	2.89	32.22	-	-	P	V
		950.3	33.44	-12.56	46	30.17	30.54	3.71	30.98	-	-	P	V
													V
													V
													V
													V
													V
													V
Remark	1. No other spurious found. 2. All results are PASS against limit line.												

Band 1 - 5150~5250MHz

WIFI 802.11a (Band Edge @ 3m)

WIFI	Note	Frequency	Level	Over	Limit	Read	Antenna	Path	Preamp	Ant	Table	Peak	Pol.
Ant.				Limit	Line	Level	Factor	Loss	Factor	Pos	Pos	Avg.	
1+2		(MHz)	(dBμV/m)	(dB)	(dBμV/m)	(dBμV)	(dB/m)	(dB)	(dB)	(cm)	(deg)	(P/A)	(H/V)
802.11a CH 36 5180MHz		5134.42	53.11	-20.89	74	42.75	31.68	8.16	29.48	216	63	P	H
		5148.98	44.26	-9.74	54	33.88	31.69	8.18	29.49	216	63	A	H
	*	5180	110.34	-	-	99.9	31.71	8.22	29.49	216	63	P	H
	*	5180	103.4	-	-	92.96	31.71	8.22	29.49	216	63	A	H
													H
													H
		5150	57.74	-16.26	74	47.36	31.69	8.18	29.49	197	340	P	V
		5150	49.57	-4.43	54	39.19	31.69	8.18	29.49	197	340	A	V
	*	5180	115.13	-	-	104.69	31.71	8.22	29.49	197	340	P	V
	*	5180	107.6	-	-	97.16	31.71	8.22	29.49	197	340	A	V
													V
													V
802.11a CH 44 5220MHz		5095.68	51.84	-22.16	74	41.55	31.66	8.11	29.48	208	62	P	H
		5145.6	42.25	-11.75	54	31.88	31.69	8.17	29.49	208	62	A	H
	*	5220	111.37	-	-	100.89	31.73	8.25	29.5	208	62	P	H
	*	5220	103.6	-	-	93.12	31.73	8.25	29.5	208	62	A	H
		5369	50.14	-23.86	74	39.55	31.82	8.3	29.53	208	62	P	H
		5456.36	41.6	-12.4	54	30.81	31.87	8.46	29.54	208	62	A	H
		5145.86	53.48	-20.52	74	43.11	31.69	8.17	29.49	224	340	P	V
		5148.98	44.32	-9.68	54	33.94	31.69	8.18	29.49	224	340	A	V
	*	5220	114.29	-	-	103.81	31.73	8.25	29.5	224	340	P	V
	*	5220	107.2	-	-	96.72	31.73	8.25	29.5	224	340	A	V
		5363.12	51.91	-22.09	74	41.32	31.82	8.3	29.53	224	340	P	V
		5376	43.15	-10.85	54	32.56	31.82	8.3	29.53	224	340	A	V

802.11a CH 48 5240MHz		5140.66	52.04	-21.96	74	41.67	31.69	8.17	29.49	205	59	P	H
		5061.36	42.17	-11.83	54	31.93	31.64	8.07	29.47	205	59	A	H
	*	5240	111	-	-	100.51	31.74	8.25	29.5	205	59	P	H
	*	5240	103.43	-	-	92.94	31.74	8.25	29.5	205	59	A	H
		5450.76	50.44	-23.56	74	39.66	31.87	8.45	29.54	205	59	P	H
		5453	41.52	-12.48	54	30.74	31.87	8.45	29.54	205	59	A	H
		5130.26	52.2	-21.8	74	41.85	31.68	8.15	29.48	231	340	P	V
		5145.6	42.96	-11.04	54	32.59	31.69	8.17	29.49	231	340	A	V
	*	5240	115.21	-	-	104.72	31.74	8.25	29.5	231	340	P	V
	*	5240	107.62	-	-	97.13	31.74	8.25	29.5	231	340	A	V
		5353.88	51.15	-22.85	74	40.57	31.81	8.29	29.52	231	340	P	V
		5452.72	43.13	-10.87	54	32.35	31.87	8.45	29.54	231	340	A	V
Remark	1. No other spurious found. 2. All results are PASS against Peak and Average limit line.												

Band 1 5150~5250MHz

WIFI 802.11a (Harmonic @ 3m)

WIFI Ant.	Note	Frequency	Level	Over Limit	Limit Line	Read Level	Antenna Factor	Path Loss	Preamp Factor	Ant Pos	Table Pos	Peak Avg.	Pol.
1+2		(MHz)	(dBμV/m)	(dB)	(dBμV/m)	(dBμV)	(dB/m)	(dB)	(dB)	(cm)	(deg)	(P/A)	(H/V)
802.11a CH 36 5180MHz		10360	48.56	-19.64	68.2	53.42	39.76	12.34	56.96	100	0	P	H
		15540	46.03	-27.97	74	49.44	38.62	14.62	56.65	100	0	P	H
													H
													H
		10360	48.79	-19.41	68.2	53.65	39.76	12.34	56.96	100	0	P	V
		15540	44.92	-29.08	74	48.33	38.62	14.62	56.65	100	0	P	V
													V
													V
802.11a CH 44 5220MHz		10440	47.78	-20.42	68.2	52.46	39.88	12.36	56.92	100	0	P	H
		15660	44.28	-29.72	74	47.79	38.33	14.67	56.51	100	0	P	H
													H
													H
		10440	48.47	-19.73	68.2	53.15	39.88	12.36	56.92	100	0	P	V
		15660	45.29	-28.71	74	48.8	38.33	14.67	56.51	100	0	P	V
													V
													V
802.11a CH 48 5240MHz		10480	48.94	-19.26	68.2	53.51	39.97	12.37	56.91	100	0	P	H
		15720	45.56	-28.44	74	49.15	38.16	14.69	56.44	100	0	P	H
													H
													H
		10480	50.42	-17.78	68.2	54.99	39.97	12.37	56.91	100	0	P	V
		15720	46.19	-27.81	74	49.78	38.16	14.69	56.44	100	0	P	V
													V
													V
Remark	1. No other spurious found. 2. All results are PASS against Peak and Average limit line.												

Band 1 5150~5250MHz

WIFI 802.11n HT20 (Band Edge @ 3m)

WIFI Ant.	Note	Frequency	Level	Over Limit	Limit Line	Read Level	Antenna Factor	Path Loss	Preamp Factor	Ant Pos	Table Pos	Peak Avg.	Pol.
1+2		(MHz)	(dBμV/m)	(dB)	(dBμV/m)	(dBμV)	(dB/m)	(dB)	(dB)	(cm)	(deg)	(P/A)	(H/V)
802.11n HT20 CH 36 5180MHz		5144.82	52.75	-21.25	74	42.38	31.69	8.17	29.49	189	62	P	H
		5145.34	44.11	-9.89	54	33.74	31.69	8.17	29.49	189	62	A	H
	*	5180	111.78	-	-	101.34	31.71	8.22	29.49	189	62	P	H
	*	5180	103.85	-	-	93.41	31.71	8.22	29.49	189	62	A	H
													H
													H
		5149.76	55.83	-18.17	74	45.45	31.69	8.18	29.49	100	342	P	V
		5150	48.68	-5.32	54	38.3	31.69	8.18	29.49	100	342	A	V
	*	5180	114.14	-	-	103.7	31.71	8.22	29.49	100	342	P	V
	*	5180	105.54	-	-	95.1	31.71	8.22	29.49	100	342	A	V
													V
													V
802.11n HT20 CH 44 5220MHz		5002.34	52.34	-21.66	74	42.21	31.6	7.99	29.46	184	62	P	H
		5147.94	42.66	-11.34	54	32.29	31.69	8.17	29.49	184	62	A	H
	*	5220	111.98	-	-	101.5	31.73	8.25	29.5	184	62	P	H
	*	5220	104.5	-	-	94.02	31.73	8.25	29.5	184	62	A	H
		5426.12	50.28	-23.72	74	39.59	31.85	8.38	29.54	184	62	P	H
		5457.48	41.49	-12.51	54	30.69	31.87	8.47	29.54	184	62	A	H
		5148.72	51.76	-22.24	74	41.38	31.69	8.18	29.49	133	355	P	V
		5149.76	43.64	-10.36	54	33.26	31.69	8.18	29.49	133	355	A	V
	*	5220	114.82	-	-	104.34	31.73	8.25	29.5	133	355	P	V
	*	5220	107.03	-	-	96.55	31.73	8.25	29.5	133	355	A	V
		5421.64	51.04	-22.96	74	40.36	31.85	8.37	29.54	133	355	P	V
		5452.72	42.42	-11.58	54	31.64	31.87	8.45	29.54	133	355	A	V

802.11n HT20 CH 48 5240MHz		5037.44	52.33	-21.67	74	42.14	31.62	8.04	29.47	203	42	P	H
		5087.1	42.24	-11.76	54	31.97	31.65	8.1	29.48	203	42	A	H
	*	5240	112.42	-	-	101.93	31.74	8.25	29.5	203	42	P	H
	*	5240	104.85	-	-	94.36	31.74	8.25	29.5	203	42	A	H
		5412.4	51.72	-22.28	74	41.06	31.85	8.34	29.53	203	42	P	H
		5457.48	41.62	-12.38	54	30.82	31.87	8.47	29.54	203	42	A	H
		5096.2	51.48	-22.52	74	41.19	31.66	8.11	29.48	120	341	P	V
		5148.46	43.21	-10.79	54	32.83	31.69	8.18	29.49	120	341	A	V
	*	5240	116.29	-	-	105.8	31.74	8.25	29.5	120	341	P	V
	*	5240	108.93	-	-	98.44	31.74	8.25	29.5	120	341	A	V
		5384.68	50.48	-23.52	74	39.88	31.83	8.3	29.53	120	341	P	V
		5453	43.33	-10.67	54	32.55	31.87	8.45	29.54	120	341	A	V
Remark	1. No other spurious found. 2. All results are PASS against Peak and Average limit line.												

Band 1 5150~5250MHz

WIFI 802.11n HT20 (Harmonic @ 3m)

WIFI Ant.	Note	Frequency	Level	Over Limit	Limit Line	Read Level	Antenna Factor	Path Loss	Preamp Factor	Ant Pos	Table Pos	Peak Avg.	Pol.
1+2		(MHz)	(dBμV/m)	(dB)	(dBμV/m)	(dBμV)	(dB/m)	(dB)	(dB)	(cm)	(deg)	(P/A)	(H/V)
802.11n HT20 CH 36 5180MHz		10360	49.42	-18.78	68.2	54.28	39.76	12.34	56.96	100	0	P	H
		15540	45.26	-28.74	74	48.67	38.62	14.62	56.65	100	0	P	H
													H
													H
		10360	51.55	-16.65	68.2	56.41	39.76	12.34	56.96	100	0	P	V
		15540	46.97	-27.03	74	50.38	38.62	14.62	56.65	100	0	P	V
													V
													V
802.11n HT20 CH 44 5220MHz		10440	49.54	-18.66	68.2	54.22	39.88	12.36	56.92	100	0	P	H
		15660	44.95	-29.05	74	48.46	38.33	14.67	56.51	100	0	P	H
													H
													H
		10440	49.52	-18.68	68.2	54.2	39.88	12.36	56.92	100	0	P	V
		15660	44.76	-29.24	74	48.27	38.33	14.67	56.51	100	0	P	V
													V
													V
802.11n HT20 CH 48 5240MHz		10480	51.97	-16.23	68.2	56.54	39.97	12.37	56.91	100	0	P	H
		15720	45.58	-28.42	74	49.17	38.16	14.69	56.44	100	0	P	H
													H
													H
		10480	50.36	-17.84	68.2	54.93	39.97	12.37	56.91	100	0	P	V
		15720	45.56	-28.44	74	49.15	38.16	14.69	56.44	100	0	P	V
													V
													V
Remark	1. No other spurious found. 2. All results are PASS against Peak and Average limit line.												

Band 1 5150~5250MHz

WIFI 802.11n HT40 (Band Edge @ 3m)

WIFI Ant.	Note	Frequency	Level	Over Limit	Limit Line	Read Level	Antenna Factor	Path Loss	Preamp Factor	Ant Pos	Table Pos	Peak Avg.	Pol.
1+2		(MHz)	(dBμV/m)	(dB)	(dBμV/m)	(dBμV)	(dB/m)	(dB)	(dB)	(cm)	(deg)	(P/A)	(H/V)
802.11n HT40 CH 38 5190MHz		5145.34	52.76	-21.24	74	42.39	31.69	8.17	29.49	212	42	P	H
		5150	45.94	-8.06	54	35.56	31.69	8.18	29.49	212	42	A	H
	*	5190	105.91	-	-	95.46	31.71	8.23	29.49	212	42	P	H
	*	5190	98.67	-	-	88.22	31.71	8.23	29.49	212	42	A	H
		5443.76	51.25	-22.75	74	40.5	31.86	8.43	29.54	212	42	P	H
		5458.88	42.11	-11.89	54	31.31	31.87	8.47	29.54	212	42	A	H
		5148.98	57.33	-16.67	74	46.95	31.69	8.18	29.49	119	341	P	V
		5150	51.26	-2.74	54	40.88	31.69	8.18	29.49	119	341	A	V
	*	5190	110.23	-	-	99.78	31.71	8.23	29.49	119	341	P	V
	*	5190	103.16	-	-	92.71	31.71	8.23	29.49	119	341	A	V
		5410.44	50.79	-23.21	74	40.14	31.84	8.34	29.53	119	341	P	V
		5452.72	43.62	-10.38	54	32.84	31.87	8.45	29.54	119	341	A	V
802.11n HT40 CH 46 5230MHz		5025.48	51.72	-22.28	74	41.54	31.62	8.02	29.46	213	43	P	H
		5149.76	43.87	-10.13	54	33.49	31.69	8.18	29.49	213	43	A	H
	*	5230	109.43	-	-	98.94	31.74	8.25	29.5	213	43	P	H
	*	5230	102.22	-	-	91.73	31.74	8.25	29.5	213	43	A	H
		5433.96	51.08	-22.92	74	40.36	31.86	8.4	29.54	213	43	P	H
		5350.24	42.62	-11.38	54	32.04	31.81	8.29	29.52	213	43	A	H
		5148.2	54.67	-19.33	74	44.29	31.69	8.18	29.49	121	340	P	V
		5148.2	47.26	-6.74	54	36.88	31.69	8.18	29.49	121	340	A	V
	*	5230	112.95	-	-	102.46	31.74	8.25	29.5	121	340	P	V
	*	5230	106.04	-	-	95.55	31.74	8.25	29.5	121	340	A	V
		5359.48	52.12	-21.88	74	41.53	31.81	8.3	29.52	121	340	P	V
		5356.12	44.73	-9.27	54	34.15	31.81	8.29	29.52	121	340	A	V
Remark	1. No other spurious found. 2. All results are PASS against Peak and Average limit line.												

Band 1 5150~5250MHz

WIFI 802.11n HT40 (Harmonic @ 3m)

WIFI Ant.	Note	Frequency	Level	Over Limit	Limit Line	Read Level	Antenna Factor	Path Loss	Preamp Factor	Ant Pos	Table Pos	Peak Avg.	Pol.
1+2		(MHz)	(dBμV/m)	(dB)	(dBμV/m)	(dBμV)	(dB/m)	(dB)	(dB)	(cm)	(deg)	(P/A)	(H/V)
802.11n HT40 CH 38 5190MHz		10380	46.22	-21.98	68.2	51.04	39.79	12.34	56.95	100	0	P	H
		15570	45.76	-28.24	74	49.23	38.53	14.62	56.62	100	0	P	H
													H
													H
		10380	47.6	-20.6	68.2	52.42	39.79	12.34	56.95	100	0	P	V
		15570	46.25	-27.75	74	49.72	38.53	14.62	56.62	100	0	P	V
													V
													V
802.11n HT40 CH 46 5230MHz		10460	49.22	-18.98	68.2	53.86	39.91	12.37	56.92	100	0	P	H
		15690	45.31	-28.69	74	48.87	38.24	14.67	56.47	100	0	P	H
													H
													H
		10460	48.55	-19.65	68.2	53.19	39.91	12.37	56.92	100	0	P	V
		15690	46.97	-27.03	74	50.53	38.24	14.67	56.47	100	0	P	V
													V
													V
Remark	1. No other spurious found. 2. All results are PASS against Peak and Average limit line.												

Band 1 5150~5250MHz

WIFI 802.11ac VHT80 (Band Edge @ 3m)

WIFI Ant.	Note	Frequency	Level	Over Limit	Limit Line	Read Level	Antenna Factor	Path Loss	Preamp Factor	Ant Pos	Table Pos	Peak Avg.	Pol.
1+2		(MHz)	(dBμV/m)	(dB)	(dBμV/m)	(dBμV)	(dB/m)	(dB)	(dB)	(cm)	(deg)	(P/A)	(H/V)
802.11ac VHT80 CH 42 5210MHz		5134.68	53.92	-20.08	74	43.56	31.68	8.16	29.48	209	61	P	H
		5139.1	47.06	-6.94	54	36.71	31.68	8.16	29.49	209	61	A	H
	*	5210	100.16	-	-	89.69	31.73	8.24	29.5	209	61	P	H
	*	5210	92.74	-	-	82.27	31.73	8.24	29.5	209	61	A	H
		5401.48	51.51	-22.49	74	40.89	31.84	8.31	29.53	209	61	P	H
		5452.72	42.14	-11.86	54	31.36	31.87	8.45	29.54	209	61	A	H
		5148.72	58.18	-15.82	74	47.8	31.69	8.18	29.49	116	341	P	V
		5148.2	51.86	-2.14	54	41.48	31.69	8.18	29.49	116	341	A	V
	*	5210	103.99	-	-	93.52	31.73	8.24	29.5	116	341	P	V
	*	5210	96.8	-	-	86.33	31.73	8.24	29.5	116	341	A	V
		5439	50.6	-23.4	74	39.86	31.86	8.42	29.54	116	341	P	V
		5452.72	44.65	-9.35	54	33.87	31.87	8.45	29.54	116	341	A	V
Remark	1. No other spurious found. 2. All results are PASS against Peak and Average limit line.												

Band 1 5150~5250MHz

WIFI 802.11ac VHT80 (Harmonic @ 3m)

WIFI Ant.	Note	Frequency	Level	Over Limit	Limit Line	Read Level	Antenna Factor	Path Loss	Preamp Factor	Ant Pos	Table Pos	Peak Avg.	Pol.
1+2		(MHz)	(dBμV/m)	(dB)	(dBμV/m)	(dBμV)	(dB/m)	(dB)	(dB)	(cm)	(deg)	(P/A)	(H/V)
802.11ac VHT80 CH 42 5210MHz		10420	46.31	-21.89	68.2	51.03	39.85	12.36	56.93	100	0	P	H
		15630	44.32	-29.68	74	47.84	38.37	14.65	56.54	100	0	P	H
													H
													H
		10420	46.78	-21.42	68.2	51.5	39.85	12.36	56.93	100	0	P	V
		15630	44.25	-29.75	74	47.77	38.37	14.65	56.54	100	0	P	V
													V
													V
Remark	1. No other spurious found. 2. All results are PASS against Peak and Average limit line.												

Band 2 - 5250~5350MHz

WIFI 802.11a (Band Edge @ 3m)

WIFI Ant.	Note	Frequency (MHz)	Level (dBμV/m)	Over Limit (dB)	Limit Line (dBμV/m)	Read Level (dBμV)	Antenna Factor (dB/m)	Path Loss (dB)	Preamp Factor (dB)	Ant Pos (cm)	Table Pos (deg)	Peak Avg. (P/A)	Pol. (H/V)
802.11a CH 52 5260MHz		5014.28	51.16	-22.84	74	41	31.61	8.01	29.46	213	42	P	H
		5085.68	42.24	-11.76	54	31.97	31.65	8.1	29.48	213	42	A	H
	*	5260	111.26	-	-	100.75	31.76	8.26	29.51	213	42	P	H
	*	5260	103.67	-	-	93.16	31.76	8.26	29.51	213	42	A	H
		5454.72	50.48	-23.52	74	39.69	31.87	8.46	29.54	213	42	P	H
		5458.8	41.71	-12.29	54	30.91	31.87	8.47	29.54	213	42	A	H
		5118.32	51.28	-22.72	74	40.95	31.67	8.14	29.48	220	339	P	V
		5145.52	42.82	-11.18	54	32.45	31.69	8.17	29.49	220	339	A	V
	*	5260	115.22	-	-	104.71	31.76	8.26	29.51	220	339	P	V
	*	5260	107.97	-	-	97.46	31.76	8.26	29.51	220	339	A	V
		5425.92	51.53	-22.47	74	40.84	31.85	8.38	29.54	220	339	P	V
		5452.8	43.87	-10.13	54	33.09	31.87	8.45	29.54	220	339	A	V
802.11a CH 60 5300MHz		5017.68	51.53	-22.47	74	41.37	31.61	8.01	29.46	220	41	P	H
		5103.02	42.23	-11.77	54	31.93	31.66	8.12	29.48	220	41	A	H
	*	5300	111.64	-	-	101.1	31.78	8.27	29.51	220	41	P	H
	*	5300	103.59	-	-	93.05	31.78	8.27	29.51	220	41	A	H
		5387.76	51.1	-22.9	74	40.49	31.83	8.31	29.53	220	41	P	H
		5353.44	42.41	-11.59	54	31.83	31.81	8.29	29.52	220	41	A	H
		5123.42	50.84	-23.16	74	40.5	31.68	8.14	29.48	215	339	P	V
		5145.52	42.76	-11.24	54	32.39	31.69	8.17	29.49	215	339	A	V
	*	5300	115.89	-	-	105.35	31.78	8.27	29.51	215	339	P	V
	*	5300	107.81	-	-	97.27	31.78	8.27	29.51	215	339	A	V
		5351.28	53.64	-20.36	74	43.06	31.81	8.29	29.52	215	339	P	V
		5350.08	45.68	-8.32	54	35.1	31.81	8.29	29.52	215	339	A	V

802.11a CH 64 5320MHz	*	5320	110.99	-	-	100.44	31.79	8.28	29.52	212	40	P	H
	*	5320	103.33	-	-	92.78	31.79	8.28	29.52	212	40	A	H
		5352.16	50.97	-23.03	74	40.39	31.81	8.29	29.52	212	40	P	H
		5350.88	42.82	-11.18	54	32.24	31.81	8.29	29.52	212	40	A	H
													H
													H
	*	5320	115.15	-	-	104.6	31.79	8.28	29.52	216	340	P	V
	*	5320	107.52	-	-	96.97	31.79	8.28	29.52	216	340	A	V
		5364	54.49	-19.51	74	43.9	31.82	8.3	29.53	216	340	P	V
		5350.4	46.27	-7.73	54	35.69	31.81	8.29	29.52	216	340	A	V
													V
													V
Remark	1. No other spurious found. 2. All results are PASS against Peak and Average limit line.												

Band 2 5250~5350MHz

WIFI 802.11a (Harmonic @ 3m)

WIFI Ant.	Note	Frequency	Level	Over Limit	Limit Line	Read Level	Antenna Factor	Path Loss	Preamp Factor	Ant Pos	Table Pos	Peak Avg.	Pol.
1+2		(MHz)	(dBμV/m)	(dB)	(dBμV/m)	(dBμV)	(dB/m)	(dB)	(dB)	(cm)	(deg)	(P/A)	(H/V)
802.11a CH 52 5260MHz		10520	49.83	-18.37	68.2	54.3	40.02	12.39	56.88	100	0	P	H
		15780	44.1	-29.9	74	47.7	38.04	14.72	56.36	100	0	P	H
													H
													H
		10520	49.11	-19.09	68.2	53.58	40.02	12.39	56.88	100	0	P	V
		15780	44.11	-29.89	74	47.71	38.04	14.72	56.36	100	0	P	V
													V
													V
802.11a CH 60 5300MHz		10600	49.72	-24.28	74	54.03	40.1	12.41	56.82	100	0	P	H
		15900	44.52	-29.48	74	48.22	37.75	14.77	56.22	100	0	P	H
													H
													H
		10600	52.71	-21.29	74	57.02	40.1	12.41	56.82	199	44	P	V
		10600	42.9	-11.1	54	47.21	40.1	12.41	56.82	199	44	A	V
		15900	44.57	-29.43	74	48.27	37.75	14.77	56.22	100	0	P	V
													V
802.11a CH 64 5320MHz		10640	53.42	-20.58	74	57.66	40.14	12.41	56.79	100	94	P	H
		10640	44.54	-9.46	54	48.78	40.14	12.41	56.79	100	94	A	H
		15960	46.04	-27.96	74	49.82	37.58	14.79	56.15	100	0	P	H
													H
		10640	54.98	-19.02	74	59.22	40.14	12.41	56.79	194	44	P	V
		10640	44.63	-9.37	54	48.87	40.14	12.41	56.79	194	44	A	V
		15960	45.13	-28.87	74	48.91	37.58	14.79	56.15	100	0	P	V
													V
Remark	1. No other spurious found. 2. All results are PASS against Peak and Average limit line.												

Band 2 5250~5350MHz

WIFI 802.11n HT20 (Band Edge @ 3m)

WIFI Ant.	Note	Frequency	Level	Over Limit	Limit Line	Read Level	Antenna Factor	Path Loss	Preamp Factor	Ant Pos	Table Pos	Peak Avg.	Pol.
1+2		(MHz)	(dBμV/m)	(dB)	(dBμV/m)	(dBμV)	(dB/m)	(dB)	(dB)	(cm)	(deg)	(P/A)	(H/V)
802.11n HT20 CH 52 5260MHz		5035.02	51.27	-22.73	74	41.09	31.62	8.03	29.47	205	64	P	H
		5050.32	42.46	-11.54	54	32.25	31.63	8.05	29.47	205	64	A	H
	*	5260	111.51	-	-	101	31.76	8.26	29.51	205	64	P	H
	*	5260	103.6	-	-	93.09	31.76	8.26	29.51	205	64	A	H
		5373.12	50.54	-23.46	74	39.95	31.82	8.3	29.53	205	64	P	H
		5458.32	41.68	-12.32	54	30.88	31.87	8.47	29.54	205	64	A	H
		5077.18	51.94	-22.06	74	41.67	31.65	8.09	29.47	217	341	P	V
		5145.52	42.9	-11.1	54	32.53	31.69	8.17	29.49	217	341	A	V
	*	5260	115.75	-	-	105.24	31.76	8.26	29.51	217	341	P	V
	*	5260	107.96	-	-	97.45	31.76	8.26	29.51	217	341	A	V
		5351.28	52.61	-21.39	74	42.03	31.81	8.29	29.52	217	341	P	V
		5355.6	44.03	-9.97	54	33.45	31.81	8.29	29.52	217	341	A	V
802.11n HT20 CH 60 5300MHz		5026.18	51.37	-22.63	74	41.19	31.62	8.02	29.46	243	57	P	H
		5136.68	42.37	-11.63	54	32.01	31.68	8.16	29.48	243	57	A	H
	*	5300	110.26	-	-	99.72	31.78	8.27	29.51	243	57	P	H
	*	5300	102.33	-	-	91.79	31.78	8.27	29.51	243	57	A	H
		5358.72	51.31	-22.69	74	40.72	31.81	8.3	29.52	243	57	P	H
		5351.28	42.56	-11.44	54	31.98	31.81	8.29	29.52	243	57	A	H
		5138.72	51.23	-22.77	74	40.87	31.68	8.16	29.48	117	340	P	V
		5071.06	42.37	-11.63	54	32.12	31.64	8.08	29.47	117	340	A	V
	*	5300	115.69	-	-	105.15	31.78	8.27	29.51	117	340	P	V
	*	5300	107.91	-	-	97.37	31.78	8.27	29.51	117	340	A	V
		5354.16	53.38	-20.62	74	42.8	31.81	8.29	29.52	117	340	P	V
		5351.52	45.23	-8.77	54	34.65	31.81	8.29	29.52	117	340	A	V

802.11n HT20 CH 64 5320MHz	*	5320	111.74	-	-	101.19	31.79	8.28	29.52	204	40	P	H
	*	5320	103.97	-	-	93.42	31.79	8.28	29.52	204	40	A	H
		5362.24	52.47	-21.53	74	41.88	31.82	8.3	29.53	204	40	P	H
		5352.48	43.63	-10.37	54	33.05	31.81	8.29	29.52	204	40	A	H
													H
													H
	*	5320	115.35	-	-	104.8	31.79	8.28	29.52	102	342	P	V
	*	5320	107.67	-	-	97.12	31.79	8.28	29.52	102	342	A	V
		5360.96	53.78	-20.22	74	43.18	31.82	8.3	29.52	102	342	P	V
		5351.52	46.15	-7.85	54	35.57	31.81	8.29	29.52	102	342	A	V
													V
													V
Remark	1. No other spurious found. 2. All results are PASS against Peak and Average limit line.												

Band 2 5250~5350MHz

WIFI 802.11n HT20 (Harmonic @ 3m)

WIFI Ant.	Note	Frequency	Level	Over Limit	Limit Line	Read Level	Antenna Factor	Path Loss	Preamp Factor	Ant Pos	Table Pos	Peak Avg.	Pol.
1+2		(MHz)	(dBμV/m)	(dB)	(dBμV/m)	(dBμV)	(dB/m)	(dB)	(dB)	(cm)	(deg)	(P/A)	(H/V)
802.11n HT20 CH 52 5260MHz		10520	50.09	-18.11	68.2	54.56	40.02	12.39	56.88	100	0	P	H
		15780	44.41	-29.59	74	48.01	38.04	14.72	56.36	100	0	P	H
													H
													H
		10520	49.7	-18.5	68.2	54.17	40.02	12.39	56.88	100	0	P	V
		15780	44.37	-29.63	74	47.97	38.04	14.72	56.36	100	0	P	V
													V
													V
802.11n HT20 CH 60 5300MHz		10600	54.02	-19.98	74	58.33	40.1	12.41	56.82	100	95	P	H
		10600	43.62	-10.38	54	47.93	40.1	12.41	56.82	100	95	A	H
		15900	45.23	-28.77	74	48.93	37.75	14.77	56.22	100	0	P	H
													H
		10600	53.91	-20.09	74	58.22	40.1	12.41	56.82	193	44	P	V
		10600	43.58	-10.42	54	47.89	40.1	12.41	56.82	193	44	A	V
		15900	44.98	-29.02	74	48.68	37.75	14.77	56.22	100	0	P	V
													V
802.11n HT20 CH 64 5320MHz		10640	55.86	-18.14	74	60.1	40.14	12.41	56.79	102	97	P	H
		10640	45.03	-8.97	54	49.27	40.14	12.41	56.79	102	97	A	H
		15960	44.89	-29.11	74	48.67	37.58	14.79	56.15	100	0	P	H
													H
		10640	56	-18	74	60.24	40.14	12.41	56.79	197	45	P	V
		10640	45.23	-8.77	54	49.47	40.14	12.41	56.79	197	45	A	V
		15960	45.43	-28.57	74	49.21	37.58	14.79	56.15	100	0	P	V
													V
Remark	1. No other spurious found. 2. All results are PASS against Peak and Average limit line.												

Band 2 5250~5350MHz

WIFI 802.11n HT40 (Band Edge @ 3m)

WIFI Ant.	Note	Frequency	Level	Over Limit	Limit Line	Read Level	Antenna Factor	Path Loss	Preamp Factor	Ant Pos	Table Pos	Peak Avg.	Pol.
1+2		(MHz)	(dBμV/m)	(dB)	(dBμV/m)	(dBμV)	(dB/m)	(dB)	(dB)	(cm)	(deg)	(P/A)	(H/V)
802.11n HT40 CH 54 5270MHz		5087.72	51.43	-22.57	74	41.16	31.65	8.1	29.48	202	42	P	H
		5067.32	42.98	-11.02	54	32.74	31.64	8.07	29.47	202	42	A	H
	*	5270	109.16	-	-	98.65	31.76	8.26	29.51	202	42	P	H
	*	5270	102.35	-	-	91.84	31.76	8.26	29.51	202	42	A	H
		5357.52	51.3	-22.7	74	40.71	31.81	8.3	29.52	202	42	P	H
		5350.56	43.98	-10.02	54	33.4	31.81	8.29	29.52	202	42	A	H
		5111.52	51.91	-22.09	74	41.59	31.67	8.13	29.48	205	340	P	V
		5149.6	44.14	-9.86	54	33.76	31.69	8.18	29.49	205	340	A	V
	*	5270	113.16	-	-	102.65	31.76	8.26	29.51	205	340	P	V
	*	5270	105.73	-	-	95.22	31.76	8.26	29.51	205	340	A	V
		5358.96	55.28	-18.72	74	44.69	31.81	8.3	29.52	205	340	P	V
		5350.32	47.93	-6.07	54	37.35	31.81	8.29	29.52	205	340	A	V
802.11n HT40 CH 62 5310MHz		5042.16	51.3	-22.7	74	41.1	31.63	8.04	29.47	209	41	P	H
		5082.28	42.99	-11.01	54	32.72	31.65	8.09	29.47	209	41	A	H
	*	5310	105.88	-	-	95.33	31.79	8.28	29.52	209	41	P	H
	*	5310	98.54	-	-	87.99	31.79	8.28	29.52	209	41	A	H
		5375.52	51.84	-22.16	74	41.25	31.82	8.3	29.53	209	41	P	H
		5350.08	44.87	-9.13	54	34.29	31.81	8.29	29.52	209	41	A	H
		5053.72	50.71	-23.29	74	40.49	31.63	8.06	29.47	115	339	P	V
		5145.52	43.03	-10.97	54	32.66	31.69	8.17	29.49	115	339	A	V
	*	5310	109.18	-	-	98.63	31.79	8.28	29.52	115	339	P	V
	*	5310	101.63	-	-	91.08	31.79	8.28	29.52	115	339	A	V
		5350.32	56.11	-17.89	74	45.53	31.81	8.29	29.52	115	339	P	V
		5350.08	49.41	-4.59	54	38.83	31.81	8.29	29.52	115	339	A	V
Remark	1. No other spurious found. 2. All results are PASS against Peak and Average limit line.												

Band 2 5250~5350MHz

WIFI 802.11n HT40 (Harmonic @ 3m)

WIFI Ant.	Note	Frequency	Level	Over Limit	Limit Line	Read Level	Antenna Factor	Path Loss	Preamp Factor	Ant Pos	Table Pos	Peak Avg.	Pol.
1+2		(MHz)	(dBμV/m)	(dB)	(dBμV/m)	(dBμV)	(dB/m)	(dB)	(dB)	(cm)	(deg)	(P/A)	(H/V)
802.11n HT40 CH 54 5270MHz		10540	48.57	-19.63	68.2	53.02	40.03	12.39	56.87	100	0	P	H
		15810	44.33	-29.67	74	47.97	37.96	14.73	56.33	100	0	P	H
													H
													H
		10540	49.91	-18.29	68.2	54.36	40.03	12.39	56.87	100	0	P	V
		15810	45.1	-28.9	74	48.74	37.96	14.73	56.33	100	0	P	V
													V
													V
802.11n HT40 CH 62 5310MHz		10620	46.87	-27.13	74	51.14	40.12	12.41	56.8	100	0	P	H
		15930	44.43	-29.57	74	48.16	37.67	14.78	56.18	100	0	P	H
													H
													H
		10620	46.62	-27.38	74	50.89	40.12	12.41	56.8	100	0	P	V
		15930	44.6	-29.4	74	48.33	37.67	14.78	56.18	100	0	P	V
													V
													V
Remark	1. No other spurious found. 2. All results are PASS against Peak and Average limit line.												

Band 2 5250~5350MHz

WIFI 802.11ac VHT80 (Band Edge @ 3m)

WIFI Ant.	Note	Frequency	Level	Over Limit	Limit Line	Read Level	Antenna Factor	Path Loss	Preamp Factor	Ant Pos	Table Pos	Peak Avg.	Pol.
1+2		(MHz)	(dBμV/m)	(dB)	(dBμV/m)	(dBμV)	(dB/m)	(dB)	(dB)	(cm)	(deg)	(P/A)	(H/V)
802.11ac VHT80 CH 58 5290MHz		5077.18	51.45	-22.55	74	41.18	31.65	8.09	29.47	199	41	P	H
		5043.52	42.93	-11.07	54	32.73	31.63	8.04	29.47	199	41	A	H
	*	5290	97.45	-	-	86.92	31.77	8.27	29.51	199	41	P	H
	*	5290	90.84	-	-	80.31	31.77	8.27	29.51	199	41	A	H
		5356.8	52.25	-21.75	74	41.67	31.81	8.29	29.52	199	41	P	H
		5356.08	45.01	-8.99	54	34.43	31.81	8.29	29.52	199	41	A	H
		5015.3	51.56	-22.44	74	41.4	31.61	8.01	29.46	201	341	P	V
		5107.44	43.27	-10.73	54	32.96	31.67	8.12	29.48	201	341	A	V
	*	5290	102.27	-	-	91.74	31.77	8.27	29.51	201	341	P	V
	*	5290	94.26	-	-	83.73	31.77	8.27	29.51	201	341	A	V
		5352.24	56.69	-17.31	74	46.11	31.81	8.29	29.52	201	341	P	V
		5350.08	49.81	-4.19	54	39.23	31.81	8.29	29.52	201	341	A	V
Remark	1. No other spurious found. 2. All results are PASS against Peak and Average limit line.												

Band 2 5250~5350MHz

WIFI 802.11ac VHT80 (Harmonic @ 3m)

WIFI Ant.	Note	Frequency	Level	Over Limit	Limit Line	Read Level	Antenna Factor	Path Loss	Preamp Factor	Ant Pos	Table Pos	Peak Avg.	Pol.
1+2		(MHz)	(dBμV/m)	(dB)	(dBμV/m)	(dBμV)	(dB/m)	(dB)	(dB)	(cm)	(deg)	(P/A)	(H/V)
802.11ac VHT80 CH 58 5290MHz		10580	47.02	-21.18	68.2	51.37	40.09	12.4	56.84	100	0	P	H
		15870	46.15	-27.85	74	49.87	37.79	14.75	56.26	100	0	P	H
													H
													H
		10580	46.94	-21.26	68.2	51.29	40.09	12.4	56.84	100	0	P	V
		15870	45.27	-28.73	74	48.99	37.79	14.75	56.26	100	0	P	V
													V
													V
Remark	1. No other spurious found. 2. All results are PASS against Peak and Average limit line.												

Band 3 - 5470~5725MHz

WIFI 802.11a (Band Edge @ 3m)

WIFI Ant. 1+2	Note	Frequency (MHz)	Level (dBμV/m)	Over Limit (dB)	Limit Line (dBμV/m)	Read Level (dBμV)	Antenna Factor (dB/m)	Path Loss (dB)	Preamp Factor (dB)	Ant Pos (cm)	Table Pos (deg)	Peak Avg. (P/A)	Pol. (H/V)
802.11a CH 100 5500MHz		5431.76	51.36	-22.64	74	40.64	31.86	8.4	29.54	351	183	P	H
		5461.04	51.45	-16.75	68.2	40.65	31.87	8.47	29.54	351	183	P	H
		5459.76	42.75	-11.25	54	31.95	31.87	8.47	29.54	351	183	A	H
	*	5500	108.83	-	-	97.9	31.9	8.58	29.55	351	183	P	H
	*	5500	101.38	-	-	90.45	31.9	8.58	29.55	351	183	A	H
													H
		5455.44	54.13	-19.87	74	43.34	31.87	8.46	29.54	200	345	P	V
		5465.36	54.57	-13.63	68.2	43.74	31.88	8.49	29.54	200	345	P	V
		5452.72	46.23	-7.77	54	35.45	31.87	8.45	29.54	200	345	A	V
	*	5500	112.31	-	-	101.38	31.9	8.58	29.55	200	345	P	V
	*	5500	104.73	-	-	93.8	31.9	8.58	29.55	200	345	A	V
													V
802.11a CH 116 5580MHz		5422.48	50.21	-23.79	74	39.53	31.85	8.37	29.54	368	178	P	H
		5464	49.7	-18.5	68.2	38.88	31.88	8.48	29.54	368	178	P	H
		5454.16	41.83	-12.17	54	31.04	31.87	8.46	29.54	368	178	A	H
	*	5580	110.87	-	-	99.62	32	8.8	29.55	368	178	P	H
	*	5580	103.13	-	-	91.88	32	8.8	29.55	368	178	A	H
		5742.635	50.96	-17.24	68.2	39.46	32.24	8.81	29.55	368	178	P	H
		5434.24	50.77	-23.23	74	40.05	31.86	8.4	29.54	198	24	P	V
		5470	50.56	-17.64	68.2	39.72	31.88	8.5	29.54	198	24	P	V
		5452.96	42.25	-11.75	54	31.47	31.87	8.45	29.54	198	24	A	V
	*	5580	112.95	-	-	101.7	32	8.8	29.55	198	24	P	V
	*	5580	105.64	-	-	94.39	32	8.8	29.55	198	24	A	V
		5729.09	51.82	-16.38	68.2	40.34	32.21	8.82	29.55	198	24	P	V

802.11a CH 140 5700MHz	*	5700	110.51	-	-	99.06	32.17	8.83	29.55	391	178	P	H
	*	5700	102.88	-	-	91.43	32.17	8.83	29.55	391	178	A	H
		5726.2	53.58	-14.62	68.2	42.1	32.21	8.82	29.55	391	178	P	H
													H
													H
													H
	*	5700	111.82	-	-	100.37	32.17	8.83	29.55	200	329	P	V
	*	5700	104.29	-	-	92.84	32.17	8.83	29.55	200	329	A	V
		5727.56	55.77	-12.43	68.2	44.29	32.21	8.82	29.55	200	329	P	V
													V
													V
													V
Remark	1. No other spurious found. 2. All results are PASS against Peak and Average limit line.												

Band 3 - 5470~5725MHz

WIFI 802.11a (Harmonic @ 3m)

WIFI Ant.	Note	Frequency	Level	Over Limit	Limit Line	Read Level	Antenna Factor	Path Loss	Preamp Factor	Ant Pos	Table Pos	Peak Avg.	Pol.
1+2		(MHz)	(dBμV/m)	(dB)	(dBμV/m)	(dBμV)	(dB/m)	(dB)	(dB)	(cm)	(deg)	(P/A)	(H/V)
802.11a CH 100 5500MHz		11000	54.97	-19.03	74	58.46	40.5	12.51	56.5	198	93	P	H
		11000	46.56	-7.44	54	50.05	40.5	12.51	56.5	198	93	A	H
		16500	48.09	-20.11	68.2	49.47	39.4	14.92	55.7	100	0	P	H
													H
		11000	57.61	-16.39	74	61.1	40.5	12.51	56.5	283	32	P	V
		11000	47.78	-6.22	54	51.27	40.5	12.51	56.5	283	32	A	V
		16500	46.65	-21.55	68.2	48.03	39.4	14.92	55.7	100	0	P	V
													V
802.11a CH 116 5580MHz		11160	59.78	-14.22	74	63.33	40.3	12.59	56.44	133	346	P	H
		11160	49.12	-4.88	54	52.67	40.3	12.59	56.44	133	346	A	H
		16740	47.21	-20.99	68.2	48.45	39.69	14.96	55.89	100	0	P	H
													H
		11160	60.31	-13.69	74	63.86	40.3	12.59	56.44	204	19	P	V
		11160	50.2	-3.8	54	53.75	40.3	12.59	56.44	204	19	A	V
		16740	47.03	-21.17	68.2	48.27	39.69	14.96	55.89	100	0	P	V
													V
802.11a CH 140 5700MHz		11400	56.41	-17.59	74	60.02	40.02	12.71	56.34	189	55	P	H
		11400	46.17	-7.83	54	49.78	40.02	12.71	56.34	189	55	A	H
		17100	48.46	-19.74	68.2	49.34	40.36	15.06	56.3	100	0	P	H
													H
		11400	55.27	-18.73	74	58.88	40.02	12.71	56.34	319	9	P	V
		11400	46.01	-7.99	54	49.62	40.02	12.71	56.34	319	9	A	V
		17100	47.89	-20.31	68.2	48.77	40.36	15.06	56.3	100	0	P	V
													V
Remark	1. No other spurious found. 2. All results are PASS against Peak and Average limit line.												

Band 3 - 5470~5725MHz

WIFI 802.11n HT20 (Band Edge @ 3m)

WIFI Ant.	Note	Frequency	Level	Over Limit	Limit Line	Read Level	Antenna Factor	Path Loss	Preamp Factor	Ant Pos	Table Pos	Peak Avg.	Pol.
1+2		(MHz)	(dBμV/m)	(dB)	(dBμV/m)	(dBμV)	(dB/m)	(dB)	(dB)	(cm)	(deg)	(P/A)	(H/V)
802.11n HT20 CH 100 5500MHz		5456.72	51.61	-22.39	74	40.82	31.87	8.46	29.54	399	181	P	H
		5465.2	51.5	-16.7	68.2	40.67	31.88	8.49	29.54	399	181	P	H
		5459.44	42.74	-11.26	54	31.94	31.87	8.47	29.54	399	181	A	H
	*	5500	109.53	-	-	98.6	31.9	8.58	29.55	399	181	P	H
	*	5500	101.56	-	-	90.63	31.9	8.58	29.55	399	181	A	H
													H
		5442.96	52.81	-21.19	74	42.06	31.86	8.43	29.54	202	343	P	V
		5469.68	54.3	-13.9	68.2	43.46	31.88	8.5	29.54	202	343	P	V
		5452.72	45.47	-8.53	54	34.69	31.87	8.45	29.54	202	343	A	V
	*	5500	111.94	-	-	101.01	31.9	8.58	29.55	202	343	P	V
	*	5500	104.3	-	-	93.37	31.9	8.58	29.55	202	343	A	V
													V
802.11n HT20 CH 116 5580MHz		5390.8	50.82	-23.18	74	40.21	31.83	8.31	29.53	400	195	P	H
		5465.68	50.2	-18	68.2	39.37	31.88	8.49	29.54	400	195	P	H
		5452.96	41.72	-12.28	54	30.94	31.87	8.45	29.54	400	195	A	H
	*	5580	110.16	-	-	98.91	32	8.8	29.55	400	195	P	H
	*	5580	102.71	-	-	91.46	32	8.8	29.55	400	195	A	H
		5732.555	50.74	-17.46	68.2	39.26	32.21	8.82	29.55	400	195	P	H
		5452.24	50.89	-23.11	74	40.11	31.87	8.45	29.54	206	355	P	V
		5463.76	49.62	-18.58	68.2	38.8	31.88	8.48	29.54	206	355	P	V
		5452.72	42.49	-11.51	54	31.71	31.87	8.45	29.54	206	355	A	V
	*	5580	113.5	-	-	102.25	32	8.8	29.55	206	355	P	V
	*	5580	106.05	-	-	94.8	32	8.8	29.55	206	355	A	V
		5725.31	52.39	-15.81	68.2	40.91	32.21	8.82	29.55	206	355	P	V

802.11n HT20 CH 140 5700MHz	*	5700	109.86	-	-	98.41	32.17	8.83	29.55	394	179	P	H
	*	5700	102.52	-	-	91.07	32.17	8.83	29.55	394	179	A	H
		5730.36	53.29	-14.91	68.2	41.81	32.21	8.82	29.55	394	179	P	H
													H
													H
													H
	*	5700	111.74	-	-	100.29	32.17	8.83	29.55	236	336	P	V
	*	5700	104	-	-	92.55	32.17	8.83	29.55	236	336	A	V
		5725.32	55.36	-12.84	68.2	43.88	32.21	8.82	29.55	236	336	P	V
													V
													V
													V
Remark	1. No other spurious found. 2. All results are PASS against Peak and Average limit line.												

Band 3 - 5470~5725MHz

WIFI 802.11n HT20 (Harmonic @ 3m)

WIFI Ant.	Note	Frequency	Level	Over Limit	Limit Line	Read Level	Antenna Factor	Path Loss	Preamp Factor	Ant Pos	Table Pos	Peak Avg.	Pol.
1+2		(MHz)	(dBμV/m)	(dB)	(dBμV/m)	(dBμV)	(dB/m)	(dB)	(dB)	(cm)	(deg)	(P/A)	(H/V)
802.11n HT20 CH 100 5500MHz		11000	57.27	-16.73	74	60.76	40.5	12.51	56.5	101	87	P	H
		11000	46.81	-7.19	54	50.3	40.5	12.51	56.5	101	87	A	H
		16500	46.78	-21.42	68.2	48.16	39.4	14.92	55.7	100	0	P	H
													H
		11000	58.64	-15.36	74	62.13	40.5	12.51	56.5	288	33	P	V
		11000	47.74	-6.26	54	51.23	40.5	12.51	56.5	288	33	A	V
		16500	46.45	-21.75	68.2	47.83	39.4	14.92	55.7	100	0	P	V
													V
802.11n HT20 CH 116 5580MHz		11160	59.61	-14.39	74	63.16	40.3	12.59	56.44	132	348	P	H
		11160	49.36	-4.64	54	52.91	40.3	12.59	56.44	132	348	A	H
		16740	46.52	-21.68	68.2	47.76	39.69	14.96	55.89	100	0	P	H
													H
		11160	61.51	-12.49	74	65.06	40.3	12.59	56.44	202	20	P	V
		11160	50.31	-3.69	54	53.86	40.3	12.59	56.44	202	20	A	V
		16740	46.44	-21.76	68.2	47.68	39.69	14.96	55.89	100	0	P	V
													V
802.11n HT20 CH 140 5700MHz		11400	55.68	-18.32	74	59.29	40.02	12.71	56.34	199	57	P	H
		11400	45.01	-8.99	54	48.62	40.02	12.71	56.34	199	57	A	H
		17100	48.57	-19.63	68.2	49.45	40.36	15.06	56.3	100	0	P	H
													H
		11400	53.84	-20.16	74	57.45	40.02	12.71	56.34	212	360	P	V
		11400	44.4	-9.6	54	48.01	40.02	12.71	56.34	212	360	A	V
		17100	48.15	-20.05	68.2	49.03	40.36	15.06	56.3	100	0	P	V
													V
Remark	1. No other spurious found. 2. All results are PASS against Peak and Average limit line.												

Band 3 - 5470~5725MHz

WIFI 802.11n HT40 (Band Edge @ 3m)

WIFI Ant.	Note	Frequency	Level	Over Limit	Limit Line	Read Level	Antenna Factor	Path Loss	Preamp Factor	Ant Pos	Table Pos	Peak Avg.	Pol.
1+2		(MHz)	(dBμV/m)	(dB)	(dBμV/m)	(dBμV)	(dB/m)	(dB)	(dB)	(cm)	(deg)	(P/A)	(H/V)
802.11n HT40 CH 102 5510MHz		5454.88	51.74	-22.26	74	40.95	31.87	8.46	29.54	400	180	P	H
		5470	52.41	-15.79	68.2	41.57	31.88	8.5	29.54	400	180	P	H
		5456.08	43.64	-10.36	54	32.85	31.87	8.46	29.54	400	180	A	H
	*	5510	107.2	-	-	96.24	31.9	8.61	29.55	400	180	P	H
	*	5510	99.2	-	-	88.24	31.9	8.61	29.55	400	180	A	H
		5759.645	52.26	-15.94	68.2	40.75	32.26	8.81	29.56	400	180	P	H
		5459.44	52.57	-21.43	74	41.77	31.87	8.47	29.54	252	334	P	V
		5466.88	54.45	-13.75	68.2	43.62	31.88	8.49	29.54	252	334	P	V
		5452.48	46.25	-7.75	54	35.47	31.87	8.45	29.54	252	334	A	V
	*	5510	109.35	-	-	98.39	31.9	8.61	29.55	252	334	P	V
	*	5510	101.36	-	-	90.4	31.9	8.61	29.55	252	334	A	V
		5728.46	52.08	-16.12	68.2	40.6	32.21	8.82	29.55	252	334	P	V
802.11n HT40 CH 110 5550MHz		5428.48	51.31	-22.69	74	40.61	31.85	8.39	29.54	400	176	P	H
		5464.24	52.23	-15.97	68.2	41.41	31.88	8.48	29.54	400	176	P	H
		5454.88	43.74	-10.26	54	32.95	31.87	8.46	29.54	400	176	A	H
	*	5550	109.87	-	-	98.73	31.97	8.72	29.55	400	176	P	H
	*	5550	102.09	-	-	90.95	31.97	8.72	29.55	400	176	A	H
		5754.605	50.97	-17.23	68.2	39.46	32.26	8.81	29.56	400	176	P	H
		5457.52	51.04	-22.96	74	40.24	31.87	8.47	29.54	195	355	P	V
		5465.68	51.88	-16.32	68.2	41.05	31.88	8.49	29.54	195	355	P	V
		5459.92	44.4	-9.6	54	33.6	31.87	8.47	29.54	195	355	A	V
	*	5550	110.43	-	-	99.29	31.97	8.72	29.55	195	355	P	V
	*	5550	102.88	-	-	91.74	31.97	8.72	29.55	195	355	A	V
		5760.59	53.26	-14.94	68.2	41.75	32.26	8.81	29.56	195	355	P	V

802.11n HT40 CH 134 5670MHz		5456.05	50.02	-23.98	74	39.23	31.87	8.46	29.54	397	178	P	H
		5465.85	50.26	-17.94	68.2	39.43	31.88	8.49	29.54	397	178	P	H
		5446.95	42.18	-11.82	54	31.41	31.87	8.44	29.54	397	178	A	H
	*	5670	110.13	-	-	98.71	32.14	8.83	29.55	397	178	P	H
	*	5670	103.49	-	-	92.07	32.14	8.83	29.55	397	178	A	H
		5730.98	55.15	-13.05	68.2	43.67	32.21	8.82	29.55	397	178	P	H
		5459.55	50.78	-23.22	74	39.98	31.87	8.47	29.54	216	24	P	V
		5469.7	49.5	-18.7	68.2	38.66	31.88	8.5	29.54	216	24	P	V
		5445.9	42.57	-11.43	54	31.81	31.87	8.43	29.54	216	24	A	V
	*	5670	112.55	-	-	101.13	32.14	8.83	29.55	216	24	P	V
	*	5670	104.86	-	-	93.44	32.14	8.83	29.55	216	24	A	V
		5725.94	58.7	-9.5	68.2	47.22	32.21	8.82	29.55	216	24	P	V
Remark	1. No other spurious found. 2. All results are PASS against Peak and Average limit line.												

Band 3 - 5470~5725MHz

WIFI 802.11n HT40 (Harmonic @ 3m)

WIFI Ant.	Note	Frequency	Level	Over Limit	Limit Line	Read Level	Antenna Factor	Path Loss	Preamp Factor	Ant Pos	Table Pos	Peak Avg.	Pol.
1+2		(MHz)	(dBμV/m)	(dB)	(dBμV/m)	(dBμV)	(dB/m)	(dB)	(dB)	(cm)	(deg)	(P/A)	(H/V)
802.11n HT40 CH 102 5510MHz		11020	49.83	-24.17	74	53.32	40.48	12.52	56.49	100	0	P	H
		16530	46.83	-21.37	68.2	48.19	39.44	14.92	55.72	100	0	P	H
													H
													H
		11020	49.68	-24.32	74	53.17	40.48	12.52	56.49	100	0	P	V
		16530	47.37	-20.83	68.2	48.73	39.44	14.92	55.72	100	0	P	V
													V
													V
802.11n HT40 CH 110 5550MHz		11100	55.61	-18.39	74	59.13	40.38	12.56	56.46	189	53	P	H
		11100	47.29	-6.71	54	50.81	40.38	12.56	56.46	189	53	A	H
		16650	47.04	-21.16	68.2	48.32	39.59	14.95	55.82	100	0	P	H
													H
		11100	59.56	-14.44	74	63.08	40.38	12.56	56.46	210	20	P	V
		11100	49.79	-4.21	54	53.31	40.38	12.56	56.46	210	20	A	V
		16650	46.62	-21.58	68.2	47.9	39.59	14.95	55.82	100	0	P	V
													V
802.11n HT40 CH 134 5670MHz		11340	58.75	-15.25	74	62.33	40.1	12.68	56.36	182	54	P	H
		11340	50.44	-3.56	54	54.02	40.1	12.68	56.36	182	54	A	H
		17010	47.41	-20.79	68.2	48.46	40.06	15.01	56.12	100	0	P	H
													H
		11340	58.12	-15.88	74	61.7	40.1	12.68	56.36	281	6	P	V
		11340	48.34	-5.66	54	51.92	40.1	12.68	56.36	281	6	A	V
		17010	48.42	-19.78	68.2	49.47	40.06	15.01	56.12	100	0	P	V
													V
Remark	1. No other spurious found. 2. All results are PASS against Peak and Average limit line.												

Band 3 - 5470~5725MHz

WIFI 802.11ac VHT80 (Band Edge @ 3m)

WIFI Ant.	Note	Frequency	Level	Over Limit	Limit Line	Read Level	Antenna Factor	Path Loss	Preamp Factor	Ant Pos	Table Pos	Peak Avg.	Pol.
1+2		(MHz)	(dBμV/m)	(dB)	(dBμV/m)	(dBμV)	(dB/m)	(dB)	(dB)	(cm)	(deg)	(P/A)	(H/V)
802.11ac VHT80 CH 106 5530MHz		5454.4	53.36	-20.64	74	42.57	31.87	8.46	29.54	399	176	P	H
		5463.28	52.09	-16.11	68.2	41.27	31.88	8.48	29.54	399	176	P	H
		5458.72	45.52	-8.48	54	34.72	31.87	8.47	29.54	399	176	A	H
	*	5530	103.45	-	-	92.42	31.92	8.66	29.55	399	176	P	H
	*	5530	95.71	-	-	84.68	31.92	8.66	29.55	399	176	A	H
		5725.31	53.11	-15.09	68.2	41.63	32.21	8.82	29.55	399	176	P	H
		5459.92	58.76	-15.24	74	47.96	31.87	8.47	29.54	200	24	P	V
		5460.88	58.78	-9.42	68.2	47.98	31.87	8.47	29.54	200	24	P	V
		5457.76	50.59	-3.41	54	39.79	31.87	8.47	29.54	200	24	A	V
	*	5530	106.25	-	-	95.22	31.92	8.66	29.55	200	24	P	V
	*	5530	96.62	-	-	85.59	31.92	8.66	29.55	200	24	A	V
		5725.625	51	-17.2	68.2	39.52	32.21	8.82	29.55	200	24	P	V
802.11ac VHT80 CH 122 5610MHz		5459.2	52.4	-21.6	74	41.6	31.87	8.47	29.54	399	177	P	H
		5462.8	51.15	-17.05	68.2	40.33	31.88	8.48	29.54	399	177	P	H
		5456.32	43.84	-10.16	54	33.05	31.87	8.46	29.54	399	177	A	H
	*	5610	108.14	-	-	96.8	32.04	8.85	29.55	399	177	P	H
	*	5610	100.18	-	-	88.84	32.04	8.85	29.55	399	177	A	H
		5732.24	55.42	-12.78	68.2	43.94	32.21	8.82	29.55	399	177	P	H
		5456.56	52.68	-21.32	74	41.89	31.87	8.46	29.54	195	24	P	H
		5460.64	52.74	-15.46	68.2	41.94	31.87	8.47	29.54	195	24	P	V
		5458.96	45.46	-8.54	54	34.66	31.87	8.47	29.54	195	24	A	V
	*	5610	110.66	-	-	99.32	32.04	8.85	29.55	195	24	A	V
	*	5610	102.24	-	-	90.9	32.04	8.85	29.55	195	24	P	V
		5733.5	55.03	-13.17	68.2	43.55	32.21	8.82	29.55	195	24	P	V
Remark	1. No other spurious found. 2. All results are PASS against Peak and Average limit line.												

Band 3 5470~5725MHz

WIFI 802.11ac VHT80 (Harmonic @ 3m)

WIFI Ant.	Note	Frequency	Level	Over Limit	Limit Line	Read Level	Antenna Factor	Path Loss	Preamp Factor	Ant Pos	Table Pos	Peak Avg.	Pol.
1+2		(MHz)	(dBμV/m)	(dB)	(dBμV/m)	(dBμV)	(dB/m)	(dB)	(dB)	(cm)	(deg)	(P/A)	(H/V)
802.11ac VHT80 CH 106 5530MHz		11060	47.08	-26.92	74	50.6	40.42	12.54	56.48	100	0	P	H
		16590	46.53	-21.67	68.2	47.87	39.5	14.93	55.77	100	0	P	H
													H
													H
		11060	47.39	-26.61	74	50.91	40.42	12.54	56.48	100	0	P	V
		16590	47.33	-20.87	68.2	48.67	39.5	14.93	55.77	100	0	P	V
													V
													V
802.11ac VHT80 CH 122 5610MHz		11220	58.79	-15.21	74	62.34	40.24	12.62	56.41	193	54	P	H
		11220	49.7	-4.3	54	53.25	40.24	12.62	56.41	193	54	A	H
		16830	48.11	-20.09	68.2	49.3	39.79	14.98	55.96	100	0	P	H
													H
		11220	57.1	-16.9	74	60.65	40.24	12.62	56.41	277	29	P	V
		11220	48.2	-5.8	54	51.75	40.24	12.62	56.41	277	29	A	V
		16830	47.58	-20.62	68.2	48.77	39.79	14.98	55.96	100	0	P	V
													V
Remark	1. No other spurious found. 2. All results are PASS against Peak and Average limit line.												

Band 3 - Straddle Channel

WIFI 802.11a (Band Edge @ 3m)

WIFI	Note	Frequency	Level	Over	Limit	Read	Antenna	Path	Preamp	Ant	Table	Peak	Pol.
Ant.				Limit	Line	Level	Factor	Loss	Factor	Pos	Pos	Avg.	
1+2		(MHz)	(dBμV/m)	(dB)	(dBμV/m)	(dBμV)	(dB/m)	(dB)	(dB)	(cm)	(deg)	(P/A)	(H/V)
802.11a CH 144 5720MHz		5436.19	50.64	-23.36	74	39.91	31.86	8.41	29.54	193	114	P	H
		5460	49.59	-18.61	68.2	38.79	31.87	8.47	29.54	193	114	P	H
		5458.42	41.39	-12.61	54	30.59	31.87	8.47	29.54	193	114	A	H
	*	5720	110.08	-	-	98.6	32.21	8.82	29.55	193	114	P	H
	*	5720	102.88	-	-	91.4	32.21	8.82	29.55	193	114	A	H
		5914.25	51.77	-16.43	68.2	39.95	32.48	8.9	29.56	193	114	P	H
		5355.85	50.35	-23.65	74	39.77	31.81	8.29	29.52	187	23	P	V
		5467	49.87	-18.33	68.2	39.04	31.88	8.49	29.54	187	23	P	V
		5452.57	41.51	-12.49	54	30.73	31.87	8.45	29.54	187	23	A	V
	*	5720	111.8	-	-	100.32	32.21	8.82	29.55	187	23	P	V
	*	5720	103.86	-	-	92.38	32.21	8.82	29.55	187	23	A	V
		5870	51.85	-16.35	68.2	40.14	32.41	8.86	29.56	187	23	P	V
Remark	1. No other spurious found. 2. All results are PASS against Peak and Average limit line.												

Band 3 - Straddle Channel

WIFI 802.11a (Harmonic @ 3m)

WIFI Ant.	Note	Frequency	Level	Over Limit	Limit Line	Read Level	Antenna Factor	Path Loss	Preamp Factor	Ant Pos	Table Pos	Peak Avg.	Pol.
1+2		(MHz)	(dBμV/m)	(dB)	(dBμV/m)	(dBμV)	(dB/m)	(dB)	(dB)	(cm)	(deg)	(P/A)	(H/V)
802.11a CH 144 5720MHz		11440	49.02	-24.98	74	52.64	39.98	12.72	56.32	100	0	P	H
		17160	49.36	-18.84	68.2	50.11	40.6	15.07	56.42	100	0	P	H
													H
													H
		11440	53.5	-20.5	74	57.12	39.98	12.72	56.32	318	11	P	V
		11440	45.42	-8.58	54	49.04	39.98	12.72	56.32	318	11	A	V
		17160	49	-19.2	68.2	49.75	40.6	15.07	56.42	100	0	P	V
													V
Remark	1. No other spurious found. 2. All results are PASS against Peak and Average limit line.												

Band 3 - Straddle Channel

WIFI 802.11n HT20 (Band Edge @ 3m)

WIFI Ant.	Note	Frequency	Level	Over Limit	Limit Line	Read Level	Antenna Factor	Path Loss	Preamp Factor	Ant Pos	Table Pos	Peak Avg.	Pol.
1+2		(MHz)	(dBμV/m)	(dB)	(dBμV/m)	(dBμV)	(dB/m)	(dB)	(dB)	(cm)	(deg)	(P/A)	(H/V)
802.11n HT20 CH 144 5720MHz		5424.88	49.55	-24.45	74	38.86	31.85	8.38	29.54	392	180	P	H
		5463.49	51.3	-16.9	68.2	40.48	31.88	8.48	29.54	392	180	P	H
		5459.98	41.47	-12.53	54	30.67	31.87	8.47	29.54	392	180	A	H
	*	5720	111.31	-	-	99.83	32.21	8.82	29.55	392	180	P	H
	*	5720	103.38	-	-	91.9	32.21	8.82	29.55	392	180	A	H
		5914.25	52.49	-15.71	68.2	40.67	32.48	8.9	29.56	392	180	P	H
		5452.96	50.51	-23.49	74	39.73	31.87	8.45	29.54	235	336	P	V
		5465.05	50.15	-18.05	68.2	39.32	31.88	8.49	29.54	235	336	P	V
		5452.96	42.01	-11.99	54	31.23	31.87	8.45	29.54	235	336	A	V
	*	5720	112.93	-	-	101.45	32.21	8.82	29.55	235	336	P	V
	*	5720	105.27	-	-	93.79	32.21	8.82	29.55	235	336	A	V
		5875.5	52.49	-15.71	68.2	40.75	32.43	8.87	29.56	235	336	P	V
Remark	1. No other spurious found. 2. All results are PASS against Peak and Average limit line.												

Band 3 - Straddle Channel

WIFI 802.11n HT20 (Harmonic @ 3m)

WIFI Ant.	Note	Frequency	Level	Over Limit	Limit Line	Read Level	Antenna Factor	Path Loss	Preamp Factor	Ant Pos	Table Pos	Peak Avg.	Pol.
1+2		(MHz)	(dBμV/m)	(dB)	(dBμV/m)	(dBμV)	(dB/m)	(dB)	(dB)	(cm)	(deg)	(P/A)	(H/V)
802.11n HT20 CH 144 5720MHz		11440	48.59	-25.41	74	52.21	39.98	12.72	56.32	100	0	P	H
		17160	48.99	-19.21	68.2	49.74	40.6	15.07	56.42	100	0	P	H
													H
													H
		11440	56.47	-17.53	74	60.09	39.98	12.72	56.32	316	10	P	V
		11440	46.04	-7.96	54	49.66	39.98	12.72	56.32	316	10	A	V
		17160	47.87	-20.33	68.2	48.62	40.6	15.07	56.42	100	0	P	V
													V
Remark	1. No other spurious found. 2. All results are PASS against Peak and Average limit line.												

Band 3 - Straddle Channel

WIFI 802.11n HT40 (Band Edge @ 3m)

WIFI Ant.	Note	Frequency	Level	Over Limit	Limit Line	Read Level	Antenna Factor	Path Loss	Preamp Factor	Ant Pos	Table Pos	Peak Avg.	Pol.
1+2		(MHz)	(dBμV/m)	(dB)	(dBμV/m)	(dBμV)	(dB/m)	(dB)	(dB)	(cm)	(deg)	(P/A)	(H/V)
802.11n HT40 CH 142 5710MHz		5457.25	51.26	-22.74	74	40.47	31.87	8.46	29.54	400	192	P	H
		5460	49.47	-18.73	68.2	38.67	31.87	8.47	29.54	400	192	P	H
		5459.59	42.06	-11.94	54	31.26	31.87	8.47	29.54	400	192	A	H
	*	5710	111.7	-	-	100.24	32.19	8.82	29.55	400	192	P	H
	*	5710	103.6	-	-	92.14	32.19	8.82	29.55	400	192	A	H
		5924	51.81	-16.39	68.2	39.96	32.5	8.91	29.56	400	192	P	H
		5455.69	50.7	-23.3	74	39.91	31.87	8.46	29.54	176	34	P	V
		5462.32	49.14	-19.06	68.2	38.33	31.87	8.48	29.54	176	34	P	V
		5456.47	42.09	-11.91	54	31.3	31.87	8.46	29.54	176	34	A	V
	*	5710	113.7	-	-	102.24	32.19	8.82	29.55	176	34	P	V
	*	5710	105.79	-	-	94.33	32.19	8.82	29.55	176	34	A	V
		5875.75	52.74	-15.46	68.2	41	32.43	8.87	29.56	176	34	P	V
Remark	1. No other spurious found. 2. All results are PASS against Peak and Average limit line.												

Band 3 - Straddle Channel

WIFI 802.11n HT40 (Harmonic @ 3m)

WIFI Ant.	Note	Frequency	Level	Over Limit	Limit Line	Read Level	Antenna Factor	Path Loss	Preamp Factor	Ant Pos	Table Pos	Peak Avg.	Pol.
1+2		(MHz)	(dBμV/m)	(dB)	(dBμV/m)	(dBμV)	(dB/m)	(dB)	(dB)	(cm)	(deg)	(P/A)	(H/V)
802.11n HT40 CH 142 5710MHz		11420	58.08	-15.92	74	61.7	40	12.71	56.33	180	53	P	H
		11420	48.79	-5.21	54	52.41	40	12.71	56.33	180	53	A	H
		17130	48.74	-19.46	68.2	49.55	40.48	15.07	56.36	100	0	P	H
													H
		11420	57.71	-16.29	74	61.33	40	12.71	56.33	323	9	P	V
		11420	48.46	-5.54	54	52.08	40	12.71	56.33	323	9	A	V
		17130	48.77	-19.43	68.2	49.58	40.48	15.07	56.36	100	0	P	V
													V
Remark	1. No other spurious found. 2. All results are PASS against Peak and Average limit line.												

Band 3 - Straddle Channel

WIFI 802.11ac VHT80 (Band Edge @ 3m)

WIFI Ant.	Note	Frequency	Level	Over Limit	Limit Line	Read Level	Antenna Factor	Path Loss	Preamp Factor	Ant Pos	Table Pos	Peak Avg.	Pol.
1+2		(MHz)	(dBµV/m)	(dB)	(dBµV/m)	(dBµV)	(dB/m)	(dB)	(dB)	(cm)	(deg)	(P/A)	(H/V)
802.11ac VHT80 CH 138 5690MHz		5405.38	50.16	-23.84	74	39.53	31.84	8.32	29.53	399	179	P	H
		5461.93	51.23	-16.97	68.2	40.42	31.87	8.48	29.54	399	179	P	H
		5456.47	42.21	-11.79	54	31.42	31.87	8.46	29.54	399	179	A	H
	*	5690	108.46	-	-	97.01	32.17	8.83	29.55	399	179	P	H
	*	5690	100.16	-	-	88.71	32.17	8.83	29.55	399	179	A	H
		5886.1	51.68	-16.52	68.2	39.93	32.43	8.88	29.56	399	179	P	H
		5458.03	50.66	-23.34	74	39.86	31.87	8.47	29.54	251	336	P	V
		5464.27	50.7	-17.5	68.2	39.88	31.88	8.48	29.54	251	336	P	V
		5452.96	42.41	-11.59	54	31.63	31.87	8.45	29.54	251	336	A	V
	*	5690	110.11	-	-	98.66	32.17	8.83	29.55	251	336	P	V
	*	5690	101.88	-	-	90.43	32.17	8.83	29.55	251	336	A	V
		5901.1	52.65	-15.55	68.2	40.86	32.46	8.89	29.56	251	336	P	V
Remark	1. No other spurious found. 2. All results are PASS against Peak and Average limit line.												

Band 3 - Straddle Channel

WIFI 802.11ac VHT80 (Harmonic @ 3m)

WIFI Ant.	Note	Frequency	Level	Over Limit	Limit Line	Read Level	Antenna Factor	Path Loss	Preamp Factor	Ant Pos	Table Pos	Peak Avg.	Pol.
1+2		(MHz)	(dBμV/m)	(dB)	(dBμV/m)	(dBμV)	(dB/m)	(dB)	(dB)	(cm)	(deg)	(P/A)	(H/V)
802.11ac VHT80 CH 138 5690MHz		11380	54.76	-19.24	74	58.37	40.04	12.7	56.35	207	57	P	H
		11380	45.72	-8.28	54	49.33	40.04	12.7	56.35	207	57	A	H
		17070	47.54	-20.66	68.2	48.5	40.24	15.04	56.24	100	0	P	H
													H
		11380	55.91	-18.09	74	59.52	40.04	12.7	56.35	324	10	P	V
		11380	46.7	-7.3	54	50.31	40.04	12.7	56.35	324	10	A	V
		17070	48.39	-19.81	68.2	49.35	40.24	15.04	56.24	100	0	P	V
													V
Remark	1. No other spurious found. 2. All results are PASS against Peak and Average limit line.												

Emission below 1GHz

WIFI 802.11ac VHT80 (LF @ 3m)

WIFI Ant. 1+2	Note	Frequency (MHz)	Level (dBμV/m)	Over Limit (dB)	Limit Line (dBμV/m)	Read Level (dBμV)	Antenna Factor (dB/m)	Path Loss (dB)	Preamp Factor (dB)	Ant Pos (cm)	Table Pos (deg)	Peak Avg. (P/A)	Pol. (H/V)
802.11ac VHT80 LF		81.03	32.66	-7.34	40	50.24	13.45	1.21	32.24	-	-	P	H
		116.13	35.96	-7.54	43.5	49.69	17.09	1.38	32.2	-	-	P	H
		142.32	39.78	-3.72	43.5	53.18	17.32	1.46	32.18	100	0	P	H
		498.1	36.19	-9.81	46	41.77	23.93	2.66	32.17	-	-	P	H
		568.8	31.32	-14.68	46	34.97	25.68	2.89	32.22	-	-	P	H
		710.9	32.11	-13.89	46	34.15	26.87	3.16	32.07	-	-	P	H
													H
													H
													H
													H
													H
													H
		32.16	32.54	-7.46	40	40.86	23.22	0.75	32.29	100	0	P	V
		63.21	31.9	-8.1	40	51.41	11.77	0.99	32.27	-	-	P	V
		80.49	29.84	-10.16	40	47.51	13.37	1.2	32.24	-	-	P	V
		498.1	37.17	-8.83	46	42.75	23.93	2.66	32.17	-	-	P	V
		568.8	33.81	-12.19	46	37.46	25.68	2.89	32.22	-	-	P	V
		959.4	33.7	-12.3	46	30.05	30.85	3.71	30.91	-	-	P	V
													V
													V
													V
													V
													V
													V
Remark	1. No other spurious found. 2. All results are PASS against limit line.												

<TXBF Mode>

Band 1 - 5150~5250MHz

WIFI 802.11ac VHT20 (Band Edge @ 3m)

WIFI Ant. 1+2	Note	Frequency (MHz)	Level (dBμV/m)	Over Limit (dB)	Limit Line (dBμV/m)	Read Level (dBμV)	Antenna Factor (dB/m)	Path Loss (dB)	Preamp Factor (dB)	Ant Pos (cm)	Table Pos (deg)	Peak Avg. (P/A)	Pol. (H/V)
802.11ac VHT20 CH 36 5180MHz		5149.24	61.96	-12.04	74	51.58	31.69	8.18	29.49	252	54	P	H
		5148.72	41.72	-12.28	54	31.34	31.69	8.18	29.49	252	54	A	H
	*	5180	110.29	-	-	99.85	31.71	8.22	29.49	252	54	P	H
	*	5180	95.52	-	-	85.08	31.71	8.22	29.49	252	54	A	H
													H
													H
		5150	63.69	-10.31	74	53.31	31.69	8.18	29.49	254	82	P	V
		5149.24	41.81	-12.19	54	31.43	31.69	8.18	29.49	254	82	A	V
	*	5180	109.63	-	-	99.19	31.71	8.22	29.49	254	82	P	V
	*	5180	95.26	-	-	84.82	31.71	8.22	29.49	254	82	A	V
													V
													V
802.11ac VHT20 CH 44 5220MHz		5147.68	53.74	-20.26	74	43.37	31.69	8.17	29.49	253	57	P	H
		5072.02	41.31	-12.69	54	31.05	31.65	8.08	29.47	253	57	A	H
	*	5220	110.65	-	-	100.17	31.73	8.25	29.5	253	57	P	H
	*	5220	95.97	-	-	85.49	31.73	8.25	29.5	253	57	A	H
		5443.2	51.73	-22.27	74	40.98	31.86	8.43	29.54	253	57	P	H
		5459.44	40.69	-13.31	54	29.89	31.87	8.47	29.54	253	57	A	H
		5098.8	53.23	-20.77	74	42.94	31.66	8.11	29.48	251	86	P	V
		5084.24	41.3	-12.7	54	31.03	31.65	8.1	29.48	251	86	A	V
	*	5220	109.96	-	-	99.48	31.73	8.25	29.5	251	86	P	V
	*	5220	95.72	-	-	85.24	31.73	8.25	29.5	251	86	A	V
		5448.24	51.27	-22.73	74	40.5	31.87	8.44	29.54	251	86	P	V
		5457.48	40.67	-13.33	54	29.87	31.87	8.47	29.54	251	86	A	V

802.11ac VHT20 CH 48 5240MHz		5068.64	52.17	-21.83	74	41.92	31.64	8.08	29.47	251	56	P	H
		5048.88	41.3	-12.7	54	31.09	31.63	8.05	29.47	251	56	A	H
	*	5240	110.01	-	-	99.52	31.74	8.25	29.5	251	56	P	H
	*	5240	95.8	-	-	85.31	31.74	8.25	29.5	251	56	A	H
		5459.16	50.73	-23.27	74	39.93	31.87	8.47	29.54	251	56	P	H
		5457.76	40.68	-13.32	54	29.88	31.87	8.47	29.54	251	56	A	H
		5052.52	52.18	-21.82	74	41.96	31.63	8.06	29.47	251	84	P	V
		5085.02	41.29	-12.71	54	31.02	31.65	8.1	29.48	251	84	A	V
	*	5240	110.21	-	-	99.72	31.74	8.25	29.5	251	84	P	V
	*	5240	95.93	-	-	85.44	31.74	8.25	29.5	251	84	A	V
		5437.04	51.5	-22.5	74	40.77	31.86	8.41	29.54	251	84	P	V
		5458.88	40.65	-13.35	54	29.85	31.87	8.47	29.54	251	84	A	V
Remark	1. No other spurious found. 2. All results are PASS against Peak and Average limit line.												

Band 1 5150~5250MHz

WIFI 802.11ac VHT20 (Harmonic @ 3m)

WIFI Ant.	Note	Frequency	Level	Over Limit	Limit Line	Read Level	Antenna Factor	Path Loss	Preamp Factor	Ant Pos	Table Pos	Peak Avg.	Pol.
1+2		(MHz)	(dBμV/m)	(dB)	(dBμV/m)	(dBμV)	(dB/m)	(dB)	(dB)	(cm)	(deg)	(P/A)	(H/V)
802.11ac VHT20 CH 36 5180MHz		10360	46.01	-22.19	68.2	50.87	39.76	12.34	56.96	100	0	P	H
		15540	44.83	-29.17	74	48.24	38.62	14.62	56.65	100	0	P	H
													H
													H
		10360	46.93	-21.27	68.2	51.79	39.76	12.34	56.96	100	0	P	V
		15540	46.59	-27.41	74	50	38.62	14.62	56.65	100	0	P	V
													V
													V
802.11ac VHT20 CH 44 5220MHz		10440	47.08	-21.12	68.2	51.76	39.88	12.36	56.92	100	0	P	H
		15660	44.83	-29.17	74	48.34	38.33	14.67	56.51	100	0	P	H
													H
													H
		10440	46.44	-21.76	68.2	51.12	39.88	12.36	56.92	100	0	P	V
		15660	44.23	-29.77	74	47.74	38.33	14.67	56.51	100	0	P	V
													V
													V
802.11ac VHT20 CH 48 5240MHz		10480	48.18	-20.02	68.2	52.75	39.97	12.37	56.91	100	0	P	H
		15720	45.62	-28.38	74	49.21	38.16	14.69	56.44	100	0	P	H
													H
													H
		10480	47.35	-20.85	68.2	51.92	39.97	12.37	56.91	100	0	P	V
		15720	45.47	-28.53	74	49.06	38.16	14.69	56.44	100	0	P	V
													V
													V
Remark	1. No other spurious found. 2. All results are PASS against Peak and Average limit line.												

Band 1 5150~5250MHz

WIFI 802.11ac VHT40 (Band Edge @ 3m)

WIFI Ant.	Note	Frequency	Level	Over Limit	Limit Line	Read Level	Antenna Factor	Path Loss	Preamp Factor	Ant Pos	Table Pos	Peak Avg.	Pol.
1+2		(MHz)	(dBμV/m)	(dB)	(dBμV/m)	(dBμV)	(dB/m)	(dB)	(dB)	(cm)	(deg)	(P/A)	(H/V)
802.11ac VHT40 CH 38 5190MHz		5147.94	58.47	-15.53	74	48.1	31.69	8.17	29.49	250	55	P	H
		5149.76	46.97	-7.03	54	36.59	31.69	8.18	29.49	250	55	A	H
	*	5190	108.23	-	-	97.78	31.71	8.23	29.49	250	55	P	H
	*	5190	99.45	-	-	89	31.71	8.23	29.49	250	55	A	H
		5371.52	50.53	-23.47	74	39.94	31.82	8.3	29.53	250	55	P	H
		5457.76	40.71	-13.29	54	29.91	31.87	8.47	29.54	250	55	A	H
		5150	66.61	-7.39	74	56.23	31.69	8.18	29.49	229	342	P	V
		5149.24	49.26	-4.74	54	38.88	31.69	8.18	29.49	229	342	A	V
	*	5190	108.71	-	-	98.26	31.71	8.23	29.49	229	342	P	V
	*	5190	99.96	-	-	89.51	31.71	8.23	29.49	229	342	A	V
		5452.72	52.52	-21.48	74	41.74	31.87	8.45	29.54	229	342	P	V
		5452.72	42.39	-11.61	54	31.61	31.87	8.45	29.54	229	342	A	V
802.11ac VHT40 CH 46 5230MHz		5135.46	54.04	-19.96	74	43.68	31.68	8.16	29.48	250	56	P	H
		5149.76	42.37	-11.63	54	31.99	31.69	8.18	29.49	250	56	A	H
	*	5230	110.1	-	-	99.61	31.74	8.25	29.5	250	56	P	H
	*	5230	101.24	-	-	90.75	31.74	8.25	29.5	250	56	A	H
		5437.6	52.04	-21.96	74	41.31	31.86	8.41	29.54	250	56	P	H
		5452.72	40.9	-13.1	54	30.12	31.87	8.45	29.54	250	56	A	H
		5147.42	59.14	-14.86	74	48.77	31.69	8.17	29.49	250	341	P	V
		5145.6	43.33	-10.67	54	32.96	31.69	8.17	29.49	250	341	A	V
	*	5230	110.76	-	-	100.27	31.74	8.25	29.5	250	341	P	V
	*	5230	102.1	-	-	91.61	31.74	8.25	29.5	250	341	A	V
		5358.36	53.72	-20.28	74	43.13	31.81	8.3	29.52	250	341	P	V
		5452.72	42.68	-11.32	54	31.9	31.87	8.45	29.54	250	341	A	V
Remark	1. No other spurious found. 2. All results are PASS against Peak and Average limit line.												

Band 1 5150~5250MHz

WIFI 802.11ac VHT40 (Harmonic @ 3m)

WIFI Ant.	Note	Frequency	Level	Over Limit	Limit Line	Read Level	Antenna Factor	Path Loss	Preamp Factor	Ant Pos	Table Pos	Peak Avg.	Pol.
1+2		(MHz)	(dBμV/m)	(dB)	(dBμV/m)	(dBμV)	(dB/m)	(dB)	(dB)	(cm)	(deg)	(P/A)	(H/V)
802.11ac VHT40 CH 38 5190MHz		10380	46.52	-21.68	68.2	51.34	39.79	12.34	56.95	100	0	P	H
		15570	46.72	-27.28	74	50.19	38.53	14.62	56.62	100	0	P	H
													H
													H
		10380	46.69	-21.51	68.2	51.51	39.79	12.34	56.95	100	0	P	V
		15570	45.79	-28.21	74	49.26	38.53	14.62	56.62	100	0	P	V
													V
													V
802.11ac VHT40 CH 46 5230MHz		10460	48	-20.2	68.2	52.64	39.91	12.37	56.92	100	0	P	H
		15690	45.26	-28.74	74	48.82	38.24	14.67	56.47	100	0	P	H
													H
													H
		10460	47.57	-20.63	68.2	52.21	39.91	12.37	56.92	100	0	P	V
		15690	45.31	-28.69	74	48.87	38.24	14.67	56.47	100	0	P	V
													V
													V
Remark	1. No other spurious found. 2. All results are PASS against Peak and Average limit line.												

Band 1 5150~5250MHz

WIFI 802.11ac VHT80 (Band Edge @ 3m)

WIFI Ant.	Note	Frequency	Level	Over Limit	Limit Line	Read Level	Antenna Factor	Path Loss	Preamp Factor	Ant Pos	Table Pos	Peak Avg.	Pol.
1+2		(MHz)	(dBμV/m)	(dB)	(dBμV/m)	(dBμV)	(dB/m)	(dB)	(dB)	(cm)	(deg)	(P/A)	(H/V)
802.11ac VHT80 CH 42 5210MHz		5150	58.05	-15.95	74	47.67	31.69	8.18	29.49	183	60	P	H
		5148.72	47.36	-6.64	54	36.98	31.69	8.18	29.49	183	60	A	H
	*	5210	104.56	-	-	94.09	31.73	8.24	29.5	183	60	P	H
	*	5210	95.74	-	-	85.27	31.73	8.24	29.5	183	60	A	H
		5395.32	51.36	-22.64	74	40.74	31.84	8.31	29.53	183	60	P	H
		5452.72	40.87	-13.13	54	30.09	31.87	8.45	29.54	183	60	A	H
		5135.72	63.55	-10.45	74	53.19	31.68	8.16	29.48	251	340	P	V
		5149.76	52.49	-1.51	54	42.11	31.69	8.18	29.49	251	340	A	V
	*	5210	107	-	-	96.53	31.73	8.24	29.5	251	340	P	V
	*	5210	97.48	-	-	87.01	31.73	8.24	29.5	251	340	A	V
		5350	51.36	-22.64	74	40.78	31.81	8.29	29.52	251	340	P	V
		5452.72	42.75	-11.25	54	31.97	31.87	8.45	29.54	251	340	A	V
Remark	1. No other spurious found. 2. All results are PASS against Peak and Average limit line.												

Band 1 5150~5250MHz

WIFI 802.11ac VHT80 (Harmonic @ 3m)

WIFI Ant.	Note	Frequency	Level	Over Limit	Limit Line	Read Level	Antenna Factor	Path Loss	Preamp Factor	Ant Pos	Table Pos	Peak Avg.	Pol.
1+2		(MHz)	(dBμV/m)	(dB)	(dBμV/m)	(dBμV)	(dB/m)	(dB)	(dB)	(cm)	(deg)	(P/A)	(H/V)
802.11ac VHT80 CH 42 5210MHz		10420	46.41	-21.79	68.2	51.13	39.85	12.36	56.93	100	0	P	H
		15630	45.59	-28.41	74	49.11	38.37	14.65	56.54	100	0	P	H
													H
													H
		10420	46.81	-21.39	68.2	51.53	39.85	12.36	56.93	100	0	P	V
		15630	46.1	-27.9	74	49.62	38.37	14.65	56.54	100	0	P	V
													V
													V
Remark	1. No other spurious found. 2. All results are PASS against Peak and Average limit line.												

Band 2 - 5250~5350MHz

WIFI 802.11ac VHT20 (Band Edge @ 3m)

WIFI Ant. 1+2	Note	Frequency (MHz)	Level (dBμV/m)	Over Limit (dB)	Limit Line (dBμV/m)	Read Level (dBμV)	Antenna Factor (dB/m)	Path Loss (dB)	Preamp Factor (dB)	Ant Pos (cm)	Table Pos (deg)	Peak Avg. (P/A)	Pol. (H/V)
802.11ac VHT20 CH 52 5260MHz		5121.72	52.49	-21.51	74	42.16	31.67	8.14	29.48	252	56	P	H
		5071.74	41.3	-12.7	54	31.04	31.65	8.08	29.47	252	56	A	H
	*	5260	109.28	-	-	98.77	31.76	8.26	29.51	252	56	P	H
	*	5260	95.63	-	-	85.12	31.76	8.26	29.51	252	56	A	H
		5445.6	51.43	-22.57	74	40.67	31.87	8.43	29.54	252	56	P	H
		5460	40.69	-13.31	54	29.89	31.87	8.47	29.54	252	56	A	H
		5103.02	52.22	-21.78	74	41.92	31.66	8.12	29.48	240	340	P	V
		5049.98	41.31	-12.69	54	31.1	31.63	8.05	29.47	240	340	A	V
	*	5260	109.95	-	-	99.44	31.76	8.26	29.51	240	340	P	V
	*	5260	96.56	-	-	86.05	31.76	8.26	29.51	240	340	A	V
		5355.36	53.01	-20.99	74	42.43	31.81	8.29	29.52	240	340	P	V
		5452.8	41.87	-12.13	54	31.09	31.87	8.45	29.54	240	340	A	V
802.11ac VHT20 CH 60 5300MHz		5059.16	53.02	-20.98	74	42.79	31.64	8.06	29.47	252	62	P	H
		5059.5	41.3	-12.7	54	31.07	31.64	8.06	29.47	252	62	A	H
	*	5300	108.77	-	-	98.23	31.78	8.27	29.51	252	62	P	H
	*	5300	95.55	-	-	85.01	31.78	8.27	29.51	252	62	A	H
		5372.88	54.62	-19.38	74	44.03	31.82	8.3	29.53	252	62	P	H
		5459.04	40.68	-13.32	54	29.88	31.87	8.47	29.54	252	62	A	H
		5042.16	51.99	-22.01	74	41.79	31.63	8.04	29.47	247	341	P	V
		5081.94	41.36	-12.64	54	31.09	31.65	8.09	29.47	247	341	A	V
	*	5300	110.14	-	-	99.6	31.78	8.27	29.51	247	341	P	V
	*	5300	96.73	-	-	86.19	31.78	8.27	29.51	247	341	A	V
		5351.52	60.54	-13.46	74	49.96	31.81	8.29	29.52	247	341	P	V
		5452.8	41.86	-12.14	54	31.08	31.87	8.45	29.54	247	341	A	V

	*	5320	108.05	-	-	97.5	31.79	8.28	29.52	251	62	P	H
	*	5320	94.1	-	-	83.55	31.79	8.28	29.52	251	62	A	H
		5363.68	53.94	-20.06	74	43.35	31.82	8.3	29.53	251	62	P	H
		5458.4	40.69	-13.31	54	29.89	31.87	8.47	29.54	251	62	A	H
802.11ac													H
VHT20													H
CH 64	*	5320	109.71	-	-	99.16	31.79	8.28	29.52	237	341	P	V
5320MHz	*	5320	95.82	-	-	85.27	31.79	8.28	29.52	237	341	A	V
		5354.56	64.55	-9.45	74	53.97	31.81	8.29	29.52	237	341	P	V
		5359.68	42.36	-11.64	54	31.77	31.81	8.3	29.52	237	341	A	V
													V
													V
Remark	1. No other spurious found. 2. All results are PASS against Peak and Average limit line.												

Band 2 5250~5350MHz

WIFI 802.11ac VHT20 (Harmonic @ 3m)

WIFI Ant.	Note	Frequency	Level	Over Limit	Limit Line	Read Level	Antenna Factor	Path Loss	Preamp Factor	Ant Pos	Table Pos	Peak Avg.	Pol.
1+2		(MHz)	(dBμV/m)	(dB)	(dBμV/m)	(dBμV)	(dB/m)	(dB)	(dB)	(cm)	(deg)	(P/A)	(H/V)
802.11ac VHT20 CH 52 5260MHz		10520	46.77	-21.43	68.2	51.24	40.02	12.39	56.88	100	0	P	H
		15780	44.68	-29.32	74	48.28	38.04	14.72	56.36	100	0	P	H
													H
													H
		10520	47.65	-20.55	68.2	52.12	40.02	12.39	56.88	100	0	P	V
		15780	45.05	-28.95	74	48.65	38.04	14.72	56.36	100	0	P	V
													V
													V
802.11ac VHT20 CH 60 5300MHz		10600	46.8	-27.2	74	51.11	40.1	12.41	56.82	100	0	P	H
		15900	44.44	-29.56	74	48.14	37.75	14.77	56.22	100	0	P	H
													H
													H
		10600	45.82	-28.18	74	50.13	40.1	12.41	56.82	100	0	P	V
		15900	44.73	-29.27	74	48.43	37.75	14.77	56.22	100	0	P	V
													V
													V
802.11ac VHT20 CH 64 5320MHz		10640	46.11	-27.89	74	50.35	40.14	12.41	56.79	100	0	P	H
		15960	44.97	-29.03	74	48.75	37.58	14.79	56.15	100	0	P	H
													H
													H
		10640	46.5	-27.5	74	50.74	40.14	12.41	56.79	100	0	P	V
		15960	45.28	-28.72	74	49.06	37.58	14.79	56.15	100	0	P	V
													V
													V
Remark	1. No other spurious found. 2. All results are PASS against Peak and Average limit line.												

Band 2 5250~5350MHz

WIFI 802.11ac VHT40 (Band Edge @ 3m)

WIFI Ant.	Note	Frequency	Level	Over Limit	Limit Line	Read Level	Antenna Factor	Path Loss	Preamp Factor	Ant Pos	Table Pos	Peak Avg.	Pol.
1+2		(MHz)	(dBμV/m)	(dB)	(dBμV/m)	(dBμV)	(dB/m)	(dB)	(dB)	(cm)	(deg)	(P/A)	(H/V)
802.11ac VHT40 CH 54 5270MHz		5003.74	52.48	-21.52	74	42.34	31.61	7.99	29.46	176	58	P	H
		5070.04	41.33	-12.67	54	31.08	31.64	8.08	29.47	176	58	A	H
	*	5270	108.66	-	-	98.15	31.76	8.26	29.51	176	58	P	H
	*	5270	99.12	-	-	88.61	31.76	8.26	29.51	176	58	A	H
		5357.76	56.22	-17.78	74	45.63	31.81	8.3	29.52	176	58	P	H
		5350.56	41.53	-12.47	54	30.95	31.81	8.29	29.52	176	58	A	H
		5094.52	52.82	-21.18	74	42.53	31.66	8.11	29.48	151	342	P	V
		5145.52	42.28	-11.72	54	31.91	31.69	8.17	29.49	151	342	A	V
	*	5270	110.32	-	-	99.81	31.76	8.26	29.51	151	342	P	V
	*	5270	100.97	-	-	90.46	31.76	8.26	29.51	151	342	A	V
		5350.56	63.25	-10.75	74	52.67	31.81	8.29	29.52	151	342	P	V
		5350.32	43.87	-10.13	54	33.29	31.81	8.29	29.52	151	342	A	V
802.11ac VHT40 CH 62 5310MHz		5006.8	52.39	-21.61	74	42.24	31.61	8	29.46	178	58	P	H
		5047.6	41.31	-12.69	54	31.1	31.63	8.05	29.47	178	58	A	H
	*	5310	108.07	-	-	97.52	31.79	8.28	29.52	178	58	P	H
	*	5310	99.02	-	-	88.47	31.79	8.28	29.52	178	58	A	H
		5353.2	62.26	-11.74	74	51.68	31.81	8.29	29.52	178	58	P	H
		5350.08	49.41	-4.59	54	38.83	31.81	8.29	29.52	178	58	A	H
		5115.6	52.78	-21.22	74	42.46	31.67	8.13	29.48	237	341	P	V
		5145.52	41.97	-12.03	54	31.6	31.69	8.17	29.49	237	341	A	V
	*	5310	109.76	-	-	99.21	31.79	8.28	29.52	237	341	P	V
	*	5310	101.39	-	-	90.84	31.79	8.28	29.52	237	341	A	V
		5352.24	66.88	-7.12	74	56.3	31.81	8.29	29.52	237	341	P	V
		5350.32	51.25	-2.75	54	40.67	31.81	8.29	29.52	237	341	A	V
Remark	1. No other spurious found. 2. All results are PASS against Peak and Average limit line.												

Band 2 5250~5350MHz

WIFI 802.11ac VHT40 (Harmonic @ 3m)

WIFI Ant.	Note	Frequency	Level	Over Limit	Limit Line	Read Level	Antenna Factor	Path Loss	Preamp Factor	Ant Pos	Table Pos	Peak Avg.	Pol.
1+2		(MHz)	(dBμV/m)	(dB)	(dBμV/m)	(dBμV)	(dB/m)	(dB)	(dB)	(cm)	(deg)	(P/A)	(H/V)
802.11ac VHT40 CH 54 5270MHz		10540	47.13	-21.07	68.2	51.58	40.03	12.39	56.87	100	0	P	H
		15810	44.97	-29.03	74	48.61	37.96	14.73	56.33	100	0	P	H
													H
													H
		10540	47.14	-21.06	68.2	51.59	40.03	12.39	56.87	100	0	P	V
		15810	45.04	-28.96	74	48.68	37.96	14.73	56.33	100	0	P	V
													V
													V
802.11ac VHT40 CH 62 5310MHz		10620	46.53	-27.47	74	50.8	40.12	12.41	56.8	100	0	P	H
		15930	44.94	-29.06	74	48.67	37.67	14.78	56.18	100	0	P	H
													H
													H
		10620	46.75	-27.25	74	51.02	40.12	12.41	56.8	100	0	P	V
		15930	45.31	-28.69	74	49.04	37.67	14.78	56.18	100	0	P	V
													V
													V
Remark	1. No other spurious found. 2. All results are PASS against Peak and Average limit line.												

Band 2 5250~5350MHz

WIFI 802.11ac VHT80 (Band Edge @ 3m)

WIFI Ant.	Note	Frequency	Level	Over Limit	Limit Line	Read Level	Antenna Factor	Path Loss	Preamp Factor	Ant Pos	Table Pos	Peak Avg.	Pol.
1+2		(MHz)	(dBμV/m)	(dB)	(dBμV/m)	(dBμV)	(dB/m)	(dB)	(dB)	(cm)	(deg)	(P/A)	(H/V)
802.11ac VHT80 CH 58 5290MHz		5031.28	51.78	-22.22	74	41.6	31.62	8.03	29.47	312	50	P	H
		5055.76	41.31	-12.69	54	31.08	31.64	8.06	29.47	312	50	A	H
	*	5290	100.36	-	-	89.83	31.77	8.27	29.51	312	50	P	H
	*	5290	91.89	-	-	81.36	31.77	8.27	29.51	312	50	A	H
		5352.24	55.11	-18.89	74	44.53	31.81	8.29	29.52	312	50	P	H
		5350.8	47.43	-6.57	54	36.85	31.81	8.29	29.52	312	50	A	H
		5009.18	52.57	-21.43	74	42.42	31.61	8	29.46	226	341	P	V
		5145.52	42.03	-11.97	54	31.66	31.69	8.17	29.49	226	341	A	V
	*	5290	104.09	-	-	93.56	31.77	8.27	29.51	226	341	P	V
	*	5290	95.88	-	-	85.35	31.77	8.27	29.51	226	341	A	V
		5355.84	59.4	-14.6	74	48.82	31.81	8.29	29.52	226	341	P	V
		5350.08	49.97	-4.03	54	39.39	31.81	8.29	29.52	226	341	A	V
Remark	1. No other spurious found. 2. All results are PASS against Peak and Average limit line.												

Band 2 5250~5350MHz

WIFI 802.11ac VHT80 (Harmonic @ 3m)

WIFI Ant.	Note	Frequency	Level	Over Limit	Limit Line	Read Level	Antenna Factor	Path Loss	Preamp Factor	Ant Pos	Table Pos	Peak Avg.	Pol.
1+2		(MHz)	(dBμV/m)	(dB)	(dBμV/m)	(dBμV)	(dB/m)	(dB)	(dB)	(cm)	(deg)	(P/A)	(H/V)
802.11ac VHT80 CH 58 5290MHz		10580	46.59	-21.61	68.2	50.94	40.09	12.4	56.84	100	0	P	H
		15870	44.76	-29.24	74	48.48	37.79	14.75	56.26	100	0	P	H
													H
													H
		10580	45.94	-22.26	68.2	50.29	40.09	12.4	56.84	100	0	P	V
		15870	46	-28	74	49.72	37.79	14.75	56.26	100	0	P	V
													V
													V
Remark	1. No other spurious found. 2. All results are PASS against Peak and Average limit line.												

Band 3 - 5470~5725MHz

WIFI 802.11ac VHT20 (Band Edge @ 3m)

WIFI Ant. 1+2	Note	Frequency (MHz)	Level (dBμV/m)	Over Limit (dB)	Limit Line (dBμV/m)	Read Level (dBμV)	Antenna Factor (dB/m)	Path Loss (dB)	Preamp Factor (dB)	Ant Pos (cm)	Table Pos (deg)	Peak Avg. (P/A)	Pol. (H/V)
802.11ac VHT20 CH 100 5500MHz		5458.8	60.86	-13.14	74	50.06	31.87	8.47	29.54	400	180	P	H
		5464.88	61.6	-6.6	68.2	50.77	31.88	8.49	29.54	400	180	P	H
		5460	41.12	-12.88	54	30.32	31.87	8.47	29.54	400	180	A	H
	*	5500	106.09	-	-	95.16	31.9	8.58	29.55	400	180	P	H
	*	5500	92.5	-	-	81.57	31.9	8.58	29.55	400	180	A	H
													H
		5459.28	60.53	-13.47	74	49.73	31.87	8.47	29.54	222	5	P	V
		5468.72	62.03	-6.17	68.2	51.19	31.88	8.5	29.54	222	5	P	V
		5452.72	42.14	-11.86	54	31.36	31.87	8.45	29.54	222	5	A	V
	*	5500	107.3	-	-	96.37	31.9	8.58	29.55	222	5	P	V
	*	5500	93.05	-	-	82.12	31.9	8.58	29.55	222	5	A	V
													V
802.11ac VHT20 CH 116 5580MHz		5404	50.94	-23.06	74	40.31	31.84	8.32	29.53	356	180	P	H
		5463.76	51.08	-17.12	68.2	40.26	31.88	8.48	29.54	356	180	P	H
		5452.96	40.76	-13.24	54	29.98	31.87	8.45	29.54	356	180	A	H
	*	5580	108.11	-	-	96.86	32	8.8	29.55	356	180	P	H
	*	5580	94.78	-	-	83.53	32	8.8	29.55	356	180	A	H
		5765	52.28	-15.92	68.2	40.77	32.26	8.81	29.56	356	180	P	H
		5428	52.3	-21.7	74	41.6	31.85	8.39	29.54	201	24	P	V
		5469.28	50.57	-17.63	68.2	39.73	31.88	8.5	29.54	201	24	P	V
		5452.72	41.33	-12.67	54	30.55	31.87	8.45	29.54	201	24	A	V
	*	5580	108.58	-	-	97.33	32	8.8	29.55	201	24	P	V
	*	5580	93.75	-	-	82.5	32	8.8	29.55	201	24	A	V
		5732.87	52.7	-15.5	68.2	41.22	32.21	8.82	29.55	201	24	P	V

802.11ac VHT20 CH 140 5700MHz	*	5700	108.6	-	-	97.15	32.17	8.83	29.55	400	193	P	H
	*	5700	94.61	-	-	83.16	32.17	8.83	29.55	400	193	A	H
		5725.48	60.51	-7.69	68.2	49.03	32.21	8.82	29.55	400	193	P	H
													H
													H
													H
	*	5700	109.26	-	-	97.81	32.17	8.83	29.55	201	23	P	V
	*	5700	94.56	-	-	83.11	32.17	8.83	29.55	201	23	A	V
		5734.92	65.09	-3.11	68.2	53.58	32.24	8.82	29.55	201	23	P	V
													V
													V
													V
Remark	1. No other spurious found. 2. All results are PASS against Peak and Average limit line.												

Band 3 - 5470~5725MHz

WIFI 802.11ac VHT20 (Harmonic @ 3m)

WIFI Ant.	Note	Frequency	Level	Over Limit	Limit Line	Read Level	Antenna Factor	Path Loss	Preamp Factor	Ant Pos	Table Pos	Peak Avg.	Pol.
1+2		(MHz)	(dBμV/m)	(dB)	(dBμV/m)	(dBμV)	(dB/m)	(dB)	(dB)	(cm)	(deg)	(P/A)	(H/V)
802.11ac VHT20 CH 100 5500MHz		11000	47.02	-26.98	74	50.51	40.5	12.51	56.5	100	0	P	H
		16500	46.05	-22.15	68.2	47.43	39.4	14.92	55.7	100	0	P	H
													H
													H
		11000	47.35	-26.65	74	50.84	40.5	12.51	56.5	100	0	P	V
		16500	46.72	-21.48	68.2	48.1	39.4	14.92	55.7	100	0	P	V
													V
													V
802.11ac VHT20 CH 116 5580MHz		11160	49.13	-24.87	74	52.68	40.3	12.59	56.44	100	0	P	H
		16740	45.86	-22.34	68.2	47.1	39.69	14.96	55.89	100	0	P	H
													H
													H
		11160	48.28	-25.72	74	51.83	40.3	12.59	56.44	100	0	P	V
		16740	46.84	-21.36	68.2	48.08	39.69	14.96	55.89	100	0	P	V
													V
													V
802.11ac VHT20 CH 140 5700MHz		11400	47.92	-26.08	74	51.53	40.02	12.71	56.34	100	0	P	H
		17100	48.72	-19.48	68.2	49.6	40.36	15.06	56.3	100	0	P	H
													H
													H
		11400	48.56	-25.44	74	52.17	40.02	12.71	56.34	100	0	P	V
		17100	48.13	-20.07	68.2	49.01	40.36	15.06	56.3	100	0	P	V
													V
													V
Remark	1. No other spurious found. 2. All results are PASS against Peak and Average limit line.												

Band 3 - 5470~5725MHz

WIFI 802.11ac VHT40 (Band Edge @ 3m)

WIFI Ant.	Note	Frequency	Level	Over Limit	Limit Line	Read Level	Antenna Factor	Path Loss	Preamp Factor	Ant Pos	Table Pos	Peak Avg.	Pol.
1+2		(MHz)	(dBμV/m)	(dB)	(dBμV/m)	(dBμV)	(dB/m)	(dB)	(dB)	(cm)	(deg)	(P/A)	(H/V)
802.11ac VHT40 CH 102 5510MHz		5459.92	61.94	-12.06	74	51.14	31.87	8.47	29.54	400	181	P	H
		5468.8	62.69	-5.51	68.2	51.85	31.88	8.5	29.54	400	181	P	H
		5459.92	42.49	-11.51	54	31.69	31.87	8.47	29.54	400	181	A	H
	*	5510	106.98	-	-	96.02	31.9	8.61	29.55	400	181	P	H
	*	5510	98.08	-	-	87.12	31.9	8.61	29.55	400	181	A	H
		5738.225	52.62	-15.58	68.2	41.11	32.24	8.82	29.55	400	181	P	H
		5457.52	63.02	-10.98	74	52.22	31.87	8.47	29.54	238	342	P	V
		5465.2	63.59	-4.61	68.2	52.76	31.88	8.49	29.54	238	342	P	V
		5452.72	44.77	-9.23	54	33.99	31.87	8.45	29.54	238	342	A	V
	*	5510	108.49	-	-	97.53	31.9	8.61	29.55	238	342	P	V
	*	5510	97.81	-	-	86.85	31.9	8.61	29.55	238	342	A	V
		5735.39	52.76	-15.44	68.2	41.25	32.24	8.82	29.55	238	342	P	V
802.11ac VHT40 CH 110 5550MHz		5459.92	54.79	-19.21	74	43.99	31.87	8.47	29.54	400	181	P	H
		5466.16	57.05	-11.15	68.2	46.22	31.88	8.49	29.54	400	181	P	H
		5459.92	41.52	-12.48	54	30.72	31.87	8.47	29.54	400	181	A	H
	*	5550	108.07	-	-	96.93	31.97	8.72	29.55	400	181	P	H
	*	5550	98.35	-	-	87.21	31.97	8.72	29.55	400	181	A	H
		5746.415	52.02	-16.18	68.2	40.52	32.24	8.81	29.55	400	181	P	H
		5457.52	55.52	-18.48	74	44.72	31.87	8.47	29.54	238	340	P	V
		5467.6	57.71	-10.49	68.2	46.88	31.88	8.49	29.54	238	340	P	V
		5452.72	43.61	-10.39	54	32.83	31.87	8.45	29.54	238	340	A	V
	*	5550	109.25	-	-	98.11	31.97	8.72	29.55	238	340	P	V
	*	5550	98.14	-	-	87	31.97	8.72	29.55	238	340	A	V
		5759.96	52.63	-15.57	68.2	41.12	32.26	8.81	29.56	238	340	P	V

802.11ac VHT40 CH 134 5670MHz		5425.95	51.33	-22.67	74	40.64	31.85	8.38	29.54	379	182	P	H
		5465.85	51.43	-16.77	68.2	40.6	31.88	8.49	29.54	379	182	P	H
		5452.9	40.76	-13.24	54	29.98	31.87	8.45	29.54	379	182	A	H
	*	5670	107.6	-	-	96.18	32.14	8.83	29.55	379	182	P	H
	*	5670	98.15	-	-	86.73	32.14	8.83	29.55	379	182	A	H
		5727.2	61.16	-7.04	68.2	49.68	32.21	8.82	29.55	379	182	P	H
		5443.45	52.1	-21.9	74	41.35	31.86	8.43	29.54	251	338	P	V
		5464.1	51.86	-16.34	68.2	41.04	31.88	8.48	29.54	251	338	P	V
		5452.9	41.84	-12.16	54	31.06	31.87	8.45	29.54	251	338	A	V
	*	5670	107.99	-	-	96.57	32.14	8.83	29.55	251	338	P	V
	*	5670	99.18	-	-	87.76	32.14	8.83	29.55	251	338	A	V
		5726.255	64.65	-3.55	68.2	53.17	32.21	8.82	29.55	251	338	P	V
Remark	1. No other spurious found. 2. All results are PASS against Peak and Average limit line.												

Band 3 - 5470~5725MHz

WIFI 802.11ac VHT40 (Harmonic @ 3m)

WIFI Ant.	Note	Frequency	Level	Over Limit	Limit Line	Read Level	Antenna Factor	Path Loss	Preamp Factor	Ant Pos	Table Pos	Peak Avg.	Pol.
1+2		(MHz)	(dBμV/m)	(dB)	(dBμV/m)	(dBμV)	(dB/m)	(dB)	(dB)	(cm)	(deg)	(P/A)	(H/V)
802.11ac VHT40 CH 102 5510MHz		11020	46.56	-27.44	74	50.05	40.48	12.52	56.49	100	0	P	H
		16530	47.74	-20.46	68.2	49.1	39.44	14.92	55.72	100	0	P	H
													H
													H
		11020	47.21	-26.79	74	50.7	40.48	12.52	56.49	100	0	P	V
		16530	46.93	-21.27	68.2	48.29	39.44	14.92	55.72	100	0	P	V
													V
													V
802.11ac VHT40 CH 110 5550MHz		11100	47.4	-26.6	74	50.92	40.38	12.56	56.46	100	0	P	H
		16650	47.3	-20.9	68.2	48.58	39.59	14.95	55.82	100	0	P	H
													H
													H
		11100	47.36	-26.64	74	50.88	40.38	12.56	56.46	100	0	P	V
		16650	47.37	-20.83	68.2	48.65	39.59	14.95	55.82	100	0	P	V
													V
													V
802.11ac VHT40 CH 134 5670MHz		11340	47.51	-26.49	74	51.09	40.1	12.68	56.36	100	0	P	H
		17010	47.82	-20.38	68.2	48.87	40.06	15.01	56.12	100	0	P	H
													H
													H
		11340	46.14	-27.86	74	49.72	40.1	12.68	56.36	100	0	P	V
		17010	49	-19.2	68.2	50.05	40.06	15.01	56.12	100	0	P	V
													V
													V
Remark	1. No other spurious found. 2. All results are PASS against Peak and Average limit line.												

Band 3 5470~5725MHz

WIFI 802.11ac VHT80 (Band Edge @ 3m)

WIFI Ant.	Note	Frequency	Level	Over Limit	Limit Line	Read Level	Antenna Factor	Path Loss	Preamp Factor	Ant Pos	Table Pos	Peak Avg.	Pol.
1+2		(MHz)	(dBμV/m)	(dB)	(dBμV/m)	(dBμV)	(dB/m)	(dB)	(dB)	(cm)	(deg)	(P/A)	(H/V)
802.11ac VHT80 CH 106 5530MHz		5445.28	52.78	-21.22	74	42.03	31.86	8.43	29.54	378	182	P	H
		5469.04	55.81	-12.39	68.2	44.97	31.88	8.5	29.54	378	182	P	H
		5458	43.01	-10.99	54	32.21	31.87	8.47	29.54	378	182	A	H
	*	5530	103.79	-	-	92.76	31.92	8.66	29.55	378	182	P	H
	*	5530	94.15	-	-	83.12	31.92	8.66	29.55	378	182	A	H
		5763.425	52.28	-15.92	68.2	40.77	32.26	8.81	29.56	378	182	P	H
		5450.56	55.16	-18.84	74	44.38	31.87	8.45	29.54	202	25	P	V
		5469.52	56.5	-11.7	68.2	45.66	31.88	8.5	29.54	202	25	P	V
		5459.92	44.67	-9.33	54	33.87	31.87	8.47	29.54	202	25	A	V
	*	5530	105.04	-	-	94.01	31.92	8.66	29.55	202	25	P	V
	*	5530	95.32	-	-	84.29	31.92	8.66	29.55	202	25	A	V
		5733.185	53.98	-14.22	68.2	42.5	32.21	8.82	29.55	202	25	P	V
802.11ac VHT80 CH 122 5610MHz		5458.96	51.46	-22.54	74	40.66	31.87	8.47	29.54	393	183	P	H
		5467.36	51.97	-16.23	68.2	41.14	31.88	8.49	29.54	393	183	P	H
		5459.92	41.3	-12.7	54	30.5	31.87	8.47	29.54	393	183	A	H
	*	5610	105.56	-	-	94.22	32.04	8.85	29.55	393	183	P	H
	*	5610	95.62	-	-	84.28	32.04	8.85	29.55	393	183	A	H
		5730.98	52.31	-15.89	68.2	40.83	32.21	8.82	29.55	393	183	P	H
		5376.4	51.71	-22.29	74	41.12	31.82	8.3	29.53	202	3	P	V
		5469.28	51.18	-17.02	68.2	40.34	31.88	8.5	29.54	202	3	P	V
		5452.72	42.51	-11.49	54	31.73	31.87	8.45	29.54	202	3	A	V
	*	5610	106.19	-	-	94.85	32.04	8.85	29.55	202	3	P	V
	*	5610	97.02	-	-	85.68	32.04	8.85	29.55	202	3	A	V
		5739.485	52.66	-15.54	68.2	41.15	32.24	8.82	29.55	202	3	P	V
Remark	1. No other spurious found. 2. All results are PASS against Peak and Average limit line.												

Band 3 5470~5725MHz

WIFI 802.11ac VHT80 (Harmonic @ 3m)

WIFI Ant.	Note	Frequency	Level	Over Limit	Limit Line	Read Level	Antenna Factor	Path Loss	Preamp Factor	Ant Pos	Table Pos	Peak Avg.	Pol.
1+2		(MHz)	(dBμV/m)	(dB)	(dBμV/m)	(dBμV)	(dB/m)	(dB)	(dB)	(cm)	(deg)	(P/A)	(H/V)
802.11ac VHT80 CH 106 5530MHz		11060	46.16	-27.84	74	49.68	40.42	12.54	56.48	100	0	P	H
		16590	46.87	-21.33	68.2	48.21	39.5	14.93	55.77	100	0	P	H
													H
													H
		11060	46.72	-27.28	74	50.24	40.42	12.54	56.48	100	0	P	V
		16590	46.88	-21.32	68.2	48.22	39.5	14.93	55.77	100	0	P	V
													V
													V
802.11ac VHT80 CH 122 5610MHz		11220	47.23	-26.77	74	50.78	40.24	12.62	56.41	100	0	P	H
		16830	47.37	-20.83	68.2	48.56	39.79	14.98	55.96	100	0	P	H
													H
													H
		11220	46.22	-27.78	74	49.77	40.24	12.62	56.41	100	0	P	V
		16830	47.67	-20.53	68.2	48.86	39.79	14.98	55.96	100	0	P	V
													V
													V
Remark	1. No other spurious found. 2. All results are PASS against Peak and Average limit line.												

Band 3 - Straddle Channel

WIFI 802.11ac VHT20 (Band Edge @ 3m)

WIFI Ant. 1+2	Note	Frequency (MHz)	Level (dBµV/m)	Over Limit (dB)	Limit Line (dBµV/m)	Read Level (dBµV)	Antenna Factor (dB/m)	Path Loss (dB)	Preamp Factor (dB)	Ant Pos (cm)	Table Pos (deg)	Peak Avg. (P/A)	Pol. (H/V)
802.11ac VHT20 CH 144 5720MHz		5455.3	50.51	-23.49	74	39.72	31.87	8.46	29.54	339	194	P	H
		5460.76	48.94	-19.26	68.2	38.14	31.87	8.47	29.54	339	194	P	H
		5458.81	40.67	-13.33	54	29.87	31.87	8.47	29.54	339	194	A	H
	*	5720	108.26	-	-	96.78	32.21	8.82	29.55	339	194	P	H
	*	5720	95.01	-	-	83.53	32.21	8.82	29.55	339	194	A	H
		5882.5	53.1	-15.1	68.2	41.36	32.43	8.87	29.56	339	194	P	H
		5429.17	51.03	-22.97	74	40.32	31.86	8.39	29.54	221	333	P	V
		5463.49	52.2	-16	68.2	41.38	31.88	8.48	29.54	221	333	P	V
		5452.96	41.01	-12.99	54	30.23	31.87	8.45	29.54	221	333	A	V
	*	5720	108.56	-	-	97.08	32.21	8.82	29.55	221	333	P	V
	*	5720	94.12	-	-	82.64	32.21	8.82	29.55	221	333	A	V
		5914	54.75	-13.45	68.2	42.93	32.48	8.9	29.56	221	333	P	V
Remark	1. No other spurious found. 2. All results are PASS against Peak and Average limit line.												

Band 3 - Straddle Channel

WIFI 802.11ac VHT20 (Harmonic @ 3m)

WIFI Ant.	Note	Frequency	Level	Over Limit	Limit Line	Read Level	Antenna Factor	Path Loss	Preamp Factor	Ant Pos	Table Pos	Peak Avg.	Pol.
1+2		(MHz)	(dBμV/m)	(dB)	(dBμV/m)	(dBμV)	(dB/m)	(dB)	(dB)	(cm)	(deg)	(P/A)	(H/V)
802.11ac VHT20 CH 144 5720MHz		11440	46.29	-27.71	74	49.91	39.98	12.72	56.32	100	0	P	H
		17160	48.91	-19.29	68.2	49.66	40.6	15.07	56.42	100	0	P	H
													H
													H
		11440	47.31	-26.69	74	50.93	39.98	12.72	56.32	100	0	P	V
		17160	49.3	-18.9	68.2	50.05	40.6	15.07	56.42	100	0	P	V
													V
													V
Remark	1. No other spurious found. 2. All results are PASS against Peak and Average limit line.												

Band 3 - Straddle Channel

WIFI 802.11ac VHT40 (Band Edge @ 3m)

WIFI Ant.	Note	Frequency	Level	Over Limit	Limit Line	Read Level	Antenna Factor	Path Loss	Preamp Factor	Ant Pos	Table Pos	Peak Avg.	Pol.
1+2		(MHz)	(dBµV/m)	(dB)	(dBµV/m)	(dBµV)	(dB/m)	(dB)	(dB)	(cm)	(deg)	(P/A)	(H/V)
802.11ac VHT40 CH 142 5710MHz		5392.51	50.59	-23.41	74	42.17	31.83	6.12	29.53	240	188	P	H
		5468.17	50.09	-18.11	68.2	41.56	31.88	6.19	29.54	240	188	P	H
		5457.64	38.96	-15.04	54	30.45	31.87	6.18	29.54	240	188	A	H
	*	5710	109.5	-	-	100.5	32.19	6.36	29.55	240	188	P	H
	*	5710	100.83	-	-	91.83	32.19	6.36	29.55	240	188	A	H
		5860.75	51.91	-16.29	68.2	42.61	32.41	6.45	29.56	240	188	P	H
		5452.96	49.21	-24.79	74	40.71	31.87	6.17	29.54	200	26	P	V
		5467.78	50.02	-18.18	68.2	41.49	31.88	6.19	29.54	200	26	P	V
		5452.57	40.62	-13.38	54	32.12	31.87	6.17	29.54	200	26	A	V
	*	5710	110.97	-	-	101.97	32.19	6.36	29.55	200	26	P	V
	*	5710	102.05	-	-	93.05	32.19	6.36	29.55	200	26	A	V
		5913.25	52.58	-15.62	68.2	43.17	32.48	6.49	29.56	200	26	P	V
Remark	1. No other spurious found. 2. All results are PASS against Peak and Average limit line.												

Band 3 - Straddle Channel

WIFI 802.11ac VHT40 (Harmonic @ 3m)

WIFI Ant.	Note	Frequency	Level	Over Limit	Limit Line	Read Level	Antenna Factor	Path Loss	Preamp Factor	Ant Pos	Table Pos	Peak Avg.	Pol.
1+2		(MHz)	(dBμV/m)	(dB)	(dBμV/m)	(dBμV)	(dB/m)	(dB)	(dB)	(cm)	(deg)	(P/A)	(H/V)
802.11ac VHT40 CH 142 5710MHz		11420	49.52	-24.48	74	55.43	40	10.42	56.33	100	0	P	H
		17130	49.77	-18.43	68.2	52.81	40.48	12.84	56.36	100	0	P	H
													H
													H
		11420	48.62	-25.38	74	54.53	40	10.42	56.33	100	0	P	V
		17130	48.19	-20.01	68.2	51.23	40.48	12.84	56.36	100	0	P	V
													V
													V
Remark	1. No other spurious found. 2. All results are PASS against Peak and Average limit line.												

Band 3 - Straddle Channel

WIFI 802.11ac VHT80 (Band Edge @ 3m)

WIFI Ant.	Note	Frequency	Level	Over Limit	Limit Line	Read Level	Antenna Factor	Path Loss	Preamp Factor	Ant Pos	Table Pos	Peak Avg.	Pol.
1+2		(MHz)	(dBμV/m)	(dB)	(dBμV/m)	(dBμV)	(dB/m)	(dB)	(dB)	(cm)	(deg)	(P/A)	(H/V)
802.11ac VHT80 CH 138 5690MHz		5433.07	49.92	-24.08	74	39.2	31.86	8.4	29.54	300	178	P	H
		5461.54	49.83	-18.37	68.2	39.02	31.87	8.48	29.54	300	178	P	H
		5459.2	40.79	-13.21	54	29.99	31.87	8.47	29.54	300	178	A	H
	*	5690	104.36	-	-	92.91	32.17	8.83	29.55	300	178	P	H
	*	5690	95.39	-	-	83.94	32.17	8.83	29.55	300	178	A	H
		5878.9	52.84	-15.36	68.2	41.1	32.43	8.87	29.56	300	178	P	H
		5447.5	50.91	-23.09	74	40.14	31.87	8.44	29.54	178	25	P	V
		5469.73	50.05	-18.15	68.2	39.21	31.88	8.5	29.54	178	25	P	V
		5452.57	41.4	-12.6	54	30.62	31.87	8.45	29.54	178	25	A	V
	*	5690	106.67	-	-	95.22	32.17	8.83	29.55	178	25	P	V
	*	5690	97.84	-	-	86.39	32.17	8.83	29.55	178	25	A	V
		5884	53.86	-14.34	68.2	42.11	32.43	8.88	29.56	178	25	P	V
Remark	1. No other spurious found. 2. All results are PASS against Peak and Average limit line.												

Band 3 - Straddle Channel

WIFI 802.11ac VHT80 (Harmonic @ 3m)

WIFI Ant.	Note	Frequency	Level	Over Limit	Limit Line	Read Level	Antenna Factor	Path Loss	Preamp Factor	Ant Pos	Table Pos	Peak Avg.	Pol.
1+2		(MHz)	(dBμV/m)	(dB)	(dBμV/m)	(dBμV)	(dB/m)	(dB)	(dB)	(cm)	(deg)	(P/A)	(H/V)
802.11ac VHT80 CH 138 5690MHz		11380	46.67	-27.33	74	50.28	40.04	12.7	56.35	100	0	P	H
		17070	47.46	-20.74	68.2	48.42	40.24	15.04	56.24	100	0	P	H
													H
													H
		11380	46.28	-27.72	74	49.89	40.04	12.7	56.35	100	0	P	V
		17070	47.54	-20.66	68.2	48.5	40.24	15.04	56.24	100	0	P	V
													V
													V
Remark	1. No other spurious found. 2. All results are PASS against Peak and Average limit line.												

Emission below 1GHz

WIFI 802.11ac VHT80 (LF @ 3m)

WIFI	Note	Frequency	Level	Over	Limit	Read	Antenna	Path	Preamp	Ant	Table	Peak	Pol.
Ant.				Limit	Line	Level	Factor	Loss	Factor	Pos	Pos	Avg.	
1+2		(MHz)	(dBμV/m)	(dB)	(dBμV/m)	(dBμV)	(dB/m)	(dB)	(dB)	(cm)	(deg)	(P/A)	(H/V)
802.11ac VHT80 LF		77.25	31.27	-8.73	40	49.29	13.02	1.21	32.25	-	-	P	H
		116.67	38.8	-4.7	43.5	52.48	17.14	1.38	32.2	-	-	P	H
		139.35	38.4	-5.1	43.5	51.8	17.33	1.45	32.18	226	354	QP	H
		497.4	34.83	-11.17	46	40.44	23.91	2.65	32.17	-	-	P	H
		745.2	33.34	-12.66	46	34.21	27.91	3.22	32	-	-	P	H
		995.8	35.74	-18.26	54	32.16	30.46	3.72	30.6	-	-	P	H
													H
													H
													H
													H
													H
													H
		39.72	33.33	-6.67	40	45.42	19.36	0.84	32.29	100	0	P	V
		113.43	36.68	-6.82	43.5	50.55	16.95	1.38	32.2	-	-	P	V
		205.23	32.88	-10.62	43.5	48.19	15.08	1.75	32.14	-	-	P	V
		498.1	37.27	-8.73	46	42.85	23.93	2.66	32.17	-	-	P	V
		568.8	36.76	-9.24	46	40.41	25.68	2.89	32.22	-	-	P	V
		995.8	35.86	-18.14	54	32.28	30.46	3.72	30.6	-	-	P	V
													V
													V
													V
													V
													V
													V
Remark	1. No other spurious found. 2. All results are PASS against limit line.												

Note symbol

*	**Fundamental Frequency** which can be ignored. However, the level of any unwanted emissions shall not exceed the level of the fundamental frequency.
!	Test result is **over limit** line.
P/A	**P**eak or **A**verage
H/V	**H**orizontal or **V**ertical

A calculation example for radiated spurious emission is shown as below:

WIFI	Note	Frequency	Level	Over	Limit	Read	Antenna	Path	Preamp	Ant	Table	Peak	Pol.
Ant.				Limit	Line	Level	Factor	Loss	Factor	Pos	Pos	Avg.	
1		(MHz)	(dBμV/m)	(dB)	(dBμV/m)	(dBμV)	(dB/m)	(dB)	(dB)	(cm)	(deg)	(P/A)	(H/V)
802.11b CH 01 2412MHz		2390	55.45	-18.55	74	54.51	32.22	4.58	35.86	103	308	P	H
		2390	43.54	-10.46	54	42.6	32.22	4.58	35.86	103	308	A	H

1. Path Loss(dB) = Cable loss(dB) + Filter loss(dB) + Attenuator loss(dB)
2. Level(dBμV/m) = Antenna Factor(dB/m) + Path Loss(dB) + Read Level(dBμV) - Preamp Factor(dB)
3. Over Limit(dB) = Level(dBμV/m) – Limit Line(dBμV/m)

For Peak Limit @ 2390MHz:

1. Level(dBμV/m)

= Antenna Factor(dB/m) + Path Loss(dB) + Read Level(dBμV) - Preamp Factor(dB)

= 32.22(dB/m) + 4.58(dB) + 54.51(dBμV) – 35.86 (dB)

= 55.45 (dBμV/m)

2. Over Limit(dB)

= Level(dBμV/m) – Limit Line(dBμV/m)

= 55.45(dBμV/m) – 74(dBμV/m)

= -18.55(dB)

For Average Limit @ 2390MHz:

1. Level(dBμV/m)

= Antenna Factor(dB/m) + Path Loss(dB) + Read Level(dBμV) - Preamp Factor(dB)

= 32.22(dB/m) + 4.58(dB) + 42.6(dBμV) – 35.86 (dB)

= 43.54 (dBμV/m)

2. Over Limit(dB) = Level(dBμV/m) – Limit Line(dBμV/m)

= 43.54(dBμV/m) – 54(dBμV/m)

= -10.46(dB)

Both peak and average measured complies with the limit line, so test result is “PASS”.

Appendix C. Radiated Spurious Emission Plots

Test Engineer :	Alex Jheng, Fu Chen, and Wilson Wu	**Temperature :**	24~26°C
		Relative Humidity :	49~53%

Note symbol

-L	**Low channel location**
-R	**High channel location**

<CDD Mode>

Band 1 - 5150~5250MHz
WIFI 802.11a (Band Edge @ 3m)

WIFI	Band 1 5150~5250MHz Band Edge @ 3m	
ANT	802.11a CH36 5180MHz	
1	Horizontal	Fundamental
Peak	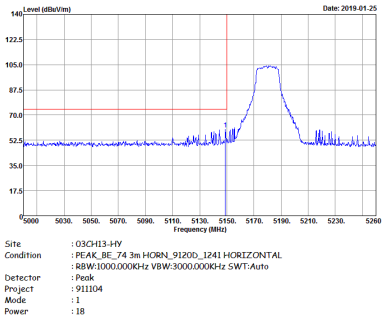	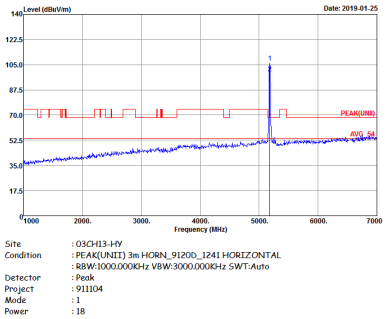
Avg.	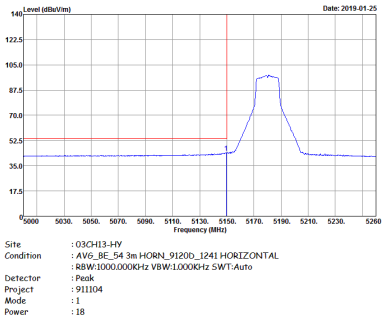	Left blank

WIFI	Band 1 5150~5250MHz Band Edge @ 3m	
ANT	802.11a CH36 5180MHz	
1	Vertical	Fundamental
Peak	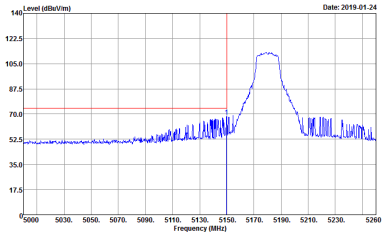 Site : 03CH13-HY Condition : PEAK_BE_74 3m HORN_9120D_1241 VERTICAL : RBW:1000.000KHz VBW:3000.000KHz SWT:Auto Detector : Peak Project : 911104 Mode : 1 Power : 18	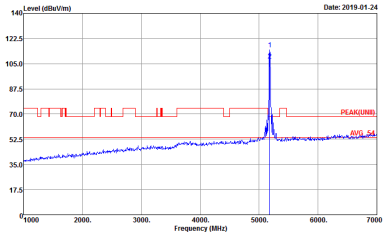 Site : 03CH13-HY Condition : PEAK(UNII) 3m HORN_9120D_1241 VERTICAL : RBW:1000.000KHz VBW:3000.000KHz SWT:Auto Detector : Peak Project : 911104 Mode : 1 Power : 18
Avg.	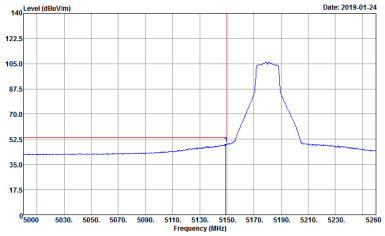 Site : 03CH13-HY Condition : AVG_BE_54 3m HORN_9120D_1241 VERTICAL : RBW:1000.000KHz VBW:1.000KHz SWT:Auto Detector : Peak Project : 911104 Mode : 1 Power : 18	Left blank

WIFI	Band 1 5150~5250MHz Band Edge @ 3m	
ANT	802.11a CH44 5220MHz - L	
1	Horizontal	Fundamental
Peak	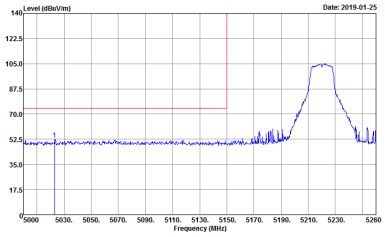 Site : 03CH13-HY Condition : PEAK_BE_74 3m HORN_9120D_1241 HORIZONTAL : RBW:1000.000KHz VBW:3000.000KHz SWT:Auto Detector : Peak Project : 911104 Mode : 2 Power : 18	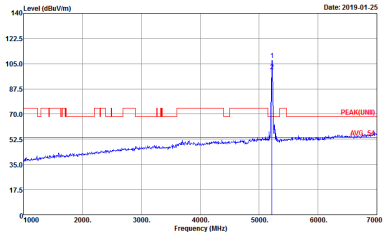 Site : 03CH13-HY Condition : PEAK(UNII) 3m HORN_9120D_1241 HORIZONTAL : RBW:1000.000KHz VBW:3000.000KHz SWT:Auto Detector : Peak Project : 911104 Mode : 2 Power : 18
Avg.	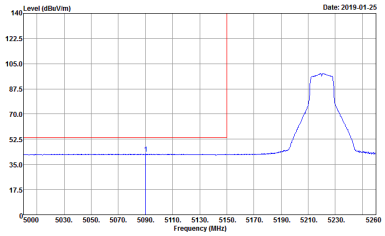 Site : 03CH13-HY Condition : AVG_BE_54 3m HORN_9120D_1241 HORIZONTAL : RBW:1000.000KHz VBW:1.000KHz SWT:Auto Detector : Peak Project : 911104 Mode : 2 Power : 18	Left blank

WIFI	Band 1 5150~5250MHz Band Edge @ 3m	
ANT	802.11a CH44 5220MHz - R	
1	Horizontal	Fundamental
Peak	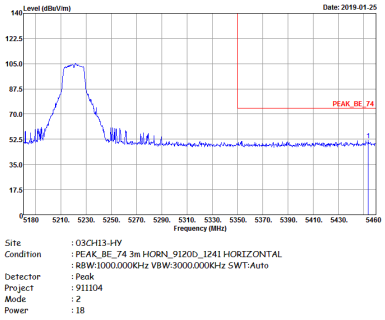	Left blank
Avg.	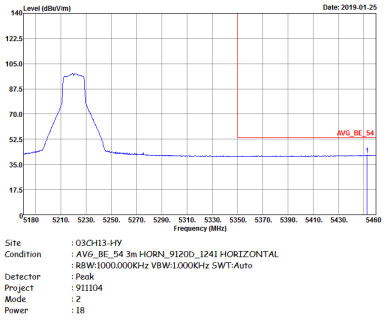	Left blank

WIFI	Band 1 5150~5250MHz Band Edge @ 3m	
ANT	802.11a CH44 5220MHz - L	
1	Vertical	Fundamental
Peak	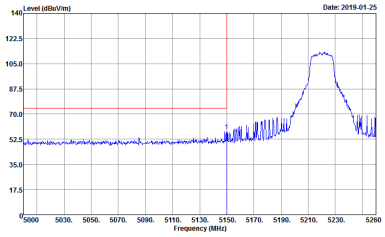 Site : 03CH13-HY Condition : PEAK_BE_74 3m HORN_9120D_1241 VERTICAL : RBW:1000.000KHz VBW:3000.000KHz SWT:Auto Detector : Peak Project : 911104 Mode : 2 Power : 18	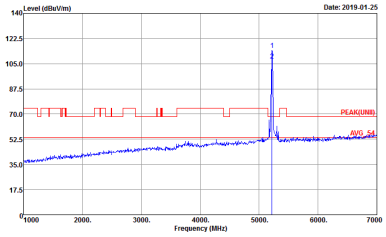 Site : 03CH13-HY Condition : PEAK(UNII) 3m HORN_9120D_1241 VERTICAL : RBW:1000.000KHz VBW:3000.000KHz SWT:Auto Detector : Peak Project : 911104 Mode : 2 Power : 18
Avg.	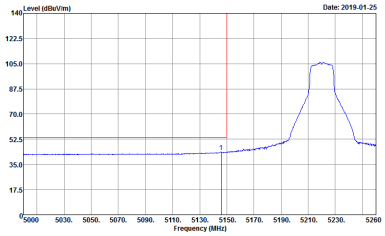 Site : 03CH13-HY Condition : AVG_BE_54 3m HORN_9120D_1241 VERTICAL : RBW:1000.000KHz VBW:1.000KHz SWT:Auto Detector : Peak Project : 911104 Mode : 2 Power : 18	Left blank

WIFI	Band 1 5150~5250MHz Band Edge @ 3m	
ANT	802.11a CH44 5220MHz - R	
1	Vertical	Fundamental
Peak	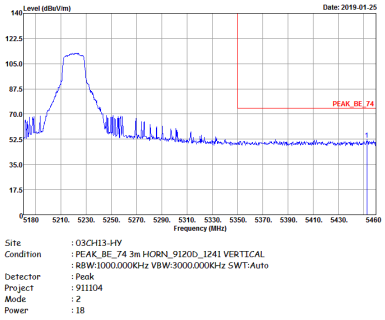	Left blank
Avg.	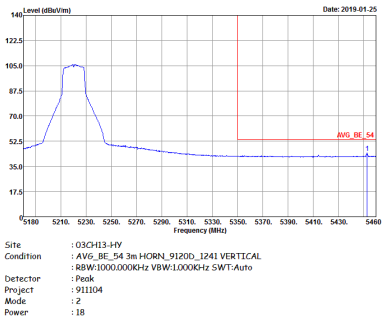	Left blank

WIFI	Band 1 5150~5250MHz Band Edge @ 3m	
ANT	802.11a CH48 5240MHz - L	
1	Horizontal	Fundamental
Peak	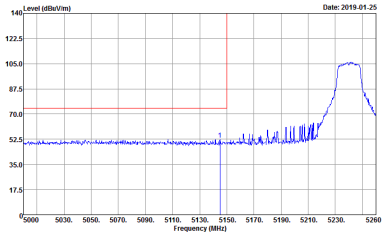 Site : 03CH13-HY Condition : PEAK_BE_74 3m HORN_9120D_1241 HORIZONTAL : RBW:1000.000KHz VBW:3000.000KHz SWT:Auto Detector : Peak Project : 911104 Mode : 3 Power : 18	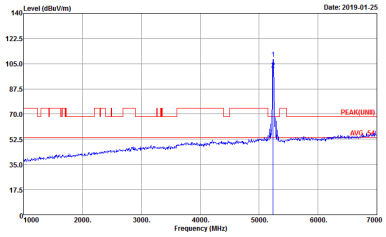 Site : 03CH13-HY Condition : PEAK(UNII) 3m HORN_9120D_1241 HORIZONTAL : RBW:1000.000KHz VBW:3000.000KHz SWT:Auto Detector : Peak Project : 911104 Mode : 3 Power : 18
Avg.	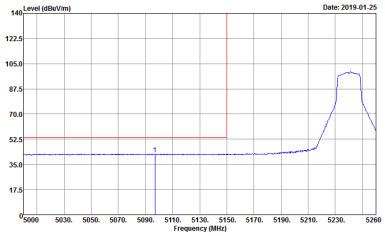 Site : 03CH13-HY Condition : AVG_BE_54 3m HORN_9120D_1241 HORIZONTAL : RBW:1000.000KHz VBW:1.000KHz SWT:Auto Detector : Peak Project : 911104 Mode : 3 Power : 18	Left blank

WIFI	Band 1 5150~5250MHz Band Edge @ 3m	
ANT	802.11a CH48 5240MHz - R	
1	Horizontal	Fundamental
Peak	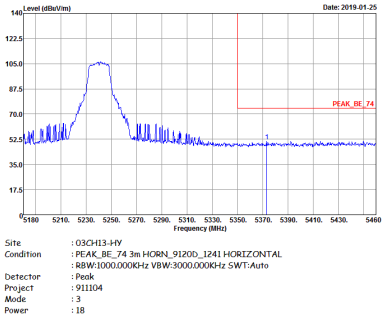	Left blank
Avg.	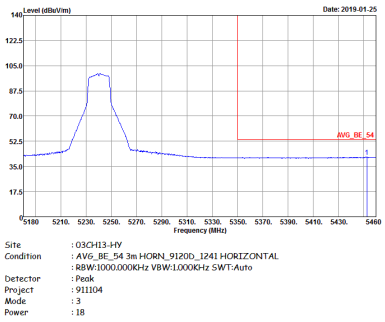	Left blank

WIFI	Band 1 5150~5250MHz Band Edge @ 3m	
ANT	802.11a CH48 5240MHz - L	
1	Vertical	Fundamental
Peak	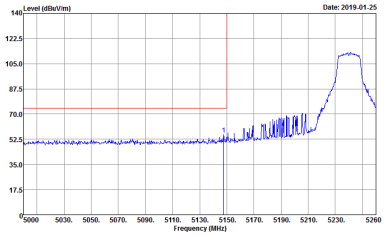 Site : 03CH13-HY Condition : PEAK_BE_74 3m HORN_9120D_1241 VERTICAL : RBW:1000.000KHz VBW:3000.000KHz SWT:Auto Detector : Peak Project : 911104 Mode : 3 Power : 18	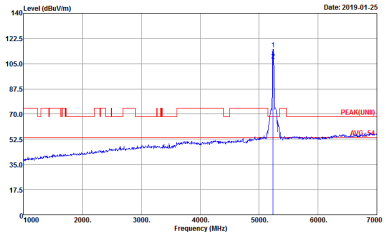 Site : 03CH13-HY Condition : PEAK(UNII) 3m HORN_9120D_1241 VERTICAL : RBW:1000.000KHz VBW:3000.000KHz SWT:Auto Detector : Peak Project : 911104 Mode : 3 Power : 18
Avg.	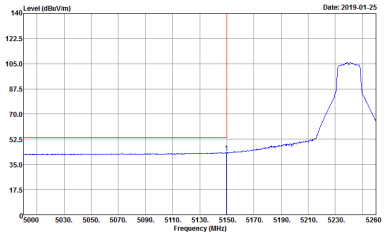 Site : 03CH13-HY Condition : AVG_BE_54 3m HORN_9120D_1241 VERTICAL : RBW:1000.000KHz VBW:1.000KHz SWT:Auto Detector : Peak Project : 911104 Mode : 3 Power : 18	Left blank

WIFI	Band 1 5150~5250MHz Band Edge @ 3m	
ANT	802.11a CH48 5240MHz - R	
1	Vertical	Fundamental
Peak	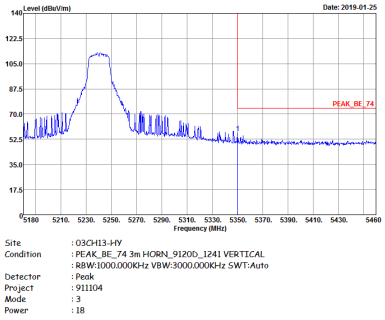	Left blank
Avg.	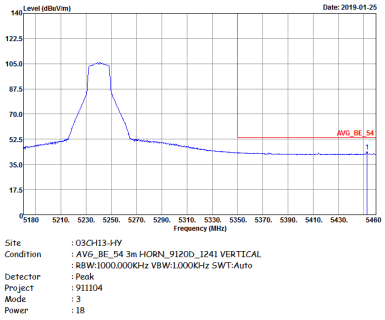	Left blank

Band 1 5150~5250MHz
WIFI 802.11n HT20 (Band Edge @ 3m)

WIFI	Band 1 5150~5250MHz Band Edge @ 3m	
ANT	802.11n HT20 CH36 5180MHz	
1	Horizontal	Fundamental
Peak	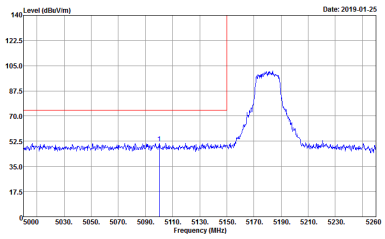 Site : 03CH13-HY Condition : PEAK_BE_74 3m HORN_9120D_1241 HORIZONTAL : RBW:1000.000KHz VBW:3000.000KHz SWT:Auto Detector : Peak Project : 911104 Mode : 14 Power : 18	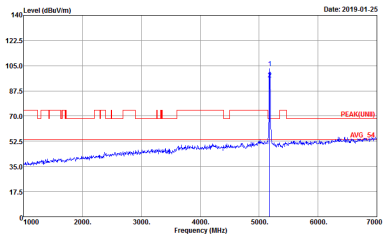 Site : 03CH13-HY Condition : PEAK(UNII) 3m HORN_9120D_1241 HORIZONTAL : RBW:1000.000KHz VBW:3000.000KHz SWT:Auto Detector : Peak Project : 911104 Mode : 14 Power : 18
Avg.	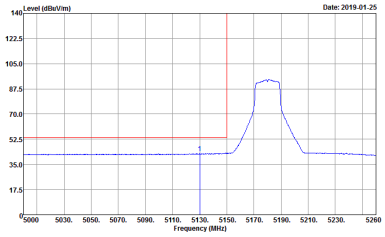 Site : 03CH13-HY Condition : AVG_BE_54 3m HORN_9120D_1241 HORIZONTAL : RBW:1000.000KHz VBW:1.000KHz SWT:Auto Detector : Peak Project : 911104 Mode : 14 Power : 18	Left blank

WIFI	Band 1 5150~5250MHz Band Edge @ 3m	
ANT	802.11n HT20 CH36 5180MHz	
1	Vertical	Fundamental
Peak	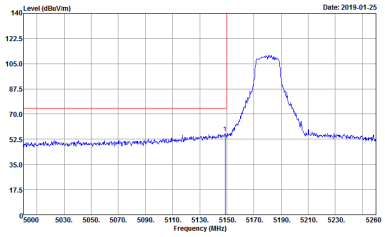 Site : 03CH13-HY Condition : PEAK_BE_74 3m HORN_9120D_1241 VERTICAL : RBW:1000.000KHz VBW:3000.000KHz SWT:Auto Detector : Peak Project : 911104 Mode : 14 Power : 18	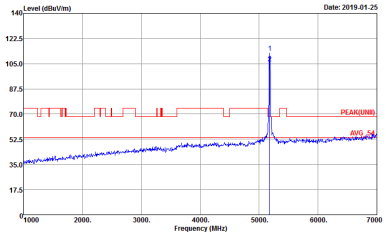 Site : 03CH13-HY Condition : PEAK(UNII) 3m HORN_9120D_1241 VERTICAL : RBW:1000.000KHz VBW:3000.000KHz SWT:Auto Detector : Peak Project : 911104 Mode : 14 Power : 18
Avg.	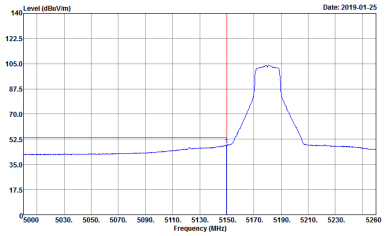 Site : 03CH13-HY Condition : AVG_BE_54 3m HORN_9120D_1241 VERTICAL : RBW:1000.000KHz VBW:1.000KHz SWT:Auto Detector : Peak Project : 911104 Mode : 14 Power : 18	Left blank

WIFI	Band 1 5150~5250MHz Band Edge @ 3m	
ANT	802.11n HT20 CH44 5220MHz - L	
1	Horizontal	Fundamental
Peak	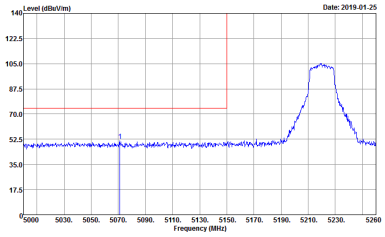 Site : 03CH13-HY Condition : PEAK_BE_74 3m HORN_9120D_1241 HORIZONTAL : RBW:1000.000KHz VBW:3000.000KHz SWT:Auto Detector : Peak Project : 911104 Mode : 15 Power : 18	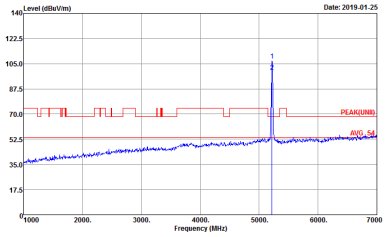 Site : 03CH13-HY Condition : PEAK(UNII) 3m HORN_9120D_1241 HORIZONTAL : RBW:1000.000KHz VBW:3000.000KHz SWT:Auto Detector : Peak Project : 911104 Mode : 15 Power : 18
Avg.	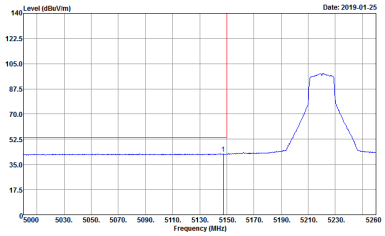 Site : 03CH13-HY Condition : AVG_BE_54 3m HORN_9120D_1241 HORIZONTAL : RBW:1000.000KHz VBW:1.000KHz SWT:Auto Detector : Peak Project : 911104 Mode : 15 Power : 18	Left blank

WIFI	Band 1 5150~5250MHz Band Edge @ 3m	
ANT	802.11n HT20 CH44 5220MHz - R	
1	Horizontal	Fundamental
Peak	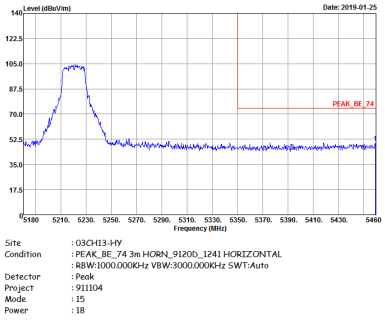	Left blank
Avg.	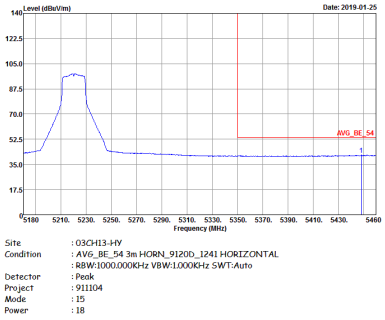	Left blank

WIFI	Band 1 5150~5250MHz Band Edge @ 3m	
ANT	802.11n HT20 CH44 5220MHz - L	
1	Vertical	Fundamental
Peak	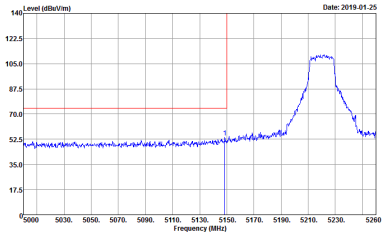 Site : 03CH13-HY Condition : PEAK_BE_74 3m HORN_9120D_1241 VERTICAL : RBW:1000.000KHz VBW:3000.000KHz SWT:Auto Detector : Peak Project : 911104 Mode : 15 Power : 18	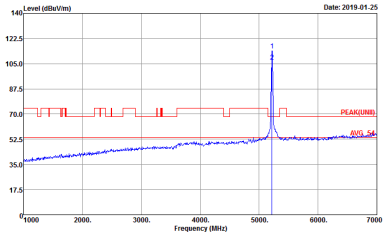 Site : 03CH13-HY Condition : PEAK(UNII) 3m HORN_9120D_1241 VERTICAL : RBW:1000.000KHz VBW:3000.000KHz SWT:Auto Detector : Peak Project : 911104 Mode : 15 Power : 18
Avg.	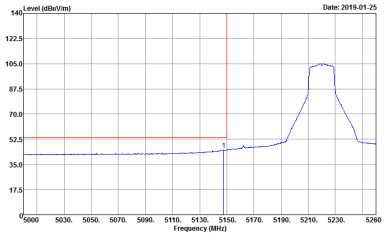 Site : 03CH13-HY Condition : AVG_BE_54 3m HORN_9120D_1241 VERTICAL : RBW:1000.000KHz VBW:1.000KHz SWT:Auto Detector : Peak Project : 911104 Mode : 15 Power : 18	Left blank

WIFI	Band 1 5150~5250MHz Band Edge @ 3m	
ANT	802.11n HT20 CH44 5220MHz - R	
1	Vertical	Fundamental
Peak	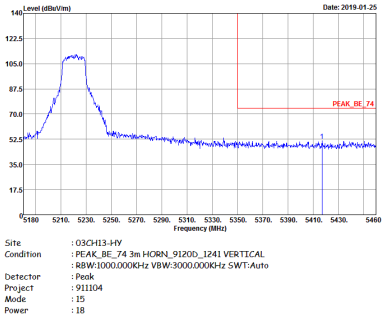	Left blank
Avg.	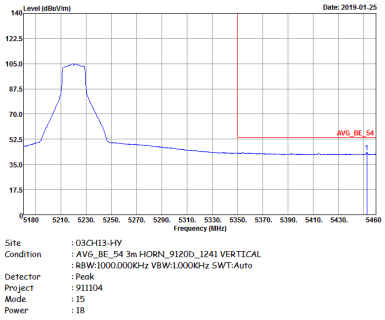	Left blank

WIFI	Band 1 5150~5250MHz Band Edge @ 3m	
ANT	802.11n HT20 CH48 5240MHz - L	
1	Horizontal	Fundamental
Peak	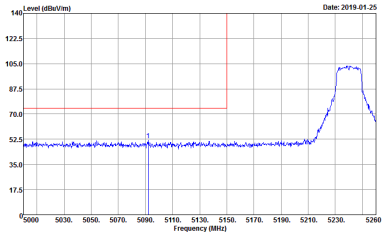 Site : 03CH13-HY Condition : PEAK_BE_74 3m HORN_9120D_1241 HORIZONTAL : RBW:1000.000KHz VBW:3000.000KHz SWT:Auto Detector : Peak Project : 911104 Mode : 16 Power : 18	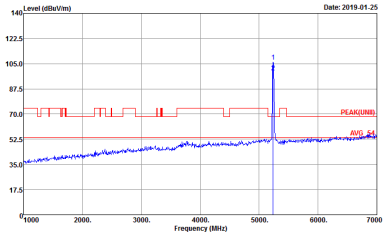 Site : 03CH13-HY Condition : PEAK(UNII) 3m HORN_9120D_1241 HORIZONTAL : RBW:1000.000KHz VBW:3000.000KHz SWT:Auto Detector : Peak Project : 911104 Mode : 16 Power : 18
Avg.	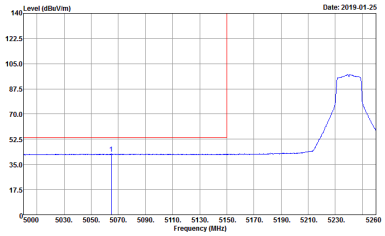 Site : 03CH13-HY Condition : AVG_BE_54 3m HORN_9120D_1241 HORIZONTAL : RBW:1000.000KHz VBW:1.000KHz SWT:Auto Detector : Peak Project : 911104 Mode : 16 Power : 18	Left blank

WIFI	Band 1 5150~5250MHz Band Edge @ 3m	
ANT	802.11n HT20 CH48 5240MHz - R	
1	Horizontal	Fundamental
Peak	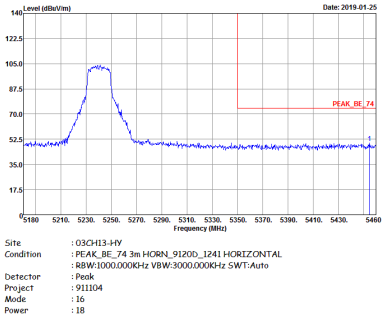	Left blank
Avg.	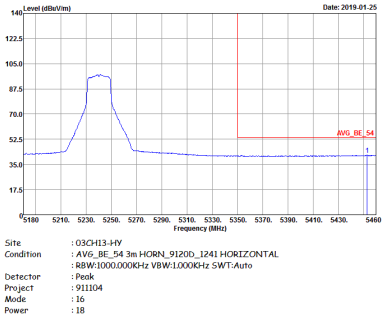	Left blank

WIFI	Band 1 5150~5250MHz Band Edge @ 3m	
ANT	802.11n HT20 CH48 5240MHz - L	
1	Vertical	Fundamental
Peak	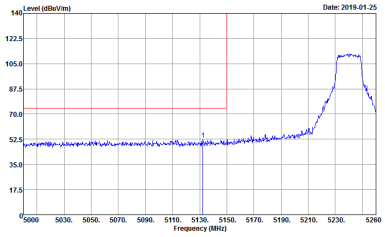 Site : 03CH13-HY Condition : PEAK_BE_74 3m HORN_9120D_1241 VERTICAL : RBW:1000.000KHz VBW:3000.000KHz SWT:Auto Detector : Peak Project : 911104 Mode : 16 Power : 18	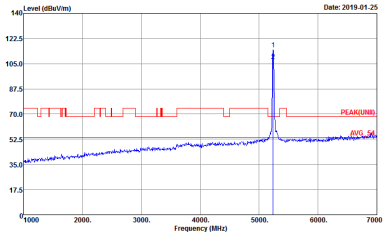 Site : 03CH13-HY Condition : PEAK(UNII) 3m HORN_9120D_1241 VERTICAL : RBW:1000.000KHz VBW:3000.000KHz SWT:Auto Detector : Peak Project : 911104 Mode : 16 Power : 18
Avg.	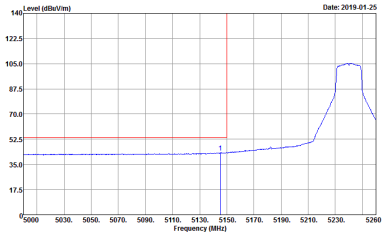 Site : 03CH13-HY Condition : AVG_BE_54 3m HORN_9120D_1241 VERTICAL : RBW:1000.000KHz VBW:1.000KHz SWT:Auto Detector : Peak Project : 911104 Mode : 16 Power : 18	Left blank

WIFI	Band 1 5150~5250MHz Band Edge @ 3m	
ANT	802.11n HT20 CH48 5240MHz - R	
1	Vertical	Fundamental
Peak	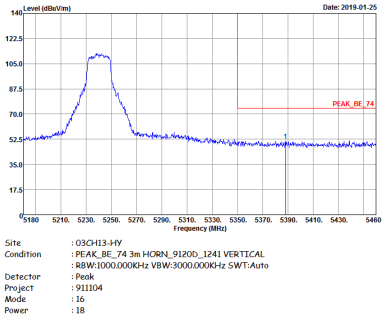	Left blank
Avg.	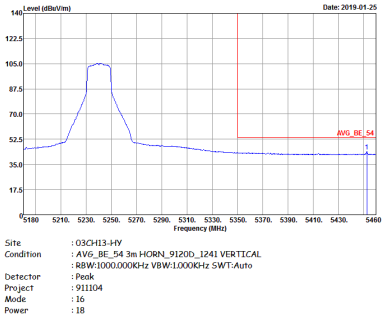	Left blank

Band 1 5150~5250MHz
WIFI 802.11n HT40 (Band Edge @ 3m)

WIFI	Band 1 5150~5250MHz Band Edge @ 3m	
ANT	802.11n HT40 CH38 5190MHz - L	
1	Horizontal	Fundamental
Peak	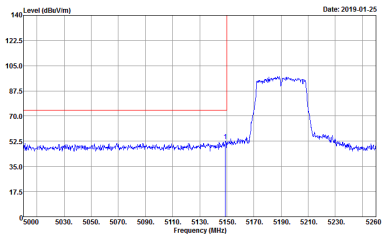 Site : 03CH13-HY Condition : PEAK_BE_74 3m HORN_9120D_1241 HORIZONTAL : RBW:1000.000KHz VBW:3000.000KHz SWT:Auto Detector : Peak Project : 911104 Mode : 17 Power : 15	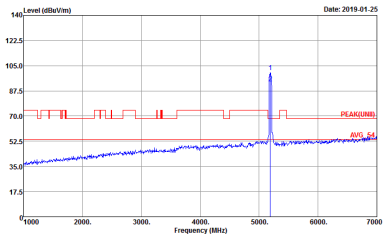 Site : 03CH13-HY Condition : PEAK(UNII) 3m HORN_9120D_1241 HORIZONTAL : RBW:1000.000KHz VBW:3000.000KHz SWT:Auto Detector : Peak Project : 911104 Mode : 17 Power : 15
Avg.	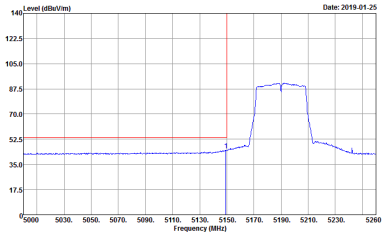 Site : 03CH13-HY Condition : AVG_BE_54 3m HORN_9120D_1241 HORIZONTAL : RBW:1000.000KHz VBW:3.000KHz SWT:Auto Detector : Peak Project : 911104 Mode : 17 Power : 15	Left blank

WIFI	Band 1 5150~5250MHz Band Edge @ 3m	
ANT	802.11n HT40 CH38 5190MHz - R	
1	Horizontal	Fundamental
Peak	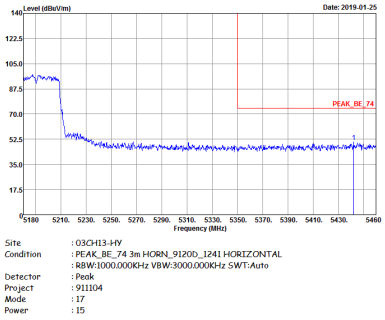	Left blank
Avg.	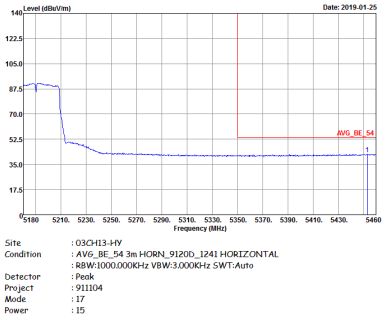	Left blank

WIFI	Band 1 5150~5250MHz Band Edge @ 3m	
ANT	802.11n HT40 CH38 5190MHz - L	
1	Vertical	Fundamental
Peak	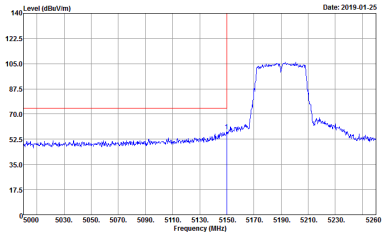 Site : 03CH13-HY Condition : PEAK_BE_74 3m HORN_9120D_1241 VERTICAL : RBW:1000.000KHz VBW:3000.000KHz SWT:Auto Detector : Peak Project : 911104 Mode : 17 Power : 15	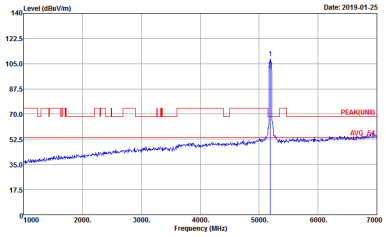 Site : 03CH13-HY Condition : PEAK(UNII) 3m HORN_9120D_1241 VERTICAL : RBW:1000.000KHz VBW:3000.000KHz SWT:Auto Detector : Peak Project : 911104 Mode : 17 Power : 15
Avg.	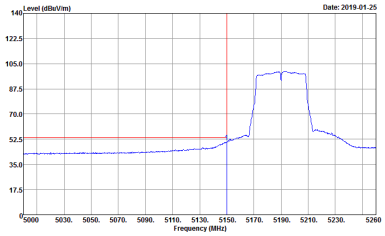 Site : 03CH13-HY Condition : AVG_BE_54 3m HORN_9120D_1241 VERTICAL : RBW:1000.000KHz VBW:3.000KHz SWT:Auto Detector : Peak Project : 911104 Mode : 17 Power : 15	Left blank

WIFI	Band 1 5150~5250MHz Band Edge @ 3m	
ANT	802.11n HT40 CH38 5190MHz - R	
1	Vertical	Fundamental
Peak	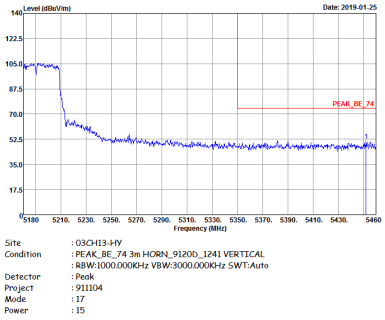	Left blank
Avg.	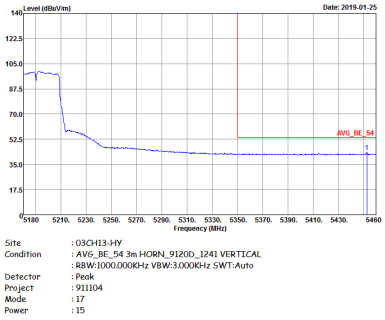	Left blank

WIFI	Band 1 5150~5250MHz Band Edge @ 3m	
ANT	802.11n HT40 CH46 5230MHz - L	
1	Horizontal	Fundamental
Peak	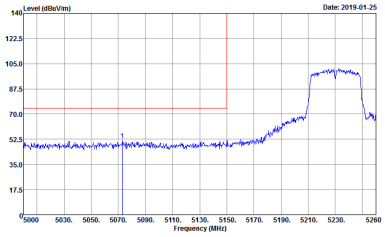 Site : 03CH13-HY Condition : PEAK_BE_74 3m HORN_9120D_1241 HORIZONTAL : RBW:1000.000KHz VBW:3000.000KHz SWT:Auto Detector : Peak Project : 911104 Mode : 18 Power : 17.5	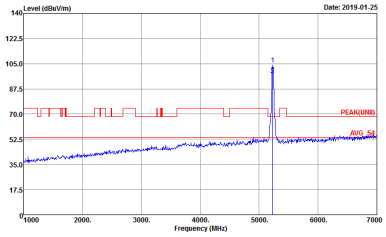 Site : 03CH13-HY Condition : PEAK(UNII) 3m HORN_9120D_1241 HORIZONTAL : RBW:1000.000KHz VBW:3000.000KHz SWT:Auto Detector : Peak Project : 911104 Mode : 18 Power : 17.5
Avg.	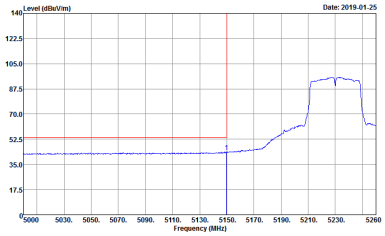 Site : 03CH13-HY Condition : AVG_BE_54 3m HORN_9120D_1241 HORIZONTAL : RBW:1000.000KHz VBW:3.000KHz SWT:Auto Detector : Peak Project : 911104 Mode : 18 Power : 17.5	Left blank

WIFI	Band 1 5150~5250MHz Band Edge @ 3m	
ANT	802.11n HT40 CH46 5230MHz - R	
1	Horizontal	Fundamental
Peak	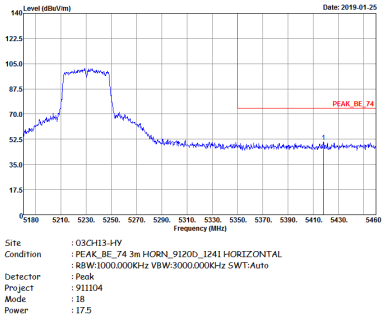	Left blank
Avg.	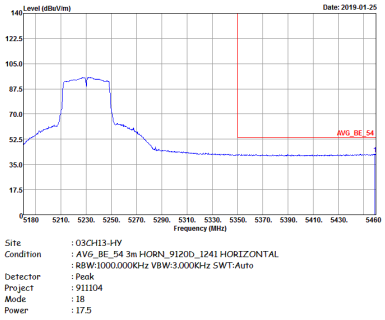	Left blank

WIFI	Band 1 5150~5250MHz Band Edge @ 3m	
ANT	802.11n HT40 CH46 5230MHz - L	
1	Vertical	Fundamental
Peak	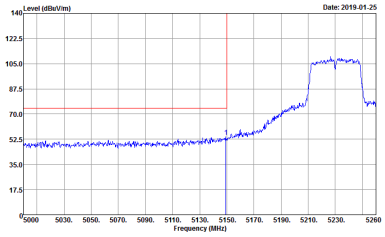 Site : 03CH13-HY Condition : PEAK_BE_74 3m HORN_9120D_1241 VERTICAL : RBW:1000.000KHz VBW:3000.000KHz SWT:Auto Detector : Peak Project : 911104 Mode : 18 Power : 17.5	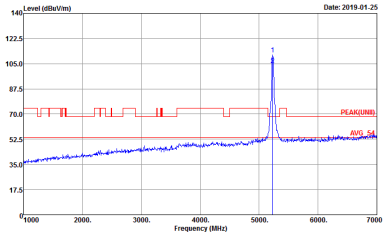 Site : 03CH13-HY Condition : PEAK(UNII) 3m HORN_9120D_1241 VERTICAL : RBW:1000.000KHz VBW:3000.000KHz SWT:Auto Detector : Peak Project : 911104 Mode : 18 Power : 17.5
Avg.	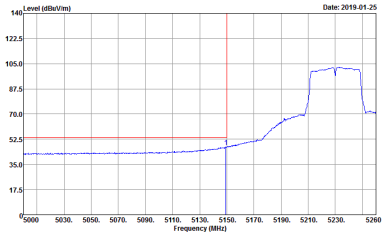 Site : 03CH13-HY Condition : AVG_BE_54 3m HORN_9120D_1241 VERTICAL : RBW:1000.000KHz VBW:3.000KHz SWT:Auto Detector : Peak Project : 911104 Mode : 18 Power : 17.5	Left blank

WIFI	Band 1 5150~5250MHz Band Edge @ 3m	
ANT	802.11n HT40 CH46 5230MHz - R	
1	Vertical	Fundamental
Peak	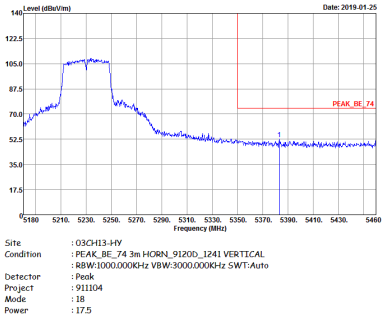	Left blank
Avg.	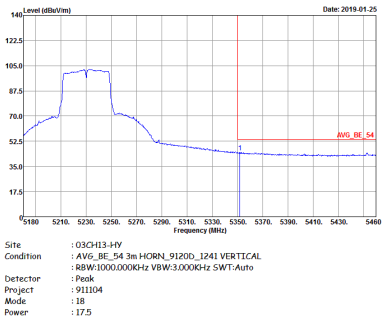	Left blank