NCC Test Report

Equipment	:	網路攝影機
Brand Name	:	**Cisco Systems, Inc.**
Model Name	:	**MV72-HW**
Applicant	:	台灣思科系統股份有限公司 台北市信義路四段 **460** 號 **12** 樓
Manufacturer	:	**Cisco Systems** **170 West Tasman Drive San Jose, CA. 95134 United States**
Standard	:	**LP0002 Section 3.10 (2018-01-10)**

The product was received on May 28, 2018, and testing was started from Jun. 16, 2018 and completed on Jun. 20, 2018. We, SPORTON INTERNATIONAL INC. EMC & Wireless Communications Laboratory, would like to declare that the tested sample has been evaluated in accordance with the procedures given in ANSI C63.10-2013 and shown compliance with the applicable technical standards.

The report must not be used by the client to claim product certification, approval, or endorsement by TAF or any agency of government.

The test results in this report apply exclusively to the tested model / sample. Without written approval of SPORTON INTERNATIONAL INC. EMC & Wireless Communications Laboratory, the test report shall not be reproduced except in full.

Allen Lin

Approved by: Allen Lin

SPORTON INTERNATIONAL INC. EMC & Wireless Communications Laboratory

No. 52, Huaya 1st Rd., Guishan Dist., Taoyuan City, Taiwan (R.O.C.)

Table of Contents

HISTORY OF THIS TEST REPORT 4

SUMMARY OF TEST RESULT 5

1 GENERAL DESCRIPTION 6

1.1 Information 6
1.2 Testing Applied Standards 8
1.3 Testing Location Information 8
1.4 Measurement Uncertainty 8

2 TEST CONFIGURATION OF EUT 9

2.1 Test Condition 9
2.2 Test Channel Mode 9
2.3 The Worst Case Measurement Configuration 10
2.4 Support Equipment 11
2.5 Test Setup Diagram 12

3 TRANSMITTER TEST RESULT 14

3.1 AC Power-line Conducted Emissions 14
3.2 20dB Bandwidth and Carrier Frequency Separation 16
3.3 Maximum Conducted Output Power 17
3.4 Number of Hopping Frequencies and Hopping Bandedge 18
3.5 Time of Occupancy (Dwell Time) 19
3.6 Emissions in Non-restricted Frequency Bands 20
3.7 Emissions in Restricted Frequency Bands 21
3.8 Receiver Radiated Spurious Emissions 24

4 TEST EQUIPMENT AND CALIBRATION DATA 27

APPENDIX A. TEST RESULTS OF AC POWER-LINE CONDUCTED EMISSIONS

APPENDIX B. TEST RESULTS OF 20DB BANDWIDTH AND CARRIER FREQUENCY SEPARATION

APPENDIX C. TEST RESULTS OF MAXIMUM CONDUCTED OUTPUT POWER

APPENDIX D. TEST RESULTS OF NUMBER OF HOPPING FREQUENCIES AND HOPPING BANDEDGE

APPENDIX E. TEST RESULTS OF TIME OF OCCUPANCY (DWELL TIME)

APPENDIX F. TEST RESULTS OF EMISSIONS IN NON-RESTRICTED FREQUENCY BANDS

APPENDIX G. TEST RESULTS OF EMISSIONS IN RESTRICTED FREQUENCY BANDS

APPENDIX H. TEST RESULTS OF RADIATED EMISSION CO-LOCATION

APPENDIX I. TEST RESULTS OF RECEIVER RADIATED UNWANTED EMISSIONS

TEST SETUP PHOTOS V01

PHOTOGRAPHS OF EUT V01

History of this test report

Report No.	Version	Description	Issued Date
TR851628AD	01	Initial issue of report	Sep. 18, 2018

Summary of Test Result

Report Clause	Ref. Std. Clause	Test Items	Result (PASS/FAIL)	Remark
1.1.2	3.10.1.4	Antenna Requirement	PASS	LP0002-2.2
3.1	2.3	AC Power-line Conducted Emissions	PASS	LP0002-2.3
3.2	3.10.1.6	20dB Bandwidth	PASS	3.10.1.6
3.2	3.10.1.6	Carrier Frequency Separation	PASS	3.10.1.6
3.3	3.10.1.2	Maximum Conducted Output Power	PASS	3.10.1.2
3.4	3.10.1.6	Number of Hopping Frequencies and Hopping Bandedge	PASS	3.10.1.6
3.5	3.10.1.6	Time of Occupancy (Dwell Time)	PASS	3.10.1.6
3.6	3.10.1.5	Emissions in Non-restricted Frequency Bands	PASS	3.10.1.5
3.7	3.10.1.5	Emissions in Restricted Frequency Bands	PASS	Restricted Bands: LP0002-2.8
3.8	2.11	Receiver Radiated Unwanted Emissions	PASS	Restricted Bands: LP0002-2.8

Reviewed by: Sam Tsai

Report Producer: Debby Hung

1 General Description

1.1 Information

1.1.1 RF General Information

Frequency Range (MHz)	Bluetooth Version	Ch. Frequency (MHz)	Channel Number
2400-2483.5	BR / EDR	2402-2480	0-78 [79]

Band	Mode	BWch (MHz)	Nant
2.4-2.4835GHz	BT-BR(1Mbps)	1	1TX
2.4-2.4835GHz	BT-EDR(2Mbps)	1	1TX
2.4-2.4835GHz	BT-EDR(3Mbps)	1	1TX

Note:
- Bluetooth BR uses a GFSK (1Mbps).
- Bluetooth EDR uses a combination of π/4-DQPSK (2Mbps) and 8DPSK (3Mbps).
- Bluetooth BR/EDR uses as a system using FHSS modulation.
- BWch is the nominal channel bandwidth.

1.1.2 Antenna Information

Ant.	Brand	Model Name	Antenna Type	Connector
1	LYNwave	ALX18F-222AA1-00	PIFA Antenna	I-PEX
2	LYNwave	ALX18F-222AA0-00	PIFA Antenna	I-PEX

Ant.	Gain (dBi)		
	2.4G	5G	BT
1	3.6	4.9	-
2	5.2	4.9	5.2

For 2.4 GHz function:

For IEEE 802.11 b/g/n mode (1TX/1RX)

Support diversity function and pre-tested on each single chain, the worst case was Ant. 2 and it was record in this test report.

For 5 GHz function:

For IEEE 802.11 a/n/ac mode (1TX/1RX)

Support diversity function and pre-tested on each single chain, the worst case was Ant. 1 and it was record in this test report.

For Bluetooth function:

For IEEE 802.15.1 Bluetooth mode (1TX/1RX)

Ant. 2 could transmit/receive simultaneously.

1.1.3 EUT Information

Operational Condition				
EUT Power Type	From PoE			
EUT Function	☒	Point-to-multipoint	☐	Point-to-point

Type of EUT		
☒	Stand-alone	
☐	Combined (EUT where the radio part is fully integrated within another device)	
	Combined Equipment - Brand Name / Model No.:	…
☐	Plug-in radio (EUT intended for a variety of host systems)	
	Host System - Brand Name / Model No.:	…
☐	Other:	

1.1.4 Mode Test Duty Cycle

Mode	DC	DCF(dB)	T(s)	VBW(Hz) ≥ 1/T
BT-BR(1Mbps)	0.773	1.118	2.888m	1k
BT-EDR(2Mbps)	0.776	1.101	2.891m	1k
BT-EDR(3Mbps)	0.772	1.124	2.894m	1k

1.2 Testing Applied Standards

According to the specifications of the manufacturer, the EUT must comply with the requirements of the following standards:

- LP0002 (2018-01-10)
- KDB 558074 D01 v05
- ANSI C63.10-2013

1.3 Testing Location Information

Testing Location						
☒	HWA YA	ADD	:	No. 52, Huaya 1st Rd., Guishan Dist., Taoyuan City, Taiwan (R.O.C.)		
		TEL	:	886-3-327-3456	FAX :	886-3-327-0973
☐	JHUBEI	ADD	:	No.8, Ln. 724, Bo'ai St., Zhubei City, Hsinchu County, Taiwan (R.O.C.)		
		TEL	:	886-3-656-9065	FAX :	886-3-656-9085

Test Condition	Test Site No.	Test Engineer	Test Environment	Test Date
RF Conducted	TH01-HY	Randy	23.3°C / 65%	16/Jun/2018
Radiated	03CH09-HY	Andy	22.6°C / 62%	20/Jun/2018
AC Conduction	CO04-HY	Jeff	22.6°C / 62%	20/Jun/2018

1.4 Measurement Uncertainty

ISO/IEC 17025 requires that an estimate of the measurement uncertainties associated with the emissions test results be included in the report. The measurement uncertainties given below are based on a 95% confidence level (based on a coverage factor (k=2)

Test Items	Uncertainty	Remark
Conducted Emission (150kHz ~ 30MHz)	3.6 dB	Confidence levels of 95%
Radiated Emission (9kHz ~ 30MHz)	3.0 dB	Confidence levels of 95%
Radiated Emission (30MHz ~ 1,000MHz)	4.3 dB	Confidence levels of 95%
Radiated Emission (1GHz ~ 18GHz)	3.9 dB	Confidence levels of 95%
Radiated Emission (18GHz ~ 40GHz)	3.5 dB	Confidence levels of 95%
Conducted Emission	1.3 dB	Confidence levels of 95%
Temperature	0.7 °C	Confidence levels of 95%
Humidity	4 %	Confidence levels of 95%

2 Test Configuration of EUT

2.1 Test Condition

RF Conducted	Abbreviation	Remark
TnomVnom	Tnom	20°C
-	Vnom	120V

2.2 Test Channel Mode

Test Software Version	QRCT V3.0.210.0

Mode	PowerSetting
BT-BR(1Mbps)	-
2402MHz	9
2441MHz	9
2480MHz	9
BT-EDR(2Mbps)	-
2402MHz	9
2441MHz	9
2480MHz	9
BT-EDR(3Mbps)	-
2402MHz	9
2441MHz	9
2480MHz	9

2.3 The Worst Case Measurement Configuration

The Worst Case Mode for Following Conformance Tests	
Tests Item	AC power-line conducted emissions
Condition	AC power-line conducted measurement for line and neutral
Operating Mode	CTX/CRX
1	PoE mode

The Worst Case Mode for Following Conformance Tests	
Tests Item	20dB Bandwidth Carrier Frequency Separation Maximum Conducted Output Power Number of Hopping Frequencies Hopping Bandedge ,Time of Occupancy (Dwell Time) Emissions in Non-restricted Frequency Bands
Test Condition	Conducted measurement at transmit chains

The Worst Case Mode for Following Conformance Tests		
Tests Item	Emissions in Restricted Frequency Bands Receiver Radiated Unwanted Emissions	
Test Condition	Radiated measurement If EUT consist of multiple antenna assembly (multiple antenna are used in EUT regardless of spatial multiplexing MIMO configuration), the radiated test should be performed with highest antenna gain of each antenna type.	
Operating Mode < 1GHz	CTX/CRX	
1	PoE mode	
Operating Mode > 1GHz	CTX/CRX	
Orthogonal Planes of EUT	**Y Plane**	**Z Plane**
Worst Planes of EUT		V

The Worst Case Mode for Following Conformance Tests	
Tests Item	Simultaneous Transmission Analysis
Operating Mode	Normal Link
1	Bluetooth+WLAN 2.4GHz
2	Bluetooth+WLAN 5GHz
Refer to Sporton Test Report No.: FA851628 for Co-location RF Exposure Evaluation and Appendix H for Radiated Emission Co-location.	

2.4 Support Equipment

Support Equipment – RF Conducted				
No.	**Equipment**	**Brand Name**	**Model Name**	**FCC ID**
1	Notebook	DELL	E5410	R33002 / DOC
2	Adapter for NB	DELL	HA65NM130	R35737 / DOC
3	AC Source	GW	APS-9102	-

Support Equipment – Radiated Emission				
No.	**Equipment**	**Brand Name**	**Model Name**	**FCC ID**
1	PoE (remote)	CISCO	MA-INJ-4	-

Note.Support equipment No.1 was provided by customer.

Support Equipment – AC Conduction				
No.	**Equipment**	**Brand Name**	**Model Name**	**FCC ID**
1	PoE	CISCO	MA-INJ-4	-

Note.Support equipment No.1 was provided by customer.

2.5 Test Setup Diagram

Test Setup Diagram – AC Line Conducted Emission Test

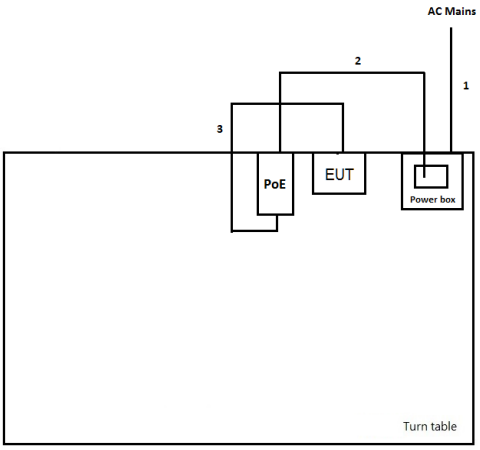

Item	Connection	Shielded	Length(m)	Remark
1	AC Power line	No	1	-
2	AC Power line	No	1.5	-
3	RJ45 Cable	No	1.2	-

Test Setup Diagram - Radiated Test - TX

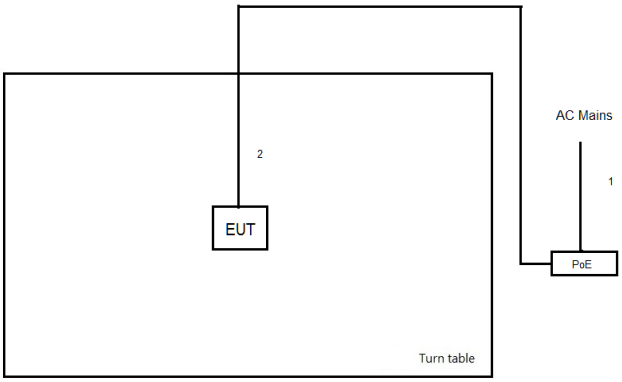

Item	Connection	Shielded	Length(m)	Remark
1	AC Power line	No	1	-
2	RJ45 Cable	No	10	-

Test Setup Diagram - Radiated Test - RX

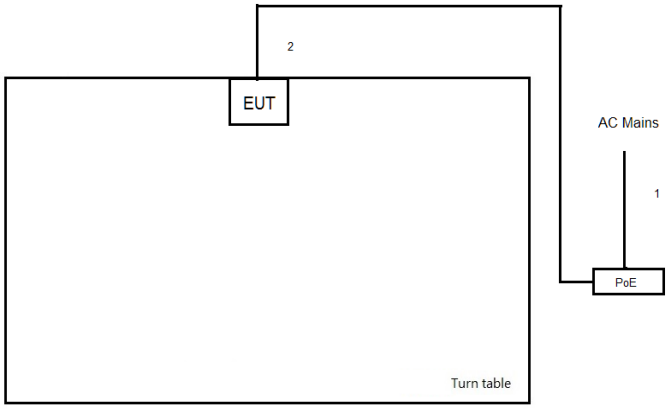

Item	Connection	Shielded	Length(m)	Remark
1	AC Power line	No	1	-
2	RJ45 Cable	No	10	-

3 Transmitter Test Result

3.1 AC Power-line Conducted Emissions

3.1.1 AC Power-line Conducted Emissions Limit

AC Power-line Conducted Emissions Limit		
Frequency Emission (MHz)	**Quasi-Peak**	**Average**
0.15-0.5	66 - 56 *	56 - 46 *
0.5-5	56	46
5-30	60	50
Note 1: * Decreases with the logarithm of the frequency.		

3.1.2 Measuring Instruments

Refer a test equipment and calibration data table in this test report.

3.1.3 Test Procedures

Test Method
▪ Refer as ANSI C63.10-2013, clause 6.2 foray power-line conducted emissions.

3.1.4 Test Setup

AC Power-line Conducted Emissions

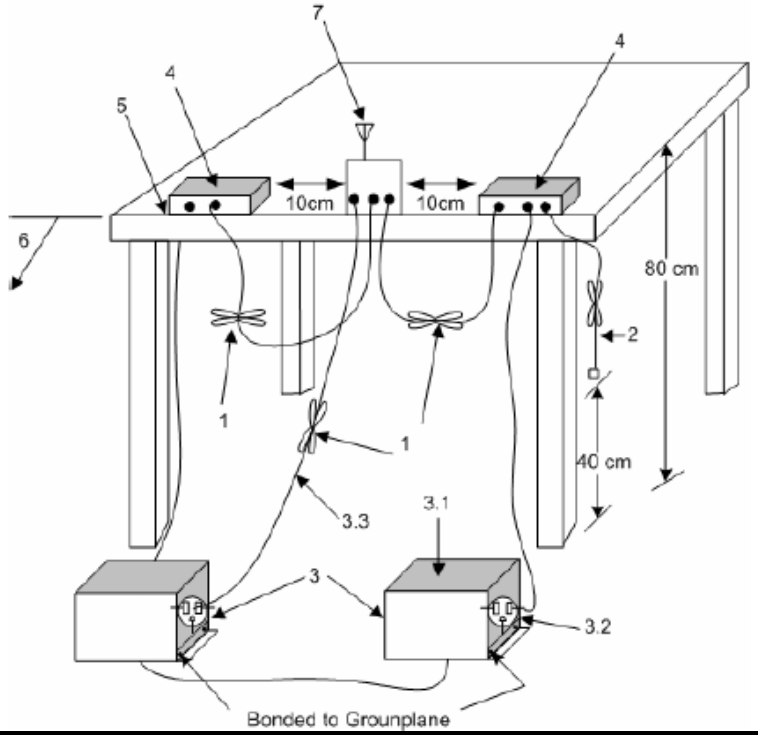

3.1.5 Test Result of AC Power-line Conducted Emissions

Refer as Appendix A

3.2 20dB Bandwidth and Carrier Frequency Separation

3.2.1 20dB Bandwidth and Carrier Frequency Separation Limit

20dB Bandwidth and Carrier Frequency Separation Limit for Frequency Hopping Systems	
▪ 2400-2483.5 MHz Band:	
	▪ N ≥75 and ChS ≥ MAX (20 dB bandwidth, 25 kHz).
	▪ 75>N ≥ 15 and ChS ≥ MAX (20 dB bandwidth 2/3,25 kHz).
N:Number of Hopping Frequencies; **ChS**: Hopping Channel Separation	

3.2.2 Measuring Instruments

Refer a test equipment and calibration data table in this test report.

3.2.3 Test Procedures

Test Method
▪ Refer as ANSI C63.10-2013, clause 6.9.2 for 20 dB bandwidth measurement.
▪ Refer as ANSI C63.10-2013, clause 7.8.2 for carrier frequency separation measurement.

3.2.4 Test Setup

20dB Bandwidth and Carrier Frequency Separation
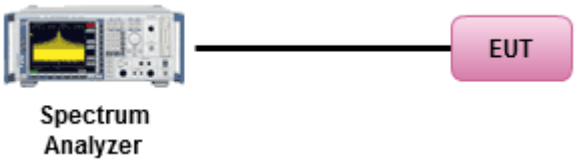

3.2.5 Test Result of 20dB Bandwidth

Refer as Appendix B

3.2.6 Test Result of Carrier Frequency Separation

Refer as Appendix B

3.3 Maximum Conducted Output Power

3.3.1 Maximum Conducted Output Power Limit

Maximum Conducted Output Power Limit	
▪ 2400-2483.5 MHz Band:	
	▪ N ≥ 75; Power 30dBm; EIRP 36dBm
	▪ 75 >N ≥ 15; Power 21dBm; EIRP 27dBm
N:Number of Hopping Frequencies	

3.3.2 Measuring Instruments

Refer a test equipment and calibration data table in this test report.

3.3.3 Test Procedures

Test Method
▪ Refer as ANSI C63.10-2013, clause 7.8.5 for output power measurement.

3.3.4 Test Setup

Maximum Conducted Output Power (Peak Power Meter)

3.3.5 Test Result of Maximum Conducted Output Power

Refer as Appendix C

3.4 Number of Hopping Frequencies and Hopping Bandedge

3.4.1 Number of Hopping Frequencies Limit

Number of Hopping Frequencies Limit	
▪ 2400-2483.5 MHz Band:	
	▪ N ≥ 75 and ChS ≥ MAX (20 dB bandwidth, 25 kHz).
	▪ 75 >N ≥ 15 and ChS ≥ MAX (20 dB bandwidth 2/3,25 kHz).
N:Number of Hopping Frequencies; **ChS** : Hopping Channel Separation	

3.4.2 Hopping Bandedge Limit

Refer clause 3.6.1 and clause 3.7.1

3.4.3 Measuring Instruments

Refer a test equipment and calibration data table in this test report.

3.4.4 Test Procedures

Test Method
▪ Refer as ANSI C63.10-2013, clause 7.8.3 for number of hopping frequencies measurement.
▪ Refer as ANSI C63.10-2013, clause 7.8.6 for hopping frequencies Bandedge measurement.

3.4.5 Test Setup

Number of Hopping Frequencies and Hopping Frequencies Bandedge


3.4.6 Test Result of Number of Hopping Frequencies

Refer as Appendix D

3.4.7 Test Result of Number of Hopping Frequencies Bandedge

Refer as Appendix D

3.5 Time of Occupancy (Dwell Time)

3.5.1 Time of Occupancy (Dwell Time) Limit

Time of Occupancy (Dwell Time) Limit for Frequency Hopping Systems	
▪ 2400-2483.5 MHz Band:	
	▪ N ≥ 75; 0.4s in N x 0.4 period
	▪ 75 >N ≥ 15; 0.4s in N x 0.4 period
N:Number of Hopping Frequencies	

3.5.2 Measuring Instruments

Refer a test equipment and calibration data table in this test report.

3.5.3 Test Procedures

Test Method	
▪ Refer as ANSI C63.10-2013, clause 7.8.4 for dwell time measurement.	
▪ Bluetooth ACL packets can be 1, 3, or 5 time slots. Following as dwell time. Operate DH5 at maximum dwell time and maximum duty cycle.	
	▪ The DH5 packet can cover up to 5 time slots. Operate DH5 at maximum dwell time and maximum duty cycle. A maximum length packet has duration of 5 time slots. The hopping rate is 1600 hops/second so the maximum dwell time is 5/1600 seconds, or 3.125ms.DH5 Packet permit maximum 1600/ 79 / 6 = 3.37 hops per second in each channel.

3.5.4 Test Setup

Time of Occupancy (Dwell Time)


3.5.5 Test Result of Time of Occupancy (Dwell Time)

Refer as Appendix E

3.6 Emissions in Non-restricted Frequency Bands

3.6.1 Emissions in Non-restricted Frequency Bands Limit

Un-restricted Band Emissions Limit	
RF output power procedure	**Limit (dB)**
Peak output power procedure	20
Note 1: If the peak output power procedure is used to measure the fundamental emission power to demonstrate compliance to requirements, then the peak conducted output power measured within any 100 kHz outside the authorized frequency band shall be attenuated by at least 20 dB relative to the maximum measured in-band peak PSD level.	

3.6.2 Measuring Instruments

Refer a test equipment and calibration data table in this test report.

3.6.3 Test Procedures

Test Method
▪ Refer as ANSI C63.10-2013, clause 7.8.8 for unwanted emissions into non-restricted bands.

3.6.4 Test Setup

Emissions in Non-restricted Frequency Bands



3.6.5 Test Result of Emissions in Non-restricted Frequency Bands

Refer as Appendix F

3.7 Emissions in Restricted Frequency Bands

3.7.1 Emissions in Restricted Frequency Bands Limit

Restricted Band Emissions Limit			
Frequency Range (MHz)	**Field Strength (uV/m)**	**Field Strength (dBuV/m)**	**Measure Distance (m)**
0.009~0.490	2400/F(kHz)	48.5 - 13.8	300
0.490~1.705	24000/F(kHz)	33.8 - 23	30
1.705~30.0	30	29	30
30~88	100	40	3
88~216	150	43.5	3
216~960	200	46	3
Above 960	500	54	3

Note 1: Test distance for frequencies at or above 30 MHz, measurements may be performed at a distance other than the limit distance provided they are not performed in the near field and the emissions to be measured can be detected by the measurement equipment. When performing measurements at a distance other than that specified, the results shall be extrapolated to the specified distance using an extrapolation factor of 20 dB/decade (inverse of linear distance for field-strength measurements, inverse of linear distance-squared for power-density measurements).

Note 2: Test distance for frequencies at below 30 MHz, measurements may be performed at a distance closer than the EUT limit distance; however, an attempt should be made to avoid making measurements in the near field. When performing measurements below30 MHz at a closer distance than the limit distance, the results shall be extrapolated to the specified distance by either making measurements at a minimum of two or more distances on at least one radial to determine the proper extrapolation factor or by using the square of an inverse linear distance extrapolation factor (40 dB / decade). The test report shall specify the extrapolation method used to determine compliance of the EUT.

Note 3: Using the distance of 1m during the test for above 18 GHz, and the test value to correct for the distance factor at 3m.

3.7.2 Measuring Instruments

Refer a test equipment and calibration data table in this test report.

3.7.3 Test Procedures

Test Method	
▪ The average emission levels shall be measured in [hopping duty factor].	
▪ Refer as ANSI C63.10; clause 6.9.2.2 band-edge testing shall be performed at the lowest frequency channel and highest frequency channel within the allowed operating band.	
▪ For the transmitter unwanted emissions shall be measured using following options below:	
	▪ Refer as ANSI C63.10, clause 4.1.4.2.1 QP value.
	▪ Refer as ANSI C63.10, clause 4.1.4.2.2 measurement procedure peak.
	▪ Refer as ANSI C63.10, clause 4.1.4.2.4 average value of hopping pulsed emissions.

3.7.4 Test Setup

Emissions in Restricted Frequency Bands
9kHz ~30MHz
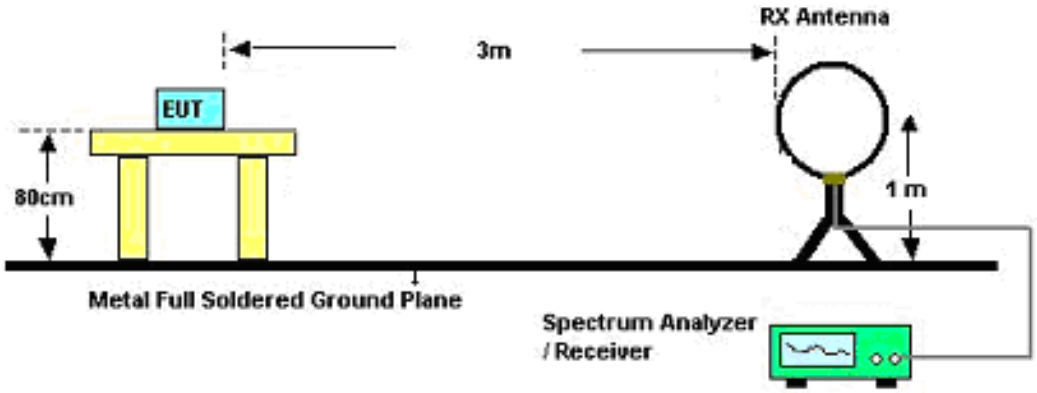
30MHz~1GHz
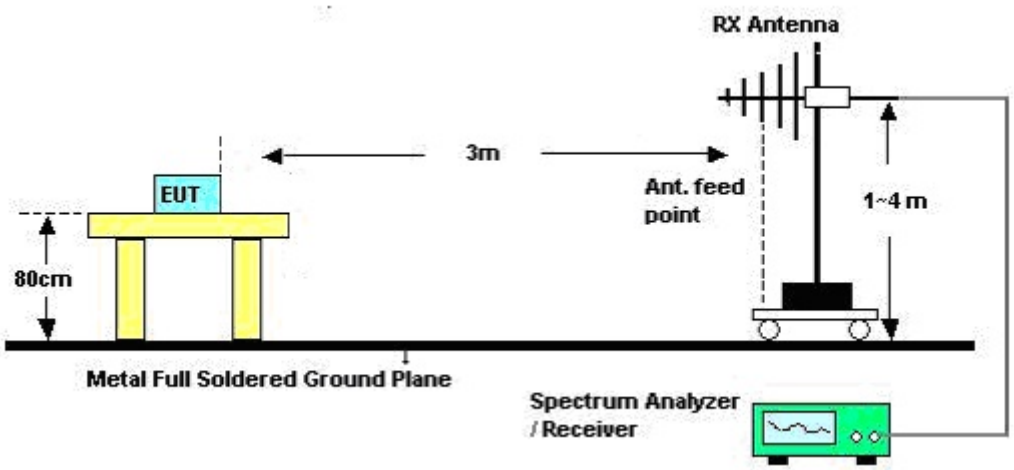

Above 1GHz

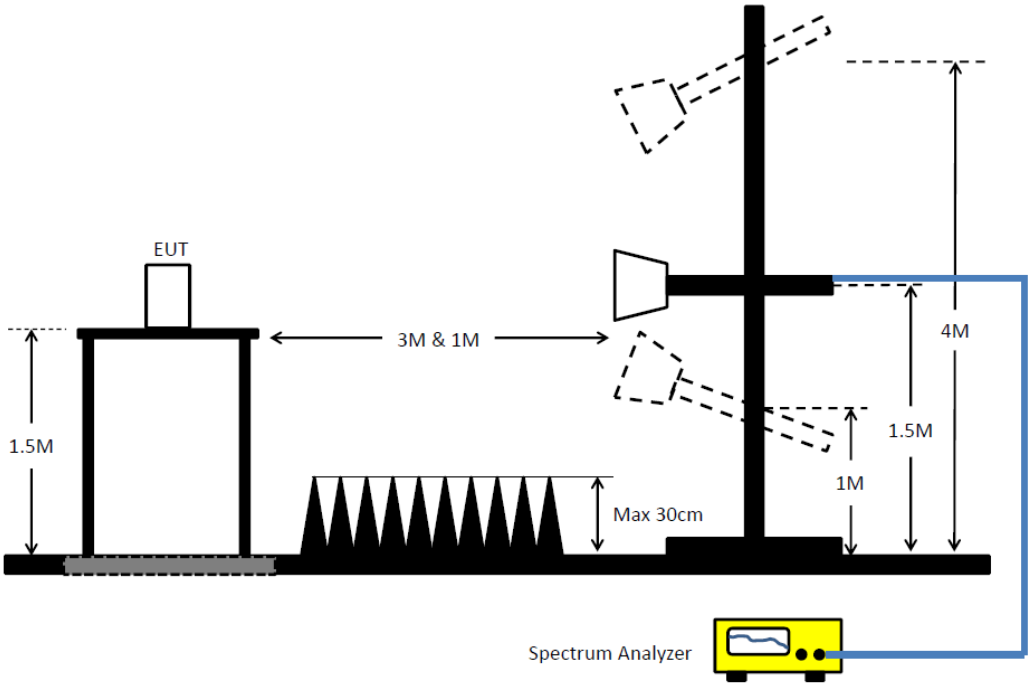

3.7.5 Test Result of Emissions in Restricted Frequency Bands (Below 30MHz)

The amplitude of spurious emissions which are attenuated by more than 20dB below the permissible value has no need to be reported.

3.7.6 Test Result of Emissions in Restricted Frequency Bands

Refer as Appendix G

3.8 Receiver Radiated Spurious Emissions

3.8.1 Receiver in Radiated Spurious Emissions Limit

Restricted Spurious Emissions Limit			
Frequency Range (MHz)	**Field Strength (uV/m)**	**Field Strength (dBuV/m)**	**Measure Distance (m)**
0.009~0.490	2400/F(kHz)	48.5 - 13.8	300
0.490~1.705	24000/F(kHz)	33.8 - 23	30
1.705~30.0	30	29	30
30~88	100	40	3
88~216	150	43.5	3
216~960	200	46	3
Above 960	500	54	3

Note 1: Test distance for frequencies at or above 30 MHz, measurements may be performed at a distance other than the limit distance provided they are not performed in the near field and the emissions to be measured can be detected by the measurement equipment. When performing measurements at a distance other than that specified, the results shall be extrapolated to the specified distance using an extrapolation factor of 20 dB/decade (inverse of linear distance for field-strength measurements, inverse of linear distance-squared for power-density measurements).

Note 2: Test distance for frequencies at below 30 MHz, measurements may be performed at a distance closer than the EUT limit distance; however, an attempt should be made to avoid making measurements in the near field. When performing measurements below 30 MHz at a closer distance than the limit distance, the results shall be extrapolated to the specified distance by either making measurements at a minimum of two or more distances on at least one radial to determine the proper extrapolation factor or by using the square of an inverse linear distance extrapolation factor (40 dB/decade). The test report shall specify the extrapolation method used to determine compliance of the EUT.

3.8.2 Measuring Instruments

Refer a test equipment and calibration data table in this test report.

3.8.3 Test Procedures

Test Method		
☒	The search for spurious emissions shall be from the lowest frequency internally generated or used in the receiver (e.g. local oscillator, intermediate or carrier frequency), or 30 MHz, whichever is higher, to at least 3 times the highest tuneable or local oscillator frequency, whichever is higher, without exceeding 40 GHz.	
☒	Measurements may be performed at a distance other than the limit distance provided they are not performed in the near field and the emissions to be measured can be detected by the measurement equipment. When performing measurements at a distance other than that specified, the results shall be extrapolated to the specified distance using an extrapolation factor of 20 dB/decade (inverse of linear distance for field-strength measurements, inverse of linear distance-squared for power-density measurements).	
☒	For radiated measurement, refer as KDB558074, clause 12.2.7.	
	☒	Refer as ANSI C63.4, clause 8.3.1.1 and 8.3.2.1 for radiated emissions from below 30 MHz.
	☒	Refer as ANSI C63.4, clause 8.3.1.1 and 8.3.2.1 for radiated emissions from 30 MHz-1 GHz. For the peak measurement is fully sufficient, as the max field strength as measured with the Peak-Detector meets the QP-Limit so that the QP level does not need to be reported in addition.
	☒	Refer as ANSI C63.4, clause 8.3.1.2 and 8.3.2.2 for radiated emissions from above 1 GHz. For the peak measurement is fully sufficient, as the max field strength as measured with the Peak-Detector meets the AV-Limit so that the AV level does not need to be reported in addition.
☒	All amplitude of spurious emissions that are attenuated by more than 30 dB below the permissible value has no need to be reported.	

3.8.4 Test Setup

Receiver Spurious and Out of Band Emissions (9 kHz - 30 MHz)

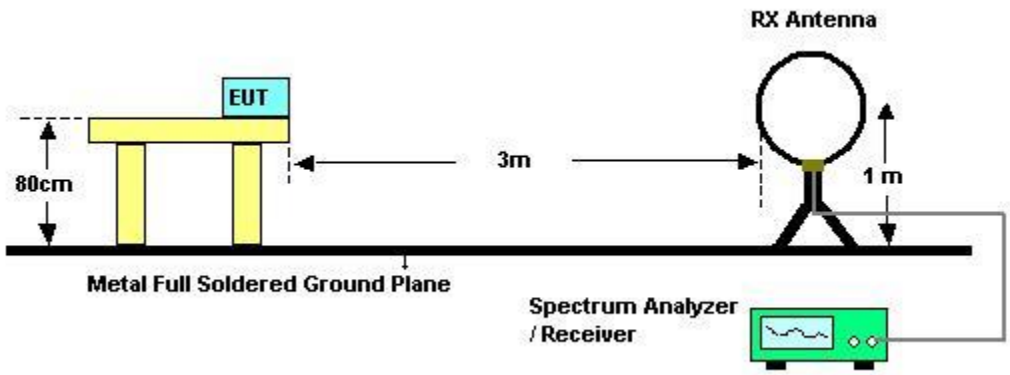

Receiver Radiated Unwanted Emissions (below 1GHz)

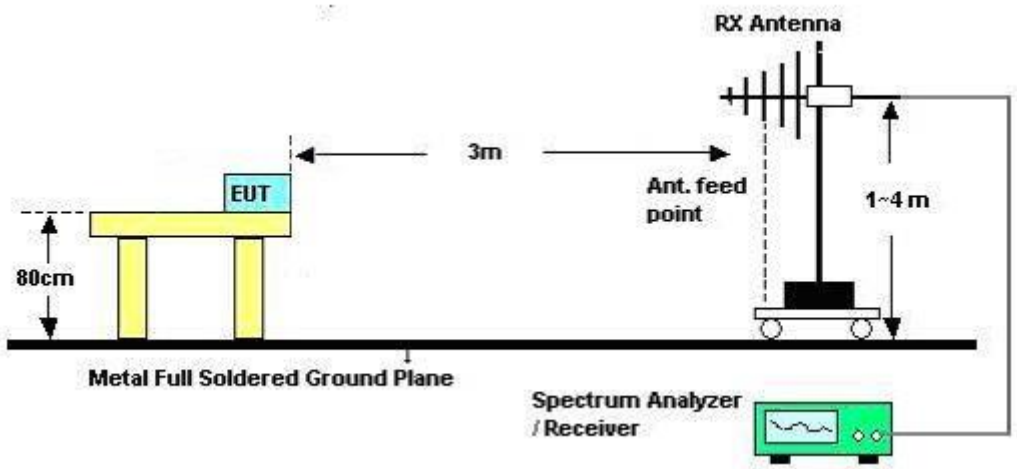

Receiver Radiated Unwanted Emissions (above 1GHz)

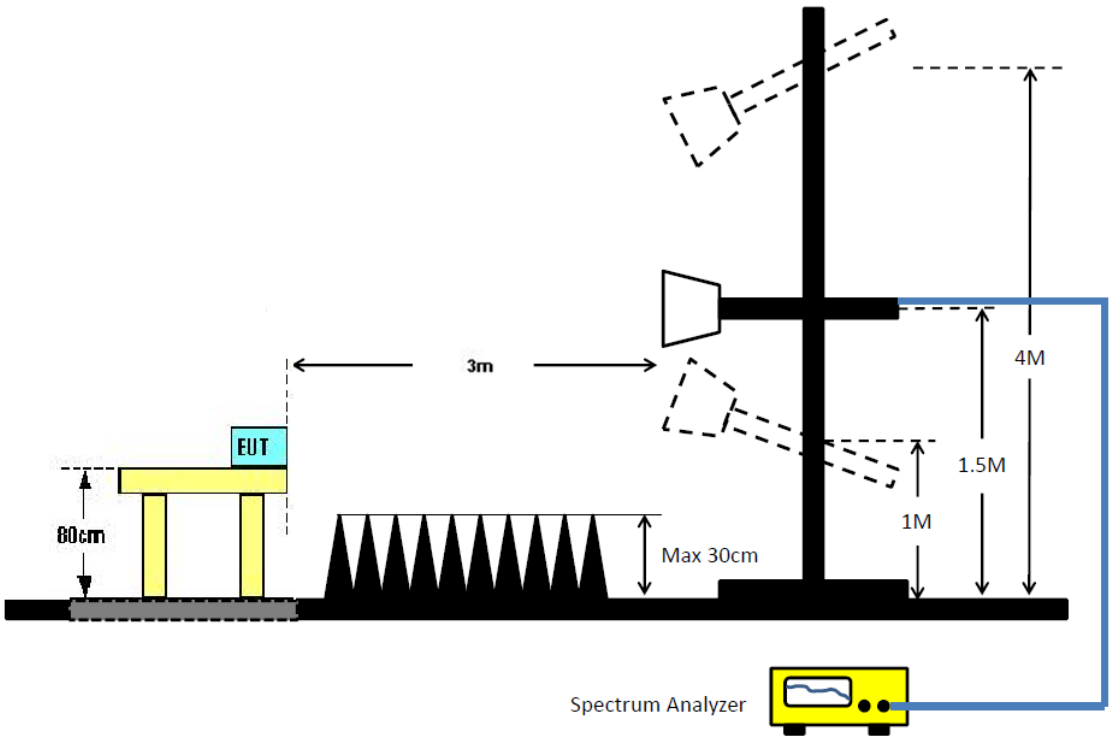

3.8.5 Receiver Radiated Unwanted Emissions (Below 30MHz)

The amplitude of spurious emissions which are attenuated by more than 20dB below the permissible value has no need to be reported.

3.8.6 Test Result of Receiver Radiated Unwanted Emissions

Refer as Appendix I

4 Test Equipment and Calibration Data

Instrument for AC Conduction

Instrument	Manufacturer	Model No.	Serial No.	Spec.	Calibration Date	Calibration Due Date
EMC Receiver	R&S	ESR3	102051	9KHz ~ 3.6GHz	03/May/2018	02/May/2019
LISN	R&S	ENV216	101295	9kHz ~ 30MHz	17/Nov/2017	16/Nov/2018
RF Cable-CON	HUBER+SUHNER	RG213/U	07611832020001	9kHz ~ 30MHz	06/Oct/2017	05/Oct/2018
AC POWER	APC	AFC-11005G	F310050055	47Hz~63Hz 5~300V	NCR	NCR
Impuls Begrenzer Pulse Limiter	SCHWARZBECK	VTSD 9561-F	9561-F041	9 kHz ~ 30 MHz	12/Oct/2017	11/Oct/2018

NCR : Non-Calibration Require

Instrument for Radiated Test

Instrument	Manufacturer	Model No.	Serial No.	Spec.	Calibration Date	Calibration Due Date
3m Semi Anechoic Chamber	TDK	SAC-3M	03CH09-HY	30MHz ~ 1GHz	23/Apr/2018	22/Apr/2019
3m Semi Anechoic Chamber	TDK	SAC-3M	03CH09-HY	1GHz ~ 18GHz	14/Jun/2018	13/Jun/2019
Amplifier	Agilent	8449B	3008A02326	1GHz ~ 26.5GHz	17/Jul/2017	16/Jul/2018
Microwave Preamplifier	Agilent	8449B	3008A02096	1GHz ~ 26.5GHz	10/May/2018	09/May/2019
Amplifier	EMC	EMC9135	980232	9KHz~1GHz	27/Apr/2018	26/Apr/2019
EXA Signal Analyzer	KEYSIGHT	N9010A	MY54200885	10Hz ~ 44GHz	20/Jul/2017	19/Jul/2018
Bilog Antenna & 5dB Attenuator	TESEQ & MTJ	CBL6111D & MTJ6102-05	35418 / 3	30MHz~1GHz	09/Sep/2017	08/Sep/2018
Double Ridged Guide Horn Antenna	SCHWARZBECK	BBHA 9120 D	BBHA9120 D 1534	1GHz~18GHz	30/Apr/2018	29/Apr/2019
Broadband Horn Antenna	SCHWARZBECK	BBHA 9170	BBHA9170614	18GHz~40GHz	09/Feb/2018	08/Feb/2019
Preamplifier	MITEQ	TTA1840-35-HG	1864481	18GHz ~ 40GHz	24/Aug/2017	23/Aug/2018
Loop Antenna	TESEQ	HLA 6120	31244	9k-30MHz	29/Mar/2018	28/Mar/2019
RF Cable-R03m	Jye Bao	RG142	CB031	9kHz ~ 1GHz	1/Feb/2018	31/Jan/2019
RF Cable-high	SUHNER	SUCOFLEX104	MY34918/4	1GHz ~ 40GHz	2/Feb/2018	1/Feb/2019

Instrument for Conducted Test

Instrument	Manufacturer	Model No.	Serial No.	Spec.	Calibration Date	Calibration Due Date
Spectrum Analyzer	R&S	FSV 40	101013	9kHz~40GHz	29/Dec/2017	28/Dec/2018
Signal Generator	R&S	SMR40	100116	10MHz ~ 40GHz	27/Jul/2017	26/Jul/2018
Power Sensor	Anritsu	MA2411B	0917017	300MHz ~ 40GHz	05/Feb/2018	04/Feb/2019
Power Meter	Anritsu	ML2495A	0949003	300MHz ~ 40GHz	05/Feb/2018	04/Feb/2019
RF Cable-0.2m	HUBER+SUHNER	SUCOFLEX_104	MY10709/4	30MHz ~ 26.5GHz	25/Aug/2017	24/Aug/2018
RF Cable-0.2m	HUBER+SUHNER	SUCOFLEX_104	MY10712/4	30MHz ~ 26.5GHz	25/Aug/2017	24/Aug/2018
RF Cable-0.5m	HUBER+SUHNER	SUCOFLEX_104	MY10713/4	30MHz ~ 26.5GHz	25/Aug/2017	24/Aug/2018

AC Power-line Conducted Emissions Result			
Operating Mode	1	**Power Phase**	Neutral
Operating Function	PoE mode _TX		

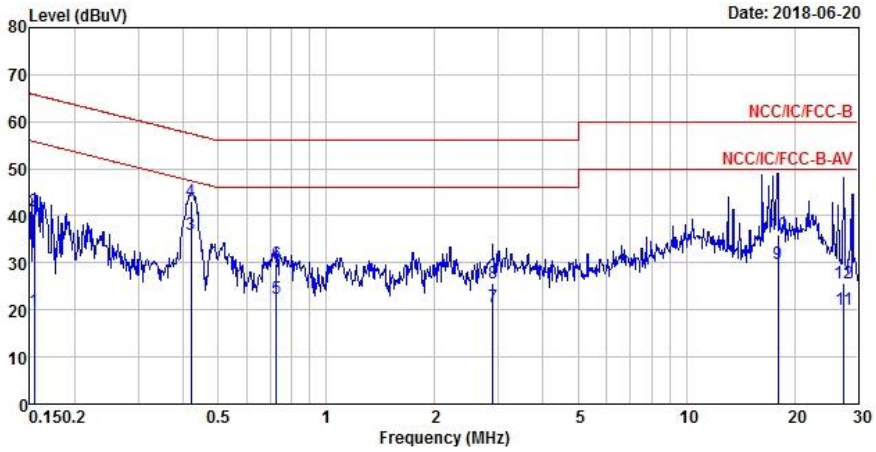

	Freq	Level	Over Limit	Limit Line	Read Level	LISN Factor	Cable Loss	Remark
	MHz	dBuV	dB	dBuV	dBuV	dB	dB	
1	0.15	19.91	-35.87	55.78	10.24	9.63	0.04	Average
2	0.15	41.12	-24.66	65.78	31.45	9.63	0.04	QP
3 MAX	0.42	35.91	-11.51	47.42	26.21	9.61	0.09	Average
4	0.42	42.97	-14.45	57.42	33.27	9.61	0.09	QP
5	0.73	22.46	-23.54	46.00	12.81	9.62	0.03	Average
6	0.73	29.82	-26.18	56.00	20.17	9.62	0.03	QP
7	2.90	20.60	-25.40	46.00	10.91	9.64	0.05	Average
8	2.90	25.60	-30.40	56.00	15.91	9.64	0.05	QP
9	17.94	29.95	-20.05	50.00	20.11	9.71	0.13	Average
10	17.94	35.99	-24.01	60.00	26.15	9.71	0.13	QP
11	27.42	20.08	-29.92	50.00	10.24	9.69	0.15	Average
12	27.42	25.64	-34.36	60.00	15.80	9.69	0.15	QP

Note 1: “>20dB” means emission levels that exceed the level of 20 dB below the applicable limit.
Note 2: “N/F” means Nothing Found emissions (No emissions were detected.)

AC Power-line Conducted Emissions Result			
Operating Mode	1	**Power Phase**	Line
Operating Function	PoE mode _TX		

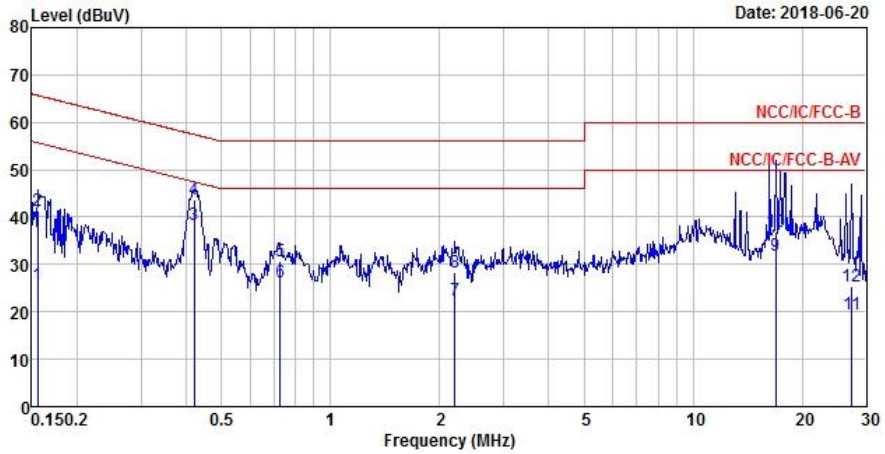

	Freq	Level	Over Limit	Limit Line	Read Level	LISN Factor	Cable Loss	Remark
	MHz	dBuV	dB	dBuV	dBuV	dB	dB	
1	0.16	25.59	-30.10	55.69	15.93	9.62	0.04	Average
2	0.16	41.31	-24.38	65.69	31.65	9.62	0.04	QP
3 MAX	0.42	38.25	-9.17	47.42	28.55	9.61	0.09	Average
4	0.42	43.83	-13.59	57.42	34.13	9.61	0.09	QP
5	0.73	30.63	-15.37	46.00	20.99	9.61	0.03	Average
6	0.73	26.18	-29.82	56.00	16.54	9.61	0.03	QP
7	2.20	22.47	-23.53	46.00	12.84	9.62	0.01	Average
8	2.20	28.22	-27.78	56.00	18.59	9.62	0.01	QP
9	16.93	31.99	-18.01	50.00	22.27	9.63	0.09	Average
10	16.93	36.92	-23.08	60.00	27.20	9.63	0.09	QP
11	27.42	19.59	-30.41	50.00	9.91	9.53	0.15	Average
12	27.42	25.52	-34.48	60.00	15.84	9.53	0.15	QP

Note 1: “>20dB” means emission levels that exceed the level of 20 dB below the applicable limit.
Note 2: “N/F” means Nothing Found emissions (No emissions were detected.)

AC Power-line Conducted Emissions Result			
Operating Mode	1	**Power Phase**	Neutral
Operating Function	PoE mode _RX		

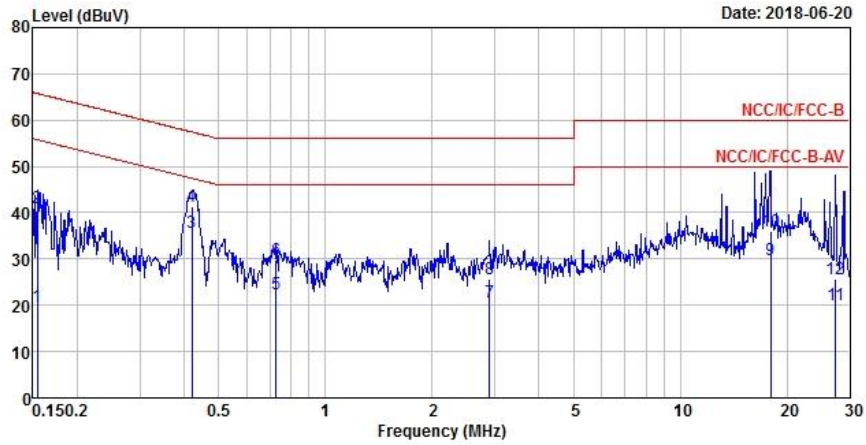

		Freq	Level	Over Limit	Limit Line	Read Level	LISN Factor	Cable Loss	Remark
		MHz	dBuV	dB	dBuV	dBuV	dB	dB	
1		0.15	19.91	-35.87	55.78	10.24	9.63	0.04	Average
2		0.15	41.12	-24.66	65.78	31.45	9.63	0.04	QP
3	MAX	0.42	35.58	-11.84	47.42	25.88	9.61	0.09	Average
4		0.42	41.26	-16.16	57.42	31.56	9.61	0.09	QP
5		0.73	22.46	-23.54	46.00	12.81	9.62	0.03	Average
6		0.73	29.82	-26.18	56.00	20.17	9.62	0.03	QP
7		2.90	20.60	-25.40	46.00	10.91	9.64	0.05	Average
8		2.90	25.60	-30.40	56.00	15.91	9.64	0.05	QP
9		17.94	29.95	-20.05	50.00	20.11	9.71	0.13	Average
10		17.94	35.99	-24.01	60.00	26.15	9.71	0.13	QP
11		27.42	20.08	-29.92	50.00	10.24	9.69	0.15	Average
12		27.42	25.64	-34.36	60.00	15.80	9.69	0.15	QP

Note 1: “>20dB” means emission levels that exceed the level of 20 dB below the applicable limit.
Note 2: “N/F” means Nothing Found emissions (No emissions were detected.)

AC Power-line Conducted Emissions Result			
Operating Mode	1	**Power Phase**	Line
Operating Function	PoE mode _RX		

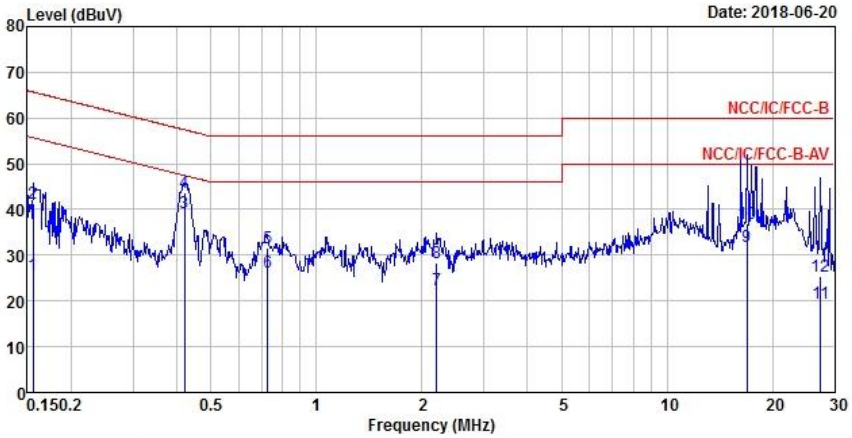

		Freq	Level	Over Limit	Limit Line	Read Level	LISN Factor	Cable Loss	Remark
		MHz	dBuV	dB	dBuV	dBuV	dB	dB	
1		0.16	25.59	-30.10	55.69	15.93	9.62	0.04	Average
2		0.16	41.31	-24.38	65.69	31.65	9.62	0.04	QP
3	MAX	0.42	39.15	-8.27	47.42	29.45	9.61	0.09	Average
4		0.42	43.83	-13.59	57.42	34.13	9.61	0.09	QP
5		0.73	31.57	-14.43	46.00	21.93	9.61	0.03	Average
6		0.73	26.18	-29.82	56.00	16.54	9.61	0.03	QP
7		2.20	22.47	-23.53	46.00	12.84	9.62	0.01	Average
8		2.20	28.22	-27.78	56.00	18.59	9.62	0.01	QP
9		16.93	31.99	-18.01	50.00	22.27	9.63	0.09	Average
10		16.93	36.92	-23.08	60.00	27.20	9.63	0.09	QP
11		27.42	19.59	-30.41	50.00	9.91	9.53	0.15	Average
12		27.42	25.52	-34.48	60.00	15.84	9.53	0.15	QP

Note 1: “>20dB” means emission levels that exceed the level of 20 dB below the applicable limit.
Note 2: “N/F” means Nothing Found emissions (No emissions were detected.)

Summary

Mode	Max-N dB (Hz)	Max-OBW (Hz)	ITU-Code	Min-N dB (Hz)	Min-OBW (Hz)
2.4-2.4835GHz	-	-	-	-	-
BT-BR(1Mbps)	920k	892.054k	892KF1D	918.75k	889.555k
BT-EDR(2Mbps)	1.255M	1.193M	1M19G1D	1.254M	1.188M
BT-EDR(3Mbps)	1.256M	1.196M	1M20G1D	1.255M	1.189M

Max-N dB = Maximum 20dB down bandwidth; **Max-OBW** = Maximum 99% occupied bandwidth;
Min-N dB = Minimum 20dB down bandwidth; **Min-OBW** = Minimum 99% occupied bandwidth;

Result

Mode	Result	Limit (Hz)	Port 1-N dB (Hz)	Port 1-OBW (Hz)
BT-BR(1Mbps)	-	-	-	-
2402MHz_TnomVnom	Pass	Inf	918.75k	889.555k
2441MHz_TnomVnom	Pass	Inf	918.75k	892.054k
2480MHz_TnomVnom	Pass	Inf	920k	892.054k
BT-EDR(2Mbps)	-	-	-	-
2402MHz_TnomVnom	Pass	Inf	1.255M	1.188M
2441MHz_TnomVnom	Pass	Inf	1.254M	1.193M
2480MHz_TnomVnom	Pass	Inf	1.255M	1.189M
BT-EDR(3Mbps)	-	-	-	-
2402MHz_TnomVnom	Pass	Inf	1.256M	1.193M
2441MHz_TnomVnom	Pass	Inf	1.255M	1.196M
2480MHz_TnomVnom	Pass	Inf	1.256M	1.189M

Port X-N dB = Port **X** 20dB down bandwidth; **Port X-OBW** = Port **X** 99% occupied bandwidth;

BT-BR(1Mbps) EBW

2402MHz

11/06/2018

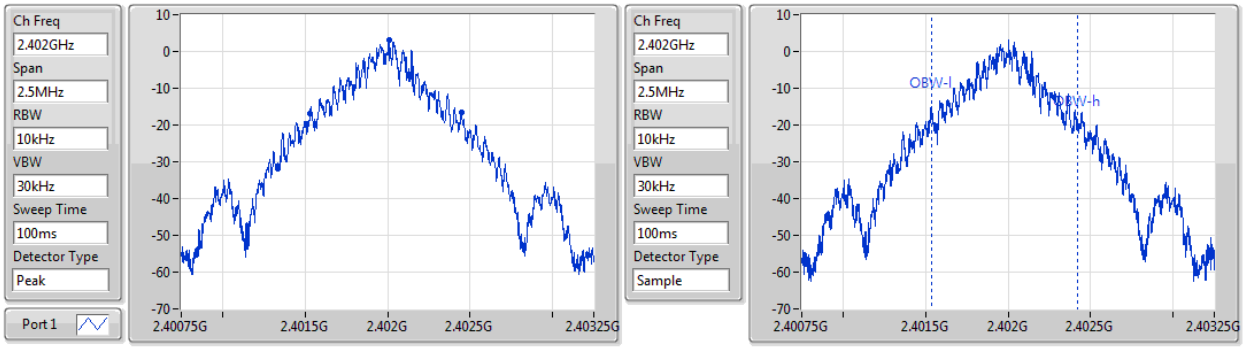

20dB(Hz)	Fl-20dB(Hz)	Fh-20dB(Hz)	OBW(Hz)	Fl-OBW(Hz)	Fh-OBW(Hz)	Limit(Hz)	Port
918.75k	2.40153G	2.402449G	889.555k	2.401534G	2.402424G	Inf	1

BT-BR(1Mbps) EBW

2441MHz

11/06/2018

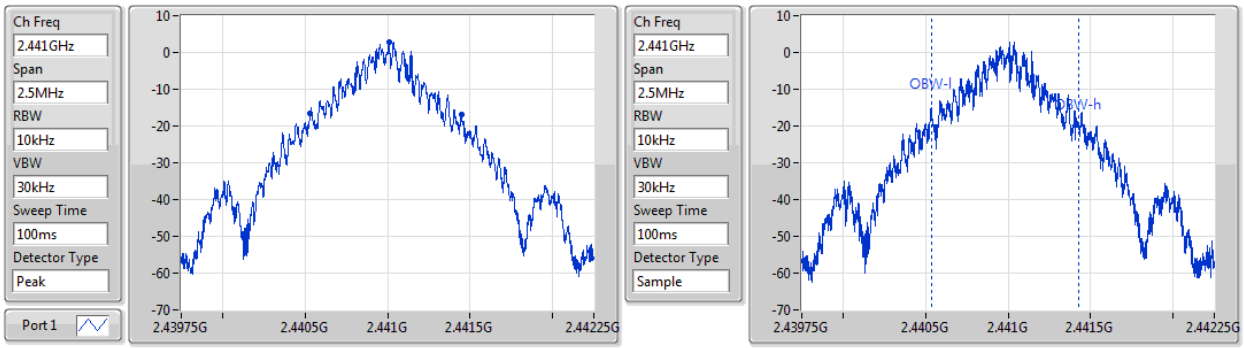

20dB(Hz)	Fl-20dB(Hz)	Fh-20dB(Hz)	OBW(Hz)	Fl-OBW(Hz)	Fh-OBW(Hz)	Limit(Hz)	Port
918.75k	2.44053G	2.441449G	892.054k	2.440534G	2.441426G	Inf	1

BT-BR(1Mbps) EBW

2480MHz

11/06/2018

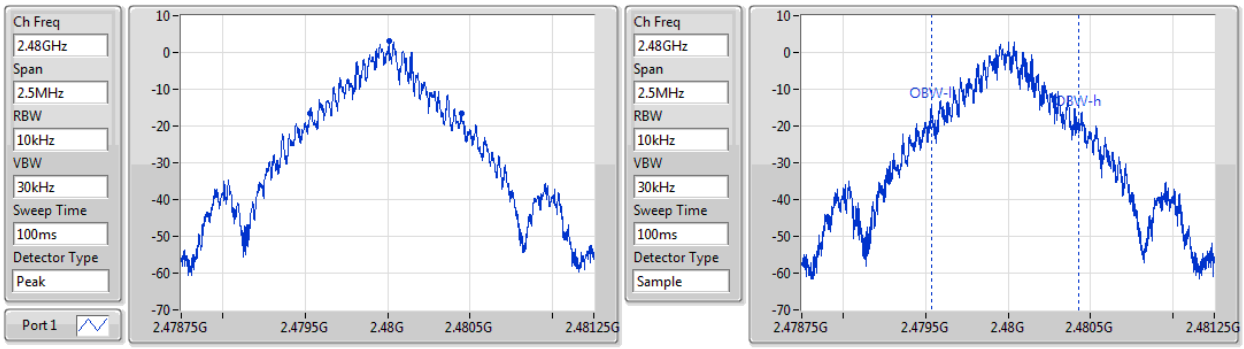

20dB(Hz)	Fl-20dB(Hz)	Fh-20dB(Hz)	OBW(Hz)	Fl-OBW(Hz)	Fh-OBW(Hz)	Limit(Hz)	Port
920k	2.47953G	2.48045G	892.054k	2.479535G	2.480427G	Inf	1

BT-EDR(2Mbps) EBW

2402MHz

11/06/2018

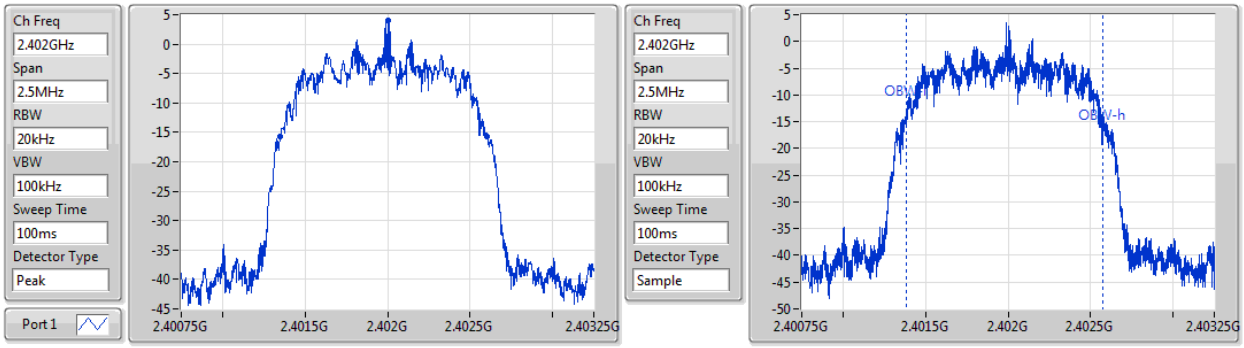

20dB(Hz)	Fl-20dB(Hz)	Fh-20dB(Hz)	OBW(Hz)	Fl-OBW(Hz)	Fh-OBW(Hz)	Limit(Hz)	Port
1.255M	2.40135G	2.402605G	1.188M	2.401384G	2.402572G	Inf	1

BT-EDR(2Mbps) EBW

2441MHz

11/06/2018

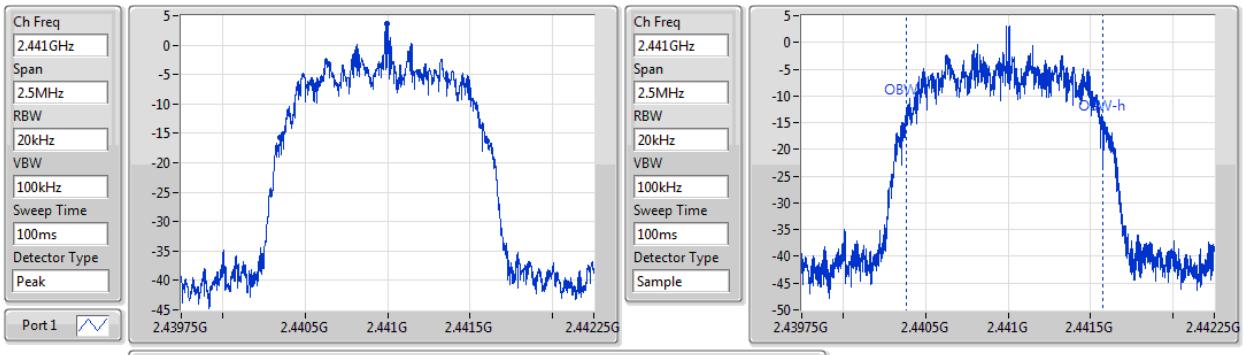

20dB(Hz)	Fl-20dB(Hz)	Fh-20dB(Hz)	OBW(Hz)	Fl-OBW(Hz)	Fh-OBW(Hz)	Limit(Hz)	Port
1.254M	2.440351G	2.441605G	1.193M	2.440382G	2.441575G	Inf	1

BT-EDR(2Mbps) EBW

2480MHz

11/06/2018

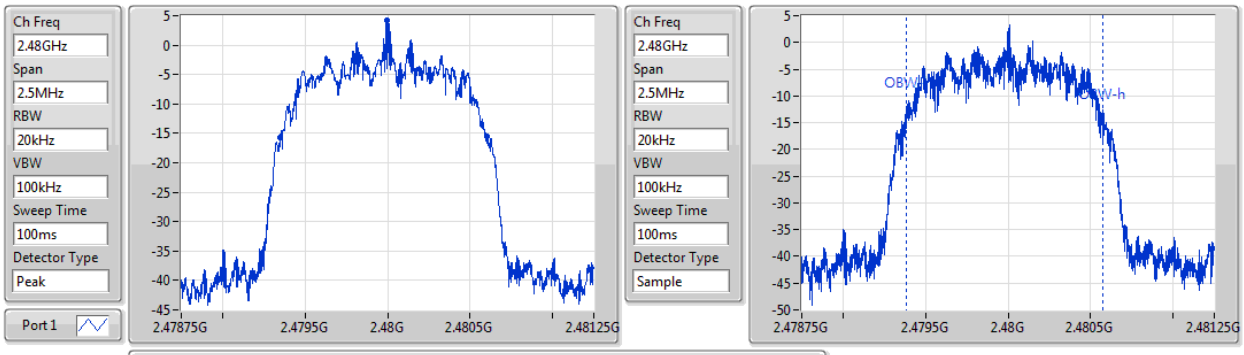

20dB(Hz)	Fl-20dB(Hz)	Fh-20dB(Hz)	OBW(Hz)	Fl-OBW(Hz)	Fh-OBW(Hz)	Limit(Hz)	Port
1.255M	2.479349G	2.480604G	1.189M	2.479387G	2.480576G	Inf	1

BT-EDR(3Mbps) EBW

2402MHz

11/06/2018

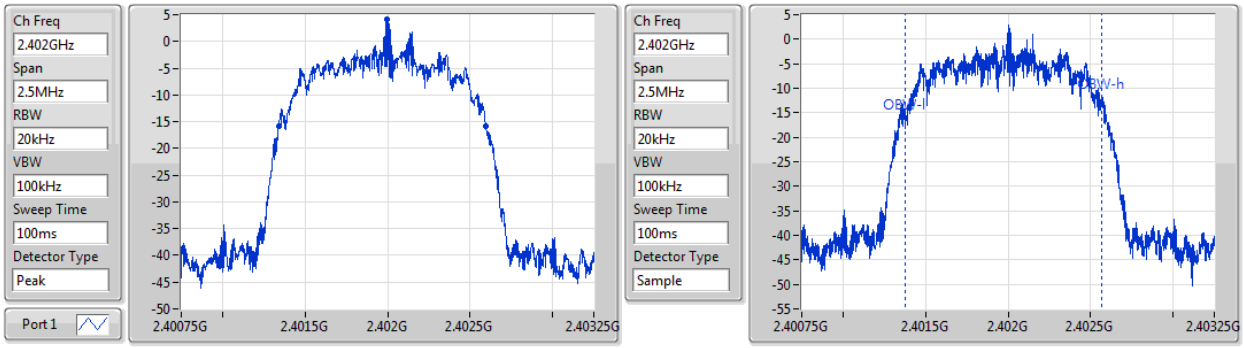

20dB(Hz)	Fl-20dB(Hz)	Fh-20dB(Hz)	OBW(Hz)	Fl-OBW(Hz)	Fh-OBW(Hz)	Limit(Hz)	Port
1.256M	2.401339G	2.402595G	1.193M	2.401378G	2.402571G	Inf	1

BT-EDR(3Mbps) EBW

2441MHz

11/06/2018

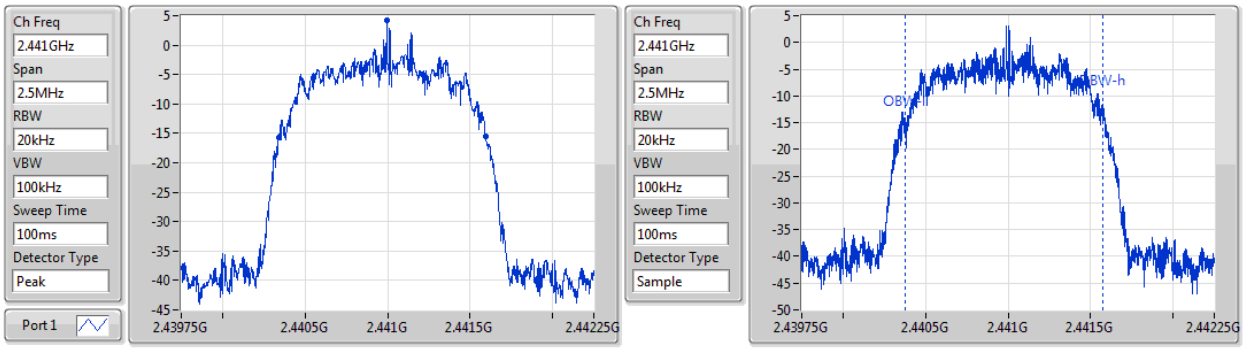

20dB(Hz)	Fl-20dB(Hz)	Fh-20dB(Hz)	OBW(Hz)	Fl-OBW(Hz)	Fh-OBW(Hz)	Limit(Hz)	Port
1.255M	2.440339G	2.441594G	1.196M	2.440377G	2.441572G	Inf	1

BT-EDR(3Mbps) EBW

2480MHz

11/06/2018

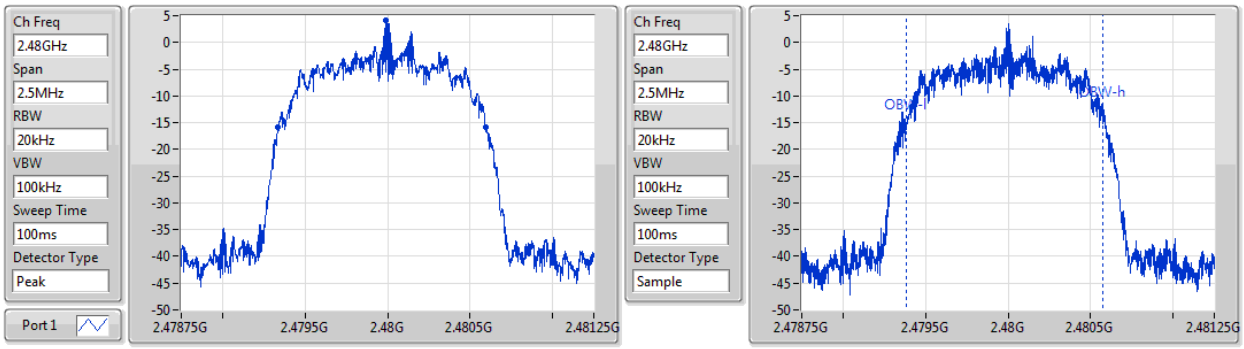

20dB(Hz)	Fl-20dB(Hz)	Fh-20dB(Hz)	OBW(Hz)	Fl-OBW(Hz)	Fh-OBW(Hz)	Limit(Hz)	Port
1.256M	2.479338G	2.480594G	1.189M	2.479383G	2.480572G	Inf	1

Summary

Mode	Max-Space (Hz)	Min-Space (Hz)
2.4-2.4835GHz	-	-
BT-BR(1Mbps)	1.0005M	1.0005M
BT-EDR(2Mbps)	1.002M	1.0005M
BT-EDR(3Mbps)	1.002M	1.0005M

Result

Mode	Result	Fl (Hz)	Fh (Hz)	Ch.Space (Hz)	Limit (Hz)
BT-BR(1Mbps)	-	-	-	-	-
2402MHz_TnomVnom	Pass	2.401996G	2.402997G	1.0005M	611.8875k
2441MHz_TnomVnom	Pass	2.440996G	2.441997G	1.0005M	611.8875k
2480MHz_TnomVnom	Pass	2.478995G	2.479995G	1.0005M	612.72k
BT-EDR(2Mbps)	-	-	-	-	-
2402MHz_TnomVnom	Pass	2.401995G	2.402995G	1.0005M	835.83k
2441MHz_TnomVnom	Pass	2.440995G	2.441995G	1.0005M	837.828k
2480MHz_TnomVnom	Pass	2.478992G	2.479994G	1.002M	835.83k
BT-EDR(3Mbps)	-	-	-	-	-
2402MHz_TnomVnom	Pass	2.401993G	2.402995G	1.002M	836.496k
2441MHz_TnomVnom	Pass	2.440993G	2.441994G	1.0005M	835.83k
2480MHz_TnomVnom	Pass	2.478993G	2.479994G	1.0005M	836.496k

BT-BR(1Mbps) **Channel Separation**

2.402G/2.403GHz

Fl(Hz)	Fh(Hz)	Ch.Space(Hz)	Limit(Hz)
2.401996G	2.402997G	1.0005M	611.8875k

BT-BR(1Mbps) **Channel Separation**

2.441G/2.442GHz

11/06/2018

Fl(Hz)	Fh(Hz)	Ch.Space(Hz)	Limit(Hz)
2.440996G	2.441997G	1.0005M	611.8875k

BT-BR(1Mbps) **Channel Separation**

2.48G/2.479GHz

11/06/2018

Fl(Hz)	Fh(Hz)	Ch.Space(Hz)	Limit(Hz)
2.478995G	2.479995G	1.0005M	612.72k

BT-EDR(2Mbps) **Channel Separation**

2.402G/2.403GHz

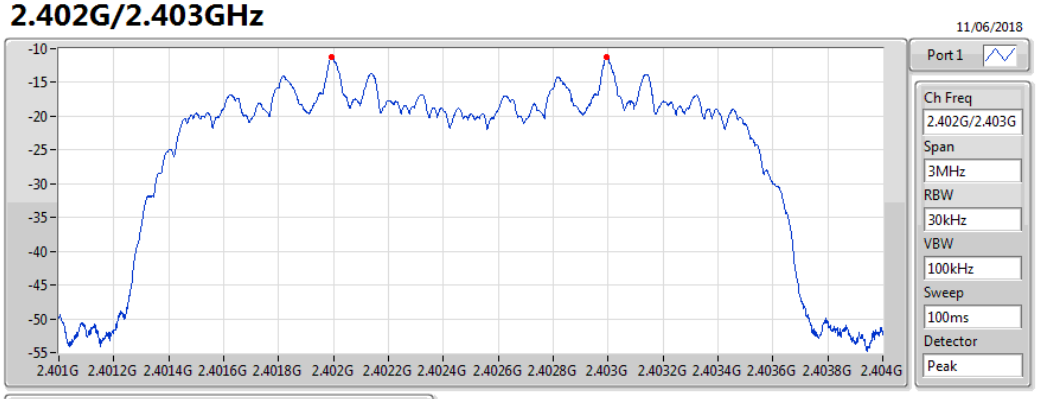

Fl(Hz)	Fh(Hz)	Ch.Space(Hz)	Limit(Hz)
2.401995G	2.402995G	1.0005M	835.83k

BT-EDR(2Mbps) **Channel Separation**

2.441G/2.442GHz

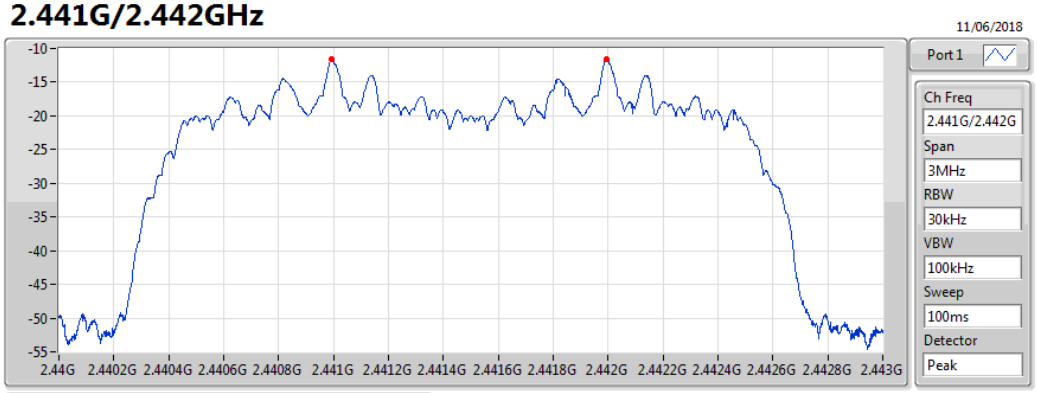

Fl(Hz)	Fh(Hz)	Ch.Space(Hz)	Limit(Hz)
2.440995G	2.441995G	1.0005M	837.828k

BT-EDR(2Mbps) **Channel Separation**

2.48G/2.479GHz

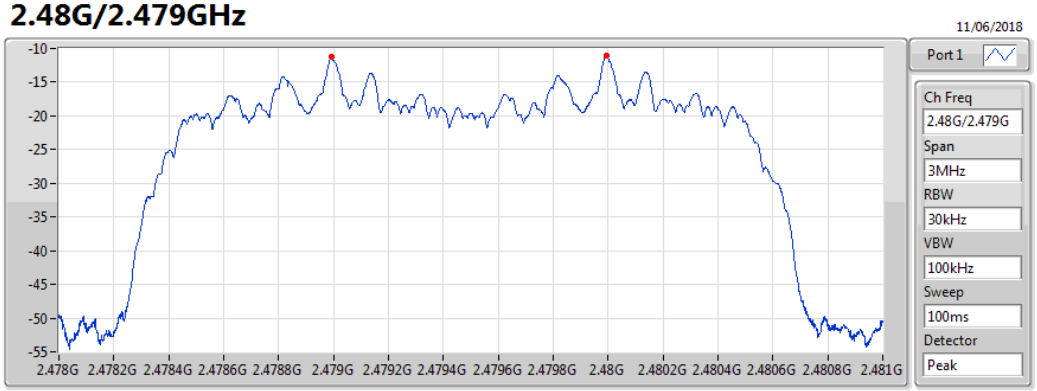

Fl(Hz)	Fh(Hz)	Ch.Space(Hz)	Limit(Hz)
2.478992G	2.479994G	1.002M	835.83k

BT-EDR(3Mbps) **Channel Separation**

2.402G/2.403GHz

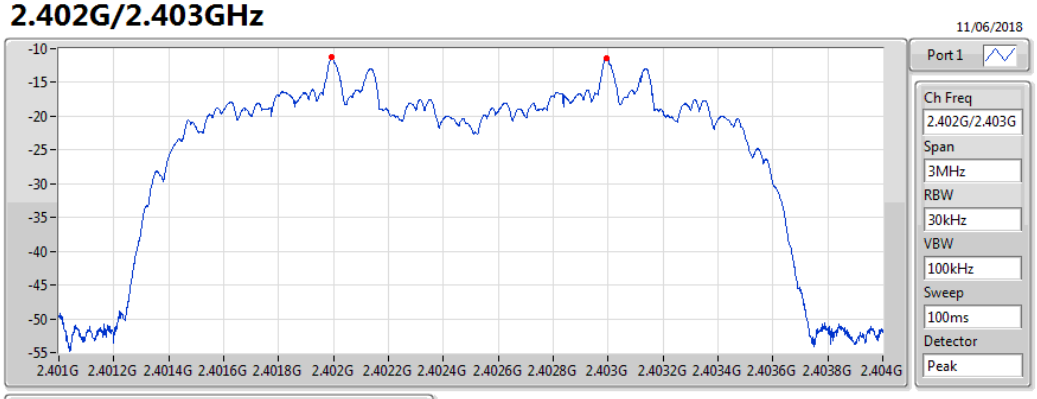

Fl(Hz)	Fh(Hz)	Ch.Space(Hz)	Limit(Hz)
2.401993G	2.402995G	1.002M	836.496k

BT-EDR(3Mbps) **Channel Separation**

2.441G/2.442GHz

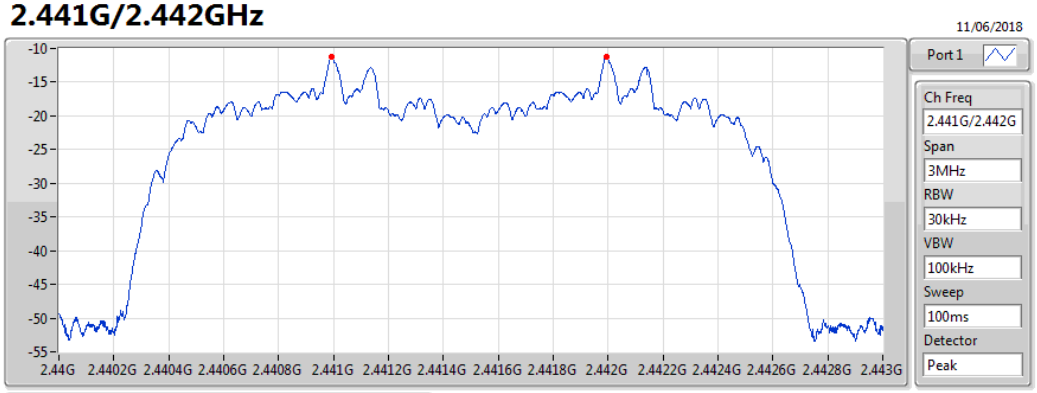

Fl(Hz)	Fh(Hz)	Ch.Space(Hz)	Limit(Hz)
2.440993G	2.441994G	1.0005M	835.83k

BT-EDR(3Mbps) **Channel Separation**

2.48G/2.479GHz

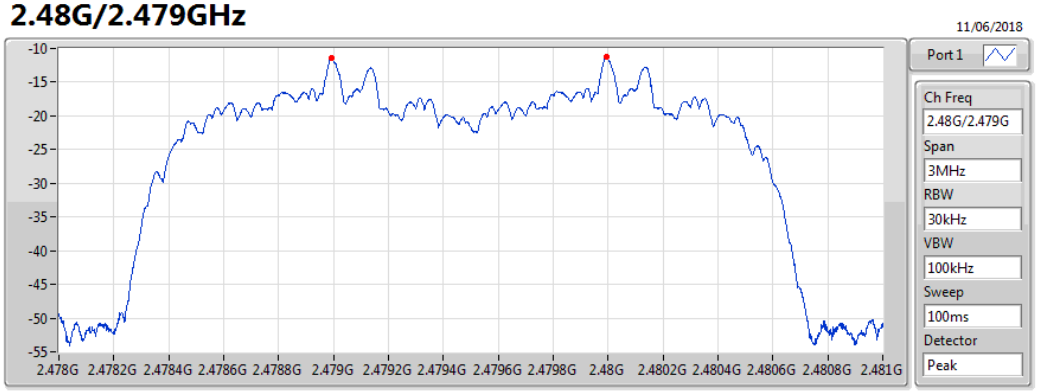

Fl(Hz)	Fh(Hz)	Ch.Space(Hz)	Limit(Hz)
2.478993G	2.479994G	1.0005M	836.496k

Summary

Mode	Power (dBm)	Power (W)
2.4-2.4835GHz	-	-
BT-BR(1Mbps)	8.70	0.00741
BT-EDR(2Mbps)	9.00	0.00794
BT-EDR(3Mbps)	9.27	0.00845

Result

Mode	Result	Gain (dBi)	Power (dBm)	Power Limit (dBm)
BT-BR(1Mbps)	-	-	-	-
2402MHz_TnomVnom	Pass	5.20	8.50	21.00
2441MHz_TnomVnom	Pass	5.20	8.49	21.00
2480MHz_TnomVnom	Pass	5.20	8.70	21.00
BT-EDR(2Mbps)	-	-	-	-
2402MHz_TnomVnom	Pass	5.20	8.87	21.00
2441MHz_TnomVnom	Pass	5.20	8.56	21.00
2480MHz_TnomVnom	Pass	5.20	9.00	21.00
BT-EDR(3Mbps)	-	-	-	-
2402MHz_TnomVnom	Pass	5.20	9.03	21.00
2441MHz_TnomVnom	Pass	5.20	9.09	21.00
2480MHz_TnomVnom	Pass	5.20	9.27	21.00

Summary

Mode	Power (dBm)	Power (W)
2.4-2.4835GHz	-	-
BT-BR(1Mbps)	8.49	0.00706
BT-EDR(2Mbps)	6.61	0.00458
BT-EDR(3Mbps)	6.63	0.00460

Result

Mode	Result	Gain (dBi)	Power (dBm)	Power Limit (dBm)
BT-BR(1Mbps)	-	-	-	-
2402MHz_TnomVnom	Pass	5.20	8.07	30.00
2441MHz_TnomVnom	Pass	5.20	8.30	30.00
2480MHz_TnomVnom	Pass	5.20	8.49	30.00
BT-EDR(2Mbps)	-	-	-	-
2402MHz_TnomVnom	Pass	5.20	6.42	30.00
2441MHz_TnomVnom	Pass	5.20	6.25	30.00
2480MHz_TnomVnom	Pass	5.20	6.61	30.00
BT-EDR(3Mbps)	-	-	-	-
2402MHz_TnomVnom	Pass	5.20	6.41	30.00
2441MHz_TnomVnom	Pass	5.20	6.52	30.00
2480MHz_TnomVnom	Pass	5.20	6.63	30.00

Summary

Mode	Max-Hop No
2.4-2.4835GHz	-
BT-BR(1Mbps)	79
BT-EDR(2Mbps)	79
BT-EDR(3Mbps)	79

Result

Mode	Result	Hopping No	Limit
BT-BR(1Mbps)	-	-	-
2441MHz_TnomVnom	Pass	79	15
BT-EDR(2Mbps)	-	-	-
2441MHz_TnomVnom	Pass	79	15
BT-EDR(3Mbps)	-	-	-
2441MHz_TnomVnom	Pass	79	15

BT-BR(1Mbps) **Hopping Ch**

2441MHz

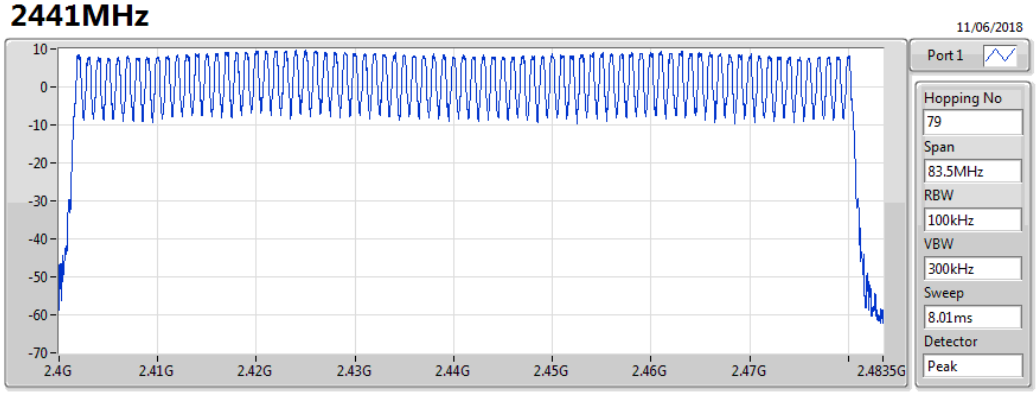

Hopping No	Limit
79	15

BT-BR(1Mbps)

2441MHz

Hopping Ch Bandedge (Non-restricted Band)

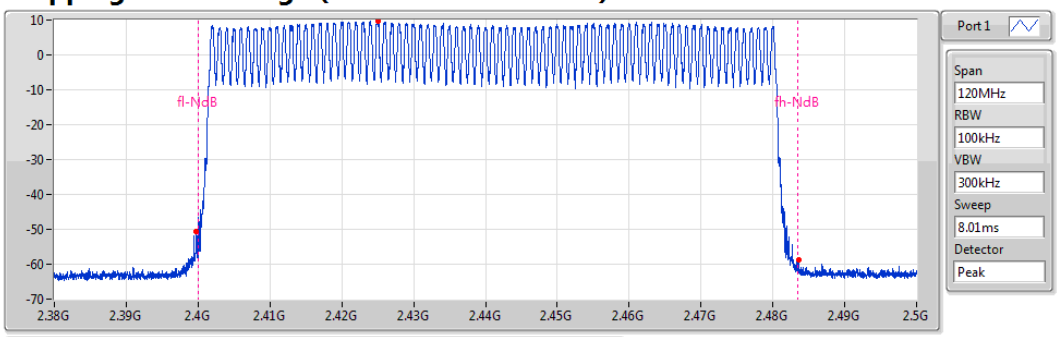

Limit(dBm)	Ref(Hz)	Ref(dBm)	BE-l(Hz)	BE-l(dBm)	BE-h(Hz)	BE-h(dBm)
-10.42	2.424985G	9.58	2.399755G	-50.55	2.483575G	-58.74

BT-BR(1Mbps)

2441MHz

Hopping Ch Bandedge (Restricted Band)

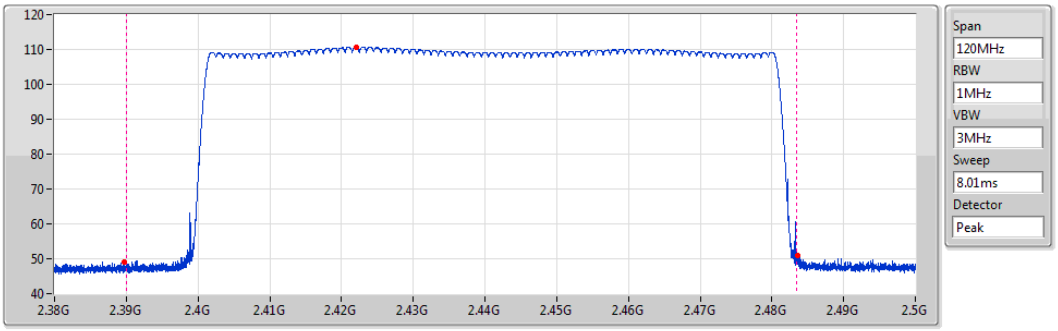

Ref(Hz)	Ref(dBuV/m)	BE-l(Hz)	PK(dBuV/m)	AV(dBuV/m)	BE-h(Hz)	PK(dBuV/m)	AV(dBuV/m)	LimPK(dBuV/	LimAV(dBuV/	Tx On(ms)	DCF(dB)
2.42215G	110.59	2.389765G	48.98	18.88	2.48365G	51.05	20.95	74	54	3.125	-30.1

BT-EDR(2Mbps) **Hopping Ch**

2441MHz

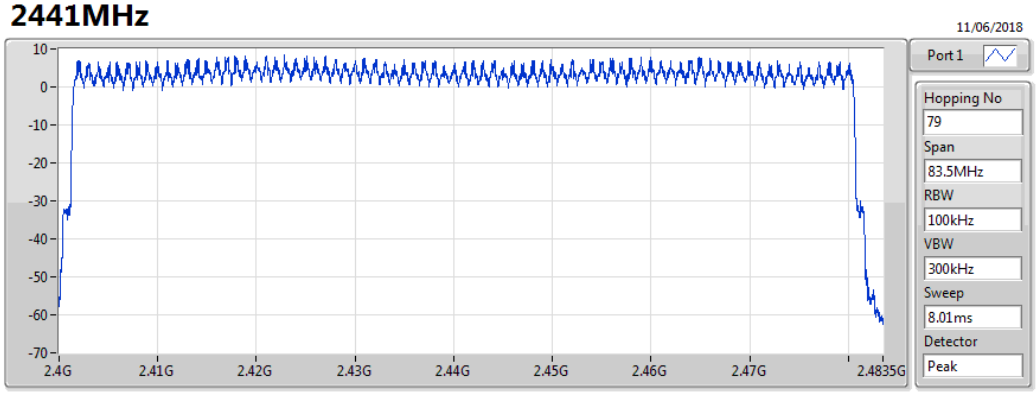

Hopping No	Limit
79	15

BT-EDR(2Mbps)

2441MHz

Hopping Ch Bandedge (Non-restricted Band)

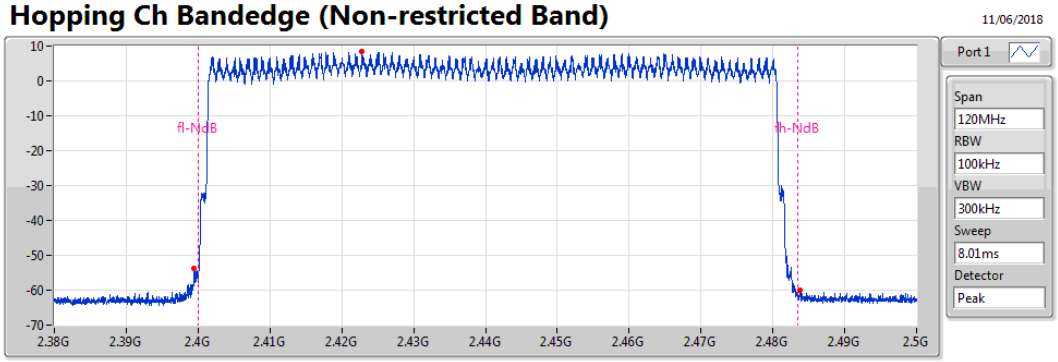

Limit(dBm)	Ref(Hz)	Ref(dBm)	BE-l(Hz)	BE-l(dBm)	BE-h(Hz)	BE-h(dBm)
-11.61	2.422825G	8.39	2.39944G	-53.64	2.4838G	-60.06

BT-EDR(2Mbps)

2441MHz

Hopping Ch Bandedge (Restricted Band)

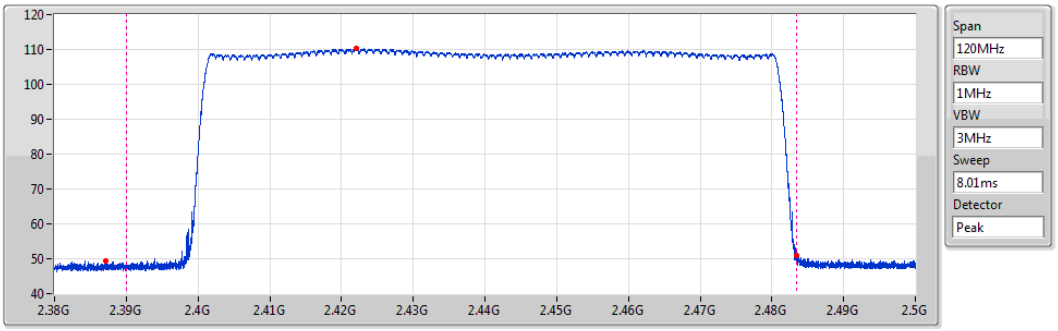

Ref(Hz)	Ref(dBuV/m)	BE-l(Hz)	PK(dBuV/m)	AV(dBuV/m)	BE-h(Hz)	PK(dBuV/m)	AV(dBuV/m)	LimPK(dBuV/	LimAV(dBuV/	Tx On(ms)	DCF(dB)
2.422105G	110.23	2.387065G	49.47	19.37	2.483515G	50.84	20.74	74	54	3.125	-30.1

BT-EDR(3Mbps) **Hopping Ch**

2441MHz

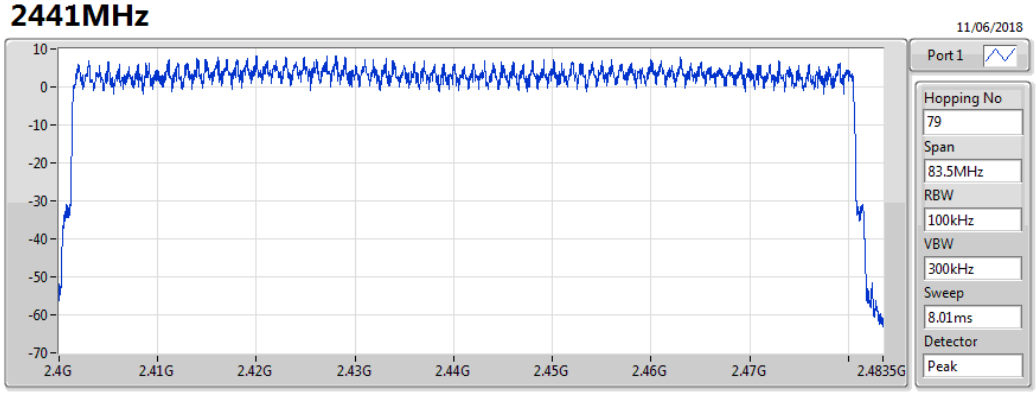

Hopping No	Limit
79	15

BT-EDR(3Mbps)

2441MHz

Hopping Ch Bandedge (Non-restricted Band)

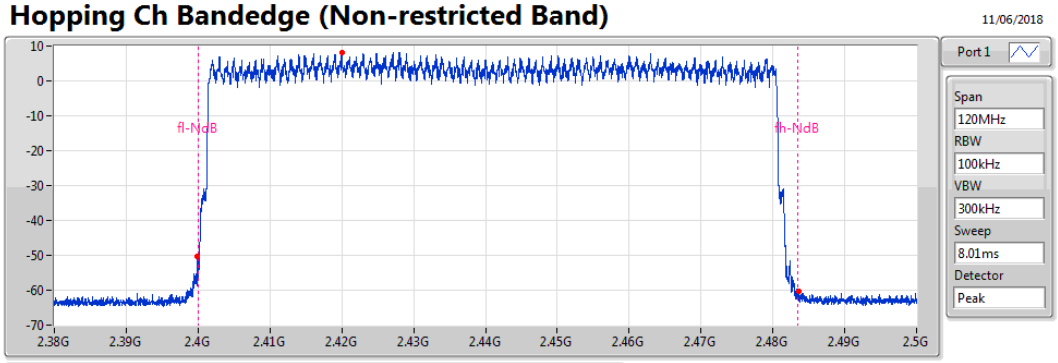

Limit(dBm)	Ref(Hz)	Ref(dBm)	BE-l(Hz)	BE-l(dBm)	BE-h(Hz)	BE-h(dBm)
-11.88	2.41999G	8.12	2.39992G	-50.21	2.483635G	-60.22

BT-EDR(3Mbps)

2441MHz

Hopping Ch Bandedge (Restricted Band)

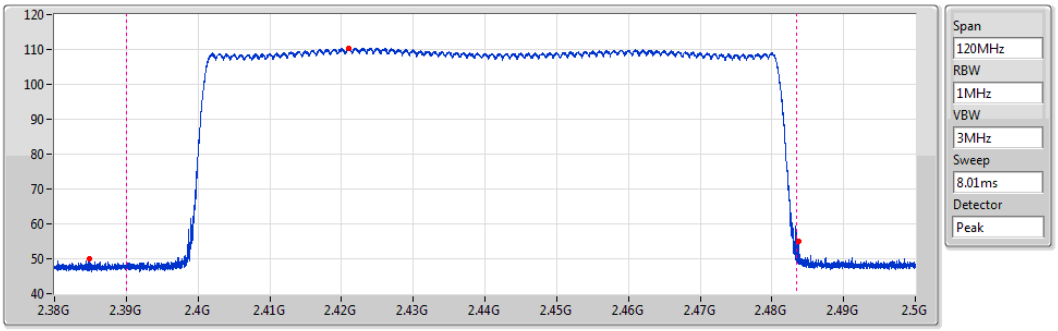

Ref(Hz)	Ref(dBuV/m)	BE-l(Hz)	PK(dBuV/m)	AV(dBuV/m)	BE-h(Hz)	PK(dBuV/m)	AV(dBuV/m)	LimPK(dBuV/	LimAV(dBuV/	Tx On(ms)	DCF(dB)
2.42101G	110.43	2.384845G	49.98	19.88	2.483725G	54.91	24.81	74	54	3.125	-30.1

Summary

Mode	Max-Dwell (s)
2.4-2.4835GHz	-
BT-BR(1Mbps)	308.074m
BT-EDR(2Mbps)	308.3938m
BT-EDR(3Mbps)	308.607m

Result

Mode	Result	Period (s)	Dwell (s)	Limit (s)	Tx On (s)
BT-BR(1Mbps)	-	-	-	-	-
2441MHz_TnomVnom	Pass	31.6	308.074m	400m	2.89m
BT-EDR(2Mbps)	-	-	-	-	-
2441MHz_TnomVnom	Pass	31.6	308.3938m	400m	2.893m
BT-EDR(3Mbps)	-	-	-	-	-
2441MHz_TnomVnom	Pass	31.6	308.607m	400m	2.895m

BT-BR(1Mbps) **Dwell**

2441MHz

11/06/2018

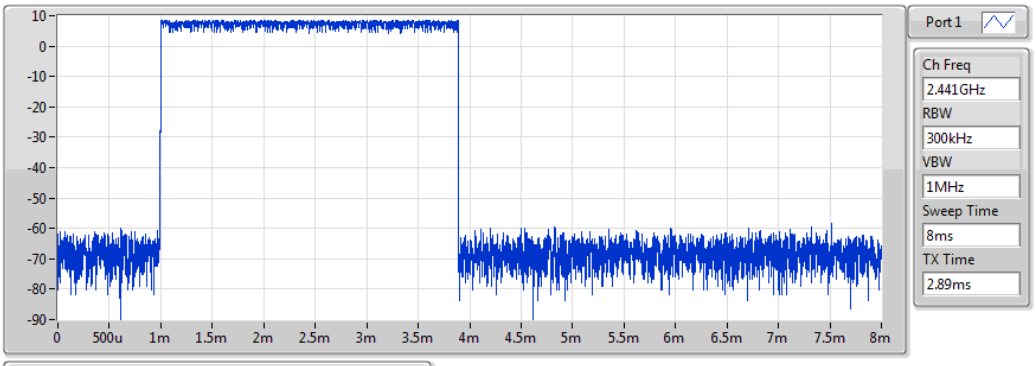

Period(s)	Dwell(s)	Limit(s)	Tx On(s)
31.6	308.074m	400m	2.89m

BT-EDR(2Mbps) **Dwell**

2441MHz

11/06/2018

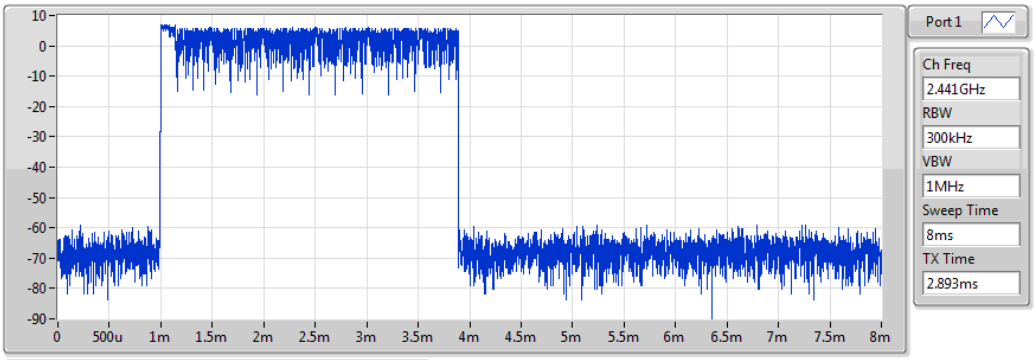

Period(s)	Dwell(s)	Limit(s)	Tx On(s)
31.6	308.3938m	400m	2.893m

BT-EDR(3Mbps) **Dwell**

2441MHz

11/06/2018

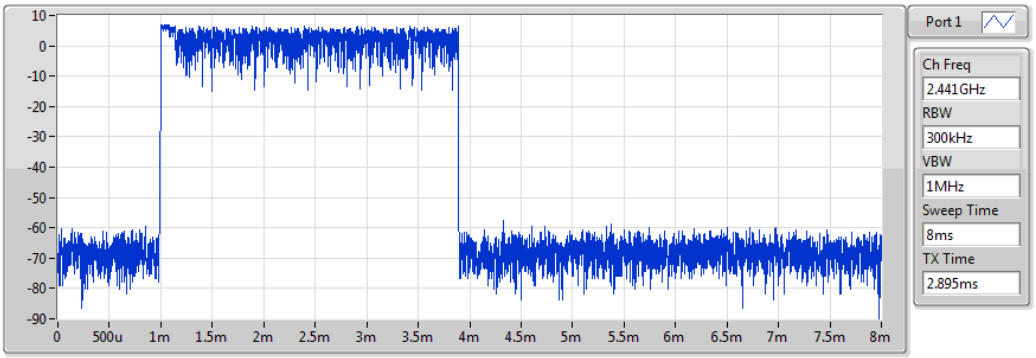

Period(s)	Dwell(s)	Limit(s)	Tx On(s)
31.6	308.607m	400m	2.895m

Summary

Mode	Result	Ref (Hz)	Ref (dBm)	Limit (dBm)	Freq (Hz)	Level (dBm)	Freq (Hz)	Level (dBm)	Freq (Hz)	Level (dBm)	Freq (Hz)	Level (dBm)	Port
2.4-2.4835GHz	-	-	-	-	-	-	-	-	-	-	-	-	-
BT-BR(1Mbps)	Pass	2.441082G	7.69	-12.31	147.216M	-37.28	2.398636G	-62.39	2.484736G	-61.50	24.442766G	-52.62	1
BT-EDR(2Mbps)	Pass	2.402004G	4.31	-15.69	147.216M	-37.26	2.399976G	-49.18	2.484532G	-61.99	24.648211G	-52.73	1
BT-EDR(3Mbps)	Pass	2.440915G	4.73	-15.27	147.216M	-37.30	2.399708G	-61.61	2.483992G	-61.59	24.642582G	-53.05	1

Result

Mode	Result	Ref (Hz)	Ref (dBm)	Limit (dBm)	Freq (Hz)	Level (dBm)	Freq (Hz)	Level (dBm)	Freq (Hz)	Level (dBm)	Freq (Hz)	Level (dBm)	Port
BT-BR(1Mbps)	-	-	-	-	-	-	-	-	-	-	-	-	-
2402MHz_TnomVnom	Pass	2.401837G	7.77	-12.23	147.216M	-37.42	2.399976G	-46.73	2.483548G	-61.97	15.099249G	-52.42	1
2441MHz_TnomVnom	Pass	2.441082G	7.69	-12.31	147.216M	-37.28	2.398636G	-62.39	2.484736G	-61.50	24.442766G	-52.62	1
2480MHz_TnomVnom	Pass	2.479993G	7.53	-12.47	147.216M	-37.45	2.399272G	-61.90	2.483676G	-57.55	24.172592G	-52.22	1
BT-EDR(2Mbps)	-	-	-	-	-	-	-	-	-	-	-	-	-
2402MHz_TnomVnom	Pass	2.402004G	4.31	-15.69	147.216M	-37.26	2.399976G	-49.18	2.484532G	-61.99	24.648211G	-52.73	1
2441MHz_TnomVnom	Pass	2.440915G	4.84	-15.16	147.216M	-37.63	2.399048G	-61.91	2.485292G	-62.21	15.332837G	-52.10	1
2480MHz_TnomVnom	Pass	2.479993G	7.08	-12.92	147.216M	-37.28	2.398144G	-62.06	2.4837G	-57.29	15.076734G	-52.04	1
BT-EDR(3Mbps)	-	-	-	-	-	-	-	-	-	-	-	-	-
2402MHz_TnomVnom	Pass	2.401837G	5.07	-14.93	147.216M	-37.26	2.39994G	-49.22	2.48522G	-61.48	15.110506G	-52.67	1
2441MHz_TnomVnom	Pass	2.440915G	4.73	-15.27	147.216M	-37.30	2.399708G	-61.61	2.483992G	-61.59	24.642582G	-53.05	1
2480MHz_TnomVnom	Pass	2.48016G	4.84	-15.16	147.216M	-37.34	2.399832G	-61.19	2.483532G	-57.17	24.437138G	-52.33	1

BT-BR(1Mbps) **CSE NdB**

2402MHz

11/06/2018

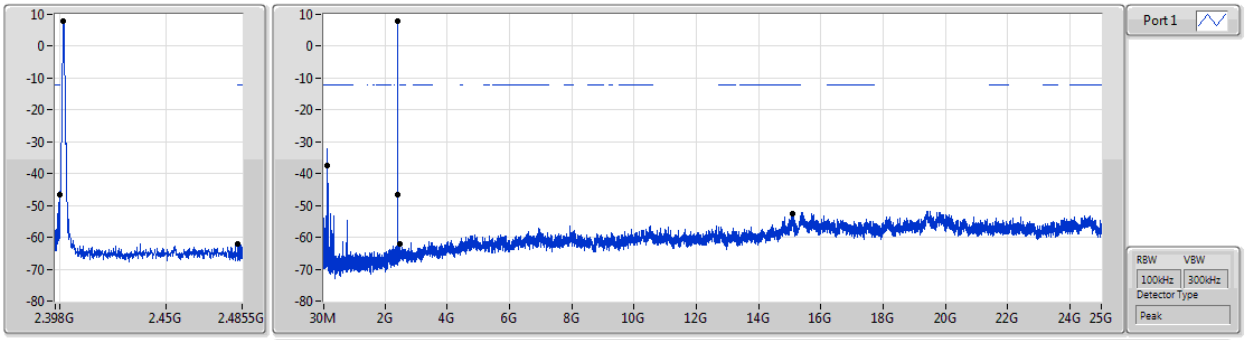

Ref(Hz)	Ref(dBm)	Limit(dBm)	Freq(Hz)	Level(dBm)	Freq(Hz)	Level(dBm)	Freq(Hz)	Level(dBm)	Freq(Hz)	Level(dBm)	Port
2.401837G	7.77	-12.23	147.216M	-37.42	2.399976G	-46.73	2.483548G	-61.97	15.099249G	-52.42	1

BT-BR(1Mbps) **CSE NdB**

2441MHz

11/06/2018

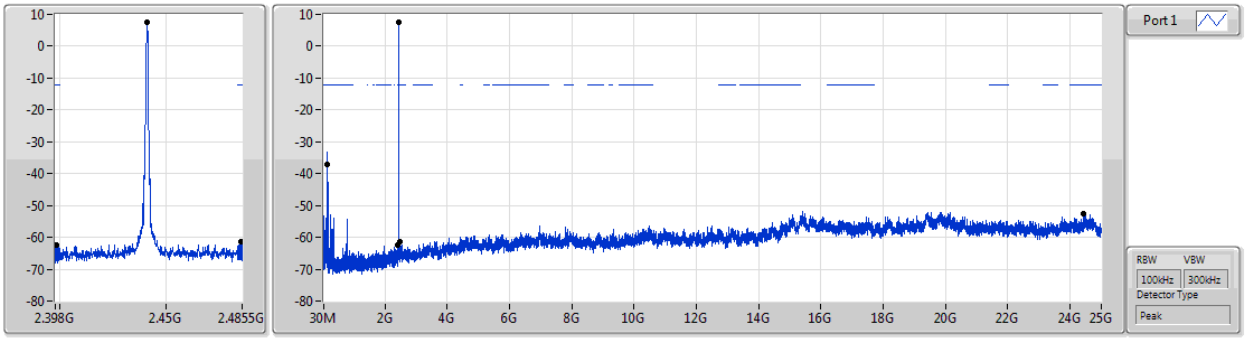

Ref(Hz)	Ref(dBm)	Limit(dBm)	Freq(Hz)	Level(dBm)	Freq(Hz)	Level(dBm)	Freq(Hz)	Level(dBm)	Freq(Hz)	Level(dBm)	Port
2.441082G	7.69	-12.31	147.216M	-37.28	2.398636G	-62.39	2.484736G	-61.50	24.442766G	-52.62	1

BT-BR(1Mbps) **CSE NdB**

2480MHz

11/06/2018

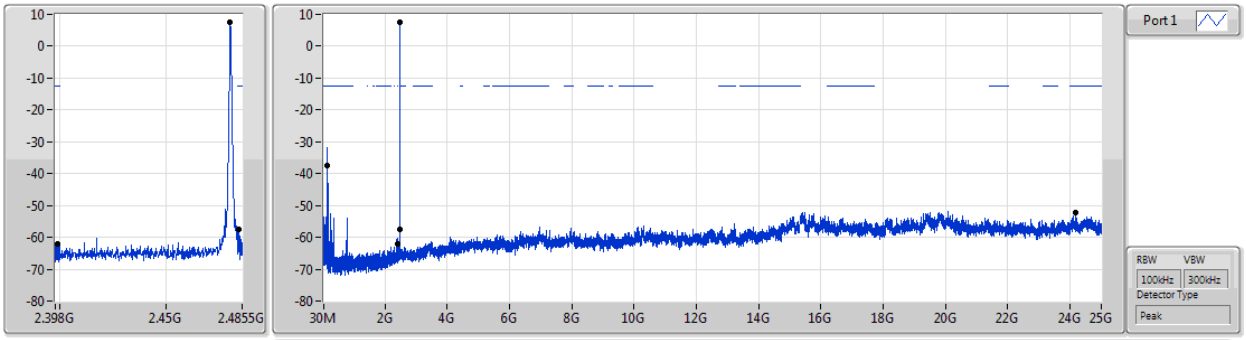

Ref(Hz)	Ref(dBm)	Limit(dBm)	Freq(Hz)	Level(dBm)	Freq(Hz)	Level(dBm)	Freq(Hz)	Level(dBm)	Freq(Hz)	Level(dBm)	Port
2.479993G	7.53	-12.47	147.216M	-37.45	2.399272G	-61.90	2.483676G	-57.55	24.172592G	-52.22	1

BT-EDR(2Mbps) **CSE NdB**

2402MHz

11/06/2018

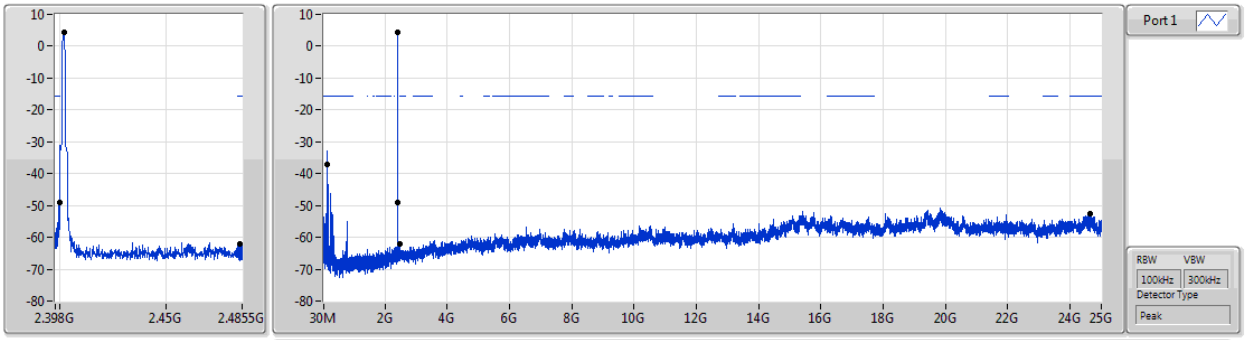

Ref(Hz)	Ref(dBm)	Limit(dBm)	Freq(Hz)	Level(dBm)	Freq(Hz)	Level(dBm)	Freq(Hz)	Level(dBm)	Freq(Hz)	Level(dBm)	Port
2.402004G	4.31	-15.69	147.216M	-37.26	2.399976G	-49.18	2.484532G	-61.99	24.648211G	-52.73	1

BT-EDR(2Mbps) **CSE NdB**

2441MHz

11/06/2018

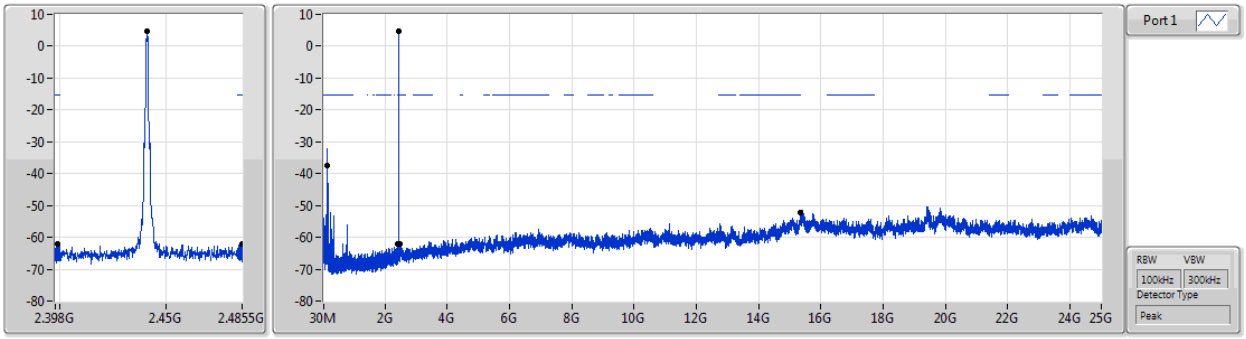

Ref(Hz)	Ref(dBm)	Limit(dBm)	Freq(Hz)	Level(dBm)	Freq(Hz)	Level(dBm)	Freq(Hz)	Level(dBm)	Freq(Hz)	Level(dBm)	Port
2.440915G	4.84	-15.16	147.216M	-37.63	2.399048G	-61.91	2.485292G	-62.21	15.332837G	-52.10	1

BT-EDR(2Mbps) **CSE NdB**

2480MHz

11/06/2018

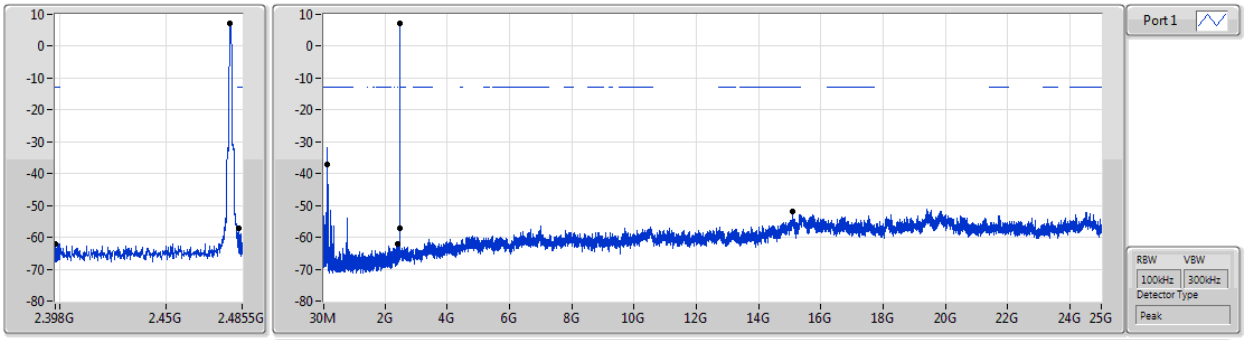

Ref(Hz)	Ref(dBm)	Limit(dBm)	Freq(Hz)	Level(dBm)	Freq(Hz)	Level(dBm)	Freq(Hz)	Level(dBm)	Freq(Hz)	Level(dBm)	Port
2.479993G	7.08	-12.92	147.216M	-37.28	2.398144G	-62.06	2.4837G	-57.29	15.076734G	-52.04	1

BT-EDR(3Mbps) **CSE NdB**

2402MHz

11/06/2018

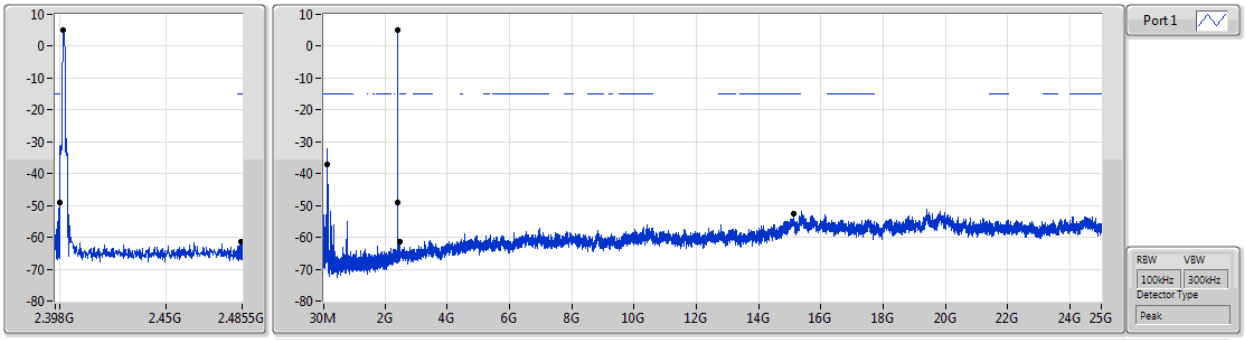

Ref(Hz)	Ref(dBm)	Limit(dBm)	Freq(Hz)	Level(dBm)	Freq(Hz)	Level(dBm)	Freq(Hz)	Level(dBm)	Freq(Hz)	Level(dBm)	Port
2.401837G	5.07	-14.93	147.216M	-37.26	2.39994G	-49.22	2.48522G	-61.48	15.110506G	-52.67	1

BT-EDR(3Mbps) **CSE NdB**

2441MHz

11/06/2018

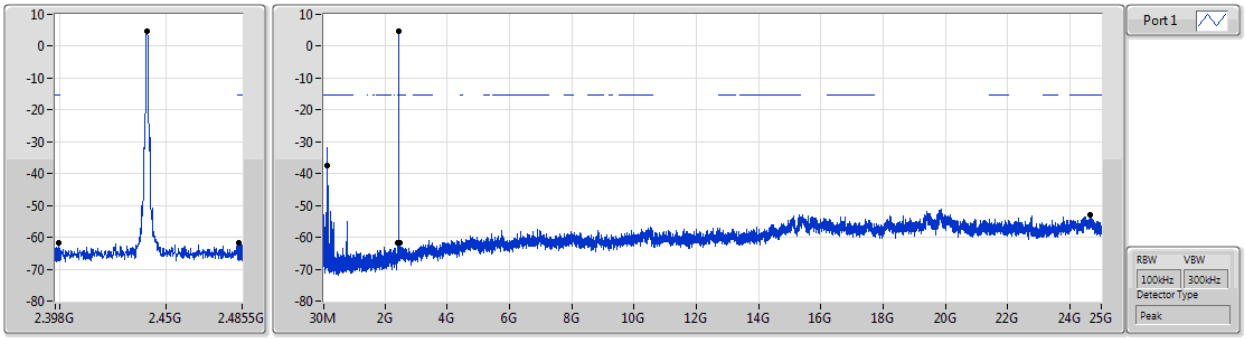

Ref(Hz)	Ref(dBm)	Limit(dBm)	Freq(Hz)	Level(dBm)	Freq(Hz)	Level(dBm)	Freq(Hz)	Level(dBm)	Freq(Hz)	Level(dBm)	Port
2.440915G	4.73	-15.27	147.216M	-37.30	2.399708G	-61.61	2.483992G	-61.59	24.642582G	-53.05	1

BT-EDR(3Mbps) **CSE NdB**

2480MHz

11/06/2018

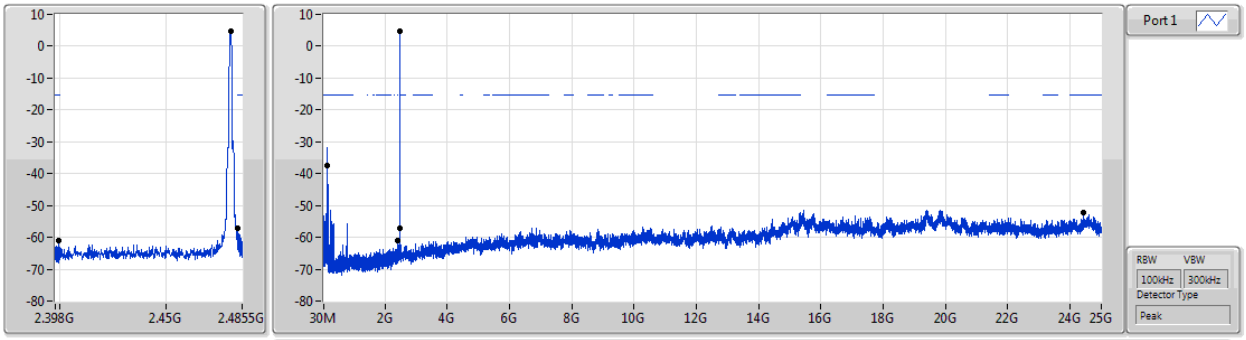

Ref(Hz)	Ref(dBm)	Limit(dBm)	Freq(Hz)	Level(dBm)	Freq(Hz)	Level(dBm)	Freq(Hz)	Level(dBm)	Freq(Hz)	Level(dBm)	Port
2.48016G	4.84	-15.16	147.216M	-37.34	2.399832G	-61.19	2.483532G	-57.17	24.437138G	-52.33	1

Summary

Mode	Result	Type	Freq (Hz)	Level (dBuV/m)	Limit (dBuV/m)	Margin (dB)	Factor (dB)	Dist (m)	Condition	Azimuth (°)	Height (m)	Comments
2.4-2.4835GHz	-	-	-	-	-	-	-	-	-	-	-	-
BT-BR(1Mbps)	Pass	PK	31.94M	36.89	40.00	-3.11	-14.36	3	Vertical	360	1.00	-

Result

Mode	Result	Type	Freq (Hz)	Level (dBuV/m)	Limit (dBuV/m)	Margin (dB)	Factor (dB)	Dist (m)	Condition	Azimuth (°)	Height (m)	Comments
BT-BR(1Mbps)	-	-	-	-	-	-	-	-	-	-	-	-
2441MHz	Pass	PK	31.94M	36.89	40.00	-3.11	-14.36	3	Vertical	360	1.00	-
2441MHz	Pass	PK	222.06M	30.93	46.00	-15.07	-20.68	3	Vertical	360	1.00	-
2441MHz	Pass	PK	284.14M	33.25	46.00	-12.75	-17.01	3	Vertical	360	1.00	-
2441MHz	Pass	PK	367.56M	23.29	46.00	-22.71	-15.04	3	Vertical	360	1.00	-
2441MHz	Pass	PK	526.64M	28.21	46.00	-17.79	-12.10	3	Vertical	360	1.00	-
2441MHz	Pass	PK	792.42M	30.77	46.00	-15.23	-8.12	3	Vertical	360	1.00	-
2441MHz	Pass	PK	97.9M	27.04	43.50	-16.46	-21.37	3	Horizontal	0	1.00	-
2441MHz	Pass	PK	249.22M	30.48	46.00	-15.52	-17.26	3	Horizontal	0	1.00	-
2441MHz	Pass	PK	291.9M	38.28	46.00	-7.72	-16.84	3	Horizontal	0	1.00	-
2441MHz	Pass	PK	330.7M	24.75	46.00	-21.25	-16.06	3	Horizontal	0	1.00	-
2441MHz	Pass	PK	728.4M	29.42	46.00	-16.58	-8.93	3	Horizontal	0	1.00	-
2441MHz	Pass	PK	953.44M	36.41	46.00	-9.59	-4.71	3	Horizontal	0	1.00	-

BT-BR(1Mbps)

2441MHz_PoE

16/06/2018

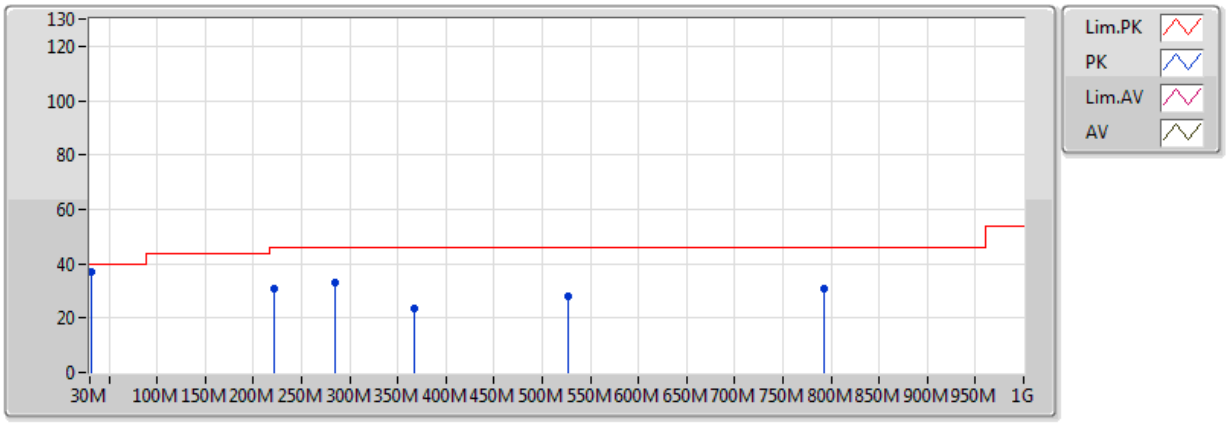

Type	Freq	Level	Limit	Margin	Factor	Dist	Condition	Azimuth	Height	Comments
	(Hz)	(dBuV/m)	(dBuV/m)	(dB)	(dB)	(m)		(°)	(m)	
PK	31.94M	36.89	40.00	-3.11	-14.36	3	Vertical	360	1.00	-
PK	222.06M	30.93	46.00	-15.07	-20.68	3	Vertical	360	1.00	-
PK	284.14M	33.25	46.00	-12.75	-17.01	3	Vertical	360	1.00	-
PK	367.56M	23.29	46.00	-22.71	-15.04	3	Vertical	360	1.00	-
PK	526.64M	28.21	46.00	-17.79	-12.10	3	Vertical	360	1.00	-
PK	792.42M	30.77	46.00	-15.23	-8.12	3	Vertical	360	1.00	-

BT-BR(1Mbps)

2441MHz_PoE

16/06/2018

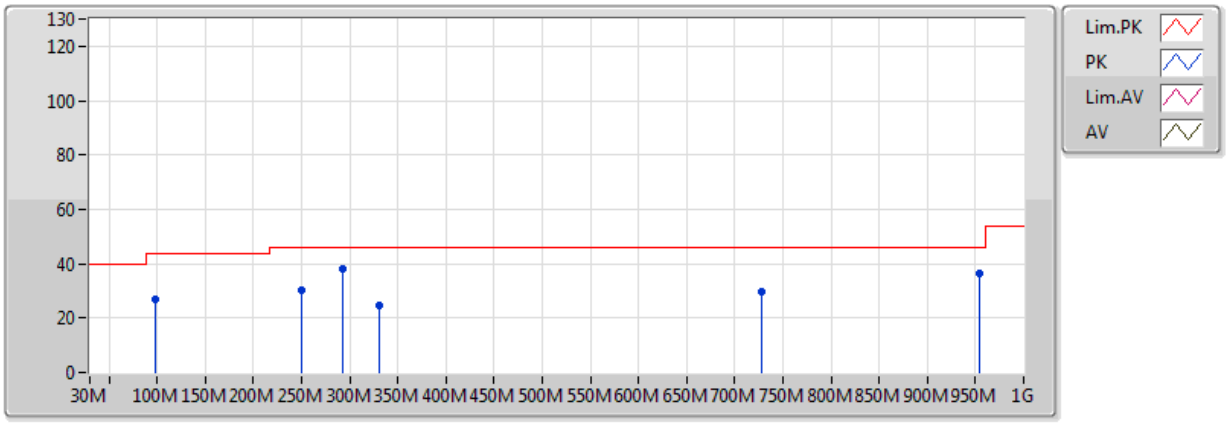

Type	Freq	Level	Limit	Margin	Factor	Dist	Condition	Azimuth	Height	Comments
	(Hz)	(dBuV/m)	(dBuV/m)	(dB)	(dB)	(m)		(°)	(m)	
PK	97.9M	27.04	43.50	-16.46	-21.37	3	Horizontal	0	1.00	-
PK	249.22M	30.48	46.00	-15.52	-17.26	3	Horizontal	0	1.00	-
PK	291.9M	38.28	46.00	-7.72	-16.84	3	Horizontal	0	1.00	-
PK	330.7M	24.75	46.00	-21.25	-16.06	3	Horizontal	0	1.00	-
PK	728.4M	29.42	46.00	-16.58	-8.93	3	Horizontal	0	1.00	-
PK	953.44M	36.41	46.00	-9.59	-4.71	3	Horizontal	0	1.00	-

Summary

Mode	Result	Type	Freq (Hz)	Level (dBuV/m)	Limit (dBuV/m)	Margin (dB)	Factor (dB)	Dist (m)	Condition	Azimuth (°)	Height (m)	Comments
2.4-2.4835GHz	-	-	-	-	-	-	-	-	-	-	-	-
BT-BR(1Mbps)	Pass	AV	2.483502G	43.31	54.00	-10.69	31.11	3	Vertical	313	2.85	-
BT-EDR(2Mbps)	Pass	AV	2.4854G	43.31	54.00	-10.69	31.12	3	Vertical	312	2.83	-
BT-EDR(3Mbps)	Pass	AV	2.483502G	43.31	54.00	-10.69	31.11	3	Vertical	314	2.98	-

Result

Mode	Result	Type	Freq (Hz)	Level (dBuV/m)	Limit (dBuV/m)	Margin (dB)	Factor (dB)	Dist (m)	Condition	Azimuth (°)	Height (m)	Comments
BT-BR(1Mbps)	-	-	-	-	-	-	-	-	-	-	-	-
2402MHz	Pass	AV	2.3842G	42.49	54.00	-11.51	30.76	3	Vertical	332	2.99	-
2402MHz	Pass	AV	2.402G	101.46	Inf	-Inf	30.82	3	Vertical	332	2.99	-
2402MHz	Pass	PK	2.3654G	56.24	74.00	-17.76	30.69	3	Vertical	332	2.99	-
2402MHz	Pass	PK	2.4018G	102.15	Inf	-Inf	30.82	3	Vertical	332	2.99	-
2402MHz	Pass	AV	2.3858G	42.39	54.00	-11.61	30.76	3	Horizontal	5	2.90	-
2402MHz	Pass	AV	2.402G	99.18	Inf	-Inf	30.82	3	Horizontal	5	2.90	-
2402MHz	Pass	PK	2.3646G	55.69	74.00	-18.31	30.69	3	Horizontal	5	2.90	-
2402MHz	Pass	PK	2.4018G	99.87	Inf	-Inf	30.82	3	Horizontal	5	2.90	-
2402MHz	Pass	AV	4.80595G	31.64	54.00	-22.36	2.08	3	Vertical	72	2.38	-
2402MHz	Pass	PK	4.80631G	44.99	74.00	-29.01	2.09	3	Vertical	72	2.38	-
2402MHz	Pass	AV	4.80557G	32.54	54.00	-21.46	2.08	3	Horizontal	132	1.77	-
2402MHz	Pass	PK	4.80557G	45.94	74.00	-28.06	2.08	3	Horizontal	132	1.77	-
2441MHz	Pass	AV	2.375G	42.36	54.00	-11.64	30.72	3	Vertical	329	3.09	-
2441MHz	Pass	AV	2.441G	103.67	Inf	-Inf	30.96	3	Vertical	329	3.09	-
2441MHz	Pass	AV	2.4954G	43.18	54.00	-10.82	31.16	3	Vertical	329	3.09	-
2441MHz	Pass	PK	2.3734G	55.61	74.00	-18.39	30.72	3	Vertical	329	3.09	-
2441MHz	Pass	PK	2.441G	104.53	Inf	-Inf	30.96	3	Vertical	329	3.09	-
2441MHz	Pass	PK	2.493G	56.71	74.00	-17.29	31.14	3	Vertical	329	3.09	-
2441MHz	Pass	AV	2.3814G	42.41	54.00	-11.59	30.75	3	Horizontal	14	3.15	-
2441MHz	Pass	AV	2.441G	101.62	Inf	-Inf	30.96	3	Horizontal	14	3.15	-
2441MHz	Pass	AV	2.4838G	43.17	54.00	-10.83	31.11	3	Horizontal	14	3.15	-
2441MHz	Pass	PK	2.3702G	56.33	74.00	-17.67	30.71	3	Horizontal	14	3.15	-
2441MHz	Pass	PK	2.441G	102.45	Inf	-Inf	30.96	3	Horizontal	14	3.15	-
2441MHz	Pass	PK	2.4966G	57.41	74.00	-16.59	31.16	3	Horizontal	14	3.15	-
2441MHz	Pass	AV	4.87959G	30.66	54.00	-23.34	2.27	3	Vertical	239	1.69	-
2441MHz	Pass	PK	4.88077G	43.53	74.00	-30.47	2.27	3	Vertical	239	1.69	-
2441MHz	Pass	AV	4.87998G	32.63	54.00	-21.37	2.27	3	Horizontal	281	2.01	-
2441MHz	Pass	PK	4.88001G	46.56	74.00	-27.44	2.27	3	Horizontal	281	2.01	-
2480MHz	Pass	AV	2.48G	101.81	Inf	-Inf	31.10	3	Vertical	313	2.85	-
2480MHz	Pass	AV	2.483502G	43.31	54.00	-10.69	31.11	3	Vertical	313	2.85	-
2480MHz	Pass	PK	2.4802G	102.52	Inf	-Inf	31.10	3	Vertical	313	2.85	-
2480MHz	Pass	PK	2.498G	56.28	74.00	-17.72	31.16	3	Vertical	313	2.85	-
2480MHz	Pass	AV	2.48G	99.82	Inf	-Inf	31.10	3	Horizontal	6	3.19	-
2480MHz	Pass	AV	2.4838G	43.26	54.00	-10.74	31.11	3	Horizontal	6	3.19	-
2480MHz	Pass	PK	2.4802G	100.58	Inf	-Inf	31.10	3	Horizontal	6	3.19	-
2480MHz	Pass	PK	2.4862G	56.40	74.00	-17.60	31.12	3	Horizontal	6	3.19	-
2480MHz	Pass	AV	4.95991G	31.31	54.00	-22.69	2.47	3	Vertical	81	1.30	-
2480MHz	Pass	PK	4.96011G	44.44	74.00	-29.56	2.47	3	Vertical	81	1.30	-
2480MHz	Pass	AV	4.95991G	32.90	54.00	-21.10	2.47	3	Horizontal	96	2.18	-
2480MHz	Pass	PK	4.96027G	45.55	74.00	-28.45	2.47	3	Horizontal	96	2.18	-
BT-EDR(2Mbps)	-	-	-	-	-	-	-	-	-	-	-	-
2402MHz	Pass	AV	2.3852G	42.44	54.00	-11.56	30.76	3	Vertical	327	3.01	-
2402MHz	Pass	AV	2.402G	97.38	Inf	-Inf	30.82	3	Vertical	327	3.01	-
2402MHz	Pass	PK	2.3554G	55.49	74.00	-18.51	30.66	3	Vertical	327	3.01	-
2402MHz	Pass	PK	2.4022G	101.24	Inf	-Inf	30.82	3	Vertical	327	3.01	-
2402MHz	Pass	AV	2.3798G	42.41	54.00	-11.59	30.74	3	Horizontal	356	2.90	-
2402MHz	Pass	AV	2.402G	95.11	Inf	-Inf	30.82	3	Horizontal	356	2.90	-

RSE TX above 1GHz Result

Mode	Result	Type	Freq (Hz)	Level (dBuV/m)	Limit (dBuV/m)	Margin (dB)	Factor (dB)	Dist (m)	Condition	Azimuth (°)	Height (m)	Comments
2402MHz	Pass	PK	2.3886G	56.03	74.00	-17.97	30.77	3	Horizontal	356	2.90	-
2402MHz	Pass	PK	2.4022G	98.98	Inf	-Inf	30.82	3	Horizontal	356	2.90	-
2441MHz	Pass	AV	2.3746G	42.36	54.00	-11.64	30.72	3	Vertical	329	3.08	-
2441MHz	Pass	AV	2.441G	99.60	Inf	-Inf	30.96	3	Vertical	329	3.08	-
2441MHz	Pass	AV	2.499G	43.18	54.00	-10.82	31.17	3	Vertical	329	3.08	-
2441MHz	Pass	PK	2.3866G	56.11	74.00	-17.89	30.76	3	Vertical	329	3.08	-
2441MHz	Pass	PK	2.441G	103.57	Inf	-Inf	30.96	3	Vertical	329	3.08	-
2441MHz	Pass	PK	2.4974G	57.20	74.00	-16.80	31.16	3	Vertical	329	3.08	-
2441MHz	Pass	AV	2.3894G	42.37	54.00	-11.63	30.77	3	Horizontal	8	3.15	-
2441MHz	Pass	AV	2.441G	97.66	Inf	-Inf	30.96	3	Horizontal	8	3.15	-
2441MHz	Pass	AV	2.4874G	43.18	54.00	-10.82	31.12	3	Horizontal	8	3.15	-
2441MHz	Pass	PK	2.3478G	55.65	74.00	-18.35	30.62	3	Horizontal	8	3.15	-
2441MHz	Pass	PK	2.441G	101.54	Inf	-Inf	30.96	3	Horizontal	8	3.15	-
2441MHz	Pass	PK	2.487G	55.95	74.00	-18.05	31.12	3	Horizontal	8	3.15	-
2480MHz	Pass	AV	2.48G	97.57	Inf	-Inf	31.10	3	Vertical	312	2.83	-
2480MHz	Pass	AV	2.4854G	43.31	54.00	-10.69	31.12	3	Vertical	312	2.83	-
2480MHz	Pass	PK	2.4802G	101.47	Inf	-Inf	31.10	3	Vertical	312	2.83	-
2480MHz	Pass	PK	2.494G	56.72	74.00	-17.28	31.15	3	Vertical	312	2.83	-
2480MHz	Pass	AV	2.48G	95.78	Inf	-Inf	31.10	3	Horizontal	7	3.17	-
2480MHz	Pass	AV	2.4942G	43.25	54.00	-10.75	31.15	3	Horizontal	7	3.17	-
2480MHz	Pass	PK	2.4802G	99.67	Inf	-Inf	31.10	3	Horizontal	7	3.17	-
2480MHz	Pass	PK	2.4972G	56.33	74.00	-17.67	31.16	3	Horizontal	7	3.17	-
BT-EDR(3Mbps)	-	-	-	-	-	-	-	-	-	-	-	-
2402MHz	Pass	AV	2.389G	42.42	54.00	-11.58	30.77	3	Vertical	323	2.99	-
2402MHz	Pass	AV	2.402G	97.22	Inf	-Inf	30.82	3	Vertical	323	2.99	-
2402MHz	Pass	PK	2.376G	57.01	74.00	-16.99	30.72	3	Vertical	323	2.99	-
2402MHz	Pass	PK	2.402G	101.21	Inf	-Inf	30.82	3	Vertical	323	2.99	-
2402MHz	Pass	AV	2.389G	42.46	54.00	-11.54	30.77	3	Horizontal	353	2.90	-
2402MHz	Pass	AV	2.402G	94.92	Inf	-Inf	30.82	3	Horizontal	353	2.90	-
2402MHz	Pass	PK	2.3792G	55.71	74.00	-18.29	30.74	3	Horizontal	353	2.90	-
2402MHz	Pass	PK	2.402G	98.90	Inf	-Inf	30.82	3	Horizontal	353	2.90	-
2441MHz	Pass	AV	2.3874G	42.32	54.00	-11.68	30.76	3	Vertical	316	3.10	-
2441MHz	Pass	AV	2.441G	99.47	Inf	-Inf	30.96	3	Vertical	316	3.10	-
2441MHz	Pass	AV	2.4962G	43.18	54.00	-10.82	31.16	3	Vertical	316	3.10	-
2441MHz	Pass	PK	2.3898G	55.27	74.00	-18.73	30.77	3	Vertical	316	3.10	-
2441MHz	Pass	PK	2.441G	103.61	Inf	-Inf	30.96	3	Vertical	316	3.10	-
2441MHz	Pass	PK	2.4958G	56.44	74.00	-17.56	31.16	3	Vertical	316	3.10	-
2441MHz	Pass	AV	2.3846G	42.39	54.00	-11.61	30.76	3	Horizontal	358	3.15	-
2441MHz	Pass	AV	2.441G	97.45	Inf	-Inf	30.96	3	Horizontal	358	3.15	-
2441MHz	Pass	AV	2.4982G	43.16	54.00	-10.84	31.16	3	Horizontal	358	3.15	-
2441MHz	Pass	PK	2.361G	56.07	74.00	-17.93	30.67	3	Horizontal	358	3.15	-
2441MHz	Pass	PK	2.441G	101.50	Inf	-Inf	30.96	3	Horizontal	358	3.15	-
2441MHz	Pass	PK	2.4946G	56.66	74.00	-17.34	31.15	3	Horizontal	358	3.15	-
2480MHz	Pass	AV	2.48G	97.48	Inf	-Inf	31.10	3	Vertical	314	2.98	-
2480MHz	Pass	AV	2.483502G	43.31	54.00	-10.69	31.11	3	Vertical	314	2.98	-
2480MHz	Pass	PK	2.48G	101.49	Inf	-Inf	31.10	3	Vertical	314	2.98	-
2480MHz	Pass	PK	2.4896G	56.69	74.00	-17.31	31.13	3	Vertical	314	2.98	-
2480MHz	Pass	AV	2.48G	95.68	Inf	-Inf	31.10	3	Horizontal	356	3.17	-
2480MHz	Pass	AV	2.4862G	43.22	54.00	-10.78	31.12	3	Horizontal	356	3.17	-

Mode	Result	Type	Freq (Hz)	Level (dBuV/m)	Limit (dBuV/m)	Margin (dB)	Factor (dB)	Dist (m)	Condition	Azimuth (°)	Height (m)	Comments
2480MHz	Pass	PK	2.48G	99.68	Inf	-Inf	31.10	3	Horizontal	356	3.17	-
2480MHz	Pass	PK	2.491G	56.15	74.00	-17.85	31.13	3	Horizontal	356	3.17	-

BT-BR(1Mbps)

2402MHz_TX

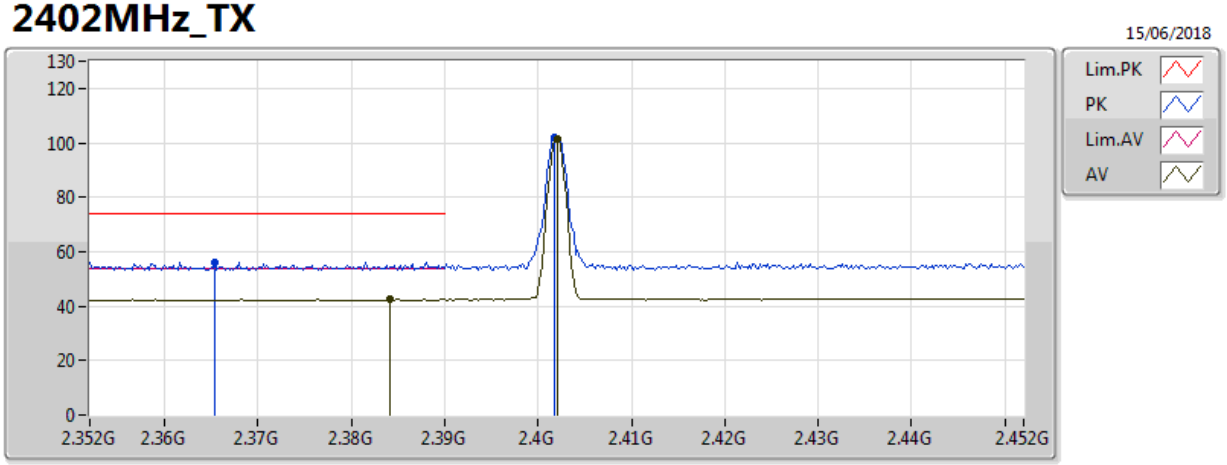

Type	Freq	Level	Limit	Margin	Factor	Dist	Condition	Azimuth	Height	Comments
	(Hz)	(dBuV/m)	(dBuV/m)	(dB)	(dB)	(m)		(°)	(m)	
AV	2.3842G	42.49	54.00	-11.51	30.76	3	Vertical	332	2.99	-
AV	2.402G	101.46	Inf	-Inf	30.82	3	Vertical	332	2.99	-
PK	2.3654G	56.24	74.00	-17.76	30.69	3	Vertical	332	2.99	-
PK	2.4018G	102.15	Inf	-Inf	30.82	3	Vertical	332	2.99	-

BT-BR(1Mbps)

2402MHz_TX

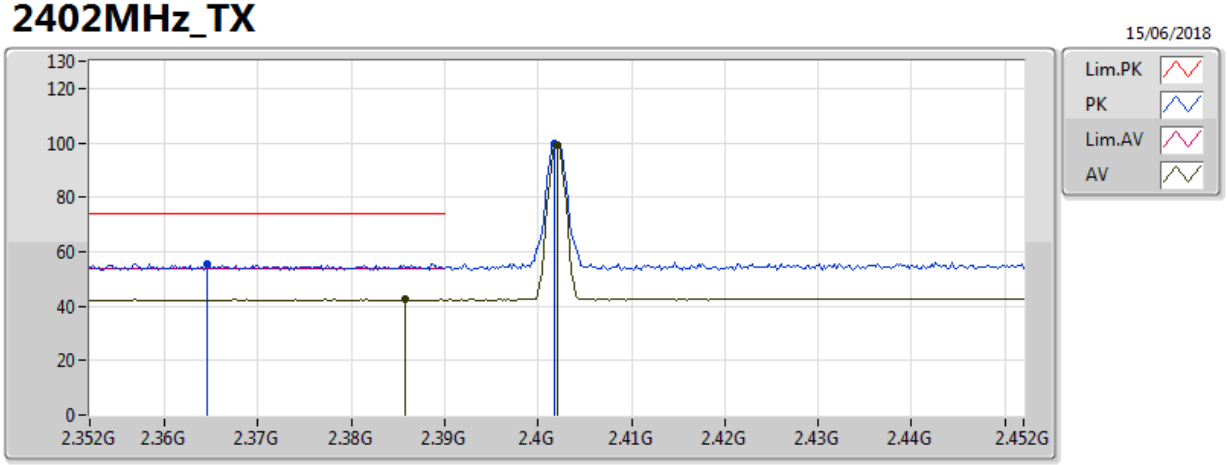

Type	Freq	Level	Limit	Margin	Factor	Dist	Condition	Azimuth	Height	Comments
	(Hz)	(dBuV/m)	(dBuV/m)	(dB)	(dB)	(m)		(°)	(m)	
AV	2.3858G	42.39	54.00	-11.61	30.76	3	Horizontal	5	2.90	-
AV	2.402G	99.18	Inf	-Inf	30.82	3	Horizontal	5	2.90	-
PK	2.3646G	55.69	74.00	-18.31	30.69	3	Horizontal	5	2.90	-
PK	2.4018G	99.87	Inf	-Inf	30.82	3	Horizontal	5	2.90	-

BT-BR(1Mbps)

2402MHz_TX

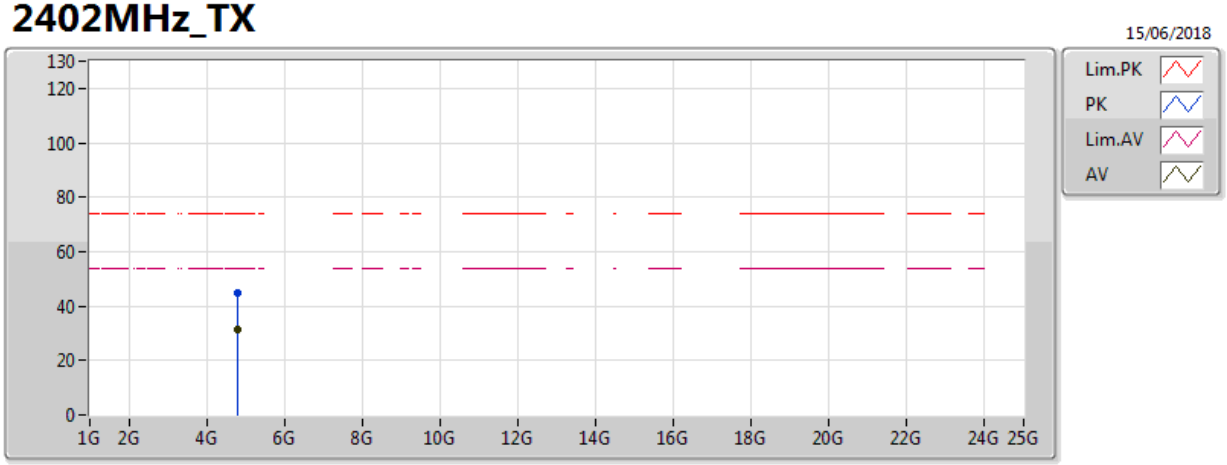

Type	Freq	Level	Limit	Margin	Factor	Dist	Condition	Azimuth	Height	Comments
	(Hz)	(dBuV/m)	(dBuV/m)	(dB)	(dB)	(m)		(°)	(m)	
AV	4.80595G	31.64	54.00	-22.36	2.08	3	Vertical	72	2.38	-
PK	4.80631G	44.99	74.00	-29.01	2.09	3	Vertical	72	2.38	-

BT-BR(1Mbps)

2402MHz_TX

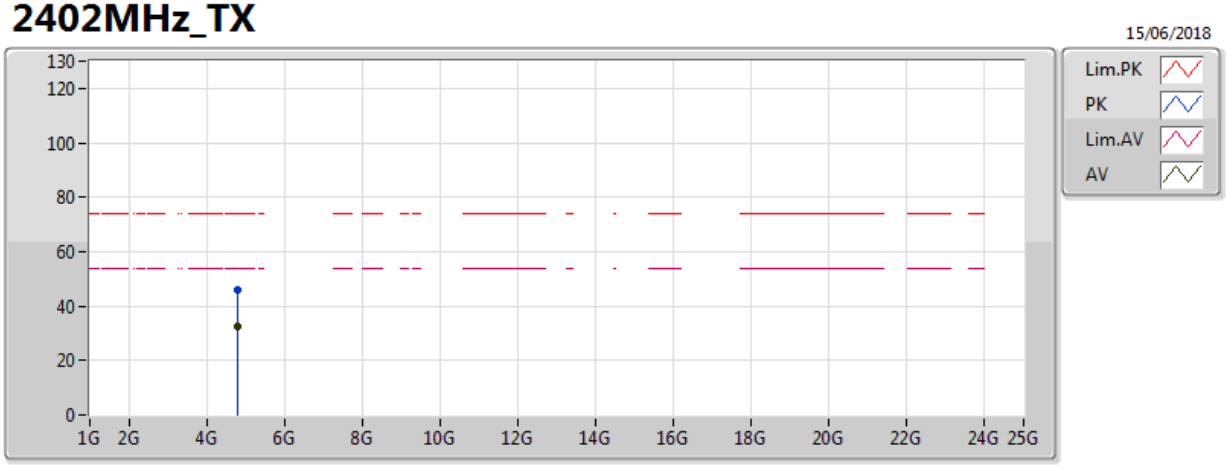

Type	Freq	Level	Limit	Margin	Factor	Dist	Condition	Azimuth	Height	Comments
	(Hz)	(dBuV/m)	(dBuV/m)	(dB)	(dB)	(m)		(°)	(m)	
AV	4.80557G	32.54	54.00	-21.46	2.08	3	Horizontal	132	1.77	-
PK	4.80557G	45.94	74.00	-28.06	2.08	3	Horizontal	132	1.77	-

BT-BR(1Mbps)

2441MHz_TX

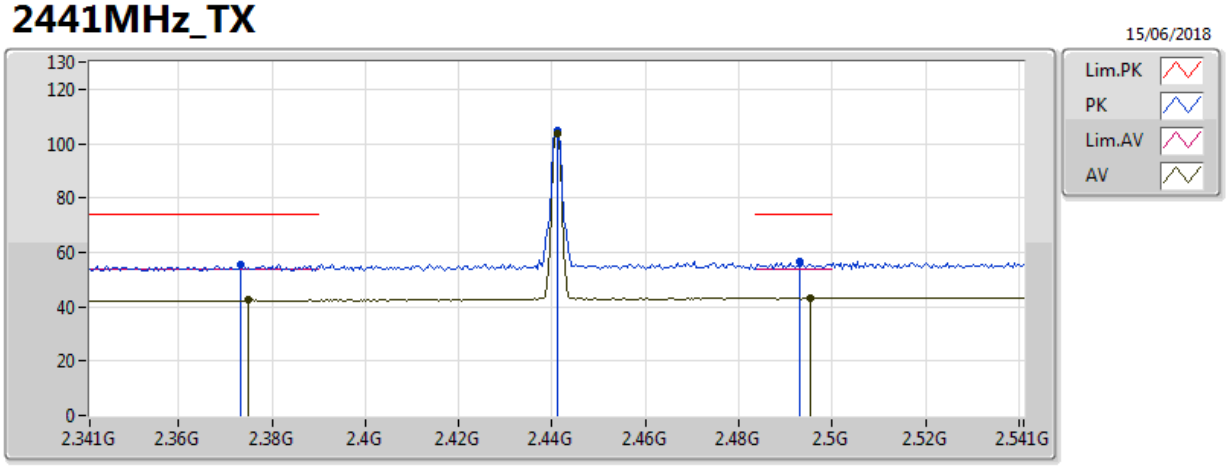

Type	Freq	Level	Limit	Margin	Factor	Dist	Condition	Azimuth	Height	Comments
	(Hz)	(dBuV/m)	(dBuV/m)	(dB)	(dB)	(m)		(°)	(m)	
AV	2.375G	42.36	54.00	-11.64	30.72	3	Vertical	329	3.09	-
AV	2.441G	103.67	Inf	-Inf	30.96	3	Vertical	329	3.09	-
AV	2.4954G	43.18	54.00	-10.82	31.16	3	Vertical	329	3.09	-
PK	2.3734G	55.61	74.00	-18.39	30.72	3	Vertical	329	3.09	-
PK	2.441G	104.53	Inf	-Inf	30.96	3	Vertical	329	3.09	-
PK	2.493G	56.71	74.00	-17.29	31.14	3	Vertical	329	3.09	-

BT-BR(1Mbps)

2441MHz_TX

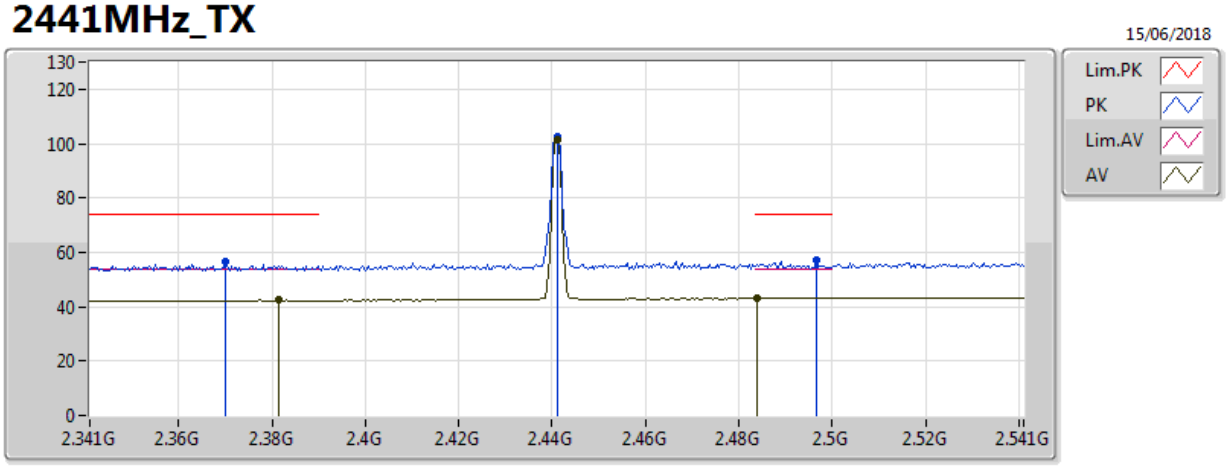

Type	Freq	Level	Limit	Margin	Factor	Dist	Condition	Azimuth	Height	Comments
	(Hz)	(dBuV/m)	(dBuV/m)	(dB)	(dB)	(m)		(°)	(m)	
AV	2.3814G	42.41	54.00	-11.59	30.75	3	Horizontal	14	3.15	-
AV	2.441G	101.62	Inf	-Inf	30.96	3	Horizontal	14	3.15	-
AV	2.4838G	43.17	54.00	-10.83	31.11	3	Horizontal	14	3.15	-
PK	2.3702G	56.33	74.00	-17.67	30.71	3	Horizontal	14	3.15	-
PK	2.441G	102.45	Inf	-Inf	30.96	3	Horizontal	14	3.15	-
PK	2.4966G	57.41	74.00	-16.59	31.16	3	Horizontal	14	3.15	-

BT-BR(1Mbps)

2441MHz_TX

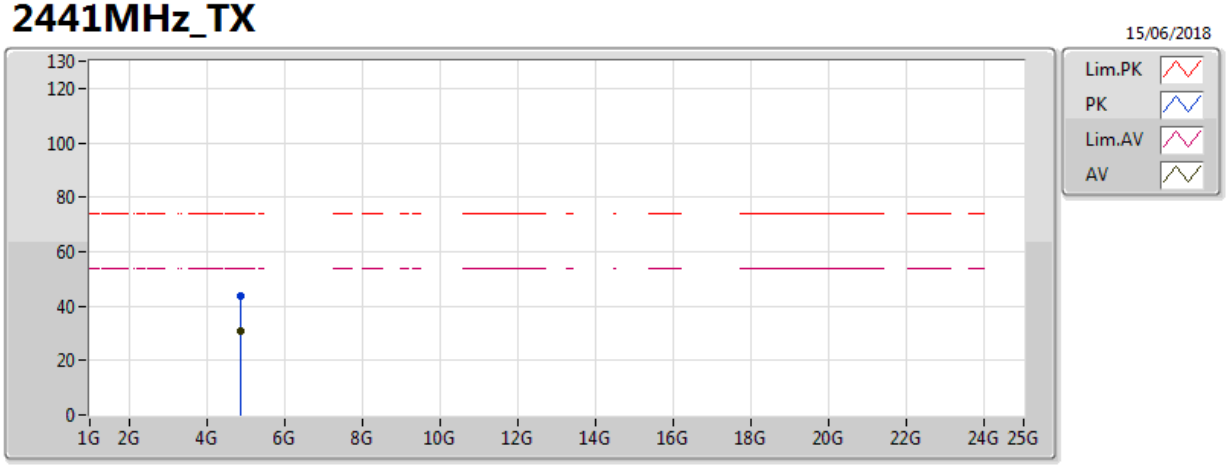

Type	Freq	Level	Limit	Margin	Factor	Dist	Condition	Azimuth	Height	Comments
	(Hz)	(dBuV/m)	(dBuV/m)	(dB)	(dB)	(m)		(°)	(m)	
AV	4.87959G	30.66	54.00	-23.34	2.27	3	Vertical	239	1.69	-
PK	4.88077G	43.53	74.00	-30.47	2.27	3	Vertical	239	1.69	-

BT-BR(1Mbps)

2441MHz_TX

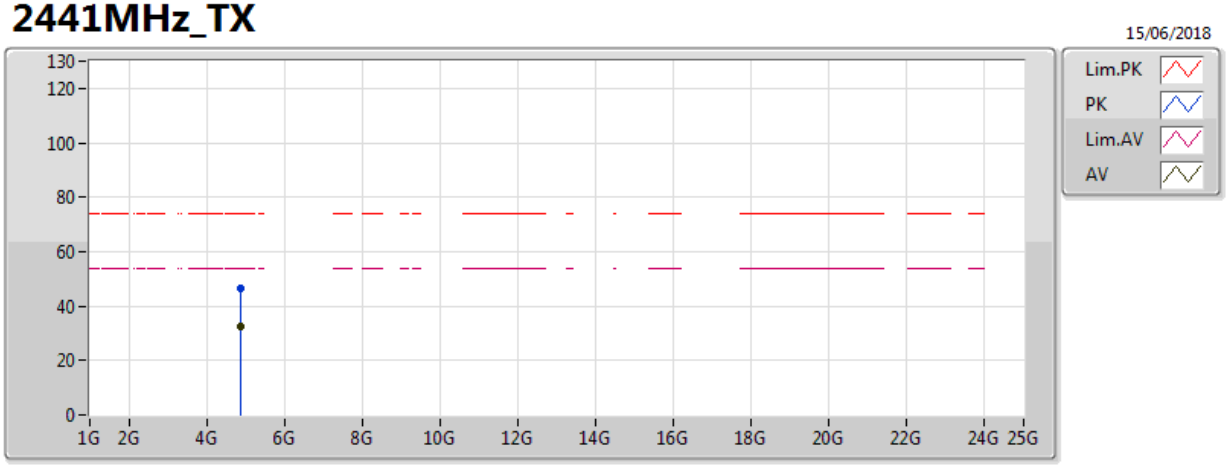

Type	Freq	Level	Limit	Margin	Factor	Dist	Condition	Azimuth	Height	Comments
	(Hz)	(dBuV/m)	(dBuV/m)	(dB)	(dB)	(m)		(°)	(m)	
AV	4.87998G	32.63	54.00	-21.37	2.27	3	Horizontal	281	2.01	-
PK	4.88001G	46.56	74.00	-27.44	2.27	3	Horizontal	281	2.01	-

BT-BR(1Mbps)

2480MHz_TX

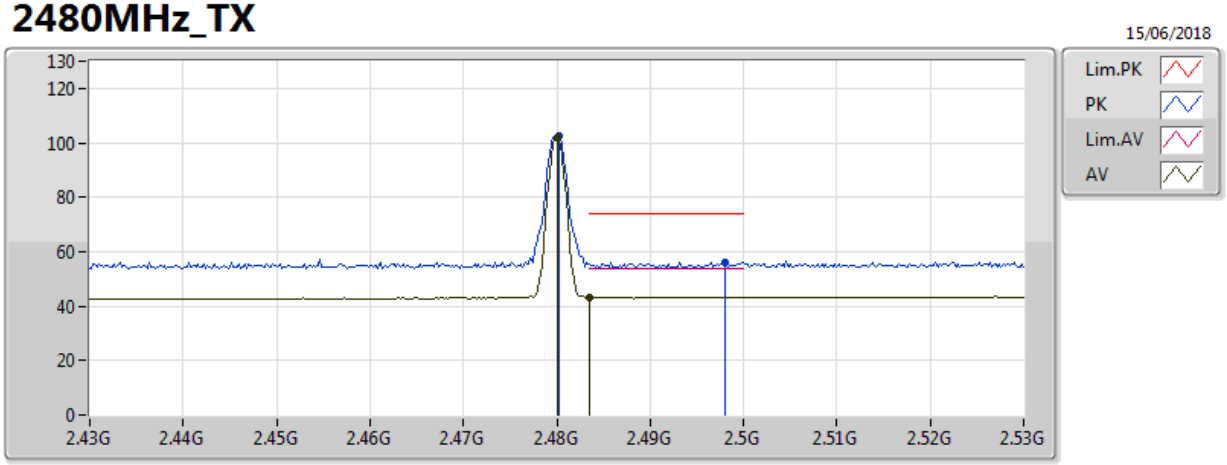

Type	Freq	Level	Limit	Margin	Factor	Dist	Condition	Azimuth	Height	Comments
	(Hz)	(dBuV/m)	(dBuV/m)	(dB)	(dB)	(m)		(°)	(m)	
AV	2.48G	101.81	Inf	-Inf	31.10	3	Vertical	313	2.85	-
AV	2.483502G	43.31	54.00	-10.69	31.11	3	Vertical	313	2.85	-
PK	2.4802G	102.52	Inf	-Inf	31.10	3	Vertical	313	2.85	-
PK	2.498G	56.28	74.00	-17.72	31.16	3	Vertical	313	2.85	-

BT-BR(1Mbps)

2480MHz_TX

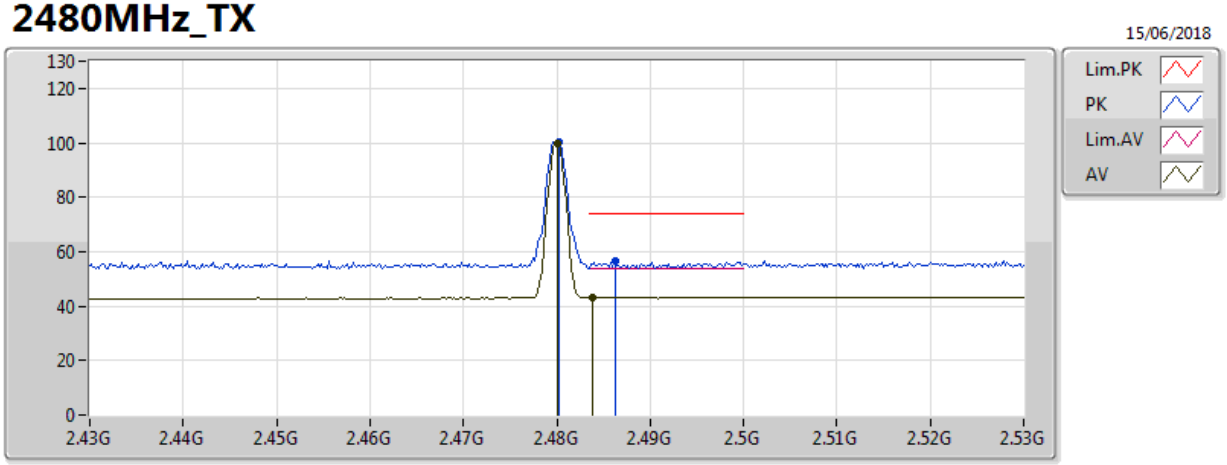

Type	Freq	Level	Limit	Margin	Factor	Dist	Condition	Azimuth	Height	Comments
	(Hz)	(dBuV/m)	(dBuV/m)	(dB)	(dB)	(m)		(°)	(m)	
AV	2.48G	99.82	Inf	-Inf	31.10	3	Horizontal	6	3.19	-
AV	2.4838G	43.26	54.00	-10.74	31.11	3	Horizontal	6	3.19	-
PK	2.4802G	100.58	Inf	-Inf	31.10	3	Horizontal	6	3.19	-
PK	2.4862G	56.40	74.00	-17.60	31.12	3	Horizontal	6	3.19	-

BT-BR(1Mbps)

2480MHz_TX

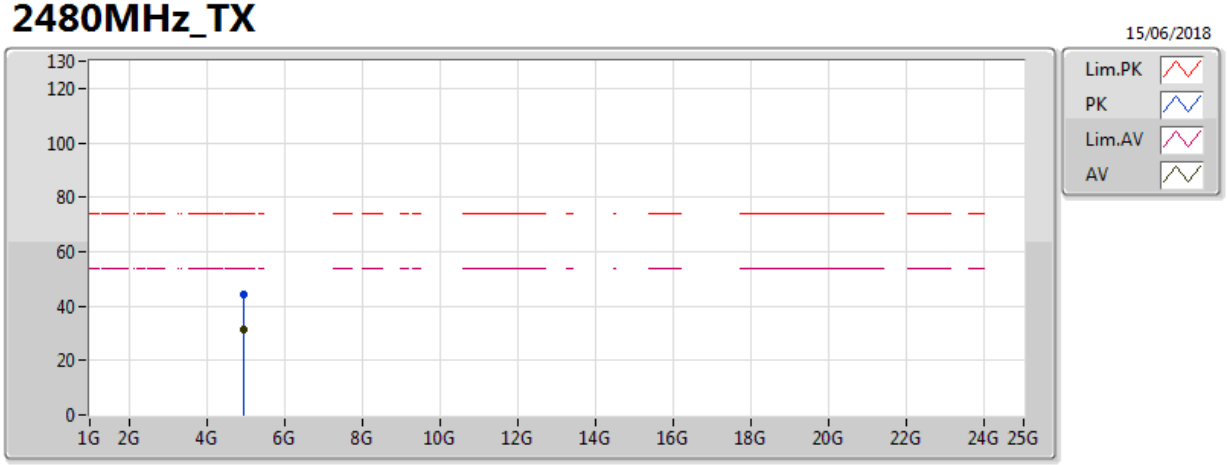

Type	Freq	Level	Limit	Margin	Factor	Dist	Condition	Azimuth	Height	Comments
	(Hz)	(dBuV/m)	(dBuV/m)	(dB)	(dB)	(m)		(°)	(m)	
AV	4.95991G	31.31	54.00	-22.69	2.47	3	Vertical	81	1.30	-
PK	4.96011G	44.44	74.00	-29.56	2.47	3	Vertical	81	1.30	-

BT-BR(1Mbps)

2480MHz_TX

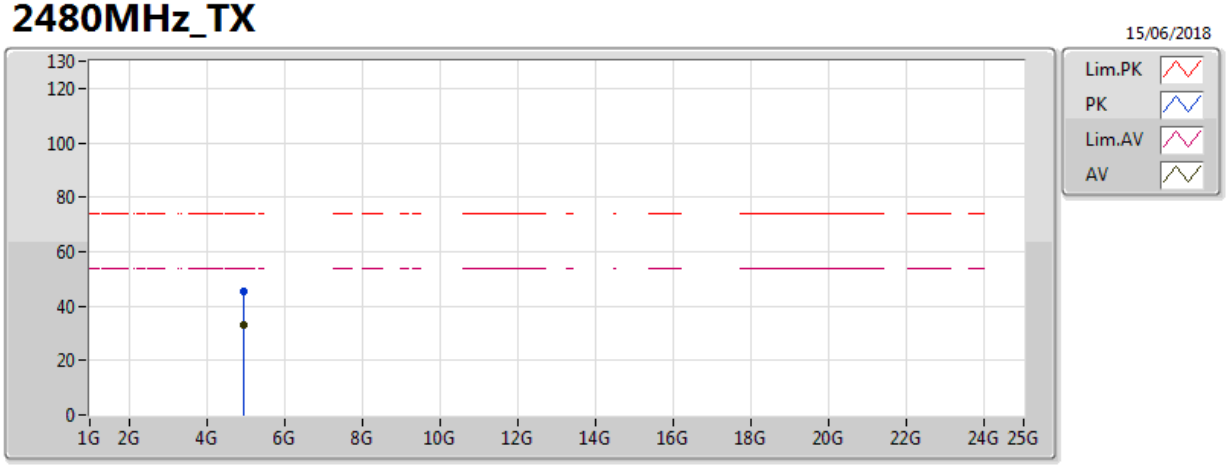

Type	Freq	Level	Limit	Margin	Factor	Dist	Condition	Azimuth	Height	Comments
	(Hz)	(dBuV/m)	(dBuV/m)	(dB)	(dB)	(m)		(°)	(m)	
AV	4.95991G	32.90	54.00	-21.10	2.47	3	Horizontal	96	2.18	-
PK	4.96027G	45.55	74.00	-28.45	2.47	3	Horizontal	96	2.18	-

BT-EDR(2Mbps)

2402MHz_TX

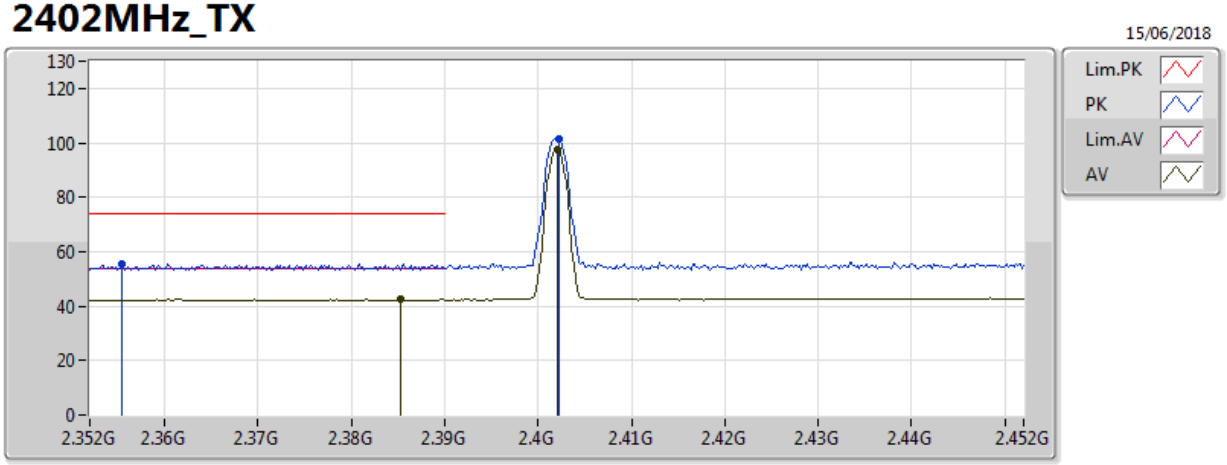

Type	Freq	Level	Limit	Margin	Factor	Dist	Condition	Azimuth	Height	Comments
	(Hz)	(dBuV/m)	(dBuV/m)	(dB)	(dB)	(m)		(°)	(m)	
AV	2.3852G	42.44	54.00	-11.56	30.76	3	Vertical	327	3.01	-
AV	2.402G	97.38	Inf	-Inf	30.82	3	Vertical	327	3.01	-
PK	2.3554G	55.49	74.00	-18.51	30.66	3	Vertical	327	3.01	-
PK	2.4022G	101.24	Inf	-Inf	30.82	3	Vertical	327	3.01	-

BT-EDR(2Mbps)

2402MHz_TX

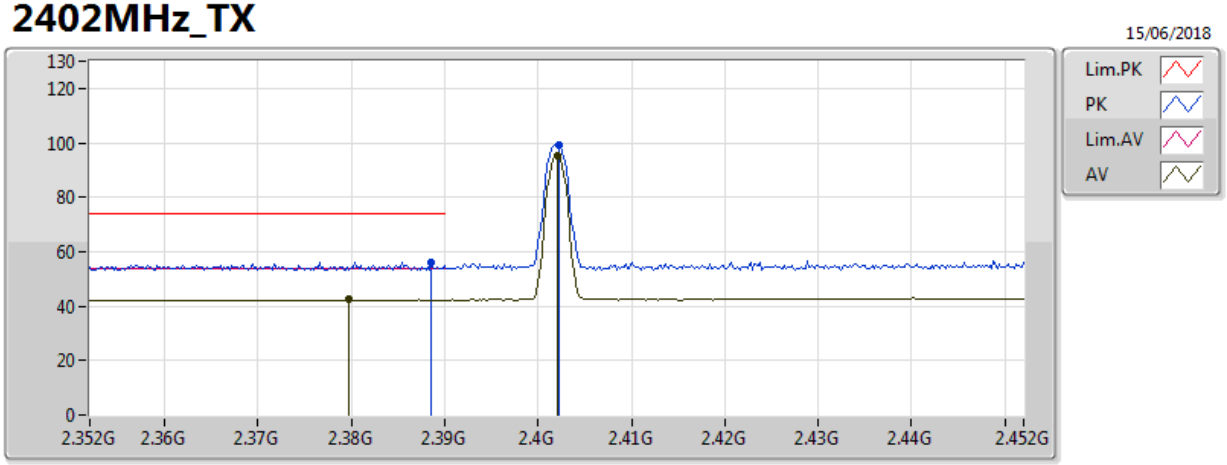

Type	Freq	Level	Limit	Margin	Factor	Dist	Condition	Azimuth	Height	Comments
	(Hz)	(dBuV/m)	(dBuV/m)	(dB)	(dB)	(m)		(°)	(m)	
AV	2.3798G	42.41	54.00	-11.59	30.74	3	Horizontal	356	2.90	-
AV	2.402G	95.11	Inf	-Inf	30.82	3	Horizontal	356	2.90	-
PK	2.3886G	56.03	74.00	-17.97	30.77	3	Horizontal	356	2.90	-
PK	2.4022G	98.98	Inf	-Inf	30.82	3	Horizontal	356	2.90	-

BT-EDR(2Mbps)

2441MHz_TX

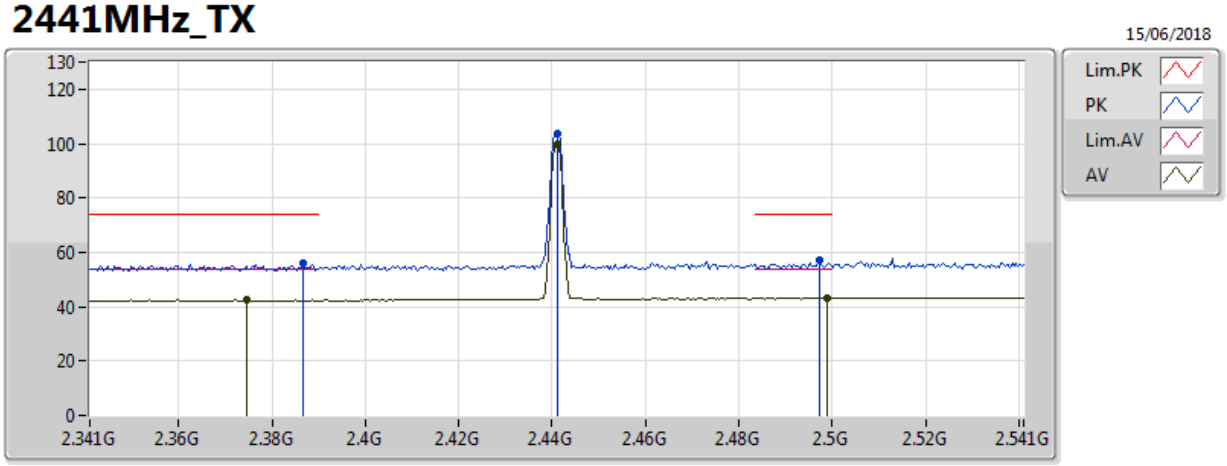

Type	Freq	Level	Limit	Margin	Factor	Dist	Condition	Azimuth	Height	Comments
	(Hz)	(dBuV/m)	(dBuV/m)	(dB)	(dB)	(m)		(°)	(m)	
AV	2.3746G	42.36	54.00	-11.64	30.72	3	Vertical	329	3.08	-
AV	2.441G	99.60	Inf	-Inf	30.96	3	Vertical	329	3.08	-
AV	2.499G	43.18	54.00	-10.82	31.17	3	Vertical	329	3.08	-
PK	2.3866G	56.11	74.00	-17.89	30.76	3	Vertical	329	3.08	-
PK	2.441G	103.57	Inf	-Inf	30.96	3	Vertical	329	3.08	-
PK	2.4974G	57.20	74.00	-16.80	31.16	3	Vertical	329	3.08	-

BT-EDR(2Mbps)

2441MHz_TX

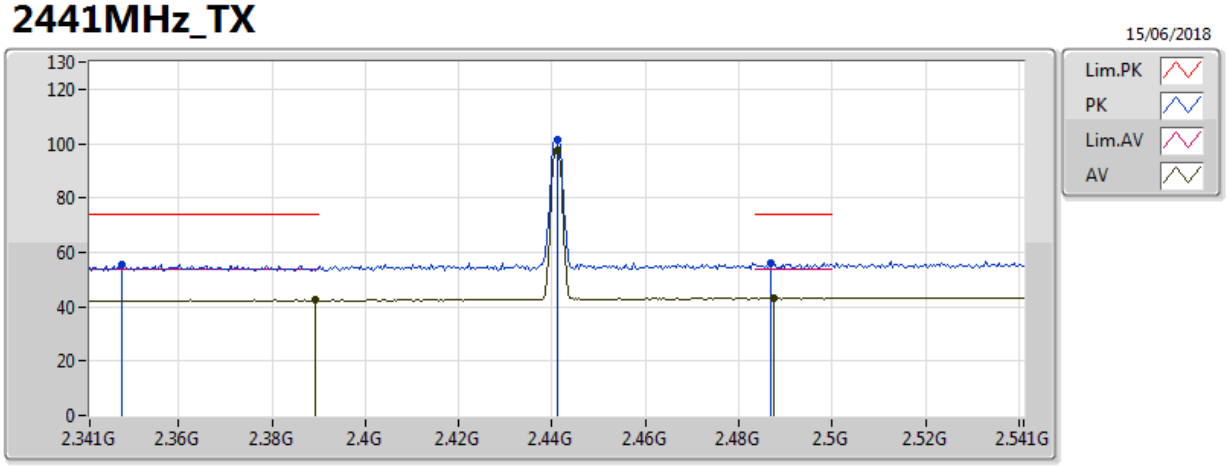

Type	Freq	Level	Limit	Margin	Factor	Dist	Condition	Azimuth	Height	Comments
	(Hz)	(dBuV/m)	(dBuV/m)	(dB)	(dB)	(m)		(°)	(m)	
AV	2.3894G	42.37	54.00	-11.63	30.77	3	Horizontal	8	3.15	-
AV	2.441G	97.66	Inf	-Inf	30.96	3	Horizontal	8	3.15	-
AV	2.4874G	43.18	54.00	-10.82	31.12	3	Horizontal	8	3.15	-
PK	2.3478G	55.65	74.00	-18.35	30.62	3	Horizontal	8	3.15	-
PK	2.441G	101.54	Inf	-Inf	30.96	3	Horizontal	8	3.15	-
PK	2.487G	55.95	74.00	-18.05	31.12	3	Horizontal	8	3.15	-

BT-EDR(2Mbps)

2480MHz_TX

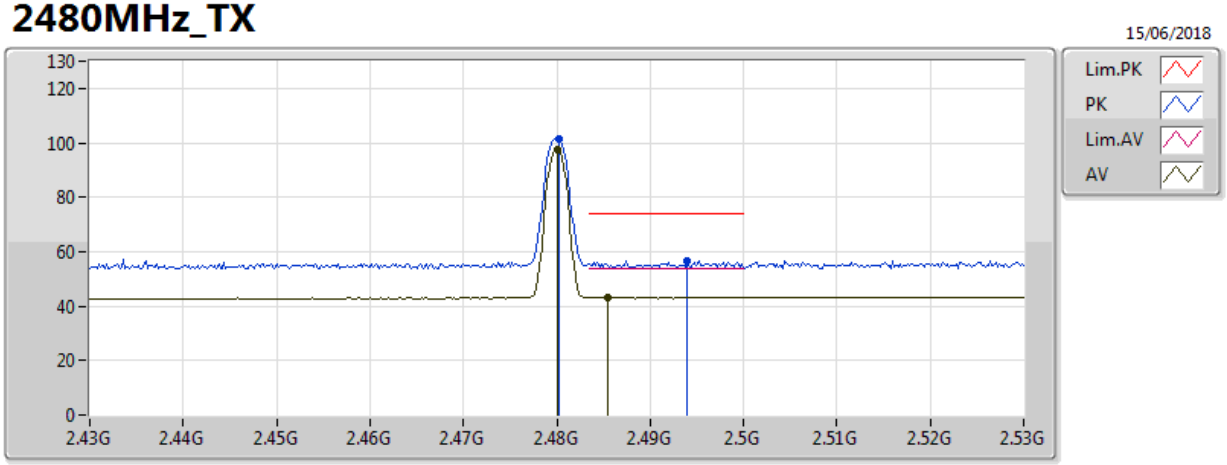

Type	Freq	Level	Limit	Margin	Factor	Dist	Condition	Azimuth	Height	Comments
	(Hz)	(dBuV/m)	(dBuV/m)	(dB)	(dB)	(m)		(°)	(m)	
AV	2.48G	97.57	Inf	-Inf	31.10	3	Vertical	312	2.83	-
AV	2.4854G	43.31	54.00	-10.69	31.12	3	Vertical	312	2.83	-
PK	2.4802G	101.47	Inf	-Inf	31.10	3	Vertical	312	2.83	-
PK	2.494G	56.72	74.00	-17.28	31.15	3	Vertical	312	2.83	-

BT-EDR(2Mbps)

2480MHz_TX

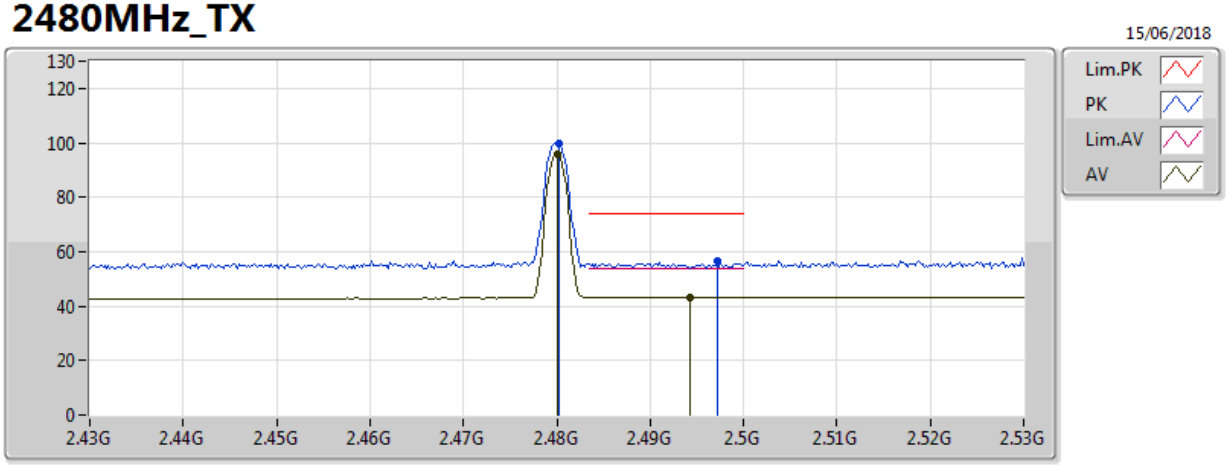

Type	Freq	Level	Limit	Margin	Factor	Dist	Condition	Azimuth	Height	Comments
	(Hz)	(dBuV/m)	(dBuV/m)	(dB)	(dB)	(m)		(°)	(m)	
AV	2.48G	95.78	Inf	-Inf	31.10	3	Horizontal	7	3.17	-
AV	2.4942G	43.25	54.00	-10.75	31.15	3	Horizontal	7	3.17	-
PK	2.4802G	99.67	Inf	-Inf	31.10	3	Horizontal	7	3.17	-
PK	2.4972G	56.33	74.00	-17.67	31.16	3	Horizontal	7	3.17	-

BT-EDR(3Mbps)

2402MHz_TX

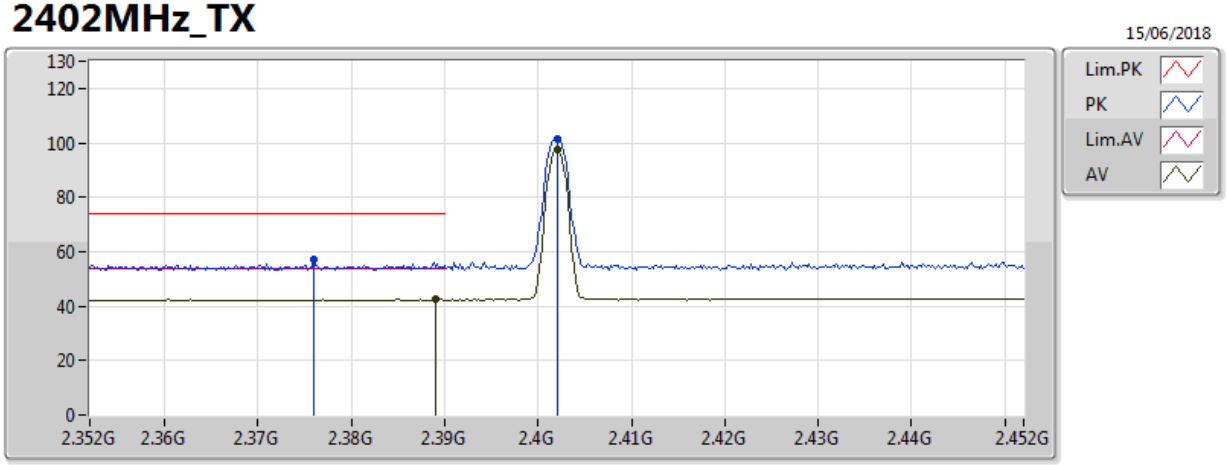

Type	Freq	Level	Limit	Margin	Factor	Dist	Condition	Azimuth	Height	Comments
	(Hz)	(dBuV/m)	(dBuV/m)	(dB)	(dB)	(m)		(°)	(m)	
AV	2.389G	42.42	54.00	-11.58	30.77	3	Vertical	323	2.99	-
AV	2.402G	97.22	Inf	-Inf	30.82	3	Vertical	323	2.99	-
PK	2.376G	57.01	74.00	-16.99	30.72	3	Vertical	323	2.99	-
PK	2.402G	101.21	Inf	-Inf	30.82	3	Vertical	323	2.99	-

BT-EDR(3Mbps)

2402MHz_TX

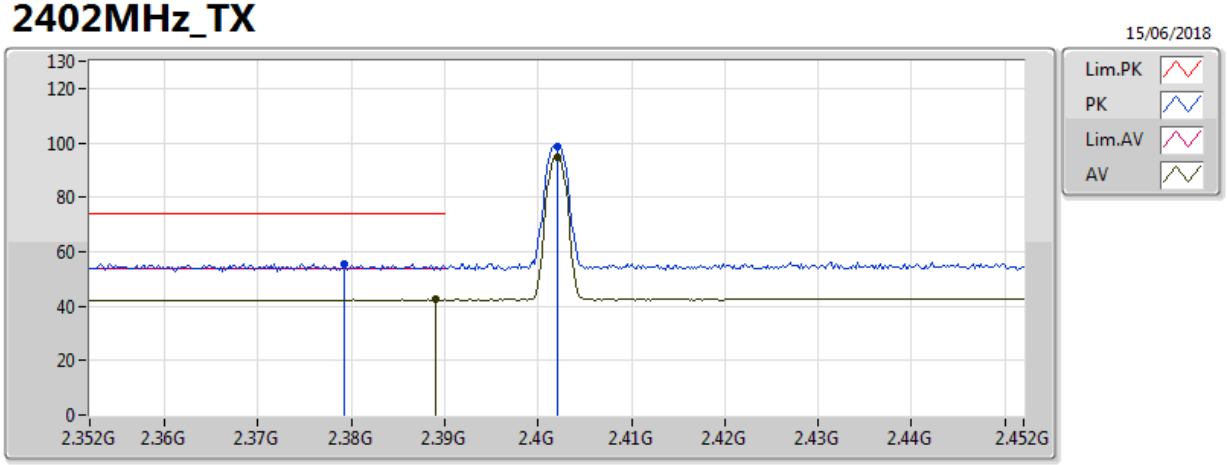

Type	Freq	Level	Limit	Margin	Factor	Dist	Condition	Azimuth	Height	Comments
	(Hz)	(dBuV/m)	(dBuV/m)	(dB)	(dB)	(m)		(°)	(m)	
AV	2.389G	42.46	54.00	-11.54	30.77	3	Horizontal	353	2.90	-
AV	2.402G	94.92	Inf	-Inf	30.82	3	Horizontal	353	2.90	-
PK	2.3792G	55.71	74.00	-18.29	30.74	3	Horizontal	353	2.90	-
PK	2.402G	98.90	Inf	-Inf	30.82	3	Horizontal	353	2.90	-

BT-EDR(3Mbps)

2441MHz_TX

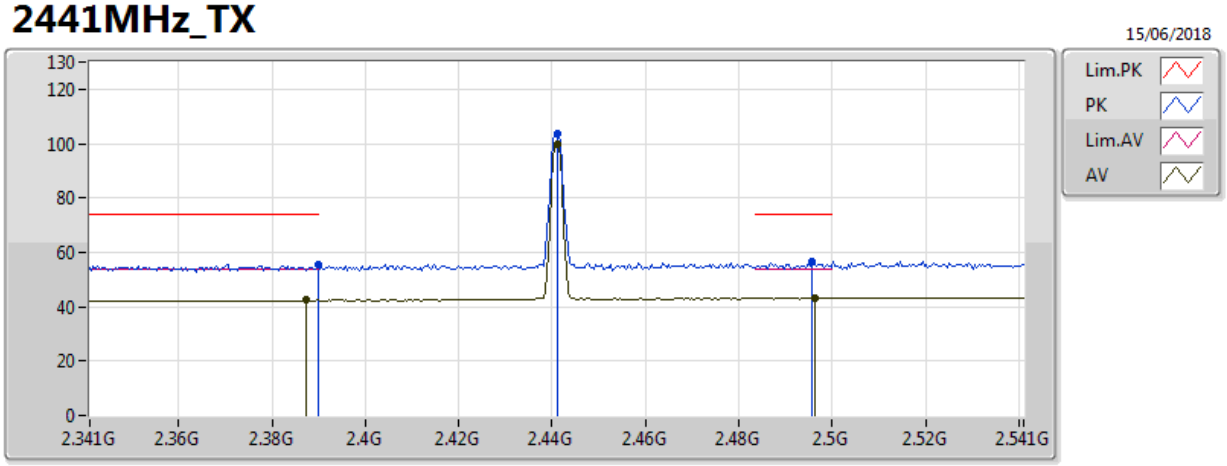

Type	Freq	Level	Limit	Margin	Factor	Dist	Condition	Azimuth	Height	Comments
	(Hz)	(dBuV/m)	(dBuV/m)	(dB)	(dB)	(m)		(°)	(m)	
AV	2.3874G	42.32	54.00	-11.68	30.76	3	Vertical	316	3.10	-
AV	2.441G	99.47	Inf	-Inf	30.96	3	Vertical	316	3.10	-
AV	2.4962G	43.18	54.00	-10.82	31.16	3	Vertical	316	3.10	-
PK	2.3898G	55.27	74.00	-18.73	30.77	3	Vertical	316	3.10	-
PK	2.441G	103.61	Inf	-Inf	30.96	3	Vertical	316	3.10	-
PK	2.4958G	56.44	74.00	-17.56	31.16	3	Vertical	316	3.10	-

BT-EDR(3Mbps)

2441MHz_TX

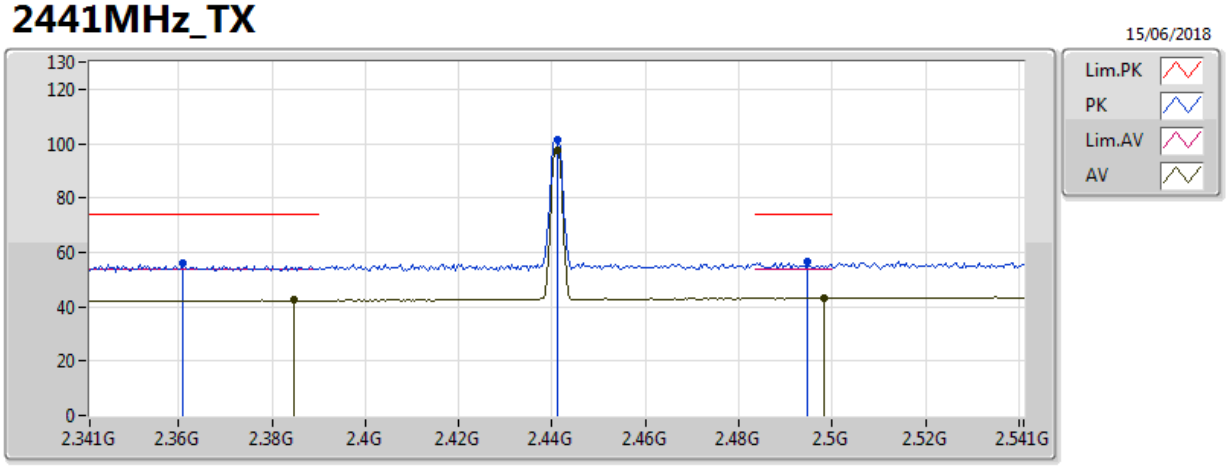

Type	Freq	Level	Limit	Margin	Factor	Dist	Condition	Azimuth	Height	Comments
	(Hz)	(dBuV/m)	(dBuV/m)	(dB)	(dB)	(m)		(°)	(m)	
AV	2.3846G	42.39	54.00	-11.61	30.76	3	Horizontal	358	3.15	-
AV	2.441G	97.45	Inf	-Inf	30.96	3	Horizontal	358	3.15	-
AV	2.4982G	43.16	54.00	-10.84	31.16	3	Horizontal	358	3.15	-
PK	2.361G	56.07	74.00	-17.93	30.67	3	Horizontal	358	3.15	-
PK	2.441G	101.50	Inf	-Inf	30.96	3	Horizontal	358	3.15	-
PK	2.4946G	56.66	74.00	-17.34	31.15	3	Horizontal	358	3.15	-

BT-EDR(3Mbps)

2480MHz_TX

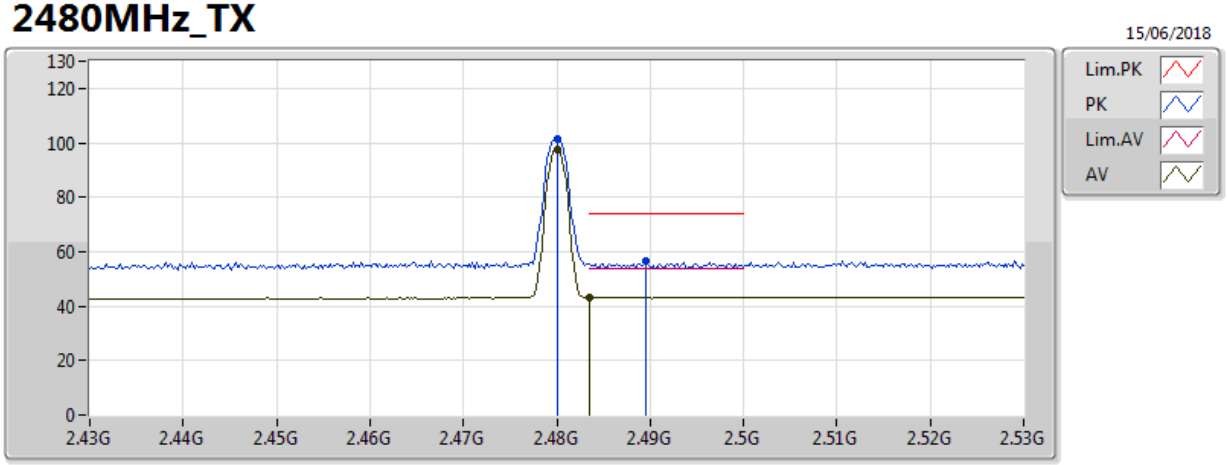

Type	Freq	Level	Limit	Margin	Factor	Dist	Condition	Azimuth	Height	Comments
	(Hz)	(dBuV/m)	(dBuV/m)	(dB)	(dB)	(m)		(°)	(m)	
AV	2.48G	97.48	Inf	-Inf	31.10	3	Vertical	314	2.98	-
AV	2.483502G	43.31	54.00	-10.69	31.11	3	Vertical	314	2.98	-
PK	2.48G	101.49	Inf	-Inf	31.10	3	Vertical	314	2.98	-
PK	2.4896G	56.69	74.00	-17.31	31.13	3	Vertical	314	2.98	-

BT-EDR(3Mbps)

2480MHz_TX

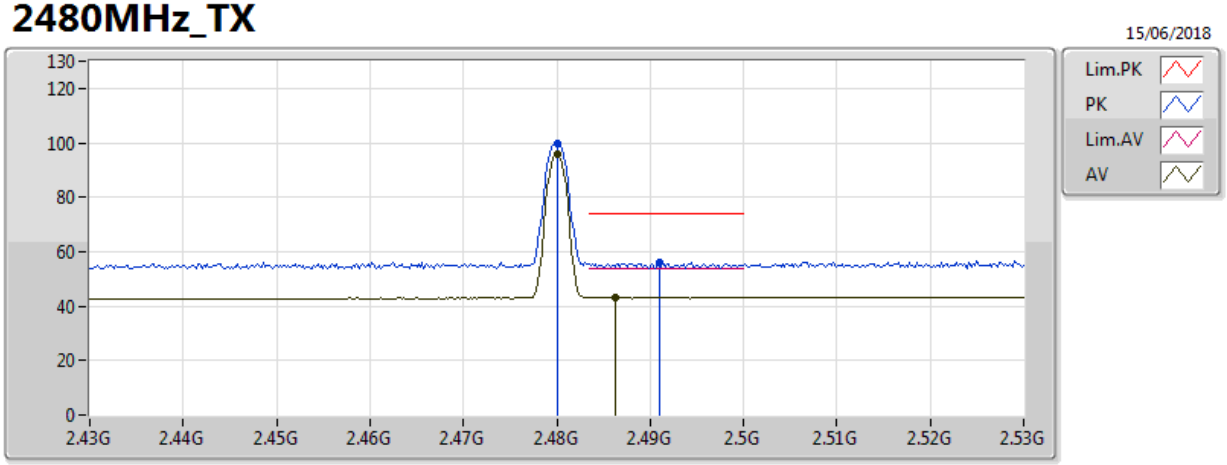

Type	Freq	Level	Limit	Margin	Factor	Dist	Condition	Azimuth	Height	Comments
	(Hz)	(dBuV/m)	(dBuV/m)	(dB)	(dB)	(m)		(°)	(m)	
AV	2.48G	95.68	Inf	-Inf	31.10	3	Horizontal	356	3.17	-
AV	2.4862G	43.22	54.00	-10.78	31.12	3	Horizontal	356	3.17	-
PK	2.48G	99.68	Inf	-Inf	31.10	3	Horizontal	356	3.17	-
PK	2.491G	56.15	74.00	-17.85	31.13	3	Horizontal	356	3.17	-

Summary

Mode	Result	Type	Freq (Hz)	Level (dBuV/m)	Limit (dBuV/m)	Margin (dB)	Factor (dB)	Dist (m)	Condition	Azimuth (°)	Height (m)	Comments
Mode 1.	Pass	AV	4.824G	48.55	54.00	-5.45	2.13	3	Vertical	215	1.53	-
Mode 2.	Pass	AV	4.804G	47.56	54.00	-6.44	2.08	3	Vertical	175	1.67	-

Radiation-above 1GHz_Mode 1

31/08/2018

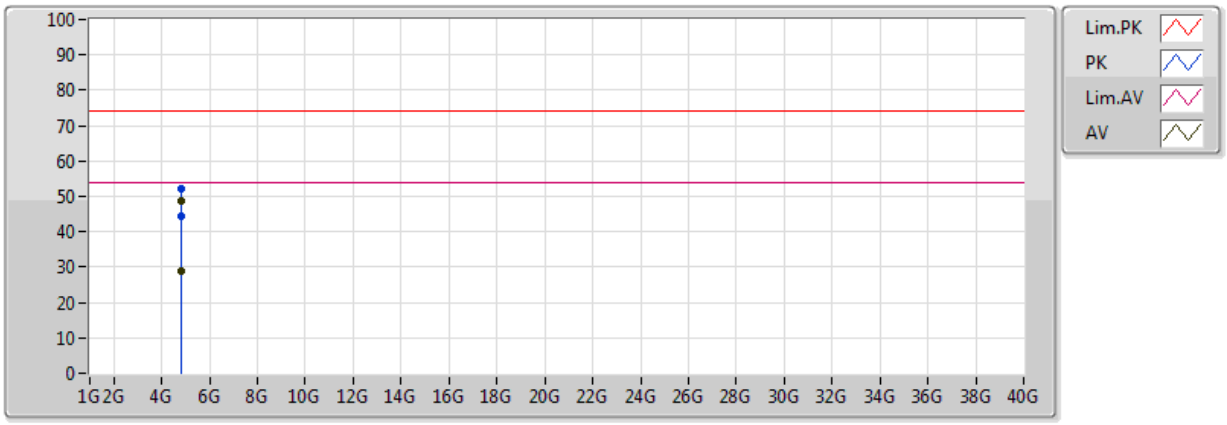

Type	Freq	Level	Limit	Margin	Factor	Dist	Condition	Azimuth	Height	Comments
	(Hz)	(dBuV/m)	(dBuV/m)	(dB)	(dB)	(m)		(°)	(m)	
AV	4.80481G	29.00	54.00	-25.00	2.08	3	Vertical	102	1.74	-
AV	4.824G	48.55	54.00	-5.45	2.13	3	Vertical	215	1.53	-
PK	4.80481G	44.26	74.00	-29.74	2.08	3	Vertical	102	1.74	-
PK	4.82405G	52.34	74.00	-21.66	2.13	3	Vertical	215	1.53	-

Radiation-above 1GHz_Mode 1

31/08/2018

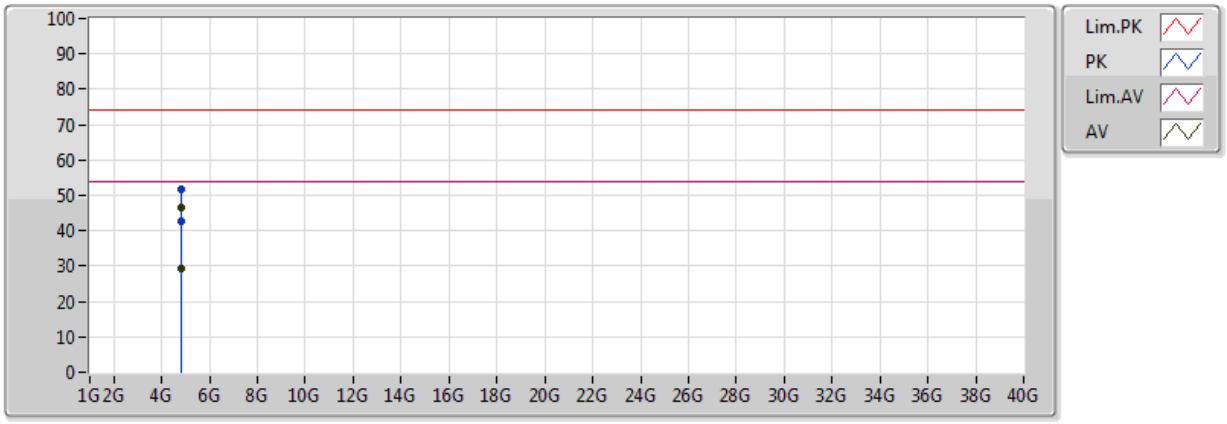

Type	Freq	Level	Limit	Margin	Factor	Dist	Condition	Azimuth	Height	Comments
	(Hz)	(dBuV/m)	(dBuV/m)	(dB)	(dB)	(m)		(°)	(m)	
AV	4.80654G	29.17	54.00	-24.83	2.09	3	Horizontal	305	1.57	-
AV	4.824G	46.36	54.00	-7.64	2.13	3	Horizontal	185	1.49	-
PK	4.80654G	42.84	74.00	-31.16	2.09	3	Horizontal	305	1.57	-
PK	4.82406G	51.67	74.00	-22.33	2.13	3	Horizontal	185	1.49	-

Radiation-above 1GHz_Mode 2

31/08/2018

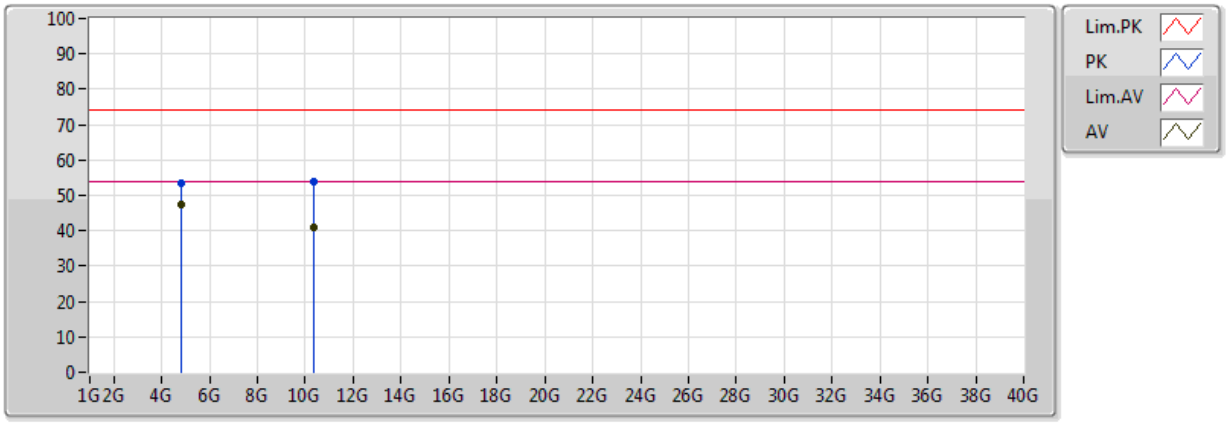

Type	Freq	Level	Limit	Margin	Factor	Dist	Condition	Azimuth	Height	Comments
	(Hz)	(dBuV/m)	(dBuV/m)	(dB)	(dB)	(m)		(°)	(m)	
AV	4.804G	47.56	54.00	-6.44	2.08	3	Vertical	175	1.67	-
AV	10.36548G	41.06	54.00	-12.94	12.65	3	Vertical	212	1.58	-
PK	4.80405G	53.44	74.00	-20.56	2.08	3	Vertical	175	1.67	-
PK	10.37128G	53.73	74.00	-20.27	12.66	3	Vertical	212	1.58	-

Radiation-above 1GHz_Mode 2

31/08/2018

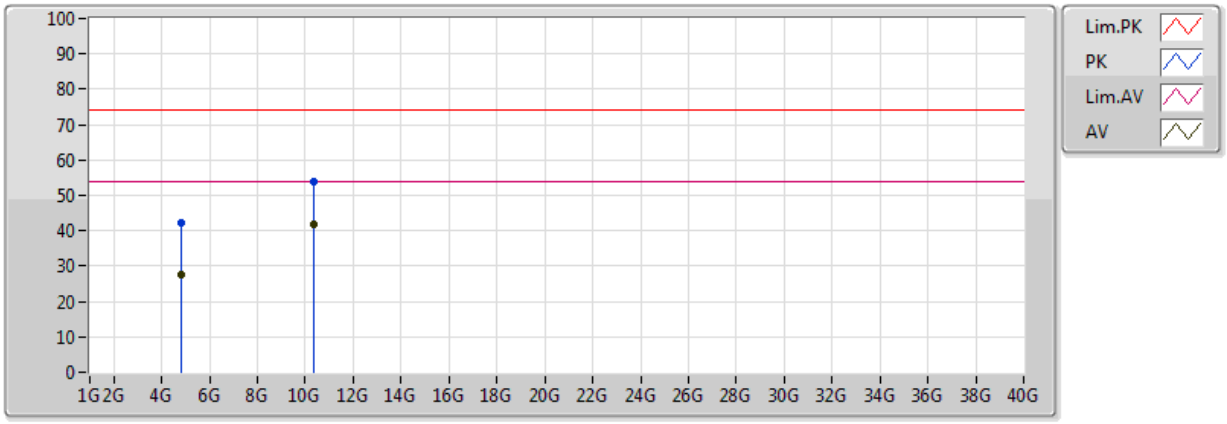

Type	Freq	Level	Limit	Margin	Factor	Dist	Condition	Azimuth	Height	Comments
	(Hz)	(dBuV/m)	(dBuV/m)	(dB)	(dB)	(m)		(°)	(m)	
AV	4.80637G	27.76	54.00	-26.24	2.09	3	Horizontal	321	1.56	-
AV	10.36876G	41.86	54.00	-12.14	12.65	3	Horizontal	179	1.84	-
PK	4.80635G	42.37	74.00	-31.63	2.09	3	Horizontal	321	1.56	-
PK	10.36432G	53.88	74.00	-20.12	12.64	3	Horizontal	179	1.84	-

Summary

Mode	Result	Type	Freq (Hz)	Level (dBuV/m)	Limit (dBuV/m)	Margin (dB)	Factor (dB)	Dist (m)	Condition	Azimuth (°)	Height (m)	Comments
2.4-2.4835GHz	-	-	-	-	-	-	-	-	-	-	-	-
BT-BR(1Mbps)	Pass	PK	33.88M	35.74	40.00	-4.26	-15.32	3	Vertical	0	1.00	-

Result

Mode	Result	Type	Freq (Hz)	Level (dBuV/m)	Limit (dBuV/m)	Margin (dB)	Factor (dB)	Dist (m)	Condition	Azimuth (°)	Height (m)	Comments
BT-BR(1Mbps)	-	-	-	-	-	-	-	-	-	-	-	-
2441MHz	Pass	PK	33.88M	35.74	40.00	-4.26	-15.32	3	Vertical	0	1.00	-
2441MHz	Pass	PK	215.999784M	34.36	43.50	-9.14	-20.93	3	Vertical	0	1.00	-
2441MHz	Pass	PK	241.46M	41.37	46.00	-4.63	-18.42	3	Vertical	0	1.00	-
2441MHz	Pass	PK	311.3M	28.78	46.00	-17.22	-16.51	3	Vertical	0	1.00	-
2441MHz	Pass	PK	435.46M	28.33	46.00	-17.67	-13.08	3	Vertical	0	1.00	-
2441MHz	Pass	PK	534.4M	30.92	46.00	-15.08	-12.07	3	Vertical	0	1.00	-
2441MHz	Pass	PK	125.06M	25.49	43.50	-18.01	-19.22	3	Horizontal	360	1.00	-
2441MHz	Pass	PK	249.22M	30.87	46.00	-15.13	-17.26	3	Horizontal	360	1.00	-
2441MHz	Pass	PK	293.84M	39.95	46.00	-6.05	-16.80	3	Horizontal	360	1.00	-
2441MHz	Pass	PK	324.88M	29.17	46.00	-16.83	-16.25	3	Horizontal	360	1.00	-
2441MHz	Pass	PK	482.02M	26.72	46.00	-19.28	-12.35	3	Horizontal	360	1.00	-
2441MHz	Pass	PK	953.44M	36.23	46.00	-9.77	-4.71	3	Horizontal	360	1.00	-

BT-BR(1Mbps)RX

2441MHz_PoE

16/06/2018

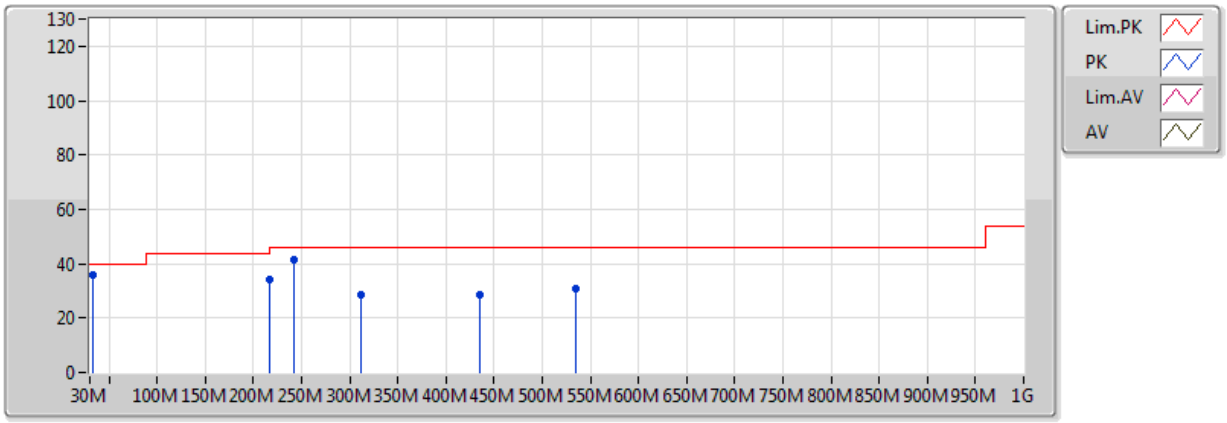

Type	Freq	Level	Limit	Margin	Factor	Dist	Condition	Azimuth	Height	Comments
	(Hz)	(dBuV/m)	(dBuV/m)	(dB)	(dB)	(m)		(°)	(m)	
PK	33.88M	35.74	40.00	-4.26	-15.32	3	Vertical	0	1.00	-
PK	215.999784M	34.36	43.50	-9.14	-20.93	3	Vertical	0	1.00	-
PK	241.46M	41.37	46.00	-4.63	-18.42	3	Vertical	0	1.00	-
PK	311.3M	28.78	46.00	-17.22	-16.51	3	Vertical	0	1.00	-
PK	435.46M	28.33	46.00	-17.67	-13.08	3	Vertical	0	1.00	-
PK	534.4M	30.92	46.00	-15.08	-12.07	3	Vertical	0	1.00	-

BT-BR(1Mbps)RX

2441MHz_PoE

16/06/2018

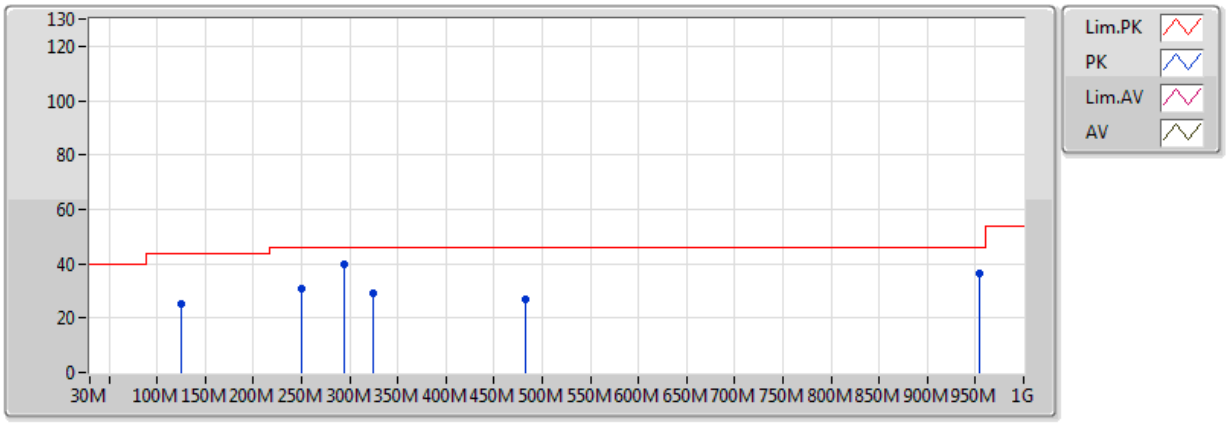

Type	Freq	Level	Limit	Margin	Factor	Dist	Condition	Azimuth	Height	Comments
	(Hz)	(dBuV/m)	(dBuV/m)	(dB)	(dB)	(m)		(°)	(m)	
PK	125.06M	25.49	43.50	-18.01	-19.22	3	Horizontal	360	1.00	-
PK	249.22M	30.87	46.00	-15.13	-17.26	3	Horizontal	360	1.00	-
PK	293.84M	39.95	46.00	-6.05	-16.80	3	Horizontal	360	1.00	-
PK	324.88M	29.17	46.00	-16.83	-16.25	3	Horizontal	360	1.00	-
PK	482.02M	26.72	46.00	-19.28	-12.35	3	Horizontal	360	1.00	-
PK	953.44M	36.23	46.00	-9.77	-4.71	3	Horizontal	360	1.00	-

Summary

Mode	Result	Type	Freq (Hz)	Level (dBuV/m)	Limit (dBuV/m)	Margin (dB)	Factor (dB)	Dist (m)	Condition	Azimuth (°)	Height (m)	Comments
2.4-2.4835GHz	-	-	-	-	-	-	-	-	-	-	-	-
BT-BR(1Mbps)	Pass	AV	3.56G	32.24	54.00	-21.76	-1.24	3	Vertical	173	1.54	-

Result

Mode	Result	Type	Freq (Hz)	Level (dBuV/m)	Limit (dBuV/m)	Margin (dB)	Factor (dB)	Dist (m)	Condition	Azimuth (°)	Height (m)	Comments
BT-BR(1Mbps)	-	-	-	-	-	-	-	-	-	-	-	-
2441MHz	Pass	AV	1.614G	26.94	54.00	-27.06	-5.63	3	Vertical	157	1.45	-
2441MHz	Pass	AV	2.743G	31.64	54.00	-22.36	-2.68	3	Vertical	265	1.93	-
2441MHz	Pass	AV	3.56G	32.24	54.00	-21.76	-1.24	3	Vertical	173	1.54	-
2441MHz	Pass	PK	1.614G	42.61	74.00	-31.39	-5.63	3	Vertical	157	1.45	-
2441MHz	Pass	PK	2.743G	44.26	74.00	-29.74	-2.68	3	Vertical	265	1.93	-
2441MHz	Pass	PK	3.56G	47.29	74.00	-26.71	-1.24	3	Vertical	173	1.54	-
2441MHz	Pass	AV	1.587G	25.88	54.00	-28.12	-5.68	3	Horizontal	104	2.38	-
2441MHz	Pass	AV	2.268G	28.40	54.00	-25.60	-4.04	3	Horizontal	167	2.16	-
2441MHz	Pass	AV	3.124G	29.71	54.00	-24.29	-1.89	3	Horizontal	197	1.31	-
2441MHz	Pass	PK	1.587G	40.74	74.00	-33.26	-5.68	3	Horizontal	104	2.38	-
2441MHz	Pass	PK	2.268G	41.20	74.00	-32.80	-4.04	3	Horizontal	167	2.16	-
2441MHz	Pass	PK	3.124G	44.35	74.00	-29.65	-1.89	3	Horizontal	197	1.31	-

BT-BR(1Mbps)RX

2441MHz_RX

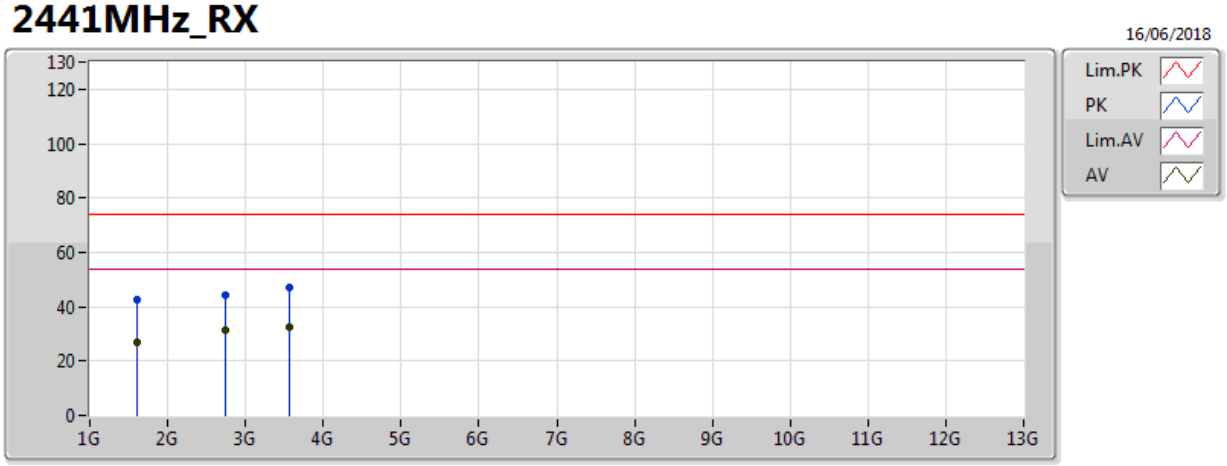

Type	Freq	Level	Limit	Margin	Factor	Dist	Condition	Azimuth	Height	Comments
	(Hz)	(dBuV/m)	(dBuV/m)	(dB)	(dB)	(m)		(°)	(m)	
AV	1.614G	26.94	54.00	-27.06	-5.63	3	Vertical	157	1.45	-
AV	2.743G	31.64	54.00	-22.36	-2.68	3	Vertical	265	1.93	-
AV	3.56G	32.24	54.00	-21.76	-1.24	3	Vertical	173	1.54	-
PK	1.614G	42.61	74.00	-31.39	-5.63	3	Vertical	157	1.45	-
PK	2.743G	44.26	74.00	-29.74	-2.68	3	Vertical	265	1.93	-
PK	3.56G	47.29	74.00	-26.71	-1.24	3	Vertical	173	1.54	-

BT-BR(1Mbps)RX

2441MHz_RX

16/06/2018

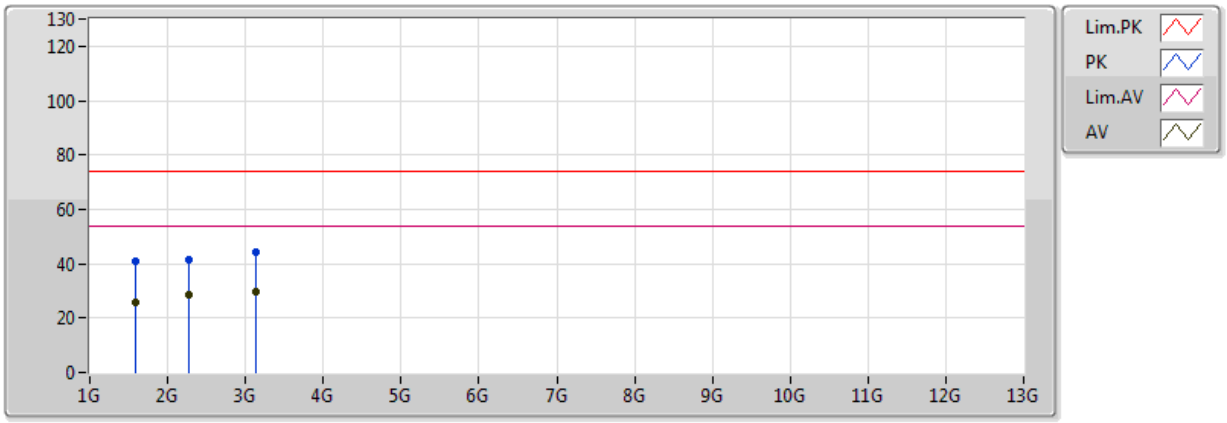

Type	Freq	Level	Limit	Margin	Factor	Dist	Condition	Azimuth	Height	Comments
	(Hz)	(dBuV/m)	(dBuV/m)	(dB)	(dB)	(m)		(°)	(m)	
AV	1.587G	25.88	54.00	-28.12	-5.68	3	Horizontal	104	2.38	-
AV	2.268G	28.40	54.00	-25.60	-4.04	3	Horizontal	167	2.16	-
AV	3.124G	29.71	54.00	-24.29	-1.89	3	Horizontal	197	1.31	-
PK	1.587G	40.74	74.00	-33.26	-5.68	3	Horizontal	104	2.38	-
PK	2.268G	41.20	74.00	-32.80	-4.04	3	Horizontal	167	2.16	-
PK	3.124G	44.35	74.00	-29.65	-1.89	3	Horizontal	197	1.31	-