NCC Test Report

Equipment	:	**無線接入點(Wireless Access Point)**
Brand Name	:	**riverbed**
Model No.	:	**XD2230**
Standard	:	**LP0002 Section 4.7 (2016-08-23)**
Operating Band	:	**5150 MHz – 5250 MHz** **5725 MHz – 5850 MHz**
Applicant / Manufacturer	:	**RIVERBED TECHNOLOGY INC** **680 Folsom Street, San Francisco CA, 94107-1397, U.S.A**
Function	:	**☐ Outdoor; ☒ Indoor; ☐ Fixed P2P** **☐ Client**

The product sample received on Jun. 05, 2017 and completely tested on Dec. 14, 2017. We, SPORTON, would like to declare that the tested sample has been evaluated in accordance with the procedures given in ANSI C63.10-2013 and shown compliance with the applicable technical standards.

The test results in this report apply exclusively to the tested model / sample. Without written approval of SPORTON INTERNATIONAL INC., the test report shall not be reproduced except in full.

Phoenix Chen / Assistant Manager

Testing Laboratory
1190

Table of Contents

1 GENERAL DESCRIPTION 5

1.1 Information 5
1.2 Testing Applied Standards 8
1.3 Testing Location Information 8
1.4 Measurement Uncertainty 8

2 TEST CONFIGURATION OF EUT 9

2.1 Test Condition 9
2.2 Test Channel Mode 9
2.3 The Worst Case Measurement Configuration 11
2.4 Support Equipment 12
2.5 Test Setup Diagram 13

3 TRANSMITTER TEST RESULT 17

3.1 AC Power-line Conducted Emissions 17
3.2 Emission Bandwidth 18
3.3 Maximum Conducted Output Power 19
3.4 Peak Power Spectral Density 21
3.5 Unwanted Emissions 23
3.6 Receiver Radiated Unwanted Emissions 27
3.7 Frequency Stability 31

4 TEST EQUIPMENT AND CALIBRATION DATA 32

APPENDIX A. TEST RESULTS OF AC POWER-LINE CONDUCTED EMISSIONS

APPENDIX B. TEST RESULTS OF EMISSION BANDWIDTH

APPENDIX C. TEST RESULTS OF MAXIMUM CONDUCTED OUTPUT POWER

APPENDIX D. TEST RESULTS OF PEAK POWER SPECTRAL DENSITY

APPENDIX E. TEST RESULTS OF UNWANTED EMISSIONS

APPENDIX F. TEST RESULTS OF RECEIVER RADIATED UNWANTED EMISSIONS

APPENDIX G. TEST RESULTS OF FREQUENCY STABILITY

APPENDIX H. TEST PHOTOS

PHOTOGRAPHS OF EUT v02

Summary of Test Result

Conformance Test Specifications			
Report Clause	**Ref. Std. Clause**	**Description**	**Result**
1.1.2	4.7.8	Antenna Requirement	Complied
3.1	2.3	AC Power-line Conducted Emissions	Complied
3.2	4.7.3	Emission Bandwidth	Complied
3.3	4.7.3	Maximum Conducted Output Power	Complied
3.4	4.7.3	Peak Power Spectral Density	Complied
3.5	4.7.4	Unwanted Emissions	Complied
3.6	2.11	Receiver Radiated Unwanted Emissions	Complied
3.7	-	Frequency Stability	Complied

Revision History

Report No.	Version	Description	Issued Date
TR760263AN	Rev. 01	Initial issue of report	Dec. 15, 2017
TR760263AN	Rev. 02	Update Photograph of EUT	Dec. 15, 2017
TR760263AN	Rev. 03	Revise typo: address of applicant and manufacturer	Dec. 19, 2017

1 General Description

1.1 Information

1.1.1 RF General Information

Frequency Range (MHz)	IEEE Std. 802.11	Ch. Frequency (MHz)	Channel Number
5150-5250	a, n (HT20), ac (VHT20)	5180-5240	36-48 [4]
5725-5850		5745-5825	149-165 [5]
5150-5250	n (HT40), ac (VHT40)	5190-5230	38-46 [2]
5725-5850		5755-5795	151-159 [2]
5150-5250	ac (VHT80)	5210	42 [1]
5725-5850		5775	155 [1]

Band	Mode	BWch (MHz)	Nant
5.15-5.25GHz	802.11a	20	3TX
5.725-5.85GHz	802.11a	20	3TX
5.15-5.25GHz	802.11n HT20	20	3TX
5.725-5.85GHz	802.11n HT20	20	3TX
5.15-5.25GHz	802.11ac VHT20	20	3TX
5.725-5.85GHz	802.11ac VHT20	20	3TX
5.15-5.25GHz	802.11n HT40	40	3TX
5.725-5.85GHz	802.11n HT40	40	3TX
5.15-5.25GHz	802.11ac VHT40	40	3TX
5.725-5.85GHz	802.11ac VHT40	40	3TX
5.15-5.25GHz	802.11ac VHT80	80	3TX
5.725-5.85GHz	802.11ac VHT80	80	3TX

Note:
- 11a, HT20 and HT40 use a combination of OFDM-BPSK, QPSK, 16QAM, 64QAM modulation.
- VHT20, VHT40 and VHT80 use a combination of OFDM-BPSK, QPSK, 16QAM, 64QAM, 256QAM, modulation.
- BWch is the nominal channel bandwidth.

1.1.2 Antenna Information

Ant.	Brand	Model Name	Antenna Type	Connector
1	riverbed	XD2230	PIFA Antenna	I-PEX
2	riverbed	XD2230	PIFA Antenna	I-PEX
3	riverbed	XD2230	PIFA Antenna	I-PEX
4	riverbed	XD2230	PIFA Antenna	I-PEX
5	riverbed	XD2230	PIFA Antenna	I-PEX
6	riverbed	XD2230	PIFA Antenna	I-PEX
7	LYNWAVE	ALA130-051022-140050	PIFA Antenna	I-PEX

Ant.	Port	Gain (dBi)			
		2.4G	UNII-1	UNII-3	BT
1	1	4.08	4.90	5.97	-
2	3	-	4.90	5.97	-
3	2	4.08	4.90	5.97	-
4	2	-	4.90	5.97	-
5	3	4.08	4.90	5.97	-
6	1	-	4.90	5.97	-
7	1	-	-	-	3.50

Note 1: The EUT has seven antennas.

For 2.4 GHz function:

For IEEE 802.11b/g/n/ac mode (3TX/3RX)

Ant. 1 (port 1), Ant. 3 (port 2) and Ant. 5 (port 3) could transmit/receive simultaneously.

For 5 GHz function:

For IEEE 802.11a/n/ac mode (3TX/3RX)

BCM43460 (For B1 and B4)

Ant. 1 (port 1), Ant. 3 (port 2) and Ant. 5 (port 3) could transmit/receive simultaneously.

BCM43525 (For B1 and B4)

Ant. 2 (port 3), Ant. 4 (port 2) and Ant. 6 (port 1) could transmit/receive simultaneously.

For Bluetooth function:

For Bluetooth mode (1TX/1RX)

Only Ant. 7 (port 1) can be used as transmitting/receiving antenna.

1.1.3 EUT Information

Operational Condition				
EUT Power Type	From PoE			
Beamforming Function	☐	With beamforming	☒	Without beamforming

Type of EUT		
☒	Stand-alone	
☐	Combined (EUT where the radio part is fully integrated within another device)	
	Combined Equipment - Brand Name / Model No.:	…
☐	Plug-in radio (EUT intended for a variety of host systems)	
	Host System - Brand Name / Model No.:	…
☐	Other:	

1.1.4 Mode Test Duty Cycle

<BCM43460>

Mode	DC	DCF(dB)	T(s)	VBW(Hz) ≥ 1/T
802.11a	0.948	0.232	2.068m	1k
802.11ac VHT20	0.987	0.057	n/a (DC>=0.98)	n/a (DC>=0.98)
802.11ac VHT40	0.974	0.114	954.375u	3k
802.11ac VHT80	0.948	0.232	461.875u	3k

<BCM43525>

Mode	DC	DCF(dB)	T(s)	VBW(Hz) ≥ 1/T
802.11a	0.938	0.278	2.067m	1k
802.11ac VHT20	0.99	0.044	n/a (DC>=0.98)	n/a (DC>=0.98)
802.11ac VHT40	0.973	0.119	954.375u	3k
802.11ac VHT80	0.941	0.264	462.5u	3k

1.2 Testing Applied Standards

According to the specifications of the manufacturer, the EUT must comply with the requirements of the following standards:

- NCC LP0002 (2016-08-23)
- ANSI C63.10-2013
- ANSI C63.4-2014
- KDB 789033 D02 v02
- KDB 662911 D01 v02r01

1.3 Testing Location Information

Testing Location					
☒	HWA YA	ADD :	No. 52, Huaya 1st Rd., Guishan Dist., Taoyuan City, Taiwan (R.O.C.)		
		TEL :	886-3-327-3456	FAX :	886-3-327-0973
☐	JHUBEI	ADD :	No.8, Ln. 724, Bo'ai St., Zhubei City, Hsinchu County, Taiwan (R.O.C.)		
		TEL :	886-3-656-9065	FAX :	886-3-656-9085

Test Condition	Test Site No.	Test Engineer	Test Environment	Test Date
RF Conducted	TH06-HY	Lisa	24.5°C / 64.5%	28/Jun/2017
Radiated-TX <BCM43460>	03CH09-HY	Jeff	24.3°C / 58%	17/May/2017
Radiated-TX <BCM43525>	03CH09-HY	Jeff	23.6°C / 54%	18/May/2017
Radiated-RX	03CH02-HY	Lynus	23.8°C / 58%	08/Dec/2017
AC Conduction	CO04-HY	Bear	23.8°C / 58%	14/Dec/2017

1.4 Measurement Uncertainty

ISO/IEC 17025 requires that an estimate of the measurement uncertainties associated with the emissions test results be included in the report. The measurement uncertainties given below are based on a 95% confidence level (based on a coverage factor (k=2)

Test Items	Uncertainty	Remark
Conducted Emission (150kHz ~ 30MHz)	3.6 dB	Confidence levels of 95%
Radiated Emission (30MHz ~ 1,000MHz)	2.1 dB	Confidence levels of 95%
Radiated Emission (1GHz ~ 18GHz)	2.6 dB	Confidence levels of 95%
Radiated Emission (18GHz ~ 40GHz)	2.9 dB	Confidence levels of 95%
Conducted Emission	1.3 dB	Confidence levels of 95%

2 Test Configuration of EUT

2.1 Test Condition

RF Conducted	Abbreviation	Remark
TnomVnom	Tnom	20°C
-	Vnom	120V

2.2 Test Channel Mode

Test Software Version	MTool_REL_3_0_0_3、Xircon、tftp32

<BCM43460>

Mode	Power Setting
802.11a_(6Mbps)_3TX	-
5180MHz	69
5200MHz	76
5240MHz	78
5745MHz	120
5785MHz	120
5825MHz	120
802.11ac VHT20_Nss1,(MCS0)_3TX	-
5180MHz	76
5200MHz	80
5240MHz	78
5745MHz	120
5785MHz	120
5825MHz	120
802.11ac VHT40_Nss1,(MCS0)_3TX	-
5190MHz	57
5230MHz	78
5755MHz	82
5795MHz	120
802.11ac VHT80_Nss1,(MCS0)_3TX	-
5210MHz	59
5775MHz	76

<BCM43525>

Mode	Power Setting
802.11a_(6Mbps)_3TX	-
5180MHz	72
5200MHz	88
5240MHz	70
5745MHz	120
5785MHz	120
5825MHz	120
802.11ac VHT20_Nss1,(MCS0)_3TX	-
5180MHz	72
5200MHz	120
5240MHz	67
5745MHz	120
5785MHz	120
5825MHz	120
802.11ac VHT40_Nss1,(MCS0)_3TX	-
5190MHz	59
5230MHz	66
5755MHz	83
5795MHz	120
802.11ac VHT80_Nss1,(MCS0)_3TX	-
5210MHz	59
5775MHz	80

2.3 The Worst Case Measurement Configuration

The Worst Case Mode for Following Conformance Tests	
Tests Item	AC power-line conducted emissions
Condition	AC power-line conducted measurement for line and neutral
Operating Mode	CTX / CRX
1	PoE Mode ; WIFI 2.4G TX
2	PoE Mode ; WIFI 5G(eth2) TX
3	PoE Mode ; WIFI 5G(eth3) TX
4	PoE Mode ; BT TX
5	PoE Mode ; WIFI 2.4G RX
6	PoE Mode ; WIFI 5G(eth2) RX
7	PoE Mode ; WIFI 5G(eth3) RX
8	PoE Mode ; BT RX
Mode 3 and Mode 5 configuration was tested and found to be the worst case and measured during the test.	

The Worst Case Mode for Following Conformance Tests	
Tests Item	Emission Bandwidth Maximum Conducted Output Power Peak Power Spectral Density Frequency Stability Unwanted Emissions
Test Condition	Conducted measurement at transmit chains

The Worst Case Mode for Following Conformance Tests		
Tests Item	Unwanted Emissions Receiver Radiated Unwanted Emissions	
Test Condition	Radiated measurement If EUT consist of multiple antenna assembly (multiple antenna are used in EUT regardless of spatial multiplexing MIMO configuration), the radiated test should be performed with highest antenna gain of each antenna type.	
Operating Mode	CTX / CRX	
1	PoE mode <BCM43460>	
2	PoE mode <BCM43525>	
Orthogonal Planes of EUT	**Y Plane**	**Z Plane**
Worst Planes of EUT		V

The Worst Case Mode for Following Conformance Tests	
Tests Item	Simultaneous Transmission Analysis
Operating Mode	CTX
1	Bluetooth + WLAN 2.4GHz <BCM43460> + WLAN 5GHz <BCM43525>
2	Bluetooth + WLAN 5GHz <BCM43460> + WLAN 5GHz <BCM43525>
Refer to Sporton Test Report No.: TA760263 for Co-location RF Exposure Evaluation.	

2.4 Support Equipment

Support Equipment – RF Conducted				
No.	**Equipment**	**Brand Name**	**Model Name**	**FCC ID**
1	Notebook	DELL	E5410	DoC
2	Adapter for NB	DELL	HA65NM130	DoC
3	AC Source	GW	APS-9102	-

Support Equipment – Radiated Emission				
No.	**Equipment**	**Brand Name**	**Model Name**	**FCC ID**
1	PoE	XiRRUS	POE75U-1UP-X	-

Note: Support equipment No.1 was provided by customer.

Support Equipment – AC Conduction				
No.	**Equipment**	**Brand Name**	**Model Name**	**FCC ID**
1	Load	-	-	-
2	PoE	XiRRUS	XP1-MSI-75	-

2.5 Test Setup Diagram

Test Setup Diagram – AC Line Conducted Emission Test (TX)



Item	Connection	Shielded	Length
1	AC power line	No	1.5m
2	RJ-45 cable	No	1m

Test Setup Diagram – AC Line Conducted Emission Test (RX)



Item	Connection	Shielded	Length
1	AC power line	No	1.5m
2	RJ-45 cable	No	1m
3	RJ-45 cable	No	1m

Test Setup Diagram – Radiated Test (TX)

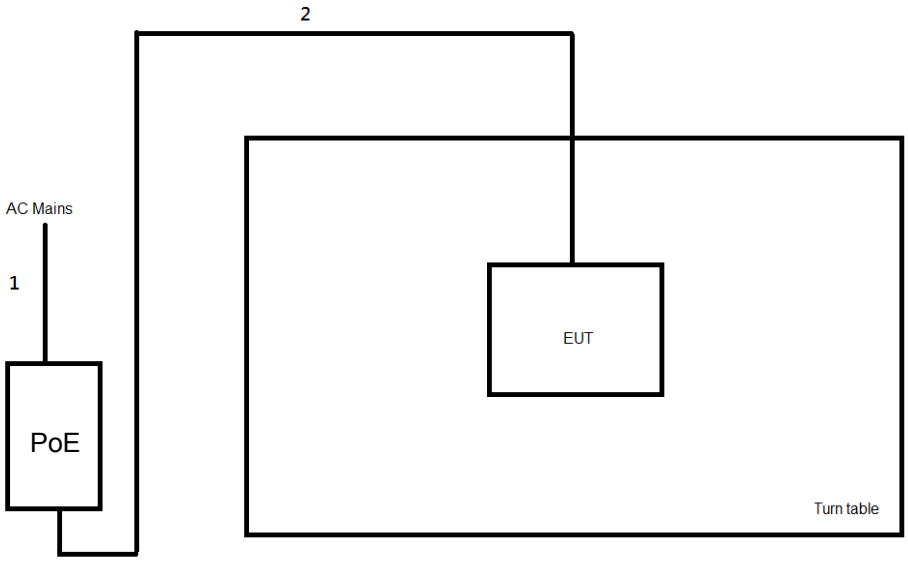

Item	Connection	Shielded	Length
1	AC Power Line	No	1.5m
2	LAN cable	No	10m

Test Setup Diagram - Radiated Test (RX)

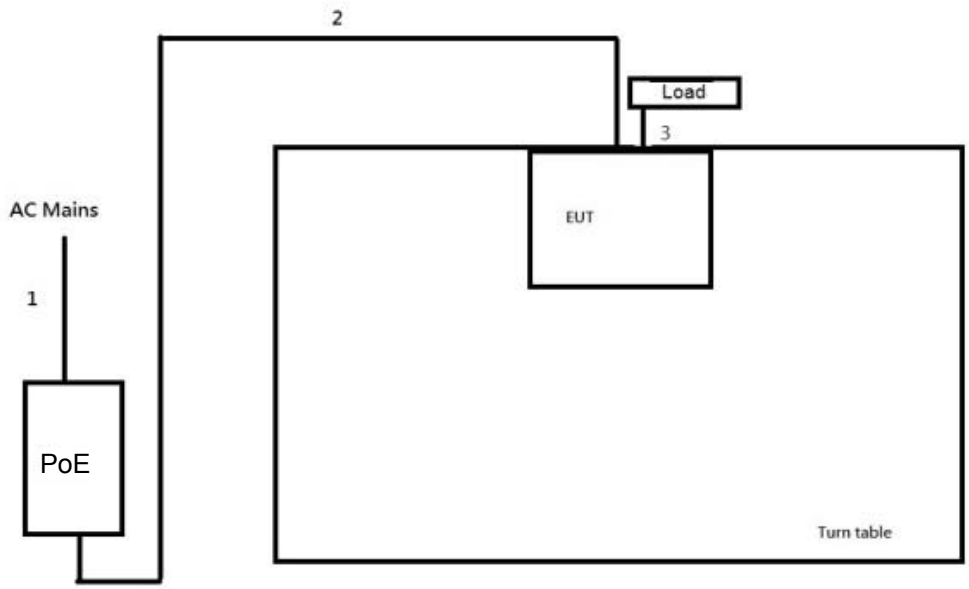

Item	Connection	Shielded	Length
1	AC Power Line	No	1.5m
2	LAN cable	No	10m
3	LAN cable	No	1m

3 Transmitter Test Result

3.1 AC Power-line Conducted Emissions

3.1.1 AC Power-line Conducted Emissions Limit

AC Power-line Conducted Emissions Limit		
Frequency Emission (MHz)	**Quasi-Peak**	**Average**
0.15-0.5	66 - 56 *	56 - 46 *
0.5-5	56	46
5-30	60	50
Note 1: * Decreases with the logarithm of the frequency.		

3.1.2 Measuring Instruments

Refer a test equipment and calibration data table in this test report.

3.1.3 Test Procedures

Test Method
☒ Refer as ANSI C63.10-2013, clause 6.2 for AC power-line conducted emissions.

3.1.4 Test Setup

AC Power-line Conducted Emissions

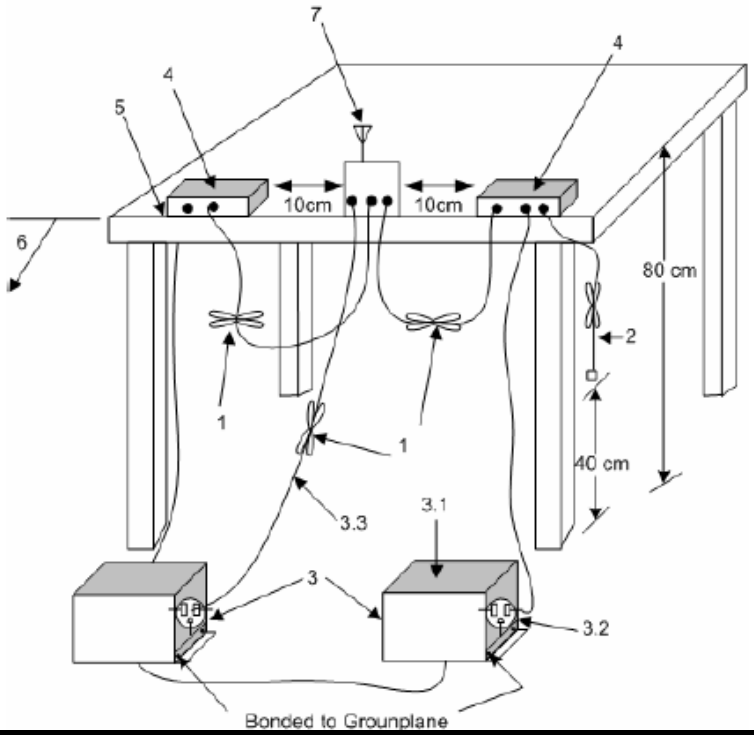

3.1.5 Test Result of AC Power-line Conducted Emissions

Refer as Appendix A

3.2 Emission Bandwidth

3.2.1 Emission Bandwidth Limit

Emission Bandwidth Limit	
UNII Devices	
☒	For the 5.15-5.25 GHz band, N/A
☐	For the 5.25-5.35 GHz band, the maximum conducted output power shall not exceed the lesser of 250 mW or 11 dBm + 10 log B, where B is the 26 dB emission bandwidth in MHz.
☐	For the 5.47-5.725 GHz band, the maximum conducted output power shall not exceed the lesser of 250 mW or 11 dBm + 10 log B, where B is the 26 dB emission bandwidth in MHz.
☒	For the 5.725-5.85 GHz band, 6 dB emission bandwidth ≥ 500kHz.

3.2.2 Measuring Instruments

Refer a test equipment and calibration data table in this test report.

3.2.3 Test Procedures

Test Method		
▪	For the emission bandwidth shall be measured using one of the options below:	
	☒	Refer as KDB 789033, clause C for EBW and clause D for OBW measurement.
	☐	Refer as ANSI C63.10, clause 6.9.3 for occupied bandwidth testing.
	☐	Refer as IC RSS-Gen, clause 6.6 for bandwidth testing.

3.2.4 Test Setup

Emission Bandwidth



3.2.5 Test Result of Emission Bandwidth

Refer as Appendix B

3.3 Maximum Conducted Output Power

3.3.1 Maximum Conducted Output Power Limit

Maximum Conducted Output Power Limit	
UNII Devices	
☒	For the 5.15-5.25 GHz band:
	▪ Outdoor AP: the maximum conducted output power (P_{Out}) shall not exceed the lesser of 1 W. If G_{TX} > 6 dBi, then P_{Out} = 30 – (G_{TX} – 6). e.i.r.p. at any elevation angle above 30 degrees ≤ 125mW [21dBm]
	▪ Indoor AP: the maximum conducted output power (P_{Out}) shall not exceed the lesser of 1 W. If G_{TX} > 6 dBi, then P_{Out} = 30 – (G_{TX} – 6)
	▪ Point-to-point AP: the maximum conducted output power (P_{Out}) shall not exceed the lesser of 1 W If G_{TX} > 23 dBi, then P_{Out} = 30 – (G_{TX} – 23).
	▪ Mobile or Portable Client: the maximum conducted output power (P_{Out}) shall not exceed the lesser of 250 mW. If G_{TX} > 6 dBi, then P_{Out} = 24 – (G_{TX} – 6).
☐	For the 5.25-5.35 GHz band, the maximum conducted output power (P_{Out}) shall not exceed the lesser of 250 mW or 11 dBm + 10 log B, where B is the 26 dB emission bandwidth in MHz. If G_{TX} > 6 dBi, then P_{Out} = 24 – (G_{TX} – 6).
☐	For the 5.47-5.725 GHz band, the maximum conducted output power (P_{Out}) shall not exceed the lesser of 250 mW or 11 dBm + 10 log B, where B is the 26 dB emission bandwidth in MHz. If G_{TX} > 6 dBi, then P_{Out} = 24 – (G_{TX} – 6).
☒	For the 5.725-5.85 GHz band:
	▪ Point-to-multipoint systems (P2M): the maximum conducted output power (P_{Out}) shall not exceed the lesser of 1 W. If G_{TX} > 6 dBi, then P_{Out} = 30 – (G_{TX} – 6).
	▪ Point-to-point systems (P2P): the maximum conducted output power (P_{Out}) shall not exceed the lesser of 1 W.
P_{Out} = maximum conducted output power in dBm, **G_{TX}** = the maximum transmitting antenna directional gain in dBi.	

3.3.2 Measuring Instruments

Refer a test equipment and calibration data table in this test report.

3.3.3 Test Procedures

Test Method	
▪ Maximum Conducted Output Power	
	Duty cycle ≥ 98%
	☐ Refer as KDB 789033, clause E Method SA-2 (spectral trace averaging).
	Duty cycle < 98%
	☐ Refer as KDB 789033, clause E Method SA-2 Alt. (RMS detection with slow sweep speed)
	Wideband RF power meter and average over on/off periods with duty factor
	☒ Refer as KDB 789033, clause E Method PM (using an RF average power meter).
▪ For conducted measurement.	
	▪ If the EUT supports multiple transmit chains using options given below: Refer as KDB 662911, In-band power measurements. Using the measure-and-sum approach, measured all transmit ports individually. Sum the power (in linear power units e.g., mW) of all ports for each individual sample and save them.
	▪ If multiple transmit chains, EIRP calculation could be following as methods: $P_{total} = P_1 + P_2 + \ldots + P_n$ (calculated in linear unit [mW] and transfer to log unit [dBm]) $EIRP_{total} = P_{total} + DG$

3.3.4 Test Setup

RF Output Power (Power Meter)
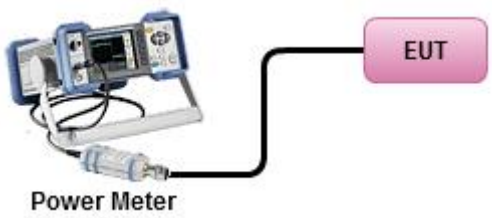

3.3.5 Test Result of Maximum Conducted Output Power

Refer as Appendix C

3.4 Peak Power Spectral Density

3.4.1 Peak Power Spectral Density Limit

Peak Power Spectral Density Limit	
UNII Devices	
☒	For the 5.15-5.25 GHz band:
	▪ Outdoor AP: the peak power spectral density (PPSD) shall not exceed the lesser of 17dBm/MHz. If G_{TX} > 6 dBi, then P_{Out} = 17 – (G_{TX} – 6).
	▪ Indoor AP: the peak power spectral density (PPSD) shall not exceed the lesser of 17dBm/MHz. If G_{TX} > 6 dBi, then P_{Out} = 17 – (G_{TX} – 6).
	▪ Point-to-point AP: the peak power spectral density (PPSD) shall not exceed the lesser of 17dBm/MHz. If G_{TX} > 23 dBi, then P_{Out} = 17 – (G_{TX} – 23).
	▪ Mobile or Portable Client: the peak power spectral density (PPSD) ≤ 11 dBm/MHz. If G_{TX} > 6 dBi, then PPSD= 11 – (G_{TX} – 6)..
☐	For the 5.25-5.35 GHz band, the peak power spectral density (PPSD) ≤ 11 dBm/MHz. If G_{TX} > 6 dBi, then PPSD= 11 – (G_{TX} – 6).
☐	For the 5.47-5.725 GHz band, the peak power spectral density (PPSD) ≤ 11 dBm/MHz. If G_{TX} > 6 dBi, then PPSD= 11 – (G_{TX} – 6).
☒	For the 5.725-5.85 GHz band:
	▪ Point-to-multipoint systems (P2M): the peak power spectral density (PPSD) ≤ 30 dBm/500kHz. If G_{TX} > 6 dBi, then PPSD= 30 – (G_{TX} – 6).
	▪ Point-to-point systems (P2P): the peak power spectral density (PPSD) ≤ 30 dBm/500kHz.
PPSD = peak power spectral density that he same method as used to determine the conducted output power shall be used to determine the power spectral density. And power spectral density in dBm/MHz **G_{TX}** = the maximum transmitting antenna directional gain in dBi.	

3.4.2 Measuring Instruments

Refer a test equipment and calibration data table in this test report.

3.4.3 Test Procedures

Test Method		
▪ Peak power spectral density procedures that the same method as used to determine the conducted output power shall be used to determine the peak power spectral density and use the peak search function on the spectrum analyzer to find the peak of the spectrum. For the peak power spectral density shall be measured using below options:		
	☐ Refer as KDB 789033, F)5) power spectral density can be measured using resolution bandwidths < 1 MHz provided that the results are integrated over 1 MHz bandwidth	
	Duty cycle ≥ 98%	
	☒ Refer as KDB 789033, clause E Method SA-2 (spectral trace averaging).	
	Duty cycle < 98%	
	☒ Refer as KDB 789033, clause E Method SA-2 Alt. (RMS detection with slow sweep speed)	
▪ For conducted measurement.		
	▪ If the EUT supports multiple transmit chains using options given below:	
		☒ Measure and sum the spectra across the outputs. Refer as KDB 662911, In-band power spectral density (PSD). Sample all transmit ports simultaneously using a spectrum analyzer for each transmit port. Where the trace bin-by-bin of each transmit port summing can be performed. (i.e., in the first spectral bin of output 1 is summed with that in the first spectral bin of output 2 and that from the first spectral bin of output 3, and so on up to the NTX output to obtain the value for the first frequency bin of the summed spectrum.). Add up the amplitude (power) values for the different transmit chains and use this as the new data trace.
	▪	If multiple transmit chains, EIRP PPSD calculation could be following as methods: $PPSD_{total} = PPSD_1 + PPSD_2 + \ldots + PPSD_n$ (calculated in linear unit [mW] and transfer to log unit [dBm]) $EIRP_{total} = PPSD_{total} + DG$

3.4.4 Test Setup

Power Spectral Density


3.4.5 Test Result of Peak Power Spectral Density

Refer as Appendix D

3.5 Unwanted Emissions

3.5.1 Transmitter Radiated Unwanted Emissions Limit

Unwanted emissions below 1 GHz and restricted band emissions above 1GHz limit			
Frequency Range (MHz)	**Field Strength (uV/m)**	**Field Strength (dBuV/m)**	**Measure Distance (m)**
0.009~0.490	2400/F(kHz)	48.5 - 13.8	300
0.490~1.705	24000/F(kHz)	33.8 - 23	30
1.705~30.0	30	29	30
30~88	100	40	3
88~216	150	43.5	3
216~960	200	46	3
Above 960	500	54	3

Note 1: Test distance for frequencies at or above 30 MHz, measurements may be performed at a distance other than the limit distance provided they are not performed in the near field and the emissions to be measured can be detected by the measurement equipment. When performing measurements at a distance other than that specified, the results shall be extrapolated to the specified distance using an extrapolation factor of 20 dB/decade (inverse of linear distance for field-strength measurements, inverse of linear distance-squared for power-density measurements).

Note 2: Test distance for frequencies at below 30 MHz, measurements may be performed at a distance closer than the EUT limit distance; however, an attempt should be made to avoid making measurements in the near field. When performing measurements below 30 MHz at a closer distance than the limit distance, the results shall be extrapolated to the specified distance by either making measurements at a minimum of two or more distances on at least one radial to determine the proper extrapolation factor or by using the square of an inverse linear distance extrapolation factor (40 dB/decade). The test report shall specify the extrapolation method used to determine compliance of the EUT.

Un-restricted band emissions above 1GHz Limit	
Operating Band	**Limit**
5.15 - 5.25 GHz	e.i.r.p. -27 dBm [68.2 dBuV/m@3m]
5.25 - 5.35 GHz	e.i.r.p. -27 dBm [68.2 dBuV/m@3m]
5.47 - 5.725 GHz	e.i.r.p. -27 dBm [68.2 dBuV/m@3m]
5.725 - 5.85 GHz	5.650-5700 GHz: e.i.r.p. -27 ~ 10 dBm [68.2 ~ 105.2 dBuV/m@3m] 5.700-5720 GHz: e.i.r.p. 10 ~ 15.6 dBm [105.2 ~ 110.8 dBuV/m@3m] 5.720-5725 GHz: e.i.r.p. 15.6 ~ 27 dBm [110.8 ~ 122.2 dBuV/m@3m] 5.850-5.855 GHz: e.i.r.p. 27 ~ 15.6 dBm [122.2 ~ 110.8 dBuV/m@3m] 5.855-5.875 GHz: e.i.r.p. 15.6 ~ 10 dBm [110.8 ~ 105.2 dBuV/m@3m] 5.875-5.925 GHz: e.i.r.p. 10 ~ -27 dBm [105.2 ~ 68.2dBuV/m@3m] Other un-restricted band: e.i.r.p. -27 dBm [68.2 dBuV/m@3m]

Note 1: Measurements may be performed at a distance other than the limit distance provided they are not performed in the near field and the emissions to be measured can be detected by the measurement equipment. When performing measurements at a distance other than that specified, the results shall be extrapolated to the specified distance using an extrapolation factor of 20 dB/decade (inverse of linear distance for field-strength measurements, inverse of linear distance-squared for power-density measurements).

3.5.2 Measuring Instruments

Refer a test equipment and calibration data table in this test report.

3.5.3 Test Procedures

Test Method		
▪ Measurements may be performed at a distance other than the limit distance provided they are not performed in the near field and the emissions to be measured can be detected by the measurement equipment. Measurements shall not be performed at a distance greater than 30 m for frequencies above 30 MHz, unless it can be further demonstrated that measurements at a distance of 30 m or less are impractical. When performing measurements at a distance other than that specified, the results shall be extrapolated to the specified distance using an extrapolation factor of 20 dB/decade (inverse of linear distance for field-strength measurements, inverse of linear distance-squared for power-density measurements).		
▪ The average emission levels shall be measured in [duty cycle ≥ 98 or duty factor].		
▪ For the transmitter unwanted emissions shall be measured using following options below:		
	▪ Refer as KDB 789033, clause G)2) for unwanted emissions into non-restricted bands.	
	▪ Refer as KDB 789033, clause G)1) for unwanted emissions into restricted bands.	
		☒ Refer as KDB 789033, G)6) Method VB (ANSI C63.10, clause 4.1.4.2.3), Reduced VBW.
		☒ Refer as KDB 789033, clause G)5) (ANSI C63.10, clause 4.1.4.2.2), measurement procedure peak limit.
▪ For radiated measurement.		
	▪ Refer as ANSI C63.10, clause 6.4 for radiated emissions below 30 MHz and test distance is 3m.	
	▪ Refer as ANSI C63.10, clause 6.5 for radiated emissions 30 MHz to 1 GHz and test distance is 3m.	
	▪ Refer as ANSI C63.10, clause 6.6 for radiated emissions above 1GHz.	
▪ The any unwanted emissions level shall not exceed the fundamental emission level.		
▪ All amplitude of spurious emissions that are attenuated by more than 20 dB below the permissible value has no need to be reported.		

3.5.4 Test Setup

Transmitter Radiated Unwanted Emissions

9kHz ~30MHz

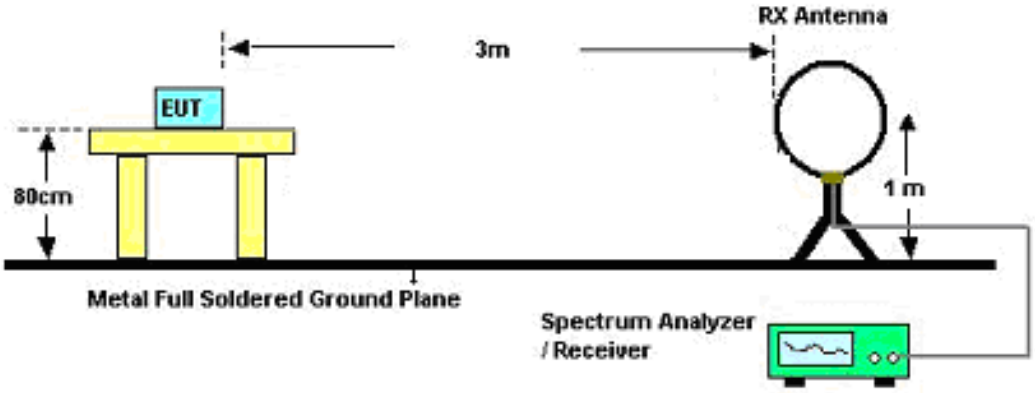

30MHz~1GHz

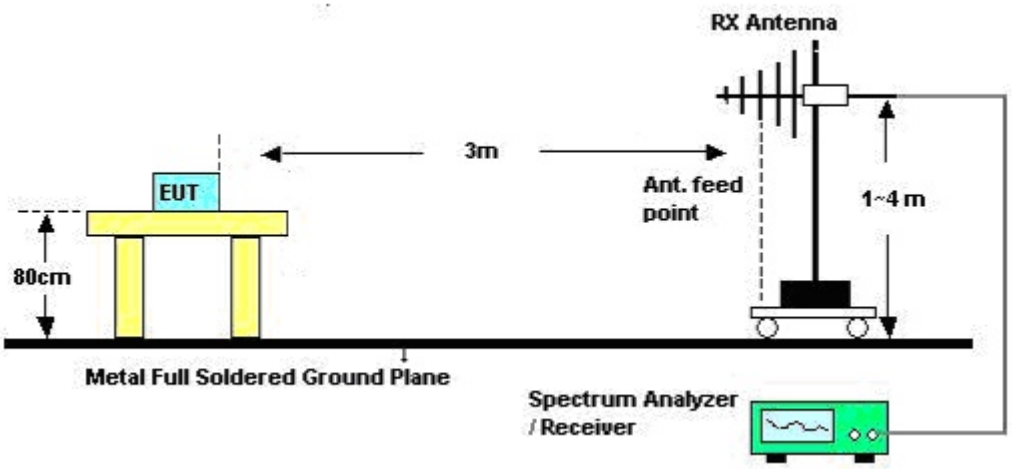

Above 1GHz

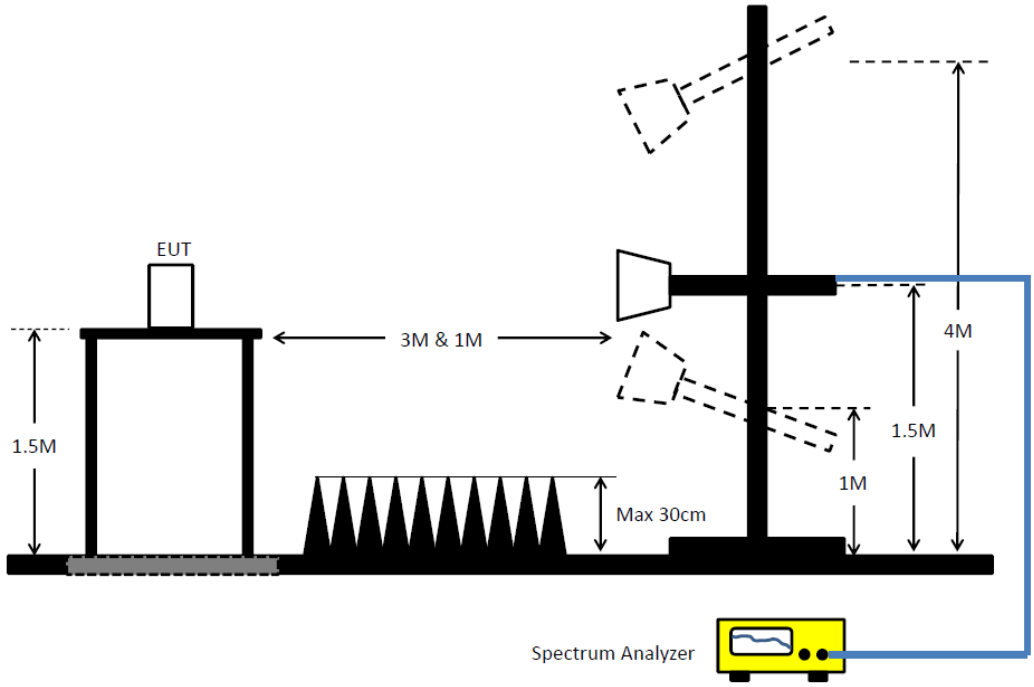

3.5.5 Transmitter Unwanted Emissions (Below 30MHz)

The amplitude of spurious emissions which are attenuated by more than 20dB below the permissible value has no need to be reported. All amplitude of spurious emissions that are attenuated by more than 20 dB below the permissible value has no need to be reported.

3.5.6 Test Result of Transmitter Unwanted Emissions

Refer as Appendix E

3.6 Receiver Radiated Unwanted Emissions

3.6.1 Receiver Radiated Unwanted Emissions Limit

Restricted Spurious Emissions Limit			
Frequency Range (MHz)	**Field Strength (uV/m)**	**Field Strength (dBuV/m)**	**Measure Distance (m)**
0.009~0.490	2400/F(kHz)	48.5 - 13.8	300
0.490~1.705	24000/F(kHz)	33.8 - 23	30
1.705~30.0	30	29	30
30~88	100	40	3
88~216	150	43.5	3
216~960	200	46	3
Above 960	500	54	3

Note 1: Test distance for frequencies at or above 30 MHz, measurements may be performed at a distance other than the limit distance provided they are not performed in the near field and the emissions to be measured can be detected by the measurement equipment. When performing measurements at a distance other than that specified, the results shall be extrapolated to the specified distance using an extrapolation factor of 20 dB/decade (inverse of linear distance for field-strength measurements, inverse of linear distance-squared for power-density measurements).

Note 2: Test distance for frequencies at below 30 MHz, measurements may be performed at a distance closer than the EUT limit distance; however, an attempt should be made to avoid making measurements in the near field. When performing measurements below 30 MHz at a closer distance than the limit distance, the results shall be extrapolated to the specified distance by either making measurements at a minimum of two or more distances on at least one radial to determine the proper extrapolation factor or by using the square of an inverse linear distance extrapolation factor (40 dB/decade). The test report shall specify the extrapolation method used to determine compliance of the EUT.

3.6.2 Measuring Instruments

Refer a test equipment and calibration data table in this test report.

3.6.3 Test Procedures

Test Method		
☒	The search for spurious emissions shall be from the lowest frequency internally generated or used in the receiver (e.g. local oscillator, intermediate or carrier frequency), or 30 MHz, whichever is higher, to at least 3 times the highest tuneable or local oscillator frequency, whichever is higher, without exceeding 40 GHz.	
☒	Measurements may be performed at a distance other than the limit distance provided they are not performed in the near field and the emissions to be measured can be detected by the measurement equipment. When performing measurements at a distance other than that specified, the results shall be extrapolated to the specified distance using an extrapolation factor of 20 dB/decade (inverse of linear distance for field-strength measurements, inverse of linear distance-squared for power-density measurements).	
☒	For radiated measurement, refer as KDB 789033, clause G)2).	
	☒	Refer as ANSI C63.4, clause 8.3.1.1 and 8.3.2.1 for radiated emissions from below 30 MHz.
	☒	Refer as ANSI C63.4, clause 8.3.1.1 and 8.3.2.1 for radiated emissions from 30 MHz-1 GHz. For the peak measurement is fully sufficient, as the max field strength as measured with the Peak-Detector meets the QP-Limit so that the QP level does not need to be reported in addition.
	☒	Refer as ANSI C63.4, clause 8.3.1.2 and 8.3.2.2 for radiated emissions from above 1 GHz. For the peak measurement is fully sufficient, as the max field strength as measured with the Peak-Detector meets the AV-Limit so that the AV level does not need to be reported in addition.
☒	All amplitude of spurious emissions that are attenuated by more than 30 dB below the permissible value has no need to be reported.	

3.6.4 Test Setup

Receiver Spurious and Out of Band Emissions (9 kHz - 30 MHz)

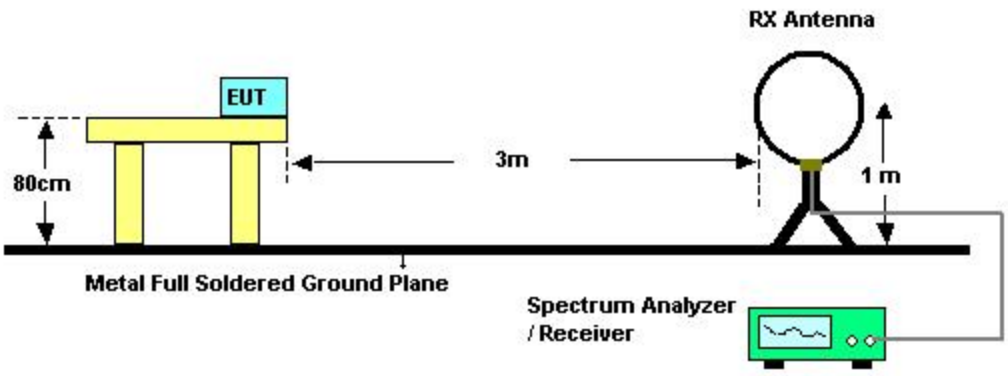

Receiver Radiated Unwanted Emissions (Below 1GHz)

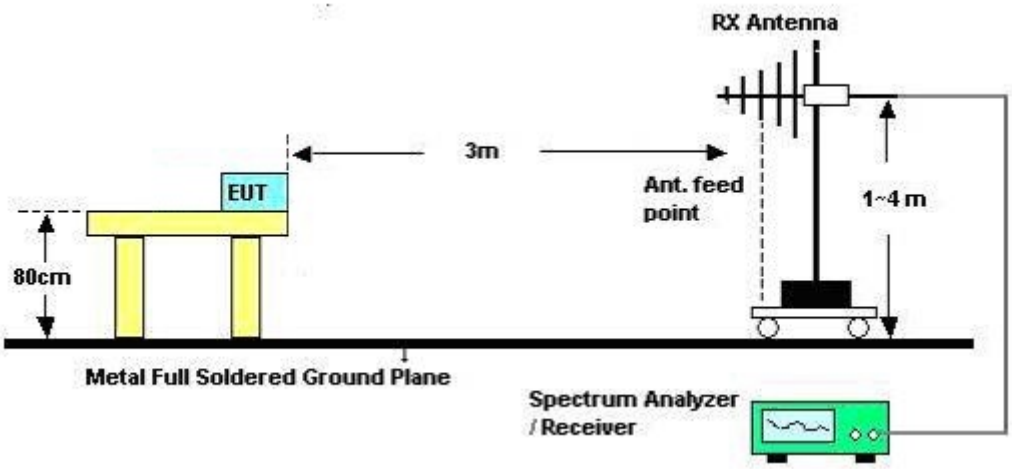

Receiver Radiated Unwanted Emissions (Above 1GHz)

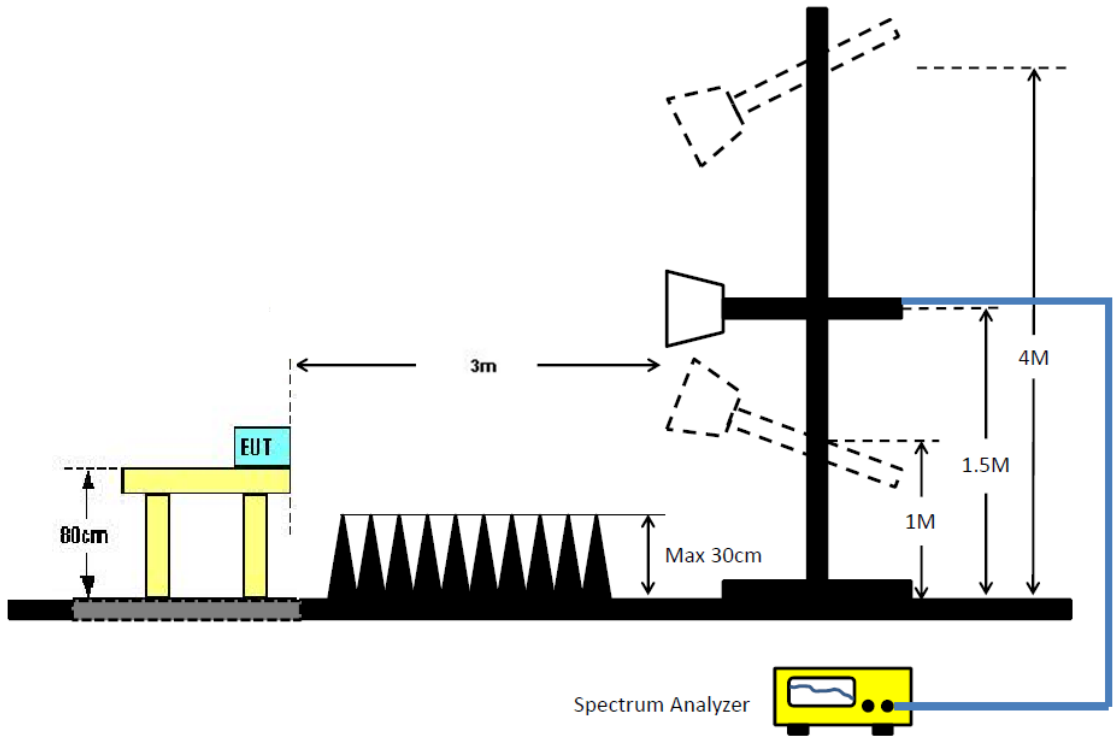

3.6.5 Receiver Radiated Unwanted Emissions (Below 30MHz)

The amplitude of spurious emissions which are attenuated by more than 20dB below the permissible value has no need to be reported.

3.6.6 Test Result of Receiver Radiated Unwanted Emissions

Refer as Appendix F

3.7 Frequency Stability

3.7.1 Frequency Stability Limit

Frequency Stability Limit
UNII Devices
▪ In-band emission is maintained within the band of operation under all conditions of normal operation as specified in the user's manual.
IEEE Std. 802.11
▪ The transmitter center frequency tolerance shall be ± 20 ppm maximum for the 5 GHz band.

3.7.2 Measuring Instruments

Refer a test equipment and calibration data table in this test report.

3.7.3 Test Procedures

Test Method		
▪	Refer as ANSI C63.10, clause 6.8 for frequency stability tests	
	▪	Frequency stability with respect to ambient temperature
	▪	Frequency stability when varying supply voltage

3.7.4 Test Setup

Frequency Stability

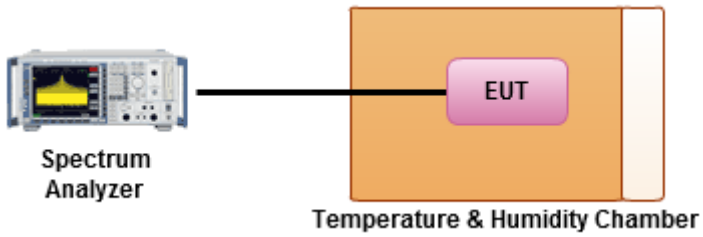

3.7.5 Test Result of Frequency Stability

Refer as Appendix G

4 Test Equipment and Calibration Data

Instrument for AC Conduction

Instrument	Manufacturer	Model No.	Serial No.	Spec.	Calibration Date	Calibration Due Date
EMC Receiver	R&S	ESR3	102052	9kHz ~ 3.6GHz	29/Apr/2017	28/Apr/2018
RF Cable-CON	HUBER+SUHNER	RG213/U	07611832020001	9kHz ~ 30MHz	06/Oct/2017	05/Oct/2018
AC POWER	APC	AFC-11005G	F310050055	47Hz~63Hz 5~300V	NCR	NCR
Impuls Begrenzer Pulse Limiter	SCHWARZBECK	VTSD 9561-F	9561-F041	9 kHz ~ 30 MHz	12/Oct/2017	11/Oct/2018
LISN	R&S	ENV216	101295	9kHz ~ 30MHz	17/Nov/2017	16/Nov/2018

NCR: Non Calibration Require.

Instrument for Radiated Test (TX)

Instrument	Manufacturer	Model No.	Serial No.	Spec.	Calibration Date	Calibration Due Date
3m Semi Anechoic Chamber	TDK	SAC-3M	03CH09-HY	30MHz ~ 1GHz	25/Apr/2017	24/Apr/2018
3m Semi Anechoic Chamber	TDK	SAC-3M	03CH09-HY	1GHz ~ 18GHz	21/Jun/2016	20/Jun/2017
Amplifier	Agilent	8449B	3008A02364	1GHz ~ 26.5GHz	17/Nov/2016	16/Nov/2017
Amplifier	EMC	EMC9135	980209	9KHz ~ 1GHz	05/Sep/2016	04/Sep/2017
Spectrum Analyzer	KEYSIGHT	N9010A	MY54200885	10Hz ~ 44GHz	04/Jul/2016	03/Jul/2017
Bilog Antenna	TESEQ	CBL 6111D	35418	30MHz ~ 1GHz	01/Oct/2016	30/Sep/2017
Horn Antenna	SCHWARZBECK	BBHA 9120D	BBHA9120D 1534	1GHz ~ 18GHz	28/Apr/2017	27/Apr/2018
Horn Antenna	SCHWARZBECK	BBHA9170	BBHA9170614	18GHz ~ 40GHz	06/Feb/2017	05/Feb/2018
Amplifier	MITEQ	JS44-18004000-33-8P	1840917	18GHz ~ 40GHz	02/Jun/2015	01/Jun/2017
Loop Antenna	R&S	HFH2-Z2	100330	9 kHz ~ 30 MHz	10/Nov/2016	09/Nov/2017
RF Cable-R03m	Jye Bao	RG142	CB021	9kHz ~ 1GHz	23/Jul/2016	22/Jul/2017
RF Cable-high	Jye Bao	RG142	03CH09-HY	1GHz ~ 40GHz	23/Jul/2016	22/Jul/2017
Receiver	R&S	ESU-26	100422/026	20Hz ~ 26.5GHz	21/Sep/2016	20/Sep/2017

Instrument for Radiated Test (RX)

Instrument	Manufacturer	Model No.	Serial No.	Spec.	Calibration Date	Calibration Due Date
Spectrum Analyzer	R&S	FSP 40	100305	9kHz ~ 40GHz	30/Dec/2016	29/Dec/2017
3m Semi Anechoic Chamber	SIDT FRANKONIA	SAC-3M	03CH02-HY	30MHz ~ 1GHz 3m	20/Oct/2017	19/Oct/2018
3m Semi Anechoic Chamber	SIDT FRANKONIA	SAC-3M	03CH02-HY	1GHz ~ 18GHz 3m	27/ Oct /2017	26/ Oct /2018
Amplifier	Agilent	8447D	2944A11149	100kHz ~ 1.3GHz	29/Jun/2017	28/Jun/2018
RF Cable-R03m	Jye Bao	RG142	CB017	9kHz ~ 1GHz	26/Jan/2017	25/Jan/2018
RF Cable-high	SUHNER	SUCOFLEX104	MY34918/4	1GHz ~ 40GHz	26/Jan/2017	25/Jan/2018
Amplifier	Agilent	8449B	3008A02602	1GHz ~ 26.5GHz	19/Sep/2017	18/Sep/2018
Horn Antenna	SCHWARZBECK	BBHA 9120 D	BBHA 9120 D 01543	1GHz ~ 18GHz	11/May/2017	10/May/2018
Horn Antenna	SCHWARZBECK	BBHA9170	BBHA9170221	18GHz ~ 40GHz	06/Feb/2017	05/Feb/2018
Bilog Antenna	SCHAFFNER	CBL 6112B	2723	30MHz ~ 1GHz	09/Sep/2017	8/Sep/2018
Receiver	R&S	ESU3	102052	9kHz ~ 3.6GHz	29/Apr/2017	28/Apr/2018
Amplifier	MITEQ	JS44-18004000-33-8P	1840917	18GHz ~ 40GHz	06/Feb/2017	05/Feb/2018
Loop Antenna	TESEQ	HLA 6120	24155	9kHz ~ 30MHz	03/Feb/2017	02/Feb/2018

Instrument for Conducted Test

Instrument	Manufacturer	Model No.	Serial No.	Spec.	Calibration Date	Calibration Due Date
Spectrum Analyzer	R&S	FSV 40	101013	10Hz ~ 40GHz	30/Dec/2016	29/Dec/2017
Power Sensor	Anritsu	MA2411B	1027452	300MHz ~ 40GHz	24/Feb/2017	23/Feb/2018
Power Meter	Anritsu	ML2495A	1124009	300MHz ~ 40GHz	24/Feb/2017	23/Feb/2018
Signal Generator	R&S	SMR40	100116	10MHz ~ 40GHz	21/Jul/2016	20/Jul/2017
Temp. and Humidity Chamber	Giant Force	GTH-225-40-CP-AR	MAA1611-005	-40 ~ 100℃	21/Nov/2016	20/Nov/2018
RF Cable-0.2m	HUBER+SUHNER	SUCOFLEX_104	MY677/3	30MHz ~ 26.5GHz	02/Oct/2016	01/Oct/2017
RF Cable-0.2m	HUBER+SUHNER	SUCOFLEX_104	MY678/3	30MHz ~ 26.5GHz	02/Oct/2016	01/Oct/2017
RF Cable-0.5m	HUBER+SUHNER	SUCOFLEX_104	MY10717/4	30MHz ~ 26.5GHz	02/Oct/2016	01/Oct/2017
RF Cable-1.5m	HUBER+SUHNER	SUCOFLEX_104	MY12586/4	30MHz ~ 26.5GHz	02/Oct/2016	01/Oct/2017

AC Power-line Conducted Emissions Result			
Operating Mode	3	**Power Phase**	Neutral
Operating Function	PoE Mode ; WIFI 5G(eth3) TX		

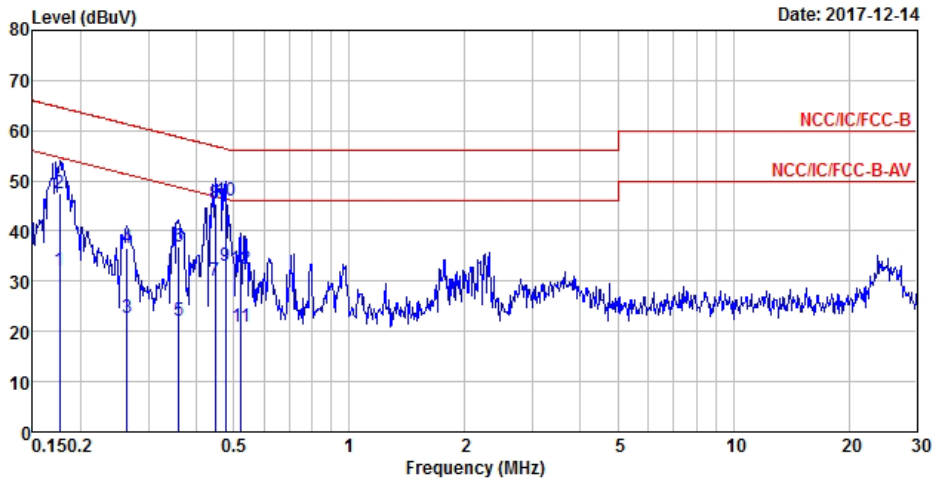

	Freq	Level	Over Limit	Limit Line	Read Level	LISN Factor	Cable Loss	Remark
	MHz	dBuV	dB	dBuV	dBuV	dB	dB	
1	0.1758	32.15	-22.53	54.68	22.51	9.62	0.02	Average
2	0.1758	47.40	-17.28	64.68	37.76	9.62	0.02	QP
3	0.2644	22.62	-28.67	51.29	12.96	9.62	0.04	Average
4	0.2644	36.53	-24.76	61.29	26.87	9.62	0.04	QP
5	0.3596	22.22	-26.52	48.74	12.53	9.61	0.08	Average
6	0.3596	36.82	-21.92	58.74	27.13	9.61	0.08	QP
7	0.4468	30.05	-16.88	46.93	20.35	9.61	0.09	Average
8	0.4468	45.50	-11.43	56.93	35.80	9.61	0.09	QP
9	0.4761	33.18	-13.23	46.41	23.49	9.61	0.08	Average
10 MAX	0.4761	46.13	-10.28	56.41	36.44	9.61	0.08	QP
11	0.5238	21.00	-25.00	46.00	11.32	9.61	0.07	Average
12	0.5238	32.58	-23.42	56.00	22.90	9.61	0.07	QP

Note 1: “>20dB” means emission levels that exceed the level of 20 dB below the applicable limit.
Note 2: “N/F” means Nothing Found emissions (No emissions were detected.)

AC Power-line Conducted Emissions Result			
Operating Mode	3	**Power Phase**	Line
Operating Function	PoE Mode ; WIFI 5G(eth3) TX		

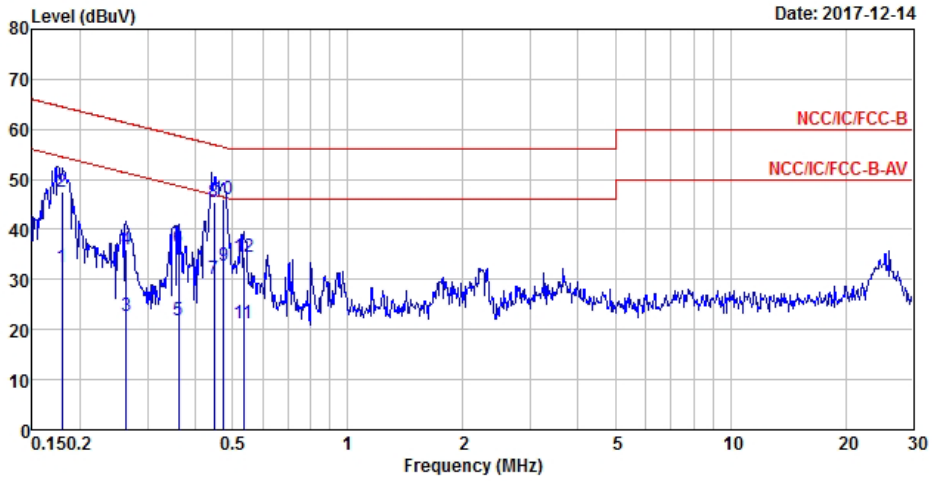

	Freq	Level	Over Limit	Limit Line	Read Level	LISN Factor	Cable Loss	Remark
	MHz	dBuV	dB	dBuV	dBuV	dB	dB	
1	0.1796	32.57	-21.93	54.50	22.93	9.62	0.02	Average
2	0.1796	47.51	-16.99	64.50	37.87	9.62	0.02	QP
3	0.2644	22.86	-28.43	51.29	13.20	9.62	0.04	Average
4	0.2644	36.16	-25.13	61.29	26.50	9.62	0.04	QP
5	0.3615	21.73	-26.96	48.69	12.03	9.61	0.09	Average
6	0.3615	36.25	-22.44	58.69	26.55	9.61	0.09	QP
7	0.4468	30.05	-16.88	46.93	20.35	9.61	0.09	Average
8	0.4468	45.36	-11.57	56.93	35.66	9.61	0.09	QP
9	0.4736	32.71	-13.74	46.45	23.02	9.61	0.08	Average
10 MAX	0.4736	45.97	-10.48	56.45	36.28	9.61	0.08	QP
11	0.5350	21.39	-24.61	46.00	11.71	9.61	0.07	Average
12	0.5350	34.62	-21.38	56.00	24.94	9.61	0.07	QP

Note 1: “>20dB” means emission levels that exceed the level of 20 dB below the applicable limit.
Note 2: “N/F” means Nothing Found emissions (No emissions were detected.)

AC Power-line Conducted Emissions Result			
Operating Mode	5	**Power Phase**	Neutral
Operating Function	PoE Mode ; WIFI 2.4G RX		

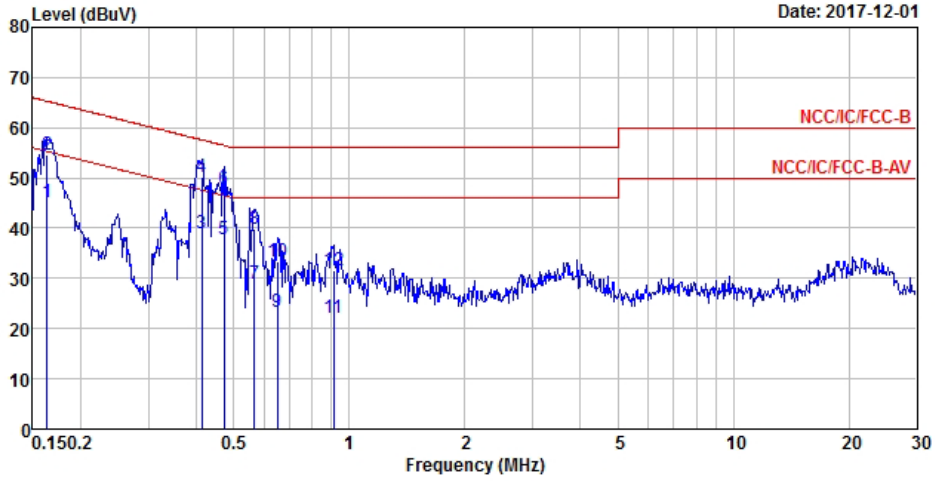

	Freq	Level	Over Limit	Limit Line	Read Level	LISN Factor	Cable Loss	Remark
	MHz	dBuV	dB	dBuV	dBuV	dB	dB	
1	0.1633	45.17	-10.13	55.30	35.51	9.63	0.03	Average
2	0.1633	54.48	-10.82	65.30	44.82	9.63	0.03	QP
3	0.4127	39.10	-8.49	47.59	29.39	9.61	0.10	Average
4 MAX	0.4127	50.12	-7.47	57.59	40.41	9.61	0.10	QP
5	0.4711	37.91	-8.58	46.49	28.22	9.61	0.08	Average
6	0.4711	47.69	-8.80	56.49	38.00	9.61	0.08	QP
7	0.5671	29.05	-16.95	46.00	19.38	9.61	0.06	Average
8	0.5671	39.80	-16.20	56.00	30.13	9.61	0.06	QP
9	0.6508	23.33	-22.67	46.00	13.66	9.62	0.05	Average
10	0.6508	33.22	-22.78	56.00	23.55	9.62	0.05	QP
11	0.9087	22.22	-23.78	46.00	12.59	9.62	0.01	Average
12	0.9087	31.73	-24.27	56.00	22.10	9.62	0.01	QP

Note 1: “>20dB” means emission levels that exceed the level of 20 dB below the applicable limit.
Note 2: “N/F” means Nothing Found emissions (No emissions were detected.)

AC Power-line Conducted Emissions Result			
Operating Mode	5	**Power Phase**	Line
Operating Function	PoE Mode ; WIFI 2.4G RX		

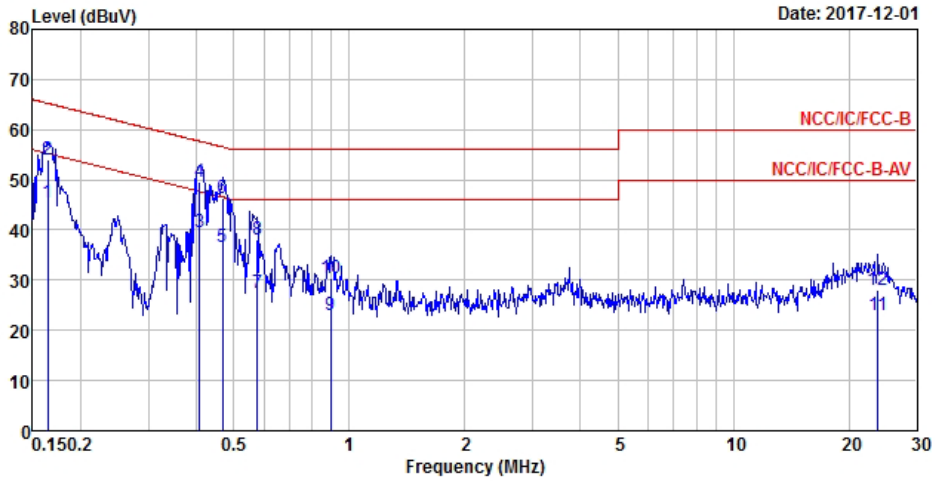

	Freq	Level	Over Limit	Limit Line	Read Level	LISN Factor	Cable Loss	Remark
	MHz	dBuV	dB	dBuV	dBuV	dB	dB	
1	0.1641	45.39	-9.86	55.25	35.74	9.62	0.03	Average
2	0.1641	54.02	-11.23	65.25	44.37	9.62	0.03	QP
3 MAX	0.4083	39.66	-8.02	47.68	29.95	9.61	0.10	Average
4	0.4083	49.45	-8.23	57.68	39.74	9.61	0.10	QP
5	0.4686	36.57	-9.97	46.54	26.88	9.61	0.08	Average
6	0.4686	46.45	-10.09	56.54	36.76	9.61	0.08	QP
7	0.5762	27.56	-18.44	46.00	17.89	9.61	0.06	Average
8	0.5762	38.15	-17.85	56.00	28.48	9.61	0.06	QP
9	0.8944	22.89	-23.11	46.00	13.27	9.61	0.01	Average
10	0.8944	30.51	-25.49	56.00	20.89	9.61	0.01	QP
11	23.7616	22.90	-27.10	50.00	13.28	9.57	0.05	Average
12	23.7616	28.17	-31.83	60.00	18.55	9.57	0.05	QP

Note 1: “>20dB” means emission levels that exceed the level of 20 dB below the applicable limit.
Note 2: “N/F” means Nothing Found emissions (No emissions were detected.)

Summary

Mode	Max-N dB (Hz)	Max-OBW (Hz)	ITU-Code	Min-N dB (Hz)	Min-OBW (Hz)
802.11a_(6Mbps)_3TX	-	-	-	-	-
5.15-5.25GHz	48.475M	26.675M	26M7D1D	40.225M	17.95M
5.725-5.85GHz	16.4M	36.9M	36M9D1D	3.14M	5.26M
802.11ac VHT20_Nss1,(MCS0)_3TX	-	-	-	-	-
5.15-5.25GHz	49.825M	26.05M	26M0D1D	43.45M	18.575M
5.725-5.85GHz	17.625M	38.225M	38M2D1D	3.74M	5.24M
802.11ac VHT40_Nss1,(MCS0)_3TX	-	-	-	-	-
5.15-5.25GHz	95.95M	38.35M	38M3D1D	70.7M	36.75M
5.725-5.85GHz	36.35M	76.6M	76M6D1D	3.14M	26.9M
802.11ac VHT80_Nss1,(MCS0)_3TX	-	-	-	-	-
5.15-5.25GHz	123.9M	75.4M	75M4D1D	116.8M	75.1M
5.725-5.85GHz	75.3M	100.8M	101MD1D	3.2M	38.12M

Max-N dB = Maximum 6dB down bandwidth for 5.725-5.85GHz band / Maximum 26dB down bandwidth for other band;
Max-OBW = Maximum 99% occupied bandwidth;
Min-N dB = Minimum 6dB down bandwidth for 5.725-5.85GHz band / Maximum 26dB down bandwidth for other band;
Min-OBW = Minimum 99% occupied bandwidth;

Result

Mode	Result	Limit (Hz)	Port 1-N dB (Hz)	Port 1-OBW (Hz)	Port 2-N dB (Hz)	Port 2-OBW (Hz)	Port 3-N dB (Hz)	Port 3-OBW (Hz)
802.11a_(6Mbps)_3TX	-	-	-	-	-	-	-	-
5180MHz	Pass	Inf	42.75M	22.35M	41.125M	19.25M	44.375M	21.45M
5200MHz	Pass	Inf	45.1M	23.9M	48.475M	26.675M	47.875M	24.525M
5240MHz	Pass	Inf	41M	19.75M	40.225M	17.95M	40.55M	18.45M
5745MHz	Pass	500k	16.3M	35.725M	16.3M	36.5M	16.35M	34.8M
5785MHz	Pass	500k	16.35M	36.175M	16.325M	36.9M	16M	36.025M
5825MHz	Pass	500k	16.325M	35.85M	16.35M	36.125M	16.4M	35.6M
802.11ac VHT20_Nss1,(MCS0)_3TX	-	-	-	-	-	-	-	-
5180MHz	Pass	Inf	49.825M	26.05M	46.8M	22.175M	47.775M	25M
5200MHz	Pass	Inf	48.4M	21.95M	48.075M	25.3M	47.675M	23.075M
5240MHz	Pass	Inf	47.15M	19.925M	43.45M	18.575M	44.5M	18.825M
5745MHz	Pass	500k	17.55M	37.625M	17.55M	38.225M	17.6M	37.35M
5785MHz	Pass	500k	17.625M	37.4M	16.925M	38.05M	17.6M	37.4M
5825MHz	Pass	500k	17.55M	37.075M	17.55M	37.625M	17.525M	36.85M
802.11ac VHT40_Nss1,(MCS0)_3TX	-	-	-	-	-	-	-	-
5190MHz	Pass	Inf	75.55M	36.95M	73.85M	36.75M	70.7M	36.75M
5230MHz	Pass	Inf	95.95M	38.35M	87.2M	37.25M	82.45M	37.45M
5755MHz	Pass	500k	36.35M	60.3M	36.35M	59.15M	36.3M	56.65M
5795MHz	Pass	500k	36.3M	75.2M	36.35M	76.6M	35.95M	75.35M
802.11ac VHT80_Nss1,(MCS0)_3TX	-	-	-	-	-	-	-	-
5210MHz	Pass	Inf	116.8M	75.4M	120.6M	75.1M	123.9M	75.1M
5775MHz	Pass	500k	75.1M	100.8M	75.2M	84.6M	75.3M	99.9M

Port X-N dB = Port **X** 6dB down bandwidth for 5.725-5.85GHz band / 26dB down bandwidth for other band
Port X-OBW = Port **X** 99% occupied bandwidth;

802.11a_(6Mbps)_3TX EBW

5180MHz

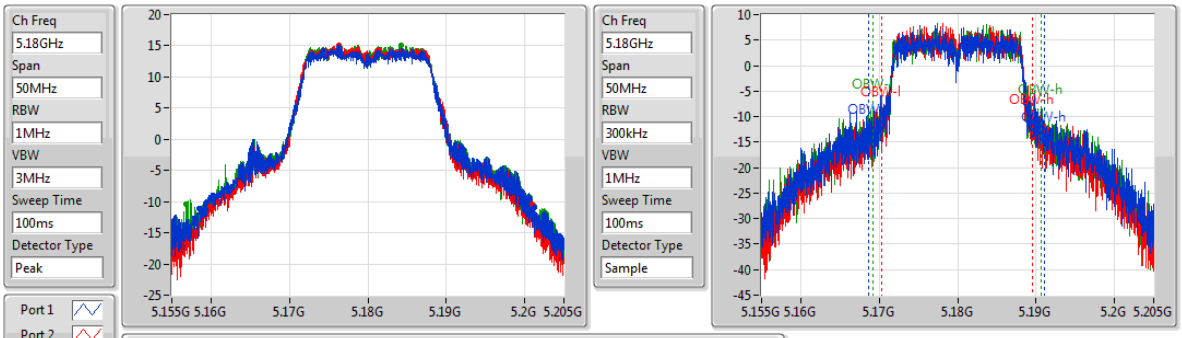

26dB(Hz)	Fl-26dB(Hz)	Fh-26dB(Hz)	OBW(Hz)	Fl-OBW(Hz)	Fh-OBW(Hz)	Limit(Hz)	Port
42.75M	5.158525G	5.201275G	22.35M	5.168675G	5.191025G	Inf	1
41.125M	5.159825G	5.20095G	19.25M	5.170275G	5.189525G	Inf	2
44.375M	5.1568G	5.201175G	21.45M	5.169225G	5.190675G	Inf	3

802.11a_(6Mbps)_3TX EBW

5200MHz

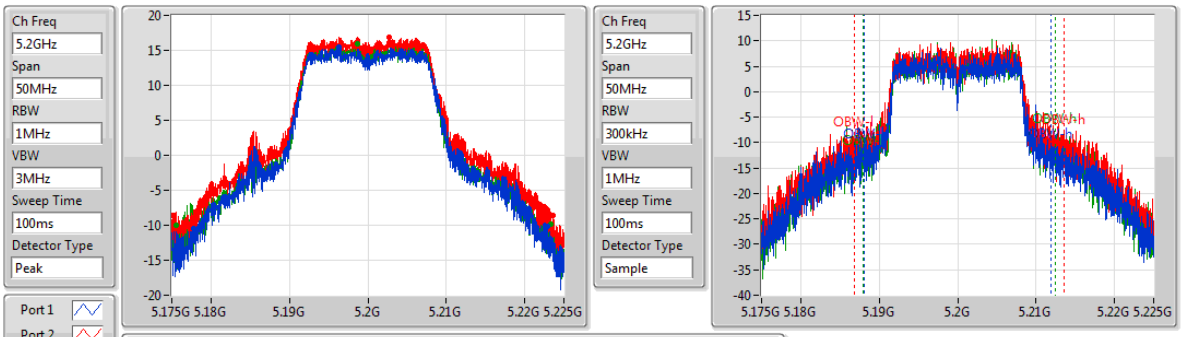

26dB(Hz)	Fl-26dB(Hz)	Fh-26dB(Hz)	OBW(Hz)	Fl-OBW(Hz)	Fh-OBW(Hz)	Limit(Hz)	Port
45.1M	5.177775G	5.222875G	23.9M	5.188025G	5.211925G	Inf	1
48.475M	5.1751G	5.223575G	26.675M	5.18685G	5.213525G	Inf	2
47.875M	5.1755G	5.223375G	24.525M	5.1879G	5.212425G	Inf	3

802.11a_(6Mbps)_3TX EBW

5240MHz

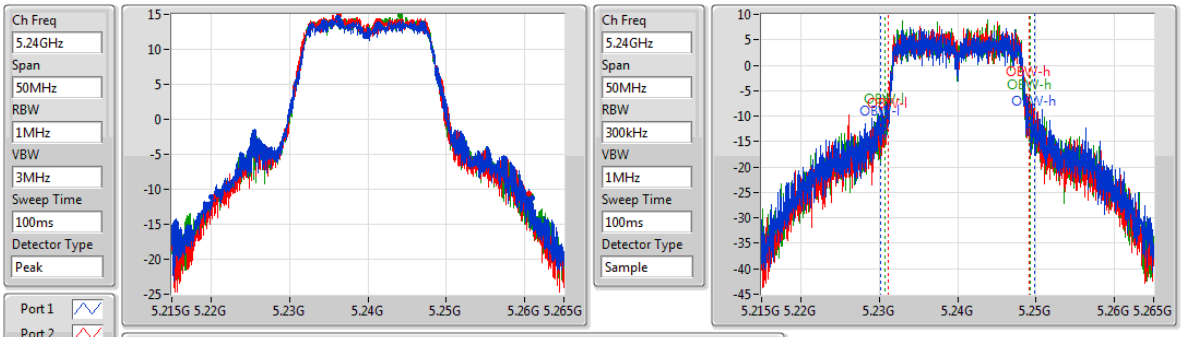

26dB(Hz)	Fl-26dB(Hz)	Fh-26dB(Hz)	OBW(Hz)	Fl-OBW(Hz)	Fh-OBW(Hz)	Limit(Hz)	Port
41M	5.219975G	5.260975G	19.75M	5.230125G	5.249875G	Inf	1
40.225M	5.22035G	5.260575G	17.95M	5.231125G	5.249075G	Inf	2
40.55M	5.220225G	5.260775G	18.45M	5.2308G	5.24925G	Inf	3

802.11a_(6Mbps)_3TX EBW

5745MHz

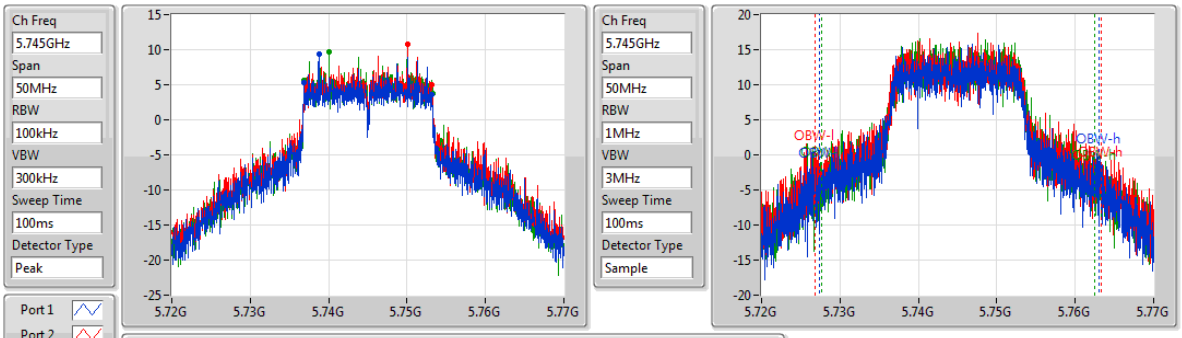

6dB(Hz)	Fl-6dB(Hz)	Fh-6dB(Hz)	OBW(Hz)	Fl-OBW(Hz)	Fh-OBW(Hz)	Limit(Hz)	Port
16.3M	5.736875G	5.753175G	35.725M	5.727325G	5.76305G	500k	1
16.3M	5.736875G	5.753175G	36.5M	5.726825G	5.763325G	500k	2
16.35M	5.7369G	5.75325G	34.8M	5.727725G	5.762525G	500k	3

802.11a_(6Mbps)_3TX EBW

5785MHz

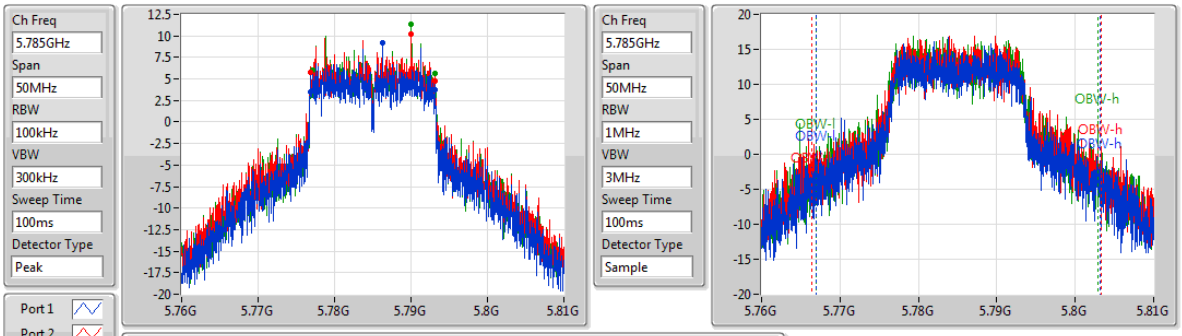

6dB(Hz)	Fl-6dB(Hz)	Fh-6dB(Hz)	OBW(Hz)	Fl-OBW(Hz)	Fh-OBW(Hz)	Limit(Hz)	Port
16.35M	5.7768G	5.79315G	36.175M	5.76695G	5.803125G	500k	1
16.325M	5.77685G	5.793175G	36.9M	5.766375G	5.803275G	500k	2
16M	5.777175G	5.793175G	36.025M	5.7669G	5.802925G	500k	3

802.11a_(6Mbps)_3TX EBW

5825MHz

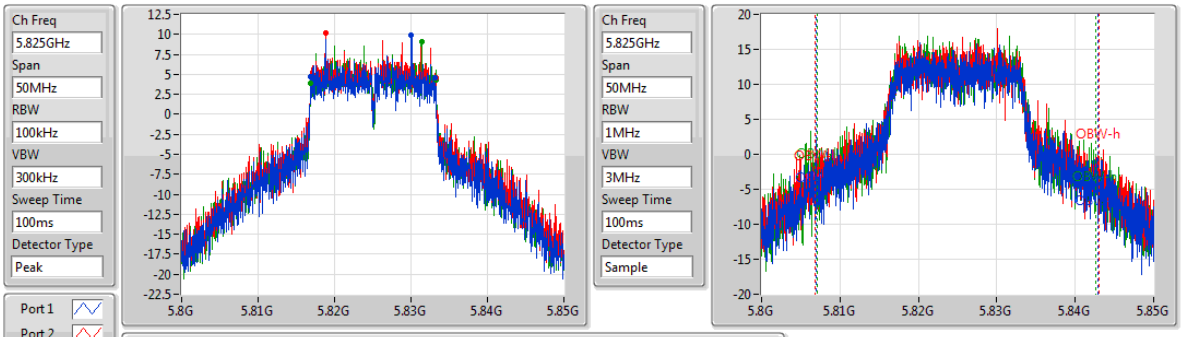

6dB(Hz)	Fl-6dB(Hz)	Fh-6dB(Hz)	OBW(Hz)	Fl-OBW(Hz)	Fh-OBW(Hz)	Limit(Hz)	Port
16.325M	5.816875G	5.8332G	35.85M	5.807025G	5.842875G	500k	1
16.35M	5.8169G	5.83325G	36.125M	5.80685G	5.842975G	500k	2
16.4M	5.816875G	5.833275G	35.6M	5.80705G	5.84265G	500k	3

802.11ac VHT20_Nss1,(MCS0)_3TX EBW

5180MHz

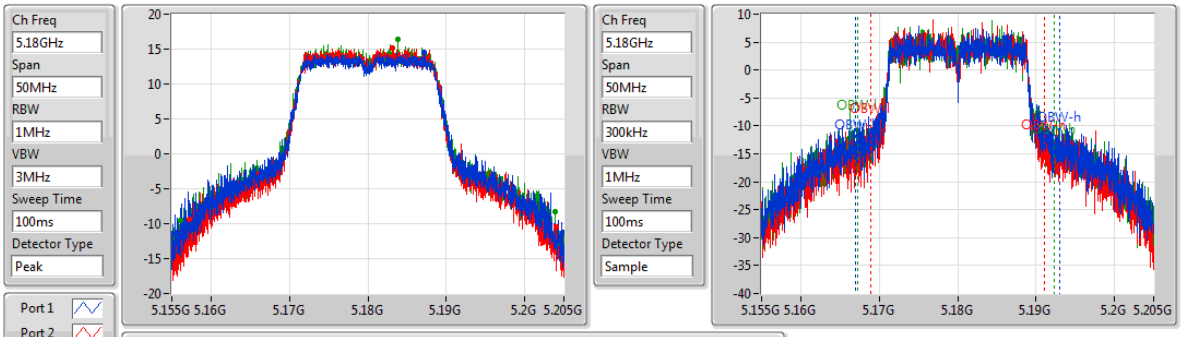

26dB(Hz)	Fl-26dB(Hz)	Fh-26dB(Hz)	OBW(Hz)	Fl-OBW(Hz)	Fh-OBW(Hz)	Limit(Hz)	Port
49.825M	5.155025G	5.20485G	26.05M	5.166925G	5.192975G	Inf	1
46.8M	5.157225G	5.204025G	22.175M	5.168925G	5.1911G	Inf	2
47.775M	5.15615G	5.203925G	25M	5.167325G	5.192325G	Inf	3

802.11ac VHT20_Nss1,(MCS0)_3TX EBW

5200MHz

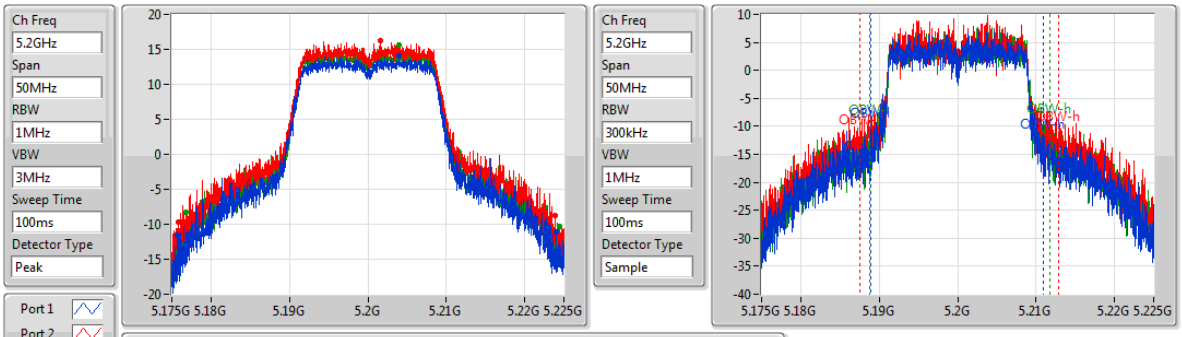

26dB(Hz)	Fl-26dB(Hz)	Fh-26dB(Hz)	OBW(Hz)	Fl-OBW(Hz)	Fh-OBW(Hz)	Limit(Hz)	Port
48.4M	5.175675G	5.224075G	21.95M	5.18895G	5.2109G	Inf	1
48.075M	5.17585G	5.223925G	25.3M	5.1876G	5.2129G	Inf	2
47.675M	5.17675G	5.224425G	23.075M	5.188725G	5.2118G	Inf	3

802.11ac VHT20_Nss1,(MCS0)_3TX EBW

5240MHz

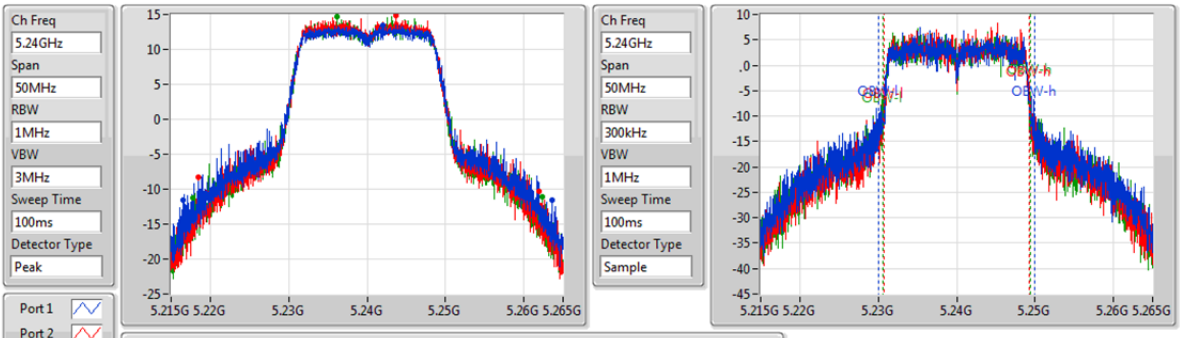

26dB(Hz)	Fl-26dB(Hz)	Fh-26dB(Hz)	OBW(Hz)	Fl-OBW(Hz)	Fh-OBW(Hz)	Limit(Hz)	Port
47.15M	5.216475G	5.263625G	19.925M	5.230075G	5.249575G	Inf	1
43.45M	5.21855G	5.262G	18.575M	5.23075G	5.249325G	Inf	2
44.5M	5.21785G	5.26235G	18.825M	5.2306G	5.249425G	Inf	3

802.11ac VHT20_Nss1,(MCS0)_3TX EBW

5745MHz

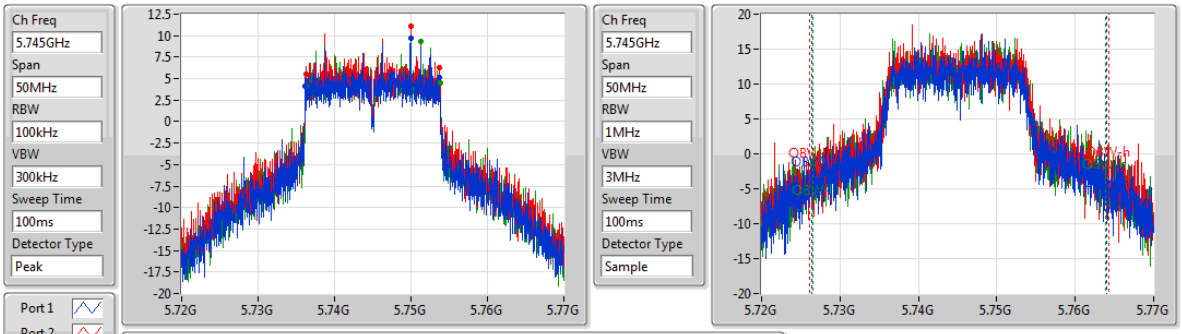

6dB(Hz)	Fl-6dB(Hz)	Fh-6dB(Hz)	OBW(Hz)	Fl-OBW(Hz)	Fh-OBW(Hz)	Limit(Hz)	Port
17.55M	5.7362G	5.75375G	37.625M	5.726375G	5.764G	500k	1
17.55M	5.736225G	5.753775G	38.225M	5.7261G	5.764325G	500k	2
17.6M	5.736225G	5.753825G	37.35M	5.7265G	5.76385G	500k	3

802.11ac VHT20_Nss1,(MCS0)_3TX EBW

5785MHz

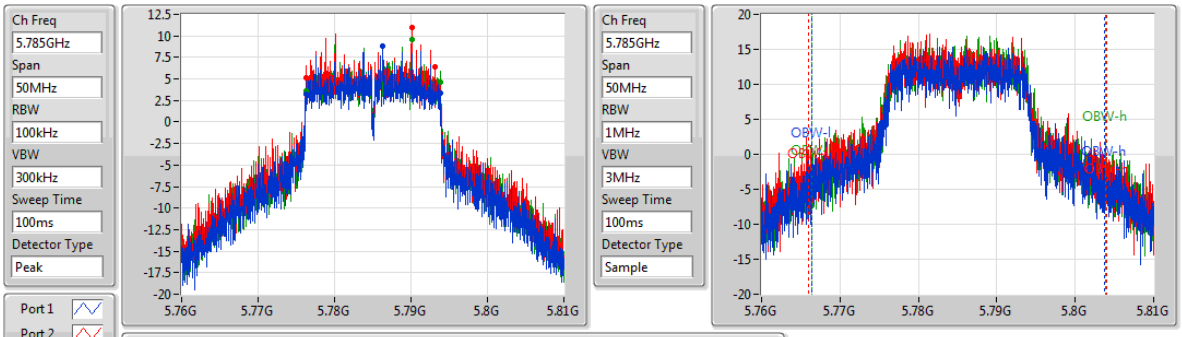

6dB(Hz)	Fl-6dB(Hz)	Fh-6dB(Hz)	OBW(Hz)	Fl-OBW(Hz)	Fh-OBW(Hz)	Limit(Hz)	Port
17.625M	5.776225G	5.79385G	37.4M	5.7664G	5.8038G	500k	1
16.925M	5.776275G	5.7932G	38.05M	5.765975G	5.804025G	500k	2
17.6M	5.776275G	5.793875G	37.4M	5.766425G	5.803825G	500k	3

802.11ac VHT20_Nss1,(MCS0)_3TX EBW

5825MHz

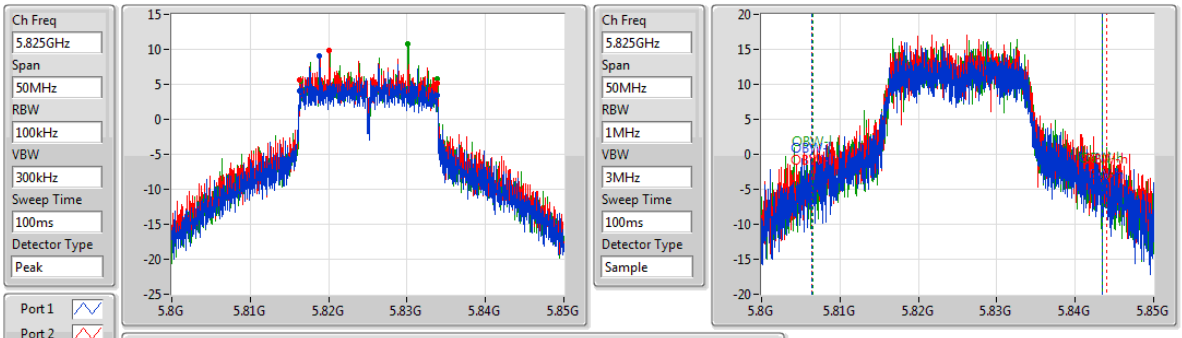

6dB(Hz)	Fl-6dB(Hz)	Fh-6dB(Hz)	OBW(Hz)	Fl-OBW(Hz)	Fh-OBW(Hz)	Limit(Hz)	Port
17.55M	5.8163G	5.83385G	37.075M	5.806425G	5.8435G	500k	1
17.55M	5.816325G	5.833875G	37.625M	5.80635G	5.843975G	500k	2
17.525M	5.816375G	5.8339G	36.85M	5.8066G	5.84345G	500k	3

802.11ac VHT40_Nss1,(MCS0)_3TX EBW

5190MHz

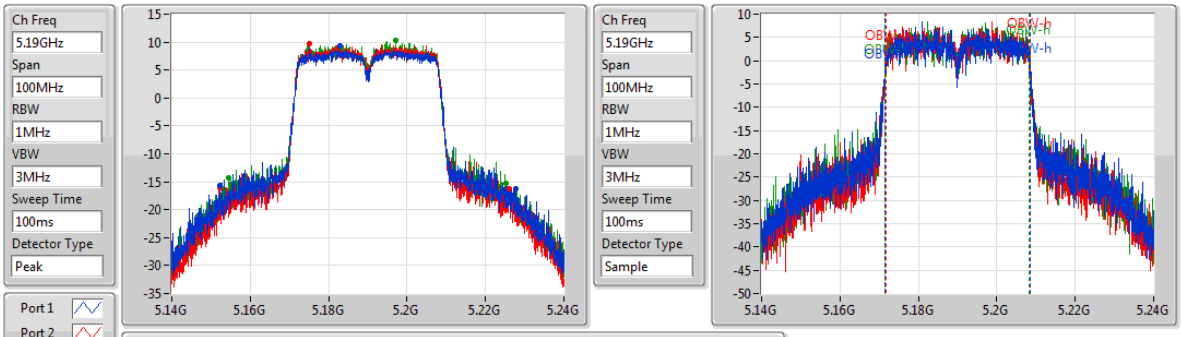

26dB(Hz)	Fl-26dB(Hz)	Fh-26dB(Hz)	OBW(Hz)	Fl-OBW(Hz)	Fh-OBW(Hz)	Limit(Hz)	Port
75.55M	5.15215G	5.2277G	36.95M	5.17155G	5.2085G	Inf	1
73.85M	5.15235G	5.2262G	36.75M	5.17165G	5.2084G	Inf	2
70.7M	5.15445G	5.22515G	36.75M	5.1716G	5.20835G	Inf	3

802.11ac VHT40_Nss1,(MCS0)_3TX EBW

5230MHz

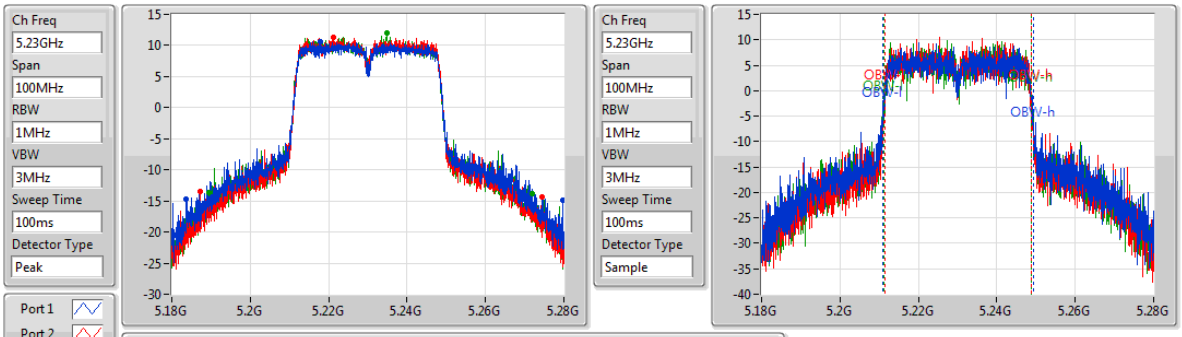

26dB(Hz)	Fl-26dB(Hz)	Fh-26dB(Hz)	OBW(Hz)	Fl-OBW(Hz)	Fh-OBW(Hz)	Limit(Hz)	Port
95.95M	5.18365G	5.2796G	38.35M	5.2109G	5.24925G	Inf	1
87.2M	5.1872G	5.2744G	37.25M	5.21145G	5.2487G	Inf	2
82.45M	5.18945G	5.2719G	37.45M	5.2113G	5.24875G	Inf	3

802.11ac VHT40_Nss1,(MCS0)_3TX EBW

5755MHz

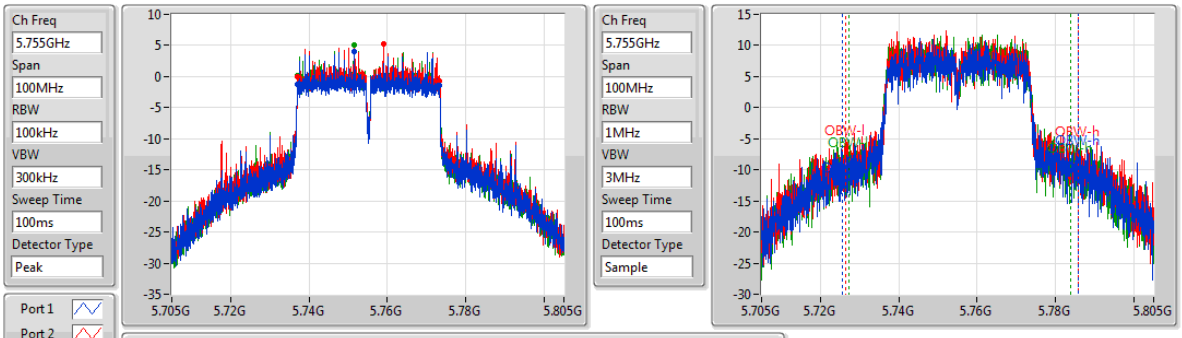

6dB(Hz)	Fl-6dB(Hz)	Fh-6dB(Hz)	OBW(Hz)	Fl-OBW(Hz)	Fh-OBW(Hz)	Limit(Hz)	Port
36.35M	5.737G	5.77335G	60.3M	5.7256G	5.7859G	500k	1
36.35M	5.737G	5.77335G	59.15M	5.72655G	5.7857G	500k	2
36.3M	5.73705G	5.77335G	56.65M	5.7272G	5.78385G	500k	3

802.11ac VHT40_Nss1,(MCS0)_3TX EBW

5795MHz

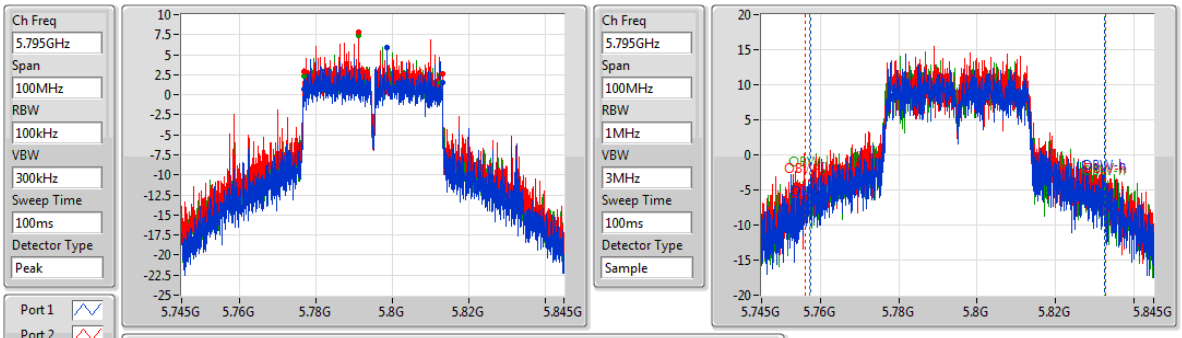

6dB(Hz)	Fl-6dB(Hz)	Fh-6dB(Hz)	OBW(Hz)	Fl-OBW(Hz)	Fh-OBW(Hz)	Limit(Hz)	Port
36.3M	5.7769G	5.8132G	75.2M	5.7574G	5.8326G	500k	1
36.35M	5.7769G	5.81325G	76.6M	5.75605G	5.83265G	500k	2
35.95M	5.7769G	5.81285G	75.35M	5.7572G	5.83255G	500k	3

802.11ac VHT80_Nss1,(MCS0)_3TX EBW

5210MHz

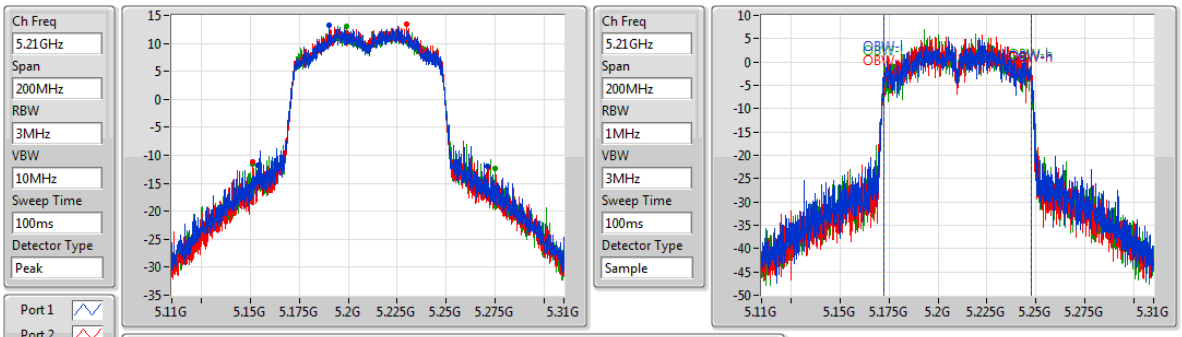

26dB(Hz)	Fl-26dB(Hz)	Fh-26dB(Hz)	OBW(Hz)	Fl-OBW(Hz)	Fh-OBW(Hz)	Limit(Hz)	Port
116.8M	5.1542G	5.271G	75.4M	5.1723G	5.2477G	Inf	1
120.6M	5.1511G	5.2717G	75.1M	5.1725G	5.2476G	Inf	2
123.9M	5.1511G	5.275G	75.1M	5.1725G	5.2476G	Inf	3

802.11ac VHT80_Nss1,(MCS0)_3TX EBW

5775MHz

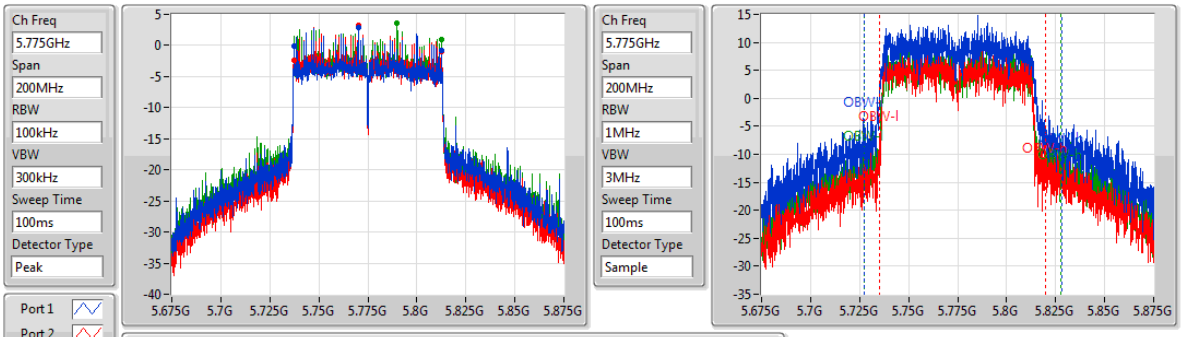

6dB(Hz)	Fl-6dB(Hz)	Fh-6dB(Hz)	OBW(Hz)	Fl-OBW(Hz)	Fh-OBW(Hz)	Limit(Hz)	Port
75.1M	5.7375G	5.8126G	100.8M	5.7273G	5.8281G	500k	1
75.2M	5.7374G	5.8126G	84.6M	5.7351G	5.8197G	500k	2
75.3M	5.7373G	5.8126G	99.9M	5.7275G	5.8274G	500k	3

Summary

Mode	Max-N dB (Hz)	Max-OBW (Hz)	ITU-Code	Min-N dB (Hz)	Min-OBW (Hz)
802.11a_(6Mbps)_3TX	-	-	-	-	-
5.15-5.25GHz	48.475M	26.675M	26M7D1D	40.225M	17.95M
5.725-5.85GHz	16.4M	36.9M	36M9D1D	3.14M	5.26M
802.11ac VHT20_Nss1,(MCS0)_3TX	-	-	-	-	-
5.15-5.25GHz	49.825M	26.05M	26M0D1D	43.45M	18.575M
5.725-5.85GHz	17.625M	38.225M	38M2D1D	3.74M	5.24M
802.11ac VHT40_Nss1,(MCS0)_3TX	-	-	-	-	-
5.15-5.25GHz	95.95M	38.35M	38M3D1D	70.7M	36.75M
5.725-5.85GHz	36.35M	76.6M	76M6D1D	3.14M	26.9M
802.11ac VHT80_Nss1,(MCS0)_3TX	-	-	-	-	-
5.15-5.25GHz	123.9M	75.4M	75M4D1D	116.8M	75.1M
5.725-5.85GHz	75.3M	100.8M	101MD1D	3.2M	38.12M

Max-N dB = Maximum 6dB down bandwidth for 5.725-5.85GHz band / Maximum 26dB down bandwidth for other band;
Max-OBW = Maximum 99% occupied bandwidth;
Min-N dB = Minimum 6dB down bandwidth for 5.725-5.85GHz band / Maximum 26dB down bandwidth for other band;
Min-OBW = Minimum 99% occupied bandwidth;

Result

Mode	Result	Limit (Hz)	Port 1-N dB (Hz)	Port 1-OBW (Hz)	Port 2-N dB (Hz)	Port 2-OBW (Hz)	Port 3-N dB (Hz)	Port 3-OBW (Hz)
802.11a_(6Mbps)_3TX	-	-	-	-	-	-	-	-
5180MHz	Pass	Inf	42.75M	22.35M	41.125M	19.25M	44.375M	21.45M
5200MHz	Pass	Inf	45.1M	23.9M	48.475M	26.675M	47.875M	24.525M
5240MHz	Pass	Inf	41M	19.75M	40.225M	17.95M	40.55M	18.45M
5745MHz	Pass	500k	16.3M	35.725M	16.3M	36.5M	16.35M	34.8M
5785MHz	Pass	500k	16.35M	36.175M	16.325M	36.9M	16M	36.025M
5825MHz	Pass	500k	16.325M	35.85M	16.35M	36.125M	16.4M	35.6M
802.11ac VHT20_Nss1,(MCS0)_3TX	-	-	-	-	-	-	-	-
5180MHz	Pass	Inf	49.825M	26.05M	46.8M	22.175M	47.775M	25M
5200MHz	Pass	Inf	48.4M	21.95M	48.075M	25.3M	47.675M	23.075M
5240MHz	Pass	Inf	47.15M	19.925M	43.45M	18.575M	44.5M	18.825M
5745MHz	Pass	500k	17.55M	37.625M	17.55M	38.225M	17.6M	37.35M
5785MHz	Pass	500k	17.625M	37.4M	16.925M	38.05M	17.6M	37.4M
5825MHz	Pass	500k	17.55M	37.075M	17.55M	37.625M	17.525M	36.85M
802.11ac VHT40_Nss1,(MCS0)_3TX	-	-	-	-	-	-	-	-
5190MHz	Pass	Inf	75.55M	36.95M	73.85M	36.75M	70.7M	36.75M
5230MHz	Pass	Inf	95.95M	38.35M	87.2M	37.25M	82.45M	37.45M
5755MHz	Pass	500k	36.35M	60.3M	36.35M	59.15M	36.3M	56.65M
5795MHz	Pass	500k	36.3M	75.2M	36.35M	76.6M	35.95M	75.35M
802.11ac VHT80_Nss1,(MCS0)_3TX	-	-	-	-	-	-	-	-
5210MHz	Pass	Inf	116.8M	75.4M	120.6M	75.1M	123.9M	75.1M
5775MHz	Pass	500k	75.1M	100.8M	75.2M	84.6M	75.3M	99.9M

Port X-N dB = Port **X** 6dB down bandwidth for 5.725-5.85GHz band / 26dB down bandwidth for other band
Port X-OBW = Port **X** 99% occupied bandwidth;

802.11a_(6Mbps)_3TX EBW

5180MHz

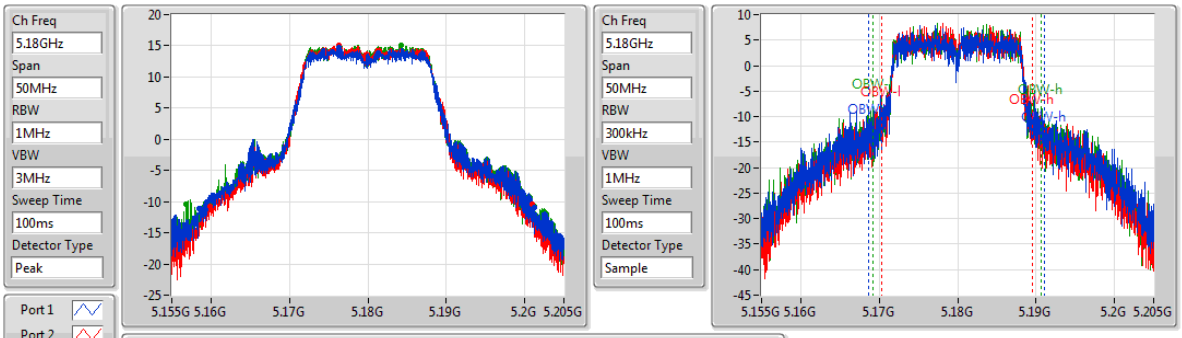

26dB(Hz)	Fl-26dB(Hz)	Fh-26dB(Hz)	OBW(Hz)	Fl-OBW(Hz)	Fh-OBW(Hz)	Limit(Hz)	Port
42.75M	5.158525G	5.201275G	22.35M	5.168675G	5.191025G	Inf	1
41.125M	5.159825G	5.20095G	19.25M	5.170275G	5.189525G	Inf	2
44.375M	5.1568G	5.201175G	21.45M	5.169225G	5.190675G	Inf	3

802.11a_(6Mbps)_3TX EBW

5200MHz

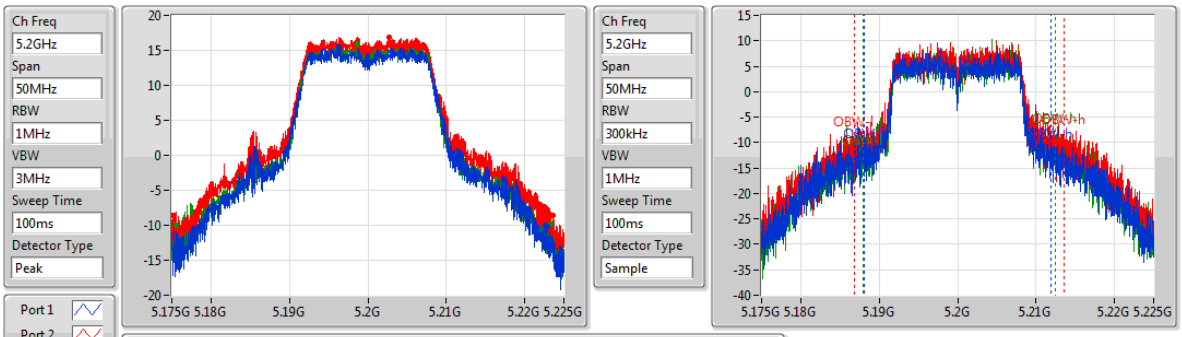

26dB(Hz)	Fl-26dB(Hz)	Fh-26dB(Hz)	OBW(Hz)	Fl-OBW(Hz)	Fh-OBW(Hz)	Limit(Hz)	Port
45.1M	5.177775G	5.222875G	23.9M	5.188025G	5.211925G	Inf	1
48.475M	5.1751G	5.223575G	26.675M	5.18685G	5.213525G	Inf	2
47.875M	5.1755G	5.223375G	24.525M	5.1879G	5.212425G	Inf	3

802.11a_(6Mbps)_3TX EBW

5240MHz

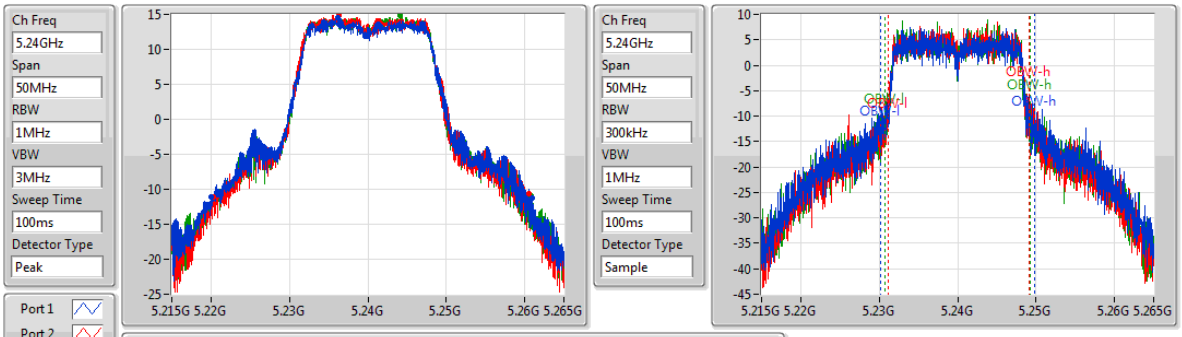

26dB(Hz)	Fl-26dB(Hz)	Fh-26dB(Hz)	OBW(Hz)	Fl-OBW(Hz)	Fh-OBW(Hz)	Limit(Hz)	Port
41M	5.219975G	5.260975G	19.75M	5.230125G	5.249875G	Inf	1
40.225M	5.22035G	5.260575G	17.95M	5.231125G	5.249075G	Inf	2
40.55M	5.220225G	5.260775G	18.45M	5.2308G	5.24925G	Inf	3

802.11a_(6Mbps)_3TX EBW

5745MHz

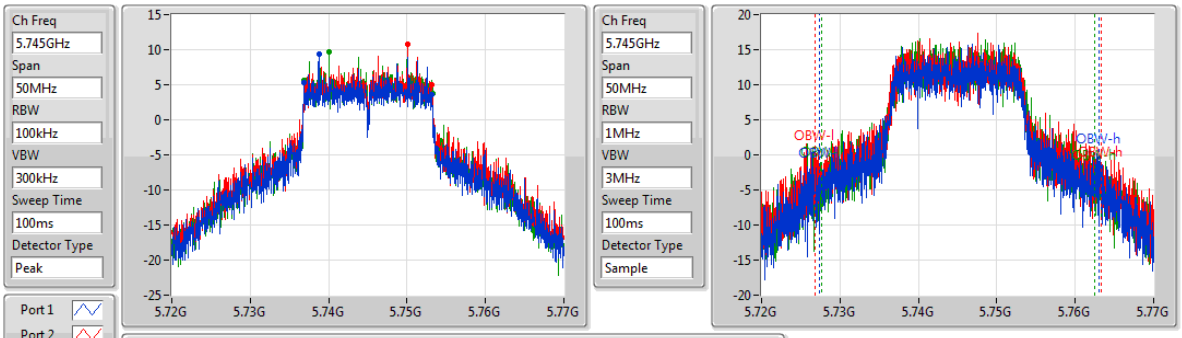

6dB(Hz)	Fl-6dB(Hz)	Fh-6dB(Hz)	OBW(Hz)	Fl-OBW(Hz)	Fh-OBW(Hz)	Limit(Hz)	Port
16.3M	5.736875G	5.753175G	35.725M	5.727325G	5.76305G	500k	1
16.3M	5.736875G	5.753175G	36.5M	5.726825G	5.763325G	500k	2
16.35M	5.7369G	5.75325G	34.8M	5.727725G	5.762525G	500k	3

802.11a_(6Mbps)_3TX EBW

5785MHz

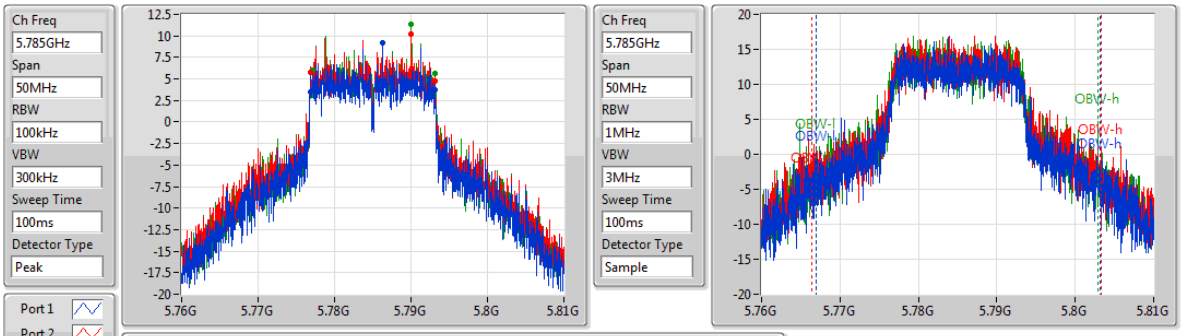

6dB(Hz)	Fl-6dB(Hz)	Fh-6dB(Hz)	OBW(Hz)	Fl-OBW(Hz)	Fh-OBW(Hz)	Limit(Hz)	Port
16.35M	5.7768G	5.79315G	36.175M	5.76695G	5.803125G	500k	1
16.325M	5.77685G	5.793175G	36.9M	5.766375G	5.803275G	500k	2
16M	5.777175G	5.793175G	36.025M	5.7669G	5.802925G	500k	3

802.11a_(6Mbps)_3TX EBW

5825MHz

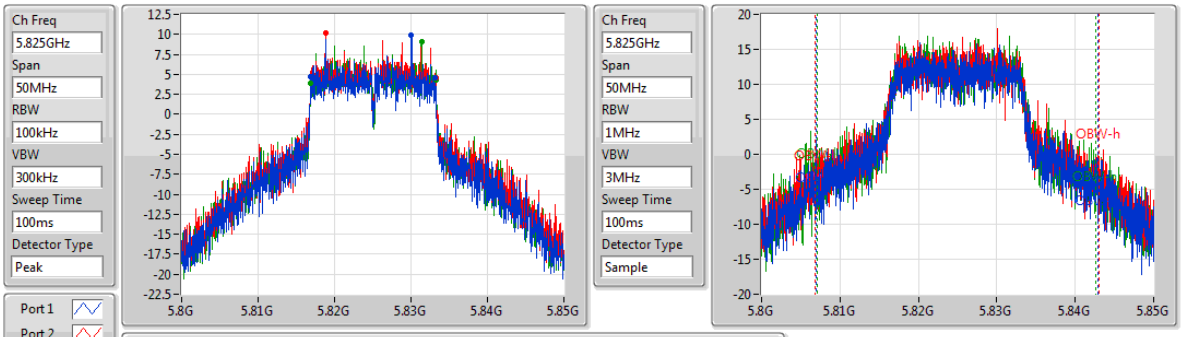

6dB(Hz)	Fl-6dB(Hz)	Fh-6dB(Hz)	OBW(Hz)	Fl-OBW(Hz)	Fh-OBW(Hz)	Limit(Hz)	Port
16.325M	5.816875G	5.8332G	35.85M	5.807025G	5.842875G	500k	1
16.35M	5.8169G	5.83325G	36.125M	5.80685G	5.842975G	500k	2
16.4M	5.816875G	5.833275G	35.6M	5.80705G	5.84265G	500k	3

802.11ac VHT20_Nss1,(MCS0)_3TX EBW

5180MHz

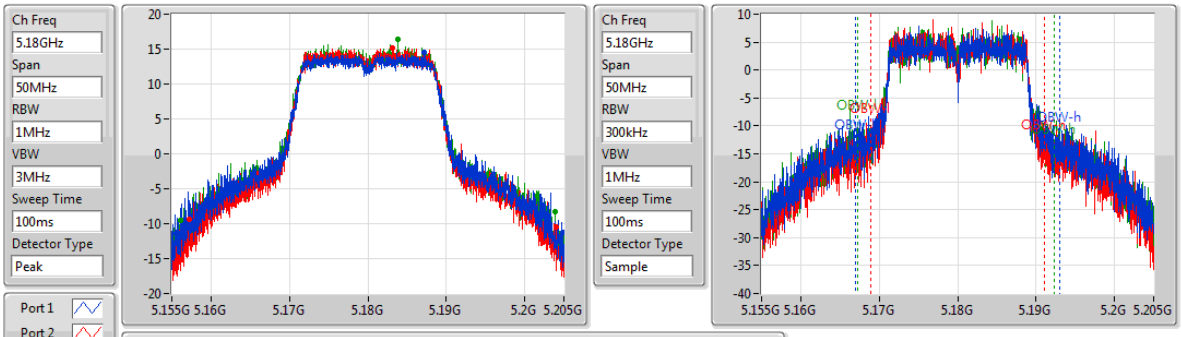

26dB(Hz)	Fl-26dB(Hz)	Fh-26dB(Hz)	OBW(Hz)	Fl-OBW(Hz)	Fh-OBW(Hz)	Limit(Hz)	Port
49.825M	5.155025G	5.20485G	26.05M	5.166925G	5.192975G	Inf	1
46.8M	5.157225G	5.204025G	22.175M	5.168925G	5.1911G	Inf	2
47.775M	5.15615G	5.203925G	25M	5.167325G	5.192325G	Inf	3

802.11ac VHT20_Nss1,(MCS0)_3TX EBW

5200MHz

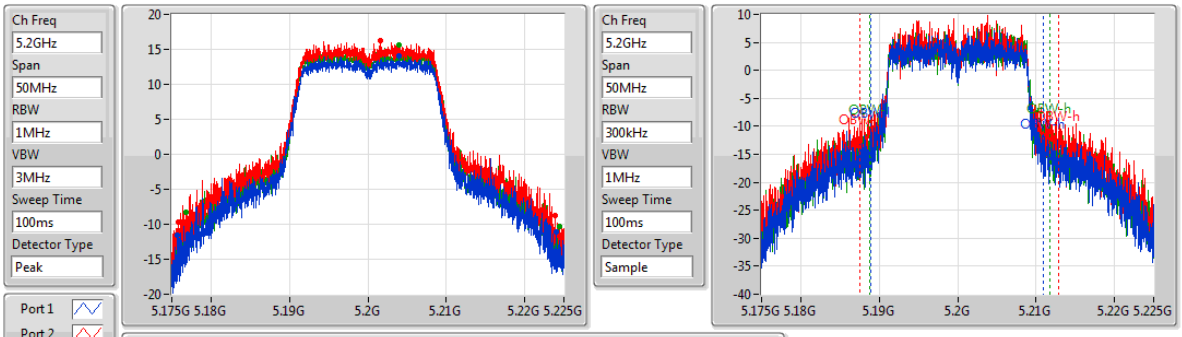

26dB(Hz)	Fl-26dB(Hz)	Fh-26dB(Hz)	OBW(Hz)	Fl-OBW(Hz)	Fh-OBW(Hz)	Limit(Hz)	Port
48.4M	5.175675G	5.224075G	21.95M	5.18895G	5.2109G	Inf	1
48.075M	5.17585G	5.223925G	25.3M	5.1876G	5.2129G	Inf	2
47.675M	5.17675G	5.224425G	23.075M	5.188725G	5.2118G	Inf	3

802.11ac VHT20_Nss1,(MCS0)_3TX EBW

5240MHz

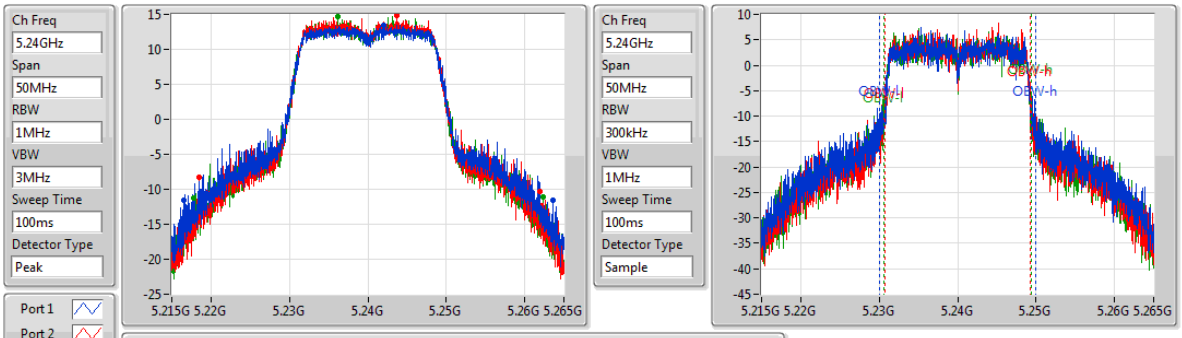

26dB(Hz)	Fl-26dB(Hz)	Fh-26dB(Hz)	OBW(Hz)	Fl-OBW(Hz)	Fh-OBW(Hz)	Limit(Hz)	Port
47.15M	5.216475G	5.263625G	19.925M	5.230075G	5.25G	Inf	1
43.45M	5.21855G	5.262G	18.575M	5.23075G	5.249325G	Inf	2
44.5M	5.21785G	5.26235G	18.825M	5.2306G	5.249425G	Inf	3

802.11ac VHT20_Nss1,(MCS0)_3TX EBW

5745MHz

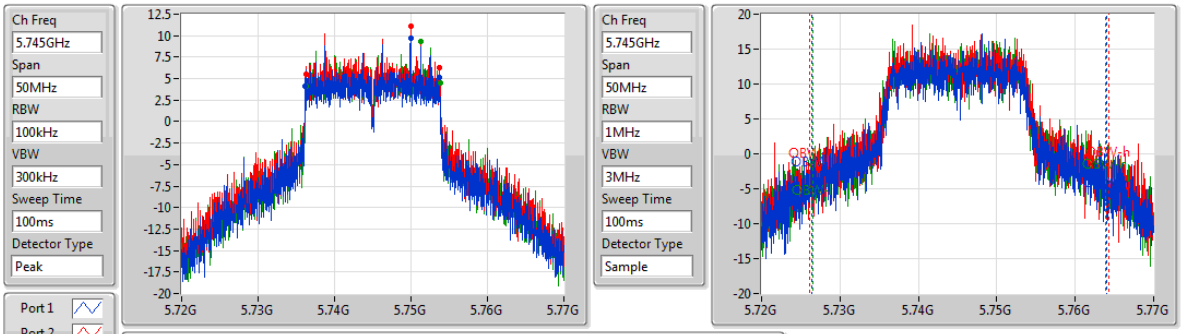

6dB(Hz)	Fl-6dB(Hz)	Fh-6dB(Hz)	OBW(Hz)	Fl-OBW(Hz)	Fh-OBW(Hz)	Limit(Hz)	Port
17.55M	5.7362G	5.75375G	37.625M	5.726375G	5.764G	500k	1
17.55M	5.736225G	5.753775G	38.225M	5.7261G	5.764325G	500k	2
17.6M	5.736225G	5.753825G	37.35M	5.7265G	5.76385G	500k	3

802.11ac VHT20_Nss1,(MCS0)_3TX EBW

5785MHz

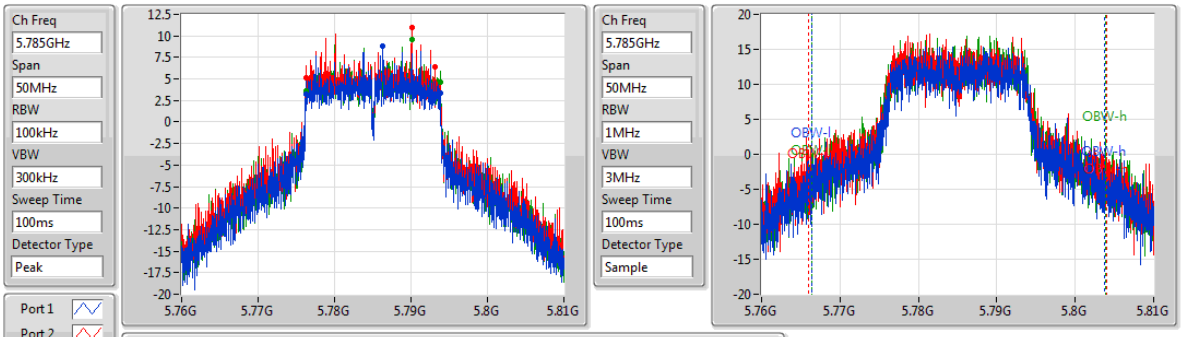

6dB(Hz)	Fl-6dB(Hz)	Fh-6dB(Hz)	OBW(Hz)	Fl-OBW(Hz)	Fh-OBW(Hz)	Limit(Hz)	Port
17.625M	5.776225G	5.79385G	37.4M	5.7664G	5.8038G	500k	1
16.925M	5.776275G	5.7932G	38.05M	5.765975G	5.804025G	500k	2
17.6M	5.776275G	5.793875G	37.4M	5.766425G	5.803825G	500k	3

802.11ac VHT20_Nss1,(MCS0)_3TX EBW

5825MHz

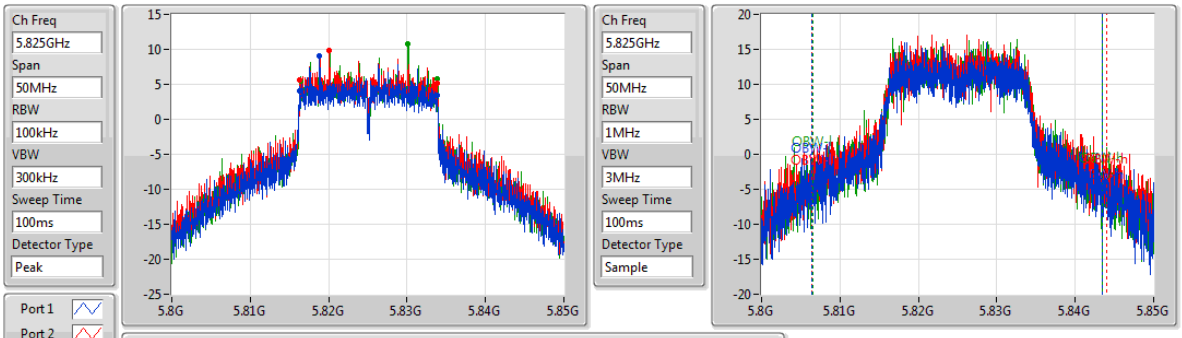

6dB(Hz)	Fl-6dB(Hz)	Fh-6dB(Hz)	OBW(Hz)	Fl-OBW(Hz)	Fh-OBW(Hz)	Limit(Hz)	Port
17.55M	5.8163G	5.83385G	37.075M	5.806425G	5.8435G	500k	1
17.55M	5.816325G	5.833875G	37.625M	5.80635G	5.843975G	500k	2
17.525M	5.816375G	5.8339G	36.85M	5.8066G	5.84345G	500k	3

802.11ac VHT40_Nss1,(MCS0)_3TX EBW

5190MHz

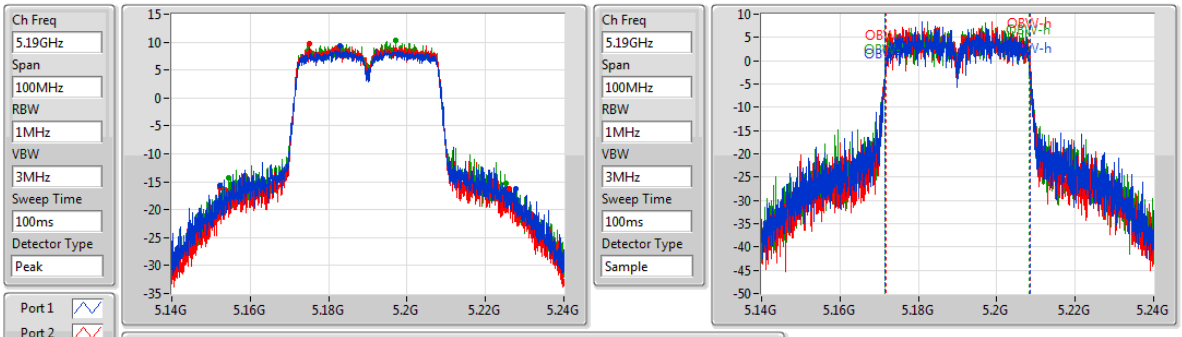

26dB(Hz)	Fl-26dB(Hz)	Fh-26dB(Hz)	OBW(Hz)	Fl-OBW(Hz)	Fh-OBW(Hz)	Limit(Hz)	Port
75.55M	5.15215G	5.2277G	36.95M	5.17155G	5.2085G	Inf	1
73.85M	5.15235G	5.2262G	36.75M	5.17165G	5.2084G	Inf	2
70.7M	5.15445G	5.22515G	36.75M	5.1716G	5.20835G	Inf	3

802.11ac VHT40_Nss1,(MCS0)_3TX EBW

5230MHz

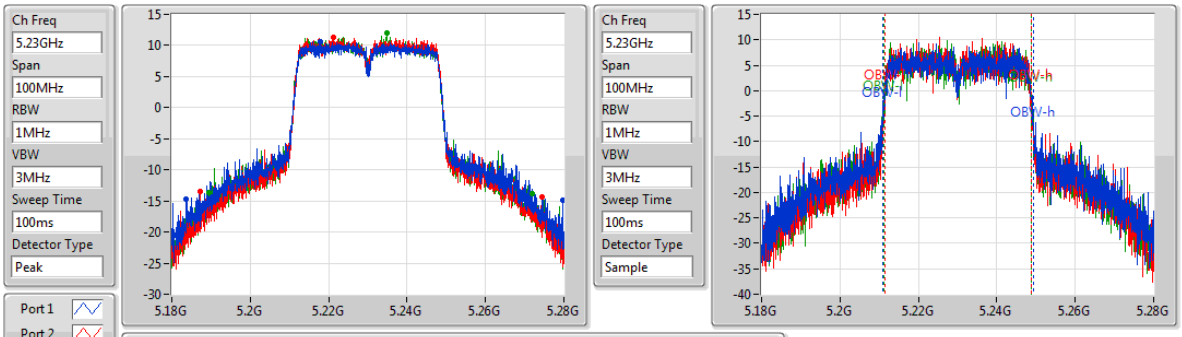

26dB(Hz)	Fl-26dB(Hz)	Fh-26dB(Hz)	OBW(Hz)	Fl-OBW(Hz)	Fh-OBW(Hz)	Limit(Hz)	Port
95.95M	5.18365G	5.2796G	38.35M	5.2109G	5.24925G	Inf	1
87.2M	5.1872G	5.2744G	37.25M	5.21145G	5.2487G	Inf	2
82.45M	5.18945G	5.2719G	37.45M	5.2113G	5.24875G	Inf	3

802.11ac VHT40_Nss1,(MCS0)_3TX EBW

5755MHz

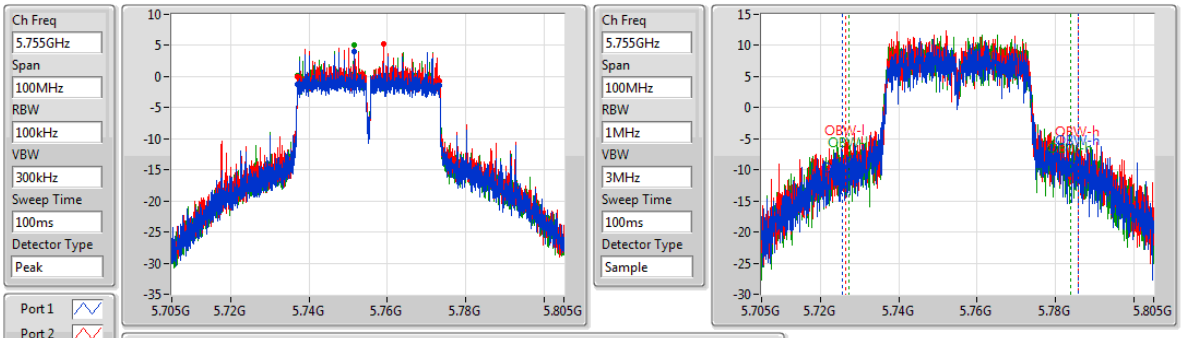

6dB(Hz)	Fl-6dB(Hz)	Fh-6dB(Hz)	OBW(Hz)	Fl-OBW(Hz)	Fh-OBW(Hz)	Limit(Hz)	Port
36.35M	5.737G	5.77335G	60.3M	5.7256G	5.7859G	500k	1
36.35M	5.737G	5.77335G	59.15M	5.72655G	5.7857G	500k	2
36.3M	5.73705G	5.77335G	56.65M	5.7272G	5.78385G	500k	3

802.11ac VHT40_Nss1,(MCS0)_3TX EBW

5795MHz

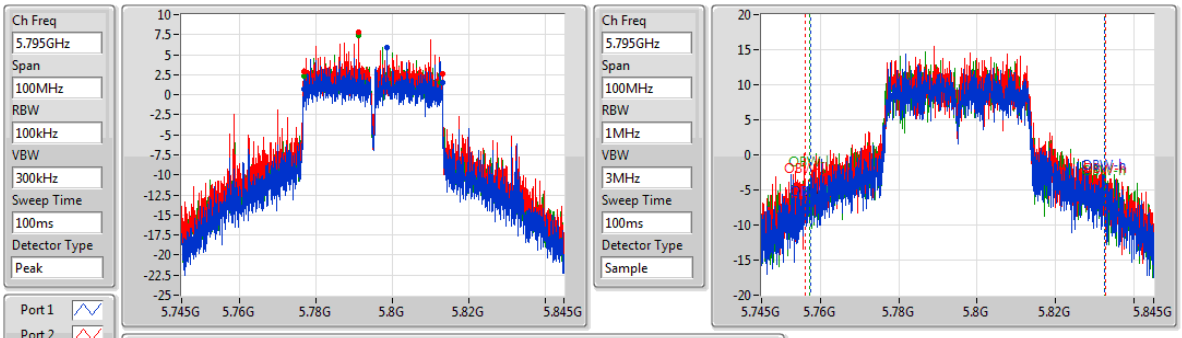

6dB(Hz)	Fl-6dB(Hz)	Fh-6dB(Hz)	OBW(Hz)	Fl-OBW(Hz)	Fh-OBW(Hz)	Limit(Hz)	Port
36.3M	5.7769G	5.8132G	75.2M	5.7574G	5.8326G	500k	1
36.35M	5.7769G	5.81325G	76.6M	5.75605G	5.83265G	500k	2
35.95M	5.7769G	5.81285G	75.35M	5.7572G	5.83255G	500k	3

802.11ac VHT80_Nss1,(MCS0)_3TX EBW

5210MHz

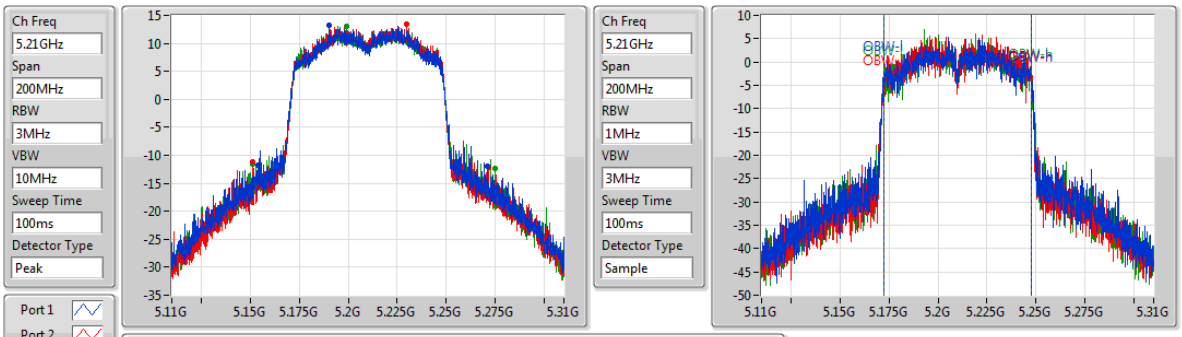

26dB(Hz)	Fl-26dB(Hz)	Fh-26dB(Hz)	OBW(Hz)	Fl-OBW(Hz)	Fh-OBW(Hz)	Limit(Hz)	Port
116.8M	5.1542G	5.271G	75.4M	5.1723G	5.2477G	Inf	1
120.6M	5.1511G	5.2717G	75.1M	5.1725G	5.2476G	Inf	2
123.9M	5.1511G	5.275G	75.1M	5.1725G	5.2476G	Inf	3

802.11ac VHT80_Nss1,(MCS0)_3TX EBW

5775MHz

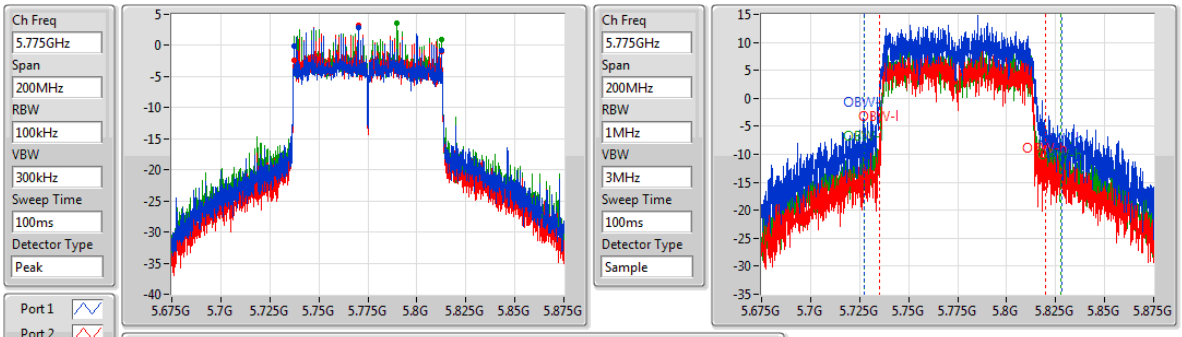

6dB(Hz)	Fl-6dB(Hz)	Fh-6dB(Hz)	OBW(Hz)	Fl-OBW(Hz)	Fh-OBW(Hz)	Limit(Hz)	Port
75.1M	5.7375G	5.8126G	100.8M	5.7273G	5.8281G	500k	1
75.2M	5.7374G	5.8126G	84.6M	5.7351G	5.8197G	500k	2
75.3M	5.7373G	5.8126G	99.9M	5.7275G	5.8274G	500k	3

Summary

Mode	Total Power (dBm)	Total Power (W)	EIRP (dBm)	EIRP (W)
802.11a_(6Mbps)_3TX	-	-	-	-
5.15-5.25GHz	24.95	0.31261	29.85	0.96605
5.725-5.85GHz	27.58	0.57280	33.55	2.26464
802.11ac VHT20_Nss1,(MCS0)_3TX	-	-	-	-
5.15-5.25GHz	25.00	0.31623	29.90	0.97724
5.725-5.85GHz	27.66	0.58345	33.63	2.30675
802.11ac VHT40_Nss1,(MCS0)_3TX	-	-	-	-
5.15-5.25GHz	25.02	0.31769	29.92	0.98175
5.725-5.85GHz	27.59	0.57412	33.56	2.26986
802.11ac VHT80_Nss1,(MCS0)_3TX	-	-	-	-
5.15-5.25GHz	20.77	0.11940	25.67	0.36898
5.725-5.85GHz	25.32	0.34041	31.29	1.34586

Result

Mode	Result	DG (dBi)	Port 1 (dBm)	Port 2 (dBm)	Port 3 (dBm)	Total Power (dBm)	Power Limit (dBm)	EIRP (dBm)	EIRP Limit (dBm)
802.11a_(6Mbps)_3TX	-	-	-	-	-	-	-	-	-
5180MHz	Pass	4.90	17.56	17.44	18.83	22.76	30.00	27.66	36.00
5200MHz	Pass	4.90	19.17	18.98	20.28	24.29	30.00	29.19	36.00
5240MHz	Pass	4.90	19.88	19.76	20.82	24.95	30.00	29.85	36.00
5745MHz	Pass	5.97	22.68	22.48	22.45	27.31	30.00	33.28	36.00
5785MHz	Pass	5.97	22.73	22.65	22.60	27.43	30.00	33.40	36.00
5825MHz	Pass	5.97	22.93	22.79	22.71	27.58	30.00	33.55	36.00
802.11ac VHT20_Nss1,(MCS0)_3TX	-	-	-	-	-	-	-	-	-
5180MHz	Pass	4.90	18.97	18.96	20.12	24.16	30.00	29.06	36.00
5200MHz	Pass	4.90	19.91	19.75	20.93	25.00	30.00	29.90	36.00
5240MHz	Pass	4.90	19.88	19.65	20.68	24.86	30.00	29.76	36.00
5745MHz	Pass	5.97	23.04	22.78	22.82	27.65	30.00	33.62	36.00
5785MHz	Pass	5.97	22.93	22.74	22.72	27.57	30.00	33.54	36.00
5825MHz	Pass	5.97	22.99	22.87	22.81	27.66	30.00	33.63	36.00
802.11ac VHT40_Nss1,(MCS0)_3TX	-	-	-	-	-	-	-	-	-
5190MHz	Pass	4.90	14.74	14.65	16.35	20.09	30.00	24.99	36.00
5230MHz	Pass	4.90	19.94	19.92	20.83	25.02	30.00	29.92	36.00
5755MHz	Pass	5.97	21.43	20.90	22.61	26.48	30.00	32.45	36.00
5795MHz	Pass	5.97	22.88	22.65	22.93	27.59	30.00	33.56	36.00
802.11ac VHT80_Nss1,(MCS0)_3TX	-	-	-	-	-	-	-	-	-
5210MHz	Pass	4.90	15.38	15.47	16.96	20.77	30.00	25.67	36.00
5775MHz	Pass	5.97	20.15	19.81	21.49	25.32	30.00	31.29	36.00

DG = Directional Gain; **Port X** = Port X output power

Summary

Mode	Total Power (dBm)	Total Power (W)	EIRP (dBm)	EIRP (W)
802.11a_(6Mbps)_3TX	-	-	-	-
5.15-5.25GHz	23.71	0.23496	28.61	0.72611
5.725-5.85GHz	25.25	0.33497	31.22	1.32434
802.11ac VHT20_Nss1,(MCS0)_3TX	-	-	-	-
5.15-5.25GHz	22.66	0.18450	27.56	0.57016
5.725-5.85GHz	25.08	0.32211	31.05	1.27350
802.11ac VHT40_Nss1,(MCS0)_3TX	-	-	-	-
5.15-5.25GHz	21.38	0.13740	26.28	0.42462
5.725-5.85GHz	25.90	0.38905	31.87	1.53815
802.11ac VHT80_Nss1,(MCS0)_3TX	-	-	-	-
5.15-5.25GHz	19.46	0.08831	24.36	0.27290
5.725-5.85GHz	25.16	0.32810	31.13	1.29718

Result

Mode	Result	DG (dBi)	Port 1 (dBm)	Port 2 (dBm)	Port 3 (dBm)	Total Power (dBm)	Power Limit (dBm)	EIRP (dBm)	EIRP Limit (dBm)
802.11a_(6Mbps)_3TX	-	-	-	-	-	-	-	-	-
5180MHz	Pass	4.90	17.72	18.10	17.92	22.69	30.00	27.59	36.00
5200MHz	Pass	4.90	18.10	19.69	18.89	23.71	30.00	28.61	36.00
5240MHz	Pass	4.90	17.23	17.71	17.53	22.27	30.00	27.17	36.00
5745MHz	Pass	5.97	19.34	20.52	20.51	24.93	30.00	30.90	36.00
5785MHz	Pass	5.97	19.69	20.82	20.83	25.25	30.00	31.22	36.00
5825MHz	Pass	5.97	19.53	20.50	20.43	24.95	30.00	30.92	36.00
802.11ac VHT20_Nss1,(MCS0)_3TX	-	-	-	-	-	-	-	-	-
5180MHz	Pass	4.90	17.68	17.88	18.11	22.66	30.00	27.56	36.00
5200MHz	Pass	4.90	17.07	18.56	17.90	22.66	30.00	27.56	36.00
5240MHz	Pass	4.90	16.59	16.78	16.61	21.43	30.00	26.33	36.00
5745MHz	Pass	5.97	19.49	20.66	20.67	25.08	30.00	31.05	36.00
5785MHz	Pass	5.97	19.47	20.55	20.54	24.99	30.00	30.96	36.00
5825MHz	Pass	5.97	19.36	20.35	20.27	24.79	30.00	30.76	36.00
802.11ac VHT40_Nss1,(MCS0)_3TX	-	-	-	-	-	-	-	-	-
5190MHz	Pass	4.90	14.80	14.91	15.12	19.72	30.00	24.62	36.00
5230MHz	Pass	4.90	16.64	16.67	16.52	21.38	30.00	26.28	36.00
5755MHz	Pass	5.97	20.72	21.23	21.40	25.90	30.00	31.87	36.00
5795MHz	Pass	5.97	20.12	21.36	20.97	25.62	30.00	31.59	36.00
802.11ac VHT80_Nss1,(MCS0)_3TX	-	-	-	-	-	-	-	-	-
5210MHz	Pass	4.90	14.50	14.74	14.83	19.46	30.00	24.36	36.00
5775MHz	Pass	5.97	20.10	20.26	20.77	25.16	30.00	31.13	36.00

DG = Directional Gain; **Port X** = Port X output power

Summary

Mode	PD (dBm/RBW)	EIRP PD (dBm/RBW)
802.11a_(6Mbps)_3TX	-	-
5.15-5.25GHz	11.58	21.25
5.725-5.85GHz	11.39	22.13
802.11ac VHT20_Nss1,(MCS0)_3TX	-	-
5.15-5.25GHz	11.47	21.14
5.725-5.85GHz	11.20	21.94
802.11ac VHT40_Nss1,(MCS0)_3TX	-	-
5.15-5.25GHz	8.46	18.13
5.725-5.85GHz	11.08	21.83
802.11ac VHT80_Nss1,(MCS0)_3TX	-	-
5.15-5.25GHz	2.68	12.36
5.725-5.85GHz	2.98	13.72

RBW = 500kHz for 5.725-5.85GHz band / 1MHz for other band;

Result

Mode	Result	DG (dBi)	Port 1 (dBm/RBW)	Port 2 (dBm/RBW)	Port 3 (dBm/RBW)	PD (dBm/RBW)	PD Limit (dBm/RBW)	EIRP PD (dBm/RBW)	EIRP PD Limit (dBm/RBW)
802.11a_(6Mbps)_3TX	-	-	-	-	-	-	-	-	-
5180MHz	Pass	9.67	4.03	4.00	5.52	9.23	13.33	18.90	Inf
5200MHz	Pass	9.67	5.55	5.58	6.75	10.68	13.33	20.36	Inf
5240MHz	Pass	9.67	6.59	6.49	7.43	11.58	13.33	21.25	Inf
5745MHz	Pass	10.74	6.67	6.20	6.47	11.20	25.26	21.94	Inf
5785MHz	Pass	10.74	6.82	6.31	6.57	11.33	25.26	22.07	Inf
5825MHz	Pass	10.74	6.91	6.41	6.76	11.39	25.26	22.13	Inf
802.11ac VHT20_Nss1,(MCS0)_3TX	-	-	-	-	-	-	-	-	-
5180MHz	Pass	9.67	5.56	5.32	6.59	10.47	13.33	20.14	Inf
5200MHz	Pass	9.67	6.39	6.12	7.19	11.19	13.33	20.86	Inf
5240MHz	Pass	9.67	6.52	6.43	7.30	11.47	13.33	21.14	Inf
5745MHz	Pass	10.74	6.63	6.45	6.70	11.19	25.26	21.93	Inf
5785MHz	Pass	10.74	6.67	6.31	6.59	11.09	25.26	21.83	Inf
5825MHz	Pass	10.74	6.77	6.44	6.66	11.20	25.26	21.94	Inf
802.11ac VHT40_Nss1,(MCS0)_3TX	-	-	-	-	-	-	-	-	-
5190MHz	Pass	9.67	0.15	0.06	1.93	5.26	13.33	14.93	Inf
5230MHz	Pass	9.67	3.53	3.50	4.27	8.46	13.33	18.13	Inf
5755MHz	Pass	10.74	2.18	1.82	3.60	7.21	25.26	17.95	Inf
5795MHz	Pass	10.74	6.66	6.35	7.01	11.08	25.26	21.83	Inf
802.11ac VHT80_Nss1,(MCS0)_3TX	-	-	-	-	-	-	-	-	-
5210MHz	Pass	9.67	-2.48	-2.59	-1.13	2.68	13.33	12.36	Inf
5775MHz	Pass	10.74	-1.91	-2.58	-0.68	2.98	25.26	13.72	Inf

DG = Directional Gain; **RBW** = 500kHz for 5.725-5.85GHz band / 1MHz for other band;
PD = trace bin-by-bin of each transmits port summing can be performed maximum power density; **Port X** = Port X power density;

802.11a_(6Mbps)_3TX PSD

5180MHz

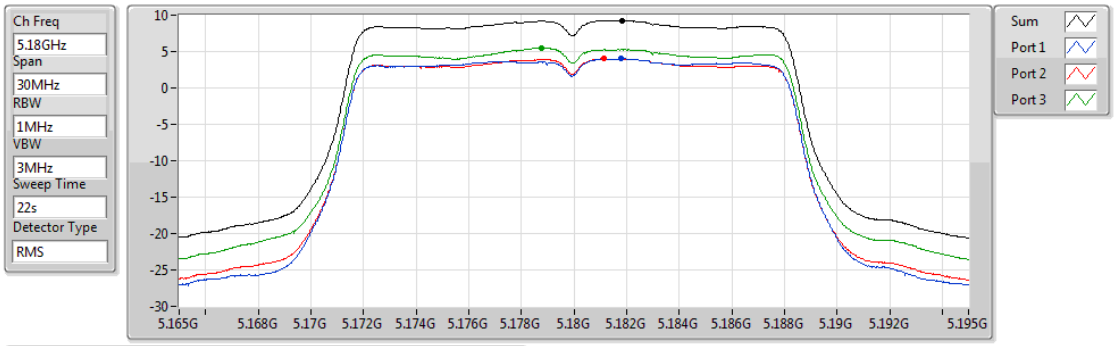

Sum	PD	Port 1	Port 2	Port 3
(dBm/RBW)	(dBm/RBW)	(dBm/RBW)	(dBm/RBW)	(dBm/RBW)
9.23	9.23	4.03	4.00	5.52

802.11a_(6Mbps)_3TX PSD

5200MHz

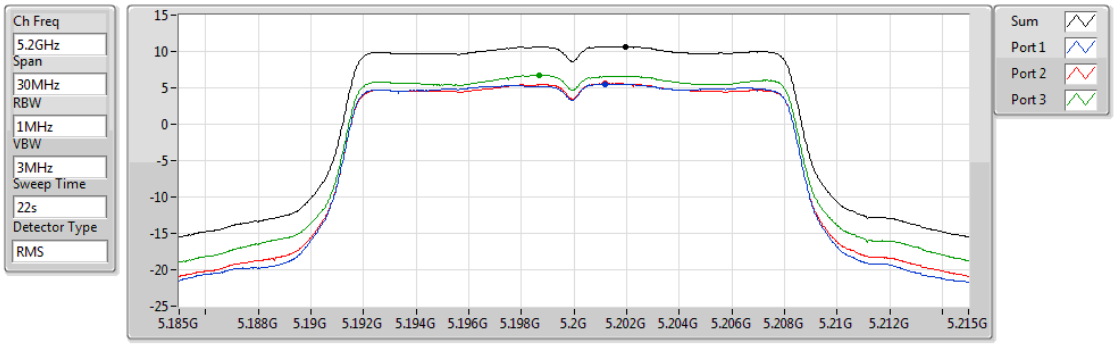

Sum	PD	Port 1	Port 2	Port 3
(dBm/RBW)	(dBm/RBW)	(dBm/RBW)	(dBm/RBW)	(dBm/RBW)
10.68	10.68	5.55	5.58	6.75

802.11a_(6Mbps)_3TX PSD

5240MHz

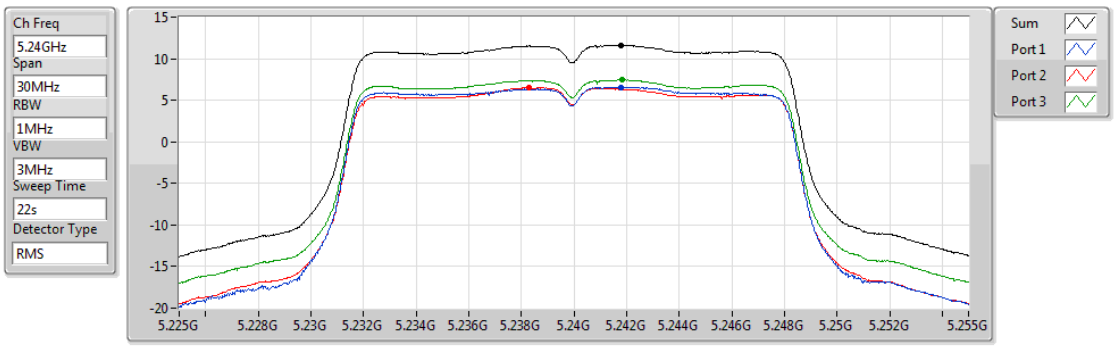

Sum	PD	Port 1	Port 2	Port 3
(dBm/RBW)	(dBm/RBW)	(dBm/RBW)	(dBm/RBW)	(dBm/RBW)
11.58	11.58	6.59	6.49	7.43

802.11a_(6Mbps)_3TX **PSD**

5745MHz

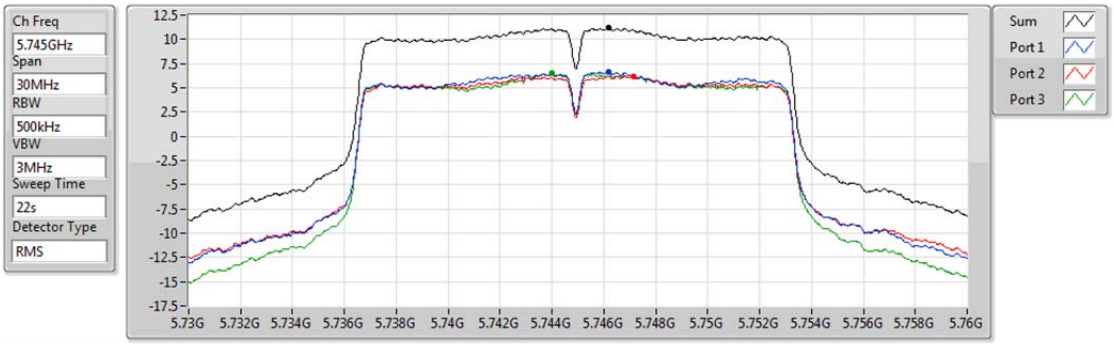

Sum	PD	Port 1	Port 2	Port 3
(dBm/RBW)	(dBm/RBW)	(dBm/RBW)	(dBm/RBW)	(dBm/RBW)
11.20	11.20	6.67	6.20	6.47

802.11a_(6Mbps)_3TX **PSD**

5785MHz

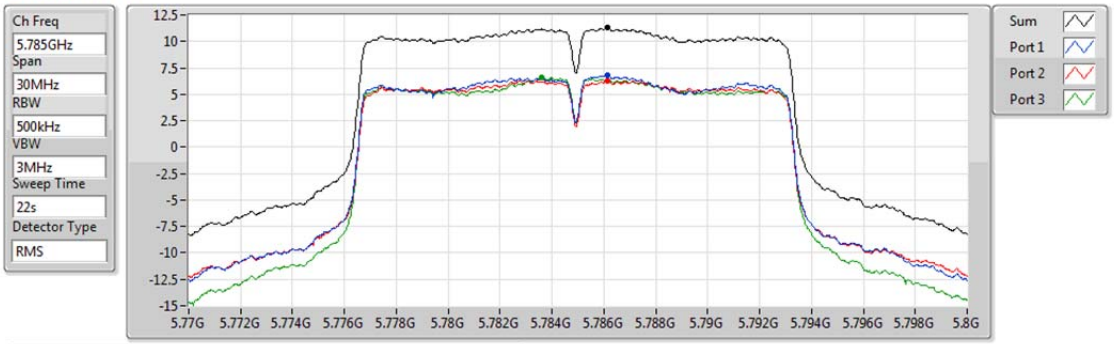

Sum	PD	Port 1	Port 2	Port 3
(dBm/RBW)	(dBm/RBW)	(dBm/RBW)	(dBm/RBW)	(dBm/RBW)
11.33	11.33	6.82	6.31	6.57

802.11a_(6Mbps)_3TX PSD

5825MHz

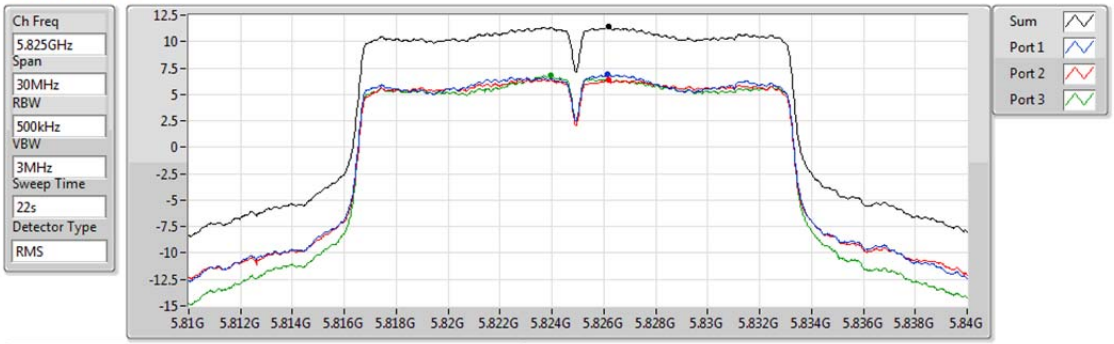

Sum	PD	Port 1	Port 2	Port 3
(dBm/RBW)	(dBm/RBW)	(dBm/RBW)	(dBm/RBW)	(dBm/RBW)
11.39	11.39	6.91	6.41	6.76

802.11ac VHT20_Nss1,(MCS0)_3TX PSD

5180MHz

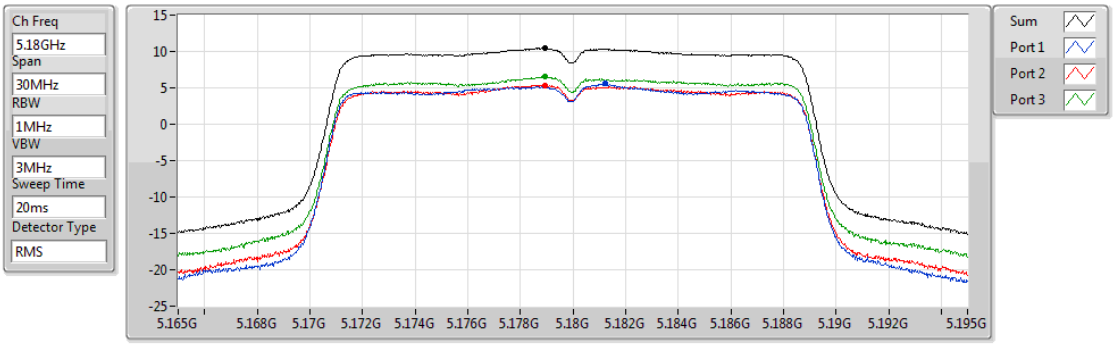

Sum	PD	Port 1	Port 2	Port 3
(dBm/RBW)	(dBm/RBW)	(dBm/RBW)	(dBm/RBW)	(dBm/RBW)
10.47	10.47	5.56	5.32	6.59

802.11ac VHT20_Nss1,(MCS0)_3TX PSD

5200MHz

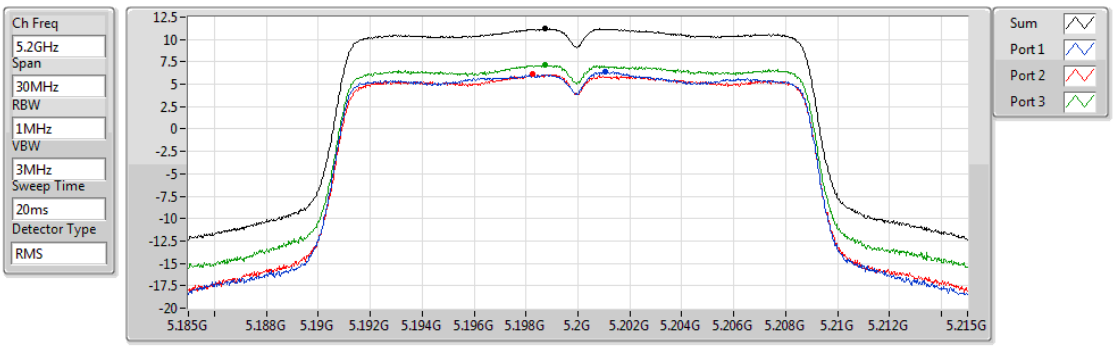

Sum	PD	Port 1	Port 2	Port 3
(dBm/RBW)	(dBm/RBW)	(dBm/RBW)	(dBm/RBW)	(dBm/RBW)
11.19	11.19	6.39	6.12	7.19

802.11ac VHT20_Nss1,(MCS0)_3TX PSD

5240MHz

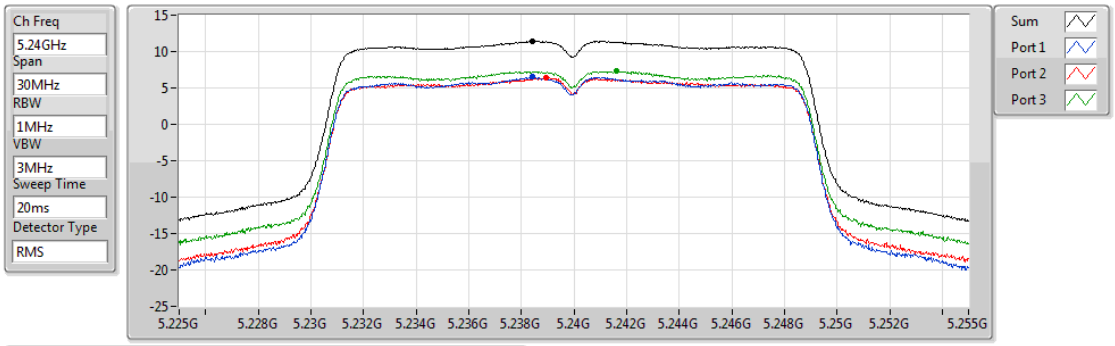

Sum	PD	Port 1	Port 2	Port 3
(dBm/RBW)	(dBm/RBW)	(dBm/RBW)	(dBm/RBW)	(dBm/RBW)
11.47	11.47	6.52	6.43	7.30

802.11ac VHT20_Nss1,(MCS0)_3TX PSD

5745MHz

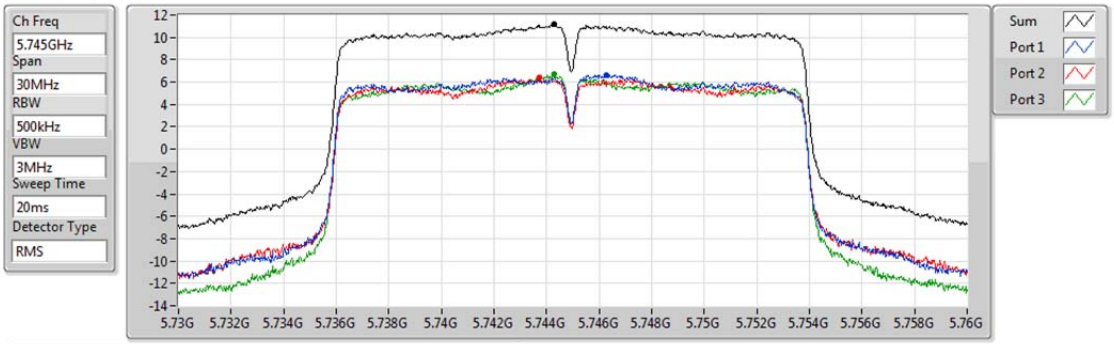

Sum	PD	Port 1	Port 2	Port 3
(dBm/RBW)	(dBm/RBW)	(dBm/RBW)	(dBm/RBW)	(dBm/RBW)
11.19	11.19	6.63	6.45	6.70

802.11ac VHT20_Nss1,(MCS0)_3TX PSD

5785MHz

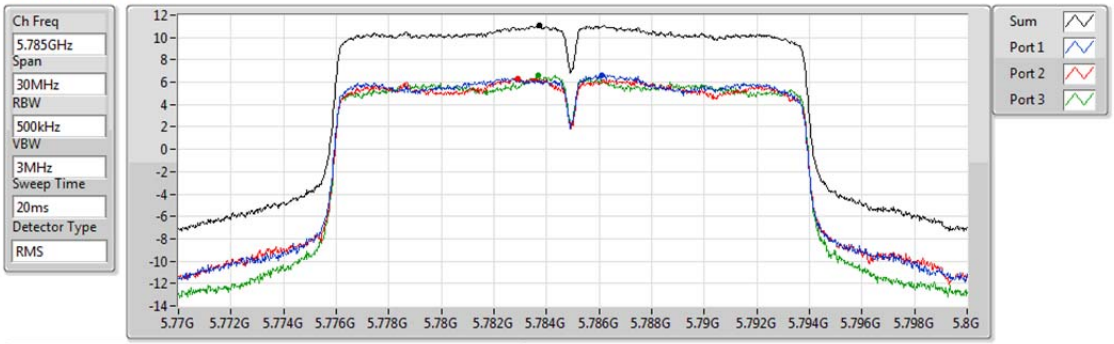

Sum	PD	Port 1	Port 2	Port 3
(dBm/RBW)	(dBm/RBW)	(dBm/RBW)	(dBm/RBW)	(dBm/RBW)
11.09	11.09	6.67	6.31	6.59

802.11ac VHT20_Nss1,(MCS0)_3TX PSD

5825MHz

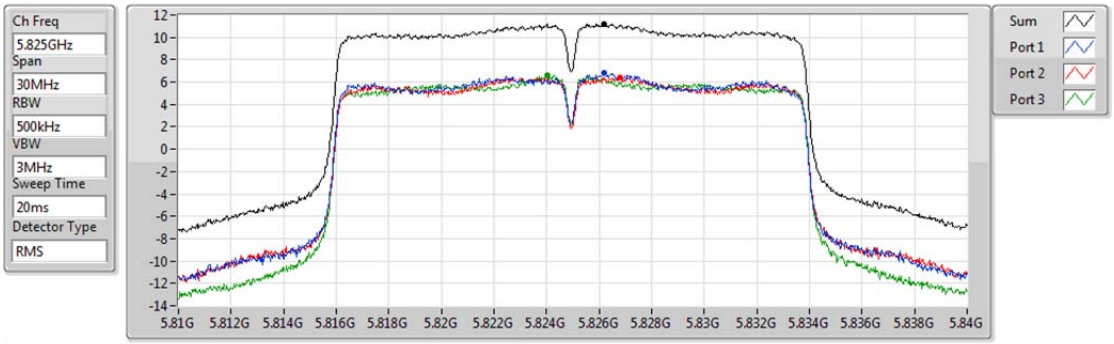

Sum	PD	Port 1	Port 2	Port 3
(dBm/RBW)	(dBm/RBW)	(dBm/RBW)	(dBm/RBW)	(dBm/RBW)
11.20	11.20	6.77	6.44	6.66

802.11ac VHT40_Nss1,(MCS0)_3TX PSD

5190MHz

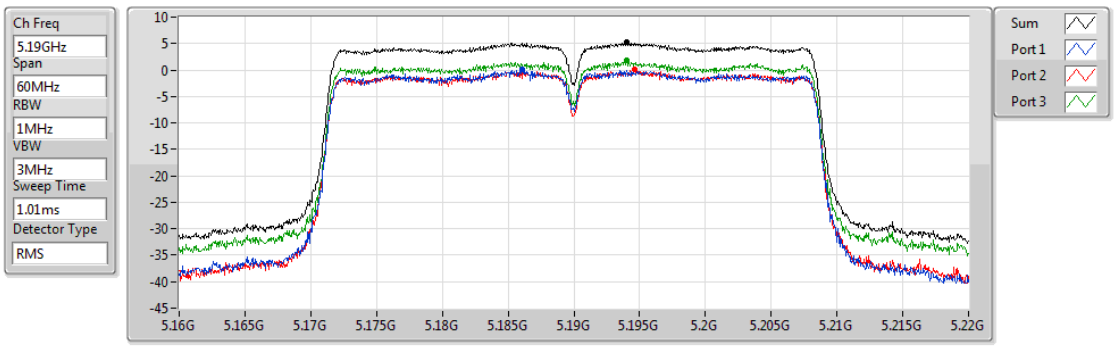

Sum	PD	Port 1	Port 2	Port 3
(dBm/RBW)	(dBm/RBW)	(dBm/RBW)	(dBm/RBW)	(dBm/RBW)
5.26	5.26	0.15	0.06	1.93

802.11ac VHT40_Nss1,(MCS0)_3TX PSD

5230MHz

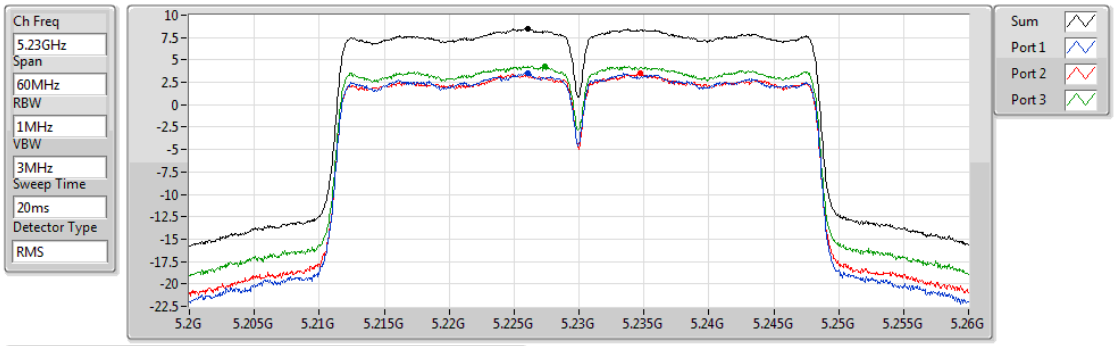

Sum	PD	Port 1	Port 2	Port 3
(dBm/RBW)	(dBm/RBW)	(dBm/RBW)	(dBm/RBW)	(dBm/RBW)
8.46	8.46	3.53	3.50	4.27

802.11ac VHT40_Nss1,(MCS0)_3TX PSD

5755MHz

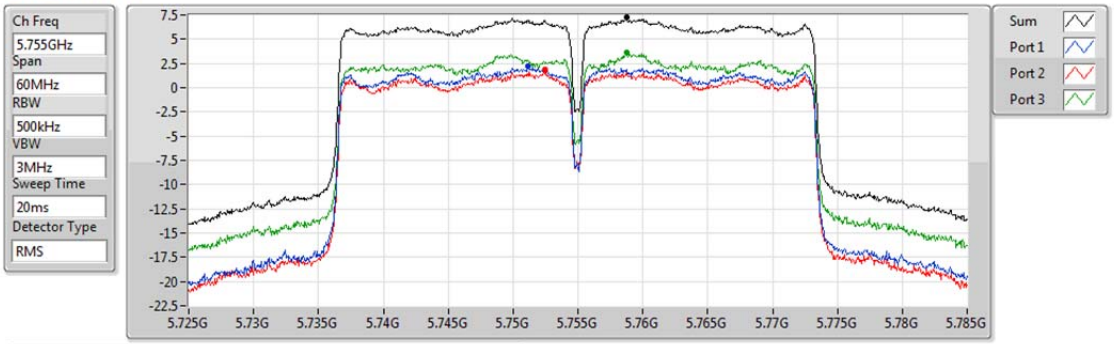

Sum	PD	Port 1	Port 2	Port 3
(dBm/RBW)	(dBm/RBW)	(dBm/RBW)	(dBm/RBW)	(dBm/RBW)
7.21	7.21	2.18	1.82	3.60

802.11ac VHT40_Nss1,(MCS0)_3TX PSD

5795MHz

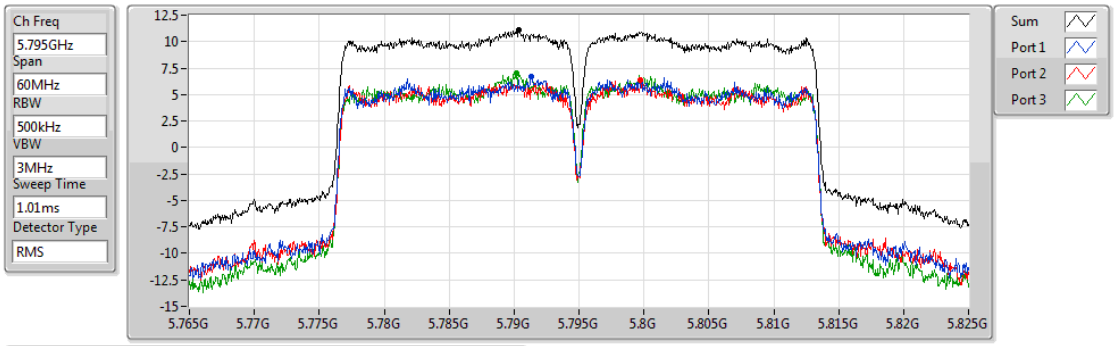

Sum	PD	Port 1	Port 2	Port 3
(dBm/RBW)	(dBm/RBW)	(dBm/RBW)	(dBm/RBW)	(dBm/RBW)
11.08	11.08	6.66	6.35	7.01

802.11ac VHT80_Nss1,(MCS0)_3TX PSD

5210MHz

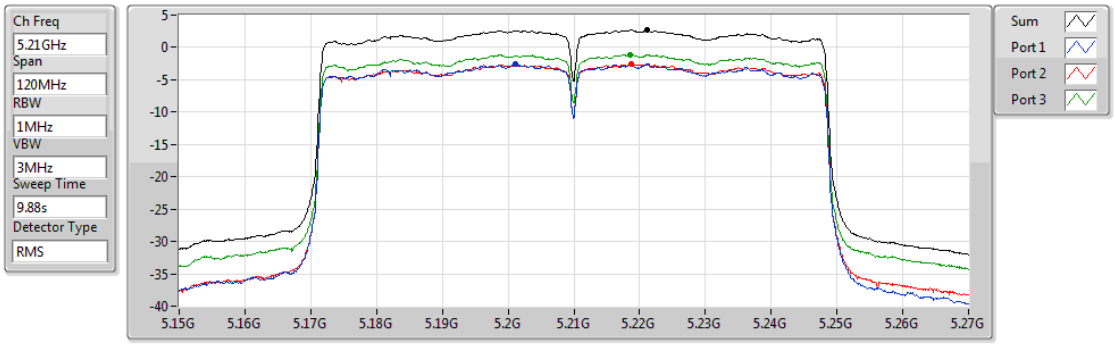

Sum	PD	Port 1	Port 2	Port 3
(dBm/RBW)	(dBm/RBW)	(dBm/RBW)	(dBm/RBW)	(dBm/RBW)
2.68	2.68	-2.48	-2.59	-1.13

802.11ac VHT80_Nss1,(MCS0)_3TX PSD

5775MHz

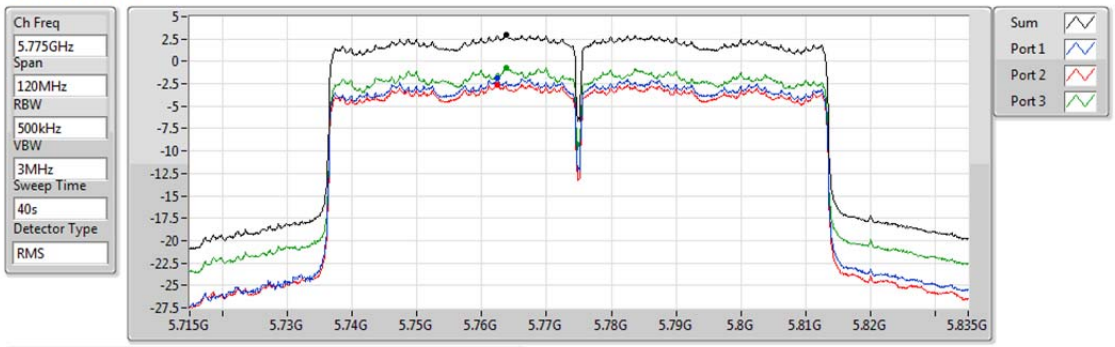

Sum	PD	Port 1	Port 2	Port 3
(dBm/RBW)	(dBm/RBW)	(dBm/RBW)	(dBm/RBW)	(dBm/RBW)
2.98	2.98	-1.91	-2.58	-0.68

Summary

Mode	PD (dBm/RBW)	EIRP PD (dBm/RBW)
802.11a_(6Mbps)_3TX	-	-
5.15-5.25GHz	9.51	19.18
5.725-5.85GHz	7.96	18.70
802.11ac VHT20_Nss1,(MCS0)_3TX	-	-
5.15-5.25GHz	8.44	18.11
5.725-5.85GHz	7.57	18.31
802.11ac VHT40_Nss1,(MCS0)_3TX	-	-
5.15-5.25GHz	4.32	13.99
5.725-5.85GHz	5.87	16.61
802.11ac VHT80_Nss1,(MCS0)_3TX	-	-
5.15-5.25GHz	0.49	10.16
5.725-5.85GHz	2.86	13.60

RBW = 500kHz for 5.725-5.85GHz band / 1MHz for other band;

Result

Mode	Result	DG (dBi)	Port 1 (dBm/RBW)	Port 2 (dBm/RBW)	Port 3 (dBm/RBW)	PD (dBm/RBW)	PD Limit (dBm/RBW)	EIRP PD (dBm/RBW)	EIRP PD Limit (dBm/RBW)
802.11a_(6Mbps)_3TX	-	-	-	-	-	-	-	-	-
5180MHz	Pass	9.67	3.79	4.16	4.13	8.73	13.33	18.40	Inf
5200MHz	Pass	9.67	4.03	5.52	4.66	9.51	13.33	19.18	Inf
5240MHz	Pass	9.67	3.52	4.04	3.69	8.46	13.33	18.13	Inf
5745MHz	Pass	10.74	2.18	3.31	3.12	7.63	25.26	18.37	Inf
5785MHz	Pass	10.74	2.60	3.59	3.48	7.96	25.26	18.70	Inf
5825MHz	Pass	10.74	2.40	3.32	3.23	7.73	25.26	18.47	Inf
802.11ac VHT20_Nss1,(MCS0)_3TX	-	-	-	-	-	-	-	-	-
5180MHz	Pass	9.67	3.49	3.77	4.01	8.44	13.33	18.11	Inf
5200MHz	Pass	9.67	2.89	4.32	3.73	8.41	13.33	18.08	Inf
5240MHz	Pass	9.67	2.75	2.93	2.80	7.53	13.33	17.20	Inf
5745MHz	Pass	10.74	2.14	3.20	3.12	7.51	25.26	18.25	Inf
5785MHz	Pass	10.74	2.32	3.24	3.23	7.57	25.26	18.31	Inf
5825MHz	Pass	10.74	2.12	3.21	3.00	7.46	25.26	18.20	Inf
802.11ac VHT40_Nss1,(MCS0)_3TX	-	-	-	-	-	-	-	-	-
5190MHz	Pass	9.67	-2.38	-2.26	-2.22	2.46	13.33	12.13	Inf
5230MHz	Pass	9.67	-0.45	-0.34	-0.44	4.32	13.33	13.99	Inf
5755MHz	Pass	10.74	0.65	1.26	1.41	5.87	25.26	16.61	Inf
5795MHz	Pass	10.74	-0.04	1.12	0.77	5.41	25.26	16.15	Inf
802.11ac VHT80_Nss1,(MCS0)_3TX	-	-	-	-	-	-	-	-	-
5210MHz	Pass	9.67	-4.56	-4.06	-4.23	0.49	13.33	10.16	Inf
5775MHz	Pass	10.74	-2.26	-2.00	-1.51	2.86	25.26	13.60	Inf

DG = Directional Gain; **RBW** = 500kHz for 5.725-5.85GHz band / 1MHz for other band;
PD = trace bin-by-bin of each transmits port summing can be performed maximum power density; **Port X** = Port X power density;

802.11a_(6Mbps)_3TX PSD

5180MHz

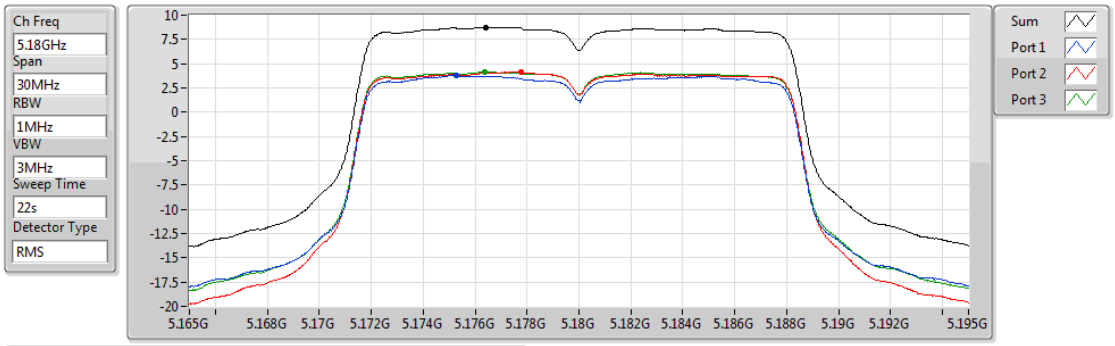

Sum	PD	Port 1	Port 2	Port 3
(dBm/RBW)	(dBm/RBW)	(dBm/RBW)	(dBm/RBW)	(dBm/RBW)
8.73	8.73	3.79	4.16	4.13

802.11a_(6Mbps)_3TX PSD

5200MHz

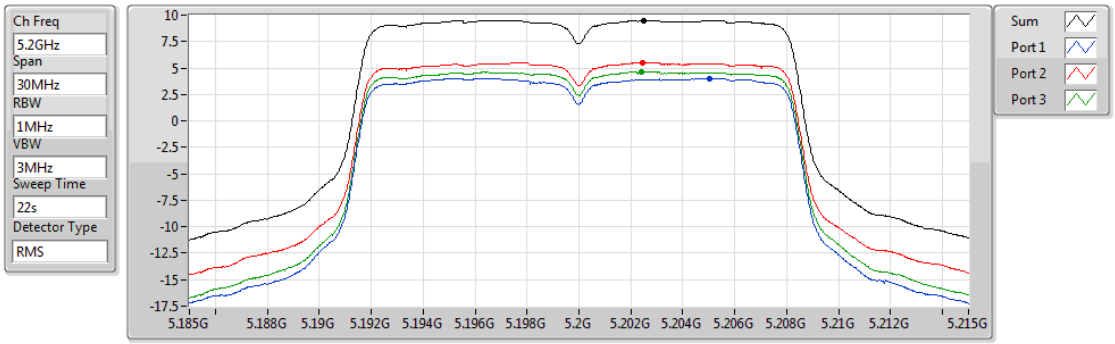

Sum	PD	Port 1	Port 2	Port 3
(dBm/RBW)	(dBm/RBW)	(dBm/RBW)	(dBm/RBW)	(dBm/RBW)
9.51	9.51	4.03	5.52	4.66

802.11a_(6Mbps)_3TX PSD

5240MHz

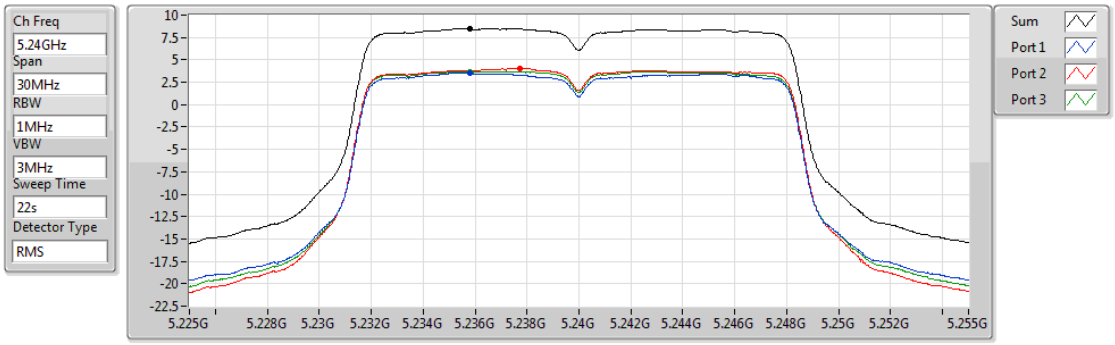

Sum	PD	Port 1	Port 2	Port 3
(dBm/RBW)	(dBm/RBW)	(dBm/RBW)	(dBm/RBW)	(dBm/RBW)
8.46	8.46	3.52	4.04	3.69

802.11a_(6Mbps)_3TX PSD

5745MHz

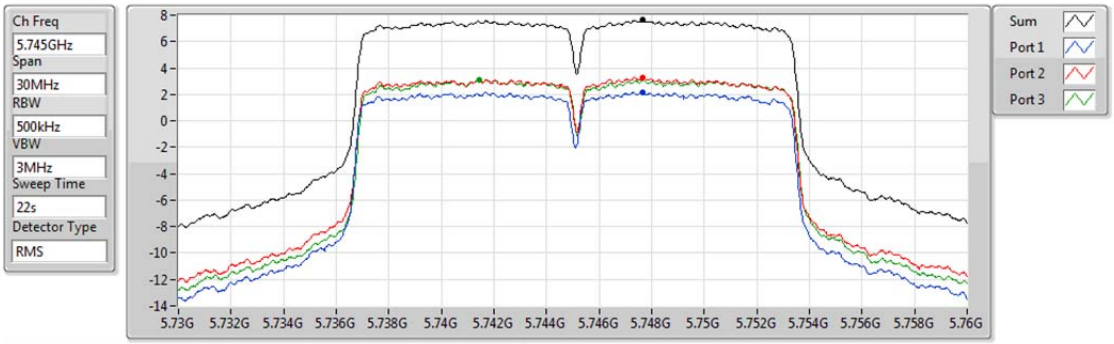

Sum	PD	Port 1	Port 2	Port 3
(dBm/RBW)	(dBm/RBW)	(dBm/RBW)	(dBm/RBW)	(dBm/RBW)
7.63	7.63	2.18	3.31	3.12

802.11a_(6Mbps)_3TX PSD

5785MHz

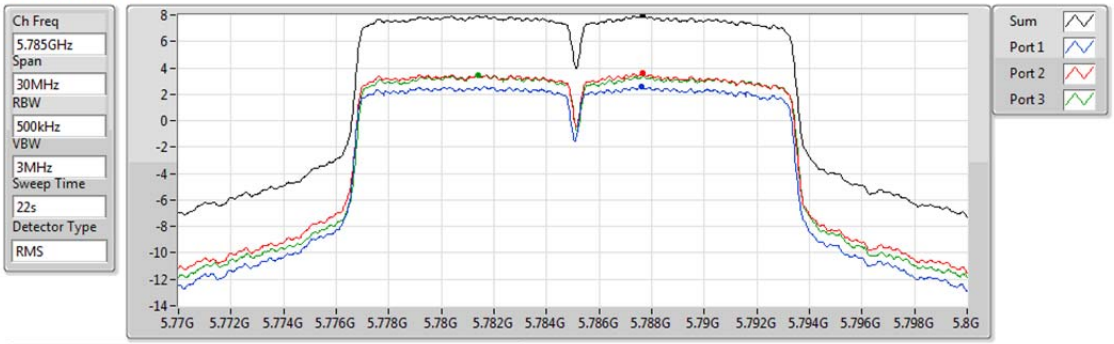

Sum	PD	Port 1	Port 2	Port 3
(dBm/RBW)	(dBm/RBW)	(dBm/RBW)	(dBm/RBW)	(dBm/RBW)
7.96	7.96	2.60	3.59	3.48

802.11a_(6Mbps)_3TX PSD

5825MHz

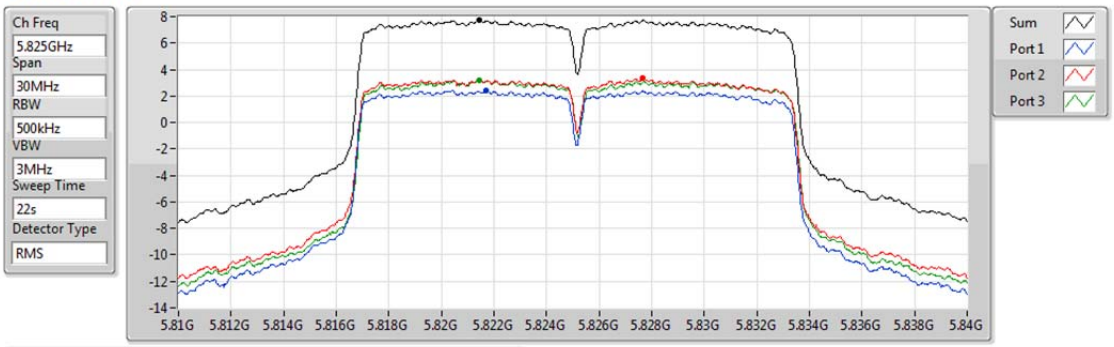

Sum	PD	Port 1	Port 2	Port 3
(dBm/RBW)	(dBm/RBW)	(dBm/RBW)	(dBm/RBW)	(dBm/RBW)
7.73	7.73	2.40	3.32	3.23

802.11ac VHT20_Nss1,(MCS0)_3TX PSD

5180MHz

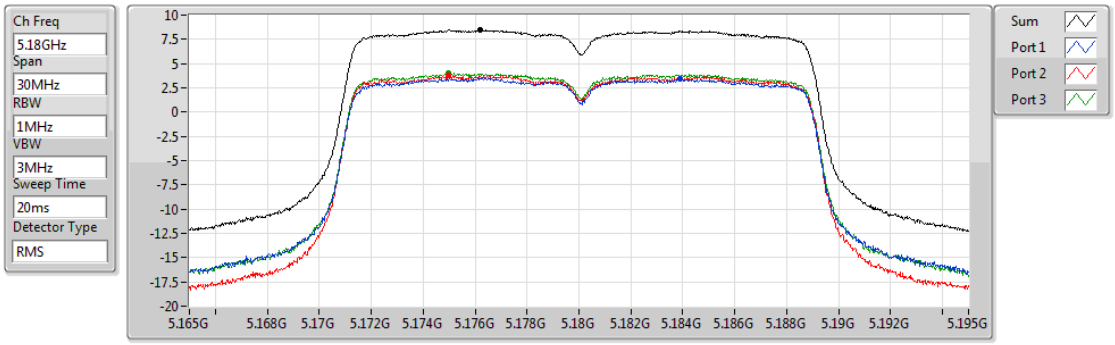

Sum	PD	Port 1	Port 2	Port 3
(dBm/RBW)	(dBm/RBW)	(dBm/RBW)	(dBm/RBW)	(dBm/RBW)
8.44	8.44	3.49	3.77	4.01

802.11ac VHT20_Nss1,(MCS0)_3TX PSD

5200MHz

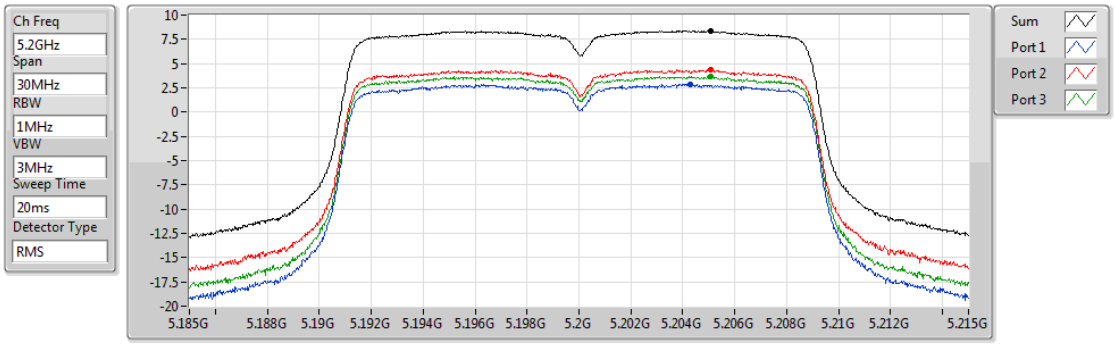

Sum	PD	Port 1	Port 2	Port 3
(dBm/RBW)	(dBm/RBW)	(dBm/RBW)	(dBm/RBW)	(dBm/RBW)
8.41	8.41	2.89	4.32	3.73

802.11ac VHT20_Nss1,(MCS0)_3TX PSD

5240MHz

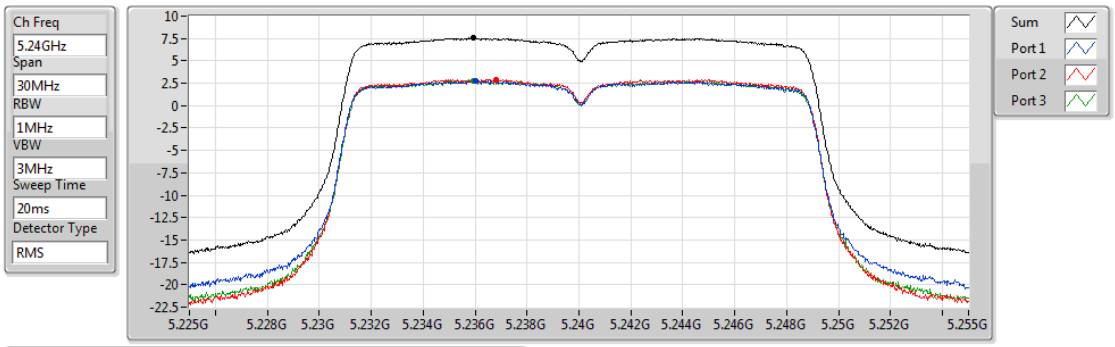

Sum	PD	Port 1	Port 2	Port 3
(dBm/RBW)	(dBm/RBW)	(dBm/RBW)	(dBm/RBW)	(dBm/RBW)
7.53	7.53	2.75	2.93	2.80

802.11ac VHT20_Nss1,(MCS0)_3TX PSD

5745MHz

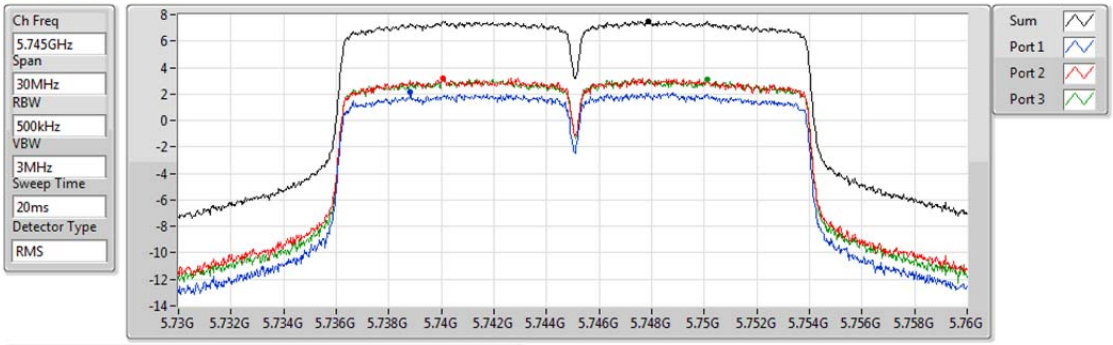

Sum	PD	Port 1	Port 2	Port 3
(dBm/RBW)	(dBm/RBW)	(dBm/RBW)	(dBm/RBW)	(dBm/RBW)
7.51	7.51	2.14	3.20	3.12

802.11ac VHT20_Nss1,(MCS0)_3TX PSD

5785MHz

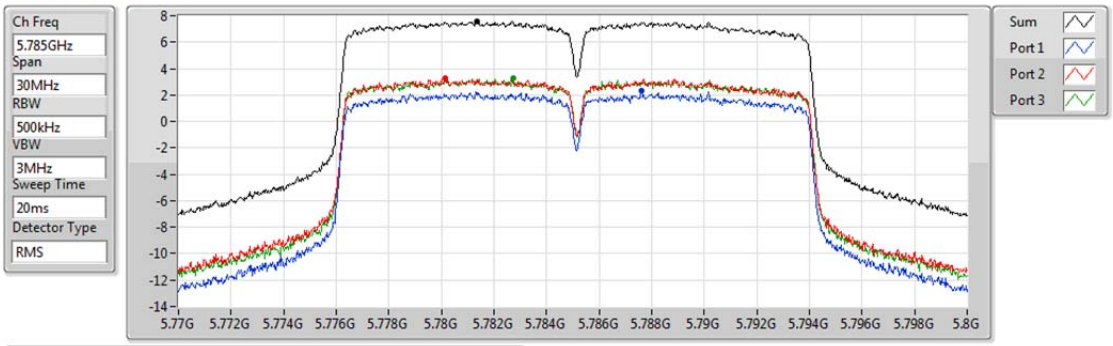

Sum	PD	Port 1	Port 2	Port 3
(dBm/RBW)	(dBm/RBW)	(dBm/RBW)	(dBm/RBW)	(dBm/RBW)
7.57	7.57	2.32	3.24	3.23

802.11ac VHT20_Nss1,(MCS0)_3TX PSD

5825MHz

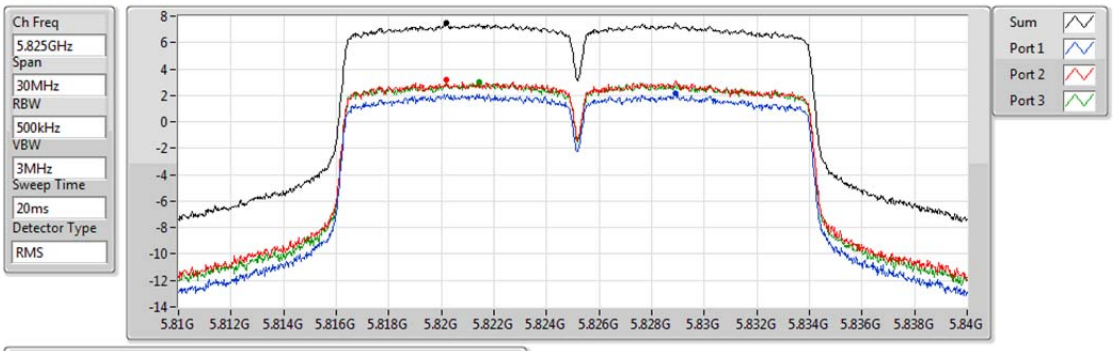

Sum	PD	Port 1	Port 2	Port 3
(dBm/RBW)	(dBm/RBW)	(dBm/RBW)	(dBm/RBW)	(dBm/RBW)
7.46	7.46	2.12	3.21	3.00

802.11ac VHT40_Nss1,(MCS0)_3TX PSD

5190MHz

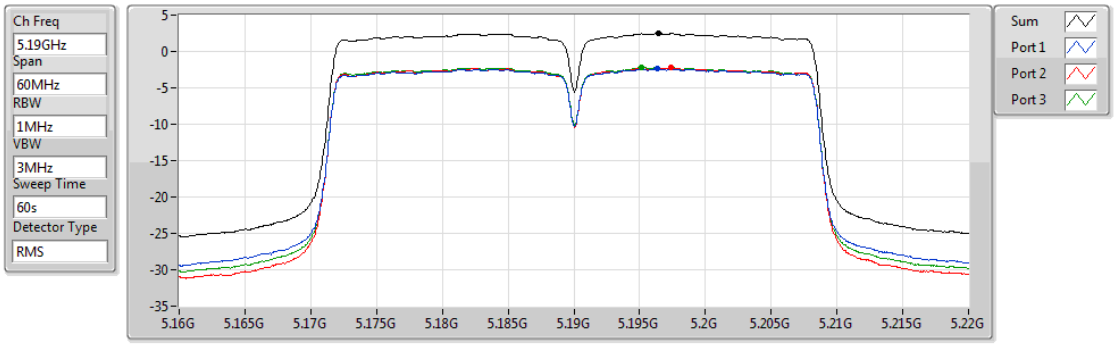

Sum	PD	Port 1	Port 2	Port 3
(dBm/RBW)	(dBm/RBW)	(dBm/RBW)	(dBm/RBW)	(dBm/RBW)
2.46	2.46	-2.38	-2.26	-2.22

802.11ac VHT40_Nss1,(MCS0)_3TX PSD

5230MHz

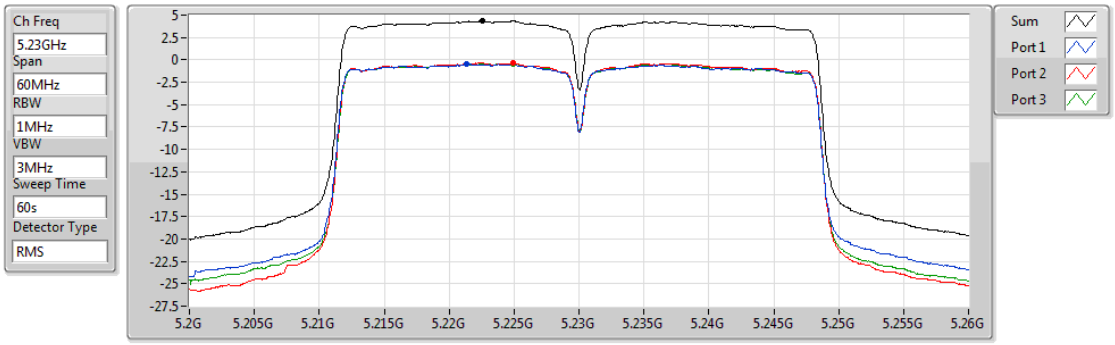

Sum	PD	Port 1	Port 2	Port 3
(dBm/RBW)	(dBm/RBW)	(dBm/RBW)	(dBm/RBW)	(dBm/RBW)
4.32	4.32	-0.45	-0.34	-0.44

802.11ac VHT40_Nss1,(MCS0)_3TX PSD

5755MHz

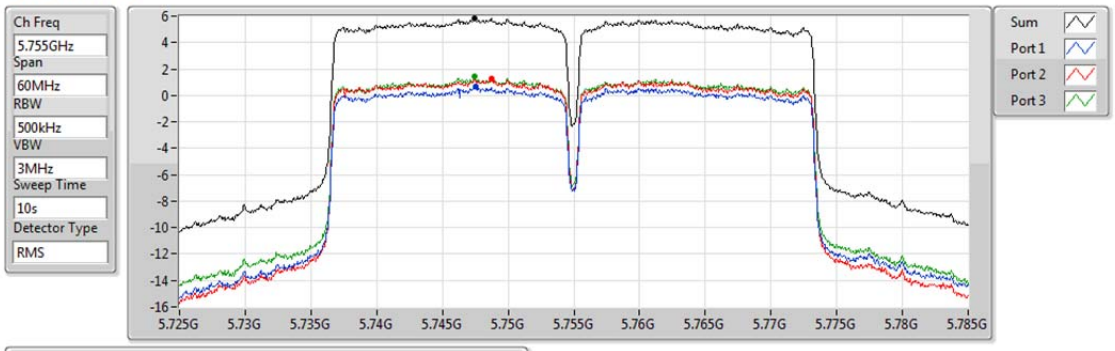

Sum	PD	Port 1	Port 2	Port 3
(dBm/RBW)	(dBm/RBW)	(dBm/RBW)	(dBm/RBW)	(dBm/RBW)
5.87	5.87	0.65	1.26	1.41

802.11ac VHT40_Nss1,(MCS0)_3TX PSD

5795MHz

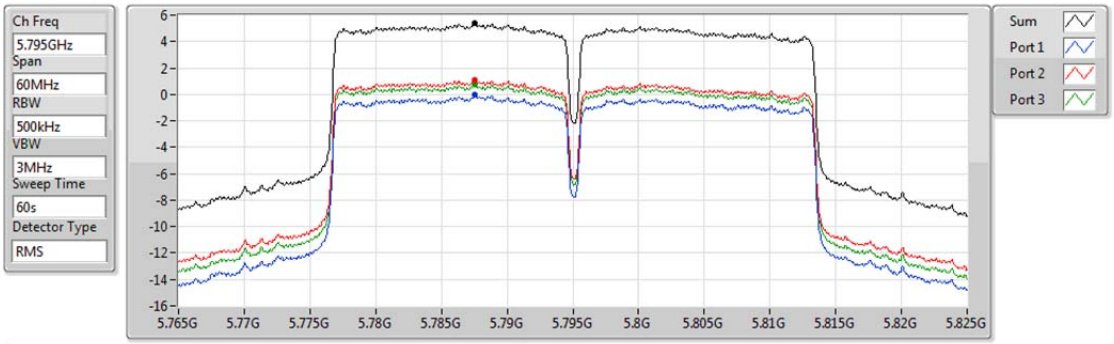

Sum	PD	Port 1	Port 2	Port 3
(dBm/RBW)	(dBm/RBW)	(dBm/RBW)	(dBm/RBW)	(dBm/RBW)
5.41	5.41	-0.04	1.12	0.77

802.11ac VHT80_Nss1,(MCS0)_3TX PSD

5210MHz

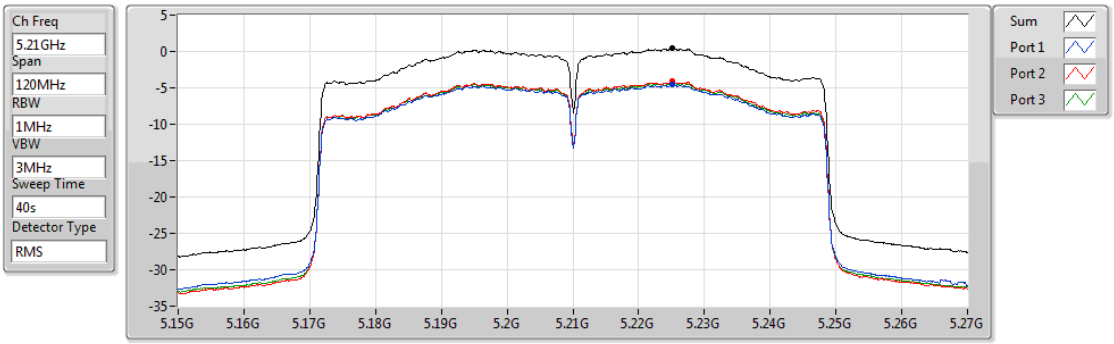

Sum	PD	Port 1	Port 2	Port 3
(dBm/RBW)	(dBm/RBW)	(dBm/RBW)	(dBm/RBW)	(dBm/RBW)
0.49	0.49	-4.56	-4.06	-4.23

802.11ac VHT80_Nss1,(MCS0)_3TX PSD

5775MHz

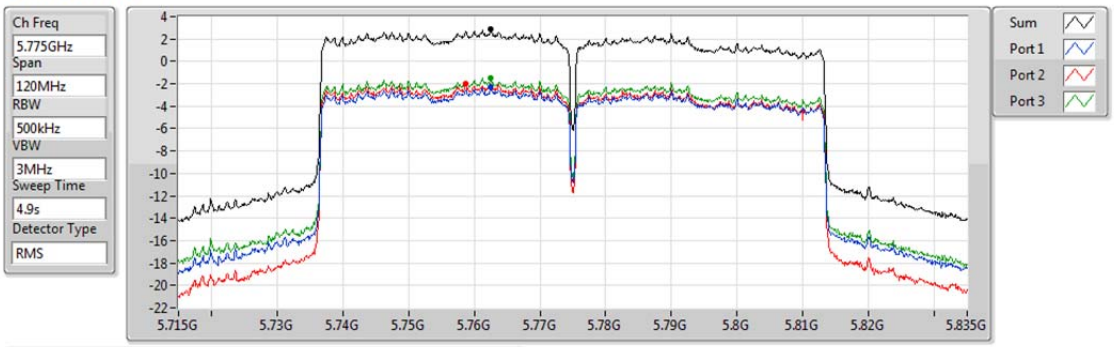

Sum	PD	Port 1	Port 2	Port 3
(dBm/RBW)	(dBm/RBW)	(dBm/RBW)	(dBm/RBW)	(dBm/RBW)
2.86	2.86	-2.26	-2.00	-1.51

Summary

Mode	Result	Type	Freq (Hz)	Level (dBuV/m)	Limit (dBuV/m)	Margin (dB)	Factor (dB)	Dist (m)	Pol. (H/V)	Azimuth (°)	Height (m)	Comments
802.11ac VHT80_Nss1,(MCS0)_3TX	-	-	-	-	-	-	-	-	-	-	-	-
5.725-5.85GHz	Pass	PK	53.28M	35.16	40.00	-4.84	-23.53	3	V	0	1.00	-

Result

Mode	Result	Type	Freq (Hz)	Level (dBuV/m)	Limit (dBuV/m)	Margin (dB)	Factor (dB)	Dist (m)	Pol. (H/V)	Azimuth (°)	Height (m)	Comments
802.11ac VHT80_Nss1,(MCS0)_3TX	-	-	-	-	-	-	-	-	-	-	-	-
5775MHz	Pass	PK	57.16M	28.08	40.00	-11.92	-24.73	3	H	360	1.00	-
5775MHz	Pass	PK	154.16M	30.11	43.50	-13.39	-18.66	3	H	360	1.00	-
5775MHz	Pass	PK	249.22M	35.38	46.00	-10.62	-16.48	3	H	360	1.00	-
5775MHz	Pass	PK	375.32M	37.57	46.00	-8.43	-13.40	3	H	360	1.00	-
5775MHz	Pass	PK	625.58M	34.49	46.00	-11.51	-7.80	3	H	360	1.00	-
5775MHz	Pass	PK	999.999M	43.35	54.00	-10.65	-2.60	3	H	360	1.00	-
5775MHz	Pass	PK	41.64M	33.21	40.00	-6.79	-18.19	3	V	0	1.00	-
5775MHz	Pass	PK	53.28M	35.16	40.00	-4.84	-23.53	3	V	0	1.00	-
5775MHz	Pass	PK	154.16M	24.65	43.50	-18.85	-19.05	3	V	0	1.00	-
5775MHz	Pass	PK	375.32M	28.56	46.00	-17.44	-14.67	3	V	0	1.00	-
5775MHz	Pass	PK	499.48M	31.48	46.00	-14.52	-12.01	3	V	0	1.00	-
5775MHz	Pass	PK	999.999M	41.56	54.00	-12.44	-5.42	3	V	0	1.00	-

802.11ac VHT80_Nss1,(MCS0)_3TX

5775MHz_PoE

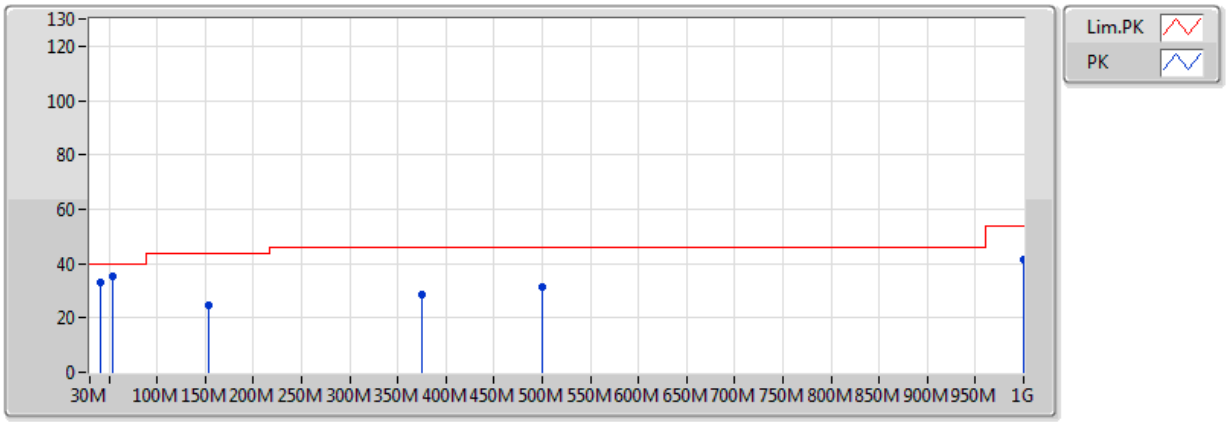

EUT = Z axis

Type	Freq(Hz)	Level(dBuV/m)	Limit(dBuV/m)	Margin(dB)	Factor(dB)	Dist(m)	Pol.(H/V)	Azimuth(°)	Height(m)	Comments
PK	999.999M	41.56	54.00	-12.44	-5.42	3	V	0	1.00	-
PK	53.28M	35.16	40.00	-4.84	-23.53	3	V	0	1.00	-
PK	154.16M	24.65	43.50	-18.85	-19.05	3	V	0	1.00	-
PK	375.32M	28.56	46.00	-17.44	-14.67	3	V	0	1.00	-
PK	499.48M	31.48	46.00	-14.52	-12.01	3	V	0	1.00	-
PK	41.64M	33.21	40.00	-6.79	-18.19	3	V	0	1.00	-

802.11ac VHT80_Nss1,(MCS0)_3TX

5775MHz_PoE

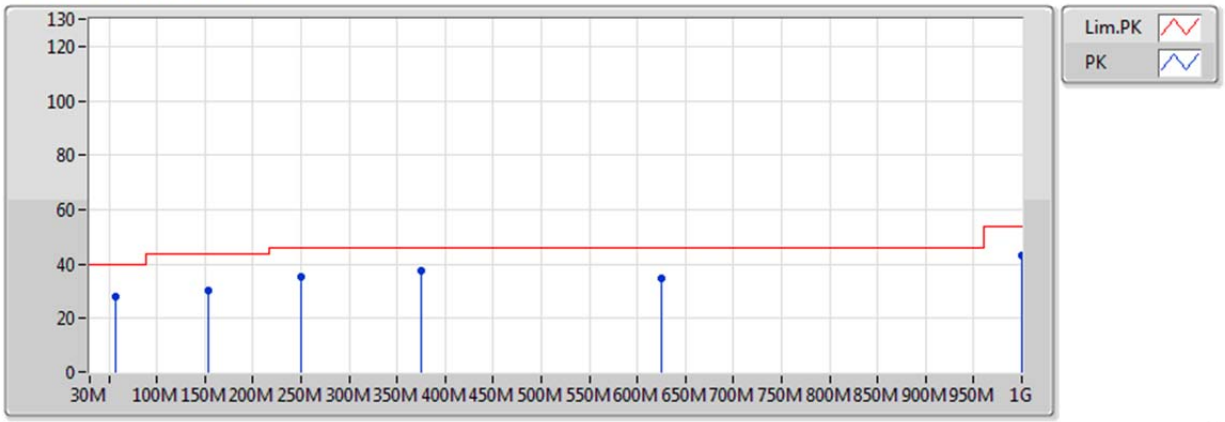

EUT = Z axis

Type	Freq(Hz)	Level(dBuV/m)	Limit(dBuV/m)	Margin(dB)	Factor(dB)	Dist(m)	Pol.(H/V)	Azimuth(°)	Height(m)	Comments
PK	57.16M	28.08	40.00	-11.92	-24.73	3	H	360	1.00	-
PK	154.16M	30.11	43.50	-13.39	-18.66	3	H	360	1.00	-
PK	249.22M	35.38	46.00	-10.62	-16.48	3	H	360	1.00	-
PK	375.32M	37.57	46.00	-8.43	-13.40	3	H	360	1.00	-
PK	625.58M	34.49	46.00	-11.51	-7.80	3	H	360	1.00	-
PK	999.999M	43.35	54.00	-10.65	-2.60	3	H	360	1.00	-

Summary

Mode	Result	Type	Freq (Hz)	Level (dBuV/m)	Limit (dBuV/m)	Margin (dB)	Factor (dB)	Dist (m)	Pol. (H/V)	Azimuth (°)	Height (m)	Comments
802.11ac VHT80_Nss1,(MCS0)_3TX	-	-	-	-	-	-	-	-	-	-	-	-
5.15-5.25GHz	Pass	QP	771.08M	39.35	46.00	-6.65	-5.88	3	V	12	1.31	-

Result

Mode	Result	Type	Freq (Hz)	Level (dBuV/m)	Limit (dBuV/m)	Margin (dB)	Factor (dB)	Dist (m)	Pol. (H/V)	Azimuth (°)	Height (m)	Comments
802.11ac VHT80_Nss1,(MCS0)_3TX	-	-	-	-	-	-	-	-	-	-	-	-
5210MHz	Pass	PK	97.9M	30.32	43.50	-13.18	-20.58	3	H	0	1.00	-
5210MHz	Pass	PK	262.8M	31.93	46.00	-14.07	-15.08	3	H	0	1.00	-
5210MHz	Pass	PK	289.96M	31.04	46.00	-14.96	-15.65	3	H	0	1.00	-
5210MHz	Pass	PK	344.28M	32.54	46.00	-13.46	-14.29	3	H	0	1.00	-
5210MHz	Pass	PK	800.18M	38.88	46.00	-7.12	-5.64	3	H	0	1.00	-
5210MHz	Pass	QP	771.08M	38.78	46.00	-7.22	-5.88	3	H	296	2.03	-
5210MHz	Pass	PK	47.46M	31.40	40.00	-8.60	-21.52	3	V	360	1.00	-
5210MHz	Pass	PK	247.28M	34.02	46.00	-11.98	-16.75	3	V	360	1.00	-
5210MHz	Pass	PK	295.78M	34.79	46.00	-11.21	-15.48	3	V	360	1.00	-
5210MHz	Pass	PK	485.9M	32.64	46.00	-13.36	-10.40	3	V	360	1.00	-
5210MHz	Pass	PK	899.12M	36.51	46.00	-9.49	-4.71	3	V	360	1.00	-
5210MHz	Pass	QP	771.08M	39.35	46.00	-6.65	-5.88	3	V	12	1.31	-

802.11ac VHT80_Nss1,(MCS0)_3TX

5210MHz_PoE

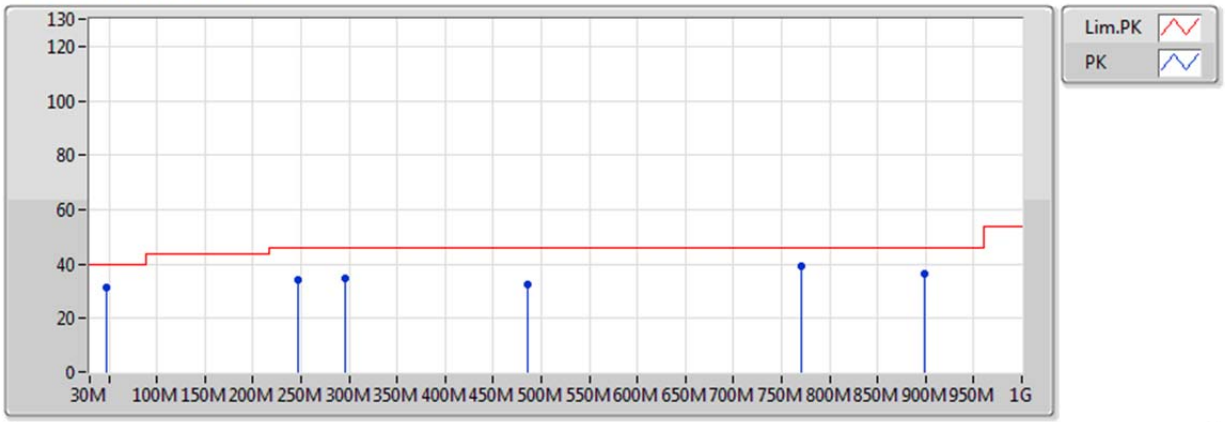

EUT = Z axis

Type	Freq(Hz)	Level(dBuV/m)	Limit(dBuV/m)	Margin(dB)	Factor(dB)	Dist(m)	Pol.(H/V)	Azimuth(°)	Height(m)	Comments
PK	47.46M	31.40	40.00	-8.60	-21.52	3	V	360	1.00	-
PK	247.28M	34.02	46.00	-11.98	-16.75	3	V	360	1.00	-
PK	295.78M	34.79	46.00	-11.21	-15.48	3	V	360	1.00	-
PK	485.9M	32.64	46.00	-13.36	-10.40	3	V	360	1.00	-
PK	899.12M	36.51	46.00	-9.49	-4.71	3	V	360	1.00	-
QP	771.08M	39.35	46.00	-6.65	-5.88	3	V	12	1.31	-

802.11ac VHT80_Nss1,(MCS0)_3TX

5210MHz_PoE

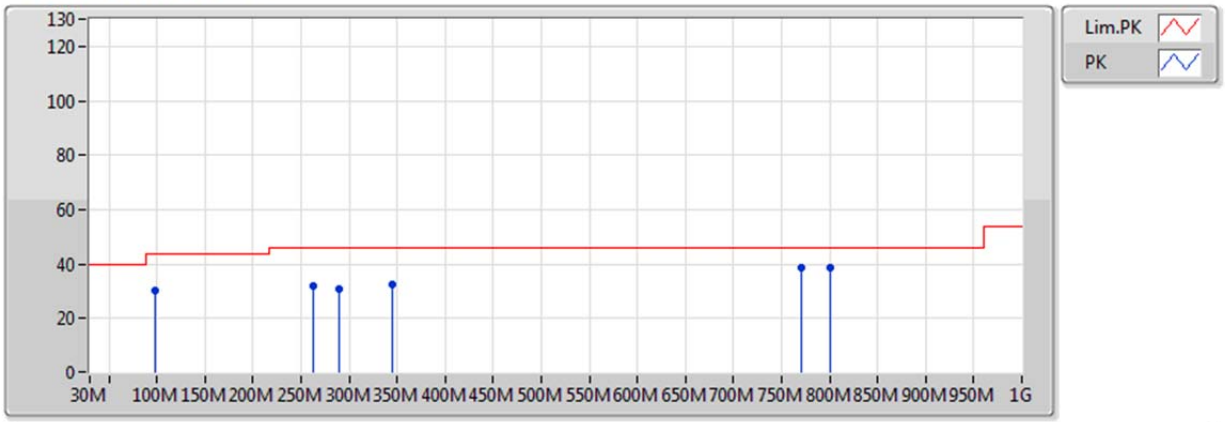

EUT = Z axis

Type	Freq(Hz)	Level(dBuV/m)	Limit(dBuV/m)	Margin(dB)	Factor(dB)	Dist(m)	Pol.(H/V)	Azimuth(°)	Height(m)	Comments
PK	97.9M	30.32	43.50	-13.18	-20.58	3	H	0	1.00	-
PK	262.8M	31.93	46.00	-14.07	-15.08	3	H	0	1.00	-
PK	289.96M	31.04	46.00	-14.96	-15.65	3	H	0	1.00	-
PK	344.28M	32.54	46.00	-13.46	-14.29	3	H	0	1.00	-
PK	800.18M	38.88	46.00	-7.12	-5.64	3	H	0	1.00	-
QP	771.08M	38.78	46.00	-7.22	-5.88	3	H	296	2.03	-

Summary

Mode	Result	Type	Freq (Hz)	Level (dBuV/m)	Limit (dBuV/m)	Margin (dB)	Factor (dB)	Dist (m)	Pol. (H/V)	Azimuth (°)	Height (m)	Comments
802.11a_(6Mbps)_3TX	-	-	-	-	-	-	-	-	-	-	-	-
5.15-5.25GHz	Pass	AV	5.0992G	53.90	54.00	-0.10	2.85	3	V	262	2.53	-
802.11ac VHT80_Nss1,(MCS0)_3TX	-	-	-	-	-	-	-	-	-	-	-	-
5.725-5.85GHz	Pass	PK	5.6454G	68.05	68.20	-0.15	3.39	3	V	160	3.04	-

Result

Mode	Result	Type	Freq (Hz)	Level (dBuV/m)	Limit (dBuV/m)	Margin (dB)	Factor (dB)	Dist (m)	Pol. (H/V)	Azimuth (°)	Height (m)	Comments
802.11a_(6Mbps)_3TX	-	-	-	-	-	-	-	-	-	-	-	-
5180MHz	Pass	AV	5.1008G	48.50	54.00	-5.50	2.85	3	H	182	2.86	-
5180MHz	Pass	AV	5.1808G	94.20	Inf	-Inf	2.93	3	H	182	2.86	-
5180MHz	Pass	PK	5.1008G	59.31	74.00	-14.69	2.85	3	H	182	2.86	-
5180MHz	Pass	PK	5.1808G	101.47	Inf	-Inf	2.93	3	H	182	2.86	-
5180MHz	Pass	AV	5.0992G	53.90	54.00	-0.10	2.85	3	V	262	2.53	-
5180MHz	Pass	AV	5.1792G	102.35	Inf	-Inf	2.93	3	V	262	2.53	-
5180MHz	Pass	PK	5.1496G	64.93	74.00	-9.07	2.90	3	V	262	2.53	-
5180MHz	Pass	PK	5.1784G	109.70	Inf	-Inf	2.93	3	V	262	2.53	-
5180MHz	Pass	AV	10.36G	45.86	54.00	-8.14	12.78	3	H	262	2.05	-
5180MHz	Pass	PK	10.36G	55.01	74.00	-18.99	12.78	3	H	262	2.05	-
5180MHz	Pass	AV	10.36G	46.71	54.00	-7.29	12.78	3	V	302	1.00	-
5180MHz	Pass	PK	10.36G	58.41	74.00	-15.59	12.78	3	V	302	1.00	-
5200MHz	Pass	AV	5.1244G	48.75	54.00	-5.25	2.87	3	H	189	2.55	-
5200MHz	Pass	AV	5.194G	95.74	Inf	-Inf	2.94	3	H	189	2.55	-
5200MHz	Pass	PK	5.1148G	59.16	74.00	-14.84	2.86	3	H	189	2.55	-
5200MHz	Pass	PK	5.194G	103.05	Inf	-Inf	2.94	3	H	189	2.55	-
5200MHz	Pass	AV	5.1188G	53.74	54.00	-0.26	2.87	3	V	267	2.35	-
5200MHz	Pass	AV	5.1992G	102.59	Inf	-Inf	2.95	3	V	267	2.35	-
5200MHz	Pass	PK	5.1192G	62.99	74.00	-11.01	2.87	3	V	267	2.35	-
5200MHz	Pass	PK	5.1984G	110.35	Inf	-Inf	2.95	3	V	267	2.35	-
5200MHz	Pass	AV	10.4G	46.06	54.00	-7.94	12.89	3	H	180	1.18	-
5200MHz	Pass	PK	10.4G	57.51	74.00	-16.49	12.89	3	H	180	1.18	-
5200MHz	Pass	AV	10.4G	47.71	54.00	-6.29	12.89	3	V	162	2.19	-
5200MHz	Pass	PK	10.4G	60.07	74.00	-13.93	12.89	3	V	162	2.19	-
5240MHz	Pass	AV	5.1248G	46.48	54.00	-7.52	2.87	3	H	5	2.41	-
5240MHz	Pass	AV	5.2382G	98.38	Inf	-Inf	2.99	3	H	5	2.41	-
5240MHz	Pass	AV	5.3564G	45.56	54.00	-8.44	3.12	3	H	5	2.41	-
5240MHz	Pass	PK	5.1218G	57.80	74.00	-16.20	2.87	3	H	5	2.41	-
5240MHz	Pass	PK	5.2382G	106.50	Inf	-Inf	2.99	3	H	5	2.41	-
5240MHz	Pass	PK	5.378G	56.23	74.00	-17.77	3.14	3	H	5	2.41	-
5240MHz	Pass	AV	5.149995G	48.14	54.00	-5.86	2.90	3	V	262	2.63	-
5240MHz	Pass	AV	5.2388G	106.20	Inf	-Inf	2.99	3	V	262	2.63	-
5240MHz	Pass	AV	5.3582G	46.91	54.00	-7.09	3.12	3	V	262	2.63	-
5240MHz	Pass	PK	5.149995G	58.26	74.00	-15.74	2.90	3	V	262	2.63	-
5240MHz	Pass	PK	5.2388G	114.75	Inf	-Inf	2.99	3	V	262	2.63	-
5240MHz	Pass	PK	5.357G	58.42	74.00	-15.58	3.12	3	V	262	2.63	-
5240MHz	Pass	AV	10.48G	52.05	54.00	-1.95	13.10	3	H	177	2.16	-
5240MHz	Pass	PK	10.48G	62.98	74.00	-11.02	13.10	3	H	177	2.16	-
5240MHz	Pass	AV	10.48G	53.84	54.00	-0.16	13.10	3	V	161	2.24	-
5240MHz	Pass	PK	10.48G	64.38	74.00	-9.62	13.10	3	V	161	2.24	-
5745MHz	Pass	AV	5.7426G	95.87	Inf	-Inf	3.47	3	H	179	3.55	-
5745MHz	Pass	PK	5.631G	57.62	68.20	-10.58	3.38	3	H	179	3.55	-
5745MHz	Pass	PK	5.7486G	104.35	Inf	-Inf	3.47	3	H	179	3.55	-
5745MHz	Pass	PK	5.9454G	57.61	68.20	-10.59	3.64	3	H	179	3.55	-
5745MHz	Pass	AV	5.7498G	103.54	Inf	-Inf	3.47	3	V	160	3.23	-
5745MHz	Pass	PK	5.6118G	58.70	68.20	-9.50	3.36	3	V	160	3.23	-
5745MHz	Pass	PK	5.7498G	112.27	Inf	-Inf	3.47	3	V	160	3.23	-

Mode	Result	Type	Freq (Hz)	Level (dBuV/m)	Limit (dBuV/m)	Margin (dB)	Factor (dB)	Dist (m)	Pol. (H/V)	Azimuth (°)	Height (m)	Comments
5745MHz	Pass	PK	5.9502G	57.56	68.20	-10.64	3.64	3	V	160	3.23	-
5745MHz	Pass	AV	11.49G	47.05	54.00	-6.95	13.63	3	H	318	1.01	-
5745MHz	Pass	PK	11.49G	58.75	74.00	-15.25	13.63	3	H	318	1.01	-
5745MHz	Pass	AV	11.49G	49.39	54.00	-4.61	13.63	3	V	177	1.31	-
5745MHz	Pass	PK	11.49G	60.39	74.00	-13.61	13.63	3	V	177	1.31	-
5785MHz	Pass	AV	5.7862G	95.54	Inf	-Inf	3.50	3	H	190	3.50	-
5785MHz	Pass	PK	5.5882G	57.83	68.20	-10.37	3.34	3	H	190	3.50	-
5785MHz	Pass	PK	5.7862G	103.57	Inf	-Inf	3.50	3	H	190	3.50	-
5785MHz	Pass	PK	5.9458G	57.91	68.20	-10.29	3.64	3	H	190	3.50	-
5785MHz	Pass	AV	5.779G	103.57	Inf	-Inf	3.50	3	V	160	3.51	-
5785MHz	Pass	PK	5.629G	57.73	68.20	-10.47	3.38	3	V	160	3.51	-
5785MHz	Pass	PK	5.779G	112.12	Inf	-Inf	3.50	3	V	160	3.51	-
5785MHz	Pass	PK	5.9842G	58.03	68.20	-10.17	3.67	3	V	160	3.51	-
5785MHz	Pass	AV	11.57G	46.41	54.00	-7.59	13.49	3	H	337	3.10	-
5785MHz	Pass	PK	11.57G	58.26	74.00	-15.74	13.49	3	H	337	3.10	-
5785MHz	Pass	AV	11.57G	48.71	54.00	-5.29	13.49	3	V	177	1.35	-
5785MHz	Pass	PK	11.57G	59.73	74.00	-14.27	13.49	3	V	177	1.35	-
5825MHz	Pass	AV	5.8262G	95.95	Inf	-Inf	3.53	3	H	191	3.45	-
5825MHz	Pass	PK	5.5814G	58.13	68.20	-10.07	3.34	3	H	191	3.45	-
5825MHz	Pass	PK	5.8262G	104.05	Inf	-Inf	3.53	3	H	191	3.45	-
5825MHz	Pass	PK	5.981G	57.71	68.20	-10.49	3.66	3	H	191	3.45	-
5825MHz	Pass	AV	5.8298G	102.96	Inf	-Inf	3.54	3	V	159	3.46	-
5825MHz	Pass	PK	5.5886G	59.30	68.20	-8.90	3.34	3	V	159	3.46	-
5825MHz	Pass	PK	5.8298G	111.59	Inf	-Inf	3.54	3	V	159	3.46	-
5825MHz	Pass	PK	5.9822G	58.02	68.20	-10.18	3.67	3	V	159	3.46	-
5825MHz	Pass	AV	11.65G	46.69	54.00	-7.31	13.35	3	H	161	1.15	-
5825MHz	Pass	PK	11.65G	58.48	74.00	-15.52	13.35	3	H	161	1.15	-
5825MHz	Pass	AV	11.65G	50.00	54.00	-4.00	13.35	3	V	206	1.04	-
5825MHz	Pass	PK	11.65G	61.37	74.00	-12.63	13.35	3	V	206	1.04	-
802.11ac VHT20_Nss1,(MCS0)_3TX	-	-	-	-	-	-	-	-	-	-	-	-
5180MHz	Pass	AV	5.149995G	49.41	54.00	-4.59	2.90	3	H	182	2.67	-
5180MHz	Pass	AV	5.1808G	96.22	Inf	-Inf	2.93	3	H	182	2.67	-
5180MHz	Pass	PK	5.149995G	65.34	74.00	-8.66	2.90	3	H	182	2.67	-
5180MHz	Pass	PK	5.1808G	103.61	Inf	-Inf	2.93	3	H	182	2.67	-
5180MHz	Pass	AV	5.0988G	53.05	54.00	-0.95	2.85	3	V	117	2.55	-
5180MHz	Pass	AV	5.1788G	101.78	Inf	-Inf	2.93	3	V	117	2.55	-
5180MHz	Pass	PK	5.1492G	68.48	74.00	-5.52	2.90	3	V	117	2.55	-
5180MHz	Pass	PK	5.1788G	109.36	Inf	-Inf	2.93	3	V	117	2.55	-
5180MHz	Pass	AV	10.36G	46.56	54.00	-7.44	12.78	3	H	337	3.64	-
5180MHz	Pass	PK	10.36G	58.42	74.00	-15.58	12.78	3	H	337	3.64	-
5180MHz	Pass	AV	10.36G	45.33	54.00	-8.67	12.78	3	V	171	1.50	-
5180MHz	Pass	PK	10.36G	59.49	74.00	-14.51	12.78	3	V	171	1.50	-
5200MHz	Pass	AV	5.1204G	49.42	54.00	-4.58	2.87	3	H	181	2.42	-
5200MHz	Pass	AV	5.2008G	95.99	Inf	-Inf	2.95	3	H	181	2.42	-
5200MHz	Pass	PK	5.116G	59.03	74.00	-14.97	2.87	3	H	181	2.42	-
5200MHz	Pass	PK	5.2008G	103.69	Inf	-Inf	2.95	3	H	181	2.42	-
5200MHz	Pass	AV	5.1192G	53.53	54.00	-0.47	2.87	3	V	120	2.57	-
5200MHz	Pass	AV	5.1988G	102.70	Inf	-Inf	2.95	3	V	120	2.57	-
5200MHz	Pass	PK	5.1192G	62.96	74.00	-11.04	2.87	3	V	120	2.57	-

Mode	Result	Type	Freq (Hz)	Level (dBuV/m)	Limit (dBuV/m)	Margin (dB)	Factor (dB)	Dist (m)	Pol. (H/V)	Azimuth (°)	Height (m)	Comments
5200MHz	Pass	PK	5.1992G	110.34	Inf	-Inf	2.95	3	V	120	2.57	-
5200MHz	Pass	AV	10.4G	46.64	54.00	-7.36	12.89	3	H	183	1.00	-
5200MHz	Pass	PK	10.4G	59.75	74.00	-14.25	12.89	3	H	183	1.00	-
5200MHz	Pass	AV	10.4G	48.06	54.00	-5.94	12.89	3	V	163	2.07	-
5200MHz	Pass	PK	10.4G	61.38	74.00	-12.62	12.89	3	V	163	2.07	-
5240MHz	Pass	AV	5.149995G	46.60	54.00	-7.40	2.90	3	H	182	2.66	-
5240MHz	Pass	AV	5.2406G	98.14	Inf	-Inf	2.99	3	H	182	2.66	-
5240MHz	Pass	AV	5.3558G	45.70	54.00	-8.30	3.12	3	H	182	2.66	-
5240MHz	Pass	PK	5.1452G	57.81	74.00	-16.19	2.90	3	H	182	2.66	-
5240MHz	Pass	PK	5.2358G	107.33	Inf	-Inf	2.99	3	H	182	2.66	-
5240MHz	Pass	PK	5.3756G	56.33	74.00	-17.67	3.14	3	H	182	2.66	-
5240MHz	Pass	AV	5.1482G	46.68	54.00	-7.32	2.90	3	V	143	1.04	-
5240MHz	Pass	AV	5.2382G	101.58	Inf	-Inf	2.99	3	V	143	1.04	-
5240MHz	Pass	AV	5.3534G	46.16	54.00	-7.84	3.11	3	V	143	1.04	-
5240MHz	Pass	PK	5.1482G	57.62	74.00	-16.38	2.90	3	V	143	1.04	-
5240MHz	Pass	PK	5.2388G	110.85	Inf	-Inf	2.99	3	V	143	1.04	-
5240MHz	Pass	PK	5.3558G	56.67	74.00	-17.33	3.12	3	V	143	1.04	-
5240MHz	Pass	AV	10.48G	51.65	54.00	-2.35	13.10	3	H	182	1.00	-
5240MHz	Pass	PK	10.48G	62.85	74.00	-11.15	13.10	3	H	182	1.00	-
5240MHz	Pass	AV	10.48G	52.61	54.00	-1.39	13.10	3	V	162	2.11	-
5240MHz	Pass	PK	10.48G	64.14	74.00	-9.86	13.10	3	V	162	2.11	-
5745MHz	Pass	AV	5.7438G	94.72	Inf	-Inf	3.47	3	H	18	2.41	-
5745MHz	Pass	PK	5.577G	57.90	68.20	-10.30	3.33	3	H	18	2.41	-
5745MHz	Pass	PK	5.7438G	103.62	Inf	-Inf	3.47	3	H	18	2.41	-
5745MHz	Pass	PK	5.9478G	58.07	68.20	-10.13	3.64	3	H	18	2.41	-
5745MHz	Pass	AV	5.7462G	102.76	Inf	-Inf	3.47	3	V	158	3.36	-
5745MHz	Pass	PK	5.631G	59.38	68.20	-8.82	3.38	3	V	158	3.36	-
5745MHz	Pass	PK	5.7462G	111.75	Inf	-Inf	3.47	3	V	158	3.36	-
5745MHz	Pass	PK	5.9454G	57.21	68.20	-10.99	3.64	3	V	158	3.36	-
5745MHz	Pass	AV	11.49G	47.12	54.00	-6.88	13.63	3	H	341	3.06	-
5745MHz	Pass	PK	11.49G	58.05	74.00	-15.95	13.63	3	H	341	3.06	-
5745MHz	Pass	AV	11.49G	48.21	54.00	-5.79	13.63	3	V	25	2.03	-
5745MHz	Pass	PK	11.49G	60.07	74.00	-13.93	13.63	3	V	25	2.03	-
5785MHz	Pass	AV	5.7838G	93.86	Inf	-Inf	3.50	3	H	41	2.24	-
5785MHz	Pass	PK	5.587G	57.67	68.20	-10.53	3.34	3	H	41	2.24	-
5785MHz	Pass	PK	5.7838G	103.00	Inf	-Inf	3.50	3	H	41	2.24	-
5785MHz	Pass	PK	5.9374G	57.58	68.20	-10.62	3.63	3	H	41	2.24	-
5785MHz	Pass	AV	5.7862G	101.66	Inf	-Inf	3.50	3	V	156	3.32	-
5785MHz	Pass	PK	5.647G	58.46	68.20	-9.74	3.39	3	V	156	3.32	-
5785MHz	Pass	PK	5.7862G	111.26	Inf	-Inf	3.50	3	V	156	3.32	-
5785MHz	Pass	PK	5.953G	57.81	68.20	-10.39	3.64	3	V	156	3.32	-
5785MHz	Pass	AV	11.57G	46.26	54.00	-7.74	13.49	3	H	342	3.33	-
5785MHz	Pass	PK	11.57G	57.98	74.00	-16.02	13.49	3	H	342	3.33	-
5785MHz	Pass	AV	11.57G	47.61	54.00	-6.39	13.49	3	V	178	1.20	-
5785MHz	Pass	PK	11.57G	58.60	74.00	-15.40	13.49	3	V	178	1.20	-
5825MHz	Pass	AV	5.8238G	93.49	Inf	-Inf	3.53	3	H	41	2.34	-
5825MHz	Pass	PK	5.6402G	57.70	68.20	-10.50	3.39	3	H	41	2.34	-
5825MHz	Pass	PK	5.8238G	102.24	Inf	-Inf	3.53	3	H	41	2.34	-
5825MHz	Pass	PK	5.9522G	56.88	68.20	-11.32	3.64	3	H	41	2.34	-

Mode	Result	Type	Freq (Hz)	Level (dBuV/m)	Limit (dBuV/m)	Margin (dB)	Factor (dB)	Dist (m)	Pol. (H/V)	Azimuth (°)	Height (m)	Comments
5825MHz	Pass	AV	5.8262G	101.05	Inf	-Inf	3.53	3	V	157	3.28	-
5825MHz	Pass	PK	5.5862G	58.72	68.20	-9.48	3.34	3	V	157	3.28	-
5825MHz	Pass	PK	5.8262G	110.09	Inf	-Inf	3.53	3	V	157	3.28	-
5825MHz	Pass	PK	5.9282G	58.51	68.20	-9.69	3.62	3	V	157	3.28	-
5825MHz	Pass	AV	11.65G	45.57	54.00	-8.43	13.35	3	H	161	1.22	-
5825MHz	Pass	PK	11.65G	57.03	74.00	-16.97	13.35	3	H	161	1.22	-
5825MHz	Pass	AV	11.65G	49.34	54.00	-4.66	13.35	3	V	24	3.21	-
5825MHz	Pass	PK	11.65G	60.75	74.00	-13.25	13.35	3	V	24	3.21	-
802.11ac VHT40_Nss1,(MCS0)_3TX	-	-	-	-	-	-	-	-	-	-	-	-
5190MHz	Pass	AV	5.149995G	50.06	54.00	-3.94	2.90	3	H	182	2.68	-
5190MHz	Pass	AV	5.1856G	88.85	Inf	-Inf	2.94	3	H	182	2.68	-
5190MHz	Pass	PK	5.149995G	63.08	74.00	-10.92	2.90	3	H	182	2.68	-
5190MHz	Pass	PK	5.1956G	96.45	Inf	-Inf	2.95	3	H	182	2.68	-
5190MHz	Pass	AV	5.1492G	53.67	54.00	-0.33	2.90	3	V	120	2.59	-
5190MHz	Pass	AV	5.184G	94.49	Inf	-Inf	2.93	3	V	120	2.59	-
5190MHz	Pass	PK	5.1484G	67.91	74.00	-6.09	2.90	3	V	120	2.59	-
5190MHz	Pass	PK	5.184G	102.14	Inf	-Inf	2.93	3	V	120	2.59	-
5190MHz	Pass	AV	10.38G	42.96	54.00	-11.04	12.84	3	H	360	1.50	-
5190MHz	Pass	PK	10.38G	54.86	74.00	-19.14	12.84	3	H	360	1.50	-
5190MHz	Pass	AV	10.38G	42.95	54.00	-11.05	12.84	3	V	0	1.50	-
5190MHz	Pass	PK	10.38G	54.99	74.00	-19.01	12.84	3	V	0	1.50	-
5230MHz	Pass	AV	5.1456G	50.37	54.00	-3.63	2.90	3	H	184	2.80	-
5230MHz	Pass	AV	5.2256G	94.42	Inf	-Inf	2.98	3	H	184	2.80	-
5230MHz	Pass	PK	5.149995G	65.89	74.00	-8.11	2.90	3	H	184	2.80	-
5230MHz	Pass	PK	5.2256G	102.56	Inf	-Inf	2.98	3	H	184	2.80	-
5230MHz	Pass	AV	5.1484G	52.29	54.00	-1.71	2.90	3	V	146	1.03	-
5230MHz	Pass	AV	5.2336G	98.37	Inf	-Inf	2.99	3	V	146	1.03	-
5230MHz	Pass	PK	5.1484G	66.26	74.00	-7.74	2.90	3	V	146	1.03	-
5230MHz	Pass	PK	5.2436G	106.30	Inf	-Inf	3.00	3	V	146	1.03	-
5230MHz	Pass	AV	10.46G	47.84	54.00	-6.16	13.05	3	H	177	1.00	-
5230MHz	Pass	PK	10.46G	59.51	74.00	-14.49	13.05	3	H	177	1.00	-
5230MHz	Pass	AV	10.46G	48.92	54.00	-5.08	13.05	3	V	159	2.30	-
5230MHz	Pass	PK	10.46G	61.64	74.00	-12.36	13.05	3	V	159	2.30	-
5755MHz	Pass	PK	5.7598G	100.90	Inf	-Inf	3.48	3	H	45	2.36	-
5755MHz	Pass	AV	5.7598G	91.62	Inf	-Inf	3.48	3	V	45	2.36	-
5755MHz	Pass	PK	5.6506G	68.26	68.64	-0.39	3.40	3	V	159	3.38	-
5755MHz	Pass	PK	5.7514G	109.36	Inf	-Inf	3.48	3	V	159	3.38	-
5755MHz	Pass	PK	5.9278G	57.79	68.20	-10.41	3.62	3	V	159	3.38	-
5755MHz	Pass	AV	11.51G	45.67	54.00	-8.33	13.59	3	H	174	2.28	-
5755MHz	Pass	PK	11.51G	57.83	74.00	-16.17	13.59	3	H	174	2.28	-
5755MHz	Pass	AV	11.51G	46.32	54.00	-7.68	13.59	3	V	177	1.29	-
5755MHz	Pass	PK	11.51G	58.72	74.00	-15.28	13.59	3	V	177	1.29	-
5795MHz	Pass	AV	5.789G	90.77	Inf	-Inf	3.50	3	H	41	2.23	-
5795MHz	Pass	PK	5.6486G	57.41	68.20	-10.79	3.39	3	H	41	2.23	-
5795MHz	Pass	PK	5.789G	99.87	Inf	-Inf	3.50	3	H	41	2.23	-
5795MHz	Pass	PK	5.9258G	56.82	68.20	-11.38	3.62	3	H	41	2.23	-
5795MHz	Pass	AV	5.7986G	99.26	Inf	-Inf	3.51	3	V	165	3.69	-
5795MHz	Pass	PK	5.5886G	58.39	68.20	-9.81	3.34	3	V	165	3.69	-
5795MHz	Pass	PK	5.7986G	108.10	Inf	-Inf	3.51	3	V	165	3.69	-

Mode	Result	Type	Freq (Hz)	Level (dBuV/m)	Limit (dBuV/m)	Margin (dB)	Factor (dB)	Dist (m)	Pol. (H/V)	Azimuth (°)	Height (m)	Comments
5795MHz	Pass	PK	5.9222G	60.90	70.27	-9.37	3.62	3	V	165	3.69	-
5795MHz	Pass	AV	11.59G	45.06	54.00	-8.94	13.46	3	H	154	3.62	-
5795MHz	Pass	PK	11.59G	56.23	74.00	-17.77	13.46	3	H	154	3.62	-
5795MHz	Pass	AV	11.59G	47.25	54.00	-6.75	13.46	3	V	25	3.49	-
5795MHz	Pass	PK	11.59G	58.08	74.00	-15.92	13.46	3	V	25	3.49	-
802.11ac VHT80_Nss1,(MCS0)_3TX	-	-	-	-	-	-	-	-	-	-	-	-
5210MHz	Pass	AV	5.149995G	52.90	54.00	-1.10	2.90	3	H	184	2.80	-
5210MHz	Pass	AV	5.22G	85.79	Inf	-Inf	2.97	3	H	184	2.80	-
5210MHz	Pass	AV	5.453G	45.48	54.00	-8.52	3.22	3	H	184	2.80	-
5210MHz	Pass	PK	5.149995G	66.63	74.00	-7.37	2.90	3	H	184	2.80	-
5210MHz	Pass	PK	5.22G	94.06	Inf	-Inf	2.97	3	H	184	2.80	-
5210MHz	Pass	PK	5.367G	56.86	74.00	-17.14	3.13	3	H	184	2.80	-
5210MHz	Pass	AV	5.149G	53.81	54.00	-0.19	2.90	3	V	146	1.26	-
5210MHz	Pass	AV	5.224G	88.40	Inf	-Inf	2.98	3	V	146	1.26	-
5210MHz	Pass	AV	5.46G	45.44	54.00	-8.56	3.23	3	V	146	1.26	-
5210MHz	Pass	PK	5.148G	66.55	74.00	-7.45	2.90	3	V	146	1.26	-
5210MHz	Pass	PK	5.228G	97.03	Inf	-Inf	2.98	3	V	146	1.26	-
5210MHz	Pass	PK	5.367G	57.23	74.00	-16.77	3.13	3	V	146	1.26	-
5210MHz	Pass	AV	10.42G	42.89	54.00	-11.11	12.94	3	H	0	1.50	-
5210MHz	Pass	PK	10.42G	54.49	74.00	-19.51	12.94	3	H	0	1.50	-
5210MHz	Pass	AV	10.42G	42.91	54.00	-11.09	12.94	3	V	360	1.50	-
5210MHz	Pass	PK	10.42G	54.06	74.00	-19.94	12.94	3	V	360	1.50	-
5775MHz	Pass	AV	5.7846G	86.61	Inf	-Inf	3.50	3	H	45	2.24	-
5775MHz	Pass	PK	5.6358G	60.49	68.20	-7.71	3.38	3	H	45	2.24	-
5775MHz	Pass	PK	5.769G	96.01	Inf	-Inf	3.49	3	H	45	2.24	-
5775MHz	Pass	PK	5.9286G	58.42	68.20	-9.78	3.62	3	H	45	2.24	-
5775MHz	Pass	AV	5.7606G	94.66	Inf	-Inf	3.48	3	V	160	3.04	-
5775MHz	Pass	PK	5.6454G	68.05	68.20	-0.15	3.39	3	V	160	3.04	-
5775MHz	Pass	PK	5.7654G	103.21	Inf	-Inf	3.49	3	V	160	3.04	-
5775MHz	Pass	PK	5.9262G	65.65	68.20	-2.55	3.62	3	V	160	3.04	-
5775MHz	Pass	AV	11.55G	43.22	54.00	-10.78	13.52	3	H	360	1.50	-
5775MHz	Pass	PK	11.55G	54.84	74.00	-19.16	13.52	3	H	360	1.50	-
5775MHz	Pass	AV	11.55G	43.49	54.00	-10.51	13.52	3	V	0	1.50	-
5775MHz	Pass	PK	11.55G	54.38	74.00	-19.62	13.52	3	V	0	1.50	-

802.11a_(6Mbps)_3TX

5180MHz_TX

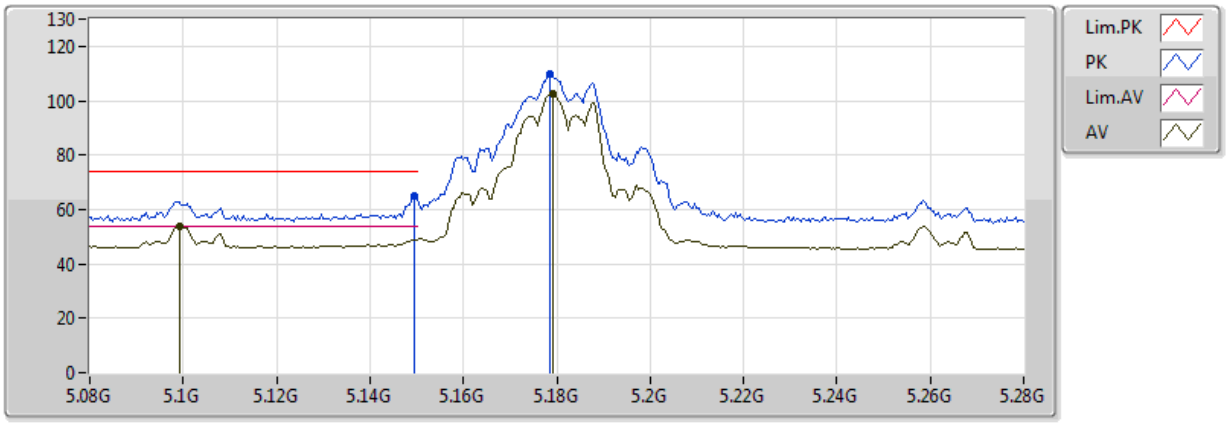

EUT = Z axis

Type	Freq(Hz)	Level(dBuV/m)	Limit(dBuV/m)	Margin(dB)	Factor(dB)	Dist(m)	Pol.(H/V)	Azimuth(°)	Height(m)	Comments
AV	5.0992G	53.90	54.00	-0.10	2.85	3	V	262	2.53	-
AV	5.1792G	102.35	Inf	-Inf	2.93	3	V	262	2.53	-
PK	5.1496G	64.93	74.00	-9.07	2.90	3	V	262	2.53	-
PK	5.1784G	109.70	Inf	-Inf	2.93	3	V	262	2.53	-

802.11a_(6Mbps)_3TX

5180MHz_TX

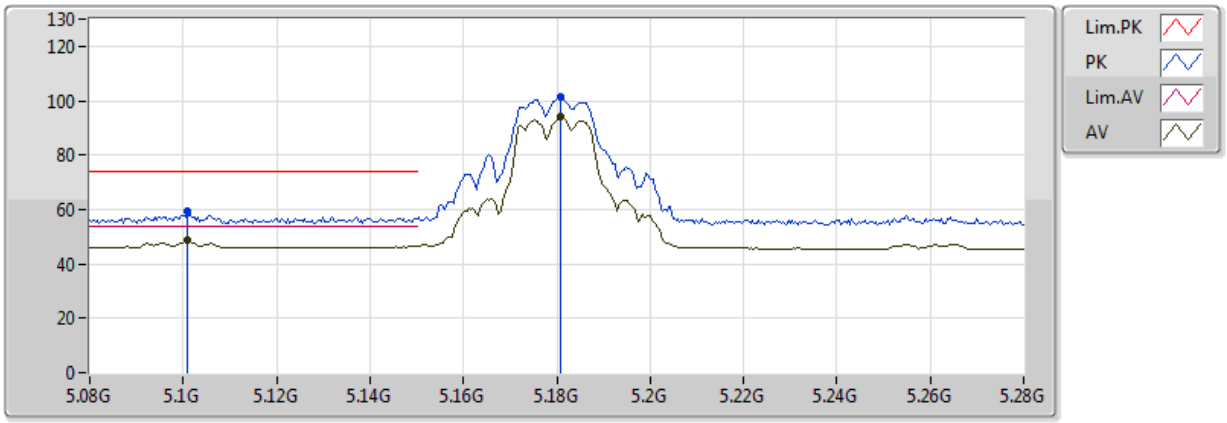

EUT = Z axis

Type	Freq(Hz)	Level(dBuV/m)	Limit(dBuV/m)	Margin(dB)	Factor(dB)	Dist(m)	Pol.(H/V)	Azimuth(°)	Height(m)	Comments
AV	5.1008G	48.50	54.00	-5.50	2.85	3	H	182	2.86	-
AV	5.1808G	94.20	Inf	-Inf	2.93	3	H	182	2.86	-
PK	5.1008G	59.31	74.00	-14.69	2.85	3	H	182	2.86	-
PK	5.1808G	101.47	Inf	-Inf	2.93	3	H	182	2.86	-

802.11a_(6Mbps)_3TX

5180MHz_TX

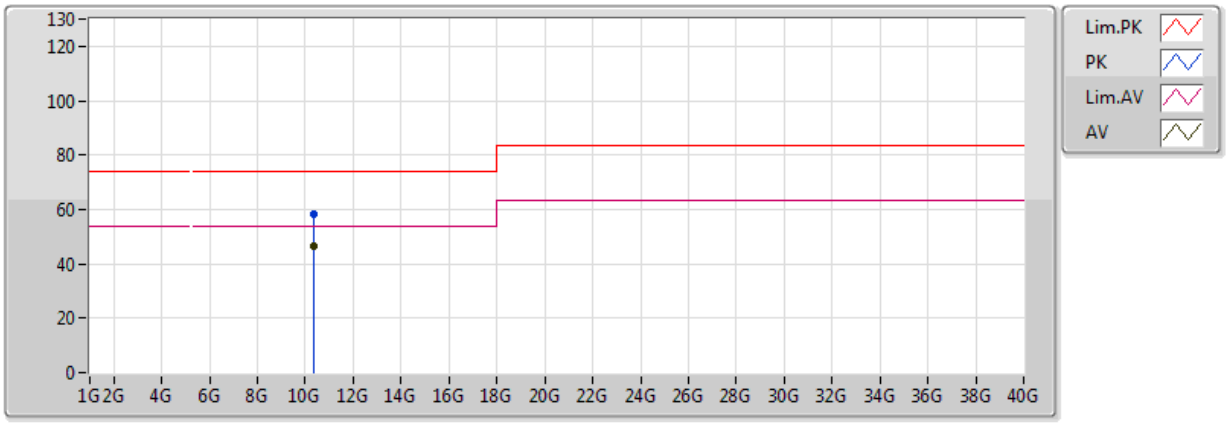

EUT = Z axis

Type	Freq(Hz)	Level(dBuV/m)	Limit(dBuV/m)	Margin(dB)	Factor(dB)	Dist(m)	Pol.(H/V)	Azimuth(°)	Height(m)	Comments
AV	10.36G	46.71	54.00	-7.29	12.78	3	V	302	1.00	-
PK	10.36G	58.41	74.00	-15.59	12.78	3	V	302	1.00	-

802.11a_(6Mbps)_3TX

5180MHz_TX

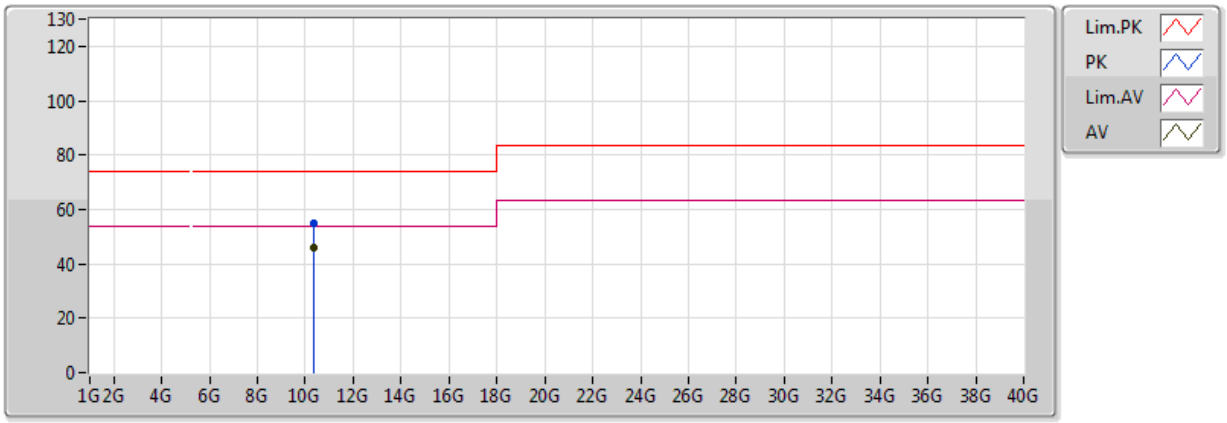

EUT = Z axis

Type	Freq(Hz)	Level(dBuV/m)	Limit(dBuV/m)	Margin(dB)	Factor(dB)	Dist(m)	Pol.(H/V)	Azimuth(°)	Height(m)	Comments
AV	10.36G	45.86	54.00	-8.14	12.78	3	H	262	2.05	-
PK	10.36G	55.01	74.00	-18.99	12.78	3	H	262	2.05	-

802.11a_(6Mbps)_3TX

5200MHz_TX

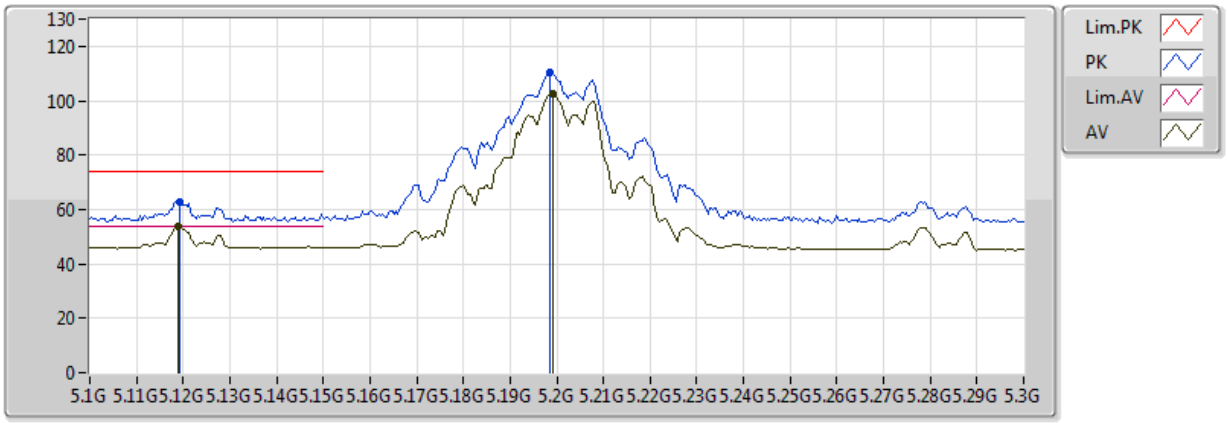

EUT = Z axis

Type	Freq(Hz)	Level(dBuV/m)	Limit(dBuV/m)	Margin(dB)	Factor(dB)	Dist(m)	Pol.(H/V)	Azimuth(°)	Height(m)	Comments
AV	5.1188G	53.74	54.00	-0.26	2.87	3	V	267	2.35	-
AV	5.1992G	102.59	Inf	-Inf	2.95	3	V	267	2.35	-
PK	5.1192G	62.99	74.00	-11.01	2.87	3	V	267	2.35	-
PK	5.1984G	110.35	Inf	-Inf	2.95	3	V	267	2.35	-

802.11a_(6Mbps)_3TX

5200MHz_TX

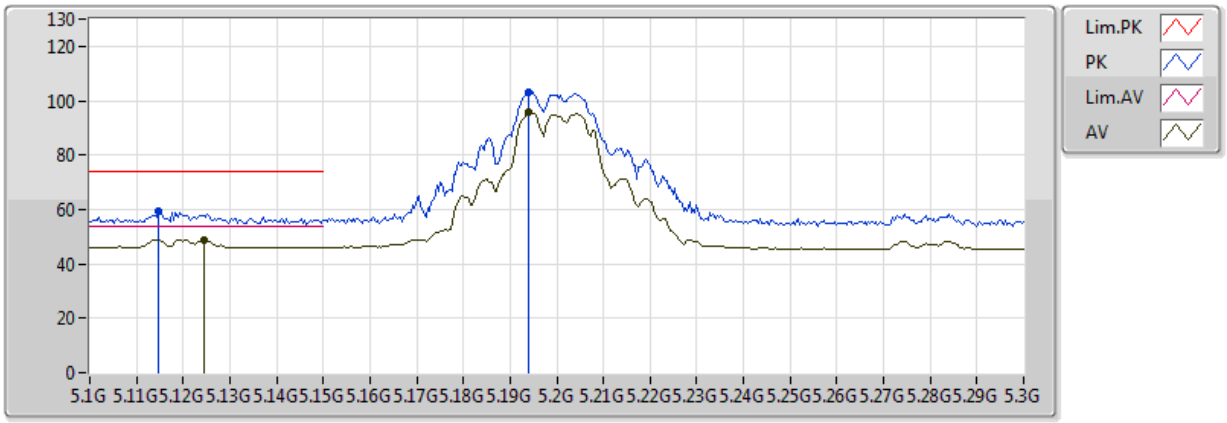

EUT = Z axis

Type	Freq(Hz)	Level(dBuV/m)	Limit(dBuV/m)	Margin(dB)	Factor(dB)	Dist(m)	Pol.(H/V)	Azimuth(°)	Height(m)	Comments
AV	5.1244G	48.75	54.00	-5.25	2.87	3	H	189	2.55	-
AV	5.194G	95.74	Inf	-Inf	2.94	3	H	189	2.55	-
PK	5.1148G	59.16	74.00	-14.84	2.86	3	H	189	2.55	-
PK	5.194G	103.05	Inf	-Inf	2.94	3	H	189	2.55	-

802.11a_(6Mbps)_3TX

5200MHz_TX

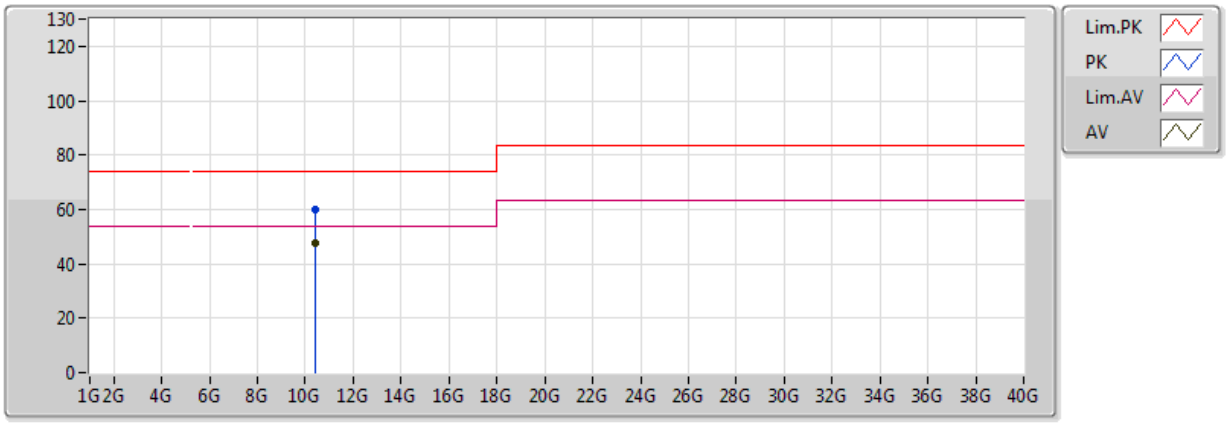

EUT = Z axis

Type	Freq(Hz)	Level(dBuV/m)	Limit(dBuV/m)	Margin(dB)	Factor(dB)	Dist(m)	Pol.(H/V)	Azimuth(°)	Height(m)	Comments
AV	10.4G	47.71	54.00	-6.29	12.89	3	V	162	2.19	-
PK	10.4G	60.07	74.00	-13.93	12.89	3	V	162	2.19	-

802.11a_(6Mbps)_3TX

5200MHz_TX

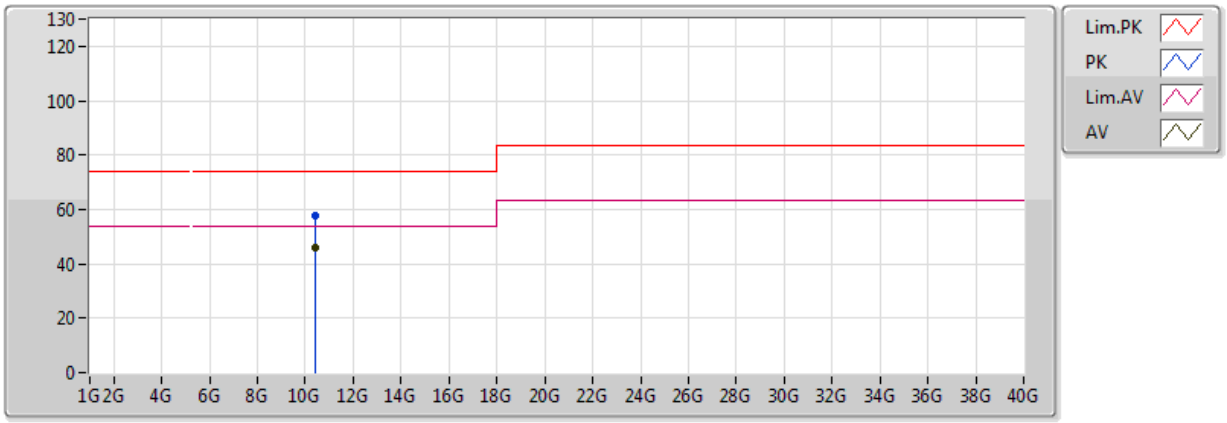

EUT = Z axis

Type	Freq(Hz)	Level(dBuV/m)	Limit(dBuV/m)	Margin(dB)	Factor(dB)	Dist(m)	Pol.(H/V)	Azimuth(°)	Height(m)	Comments
AV	10.4G	46.06	54.00	-7.94	12.89	3	H	180	1.18	-
PK	10.4G	57.51	74.00	-16.49	12.89	3	H	180	1.18	-

802.11a_(6Mbps)_3TX

5240MHz_TX

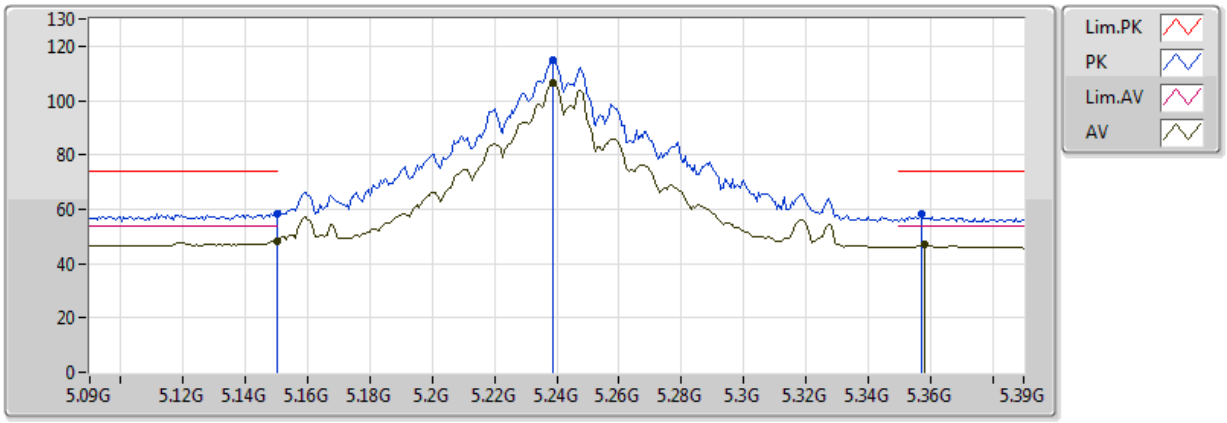

EUT = Z axis

Type	Freq(Hz)	Level(dBuV/m)	Limit(dBuV/m)	Margin(dB)	Factor(dB)	Dist(m)	Pol.(H/V)	Azimuth(°)	Height(m)	Comments
AV	5.149995G	48.14	54.00	-5.86	2.90	3	V	262	2.63	-
AV	5.2388G	106.20	Inf	-Inf	2.99	3	V	262	2.63	-
AV	5.3582G	46.91	54.00	-7.09	3.12	3	V	262	2.63	-
PK	5.149995G	58.26	74.00	-15.74	2.90	3	V	262	2.63	-
PK	5.2388G	114.75	Inf	-Inf	2.99	3	V	262	2.63	-
PK	5.357G	58.42	74.00	-15.58	3.12	3	V	262	2.63	-

802.11a_(6Mbps)_3TX

5240MHz_TX

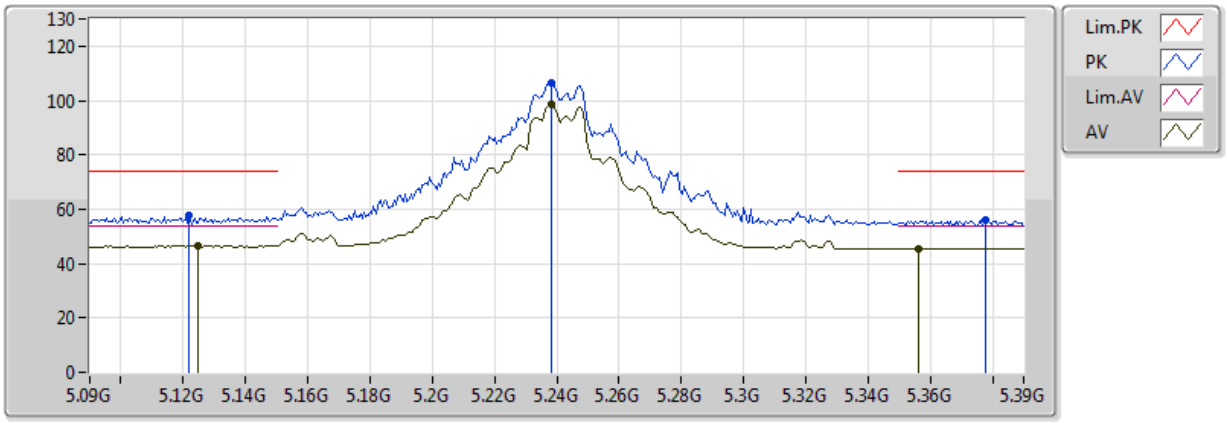

EUT = Z axis

Type	Freq(Hz)	Level(dBuV/m)	Limit(dBuV/m)	Margin(dB)	Factor(dB)	Dist(m)	Pol.(H/V)	Azimuth(°)	Height(m)	Comments
AV	5.1248G	46.48	54.00	-7.52	2.87	3	H	5	2.41	-
AV	5.2382G	98.38	Inf	-Inf	2.99	3	H	5	2.41	-
AV	5.3564G	45.56	54.00	-8.44	3.12	3	H	5	2.41	-
PK	5.1218G	57.80	74.00	-16.20	2.87	3	H	5	2.41	-
PK	5.2382G	106.50	Inf	-Inf	2.99	3	H	5	2.41	-
PK	5.378G	56.23	74.00	-17.77	3.14	3	H	5	2.41	-

802.11a_(6Mbps)_3TX

5240MHz_TX

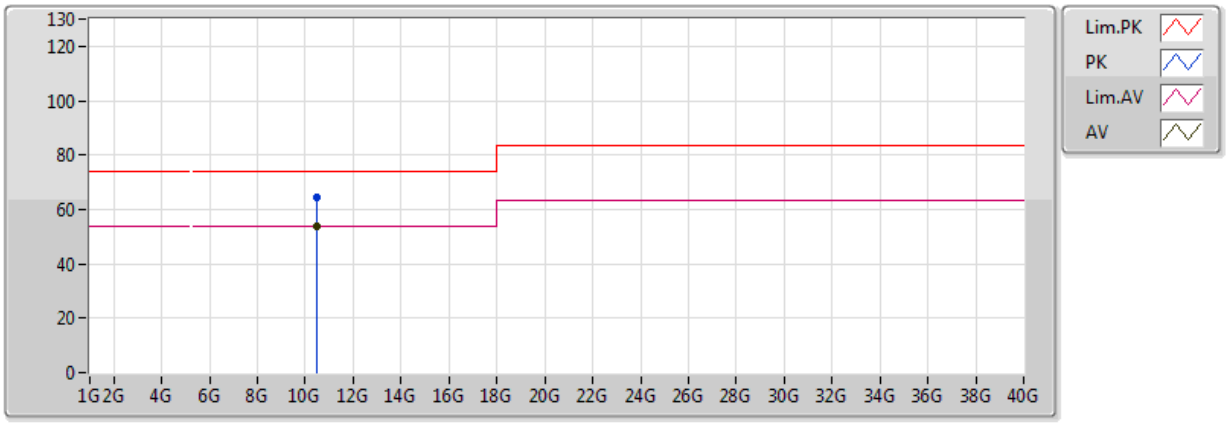

EUT = Z axis

Type	Freq(Hz)	Level(dBuV/m)	Limit(dBuV/m)	Margin(dB)	Factor(dB)	Dist(m)	Pol.(H/V)	Azimuth(°)	Height(m)	Comments
AV	10.48G	53.84	54.00	-0.16	13.10	3	V	161	2.24	-
PK	10.48G	64.38	74.00	-9.62	13.10	3	V	161	2.24	-

802.11a_(6Mbps)_3TX

5240MHz_TX

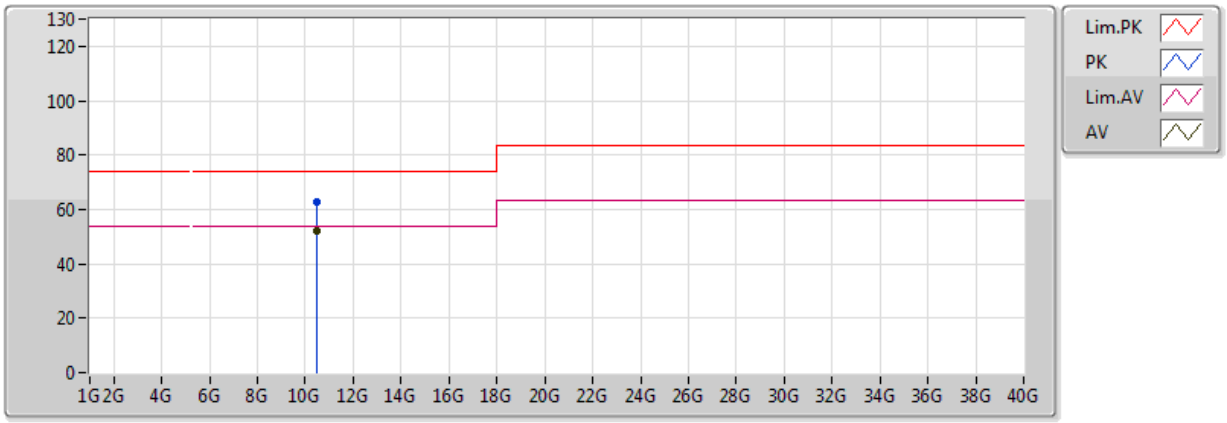

EUT = Z axis

Type	Freq(Hz)	Level(dBuV/m)	Limit(dBuV/m)	Margin(dB)	Factor(dB)	Dist(m)	Pol.(H/V)	Azimuth(°)	Height(m)	Comments
AV	10.48G	52.05	54.00	-1.95	13.10	3	H	177	2.16	-
PK	10.48G	62.98	74.00	-11.02	13.10	3	H	177	2.16	-

802.11a_(6Mbps)_3TX

5745MHz_TX

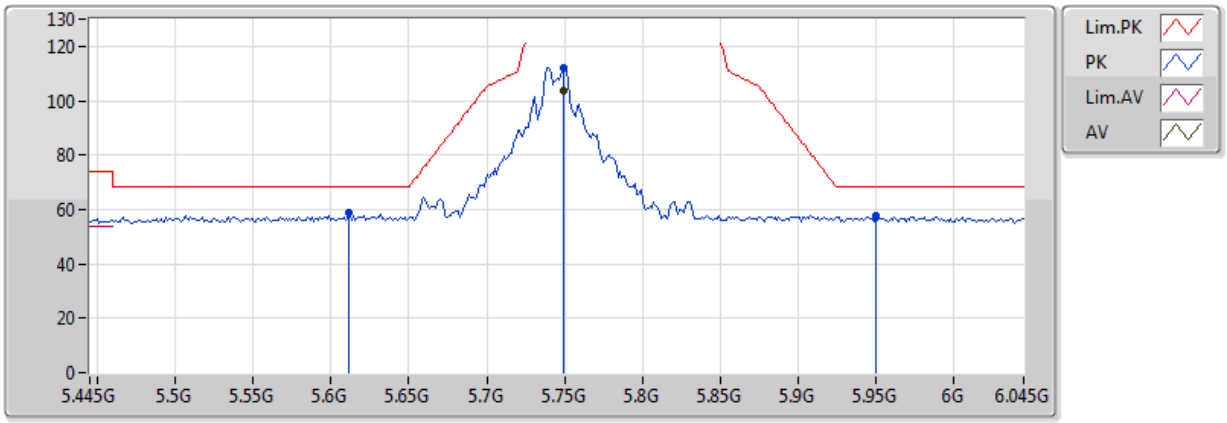

EUT = Z axis

Type	Freq(Hz)	Level(dBuV/m)	Limit(dBuV/m)	Margin(dB)	Factor(dB)	Dist(m)	Pol.(H/V)	Azimuth(°)	Height(m)	Comments
AV	5.7498G	103.54	Inf	-Inf	3.47	3	V	160	3.23	-
PK	5.6118G	58.70	68.20	-9.50	3.36	3	V	160	3.23	-
PK	5.7498G	112.27	Inf	-Inf	3.47	3	V	160	3.23	-
PK	5.9502G	57.56	68.20	-10.64	3.64	3	V	160	3.23	-

802.11a_(6Mbps)_3TX

5745MHz_TX

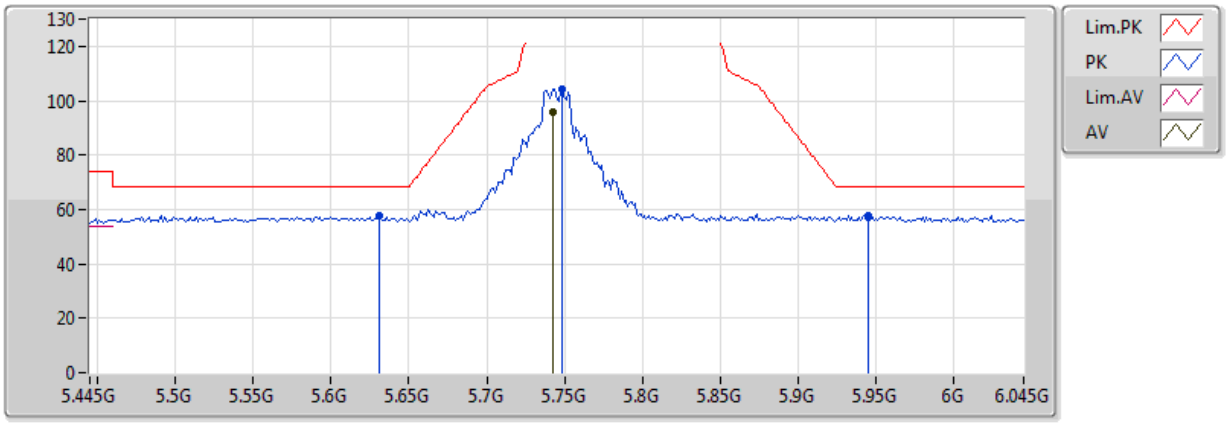

EUT = Z axis

Type	Freq(Hz)	Level(dBuV/m)	Limit(dBuV/m)	Margin(dB)	Factor(dB)	Dist(m)	Pol.(H/V)	Azimuth(°)	Height(m)	Comments
AV	5.7426G	95.87	Inf	-Inf	3.47	3	H	179	3.55	-
PK	5.631G	57.62	68.20	-10.58	3.38	3	H	179	3.55	-
PK	5.7486G	104.35	Inf	-Inf	3.47	3	H	179	3.55	-
PK	5.9454G	57.61	68.20	-10.59	3.64	3	H	179	3.55	-

802.11a_(6Mbps)_3TX

5745MHz_TX

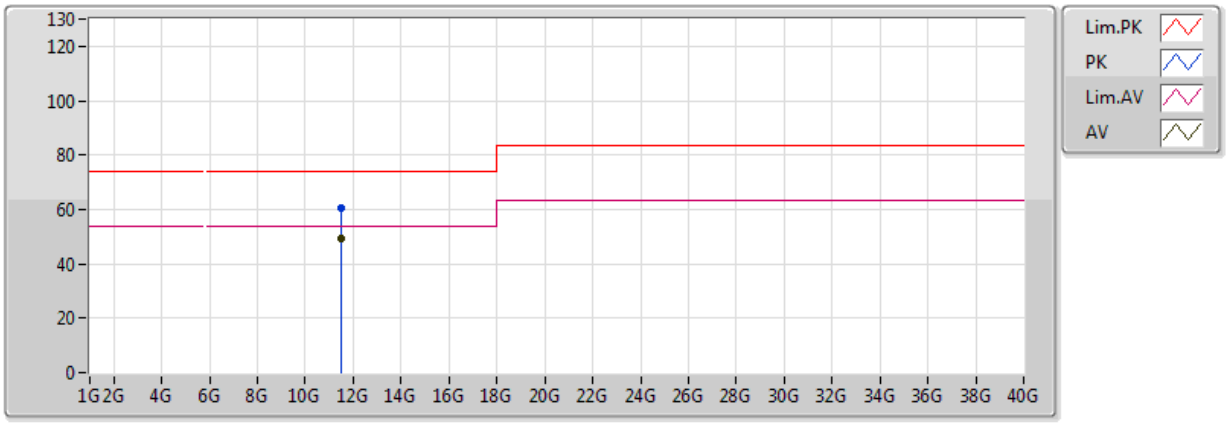

EUT = Z axis

Type	Freq(Hz)	Level(dBuV/m)	Limit(dBuV/m)	Margin(dB)	Factor(dB)	Dist(m)	Pol.(H/V)	Azimuth(°)	Height(m)	Comments
AV	11.49G	49.39	54.00	-4.61	13.63	3	V	177	1.31	-
PK	11.49G	60.39	74.00	-13.61	13.63	3	V	177	1.31	-

802.11a_(6Mbps)_3TX

5745MHz_TX

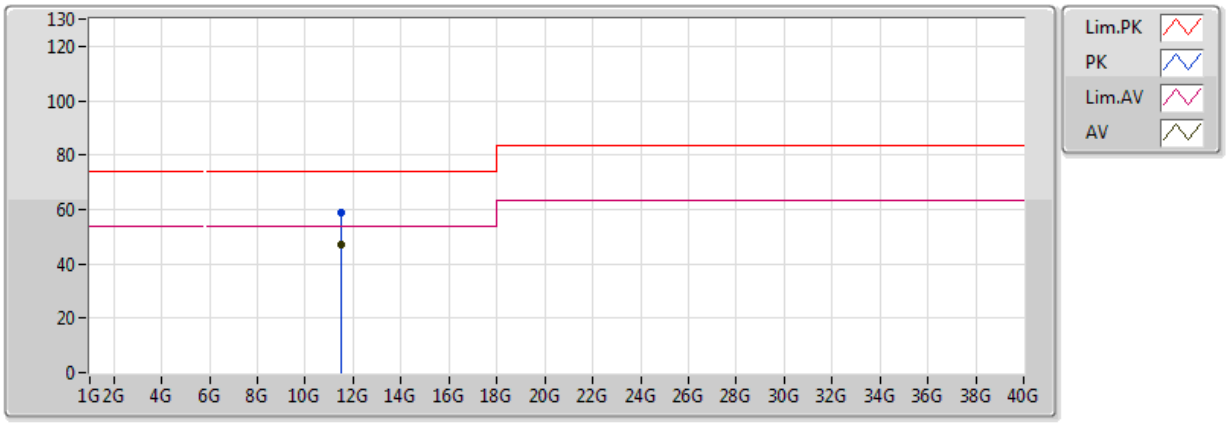

EUT = Z axis

Type	Freq(Hz)	Level(dBuV/m)	Limit(dBuV/m)	Margin(dB)	Factor(dB)	Dist(m)	Pol.(H/V)	Azimuth(°)	Height(m)	Comments
AV	11.49G	47.05	54.00	-6.95	13.63	3	H	318	1.01	-
PK	11.49G	58.75	74.00	-15.25	13.63	3	H	318	1.01	-

802.11a_(6Mbps)_3TX

5785MHz_TX

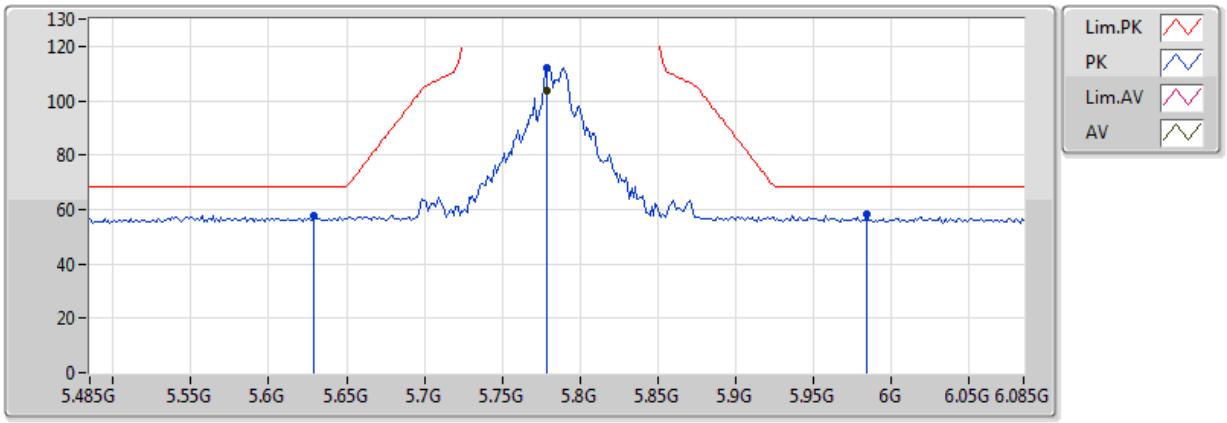

EUT = Z axis

Type	Freq(Hz)	Level(dBuV/m)	Limit(dBuV/m)	Margin(dB)	Factor(dB)	Dist(m)	Pol.(H/V)	Azimuth(°)	Height(m)	Comments
AV	5.779G	103.57	Inf	-Inf	3.50	3	V	160	3.51	-
PK	5.629G	57.73	68.20	-10.47	3.38	3	V	160	3.51	-
PK	5.779G	112.12	Inf	-Inf	3.50	3	V	160	3.51	-
PK	5.9842G	58.03	68.20	-10.17	3.67	3	V	160	3.51	-

802.11a_(6Mbps)_3TX

5785MHz_TX

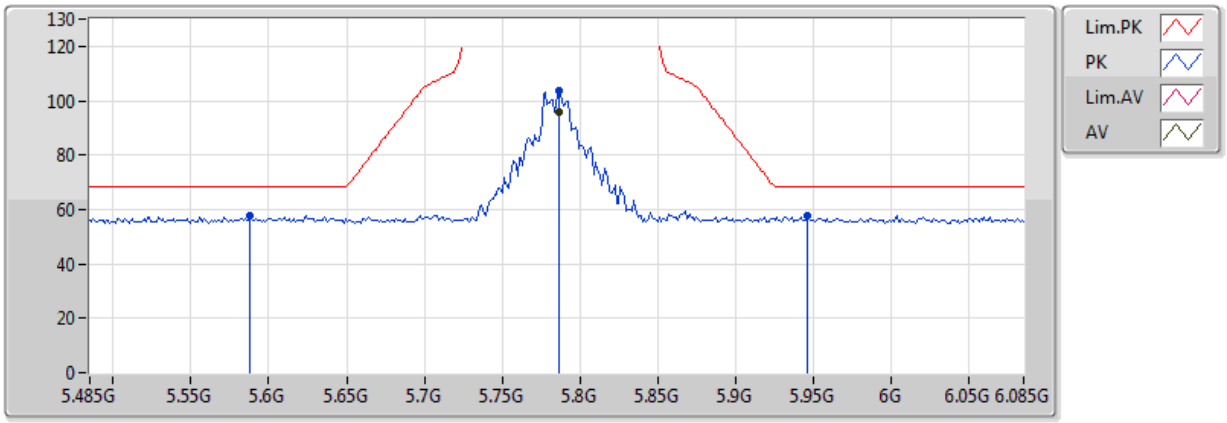

EUT = Z axis

Type	Freq(Hz)	Level(dBuV/m)	Limit(dBuV/m)	Margin(dB)	Factor(dB)	Dist(m)	Pol.(H/V)	Azimuth(°)	Height(m)	Comments
AV	5.7862G	95.54	Inf	-Inf	3.50	3	H	190	3.50	-
PK	5.5882G	57.83	68.20	-10.37	3.34	3	H	190	3.50	-
PK	5.7862G	103.57	Inf	-Inf	3.50	3	H	190	3.50	-
PK	5.9458G	57.91	68.20	-10.29	3.64	3	H	190	3.50	-

802.11a_(6Mbps)_3TX

5785MHz_TX

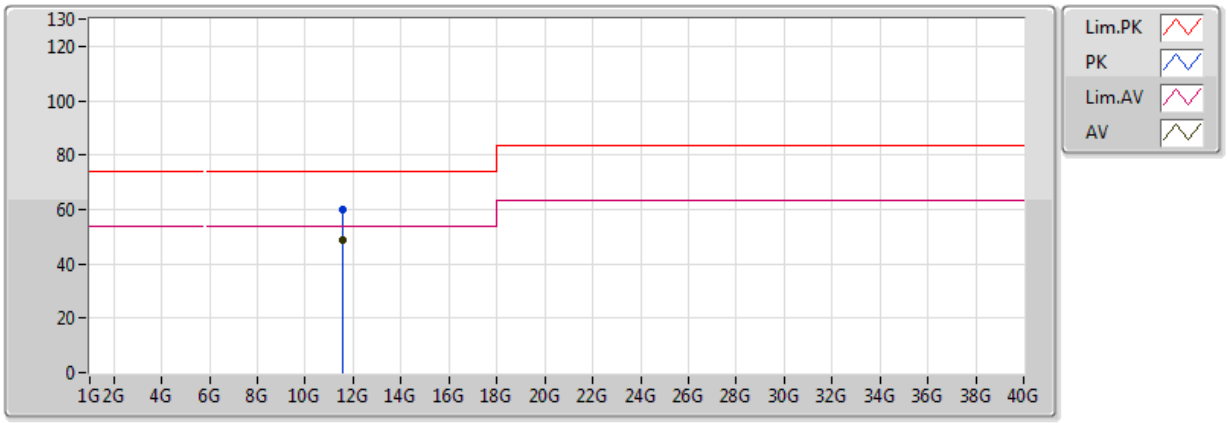

EUT = Z axis

Type	Freq(Hz)	Level(dBuV/m)	Limit(dBuV/m)	Margin(dB)	Factor(dB)	Dist(m)	Pol.(H/V)	Azimuth(°)	Height(m)	Comments
AV	11.57G	48.71	54.00	-5.29	13.49	3	V	177	1.35	-
PK	11.57G	59.73	74.00	-14.27	13.49	3	V	177	1.35	-

802.11a_(6Mbps)_3TX

5785MHz_TX

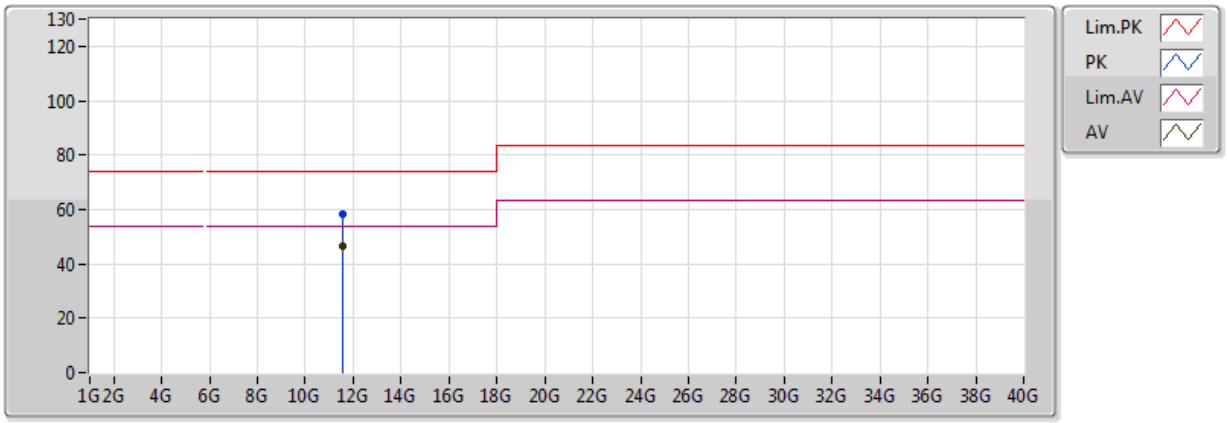

EUT = Z axis

Type	Freq(Hz)	Level(dBuV/m)	Limit(dBuV/m)	Margin(dB)	Factor(dB)	Dist(m)	Pol.(H/V)	Azimuth(°)	Height(m)	Comments
AV	11.57G	46.41	54.00	-7.59	13.49	3	H	337	3.10	-
PK	11.57G	58.26	74.00	-15.74	13.49	3	H	337	3.10	-

802.11a_(6Mbps)_3TX

5825MHz_TX

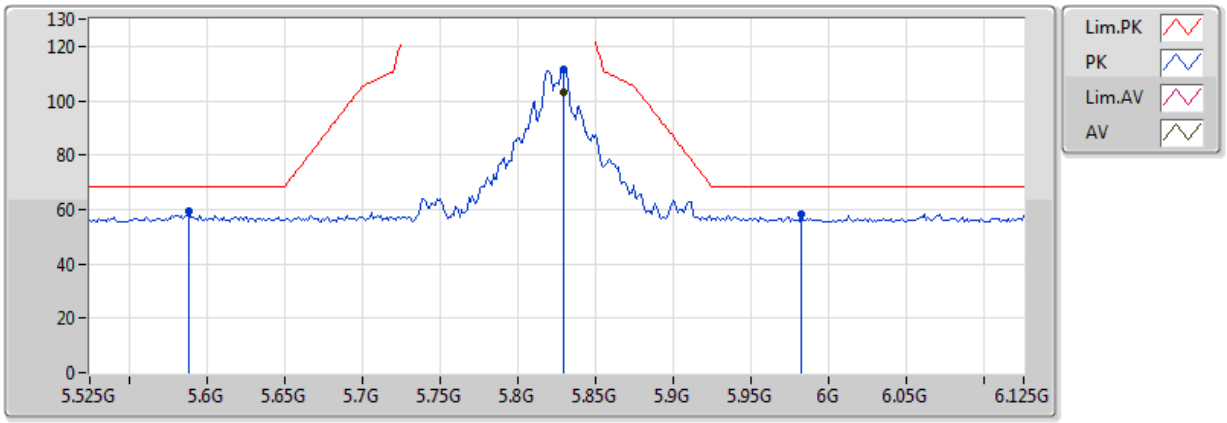

EUT = Z axis

Type	Freq(Hz)	Level(dBuV/m)	Limit(dBuV/m)	Margin(dB)	Factor(dB)	Dist(m)	Pol.(H/V)	Azimuth(°)	Height(m)	Comments
AV	5.8298G	102.96	Inf	-Inf	3.54	3	V	159	3.46	-
PK	5.5886G	59.30	68.20	-8.90	3.34	3	V	159	3.46	-
PK	5.8298G	111.59	Inf	-Inf	3.54	3	V	159	3.46	-
PK	5.9822G	58.02	68.20	-10.18	3.67	3	V	159	3.46	-

802.11a_(6Mbps)_3TX

5825MHz_TX

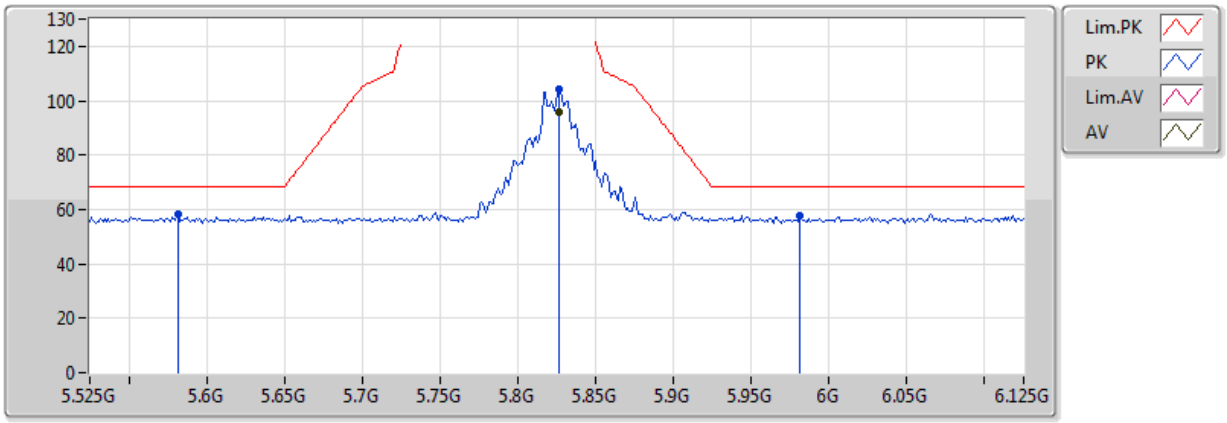

EUT = Z axis

Type	Freq(Hz)	Level(dBuV/m)	Limit(dBuV/m)	Margin(dB)	Factor(dB)	Dist(m)	Pol.(H/V)	Azimuth(°)	Height(m)	Comments
AV	5.8262G	95.95	Inf	-Inf	3.53	3	H	191	3.45	-
PK	5.5814G	58.13	68.20	-10.07	3.34	3	H	191	3.45	-
PK	5.8262G	104.05	Inf	-Inf	3.53	3	H	191	3.45	-
PK	5.981G	57.71	68.20	-10.49	3.66	3	H	191	3.45	-

802.11a_(6Mbps)_3TX

5825MHz_TX

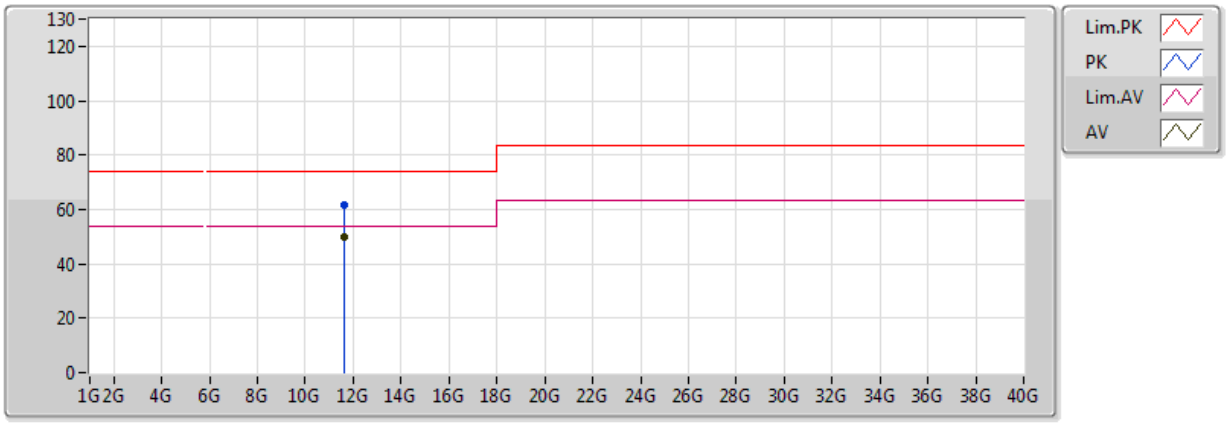

EUT = Z axis

Type	Freq(Hz)	Level(dBuV/m)	Limit(dBuV/m)	Margin(dB)	Factor(dB)	Dist(m)	Pol.(H/V)	Azimuth(°)	Height(m)	Comments
AV	11.65G	50.00	54.00	-4.00	13.35	3	V	206	1.04	-
PK	11.65G	61.37	74.00	-12.63	13.35	3	V	206	1.04	-

802.11a_(6Mbps)_3TX

5825MHz_TX

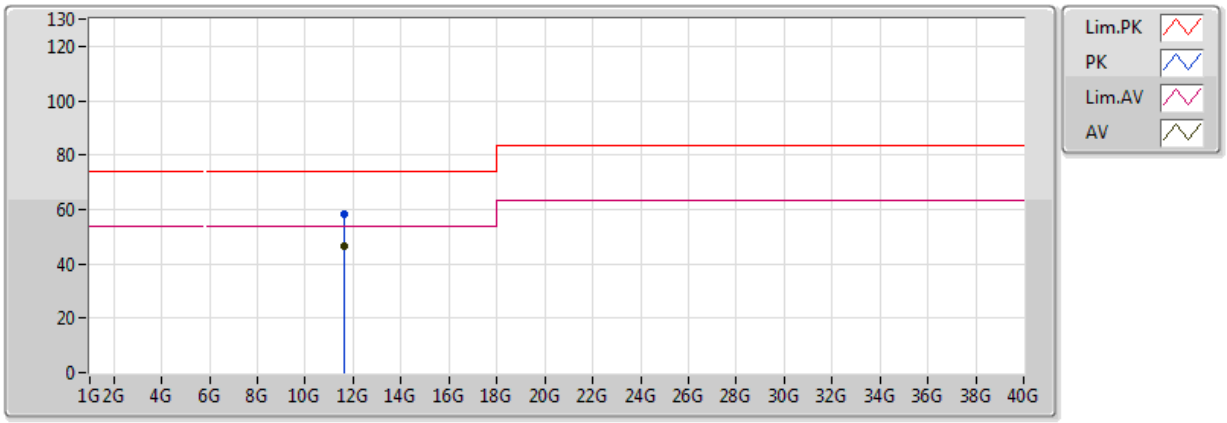

EUT = Z axis

Type	Freq(Hz)	Level(dBuV/m)	Limit(dBuV/m)	Margin(dB)	Factor(dB)	Dist(m)	Pol.(H/V)	Azimuth(°)	Height(m)	Comments
AV	11.65G	46.69	54.00	-7.31	13.35	3	H	161	1.15	-
PK	11.65G	58.48	74.00	-15.52	13.35	3	H	161	1.15	-

802.11ac VHT20_Nss1,(MCS0)_3TX

5180MHz_TX

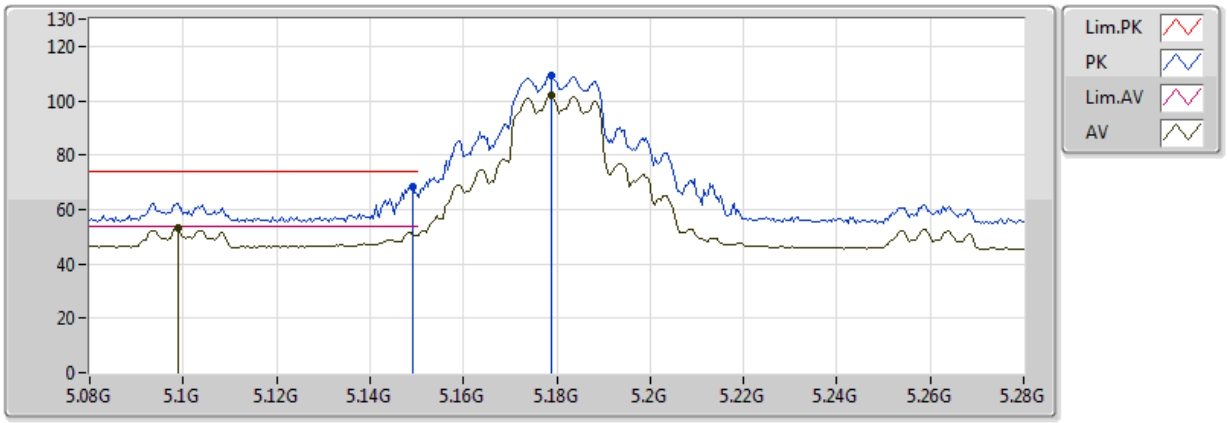

EUT = Z axis

Type	Freq(Hz)	Level(dBuV/m)	Limit(dBuV/m)	Margin(dB)	Factor(dB)	Dist(m)	Pol.(H/V)	Azimuth(°)	Height(m)	Comments
AV	5.0988G	53.05	54.00	-0.95	2.85	3	V	117	2.55	-
AV	5.1788G	101.78	Inf	-Inf	2.93	3	V	117	2.55	-
PK	5.1492G	68.48	74.00	-5.52	2.90	3	V	117	2.55	-
PK	5.1788G	109.36	Inf	-Inf	2.93	3	V	117	2.55	-

802.11ac VHT20_Nss1,(MCS0)_3TX

5180MHz_TX

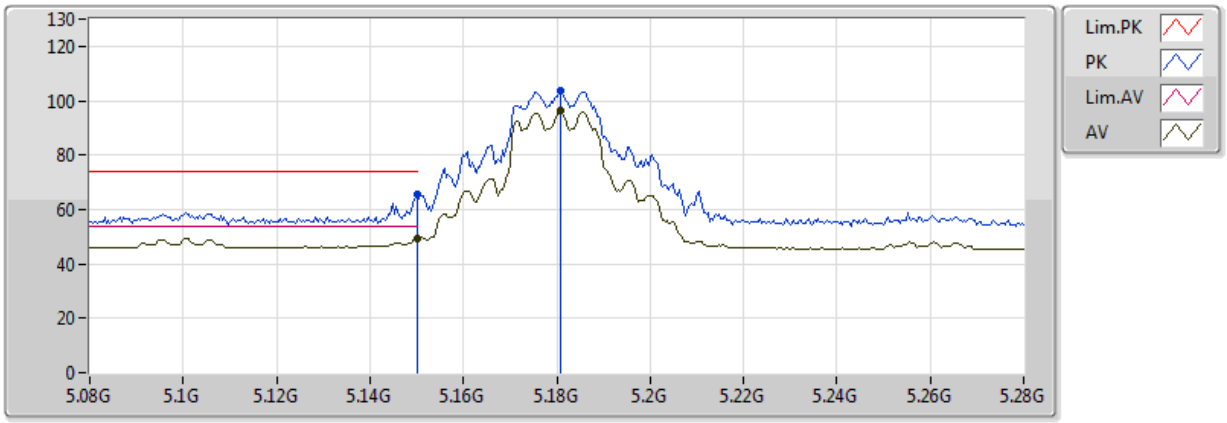

EUT = Z axis

Type	Freq(Hz)	Level(dBuV/m)	Limit(dBuV/m)	Margin(dB)	Factor(dB)	Dist(m)	Pol.(H/V)	Azimuth(°)	Height(m)	Comments
AV	5.149995G	49.41	54.00	-4.59	2.90	3	H	182	2.67	-
AV	5.1808G	96.22	Inf	-Inf	2.93	3	H	182	2.67	-
PK	5.149995G	65.34	74.00	-8.66	2.90	3	H	182	2.67	-
PK	5.1808G	103.61	Inf	-Inf	2.93	3	H	182	2.67	-

802.11ac VHT20_Nss1,(MCS0)_3TX

5180MHz_TX

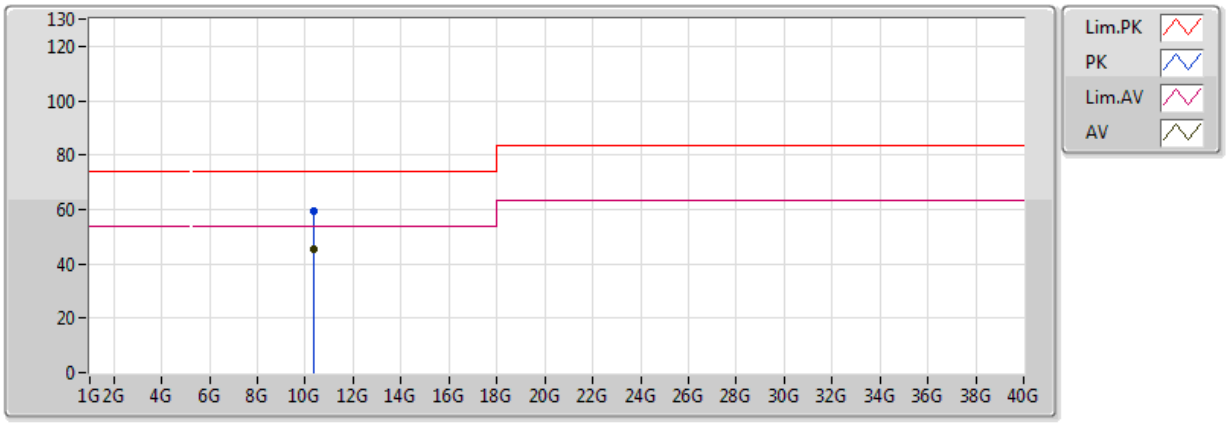

EUT = Z axis

Type	Freq(Hz)	Level(dBuV/m)	Limit(dBuV/m)	Margin(dB)	Factor(dB)	Dist(m)	Pol.(H/V)	Azimuth(°)	Height(m)	Comments
AV	10.36G	45.33	54.00	-8.67	12.78	3	V	171	1.50	-
PK	10.36G	59.49	74.00	-14.51	12.78	3	V	171	1.50	-

802.11ac VHT20_Nss1,(MCS0)_3TX

5180MHz_TX

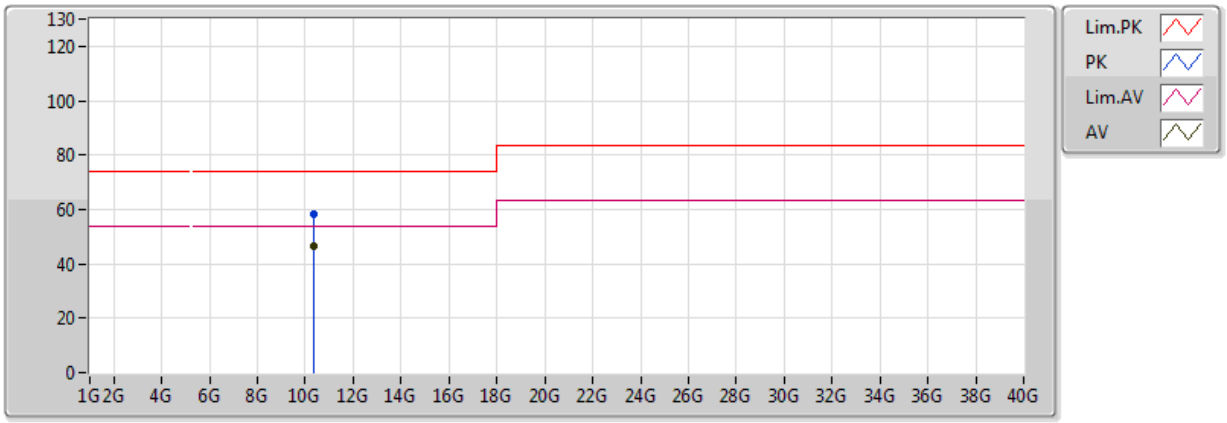

EUT = Z axis

Type	Freq(Hz)	Level(dBuV/m)	Limit(dBuV/m)	Margin(dB)	Factor(dB)	Dist(m)	Pol.(H/V)	Azimuth(°)	Height(m)	Comments
AV	10.36G	46.56	54.00	-7.44	12.78	3	H	337	3.64	-
PK	10.36G	58.42	74.00	-15.58	12.78	3	H	337	3.64	-

802.11ac VHT20_Nss1,(MCS0)_3TX

5200MHz_TX

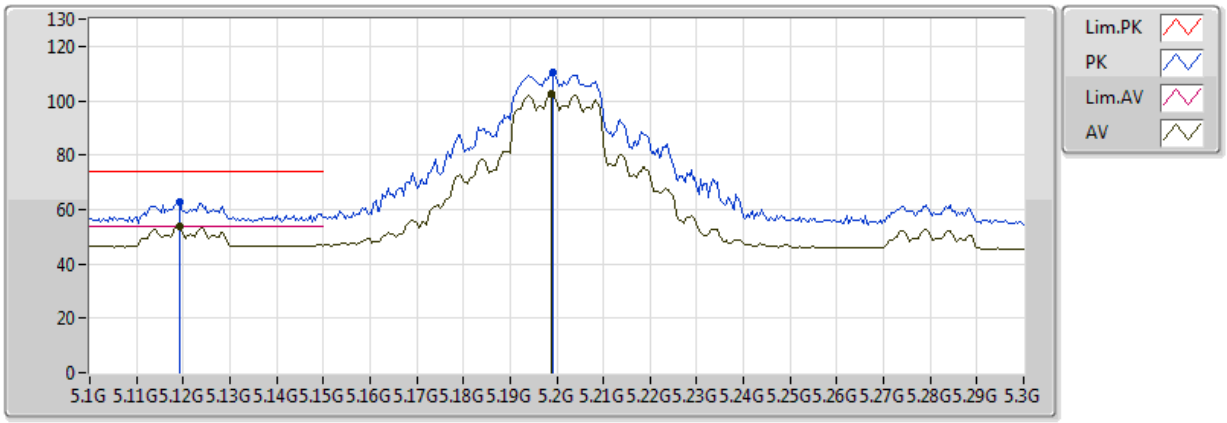

EUT = Z axis

Type	Freq(Hz)	Level(dBuV/m)	Limit(dBuV/m)	Margin(dB)	Factor(dB)	Dist(m)	Pol.(H/V)	Azimuth(°)	Height(m)	Comments
AV	5.1192G	53.53	54.00	-0.47	2.87	3	V	120	2.57	-
AV	5.1988G	102.70	Inf	-Inf	2.95	3	V	120	2.57	-
PK	5.1192G	62.96	74.00	-11.04	2.87	3	V	120	2.57	-
PK	5.1992G	110.34	Inf	-Inf	2.95	3	V	120	2.57	-

802.11ac VHT20_Nss1,(MCS0)_3TX

5200MHz_TX

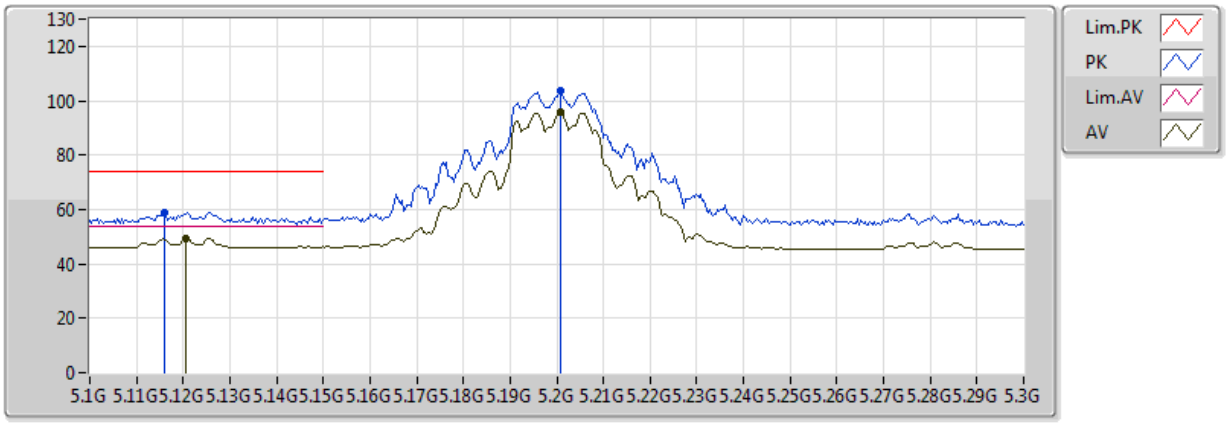

EUT = Z axis

Type	Freq(Hz)	Level(dBuV/m)	Limit(dBuV/m)	Margin(dB)	Factor(dB)	Dist(m)	Pol.(H/V)	Azimuth(°)	Height(m)	Comments
AV	5.1204G	49.42	54.00	-4.58	2.87	3	H	181	2.42	-
AV	5.2008G	95.99	Inf	-Inf	2.95	3	H	181	2.42	-
PK	5.116G	59.03	74.00	-14.97	2.87	3	H	181	2.42	-
PK	5.2008G	103.69	Inf	-Inf	2.95	3	H	181	2.42	-

802.11ac VHT20_Nss1,(MCS0)_3TX

5200MHz_TX

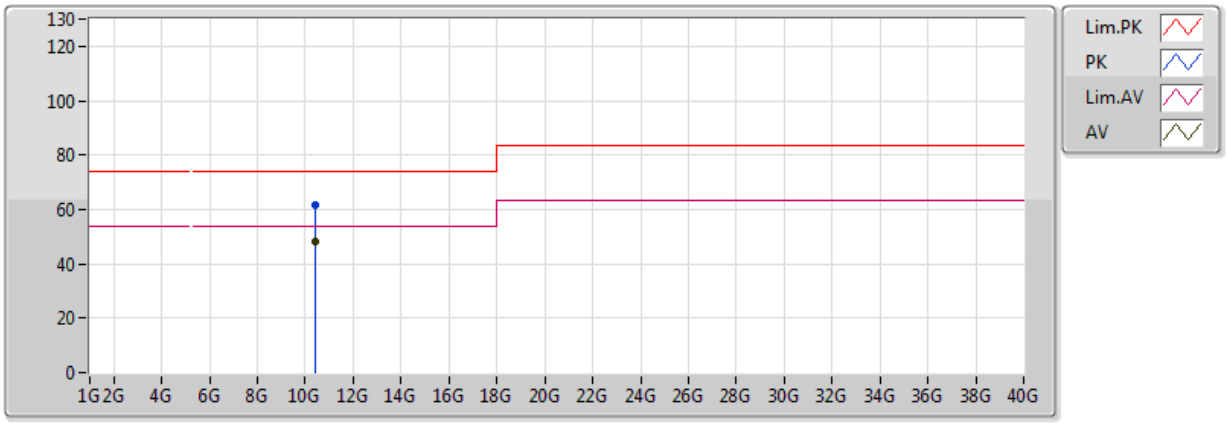

EUT = Z axis

Type	Freq(Hz)	Level(dBuV/m)	Limit(dBuV/m)	Margin(dB)	Factor(dB)	Dist(m)	Pol.(H/V)	Azimuth(°)	Height(m)	Comments
AV	10.4G	48.06	54.00	-5.94	12.89	3	V	163	2.07	-
PK	10.4G	61.38	74.00	-12.62	12.89	3	V	163	2.07	-

802.11ac VHT20_Nss1,(MCS0)_3TX

5200MHz_TX

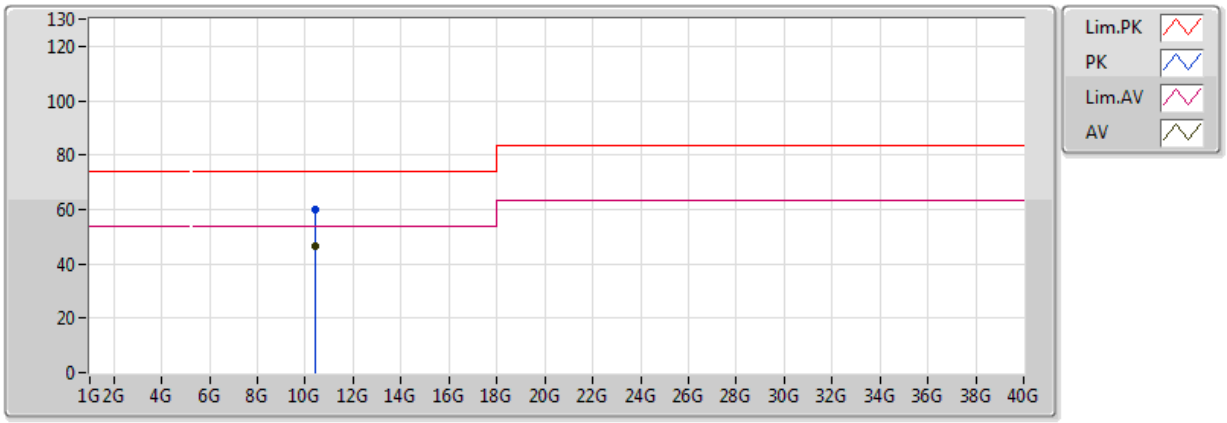

EUT = Z axis

Type	Freq(Hz)	Level(dBuV/m)	Limit(dBuV/m)	Margin(dB)	Factor(dB)	Dist(m)	Pol.(H/V)	Azimuth(°)	Height(m)	Comments
AV	10.4G	46.64	54.00	-7.36	12.89	3	H	183	1.00	-
PK	10.4G	59.75	74.00	-14.25	12.89	3	H	183	1.00	-

802.11ac VHT20_Nss1,(MCS0)_3TX

5240MHz_TX

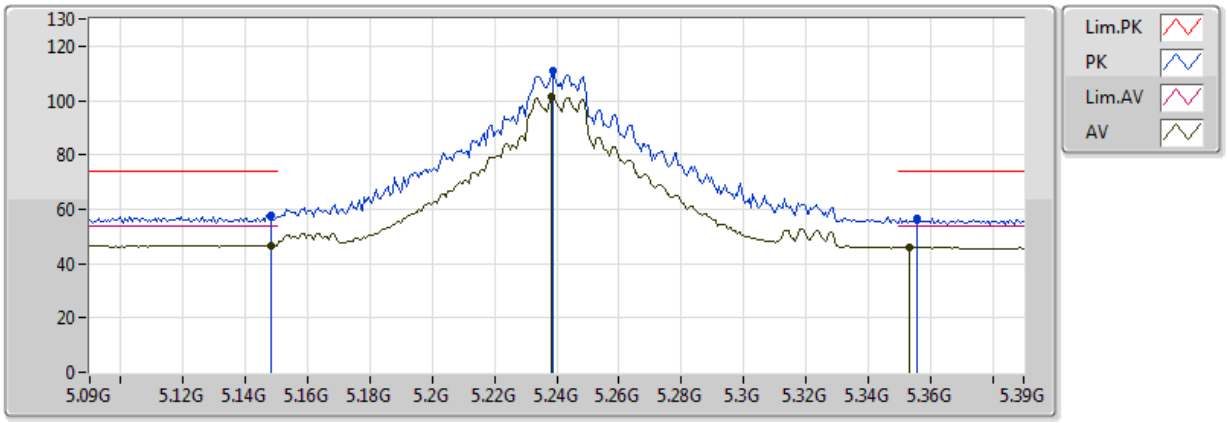

EUT = Z axis

Type	Freq(Hz)	Level(dBuV/m)	Limit(dBuV/m)	Margin(dB)	Factor(dB)	Dist(m)	Pol.(H/V)	Azimuth(°)	Height(m)	Comments
AV	5.1482G	46.68	54.00	-7.32	2.90	3	V	143	1.04	-
AV	5.2382G	101.58	Inf	-Inf	2.99	3	V	143	1.04	-
AV	5.3534G	46.16	54.00	-7.84	3.11	3	V	143	1.04	-
PK	5.1482G	57.62	74.00	-16.38	2.90	3	V	143	1.04	-
PK	5.2388G	110.85	Inf	-Inf	2.99	3	V	143	1.04	-
PK	5.3558G	56.67	74.00	-17.33	3.12	3	V	143	1.04	-

802.11ac VHT20_Nss1,(MCS0)_3TX

5240MHz_TX

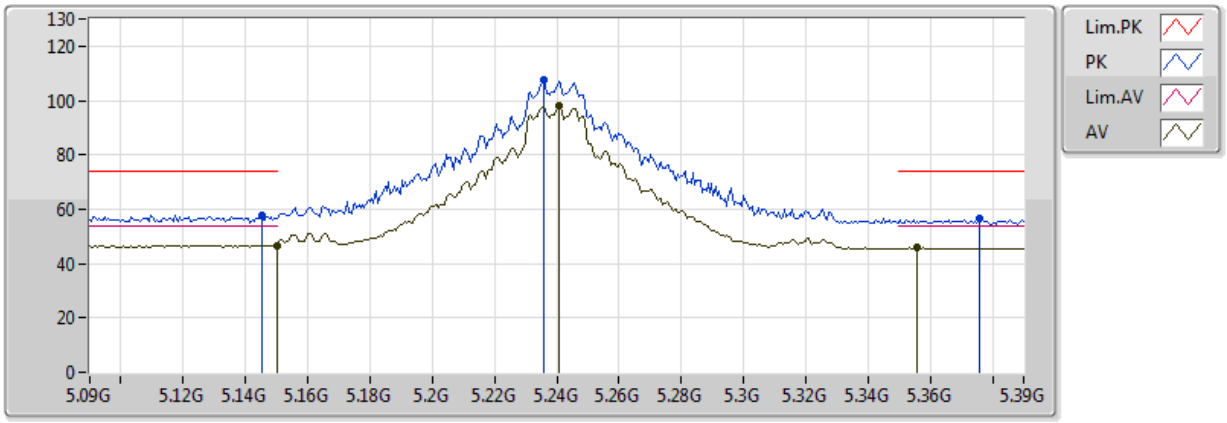

EUT = Z axis

Type	Freq(Hz)	Level(dBuV/m)	Limit(dBuV/m)	Margin(dB)	Factor(dB)	Dist(m)	Pol.(H/V)	Azimuth(°)	Height(m)	Comments
AV	5.149995G	46.60	54.00	-7.40	2.90	3	H	182	2.66	-
AV	5.2406G	98.14	Inf	-Inf	2.99	3	H	182	2.66	-
AV	5.3558G	45.70	54.00	-8.30	3.12	3	H	182	2.66	-
PK	5.1452G	57.81	74.00	-16.19	2.90	3	H	182	2.66	-
PK	5.2358G	107.33	Inf	-Inf	2.99	3	H	182	2.66	-
PK	5.3756G	56.33	74.00	-17.67	3.14	3	H	182	2.66	-

802.11ac VHT20_Nss1,(MCS0)_3TX

5240MHz_TX

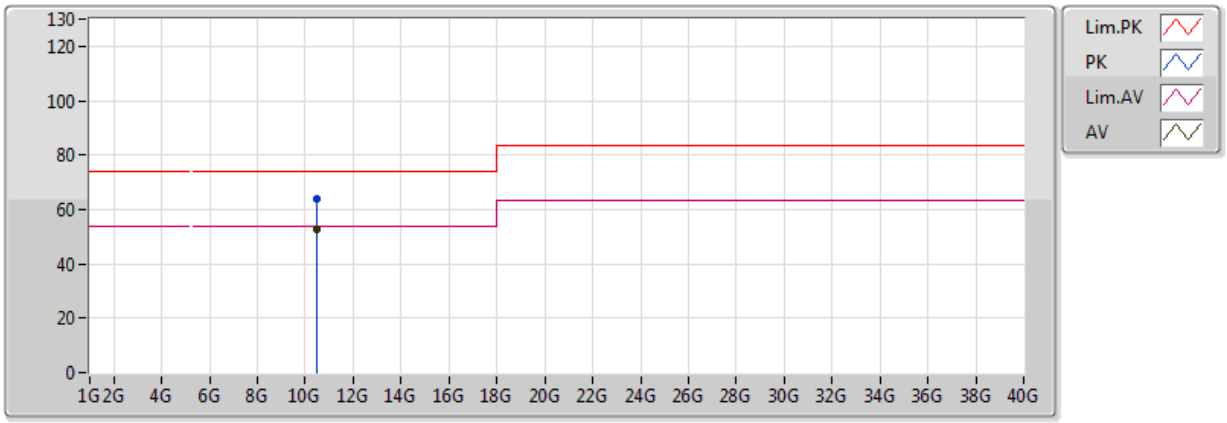

EUT = Z axis

Type	Freq(Hz)	Level(dBuV/m)	Limit(dBuV/m)	Margin(dB)	Factor(dB)	Dist(m)	Pol.(H/V)	Azimuth(°)	Height(m)	Comments
AV	10.48G	52.61	54.00	-1.39	13.10	3	V	162	2.11	-
PK	10.48G	64.14	74.00	-9.86	13.10	3	V	162	2.11	-

802.11ac VHT20_Nss1,(MCS0)_3TX

5240MHz_TX

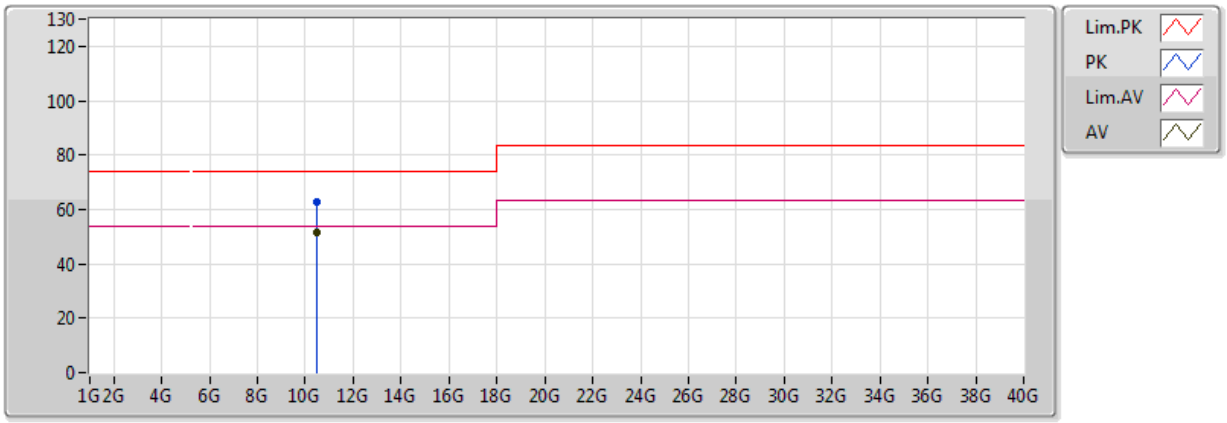

EUT = Z axis

Type	Freq(Hz)	Level(dBuV/m)	Limit(dBuV/m)	Margin(dB)	Factor(dB)	Dist(m)	Pol.(H/V)	Azimuth(°)	Height(m)	Comments
AV	10.48G	51.65	54.00	-2.35	13.10	3	H	182	1.00	-
PK	10.48G	62.85	74.00	-11.15	13.10	3	H	182	1.00	-

802.11ac VHT20_Nss1,(MCS0)_3TX

5745MHz_TX

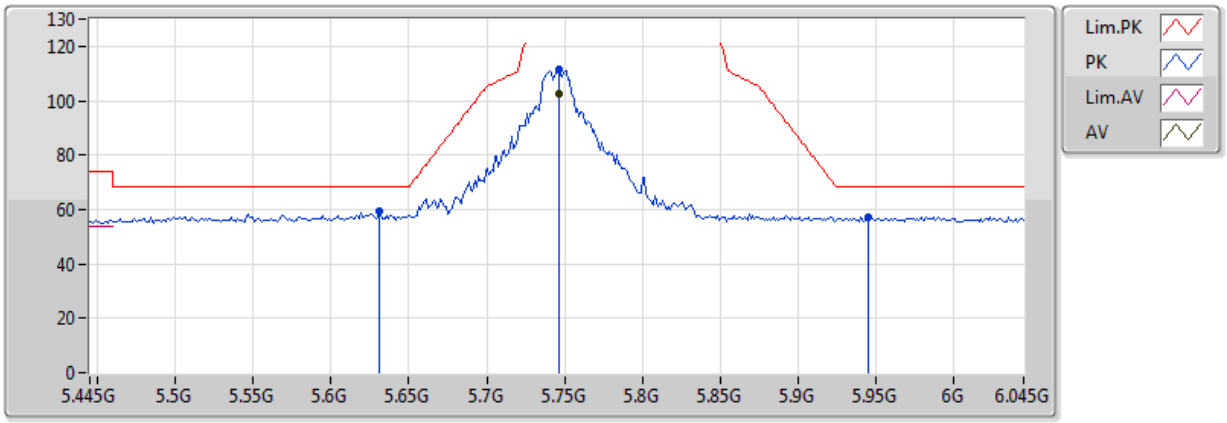

EUT = Z axis

Type	Freq(Hz)	Level(dBuV/m)	Limit(dBuV/m)	Margin(dB)	Factor(dB)	Dist(m)	Pol.(H/V)	Azimuth(°)	Height(m)	Comments
AV	5.7462G	102.76	Inf	-Inf	3.47	3	V	158	3.36	-
PK	5.631G	59.38	68.20	-8.82	3.38	3	V	158	3.36	-
PK	5.7462G	111.75	Inf	-Inf	3.47	3	V	158	3.36	-
PK	5.9454G	57.21	68.20	-10.99	3.64	3	V	158	3.36	-

802.11ac VHT20_Nss1,(MCS0)_3TX

5745MHz_TX

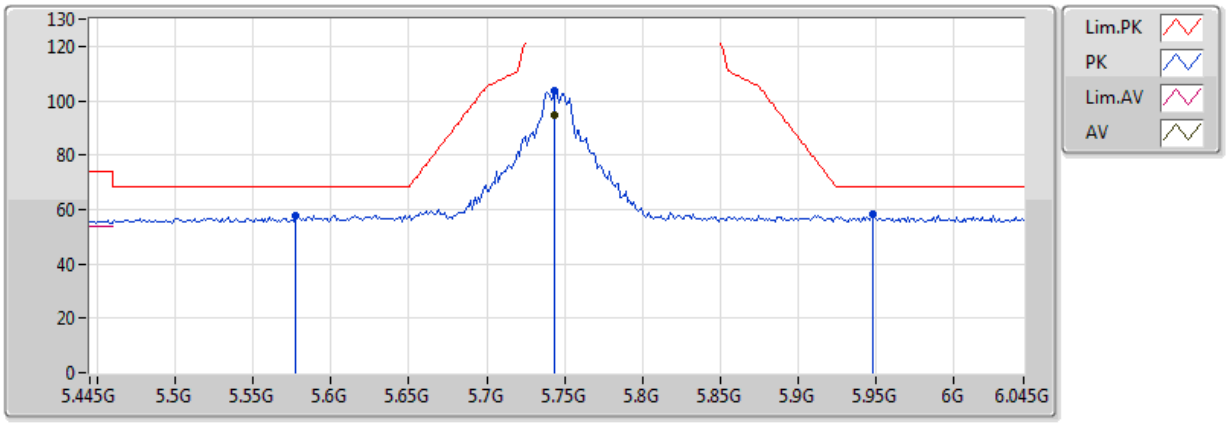

EUT = Z axis

Type	Freq(Hz)	Level(dBuV/m)	Limit(dBuV/m)	Margin(dB)	Factor(dB)	Dist(m)	Pol.(H/V)	Azimuth(°)	Height(m)	Comments
AV	5.7438G	94.72	Inf	-Inf	3.47	3	H	18	2.41	-
PK	5.577G	57.90	68.20	-10.30	3.33	3	H	18	2.41	-
PK	5.7438G	103.62	Inf	-Inf	3.47	3	H	18	2.41	-
PK	5.9478G	58.07	68.20	-10.13	3.64	3	H	18	2.41	-

802.11ac VHT20_Nss1,(MCS0)_3TX

5745MHz_TX

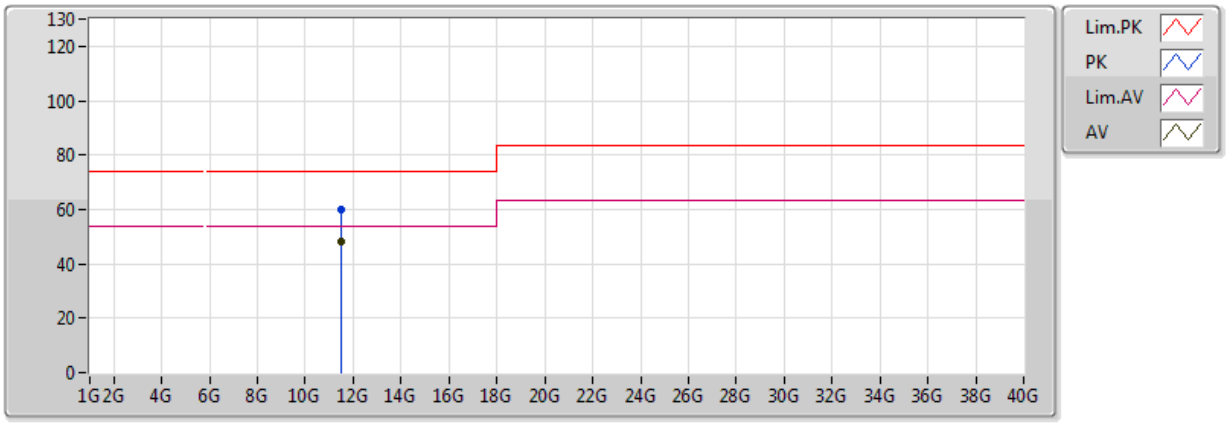

EUT = Z axis

Type	Freq(Hz)	Level(dBuV/m)	Limit(dBuV/m)	Margin(dB)	Factor(dB)	Dist(m)	Pol.(H/V)	Azimuth(°)	Height(m)	Comments
AV	11.49G	48.21	54.00	-5.79	13.63	3	V	25	2.03	-
PK	11.49G	60.07	74.00	-13.93	13.63	3	V	25	2.03	-

802.11ac VHT20_Nss1,(MCS0)_3TX

5745MHz_TX

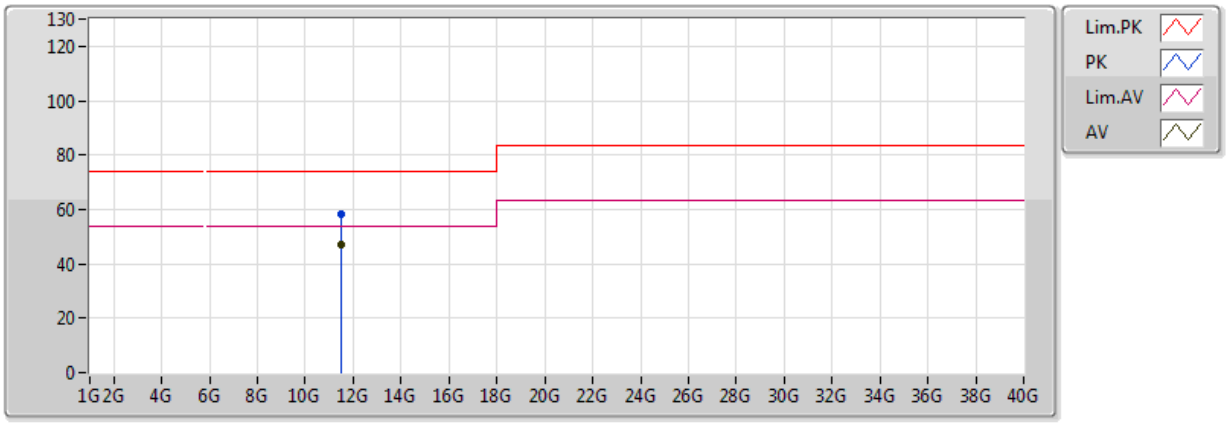

EUT = Z axis

Type	Freq(Hz)	Level(dBuV/m)	Limit(dBuV/m)	Margin(dB)	Factor(dB)	Dist(m)	Pol.(H/V)	Azimuth(°)	Height(m)	Comments
AV	11.49G	47.12	54.00	-6.88	13.63	3	H	341	3.06	-
PK	11.49G	58.05	74.00	-15.95	13.63	3	H	341	3.06	-

802.11ac VHT20_Nss1,(MCS0)_3TX

5785MHz_TX

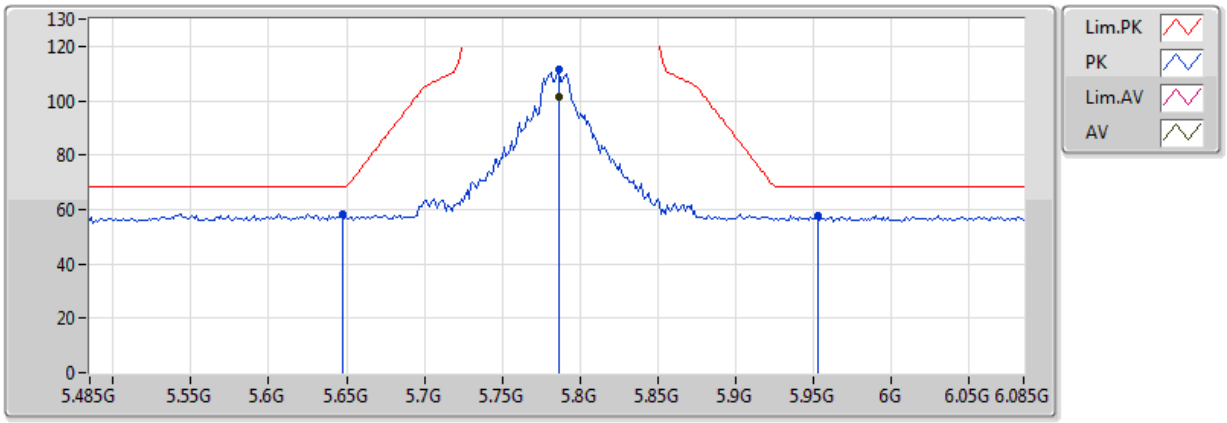

EUT = Z axis

Type	Freq(Hz)	Level(dBuV/m)	Limit(dBuV/m)	Margin(dB)	Factor(dB)	Dist(m)	Pol.(H/V)	Azimuth(°)	Height(m)	Comments
AV	5.7862G	101.66	Inf	-Inf	3.50	3	V	156	3.32	-
PK	5.647G	58.46	68.20	-9.74	3.39	3	V	156	3.32	-
PK	5.7862G	111.26	Inf	-Inf	3.50	3	V	156	3.32	-
PK	5.953G	57.81	68.20	-10.39	3.64	3	V	156	3.32	-

802.11ac VHT20_Nss1,(MCS0)_3TX

5785MHz_TX

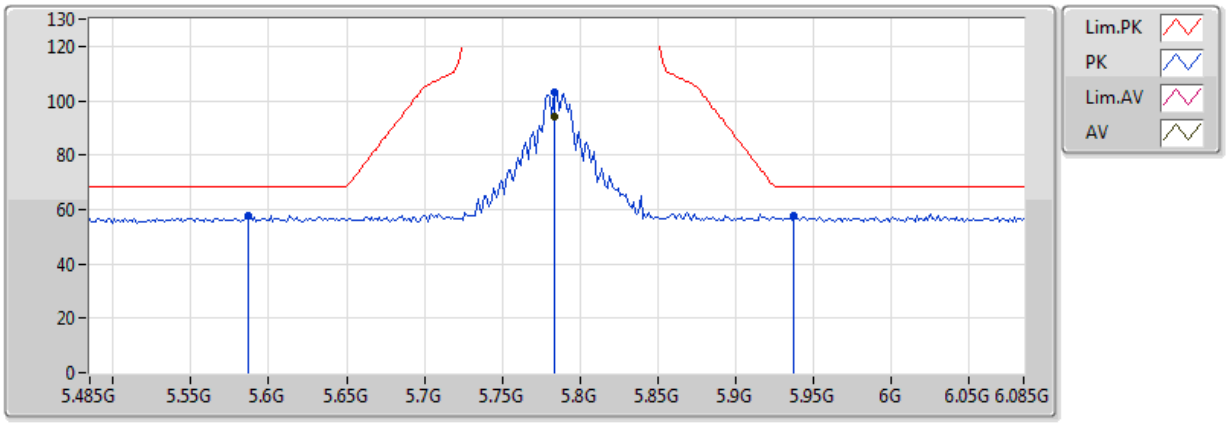

EUT = Z axis

Type	Freq(Hz)	Level(dBuV/m)	Limit(dBuV/m)	Margin(dB)	Factor(dB)	Dist(m)	Pol.(H/V)	Azimuth(°)	Height(m)	Comments
AV	5.7838G	93.86	Inf	-Inf	3.50	3	H	41	2.24	-
PK	5.587G	57.67	68.20	-10.53	3.34	3	H	41	2.24	-
PK	5.7838G	103.00	Inf	-Inf	3.50	3	H	41	2.24	-
PK	5.9374G	57.58	68.20	-10.62	3.63	3	H	41	2.24	-

802.11ac VHT20_Nss1,(MCS0)_3TX

5785MHz_TX

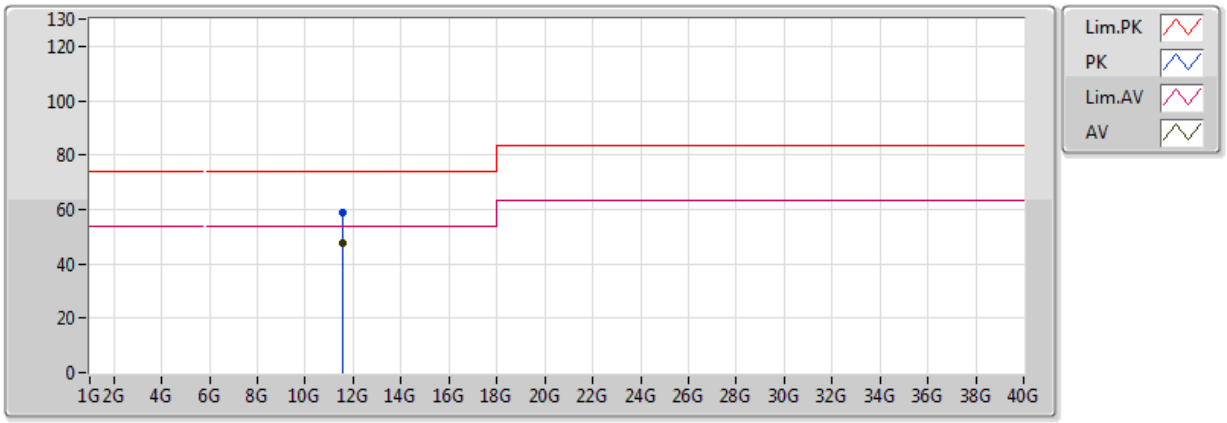

EUT = Z axis

Type	Freq(Hz)	Level(dBuV/m)	Limit(dBuV/m)	Margin(dB)	Factor(dB)	Dist(m)	Pol.(H/V)	Azimuth(°)	Height(m)	Comments
AV	11.57G	47.61	54.00	-6.39	13.49	3	V	178	1.20	-
PK	11.57G	58.60	74.00	-15.40	13.49	3	V	178	1.20	-

802.11ac VHT20_Nss1,(MCS0)_3TX

5785MHz_TX

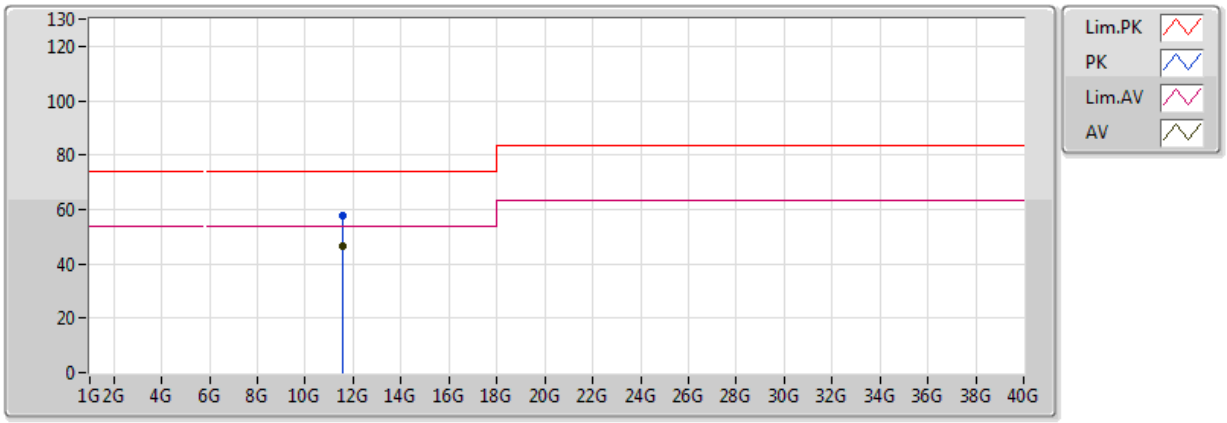

EUT = Z axis

Type	Freq(Hz)	Level(dBuV/m)	Limit(dBuV/m)	Margin(dB)	Factor(dB)	Dist(m)	Pol.(H/V)	Azimuth(°)	Height(m)	Comments
AV	11.57G	46.26	54.00	-7.74	13.49	3	H	342	3.33	-
PK	11.57G	57.98	74.00	-16.02	13.49	3	H	342	3.33	-

802.11ac VHT20_Nss1,(MCS0)_3TX

5825MHz_TX

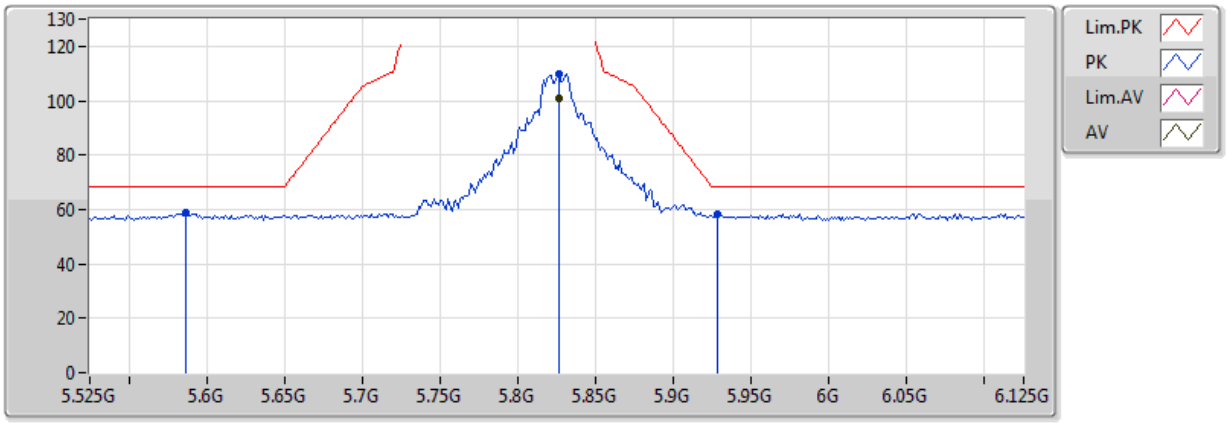

EUT = Z axis

Type	Freq(Hz)	Level(dBuV/m)	Limit(dBuV/m)	Margin(dB)	Factor(dB)	Dist(m)	Pol.(H/V)	Azimuth(°)	Height(m)	Comments
AV	5.8262G	101.05	Inf	-Inf	3.53	3	V	157	3.28	-
PK	5.5862G	58.72	68.20	-9.48	3.34	3	V	157	3.28	-
PK	5.8262G	110.09	Inf	-Inf	3.53	3	V	157	3.28	-
PK	5.9282G	58.51	68.20	-9.69	3.62	3	V	157	3.28	-

802.11ac VHT20_Nss1,(MCS0)_3TX

5825MHz_TX

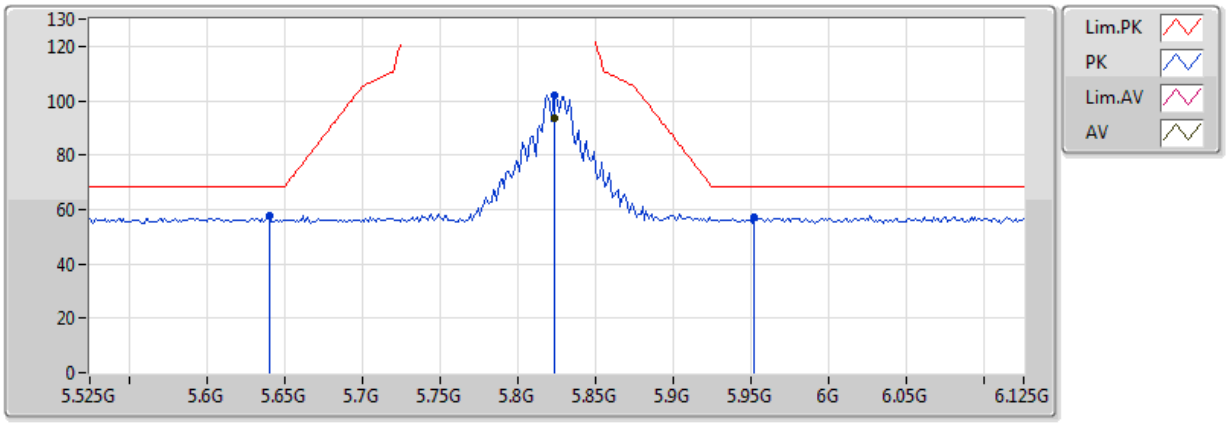

EUT = Z axis

Type	Freq(Hz)	Level(dBuV/m)	Limit(dBuV/m)	Margin(dB)	Factor(dB)	Dist(m)	Pol.(H/V)	Azimuth(°)	Height(m)	Comments
AV	5.8238G	93.49	Inf	-Inf	3.53	3	H	41	2.34	-
PK	5.6402G	57.70	68.20	-10.50	3.39	3	H	41	2.34	-
PK	5.8238G	102.24	Inf	-Inf	3.53	3	H	41	2.34	-
PK	5.9522G	56.88	68.20	-11.32	3.64	3	H	41	2.34	-

802.11ac VHT20_Nss1,(MCS0)_3TX

5825MHz_TX

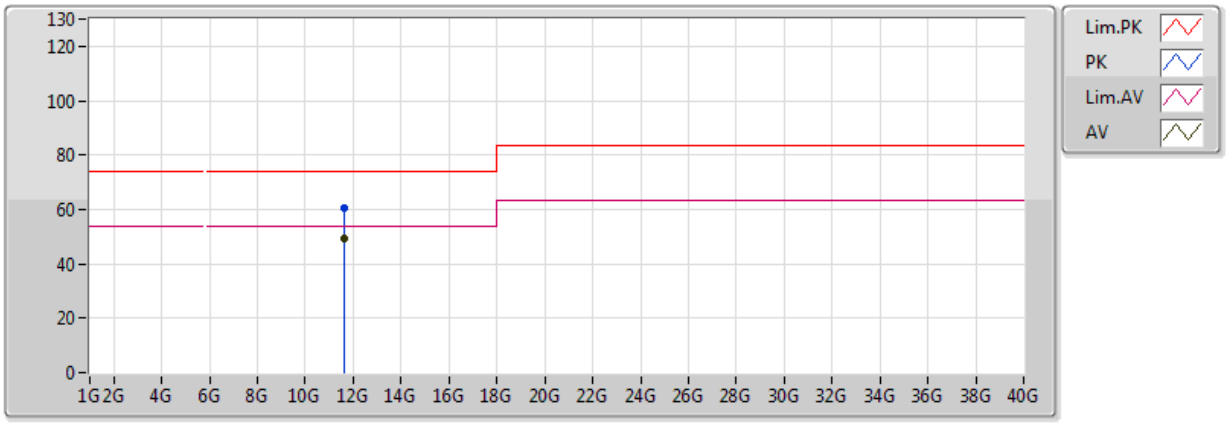

EUT = Z axis

Type	Freq(Hz)	Level(dBuV/m)	Limit(dBuV/m)	Margin(dB)	Factor(dB)	Dist(m)	Pol.(H/V)	Azimuth(°)	Height(m)	Comments
AV	11.65G	49.34	54.00	-4.66	13.35	3	V	24	3.21	-
PK	11.65G	60.75	74.00	-13.25	13.35	3	V	24	3.21	-

802.11ac VHT20_Nss1,(MCS0)_3TX

5825MHz_TX

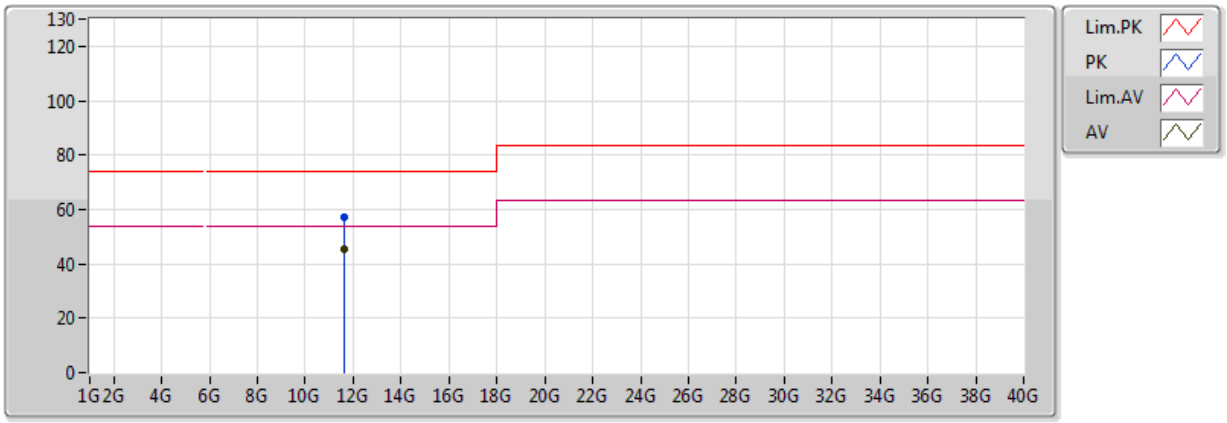

EUT = Z axis

Type	Freq(Hz)	Level(dBuV/m)	Limit(dBuV/m)	Margin(dB)	Factor(dB)	Dist(m)	Pol.(H/V)	Azimuth(°)	Height(m)	Comments
AV	11.65G	45.57	54.00	-8.43	13.35	3	H	161	1.22	-
PK	11.65G	57.03	74.00	-16.97	13.35	3	H	161	1.22	-

802.11ac VHT40_Nss1,(MCS0)_3TX

5190MHz_TX

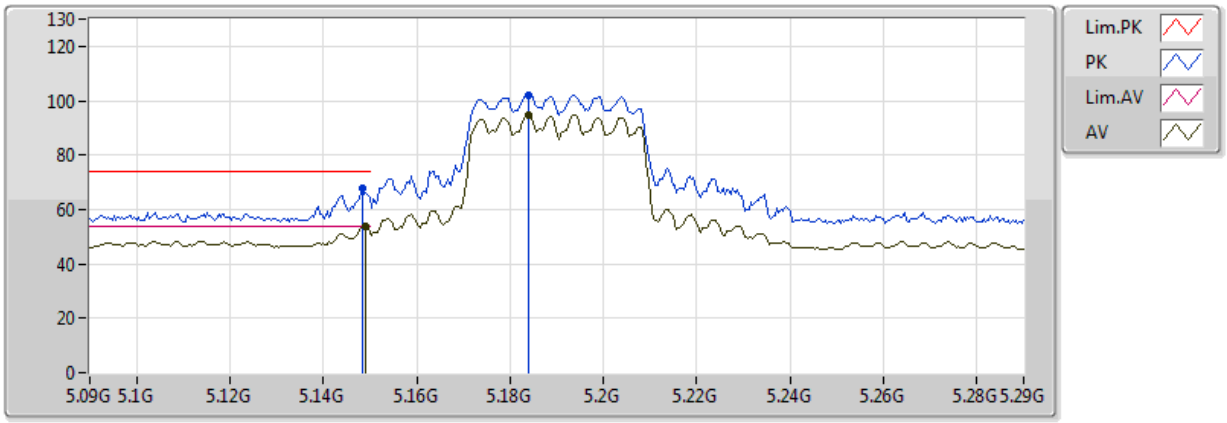

EUT = Z axis

Type	Freq(Hz)	Level(dBuV/m)	Limit(dBuV/m)	Margin(dB)	Factor(dB)	Dist(m)	Pol.(H/V)	Azimuth(°)	Height(m)	Comments
AV	5.1492G	53.67	54.00	-0.33	2.90	3	V	120	2.59	-
AV	5.184G	94.49	Inf	-Inf	2.93	3	V	120	2.59	-
PK	5.1484G	67.91	74.00	-6.09	2.90	3	V	120	2.59	-
PK	5.184G	102.14	Inf	-Inf	2.93	3	V	120	2.59	-

802.11ac VHT40_Nss1,(MCS0)_3TX

5190MHz_TX

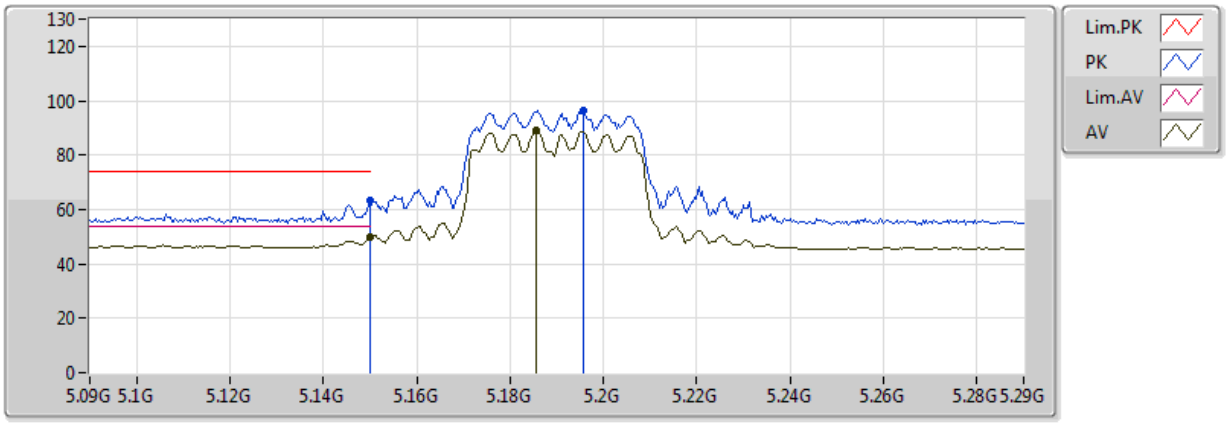

EUT = Z axis

Type	Freq(Hz)	Level(dBuV/m)	Limit(dBuV/m)	Margin(dB)	Factor(dB)	Dist(m)	Pol.(H/V)	Azimuth(°)	Height(m)	Comments
AV	5.149995G	50.06	54.00	-3.94	2.90	3	H	182	2.68	-
AV	5.1856G	88.85	Inf	-Inf	2.94	3	H	182	2.68	-
PK	5.149995G	63.08	74.00	-10.92	2.90	3	H	182	2.68	-
PK	5.1956G	96.45	Inf	-Inf	2.95	3	H	182	2.68	-

802.11ac VHT40_Nss1,(MCS0)_3TX

5190MHz_TX

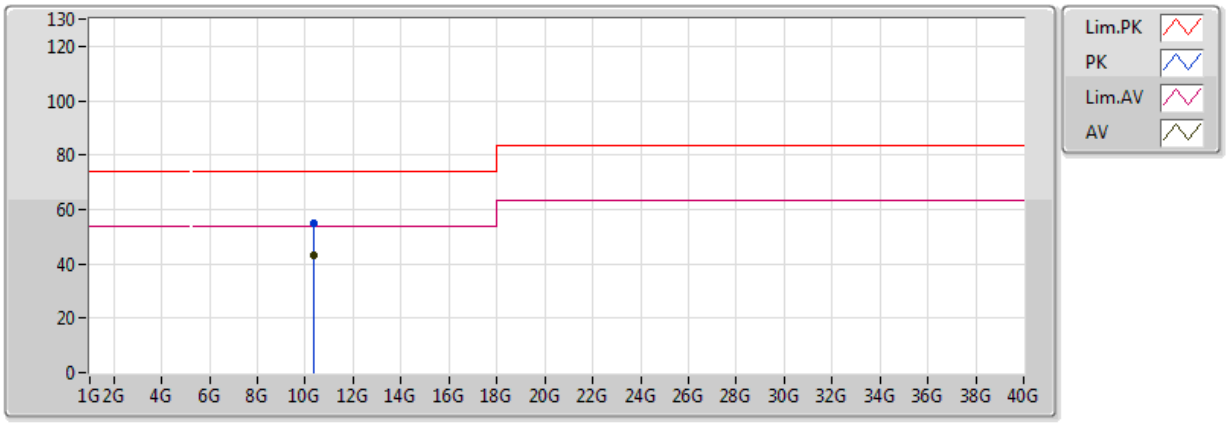

EUT = Z axis

Type	Freq(Hz)	Level(dBuV/m)	Limit(dBuV/m)	Margin(dB)	Factor(dB)	Dist(m)	Pol.(H/V)	Azimuth(°)	Height(m)	Comments
AV	10.38G	42.95	54.00	-11.05	12.84	3	V	0	1.50	-
PK	10.38G	54.99	74.00	-19.01	12.84	3	V	0	1.50	-

802.11ac VHT40_Nss1,(MCS0)_3TX

5190MHz_TX

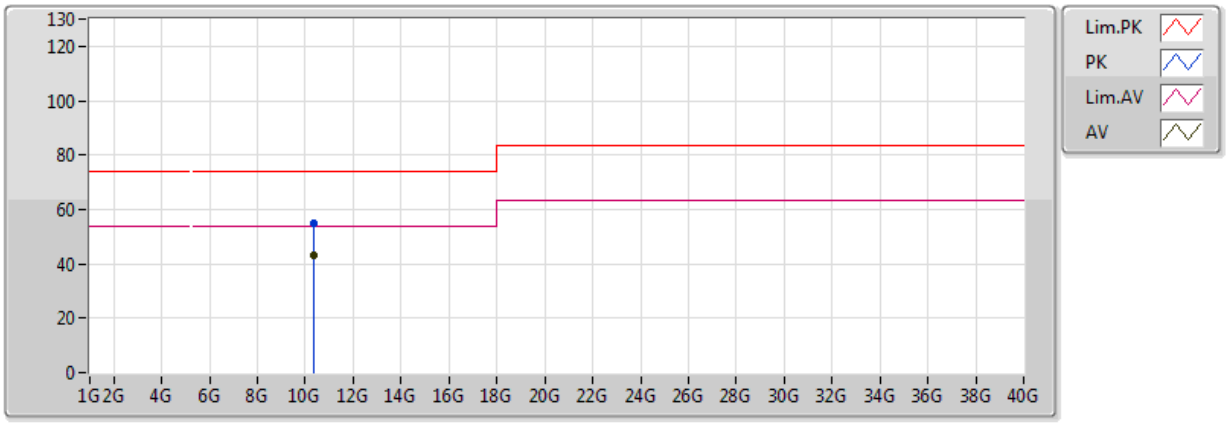

EUT = Z axis

Type	Freq(Hz)	Level(dBuV/m)	Limit(dBuV/m)	Margin(dB)	Factor(dB)	Dist(m)	Pol.(H/V)	Azimuth(°)	Height(m)	Comments
AV	10.38G	42.96	54.00	-11.04	12.84	3	H	360	1.50	-
PK	10.38G	54.86	74.00	-19.14	12.84	3	H	360	1.50	-

802.11ac VHT40_Nss1,(MCS0)_3TX

5230MHz_TX

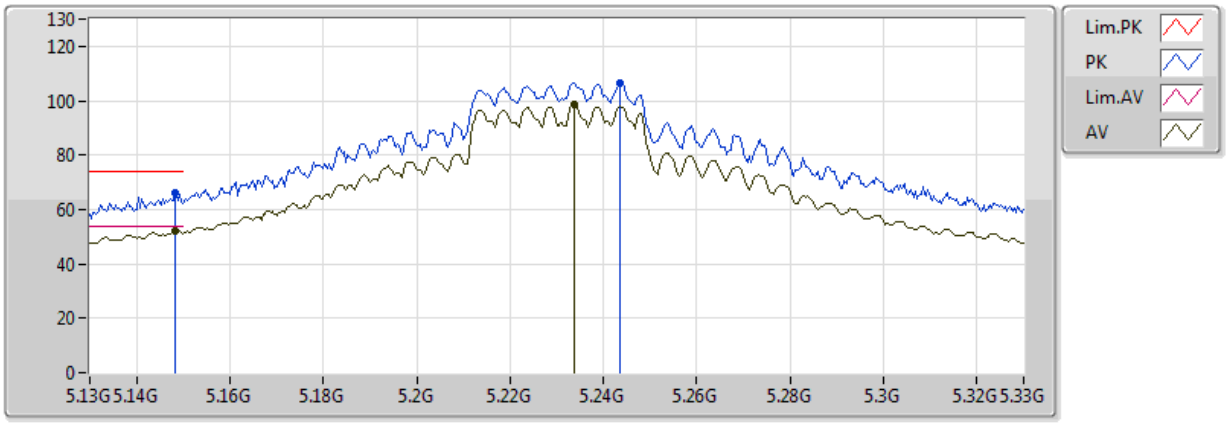

EUT = Z axis

Type	Freq(Hz)	Level(dBuV/m)	Limit(dBuV/m)	Margin(dB)	Factor(dB)	Dist(m)	Pol.(H/V)	Azimuth(°)	Height(m)	Comments
AV	5.1484G	52.29	54.00	-1.71	2.90	3	V	146	1.03	-
AV	5.2336G	98.37	Inf	-Inf	2.99	3	V	146	1.03	-
PK	5.1484G	66.26	74.00	-7.74	2.90	3	V	146	1.03	-
PK	5.2436G	106.30	Inf	-Inf	3.00	3	V	146	1.03	-

802.11ac VHT40_Nss1,(MCS0)_3TX

5230MHz_TX

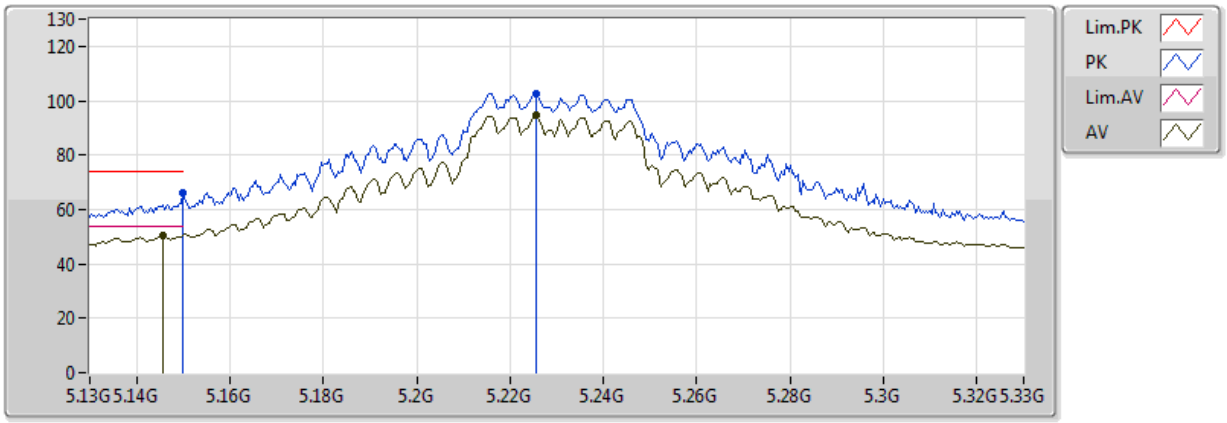

EUT = Z axis

Type	Freq(Hz)	Level(dBuV/m)	Limit(dBuV/m)	Margin(dB)	Factor(dB)	Dist(m)	Pol.(H/V)	Azimuth(°)	Height(m)	Comments
AV	5.1456G	50.37	54.00	-3.63	2.90	3	H	184	2.80	-
AV	5.2256G	94.42	Inf	-Inf	2.98	3	H	184	2.80	-
PK	5.149995G	65.89	74.00	-8.11	2.90	3	H	184	2.80	-
PK	5.2256G	102.56	Inf	-Inf	2.98	3	H	184	2.80	-

802.11ac VHT40_Nss1,(MCS0)_3TX

5230MHz_TX

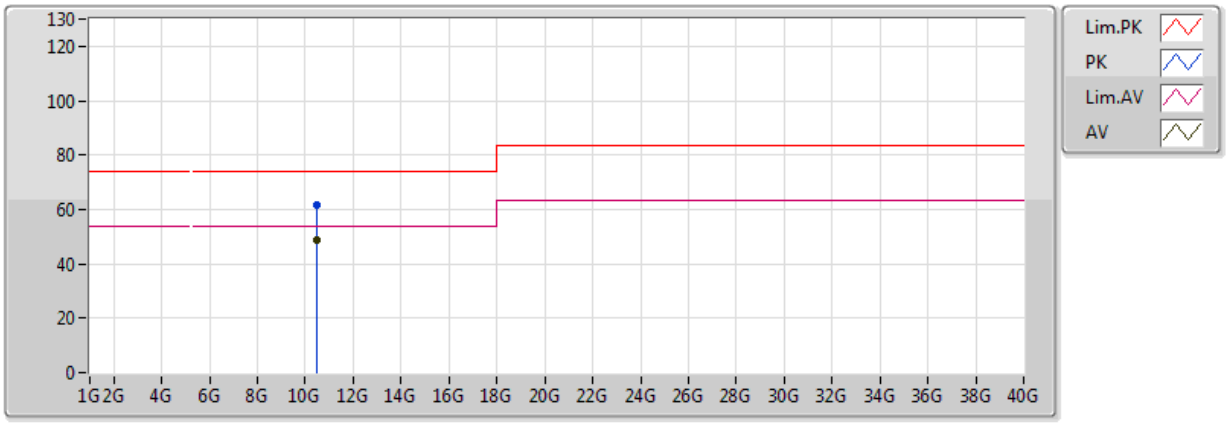

EUT = Z axis

Type	Freq(Hz)	Level(dBuV/m)	Limit(dBuV/m)	Margin(dB)	Factor(dB)	Dist(m)	Pol.(H/V)	Azimuth(°)	Height(m)	Comments
AV	10.46G	48.92	54.00	-5.08	13.05	3	V	159	2.30	-
PK	10.46G	61.64	74.00	-12.36	13.05	3	V	159	2.30	-

802.11ac VHT40_Nss1,(MCS0)_3TX

5230MHz_TX

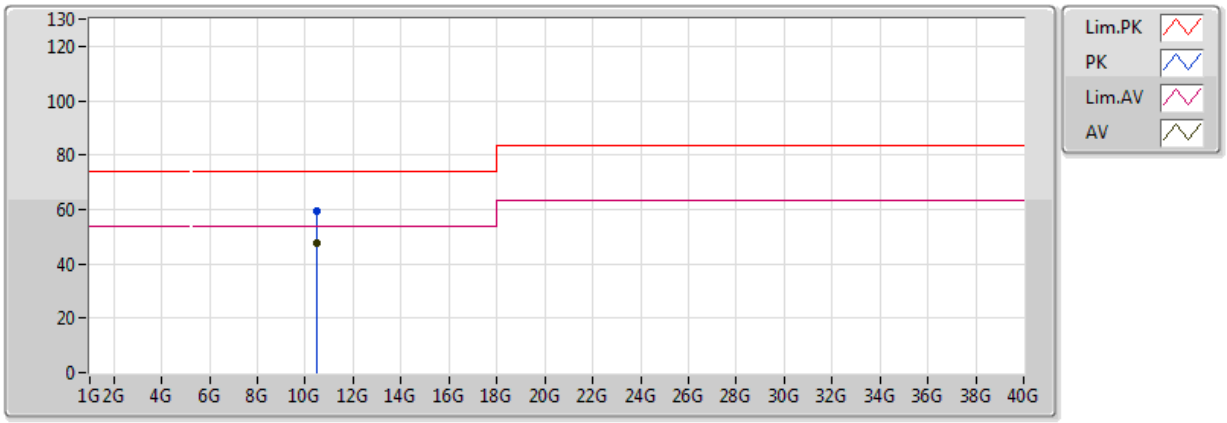

EUT = Z axis

Type	Freq(Hz)	Level(dBuV/m)	Limit(dBuV/m)	Margin(dB)	Factor(dB)	Dist(m)	Pol.(H/V)	Azimuth(°)	Height(m)	Comments
AV	10.46G	47.84	54.00	-6.16	13.05	3	H	177	1.00	-
PK	10.46G	59.51	74.00	-14.49	13.05	3	H	177	1.00	-

802.11ac VHT40_Nss1,(MCS0)_3TX

5755MHz_TX

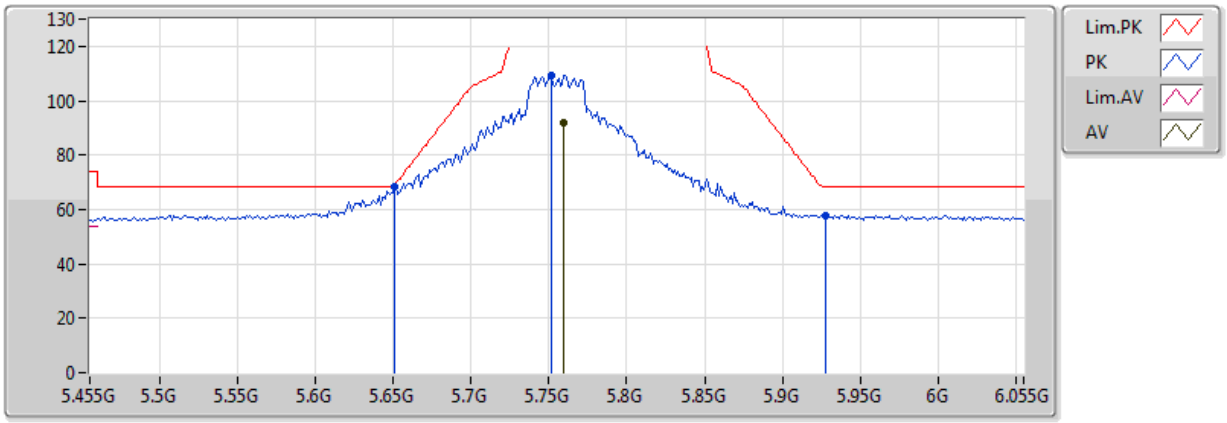

EUT = Z axis

Type	Freq(Hz)	Level(dBuV/m)	Limit(dBuV/m)	Margin(dB)	Factor(dB)	Dist(m)	Pol.(H/V)	Azimuth(°)	Height(m)	Comments
AV	5.7598G	91.62	Inf	-Inf	3.48	3	V	45	2.36	-
PK	5.6506G	68.26	68.64	-0.39	3.40	3	V	159	3.38	-
PK	5.7514G	109.36	Inf	-Inf	3.48	3	V	159	3.38	-
PK	5.9278G	57.79	68.20	-10.41	3.62	3	V	159	3.38	-

802.11ac VHT40_Nss1,(MCS0)_3TX

5755MHz_TX

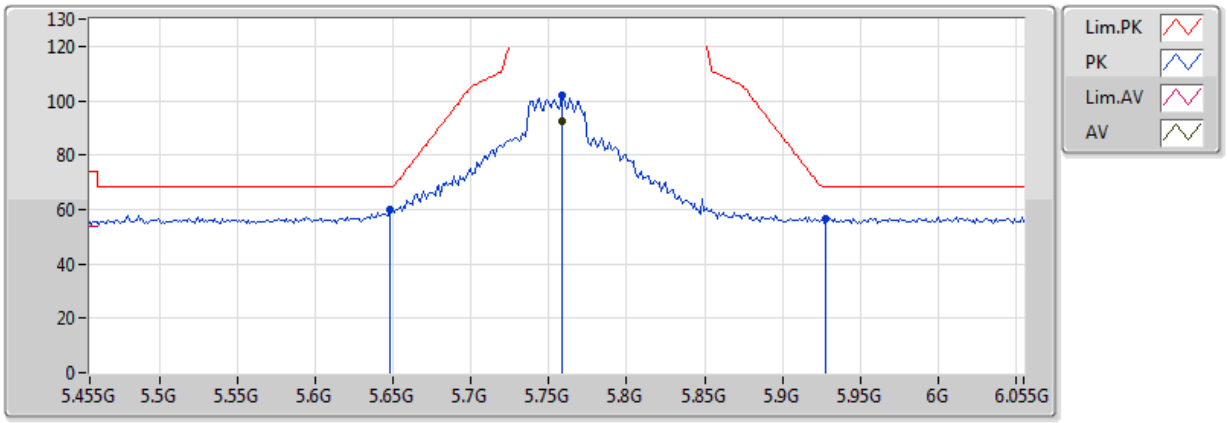

EUT = Z axis

Type	Freq(Hz)	Level(dBuV/m)	Limit(dBuV/m)	Margin(dB)	Factor(dB)	Dist(m)	Pol.(H/V)	Azimuth(°)	Height(m)	Comments
AV	5.7586G	92.62	Inf	-Inf	3.48	3	H	182	3.69	-
PK	5.6482G	59.81	68.20	-8.39	3.39	3	H	182	3.69	-
PK	5.7586G	101.71	Inf	-Inf	3.48	3	H	182	3.69	-
PK	5.9278G	56.75	68.20	-11.45	3.62	3	H	182	3.69	-

802.11ac VHT40_Nss1,(MCS0)_3TX

5755MHz_TX

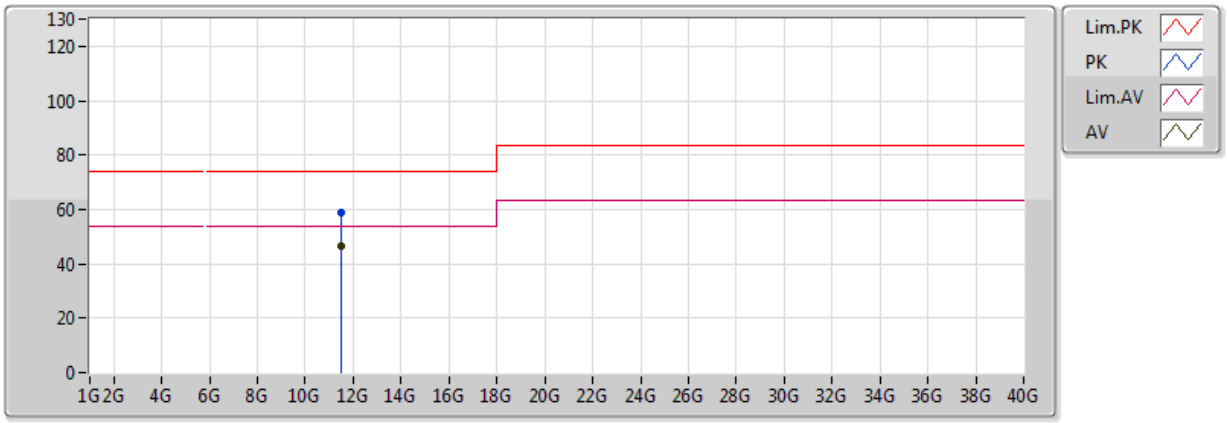

EUT = Z axis

Type	Freq(Hz)	Level(dBuV/m)	Limit(dBuV/m)	Margin(dB)	Factor(dB)	Dist(m)	Pol.(H/V)	Azimuth(°)	Height(m)	Comments
AV	11.51G	46.32	54.00	-7.68	13.59	3	V	177	1.29	-
PK	11.51G	58.72	74.00	-15.28	13.59	3	V	177	1.29	-

802.11ac VHT40_Nss1,(MCS0)_3TX

5755MHz_TX

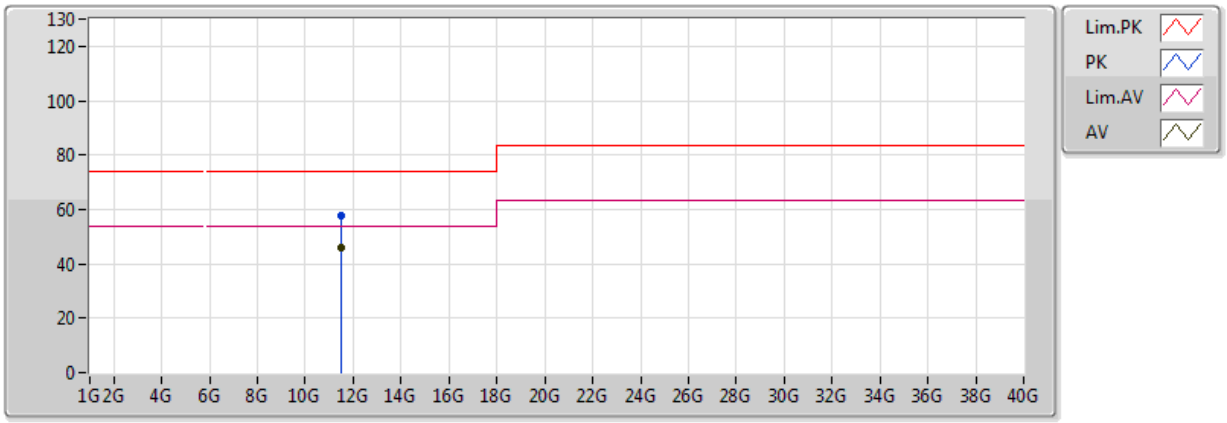

EUT = Z axis

Type	Freq(Hz)	Level(dBuV/m)	Limit(dBuV/m)	Margin(dB)	Factor(dB)	Dist(m)	Pol.(H/V)	Azimuth(°)	Height(m)	Comments
AV	11.51G	45.67	54.00	-8.33	13.59	3	H	174	2.28	-
PK	11.51G	57.83	74.00	-16.17	13.59	3	H	174	2.28	-

802.11ac VHT40_Nss1,(MCS0)_3TX

5795MHz_TX

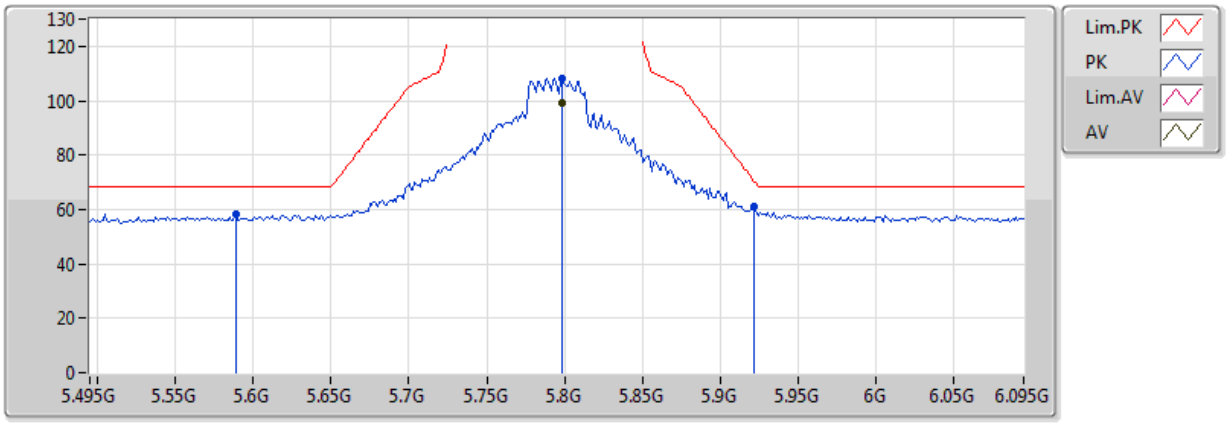

EUT = Z axis

Type	Freq(Hz)	Level(dBuV/m)	Limit(dBuV/m)	Margin(dB)	Factor(dB)	Dist(m)	Pol.(H/V)	Azimuth(°)	Height(m)	Comments
AV	5.7986G	99.26	Inf	-Inf	3.51	3	V	165	3.69	-
PK	5.5886G	58.39	68.20	-9.81	3.34	3	V	165	3.69	-
PK	5.7986G	108.10	Inf	-Inf	3.51	3	V	165	3.69	-
PK	5.9222G	60.90	70.27	-9.37	3.62	3	V	165	3.69	-

802.11ac VHT40_Nss1,(MCS0)_3TX

5795MHz_TX

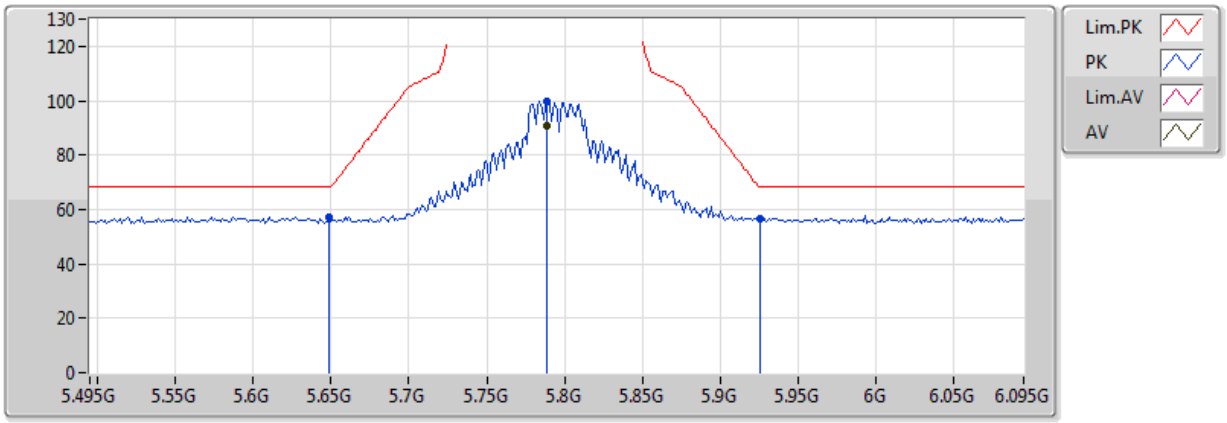

EUT = Z axis

Type	Freq(Hz)	Level(dBuV/m)	Limit(dBuV/m)	Margin(dB)	Factor(dB)	Dist(m)	Pol.(H/V)	Azimuth(°)	Height(m)	Comments
AV	5.789G	90.77	Inf	-Inf	3.50	3	H	41	2.23	-
PK	5.6486G	57.41	68.20	-10.79	3.39	3	H	41	2.23	-
PK	5.789G	99.87	Inf	-Inf	3.50	3	H	41	2.23	-
PK	5.9258G	56.82	68.20	-11.38	3.62	3	H	41	2.23	-

802.11ac VHT40_Nss1,(MCS0)_3TX

5795MHz_TX

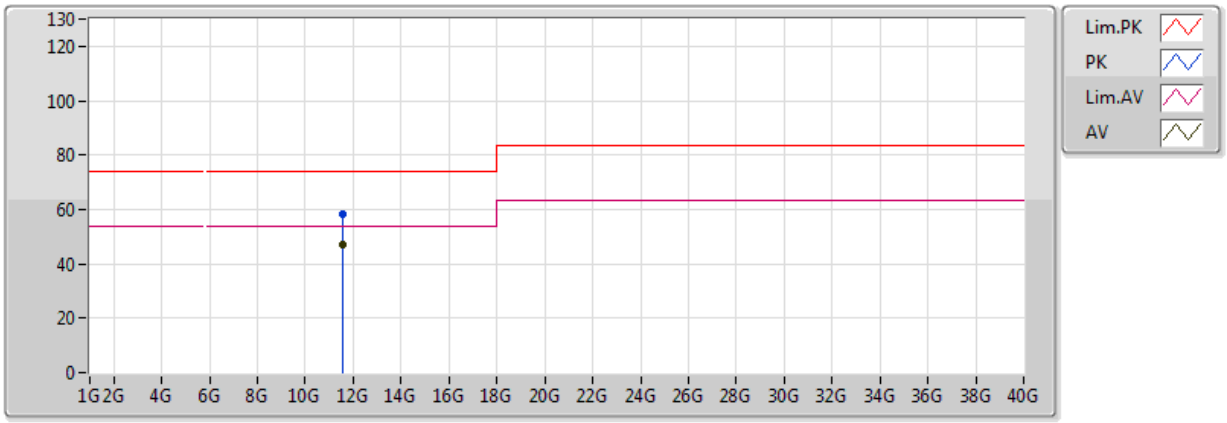

EUT = Z axis

Type	Freq(Hz)	Level(dBuV/m)	Limit(dBuV/m)	Margin(dB)	Factor(dB)	Dist(m)	Pol.(H/V)	Azimuth(°)	Height(m)	Comments
AV	11.59G	47.25	54.00	-6.75	13.46	3	V	25	3.49	-
PK	11.59G	58.08	74.00	-15.92	13.46	3	V	25	3.49	-

802.11ac VHT40_Nss1,(MCS0)_3TX

5795MHz_TX

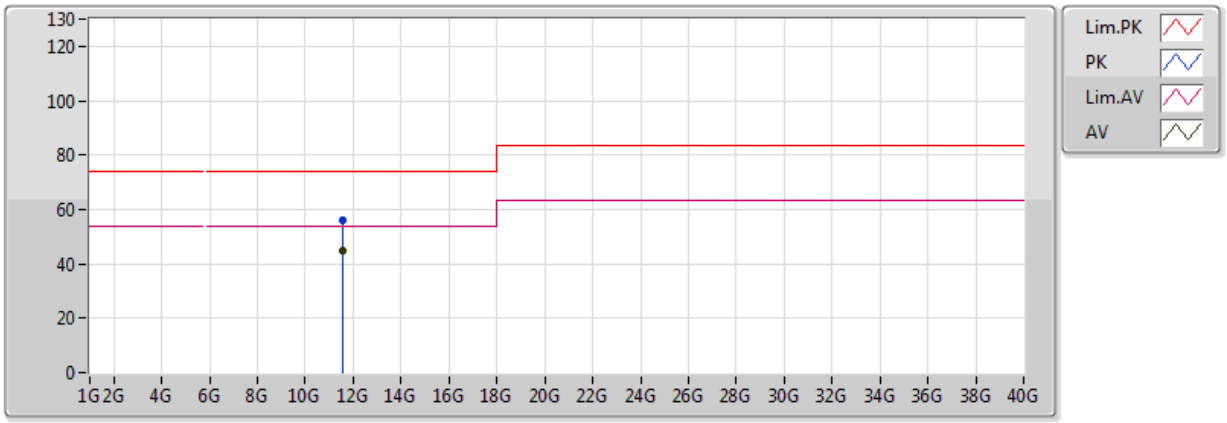

EUT = Z axis

Type	Freq(Hz)	Level(dBuV/m)	Limit(dBuV/m)	Margin(dB)	Factor(dB)	Dist(m)	Pol.(H/V)	Azimuth(°)	Height(m)	Comments
AV	11.59G	45.06	54.00	-8.94	13.46	3	H	154	3.62	-
PK	11.59G	56.23	74.00	-17.77	13.46	3	H	154	3.62	-

802.11ac VHT80_Nss1,(MCS0)_3TX

5210MHz_TX

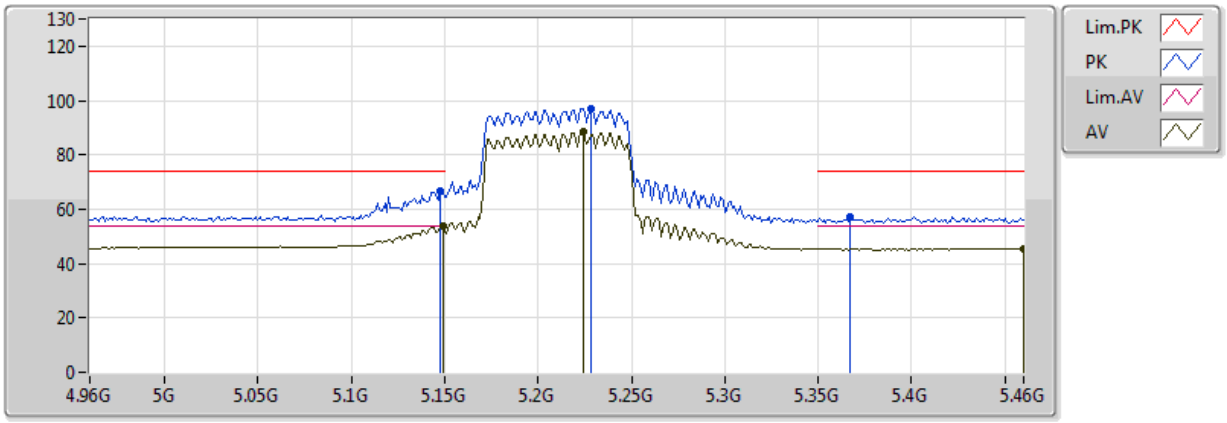

EUT = Z axis

Type	Freq(Hz)	Level(dBuV/m)	Limit(dBuV/m)	Margin(dB)	Factor(dB)	Dist(m)	Pol.(H/V)	Azimuth(°)	Height(m)	Comments
AV	5.149G	53.81	54.00	-0.19	2.90	3	V	146	1.26	-
AV	5.224G	88.40	Inf	-Inf	2.98	3	V	146	1.26	-
AV	5.46G	45.44	54.00	-8.56	3.23	3	V	146	1.26	-
PK	5.148G	66.55	74.00	-7.45	2.90	3	V	146	1.26	-
PK	5.228G	97.03	Inf	-Inf	2.98	3	V	146	1.26	-
PK	5.367G	57.23	74.00	-16.77	3.13	3	V	146	1.26	-

802.11ac VHT80_Nss1,(MCS0)_3TX

5210MHz_TX

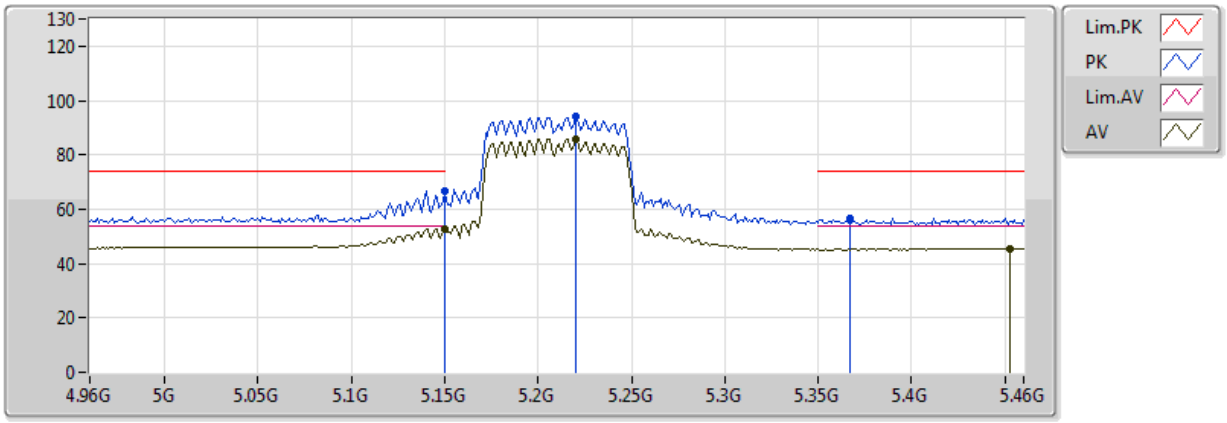

EUT = Z axis

Type	Freq(Hz)	Level(dBuV/m)	Limit(dBuV/m)	Margin(dB)	Factor(dB)	Dist(m)	Pol.(H/V)	Azimuth(°)	Height(m)	Comments
AV	5.149995G	52.90	54.00	-1.10	2.90	3	H	184	2.80	-
AV	5.22G	85.79	Inf	-Inf	2.97	3	H	184	2.80	-
AV	5.453G	45.48	54.00	-8.52	3.22	3	H	184	2.80	-
PK	5.149995G	66.63	74.00	-7.37	2.90	3	H	184	2.80	-
PK	5.22G	94.06	Inf	-Inf	2.97	3	H	184	2.80	-
PK	5.367G	56.86	74.00	-17.14	3.13	3	H	184	2.80	-

802.11ac VHT80_Nss1,(MCS0)_3TX

5210MHz_TX

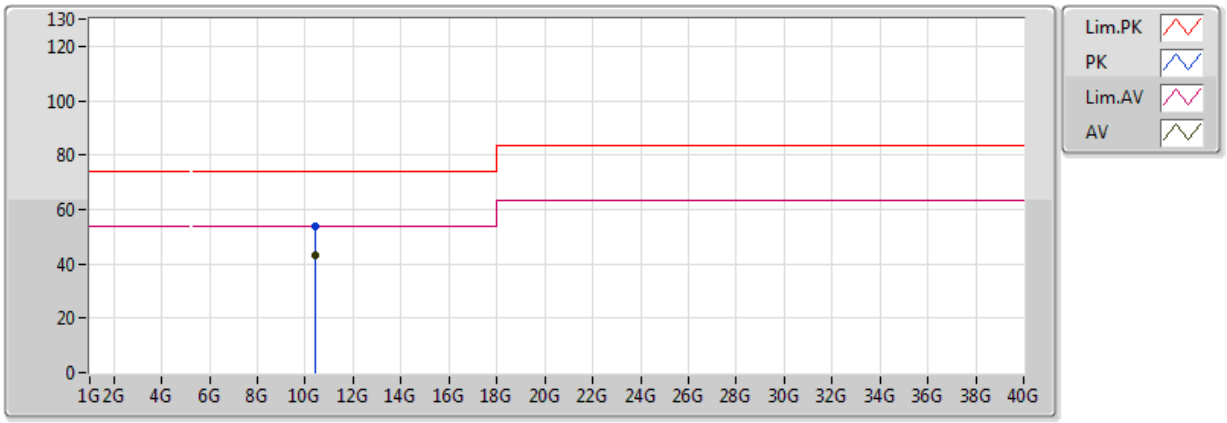

EUT = Z axis

Type	Freq(Hz)	Level(dBuV/m)	Limit(dBuV/m)	Margin(dB)	Factor(dB)	Dist(m)	Pol.(H/V)	Azimuth(°)	Height(m)	Comments
AV	10.42G	42.91	54.00	-11.09	12.94	3	V	360	1.50	-
PK	10.42G	54.06	74.00	-19.94	12.94	3	V	360	1.50	-

802.11ac VHT80_Nss1,(MCS0)_3TX

5210MHz_TX

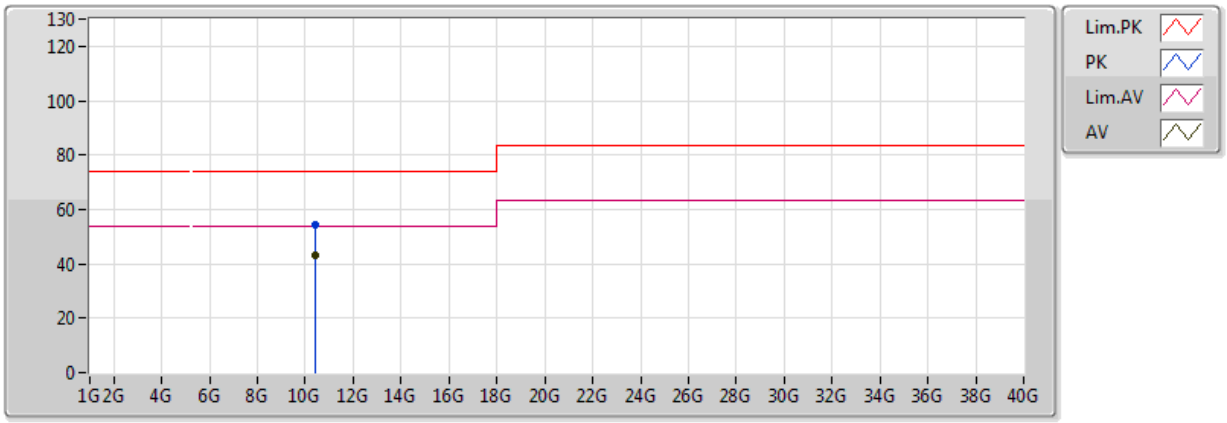

EUT = Z axis

Type	Freq(Hz)	Level(dBuV/m)	Limit(dBuV/m)	Margin(dB)	Factor(dB)	Dist(m)	Pol.(H/V)	Azimuth(°)	Height(m)	Comments
AV	10.42G	42.89	54.00	-11.11	12.94	3	H	0	1.50	-
PK	10.42G	54.49	74.00	-19.51	12.94	3	H	0	1.50	-

802.11ac VHT80_Nss1,(MCS0)_3TX

5775MHz_TX

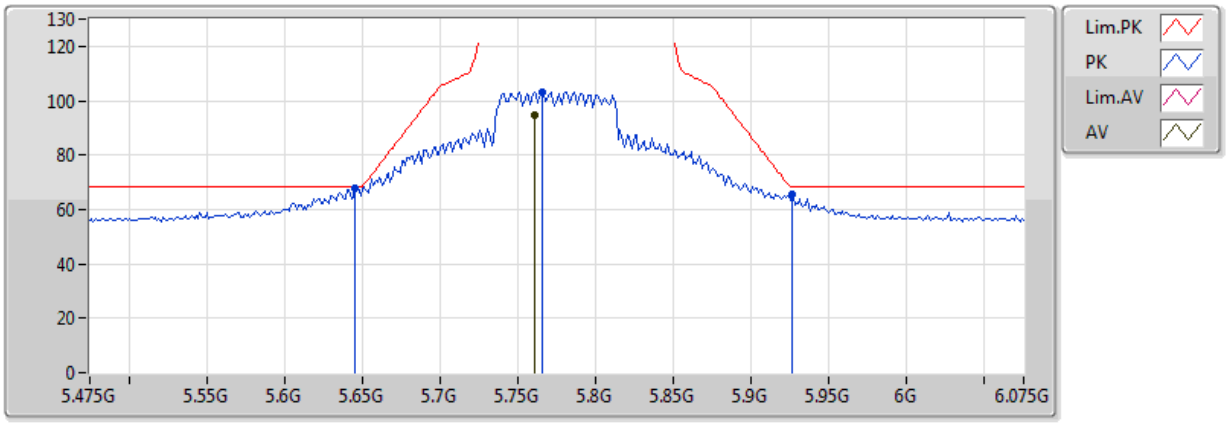

EUT = Z axis

Type	Freq(Hz)	Level(dBuV/m)	Limit(dBuV/m)	Margin(dB)	Factor(dB)	Dist(m)	Pol.(H/V)	Azimuth(°)	Height(m)	Comments
AV	5.7606G	94.66	Inf	-Inf	3.48	3	V	160	3.04	-
PK	5.6454G	68.05	68.20	-0.15	3.39	3	V	160	3.04	-
PK	5.7654G	103.21	Inf	-Inf	3.49	3	V	160	3.04	-
PK	5.9262G	65.65	68.20	-2.55	3.62	3	V	160	3.04	-

802.11ac VHT80_Nss1,(MCS0)_3TX

5775MHz_TX

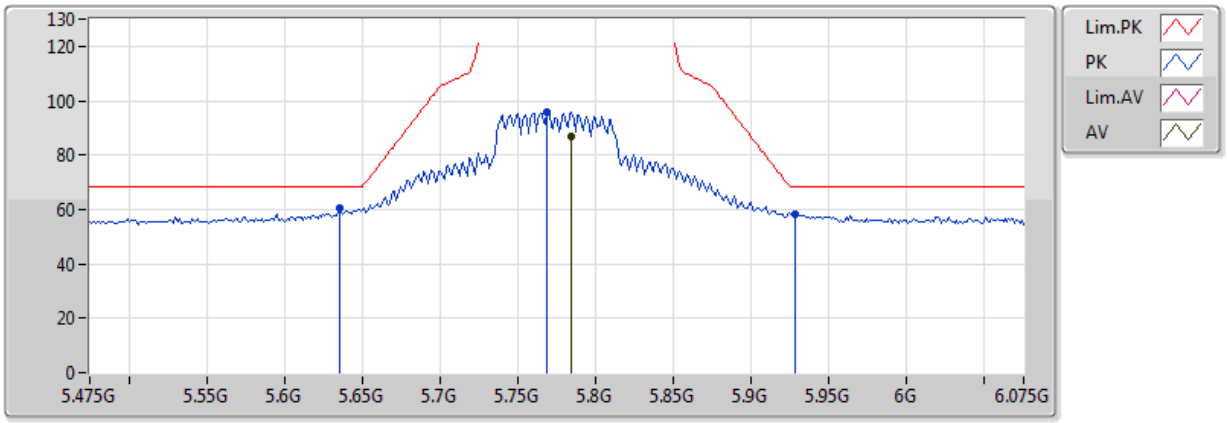

EUT = Z axis

Type	Freq(Hz)	Level(dBuV/m)	Limit(dBuV/m)	Margin(dB)	Factor(dB)	Dist(m)	Pol.(H/V)	Azimuth(°)	Height(m)	Comments
AV	5.7846G	86.61	Inf	-Inf	3.50	3	H	45	2.24	-
PK	5.6358G	60.49	68.20	-7.71	3.38	3	H	45	2.24	-
PK	5.769G	96.01	Inf	-Inf	3.49	3	H	45	2.24	-
PK	5.9286G	58.42	68.20	-9.78	3.62	3	H	45	2.24	-

802.11ac VHT80_Nss1,(MCS0)_3TX

5775MHz_TX

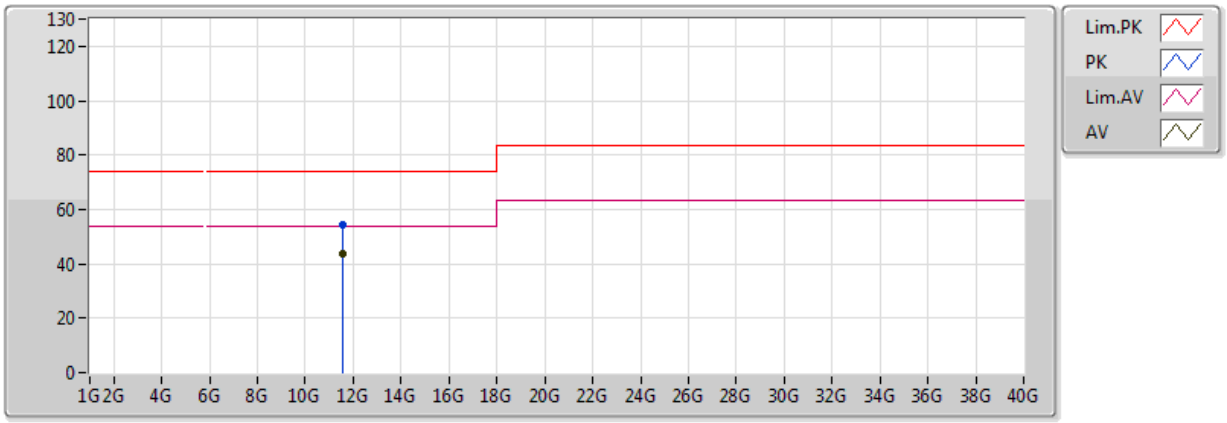

EUT = Z axis

Type	Freq(Hz)	Level(dBuV/m)	Limit(dBuV/m)	Margin(dB)	Factor(dB)	Dist(m)	Pol.(H/V)	Azimuth(°)	Height(m)	Comments
AV	11.55G	43.49	54.00	-10.51	13.52	3	V	0	1.50	-
PK	11.55G	54.38	74.00	-19.62	13.52	3	V	0	1.50	-

802.11ac VHT80_Nss1,(MCS0)_3TX

5775MHz_TX

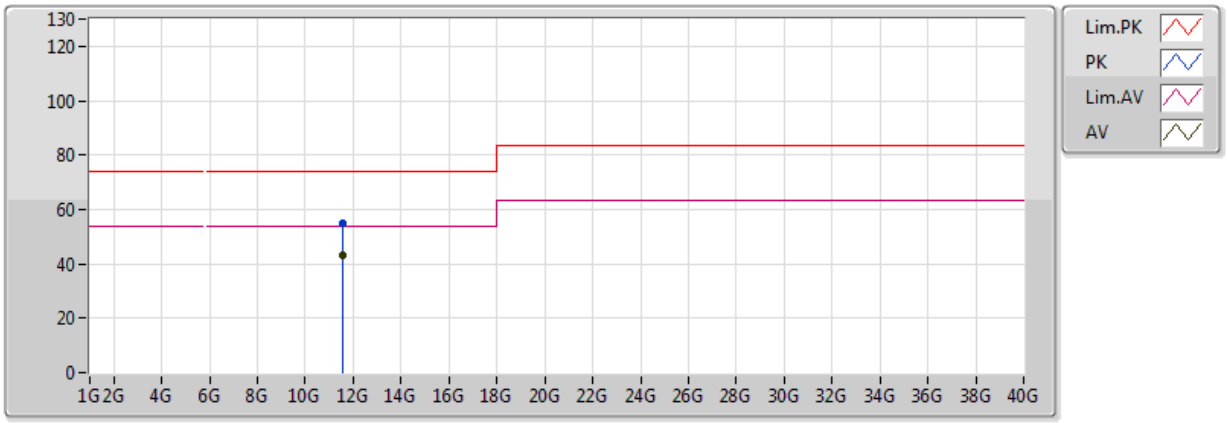

EUT = Z axis

Type	Freq(Hz)	Level(dBuV/m)	Limit(dBuV/m)	Margin(dB)	Factor(dB)	Dist(m)	Pol.(H/V)	Azimuth(°)	Height(m)	Comments
AV	11.55G	43.22	54.00	-10.78	13.52	3	H	360	1.50	-
PK	11.55G	54.84	74.00	-19.16	13.52	3	H	360	1.50	-

Summary

Mode	Result	Type	Freq (Hz)	Level (dBuV/m)	Limit (dBuV/m)	Margin (dB)	Factor (dB)	Dist (m)	Pol. (H/V)	Azimuth (°)	Height (m)	Comments
802.11ac VHT20_Nss1,(MCS0)_3TX	-	-	-	-	-	-	-	-	-	-	-	-
5.15-5.25GHz	Pass	PK	5.149995G	73.64	74.00	-0.36	2.90	3	V	283	1.04	-
802.11ac VHT40_Nss1,(MCS0)_3TX	-	-	-	-	-	-	-	-	-	-	-	-
5.725-5.85GHz	Pass	PK	5.647G	67.49	68.20	-0.71	3.39	3	V	13	2.60	-

Result

Mode	Result	Type	Freq (Hz)	Level (dBuV/m)	Limit (dBuV/m)	Margin (dB)	Factor (dB)	Dist (m)	Pol. (H/V)	Azimuth (°)	Height (m)	Comments
802.11a_(6Mbps)_3TX	-	-	-	-	-	-	-	-	-	-	-	-
5180MHz	Pass	AV	5.1482G	48.99	54.00	-5.01	2.90	3	H	178	2.85	-
5180MHz	Pass	AV	5.183G	92.78	Inf	-Inf	2.93	3	H	178	2.85	-
5180MHz	Pass	PK	5.148G	65.98	74.00	-8.02	2.90	3	H	178	2.85	-
5180MHz	Pass	PK	5.1832G	101.07	Inf	-Inf	2.93	3	H	178	2.85	-
5180MHz	Pass	AV	5.1498G	53.60	54.00	-0.40	2.90	3	V	283	1.01	-
5180MHz	Pass	AV	5.1846G	97.39	Inf	-Inf	2.93	3	V	283	1.01	-
5180MHz	Pass	PK	5.1496G	72.29	74.00	-1.71	2.90	3	V	283	1.01	-
5180MHz	Pass	PK	5.1846G	105.34	Inf	-Inf	2.93	3	V	283	1.01	-
5180MHz	Pass	AV	10.36G	43.33	54.00	-10.67	12.78	3	H	0	1.50	-
5180MHz	Pass	PK	10.36G	55.05	74.00	-18.95	12.78	3	H	0	1.50	-
5180MHz	Pass	AV	10.36G	43.52	54.00	-10.48	12.78	3	V	360	1.50	-
5180MHz	Pass	PK	10.36G	55.16	74.00	-18.84	12.78	3	V	360	1.50	-
5200MHz	Pass	AV	5.1476G	46.41	54.00	-7.59	2.90	3	H	176	2.65	-
5200MHz	Pass	AV	5.2032G	94.06	Inf	-Inf	2.95	3	H	176	2.65	-
5200MHz	Pass	PK	5.1476G	59.28	74.00	-14.72	2.90	3	H	176	2.65	-
5200MHz	Pass	PK	5.198G	102.56	Inf	-Inf	2.95	3	H	176	2.65	-
5200MHz	Pass	AV	5.1476G	48.42	54.00	-5.58	2.90	3	V	256	2.34	-
5200MHz	Pass	AV	5.2024G	100.35	Inf	-Inf	2.95	3	V	256	2.34	-
5200MHz	Pass	PK	5.148G	62.99	74.00	-11.01	2.90	3	V	256	2.34	-
5200MHz	Pass	PK	5.2024G	108.84	Inf	-Inf	2.95	3	V	256	2.34	-
5200MHz	Pass	AV	10.4G	43.29	54.00	-10.71	12.89	3	H	0	1.50	-
5200MHz	Pass	PK	10.4G	55.11	74.00	-18.89	12.89	3	H	0	1.50	-
5200MHz	Pass	AV	10.4G	43.39	54.00	-10.61	12.89	3	V	360	1.50	-
5200MHz	Pass	PK	10.4G	54.96	74.00	-19.04	12.89	3	V	360	1.50	-
5240MHz	Pass	AV	5.1482G	46.23	54.00	-7.77	2.90	3	H	177	3.69	-
5240MHz	Pass	AV	5.2436G	94.84	Inf	-Inf	3.00	3	H	177	3.69	-
5240MHz	Pass	AV	5.3678G	45.48	54.00	-8.52	3.13	3	H	177	3.69	-
5240MHz	Pass	PK	5.123G	58.70	74.00	-15.30	2.87	3	H	177	3.69	-
5240MHz	Pass	PK	5.2388G	104.49	Inf	-Inf	2.99	3	H	177	3.69	-
5240MHz	Pass	PK	5.3516G	57.66	74.00	-16.34	3.11	3	H	177	3.69	-
5240MHz	Pass	AV	5.1494G	46.65	54.00	-7.35	2.90	3	V	257	2.31	-
5240MHz	Pass	AV	5.2418G	101.55	Inf	-Inf	3.00	3	V	257	2.31	-
5240MHz	Pass	AV	5.3504G	45.79	54.00	-8.21	3.11	3	V	257	2.31	-
5240MHz	Pass	PK	5.1488G	58.58	74.00	-15.42	2.90	3	V	257	2.31	-
5240MHz	Pass	PK	5.2472G	110.90	Inf	-Inf	3.00	3	V	257	2.31	-
5240MHz	Pass	PK	5.3696G	57.22	74.00	-16.78	3.13	3	V	257	2.31	-
5240MHz	Pass	AV	10.48G	43.58	54.00	-10.42	13.10	3	H	360	1.50	-
5240MHz	Pass	PK	10.48G	55.41	74.00	-18.59	13.10	3	H	360	1.50	-
5240MHz	Pass	AV	10.48G	43.62	54.00	-10.38	13.10	3	V	0	1.50	-
5240MHz	Pass	PK	10.48G	55.61	74.00	-18.39	13.10	3	V	0	1.50	-
5745MHz	Pass	AV	5.739G	88.79	Inf	-Inf	3.47	3	H	69	1.02	-
5745MHz	Pass	PK	5.6154G	57.84	68.20	-10.36	3.36	3	H	69	1.02	-
5745MHz	Pass	PK	5.7378G	98.96	Inf	-Inf	3.47	3	H	69	1.02	-
5745MHz	Pass	PK	5.9682G	57.36	68.20	-10.84	3.65	3	H	69	1.02	-
5745MHz	Pass	AV	5.7426G	95.51	Inf	-Inf	3.47	3	V	5	2.61	-
5745MHz	Pass	PK	5.6478G	61.24	68.20	-6.96	3.39	3	V	5	2.61	-
5745MHz	Pass	PK	5.7414G	106.13	Inf	-Inf	3.47	3	V	5	2.61	-

Mode	Result	Type	Freq (Hz)	Level (dBuV/m)	Limit (dBuV/m)	Margin (dB)	Factor (dB)	Dist (m)	Pol. (H/V)	Azimuth (°)	Height (m)	Comments
5745MHz	Pass	PK	5.9814G	57.50	68.20	-10.70	3.67	3	V	5	2.61	-
5745MHz	Pass	AV	11.49G	43.74	54.00	-10.26	13.63	3	H	0	1.50	-
5745MHz	Pass	PK	11.49G	56.14	74.00	-17.86	13.63	3	H	0	1.50	-
5745MHz	Pass	AV	11.49G	43.77	54.00	-10.23	13.63	3	V	360	1.50	-
5745MHz	Pass	PK	11.49G	55.30	74.00	-18.70	13.63	3	V	360	1.50	-
5785MHz	Pass	AV	5.7886G	87.68	Inf	-Inf	3.50	3	H	135	2.36	-
5785MHz	Pass	PK	5.5618G	57.48	68.20	-10.72	3.32	3	H	135	2.36	-
5785MHz	Pass	PK	5.7838G	97.99	Inf	-Inf	3.50	3	H	135	2.36	-
5785MHz	Pass	PK	5.9362G	57.25	68.20	-10.95	3.63	3	H	135	2.36	-
5785MHz	Pass	AV	5.779G	94.65	Inf	-Inf	3.50	3	V	15	2.70	-
5785MHz	Pass	PK	5.569G	58.55	68.20	-9.65	3.33	3	V	15	2.70	-
5785MHz	Pass	PK	5.7838G	104.68	Inf	-Inf	3.50	3	V	15	2.70	-
5785MHz	Pass	PK	5.947G	58.94	68.20	-9.26	3.64	3	V	15	2.70	-
5785MHz	Pass	AV	11.57G	43.54	54.00	-10.46	13.49	3	H	360	1.50	-
5785MHz	Pass	PK	11.57G	55.57	74.00	-18.43	13.49	3	H	360	1.50	-
5785MHz	Pass	AV	11.57G	43.62	54.00	-10.38	13.49	3	V	0	1.50	-
5785MHz	Pass	PK	11.57G	55.02	74.00	-18.98	13.49	3	V	0	1.50	-
5825MHz	Pass	AV	5.8274G	89.25	Inf	-Inf	3.53	3	H	164	2.51	-
5825MHz	Pass	PK	5.609G	58.14	68.20	-10.06	3.36	3	H	164	2.51	-
5825MHz	Pass	PK	5.8274G	98.50	Inf	-Inf	3.53	3	H	164	2.51	-
5825MHz	Pass	PK	5.9846G	57.38	68.20	-10.82	3.67	3	H	164	2.51	-
5825MHz	Pass	AV	5.8286G	93.66	Inf	-Inf	3.54	3	V	256	2.41	-
5825MHz	Pass	PK	5.585G	57.56	68.20	-10.64	3.34	3	V	256	2.41	-
5825MHz	Pass	PK	5.819G	103.50	Inf	-Inf	3.53	3	V	256	2.41	-
5825MHz	Pass	PK	5.9306G	58.69	68.20	-9.51	3.62	3	V	256	2.41	-
5825MHz	Pass	AV	11.65G	43.76	54.00	-10.24	13.35	3	H	0	1.50	-
5825MHz	Pass	PK	11.65G	55.68	74.00	-18.32	13.35	3	H	0	1.50	-
5825MHz	Pass	AV	11.65G	43.74	54.00	-10.26	13.35	3	V	360	1.50	-
5825MHz	Pass	PK	11.65G	55.38	74.00	-18.62	13.35	3	V	360	1.50	-
802.11ac VHT20_Nss1,(MCS0)_3TX	-	-	-	-	-	-	-	-	-	-	-	-
5180MHz	Pass	AV	5.149995G	48.97	54.00	-5.03	2.90	3	H	179	2.67	-
5180MHz	Pass	AV	5.183G	93.03	Inf	-Inf	2.93	3	H	179	2.67	-
5180MHz	Pass	PK	5.1494G	66.97	74.00	-7.03	2.90	3	H	179	2.67	-
5180MHz	Pass	PK	5.1878G	100.91	Inf	-Inf	2.94	3	H	179	2.67	-
5180MHz	Pass	AV	5.149995G	53.61	54.00	-0.39	2.90	3	V	283	1.04	-
5180MHz	Pass	AV	5.1846G	97.07	Inf	-Inf	2.93	3	V	283	1.04	-
5180MHz	Pass	PK	5.149995G	73.64	74.00	-0.36	2.90	3	V	283	1.04	-
5180MHz	Pass	PK	5.1846G	105.14	Inf	-Inf	2.93	3	V	283	1.04	-
5180MHz	Pass	AV	10.36G	43.32	54.00	-10.68	12.78	3	H	360	1.50	-
5180MHz	Pass	PK	10.36G	55.01	74.00	-18.99	12.78	3	H	360	1.50	-
5180MHz	Pass	AV	10.36G	43.33	54.00	-10.67	12.78	3	V	0	1.50	-
5180MHz	Pass	PK	10.36G	54.98	74.00	-19.02	12.78	3	V	0	1.50	-
5200MHz	Pass	AV	5.1472G	46.31	54.00	-7.69	2.90	3	H	178	3.69	-
5200MHz	Pass	AV	5.2032G	93.61	Inf	-Inf	2.95	3	H	178	3.69	-
5200MHz	Pass	PK	5.112G	57.42	74.00	-16.58	2.86	3	H	178	3.69	-
5200MHz	Pass	PK	5.2028G	101.79	Inf	-Inf	2.95	3	H	178	3.69	-
5200MHz	Pass	AV	5.1464G	47.90	54.00	-6.10	2.90	3	V	257	2.37	-
5200MHz	Pass	AV	5.202G	99.96	Inf	-Inf	2.95	3	V	257	2.37	-
5200MHz	Pass	PK	5.1472G	59.78	74.00	-14.22	2.90	3	V	257	2.37	-

Mode	Result	Type	Freq (Hz)	Level (dBuV/m)	Limit (dBuV/m)	Margin (dB)	Factor (dB)	Dist (m)	Pol. (H/V)	Azimuth (°)	Height (m)	Comments
5200MHz	Pass	PK	5.202G	108.31	Inf	-Inf	2.95	3	V	257	2.37	-
5200MHz	Pass	AV	10.4G	43.44	54.00	-10.56	12.89	3	H	0	1.50	-
5200MHz	Pass	PK	10.4G	55.15	74.00	-18.85	12.89	3	H	0	1.50	-
5200MHz	Pass	AV	10.4G	43.47	54.00	-10.53	12.89	3	V	360	1.50	-
5200MHz	Pass	PK	10.4G	55.94	74.00	-18.06	12.89	3	V	360	1.50	-
5240MHz	Pass	AV	5.1068G	46.30	54.00	-7.70	2.86	3	H	159	3.69	-
5240MHz	Pass	AV	5.2442G	94.93	Inf	-Inf	3.00	3	H	159	3.69	-
5240MHz	Pass	AV	5.357G	45.50	54.00	-8.50	3.12	3	H	159	3.69	-
5240MHz	Pass	PK	5.132G	57.91	74.00	-16.09	2.88	3	H	159	3.69	-
5240MHz	Pass	PK	5.2388G	104.53	Inf	-Inf	2.99	3	H	159	3.69	-
5240MHz	Pass	PK	5.3882G	58.00	74.00	-16.00	3.15	3	H	159	3.69	-
5240MHz	Pass	AV	5.1464G	46.59	54.00	-7.41	2.90	3	V	257	2.37	-
5240MHz	Pass	AV	5.2418G	101.20	Inf	-Inf	3.00	3	V	257	2.37	-
5240MHz	Pass	AV	5.3672G	45.80	54.00	-8.20	3.13	3	V	257	2.37	-
5240MHz	Pass	PK	5.144G	58.38	74.00	-15.62	2.89	3	V	257	2.37	-
5240MHz	Pass	PK	5.2424G	110.34	Inf	-Inf	3.00	3	V	257	2.37	-
5240MHz	Pass	PK	5.3618G	57.50	74.00	-16.50	3.12	3	V	257	2.37	-
5240MHz	Pass	AV	10.48G	43.54	54.00	-10.46	13.10	3	H	360	1.50	-
5240MHz	Pass	PK	10.48G	55.29	74.00	-18.71	13.10	3	H	360	1.50	-
5240MHz	Pass	AV	10.48G	43.58	54.00	-10.42	13.10	3	V	0	1.50	-
5240MHz	Pass	PK	10.48G	55.21	74.00	-18.79	13.10	3	V	0	1.50	-
5745MHz	Pass	AV	5.7378G	89.59	Inf	-Inf	3.47	3	H	68	1.01	-
5745MHz	Pass	PK	5.613G	56.87	68.20	-11.33	3.36	3	H	68	1.01	-
5745MHz	Pass	PK	5.7438G	97.20	Inf	-Inf	3.47	3	H	68	1.01	-
5745MHz	Pass	PK	5.9826G	56.18	68.20	-12.02	3.67	3	H	68	1.01	-
5745MHz	Pass	AV	5.7486G	95.30	Inf	-Inf	3.47	3	V	14	2.58	-
5745MHz	Pass	PK	5.6442G	59.91	68.20	-8.29	3.39	3	V	14	2.58	-
5745MHz	Pass	PK	5.739G	105.05	Inf	-Inf	3.47	3	V	14	2.58	-
5745MHz	Pass	PK	5.9466G	57.87	68.20	-10.33	3.64	3	V	14	2.58	-
5745MHz	Pass	AV	11.49G	43.81	54.00	-10.19	13.63	3	H	0	1.50	-
5745MHz	Pass	PK	11.49G	55.82	74.00	-18.18	13.63	3	H	0	1.50	-
5745MHz	Pass	AV	11.49G	43.79	54.00	-10.21	13.63	3	V	360	1.50	-
5745MHz	Pass	PK	11.49G	55.38	74.00	-18.62	13.63	3	V	360	1.50	-
5785MHz	Pass	AV	5.7886G	87.58	Inf	-Inf	3.50	3	H	135	2.36	-
5785MHz	Pass	PK	5.6326G	57.70	68.20	-10.50	3.38	3	H	135	2.36	-
5785MHz	Pass	PK	5.779G	97.82	Inf	-Inf	3.50	3	H	135	2.36	-
5785MHz	Pass	PK	5.9758G	57.77	68.20	-10.43	3.66	3	H	135	2.36	-
5785MHz	Pass	AV	5.779G	94.16	Inf	-Inf	3.50	3	V	14	2.48	-
5785MHz	Pass	PK	5.557G	56.88	68.20	-11.32	3.32	3	V	14	2.48	-
5785MHz	Pass	PK	5.779G	103.24	Inf	-Inf	3.50	3	V	14	2.48	-
5785MHz	Pass	PK	5.9686G	56.70	68.20	-11.50	3.65	3	V	14	2.48	-
5785MHz	Pass	AV	11.57G	43.72	54.00	-10.28	13.49	3	H	360	1.50	-
5785MHz	Pass	PK	11.57G	55.23	74.00	-18.77	13.49	3	H	360	1.50	-
5785MHz	Pass	AV	11.57G	43.70	54.00	-10.30	13.49	3	V	0	1.50	-
5785MHz	Pass	PK	11.57G	55.18	74.00	-18.82	13.49	3	V	0	1.50	-
5825MHz	Pass	AV	5.8286G	88.36	Inf	-Inf	3.54	3	H	150	2.53	-
5825MHz	Pass	PK	5.5514G	56.85	68.20	-11.35	3.31	3	H	150	2.53	-
5825MHz	Pass	PK	5.8286G	97.52	Inf	-Inf	3.54	3	H	150	2.53	-
5825MHz	Pass	PK	5.927G	56.70	68.20	-11.50	3.62	3	H	150	2.53	-

Mode	Result	Type	Freq (Hz)	Level (dBuV/m)	Limit (dBuV/m)	Margin (dB)	Factor (dB)	Dist (m)	Pol. (H/V)	Azimuth (°)	Height (m)	Comments
5825MHz	Pass	AV	5.8286G	93.34	Inf	-Inf	3.54	3	V	254	2.44	-
5825MHz	Pass	PK	5.6486G	58.54	68.20	-9.66	3.39	3	V	254	2.44	-
5825MHz	Pass	PK	5.8286G	103.02	Inf	-Inf	3.54	3	V	254	2.44	-
5825MHz	Pass	PK	5.9366G	60.73	68.20	-7.47	3.63	3	V	254	2.44	-
5825MHz	Pass	AV	11.65G	43.71	54.00	-10.29	13.35	3	H	0	1.50	-
5825MHz	Pass	PK	11.65G	54.65	74.00	-19.35	13.35	3	H	0	1.50	-
5825MHz	Pass	AV	11.65G	43.74	54.00	-10.26	13.35	3	V	360	1.50	-
5825MHz	Pass	PK	11.65G	55.47	74.00	-18.53	13.35	3	V	360	1.50	-
802.11ac VHT40_Nss1,(MCS0)_3TX	-	-	-	-	-	-	-	-	-	-	-	-
5190MHz	Pass	AV	5.148G	50.75	54.00	-3.25	2.90	3	H	175	3.69	-
5190MHz	Pass	AV	5.198G	86.34	Inf	-Inf	2.95	3	H	175	3.69	-
5190MHz	Pass	PK	5.148G	63.74	74.00	-10.26	2.90	3	H	175	3.69	-
5190MHz	Pass	PK	5.1832G	93.74	Inf	-Inf	2.93	3	H	175	3.69	-
5190MHz	Pass	AV	5.1464G	53.58	54.00	-0.42	2.90	3	V	258	2.31	-
5190MHz	Pass	AV	5.1972G	92.12	Inf	-Inf	2.95	3	V	258	2.31	-
5190MHz	Pass	PK	5.1464G	70.24	74.00	-3.76	2.90	3	V	258	2.31	-
5190MHz	Pass	PK	5.1968G	101.01	Inf	-Inf	2.95	3	V	258	2.31	-
5190MHz	Pass	AV	10.38G	43.32	54.00	-10.68	12.84	3	H	360	1.50	-
5190MHz	Pass	PK	10.38G	54.99	74.00	-19.01	12.84	3	H	360	1.50	-
5190MHz	Pass	AV	10.38G	43.35	54.00	-10.65	12.84	3	V	0	1.50	-
5190MHz	Pass	PK	10.38G	55.63	74.00	-18.37	12.84	3	V	0	1.50	-
5230MHz	Pass	AV	5.148G	49.59	54.00	-4.41	2.90	3	H	175	3.69	-
5230MHz	Pass	AV	5.2384G	91.26	Inf	-Inf	2.99	3	H	175	3.69	-
5230MHz	Pass	PK	5.1484G	62.53	74.00	-11.47	2.90	3	H	175	3.69	-
5230MHz	Pass	PK	5.2332G	99.54	Inf	-Inf	2.99	3	H	175	3.69	-
5230MHz	Pass	AV	5.1476G	52.25	54.00	-1.75	2.90	3	V	255	2.43	-
5230MHz	Pass	AV	5.222G	97.57	Inf	-Inf	2.97	3	V	255	2.43	-
5230MHz	Pass	PK	5.1472G	67.45	74.00	-6.55	2.90	3	V	255	2.43	-
5230MHz	Pass	PK	5.2368G	105.75	Inf	-Inf	2.99	3	V	255	2.43	-
5230MHz	Pass	AV	10.46G	43.50	54.00	-10.50	13.05	3	H	0	1.50	-
5230MHz	Pass	PK	10.46G	55.21	74.00	-18.79	13.05	3	H	0	1.50	-
5230MHz	Pass	AV	10.46G	43.48	54.00	-10.52	13.05	3	V	360	1.50	-
5230MHz	Pass	PK	10.46G	54.82	74.00	-19.18	13.05	3	V	360	1.50	-
5755MHz	Pass	AV	5.7478G	85.64	Inf	-Inf	3.47	3	H	66	1.03	-
5755MHz	Pass	PK	5.6386G	61.78	68.20	-6.42	3.38	3	H	66	1.03	-
5755MHz	Pass	PK	5.7478G	94.85	Inf	-Inf	3.47	3	H	66	1.03	-
5755MHz	Pass	PK	5.9626G	57.89	68.20	-10.31	3.65	3	H	66	1.03	-
5755MHz	Pass	AV	5.7442G	91.98	Inf	-Inf	3.47	3	V	13	2.60	-
5755MHz	Pass	PK	5.647G	67.49	68.20	-0.71	3.39	3	V	13	2.60	-
5755MHz	Pass	PK	5.7442G	101.94	Inf	-Inf	3.47	3	V	13	2.60	-
5755MHz	Pass	PK	5.947G	59.66	68.20	-8.54	3.64	3	V	13	2.60	-
5755MHz	Pass	AV	11.51G	43.65	54.00	-10.35	13.59	3	H	360	1.50	-
5755MHz	Pass	PK	11.51G	56.07	74.00	-17.93	13.59	3	H	360	1.50	-
5755MHz	Pass	AV	11.51G	43.70	54.00	-10.30	13.59	3	V	0	1.50	-
5755MHz	Pass	PK	11.51G	55.24	74.00	-18.76	13.59	3	V	0	1.50	-
5795MHz	Pass	AV	5.7878G	85.43	Inf	-Inf	3.50	3	H	69	1.01	-
5795MHz	Pass	PK	5.6054G	58.59	68.20	-9.61	3.35	3	H	69	1.01	-
5795MHz	Pass	PK	5.8034G	95.22	Inf	-Inf	3.51	3	H	69	1.01	-
5795MHz	Pass	PK	5.9426G	59.94	68.20	-8.26	3.63	3	H	69	1.01	-

Mode	Result	Type	Freq (Hz)	Level (dBuV/m)	Limit (dBuV/m)	Margin (dB)	Factor (dB)	Dist (m)	Pol. (H/V)	Azimuth (°)	Height (m)	Comments
5795MHz	Pass	AV	5.7866G	91.01	Inf	-Inf	3.50	3	V	2	2.48	-
5795MHz	Pass	PK	5.6462G	63.05	68.20	-5.15	3.39	3	V	2	2.48	-
5795MHz	Pass	PK	5.7866G	100.70	Inf	-Inf	3.50	3	V	2	2.48	-
5795MHz	Pass	PK	5.9282G	62.45	68.20	-5.75	3.62	3	V	2	2.48	-
5795MHz	Pass	AV	11.59G	43.66	54.00	-10.34	13.46	3	H	0	1.50	-
5795MHz	Pass	PK	11.59G	54.95	74.00	-19.05	13.46	3	H	0	1.50	-
5795MHz	Pass	AV	11.59G	43.64	54.00	-10.36	13.46	3	V	360	1.50	-
5795MHz	Pass	PK	11.59G	55.21	74.00	-18.79	13.46	3	V	360	1.50	-
802.11ac VHT80_Nss1,(MCS0)_3TX	-	-	-	-	-	-	-	-	-	-	-	-
5210MHz	Pass	AV	5.148G	50.90	54.00	-3.10	2.90	3	H	176	3.69	-
5210MHz	Pass	AV	5.223G	83.63	Inf	-Inf	2.98	3	H	176	3.69	-
5210MHz	Pass	AV	5.442G	45.54	54.00	-8.46	3.21	3	H	176	3.69	-
5210MHz	Pass	PK	5.142G	63.91	74.00	-10.09	2.89	3	H	176	3.69	-
5210MHz	Pass	PK	5.224G	91.39	Inf	-Inf	2.98	3	H	176	3.69	-
5210MHz	Pass	PK	5.4G	56.71	74.00	-17.29	3.16	3	H	176	3.69	-
5210MHz	Pass	AV	5.147G	53.38	54.00	-0.62	2.90	3	V	257	2.39	-
5210MHz	Pass	AV	5.227G	89.83	Inf	-Inf	2.98	3	V	257	2.39	-
5210MHz	Pass	AV	5.447G	45.67	54.00	-8.33	3.21	3	V	257	2.39	-
5210MHz	Pass	PK	5.148G	67.76	74.00	-6.24	2.90	3	V	257	2.39	-
5210MHz	Pass	PK	5.227G	98.44	Inf	-Inf	2.98	3	V	257	2.39	-
5210MHz	Pass	PK	5.446G	56.88	74.00	-17.12	3.21	3	V	257	2.39	-
5210MHz	Pass	AV	10.42G	43.43	54.00	-10.57	12.94	3	H	360	1.50	-
5210MHz	Pass	PK	10.42G	55.24	74.00	-18.76	12.94	3	H	360	1.50	-
5210MHz	Pass	AV	10.42G	43.45	54.00	-10.55	12.94	3	V	0	1.50	-
5210MHz	Pass	PK	10.42G	55.03	74.00	-18.97	12.94	3	V	0	1.50	-
5775MHz	Pass	AV	5.7378G	81.73	Inf	-Inf	3.47	3	H	66	1.01	-
5775MHz	Pass	PK	5.643G	63.25	68.20	-4.95	3.39	3	H	66	1.01	-
5775MHz	Pass	PK	5.7726G	91.48	Inf	-Inf	3.49	3	H	66	1.01	-
5775MHz	Pass	PK	5.9262G	59.55	68.20	-8.65	3.62	3	H	66	1.01	-
5775MHz	Pass	AV	5.7474G	87.52	Inf	-Inf	3.47	3	V	5	2.58	-
5775MHz	Pass	PK	5.6466G	67.20	68.20	-1.00	3.39	3	V	5	2.58	-
5775MHz	Pass	PK	5.7426G	97.80	Inf	-Inf	3.47	3	V	5	2.58	-
5775MHz	Pass	PK	5.9274G	64.09	68.20	-4.11	3.62	3	V	5	2.58	-
5775MHz	Pass	AV	11.55G	43.53	54.00	-10.47	13.52	3	H	0	1.50	-
5775MHz	Pass	PK	11.55G	55.09	74.00	-18.91	13.52	3	H	0	1.50	-
5775MHz	Pass	AV	11.55G	43.55	54.00	-10.45	13.52	3	V	360	1.50	-
5775MHz	Pass	PK	11.55G	55.12	74.00	-18.88	13.52	3	V	360	1.50	-

802.11a_(6Mbps)_3TX

5180MHz_TX

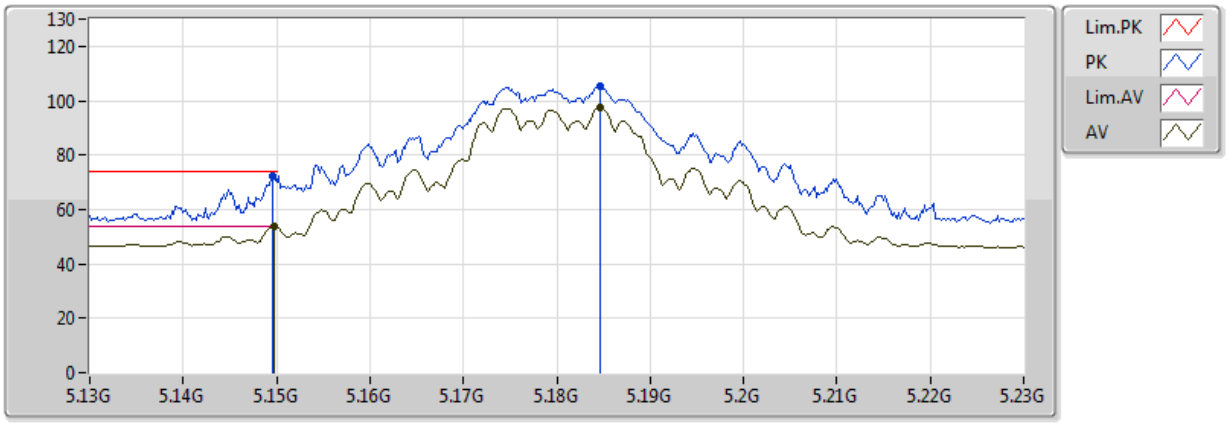

EUT = Z axis

Type	Freq(Hz)	Level(dBuV/m)	Limit(dBuV/m)	Margin(dB)	Factor(dB)	Dist(m)	Pol.(H/V)	Azimuth(°)	Height(m)	Comments
AV	5.1498G	53.60	54.00	-0.40	2.90	3	V	283	1.01	-
AV	5.1846G	97.39	Inf	-Inf	2.93	3	V	283	1.01	-
PK	5.1496G	72.29	74.00	-1.71	2.90	3	V	283	1.01	-
PK	5.1846G	105.34	Inf	-Inf	2.93	3	V	283	1.01	-

802.11a_(6Mbps)_3TX

5180MHz_TX

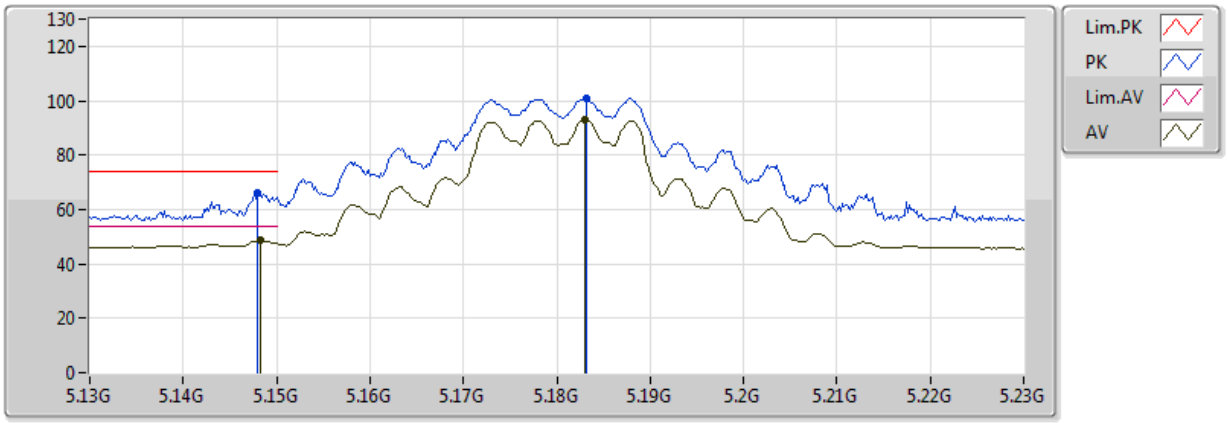

EUT = Z axis

Type	Freq(Hz)	Level(dBuV/m)	Limit(dBuV/m)	Margin(dB)	Factor(dB)	Dist(m)	Pol.(H/V)	Azimuth(°)	Height(m)	Comments
AV	5.1482G	48.99	54.00	-5.01	2.90	3	H	178	2.85	-
AV	5.183G	92.78	Inf	-Inf	2.93	3	H	178	2.85	-
PK	5.148G	65.98	74.00	-8.02	2.90	3	H	178	2.85	-
PK	5.1832G	101.07	Inf	-Inf	2.93	3	H	178	2.85	-

802.11a_(6Mbps)_3TX

5180MHz_TX

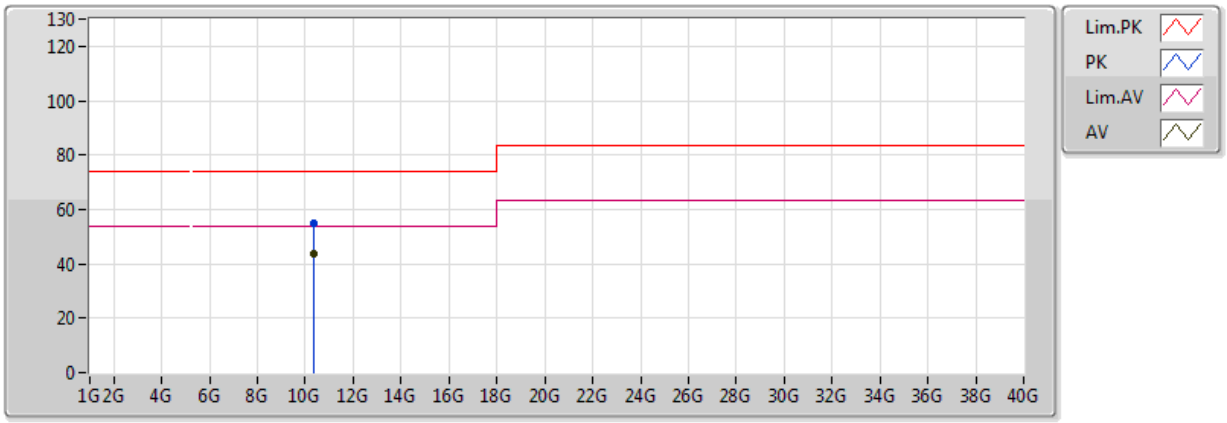

EUT = Z axis

Type	Freq(Hz)	Level(dBuV/m)	Limit(dBuV/m)	Margin(dB)	Factor(dB)	Dist(m)	Pol.(H/V)	Azimuth(°)	Height(m)	Comments
AV	10.36G	43.52	54.00	-10.48	12.78	3	V	360	1.50	-
PK	10.36G	55.16	74.00	-18.84	12.78	3	V	360	1.50	-

802.11a_(6Mbps)_3TX

5180MHz_TX

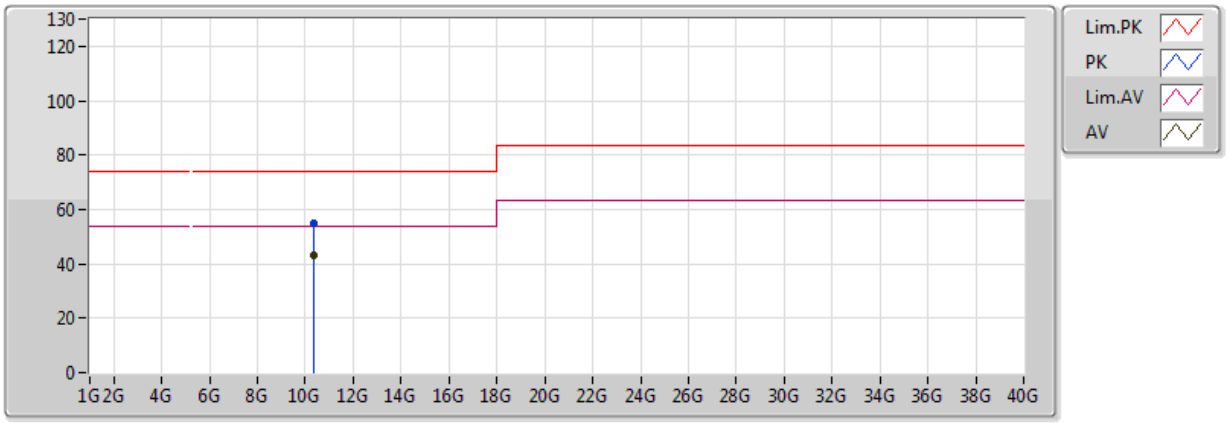

EUT = Z axis

Type	Freq(Hz)	Level(dBuV/m)	Limit(dBuV/m)	Margin(dB)	Factor(dB)	Dist(m)	Pol.(H/V)	Azimuth(°)	Height(m)	Comments
AV	10.36G	43.33	54.00	-10.67	12.78	3	H	0	1.50	-
PK	10.36G	55.05	74.00	-18.95	12.78	3	H	0	1.50	-

802.11a_(6Mbps)_3TX

5200MHz_TX

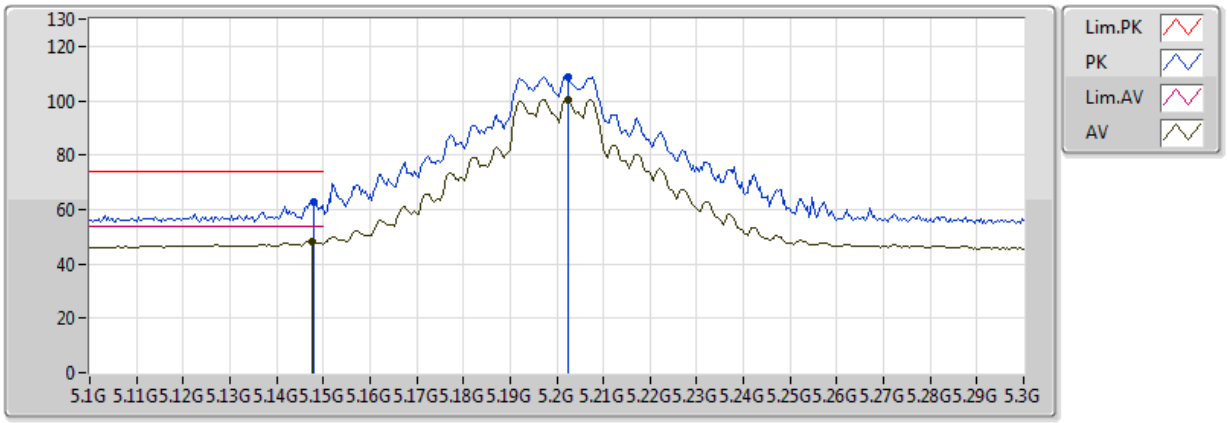

EUT = Z axis

Type	Freq(Hz)	Level(dBuV/m)	Limit(dBuV/m)	Margin(dB)	Factor(dB)	Dist(m)	Pol.(H/V)	Azimuth(°)	Height(m)	Comments
AV	5.1476G	48.42	54.00	-5.58	2.90	3	V	256	2.34	-
AV	5.2024G	100.35	Inf	-Inf	2.95	3	V	256	2.34	-
PK	5.148G	62.99	74.00	-11.01	2.90	3	V	256	2.34	-
PK	5.2024G	108.84	Inf	-Inf	2.95	3	V	256	2.34	-

802.11a_(6Mbps)_3TX

5200MHz_TX

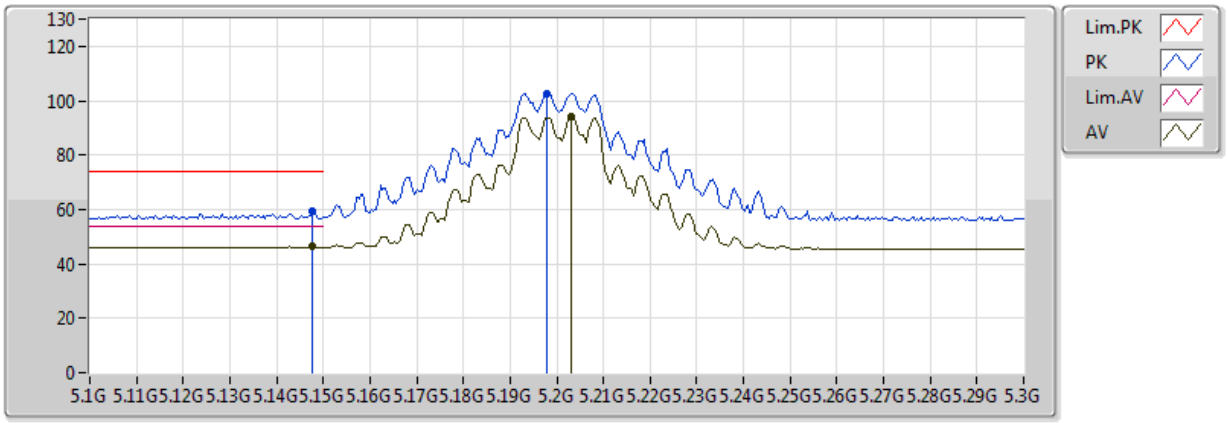

EUT = Z axis

Type	Freq(Hz)	Level(dBuV/m)	Limit(dBuV/m)	Margin(dB)	Factor(dB)	Dist(m)	Pol.(H/V)	Azimuth(°)	Height(m)	Comments
AV	5.1476G	46.41	54.00	-7.59	2.90	3	H	176	2.65	-
AV	5.2032G	94.06	Inf	-Inf	2.95	3	H	176	2.65	-
PK	5.1476G	59.28	74.00	-14.72	2.90	3	H	176	2.65	-
PK	5.198G	102.56	Inf	-Inf	2.95	3	H	176	2.65	-

802.11a_(6Mbps)_3TX

5200MHz_TX

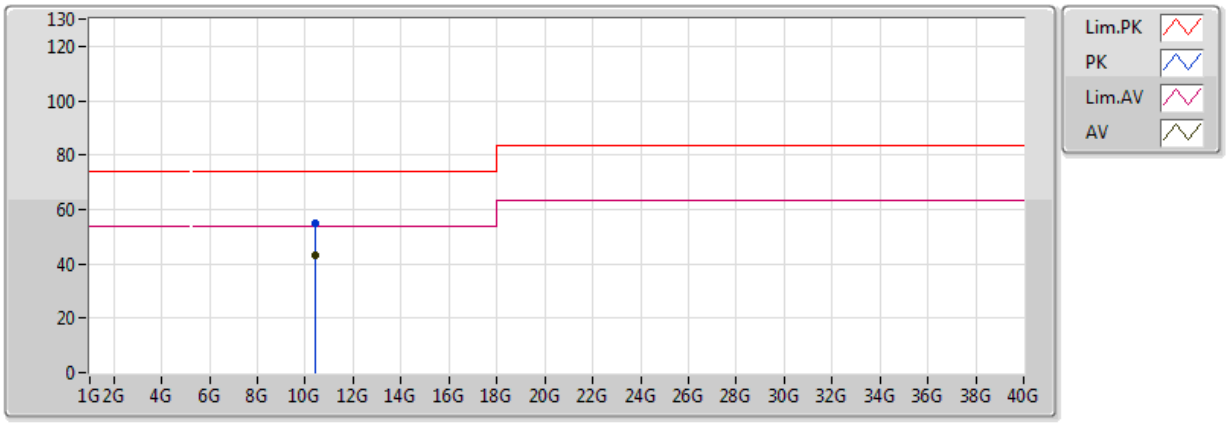

EUT = Z axis

Type	Freq(Hz)	Level(dBuV/m)	Limit(dBuV/m)	Margin(dB)	Factor(dB)	Dist(m)	Pol.(H/V)	Azimuth(°)	Height(m)	Comments
AV	10.4G	43.39	54.00	-10.61	12.89	3	V	360	1.50	-
PK	10.4G	54.96	74.00	-19.04	12.89	3	V	360	1.50	-

802.11a_(6Mbps)_3TX

5200MHz_TX

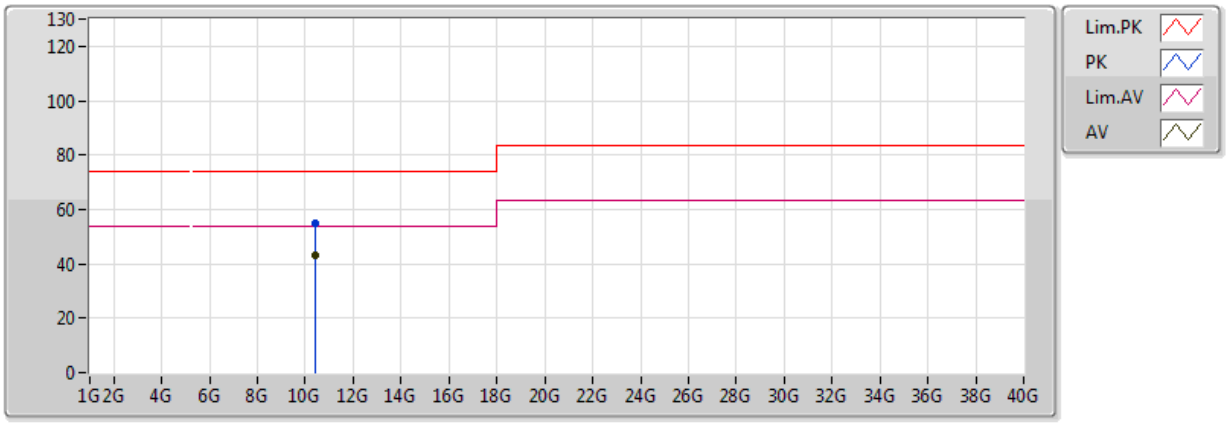

EUT = Z axis

Type	Freq(Hz)	Level(dBuV/m)	Limit(dBuV/m)	Margin(dB)	Factor(dB)	Dist(m)	Pol.(H/V)	Azimuth(°)	Height(m)	Comments
AV	10.4G	43.29	54.00	-10.71	12.89	3	H	0	1.50	-
PK	10.4G	55.11	74.00	-18.89	12.89	3	H	0	1.50	-

802.11a_(6Mbps)_3TX

5240MHz_TX

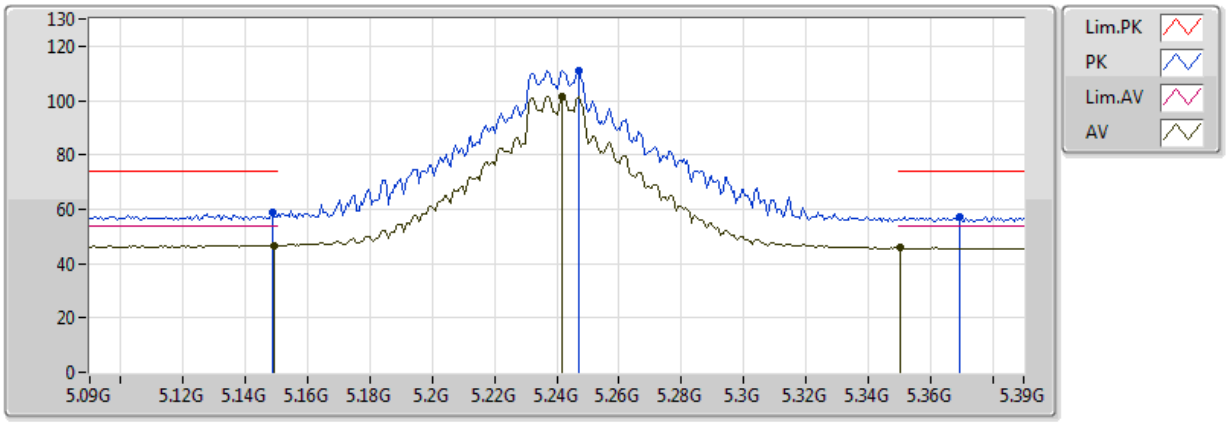

EUT = Z axis

Type	Freq(Hz)	Level(dBuV/m)	Limit(dBuV/m)	Margin(dB)	Factor(dB)	Dist(m)	Pol.(H/V)	Azimuth(°)	Height(m)	Comments
AV	5.1494G	46.65	54.00	-7.35	2.90	3	V	257	2.31	-
AV	5.2418G	101.55	Inf	-Inf	3.00	3	V	257	2.31	-
AV	5.3504G	45.79	54.00	-8.21	3.11	3	V	257	2.31	-
PK	5.1488G	58.58	74.00	-15.42	2.90	3	V	257	2.31	-
PK	5.2472G	110.90	Inf	-Inf	3.00	3	V	257	2.31	-
PK	5.3696G	57.22	74.00	-16.78	3.13	3	V	257	2.31	-

802.11a_(6Mbps)_3TX

5240MHz_TX

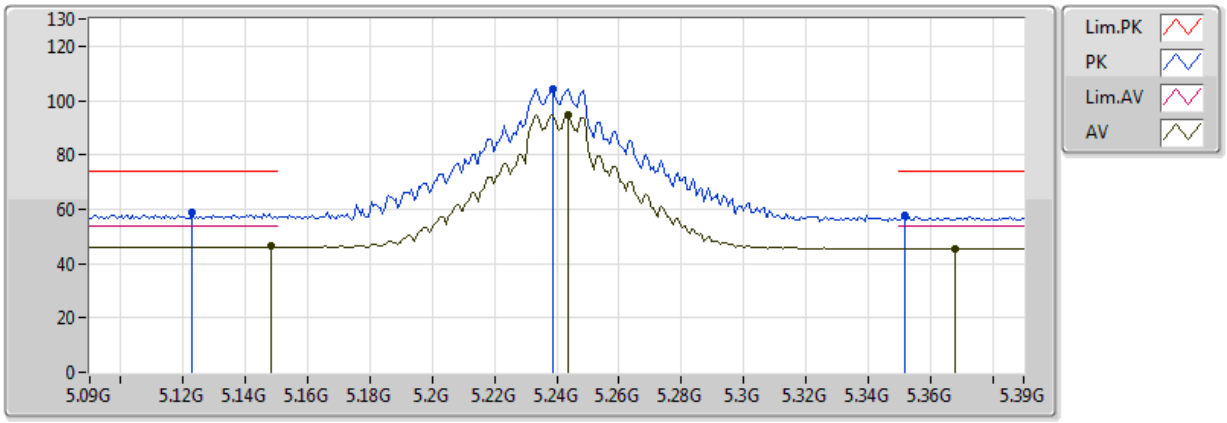

EUT = Z axis

Type	Freq(Hz)	Level(dBuV/m)	Limit(dBuV/m)	Margin(dB)	Factor(dB)	Dist(m)	Pol.(H/V)	Azimuth(°)	Height(m)	Comments
AV	5.1482G	46.23	54.00	-7.77	2.90	3	H	177	3.69	-
AV	5.2436G	94.84	Inf	-Inf	3.00	3	H	177	3.69	-
AV	5.3678G	45.48	54.00	-8.52	3.13	3	H	177	3.69	-
PK	5.123G	58.70	74.00	-15.30	2.87	3	H	177	3.69	-
PK	5.2388G	104.49	Inf	-Inf	2.99	3	H	177	3.69	-
PK	5.3516G	57.66	74.00	-16.34	3.11	3	H	177	3.69	-

802.11a_(6Mbps)_3TX

5240MHz_TX

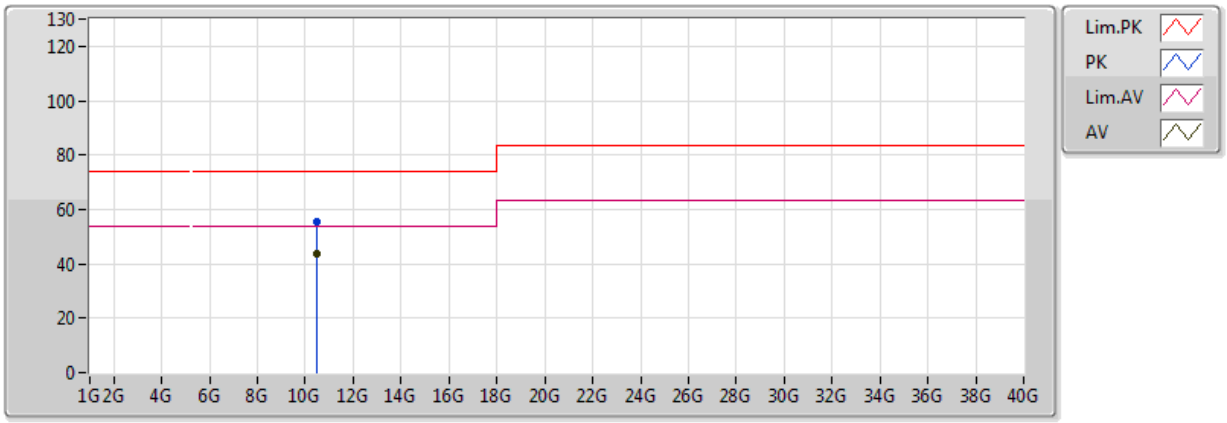

EUT = Z axis

Type	Freq(Hz)	Level(dBuV/m)	Limit(dBuV/m)	Margin(dB)	Factor(dB)	Dist(m)	Pol.(H/V)	Azimuth(°)	Height(m)	Comments
AV	10.48G	43.62	54.00	-10.38	13.10	3	V	0	1.50	-
PK	10.48G	55.61	74.00	-18.39	13.10	3	V	0	1.50	-

802.11a_(6Mbps)_3TX

5240MHz_TX

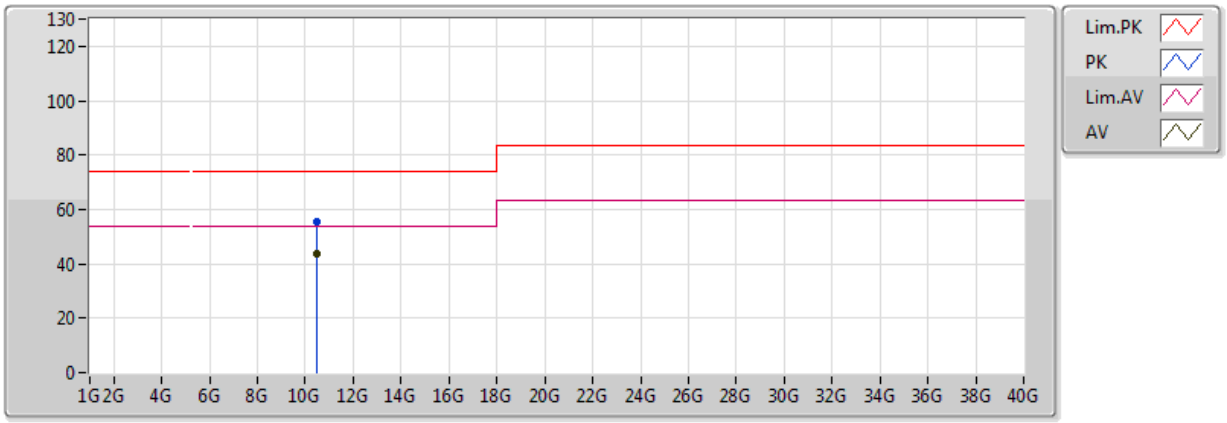

EUT = Z axis

Type	Freq(Hz)	Level(dBuV/m)	Limit(dBuV/m)	Margin(dB)	Factor(dB)	Dist(m)	Pol.(H/V)	Azimuth(°)	Height(m)	Comments
AV	10.48G	43.58	54.00	-10.42	13.10	3	H	360	1.50	-
PK	10.48G	55.41	74.00	-18.59	13.10	3	H	360	1.50	-

802.11a_(6Mbps)_3TX

5745MHz_TX

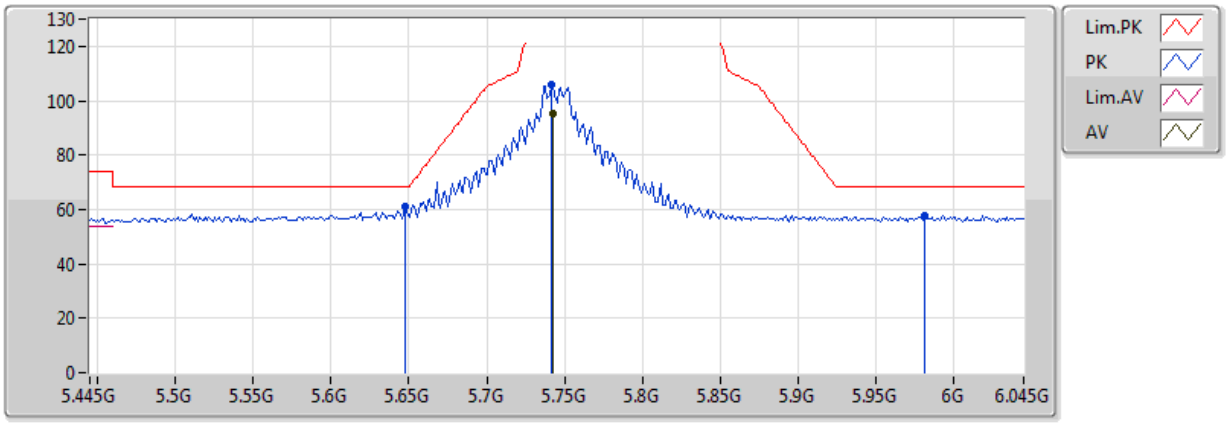

EUT = Z axis

Type	Freq(Hz)	Level(dBuV/m)	Limit(dBuV/m)	Margin(dB)	Factor(dB)	Dist(m)	Pol.(H/V)	Azimuth(°)	Height(m)	Comments
AV	5.7426G	95.51	Inf	-Inf	3.47	3	V	5	2.61	-
PK	5.6478G	61.24	68.20	-6.96	3.39	3	V	5	2.61	-
PK	5.7414G	106.13	Inf	-Inf	3.47	3	V	5	2.61	-
PK	5.9814G	57.50	68.20	-10.70	3.67	3	V	5	2.61	-

802.11a_(6Mbps)_3TX

5745MHz_TX

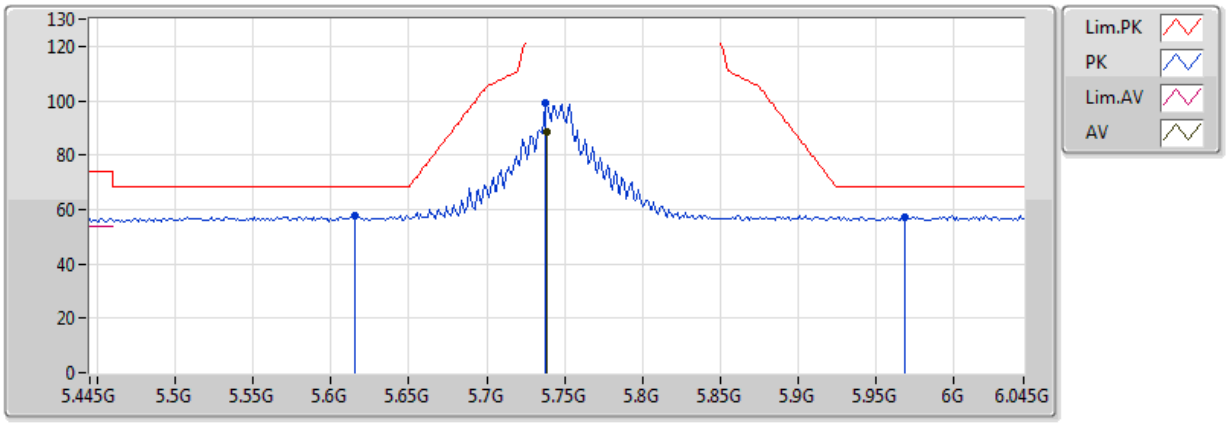

EUT = Z axis

Type	Freq(Hz)	Level(dBuV/m)	Limit(dBuV/m)	Margin(dB)	Factor(dB)	Dist(m)	Pol.(H/V)	Azimuth(°)	Height(m)	Comments
AV	5.739G	88.79	Inf	-Inf	3.47	3	H	69	1.02	-
PK	5.6154G	57.84	68.20	-10.36	3.36	3	H	69	1.02	-
PK	5.7378G	98.96	Inf	-Inf	3.47	3	H	69	1.02	-
PK	5.9682G	57.36	68.20	-10.84	3.65	3	H	69	1.02	-

802.11a_(6Mbps)_3TX

5745MHz_TX

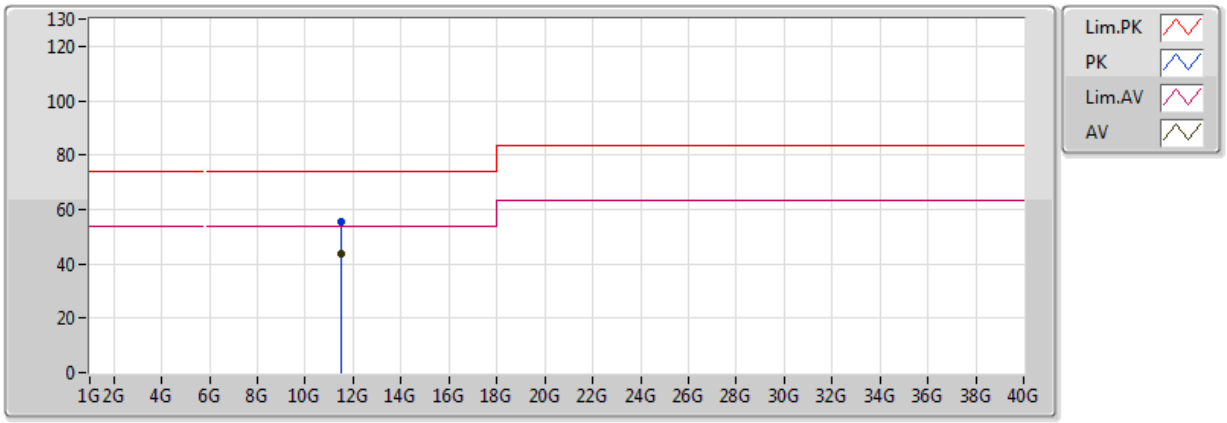

EUT = Z axis

Type	Freq(Hz)	Level(dBuV/m)	Limit(dBuV/m)	Margin(dB)	Factor(dB)	Dist(m)	Pol.(H/V)	Azimuth(°)	Height(m)	Comments
AV	11.49G	43.77	54.00	-10.23	13.63	3	V	360	1.50	-
PK	11.49G	55.30	74.00	-18.70	13.63	3	V	360	1.50	-

802.11a_(6Mbps)_3TX

5745MHz_TX

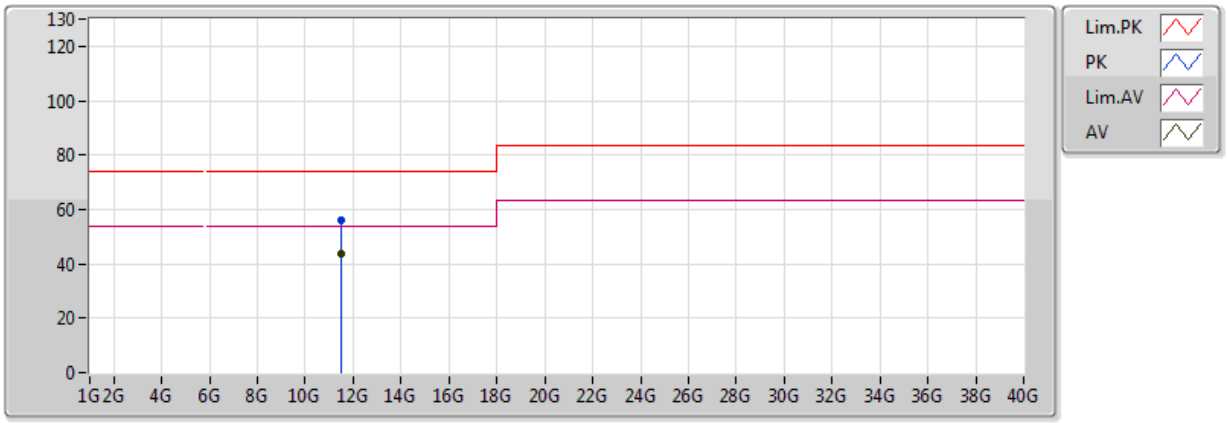

EUT = Z axis

Type	Freq(Hz)	Level(dBuV/m)	Limit(dBuV/m)	Margin(dB)	Factor(dB)	Dist(m)	Pol.(H/V)	Azimuth(°)	Height(m)	Comments
AV	11.49G	43.74	54.00	-10.26	13.63	3	H	0	1.50	-
PK	11.49G	56.14	74.00	-17.86	13.63	3	H	0	1.50	-

802.11a_(6Mbps)_3TX

5785MHz_TX

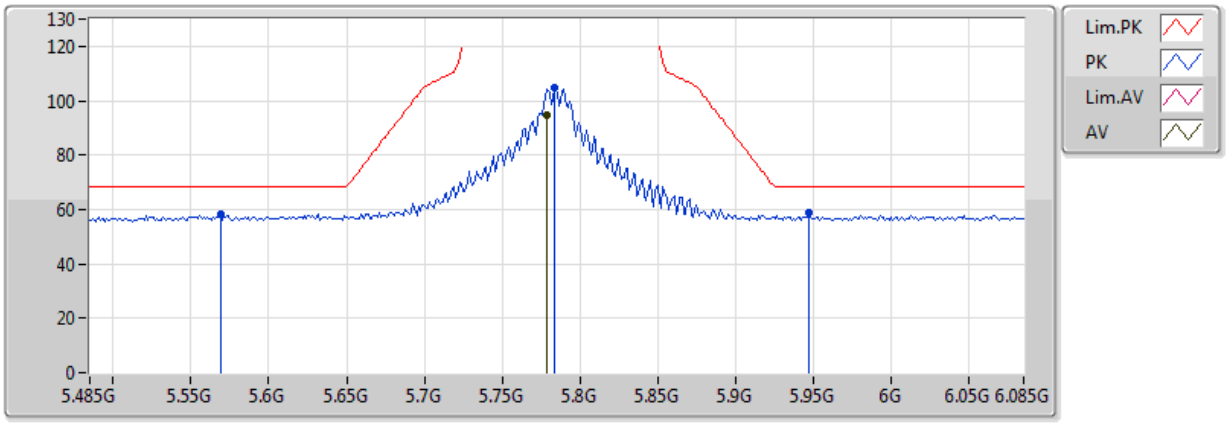

EUT = Z axis

Type	Freq(Hz)	Level(dBuV/m)	Limit(dBuV/m)	Margin(dB)	Factor(dB)	Dist(m)	Pol.(H/V)	Azimuth(°)	Height(m)	Comments
AV	5.779G	94.65	Inf	-Inf	3.50	3	V	15	2.70	-
PK	5.569G	58.55	68.20	-9.65	3.33	3	V	15	2.70	-
PK	5.7838G	104.68	Inf	-Inf	3.50	3	V	15	2.70	-
PK	5.947G	58.94	68.20	-9.26	3.64	3	V	15	2.70	-

802.11a_(6Mbps)_3TX

5785MHz_TX

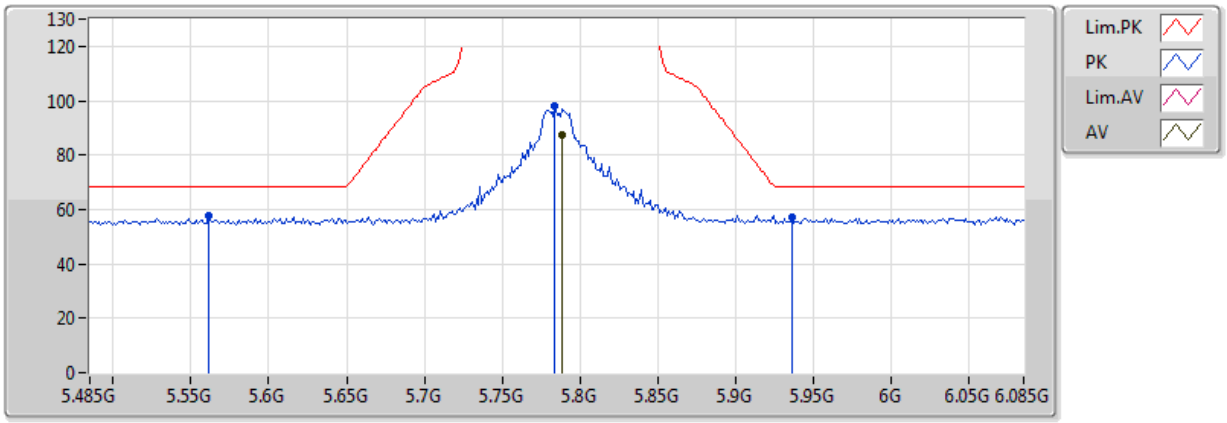

EUT = Z axis

Type	Freq(Hz)	Level(dBuV/m)	Limit(dBuV/m)	Margin(dB)	Factor(dB)	Dist(m)	Pol.(H/V)	Azimuth(°)	Height(m)	Comments
AV	5.7886G	87.68	Inf	-Inf	3.50	3	H	135	2.36	-
PK	5.5618G	57.48	68.20	-10.72	3.32	3	H	135	2.36	-
PK	5.7838G	97.99	Inf	-Inf	3.50	3	H	135	2.36	-
PK	5.9362G	57.25	68.20	-10.95	3.63	3	H	135	2.36	-

802.11a_(6Mbps)_3TX

5785MHz_TX

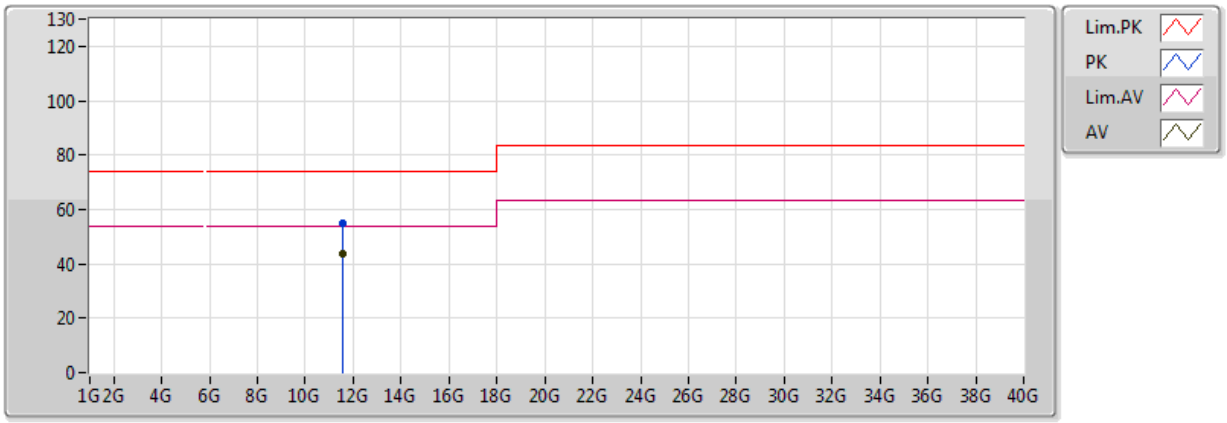

EUT = Z axis

Type	Freq(Hz)	Level(dBuV/m)	Limit(dBuV/m)	Margin(dB)	Factor(dB)	Dist(m)	Pol.(H/V)	Azimuth(°)	Height(m)	Comments
AV	11.57G	43.62	54.00	-10.38	13.49	3	V	0	1.50	-
PK	11.57G	55.02	74.00	-18.98	13.49	3	V	0	1.50	-

802.11a_(6Mbps)_3TX

5785MHz_TX

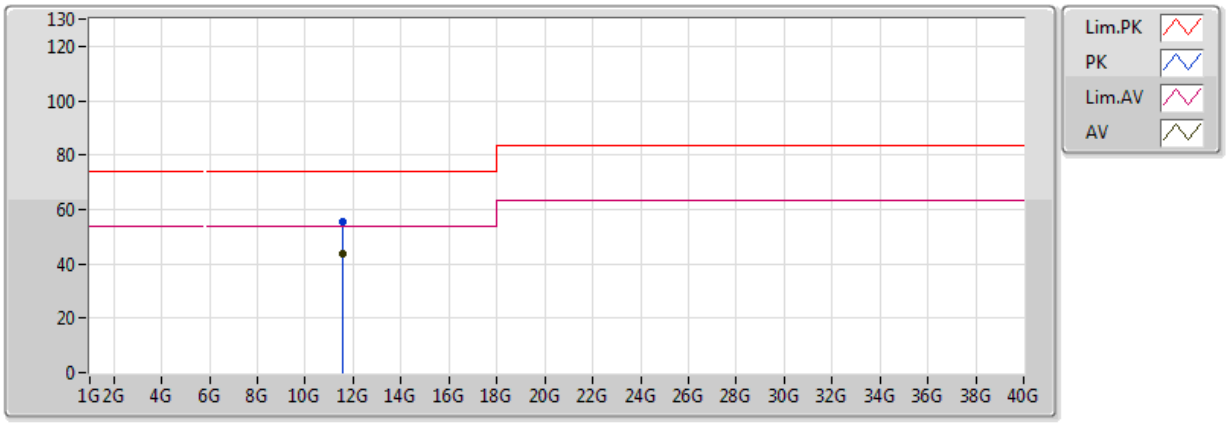

EUT = Z axis

Type	Freq(Hz)	Level(dBuV/m)	Limit(dBuV/m)	Margin(dB)	Factor(dB)	Dist(m)	Pol.(H/V)	Azimuth(°)	Height(m)	Comments
AV	11.57G	43.54	54.00	-10.46	13.49	3	H	360	1.50	-
PK	11.57G	55.57	74.00	-18.43	13.49	3	H	360	1.50	-

802.11a_(6Mbps)_3TX

5825MHz_TX

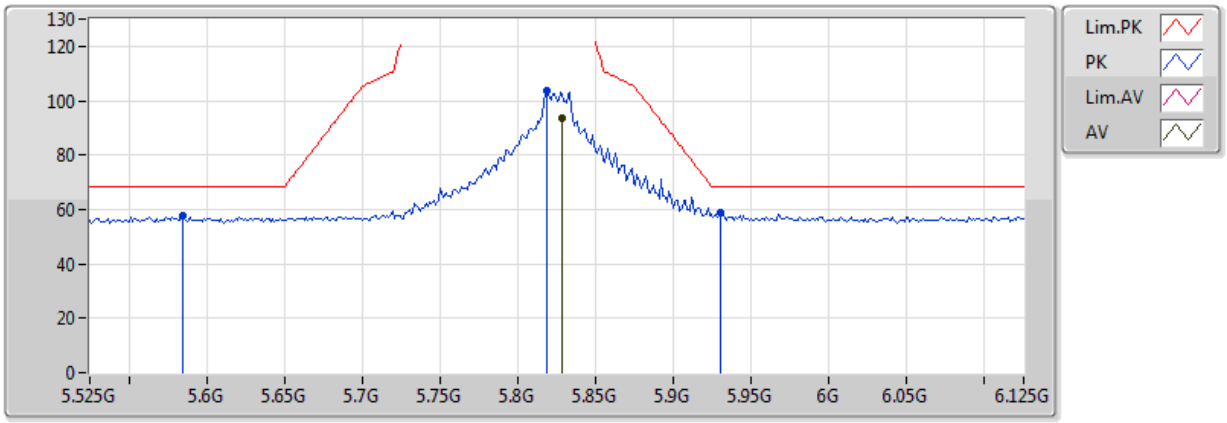

EUT = Z axis

Type	Freq(Hz)	Level(dBuV/m)	Limit(dBuV/m)	Margin(dB)	Factor(dB)	Dist(m)	Pol.(H/V)	Azimuth(°)	Height(m)	Comments
AV	5.8286G	93.66	Inf	-Inf	3.54	3	V	256	2.41	-
PK	5.585G	57.56	68.20	-10.64	3.34	3	V	256	2.41	-
PK	5.819G	103.50	Inf	-Inf	3.53	3	V	256	2.41	-
PK	5.9306G	58.69	68.20	-9.51	3.62	3	V	256	2.41	-

802.11a_(6Mbps)_3TX

5825MHz_TX

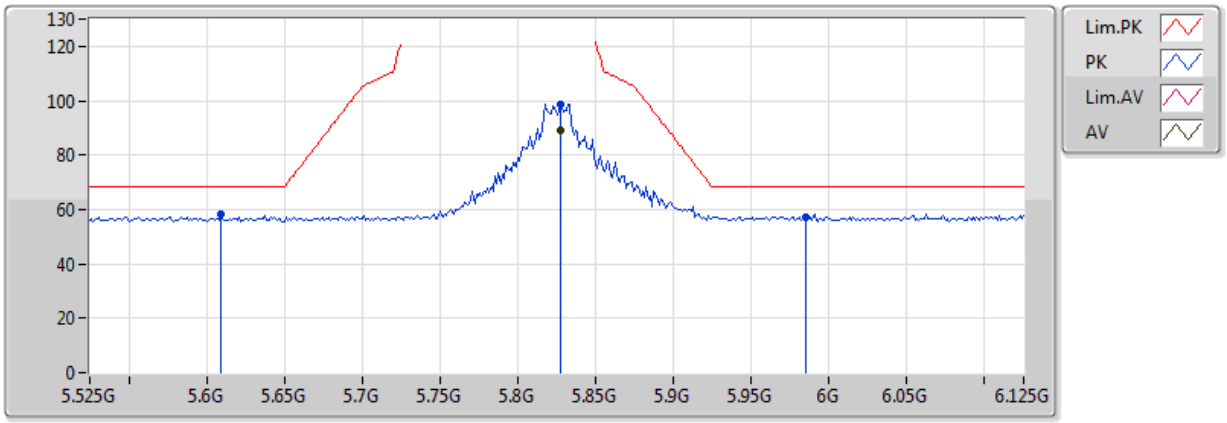

EUT = Z axis

Type	Freq(Hz)	Level(dBuV/m)	Limit(dBuV/m)	Margin(dB)	Factor(dB)	Dist(m)	Pol.(H/V)	Azimuth(°)	Height(m)	Comments
AV	5.8274G	89.25	Inf	-Inf	3.53	3	H	164	2.51	-
PK	5.609G	58.14	68.20	-10.06	3.36	3	H	164	2.51	-
PK	5.8274G	98.50	Inf	-Inf	3.53	3	H	164	2.51	-
PK	5.9846G	57.38	68.20	-10.82	3.67	3	H	164	2.51	-

802.11a_(6Mbps)_3TX

5825MHz_TX

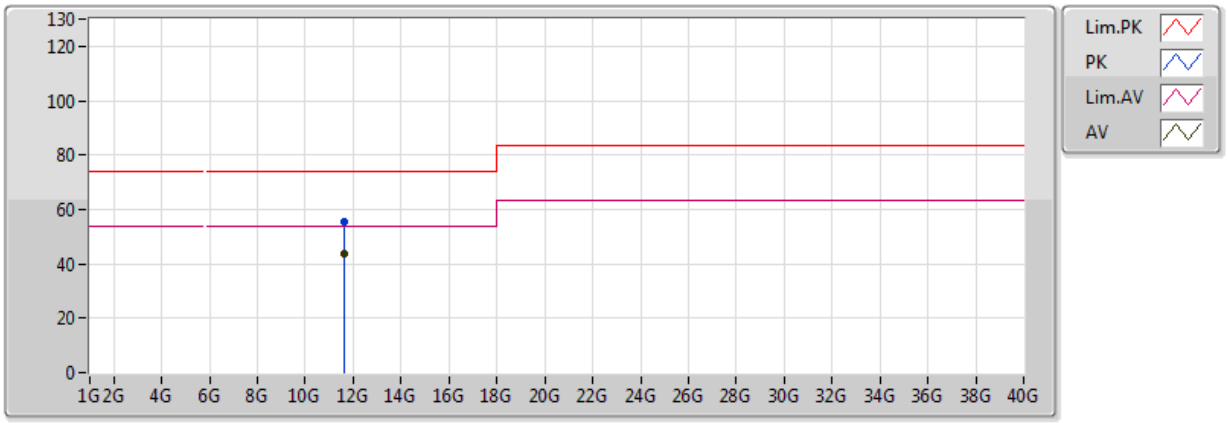

EUT = Z axis

Type	Freq(Hz)	Level(dBuV/m)	Limit(dBuV/m)	Margin(dB)	Factor(dB)	Dist(m)	Pol.(H/V)	Azimuth(°)	Height(m)	Comments
AV	11.65G	43.74	54.00	-10.26	13.35	3	V	360	1.50	-
PK	11.65G	55.38	74.00	-18.62	13.35	3	V	360	1.50	-

802.11a_(6Mbps)_3TX

5825MHz_TX

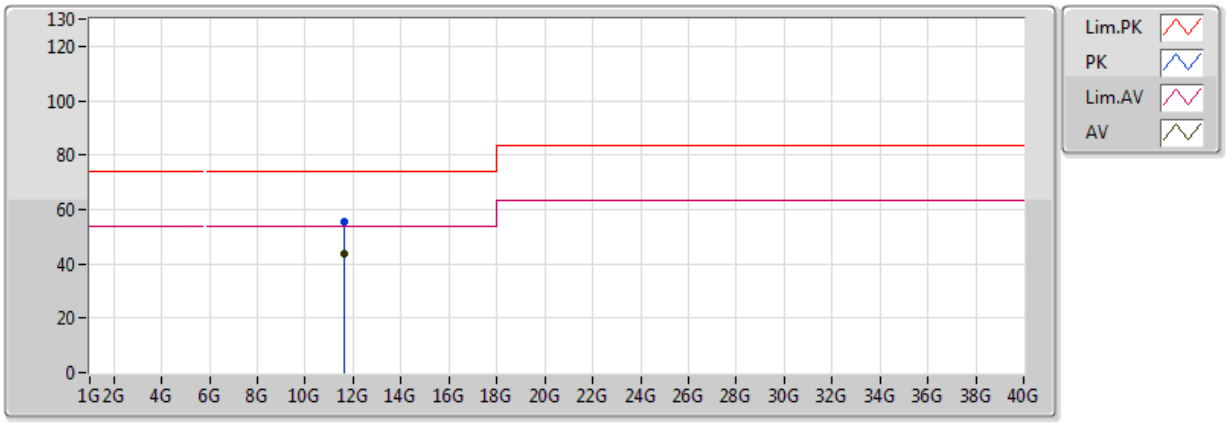

EUT = Z axis

Type	Freq(Hz)	Level(dBuV/m)	Limit(dBuV/m)	Margin(dB)	Factor(dB)	Dist(m)	Pol.(H/V)	Azimuth(°)	Height(m)	Comments
AV	11.65G	43.76	54.00	-10.24	13.35	3	H	0	1.50	-
PK	11.65G	55.68	74.00	-18.32	13.35	3	H	0	1.50	-

802.11ac VHT20_Nss1,(MCS0)_3TX

5180MHz_TX

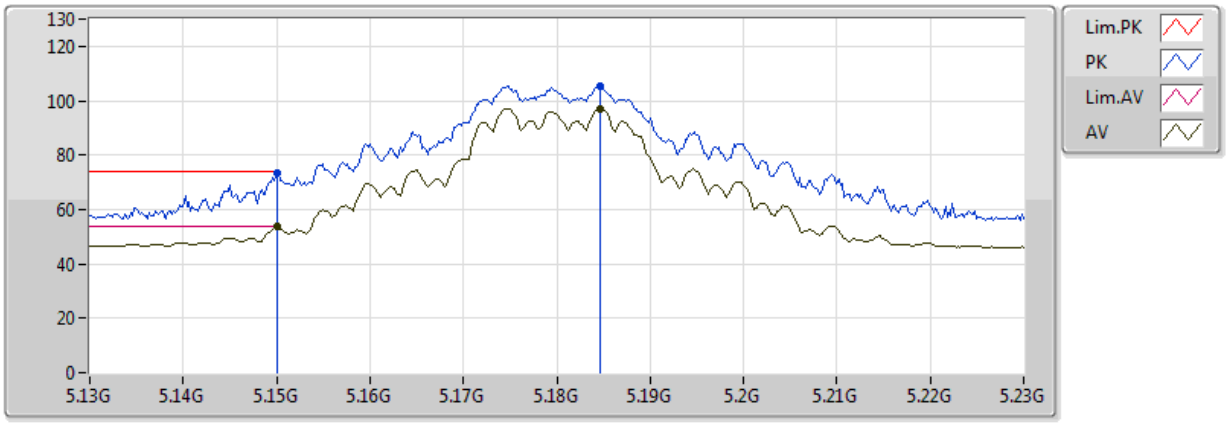

EUT = Z axis

Type	Freq(Hz)	Level(dBuV/m)	Limit(dBuV/m)	Margin(dB)	Factor(dB)	Dist(m)	Pol.(H/V)	Azimuth(°)	Height(m)	Comments
AV	5.149995G	53.61	54.00	-0.39	2.90	3	V	283	1.04	-
AV	5.1846G	97.07	Inf	-Inf	2.93	3	V	283	1.04	-
PK	5.149995G	73.64	74.00	-0.36	2.90	3	V	283	1.04	-
PK	5.1846G	105.14	Inf	-Inf	2.93	3	V	283	1.04	-

802.11ac VHT20_Nss1,(MCS0)_3TX

5180MHz_TX

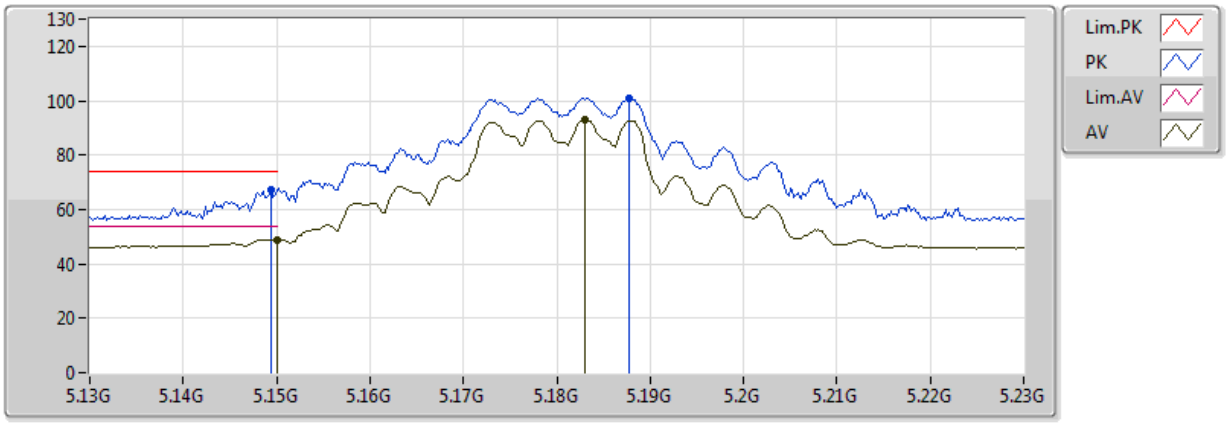

EUT = Z axis

Type	Freq(Hz)	Level(dBuV/m)	Limit(dBuV/m)	Margin(dB)	Factor(dB)	Dist(m)	Pol.(H/V)	Azimuth(°)	Height(m)	Comments
AV	5.149995G	48.97	54.00	-5.03	2.90	3	H	179	2.67	-
AV	5.183G	93.03	Inf	-Inf	2.93	3	H	179	2.67	-
PK	5.1494G	66.97	74.00	-7.03	2.90	3	H	179	2.67	-
PK	5.1878G	100.91	Inf	-Inf	2.94	3	H	179	2.67	-

802.11ac VHT20_Nss1,(MCS0)_3TX

5180MHz_TX

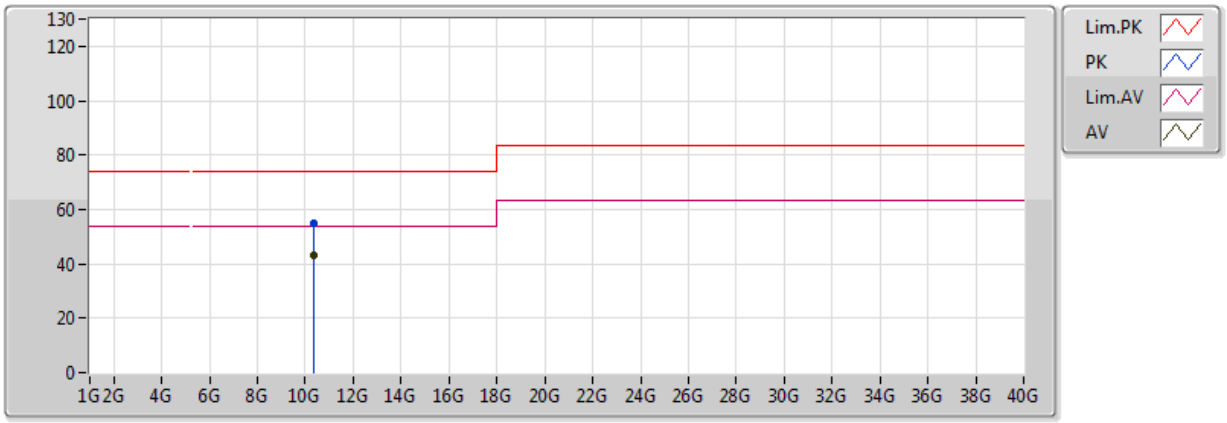

EUT = Z axis

Type	Freq(Hz)	Level(dBuV/m)	Limit(dBuV/m)	Margin(dB)	Factor(dB)	Dist(m)	Pol.(H/V)	Azimuth(°)	Height(m)	Comments
AV	10.36G	43.33	54.00	-10.67	12.78	3	V	0	1.50	-
PK	10.36G	54.98	74.00	-19.02	12.78	3	V	0	1.50	-

802.11ac VHT20_Nss1,(MCS0)_3TX

5180MHz_TX

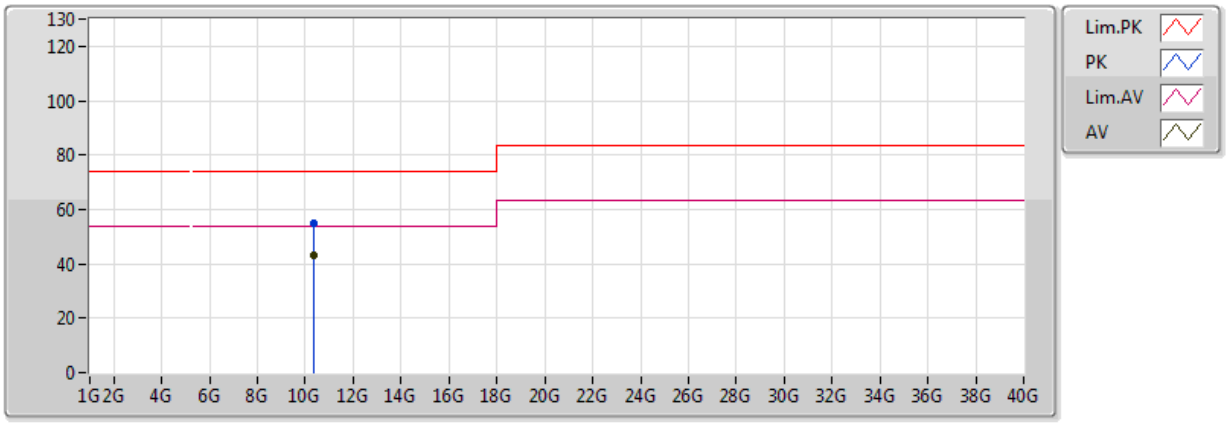

EUT = Z axis

Type	Freq(Hz)	Level(dBuV/m)	Limit(dBuV/m)	Margin(dB)	Factor(dB)	Dist(m)	Pol.(H/V)	Azimuth(°)	Height(m)	Comments
AV	10.36G	43.32	54.00	-10.68	12.78	3	H	360	1.50	-
PK	10.36G	55.01	74.00	-18.99	12.78	3	H	360	1.50	-

802.11ac VHT20_Nss1,(MCS0)_3TX

5200MHz_TX

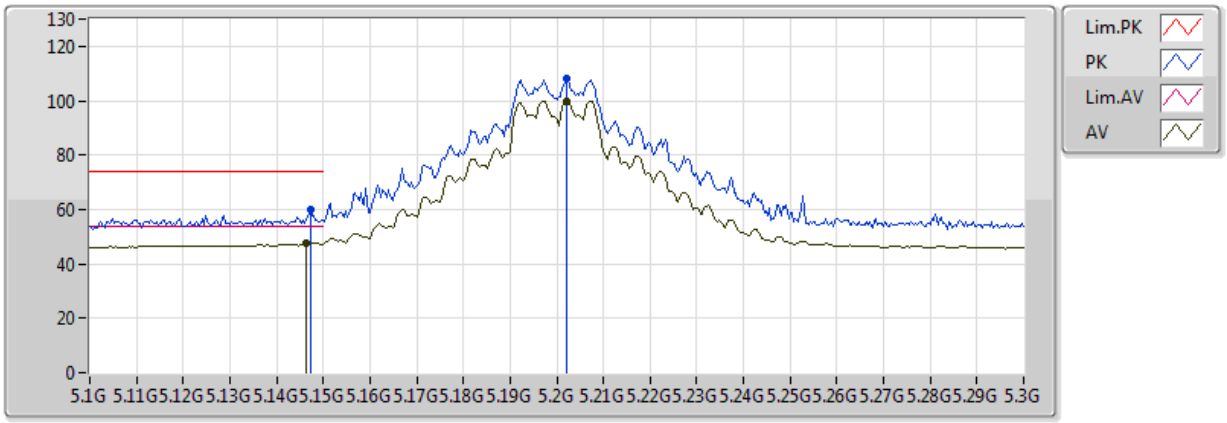

EUT = Z axis

Type	Freq(Hz)	Level(dBuV/m)	Limit(dBuV/m)	Margin(dB)	Factor(dB)	Dist(m)	Pol.(H/V)	Azimuth(°)	Height(m)	Comments
AV	5.1464G	47.90	54.00	-6.10	2.90	3	V	257	2.37	-
AV	5.202G	99.96	Inf	-Inf	2.95	3	V	257	2.37	-
PK	5.1472G	59.78	74.00	-14.22	2.90	3	V	257	2.37	-
PK	5.202G	108.31	Inf	-Inf	2.95	3	V	257	2.37	-

802.11ac VHT20_Nss1,(MCS0)_3TX

5200MHz_TX

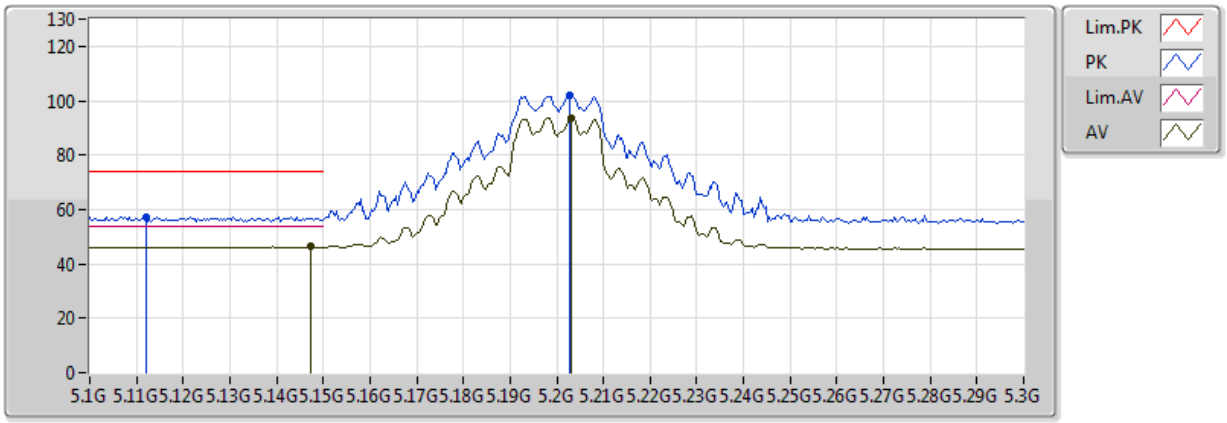

EUT = Z axis

Type	Freq(Hz)	Level(dBuV/m)	Limit(dBuV/m)	Margin(dB)	Factor(dB)	Dist(m)	Pol.(H/V)	Azimuth(°)	Height(m)	Comments
AV	5.1472G	46.31	54.00	-7.69	2.90	3	H	178	3.69	-
AV	5.2032G	93.61	Inf	-Inf	2.95	3	H	178	3.69	-
PK	5.112G	57.42	74.00	-16.58	2.86	3	H	178	3.69	-
PK	5.2028G	101.79	Inf	-Inf	2.95	3	H	178	3.69	-

802.11ac VHT20_Nss1,(MCS0)_3TX

5200MHz_TX

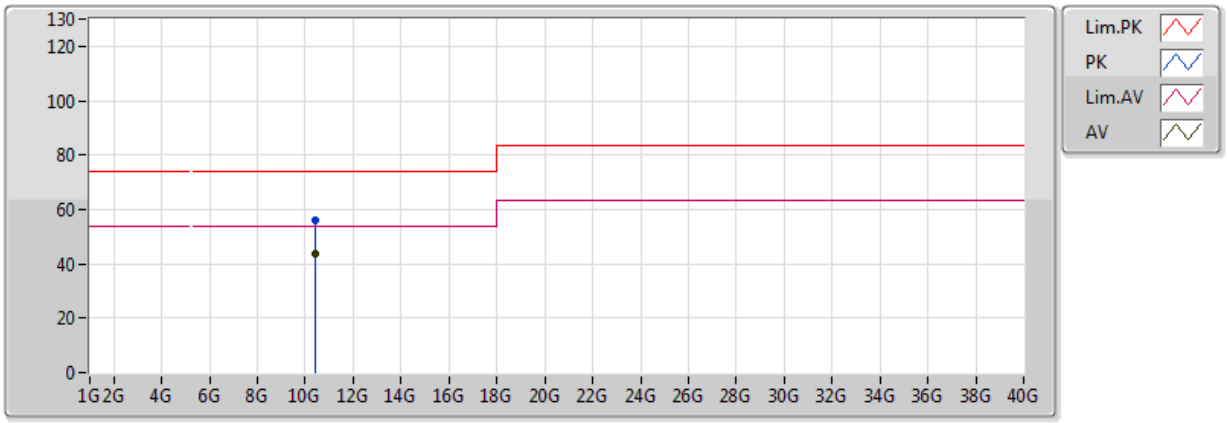

EUT = Z axis

Type	Freq(Hz)	Level(dBuV/m)	Limit(dBuV/m)	Margin(dB)	Factor(dB)	Dist(m)	Pol.(H/V)	Azimuth(°)	Height(m)	Comments
AV	10.4G	43.47	54.00	-10.53	12.89	3	V	360	1.50	-
PK	10.4G	55.94	74.00	-18.06	12.89	3	V	360	1.50	-

802.11ac VHT20_Nss1,(MCS0)_3TX

5200MHz_TX

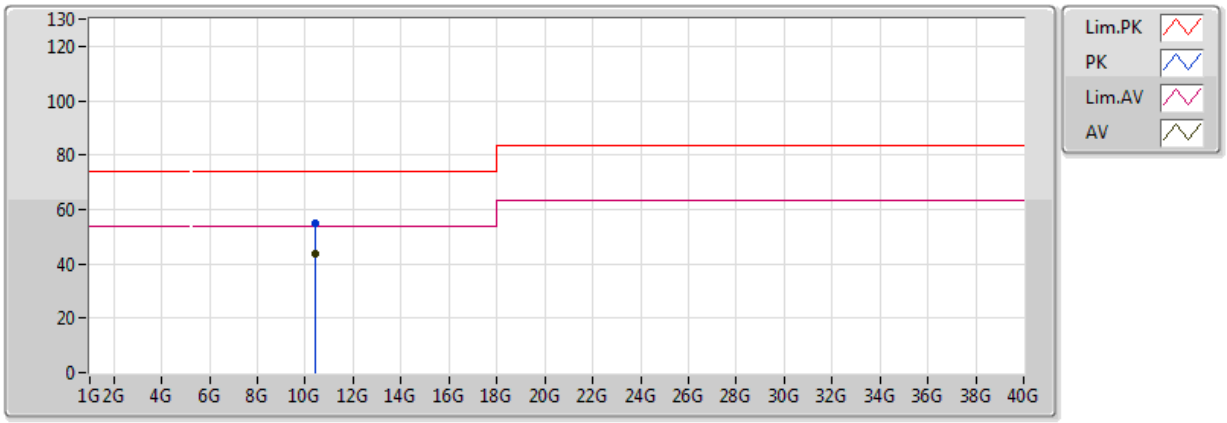

EUT = Z axis

Type	Freq(Hz)	Level(dBuV/m)	Limit(dBuV/m)	Margin(dB)	Factor(dB)	Dist(m)	Pol.(H/V)	Azimuth(°)	Height(m)	Comments
AV	10.4G	43.44	54.00	-10.56	12.89	3	H	0	1.50	-
PK	10.4G	55.15	74.00	-18.85	12.89	3	H	0	1.50	-

802.11ac VHT20_Nss1,(MCS0)_3TX

5240MHz_TX

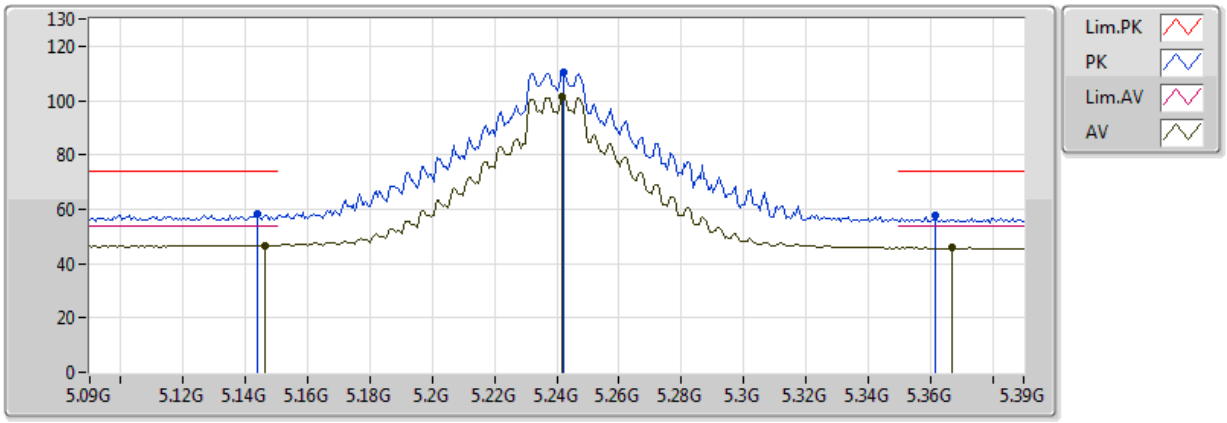

EUT = Z axis

Type	Freq(Hz)	Level(dBuV/m)	Limit(dBuV/m)	Margin(dB)	Factor(dB)	Dist(m)	Pol.(H/V)	Azimuth(°)	Height(m)	Comments
AV	5.1464G	46.59	54.00	-7.41	2.90	3	V	257	2.37	-
AV	5.2418G	101.20	Inf	-Inf	3.00	3	V	257	2.37	-
AV	5.3672G	45.80	54.00	-8.20	3.13	3	V	257	2.37	-
PK	5.144G	58.38	74.00	-15.62	2.89	3	V	257	2.37	-
PK	5.2424G	110.34	Inf	-Inf	3.00	3	V	257	2.37	-
PK	5.3618G	57.50	74.00	-16.50	3.12	3	V	257	2.37	-

802.11ac VHT20_Nss1,(MCS0)_3TX

5240MHz_TX

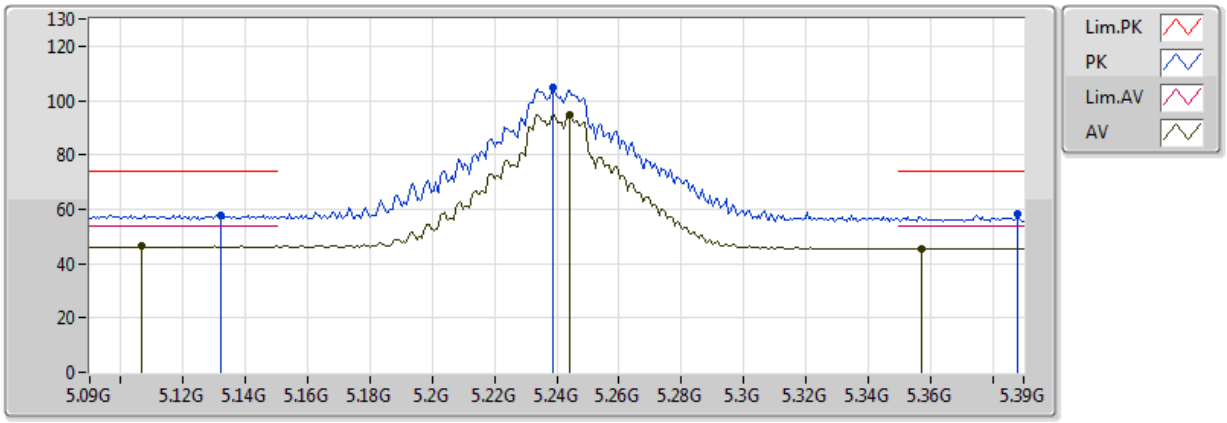

EUT = Z axis

Type	Freq(Hz)	Level(dBuV/m)	Limit(dBuV/m)	Margin(dB)	Factor(dB)	Dist(m)	Pol.(H/V)	Azimuth(°)	Height(m)	Comments
AV	5.1068G	46.30	54.00	-7.70	2.86	3	H	159	3.69	-
AV	5.2442G	94.93	Inf	-Inf	3.00	3	H	159	3.69	-
AV	5.357G	45.50	54.00	-8.50	3.12	3	H	159	3.69	-
PK	5.132G	57.91	74.00	-16.09	2.88	3	H	159	3.69	-
PK	5.2388G	104.53	Inf	-Inf	2.99	3	H	159	3.69	-
PK	5.3882G	58.00	74.00	-16.00	3.15	3	H	159	3.69	-

802.11ac VHT20_Nss1,(MCS0)_3TX

5240MHz_TX

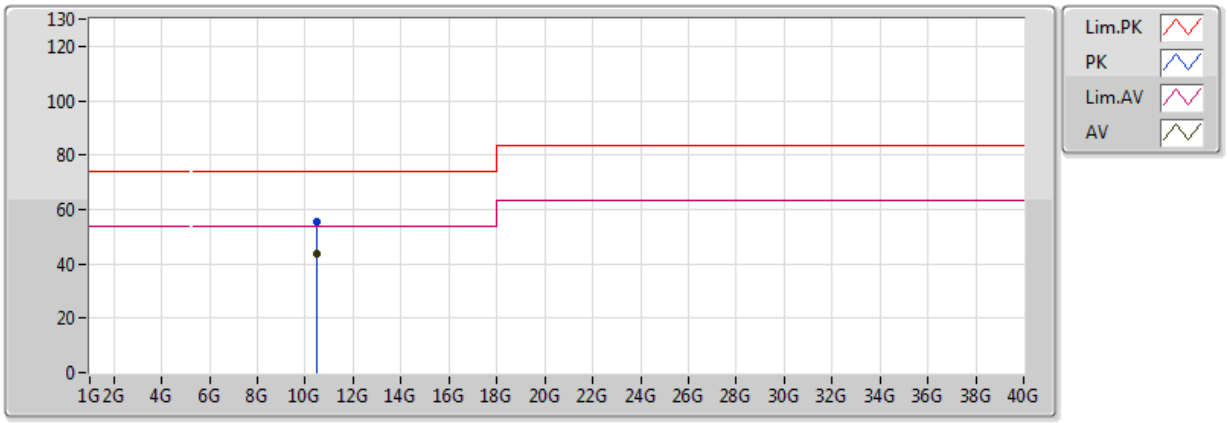

EUT = Z axis

Type	Freq(Hz)	Level(dBuV/m)	Limit(dBuV/m)	Margin(dB)	Factor(dB)	Dist(m)	Pol.(H/V)	Azimuth(°)	Height(m)	Comments
AV	10.48G	43.58	54.00	-10.42	13.10	3	V	0	1.50	-
PK	10.48G	55.21	74.00	-18.79	13.10	3	V	0	1.50	-

802.11ac VHT20_Nss1,(MCS0)_3TX

5240MHz_TX

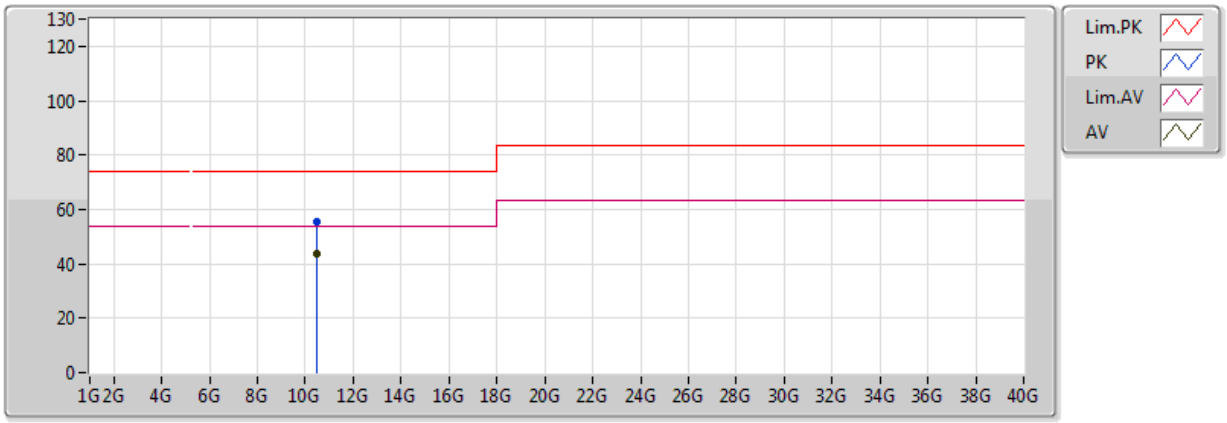

EUT = Z axis

Type	Freq(Hz)	Level(dBuV/m)	Limit(dBuV/m)	Margin(dB)	Factor(dB)	Dist(m)	Pol.(H/V)	Azimuth(°)	Height(m)	Comments
AV	10.48G	43.54	54.00	-10.46	13.10	3	H	360	1.50	-
PK	10.48G	55.29	74.00	-18.71	13.10	3	H	360	1.50	-

802.11ac VHT20_Nss1,(MCS0)_3TX

5745MHz_TX

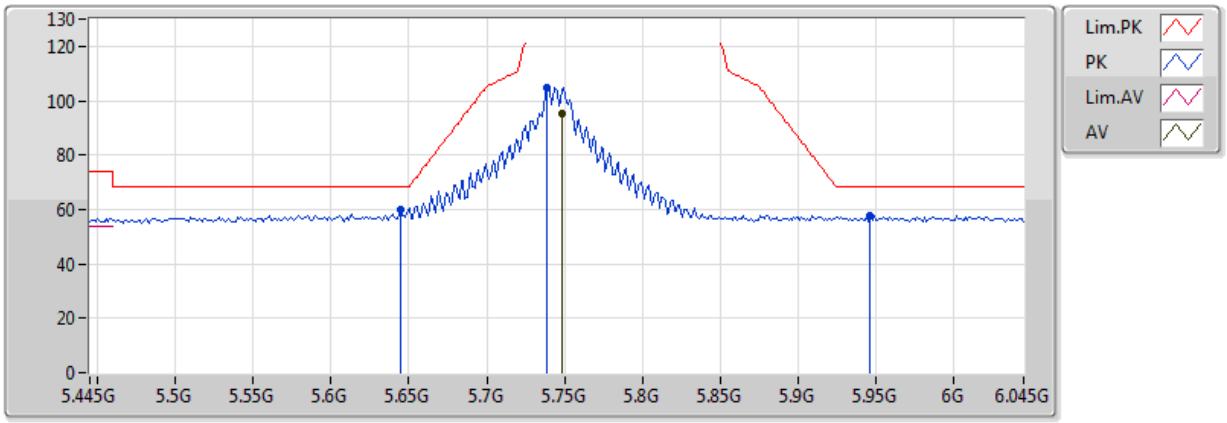

EUT = Z axis

Type	Freq(Hz)	Level(dBuV/m)	Limit(dBuV/m)	Margin(dB)	Factor(dB)	Dist(m)	Pol.(H/V)	Azimuth(°)	Height(m)	Comments
AV	5.7486G	95.30	Inf	-Inf	3.47	3	V	14	2.58	-
PK	5.6442G	59.91	68.20	-8.29	3.39	3	V	14	2.58	-
PK	5.739G	105.05	Inf	-Inf	3.47	3	V	14	2.58	-
PK	5.9466G	57.87	68.20	-10.33	3.64	3	V	14	2.58	-

802.11ac VHT20_Nss1,(MCS0)_3TX

5745MHz_TX

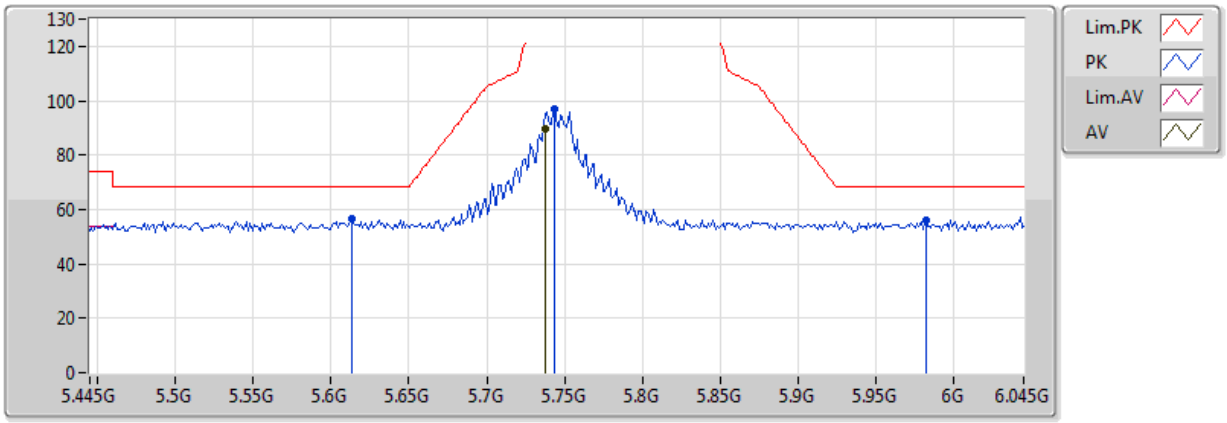

EUT = Z axis

Type	Freq(Hz)	Level(dBuV/m)	Limit(dBuV/m)	Margin(dB)	Factor(dB)	Dist(m)	Pol.(H/V)	Azimuth(°)	Height(m)	Comments
AV	5.7378G	89.59	Inf	-Inf	3.47	3	H	68	1.01	-
PK	5.613G	56.87	68.20	-11.33	3.36	3	H	68	1.01	-
PK	5.7438G	97.20	Inf	-Inf	3.47	3	H	68	1.01	-
PK	5.9826G	56.18	68.20	-12.02	3.67	3	H	68	1.01	-

802.11ac VHT20_Nss1,(MCS0)_3TX

5745MHz_TX

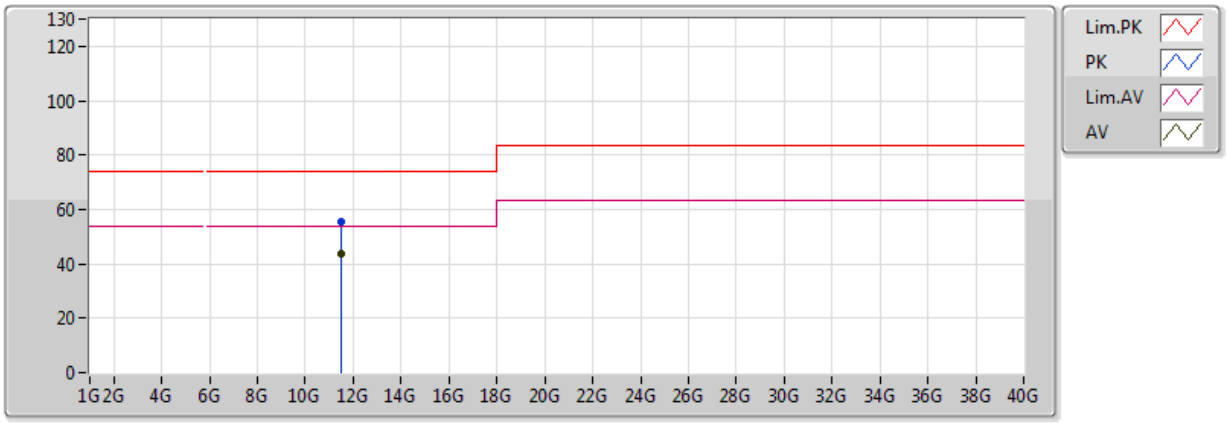

EUT = Z axis

Type	Freq(Hz)	Level(dBuV/m)	Limit(dBuV/m)	Margin(dB)	Factor(dB)	Dist(m)	Pol.(H/V)	Azimuth(°)	Height(m)	Comments
AV	11.49G	43.79	54.00	-10.21	13.63	3	V	360	1.50	-
PK	11.49G	55.38	74.00	-18.62	13.63	3	V	360	1.50	-

802.11ac VHT20_Nss1,(MCS0)_3TX

5745MHz_TX

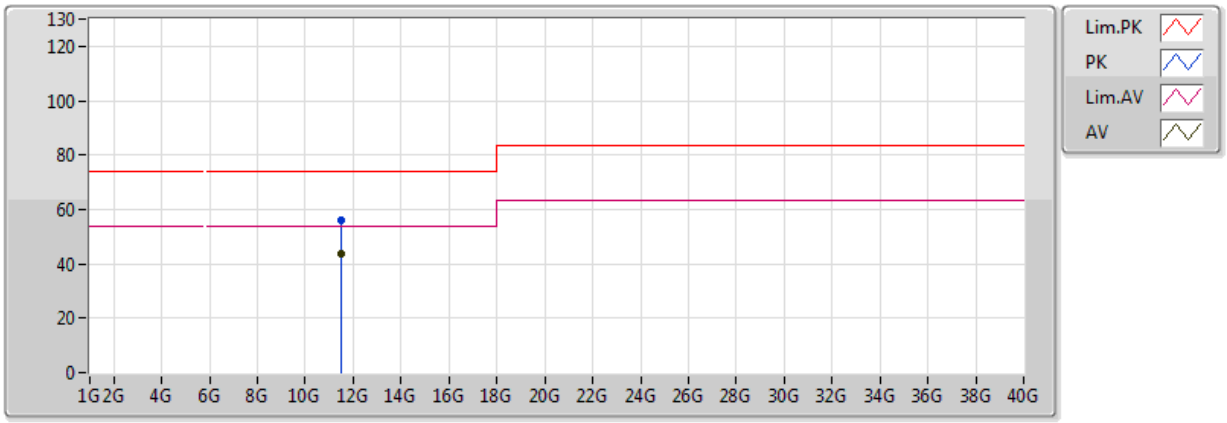

EUT = Z axis

Type	Freq(Hz)	Level(dBuV/m)	Limit(dBuV/m)	Margin(dB)	Factor(dB)	Dist(m)	Pol.(H/V)	Azimuth(°)	Height(m)	Comments
AV	11.49G	43.81	54.00	-10.19	13.63	3	H	0	1.50	-
PK	11.49G	55.82	74.00	-18.18	13.63	3	H	0	1.50	-

802.11ac VHT20_Nss1,(MCS0)_3TX

5785MHz_TX

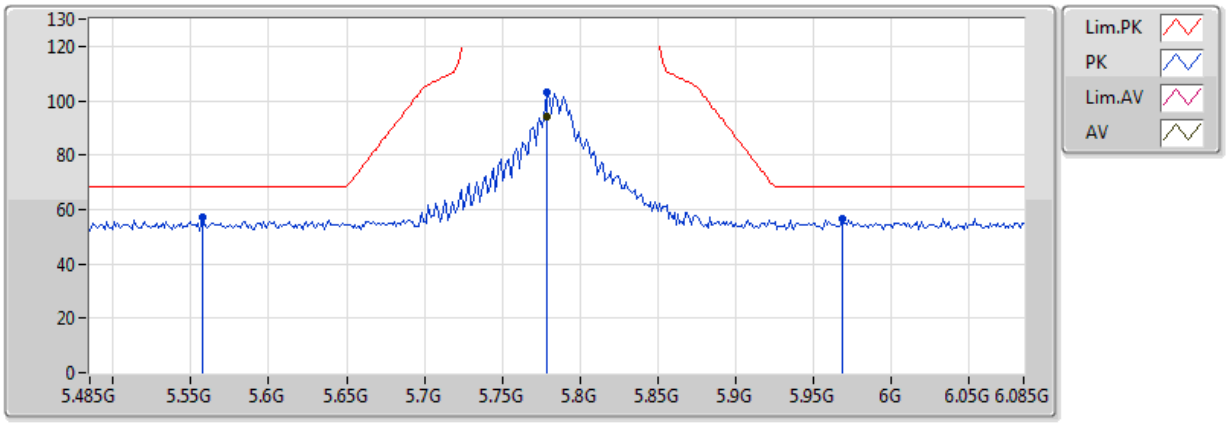

EUT = Z axis

Type	Freq(Hz)	Level(dBuV/m)	Limit(dBuV/m)	Margin(dB)	Factor(dB)	Dist(m)	Pol.(H/V)	Azimuth(°)	Height(m)	Comments
AV	5.779G	94.16	Inf	-Inf	3.50	3	V	14	2.48	-
PK	5.557G	56.88	68.20	-11.32	3.32	3	V	14	2.48	-
PK	5.779G	103.24	Inf	-Inf	3.50	3	V	14	2.48	-
PK	5.9686G	56.70	68.20	-11.50	3.65	3	V	14	2.48	-

802.11ac VHT20_Nss1,(MCS0)_3TX

5785MHz_TX

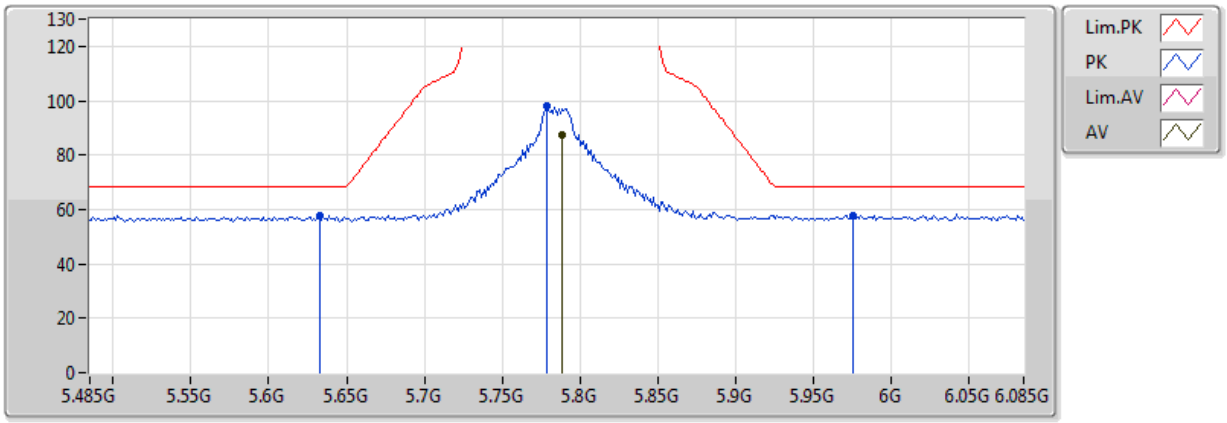

EUT = Z axis

Type	Freq(Hz)	Level(dBuV/m)	Limit(dBuV/m)	Margin(dB)	Factor(dB)	Dist(m)	Pol.(H/V)	Azimuth(°)	Height(m)	Comments
AV	5.7886G	87.58	Inf	-Inf	3.50	3	H	135	2.36	-
PK	5.6326G	57.70	68.20	-10.50	3.38	3	H	135	2.36	-
PK	5.779G	97.82	Inf	-Inf	3.50	3	H	135	2.36	-
PK	5.9758G	57.77	68.20	-10.43	3.66	3	H	135	2.36	-

802.11ac VHT20_Nss1,(MCS0)_3TX

5785MHz_TX

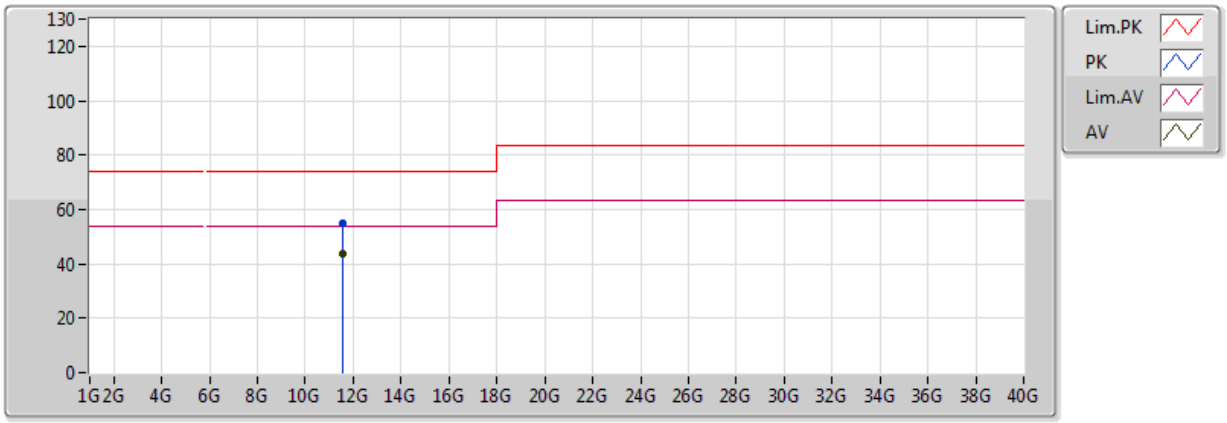

EUT = Z axis

Type	Freq(Hz)	Level(dBuV/m)	Limit(dBuV/m)	Margin(dB)	Factor(dB)	Dist(m)	Pol.(H/V)	Azimuth(°)	Height(m)	Comments
AV	11.57G	43.70	54.00	-10.30	13.49	3	V	0	1.50	-
PK	11.57G	55.18	74.00	-18.82	13.49	3	V	0	1.50	-

802.11ac VHT20_Nss1,(MCS0)_3TX

5785MHz_TX

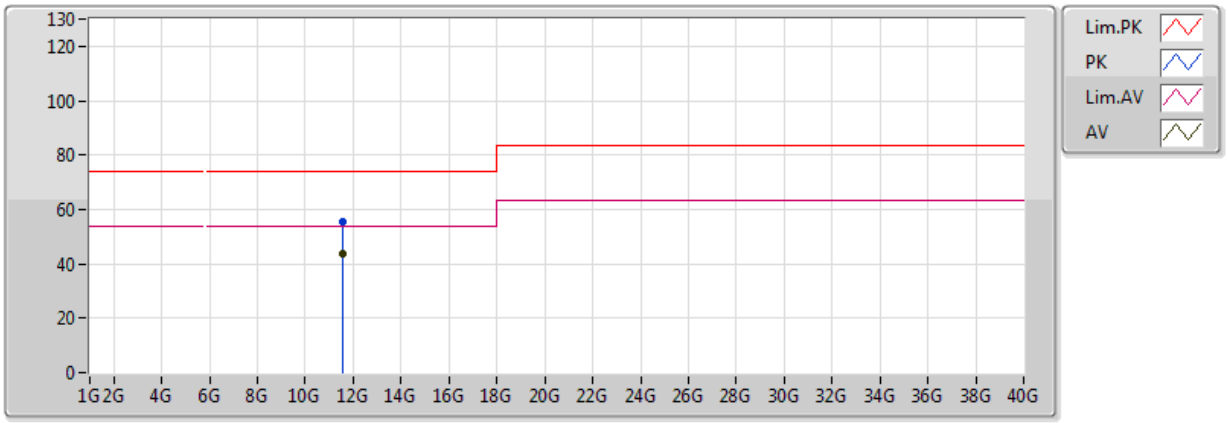

EUT = Z axis

Type	Freq(Hz)	Level(dBuV/m)	Limit(dBuV/m)	Margin(dB)	Factor(dB)	Dist(m)	Pol.(H/V)	Azimuth(°)	Height(m)	Comments
AV	11.57G	43.72	54.00	-10.28	13.49	3	H	360	1.50	-
PK	11.57G	55.23	74.00	-18.77	13.49	3	H	360	1.50	-

802.11ac VHT20_Nss1,(MCS0)_3TX

5825MHz_TX

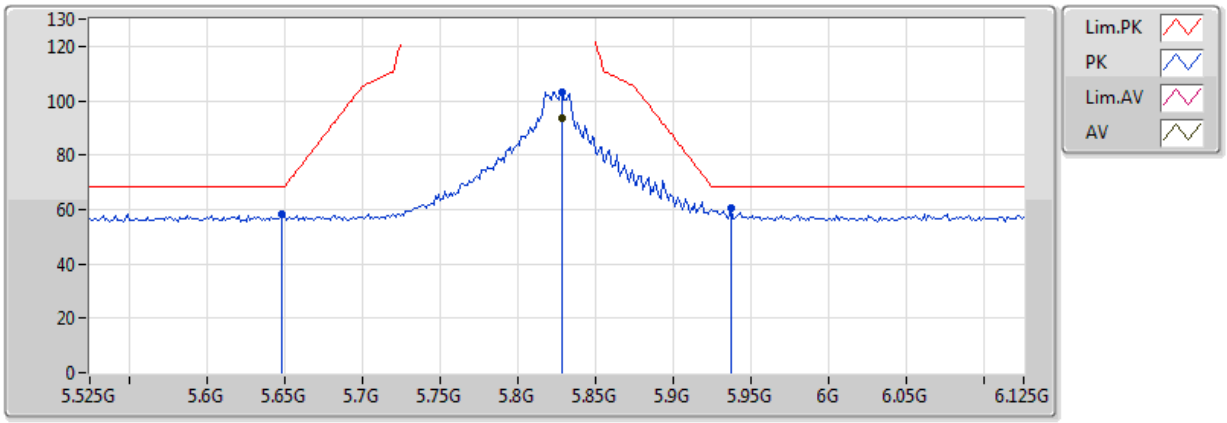

EUT = Z axis

Type	Freq(Hz)	Level(dBuV/m)	Limit(dBuV/m)	Margin(dB)	Factor(dB)	Dist(m)	Pol.(H/V)	Azimuth(°)	Height(m)	Comments
AV	5.8286G	93.34	Inf	-Inf	3.54	3	V	254	2.44	-
PK	5.6486G	58.54	68.20	-9.66	3.39	3	V	254	2.44	-
PK	5.8286G	103.02	Inf	-Inf	3.54	3	V	254	2.44	-
PK	5.9366G	60.73	68.20	-7.47	3.63	3	V	254	2.44	-

802.11ac VHT20_Nss1,(MCS0)_3TX

5825MHz_TX

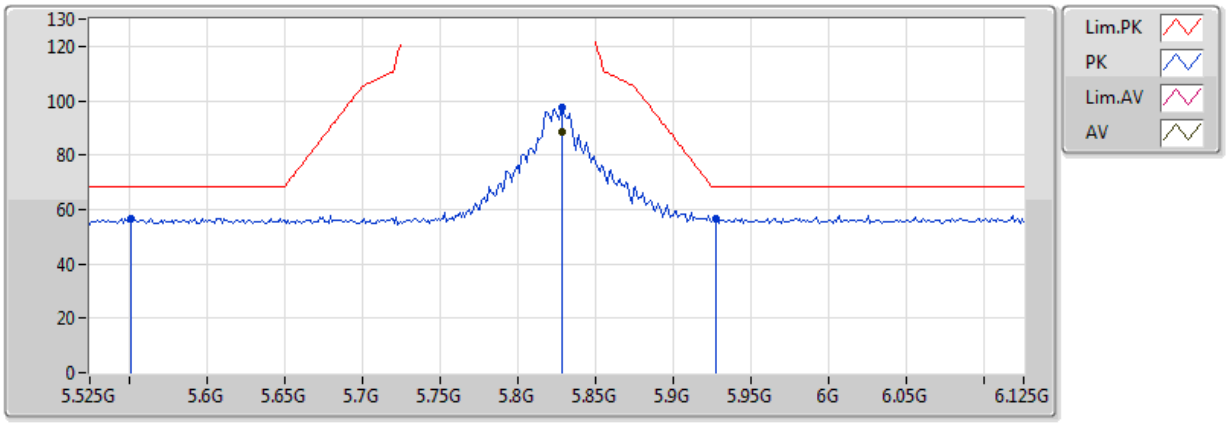

EUT = Z axis

Type	Freq(Hz)	Level(dBuV/m)	Limit(dBuV/m)	Margin(dB)	Factor(dB)	Dist(m)	Pol.(H/V)	Azimuth(°)	Height(m)	Comments
AV	5.8286G	88.36	Inf	-Inf	3.54	3	H	150	2.53	-
PK	5.5514G	56.85	68.20	-11.35	3.31	3	H	150	2.53	-
PK	5.8286G	97.52	Inf	-Inf	3.54	3	H	150	2.53	-
PK	5.927G	56.70	68.20	-11.50	3.62	3	H	150	2.53	-

802.11ac VHT20_Nss1,(MCS0)_3TX

5825MHz_TX

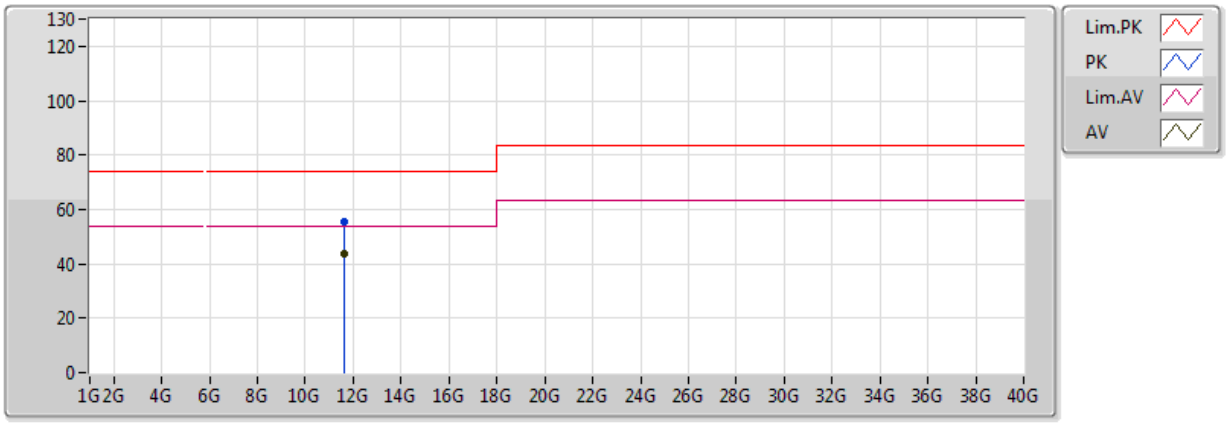

EUT = Z axis

Type	Freq(Hz)	Level(dBuV/m)	Limit(dBuV/m)	Margin(dB)	Factor(dB)	Dist(m)	Pol.(H/V)	Azimuth(°)	Height(m)	Comments
AV	11.65G	43.74	54.00	-10.26	13.35	3	V	360	1.50	-
PK	11.65G	55.47	74.00	-18.53	13.35	3	V	360	1.50	-

802.11ac VHT20_Nss1,(MCS0)_3TX

5825MHz_TX

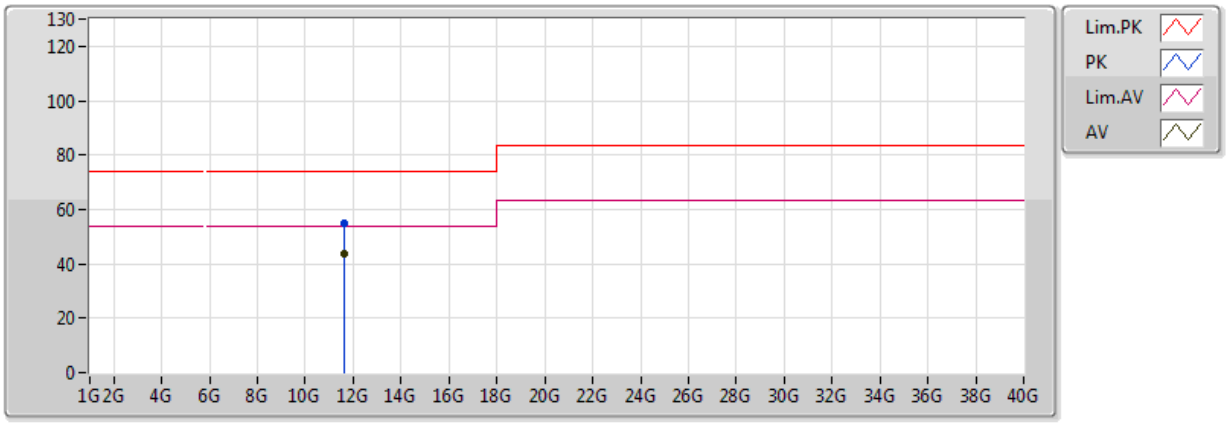

EUT = Z axis

Type	Freq(Hz)	Level(dBuV/m)	Limit(dBuV/m)	Margin(dB)	Factor(dB)	Dist(m)	Pol.(H/V)	Azimuth(°)	Height(m)	Comments
AV	11.65G	43.71	54.00	-10.29	13.35	3	H	0	1.50	-
PK	11.65G	54.65	74.00	-19.35	13.35	3	H	0	1.50	-

802.11ac VHT40_Nss1,(MCS0)_3TX

5190MHz_TX

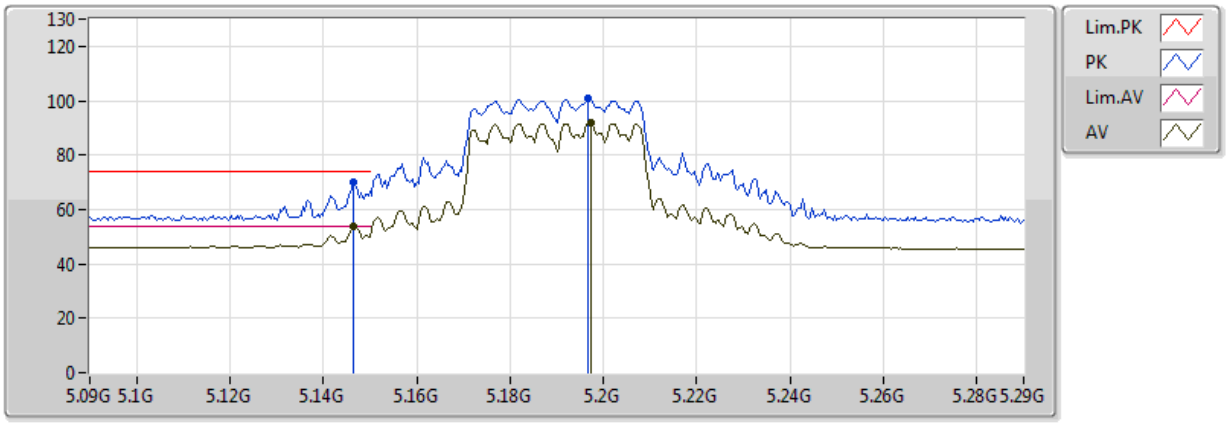

EUT = Z axis

Type	Freq(Hz)	Level(dBuV/m)	Limit(dBuV/m)	Margin(dB)	Factor(dB)	Dist(m)	Pol.(H/V)	Azimuth(°)	Height(m)	Comments
AV	5.1464G	53.58	54.00	-0.42	2.90	3	V	258	2.31	-
AV	5.1972G	92.12	Inf	-Inf	2.95	3	V	258	2.31	-
PK	5.1464G	70.24	74.00	-3.76	2.90	3	V	258	2.31	-
PK	5.1968G	101.01	Inf	-Inf	2.95	3	V	258	2.31	-

802.11ac VHT40_Nss1,(MCS0)_3TX

5190MHz_TX

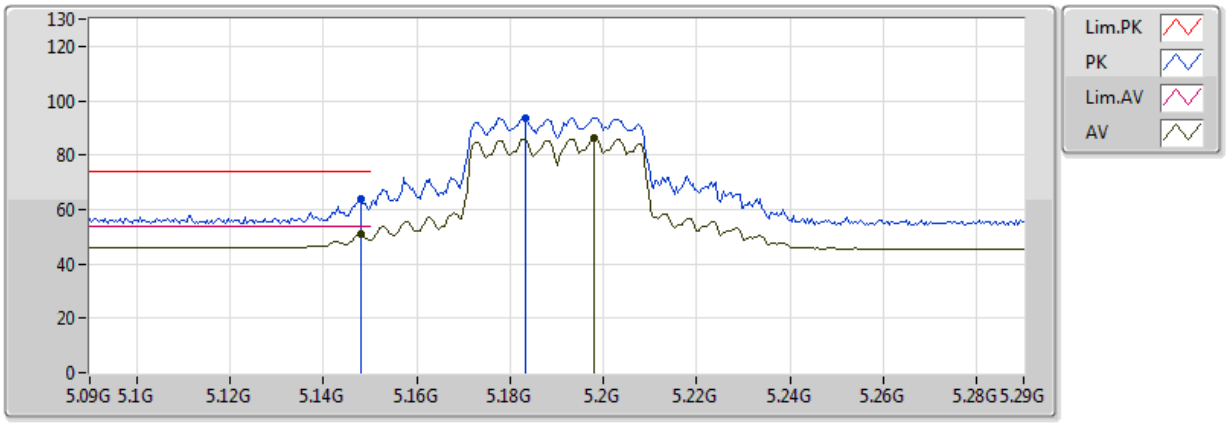

EUT = Z axis

Type	Freq(Hz)	Level(dBuV/m)	Limit(dBuV/m)	Margin(dB)	Factor(dB)	Dist(m)	Pol.(H/V)	Azimuth(°)	Height(m)	Comments
AV	5.148G	50.75	54.00	-3.25	2.90	3	H	175	3.69	-
AV	5.198G	86.34	Inf	-Inf	2.95	3	H	175	3.69	-
PK	5.148G	63.74	74.00	-10.26	2.90	3	H	175	3.69	-
PK	5.1832G	93.74	Inf	-Inf	2.93	3	H	175	3.69	-

802.11ac VHT40_Nss1,(MCS0)_3TX

5190MHz_TX

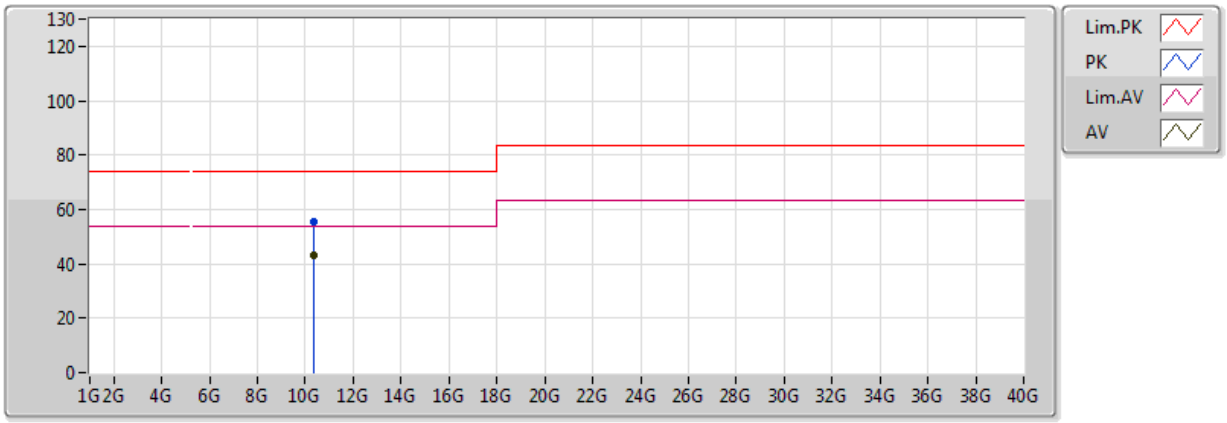

EUT = Z axis

Type	Freq(Hz)	Level(dBuV/m)	Limit(dBuV/m)	Margin(dB)	Factor(dB)	Dist(m)	Pol.(H/V)	Azimuth(°)	Height(m)	Comments
AV	10.38G	43.35	54.00	-10.65	12.84	3	V	0	1.50	-
PK	10.38G	55.63	74.00	-18.37	12.84	3	V	0	1.50	-

802.11ac VHT40_Nss1,(MCS0)_3TX

5190MHz_TX

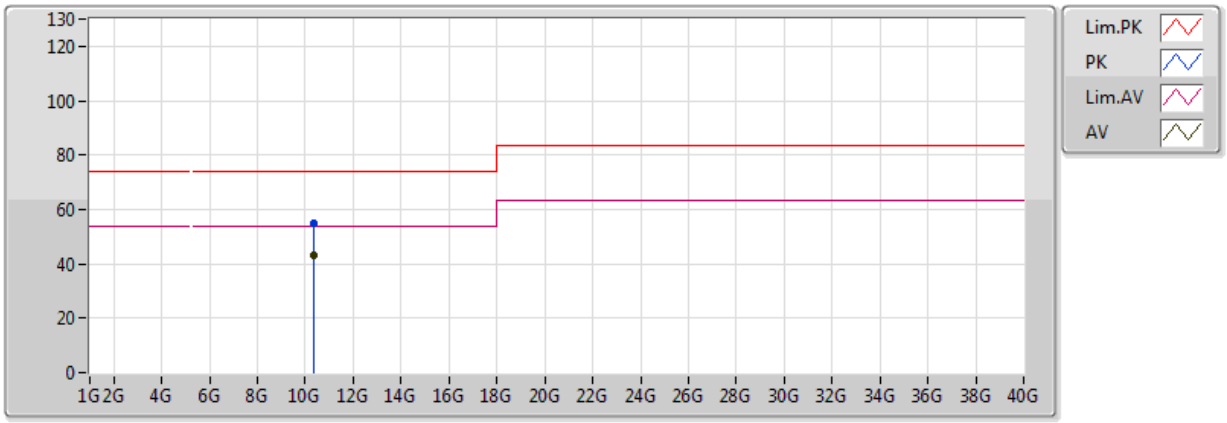

EUT = Z axis

Type	Freq(Hz)	Level(dBuV/m)	Limit(dBuV/m)	Margin(dB)	Factor(dB)	Dist(m)	Pol.(H/V)	Azimuth(°)	Height(m)	Comments
AV	10.38G	43.32	54.00	-10.68	12.84	3	H	360	1.50	-
PK	10.38G	54.99	74.00	-19.01	12.84	3	H	360	1.50	-

802.11ac VHT40_Nss1,(MCS0)_3TX

5230MHz_TX

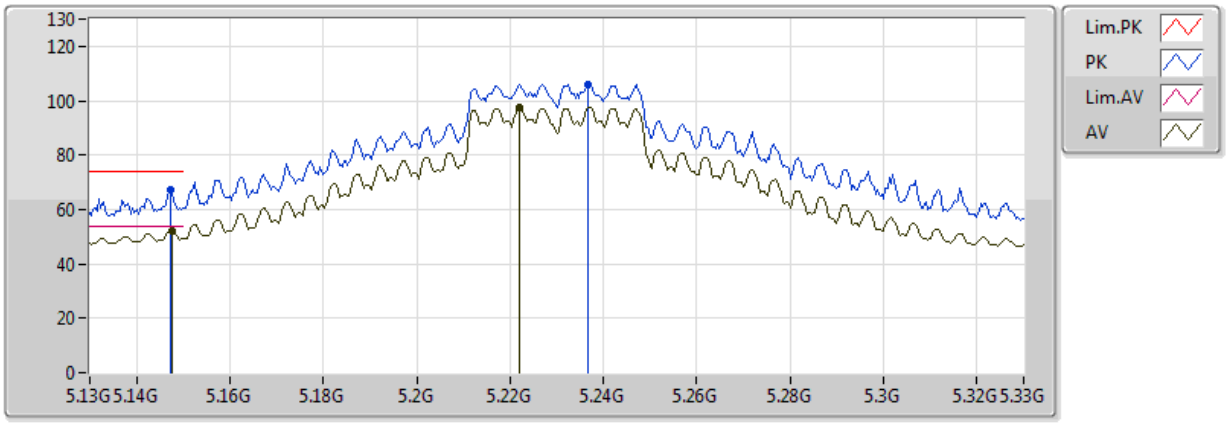

EUT = Z axis

Type	Freq(Hz)	Level(dBuV/m)	Limit(dBuV/m)	Margin(dB)	Factor(dB)	Dist(m)	Pol.(H/V)	Azimuth(°)	Height(m)	Comments
AV	5.1476G	52.25	54.00	-1.75	2.90	3	V	255	2.43	-
AV	5.222G	97.57	Inf	-Inf	2.97	3	V	255	2.43	-
PK	5.1472G	67.45	74.00	-6.55	2.90	3	V	255	2.43	-
PK	5.2368G	105.75	Inf	-Inf	2.99	3	V	255	2.43	-

802.11ac VHT40_Nss1,(MCS0)_3TX

5230MHz_TX

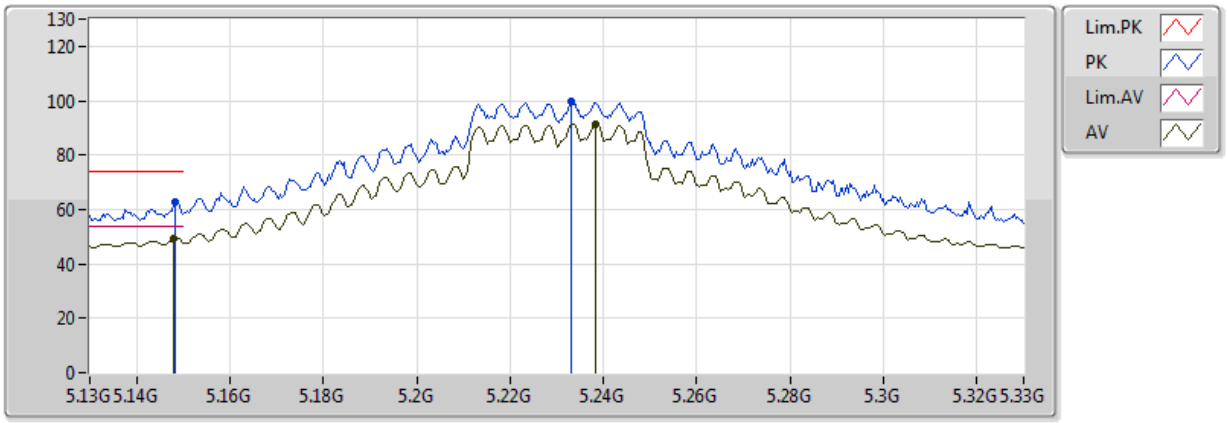

EUT = Z axis

Type	Freq(Hz)	Level(dBuV/m)	Limit(dBuV/m)	Margin(dB)	Factor(dB)	Dist(m)	Pol.(H/V)	Azimuth(°)	Height(m)	Comments
AV	5.148G	49.59	54.00	-4.41	2.90	3	H	175	3.69	-
AV	5.2384G	91.26	Inf	-Inf	2.99	3	H	175	3.69	-
PK	5.1484G	62.53	74.00	-11.47	2.90	3	H	175	3.69	-
PK	5.2332G	99.54	Inf	-Inf	2.99	3	H	175	3.69	-

802.11ac VHT40_Nss1,(MCS0)_3TX

5230MHz_TX

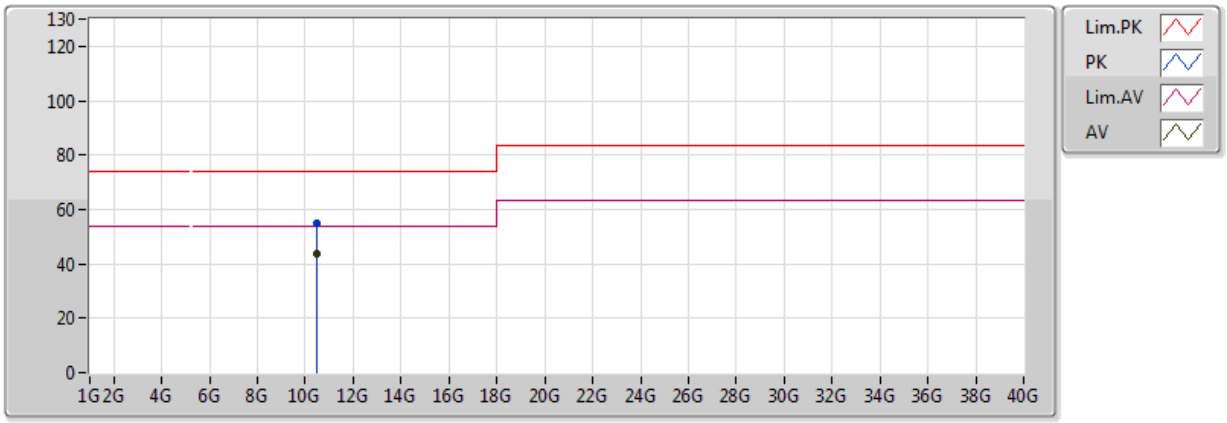

EUT = Z axis

Type	Freq(Hz)	Level(dBuV/m)	Limit(dBuV/m)	Margin(dB)	Factor(dB)	Dist(m)	Pol.(H/V)	Azimuth(°)	Height(m)	Comments
AV	10.46G	43.48	54.00	-10.52	13.05	3	V	360	1.50	-
PK	10.46G	54.82	74.00	-19.18	13.05	3	V	360	1.50	-

802.11ac VHT40_Nss1,(MCS0)_3TX

5230MHz_TX

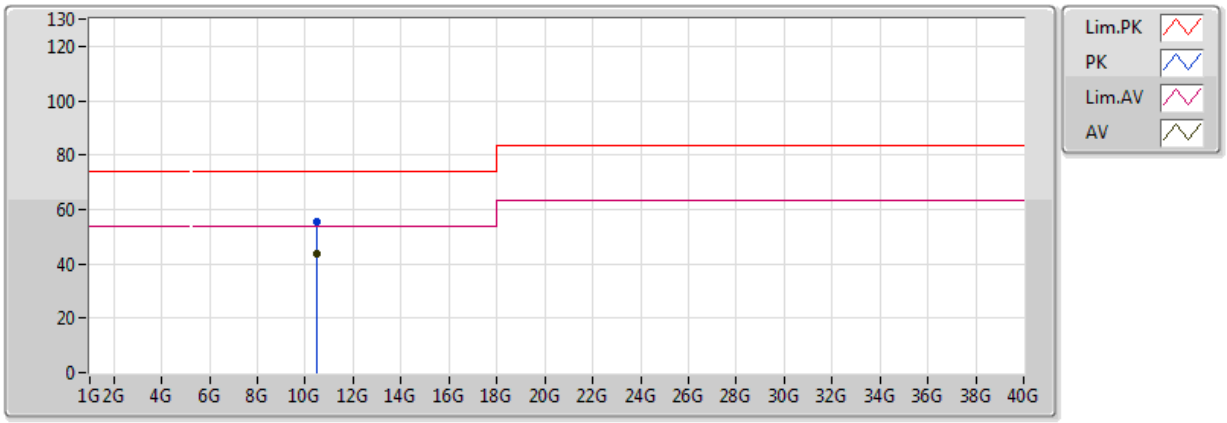

EUT = Z axis

Type	Freq(Hz)	Level(dBuV/m)	Limit(dBuV/m)	Margin(dB)	Factor(dB)	Dist(m)	Pol.(H/V)	Azimuth(°)	Height(m)	Comments
AV	10.46G	43.50	54.00	-10.50	13.05	3	H	0	1.50	-
PK	10.46G	55.21	74.00	-18.79	13.05	3	H	0	1.50	-

802.11ac VHT40_Nss1,(MCS0)_3TX

5755MHz_TX

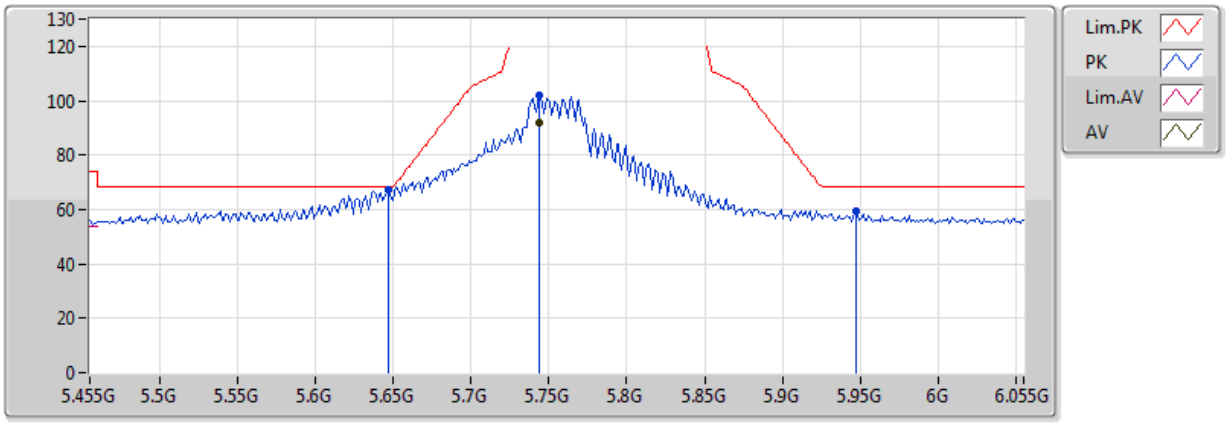

EUT = Z axis

Type	Freq(Hz)	Level(dBuV/m)	Limit(dBuV/m)	Margin(dB)	Factor(dB)	Dist(m)	Pol.(H/V)	Azimuth(°)	Height(m)	Comments
AV	5.7442G	91.98	Inf	-Inf	3.47	3	V	13	2.60	-
PK	5.647G	67.49	68.20	-0.71	3.39	3	V	13	2.60	-
PK	5.7442G	101.94	Inf	-Inf	3.47	3	V	13	2.60	-
PK	5.947G	59.66	68.20	-8.54	3.64	3	V	13	2.60	-

802.11ac VHT40_Nss1,(MCS0)_3TX

5755MHz_TX

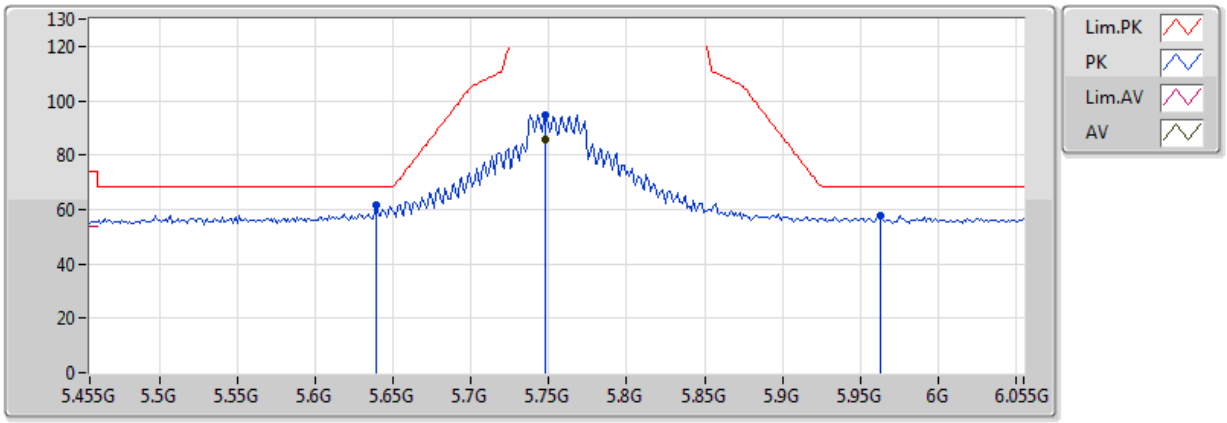

EUT = Z axis

Type	Freq(Hz)	Level(dBuV/m)	Limit(dBuV/m)	Margin(dB)	Factor(dB)	Dist(m)	Pol.(H/V)	Azimuth(°)	Height(m)	Comments
AV	5.7478G	85.64	Inf	-Inf	3.47	3	H	66	1.03	-
PK	5.6386G	61.78	68.20	-6.42	3.38	3	H	66	1.03	-
PK	5.7478G	94.85	Inf	-Inf	3.47	3	H	66	1.03	-
PK	5.9626G	57.89	68.20	-10.31	3.65	3	H	66	1.03	-

802.11ac VHT40_Nss1,(MCS0)_3TX

5755MHz_TX

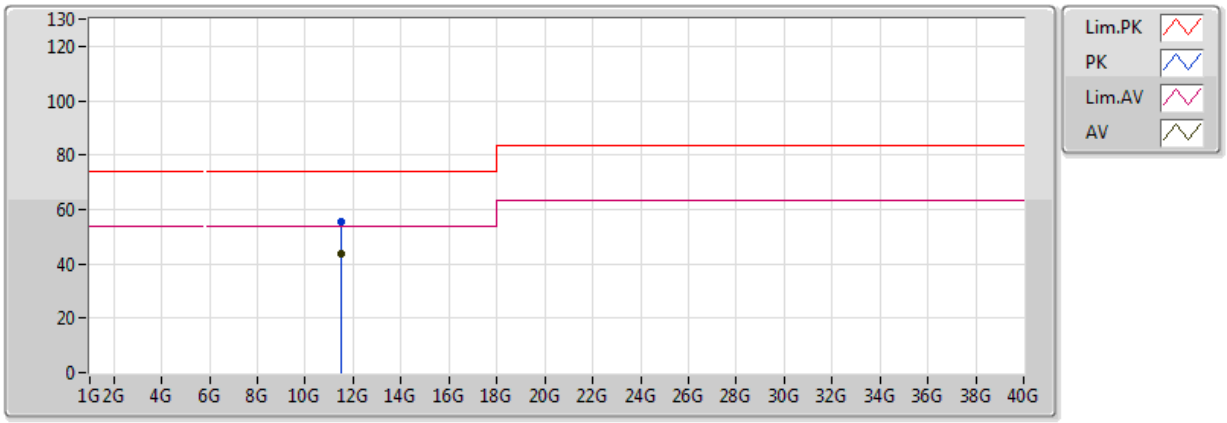

EUT = Z axis

Type	Freq(Hz)	Level(dBuV/m)	Limit(dBuV/m)	Margin(dB)	Factor(dB)	Dist(m)	Pol.(H/V)	Azimuth(°)	Height(m)	Comments
AV	11.51G	43.70	54.00	-10.30	13.59	3	V	0	1.50	-
PK	11.51G	55.24	74.00	-18.76	13.59	3	V	0	1.50	-

802.11ac VHT40_Nss1,(MCS0)_3TX

5755MHz_TX

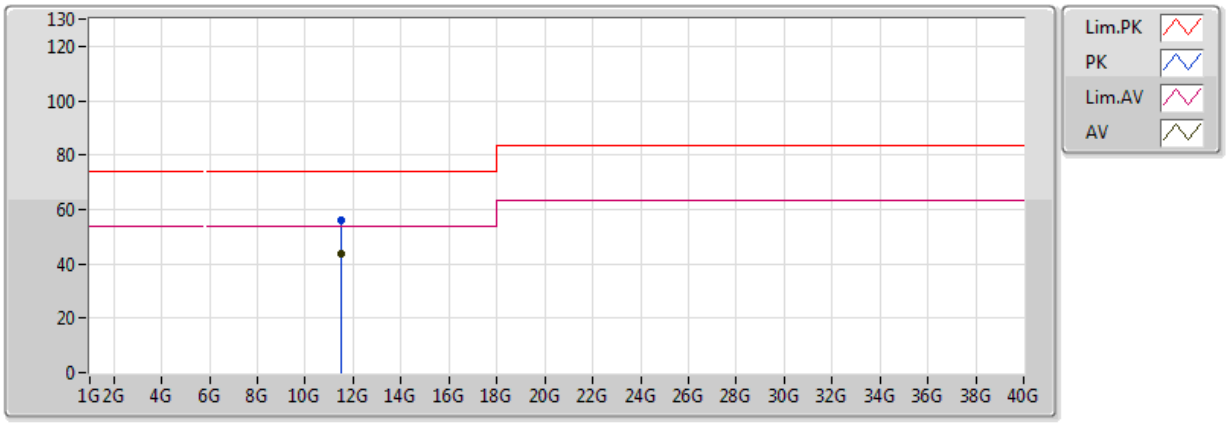

EUT = Z axis

Type	Freq(Hz)	Level(dBuV/m)	Limit(dBuV/m)	Margin(dB)	Factor(dB)	Dist(m)	Pol.(H/V)	Azimuth(°)	Height(m)	Comments
AV	11.51G	43.65	54.00	-10.35	13.59	3	H	360	1.50	-
PK	11.51G	56.07	74.00	-17.93	13.59	3	H	360	1.50	-

802.11ac VHT40_Nss1,(MCS0)_3TX

5795MHz_TX

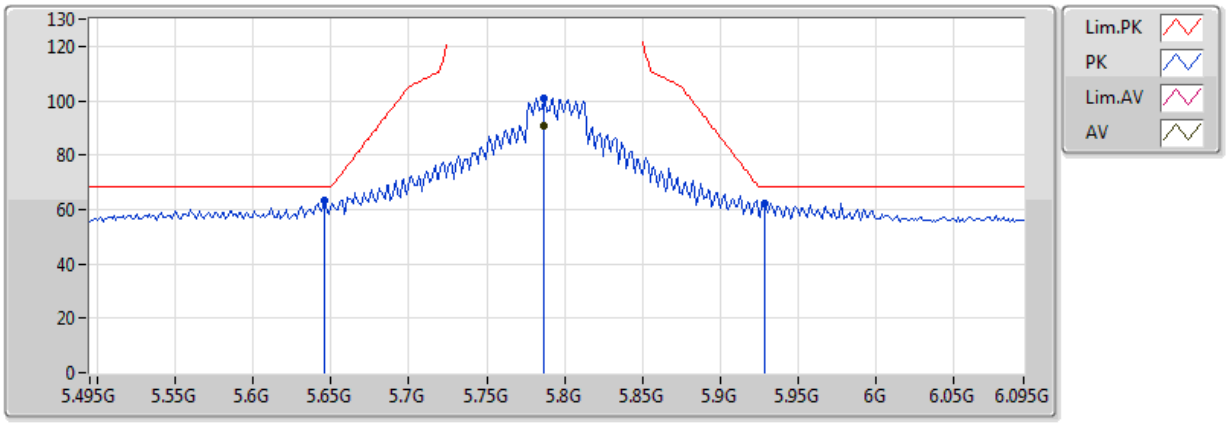

EUT = Z axis

Type	Freq(Hz)	Level(dBuV/m)	Limit(dBuV/m)	Margin(dB)	Factor(dB)	Dist(m)	Pol.(H/V)	Azimuth(°)	Height(m)	Comments
AV	5.7866G	91.01	Inf	-Inf	3.50	3	V	2	2.48	-
PK	5.6462G	63.05	68.20	-5.15	3.39	3	V	2	2.48	-
PK	5.7866G	100.70	Inf	-Inf	3.50	3	V	2	2.48	-
PK	5.9282G	62.45	68.20	-5.75	3.62	3	V	2	2.48	-

802.11ac VHT40_Nss1,(MCS0)_3TX

5795MHz_TX

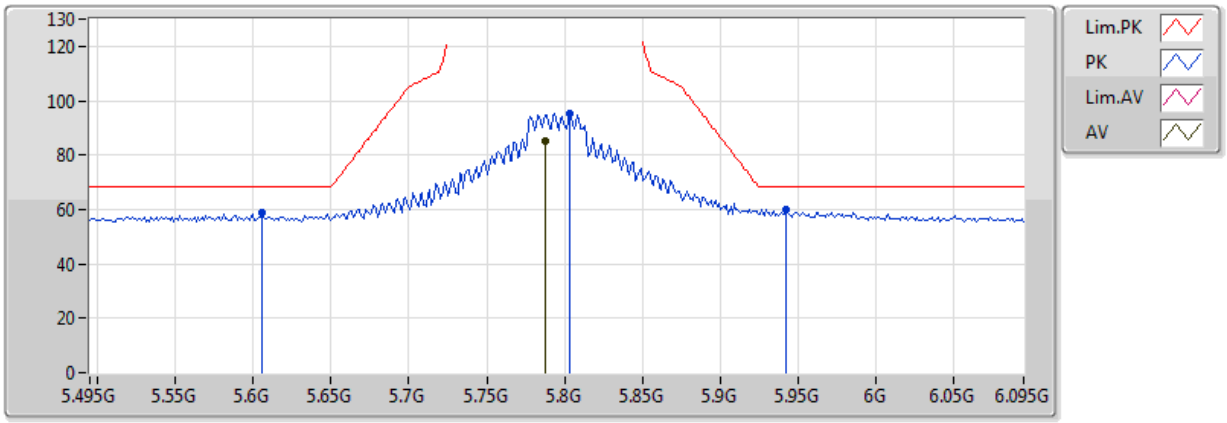

EUT = Z axis

Type	Freq(Hz)	Level(dBuV/m)	Limit(dBuV/m)	Margin(dB)	Factor(dB)	Dist(m)	Pol.(H/V)	Azimuth(°)	Height(m)	Comments
AV	5.7878G	85.43	Inf	-Inf	3.50	3	H	69	1.01	-
PK	5.6054G	58.59	68.20	-9.61	3.35	3	H	69	1.01	-
PK	5.8034G	95.22	Inf	-Inf	3.51	3	H	69	1.01	-
PK	5.9426G	59.94	68.20	-8.26	3.63	3	H	69	1.01	-

802.11ac VHT40_Nss1,(MCS0)_3TX

5795MHz_TX

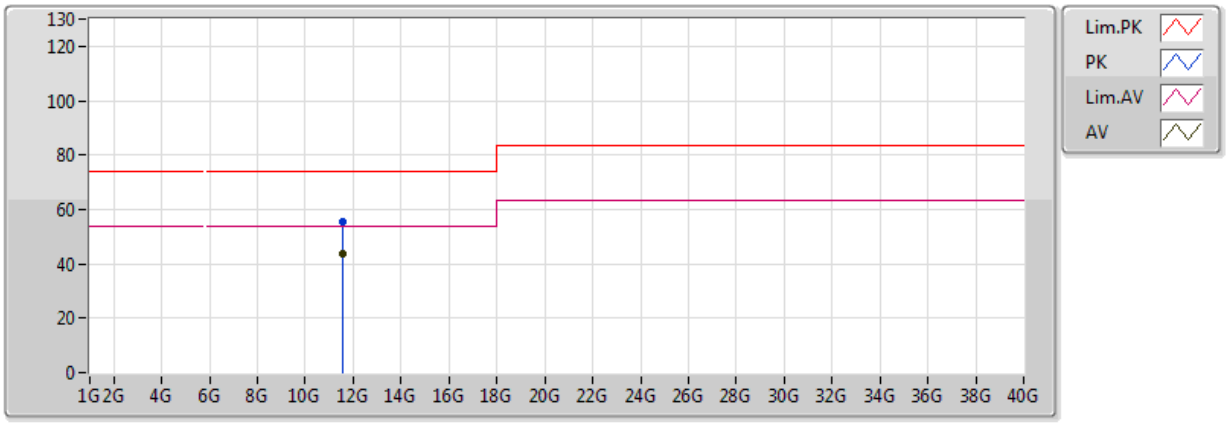

EUT = Z axis

Type	Freq(Hz)	Level(dBuV/m)	Limit(dBuV/m)	Margin(dB)	Factor(dB)	Dist(m)	Pol.(H/V)	Azimuth(°)	Height(m)	Comments
AV	11.59G	43.64	54.00	-10.36	13.46	3	V	360	1.50	-
PK	11.59G	55.21	74.00	-18.79	13.46	3	V	360	1.50	-

802.11ac VHT40_Nss1,(MCS0)_3TX

5795MHz_TX

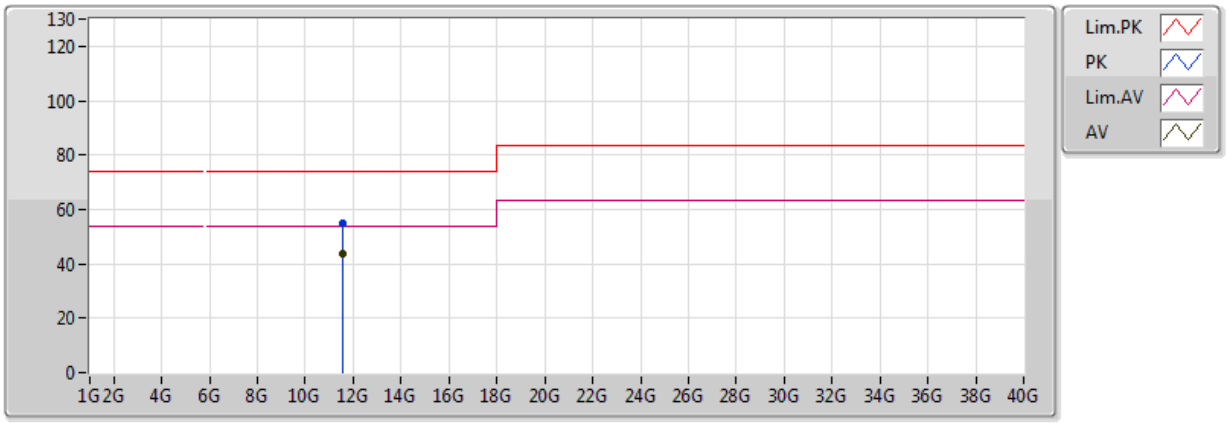

EUT = Z axis

Type	Freq(Hz)	Level(dBuV/m)	Limit(dBuV/m)	Margin(dB)	Factor(dB)	Dist(m)	Pol.(H/V)	Azimuth(°)	Height(m)	Comments
AV	11.59G	43.66	54.00	-10.34	13.46	3	H	0	1.50	-
PK	11.59G	54.95	74.00	-19.05	13.46	3	H	0	1.50	-

802.11ac VHT80_Nss1,(MCS0)_3TX

5210MHz_TX

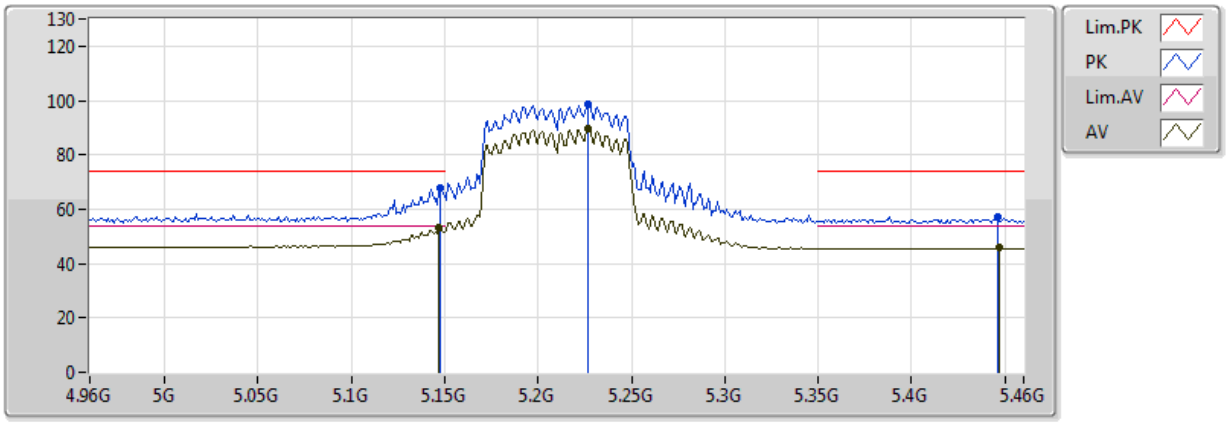

EUT = Z axis

Type	Freq(Hz)	Level(dBuV/m)	Limit(dBuV/m)	Margin(dB)	Factor(dB)	Dist(m)	Pol.(H/V)	Azimuth(°)	Height(m)	Comments
AV	5.147G	53.38	54.00	-0.62	2.90	3	V	257	2.39	-
AV	5.227G	89.83	Inf	-Inf	2.98	3	V	257	2.39	-
AV	5.447G	45.67	54.00	-8.33	3.21	3	V	257	2.39	-
PK	5.148G	67.76	74.00	-6.24	2.90	3	V	257	2.39	-
PK	5.227G	98.44	Inf	-Inf	2.98	3	V	257	2.39	-
PK	5.446G	56.88	74.00	-17.12	3.21	3	V	257	2.39	-

802.11ac VHT80_Nss1,(MCS0)_3TX

5210MHz_TX

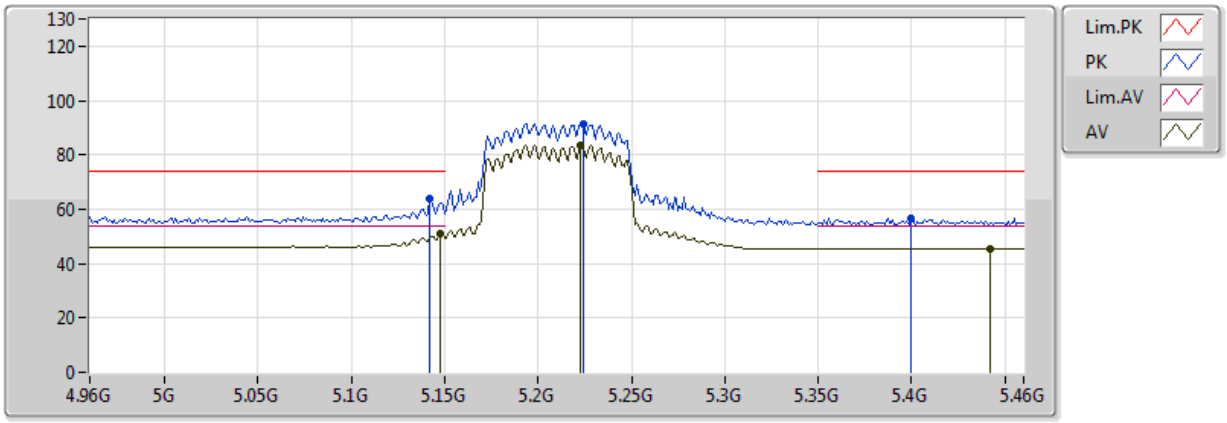

EUT = Z axis

Type	Freq(Hz)	Level(dBuV/m)	Limit(dBuV/m)	Margin(dB)	Factor(dB)	Dist(m)	Pol.(H/V)	Azimuth(°)	Height(m)	Comments
AV	5.148G	50.90	54.00	-3.10	2.90	3	H	176	3.69	-
AV	5.223G	83.63	Inf	-Inf	2.98	3	H	176	3.69	-
AV	5.442G	45.54	54.00	-8.46	3.21	3	H	176	3.69	-
PK	5.142G	63.91	74.00	-10.09	2.89	3	H	176	3.69	-
PK	5.224G	91.39	Inf	-Inf	2.98	3	H	176	3.69	-
PK	5.4G	56.71	74.00	-17.29	3.16	3	H	176	3.69	-

802.11ac VHT80_Nss1,(MCS0)_3TX

5210MHz_TX

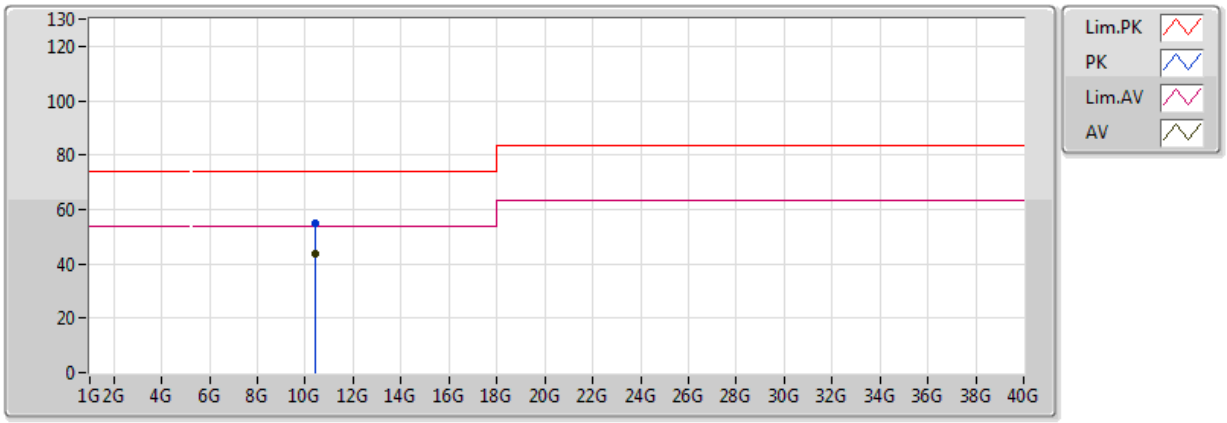

EUT = Z axis

Type	Freq(Hz)	Level(dBuV/m)	Limit(dBuV/m)	Margin(dB)	Factor(dB)	Dist(m)	Pol.(H/V)	Azimuth(°)	Height(m)	Comments
AV	10.42G	43.45	54.00	-10.55	12.94	3	V	0	1.50	-
PK	10.42G	55.03	74.00	-18.97	12.94	3	V	0	1.50	-

802.11ac VHT80_Nss1,(MCS0)_3TX

5210MHz_TX

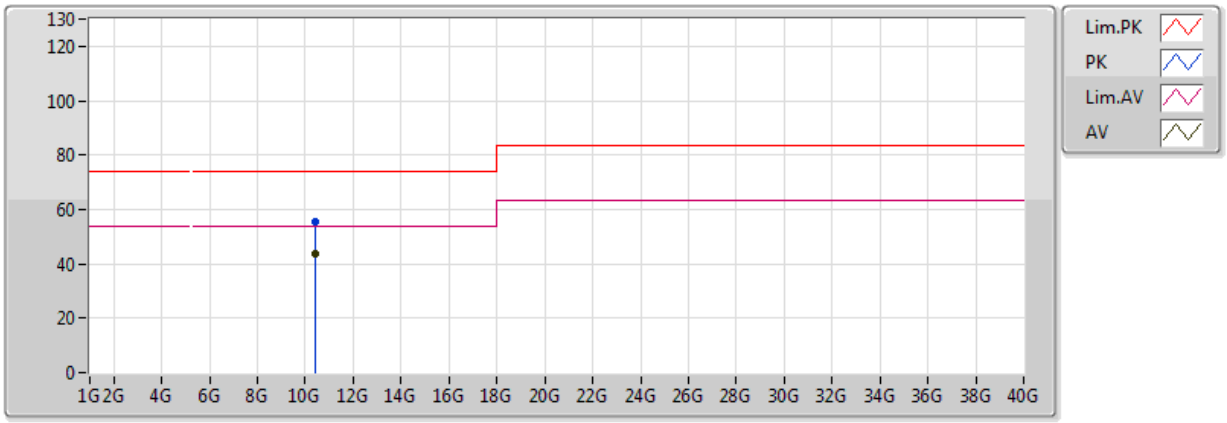

EUT = Z axis

Type	Freq(Hz)	Level(dBuV/m)	Limit(dBuV/m)	Margin(dB)	Factor(dB)	Dist(m)	Pol.(H/V)	Azimuth(°)	Height(m)	Comments
AV	10.42G	43.43	54.00	-10.57	12.94	3	H	360	1.50	-
PK	10.42G	55.24	74.00	-18.76	12.94	3	H	360	1.50	-

802.11ac VHT80_Nss1,(MCS0)_3TX

5775MHz_TX

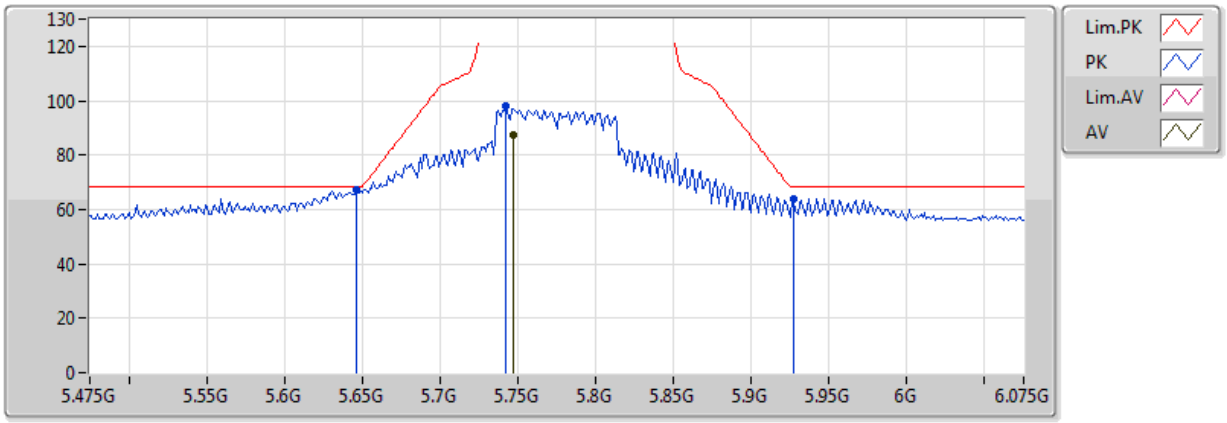

EUT = Z axis

Type	Freq(Hz)	Level(dBuV/m)	Limit(dBuV/m)	Margin(dB)	Factor(dB)	Dist(m)	Pol.(H/V)	Azimuth(°)	Height(m)	Comments
AV	5.7474G	87.52	Inf	-Inf	3.47	3	V	5	2.58	-
PK	5.6466G	67.20	68.20	-1.00	3.39	3	V	5	2.58	-
PK	5.7426G	97.80	Inf	-Inf	3.47	3	V	5	2.58	-
PK	5.9274G	64.09	68.20	-4.11	3.62	3	V	5	2.58	-

802.11ac VHT80_Nss1,(MCS0)_3TX

5775MHz_TX

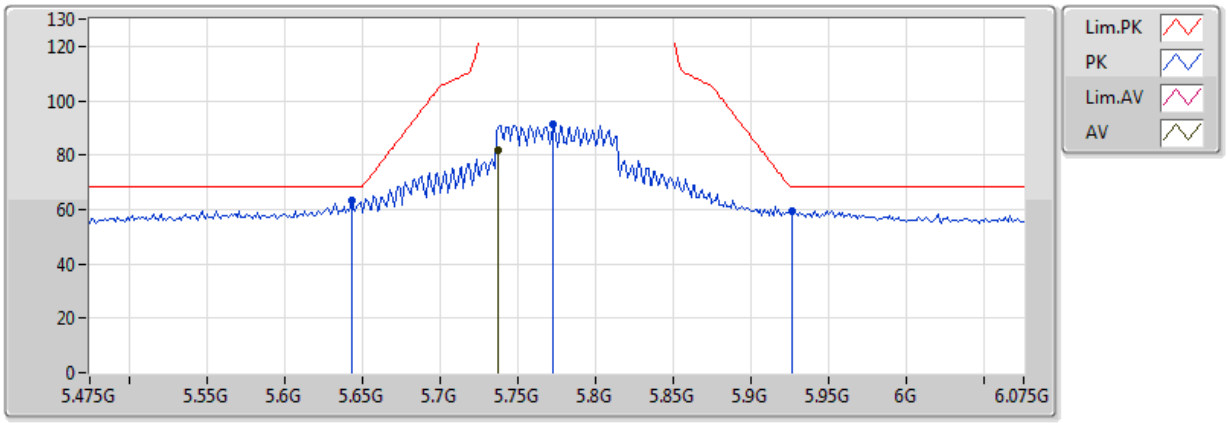

EUT = Z axis

Type	Freq(Hz)	Level(dBuV/m)	Limit(dBuV/m)	Margin(dB)	Factor(dB)	Dist(m)	Pol.(H/V)	Azimuth(°)	Height(m)	Comments
AV	5.7378G	81.73	Inf	-Inf	3.47	3	H	66	1.01	-
PK	5.643G	63.25	68.20	-4.95	3.39	3	H	66	1.01	-
PK	5.7726G	91.48	Inf	-Inf	3.49	3	H	66	1.01	-
PK	5.9262G	59.55	68.20	-8.65	3.62	3	H	66	1.01	-

802.11ac VHT80_Nss1,(MCS0)_3TX

5775MHz_TX

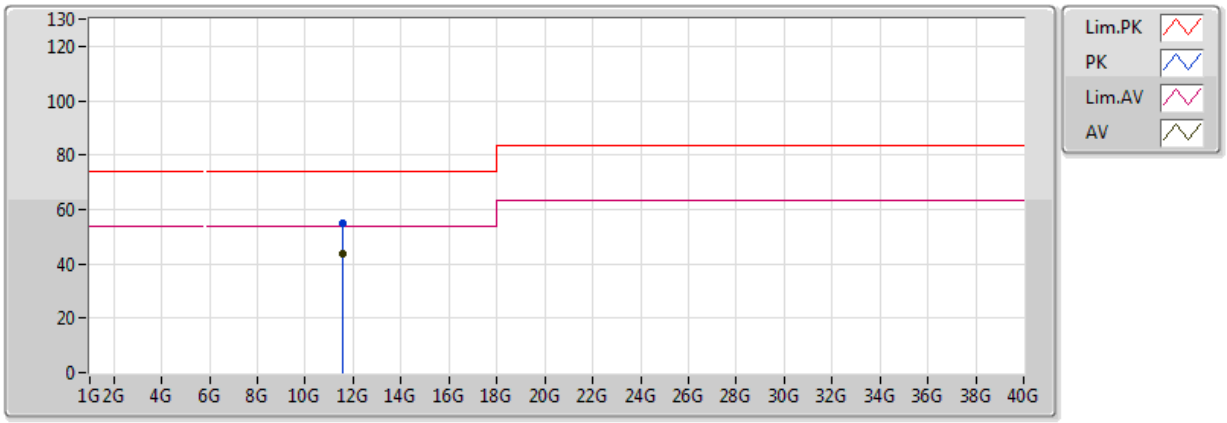

EUT = Z axis

Type	Freq(Hz)	Level(dBuV/m)	Limit(dBuV/m)	Margin(dB)	Factor(dB)	Dist(m)	Pol.(H/V)	Azimuth(°)	Height(m)	Comments
AV	11.55G	43.55	54.00	-10.45	13.52	3	V	360	1.50	-
PK	11.55G	55.12	74.00	-18.88	13.52	3	V	360	1.50	-

802.11ac VHT80_Nss1,(MCS0)_3TX

5775MHz_TX

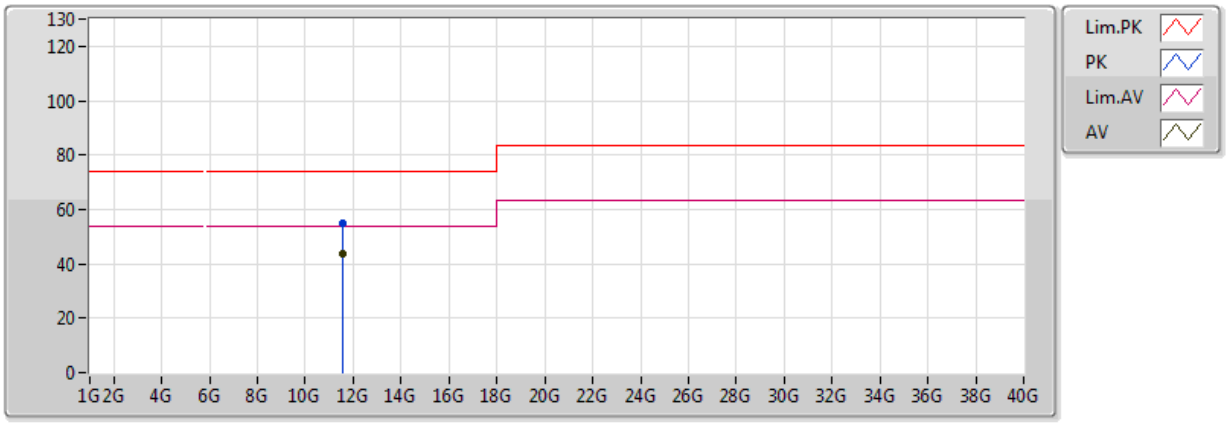

EUT = Z axis

Type	Freq(Hz)	Level(dBuV/m)	Limit(dBuV/m)	Margin(dB)	Factor(dB)	Dist(m)	Pol.(H/V)	Azimuth(°)	Height(m)	Comments
AV	11.55G	43.53	54.00	-10.47	13.52	3	H	0	1.50	-
PK	11.55G	55.09	74.00	-18.91	13.52	3	H	0	1.50	-

Summary

Mode	Result	Type	Freq (Hz)	Level (dBuV/m)	Limit (dBuV/m)	Margin (dB)	Factor (dB)	Dist (m)	Pol. (H/V)	Azimuth (°)	Height (m)	Comments
802.11a_(6Mbps)_3TX	-	-	-	-	-	-	-	-	-	-	-	-
5150-5250GHz	Pass	Pass	PK	31.94M	34.44	40.00	-5.56	-5.01	3	H	360	-

Result

Mode	Result	Type	Freq (Hz)	Level (dBuV/m)	Limit (dBuV/m)	Margin (dB)	Factor (dB)	Dist (m)	Pol. (H/V)	Azimuth (°)	Height (m)	Comments
802.11a_(6Mbps)_3RX	-	-	-	-	-	-	-	-	-	-	-	-
5240MHz	Pass	PK	31.94M	34.44	40.00	-5.56	-5.01	3	H	360	1.00	-
5240MHz	Pass	PK	161.92M	32.58	43.50	-10.92	-10.46	3	H	360	1.00	-
5240MHz	Pass	PK	262.8M	33.63	46.00	-12.37	-6.31	3	H	360	1.00	-
5240MHz	Pass	PK	388.9M	34.93	46.00	-11.07	-4.42	3	H	360	1.00	-
5240MHz	Pass	PK	408.3M	39.23	46.00	-6.77	-3.41	3	H	360	1.00	-
5240MHz	Pass	PK	672.14M	38.98	46.00	-7.02	-0.35	3	H	360	1.00	-
5240MHz	Pass	PK	70.74M	27.49	40.00	-12.51	-15.04	3	V	0	1.00	-
5240MHz	Pass	PK	90.14M	25.03	43.50	-18.47	-12.39	3	V	0	1.00	-
5240MHz	Pass	PK	274.44M	23.00	46.00	-23.00	-6.81	3	V	0	1.00	-
5240MHz	Pass	PK	425.76M	26.77	46.00	-19.23	-3.03	3	V	0	1.00	-
5240MHz	Pass	PK	600.36M	38.97	46.00	-7.03	-1.03	3	V	0	1.00	-
5240MHz	Pass	PK	1G	34.54	74.00	-39.46	4.40	3	V	0	1.00	-

802.11a_(6Mbps)_3RX

5240MHz_PoE

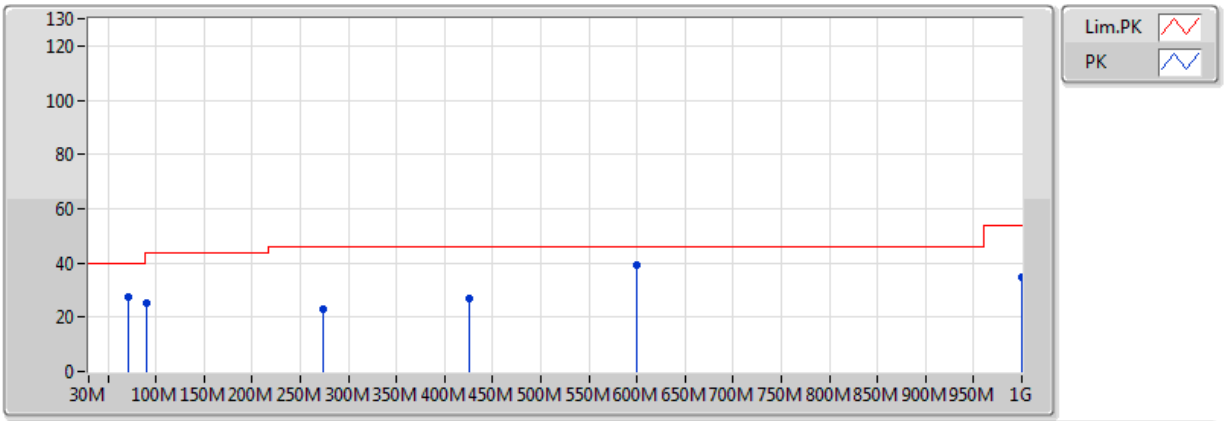

Type	Freq(Hz)	Level(dBuV/m)	Limit(dBuV/m)	Margin(dB)	Factor(dB)	Dist(m)	Pol.(H/V)	Azimuth(°)	Height(m)	Comments
PK	70.74M	27.49	40.00	-12.51	-15.04	3	V	0	1.00	-
PK	90.14M	25.03	43.50	-18.47	-12.39	3	V	0	1.00	-
PK	274.44M	23.00	46.00	-23.00	-6.81	3	V	0	1.00	-
PK	425.76M	26.77	46.00	-19.23	-3.03	3	V	0	1.00	-
PK	600.36M	38.97	46.00	-7.03	-1.03	3	V	0	1.00	-
PK	1G	34.54	74.00	-39.46	4.40	3	V	0	1.00	-

802.11a_(6Mbps)_3RX

5240MHz_PoE

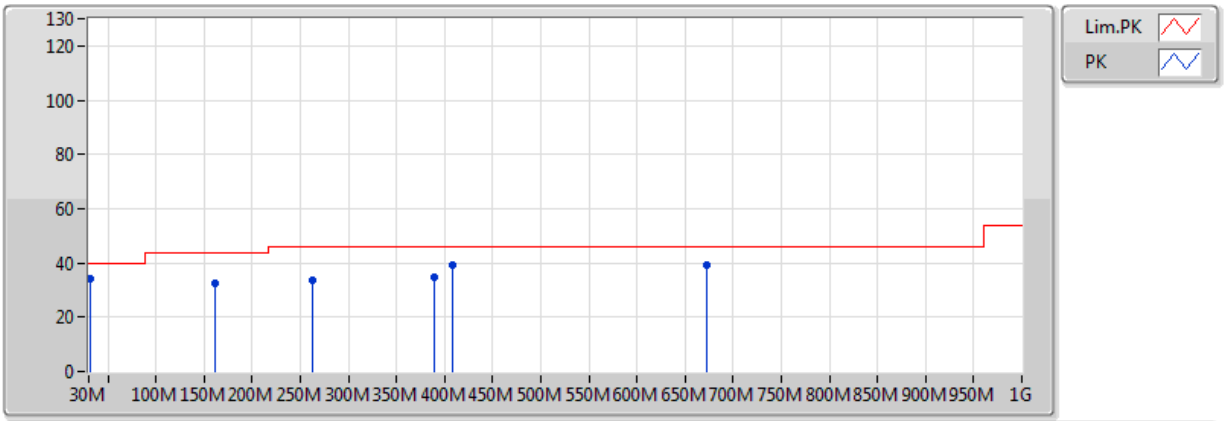

Type	Freq(Hz)	Level(dBuV/m)	Limit(dBuV/m)	Margin(dB)	Factor(dB)	Dist(m)	Pol.(H/V)	Azimuth(°)	Height(m)	Comments
PK	31.94M	34.44	40.00	-5.56	-5.01	3	H	360	1.00	-
PK	161.92M	32.58	43.50	-10.92	-10.46	3	H	360	1.00	-
PK	262.8M	33.63	46.00	-12.37	-6.31	3	H	360	1.00	-
PK	388.9M	34.93	46.00	-11.07	-4.42	3	H	360	1.00	-
PK	408.3M	39.23	46.00	-6.77	-3.41	3	H	360	1.00	-
PK	672.14M	38.98	46.00	-7.02	-0.35	3	H	360	1.00	-

Summary

Mode	Result	Type	Freq (Hz)	Level (dBuV/m)	Limit (dBuV/m)	Margin (dB)	Factor (dB)	Dist (m)	Pol. (H/V)	Azimuth (°)	Height (m)	Comments
802.11a_(6Mbps)_3TX	-	-	-	-	-	-	-	-	-	-	-	-
5150-5250GHz	Pass	PK	600.36M	40.50	46.00	-5.50	-1.03	3	H	0	1.00	-

Result

Mode	Result	Type	Freq (Hz)	Level (dBuV/m)	Limit (dBuV/m)	Margin (dB)	Factor (dB)	Dist (m)	Pol. (H/V)	Azimuth (°)	Height (m)	Comments
802.11a_(6Mbps)_3RX	-	-	-	-	-	-	-	-	-	-	-	-
5240MHz	Pass	PK	30M	23.45	40.00	-16.55	-4.06	3	H	0	1.00	-
5240MHz	Pass	PK	224M	20.10	46.00	-25.90	-10.44	3	H	0	1.00	-
5240MHz	Pass	PK	274.44M	23.77	46.00	-22.23	-6.81	3	H	0	1.00	-
5240MHz	Pass	PK	425.76M	27.12	46.00	-18.88	-3.03	3	H	0	1.00	-
5240MHz	Pass	PK	600.36M	40.50	46.00	-5.50	-1.03	3	H	0	1.00	-
5240MHz	Pass	PK	1G	36.60	74.00	-37.40	4.40	3	H	0	1.00	-
5240MHz	Pass	PK	70.74M	28.44	40.00	-11.56	-15.04	3	V	0	1.00	-
5240MHz	Pass	PK	95.96M	27.26	43.50	-16.24	-11.02	3	V	0	1.00	-
5240MHz	Pass	PK	274.44M	21.86	46.00	-24.14	-6.81	3	V	0	1.00	-
5240MHz	Pass	PK	600.36M	38.61	46.00	-7.39	-1.03	3	V	0	1.00	-
5240MHz	Pass	PK	701.24M	32.78	46.00	-13.22	-0.05	3	V	0	1.00	-
5240MHz	Pass	PK	1G	35.91	74.00	-38.09	4.40	3	V	0	1.00	-

802.11a_(6Mbps)_3RX

5240MHz_PoE

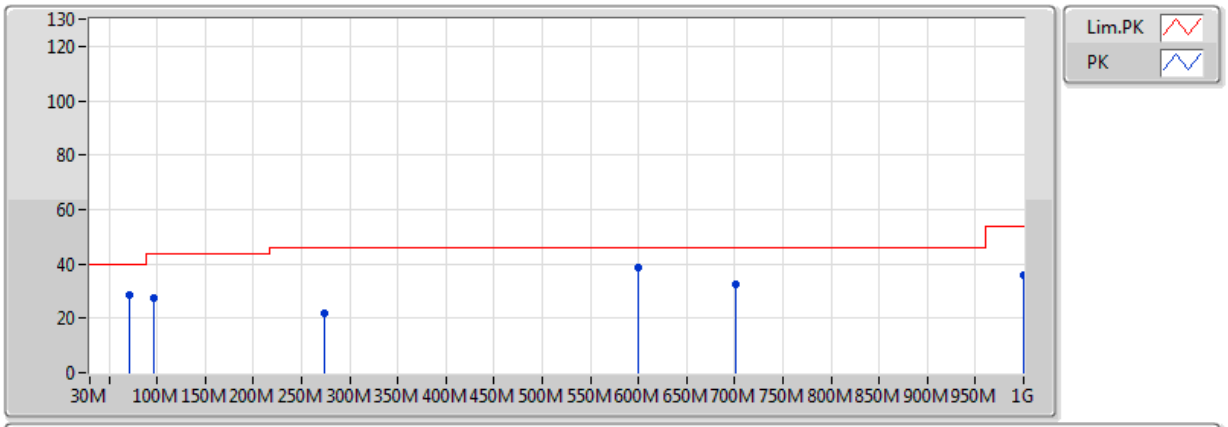

Type	Freq(Hz)	Level(dBuV/m)	Limit(dBuV/m)	Margin(dB)	Factor(dB)	Dist(m)	Pol.(H/V)	Azimuth(°)	Height(m)	Comments
PK	70.74M	28.44	40.00	-11.56	-15.04	3	V	0	1.00	-
PK	95.96M	27.26	43.50	-16.24	-11.01	3	V	0	1.00	-
PK	274.44M	21.86	46.00	-24.14	-6.81	3	V	0	1.00	-
PK	600.36M	38.61	46.00	-7.39	-1.03	3	V	0	1.00	-
PK	701.24M	32.78	46.00	-13.22	-0.05	3	V	0	1.00	-
PK	1G	35.91	74.00	-38.09	4.40	3	V	0	1.00	-

802.11a_(6Mbps)_3RX

5240MHz_PoE

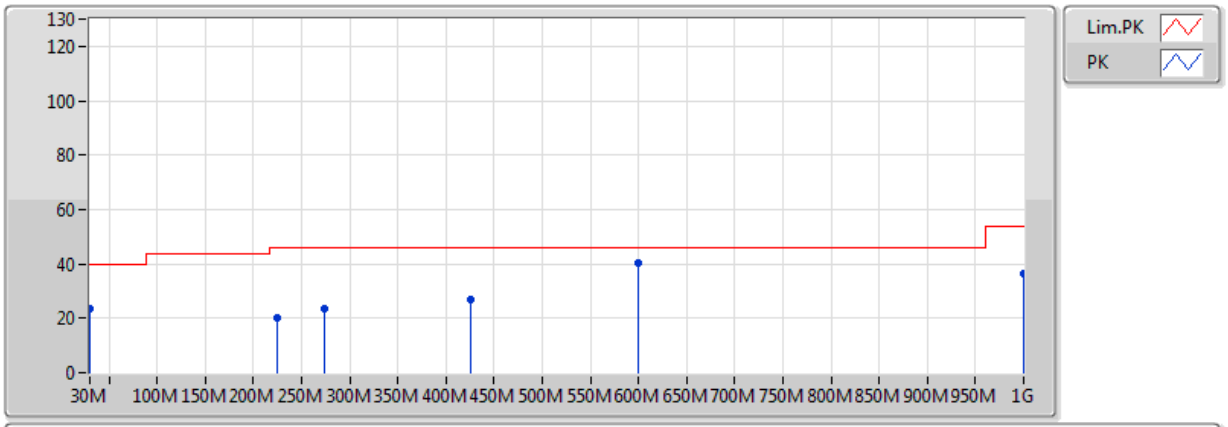

Type	Freq(Hz)	Level(dBuV/m)	Limit(dBuV/m)	Margin(dB)	Factor(dB)	Dist(m)	Pol.(H/V)	Azimuth(°)	Height(m)	Comments
PK	30M	23.45	40.00	-16.55	-4.06	3	H	0	1.00	-
PK	224M	20.10	46.00	-25.90	-10.44	3	H	0	1.00	-
PK	274.44M	23.77	46.00	-22.23	-6.81	3	H	0	1.00	-
PK	425.76M	27.12	46.00	-18.88	-3.03	3	H	0	1.00	-
PK	600.36M	40.50	46.00	-5.50	-1.03	3	H	0	1.00	-
PK	1G	36.60	74.00	-37.40	4.40	3	H	0	1.00	-

Summary

Mode	Result	Type	Freq (Hz)	Level (dBuV/m)	Limit (dBuV/m)	Margin (dB)	Factor (dB)	Dist (m)	Pol. (H/V)	Azimuth (°)	Height (m)	Comments
802.11a_(6Mbps)_3TX	-	-	-	-	-	-	-	-	-	-	-	-
5150-5250GHz	Pass	AV	6.9G	37.82	54.00	-16.18	6.46	3	H	266	1.92	-

Result

Mode	Result	Type	Freq (Hz)	Level (dBuV/m)	Limit (dBuV/m)	Margin (dB)	Factor (dB)	Dist (m)	Pol. (H/V)	Azimuth (°)	Height (m)	Comments
802.11a_(6Mbps)_3RX	-	-	-	-	-	-	-	-	-	-	-	-
5240MHz	Pass	AV	1.34G	26.34	54.00	-27.66	-7.04	3	H	299	1.28	-
5240MHz	Pass	AV	3.126G	29.61	54.00	-24.39	-1.85	3	H	78	1.66	-
5240MHz	Pass	AV	6.9G	37.82	54.00	-16.18	6.46	3	H	266	1.92	-
5240MHz	Pass	PK	1.34G	37.99	74.00	-36.01	-7.04	3	H	299	1.28	-
5240MHz	Pass	PK	3.126G	42.68	74.00	-31.32	-1.85	3	H	78	1.66	-
5240MHz	Pass	PK	6.9G	50.76	74.00	-23.24	6.46	3	H	266	1.92	-
5240MHz	Pass	AV	1.1G	24.97	54.00	-29.03	-8.24	3	V	79	1.79	-
5240MHz	Pass	AV	4.062G	30.94	54.00	-23.06	-0.08	3	V	280	2.08	-
5240MHz	Pass	AV	6.84G	37.07	54.00	-16.93	6.36	3	V	97	1.44	-
5240MHz	Pass	PK	1.1G	38.81	74.00	-35.19	-8.24	3	V	79	1.79	-
5240MHz	Pass	PK	4.062G	44.88	74.00	-29.12	-0.08	3	V	280	2.08	-
5240MHz	Pass	PK	6.84G	51.25	74.00	-22.75	6.36	3	V	97	1.44	-

802.11a_(6Mbps)_3RX

5240MHz_RX

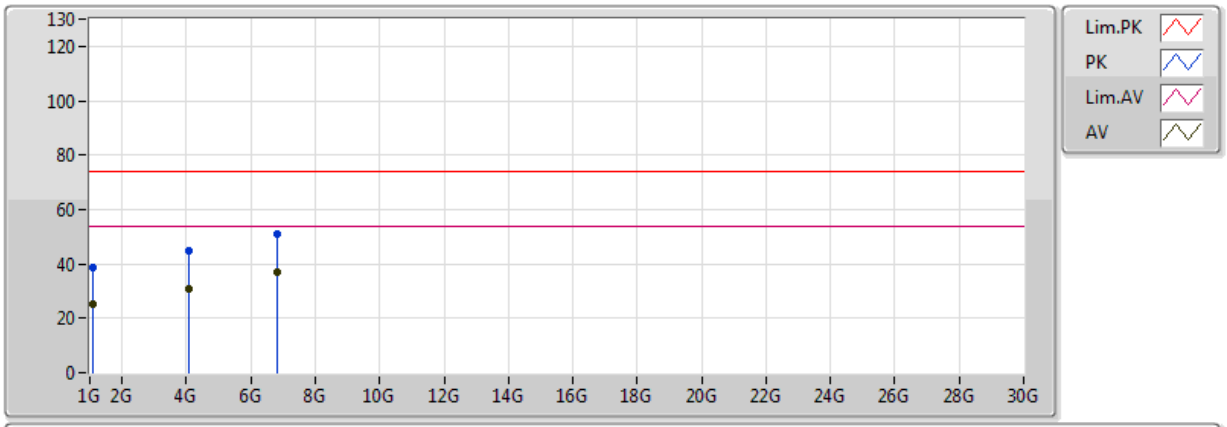

Type	Freq(Hz)	Level(dBuV/m)	Limit(dBuV/m)	Margin(dB)	Factor(dB)	Dist(m)	Pol.(H/V)	Azimuth(°)	Height(m)	Comments
AV	1.1G	24.97	54.00	-29.03	-8.24	3	V	79	1.79	-
AV	4.062G	30.94	54.00	-23.06	-0.08	3	V	280	2.08	-
AV	6.84G	37.07	54.00	-16.93	6.36	3	V	97	1.44	-
PK	1.1G	38.81	74.00	-35.19	-8.24	3	V	79	1.79	-
PK	4.062G	44.88	74.00	-29.12	-0.08	3	V	280	2.08	-
PK	6.84G	51.25	74.00	-22.75	6.36	3	V	97	1.44	-

802.11a_(6Mbps)_3RX

5240MHz_RX

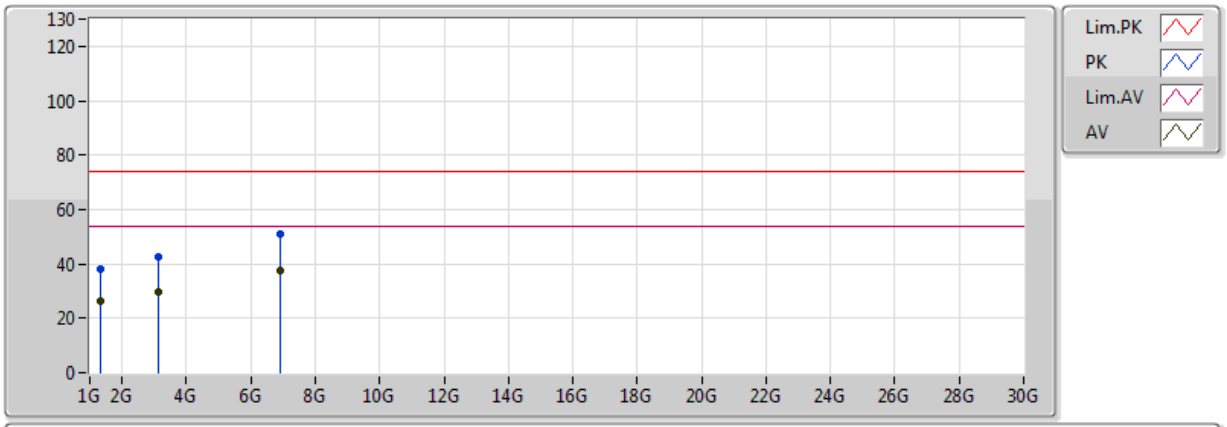

Type	Freq(Hz)	Level(dBuV/m)	Limit(dBuV/m)	Margin(dB)	Factor(dB)	Dist(m)	Pol.(H/V)	Azimuth(°)	Height(m)	Comments
AV	1.34G	26.34	54.00	-27.66	-7.04	3	H	299	1.28	-
AV	3.126G	29.61	54.00	-24.39	-1.85	3	H	78	1.66	-
AV	6.9G	37.82	54.00	-16.18	6.46	3	H	266	1.92	-
PK	1.34G	37.99	74.00	-36.01	-7.04	3	H	299	1.28	-
PK	3.126G	42.68	74.00	-31.32	-1.85	3	H	78	1.66	-
PK	6.9G	50.76	74.00	-23.24	6.46	3	H	266	1.92	-

Summary

Mode	Result	Type	Freq (Hz)	Level (dBuV/m)	Limit (dBuV/m)	Margin (dB)	Factor (dB)	Dist (m)	Pol. (H/V)	Azimuth (°)	Height (m)	Comments
802.11a_(6Mbps)_3TX	-	-	-	-	-	-	-	-	-	-	-	-
5150-5250GHz	Pass	AV	6.858G	37.34	54.00	-16.66	6.39	3	V	33	1.96	-

Result

Mode	Result	Type	Freq (Hz)	Level (dBuV/m)	Limit (dBuV/m)	Margin (dB)	Factor (dB)	Dist (m)	Pol. (H/V)	Azimuth (°)	Height (m)	Comments
802.11a_(6Mbps)_3RX	-	-	-	-	-	-	-	-	-	-	-	-
5240MHz	Pass	AV	1.328G	26.23	54.00	-27.77	-7.10	3	H	333	1.90	-
5240MHz	Pass	AV	3.198G	29.79	54.00	-24.21	-1.77	3	H	314	1.70	-
5240MHz	Pass	AV	6.866G	37.30	54.00	-16.70	6.40	3	H	116	1.08	-
5240MHz	Pass	PK	1.328G	39.10	74.00	-34.90	-7.10	3	H	333	1.90	-
5240MHz	Pass	PK	3.198G	43.98	74.00	-30.02	-1.77	3	H	314	1.70	-
5240MHz	Pass	PK	6.866G	50.68	74.00	-23.32	6.40	3	H	116	1.08	-
5240MHz	Pass	AV	1.092G	24.71	54.00	-29.29	-8.28	3	V	329	1.30	-
5240MHz	Pass	AV	3.09G	29.46	54.00	-24.54	-1.89	3	V	201	1.13	-
5240MHz	Pass	AV	6.858G	37.34	54.00	-16.66	6.39	3	V	33	1.96	-
5240MHz	Pass	PK	1.092G	38.22	74.00	-35.78	-8.28	3	V	329	1.30	-
5240MHz	Pass	PK	3.09G	43.67	74.00	-30.33	-1.89	3	V	201	1.13	-
5240MHz	Pass	PK	6.858G	50.84	74.00	-23.16	6.39	3	V	33	1.96	-

802.11a_(6Mbps)_3RX

5240MHz_RX

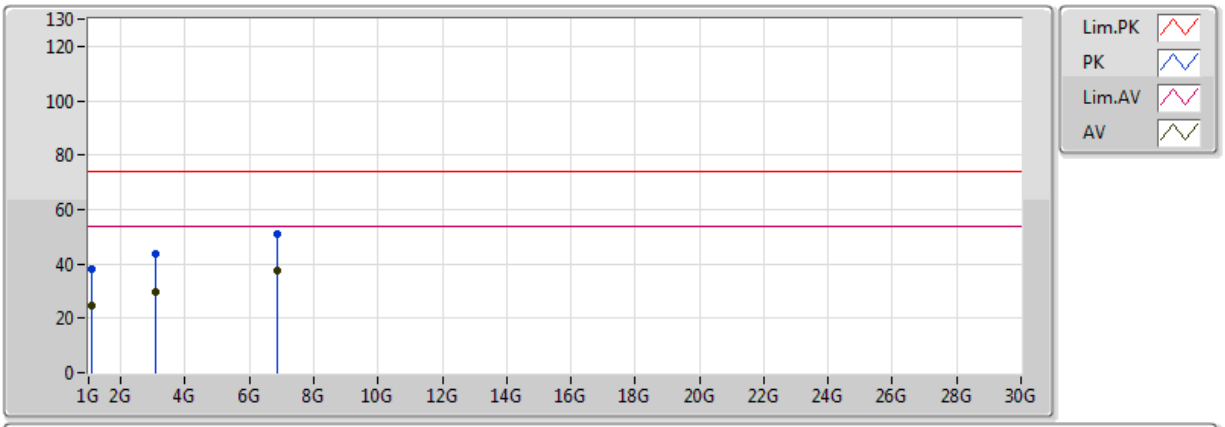

Type	Freq(Hz)	Level(dBuV/m)	Limit(dBuV/m)	Margin(dB)	Factor(dB)	Dist(m)	Pol.(H/V)	Azimuth(°)	Height(m)	Comments
AV	1.092G	24.71	54.00	-29.29	-8.28	3	V	329	1.30	-
AV	3.09G	29.46	54.00	-24.54	-1.89	3	V	201	1.13	-
AV	6.858G	37.34	54.00	-16.66	6.39	3	V	33	1.96	-
PK	1.092G	38.22	74.00	-35.78	-8.28	3	V	329	1.30	-
PK	3.09G	43.67	74.00	-30.33	-1.89	3	V	201	1.13	-
PK	6.858G	50.84	74.00	-23.16	6.39	3	V	33	1.96	-

802.11a_(6Mbps)_3RX

5240MHz_RX

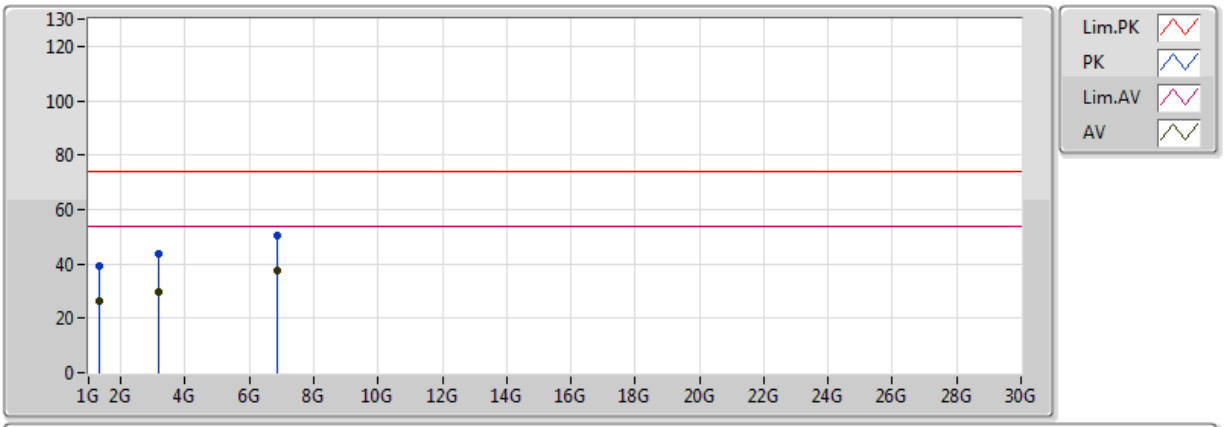

Type	Freq(Hz)	Level(dBuV/m)	Limit(dBuV/m)	Margin(dB)	Factor(dB)	Dist(m)	Pol.(H/V)	Azimuth(°)	Height(m)	Comments
AV	1.328G	26.23	54.00	-27.77	-7.10	3	H	333	1.90	-
AV	3.198G	29.79	54.00	-24.21	-1.77	3	H	314	1.70	-
AV	6.866G	37.30	54.00	-16.70	6.40	3	H	116	1.08	-
PK	1.328G	39.10	74.00	-34.90	-7.10	3	H	333	1.90	-
PK	3.198G	43.98	74.00	-30.02	-1.77	3	H	314	1.70	-
PK	6.866G	50.68	74.00	-23.32	6.40	3	H	116	1.08	-

Summary

Mode	Result	Ch (Hz)	Center (Hz)	ppm	Limit (ppm)	Port	Remark
802.11a_(6Mbps)_3TX	-	-	-	-	-	-	-
5.15-5.25GHz	Pass	5.18G	5.17993992G	11.599	20	1	10 min

Result

Mode	Result	Ch (Hz)	Center (Hz)	ppm	Limit (ppm)	Port	Remark
802.11a_(6Mbps)_3TX	-	-	-	-	-	-	-
5180MHz_0°C	Pass	5.18G	5.18003505G	6.767	20	1	0 min
5180MHz_0°C	Pass	5.18G	5.18003424G	6.611	20	1	2 min
5180MHz_0°C	Pass	5.18G	5.18003358G	6.482	20	1	5 min
5180MHz_0°C	Pass	5.18G	5.18003283G	6.339	20	1	10 min
5180MHz_10°C	Pass	5.18G	5.18001854G	3.578	20	1	0 min
5180MHz_10°C	Pass	5.18G	5.18001643G	3.171	20	1	2 min
5180MHz_10°C	Pass	5.18G	5.1800145G	2.799	20	1	5 min
5180MHz_10°C	Pass	5.18G	5.18001285G	2.48	20	1	10 min
5180MHz_20°C	Pass	5.18G	5.1799626G	7.22	20	1	0 min
5180MHz_20°C	Pass	5.18G	5.17996182G	7.371	20	1	2 min
5180MHz_20°C	Pass	5.18G	5.17996116G	7.498	20	1	5 min
5180MHz_20°C	Pass	5.18G	5.17996052G	7.621	20	1	10 min
5180MHz_30°C	Pass	5.18G	5.17996647G	6.473	20	1	0 min
5180MHz_30°C	Pass	5.18G	5.17996515G	6.728	20	1	2 min
5180MHz_30°C	Pass	5.18G	5.17996398G	6.954	20	1	5 min
5180MHz_30°C	Pass	5.18G	5.17996289G	7.164	20	1	10 min
5180MHz_40°C	Pass	5.18G	5.17994394G	10.821	20	1	0 min
5180MHz_40°C	Pass	5.18G	5.1799437G	10.869	20	1	2 min
5180MHz_40°C	Pass	5.18G	5.17994347G	10.913	20	1	5 min
5180MHz_40°C	Pass	5.18G	5.17994323G	10.959	20	1	10 min
5180MHz_45°C	Pass	5.18G	5.17994079G	11.431	20	1	0 min
5180MHz_45°C	Pass	5.18G	5.17994045G	11.496	20	1	2 min
5180MHz_45°C	Pass	5.18G	5.17994016G	11.552	20	1	5 min
5180MHz_45°C	Pass	5.18G	5.17993992G	11.599	20	1	10 min
5180MHz_138V	Pass	5.18G	5.17997569G	4.692	20	1	0 min
5180MHz_138V	Pass	5.18G	5.17997534G	4.761	20	1	2 min
5180MHz_138V	Pass	5.18G	5.17997494G	4.837	20	1	5 min
5180MHz_138V	Pass	5.18G	5.17997456G	4.911	20	1	10 min
5180MHz_120V	Pass	5.18G	5.17997934G	3.989	20	1	0 min
5180MHz_120V	Pass	5.18G	5.17997846G	4.158	20	1	2 min
5180MHz_120V	Pass	5.18G	5.17997774G	4.298	20	1	5 min
5180MHz_120V	Pass	5.18G	5.17997716G	4.41	20	1	10 min
5180MHz_102V	Pass	5.18G	5.17997371G	5.076	20	1	0 min
5180MHz_102V	Pass	5.18G	5.17997339G	5.137	20	1	2 min
5180MHz_102V	Pass	5.18G	5.17997313G	5.188	20	1	5 min
5180MHz_102V	Pass	5.18G	5.17997291G	5.23	20	1	10 min

Summary

Mode	Result	Ch (Hz)	Center (Hz)	ppm	Limit (ppm)	Port	Remark
802.11a_(6Mbps)_3TX	-	-	-	-	-	-	-
5.15-5.25GHz	Pass	5.18G	5.17995732G	8.239	20	1	0 min

Result

Mode	Result	Ch (Hz)	Center (Hz)	ppm	Limit (ppm)	Port	Remark
802.11a_(6Mbps)_3TX	-	-	-	-	-	-	-
5180MHz_0°C	Pass	5.18G	5.18002503G	4.831	20	1	0 min
5180MHz_0°C	Pass	5.18G	5.18002033G	3.926	20	1	2 min
5180MHz_0°C	Pass	5.18G	5.18001809G	3.492	20	1	5 min
5180MHz_0°C	Pass	5.18G	5.18001626G	3.138	20	1	10 min
5180MHz_10°C	Pass	5.18G	5.17997923G	4.01	20	1	0 min
5180MHz_10°C	Pass	5.18G	5.17997886G	4.08	20	1	2 min
5180MHz_10°C	Pass	5.18G	5.17997866G	4.119	20	1	5 min
5180MHz_10°C	Pass	5.18G	5.17997851G	4.149	20	1	10 min
5180MHz_20°C	Pass	5.18G	5.17995964G	7.792	20	1	0 min
5180MHz_20°C	Pass	5.18G	5.17995924G	7.868	20	1	2 min
5180MHz_20°C	Pass	5.18G	5.17995891G	7.933	20	1	5 min
5180MHz_20°C	Pass	5.18G	5.17995859G	7.994	20	1	10 min
5180MHz_30°C	Pass	5.18G	5.17995732G	8.239	20	1	0 min
5180MHz_30°C	Pass	5.18G	5.17995747G	8.211	20	1	2 min
5180MHz_30°C	Pass	5.18G	5.17995751G	8.203	20	1	5 min
5180MHz_30°C	Pass	5.18G	5.17995755G	8.195	20	1	10 min
5180MHz_40°C	Pass	5.18G	5.17995808G	8.094	20	1	0 min
5180MHz_40°C	Pass	5.18G	5.17995771G	8.163	20	1	2 min
5180MHz_40°C	Pass	5.18G	5.17995985G	7.75	20	1	5 min
5180MHz_40°C	Pass	5.18G	5.17995977G	7.767	20	1	10 min
5180MHz_45°C	Pass	5.18G	5.17997771G	4.303	20	1	0 min
5180MHz_45°C	Pass	5.18G	5.17997831G	4.187	20	1	2 min
5180MHz_45°C	Pass	5.18G	5.17997861G	4.129	20	1	5 min
5180MHz_45°C	Pass	5.18G	5.17997872G	4.108	20	1	10 min
5180MHz_138V	Pass	5.18G	5.17996823G	6.132	20	1	0 min
5180MHz_138V	Pass	5.18G	5.1799677G	6.236	20	1	2 min
5180MHz_138V	Pass	5.18G	5.17996729G	6.314	20	1	5 min
5180MHz_138V	Pass	5.18G	5.17996696G	6.377	20	1	10 min
5180MHz_120V	Pass	5.18G	5.17997357G	5.103	20	1	0 min
5180MHz_120V	Pass	5.18G	5.17997229G	5.35	20	1	2 min
5180MHz_120V	Pass	5.18G	5.17997126G	5.547	20	1	5 min
5180MHz_120V	Pass	5.18G	5.1799702G	5.753	20	1	10 min
5180MHz_102V	Pass	5.18G	5.17996621G	6.523	20	1	0 min
5180MHz_102V	Pass	5.18G	5.17996596G	6.571	20	1	2 min
5180MHz_102V	Pass	5.18G	5.17996566G	6.629	20	1	5 min
5180MHz_102V	Pass	5.18G	5.17996545G	6.67	20	1	10 min