NCC Test Report

Equipment	:	**Wireless Module**
Brand Name	:	**LITE-ON**
Model No.	:	**WN4520L**
Standard	:	**LP0002 Section 4.7 (2016-08-23)**
Operating Band	:	**5150 MHz – 5250 MHz** **5250 MHz – 5350 MHz** **5470 MHz – 5725 MHz** **5725 MHz – 5850 MHz**
Applicant	:	**Lite-On Technology Corp.** **Bldg. C, 90, Chien 1 Road, Chung Ho, New Taipei City 23585, Taiwan, R.O.C**
Manufacturer	:	**LITE-ON TECHNOLOGY (Changzhou) CO., LTD** **A9 Building, No.88 Yanghu Road, Wujin Hi-Tech Industrial Development Zone, Changzhou City, Jiangsu Province 213100 China**
Function	:	**☐ Outdoor; ☒ Indoor; ☐ Fixed P2P** **☐ Client**
TPC Function	:	**w/o TPC**

The product sample received on Jun. 28, 2017 and completely tested on Aug. 16, 2017. We, SPORTON, would like to declare that the tested sample has been evaluated in accordance with the procedures given in ANSI C63.10-2013 and shown compliance with the applicable technical standards.

The test results in this report apply exclusively to the tested model / sample. Without written approval of SPORTON INTERNATIONAL INC., the test report shall not be reproduced except in full.

Phoenix Chen
SPORTON INTERNATIONAL INC.

Testing Laboratory
1190

Table of Contents

1 GENERAL DESCRIPTION 5

1.1 Information 5
1.2 Testing Applied Standards 6
1.3 Testing Location Information 7
1.4 Measurement Uncertainty 7

2 TEST CONFIGURATION OF EUT 8

2.1 Test Condition 8
2.2 The Worst Case Measurement Configuration 8
2.3 Support Equipment 10
2.4 Test Setup Diagram 11

3 TRANSMITTER TEST RESULT 13

3.1 AC Power-line Conducted Emissions 13
3.2 Emission Bandwidth 14
3.3 Maximum Conducted Output Power 15
3.4 Peak Power Spectral Density 17
3.5 Unwanted Emissions 19
3.6 Frequency Stability 23
3.7 Receiver Radiated Unwanted Emissions 24

4 TEST EQUIPMENT AND CALIBRATION DATA 28

APPENDIX A. TEST RESULTS OF AC POWER-LINE CONDUCTED EMISSIONS

APPENDIX B. TEST RESULTS OF EMISSION BANDWIDTH

APPENDIX C. TEST RESULTS OF MAXIMUM CONDUCTED OUTPUT POWER

APPENDIX D. TEST RESULTS OF PEAK POWER SPECTRAL DENSITY

APPENDIX E. TEST RESULTS OF UNWANTED EMISSIONS

APPENDIX F. TEST RESULTS OF FREQUENCY STABILITY

APPENDIX G. TEST RESULTS OF RECEIVER RADIATED UNWANTED EMISSIONS

APPENDIX H. TEST PHOTOS

PHOTOGRAPHS OF EUT V01

Summary of Test Result

Conformance Test Specifications			
Report Clause	**Ref. Std. Clause**	**Description**	**Result**
1.1.2	4.7.8	Antenna Requirement	Complied
3.1	2.3	AC Power-line Conducted Emissions	Complied
3.2	4.7.3	Emission Bandwidth	Complied
3.3	4.7.3	Maximum Conducted Output Power	Complied
3.4	4.7.3	Peak Power Spectral Density	Complied
3.5	4.7.4	Unwanted Emissions	Complied
3.6	-	Frequency Stability	Complied
3.7	2.11	Receiver Radiated Unwanted Emissions	Complied

Revision History

Report No.	Version	Description	Issued Date
TR762748AN	Rev. 01	Initial issue of report	Aug. 24, 2017

1 General Description

1.1 Information

1.1.1 RF General Information

Frequency Range (MHz)	IEEE Std. 802.11	Ch. Frequency (MHz)	Channel Number
5.15-5.25GHz	a, n (HT20)	5180-5240	36-48 [4]
5.25-5.35GHz		5260-5320	52-64 [4]
5.47-5.725GHz		5500-5700	100-140 [11]
5.725-5.85GHz		5745-5825	149-165 [5]
5.15-5.25GHz	n (HT40)	5190-5230	38-46 [2]
5.25-5.35GHz		5270-5310	54-62 [2]
5.47-5.725GHz		5510-5670	102-134 [5]
5.725-5.85GHz		5755-5795	151-159 [2]

Band	Mode	BWch (MHz)	Nant
5.15-5.25GHz	11a	20	1TX
5.25-5.35GHz	11a	20	1TX
5.47-5.725GHz	11a	20	1TX
5.725-5.85GHz	11a	20	1TX
5.15-5.25GHz	HT20	20	1TX
5.25-5.35GHz	HT20	20	1TX
5.47-5.725GHz	HT20	20	1TX
5.725-5.85GHz	HT20	20	1TX
5.15-5.25GHz	HT40	40	1TX
5.25-5.35GHz	HT40	40	1TX
5.47-5.725GHz	HT40	40	1TX
5.725-5.85GHz	HT40	40	1TX

Note:
- 11a, HT20 and HT40 use a combination of OFDM-BPSK, QPSK, 16QAM, 64QAM modulation.
- BWch is the nominal channel bandwidth.

1.1.2 Antenna Information

Ant.	Port	Brand	Model Name	Antenna Type	Connector	Gain (dBi)			
						Band 1	Band 2	Band 3	Band 4
1	1	LI-TEON	WN4520L	Printed Antenna	Murata	2.1	3.2	3.4	3.5

1.1.3 EUT Information

Operational Condition				
EUT Power Type	From Host system			
Beamforming Function	☐	With beamforming	☒	Without beamforming
Weather Band	☒	With 5600~5650MHz	☐	Without 5600~5650MHz

Type of EUT		
☒	Stand-alone	
☐	Combined (EUT where the radio part is fully integrated within another device)	
	Combined Equipment - Brand Name / Model No.:	…
☐	Plug-in radio (EUT intended for a variety of host systems)	
	Host System - Brand Name / Model No.:	…
☐	Other:	

1.1.4 Mode Test Duty Cycle

Mode	DC	DCF(dB)	T(s)	VBW(Hz) ≥ 1/T
11a	0.997	0.013	n/a (DC>=0.98)	n/a (DC>=0.98)
HT20	0.993	0.031	n/a (DC>=0.98)	n/a (DC>=0.98)
HT40	0.999	0.004	n/a (DC>=0.98)	n/a (DC>=0.98)

1.1.5 Table for Explanation of Crystal

EUT No.	Brand Name	Model Name
1	HOSONIC	E1SB24E00000SE
2	TAI-SAW	TX0693A

1.2 Testing Applied Standards

According to the specifications of the manufacturer, the EUT must comply with the requirements of the following standards:

- LP0002 (2016-08-23)
- ANSI C63.10-2013
- KDB 789033 D02 v01r04
- KDB 662911 D01 v02r01
- ANSI C63.4-2014

1.3 Testing Location Information

Testing Location					
☒	HWA YA	ADD :	No. 52, Huaya 1st Rd., Guishan Dist., Taoyuan City, Taiwan (R.O.C.)		
		TEL :	886-3-327-3456	FAX :	886-3-327-0973
☐	JHUBEI	ADD :	No.8, Ln. 724, Bo'ai St., Zhubei City, Hsinchu County, Taiwan (R.O.C.)		
		TEL :	886-3-656-9065	FAX :	886-3-656-9085

Test Condition	Test Site No.	Test Engineer	Test Environment	Test Date
RF Conducted	TH01-HY	Ryan	21.1°C / 64%	05/Jul/2017
Radiated	03CH09-HY	Jeff	22.2C / 51%	06/Jul/2017
AC Conduction	CO01-HY	Teddy	24°C / 54%	20/Jul/2017

.

1.4 Measurement Uncertainty

ISO/IEC 17025 requires that an estimate of the measurement uncertainties associated with the emissions test results be included in the report. The measurement uncertainties given below are based on a 95% confidence level (based on a coverage factor (k=2)

Test Items	Uncertainty	Remark
Conducted Emission (150kHz ~ 30MHz)	3.6 dB	Confidence levels of 95%
Radiated Emission (30MHz ~ 1,000MHz)	2.1 dB	Confidence levels of 95%
Radiated Emission (1GHz ~ 18GHz)	2.6 dB	Confidence levels of 95%
Radiated Emission (18GHz ~ 40GHz)	2.9 dB	Confidence levels of 95%
Conducted Emission	1.3 dB	Confidence levels of 95%

2 Test Configuration of EUT

2.1 Test Condition

Condition Item	Abbreviation/Remark	Remark
RF Conducted	Abbreviation	Remark
TnomVnom	Tnom	20°C
-	Vnom	4V
Freq. Stability	Abbreviation	Remark
-10°C	-	-
0°C	-	-
10°C	-	-
20°C	-	-
30°C	-	-
40°C	-	-
50°C	-	-
60°C	-	-
70°C	-	-
4.4V	-	-
4V	-	-
3.6V	-	-

2.2 The Worst Case Measurement Configuration

The Worst Case Mode for Following Conformance Tests	
Tests Item	AC power-line conducted emissions
Condition	AC power-line conducted measurement for line and neutral
Operating Mode	Normal Link
1	Normal-2.4G Link power from USB
2	Normal-5G Link power from USB
Mode 2 configuration was tested and found to be the worst case and measured during the test.	

The Worst Case Mode for Following Conformance Tests	
Tests Item	Emission Bandwidth Maximum Conducted Output Power Peak Power Spectral Density Frequency Stability
Test Condition	Conducted measurement at transmit chains

The Worst Case Mode for Following Conformance Tests			
Tests Item	Unwanted Emissions		
Test Condition	Radiated measurement If EUT consist of multiple antenna assembly (multiple antenna are used in EUT regardless of spatial multiplexing MIMO configuration), the radiated test should be performed with highest antenna gain of each antenna type.		
Operating Mode < 1GHz	CTX		
1	USB Mode		
Operating Mode > 1GHz	CTX		
Orthogonal Planes of EUT	**X Plane**	**Y Plane**	**Z Plane**
Worst Planes of EUT			V

2.3 Support Equipment

Support Equipment – RF Conducted				
No.	**Equipment**	**Brand Name**	**Model Name**	**FCC ID**
1	Notebook	DELL	E5410	DoC
2	Adapter for NB	DELL	HA65NM130	DoC
3	DC Source	G.W	APS-9102	-
4	Test fixture	-	-	-

Note: Support equipment No.4 was provided by customer.

Support Equipment – Radiated Emission				
No.	**Equipment**	**Brand Name**	**Model Name**	**FCC ID**
1	Notebook	DELL	E6400	DoC
2	Mouse(USB)	Microsoft	M-S69	DoC
3	IPod	APPLE	7J6416BZVQ5	DoC
4	Test fixture	-	-	-

Note: Support equipment No.4 was provided by customer.

Support Equipment – AC Conduction				
No.	**Equipment**	**Brand Name**	**Model Name**	**FCC ID**
A	Test fixture	-	-	-
B	Notebook	DELL	VOSTRO 3350	DoC
C	Mouse	Microsoft	1113	DoC
D	LCD Monitor	DELL	UltraSharp U2410f	DoC

Note: Support equipment No.A was provided by customer.

2.4 Test Setup Diagram

Test Setup Diagram – AC Line Conducted Emission Test

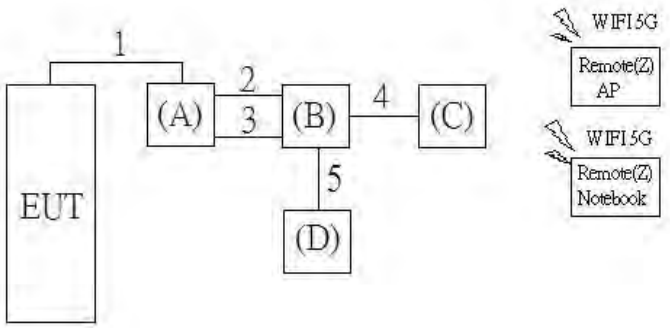

Item	Connection	Shielded	Length
1	FFC Cable	No	0.1
2	USB Cable	D	0.1
3	USB Cable	D	0.9
4	USB Cable	AL-F	1.8
5	D-Sub Cable	D	1.8

Test Setup Diagram – Radiated Test

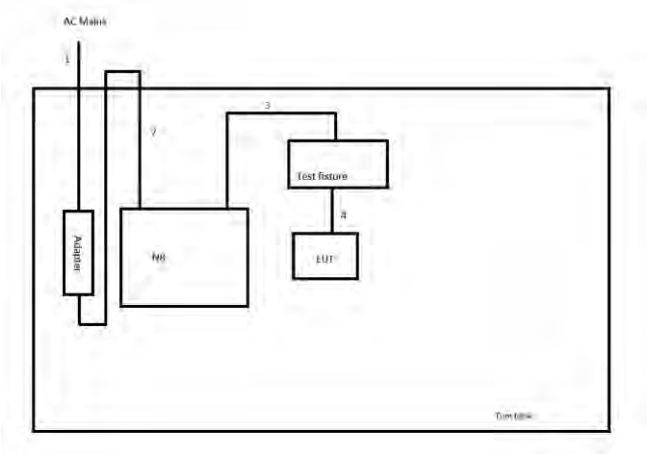

Item	Connection	Shielded	Length
1	AC Power line	No	1.5m
2	DC Power line	No	1.5m
3	USB cable	D	0.18m
4	RF cable	No	0.1m

3 Transmitter Test Result

3.1 AC Power-line Conducted Emissions

3.1.1 AC Power-line Conducted Emissions Limit

AC Power-line Conducted Emissions Limit		
Frequency Emission (MHz)	**Quasi-Peak**	**Average**
0.15-0.5	66 - 56 *	56 - 46 *
0.5-5	56	46
5-30	60	50
Note 1: * Decreases with the logarithm of the frequency.		

3.1.2 Measuring Instruments

Refer a test equipment and calibration data table in this test report.

3.1.3 Test Procedures

Test Method
☒ Refer as ANSI C63.10-2013, clause 6.2 for AC power-line conducted emissions.

3.1.4 Test Setup

AC Power-line Conducted Emissions

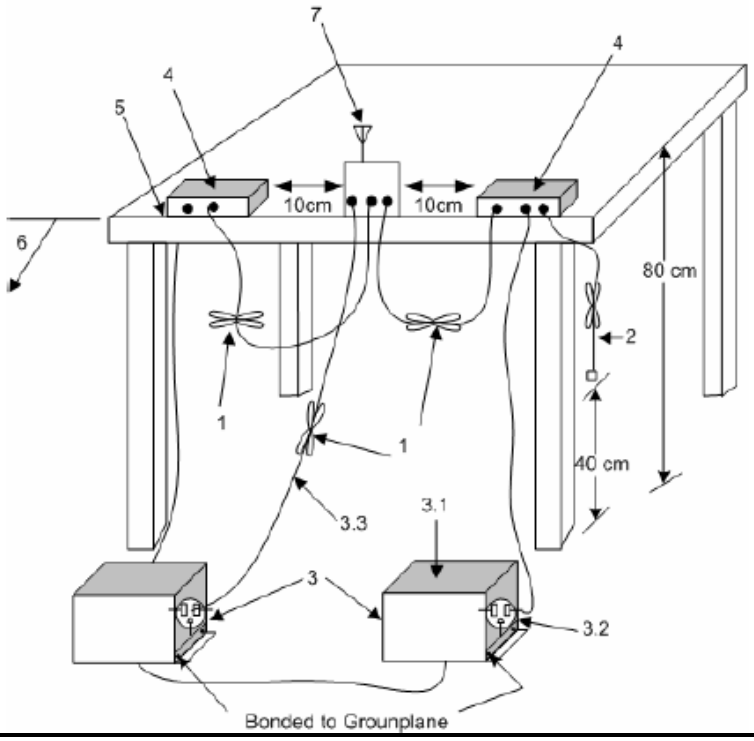

3.1.5 Test Result of AC Power-line Conducted Emissions

Refer as Appendix A

3.2 Emission Bandwidth

3.2.1 Emission Bandwidth Limit

Emission Bandwidth Limit
UNII Devices
☒ For the 5.15-5.25 GHz band, N/A
☒ For the 5.25-5.35 GHz band, the maximum conducted output power shall not exceed the lesser of 250 mW or 11 dBm + 10 log B, where B is the 26 dB emission bandwidth in MHz.
☒ For the 5.47-5.725 GHz band, the maximum conducted output power shall not exceed the lesser of 250 mW or 11 dBm + 10 log B, where B is the 26 dB emission bandwidth in MHz.
☒ For the 5.725-5.85 GHz band, 6 dB emission bandwidth ≥ 500kHz.

3.2.2 Measuring Instruments

Refer a test equipment and calibration data table in this test report.

3.2.3 Test Procedures

Test Method	
▪ For the emission bandwidth shall be measured using one of the options below:	
	☒ Refer as KDB 789033, clause C for EBW and clause D for OBW measurement.
	☐ Refer as ANSI C63.10, clause 6.9.3 for occupied bandwidth testing.
	☐ Refer as IC RSS-Gen, clause 6.6 for bandwidth testing.

3.2.4 Test Setup

Emission Bandwidth
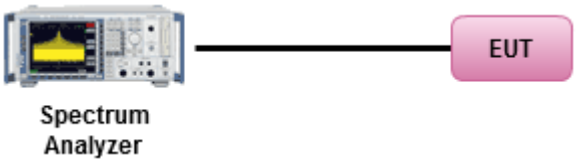

3.2.5 Test Result of Emission Bandwidth

Refer as Appendix B

3.3 Maximum Conducted Output Power

3.3.1 Maximum Conducted Output Power Limit

Maximum Conducted Output Power Limit	
UNII Devices	
☒	For the 5.15-5.25 GHz band:
	▪ Outdoor AP: the maximum conducted output power (P_{Out}) shall not exceed the lesser of 1 W. If G_{TX} > 6 dBi, then P_{Out} = 30 – (G_{TX} – 6). e.i.r.p. at any elevation angle above 30 degrees ≤ 125mW [21dBm]
	▪ Indoor AP: the maximum conducted output power (P_{Out}) shall not exceed the lesser of 1 W. If G_{TX} > 6 dBi, then P_{Out} = 30 – (G_{TX} – 6)
	▪ Point-to-point AP: the maximum conducted output power (P_{Out}) shall not exceed the lesser of 1 W If G_{TX} > 23 dBi, then P_{Out} = 30 – (G_{TX} – 23).
	▪ Mobile or Portable Client: the maximum conducted output power (P_{Out}) shall not exceed the lesser of 250 mW. If G_{TX} > 6 dBi, then P_{Out} = 24 – (G_{TX} – 6).
☒	For the 5.25-5.35 GHz band, the maximum conducted output power (P_{Out}) shall not exceed the lesser of 250 mW or 11 dBm + 10 log B, where B is the 26 dB emission bandwidth in MHz. If G_{TX} > 6 dBi, then P_{Out} = 24 – (G_{TX} – 6).
☒	For the 5.47-5.725 GHz band, the maximum conducted output power (P_{Out}) shall not exceed the lesser of 250 mW or 11 dBm + 10 log B, where B is the 26 dB emission bandwidth in MHz. If G_{TX} > 6 dBi, then P_{Out} = 24 – (G_{TX} – 6).
☒	For the 5.725-5.85 GHz band:
	▪ Point-to-multipoint systems (P2M): the maximum conducted output power (P_{Out}) shall not exceed the lesser of 1 W. If G_{TX} > 6 dBi, then P_{Out} = 30 – (G_{TX} – 6).
	▪ Point-to-point systems (P2P): the maximum conducted output power (P_{Out}) shall not exceed the lesser of 1 W.
P_{Out} = maximum conducted output power in dBm, **G_{TX}** = the maximum transmitting antenna directional gain in dBi.	

3.3.2 Measuring Instruments

Refer a test equipment and calibration data table in this test report.

3.3.3 Test Procedures

Test Method	
▪ Maximum Conducted Output Power	
	Duty cycle ≥ 98%
	☐ Refer as KDB 789033, clause E Method SA-2 (spectral trace averaging).
	Duty cycle < 98%
	☐ Refer as KDB 789033, clause E Method SA-2 Alt. (RMS detection with slow sweep speed)
	Wideband RF power meter and average over on/off periods with duty factor
	☒ Refer as KDB 789033, clause E Method PM (using an RF average power meter).
▪ For conducted measurement.	
	▪ If the EUT supports multiple transmit chains using options given below: Refer as KDB 662911, In-band power measurements. Using the measure-and-sum approach, measured all transmit ports individually. Sum the power (in linear power units e.g., mW) of all ports for each individual sample and save them.
	▪ If multiple transmit chains, EIRP calculation could be following as methods: $P_{total} = P_1 + P_2 + \ldots + P_n$ (calculated in linear unit [mW] and transfer to log unit [dBm]) $EIRP_{total} = P_{total} + DG$

3.3.4 Test Setup

RF Output Power (Power Meter)

3.3.5 Test Result of Maximum Conducted Output Power

Refer as Appendix C

3.4 Peak Power Spectral Density

3.4.1 Peak Power Spectral Density Limit

Peak Power Spectral Density Limit	
UNII Devices	
☒	For the 5.15-5.25 GHz band:
	▪ Outdoor AP: the peak power spectral density (PPSD) shall not exceed the lesser of 17dBm/MHz. If G_{TX} > 6 dBi, then P_{Out} = 17 – (G_{TX} – 6).
	▪ Indoor AP: the peak power spectral density (PPSD) shall not exceed the lesser of 17dBm/MHz. If G_{TX} > 6 dBi, then P_{Out} = 17 – (G_{TX} – 6).
	▪ Point-to-point AP: the peak power spectral density (PPSD) shall not exceed the lesser of 17dBm/MHz. If G_{TX} > 23 dBi, then P_{Out} = 17 – (G_{TX} – 23).
	▪ Mobile or Portable Client: the peak power spectral density (PPSD) ≤ 11 dBm/MHz. If G_{TX} > 6 dBi, then PPSD= 11 – (G_{TX} – 6)..
☒	For the 5.25-5.35 GHz band, the peak power spectral density (PPSD) ≤ 11 dBm/MHz. If G_{TX} > 6 dBi, then PPSD= 11 – (G_{TX} – 6).
☒	For the 5.47-5.725 GHz band, the peak power spectral density (PPSD) ≤ 11 dBm/MHz. If G_{TX} > 6 dBi, then PPSD= 11 – (G_{TX} – 6).
☒	For the 5.725-5.85 GHz band:
	▪ Point-to-multipoint systems (P2M): the peak power spectral density (PPSD) ≤ 30 dBm/500kHz. If G_{TX} > 6 dBi, then PPSD= 30 – (G_{TX} – 6).
	▪ Point-to-point systems (P2P): the peak power spectral density (PPSD) ≤ 30 dBm/500kHz.
PPSD = peak power spectral density that he same method as used to determine the conducted output power shall be used to determine the power spectral density. And power spectral density in dBm/MHz **G_{TX}** = the maximum transmitting antenna directional gain in dBi.	

3.4.2 Measuring Instruments

Refer a test equipment and calibration data table in this test report.

3.4.3 Test Procedures

Test Method			
▪ Peak power spectral density procedures that the same method as used to determine the conducted output power shall be used to determine the peak power spectral density and use the peak search function on the spectrum analyzer to find the peak of the spectrum. For the peak power spectral density shall be measured using below options:			
	☐ Refer as KDB 789033, F)5) power spectral density can be measured using resolution bandwidths < 1 MHz provided that the results are integrated over 1 MHz bandwidth		
	Duty cycle ≥ 98%		
	☒ Refer as KDB 789033, clause E Method SA-2 (spectral trace averaging).		
	Duty cycle < 98%		
	☐ Refer as KDB 789033, clause E Method SA-2 Alt. (RMS detection with slow sweep speed)		
▪ For conducted measurement.			
	▪ If the EUT supports multiple transmit chains using options given below:		
		☐ Measure and sum the spectra across the outputs. Refer as KDB 662911, In-band power spectral density (PSD). Sample all transmit ports simultaneously using a spectrum analyzer for each transmit port. Where the trace bin-by-bin of each transmit port summing can be performed. (i.e., in the first spectral bin of output 1 is summed with that in the first spectral bin of output 2 and that from the first spectral bin of output 3, and so on up to the NTX output to obtain the value for the first frequency bin of the summed spectrum.). Add up the amplitude (power) values for the different transmit chains and use this as the new data trace.	
	▪	If multiple transmit chains, EIRP PPSD calculation could be following as methods: $PPSD_{total} = PPSD_1 + PPSD_2 + \ldots + PPSD_n$ (calculated in linear unit [mW] and transfer to log unit [dBm]) $EIRP_{total} = PPSD_{total} + DG$	

3.4.4 Test Setup

Power Spectral Density


3.4.5 Test Result of Peak Power Spectral Density

Refer as Appendix D

3.5 Unwanted Emissions

3.5.1 Transmitter Radiated Unwanted Emissions Limit

Unwanted emissions below 1 GHz and restricted band emissions above 1GHz limit			
Frequency Range (MHz)	**Field Strength (uV/m)**	**Field Strength (dBuV/m)**	**Measure Distance (m)**
0.009~0.490	2400/F(kHz)	48.5 - 13.8	300
0.490~1.705	24000/F(kHz)	33.8 - 23	30
1.705~30.0	30	29	30
30~88	100	40	3
88~216	150	43.5	3
216~960	200	46	3
Above 960	500	54	3

Note 1: Test distance for frequencies at or above 30 MHz, measurements may be performed at a distance other than the limit distance provided they are not performed in the near field and the emissions to be measured can be detected by the measurement equipment. When performing measurements at a distance other than that specified, the results shall be extrapolated to the specified distance using an extrapolation factor of 20 dB/decade (inverse of linear distance for field-strength measurements, inverse of linear distance-squared for power-density measurements).

Note 2: Test distance for frequencies at below 30 MHz, measurements may be performed at a distance closer than the EUT limit distance; however, an attempt should be made to avoid making measurements in the near field. When performing measurements below 30 MHz at a closer distance than the limit distance, the results shall be extrapolated to the specified distance by either making measurements at a minimum of two or more distances on at least one radial to determine the proper extrapolation factor or by using the square of an inverse linear distance extrapolation factor (40 dB/decade). The test report shall specify the extrapolation method used to determine compliance of the EUT.

Un-restricted band emissions above 1GHz Limit	
Operating Band	**Limit**
5.15 - 5.25 GHz	e.i.r.p. -27 dBm [68.2 dBuV/m@3m]
5.25 - 5.35 GHz	e.i.r.p. -27 dBm [68.2 dBuV/m@3m]
5.47 - 5.725 GHz	e.i.r.p. -27 dBm [68.2 dBuV/m@3m]
5.725 - 5.85 GHz	5.650-5700 GHz: e.i.r.p. -27 ~ 10 dBm [68.2 ~ 105.2 dBuV/m@3m] 5.700-5720 GHz: e.i.r.p. 10 ~ 15.6 dBm [105.2 ~ 110.8 dBuV/m@3m] 5.720-5725 GHz: e.i.r.p. 15.6 ~ 27 dBm [110.8 ~ 122.2 dBuV/m@3m] 5.850-5.855 GHz: e.i.r.p. 27 ~ 15.6 dBm [122.2 ~ 110.8 dBuV/m@3m] 5.855-5.875 GHz: e.i.r.p. 15.6 ~ 10 dBm [110.8 ~ 105.2 dBuV/m@3m] 5.875-5.925 GHz: e.i.r.p. 10 ~ -27 dBm [105.2 ~ 68.2dBuV/m@3m] Other un-restricted band: e.i.r.p. -27 dBm [68.2 dBuV/m@3m]

Note 1: Measurements may be performed at a distance other than the limit distance provided they are not performed in the near field and the emissions to be measured can be detected by the measurement equipment. When performing measurements at a distance other than that specified, the results shall be extrapolated to the specified distance using an extrapolation factor of 20 dB/decade (inverse of linear distance for field-strength measurements, inverse of linear distance-squared for power-density measurements).

3.5.2 Measuring Instruments

Refer a test equipment and calibration data table in this test report.

3.5.3 Test Procedures

Test Method		
▪ Measurements may be performed at a distance other than the limit distance provided they are not performed in the near field and the emissions to be measured can be detected by the measurement equipment. Measurements shall not be performed at a distance greater than 30 m for frequencies above 30 MHz, unless it can be further demonstrated that measurements at a distance of 30 m or less are impractical. When performing measurements at a distance other than that specified, the results shall be extrapolated to the specified distance using an extrapolation factor of 20 dB/decade (inverse of linear distance for field-strength measurements, inverse of linear distance-squared for power-density measurements).		
▪ The average emission levels shall be measured in [duty cycle ≥ 98 or duty factor].		
▪ For the transmitter unwanted emissions shall be measured using following options below:		
	▪ Refer as KDB 789033, clause G)2) for unwanted emissions into non-restricted bands.	
	▪ Refer as KDB 789033, clause G)1) for unwanted emissions into restricted bands.	
		☒ Refer as KDB 789033, G)6) Method VB (ANSI C63.10, clause 4.1.4.2.3), Reduced VBW.
		☒ Refer as KDB 789033, clause G)5) (ANSI C63.10, clause 4.1.4.2.2), measurement procedure peak limit.
▪ For radiated measurement.		
	▪ Refer as ANSI C63.10, clause 6.4 for radiated emissions below 30 MHz and test distance is 3m.	
	▪ Refer as ANSI C63.10, clause 6.5 for radiated emissions 30 MHz to 1 GHz and test distance is 3m.	
	▪ Refer as ANSI C63.10, clause 6.6 for radiated emissions above 1GHz.	
▪ The any unwanted emissions level shall not exceed the fundamental emission level.		
▪ All amplitude of spurious emissions that are attenuated by more than 20 dB below the permissible value has no need to be reported.		

3.5.4 Test Setup

Transmitter Radiated Unwanted Emissions

9kHz ~30MHz

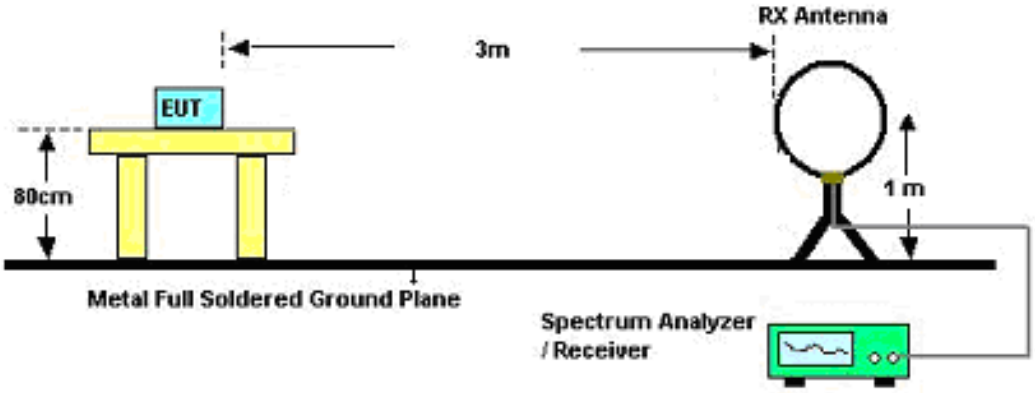

30MHz~1GHz

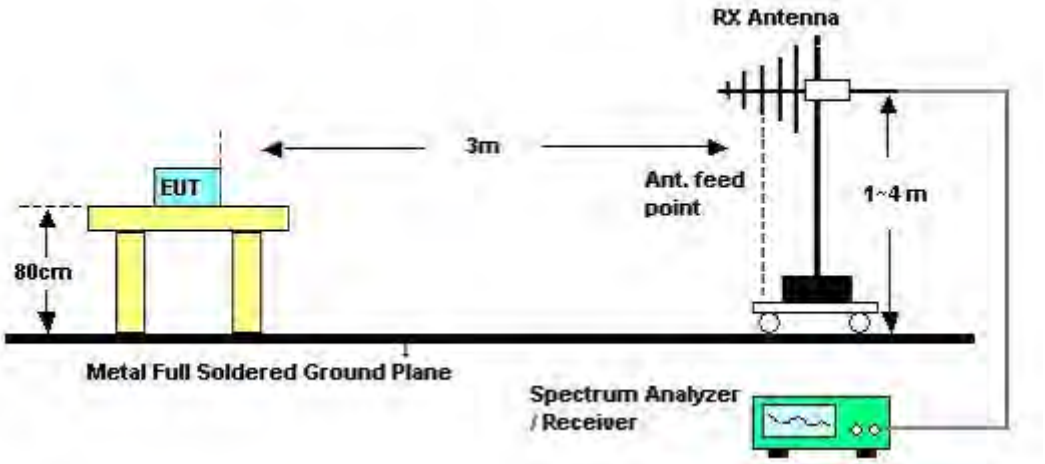

Above 1GHz

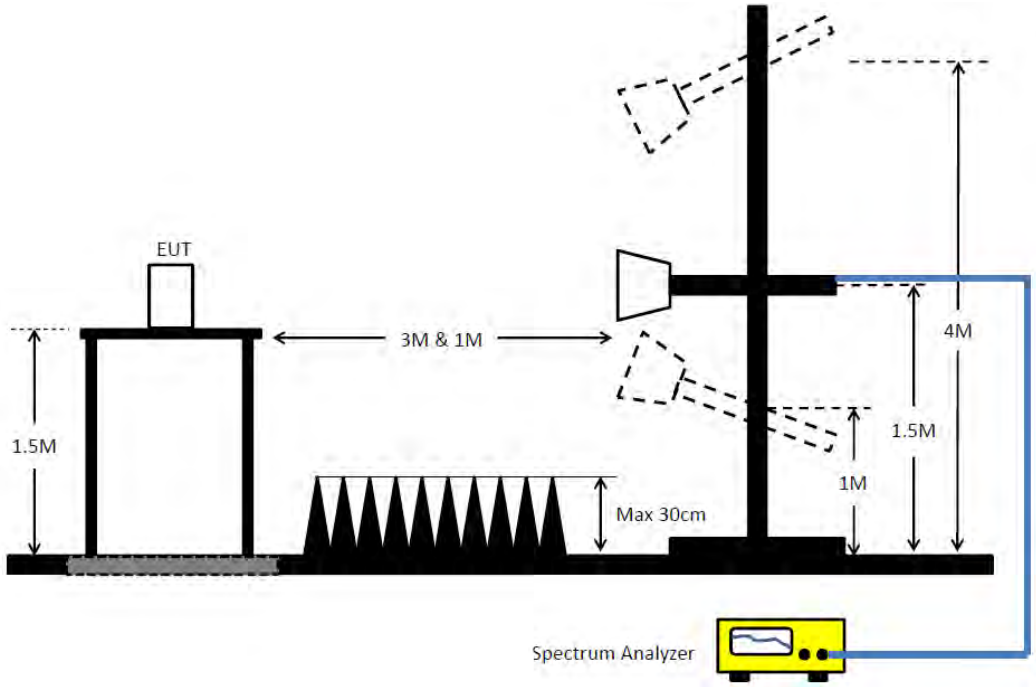

3.5.5 Transmitter Unwanted Emissions (Below 30MHz)

The amplitude of spurious emissions which are attenuated by more than 20dB below the permissible value has no need to be reported. All amplitude of spurious emissions that are attenuated by more than 20 dB below the permissible value has no need to be reported.

3.5.6 Test Result of Transmitter Unwanted Emissions

Refer as Appendix E

3.6 Frequency Stability

3.6.1 Frequency Stability Limit

Frequency Stability Limit
UNII Devices
▪ In-band emission is maintained within the band of operation under all conditions of normal operation as specified in the user's manual.

3.6.2 Measuring Instruments

Refer a test equipment and calibration data table in this test report.

3.6.3 Test Procedures

Test Method		
▪	Refer as ANSI C63.10, clause 6.8 for frequency stability tests	
	▪	Frequency stability with respect to ambient temperature
	▪	Frequency stability when varying supply voltage

3.6.4 Test Setup

Frequency Stability
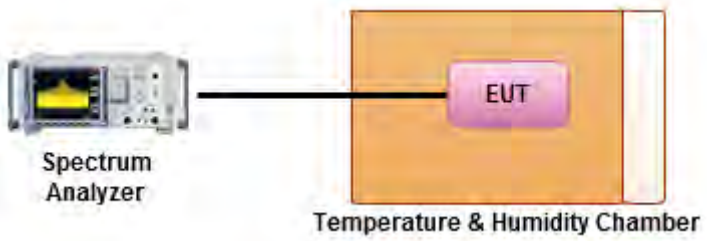

3.6.5 Test Result of Frequency Stability

Refer as Appendix F

3.7 Receiver Radiated Unwanted Emissions

3.7.1 Receiver Radiated Unwanted Emissions Limit

Restricted Spurious Emissions Limit			
Frequency Range (MHz)	**Field Strength (uV/m)**	**Field Strength (dBuV/m)**	**Measure Distance (m)**
0.009~0.490	2400/F(kHz)	48.5 - 13.8	300
0.490~1.705	24000/F(kHz)	33.8 - 23	30
1.705~30.0	30	29	30
30~88	100	40	3
88~216	150	43.5	3
216~960	200	46	3
Above 960	500	54	3

Note 1: Test distance for frequencies at or above 30 MHz, measurements may be performed at a distance other than the limit distance provided they are not performed in the near field and the emissions to be measured can be detected by the measurement equipment. When performing measurements at a distance other than that specified, the results shall be extrapolated to the specified distance using an extrapolation factor of 20 dB/decade (inverse of linear distance for field-strength measurements, inverse of linear distance-squared for power-density measurements).

Note 2: Test distance for frequencies at below 30 MHz, measurements may be performed at a distance closer than the EUT limit distance; however, an attempt should be made to avoid making measurements in the near field. When performing measurements below 30 MHz at a closer distance than the limit distance, the results shall be extrapolated to the specified distance by either making measurements at a minimum of two or more distances on at least one radial to determine the proper extrapolation factor or by using the square of an inverse linear distance extrapolation factor (40 dB/decade). The test report shall specify the extrapolation method used to determine compliance of the EUT.

3.7.2 Measuring Instruments

Refer a test equipment and calibration data table in this test report.

3.7.3 Test Procedures

Test Method		
☒	The search for spurious emissions shall be from the lowest frequency internally generated or used in the receiver (e.g. local oscillator, intermediate or carrier frequency), or 30 MHz, whichever is higher, to at least 3 times the highest tuneable or local oscillator frequency, whichever is higher, without exceeding 40 GHz.	
☒	Measurements may be performed at a distance other than the limit distance provided they are not performed in the near field and the emissions to be measured can be detected by the measurement equipment. When performing measurements at a distance other than that specified, the results shall be extrapolated to the specified distance using an extrapolation factor of 20 dB/decade (inverse of linear distance for field-strength measurements, inverse of linear distance-squared for power-density measurements).	
☒	For radiated measurement, refer as KDB 789033, clause G)2).	
	☒	Refer as ANSI C63.4, clause 8.3.1.1 and 8.3.2.1 for radiated emissions from below 30 MHz.
	☒	Refer as ANSI C63.4, clause 8.3.1.1 and 8.3.2.1 for radiated emissions from 30 MHz-1 GHz. For the peak measurement is fully sufficient, as the max field strength as measured with the Peak-Detector meets the QP-Limit so that the QP level does not need to be reported in addition.
	☒	Refer as ANSI C63.4, clause 8.3.1.2 and 8.3.2.2 for radiated emissions from above 1 GHz. For the peak measurement is fully sufficient, as the max field strength as measured with the Peak-Detector meets the AV-Limit so that the AV level does not need to be reported in addition.
☒	All amplitude of spurious emissions that are attenuated by more than 30 dB below the permissible value has no need to be reported.	

3.7.4 Test Setup

Receiver Spurious and Out of Band Emissions (9 kHz - 30 MHz)

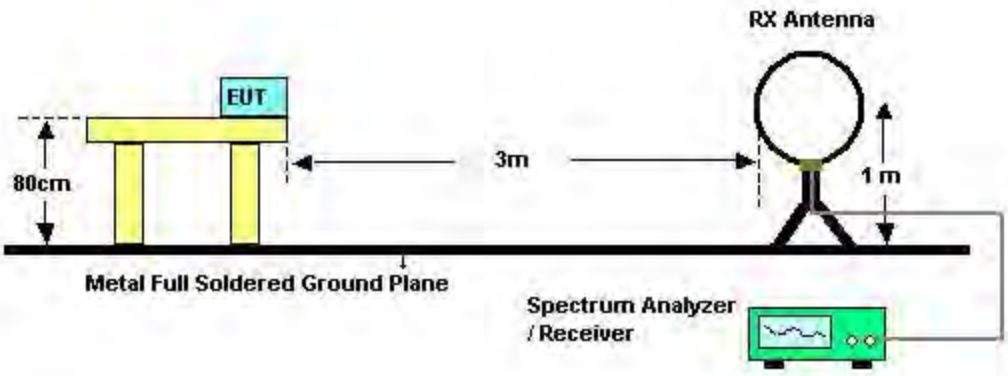

Receiver Radiated Unwanted Emissions (Below 1GHz)

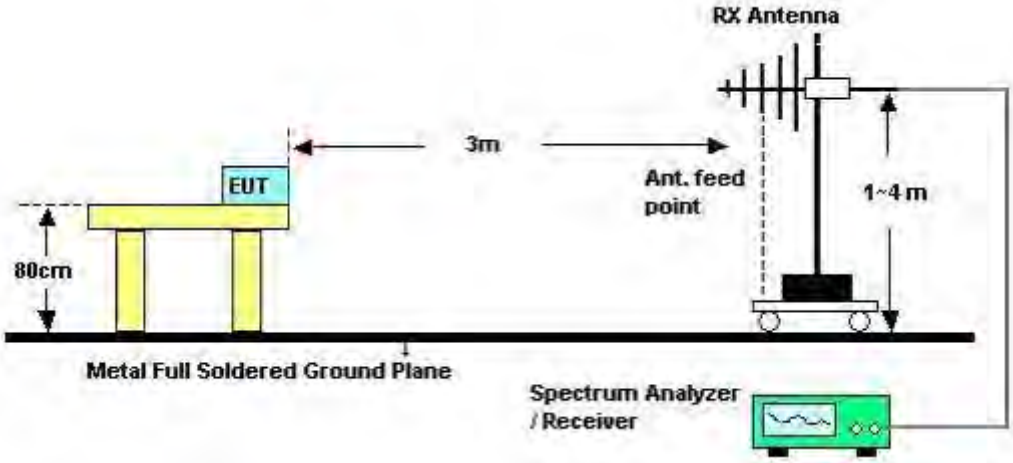

Receiver Radiated Unwanted Emissions (Above 1GHz)

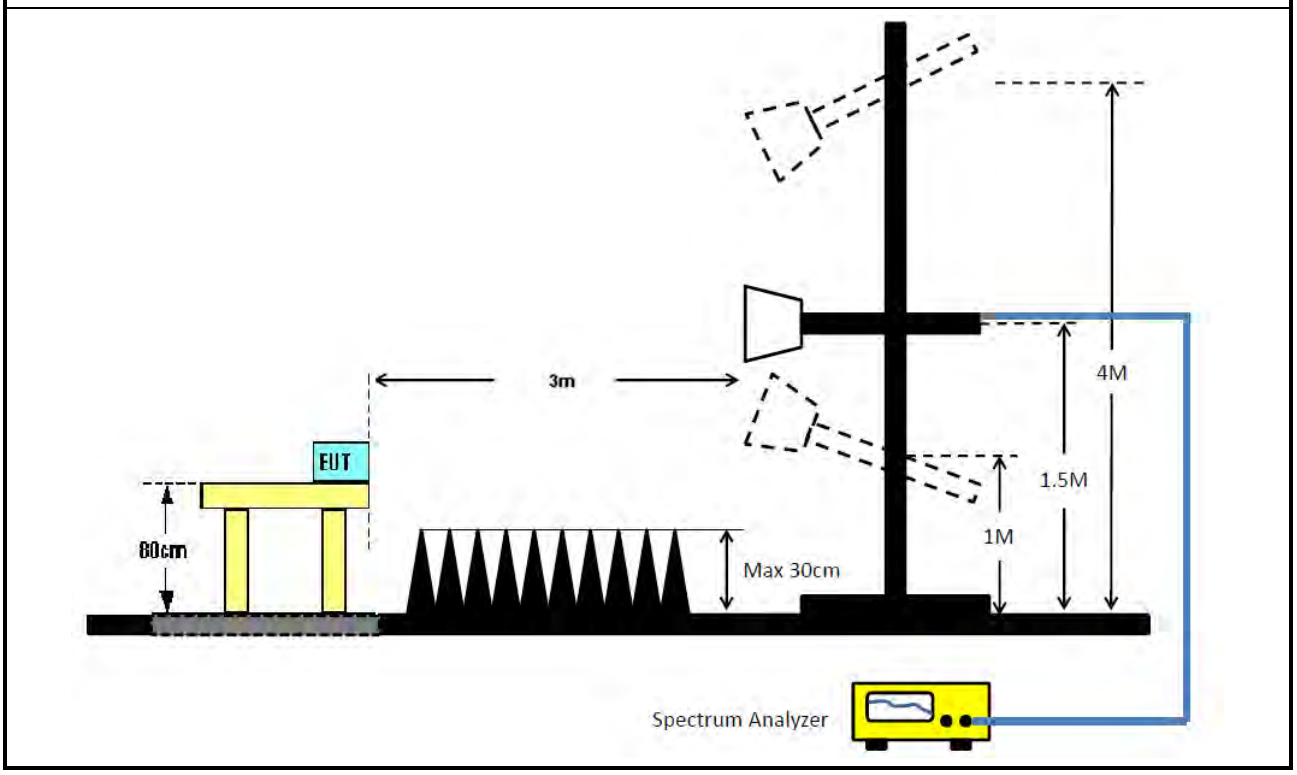

3.7.5 Receiver Radiated Unwanted Emissions (Below 30MHz)

The amplitude of spurious emissions which are attenuated by more than 20dB below the permissible value has no need to be reported. Any spurious which has more than 20 dB of margin compared to the applicable limit is not necessarily reported.

3.7.6 Test Result of Receiver Radiated Unwanted Emissions

Refer as Appendix G

4 Test Equipment and Calibration Data

Instrument for AC Conduction

Instrument	Manufacturer	Model No.	Serial No.	Spec.	Calibration Date	Calibration Due Date
EMC Receiver	R&S	ESR3	102052	9kHz ~ 3.6GHz	05/Apr/2017	04/Apr/2018
LISN	R&S	ENV 216	101274	9kHz ~ 30MHz	20/Apr/2017	19/Apr/2018
LISN (Support Unit)	MessTec	NNB-2/16Z	99079	9kHz ~ 30MHz	NCR	NCR
RF Cable-CON	HUBER+SUHNER	RG213/U	07611832010001	9kHz ~ 30MHz	06/Mar/2017	05/Mar/2018
Impuls Begrenzer Pulse Limiter	R&S	ESH3-Z2	100920	9 kHz ~ 30 MHz	09/Nov/2016	08/Nov/2017

NCR : Non-Calibration Require

Instrument for Radiated Test

Instrument	Manufacturer	Model No.	Serial No.	Spec.	Calibration Date	Calibration Due Date
3m Semi Anechoic Chamber	TDK	SAC-3M	03CH09-HY	30MHz ~ 1GHz	25/Apr/2017	24/Apr/2018
3m Semi Anechoic Chamber	TDK	SAC-3M	03CH09-HY	1GHz ~ 18GHz	27/Nov/2016	26/Nov/2017
Amplifier	Agilent	8449B	3008A02096	1GHz ~ 26.5GHz	25/Apr/2017	24/Apr/2018
Amplifier	EMC	EMC9135	980232	9KHz~1GHz	25/Apr/2017	24/Apr/2018
Spectrum Analyzer	KEYSIGHT	N9010A	MY54200882	10Hz ~ 44GHz	15/Jul/2016	14/Jul/2017
Bilog Antenna	TESEQ	CBL 6111D	35418	30MHz~1GHz	01/Oct/2016	30/Sep/2017
Horn Antenna	SCHWARZBECK	BBHA 9120D	BBHA9120D 1534	1GHz~18GHz	28/Apr/2017	27/Apr/2018
Horn Antenna	SCHWARZBECK	BBHA9170	BBHA9170614	18GHz ~ 40GHz	06/Feb/2017	05/Feb/2018
Amplifier	EMC INSTRUMENTS	EMC184045B & PE7005-6	980192	18GHz ~ 40GHz	24/Aug/2016	23/Aug/2017
Loop Antenna	R&S	HFH2-Z2	100330	9 kHz~30 MHz	10/Nov/2016	09/Nov/2017
RF Cable-R03m	Jye Bao	RG142	CB021	9kHz ~ 1GHz	23/Jul/2016	22/Jul/2017
Receiver	R&S	ESU-26	100422/026	20Hz ~ 26.5GHz	21/Sep/2016	20/Sep/2017
RF Cable-high	Jye Bao	RG142	03CH09-HY	1GHz ~ 40GHz	23/Jul/2016	22/Jul/2017

Instrument for Conducted Test

Instrument	Manufacturer	Model No.	Serial No.	Spec.	Calibration Date	Calibration Due Date
Spectrum Analyzer	R&S	FSV 40	101013	9kHz~40GHz	30/Dec/2016	29/Dec/2017
Power Sensor	Anritsu	MA2411B	0917017	300MHz ~ 40GHz	10/Feb/2017	09/Feb/2018
Power Meter	Anritsu	ML2495A	0949003	300MHz ~ 40GHz	10/Feb/2017	09/Feb/2018
Signal Generator	R&S	SMR40	100116	10MHz ~ 40GHz	21/Jul/2016	20/Jul/2017
Temp. and Humidity Chamber	Giant Force	GTH-225-20-SP-SD	MAA1112-007	-20 ~ 100℃	10/May/2017	09/May/2018
RF Cable-0.2m	HUBER+SUHNER	SUCOFLEX_104	MY10710/4	30MHz ~ 26.5GHz	02/Oct/2016	01/Oct/2017
RF Cable-0.2m	HUBER+SUHNER	SUCOFLEX_104	MY10709/4	30MHz ~ 26.5GHz	02/Oct/2016	01/Oct/2017
RF Cable-0.5m	HUBER+SUHNER	SUCOFLEX_104	MY10713/4	30MHz ~ 26.5GHz	02/Oct/2016	01/Oct/2017
RF Cable-1.5m	HUBER+SUHNER	SUCOFLEX_104	MY12582/4	30MHz ~ 26.5GHz	02/Oct/2016	01/Oct/2017

AC Power-line Conducted Emissions Result			
Operating Mode	2	**Power Phase**	Neutral
Operating Function	Normal-5G Link power from USB		

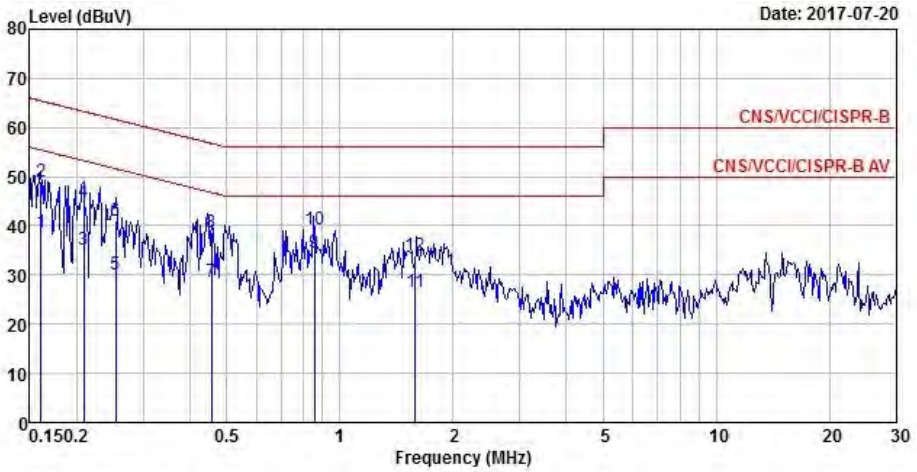

	Freq	Level	Over Limit	Limit Line	Read Level	LISN Factor	Cable Loss	Remark
	MHz	dBuV	dB	dBuV	dBuV	dB	dB	
1	0.16	38.73	-16.70	55.43	29.01	9.70	0.02	Average
2	0.16	48.97	-16.46	65.43	39.25	9.70	0.02	QP
3	0.21	35.24	-18.03	53.27	25.58	9.64	0.02	Average
4	0.21	44.90	-18.37	63.27	35.24	9.64	0.02	QP
5	0.25	30.15	-21.49	51.64	20.49	9.64	0.02	Average
6	0.25	40.92	-20.72	61.64	31.26	9.64	0.02	QP
7	0.45	28.55	-18.24	46.79	18.89	9.64	0.02	Average
8	0.45	38.73	-18.06	56.79	29.07	9.64	0.02	QP
9 MAX	0.85	34.46	-11.54	46.00	24.80	9.64	0.02	Average
10	0.85	39.24	-16.76	56.00	29.58	9.64	0.02	QP
11	1.59	26.64	-19.36	46.00	16.95	9.65	0.04	Average
12	1.59	33.88	-22.12	56.00	24.19	9.65	0.04	QP

Note 1: “>20dB” means emission levels that exceed the level of 20 dB below the applicable limit.
Note 2: “N/F” means Nothing Found emissions (No emissions were detected.)

AC Power-line Conducted Emissions Result			
Operating Mode	2	**Power Phase**	Line
Operating Function	Normal-5G Link power from USB		

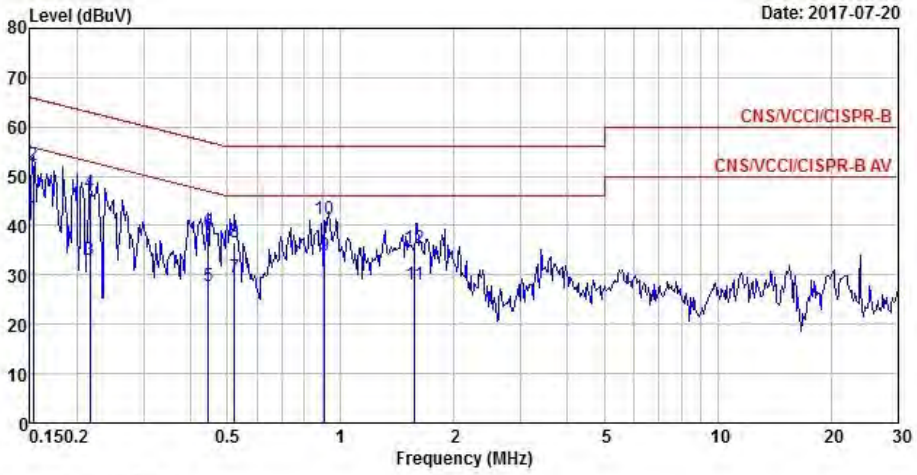

	Freq	Level	Over Limit	Limit Line	Read Level	LISN Factor	Cable Loss	Remark
	MHz	dBuV	dB	dBuV	dBuV	dB	dB	
1	0.15	41.55	-14.27	55.82	31.90	9.63	0.02	Average
2	0.15	52.29	-13.53	65.82	42.64	9.63	0.02	QP
3	0.22	33.12	-19.84	52.96	23.47	9.63	0.02	Average
4	0.22	46.66	-16.30	62.96	37.01	9.63	0.02	QP
5	0.45	27.85	-19.11	46.96	18.20	9.63	0.02	Average
6	0.45	38.70	-18.26	56.96	29.05	9.63	0.02	QP
7	0.52	29.47	-16.53	46.00	19.82	9.63	0.02	Average
8	0.52	36.68	-19.32	56.00	27.03	9.63	0.02	QP
9 MAX	0.91	33.99	-12.01	46.00	24.34	9.63	0.02	Average
10	0.91	41.34	-14.66	56.00	31.69	9.63	0.02	QP
11	1.57	27.97	-18.03	46.00	18.29	9.64	0.04	Average
12	1.57	35.53	-20.47	56.00	25.85	9.64	0.04	QP

Note 1: “>20dB” means emission levels that exceed the level of 20 dB below the applicable limit.
Note 2: “N/F” means Nothing Found emissions (No emissions were detected.)

Summary

Mode	Max-N dB (Hz)	Max-OBW (Hz)	ITU-Code	Min-N dB (Hz)	Min-OBW (Hz)
802.11a_Nss1,(6Mbps)_1TX	-	-	-	-	-
5.15-5.25GHz	33.475M	16.567M	16M6D1D	21M	16.492M
5.25-5.35GHz	31.075M	16.567M	16M6D1D	27.75M	16.492M
5.47-5.725GHz	21.125M	16.492M	16M5D1D	21M	16.467M
5.725-5.85GHz	16.55M	16.592M	16M6D1D	16.525M	16.467M
802.11n HT20_Nss1,(MCS0)_1TX	-	-	-	-	-
5.15-5.25GHz	35.775M	17.691M	17M7D1D	21.9M	17.616M
5.25-5.35GHz	27.425M	17.691M	17M7D1D	23.175M	17.641M
5.47-5.725GHz	21.85M	17.641M	17M6D1D	21.625M	17.641M
5.725-5.85GHz	17.7M	17.666M	17M7D1D	17.575M	17.616M
802.11n HT40_Nss1,(MCS0)_1TX	-	-	-	-	-
5.15-5.25GHz	72.75M	36.182M	36M2D1D	42.35M	36.082M
5.25-5.35GHz	64.15M	36.182M	36M2D1D	42.65M	36.132M
5.47-5.725GHz	42.65M	36.132M	36M1D1D	42.55M	36.082M
5.725-5.85GHz	36.35M	36.182M	36M2D1D	36.35M	36.132M

Max-N dB = Maximum 6dB down bandwidth for 5.725-5.85GHz band / Maximum 26dB down bandwidth for other band;
Max-OBW = Maximum 99% occupied bandwidth;
Min-N dB = Minimum 6dB down bandwidth for 5.725-5.85GHz band / Maximum 26dB down bandwidth for other band;
Min-OBW = Minimum 99% occupied bandwidth;

Result

Mode	Result	Limit (Hz)	Port 1-N dB (Hz)	Port 1-OBW (Hz)
802.11a_Nss1,(6Mbps)_1TX	-	-	-	-
5180MHz	Pass	Inf	21M	16.492M
5200MHz	Pass	Inf	33.475M	16.542M
5240MHz	Pass	Inf	31.025M	16.567M
5260MHz	Pass	Inf	31.075M	16.542M
5300MHz	Pass	Inf	28.125M	16.567M
5320MHz	Pass	Inf	27.75M	16.492M
5500MHz	Pass	Inf	21.05M	16.492M
5580MHz	Pass	Inf	21.125M	16.467M
5700MHz	Pass	Inf	21M	16.467M
5745MHz	Pass	500k	16.525M	16.467M
5785MHz	Pass	500k	16.55M	16.592M
5825MHz	Pass	500k	16.55M	16.517M
802.11n HT20_Nss1,(MCS0)_1TX	-	-	-	-
5180MHz	Pass	Inf	21.9M	17.616M
5200MHz	Pass	Inf	35.775M	17.691M
5240MHz	Pass	Inf	27.05M	17.691M
5260MHz	Pass	Inf	27.425M	17.666M
5300MHz	Pass	Inf	26.7M	17.691M
5320MHz	Pass	Inf	23.175M	17.641M
5500MHz	Pass	Inf	21.8M	17.641M
5580MHz	Pass	Inf	21.85M	17.641M
5700MHz	Pass	Inf	21.625M	17.641M
5745MHz	Pass	500k	17.625M	17.641M
5785MHz	Pass	500k	17.575M	17.616M
5825MHz	Pass	500k	17.7M	17.666M
802.11n HT40_Nss1,(MCS0)_1TX	-	-	-	-
5190MHz	Pass	Inf	42.35M	36.082M
5230MHz	Pass	Inf	72.75M	36.182M
5270MHz	Pass	Inf	64.15M	36.182M
5310MHz	Pass	Inf	42.65M	36.132M
5510MHz	Pass	Inf	42.55M	36.132M
5550MHz	Pass	Inf	42.65M	36.132M
5670MHz	Pass	Inf	42.65M	36.082M
5755MHz	Pass	500k	36.35M	36.132M
5795MHz	Pass	500k	36.35M	36.182M

Port X-N dB = Port **X** 6dB down bandwidth for 5.725-5.85GHz band / 26dB down bandwidth for other band
Port X-OBW = Port **X** 99% occupied bandwidth;

802.11a_Nss1,(6Mbps)_1TX EBW

5180MHz

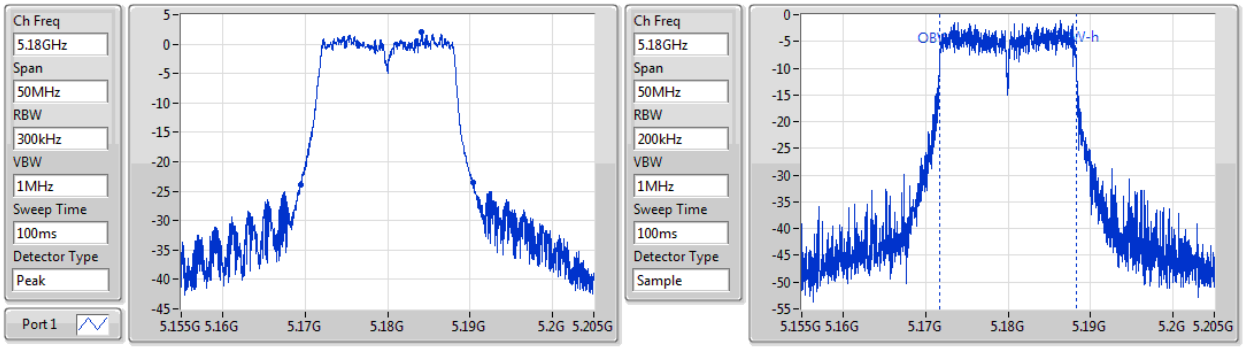

26dB(Hz)	Fl-26dB(Hz)	Fh-26dB(Hz)	OBW(Hz)	Fl-OBW(Hz)	Fh-OBW(Hz)	Limit(Hz)	Port
21M	5.169425G	5.190425G	16.492M	5.171729G	5.188221G	Inf	1

802.11a_Nss1,(6Mbps)_1TX EBW

5200MHz

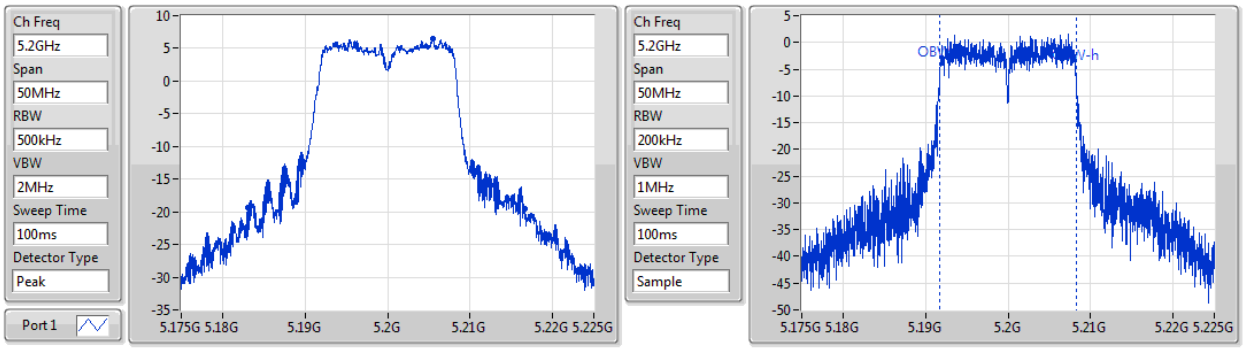

26dB(Hz)	Fl-26dB(Hz)	Fh-26dB(Hz)	OBW(Hz)	Fl-OBW(Hz)	Fh-OBW(Hz)	Limit(Hz)	Port
33.475M	5.1831G	5.216575G	16.542M	5.191729G	5.208271G	Inf	1

802.11a_Nss1,(6Mbps)_1TX EBW

5240MHz

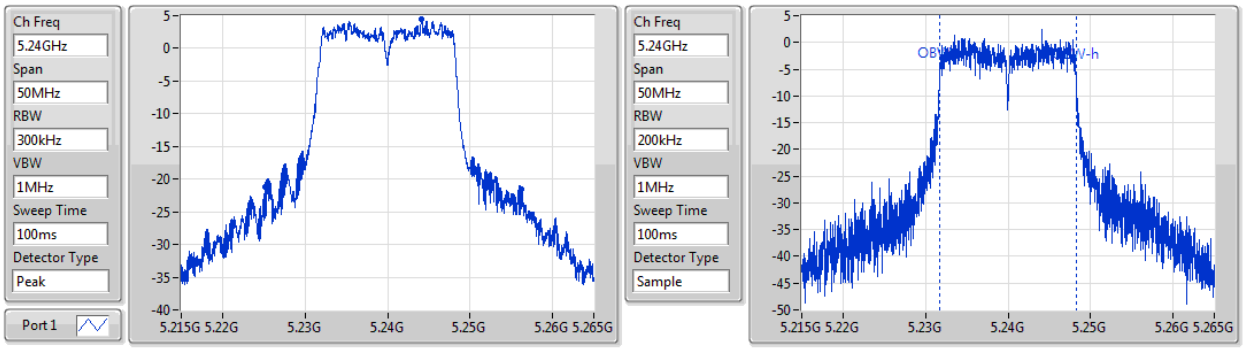

26dB(Hz)	Fl-26dB(Hz)	Fh-26dB(Hz)	OBW(Hz)	Fl-OBW(Hz)	Fh-OBW(Hz)	Limit(Hz)	Port
31.025M	5.22515G	5.256175G	16.567M	5.231704G	5.248271G	Inf	1

802.11a_Nss1,(6Mbps)_1TX — EBW

5260MHz

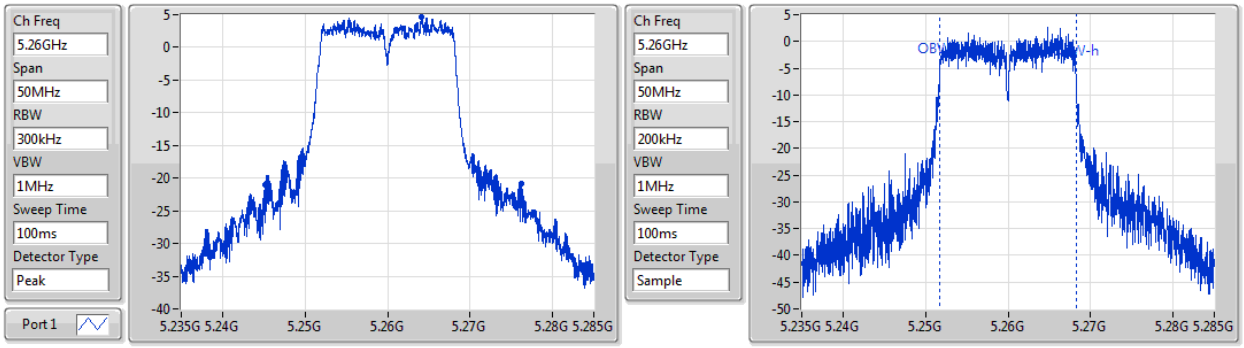

26dB(Hz)	Fl-26dB(Hz)	Fh-26dB(Hz)	OBW(Hz)	Fl-OBW(Hz)	Fh-OBW(Hz)	Limit(Hz)	Port
31.075M	5.24515G	5.276225G	16.542M	5.251679G	5.268221G	Inf	1

802.11a_Nss1,(6Mbps)_1TX — EBW

5300MHz

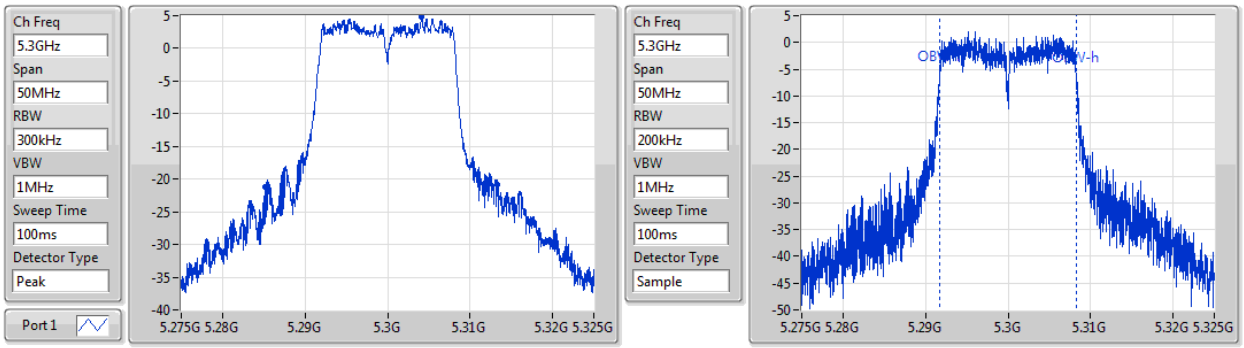

26dB(Hz)	Fl-26dB(Hz)	Fh-26dB(Hz)	OBW(Hz)	Fl-OBW(Hz)	Fh-OBW(Hz)	Limit(Hz)	Port
28.125M	5.285225G	5.31335G	16.567M	5.291704G	5.308271G	Inf	1

802.11a_Nss1,(6Mbps)_1TX — EBW

5320MHz

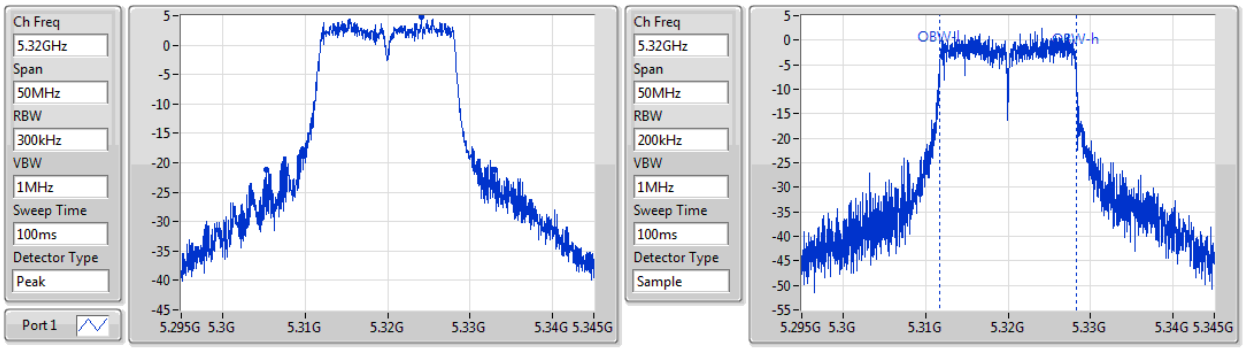

26dB(Hz)	Fl-26dB(Hz)	Fh-26dB(Hz)	OBW(Hz)	Fl-OBW(Hz)	Fh-OBW(Hz)	Limit(Hz)	Port
27.75M	5.305325G	5.333075G	16.492M	5.311729G	5.328221G	Inf	1

802.11a_Nss1,(6Mbps)_1TX EBW

5500MHz

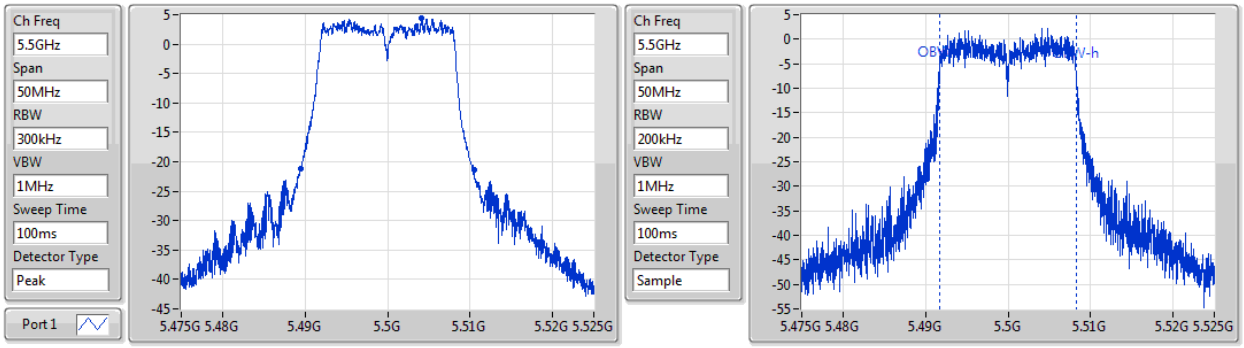

26dB(Hz)	Fl-26dB(Hz)	Fh-26dB(Hz)	OBW(Hz)	Fl-OBW(Hz)	Fh-OBW(Hz)	Limit(Hz)	Port
21.05M	5.489425G	5.510475G	16.492M	5.491729G	5.508221G	Inf	1

802.11a_Nss1,(6Mbps)_1TX EBW

5580MHz

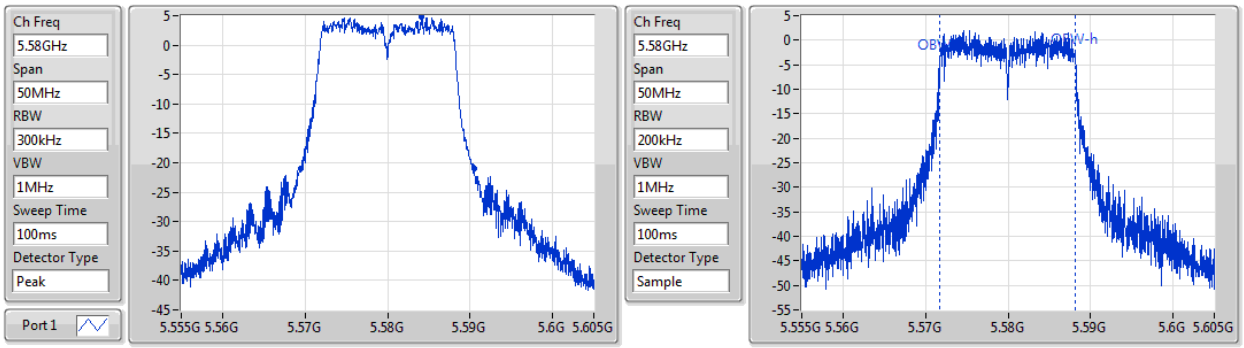

26dB(Hz)	Fl-26dB(Hz)	Fh-26dB(Hz)	OBW(Hz)	Fl-OBW(Hz)	Fh-OBW(Hz)	Limit(Hz)	Port
21.125M	5.569425G	5.59055G	16.467M	5.571729G	5.588196G	Inf	1

802.11a_Nss1,(6Mbps)_1TX EBW

5700MHz

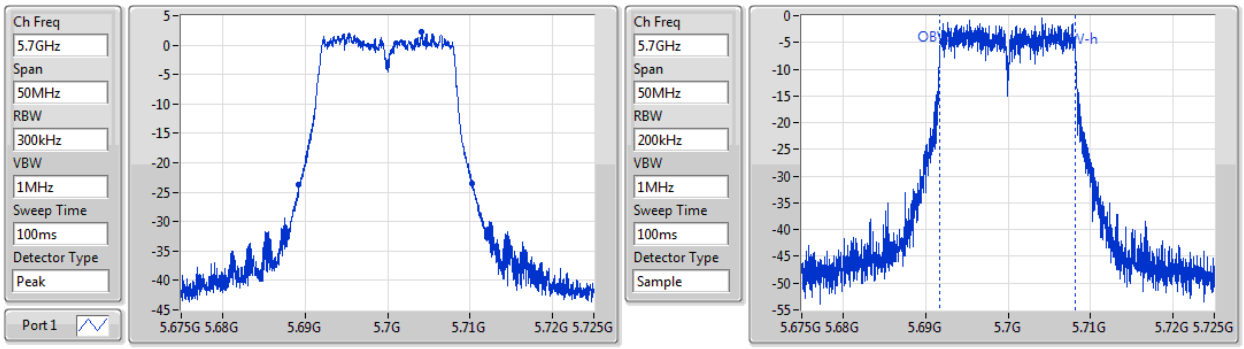

26dB(Hz)	Fl-26dB(Hz)	Fh-26dB(Hz)	OBW(Hz)	Fl-OBW(Hz)	Fh-OBW(Hz)	Limit(Hz)	Port
21M	5.689275G	5.710275G	16.467M	5.691729G	5.708196G	Inf	1

802.11a_Nss1,(6Mbps)_1TX — EBW

5745MHz

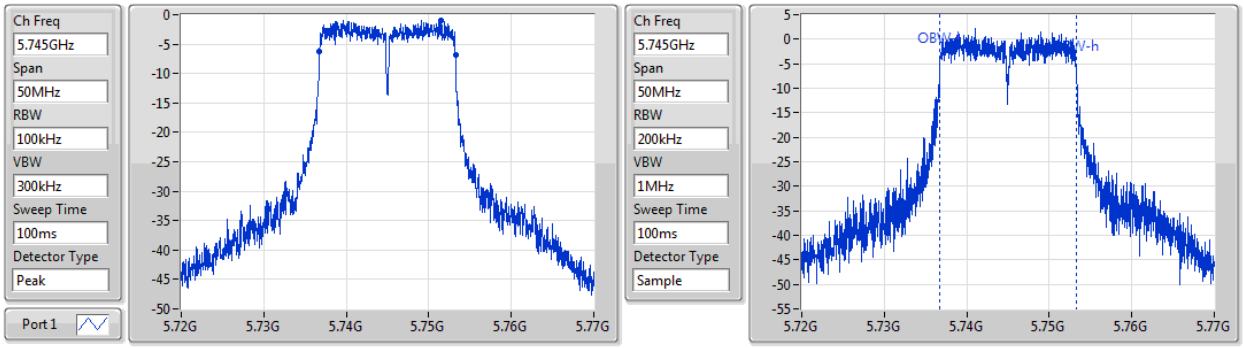

6dB(Hz)	Fl-6dB(Hz)	Fh-6dB(Hz)	OBW(Hz)	Fl-OBW(Hz)	Fh-OBW(Hz)	Limit(Hz)	Port
16.525M	5.736725G	5.75325G	16.467M	5.736754G	5.753221G	500k	1

802.11a_Nss1,(6Mbps)_1TX — EBW

5785MHz

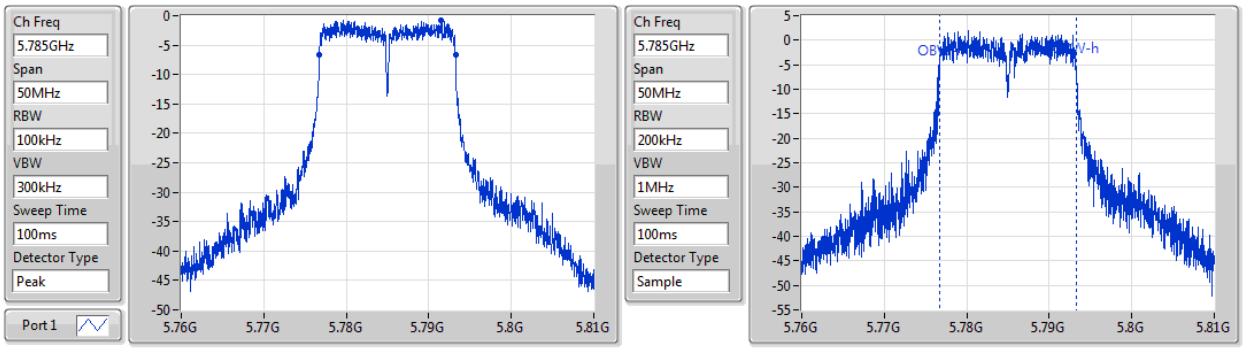

6dB(Hz)	Fl-6dB(Hz)	Fh-6dB(Hz)	OBW(Hz)	Fl-OBW(Hz)	Fh-OBW(Hz)	Limit(Hz)	Port
16.55M	5.7767G	5.79325G	16.592M	5.776654G	5.793246G	500k	1

802.11a_Nss1,(6Mbps)_1TX — EBW

5825MHz

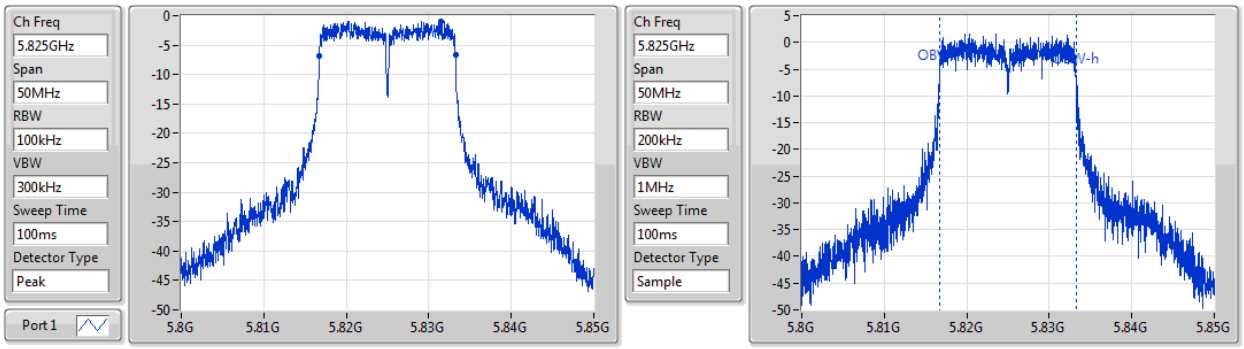

6dB(Hz)	Fl-6dB(Hz)	Fh-6dB(Hz)	OBW(Hz)	Fl-OBW(Hz)	Fh-OBW(Hz)	Limit(Hz)	Port
16.55M	5.8167G	5.83325G	16.517M	5.816729G	5.833246G	500k	1

802.11n HT20_Nss1,(MCS0)_1TX — EBW

5180MHz

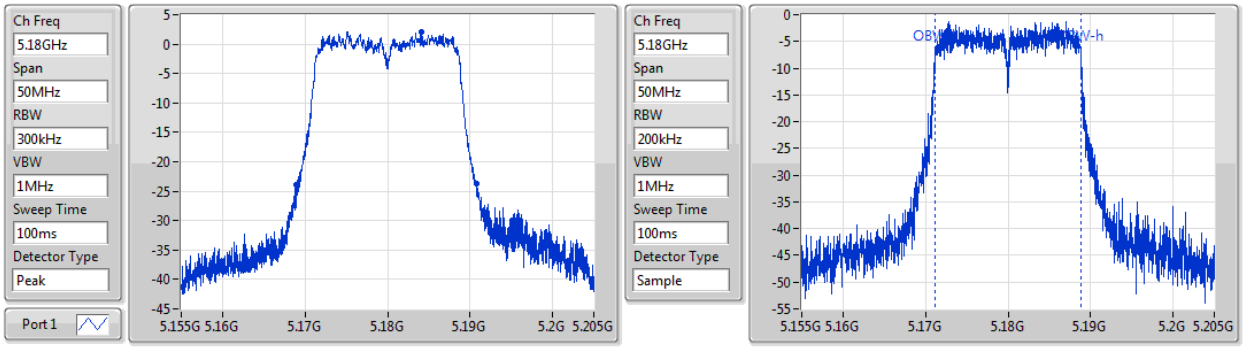

26dB(Hz)	Fl-26dB(Hz)	Fh-26dB(Hz)	OBW(Hz)	Fl-OBW(Hz)	Fh-OBW(Hz)	Limit(Hz)	Port
21.9M	5.168925G	5.190825G	17.616M	5.171179G	5.188796G	Inf	1

802.11n HT20_Nss1,(MCS0)_1TX — EBW

5200MHz

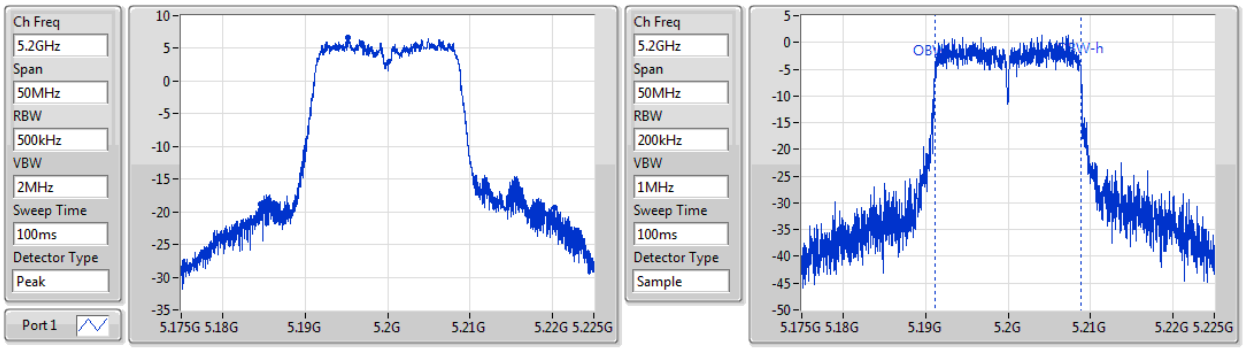

26dB(Hz)	Fl-26dB(Hz)	Fh-26dB(Hz)	OBW(Hz)	Fl-OBW(Hz)	Fh-OBW(Hz)	Limit(Hz)	Port
35.775M	5.18455G	5.220325G	17.691M	5.191129G	5.208821G	Inf	1

802.11n HT20_Nss1,(MCS0)_1TX — EBW

5240MHz

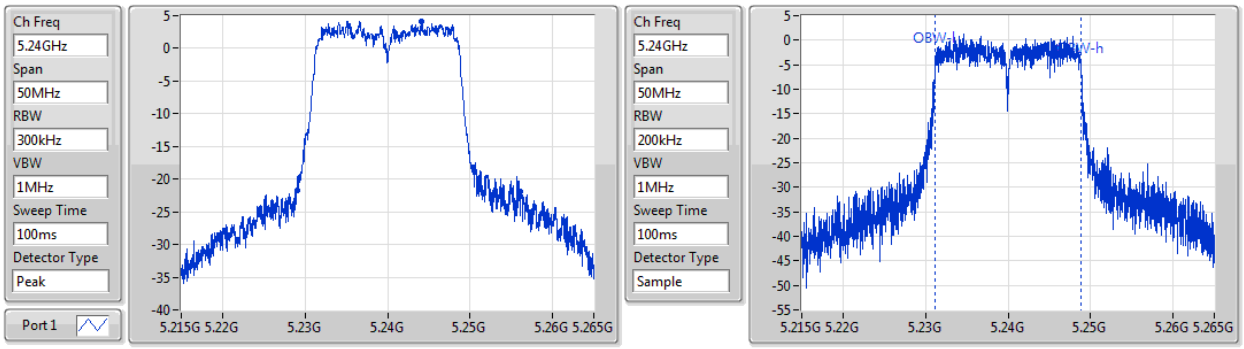

26dB(Hz)	Fl-26dB(Hz)	Fh-26dB(Hz)	OBW(Hz)	Fl-OBW(Hz)	Fh-OBW(Hz)	Limit(Hz)	Port
27.05M	5.229G	5.25605G	17.691M	5.231154G	5.248846G	Inf	1

802.11n HT20_Nss1,(MCS0)_1TX — EBW

5260MHz

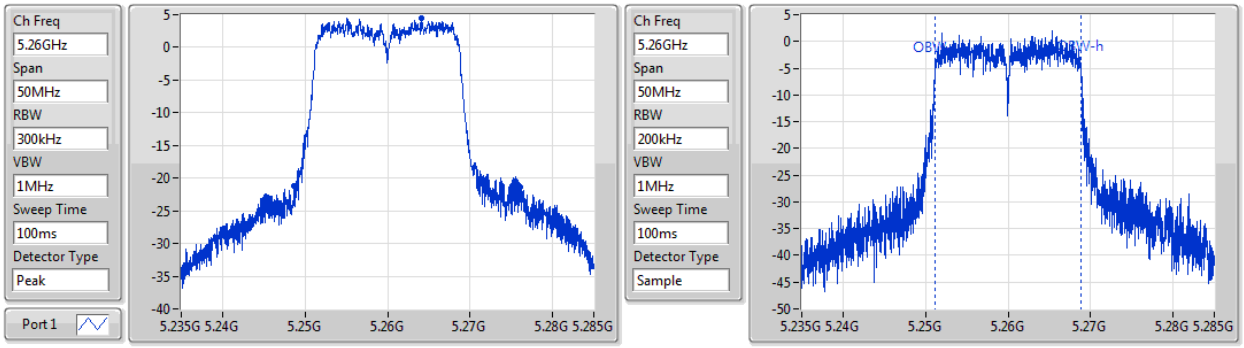

26dB(Hz)	Fl-26dB(Hz)	Fh-26dB(Hz)	OBW(Hz)	Fl-OBW(Hz)	Fh-OBW(Hz)	Limit(Hz)	Port
27.425M	5.2487G	5.276125G	17.666M	5.251154G	5.268821G	Inf	1

802.11n HT20_Nss1,(MCS0)_1TX — EBW

5300MHz

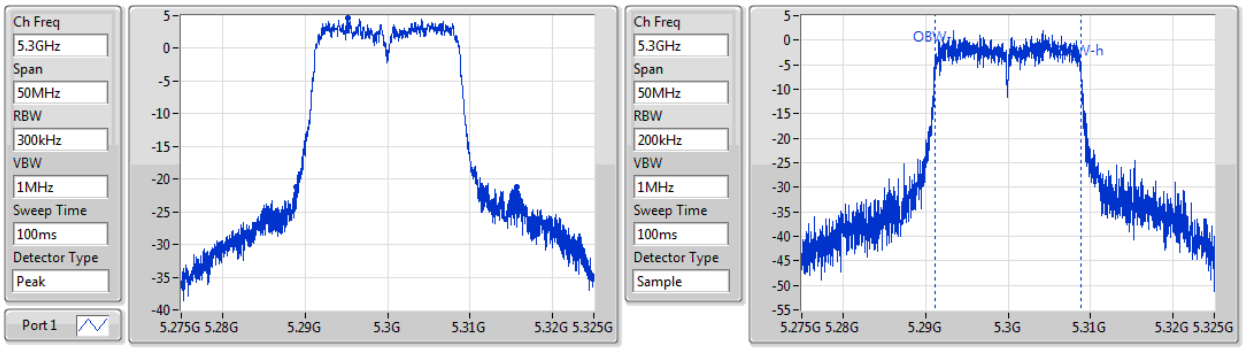

26dB(Hz)	Fl-26dB(Hz)	Fh-26dB(Hz)	OBW(Hz)	Fl-OBW(Hz)	Fh-OBW(Hz)	Limit(Hz)	Port
26.7M	5.2889G	5.3156G	17.691M	5.291154G	5.308846G	Inf	1

802.11n HT20_Nss1,(MCS0)_1TX — EBW

5320MHz

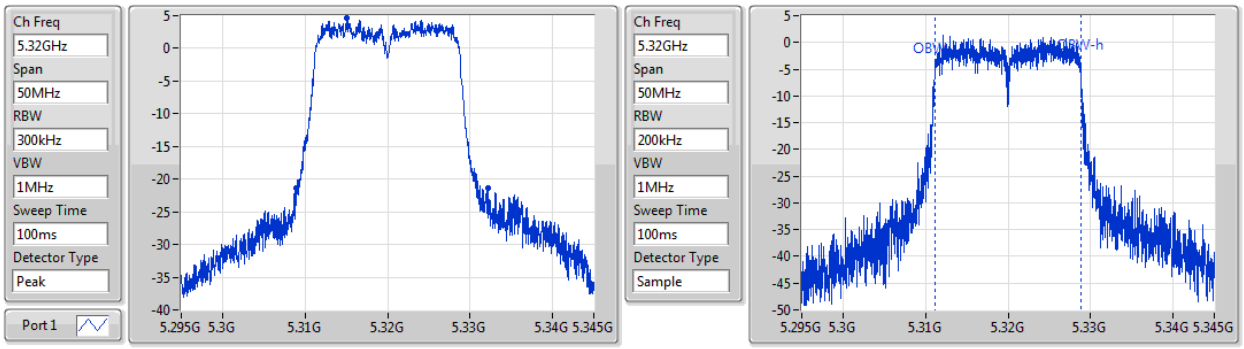

26dB(Hz)	Fl-26dB(Hz)	Fh-26dB(Hz)	OBW(Hz)	Fl-OBW(Hz)	Fh-OBW(Hz)	Limit(Hz)	Port
23.175M	5.308975G	5.33215G	17.641M	5.311154G	5.328796G	Inf	1

802.11n HT20_Nss1,(MCS0)_1TX EBW

5500MHz

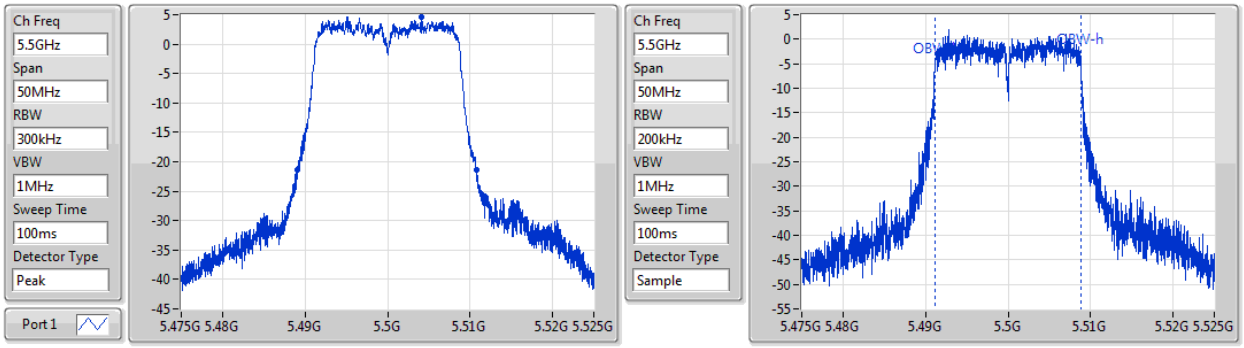

26dB(Hz)	Fl-26dB(Hz)	Fh-26dB(Hz)	OBW(Hz)	Fl-OBW(Hz)	Fh-OBW(Hz)	Limit(Hz)	Port
21.8M	5.489G	5.5108G	17.641M	5.491154G	5.508796G	Inf	1

802.11n HT20_Nss1,(MCS0)_1TX EBW

5580MHz

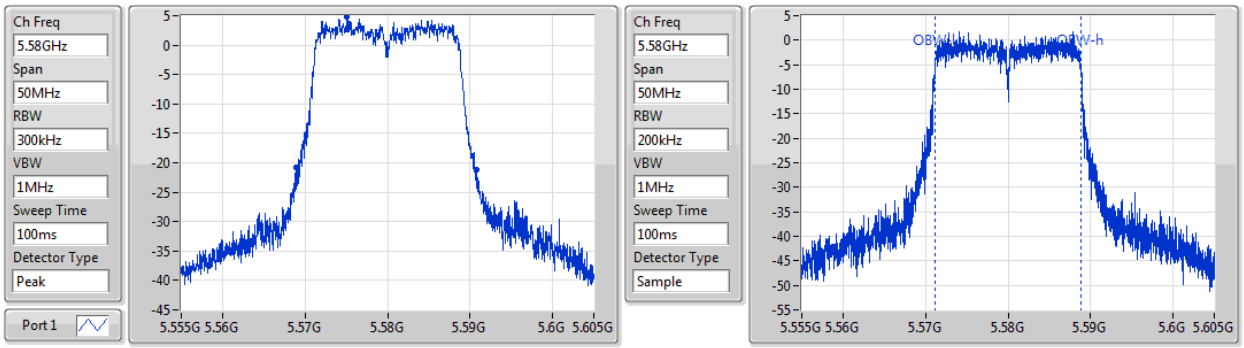

26dB(Hz)	Fl-26dB(Hz)	Fh-26dB(Hz)	OBW(Hz)	Fl-OBW(Hz)	Fh-OBW(Hz)	Limit(Hz)	Port
21.85M	5.568925G	5.590775G	17.641M	5.571154G	5.588796G	Inf	1

802.11n HT20_Nss1,(MCS0)_1TX EBW

5700MHz

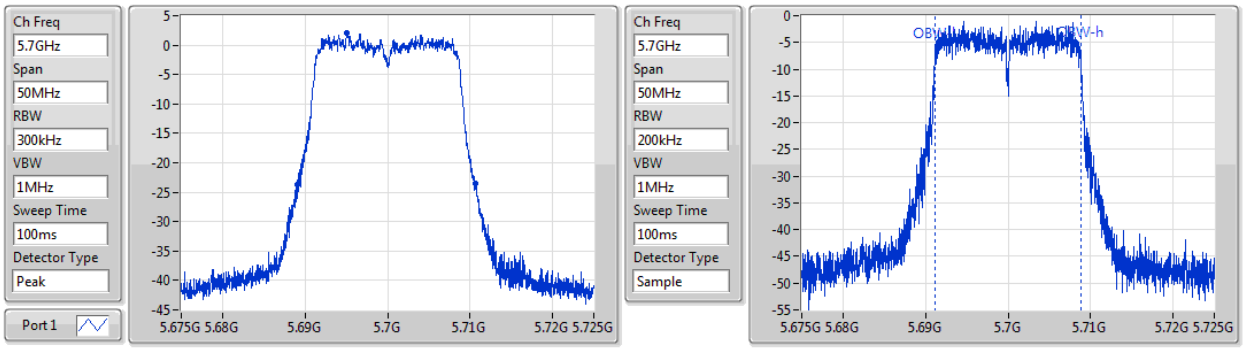

26dB(Hz)	Fl-26dB(Hz)	Fh-26dB(Hz)	OBW(Hz)	Fl-OBW(Hz)	Fh-OBW(Hz)	Limit(Hz)	Port
21.625M	5.68905G	5.710675G	17.641M	5.691154G	5.708796G	Inf	1

802.11n HT20_Nss1,(MCS0)_1TX — EBW

5745MHz

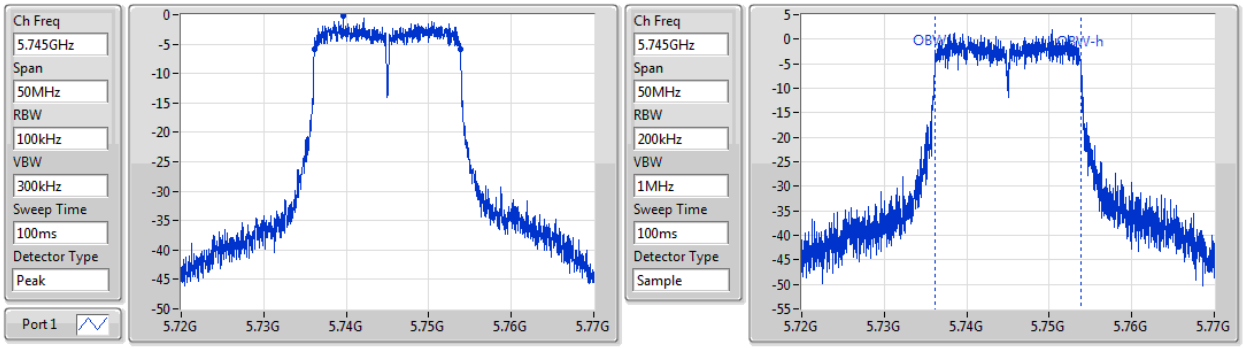

6dB(Hz)	Fl-6dB(Hz)	Fh-6dB(Hz)	OBW(Hz)	Fl-OBW(Hz)	Fh-OBW(Hz)	Limit(Hz)	Port
17.625M	5.736175G	5.7538G	17.641M	5.736154G	5.753796G	500k	1

802.11n HT20_Nss1,(MCS0)_1TX — EBW

5785MHz

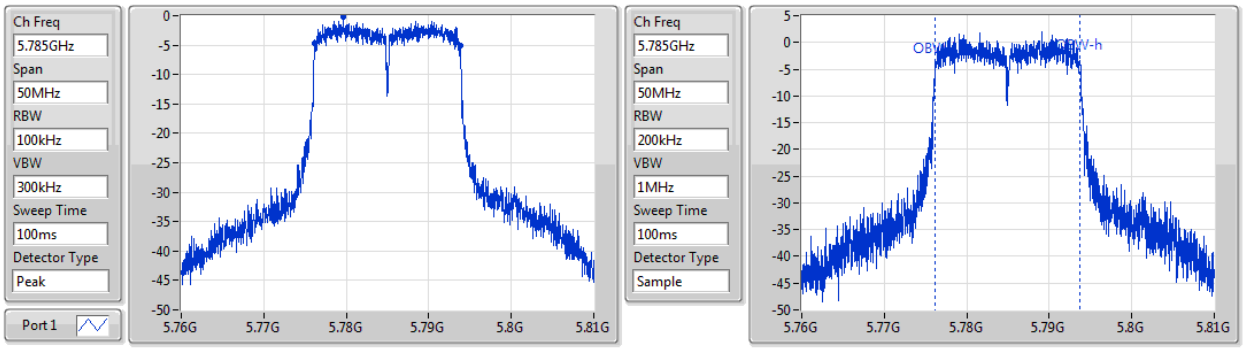

6dB(Hz)	Fl-6dB(Hz)	Fh-6dB(Hz)	OBW(Hz)	Fl-OBW(Hz)	Fh-OBW(Hz)	Limit(Hz)	Port
17.575M	5.7762G	5.793775G	17.616M	5.776154G	5.793771G	500k	1

802.11n HT20_Nss1,(MCS0)_1TX — EBW

5825MHz

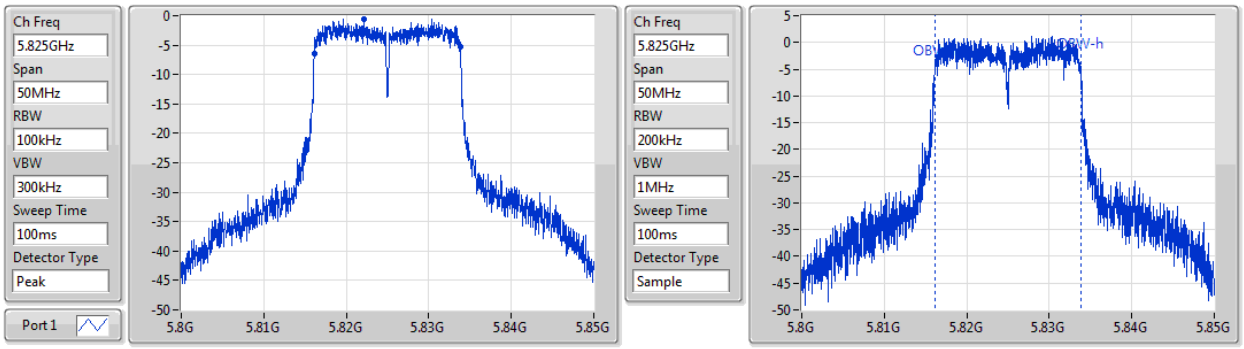

6dB(Hz)	Fl-6dB(Hz)	Fh-6dB(Hz)	OBW(Hz)	Fl-OBW(Hz)	Fh-OBW(Hz)	Limit(Hz)	Port
17.7M	5.8161G	5.8338G	17.666M	5.816129G	5.833796G	500k	1

802.11n HT40_Nss1,(MCS0)_1TX — EBW

5190MHz

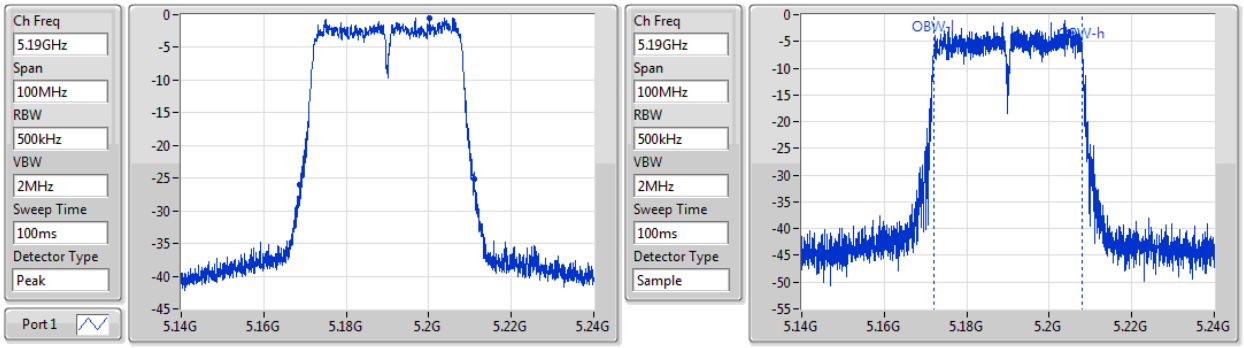

26dB(Hz)	Fl-26dB(Hz)	Fh-26dB(Hz)	OBW(Hz)	Fl-OBW(Hz)	Fh-OBW(Hz)	Limit(Hz)	Port
42.35M	5.1687G	5.21105G	36.082M	5.171959G	5.208041G	Inf	1

802.11n HT40_Nss1,(MCS0)_1TX — EBW

5230MHz

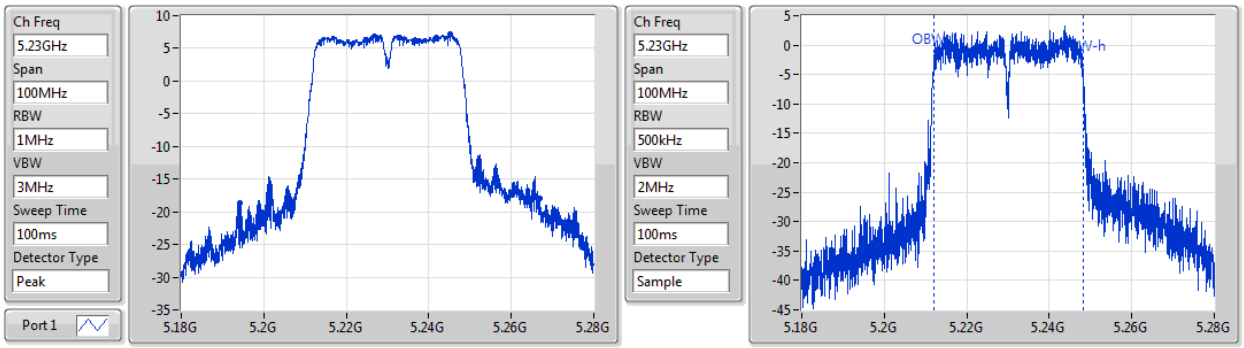

26dB(Hz)	Fl-26dB(Hz)	Fh-26dB(Hz)	OBW(Hz)	Fl-OBW(Hz)	Fh-OBW(Hz)	Limit(Hz)	Port
72.75M	5.1941G	5.26685G	36.182M	5.211959G	5.248141G	Inf	1

802.11n HT40_Nss1,(MCS0)_1TX — EBW

5270MHz

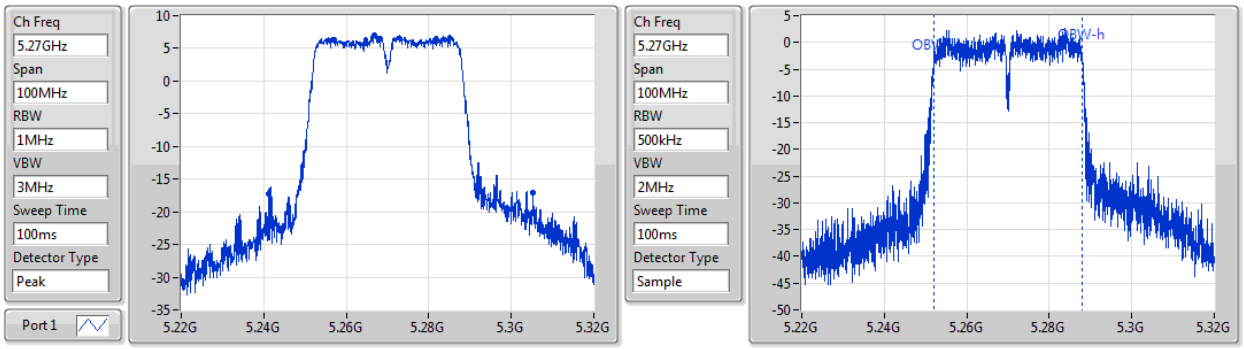

26dB(Hz)	Fl-26dB(Hz)	Fh-26dB(Hz)	OBW(Hz)	Fl-OBW(Hz)	Fh-OBW(Hz)	Limit(Hz)	Port
64.15M	5.24115G	5.3053G	36.182M	5.251909G	5.288091G	Inf	1

802.11n HT40_Nss1,(MCS0)_1TX — EBW

5310MHz

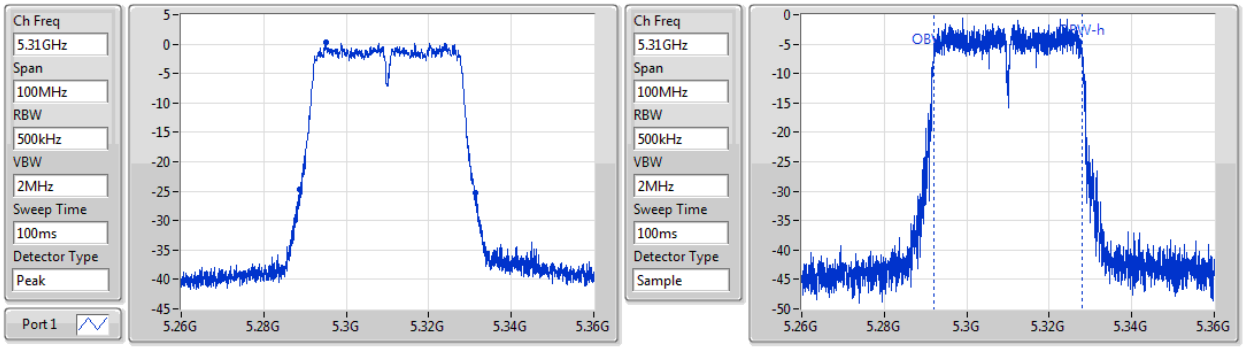

26dB(Hz)	Fl-26dB(Hz)	Fh-26dB(Hz)	OBW(Hz)	Fl-OBW(Hz)	Fh-OBW(Hz)	Limit(Hz)	Port
42.65M	5.28865G	5.3313G	36.132M	5.291909G	5.328041G	Inf	1

802.11n HT40_Nss1,(MCS0)_1TX — EBW

5510MHz

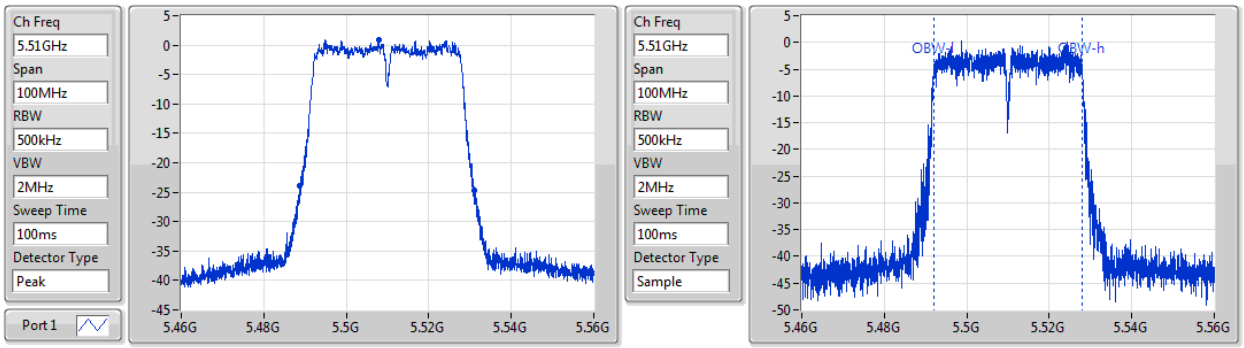

26dB(Hz)	Fl-26dB(Hz)	Fh-26dB(Hz)	OBW(Hz)	Fl-OBW(Hz)	Fh-OBW(Hz)	Limit(Hz)	Port
42.55M	5.4886G	5.53115G	36.132M	5.491909G	5.528041G	Inf	1

802.11n HT40_Nss1,(MCS0)_1TX — EBW

5550MHz

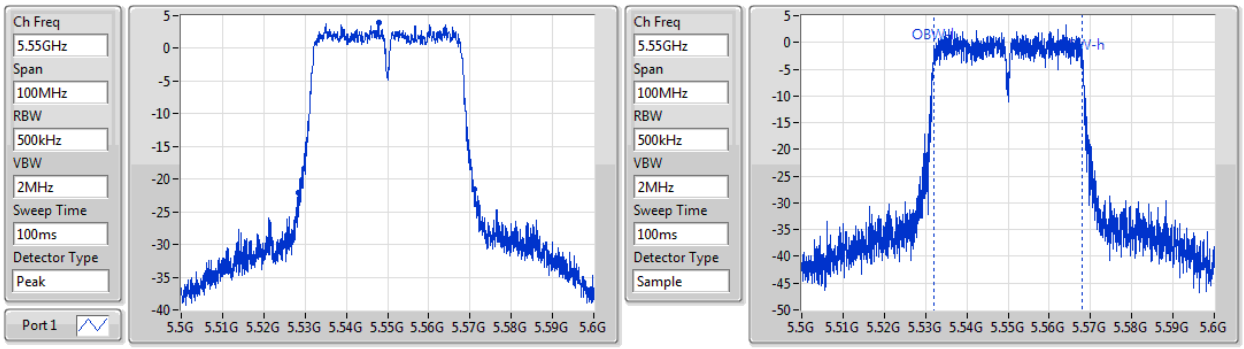

26dB(Hz)	Fl-26dB(Hz)	Fh-26dB(Hz)	OBW(Hz)	Fl-OBW(Hz)	Fh-OBW(Hz)	Limit(Hz)	Port
42.65M	5.5283G	5.57095G	36.132M	5.531909G	5.568041G	Inf	1

802.11n HT40_Nss1,(MCS0)_1TX — EBW

5670MHz

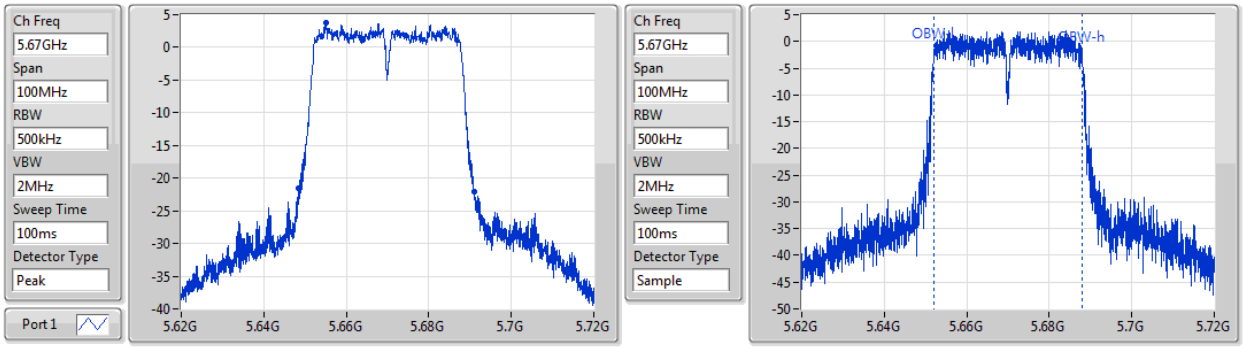

26dB(Hz)	Fl-26dB(Hz)	Fh-26dB(Hz)	OBW(Hz)	Fl-OBW(Hz)	Fh-OBW(Hz)	Limit(Hz)	Port
42.65M	5.64845G	5.6911G	36.082M	5.651909G	5.687991G	Inf	1

802.11n HT40_Nss1,(MCS0)_1TX — EBW

5755MHz

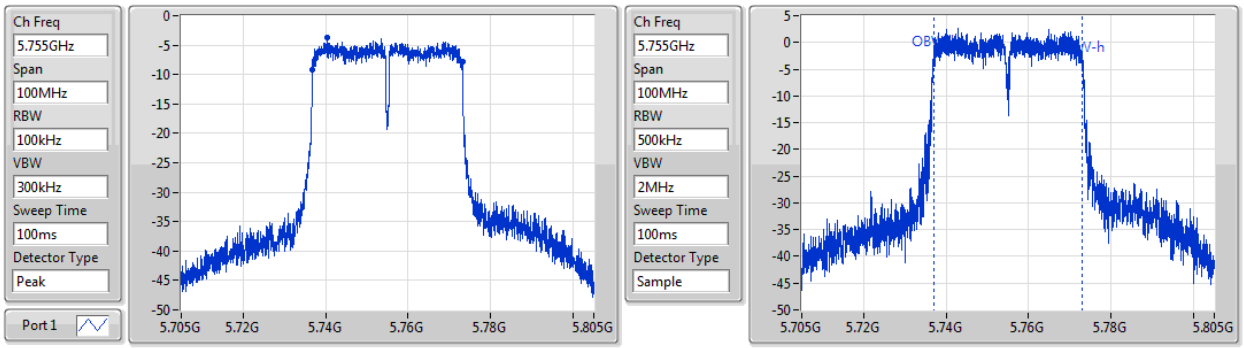

6dB(Hz)	Fl-6dB(Hz)	Fh-6dB(Hz)	OBW(Hz)	Fl-OBW(Hz)	Fh-OBW(Hz)	Limit(Hz)	Port
36.35M	5.7368G	5.77315G	36.132M	5.736959G	5.773091G	500k	1

802.11n HT40_Nss1,(MCS0)_1TX — EBW

5795MHz

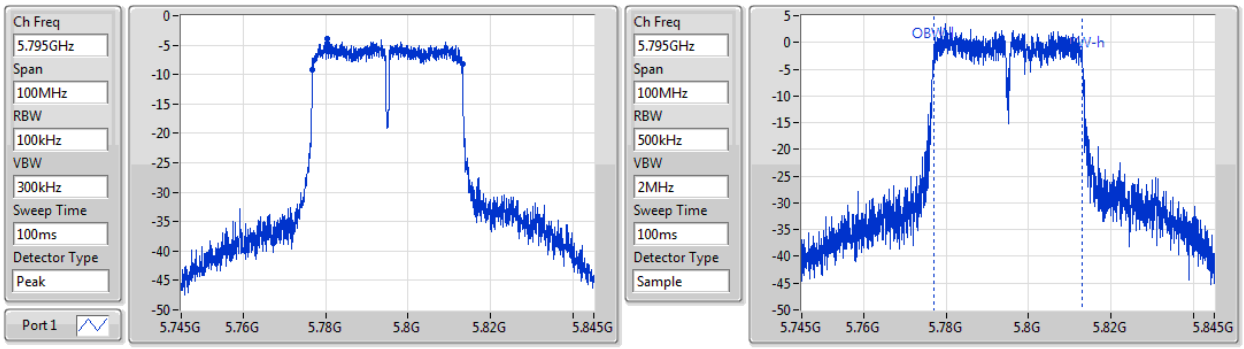

6dB(Hz)	Fl-6dB(Hz)	Fh-6dB(Hz)	OBW(Hz)	Fl-OBW(Hz)	Fh-OBW(Hz)	Limit(Hz)	Port
36.35M	5.7768G	5.81315G	36.182M	5.776909G	5.813091G	500k	1

Summary

Mode	Total Power (dBm)	Total Power (W)	EIRP (dBm)	EIRP (W)
802.11a_Nss1,(6Mbps)_1TX	-	-	-	-
5.15-5.25GHz	13.45	0.02213	15.55	0.03589
5.25-5.35GHz	13.48	0.02228	16.68	0.04656
5.47-5.725GHz	13.42	0.02198	16.82	0.04808
5.725-5.85GHz	13.42	0.02198	16.92	0.04920
802.11n HT20_Nss1,(MCS0)_1TX	-	-	-	-
5.15-5.25GHz	13.48	0.02228	15.58	0.03614
5.25-5.35GHz	13.49	0.02234	16.69	0.04667
5.47-5.725GHz	13.48	0.02228	16.88	0.04875
5.725-5.85GHz	13.44	0.02208	16.94	0.04943
802.11n HT40_Nss1,(MCS0)_1TX	-	-	-	-
5.15-5.25GHz	13.49	0.02234	15.59	0.03622
5.25-5.35GHz	13.42	0.02198	16.62	0.04592
5.47-5.725GHz	13.43	0.02203	16.83	0.04819
5.725-5.85GHz	13.47	0.02223	16.97	0.04977

Result

Mode	Result	DG (dBi)	Port 1 (dBm)	Total Power (dBm)	Power Limit (dBm)	EIRP (dBm)	EIRP Limit (dBm)
802.11a_Nss1,(6Mbps)_1TX	-	-	-	-	-	-	-
5180MHz	Pass	2.10	13.45	13.45	30.00	15.55	36.00
5200MHz	Pass	2.10	13.20	13.20	30.00	15.30	36.00
5240MHz	Pass	2.10	13.09	13.09	30.00	15.19	36.00
5260MHz	Pass	3.20	13.48	13.48	23.98	16.68	30.00
5300MHz	Pass	3.20	13.36	13.36	23.98	16.56	30.00
5320MHz	Pass	3.20	13.45	13.45	23.98	16.65	30.00
5500MHz	Pass	3.40	13.16	13.16	23.98	16.56	30.00
5580MHz	Pass	3.40	13.42	13.42	23.98	16.82	30.00
5700MHz	Pass	3.40	13.42	13.42	23.98	16.82	30.00
5745MHz	Pass	3.50	13.42	13.42	30.00	16.92	36.00
5785MHz	Pass	3.50	13.41	13.41	30.00	16.91	36.00
5825MHz	Pass	3.50	13.39	13.39	30.00	16.89	36.00
802.11n HT20_Nss1,(MCS0)_1TX	-	-	-	-	-	-	-
5180MHz	Pass	2.10	13.48	13.48	30.00	15.58	36.00
5200MHz	Pass	2.10	13.22	13.22	30.00	15.32	36.00
5240MHz	Pass	2.10	13.21	13.21	30.00	15.31	36.00
5260MHz	Pass	3.20	13.49	13.49	23.98	16.69	30.00
5300MHz	Pass	3.20	13.43	13.43	23.98	16.63	30.00
5320MHz	Pass	3.20	13.46	13.46	23.98	16.66	30.00
5500MHz	Pass	3.40	13.44	13.44	23.98	16.84	30.00
5580MHz	Pass	3.40	13.48	13.48	23.98	16.88	30.00
5700MHz	Pass	3.40	13.46	13.46	23.98	16.86	30.00
5745MHz	Pass	3.50	13.34	13.34	30.00	16.84	36.00
5785MHz	Pass	3.50	13.44	13.44	30.00	16.94	36.00
5825MHz	Pass	3.50	13.41	13.41	30.00	16.91	36.00
802.11n HT40_Nss1,(MCS0)_1TX	-	-	-	-	-	-	-
5190MHz	Pass	2.10	13.02	13.02	30.00	15.12	36.00
5230MHz	Pass	2.10	13.49	13.49	30.00	15.59	36.00
5270MHz	Pass	3.20	13.31	13.31	23.98	16.51	30.00
5310MHz	Pass	3.20	13.42	13.42	23.98	16.62	30.00
5510MHz	Pass	3.40	13.43	13.43	23.98	16.83	30.00
5550MHz	Pass	3.40	13.38	13.38	23.98	16.78	30.00
5670MHz	Pass	3.40	13.13	13.13	23.98	16.53	30.00
5755MHz	Pass	3.50	13.47	13.47	30.00	16.97	36.00
5795MHz	Pass	3.50	13.46	13.46	30.00	16.96	36.00

DG = Directional Gain; **Port X** = Port X output power

Summary

Mode	PD (dBm/RBW)	EIRP PD (dBm/RBW)
802.11a_Nss1,(6Mbps)_1TX	-	-
5.15-5.25GHz	1.08	3.18
5.25-5.35GHz	1.34	4.54
5.47-5.725GHz	1.47	4.87
5.725-5.85GHz	0.07	3.57
802.11n HT20_Nss1,(MCS0)_1TX	-	-
5.15-5.25GHz	1.17	3.27
5.25-5.35GHz	1.09	4.29
5.47-5.725GHz	1.40	4.80
5.725-5.85GHz	-0.08	3.42
802.11n HT40_Nss1,(MCS0)_1TX	-	-
5.15-5.25GHz	-2.04	0.06
5.25-5.35GHz	-2.28	0.92
5.47-5.725GHz	-2.02	1.38
5.725-5.85GHz	-3.55	-0.05

RBW = 500kHz for 5.725-5.85GHz band / 1MHz for other band;

Result

Mode	Result	DG (dBi)	Port 1 (dBm/RBW)	PD (dBm/RBW)	PD Limit (dBm/RBW)	EIRP PD (dBm/RBW)	EIRP PD Limit (dBm/RBW)
802.11a_Nss1,(6Mbps)_1TX	-	-	-	-	-	-	-
5180MHz	Pass	2.10	-1.36	-1.36	17.00	0.74	Inf
5200MHz	Pass	2.10	1.08	1.08	17.00	3.18	Inf
5240MHz	Pass	2.10	0.99	0.99	17.00	3.09	Inf
5260MHz	Pass	3.20	1.24	1.24	11.00	4.44	Inf
5300MHz	Pass	3.20	1.34	1.34	11.00	4.54	Inf
5320MHz	Pass	3.20	1.34	1.34	11.00	4.54	Inf
5500MHz	Pass	3.40	1.05	1.05	11.00	4.45	Inf
5580MHz	Pass	3.40	1.47	1.47	11.00	4.87	Inf
5700MHz	Pass	3.40	-1.31	-1.31	11.00	2.09	Inf
5745MHz	Pass	3.50	-0.17	-0.17	30.00	3.33	Inf
5785MHz	Pass	3.50	0.07	0.07	30.00	3.57	Inf
5825MHz	Pass	3.50	-0.27	-0.27	30.00	3.23	Inf
802.11n HT20_Nss1,(MCS0)_1TX	-	-	-	-	-	-	-
5180MHz	Pass	2.10	-1.37	-1.37	17.00	0.73	Inf
5200MHz	Pass	2.10	1.17	1.17	17.00	3.27	Inf
5240MHz	Pass	2.10	0.85	0.85	17.00	2.95	Inf
5260MHz	Pass	3.20	1.09	1.09	11.00	4.29	Inf
5300MHz	Pass	3.20	0.99	0.99	11.00	4.19	Inf
5320MHz	Pass	3.20	1.08	1.08	11.00	4.28	Inf
5500MHz	Pass	3.40	1.18	1.18	11.00	4.58	Inf
5580MHz	Pass	3.40	1.40	1.40	11.00	4.80	Inf
5700MHz	Pass	3.40	-1.48	-1.48	11.00	1.92	Inf
5745MHz	Pass	3.50	-0.37	-0.37	30.00	3.13	Inf
5785MHz	Pass	3.50	-0.08	-0.08	30.00	3.42	Inf
5825MHz	Pass	3.50	-0.59	-0.59	30.00	2.91	Inf
802.11n HT40_Nss1,(MCS0)_1TX	-	-	-	-	-	-	-
5190MHz	Pass	2.10	-6.30	-6.30	17.00	-4.20	Inf
5230MHz	Pass	2.10	-2.04	-2.04	17.00	0.06	Inf
5270MHz	Pass	3.20	-2.28	-2.28	11.00	0.92	Inf
5310MHz	Pass	3.20	-5.70	-5.70	11.00	-2.50	Inf
5510MHz	Pass	3.40	-4.98	-4.98	11.00	-1.58	Inf
5550MHz	Pass	3.40	-2.02	-2.02	11.00	1.38	Inf
5670MHz	Pass	3.40	-2.26	-2.26	11.00	1.14	Inf
5755MHz	Pass	3.50	-3.57	-3.57	30.00	-0.07	Inf
5795MHz	Pass	3.50	-3.55	-3.55	30.00	-0.05	Inf

DG = Directional Gain; **RBW** = 500kHz for 5.725-5.85GHz band / 1MHz for other band;
PD = trace bin-by-bin of each transmits port summing can be performed maximum power density; **Port X** = Port X power density;

802.11a_Nss1,(6Mbps)_1TX **PSD**

5180MHz

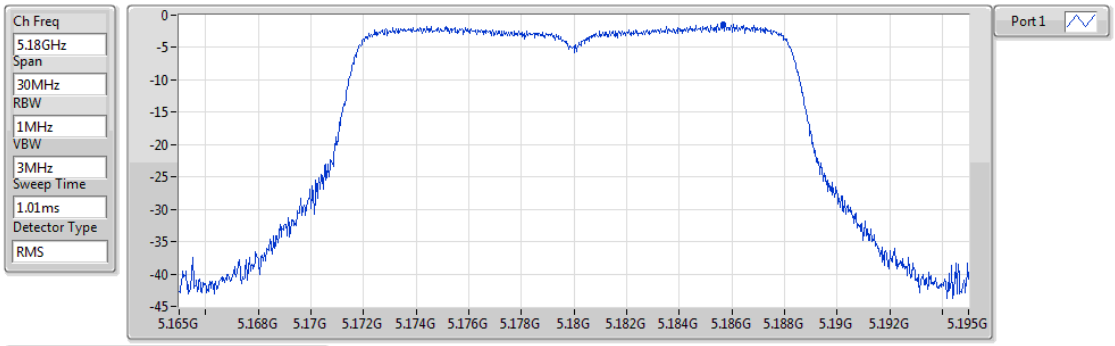

Sum	PD	Port 1
(dBm/RBW)	(dBm/RBW)	(dBm/RBW)
-1.36	-1.36	-1.36

802.11a_Nss1,(6Mbps)_1TX **PSD**

5200MHz

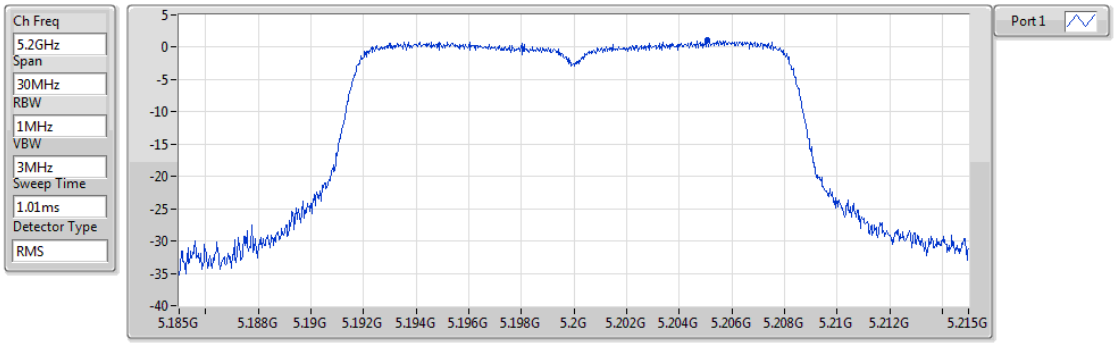

Sum	PD	Port 1
(dBm/RBW)	(dBm/RBW)	(dBm/RBW)
1.08	1.08	1.08

802.11a_Nss1,(6Mbps)_1TX **PSD**

5240MHz

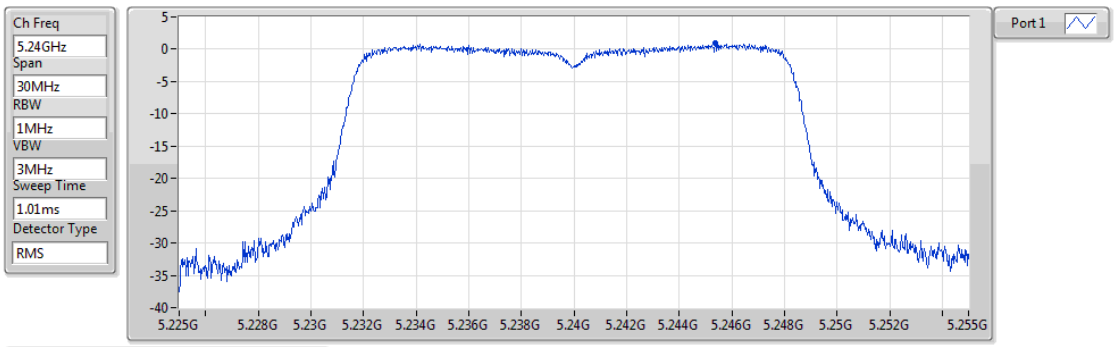

Sum	PD	Port 1
(dBm/RBW)	(dBm/RBW)	(dBm/RBW)
0.99	0.99	0.99

802.11a_Nss1,(6Mbps)_1TX **PSD**

5260MHz

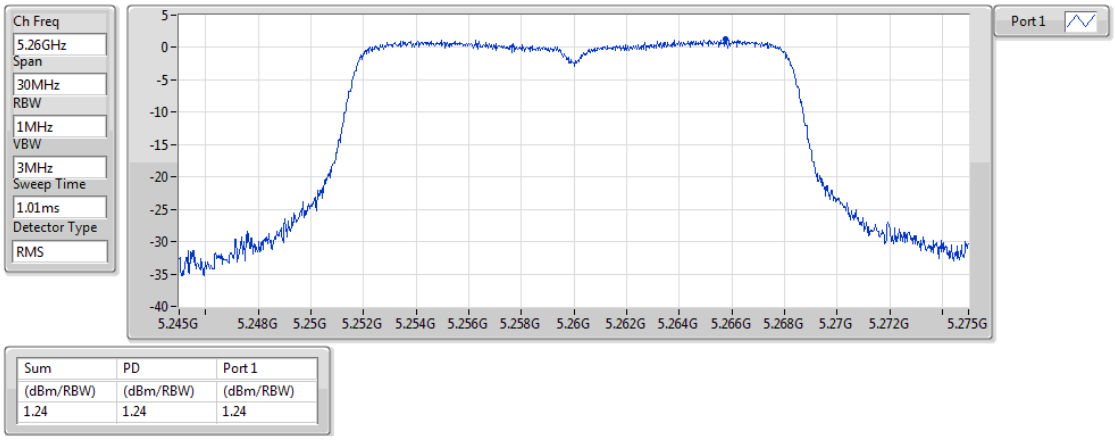

Sum	PD	Port 1
(dBm/RBW)	(dBm/RBW)	(dBm/RBW)
1.24	1.24	1.24

802.11a_Nss1,(6Mbps)_1TX **PSD**

5300MHz

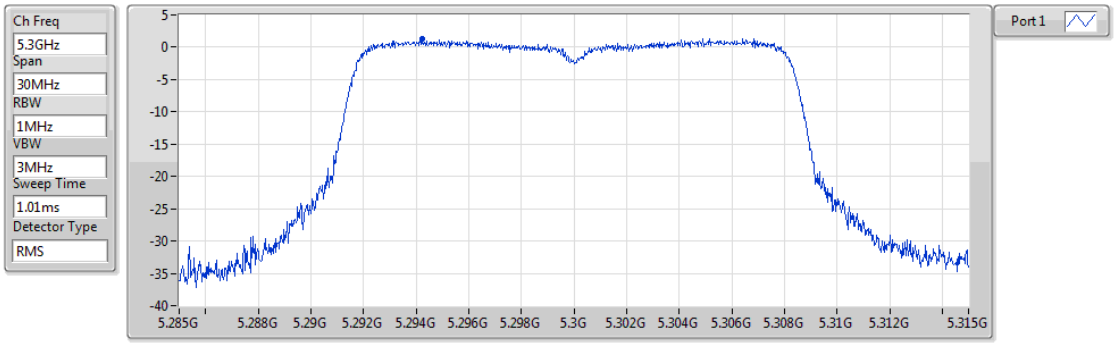

Sum	PD	Port 1
(dBm/RBW)	(dBm/RBW)	(dBm/RBW)
1.34	1.34	1.34

802.11a_Nss1,(6Mbps)_1TX **PSD**

5320MHz

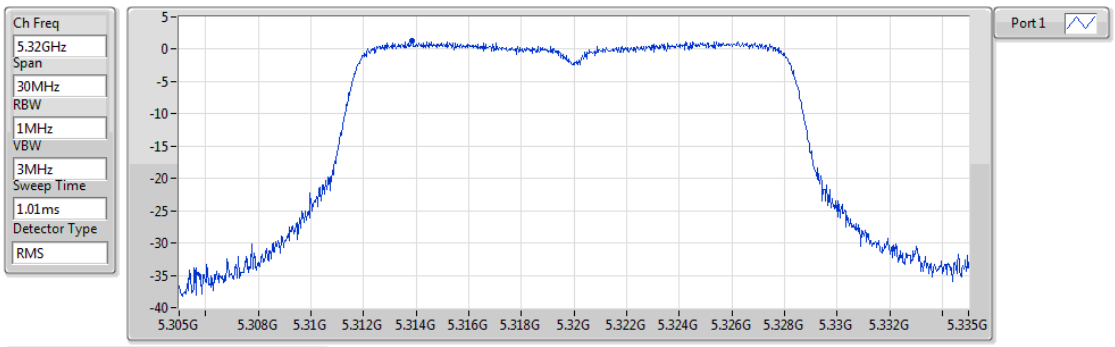

Sum	PD	Port 1
(dBm/RBW)	(dBm/RBW)	(dBm/RBW)
1.34	1.34	1.34

802.11a_Nss1,(6Mbps)_1TX PSD

5500MHz

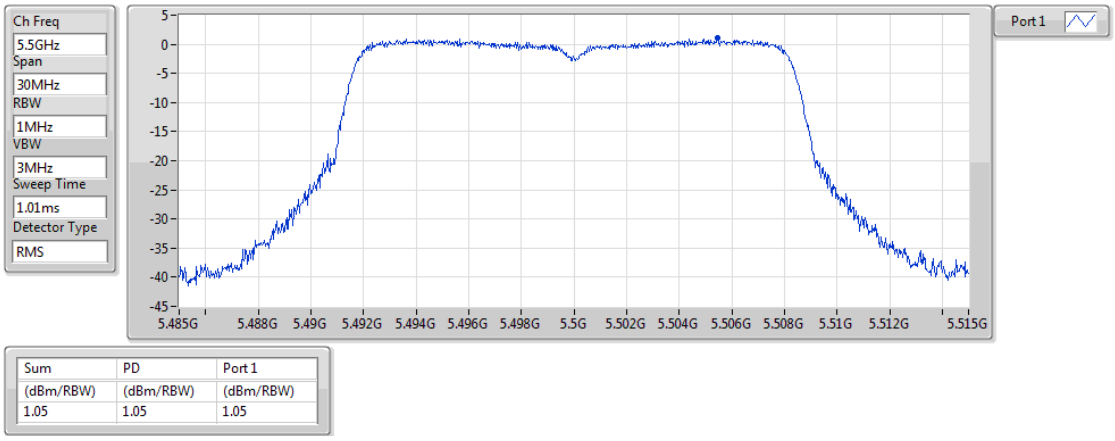

Sum	PD	Port 1
(dBm/RBW)	(dBm/RBW)	(dBm/RBW)
1.05	1.05	1.05

802.11a_Nss1,(6Mbps)_1TX PSD

5580MHz

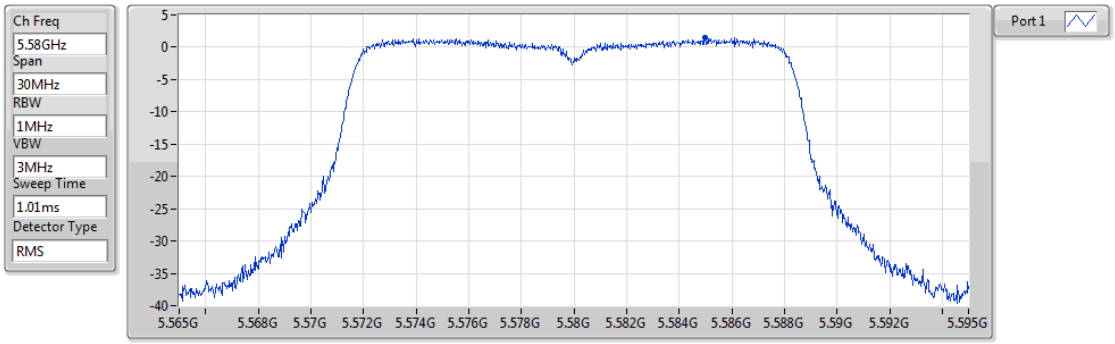

Sum	PD	Port 1
(dBm/RBW)	(dBm/RBW)	(dBm/RBW)
1.47	1.47	1.47

802.11a_Nss1,(6Mbps)_1TX PSD

5700MHz

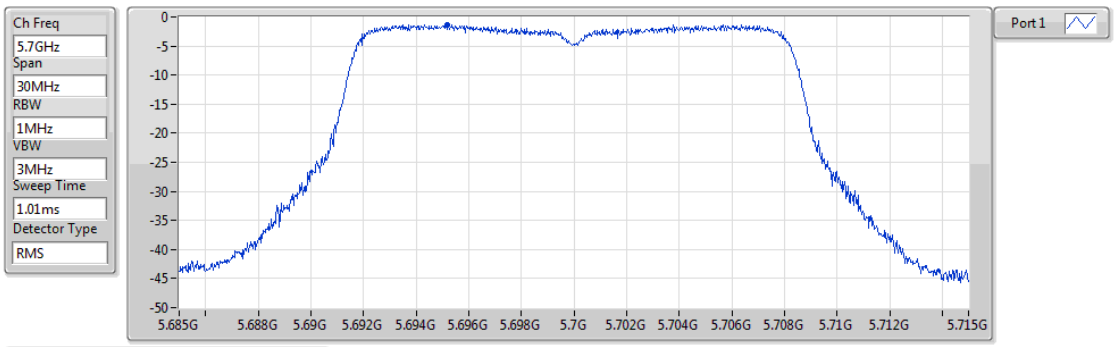

Sum	PD	Port 1
(dBm/RBW)	(dBm/RBW)	(dBm/RBW)
-1.31	-1.31	-1.31

802.11a_Nss1,(6Mbps)_1TX **PSD**

5745MHz

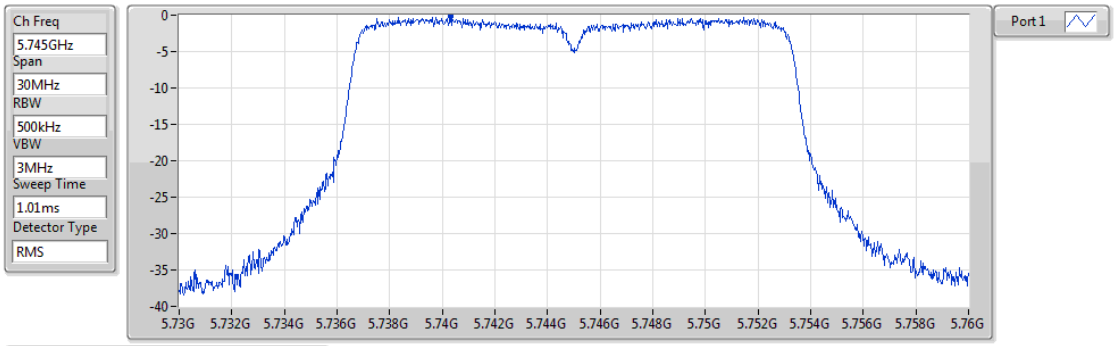

Sum	PD	Port 1
(dBm/RBW)	(dBm/RBW)	(dBm/RBW)
-0.17	-0.17	-0.17

802.11a_Nss1,(6Mbps)_1TX **PSD**

5785MHz

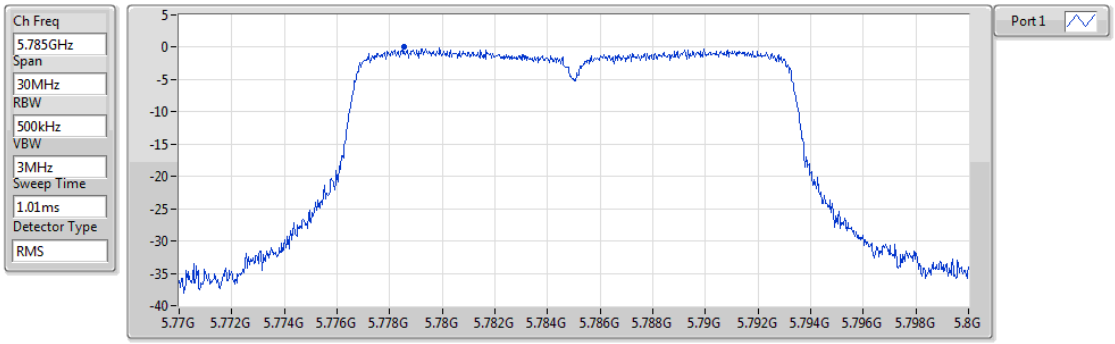

Sum	PD	Port 1
(dBm/RBW)	(dBm/RBW)	(dBm/RBW)
0.07	0.07	0.07

802.11a_Nss1,(6Mbps)_1TX **PSD**

5825MHz

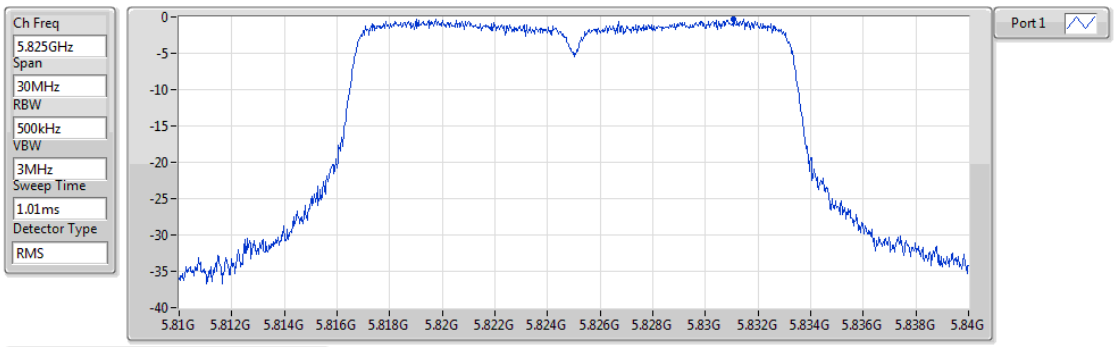

Sum	PD	Port 1
(dBm/RBW)	(dBm/RBW)	(dBm/RBW)
-0.27	-0.27	-0.27

802.11n HT20_Nss1,(MCS0)_1TX PSD

5180MHz

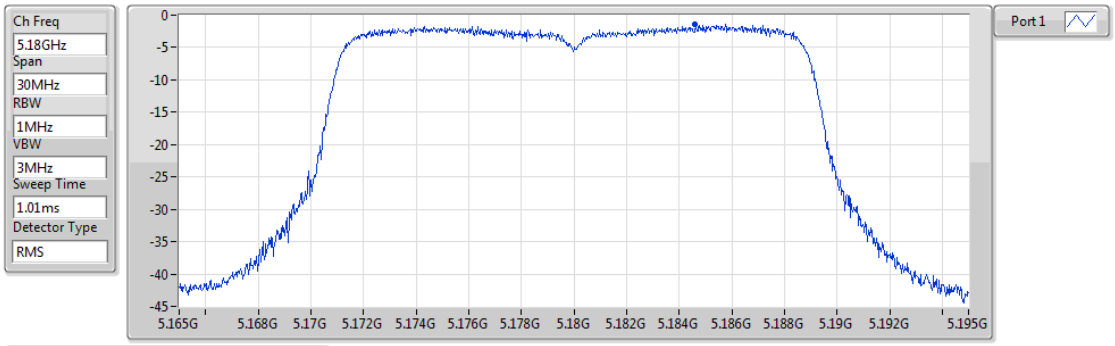

Sum	PD	Port 1
(dBm/RBW)	(dBm/RBW)	(dBm/RBW)
-1.37	-1.37	-1.37

802.11n HT20_Nss1,(MCS0)_1TX PSD

5200MHz

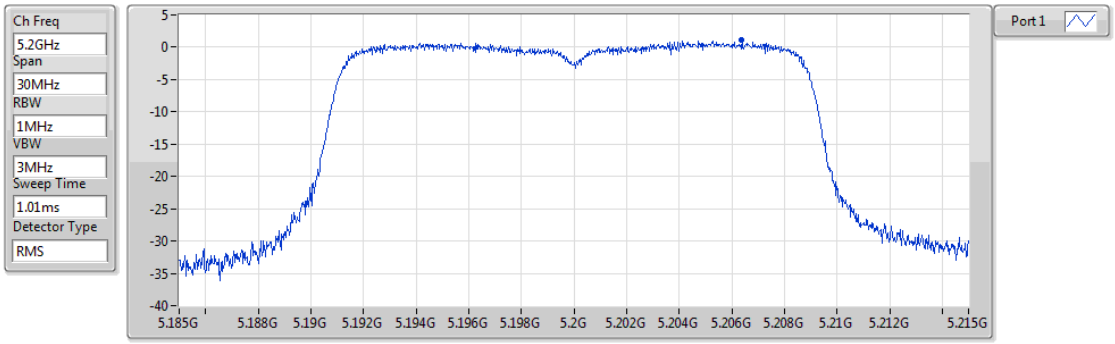

Sum	PD	Port 1
(dBm/RBW)	(dBm/RBW)	(dBm/RBW)
1.17	1.17	1.17

802.11n HT20_Nss1,(MCS0)_1TX PSD

5240MHz

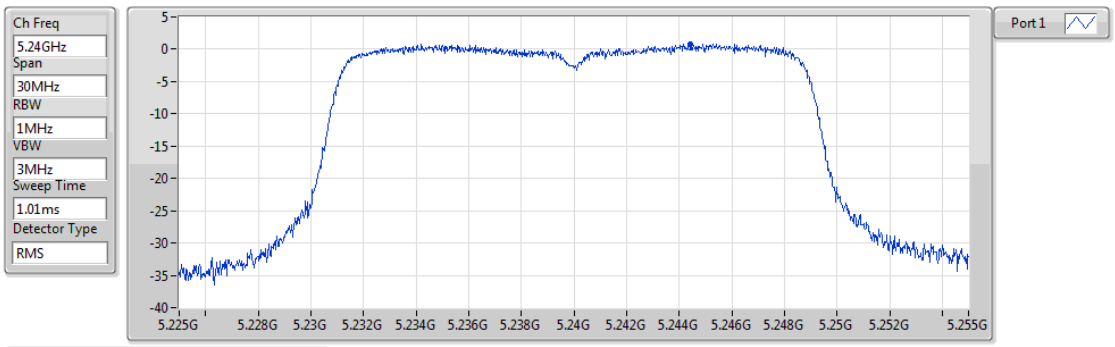

Sum	PD	Port 1
(dBm/RBW)	(dBm/RBW)	(dBm/RBW)
0.85	0.85	0.85

802.11n HT20_Nss1,(MCS0)_1TX **PSD**

5260MHz

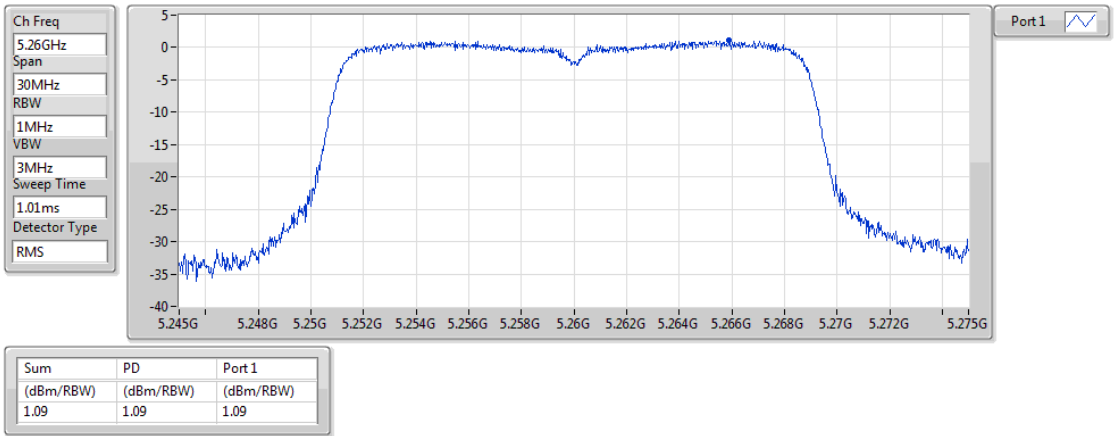

Sum	PD	Port 1
(dBm/RBW)	(dBm/RBW)	(dBm/RBW)
1.09	1.09	1.09

802.11n HT20_Nss1,(MCS0)_1TX **PSD**

5300MHz

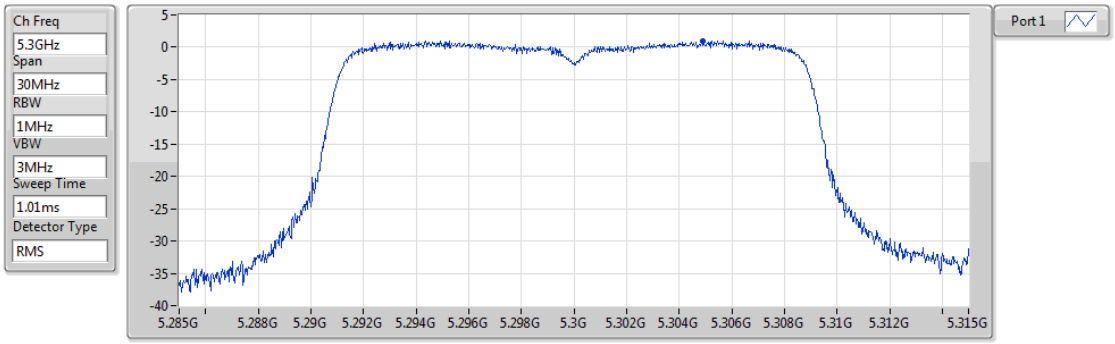

Sum	PD	Port 1
(dBm/RBW)	(dBm/RBW)	(dBm/RBW)
0.99	0.99	0.99

802.11n HT20_Nss1,(MCS0)_1TX **PSD**

5320MHz

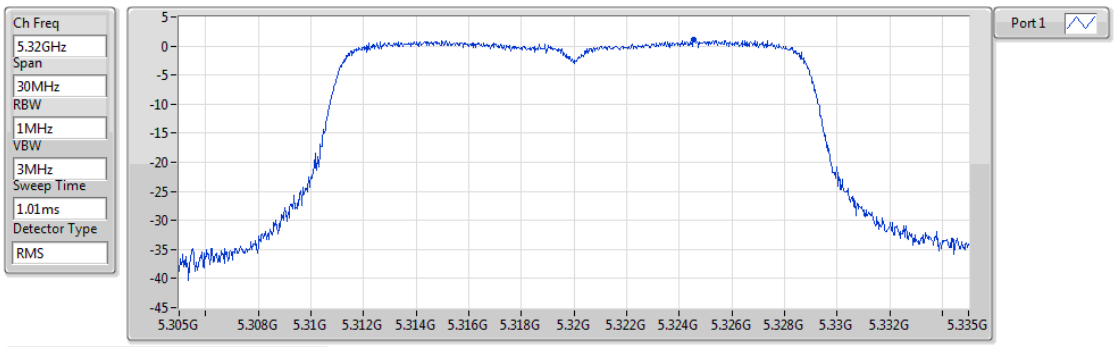

Sum	PD	Port 1
(dBm/RBW)	(dBm/RBW)	(dBm/RBW)
1.08	1.08	1.08

802.11n HT20_Nss1,(MCS0)_1TX PSD

5500MHz

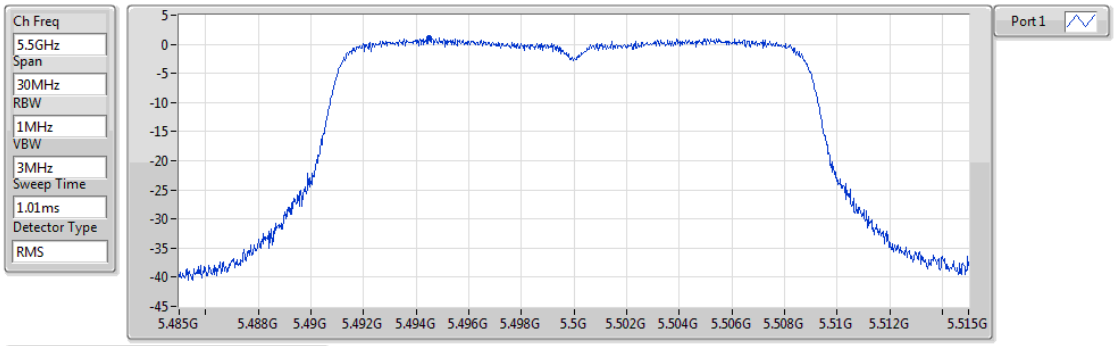

Sum	PD	Port 1
(dBm/RBW)	(dBm/RBW)	(dBm/RBW)
1.18	1.18	1.18

802.11n HT20_Nss1,(MCS0)_1TX PSD

5580MHz

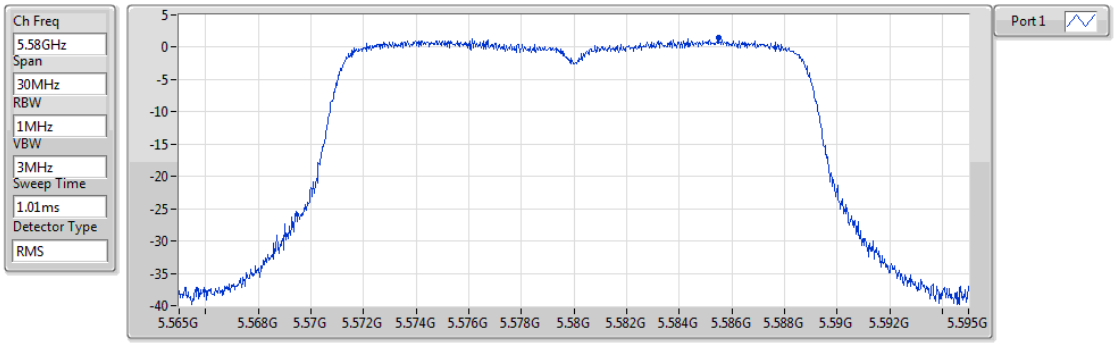

Sum	PD	Port 1
(dBm/RBW)	(dBm/RBW)	(dBm/RBW)
1.40	1.40	1.40

802.11n HT20_Nss1,(MCS0)_1TX PSD

5700MHz

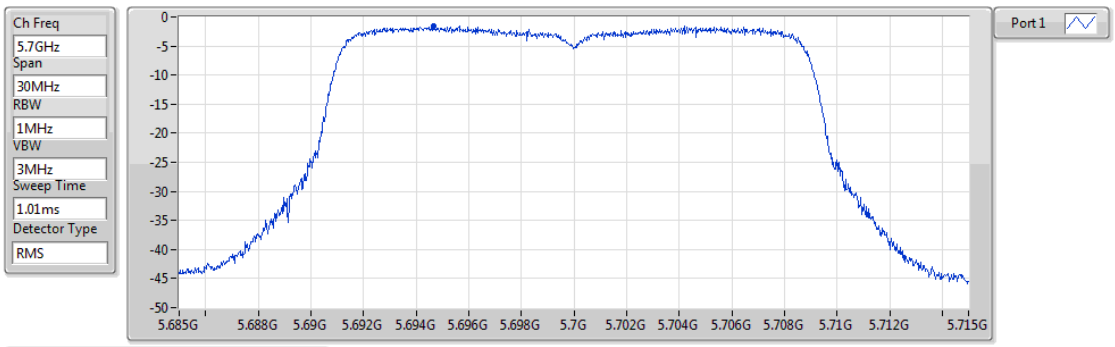

Sum	PD	Port 1
(dBm/RBW)	(dBm/RBW)	(dBm/RBW)
-1.48	-1.48	-1.48

802.11n HT20_Nss1,(MCS0)_1TX PSD

5745MHz

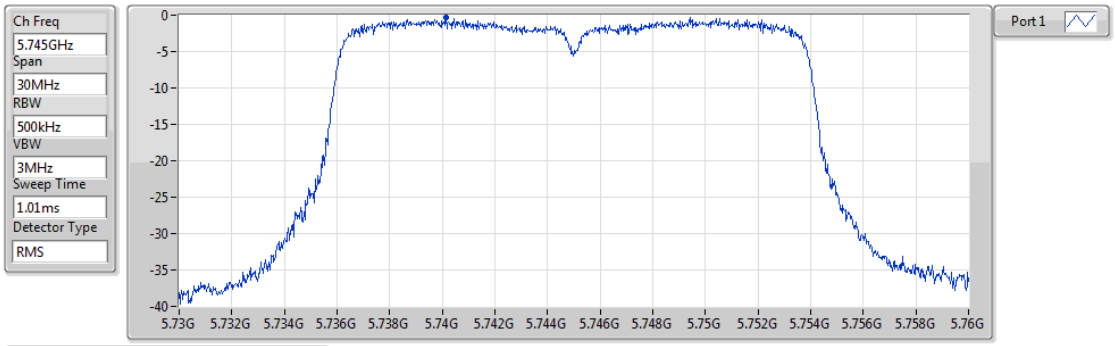

Sum	PD	Port 1
(dBm/RBW)	(dBm/RBW)	(dBm/RBW)
-0.37	-0.37	-0.37

802.11n HT20_Nss1,(MCS0)_1TX PSD

5785MHz

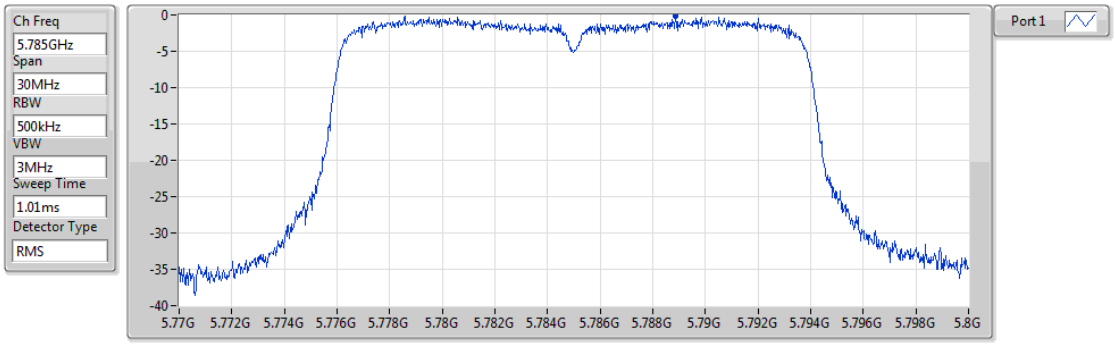

Sum	PD	Port 1
(dBm/RBW)	(dBm/RBW)	(dBm/RBW)
-0.08	-0.08	-0.08

802.11n HT20_Nss1,(MCS0)_1TX PSD

5825MHz

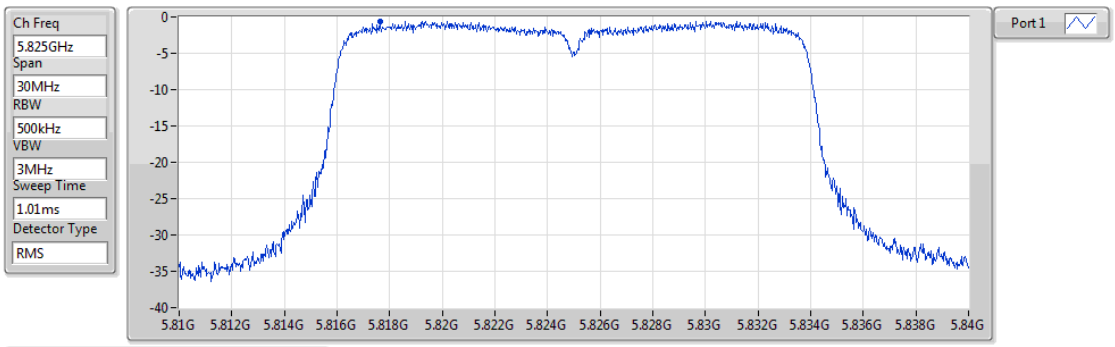

Sum	PD	Port 1
(dBm/RBW)	(dBm/RBW)	(dBm/RBW)
-0.59	-0.59	-0.59

802.11n HT40_Nss1,(MCS0)_1TX PSD

5190MHz

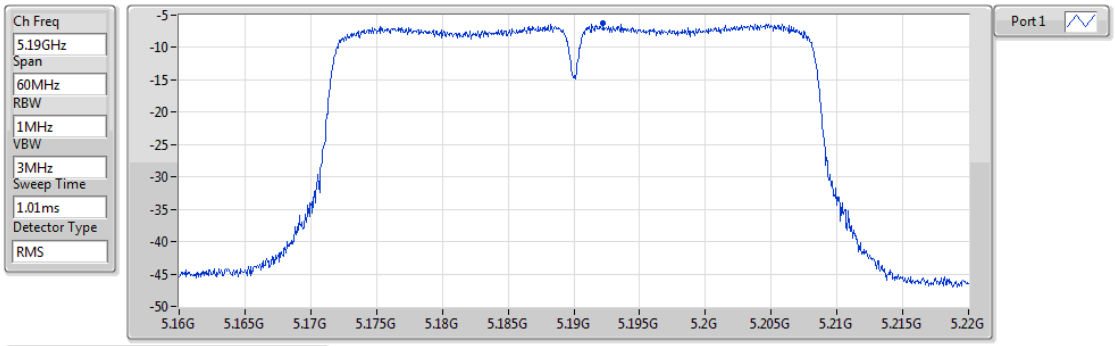

Sum	PD	Port 1
(dBm/RBW)	(dBm/RBW)	(dBm/RBW)
-6.30	-6.30	-6.30

802.11n HT40_Nss1,(MCS0)_1TX PSD

5230MHz

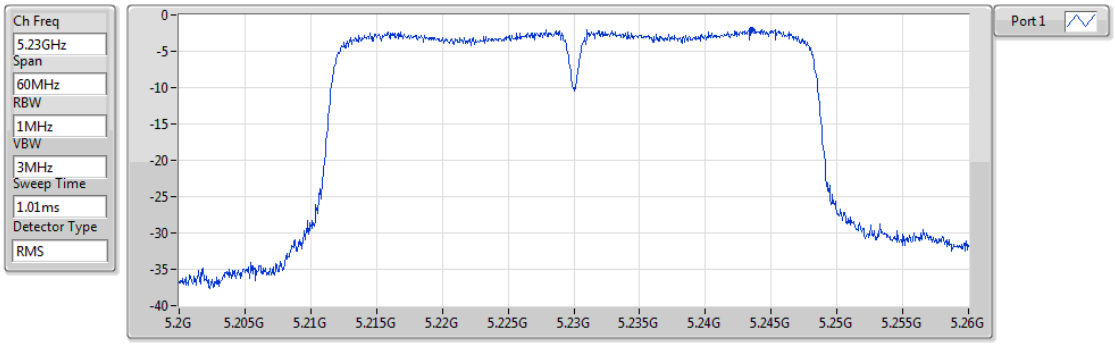

Sum	PD	Port 1
(dBm/RBW)	(dBm/RBW)	(dBm/RBW)
-2.04	-2.04	-2.04

802.11n HT40_Nss1,(MCS0)_1TX PSD

5270MHz

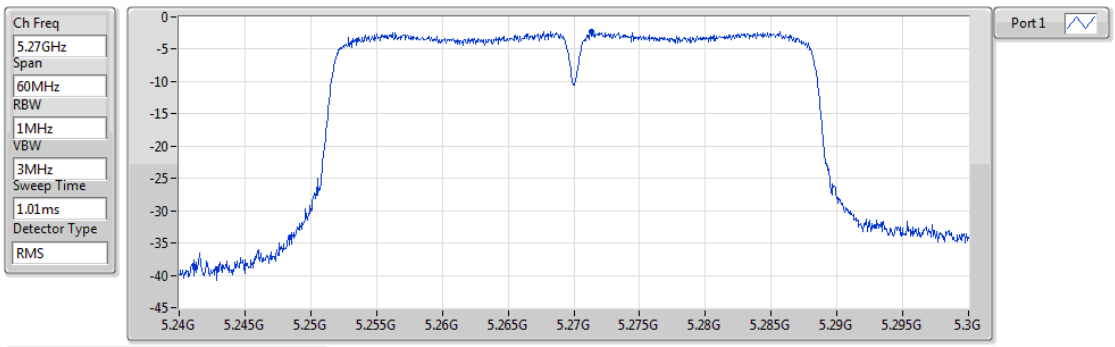

Sum	PD	Port 1
(dBm/RBW)	(dBm/RBW)	(dBm/RBW)
-2.28	-2.28	-2.28

802.11n HT40_Nss1,(MCS0)_1TX PSD

5310MHz

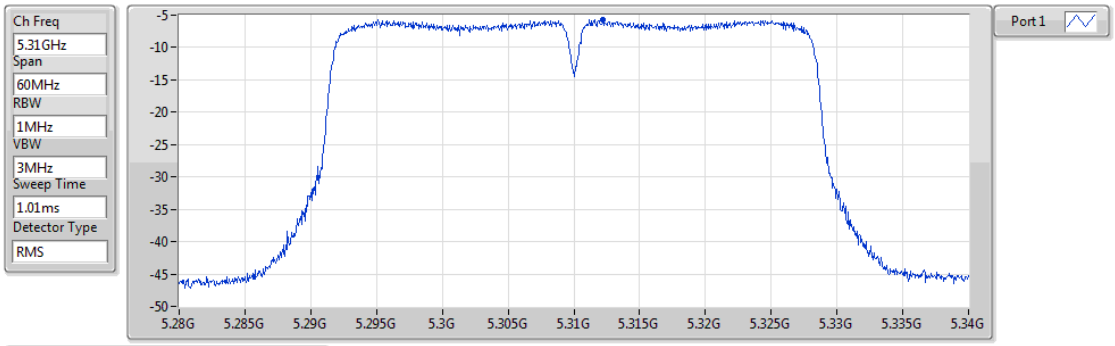

Sum	PD	Port 1
(dBm/RBW)	(dBm/RBW)	(dBm/RBW)
-5.70	-5.70	-5.70

802.11n HT40_Nss1,(MCS0)_1TX PSD

5510MHz

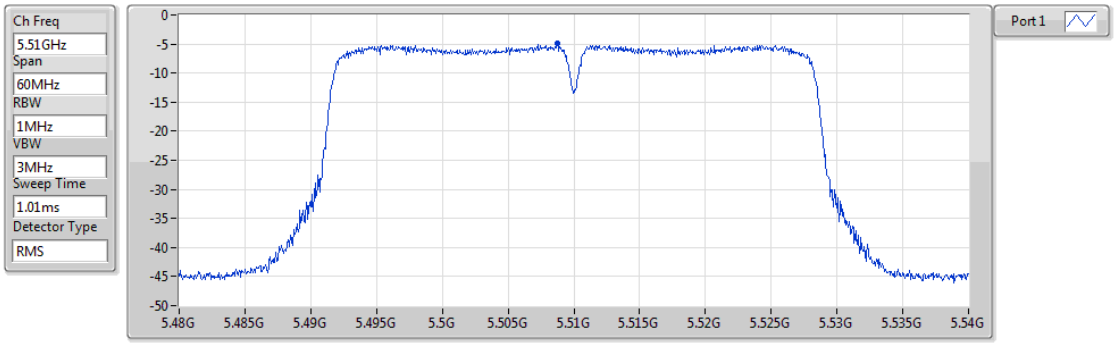

Sum	PD	Port 1
(dBm/RBW)	(dBm/RBW)	(dBm/RBW)
-4.98	-4.98	-4.98

802.11n HT40_Nss1,(MCS0)_1TX PSD

5550MHz

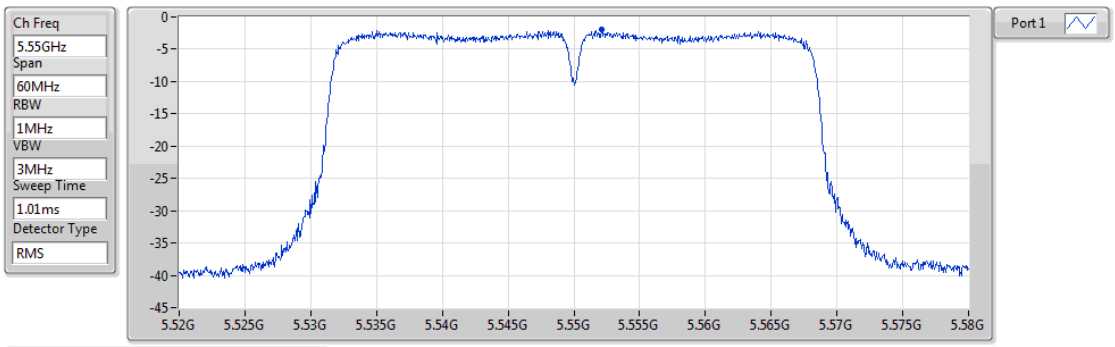

Sum	PD	Port 1
(dBm/RBW)	(dBm/RBW)	(dBm/RBW)
-2.02	-2.02	-2.02

802.11n HT40_Nss1,(MCS0)_1TX PSD

5670MHz

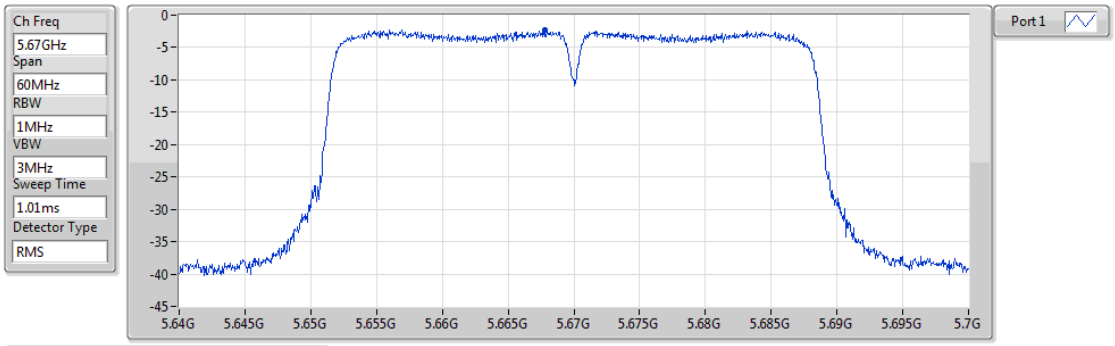

Sum	PD	Port 1
(dBm/RBW)	(dBm/RBW)	(dBm/RBW)
-2.26	-2.26	-2.26

802.11n HT40_Nss1,(MCS0)_1TX PSD

5755MHz

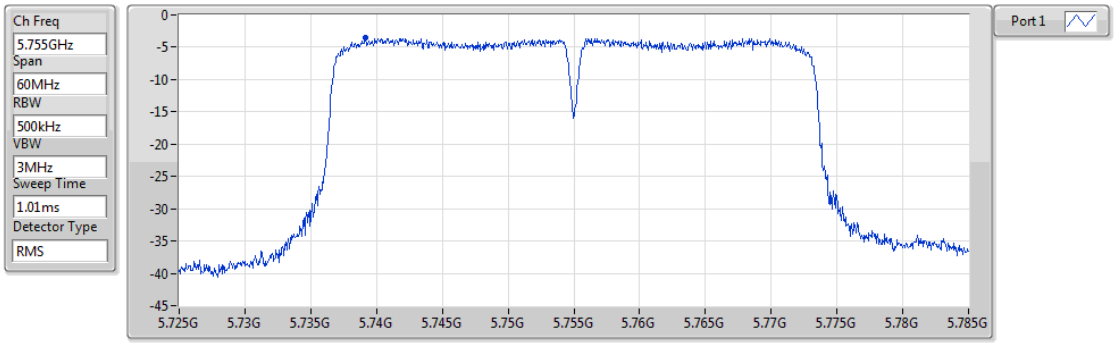

Sum	PD	Port 1
(dBm/RBW)	(dBm/RBW)	(dBm/RBW)
-3.57	-3.57	-3.57

802.11n HT40_Nss1,(MCS0)_1TX PSD

5795MHz

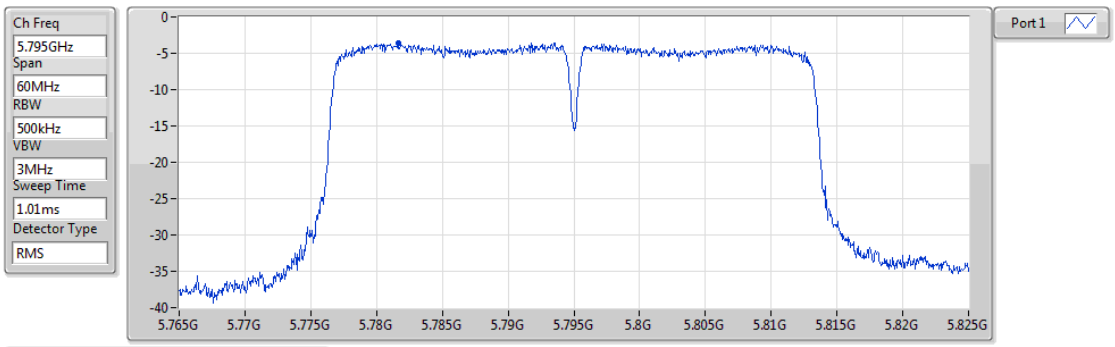

Sum	PD	Port 1
(dBm/RBW)	(dBm/RBW)	(dBm/RBW)
-3.55	-3.55	-3.55

Summary

Mode	Result	Type	Freq (Hz)	Level (dBuV/m)	Limit (dBuV/m)	Margin (dB)	Factor (dB)	Dist (m)	Pol. (H/V)	Azimuth (°)	Height (m)	Comments
802.11n HT40_Nss1,(MCS0)_1TX	-	-	-	-	-	-	-	-	-	-	-	-
5.47-5.725GHz	Pass	PK	167.74M	40.09	43.50	-3.41	-19.56	3	H	0	1.00	-

Result

Mode	Result	Type	Freq (Hz)	Level (dBuV/m)	Limit (dBuV/m)	Margin (dB)	Factor (dB)	Dist (m)	Pol. (H/V)	Azimuth (°)	Height (m)	Comments
802.11n HT40_Nss1,(MCS0)_1TX	-	-	-	-	-	-	-	-	-	-	-	-
5550MHz	Pass	PK	167.74M	40.09	43.50	-3.41	-19.56	3	H	0	1.00	-
5550MHz	Pass	PK	183.26M	38.58	43.50	-4.92	-20.36	3	H	0	1.00	-
5550MHz	Pass	PK	216.24M	42.28	46.00	-3.72	-19.88	3	H	0	1.00	-
5550MHz	Pass	PK	342.34M	38.18	46.00	-7.82	-14.36	3	H	0	1.00	-
5550MHz	Pass	PK	648.86M	31.38	46.00	-14.62	-7.53	3	H	0	1.00	-
5550MHz	Pass	PK	951.5M	41.05	46.00	-4.95	-2.41	3	H	0	1.00	-
5550MHz	Pass	PK	216.24M	37.47	46.00	-8.53	-19.88	3	V	360	1.00	-
5550MHz	Pass	PK	251.16M	35.20	46.00	-10.80	-16.20	3	V	360	1.00	-
5550MHz	Pass	PK	291.9M	35.75	46.00	-10.25	-15.59	3	V	360	1.00	-
5550MHz	Pass	PK	359.8M	34.72	46.00	-11.28	-13.78	3	V	360	1.00	-
5550MHz	Pass	PK	520.82M	33.28	46.00	-12.72	-10.02	3	V	360	1.00	-
5550MHz	Pass	PK	600.36M	30.06	46.00	-15.94	-8.62	3	V	360	1.00	-

802.11n HT40_Nss1,(MCS0)_1TX

5550MHz_USB

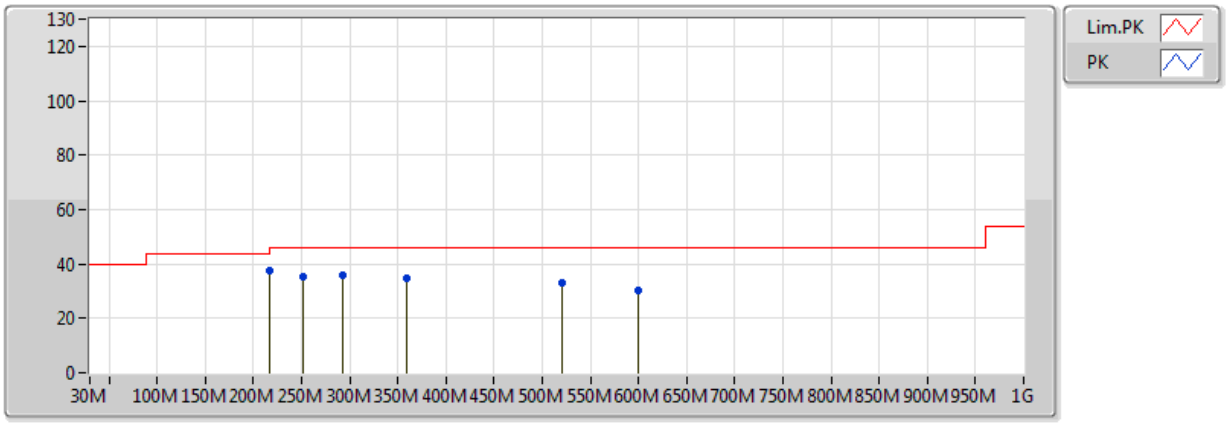

EUT = Z axis

Type	Freq(Hz)	Level(dBuV/m)	Limit(dBuV/m)	Margin(dB)	Factor(dB)	Dist(m)	Pol.(H/V)	Azimuth(°)	Height(m)	Comments
PK	216.24M	37.47	46.00	-8.53	-19.88	3	V	360	1.00	-
PK	251.16M	35.20	46.00	-10.80	-16.20	3	V	360	1.00	-
PK	291.9M	35.75	46.00	-10.25	-15.59	3	V	360	1.00	-
PK	359.8M	34.72	46.00	-11.28	-13.78	3	V	360	1.00	-
PK	520.82M	33.28	46.00	-12.72	-10.02	3	V	360	1.00	-
PK	600.36M	30.06	46.00	-15.94	-8.62	3	V	360	1.00	-

802.11n HT40_Nss1,(MCS0)_1TX

5550MHz_USB

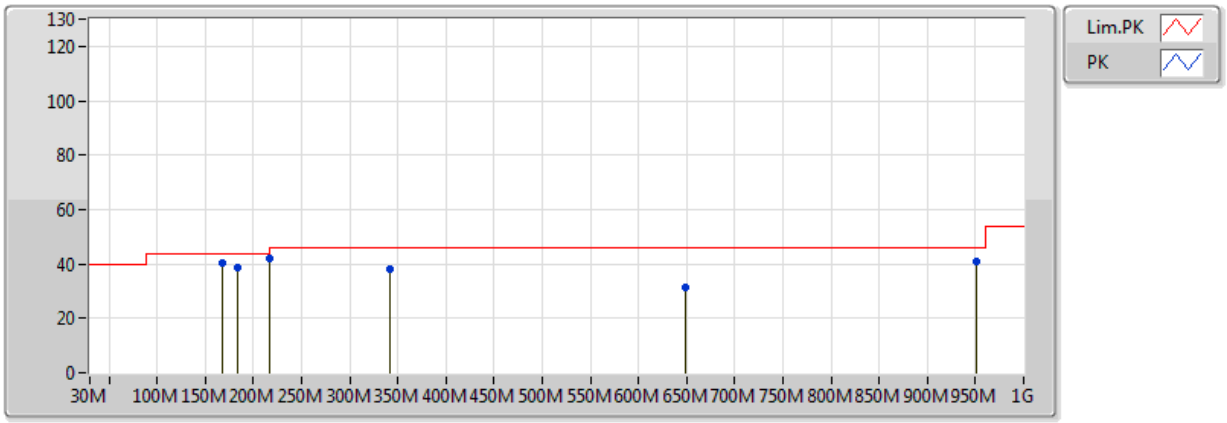

EUT = Z axis

Type	Freq(Hz)	Level(dBuV/m)	Limit(dBuV/m)	Margin(dB)	Factor(dB)	Dist(m)	Pol.(H/V)	Azimuth(°)	Height(m)	Comments
PK	167.74M	40.09	43.50	-3.41	-19.56	3	H	0	1.00	-
PK	183.26M	38.58	43.50	-4.92	-20.36	3	H	0	1.00	-
PK	216.24M	42.28	46.00	-3.72	-19.88	3	H	0	1.00	-
PK	342.34M	38.18	46.00	-7.82	-14.36	3	H	0	1.00	-
PK	648.86M	31.38	46.00	-14.62	-7.53	3	H	0	1.00	-
PK	951.5M	41.05	46.00	-4.95	-2.41	3	H	0	1.00	-

Summary

Mode	Result	Type	Freq (Hz)	Level (dBuV/m)	Limit (dBuV/m)	Margin (dB)	Factor (dB)	Dist (m)	Pol. (H/V)	Azimuth (°)	Height (m)	Comments
802.11a_(6Mbps)_1TX	-	-	-	-	-	-	-	-	-	-	-	-
5.15-5.25GHz	Pass	AV	5.149G	53.67	54.00	-0.33	4.27	3	H	37	1.10	-
5.25-5.35GHz	Pass	AV	10.64G	53.72	54.00	-0.28	17.35	3	H	339	2.23	-
5.47-5.725GHz	Pass	AV	5.4694G	53.89	54.00	-0.11	6.08	3	H	4	1.00	-
802.11n HT40_Nss1,(MCS0)_1TX	-	-	-	-	-	-	-	-	-	-	-	-
5.725-5.85GHz	Pass	PK	5.6482G	68.16	68.20	-0.04	6.24	3	H	321	1.01	-

Result

Mode	Result	Type	Freq (Hz)	Level (dBuV/m)	Limit (dBuV/m)	Margin (dB)	Factor (dB)	Dist (m)	Pol. (H/V)	Azimuth (°)	Height (m)	Comments
802.11a_(6Mbps)_1TX	-	-	-	-	-	-	-	-	-	-	-	-
5180MHz	Pass	AV	5.8106G	101.27	Inf	-Inf	6.24	3	H	5	1.07	-
5180MHz	Pass	PK	5.6498G	62.19	68.20	-6.01	6.24	3	H	5	1.07	-
5180MHz	Pass	PK	5.8106G	110.98	Inf	-Inf	6.24	3	H	5	1.07	-
5180MHz	Pass	PK	5.9246G	64.16	68.50	-4.34	6.19	3	H	5	1.07	-
5180MHz	Pass	AV	5.8118G	94.71	Inf	-Inf	6.24	3	V	78	2.95	-
5180MHz	Pass	PK	5.645G	60.44	68.20	-7.76	6.24	3	V	78	2.95	-
5180MHz	Pass	PK	5.8106G	104.28	Inf	-Inf	6.24	3	V	78	2.95	-
5180MHz	Pass	PK	5.9282G	60.57	68.20	-7.63	6.19	3	V	78	2.95	-
5180MHz	Pass	AV	11.59G	44.07	54.00	-9.93	13.46	3	H	332	1.03	-
5180MHz	Pass	PK	11.59G	56.44	74.00	-17.56	13.46	3	H	332	1.03	-
5180MHz	Pass	AV	11.59G	43.63	54.00	-10.37	13.46	3	V	327	1.50	-
5180MHz	Pass	PK	11.59G	55.49	74.00	-18.51	13.46	3	V	327	1.50	-
5200MHz	Pass	AV	5.149G	53.67	54.00	-0.33	4.27	3	H	37	1.10	-
5200MHz	Pass	AV	5.206G	103.65	Inf	-Inf	4.39	3	H	37	1.10	-
5200MHz	Pass	PK	5.149995G	67.64	74.00	-6.36	4.27	3	H	37	1.10	-
5200MHz	Pass	PK	5.206G	111.97	Inf	-Inf	4.39	3	H	37	1.10	-
5200MHz	Pass	AV	5.1484G	46.65	54.00	-7.35	4.27	3	V	160	1.06	-
5200MHz	Pass	AV	5.2066G	91.57	Inf	-Inf	4.39	3	V	160	1.06	-
5200MHz	Pass	PK	5.0626G	57.48	74.00	-16.52	4.07	3	V	160	1.06	-
5200MHz	Pass	PK	5.206G	99.64	Inf	-Inf	4.39	3	V	160	1.06	-
5200MHz	Pass	AV	15.5862G	46.78	54.00	-7.22	17.90	3	H	36	1.48	-
5200MHz	Pass	PK	15.59706G	57.98	74.00	-16.02	17.87	3	H	36	1.48	-
5200MHz	Pass	AV	15.59448G	47.63	54.00	-6.37	17.87	3	V	335	1.63	-
5200MHz	Pass	PK	15.59844G	58.49	74.00	-15.51	17.86	3	V	335	1.63	-
5240MHz	Pass	AV	5.0936G	46.40	54.00	-7.60	4.14	3	H	28	1.01	-
5240MHz	Pass	AV	5.246G	102.42	Inf	-Inf	4.48	3	H	28	1.01	-
5240MHz	Pass	AV	5.3666G	46.91	54.00	-7.09	4.71	3	H	28	1.01	-
5240MHz	Pass	PK	5.1056G	57.26	74.00	-16.74	4.17	3	H	28	1.01	-
5240MHz	Pass	PK	5.246G	110.73	Inf	-Inf	4.48	3	H	28	1.01	-
5240MHz	Pass	PK	5.3768G	57.83	74.00	-16.17	4.73	3	H	28	1.01	-
5240MHz	Pass	AV	5.144G	46.35	54.00	-7.65	4.26	3	V	165	1.01	-
5240MHz	Pass	AV	5.2466G	90.41	Inf	-Inf	4.48	3	V	165	1.01	-
5240MHz	Pass	AV	5.3726G	46.76	54.00	-7.24	4.72	3	V	165	1.01	-
5240MHz	Pass	PK	5.1482G	57.40	74.00	-16.60	4.27	3	V	165	1.01	-
5240MHz	Pass	PK	5.246G	98.60	Inf	-Inf	4.48	3	V	165	1.01	-
5240MHz	Pass	PK	5.369G	56.95	74.00	-17.05	4.71	3	V	165	1.01	-
5240MHz	Pass	AV	15.70794G	46.79	54.00	-7.21	17.53	3	H	83	1.08	-
5240MHz	Pass	PK	15.7065G	57.69	74.00	-16.31	17.53	3	H	83	1.08	-
5240MHz	Pass	AV	15.71286G	46.98	54.00	-7.02	17.51	3	V	335	1.70	-
5240MHz	Pass	PK	15.72732G	57.82	74.00	-16.18	17.47	3	V	335	1.70	-
5260MHz	Pass	AV	5.1478G	47.02	54.00	-6.98	4.27	3	H	41	1.01	-
5260MHz	Pass	AV	5.2666G	106.37	Inf	-Inf	4.52	3	H	41	1.01	-
5260MHz	Pass	AV	5.3512G	47.36	54.00	-6.64	4.68	3	H	41	1.01	-
5260MHz	Pass	PK	5.125G	57.31	74.00	-16.69	4.21	3	H	41	1.01	-
5260MHz	Pass	PK	5.2648G	114.45	Inf	-Inf	4.52	3	H	41	1.01	-
5260MHz	Pass	PK	5.353G	58.04	74.00	-15.96	4.69	3	H	41	1.01	-
5260MHz	Pass	AV	5.1118G	46.46	54.00	-7.54	4.19	3	V	161	1.02	-

Mode	Result	Type	Freq (Hz)	Level (dBuV/m)	Limit (dBuV/m)	Margin (dB)	Factor (dB)	Dist (m)	Pol. (H/V)	Azimuth (°)	Height (m)	Comments
5260MHz	Pass	AV	5.2552G	93.78	Inf	-Inf	4.50	3	V	161	1.02	-
5260MHz	Pass	AV	5.3584G	47.60	54.00	-6.40	4.70	3	V	161	1.02	-
5260MHz	Pass	PK	5.119G	57.54	74.00	-16.46	4.20	3	V	161	1.02	-
5260MHz	Pass	PK	5.254G	102.43	Inf	-Inf	4.49	3	V	161	1.02	-
5260MHz	Pass	PK	5.3722G	58.19	74.00	-15.81	4.72	3	V	161	1.02	-
5260MHz	Pass	AV	15.77664G	46.52	54.00	-7.48	17.32	3	H	56	1.17	-
5260MHz	Pass	PK	15.7839G	57.14	74.00	-16.86	17.29	3	H	56	1.17	-
5260MHz	Pass	AV	15.79476G	46.31	54.00	-7.69	17.26	3	V	27	1.83	-
5260MHz	Pass	PK	15.77004G	56.88	74.00	-17.12	17.34	3	V	27	1.83	-
5300MHz	Pass	AV	5.3066G	106.20	Inf	-Inf	4.60	3	H	28	1.07	-
5300MHz	Pass	AV	5.3504G	53.64	54.00	-0.36	4.68	3	H	28	1.07	-
5300MHz	Pass	PK	5.3048G	114.20	Inf	-Inf	4.60	3	H	28	1.07	-
5300MHz	Pass	PK	5.350005G	66.43	74.00	-7.57	4.68	3	H	28	1.07	-
5300MHz	Pass	AV	5.306G	99.07	Inf	-Inf	4.60	3	V	60	2.91	-
5300MHz	Pass	AV	5.350005G	47.14	54.00	-6.86	4.68	3	V	60	2.91	-
5300MHz	Pass	PK	5.3048G	107.17	Inf	-Inf	4.60	3	V	60	2.91	-
5300MHz	Pass	PK	5.3528G	58.92	74.00	-15.08	4.69	3	V	60	2.91	-
5300MHz	Pass	AV	10.61014G	45.63	54.00	-8.37	17.08	3	H	45	1.09	-
5300MHz	Pass	PK	10.6087G	56.92	74.00	-17.08	17.07	3	H	45	1.09	-
5300MHz	Pass	AV	10.60006G	45.93	54.00	-8.07	17.06	3	V	171	1.36	-
5300MHz	Pass	PK	10.6057G	56.78	74.00	-17.22	17.07	3	V	171	1.36	-
5320MHz	Pass	AV	5.3264G	96.62	Inf	-Inf	7.14	3	H	68	1.50	-
5320MHz	Pass	AV	5.3508G	47.84	54.00	-6.16	7.16	3	H	68	1.50	-
5320MHz	Pass	PK	5.3142G	106.30	Inf	-Inf	7.12	3	H	68	1.50	-
5320MHz	Pass	PK	5.3518G	63.39	74.00	-10.61	7.16	3	H	68	1.50	-
5320MHz	Pass	AV	5.314G	92.57	Inf	-Inf	7.12	3	V	80	2.97	-
5320MHz	Pass	AV	5.350005G	47.15	54.00	-6.85	7.16	3	V	80	2.97	-
5320MHz	Pass	PK	5.3144G	102.40	Inf	-Inf	7.12	3	V	80	2.97	-
5320MHz	Pass	PK	5.3502G	62.92	74.00	-11.08	7.16	3	V	80	2.97	-
5320MHz	Pass	AV	10.64G	53.72	54.00	-0.28	17.35	3	H	339	2.23	-
5320MHz	Pass	PK	10.64G	68.03	74.00	-5.97	17.35	3	H	339	2.23	-
5320MHz	Pass	AV	10.64G	44.11	54.00	-9.89	17.35	3	V	76	2.09	-
5320MHz	Pass	PK	10.64G	57.63	74.00	-16.37	17.35	3	V	76	2.09	-
5500MHz	Pass	AV	5.4694G	53.89	54.00	-0.11	6.08	3	H	4	1.00	-
5500MHz	Pass	AV	5.5066G	101.10	Inf	-Inf	6.17	3	H	4	1.00	-
5500MHz	Pass	PK	5.4676G	68.99	74.00	-5.01	6.08	3	H	4	1.00	-
5500MHz	Pass	PK	5.494G	109.36	Inf	-Inf	6.15	3	H	4	1.00	-
5500MHz	Pass	AV	5.4698G	49.99	54.00	-4.01	6.08	3	V	72	2.77	-
5500MHz	Pass	AV	5.5062G	94.00	Inf	-Inf	6.16	3	V	72	2.77	-
5500MHz	Pass	PK	5.4678G	62.75	74.00	-11.25	6.08	3	V	72	2.77	-
5500MHz	Pass	PK	5.5062G	101.85	Inf	-Inf	6.16	3	V	72	2.77	-
5500MHz	Pass	AV	10.999G	52.56	54.00	-1.44	12.92	3	H	334	1.01	-
5500MHz	Pass	PK	10.9998G	63.59	74.00	-10.41	12.92	3	H	334	1.01	-
5500MHz	Pass	AV	11.00012G	44.23	54.00	-9.77	12.92	3	V	360	1.08	-
5500MHz	Pass	PK	11.00244G	54.97	74.00	-19.03	12.92	3	V	360	1.08	-
5580MHz	Pass	AV	5.4546G	45.97	54.00	-8.03	3.22	3	H	35	1.05	-
5580MHz	Pass	AV	5.5854G	97.21	Inf	-Inf	3.34	3	H	35	1.05	-
5580MHz	Pass	AV	5.727G	46.56	54.00	-7.44	3.46	3	H	35	1.05	-
5580MHz	Pass	PK	5.4372G	57.36	74.00	-16.64	3.20	3	H	35	1.05	-

Mode	Result	Type	Freq (Hz)	Level (dBuV/m)	Limit (dBuV/m)	Margin (dB)	Factor (dB)	Dist (m)	Pol. (H/V)	Azimuth (°)	Height (m)	Comments
5580MHz	Pass	PK	5.5842G	104.19	Inf	-Inf	3.34	3	H	35	1.05	-
5580MHz	Pass	PK	5.7282G	57.50	74.00	-16.50	3.46	3	H	35	1.05	-
5580MHz	Pass	AV	5.4642G	46.00	54.00	-8.00	3.23	3	V	80	3.55	-
5580MHz	Pass	AV	5.5866G	94.80	Inf	-Inf	3.34	3	V	80	3.55	-
5580MHz	Pass	AV	5.7288G	46.49	54.00	-7.51	3.46	3	V	80	3.55	-
5580MHz	Pass	PK	5.4312G	57.37	74.00	-16.63	3.19	3	V	80	3.55	-
5580MHz	Pass	PK	5.5866G	101.69	Inf	-Inf	3.34	3	V	80	3.55	-
5580MHz	Pass	PK	5.7264G	57.27	74.00	-16.73	3.46	3	V	80	3.55	-
5580MHz	Pass	AV	11.16G	47.78	54.00	-6.22	14.19	3	H	351	1.07	-
5580MHz	Pass	PK	11.16G	59.91	74.00	-14.09	14.19	3	H	351	1.07	-
5580MHz	Pass	AV	11.16G	45.06	54.00	-8.94	14.19	3	V	0	1.50	-
5580MHz	Pass	PK	11.16G	57.92	74.00	-16.08	14.19	3	V	0	1.50	-
5700MHz	Pass	AV	5.6954G	100.72	Inf	-Inf	6.25	3	H	9	1.04	-
5700MHz	Pass	AV	5.7252G	53.89	54.00	-0.11	6.25	3	H	9	1.04	-
5700MHz	Pass	PK	5.6942G	109.30	Inf	-Inf	6.25	3	H	9	1.04	-
5700MHz	Pass	PK	5.7254G	66.66	74.00	-7.34	6.25	3	H	9	1.04	-
5700MHz	Pass	AV	5.7064G	94.25	Inf	-Inf	6.25	3	V	76	2.87	-
5700MHz	Pass	AV	5.7254G	51.28	54.00	-2.72	6.25	3	V	76	2.87	-
5700MHz	Pass	PK	5.7058G	102.02	Inf	-Inf	6.25	3	V	76	2.87	-
5700MHz	Pass	PK	5.7278G	63.10	74.00	-10.90	6.25	3	V	76	2.87	-
5700MHz	Pass	AV	11.39932G	48.29	54.00	-5.71	13.33	3	H	1	1.03	-
5700MHz	Pass	PK	11.39988G	58.74	74.00	-15.26	13.33	3	H	1	1.03	-
5700MHz	Pass	AV	11.39456G	44.70	54.00	-9.30	13.32	3	V	232	1.01	-
5700MHz	Pass	PK	11.3934G	55.47	74.00	-18.53	13.32	3	V	232	1.01	-
5745MHz	Pass	AV	5.7414G	104.93	Inf	-Inf	6.25	3	H	317	1.01	-
5745MHz	Pass	PK	5.607G	60.00	68.20	-8.20	6.24	3	H	317	1.01	-
5745MHz	Pass	PK	5.7402G	113.29	Inf	-Inf	6.25	3	H	317	1.01	-
5745MHz	Pass	PK	5.9358G	59.75	68.20	-8.45	6.18	3	H	317	1.01	-
5745MHz	Pass	AV	5.7402G	98.78	Inf	-Inf	6.25	3	V	53	2.97	-
5745MHz	Pass	PK	5.5434G	60.14	68.20	-8.06	6.19	3	V	53	2.97	-
5745MHz	Pass	PK	5.7498G	107.45	Inf	-Inf	6.25	3	V	53	2.97	-
5745MHz	Pass	PK	5.9406G	59.77	68.20	-8.43	6.18	3	V	53	2.97	-
5745MHz	Pass	AV	11.48976G	53.91	54.00	-0.09	13.42	3	H	326	1.05	-
5745MHz	Pass	PK	11.49016G	64.27	74.00	-9.73	13.42	3	H	326	1.05	-
5745MHz	Pass	AV	11.49008G	48.32	54.00	-5.68	13.42	3	V	146	2.82	-
5745MHz	Pass	PK	11.48952G	58.91	74.00	-15.09	13.42	3	V	146	2.82	-
5785MHz	Pass	AV	5.791G	96.91	Inf	-Inf	3.50	3	H	43	1.01	-
5785MHz	Pass	PK	5.629G	57.34	68.20	-10.86	3.38	3	H	43	1.01	-
5785MHz	Pass	PK	5.7898G	103.98	Inf	-Inf	3.50	3	H	43	1.01	-
5785MHz	Pass	PK	5.9386G	57.95	68.20	-10.25	3.63	3	H	43	1.01	-
5785MHz	Pass	AV	5.7802G	95.06	Inf	-Inf	3.50	3	V	67	3.48	-
5785MHz	Pass	PK	5.6278G	57.61	68.20	-10.59	3.38	3	V	67	3.48	-
5785MHz	Pass	PK	5.7814G	102.48	Inf	-Inf	3.50	3	V	67	3.48	-
5785MHz	Pass	PK	5.9494G	59.10	68.20	-9.10	3.64	3	V	67	3.48	-
5785MHz	Pass	AV	11.57G	45.44	54.00	-8.56	13.49	3	H	323	1.03	-
5785MHz	Pass	PK	11.57G	57.45	74.00	-16.55	13.49	3	H	323	1.03	-
5785MHz	Pass	AV	11.57G	44.58	54.00	-9.42	13.49	3	V	52	3.43	-
5785MHz	Pass	PK	11.57G	57.10	74.00	-16.90	13.49	3	V	52	3.43	-
5825MHz	Pass	AV	5.8298G	105.47	Inf	-Inf	6.24	3	H	3	1.04	-

Mode	Result	Type	Freq (Hz)	Level (dBuV/m)	Limit (dBuV/m)	Margin (dB)	Factor (dB)	Dist (m)	Pol. (H/V)	Azimuth (°)	Height (m)	Comments
5825MHz	Pass	PK	5.5706G	60.15	68.20	-8.05	6.22	3	H	3	1.04	-
5825MHz	Pass	PK	5.8298G	113.73	Inf	-Inf	6.24	3	H	3	1.04	-
5825MHz	Pass	PK	5.9594G	59.63	68.20	-8.57	6.17	3	H	3	1.04	-
5825MHz	Pass	AV	5.8298G	98.11	Inf	-Inf	6.24	3	V	87	2.93	-
5825MHz	Pass	PK	5.6102G	60.13	68.20	-8.07	6.24	3	V	87	2.93	-
5825MHz	Pass	PK	5.8298G	106.50	Inf	-Inf	6.24	3	V	87	2.93	-
5825MHz	Pass	PK	5.9474G	59.74	68.20	-8.46	6.18	3	V	87	2.93	-
5825MHz	Pass	AV	11.6498G	53.86	54.00	-0.14	13.58	3	H	315	1.03	-
5825MHz	Pass	PK	11.6498G	63.57	74.00	-10.43	13.58	3	H	315	1.03	-
5825MHz	Pass	AV	11.65G	47.26	54.00	-6.74	13.58	3	V	150	2.67	-
5825MHz	Pass	PK	11.6496G	57.57	74.00	-16.43	13.58	3	V	150	2.67	-
802.11n HT20_Nss1,(MCS0)_1TX	-	-	-	-	-	-	-	-	-	-	-	-
5180MHz	Pass	AV	5.149995G	53.52	54.00	-0.48	5.44	3	H	13	1.13	-
5180MHz	Pass	AV	5.1856G	98.02	Inf	-Inf	5.52	3	H	13	1.13	-
5180MHz	Pass	PK	5.149995G	71.21	74.00	-2.79	5.44	3	H	13	1.13	-
5180MHz	Pass	PK	5.1852G	108.68	Inf	-Inf	5.52	3	H	13	1.13	-
5180MHz	Pass	AV	5.1496G	49.31	54.00	-4.69	5.44	3	V	83	2.81	-
5180MHz	Pass	AV	5.1744G	92.30	Inf	-Inf	5.50	3	V	83	2.81	-
5180MHz	Pass	PK	5.149995G	66.04	74.00	-7.96	5.44	3	V	83	2.81	-
5180MHz	Pass	PK	5.1852G	102.80	Inf	-Inf	5.52	3	V	83	2.81	-
5180MHz	Pass	AV	15.54G	45.26	54.00	-8.74	14.65	3	H	360	1.50	-
5180MHz	Pass	PK	15.54G	57.77	74.00	-16.23	14.65	3	H	360	1.50	-
5180MHz	Pass	AV	15.54G	45.12	54.00	-8.88	14.65	3	V	0	1.50	-
5180MHz	Pass	PK	15.54G	58.00	74.00	-16.00	14.65	3	V	0	1.50	-
5200MHz	Pass	AV	5.1496G	50.21	54.00	-3.79	2.90	3	H	17	1.04	-
5200MHz	Pass	AV	5.2052G	99.70	Inf	-Inf	2.96	3	H	17	1.04	-
5200MHz	Pass	PK	5.148G	65.32	74.00	-8.68	2.90	3	H	17	1.04	-
5200MHz	Pass	PK	5.1968G	107.10	Inf	-Inf	2.95	3	H	17	1.04	-
5200MHz	Pass	AV	5.1496G	46.47	54.00	-7.53	2.90	3	V	74	3.49	-
5200MHz	Pass	AV	5.2052G	96.24	Inf	-Inf	2.96	3	V	74	3.49	-
5200MHz	Pass	PK	5.1492G	57.83	74.00	-16.17	2.90	3	V	74	3.49	-
5200MHz	Pass	PK	5.1968G	103.92	Inf	-Inf	2.95	3	V	74	3.49	-
5200MHz	Pass	AV	10.4G	51.21	54.00	-2.79	12.89	3	H	341	1.12	-
5200MHz	Pass	PK	10.4G	63.49	74.00	-10.51	12.89	3	H	341	1.12	-
5200MHz	Pass	AV	10.4G	45.17	54.00	-8.83	12.89	3	V	208	3.20	-
5200MHz	Pass	PK	10.4G	57.17	74.00	-16.83	12.89	3	V	208	3.20	-
5240MHz	Pass	AV	5.1188G	46.38	54.00	-7.62	2.87	3	H	15	1.50	-
5240MHz	Pass	AV	5.2454G	97.07	Inf	-Inf	3.00	3	H	15	1.50	-
5240MHz	Pass	AV	5.3678G	45.79	54.00	-8.21	3.13	3	H	15	1.50	-
5240MHz	Pass	PK	5.0996G	57.73	74.00	-16.27	2.85	3	H	15	1.50	-
5240MHz	Pass	PK	5.2346G	104.56	Inf	-Inf	2.99	3	H	15	1.50	-
5240MHz	Pass	PK	5.3792G	56.80	74.00	-17.20	3.14	3	H	15	1.50	-
5240MHz	Pass	AV	5.0918G	46.38	54.00	-7.62	2.84	3	V	76	3.42	-
5240MHz	Pass	AV	5.2454G	95.90	Inf	-Inf	3.00	3	V	76	3.42	-
5240MHz	Pass	AV	5.3888G	45.73	54.00	-8.27	3.15	3	V	76	3.42	-
5240MHz	Pass	PK	5.1362G	57.15	74.00	-16.85	2.89	3	V	76	3.42	-
5240MHz	Pass	PK	5.2346G	102.95	Inf	-Inf	2.99	3	V	76	3.42	-
5240MHz	Pass	PK	5.3726G	56.92	74.00	-17.08	3.13	3	V	76	3.42	-
5240MHz	Pass	AV	10.48G	52.24	54.00	-1.76	13.10	3	H	343	1.08	-

Mode	Result	Type	Freq (Hz)	Level (dBuV/m)	Limit (dBuV/m)	Margin (dB)	Factor (dB)	Dist (m)	Pol. (H/V)	Azimuth (°)	Height (m)	Comments
5240MHz	Pass	PK	10.48G	64.51	74.00	-9.49	13.10	3	H	343	1.08	-
5240MHz	Pass	AV	10.48G	46.35	54.00	-7.65	13.10	3	V	130	3.59	-
5240MHz	Pass	PK	10.48G	58.75	74.00	-15.25	13.10	3	V	130	3.59	-
5260MHz	Pass	AV	5.1346G	46.40	54.00	-7.60	2.88	3	H	39	1.02	-
5260MHz	Pass	AV	5.2654G	98.59	Inf	-Inf	3.02	3	H	39	1.02	-
5260MHz	Pass	AV	5.3506G	45.84	54.00	-8.16	3.11	3	H	39	1.02	-
5260MHz	Pass	PK	5.128G	57.78	74.00	-16.22	2.88	3	H	39	1.02	-
5260MHz	Pass	PK	5.266G	105.72	Inf	-Inf	3.02	3	H	39	1.02	-
5260MHz	Pass	PK	5.4046G	56.69	74.00	-17.31	3.17	3	H	39	1.02	-
5260MHz	Pass	AV	5.1124G	46.39	54.00	-7.61	2.86	3	V	75	3.42	-
5260MHz	Pass	AV	5.2546G	96.26	Inf	-Inf	3.01	3	V	75	3.42	-
5260MHz	Pass	AV	5.4016G	45.72	54.00	-8.28	3.16	3	V	75	3.42	-
5260MHz	Pass	PK	5.1238G	57.43	74.00	-16.57	2.87	3	V	75	3.42	-
5260MHz	Pass	PK	5.2546G	104.09	Inf	-Inf	3.01	3	V	75	3.42	-
5260MHz	Pass	PK	5.368G	57.53	74.00	-16.47	3.13	3	V	75	3.42	-
5260MHz	Pass	AV	10.52G	52.73	54.00	-1.27	13.20	3	H	339	1.05	-
5260MHz	Pass	PK	10.52G	65.32	74.00	-8.68	13.20	3	H	339	1.05	-
5260MHz	Pass	AV	10.52G	47.64	54.00	-6.36	13.20	3	V	41	3.46	-
5260MHz	Pass	PK	10.52G	62.16	74.00	-11.84	13.20	3	V	41	3.46	-
5300MHz	Pass	AV	5.3054G	98.51	Inf	-Inf	3.07	3	H	20	1.11	-
5300MHz	Pass	AV	5.350005G	46.51	54.00	-7.49	3.11	3	H	20	1.11	-
5300MHz	Pass	PK	5.297G	105.78	Inf	-Inf	3.06	3	H	20	1.11	-
5300MHz	Pass	PK	5.350005G	58.38	74.00	-15.62	3.11	3	H	20	1.11	-
5300MHz	Pass	AV	5.2946G	86.41	Inf	-Inf	3.05	3	V	185	1.01	-
5300MHz	Pass	AV	5.4242G	45.84	54.00	-8.16	3.19	3	V	185	1.01	-
5300MHz	Pass	PK	5.2946G	94.15	Inf	-Inf	3.05	3	V	185	1.01	-
5300MHz	Pass	PK	5.4134G	57.53	74.00	-16.47	3.17	3	V	185	1.01	-
5300MHz	Pass	AV	10.6G	53.02	54.00	-0.98	13.41	3	H	337	1.08	-
5300MHz	Pass	PK	10.6G	64.97	74.00	-9.03	13.41	3	H	337	1.08	-
5300MHz	Pass	AV	10.6G	47.04	54.00	-6.96	13.41	3	V	197	3.52	-
5300MHz	Pass	PK	10.6G	58.74	74.00	-15.26	13.41	3	V	197	3.52	-
5320MHz	Pass	AV	5.3252G	101.04	Inf	-Inf	5.78	3	H	20	1.11	-
5320MHz	Pass	AV	5.350005G	53.03	54.00	-0.97	5.83	3	H	20	1.11	-
5320MHz	Pass	PK	5.3252G	111.04	Inf	-Inf	5.78	3	H	20	1.11	-
5320MHz	Pass	PK	5.3508G	73.63	74.00	-0.37	5.83	3	H	20	1.11	-
5320MHz	Pass	AV	5.3136G	95.66	Inf	-Inf	5.76	3	V	83	2.99	-
5320MHz	Pass	AV	5.3512G	48.61	54.00	-5.39	5.83	3	V	83	2.99	-
5320MHz	Pass	PK	5.3144G	105.24	Inf	-Inf	5.76	3	V	83	2.99	-
5320MHz	Pass	PK	5.3508G	65.70	74.00	-8.30	5.83	3	V	83	2.99	-
5320MHz	Pass	AV	10.64G	45.57	54.00	-8.43	13.52	3	H	338	1.11	-
5320MHz	Pass	PK	10.64G	58.61	74.00	-15.39	13.52	3	H	338	1.11	-
5320MHz	Pass	AV	10.64G	44.01	54.00	-9.99	13.52	3	V	106	3.13	-
5320MHz	Pass	PK	10.64G	56.11	74.00	-17.89	13.52	3	V	106	3.13	-
5500MHz	Pass	AV	5.4692G	53.84	54.00	-0.16	6.08	3	H	9	1.02	-
5500MHz	Pass	AV	5.5052G	99.39	Inf	-Inf	6.16	3	H	9	1.02	-
5500MHz	Pass	PK	5.4684G	70.63	74.00	-3.37	6.08	3	H	9	1.02	-
5500MHz	Pass	PK	5.5052G	109.40	Inf	-Inf	6.16	3	H	9	1.02	-
5500MHz	Pass	AV	5.4688G	49.60	54.00	-4.40	6.08	3	V	73	2.94	-
5500MHz	Pass	AV	5.4948G	93.69	Inf	-Inf	6.15	3	V	73	2.94	-

Mode	Result	Type	Freq (Hz)	Level (dBuV/m)	Limit (dBuV/m)	Margin (dB)	Factor (dB)	Dist (m)	Pol. (H/V)	Azimuth (°)	Height (m)	Comments
5500MHz	Pass	PK	5.468G	66.67	74.00	-7.33	6.08	3	V	73	2.94	-
5500MHz	Pass	PK	5.5052G	103.91	Inf	-Inf	6.16	3	V	73	2.94	-
5500MHz	Pass	AV	11G	44.93	54.00	-9.07	14.46	3	H	1	1.50	-
5500MHz	Pass	PK	11G	56.83	74.00	-17.17	14.46	3	H	1	1.50	-
5500MHz	Pass	AV	11G	44.83	54.00	-9.17	14.46	3	V	240	1.50	-
5500MHz	Pass	PK	11G	56.89	74.00	-17.11	14.46	3	V	240	1.50	-
5580MHz	Pass	AV	5.46G	45.94	54.00	-8.06	3.23	3	H	32	1.06	-
5580MHz	Pass	AV	5.5854G	97.46	Inf	-Inf	3.34	3	H	32	1.06	-
5580MHz	Pass	PK	5.43G	57.10	74.00	-16.90	3.19	3	H	32	1.06	-
5580MHz	Pass	PK	5.4624G	56.62	68.20	-11.58	3.23	3	H	32	1.06	-
5580MHz	Pass	PK	5.577G	104.59	Inf	-Inf	3.33	3	H	32	1.06	-
5580MHz	Pass	PK	5.7294G	56.83	68.20	-11.37	3.46	3	H	32	1.06	-
5580MHz	Pass	AV	5.4426G	45.85	54.00	-8.15	3.21	3	V	80	3.57	-
5580MHz	Pass	AV	5.5854G	94.61	Inf	-Inf	3.34	3	V	80	3.57	-
5580MHz	Pass	PK	5.436G	57.10	74.00	-16.90	3.20	3	V	80	3.57	-
5580MHz	Pass	PK	5.4636G	57.11	68.20	-11.09	3.23	3	V	80	3.57	-
5580MHz	Pass	PK	5.5746G	102.13	Inf	-Inf	3.33	3	V	80	3.57	-
5580MHz	Pass	PK	5.7276G	57.10	68.20	-11.10	3.46	3	V	80	3.57	-
5580MHz	Pass	AV	11.16G	47.79	54.00	-6.21	14.19	3	H	340	1.15	-
5580MHz	Pass	PK	11.16G	59.87	74.00	-14.13	14.19	3	H	340	1.15	-
5580MHz	Pass	AV	11.16G	47.47	54.00	-6.53	14.19	3	V	323	1.21	-
5580MHz	Pass	PK	11.16G	59.21	74.00	-14.79	14.19	3	V	323	1.21	-
5700MHz	Pass	AV	5.6956G	98.41	Inf	-Inf	6.25	3	H	10	1.01	-
5700MHz	Pass	AV	5.7252G	53.58	54.00	-0.42	6.25	3	H	10	1.01	-
5700MHz	Pass	PK	5.7052G	108.60	Inf	-Inf	6.25	3	H	10	1.01	-
5700MHz	Pass	PK	5.7252G	69.73	74.00	-4.27	6.25	3	H	10	1.01	-
5700MHz	Pass	AV	5.6944G	91.84	Inf	-Inf	6.25	3	V	76	2.90	-
5700MHz	Pass	AV	5.7252G	49.34	54.00	-4.66	6.25	3	V	76	2.90	-
5700MHz	Pass	PK	5.7052G	102.72	Inf	-Inf	6.25	3	V	76	2.90	-
5700MHz	Pass	PK	5.7256G	64.32	74.00	-9.68	6.25	3	V	76	2.90	-
5700MHz	Pass	AV	11.4G	43.91	54.00	-10.09	13.78	3	H	360	1.50	-
5700MHz	Pass	PK	11.4G	55.92	74.00	-18.08	13.78	3	H	360	1.50	-
5700MHz	Pass	AV	11.4G	43.96	54.00	-10.04	13.78	3	V	0	1.50	-
5700MHz	Pass	PK	11.4G	55.89	74.00	-18.11	13.78	3	V	0	1.50	-
5745MHz	Pass	AV	5.739G	103.41	Inf	-Inf	6.25	3	H	321	1.01	-
5745MHz	Pass	PK	5.6502G	60.98	68.35	-7.37	6.25	3	H	321	1.01	-
5745MHz	Pass	PK	5.739G	113.05	Inf	-Inf	6.25	3	H	321	1.01	-
5745MHz	Pass	PK	5.9286G	59.76	68.20	-8.44	6.19	3	H	321	1.01	-
5745MHz	Pass	AV	5.7498G	97.71	Inf	-Inf	6.25	3	V	61	2.98	-
5745MHz	Pass	PK	5.5638G	59.82	68.20	-8.38	6.21	3	V	61	2.98	-
5745MHz	Pass	PK	5.7402G	107.58	Inf	-Inf	6.25	3	V	61	2.98	-
5745MHz	Pass	PK	5.9358G	59.69	68.20	-8.51	6.18	3	V	61	2.98	-
5745MHz	Pass	AV	11.49G	44.65	54.00	-9.35	13.63	3	H	333	1.05	-
5745MHz	Pass	PK	11.49G	56.86	74.00	-17.14	13.63	3	H	333	1.05	-
5745MHz	Pass	AV	11.49G	44.35	54.00	-9.65	13.63	3	V	46	3.48	-
5745MHz	Pass	PK	11.49G	56.30	74.00	-17.70	13.63	3	V	46	3.48	-
5785MHz	Pass	AV	5.7898G	96.87	Inf	-Inf	3.50	3	H	41	1.01	-
5785MHz	Pass	PK	5.5474G	57.49	68.20	-10.71	3.31	3	H	41	1.01	-
5785MHz	Pass	PK	5.7814G	104.45	Inf	-Inf	3.50	3	H	41	1.01	-

Mode	Result	Type	Freq (Hz)	Level (dBuV/m)	Limit (dBuV/m)	Margin (dB)	Factor (dB)	Dist (m)	Pol. (H/V)	Azimuth (°)	Height (m)	Comments
5785MHz	Pass	PK	5.9806G	57.70	68.20	-10.50	3.66	3	H	41	1.01	-
5785MHz	Pass	AV	5.7802G	95.11	Inf	-Inf	3.50	3	V	64	3.49	-
5785MHz	Pass	PK	5.5954G	57.61	68.20	-10.59	3.35	3	V	64	3.49	-
5785MHz	Pass	PK	5.7802G	102.51	Inf	-Inf	3.50	3	V	64	3.49	-
5785MHz	Pass	PK	5.9602G	58.12	68.20	-10.08	3.65	3	V	64	3.49	-
5785MHz	Pass	AV	11.57G	44.48	54.00	-9.52	13.49	3	H	333	1.01	-
5785MHz	Pass	PK	11.57G	56.22	74.00	-17.78	13.49	3	H	333	1.01	-
5785MHz	Pass	AV	11.57G	44.33	54.00	-9.67	13.49	3	V	96	3.36	-
5785MHz	Pass	PK	11.57G	55.75	74.00	-18.25	13.49	3	V	96	3.36	-
5825MHz	Pass	AV	5.8298G	103.88	Inf	-Inf	6.24	3	H	7	1.04	-
5825MHz	Pass	PK	5.6126G	60.05	68.20	-8.15	6.24	3	H	7	1.04	-
5825MHz	Pass	PK	5.8286G	113.21	Inf	-Inf	6.24	3	H	7	1.04	-
5825MHz	Pass	PK	5.9426G	59.83	68.20	-8.37	6.18	3	H	7	1.04	-
5825MHz	Pass	AV	5.819G	97.23	Inf	-Inf	6.24	3	V	58	2.92	-
5825MHz	Pass	PK	5.5982G	60.21	68.20	-7.99	6.24	3	V	58	2.92	-
5825MHz	Pass	PK	5.8202G	107.23	Inf	-Inf	6.24	3	V	58	2.92	-
5825MHz	Pass	PK	5.9342G	59.84	68.20	-8.36	6.18	3	V	58	2.92	-
5825MHz	Pass	AV	11.65G	44.38	54.00	-9.62	13.35	3	H	335	1.10	-
5825MHz	Pass	PK	11.65G	56.10	74.00	-17.90	13.35	3	H	335	1.10	-
5825MHz	Pass	AV	11.65G	43.75	54.00	-10.25	13.35	3	V	243	1.01	-
5825MHz	Pass	PK	11.65G	56.01	74.00	-17.99	13.35	3	V	243	1.01	-
802.11n HT40_Nss1,(MCS0)_1TX	-	-	-	-	-	-	-	-	-	-	-	-
5190MHz	Pass	AV	5.1498G	53.59	54.00	-0.41	5.44	3	H	25	1.15	-
5190MHz	Pass	AV	5.2062G	93.95	Inf	-Inf	5.56	3	H	25	1.15	-
5190MHz	Pass	PK	5.149995G	68.74	74.00	-5.26	5.44	3	H	25	1.15	-
5190MHz	Pass	PK	5.205G	103.33	Inf	-Inf	5.56	3	H	25	1.15	-
5190MHz	Pass	AV	5.149995G	47.75	54.00	-6.25	5.44	3	V	80	2.63	-
5190MHz	Pass	AV	5.2038G	86.68	Inf	-Inf	5.56	3	V	80	2.63	-
5190MHz	Pass	PK	5.1492G	60.96	74.00	-13.04	5.44	3	V	80	2.63	-
5190MHz	Pass	PK	5.2056G	96.36	Inf	-Inf	5.56	3	V	80	2.63	-
5190MHz	Pass	AV	10.38G	43.59	54.00	-10.41	12.84	3	H	324	1.01	-
5190MHz	Pass	PK	10.38G	55.60	74.00	-18.40	12.84	3	H	324	1.01	-
5190MHz	Pass	AV	10.38G	43.48	54.00	-10.52	12.84	3	V	92	3.31	-
5190MHz	Pass	PK	10.38G	55.03	74.00	-18.97	12.84	3	V	92	3.31	-
5230MHz	Pass	AV	5.149995G	48.74	54.00	-5.26	2.90	3	H	20	1.16	-
5230MHz	Pass	AV	5.2444G	94.83	Inf	-Inf	3.00	3	H	20	1.16	-
5230MHz	Pass	PK	5.1472G	60.12	74.00	-13.88	2.90	3	H	20	1.16	-
5230MHz	Pass	PK	5.244G	102.72	Inf	-Inf	3.00	3	H	20	1.16	-
5230MHz	Pass	AV	5.149995G	46.27	54.00	-7.73	2.90	3	V	189	1.51	-
5230MHz	Pass	AV	5.2444G	82.21	Inf	-Inf	3.00	3	V	189	1.51	-
5230MHz	Pass	PK	5.1372G	57.19	74.00	-16.81	2.89	3	V	189	1.51	-
5230MHz	Pass	PK	5.244G	89.87	Inf	-Inf	3.00	3	V	189	1.51	-
5230MHz	Pass	AV	15.69G	45.20	54.00	-8.80	14.10	3	H	23	3.48	-
5230MHz	Pass	PK	15.69G	56.75	74.00	-17.25	14.10	3	H	23	3.48	-
5230MHz	Pass	AV	15.69G	45.19	54.00	-8.81	14.10	3	V	70	3.28	-
5230MHz	Pass	PK	15.69G	57.15	74.00	-16.85	14.10	3	V	70	3.28	-
5270MHz	Pass	AV	5.272G	95.28	Inf	-Inf	3.03	3	H	16	1.03	-
5270MHz	Pass	AV	5.3504G	48.74	54.00	-5.26	3.11	3	H	16	1.03	-
5270MHz	Pass	PK	5.268G	102.97	Inf	-Inf	3.02	3	H	16	1.03	-

Mode	Result	Type	Freq (Hz)	Level (dBuV/m)	Limit (dBuV/m)	Margin (dB)	Factor (dB)	Dist (m)	Pol. (H/V)	Azimuth (°)	Height (m)	Comments
5270MHz	Pass	PK	5.350005G	60.66	74.00	-13.34	3.11	3	H	16	1.03	-
5270MHz	Pass	AV	5.2676G	94.05	Inf	-Inf	3.02	3	V	78	3.59	-
5270MHz	Pass	AV	5.3512G	46.45	54.00	-7.55	3.11	3	V	78	3.59	-
5270MHz	Pass	PK	5.268G	101.81	Inf	-Inf	3.02	3	V	78	3.59	-
5270MHz	Pass	PK	5.3536G	58.35	74.00	-15.65	3.11	3	V	78	3.59	-
5270MHz	Pass	AV	10.54G	52.12	54.00	-1.88	13.25	3	H	335	1.08	-
5270MHz	Pass	PK	10.54G	62.95	74.00	-11.05	13.25	3	H	335	1.08	-
5270MHz	Pass	AV	10.54G	45.85	54.00	-8.15	13.25	3	V	191	3.66	-
5270MHz	Pass	PK	10.54G	56.78	74.00	-17.22	13.25	3	V	191	3.66	-
5310MHz	Pass	AV	5.2962G	94.77	Inf	-Inf	5.73	3	H	16	1.01	-
5310MHz	Pass	AV	5.3514G	53.65	54.00	-0.35	5.83	3	H	16	1.01	-
5310MHz	Pass	PK	5.2974G	103.71	Inf	-Inf	5.74	3	H	16	1.01	-
5310MHz	Pass	PK	5.3502G	68.29	74.00	-5.71	5.83	3	H	16	1.01	-
5310MHz	Pass	AV	5.2962G	87.95	Inf	-Inf	5.73	3	V	83	2.70	-
5310MHz	Pass	AV	5.3502G	49.02	54.00	-4.98	5.83	3	V	83	2.70	-
5310MHz	Pass	PK	5.2962G	96.97	Inf	-Inf	5.73	3	V	83	2.70	-
5310MHz	Pass	PK	5.3514G	62.21	74.00	-11.79	5.83	3	V	83	2.70	-
5310MHz	Pass	AV	10.62G	43.78	54.00	-10.22	13.46	3	H	351	1.50	-
5310MHz	Pass	PK	10.62G	55.40	74.00	-18.60	13.46	3	H	351	1.50	-
5310MHz	Pass	AV	10.62G	43.75	54.00	-10.25	13.46	3	V	1	1.50	-
5310MHz	Pass	PK	10.62G	55.34	74.00	-18.66	13.46	3	V	1	1.50	-
5510MHz	Pass	AV	5.459995G	50.80	54.00	-3.20	6.06	3	H	2	1.09	-
5510MHz	Pass	AV	5.5238G	93.50	Inf	-Inf	6.18	3	H	2	1.09	-
5510MHz	Pass	PK	5.459995G	62.80	74.00	-11.20	6.06	3	H	2	1.09	-
5510MHz	Pass	PK	5.4686G	68.01	68.20	-0.19	6.08	3	H	2	1.09	-
5510MHz	Pass	PK	5.5256G	103.61	Inf	-Inf	6.18	3	H	2	1.09	-
5510MHz	Pass	AV	5.411G	47.85	54.00	-6.15	5.94	3	V	52	2.91	-
5510MHz	Pass	AV	5.5262G	88.92	Inf	-Inf	6.18	3	V	52	2.91	-
5510MHz	Pass	PK	5.4134G	60.36	74.00	-13.64	5.94	3	V	52	2.91	-
5510MHz	Pass	PK	5.4644G	61.34	68.20	-6.86	6.07	3	V	52	2.91	-
5510MHz	Pass	PK	5.525G	98.72	Inf	-Inf	6.18	3	V	52	2.91	-
5510MHz	Pass	AV	11.02G	44.82	54.00	-9.18	14.43	3	H	101	1.50	-
5510MHz	Pass	PK	11.02G	56.19	74.00	-17.81	14.43	3	H	101	1.50	-
5510MHz	Pass	AV	11.02G	44.85	54.00	-9.15	14.43	3	V	6	1.50	-
5510MHz	Pass	PK	11.02G	56.37	74.00	-17.63	14.43	3	V	6	1.50	-
5550MHz	Pass	AV	5.46G	50.26	54.00	-3.74	3.23	3	H	23	1.02	-
5550MHz	Pass	AV	5.5248G	92.55	Inf	-Inf	3.29	3	H	23	1.02	-
5550MHz	Pass	PK	5.46G	61.61	74.00	-12.39	3.23	3	H	23	1.02	-
5550MHz	Pass	PK	5.4696G	67.70	68.20	-0.50	3.24	3	H	23	1.02	-
5550MHz	Pass	PK	5.5264G	100.45	Inf	-Inf	3.29	3	H	23	1.02	-
5550MHz	Pass	AV	5.46G	47.16	54.00	-6.84	3.23	3	V	94	3.34	-
5550MHz	Pass	AV	5.4948G	85.59	Inf	-Inf	3.26	3	V	94	3.34	-
5550MHz	Pass	PK	5.4584G	57.85	74.00	-16.15	3.22	3	V	94	3.34	-
5550MHz	Pass	PK	5.4696G	62.20	68.20	-6.00	3.24	3	V	94	3.34	-
5550MHz	Pass	PK	5.4952G	93.62	Inf	-Inf	3.26	3	V	94	3.34	-
5550MHz	Pass	AV	11.1G	45.20	54.00	-8.80	14.29	3	H	327	1.02	-
5550MHz	Pass	PK	11.1G	56.68	74.00	-17.32	14.29	3	H	327	1.02	-
5550MHz	Pass	AV	11.1G	44.84	54.00	-9.16	14.29	3	V	162	1.50	-
5550MHz	Pass	PK	11.1G	56.30	74.00	-17.70	14.29	3	V	162	1.50	-

Mode	Result	Type	Freq (Hz)	Level (dBuV/m)	Limit (dBuV/m)	Margin (dB)	Factor (dB)	Dist (m)	Pol. (H/V)	Azimuth (°)	Height (m)	Comments
5670MHz	Pass	AV	5.6568G	98.47	Inf	-Inf	6.25	3	H	2	1.04	-
5670MHz	Pass	AV	5.7252G	53.69	54.00	-0.31	6.25	3	H	2	1.04	-
5670MHz	Pass	PK	5.6856G	107.93	Inf	-Inf	6.25	3	H	2	1.04	-
5670MHz	Pass	PK	5.7264G	67.91	74.00	-6.09	6.25	3	H	2	1.04	-
5670MHz	Pass	AV	5.6568G	92.02	Inf	-Inf	6.25	3	V	52	2.78	-
5670MHz	Pass	AV	5.7276G	48.77	54.00	-5.23	6.25	3	V	52	2.78	-
5670MHz	Pass	PK	5.6556G	101.41	Inf	-Inf	6.25	3	V	52	2.78	-
5670MHz	Pass	PK	5.7258G	61.14	74.00	-12.86	6.25	3	V	52	2.78	-
5670MHz	Pass	AV	11.34G	43.75	54.00	-10.25	13.88	3	H	250	1.63	-
5670MHz	Pass	PK	11.34G	56.37	74.00	-17.63	13.88	3	H	250	1.63	-
5670MHz	Pass	AV	11.34G	43.82	54.00	-10.18	13.88	3	V	158	2.88	-
5670MHz	Pass	PK	11.34G	55.69	74.00	-18.31	13.88	3	V	158	2.88	-
5755MHz	Pass	AV	5.7418G	100.91	Inf	-Inf	6.25	3	H	321	1.01	-
5755MHz	Pass	PK	5.6482G	68.16	68.20	-0.04	6.24	3	H	321	1.01	-
5755MHz	Pass	PK	5.7706G	110.36	Inf	-Inf	6.25	3	H	321	1.01	-
5755MHz	Pass	PK	5.9338G	59.44	68.20	-8.76	6.18	3	H	321	1.01	-
5755MHz	Pass	AV	5.7514G	94.13	Inf	-Inf	6.25	3	V	88	2.99	-
5755MHz	Pass	PK	5.647G	60.67	68.20	-7.53	6.24	3	V	88	2.99	-
5755MHz	Pass	PK	5.7406G	103.09	Inf	-Inf	6.25	3	V	88	2.99	-
5755MHz	Pass	PK	5.9518G	60.08	68.20	-8.12	6.17	3	V	88	2.99	-
5755MHz	Pass	AV	11.51G	43.86	54.00	-10.14	13.59	3	H	341	1.20	-
5755MHz	Pass	PK	11.51G	55.86	74.00	-18.14	13.59	3	H	341	1.20	-
5755MHz	Pass	AV	11.51G	43.55	54.00	-10.45	13.59	3	V	5	2.73	-
5755MHz	Pass	PK	11.51G	55.58	74.00	-18.42	13.59	3	V	5	2.73	-
5795MHz	Pass	AV	5.8106G	101.27	Inf	-Inf	6.24	3	H	5	1.07	-
5795MHz	Pass	PK	5.6498G	62.19	68.20	-6.01	6.24	3	H	5	1.07	-
5795MHz	Pass	PK	5.8106G	110.98	Inf	-Inf	6.24	3	H	5	1.07	-
5795MHz	Pass	PK	5.9246G	64.16	68.50	-4.34	6.19	3	H	5	1.07	-
5795MHz	Pass	AV	5.8118G	94.71	Inf	-Inf	6.24	3	V	78	2.95	-
5795MHz	Pass	PK	5.645G	60.44	68.20	-7.76	6.24	3	V	78	2.95	-
5795MHz	Pass	PK	5.8106G	104.28	Inf	-Inf	6.24	3	V	78	2.95	-
5795MHz	Pass	PK	5.9282G	60.57	68.20	-7.63	6.19	3	V	78	2.95	-
5795MHz	Pass	AV	11.59G	44.07	54.00	-9.93	13.46	3	H	332	1.03	-
5795MHz	Pass	PK	11.59G	56.44	74.00	-17.56	13.46	3	H	332	1.03	-
5795MHz	Pass	AV	11.59G	43.63	54.00	-10.37	13.46	3	V	327	1.50	-
5795MHz	Pass	PK	11.59G	55.49	74.00	-18.51	13.46	3	V	327	1.50	-

802.11a_(6Mbps)_1TX

5180MHz_TX

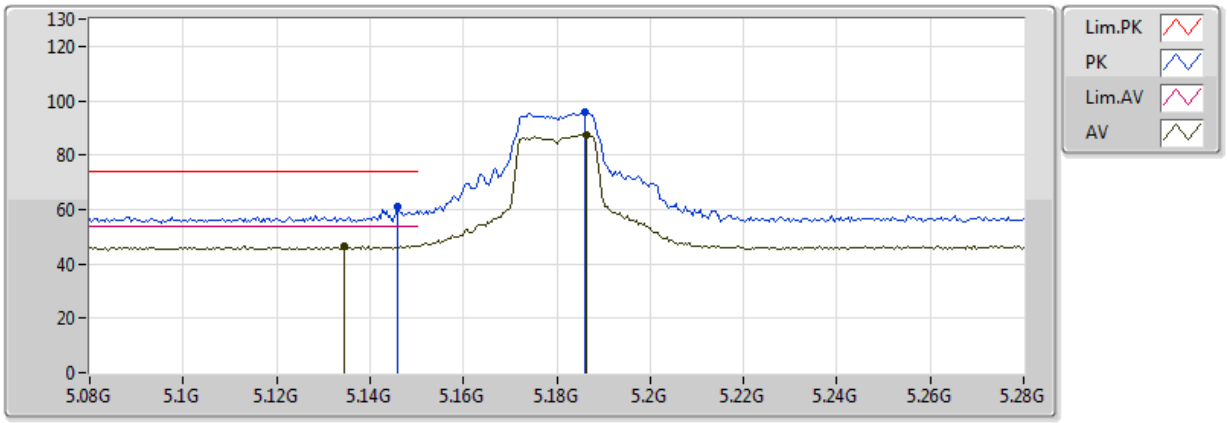

EUT = Z axis

Type	Freq(Hz)	Level(dBuV/m)	Limit(dBuV/m)	Margin(dB)	Factor(dB)	Dist(m)	Pol.(H/V)	Azimuth(°)	Height(m)	Comments
AV	5.1344G	46.52	54.00	-7.48	4.24	3	V	160	1.07	-
AV	5.1864G	87.38	Inf	-Inf	4.35	3	V	160	1.07	-
PK	5.146G	60.85	74.00	-13.15	4.26	3	V	160	1.07	-
PK	5.186G	95.61	Inf	-Inf	4.35	3	V	160	1.07	-

802.11a_(6Mbps)_1TX

5180MHz_TX

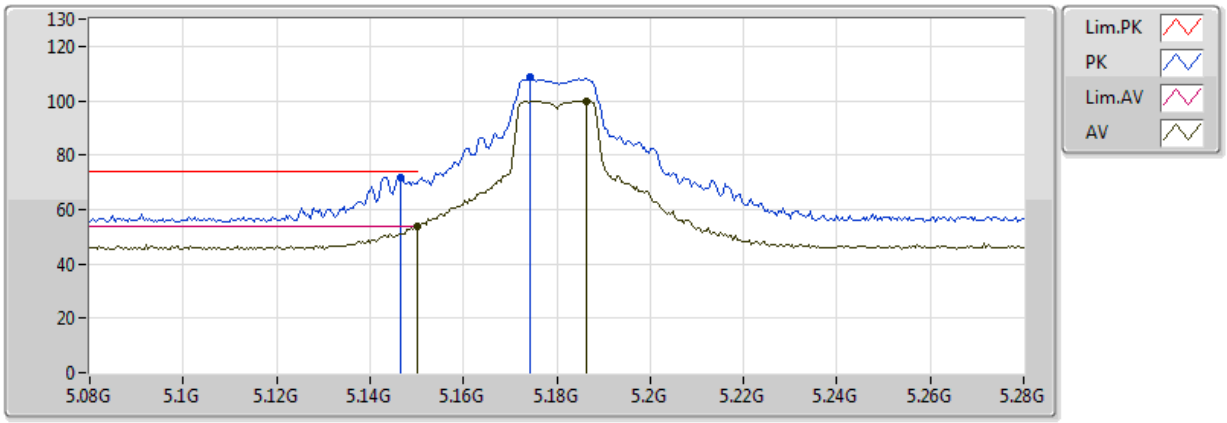

EUT = Z axis

Type	Freq(Hz)	Level(dBuV/m)	Limit(dBuV/m)	Margin(dB)	Factor(dB)	Dist(m)	Pol.(H/V)	Azimuth(°)	Height(m)	Comments
AV	5.149995G	53.78	54.00	-0.22	4.27	3	H	38	1.03	-
AV	5.1864G	100.00	Inf	-Inf	4.35	3	H	38	1.03	-
PK	5.1464G	71.81	74.00	-2.19	4.26	3	H	38	1.03	-
PK	5.1744G	108.56	Inf	-Inf	4.32	3	H	38	1.03	-

802.11a_(6Mbps)_1TX

5180MHz_TX

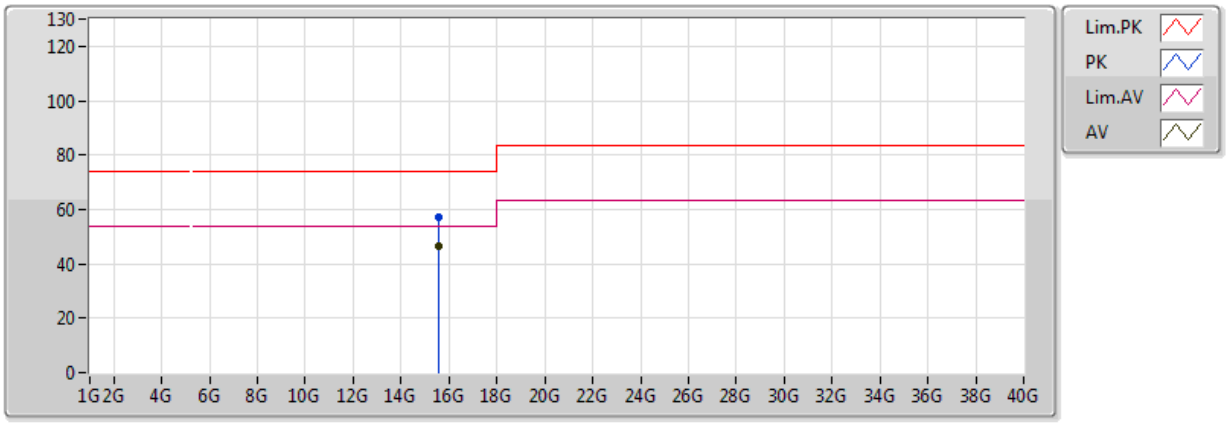

EUT = Z axis

Type	Freq(Hz)	Level(dBuV/m)	Limit(dBuV/m)	Margin(dB)	Factor(dB)	Dist(m)	Pol.(H/V)	Azimuth(°)	Height(m)	Comments
AV	15.54G	46.43	54.00	-7.57	13.80	3	V	168	1.98	-
PK	15.540864G	57.43	74.00	-16.57	13.80	3	V	168	1.98	-

802.11a_(6Mbps)_1TX

5180MHz_TX

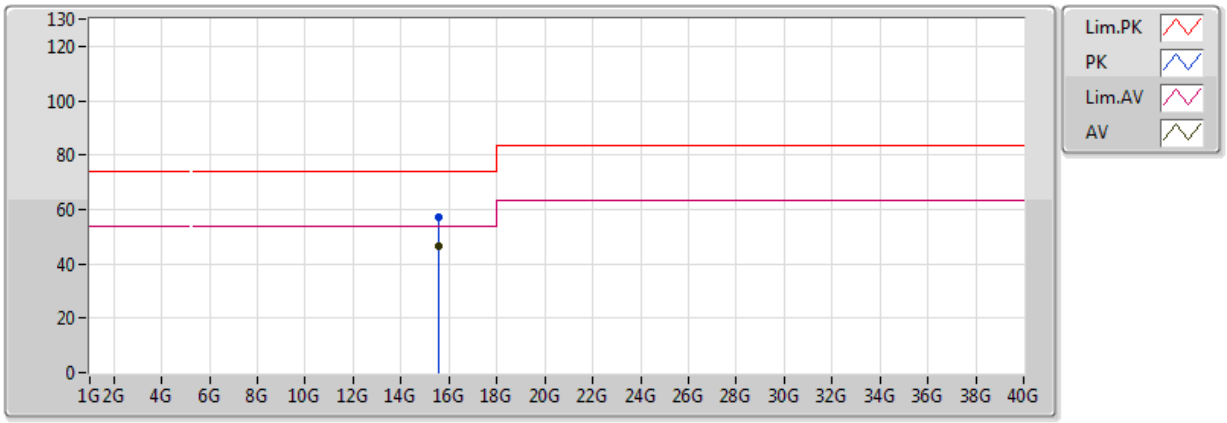

EUT = Z axis

Type	Freq(Hz)	Level(dBuV/m)	Limit(dBuV/m)	Margin(dB)	Factor(dB)	Dist(m)	Pol.(H/V)	Azimuth(°)	Height(m)	Comments
AV	15.539982G	46.62	54.00	-7.38	13.80	3	H	232	1.43	-
PK	15.539268G	56.91	74.00	-17.09	13.80	3	H	232	1.43	-

802.11a_(6Mbps)_1TX

5200MHz_TX

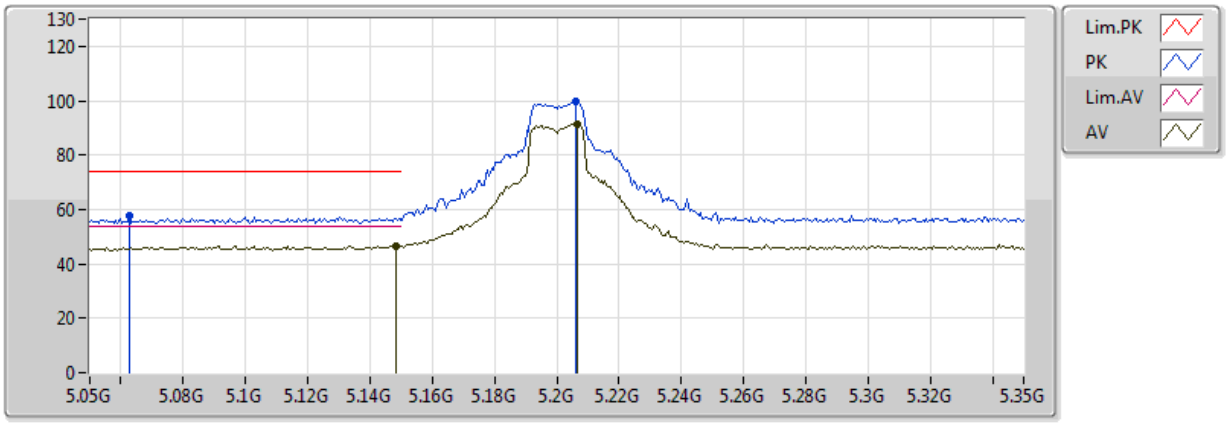

EUT = Z axis

Type	Freq(Hz)	Level(dBuV/m)	Limit(dBuV/m)	Margin(dB)	Factor(dB)	Dist(m)	Pol.(H/V)	Azimuth(°)	Height(m)	Comments
AV	5.1484G	46.65	54.00	-7.35	4.27	3	V	160	1.06	-
AV	5.2066G	91.57	Inf	-Inf	4.39	3	V	160	1.06	-
PK	5.0626G	57.48	74.00	-16.52	4.07	3	V	160	1.06	-
PK	5.206G	99.64	Inf	-Inf	4.39	3	V	160	1.06	-

802.11a_(6Mbps)_1TX

5200MHz_TX

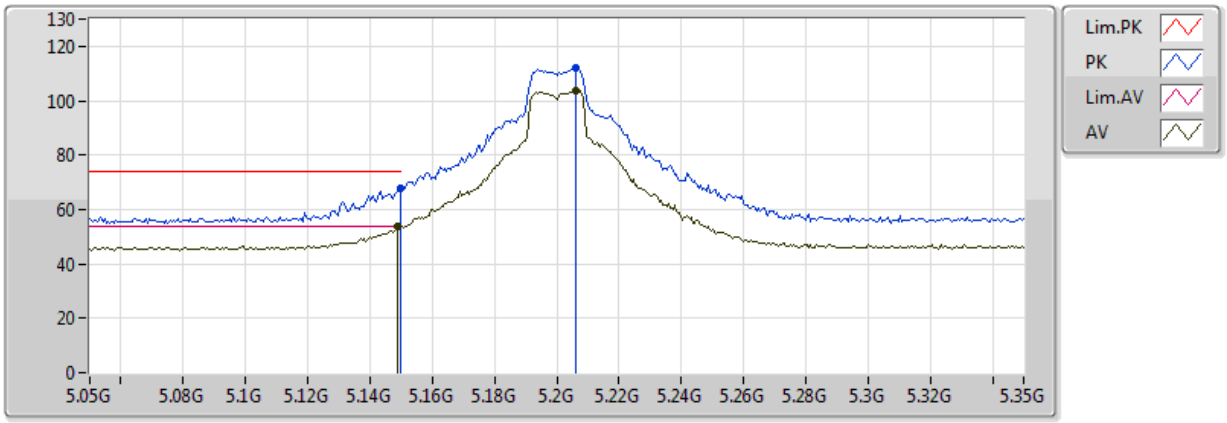

EUT = Z axis

Type	Freq(Hz)	Level(dBuV/m)	Limit(dBuV/m)	Margin(dB)	Factor(dB)	Dist(m)	Pol.(H/V)	Azimuth(°)	Height(m)	Comments
AV	5.149G	53.67	54.00	-0.33	4.27	3	H	37	1.10	-
AV	5.206G	103.65	Inf	-Inf	4.39	3	H	37	1.10	-
PK	5.149995G	67.64	74.00	-6.36	4.27	3	H	37	1.10	-
PK	5.206G	111.97	Inf	-Inf	4.39	3	H	37	1.10	-

802.11a_(6Mbps)_1TX

5200MHz_TX

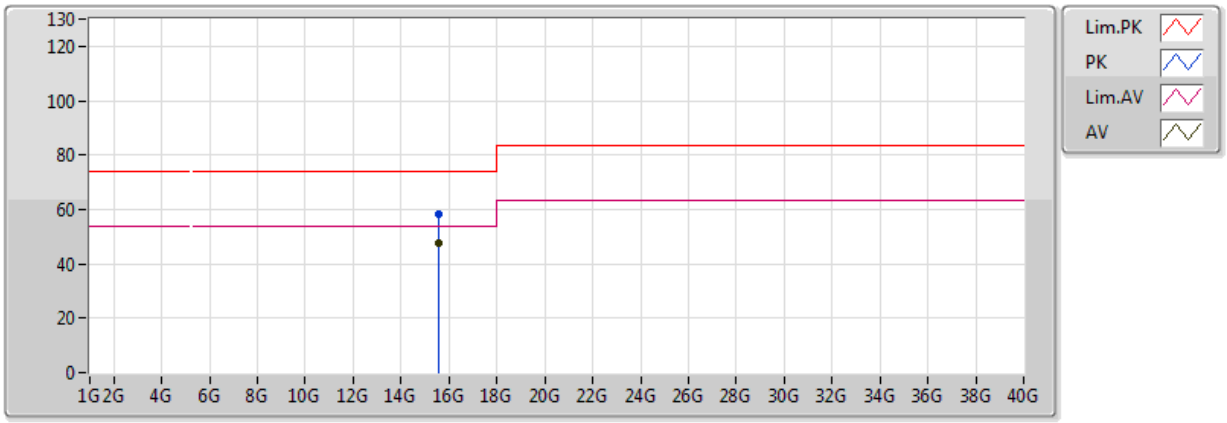

EUT = Z axis

Type	Freq(Hz)	Level(dBuV/m)	Limit(dBuV/m)	Margin(dB)	Factor(dB)	Dist(m)	Pol.(H/V)	Azimuth(°)	Height(m)	Comments
AV	15.59448G	47.63	54.00	-6.37	17.87	3	V	335	1.63	-
PK	15.59844G	58.49	74.00	-15.51	17.86	3	V	335	1.63	-

802.11a_(6Mbps)_1TX

5200MHz_TX

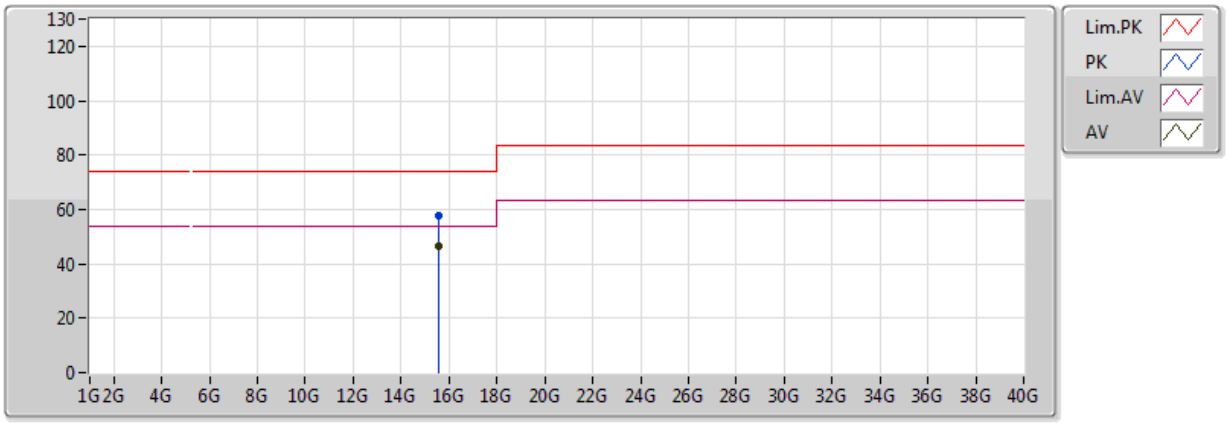

EUT = Z axis

Type	Freq(Hz)	Level(dBuV/m)	Limit(dBuV/m)	Margin(dB)	Factor(dB)	Dist(m)	Pol.(H/V)	Azimuth(°)	Height(m)	Comments
AV	15.5862G	46.78	54.00	-7.22	17.90	3	H	36	1.48	-
PK	15.59706G	57.98	74.00	-16.02	17.87	3	H	36	1.48	-

802.11a_(6Mbps)_1TX

5240MHz_TX

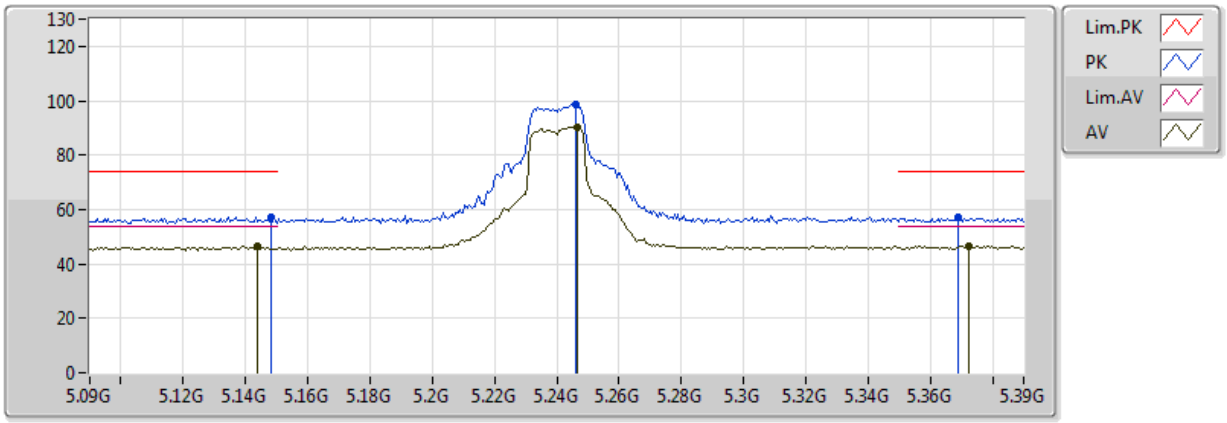

EUT = Z axis

Type	Freq(Hz)	Level(dBuV/m)	Limit(dBuV/m)	Margin(dB)	Factor(dB)	Dist(m)	Pol.(H/V)	Azimuth(°)	Height(m)	Comments
AV	5.144G	46.35	54.00	-7.65	4.26	3	V	165	1.01	-
AV	5.2466G	90.41	Inf	-Inf	4.48	3	V	165	1.01	-
AV	5.3726G	46.76	54.00	-7.24	4.72	3	V	165	1.01	-
PK	5.1482G	57.40	74.00	-16.60	4.27	3	V	165	1.01	-
PK	5.246G	98.60	Inf	-Inf	4.48	3	V	165	1.01	-
PK	5.369G	56.95	74.00	-17.05	4.71	3	V	165	1.01	-

802.11a_(6Mbps)_1TX

5240MHz_TX

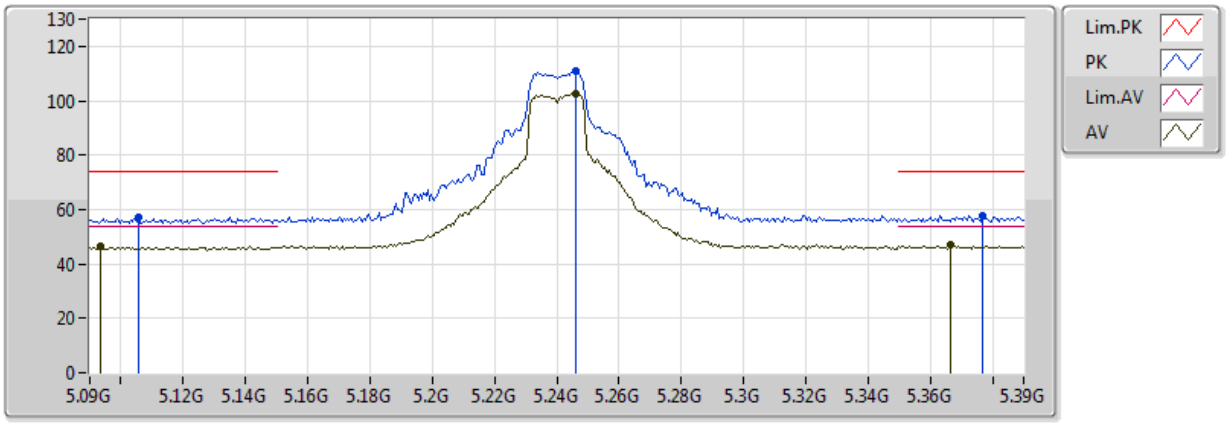

EUT = Z axis

Type	Freq(Hz)	Level(dBuV/m)	Limit(dBuV/m)	Margin(dB)	Factor(dB)	Dist(m)	Pol.(H/V)	Azimuth(°)	Height(m)	Comments
AV	5.0936G	46.40	54.00	-7.60	4.14	3	H	28	1.01	-
AV	5.246G	102.42	Inf	-Inf	4.48	3	H	28	1.01	-
AV	5.3666G	46.91	54.00	-7.09	4.71	3	H	28	1.01	-
PK	5.1056G	57.26	74.00	-16.74	4.17	3	H	28	1.01	-
PK	5.246G	110.73	Inf	-Inf	4.48	3	H	28	1.01	-
PK	5.3768G	57.83	74.00	-16.17	4.73	3	H	28	1.01	-

802.11a_(6Mbps)_1TX

5240MHz_TX

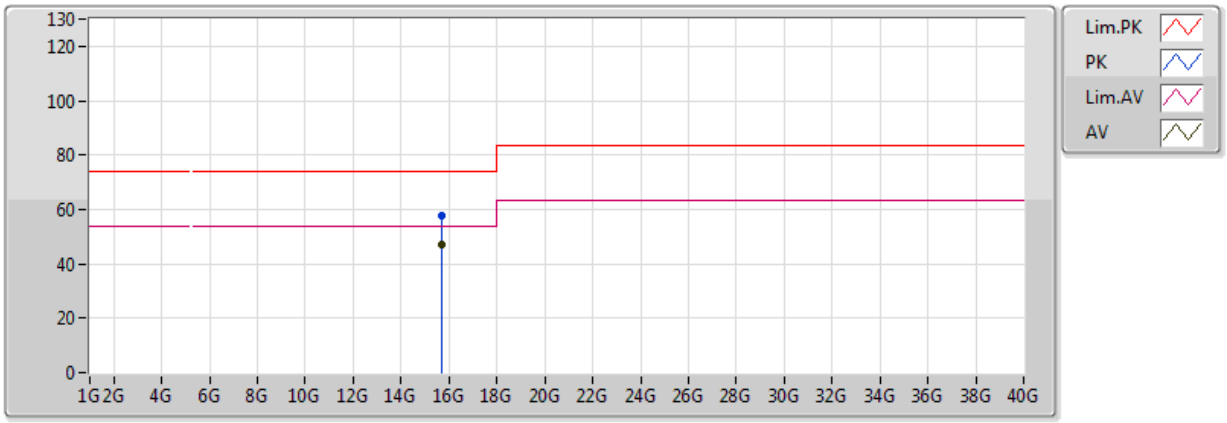

EUT = Z axis

Type	Freq(Hz)	Level(dBuV/m)	Limit(dBuV/m)	Margin(dB)	Factor(dB)	Dist(m)	Pol.(H/V)	Azimuth(°)	Height(m)	Comments
AV	15.71286G	46.98	54.00	-7.02	17.51	3	V	335	1.70	-
PK	15.72732G	57.82	74.00	-16.18	17.47	3	V	335	1.70	-

802.11a_(6Mbps)_1TX

5240MHz_TX

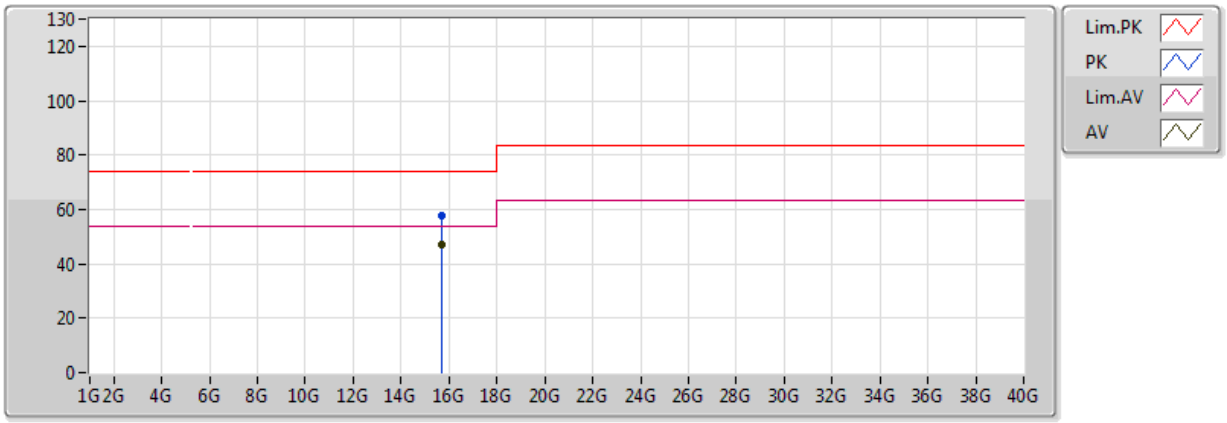

EUT = Z axis

Type	Freq(Hz)	Level(dBuV/m)	Limit(dBuV/m)	Margin(dB)	Factor(dB)	Dist(m)	Pol.(H/V)	Azimuth(°)	Height(m)	Comments
AV	15.70794G	46.79	54.00	-7.21	17.53	3	H	83	1.08	-
PK	15.7065G	57.69	74.00	-16.31	17.53	3	H	83	1.08	-

802.11a_(6Mbps)_1TX

5260MHz_TX

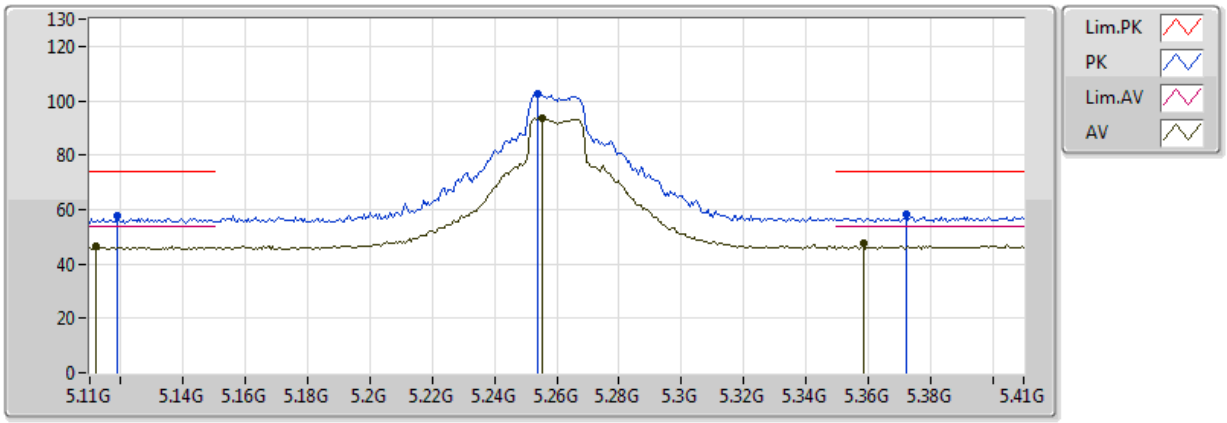

EUT = Z axis

Type	Freq(Hz)	Level(dBuV/m)	Limit(dBuV/m)	Margin(dB)	Factor(dB)	Dist(m)	Pol.(H/V)	Azimuth(°)	Height(m)	Comments
AV	5.1118G	46.46	54.00	-7.54	4.19	3	V	161	1.02	-
AV	5.2552G	93.78	Inf	-Inf	4.50	3	V	161	1.02	-
AV	5.3584G	47.60	54.00	-6.40	4.70	3	V	161	1.02	-
PK	5.119G	57.54	74.00	-16.46	4.20	3	V	161	1.02	-
PK	5.254G	102.43	Inf	-Inf	4.49	3	V	161	1.02	-
PK	5.3722G	58.19	74.00	-15.81	4.72	3	V	161	1.02	-

802.11a_(6Mbps)_1TX

5260MHz_TX

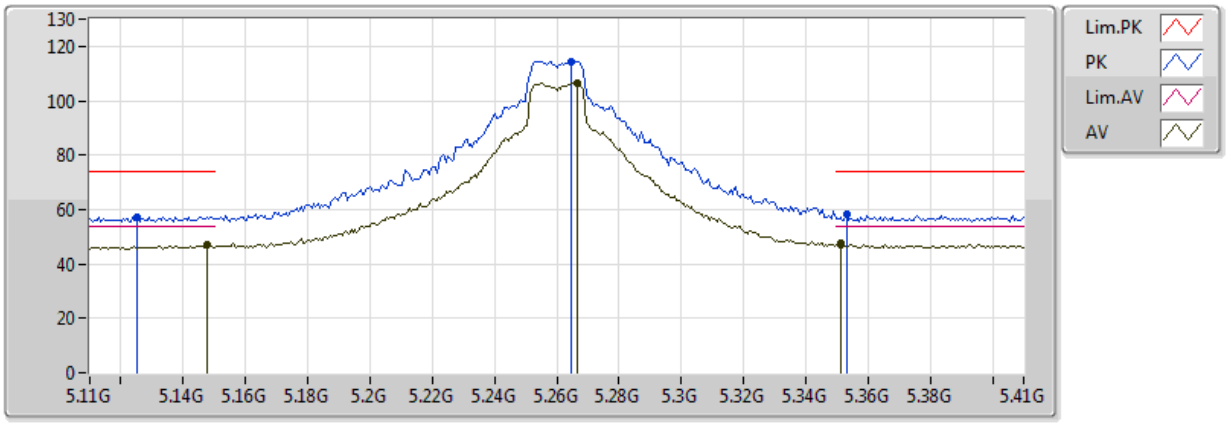

EUT = Z axis

Type	Freq(Hz)	Level(dBuV/m)	Limit(dBuV/m)	Margin(dB)	Factor(dB)	Dist(m)	Pol.(H/V)	Azimuth(°)	Height(m)	Comments
AV	5.1478G	47.02	54.00	-6.98	4.27	3	H	41	1.01	-
AV	5.2666G	106.37	Inf	-Inf	4.52	3	H	41	1.01	-
AV	5.3512G	47.36	54.00	-6.64	4.68	3	H	41	1.01	-
PK	5.125G	57.31	74.00	-16.69	4.21	3	H	41	1.01	-
PK	5.2648G	114.45	Inf	-Inf	4.52	3	H	41	1.01	-
PK	5.353G	58.04	74.00	-15.96	4.69	3	H	41	1.01	-

802.11a_(6Mbps)_1TX

5260MHz_TX

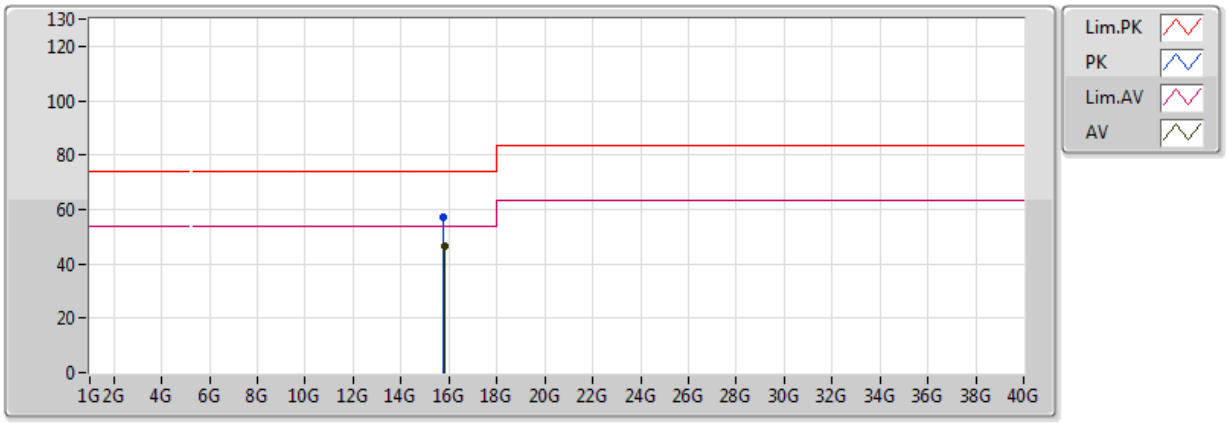

EUT = Z axis

Type	Freq(Hz)	Level(dBuV/m)	Limit(dBuV/m)	Margin(dB)	Factor(dB)	Dist(m)	Pol.(H/V)	Azimuth(°)	Height(m)	Comments
AV	15.79476G	46.31	54.00	-7.69	17.26	3	V	27	1.83	-
PK	15.77004G	56.88	74.00	-17.12	17.34	3	V	27	1.83	-

802.11a_(6Mbps)_1TX

5260MHz_TX

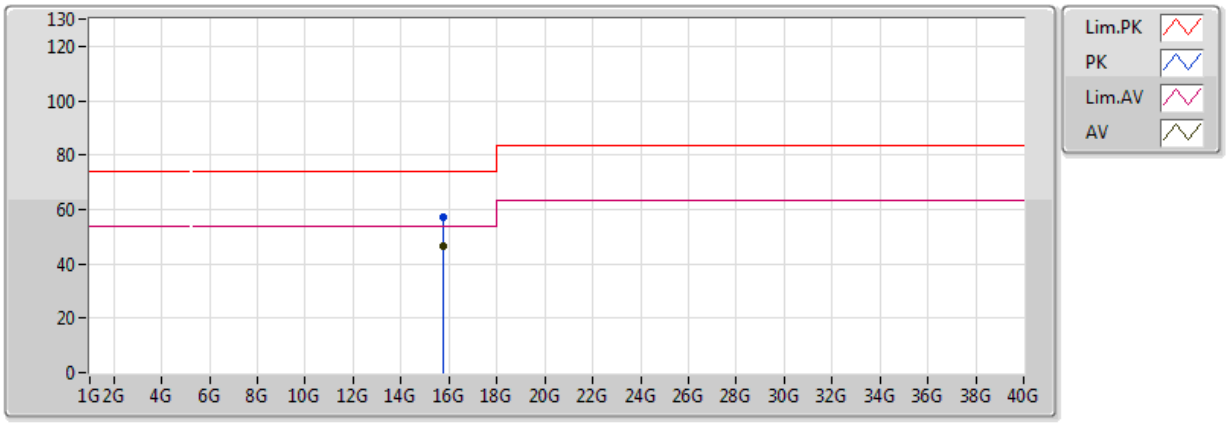

EUT = Z axis

Type	Freq(Hz)	Level(dBuV/m)	Limit(dBuV/m)	Margin(dB)	Factor(dB)	Dist(m)	Pol.(H/V)	Azimuth(°)	Height(m)	Comments
AV	15.77664G	46.52	54.00	-7.48	17.32	3	H	56	1.17	-
PK	15.7839G	57.14	74.00	-16.86	17.29	3	H	56	1.17	-

802.11a_(6Mbps)_1TX

5300MHz_TX

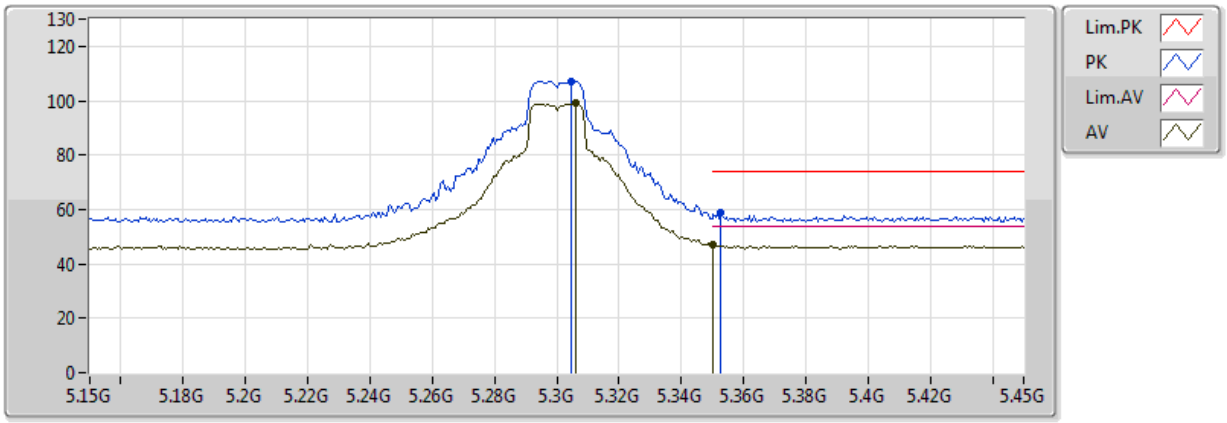

EUT = Z axis

Type	Freq(Hz)	Level(dBuV/m)	Limit(dBuV/m)	Margin(dB)	Factor(dB)	Dist(m)	Pol.(H/V)	Azimuth(°)	Height(m)	Comments
AV	5.306G	99.07	Inf	-Inf	4.60	3	V	60	2.91	-
AV	5.350005G	47.14	54.00	-6.86	4.68	3	V	60	2.91	-
PK	5.3048G	107.17	Inf	-Inf	4.60	3	V	60	2.91	-
PK	5.3528G	58.92	74.00	-15.08	4.69	3	V	60	2.91	-

802.11a_(6Mbps)_1TX

5300MHz_TX

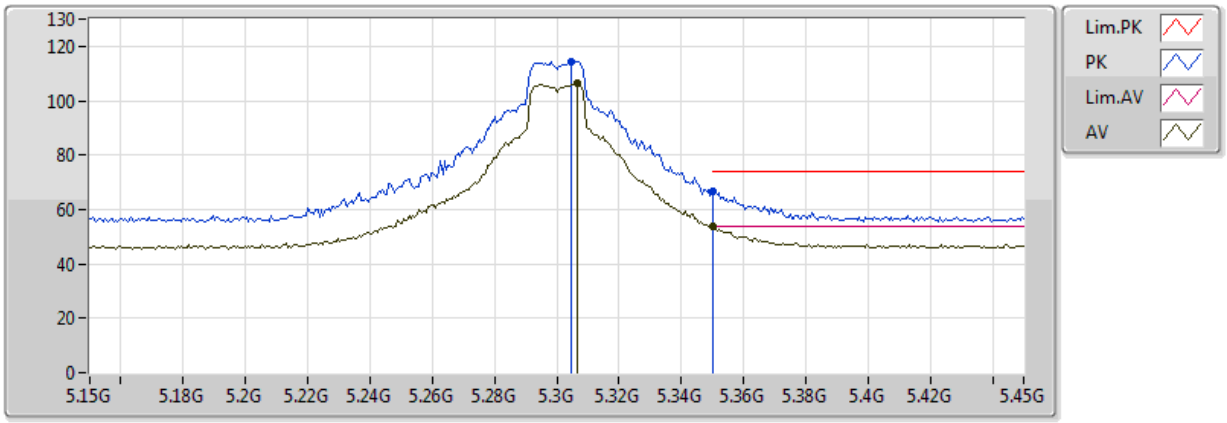

EUT = Z axis

Type	Freq(Hz)	Level(dBuV/m)	Limit(dBuV/m)	Margin(dB)	Factor(dB)	Dist(m)	Pol.(H/V)	Azimuth(°)	Height(m)	Comments
AV	5.3066G	106.20	Inf	-Inf	4.60	3	H	28	1.07	-
AV	5.3504G	53.64	54.00	-0.36	4.68	3	H	28	1.07	-
PK	5.3048G	114.20	Inf	-Inf	4.60	3	H	28	1.07	-
PK	5.350005G	66.43	74.00	-7.57	4.68	3	H	28	1.07	-

802.11a_(6Mbps)_1TX

5300MHz_TX

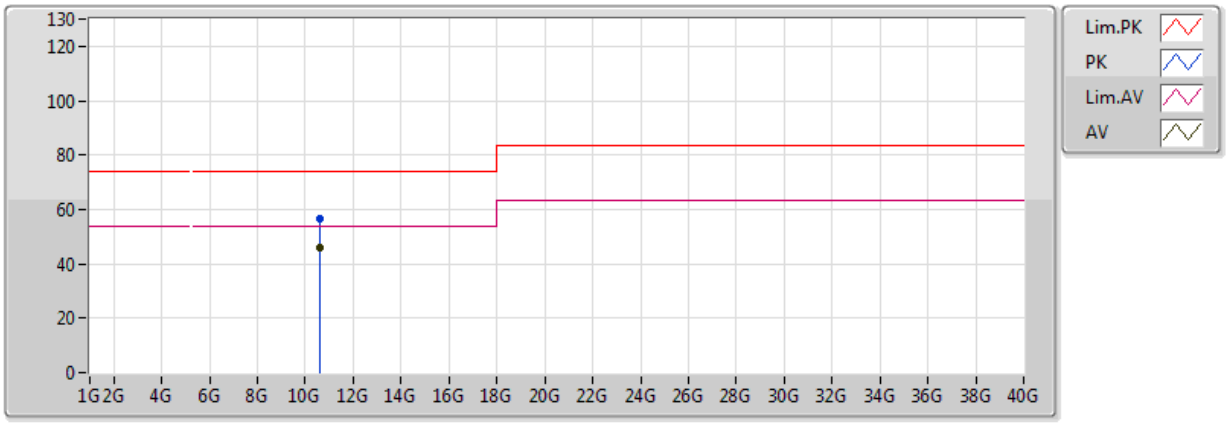

EUT = Z axis

Type	Freq(Hz)	Level(dBuV/m)	Limit(dBuV/m)	Margin(dB)	Factor(dB)	Dist(m)	Pol.(H/V)	Azimuth(°)	Height(m)	Comments
AV	10.60006G	45.93	54.00	-8.07	17.06	3	V	171	1.36	-
PK	10.6057G	56.78	74.00	-17.22	17.07	3	V	171	1.36	-

802.11a_(6Mbps)_1TX

5300MHz_TX

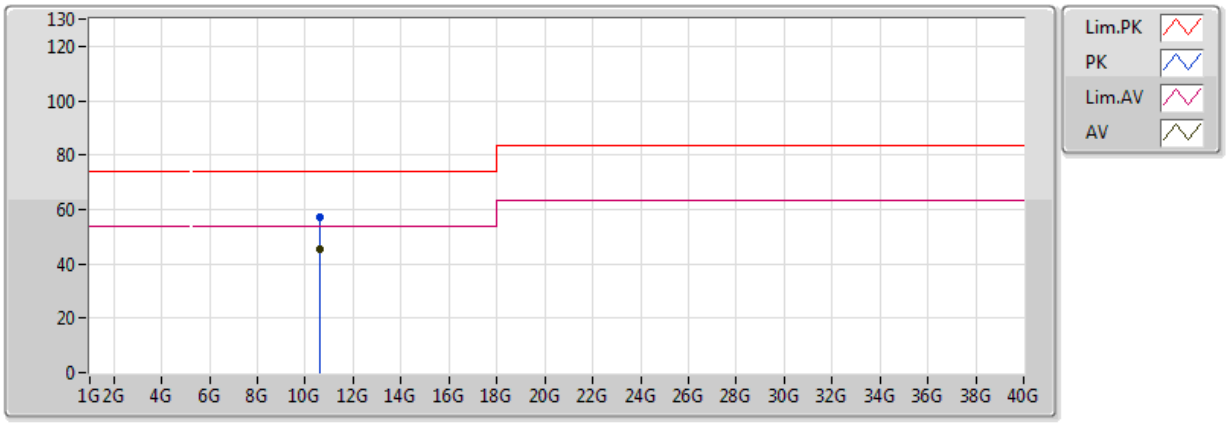

EUT = Z axis

Type	Freq(Hz)	Level(dBuV/m)	Limit(dBuV/m)	Margin(dB)	Factor(dB)	Dist(m)	Pol.(H/V)	Azimuth(°)	Height(m)	Comments
AV	10.61014G	45.63	54.00	-8.37	17.08	3	H	45	1.09	-
PK	10.6087G	56.92	74.00	-17.08	17.07	3	H	45	1.09	-

802.11a_(6Mbps)_1TX

5320MHz_TX

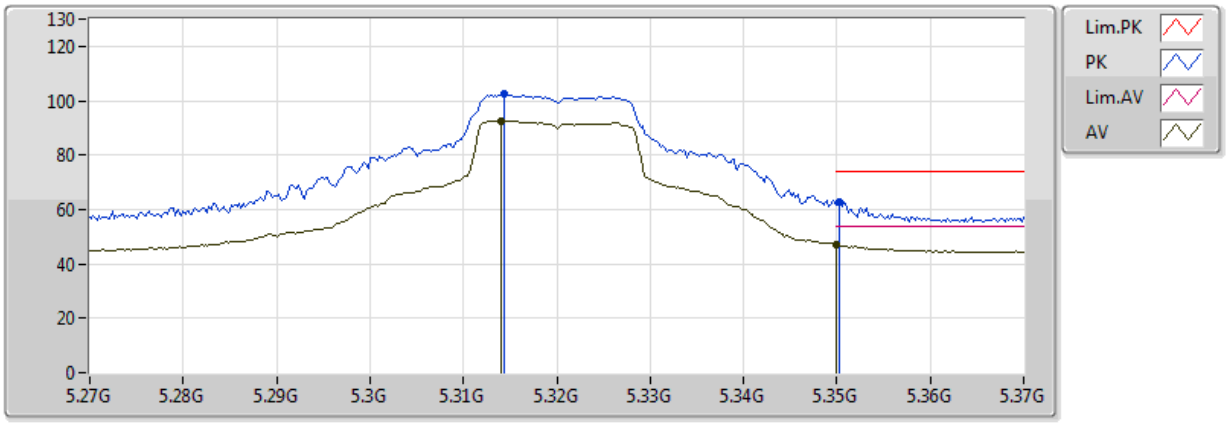

EUT = Z axis

Type	Freq(Hz)	Level(dBuV/m)	Limit(dBuV/m)	Margin(dB)	Factor(dB)	Dist(m)	Pol.(H/V)	Azimuth(°)	Height(m)	Comments
AV	5.314G	92.57	Inf	-Inf	7.12	3	V	80	2.97	-
AV	5.350005G	47.15	54.00	-6.85	7.16	3	V	80	2.97	-
PK	5.3144G	102.40	Inf	-Inf	7.12	3	V	80	2.97	-
PK	5.3502G	62.92	74.00	-11.08	7.16	3	V	80	2.97	-

802.11a_(6Mbps)_1TX

5320MHz_TX

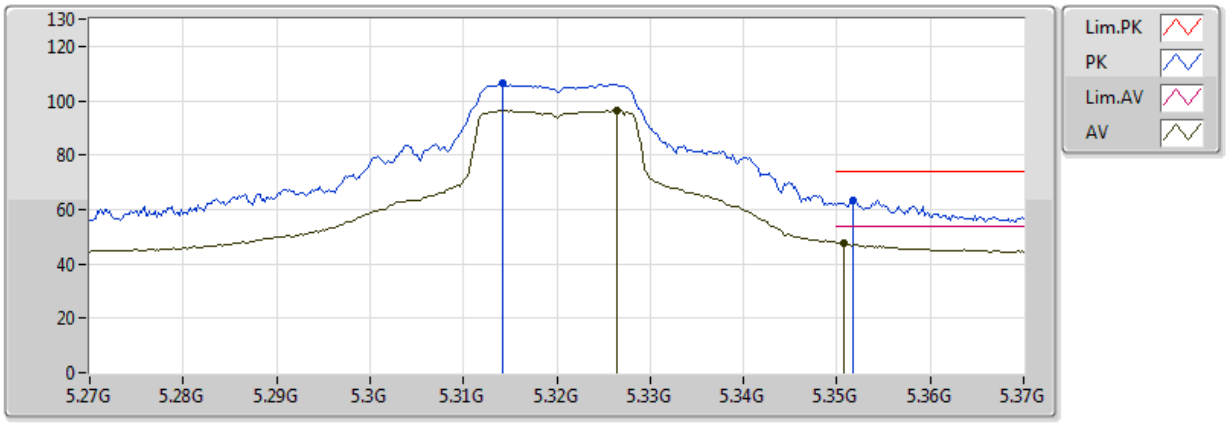

EUT = Z axis

Type	Freq(Hz)	Level(dBuV/m)	Limit(dBuV/m)	Margin(dB)	Factor(dB)	Dist(m)	Pol.(H/V)	Azimuth(°)	Height(m)	Comments
AV	5.3264G	96.62	Inf	-Inf	7.14	3	H	68	1.50	-
AV	5.3508G	47.84	54.00	-6.16	7.16	3	H	68	1.50	-
PK	5.3142G	106.30	Inf	-Inf	7.12	3	H	68	1.50	-
PK	5.3518G	63.39	74.00	-10.61	7.16	3	H	68	1.50	-

802.11a_(6Mbps)_1TX

5320MHz_TX

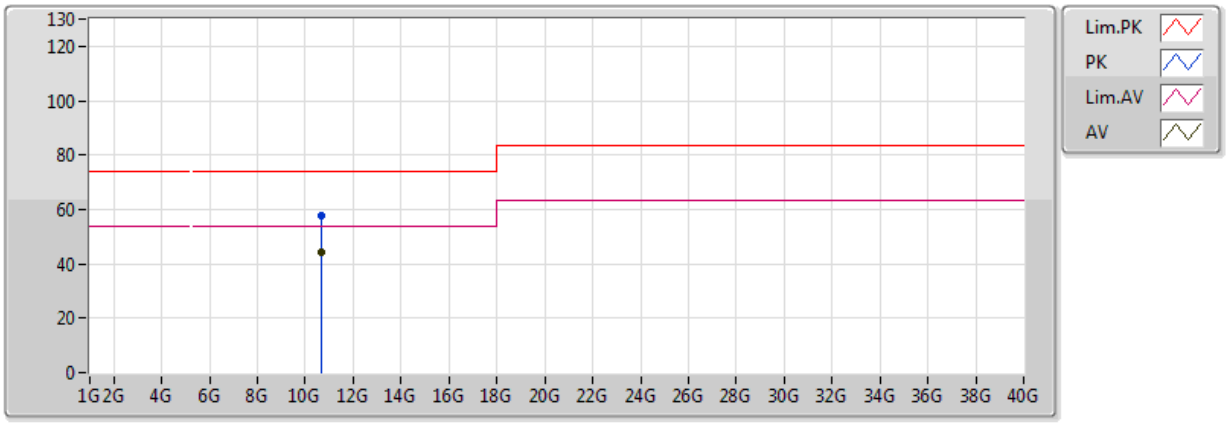

EUT = Z axis

Type	Freq(Hz)	Level(dBuV/m)	Limit(dBuV/m)	Margin(dB)	Factor(dB)	Dist(m)	Pol.(H/V)	Azimuth(°)	Height(m)	Comments
AV	10.64G	44.11	54.00	-9.89	17.35	3	V	76	2.09	-
PK	10.64G	57.63	74.00	-16.37	17.35	3	V	76	2.09	-

802.11a_(6Mbps)_1TX

5320MHz_TX

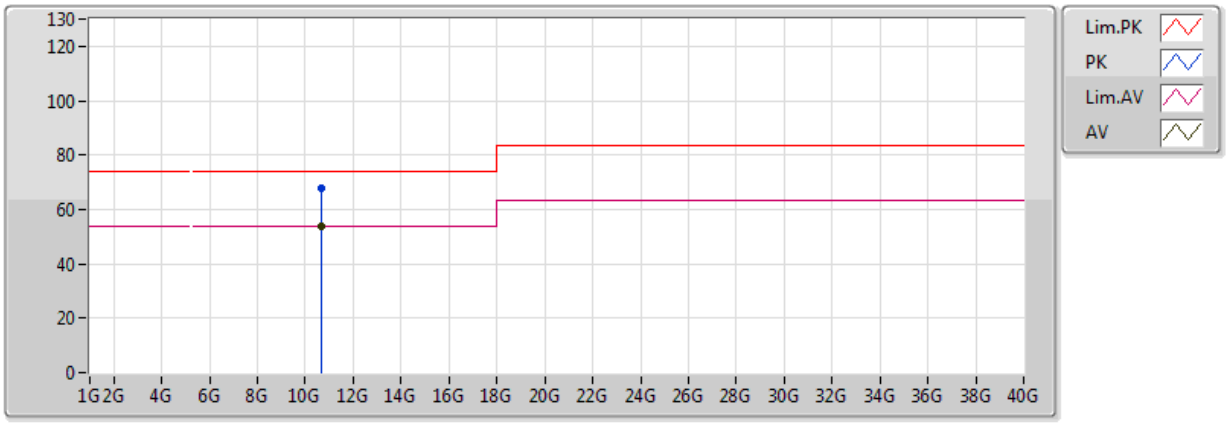

EUT = Z axis

Type	Freq(Hz)	Level(dBuV/m)	Limit(dBuV/m)	Margin(dB)	Factor(dB)	Dist(m)	Pol.(H/V)	Azimuth(°)	Height(m)	Comments
AV	10.64G	53.72	54.00	-0.28	17.35	3	H	339	2.23	-
PK	10.64G	68.03	74.00	-5.97	17.35	3	H	339	2.23	-

802.11a_(6Mbps)_1TX

5500MHz_TX

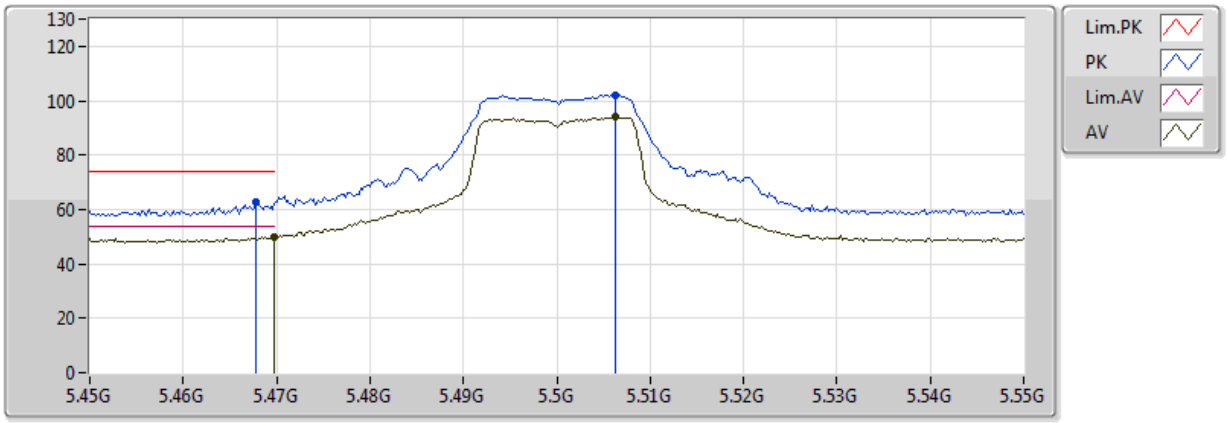

EUT = Z axis

Type	Freq(Hz)	Level(dBuV/m)	Limit(dBuV/m)	Margin(dB)	Factor(dB)	Dist(m)	Pol.(H/V)	Azimuth(°)	Height(m)	Comments
AV	5.4698G	49.99	54.00	-4.01	6.08	3	V	72	2.77	-
AV	5.5062G	94.00	Inf	-Inf	6.16	3	V	72	2.77	-
PK	5.4678G	62.75	74.00	-11.25	6.08	3	V	72	2.77	-
PK	5.5062G	101.85	Inf	-Inf	6.16	3	V	72	2.77	-

802.11a_(6Mbps)_1TX

5500MHz_TX

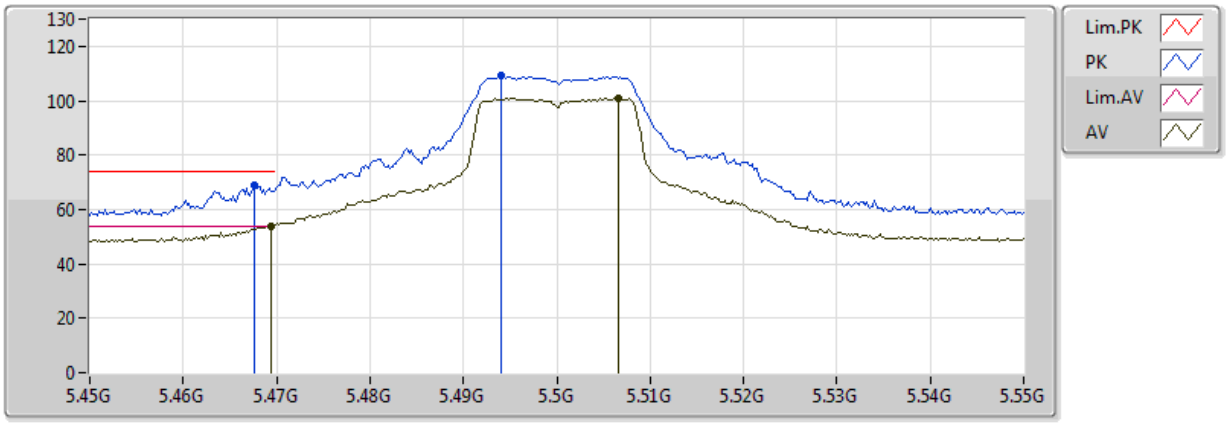

EUT = Z axis

Type	Freq(Hz)	Level(dBuV/m)	Limit(dBuV/m)	Margin(dB)	Factor(dB)	Dist(m)	Pol.(H/V)	Azimuth(°)	Height(m)	Comments
AV	5.4694G	53.89	54.00	-0.11	6.08	3	H	4	1.00	-
AV	5.5066G	101.10	Inf	-Inf	6.17	3	H	4	1.00	-
PK	5.4676G	68.99	74.00	-5.01	6.08	3	H	4	1.00	-
PK	5.494G	109.36	Inf	-Inf	6.15	3	H	4	1.00	-

802.11a_(6Mbps)_1TX

5500MHz_TX

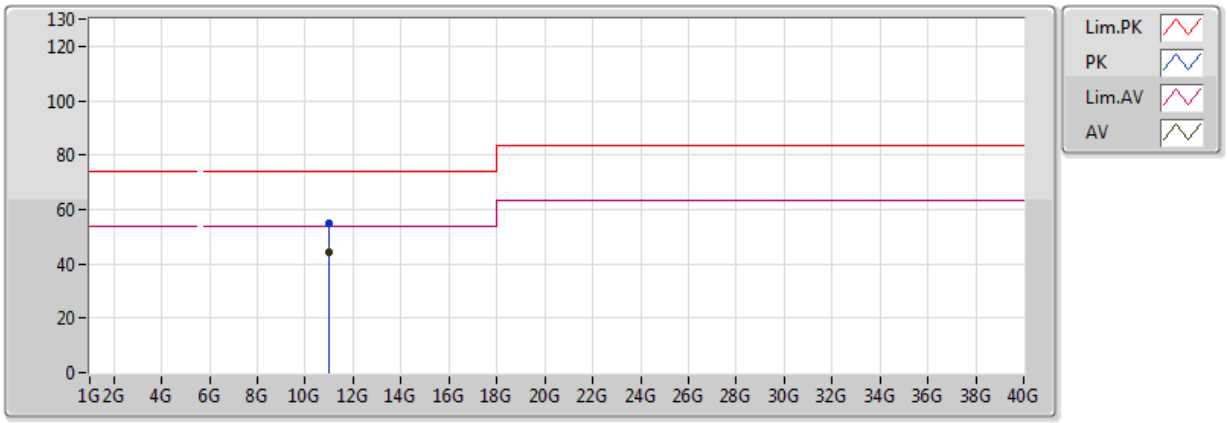

EUT = Z axis

Type	Freq(Hz)	Level(dBuV/m)	Limit(dBuV/m)	Margin(dB)	Factor(dB)	Dist(m)	Pol.(H/V)	Azimuth(°)	Height(m)	Comments
AV	11.00012G	44.23	54.00	-9.77	12.92	3	V	360	1.08	-
PK	11.00244G	54.97	74.00	-19.03	12.92	3	V	360	1.08	-

802.11a_(6Mbps)_1TX

5500MHz_TX

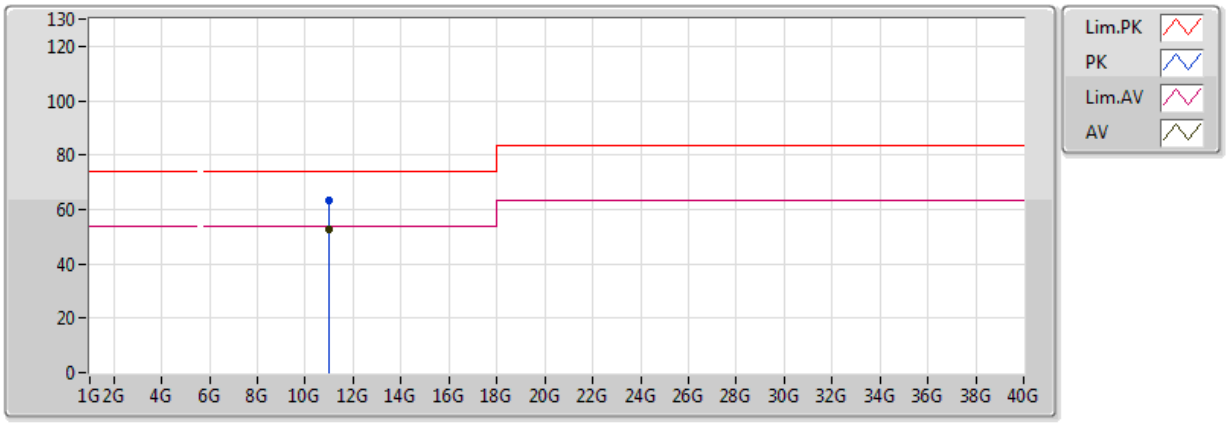

EUT = Z axis

Type	Freq(Hz)	Level(dBuV/m)	Limit(dBuV/m)	Margin(dB)	Factor(dB)	Dist(m)	Pol.(H/V)	Azimuth(°)	Height(m)	Comments
AV	10.999G	52.56	54.00	-1.44	12.92	3	H	334	1.01	-
PK	10.9998G	63.59	74.00	-10.41	12.92	3	H	334	1.01	-

802.11a_(6Mbps)_1TX

5580MHz_TX

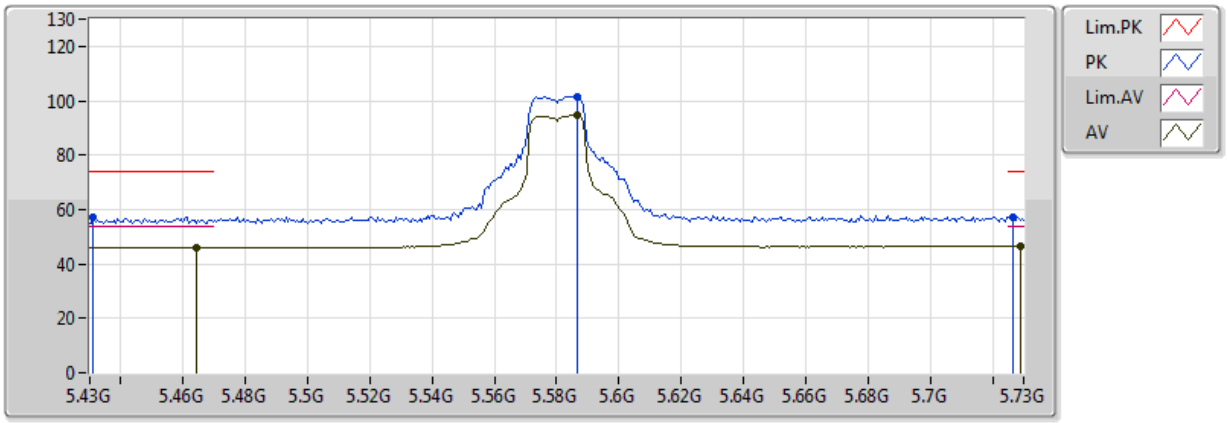

EUT = Z axis

Type	Freq(Hz)	Level(dBuV/m)	Limit(dBuV/m)	Margin(dB)	Factor(dB)	Dist(m)	Pol.(H/V)	Azimuth(°)	Height(m)	Comments
AV	5.4642G	46.00	54.00	-8.00	3.23	3	V	80	3.55	-
AV	5.5866G	94.80	Inf	-Inf	3.34	3	V	80	3.55	-
AV	5.7288G	46.49	54.00	-7.51	3.46	3	V	80	3.55	-
PK	5.4312G	57.37	74.00	-16.63	3.19	3	V	80	3.55	-
PK	5.5866G	101.69	Inf	-Inf	3.34	3	V	80	3.55	-
PK	5.7264G	57.27	74.00	-16.73	3.46	3	V	80	3.55	-

802.11a_(6Mbps)_1TX

5580MHz_TX

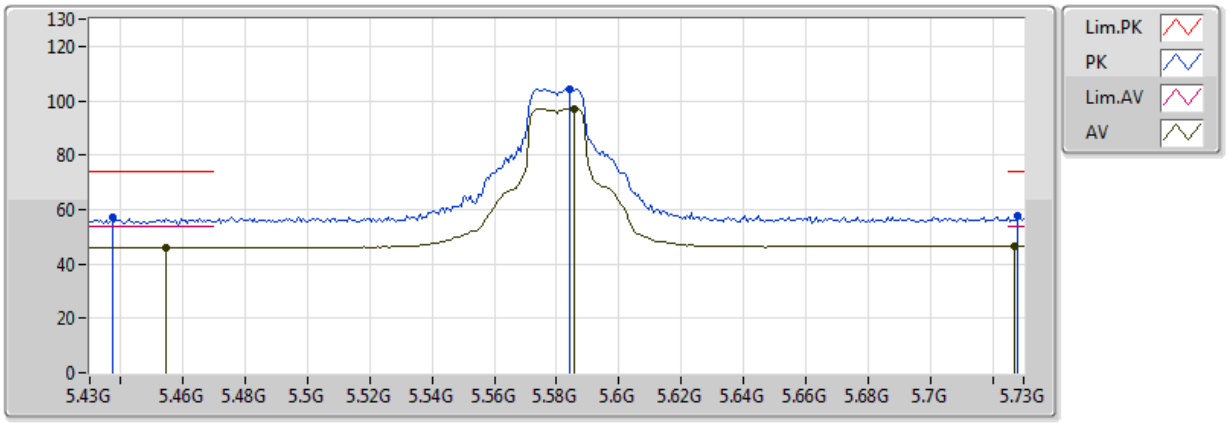

EUT = Z axis

Type	Freq(Hz)	Level(dBuV/m)	Limit(dBuV/m)	Margin(dB)	Factor(dB)	Dist(m)	Pol.(H/V)	Azimuth(°)	Height(m)	Comments
AV	5.4546G	45.97	54.00	-8.03	3.22	3	H	35	1.05	-
AV	5.5854G	97.21	Inf	-Inf	3.34	3	H	35	1.05	-
AV	5.727G	46.56	54.00	-7.44	3.46	3	H	35	1.05	-
PK	5.4372G	57.36	74.00	-16.64	3.20	3	H	35	1.05	-
PK	5.5842G	104.19	Inf	-Inf	3.34	3	H	35	1.05	-
PK	5.7282G	57.50	74.00	-16.50	3.46	3	H	35	1.05	-

802.11a_(6Mbps)_1TX

5580MHz_TX

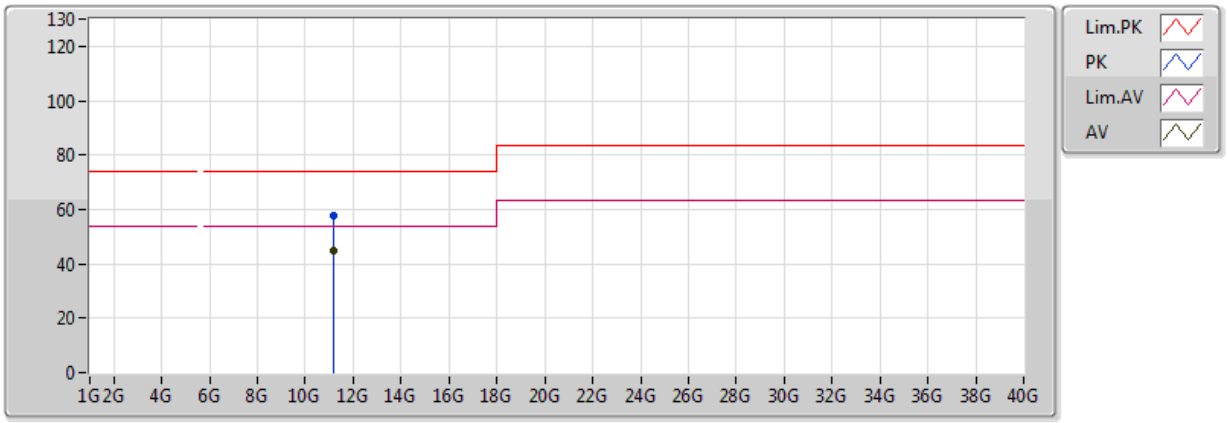

EUT = Z axis

Type	Freq(Hz)	Level(dBuV/m)	Limit(dBuV/m)	Margin(dB)	Factor(dB)	Dist(m)	Pol.(H/V)	Azimuth(°)	Height(m)	Comments
AV	11.16G	45.06	54.00	-8.94	14.19	3	V	0	1.50	-
PK	11.16G	57.92	74.00	-16.08	14.19	3	V	0	1.50	-

802.11a_(6Mbps)_1TX

5580MHz_TX

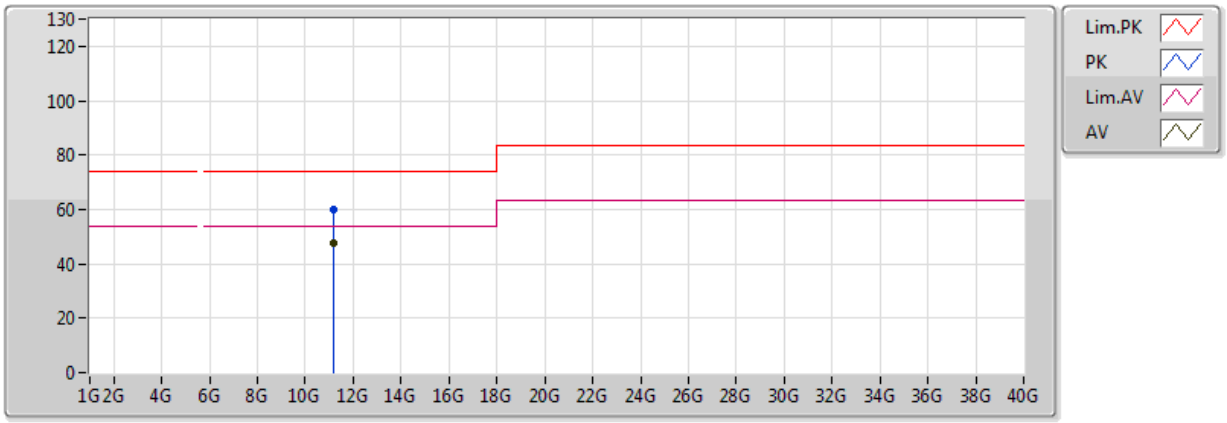

EUT = Z axis

Type	Freq(Hz)	Level(dBuV/m)	Limit(dBuV/m)	Margin(dB)	Factor(dB)	Dist(m)	Pol.(H/V)	Azimuth(°)	Height(m)	Comments
AV	11.16G	47.78	54.00	-6.22	14.19	3	H	351	1.07	-
PK	11.16G	59.91	74.00	-14.09	14.19	3	H	351	1.07	-

802.11a_(6Mbps)_1TX

5700MHz_TX

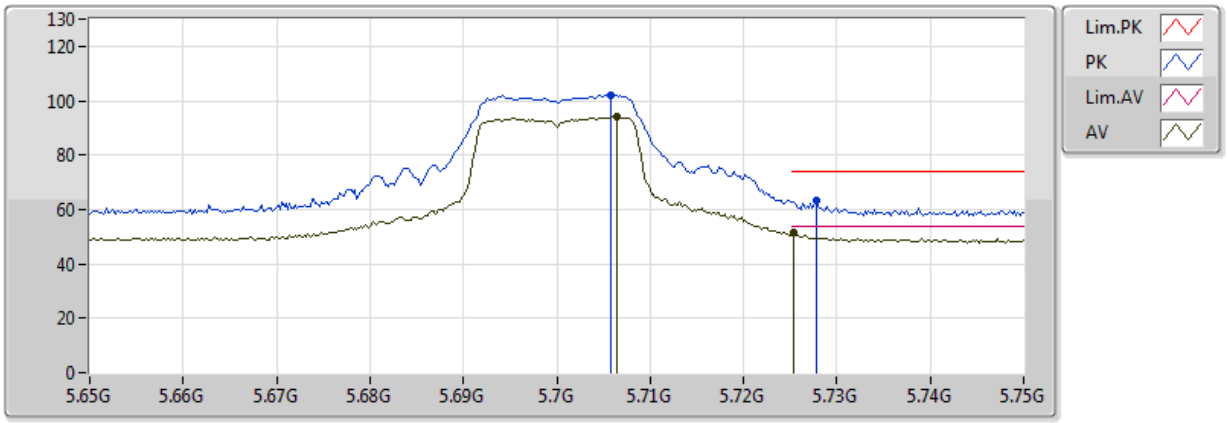

EUT = Z axis

Type	Freq(Hz)	Level(dBuV/m)	Limit(dBuV/m)	Margin(dB)	Factor(dB)	Dist(m)	Pol.(H/V)	Azimuth(°)	Height(m)	Comments
AV	5.7064G	94.25	Inf	-Inf	6.25	3	V	76	2.87	-
AV	5.7254G	51.28	54.00	-2.72	6.25	3	V	76	2.87	-
PK	5.7058G	102.02	Inf	-Inf	6.25	3	V	76	2.87	-
PK	5.7278G	63.10	74.00	-10.90	6.25	3	V	76	2.87	-

802.11a_(6Mbps)_1TX

5700MHz_TX

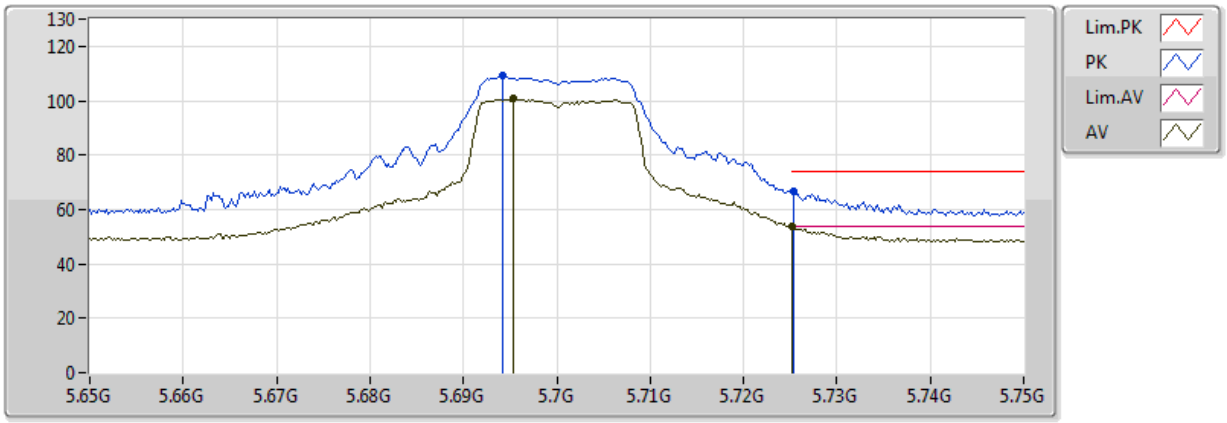

EUT = Z axis

Type	Freq(Hz)	Level(dBuV/m)	Limit(dBuV/m)	Margin(dB)	Factor(dB)	Dist(m)	Pol.(H/V)	Azimuth(°)	Height(m)	Comments
AV	5.6954G	100.72	Inf	-Inf	6.25	3	H	9	1.04	-
AV	5.7252G	53.89	54.00	-0.11	6.25	3	H	9	1.04	-
PK	5.6942G	109.30	Inf	-Inf	6.25	3	H	9	1.04	-
PK	5.7254G	66.66	74.00	-7.34	6.25	3	H	9	1.04	-

802.11a_(6Mbps)_1TX

5700MHz_TX

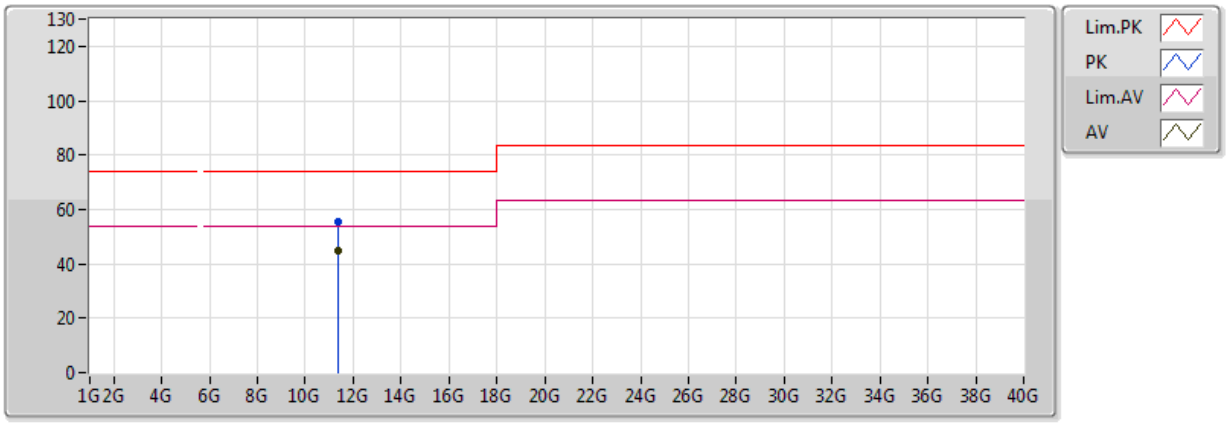

EUT = Z axis

Type	Freq(Hz)	Level(dBuV/m)	Limit(dBuV/m)	Margin(dB)	Factor(dB)	Dist(m)	Pol.(H/V)	Azimuth(°)	Height(m)	Comments
AV	11.39456G	44.70	54.00	-9.30	13.32	3	V	232	1.01	-
PK	11.3934G	55.47	74.00	-18.53	13.32	3	V	232	1.01	-

802.11a_(6Mbps)_1TX

5700MHz_TX

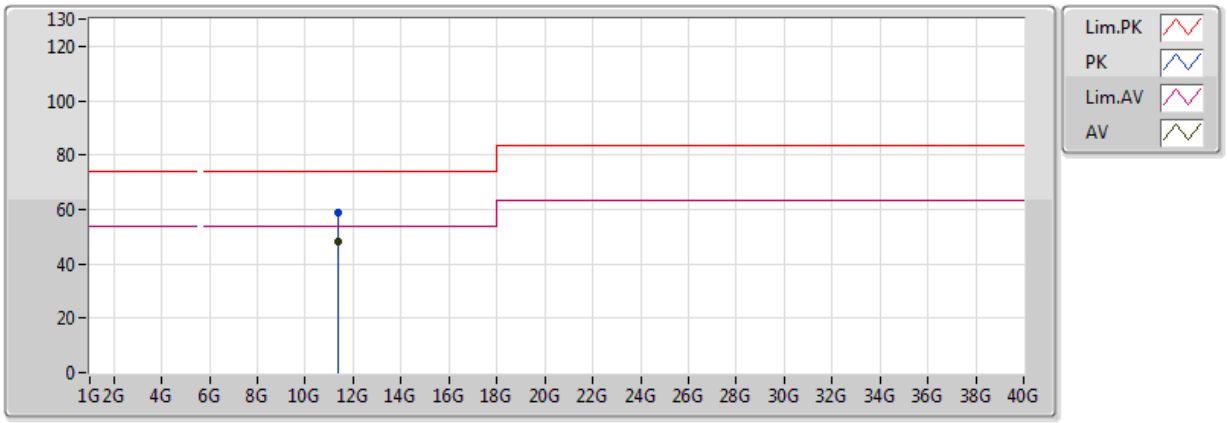

EUT = Z axis

Type	Freq(Hz)	Level(dBuV/m)	Limit(dBuV/m)	Margin(dB)	Factor(dB)	Dist(m)	Pol.(H/V)	Azimuth(°)	Height(m)	Comments
AV	11.39932G	48.29	54.00	-5.71	13.33	3	H	1	1.03	-
PK	11.39988G	58.74	74.00	-15.26	13.33	3	H	1	1.03	-

802.11a_(6Mbps)_1TX

5745MHz_TX

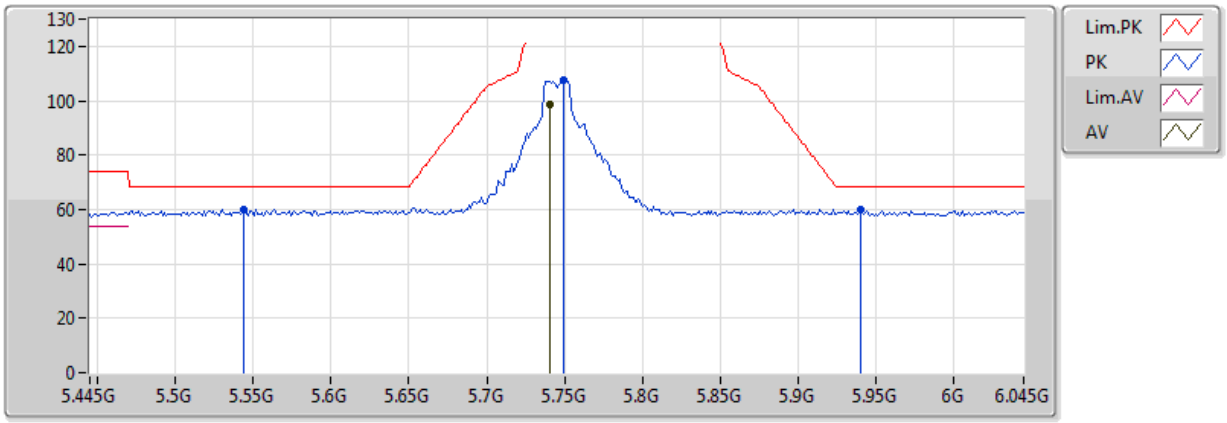

EUT = Z axis

Type	Freq(Hz)	Level(dBuV/m)	Limit(dBuV/m)	Margin(dB)	Factor(dB)	Dist(m)	Pol.(H/V)	Azimuth(°)	Height(m)	Comments
AV	5.7402G	98.78	Inf	-Inf	6.25	3	V	53	2.97	-
PK	5.5434G	60.14	68.20	-8.06	6.19	3	V	53	2.97	-
PK	5.7498G	107.45	Inf	-Inf	6.25	3	V	53	2.97	-
PK	5.9406G	59.77	68.20	-8.43	6.18	3	V	53	2.97	-

802.11a_(6Mbps)_1TX

5745MHz_TX

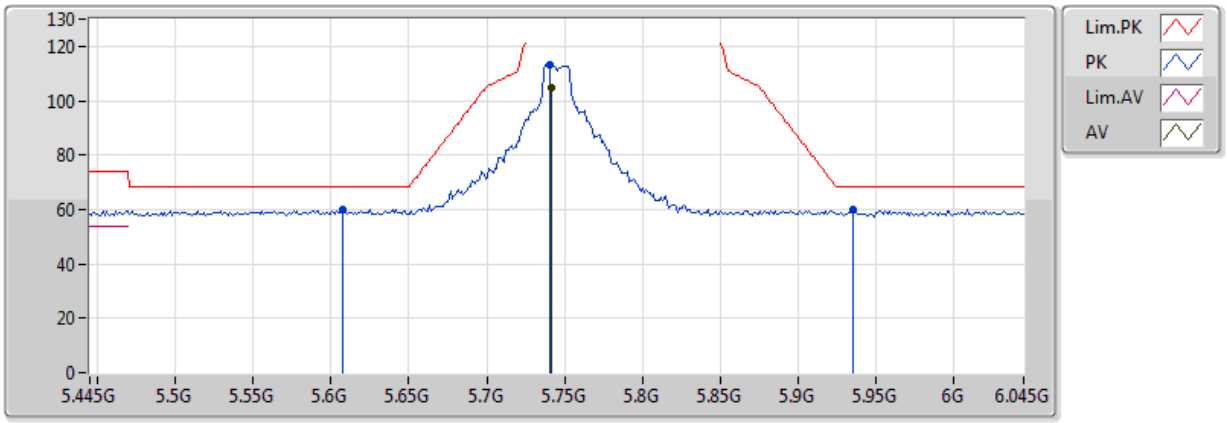

EUT = Z axis

Type	Freq(Hz)	Level(dBuV/m)	Limit(dBuV/m)	Margin(dB)	Factor(dB)	Dist(m)	Pol.(H/V)	Azimuth(°)	Height(m)	Comments
AV	5.7414G	104.93	Inf	-Inf	6.25	3	H	317	1.01	-
PK	5.607G	60.00	68.20	-8.20	6.24	3	H	317	1.01	-
PK	5.7402G	113.29	Inf	-Inf	6.25	3	H	317	1.01	-
PK	5.9358G	59.75	68.20	-8.45	6.18	3	H	317	1.01	-

802.11a_(6Mbps)_1TX

5745MHz_TX

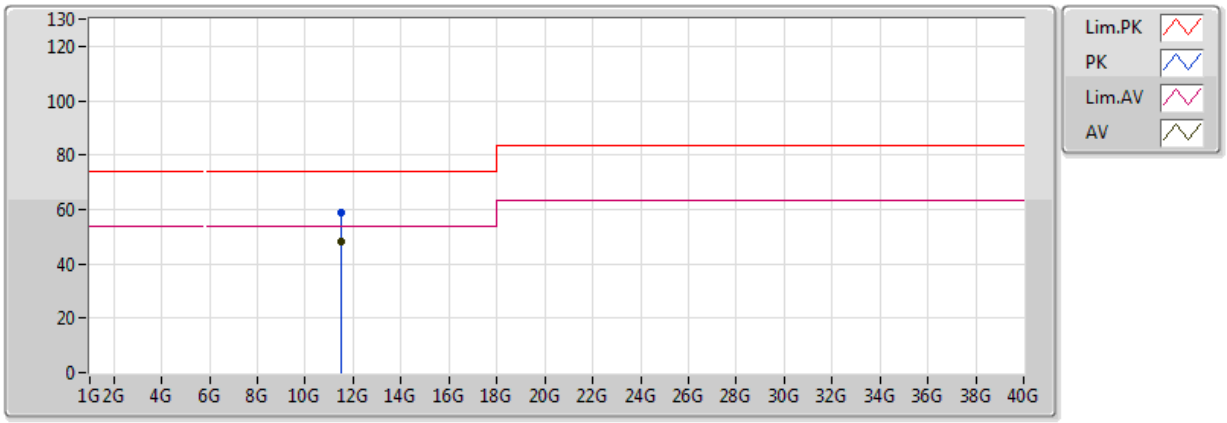

EUT = Z axis

Type	Freq(Hz)	Level(dBuV/m)	Limit(dBuV/m)	Margin(dB)	Factor(dB)	Dist(m)	Pol.(H/V)	Azimuth(°)	Height(m)	Comments
AV	11.49008G	48.32	54.00	-5.68	13.42	3	V	146	2.82	-
PK	11.48952G	58.91	74.00	-15.09	13.42	3	V	146	2.82	-

802.11a_(6Mbps)_1TX

5745MHz_TX

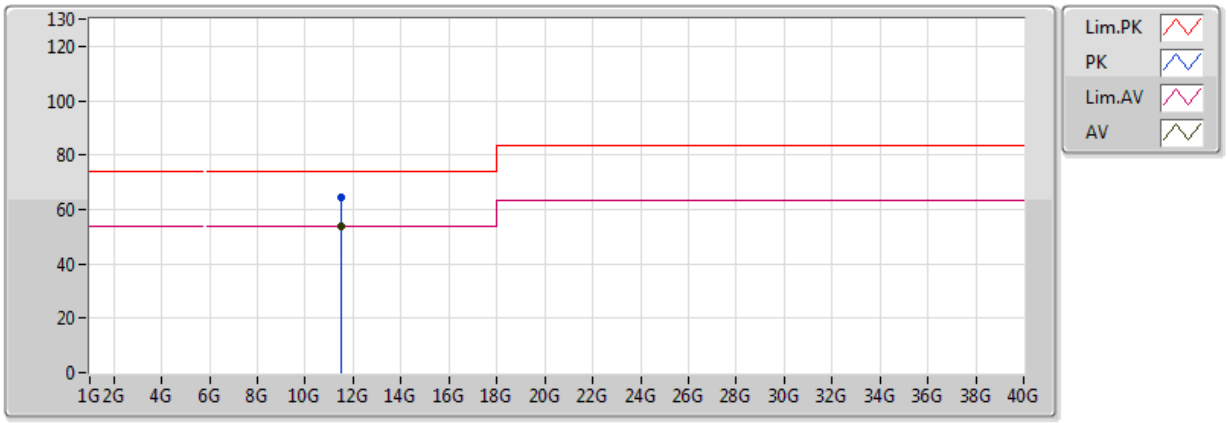

EUT = Z axis

Type	Freq(Hz)	Level(dBuV/m)	Limit(dBuV/m)	Margin(dB)	Factor(dB)	Dist(m)	Pol.(H/V)	Azimuth(°)	Height(m)	Comments
AV	11.48976G	53.91	54.00	-0.09	13.42	3	H	326	1.05	-
PK	11.49016G	64.27	74.00	-9.73	13.42	3	H	326	1.05	-

802.11a_(6Mbps)_1TX

5785MHz_TX

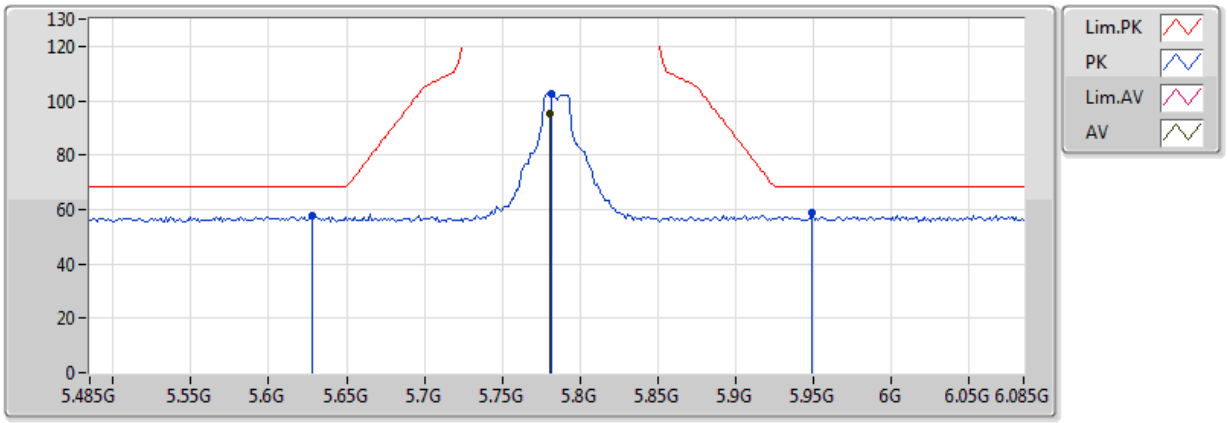

EUT = Z axis

Type	Freq(Hz)	Level(dBuV/m)	Limit(dBuV/m)	Margin(dB)	Factor(dB)	Dist(m)	Pol.(H/V)	Azimuth(°)	Height(m)	Comments
AV	5.7802G	95.06	Inf	-Inf	3.50	3	V	67	3.48	-
PK	5.6278G	57.61	68.20	-10.59	3.38	3	V	67	3.48	-
PK	5.7814G	102.48	Inf	-Inf	3.50	3	V	67	3.48	-
PK	5.9494G	59.10	68.20	-9.10	3.64	3	V	67	3.48	-

802.11a_(6Mbps)_1TX

5785MHz_TX

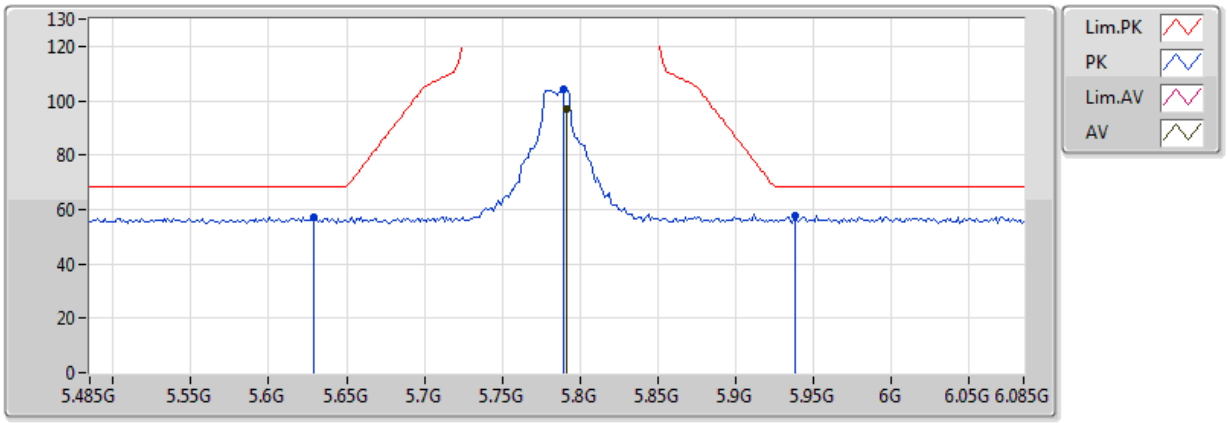

EUT = Z axis

Type	Freq(Hz)	Level(dBuV/m)	Limit(dBuV/m)	Margin(dB)	Factor(dB)	Dist(m)	Pol.(H/V)	Azimuth(°)	Height(m)	Comments
AV	5.791G	96.91	Inf	-Inf	3.50	3	H	43	1.01	-
PK	5.629G	57.34	68.20	-10.86	3.38	3	H	43	1.01	-
PK	5.7898G	103.98	Inf	-Inf	3.50	3	H	43	1.01	-
PK	5.9386G	57.95	68.20	-10.25	3.63	3	H	43	1.01	-

802.11a_(6Mbps)_1TX

5785MHz_TX

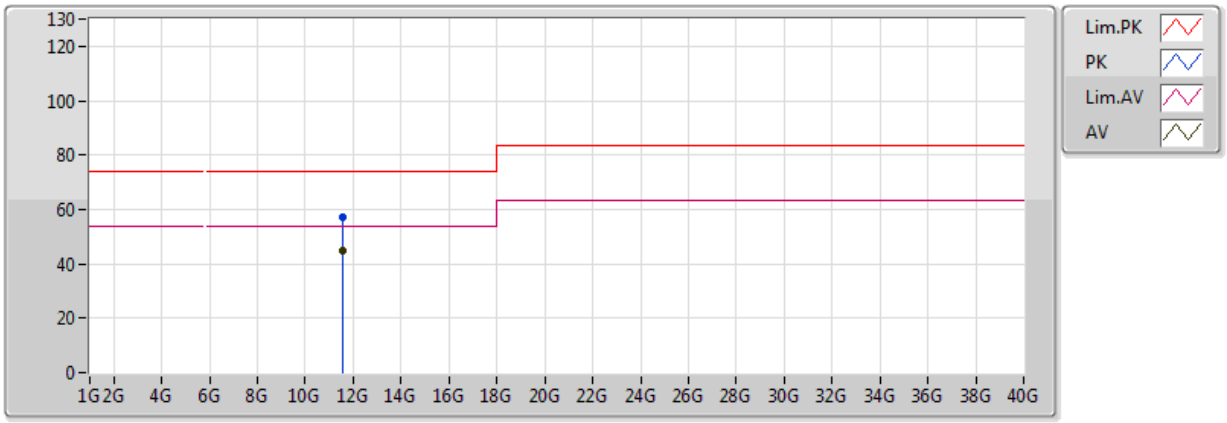

EUT = Z axis

Type	Freq(Hz)	Level(dBuV/m)	Limit(dBuV/m)	Margin(dB)	Factor(dB)	Dist(m)	Pol.(H/V)	Azimuth(°)	Height(m)	Comments
AV	11.57G	44.58	54.00	-9.42	13.49	3	V	52	3.43	-
PK	11.57G	57.10	74.00	-16.90	13.49	3	V	52	3.43	-

802.11a_(6Mbps)_1TX

5785MHz_TX

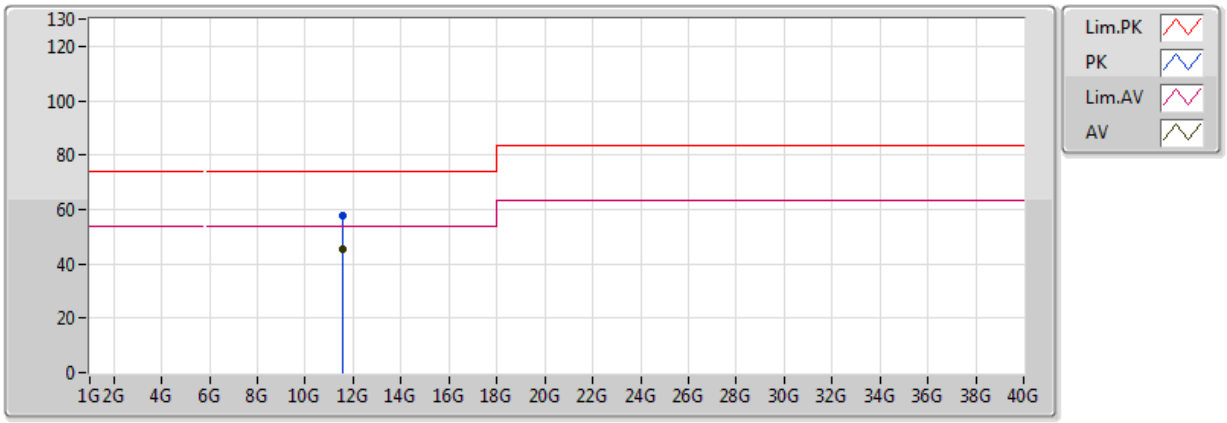

EUT = Z axis

Type	Freq(Hz)	Level(dBuV/m)	Limit(dBuV/m)	Margin(dB)	Factor(dB)	Dist(m)	Pol.(H/V)	Azimuth(°)	Height(m)	Comments
AV	11.57G	45.44	54.00	-8.56	13.49	3	H	323	1.03	-
PK	11.57G	57.45	74.00	-16.55	13.49	3	H	323	1.03	-

802.11a_(6Mbps)_1TX

5825MHz_TX

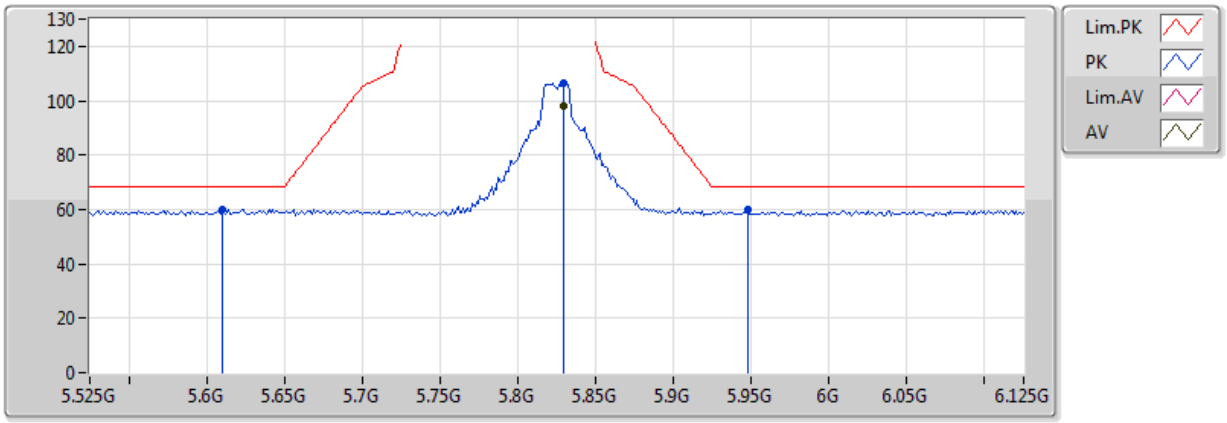

EUT = Z axis

Type	Freq(Hz)	Level(dBuV/m)	Limit(dBuV/m)	Margin(dB)	Factor(dB)	Dist(m)	Pol.(H/V)	Azimuth(°)	Height(m)	Comments
AV	5.8298G	98.11	Inf	-Inf	6.24	3	V	87	2.93	-
PK	5.6102G	60.13	68.20	-8.07	6.24	3	V	87	2.93	-
PK	5.8298G	106.50	Inf	-Inf	6.24	3	V	87	2.93	-
PK	5.9474G	59.74	68.20	-8.46	6.18	3	V	87	2.93	-

802.11a_(6Mbps)_1TX

5825MHz_TX

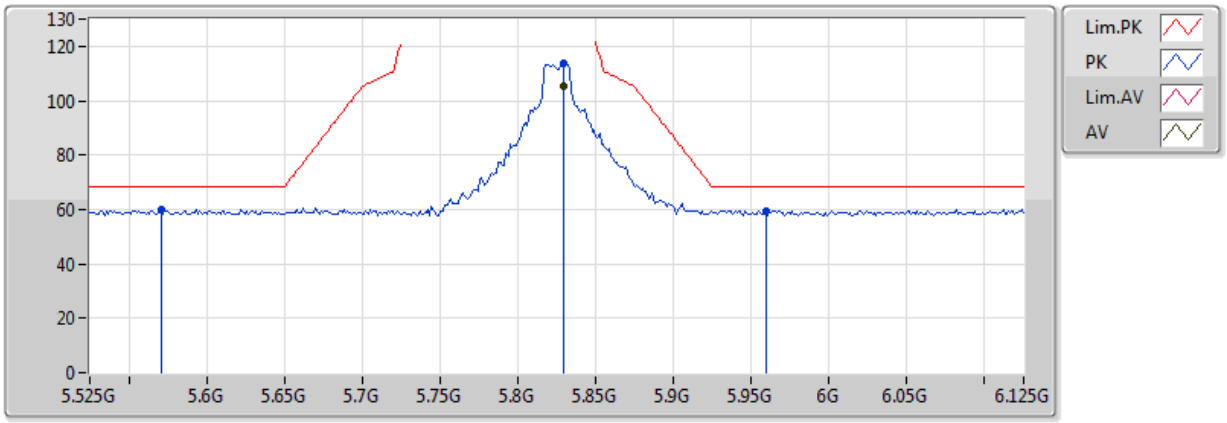

EUT = Z axis

Type	Freq(Hz)	Level(dBuV/m)	Limit(dBuV/m)	Margin(dB)	Factor(dB)	Dist(m)	Pol.(H/V)	Azimuth(°)	Height(m)	Comments
AV	5.8298G	105.47	Inf	-Inf	6.24	3	H	3	1.04	-
PK	5.5706G	60.15	68.20	-8.05	6.22	3	H	3	1.04	-
PK	5.8298G	113.73	Inf	-Inf	6.24	3	H	3	1.04	-
PK	5.9594G	59.63	68.20	-8.57	6.17	3	H	3	1.04	-

802.11a_(6Mbps)_1TX

5825MHz_TX

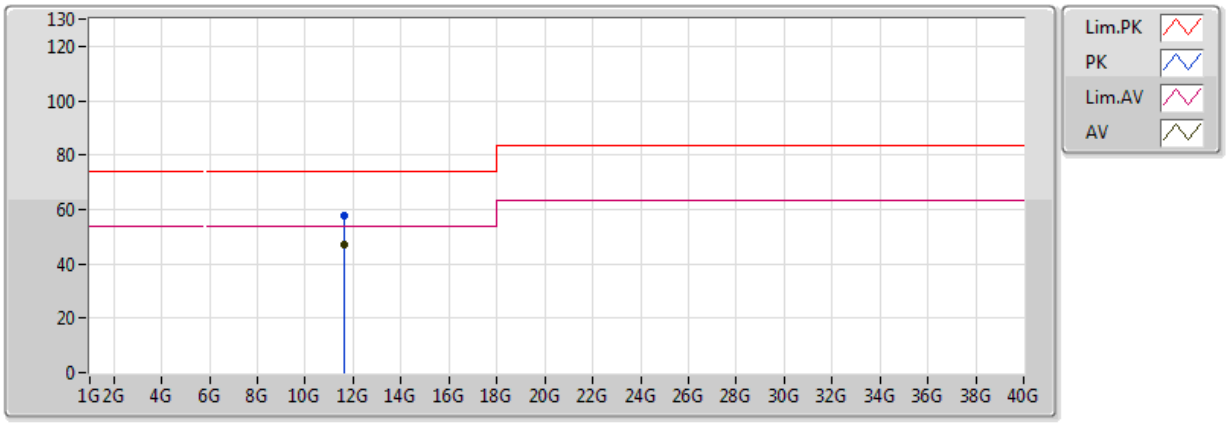

EUT = Z axis

Type	Freq(Hz)	Level(dBuV/m)	Limit(dBuV/m)	Margin(dB)	Factor(dB)	Dist(m)	Pol.(H/V)	Azimuth(°)	Height(m)	Comments
AV	11.65G	47.26	54.00	-6.74	13.58	3	V	150	2.67	-
PK	11.6496G	57.57	74.00	-16.43	13.58	3	V	150	2.67	-

802.11a_(6Mbps)_1TX

5825MHz_TX

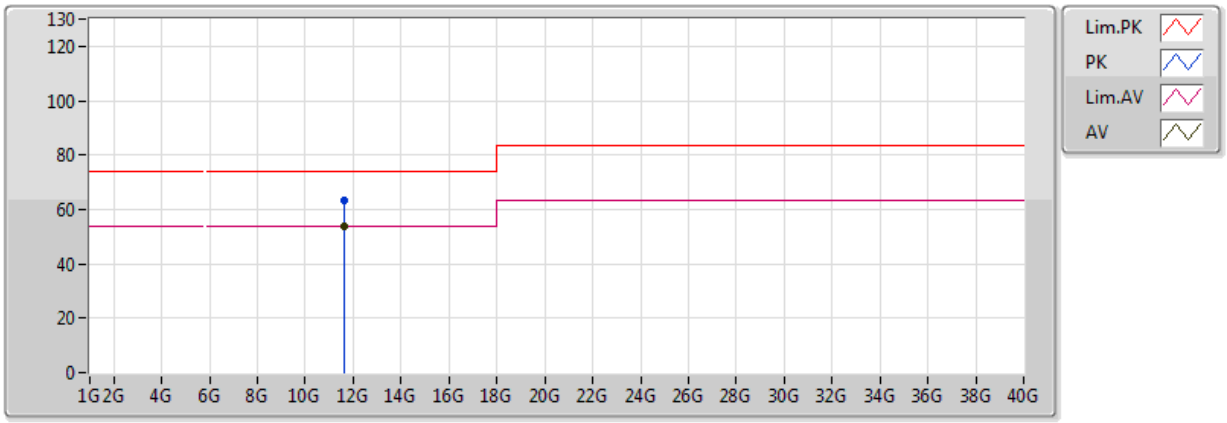

EUT = Z axis

Type	Freq(Hz)	Level(dBuV/m)	Limit(dBuV/m)	Margin(dB)	Factor(dB)	Dist(m)	Pol.(H/V)	Azimuth(°)	Height(m)	Comments
AV	11.6498G	53.86	54.00	-0.14	13.58	3	H	315	1.03	-
PK	11.6498G	63.57	74.00	-10.43	13.58	3	H	315	1.03	-

802.11n HT20_Nss1,(MCS0)_1TX

5180MHz_TX

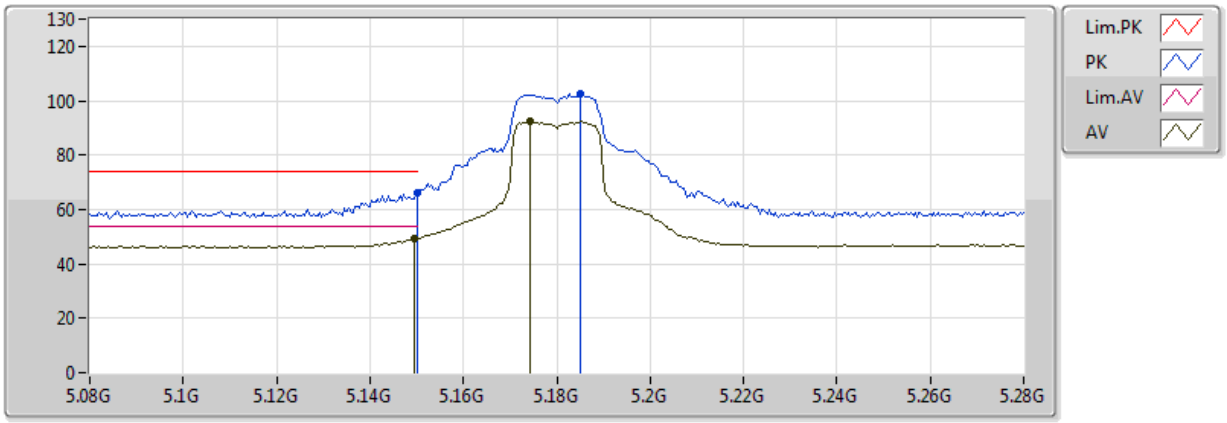

EUT = Z axis

Type	Freq(Hz)	Level(dBuV/m)	Limit(dBuV/m)	Margin(dB)	Factor(dB)	Dist(m)	Pol.(H/V)	Azimuth(°)	Height(m)	Comments
AV	5.1496G	49.31	54.00	-4.69	5.44	3	V	83	2.81	-
AV	5.1744G	92.30	Inf	-Inf	5.50	3	V	83	2.81	-
PK	5.149995G	66.04	74.00	-7.96	5.44	3	V	83	2.81	-
PK	5.1852G	102.80	Inf	-Inf	5.52	3	V	83	2.81	-

802.11n HT20_Nss1,(MCS0)_1TX

5180MHz_TX

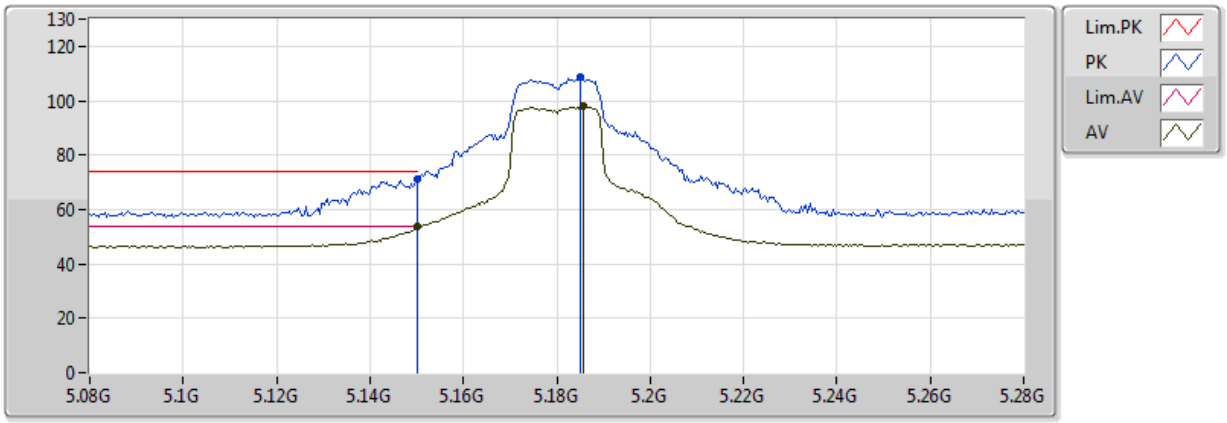

EUT = Z axis

Type	Freq(Hz)	Level(dBuV/m)	Limit(dBuV/m)	Margin(dB)	Factor(dB)	Dist(m)	Pol.(H/V)	Azimuth(°)	Height(m)	Comments
AV	5.149995G	53.52	54.00	-0.48	5.44	3	H	13	1.13	-
AV	5.1856G	98.02	Inf	-Inf	5.52	3	H	13	1.13	-
PK	5.149995G	71.21	74.00	-2.79	5.44	3	H	13	1.13	-
PK	5.1852G	108.68	Inf	-Inf	5.52	3	H	13	1.13	-

802.11n HT20_Nss1,(MCS0)_1TX

5180MHz_TX

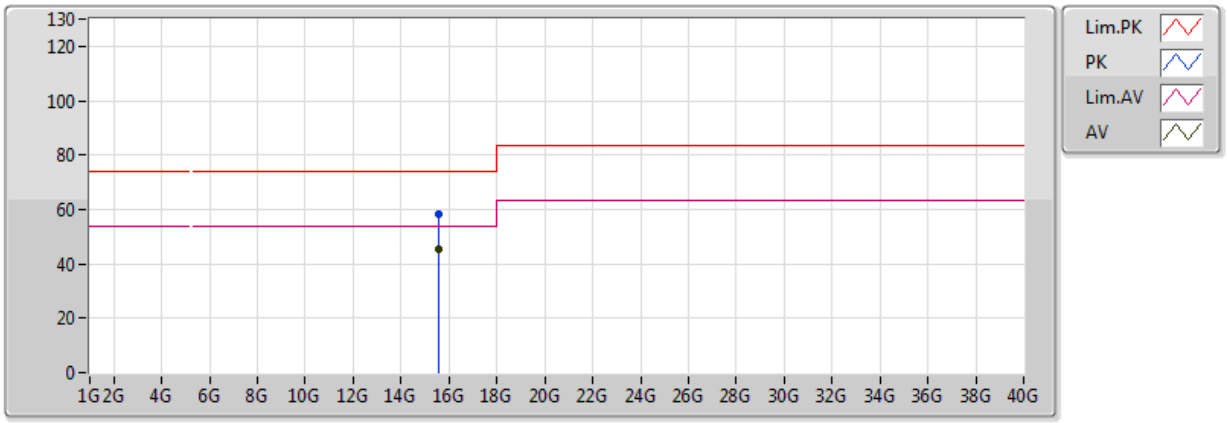

EUT = Z axis

Type	Freq(Hz)	Level(dBuV/m)	Limit(dBuV/m)	Margin(dB)	Factor(dB)	Dist(m)	Pol.(H/V)	Azimuth(°)	Height(m)	Comments
AV	15.54G	45.12	54.00	-8.88	14.65	3	V	0	1.50	-
PK	15.54G	58.00	74.00	-16.00	14.65	3	V	0	1.50	-

802.11n HT20_Nss1,(MCS0)_1TX

5180MHz_TX

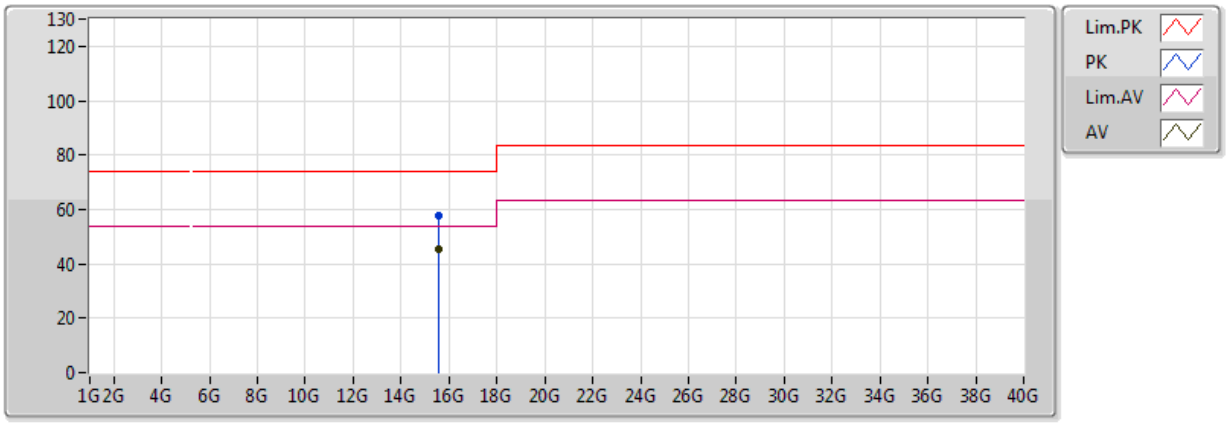

EUT = Z axis

Type	Freq(Hz)	Level(dBuV/m)	Limit(dBuV/m)	Margin(dB)	Factor(dB)	Dist(m)	Pol.(H/V)	Azimuth(°)	Height(m)	Comments
AV	15.54G	45.26	54.00	-8.74	14.65	3	H	360	1.50	-
PK	15.54G	57.77	74.00	-16.23	14.65	3	H	360	1.50	-

802.11n HT20_Nss1,(MCS0)_1TX

5200MHz_TX

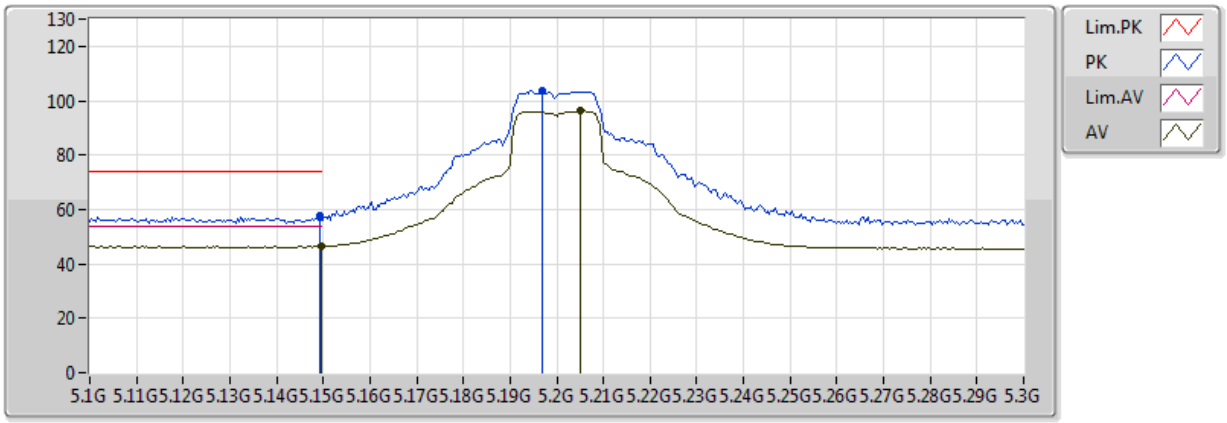

EUT = Z axis

Type	Freq(Hz)	Level(dBuV/m)	Limit(dBuV/m)	Margin(dB)	Factor(dB)	Dist(m)	Pol.(H/V)	Azimuth(°)	Height(m)	Comments
AV	5.1496G	46.47	54.00	-7.53	2.90	3	V	74	3.49	-
AV	5.2052G	96.24	Inf	-Inf	2.96	3	V	74	3.49	-
PK	5.1492G	57.83	74.00	-16.17	2.90	3	V	74	3.49	-
PK	5.1968G	103.92	Inf	-Inf	2.95	3	V	74	3.49	-

802.11n HT20_Nss1,(MCS0)_1TX

5200MHz_TX

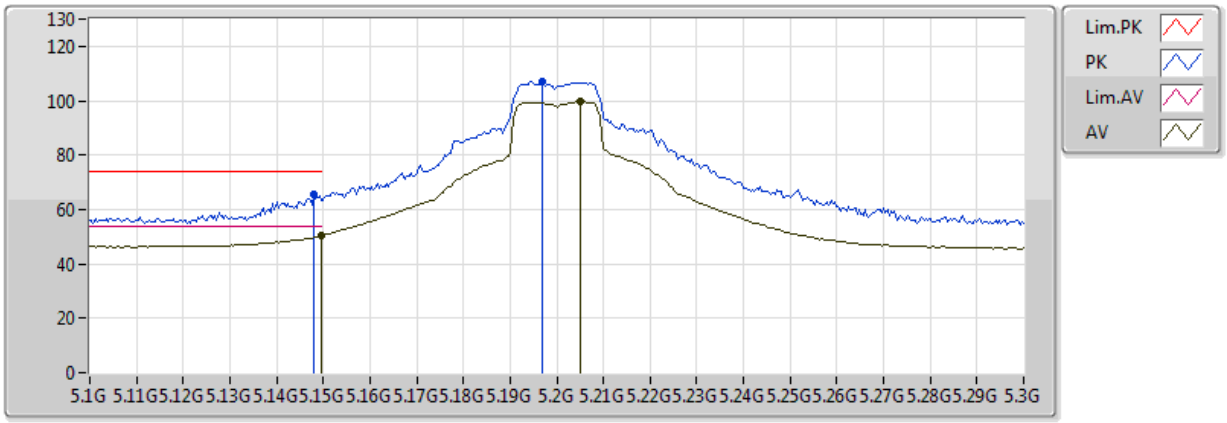

EUT = Z axis

Type	Freq(Hz)	Level(dBuV/m)	Limit(dBuV/m)	Margin(dB)	Factor(dB)	Dist(m)	Pol.(H/V)	Azimuth(°)	Height(m)	Comments
AV	5.1496G	50.21	54.00	-3.79	2.90	3	H	17	1.04	-
AV	5.2052G	99.70	Inf	-Inf	2.96	3	H	17	1.04	-
PK	5.148G	65.32	74.00	-8.68	2.90	3	H	17	1.04	-
PK	5.1968G	107.10	Inf	-Inf	2.95	3	H	17	1.04	-

802.11n HT20_Nss1,(MCS0)_1TX

5200MHz_TX

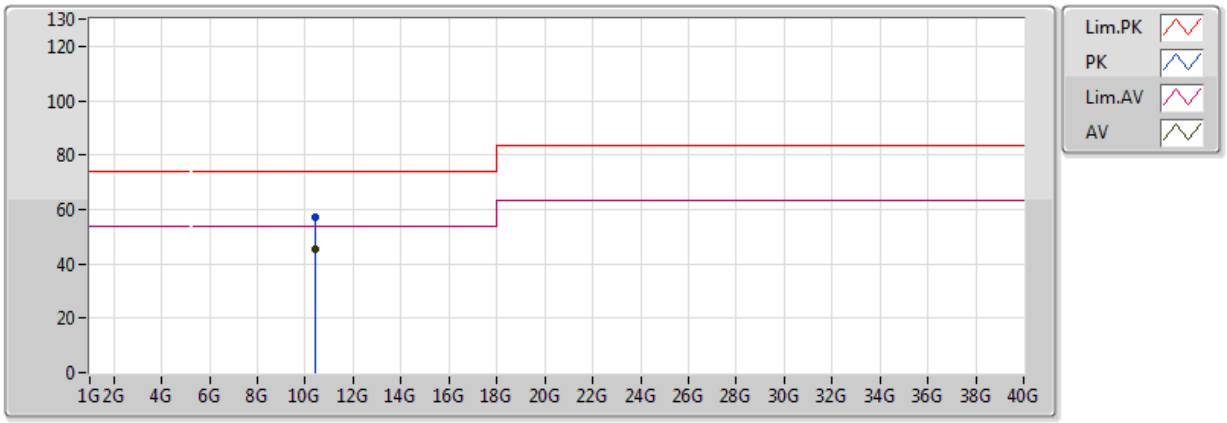

EUT = Z axis

Type	Freq(Hz)	Level(dBuV/m)	Limit(dBuV/m)	Margin(dB)	Factor(dB)	Dist(m)	Pol.(H/V)	Azimuth(°)	Height(m)	Comments
AV	10.4G	45.17	54.00	-8.83	12.89	3	V	208	3.20	-
PK	10.4G	57.17	74.00	-16.83	12.89	3	V	208	3.20	-

802.11n HT20_Nss1,(MCS0)_1TX

5200MHz_TX

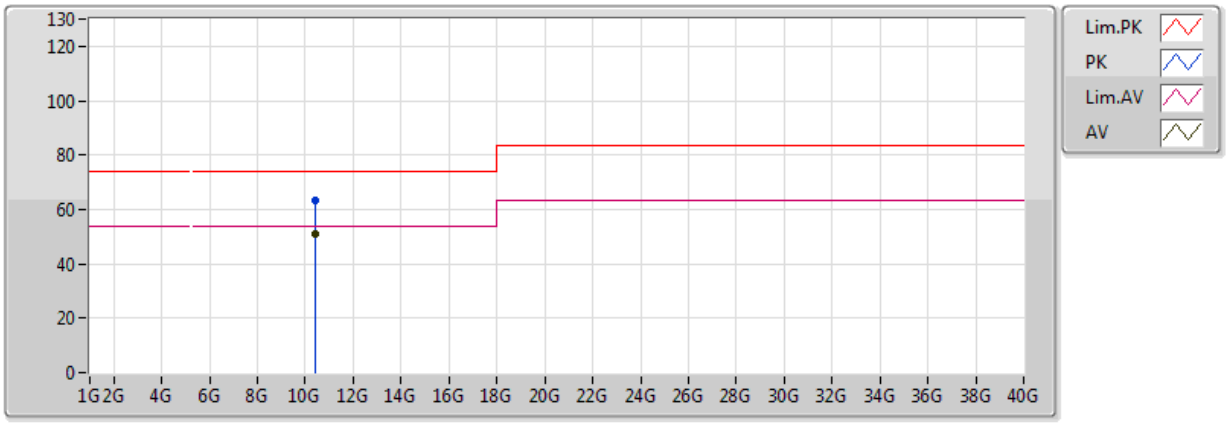

EUT = Z axis

Type	Freq(Hz)	Level(dBuV/m)	Limit(dBuV/m)	Margin(dB)	Factor(dB)	Dist(m)	Pol.(H/V)	Azimuth(°)	Height(m)	Comments
AV	10.4G	51.21	54.00	-2.79	12.89	3	H	341	1.12	-
PK	10.4G	63.49	74.00	-10.51	12.89	3	H	341	1.12	-

802.11n HT20_Nss1,(MCS0)_1TX

5240MHz_TX

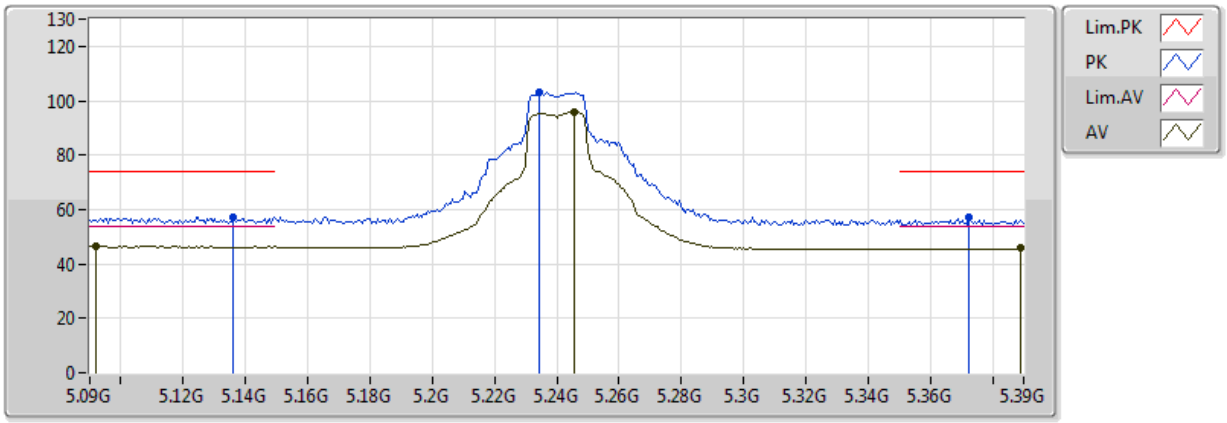

EUT = Z axis

Type	Freq(Hz)	Level(dBuV/m)	Limit(dBuV/m)	Margin(dB)	Factor(dB)	Dist(m)	Pol.(H/V)	Azimuth(°)	Height(m)	Comments
AV	5.2454G	95.90	Inf	-Inf	3.00	3	V	76	3.42	-
AV	5.0918G	46.38	54.00	-7.62	2.84	3	V	76	3.42	-
AV	5.3888G	45.73	54.00	-8.27	3.15	3	V	76	3.42	-
PK	5.2346G	102.95	Inf	-Inf	2.99	3	V	76	3.42	-
PK	5.1362G	57.15	74.00	-16.85	2.89	3	V	76	3.42	-
PK	5.3726G	56.92	74.00	-17.08	3.13	3	V	76	3.42	-

802.11n HT20_Nss1,(MCS0)_1TX

5240MHz_TX

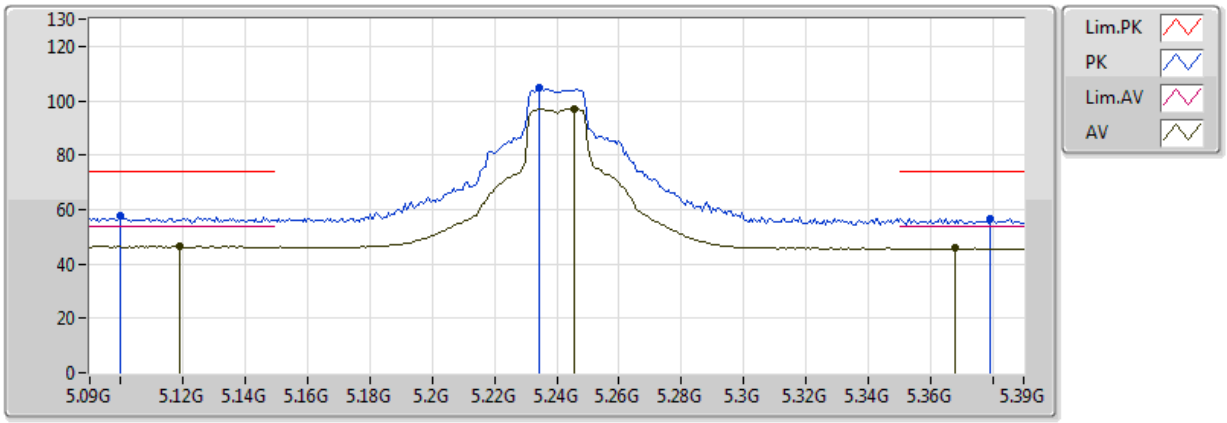

EUT = Z axis

Type	Freq(Hz)	Level(dBuV/m)	Limit(dBuV/m)	Margin(dB)	Factor(dB)	Dist(m)	Pol.(H/V)	Azimuth(°)	Height(m)	Comments
AV	5.1188G	46.38	54.00	-7.62	2.87	3	H	15	1.50	-
AV	5.2454G	97.07	Inf	-Inf	3.00	3	H	15	1.50	-
AV	5.3678G	45.79	54.00	-8.21	3.13	3	H	15	1.50	-
PK	5.0996G	57.73	74.00	-16.27	2.85	3	H	15	1.50	-
PK	5.2346G	104.56	Inf	-Inf	2.99	3	H	15	1.50	-
PK	5.3792G	56.80	74.00	-17.20	3.14	3	H	15	1.50	-

802.11n HT20_Nss1,(MCS0)_1TX

5240MHz_TX

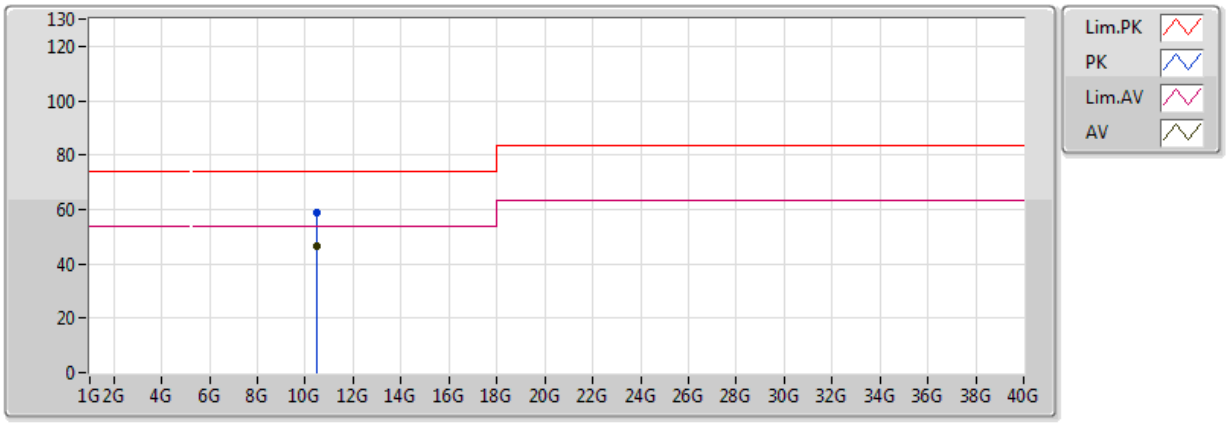

EUT = Z axis

Type	Freq(Hz)	Level(dBuV/m)	Limit(dBuV/m)	Margin(dB)	Factor(dB)	Dist(m)	Pol.(H/V)	Azimuth(°)	Height(m)	Comments
AV	10.48G	46.35	54.00	-7.65	13.10	3	V	130	3.59	-
PK	10.48G	58.75	74.00	-15.25	13.10	3	V	130	3.59	-

802.11n HT20_Nss1,(MCS0)_1TX

5240MHz_TX

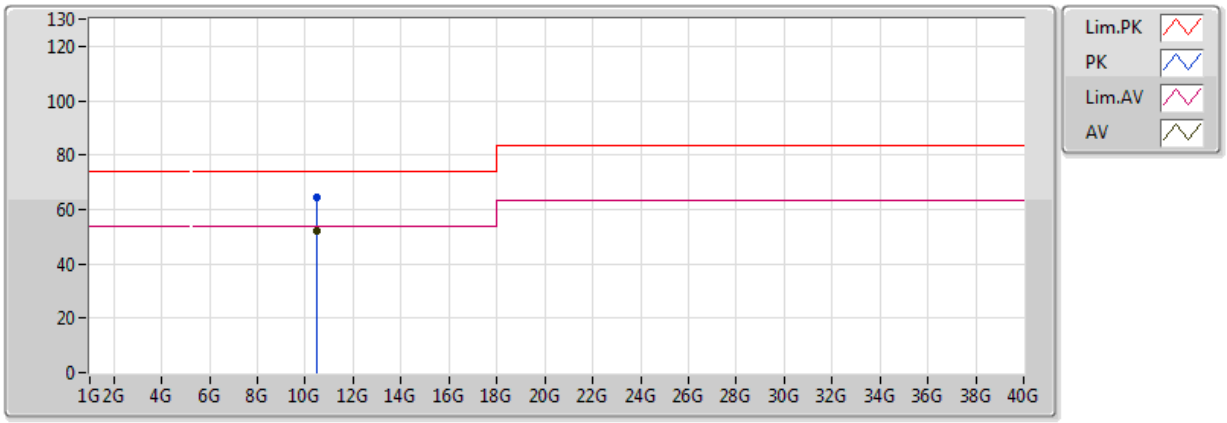

EUT = Z axis

Type	Freq(Hz)	Level(dBuV/m)	Limit(dBuV/m)	Margin(dB)	Factor(dB)	Dist(m)	Pol.(H/V)	Azimuth(°)	Height(m)	Comments
AV	10.48G	52.24	54.00	-1.76	13.10	3	H	343	1.08	-
PK	10.48G	64.51	74.00	-9.49	13.10	3	H	343	1.08	-

802.11n HT20_Nss1,(MCS0)_1TX

5260MHz_TX

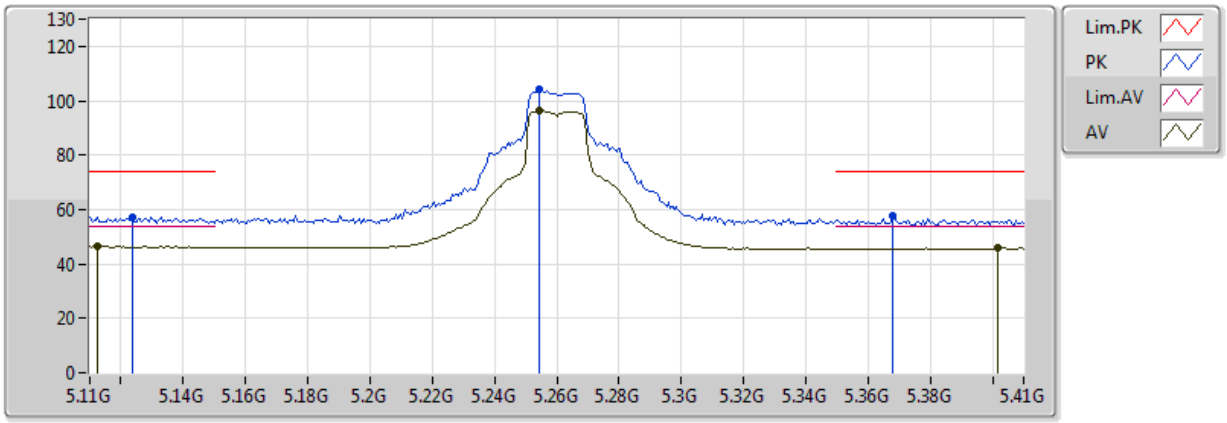

EUT = Z axis

Type	Freq(Hz)	Level(dBuV/m)	Limit(dBuV/m)	Margin(dB)	Factor(dB)	Dist(m)	Pol.(H/V)	Azimuth(°)	Height(m)	Comments
AV	5.1124G	46.39	54.00	-7.61	2.86	3	V	75	3.42	-
AV	5.2546G	96.26	Inf	-Inf	3.01	3	V	75	3.42	-
AV	5.4016G	45.72	54.00	-8.28	3.16	3	V	75	3.42	-
PK	5.1238G	57.43	74.00	-16.57	2.87	3	V	75	3.42	-
PK	5.2546G	104.09	Inf	-Inf	3.01	3	V	75	3.42	-
PK	5.368G	57.53	74.00	-16.47	3.13	3	V	75	3.42	-

802.11n HT20_Nss1,(MCS0)_1TX

5260MHz_TX

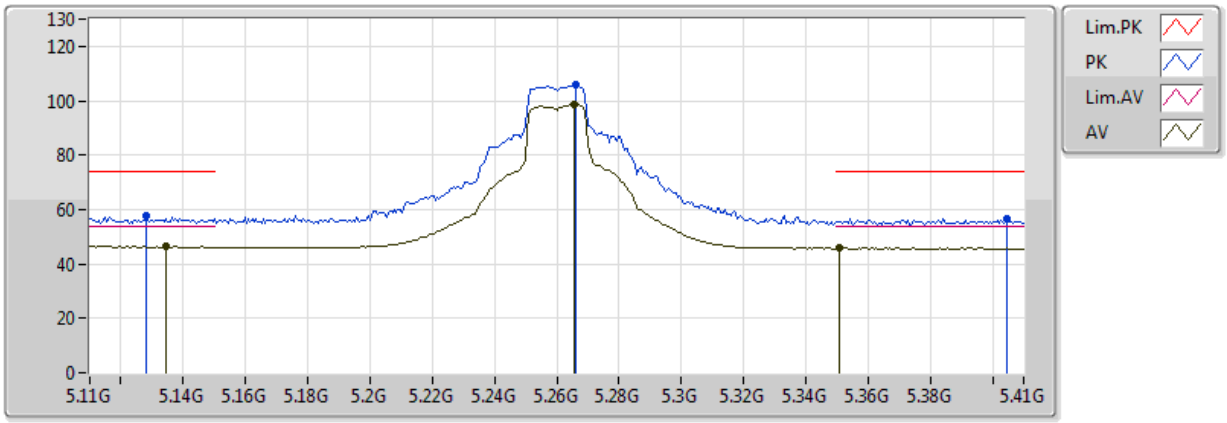

EUT = Z axis

Type	Freq(Hz)	Level(dBuV/m)	Limit(dBuV/m)	Margin(dB)	Factor(dB)	Dist(m)	Pol.(H/V)	Azimuth(°)	Height(m)	Comments
AV	5.1346G	46.40	54.00	-7.60	2.88	3	H	39	1.02	-
AV	5.2654G	98.59	Inf	-Inf	3.02	3	H	39	1.02	-
AV	5.3506G	45.84	54.00	-8.16	3.11	3	H	39	1.02	-
PK	5.128G	57.78	74.00	-16.22	2.88	3	H	39	1.02	-
PK	5.266G	105.72	Inf	-Inf	3.02	3	H	39	1.02	-
PK	5.4046G	56.69	74.00	-17.31	3.17	3	H	39	1.02	-

802.11n HT20_Nss1,(MCS0)_1TX

5260MHz_TX

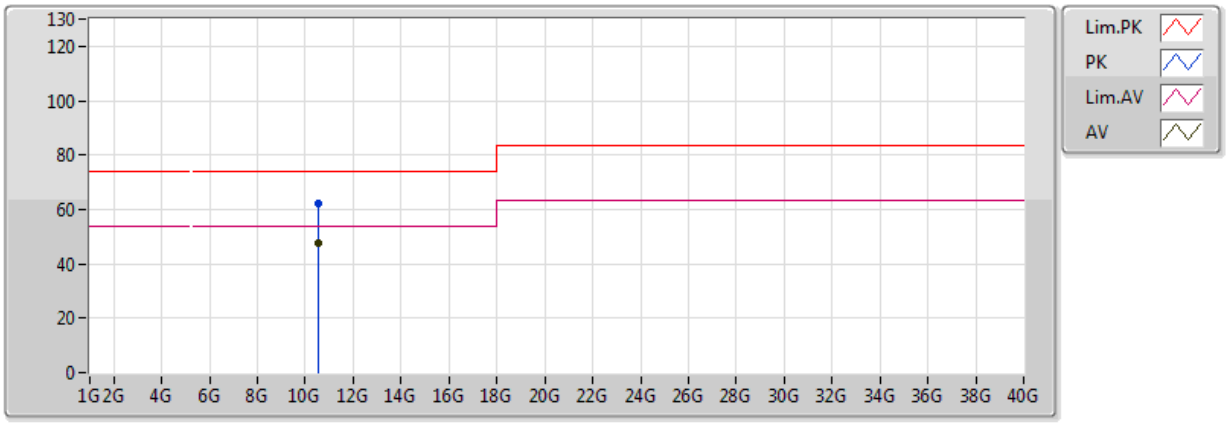

EUT = Z axis

Type	Freq(Hz)	Level(dBuV/m)	Limit(dBuV/m)	Margin(dB)	Factor(dB)	Dist(m)	Pol.(H/V)	Azimuth(°)	Height(m)	Comments
AV	10.52G	47.64	54.00	-6.36	13.20	3	V	41	3.46	-
PK	10.52G	62.16	74.00	-11.84	13.20	3	V	41	3.46	-

802.11n HT20_Nss1,(MCS0)_1TX

5260MHz_TX

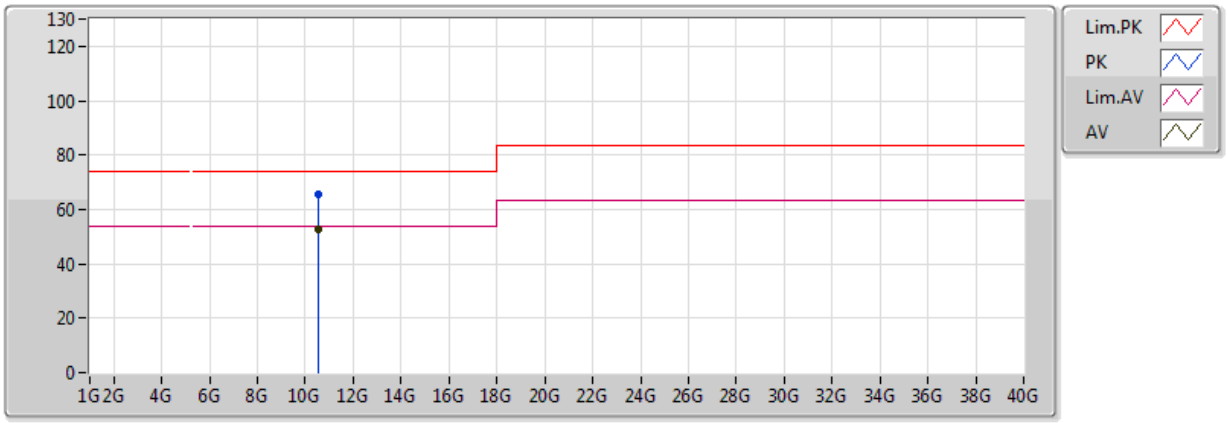

EUT = Z axis

Type	Freq(Hz)	Level(dBuV/m)	Limit(dBuV/m)	Margin(dB)	Factor(dB)	Dist(m)	Pol.(H/V)	Azimuth(°)	Height(m)	Comments
AV	10.52G	52.73	54.00	-1.27	13.20	3	H	339	1.05	-
PK	10.52G	65.32	74.00	-8.68	13.20	3	H	339	1.05	-

802.11n HT20_Nss1,(MCS0)_1TX

5300MHz_TX

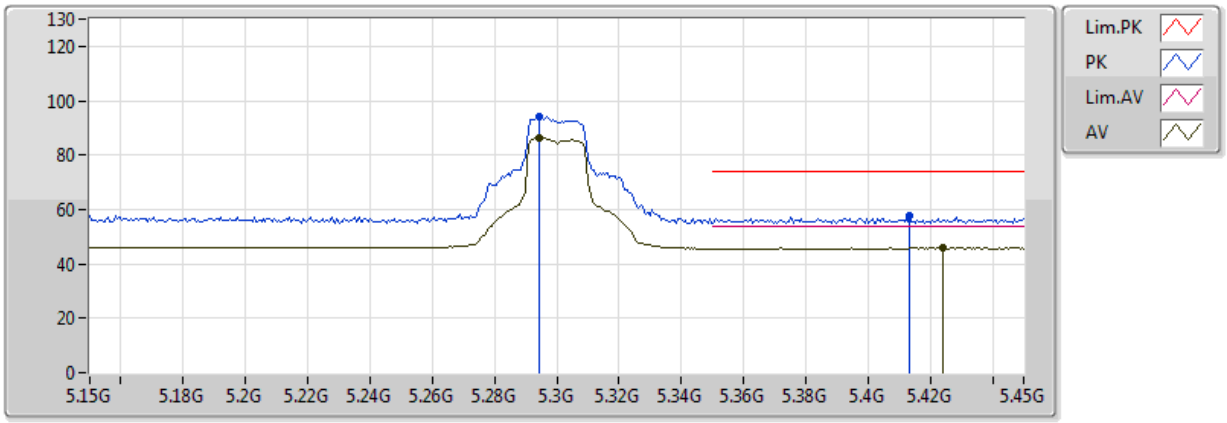

EUT = Z axis

Type	Freq(Hz)	Level(dBuV/m)	Limit(dBuV/m)	Margin(dB)	Factor(dB)	Dist(m)	Pol.(H/V)	Azimuth(°)	Height(m)	Comments
AV	5.2946G	86.41	Inf	-Inf	3.05	3	V	185	1.01	-
AV	5.4242G	45.84	54.00	-8.16	3.19	3	V	185	1.01	-
PK	5.2946G	94.15	Inf	-Inf	3.05	3	V	185	1.01	-
PK	5.4134G	57.53	74.00	-16.47	3.17	3	V	185	1.01	-

802.11n HT20_Nss1,(MCS0)_1TX

5300MHz_TX

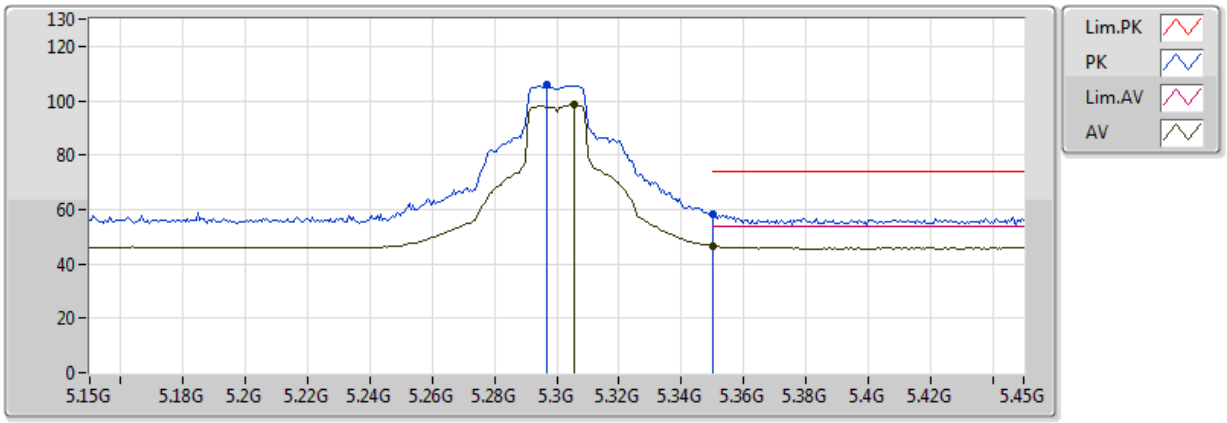

EUT = Z axis

Type	Freq(Hz)	Level(dBuV/m)	Limit(dBuV/m)	Margin(dB)	Factor(dB)	Dist(m)	Pol.(H/V)	Azimuth(°)	Height(m)	Comments
AV	5.3054G	98.51	Inf	-Inf	3.07	3	H	20	1.11	-
AV	5.350005G	46.51	54.00	-7.49	3.11	3	H	20	1.11	-
PK	5.297G	105.78	Inf	-Inf	3.06	3	H	20	1.11	-
PK	5.350005G	58.38	74.00	-15.62	3.11	3	H	20	1.11	-

802.11n HT20_Nss1,(MCS0)_1TX

5300MHz_TX

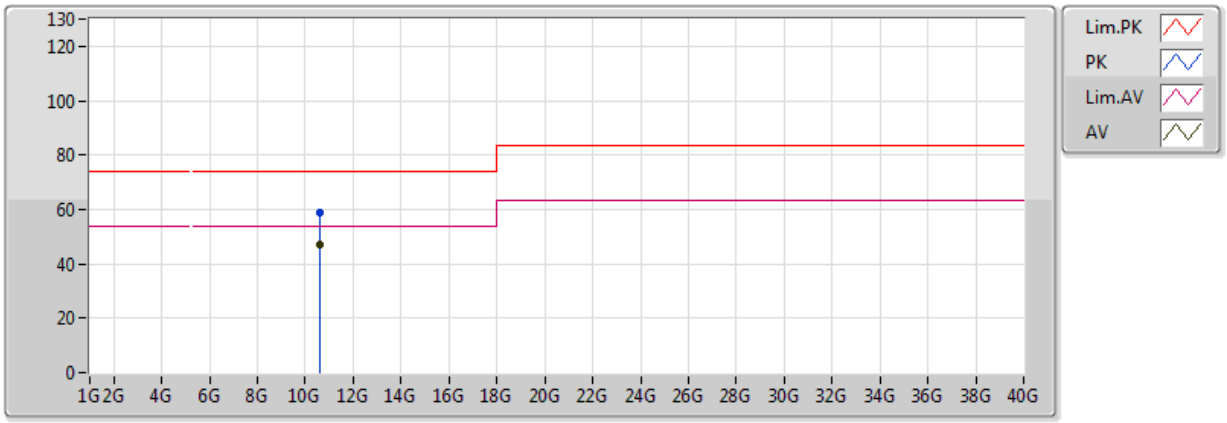

EUT = Z axis

Type	Freq(Hz)	Level(dBuV/m)	Limit(dBuV/m)	Margin(dB)	Factor(dB)	Dist(m)	Pol.(H/V)	Azimuth(°)	Height(m)	Comments
AV	10.6G	47.04	54.00	-6.96	13.41	3	V	197	3.52	-
PK	10.6G	58.74	74.00	-15.26	13.41	3	V	197	3.52	-

802.11n HT20_Nss1,(MCS0)_1TX

5300MHz_TX

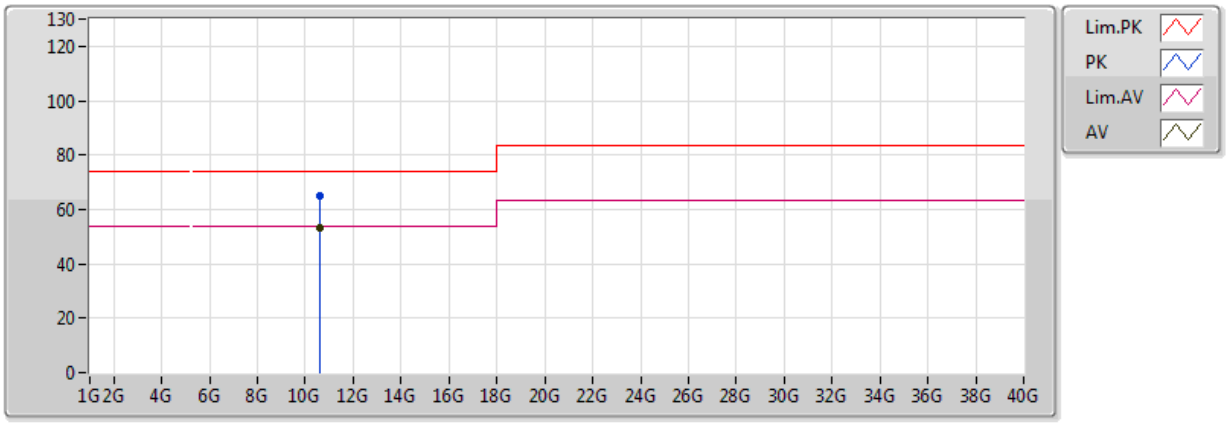

EUT = Z axis

Type	Freq(Hz)	Level(dBuV/m)	Limit(dBuV/m)	Margin(dB)	Factor(dB)	Dist(m)	Pol.(H/V)	Azimuth(°)	Height(m)	Comments
AV	10.6G	53.02	54.00	-0.98	13.41	3	H	337	1.08	-
PK	10.6G	64.97	74.00	-9.03	13.41	3	H	337	1.08	-

802.11n HT20_Nss1,(MCS0)_1TX

5320MHz_TX

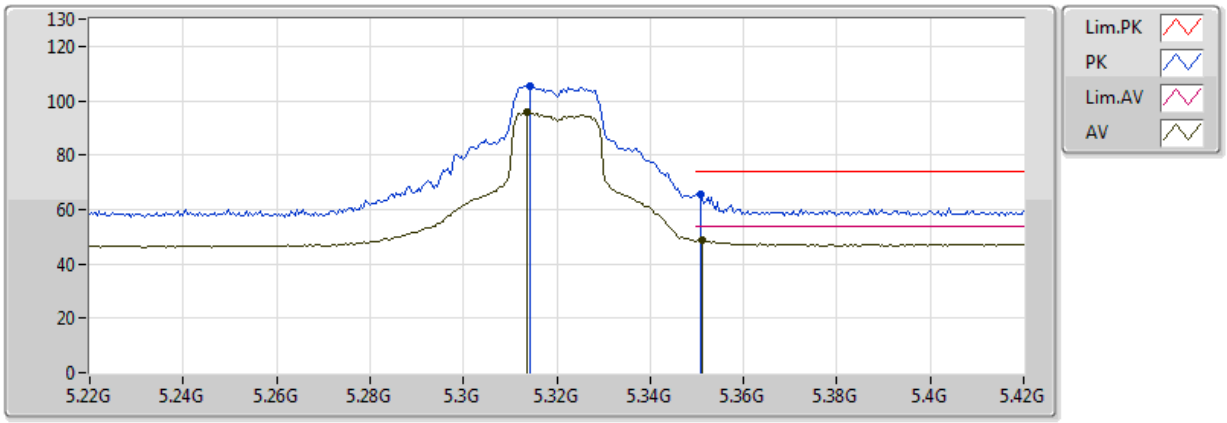

EUT = Z axis

Type	Freq(Hz)	Level(dBuV/m)	Limit(dBuV/m)	Margin(dB)	Factor(dB)	Dist(m)	Pol.(H/V)	Azimuth(°)	Height(m)	Comments
AV	5.3136G	95.66	Inf	-Inf	5.76	3	V	83	2.99	-
AV	5.3512G	48.61	54.00	-5.39	5.83	3	V	83	2.99	-
PK	5.3144G	105.24	Inf	-Inf	5.76	3	V	83	2.99	-
PK	5.3508G	65.70	74.00	-8.30	5.83	3	V	83	2.99	-

802.11n HT20_Nss1,(MCS0)_1TX

5320MHz_TX

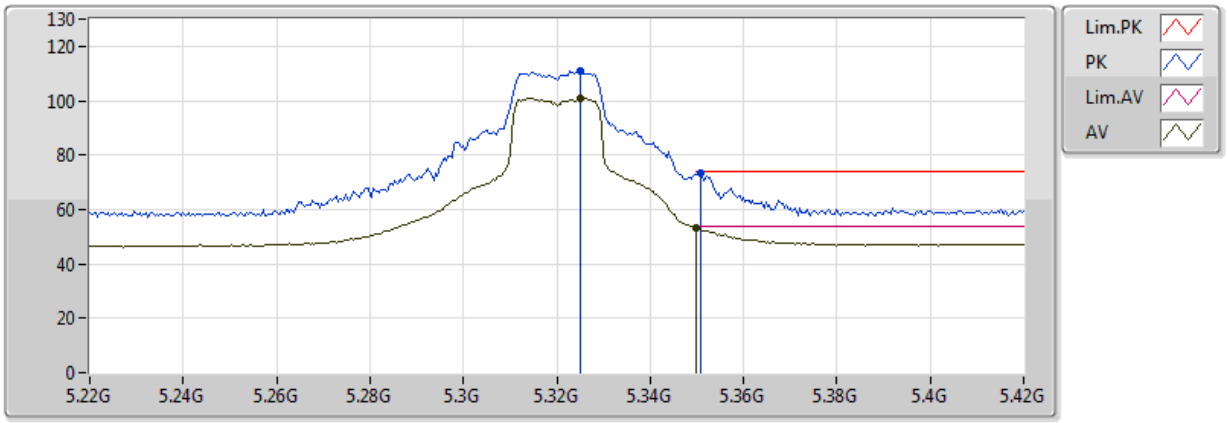

EUT = Z axis

Type	Freq(Hz)	Level(dBuV/m)	Limit(dBuV/m)	Margin(dB)	Factor(dB)	Dist(m)	Pol.(H/V)	Azimuth(°)	Height(m)	Comments
AV	5.3252G	101.04	Inf	-Inf	5.78	3	H	20	1.11	-
AV	5.350005G	53.03	54.00	-0.97	5.83	3	H	20	1.11	-
PK	5.3252G	111.04	Inf	-Inf	5.78	3	H	20	1.11	-
PK	5.3508G	73.63	74.00	-0.37	5.83	3	H	20	1.11	-

802.11n HT20_Nss1,(MCS0)_1TX

5320MHz_TX

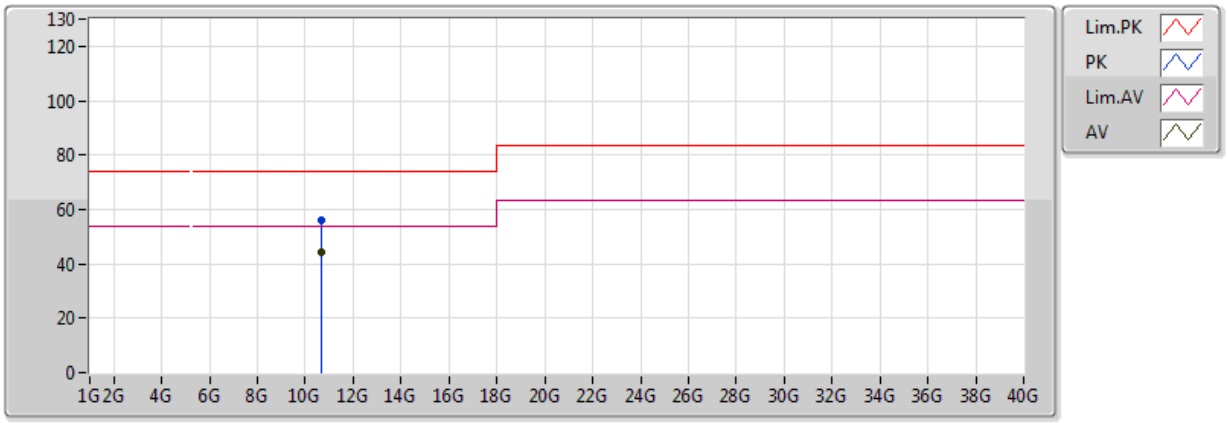

EUT = Z axis

Type	Freq(Hz)	Level(dBuV/m)	Limit(dBuV/m)	Margin(dB)	Factor(dB)	Dist(m)	Pol.(H/V)	Azimuth(°)	Height(m)	Comments
AV	10.64G	44.01	54.00	-9.99	13.52	3	V	106	3.13	-
PK	10.64G	56.11	74.00	-17.89	13.52	3	V	106	3.13	-

802.11n HT20_Nss1,(MCS0)_1TX

5320MHz_TX

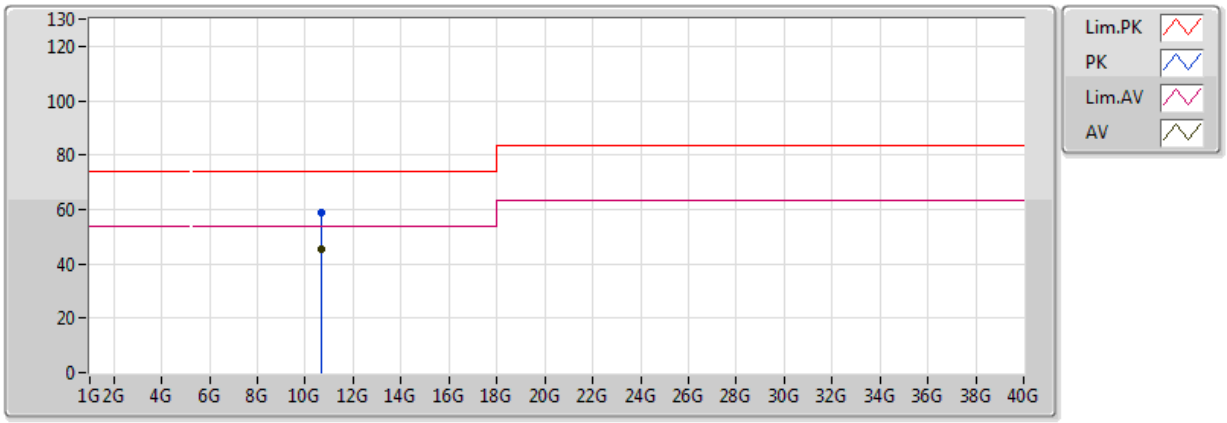

EUT = Z axis

Type	Freq(Hz)	Level(dBuV/m)	Limit(dBuV/m)	Margin(dB)	Factor(dB)	Dist(m)	Pol.(H/V)	Azimuth(°)	Height(m)	Comments
AV	10.64G	45.57	54.00	-8.43	13.52	3	H	338	1.11	-
PK	10.64G	58.61	74.00	-15.39	13.52	3	H	338	1.11	-

802.11n HT20_Nss1,(MCS0)_1TX

5500MHz_TX

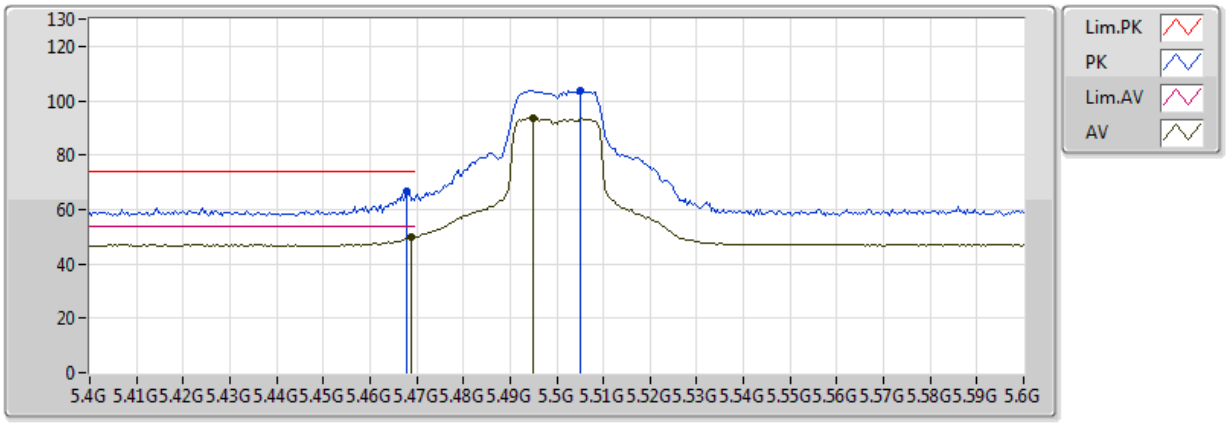

EUT = Z axis

Type	Freq(Hz)	Level(dBuV/m)	Limit(dBuV/m)	Margin(dB)	Factor(dB)	Dist(m)	Pol.(H/V)	Azimuth(°)	Height(m)	Comments
AV	5.4688G	49.60	54.00	-4.40	6.08	3	V	73	2.94	-
AV	5.4948G	93.69	Inf	-Inf	6.15	3	V	73	2.94	-
PK	5.468G	66.67	74.00	-7.33	6.08	3	V	73	2.94	-
PK	5.5052G	103.91	Inf	-Inf	6.16	3	V	73	2.94	-

802.11n HT20_Nss1,(MCS0)_1TX

5500MHz_TX

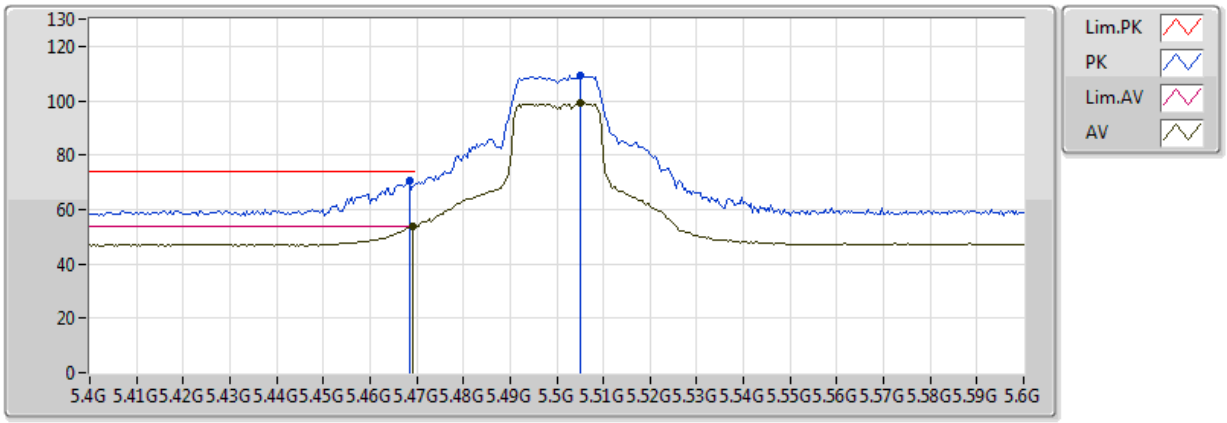

EUT = Z axis

Type	Freq(Hz)	Level(dBuV/m)	Limit(dBuV/m)	Margin(dB)	Factor(dB)	Dist(m)	Pol.(H/V)	Azimuth(°)	Height(m)	Comments
AV	5.4692G	53.84	54.00	-0.16	6.08	3	H	9	1.02	-
AV	5.5052G	99.39	Inf	-Inf	6.16	3	H	9	1.02	-
PK	5.4684G	70.63	74.00	-3.37	6.08	3	H	9	1.02	-
PK	5.5052G	109.40	Inf	-Inf	6.16	3	H	9	1.02	-

802.11n HT20_Nss1,(MCS0)_1TX

5500MHz_TX

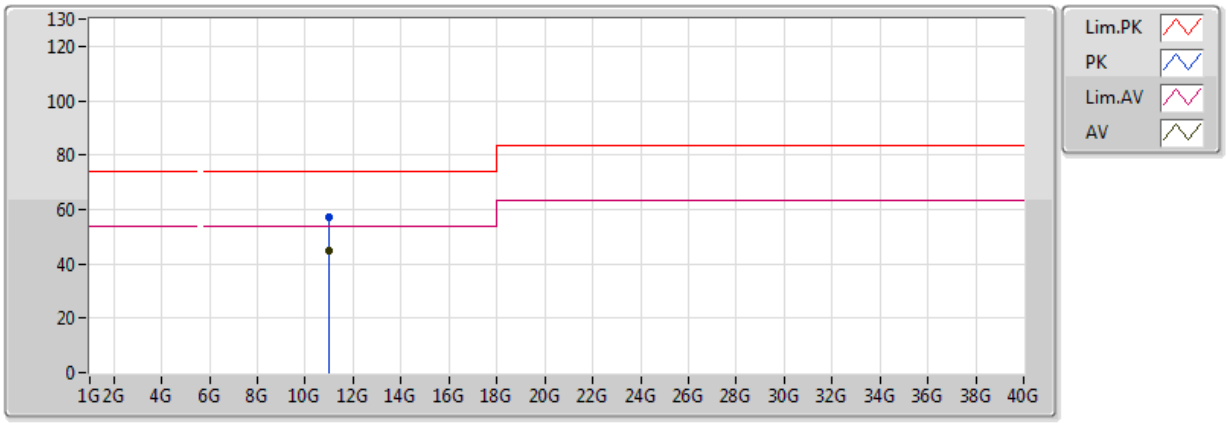

EUT = Z axis

Type	Freq(Hz)	Level(dBuV/m)	Limit(dBuV/m)	Margin(dB)	Factor(dB)	Dist(m)	Pol.(H/V)	Azimuth(°)	Height(m)	Comments
AV	11G	44.83	54.00	-9.17	14.46	3	V	240	1.50	-
PK	11G	56.89	74.00	-17.11	14.46	3	V	240	1.50	-

802.11n HT20_Nss1,(MCS0)_1TX

5500MHz_TX

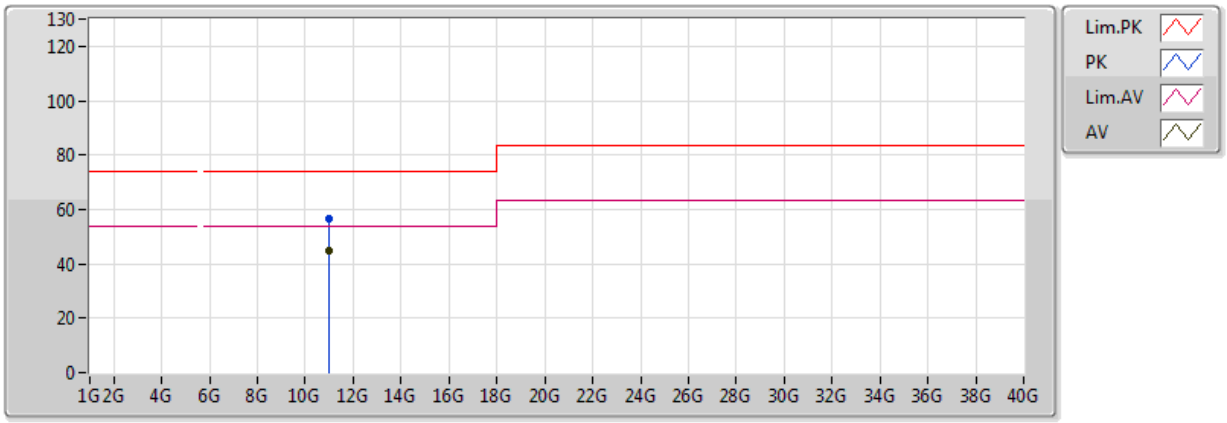

EUT = Z axis

Type	Freq(Hz)	Level(dBuV/m)	Limit(dBuV/m)	Margin(dB)	Factor(dB)	Dist(m)	Pol.(H/V)	Azimuth(°)	Height(m)	Comments
AV	11G	44.93	54.00	-9.07	14.46	3	H	1	1.50	-
PK	11G	56.83	74.00	-17.17	14.46	3	H	1	1.50	-

802.11n HT20_Nss1,(MCS0)_1TX

5580MHz_TX

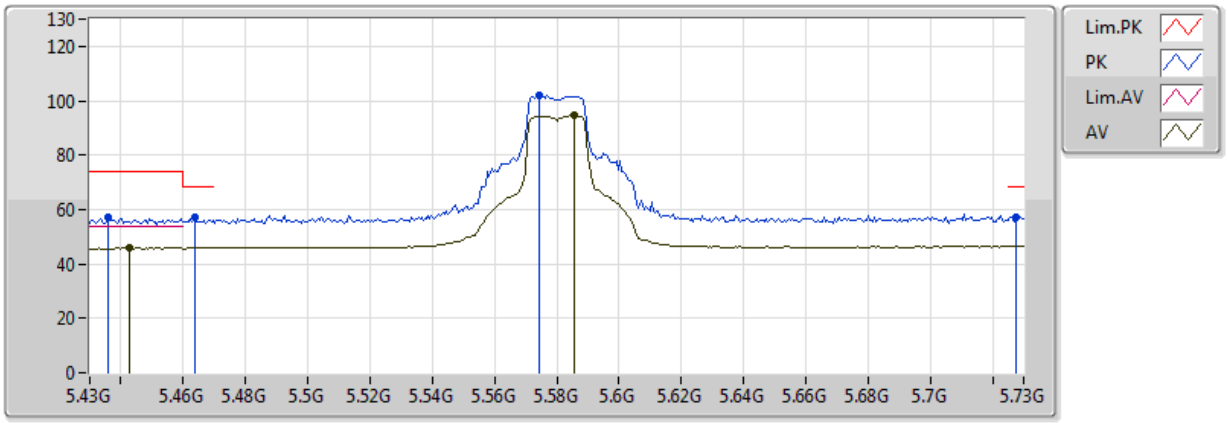

EUT = Z axis

Type	Freq(Hz)	Level(dBuV/m)	Limit(dBuV/m)	Margin(dB)	Factor(dB)	Dist(m)	Pol.(H/V)	Azimuth(°)	Height(m)	Comments
AV	5.4426G	45.85	54.00	-8.15	3.21	3	V	80	3.57	-
AV	5.5854G	94.61	Inf	-Inf	3.34	3	V	80	3.57	-
PK	5.436G	57.10	74.00	-16.90	3.20	3	V	80	3.57	-
PK	5.4636G	57.11	68.20	-11.09	3.23	3	V	80	3.57	-
PK	5.5746G	102.13	Inf	-Inf	3.33	3	V	80	3.57	-
PK	5.7276G	57.10	68.20	-11.10	3.46	3	V	80	3.57	-

802.11n HT20_Nss1,(MCS0)_1TX

5580MHz_TX

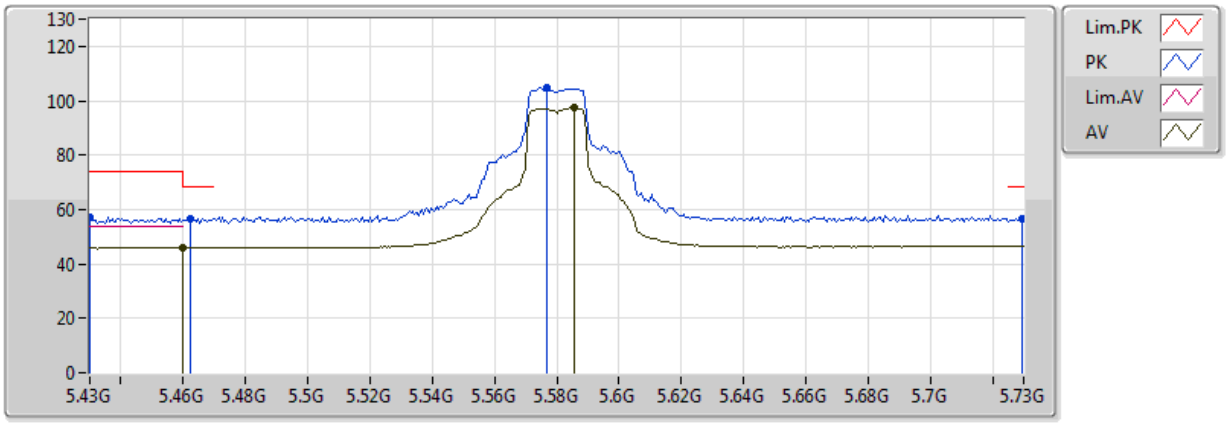

EUT = Z axis

Type	Freq(Hz)	Level(dBuV/m)	Limit(dBuV/m)	Margin(dB)	Factor(dB)	Dist(m)	Pol.(H/V)	Azimuth(°)	Height(m)	Comments
AV	5.46G	45.94	54.00	-8.06	3.23	3	H	32	1.06	-
AV	5.5854G	97.46	Inf	-Inf	3.34	3	H	32	1.06	-
PK	5.43G	57.10	74.00	-16.90	3.19	3	H	32	1.06	-
PK	5.4624G	56.62	68.20	-11.58	3.23	3	H	32	1.06	-
PK	5.577G	104.59	Inf	-Inf	3.33	3	H	32	1.06	-
PK	5.7294G	56.83	68.20	-11.37	3.46	3	H	32	1.06	-

802.11n HT20_Nss1,(MCS0)_1TX

5580MHz_TX

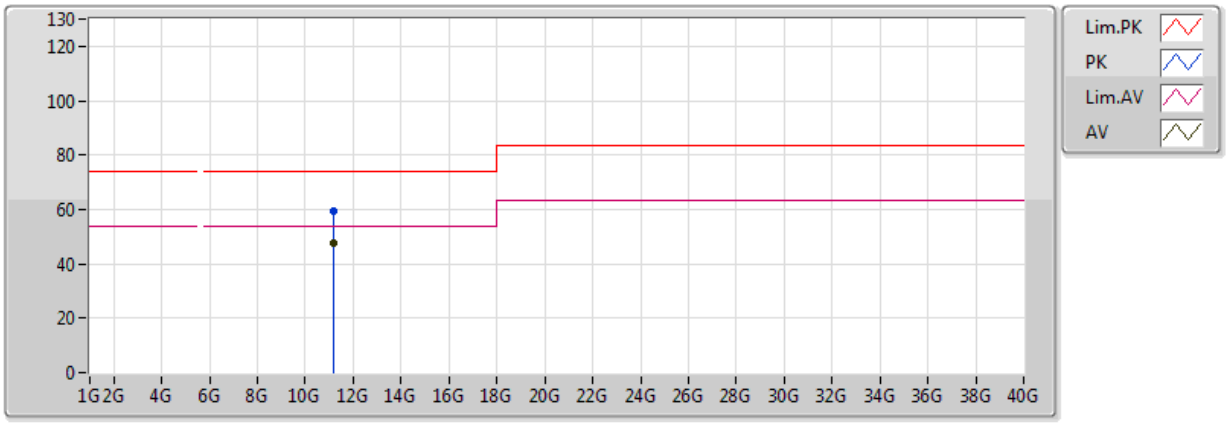

EUT = Z axis

Type	Freq(Hz)	Level(dBuV/m)	Limit(dBuV/m)	Margin(dB)	Factor(dB)	Dist(m)	Pol.(H/V)	Azimuth(°)	Height(m)	Comments
AV	11.16G	47.47	54.00	-6.53	14.19	3	V	323	1.21	-
PK	11.16G	59.21	74.00	-14.79	14.19	3	V	323	1.21	-

802.11n HT20_Nss1,(MCS0)_1TX

5580MHz_TX

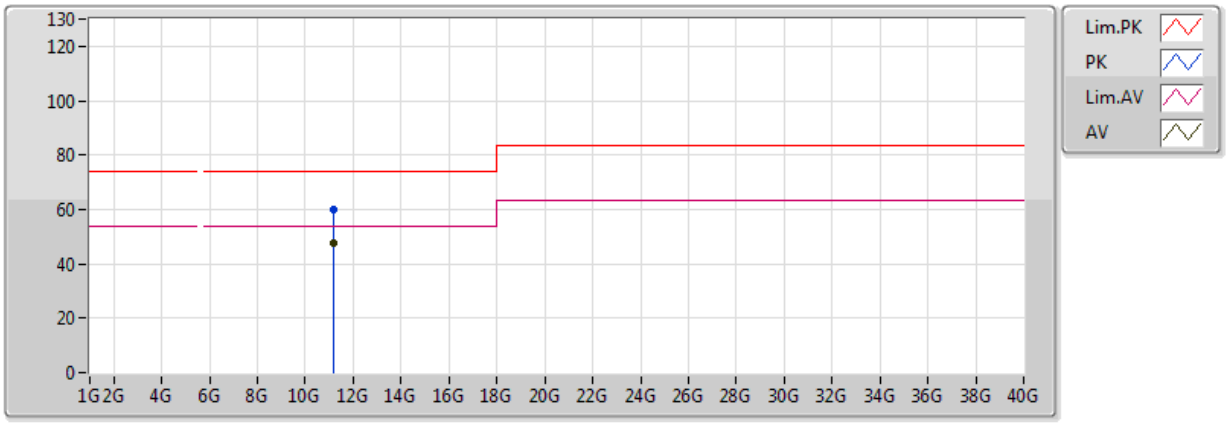

EUT = Z axis

Type	Freq(Hz)	Level(dBuV/m)	Limit(dBuV/m)	Margin(dB)	Factor(dB)	Dist(m)	Pol.(H/V)	Azimuth(°)	Height(m)	Comments
AV	11.16G	47.79	54.00	-6.21	14.19	3	H	340	1.15	-
PK	11.16G	59.87	74.00	-14.13	14.19	3	H	340	1.15	-

802.11n HT20_Nss1,(MCS0)_1TX

5700MHz_TX

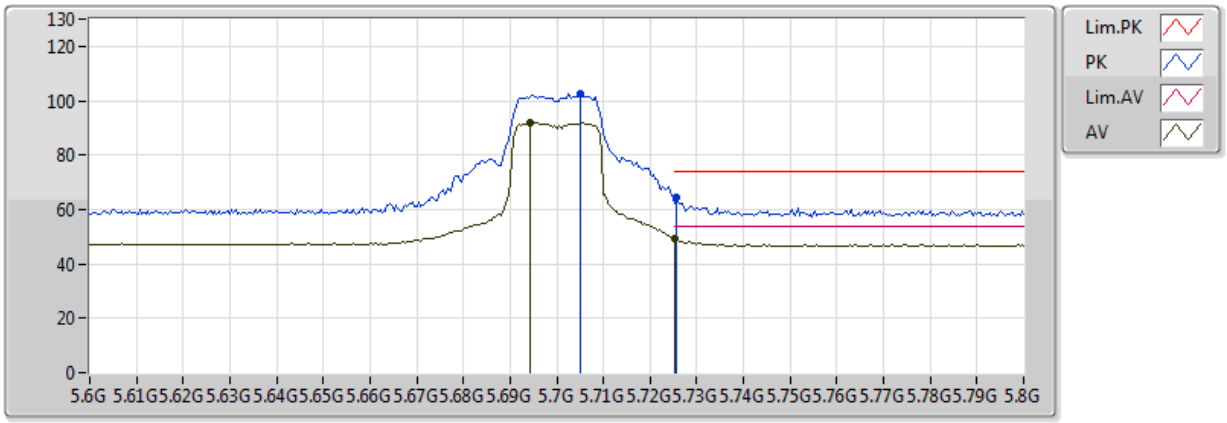

EUT = Z axis

Type	Freq(Hz)	Level(dBuV/m)	Limit(dBuV/m)	Margin(dB)	Factor(dB)	Dist(m)	Pol.(H/V)	Azimuth(°)	Height(m)	Comments
AV	5.6944G	91.84	Inf	-Inf	6.25	3	V	76	2.90	-
AV	5.7252G	49.34	54.00	-4.66	6.25	3	V	76	2.90	-
PK	5.7052G	102.72	Inf	-Inf	6.25	3	V	76	2.90	-
PK	5.7256G	64.32	74.00	-9.68	6.25	3	V	76	2.90	-

802.11n HT20_Nss1,(MCS0)_1TX

5700MHz_TX

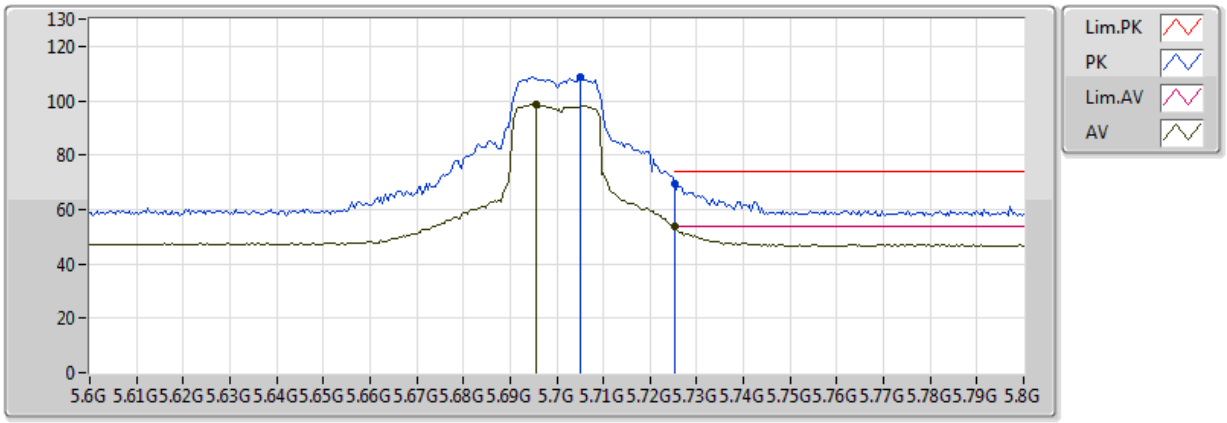

EUT = Z axis

Type	Freq(Hz)	Level(dBuV/m)	Limit(dBuV/m)	Margin(dB)	Factor(dB)	Dist(m)	Pol.(H/V)	Azimuth(°)	Height(m)	Comments
AV	5.6956G	98.41	Inf	-Inf	6.25	3	H	10	1.01	-
AV	5.7252G	53.58	54.00	-0.42	6.25	3	H	10	1.01	-
PK	5.7052G	108.60	Inf	-Inf	6.25	3	H	10	1.01	-
PK	5.7252G	69.73	74.00	-4.27	6.25	3	H	10	1.01	-

802.11n HT20_Nss1,(MCS0)_1TX

5700MHz_TX

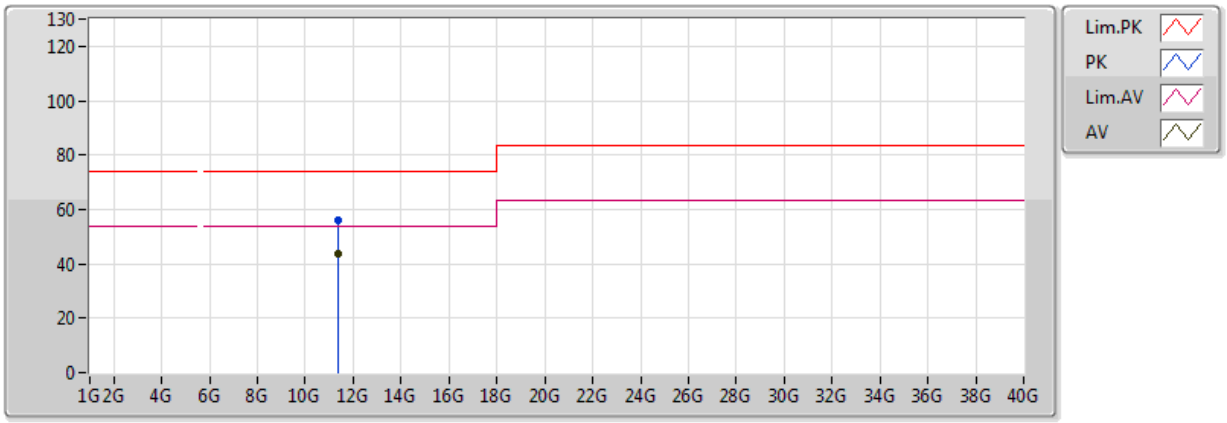

EUT = Z axis

Type	Freq(Hz)	Level(dBuV/m)	Limit(dBuV/m)	Margin(dB)	Factor(dB)	Dist(m)	Pol.(H/V)	Azimuth(°)	Height(m)	Comments
AV	11.4G	43.96	54.00	-10.04	13.78	3	V	0	1.50	-
PK	11.4G	55.89	74.00	-18.11	13.78	3	V	0	1.50	-

802.11n HT20_Nss1,(MCS0)_1TX

5700MHz_TX

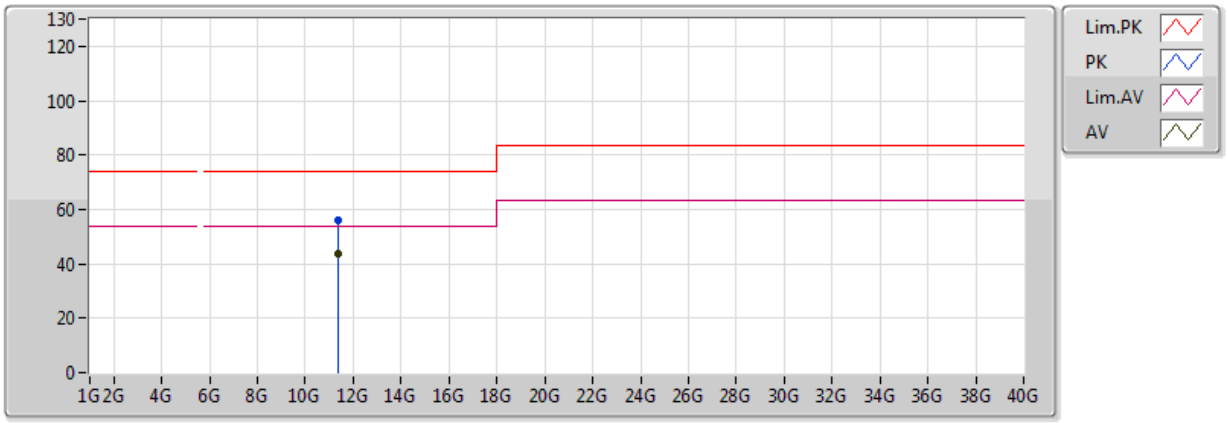

EUT = Z axis

Type	Freq(Hz)	Level(dBuV/m)	Limit(dBuV/m)	Margin(dB)	Factor(dB)	Dist(m)	Pol.(H/V)	Azimuth(°)	Height(m)	Comments
AV	11.4G	43.91	54.00	-10.09	13.78	3	H	360	1.50	-
PK	11.4G	55.92	74.00	-18.08	13.78	3	H	360	1.50	-

802.11n HT20_Nss1,(MCS0)_1TX

5745MHz_TX

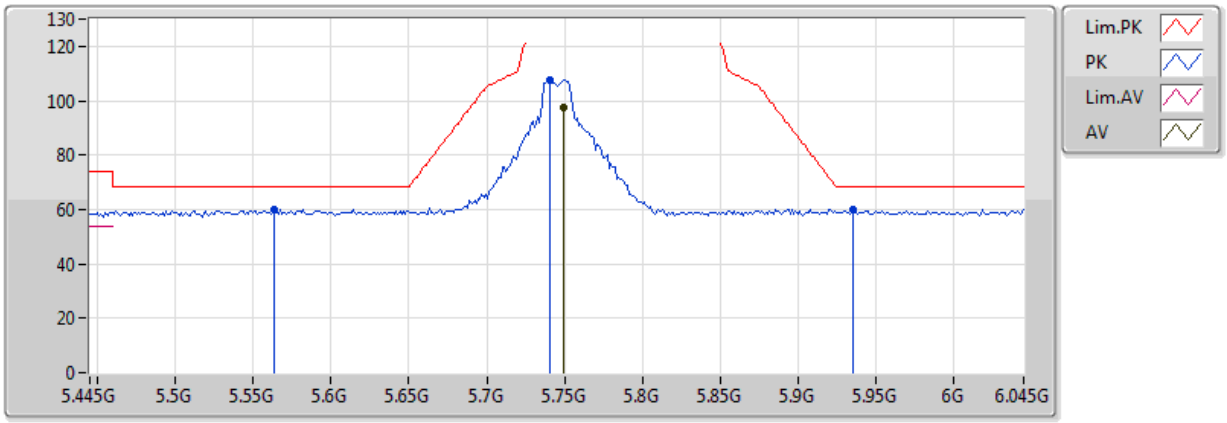

EUT = Z axis

Type	Freq(Hz)	Level(dBuV/m)	Limit(dBuV/m)	Margin(dB)	Factor(dB)	Dist(m)	Pol.(H/V)	Azimuth(°)	Height(m)	Comments
AV	5.7498G	97.71	Inf	-Inf	6.25	3	V	61	2.98	-
PK	5.5638G	59.82	68.20	-8.38	6.21	3	V	61	2.98	-
PK	5.7402G	107.58	Inf	-Inf	6.25	3	V	61	2.98	-
PK	5.9358G	59.69	68.20	-8.51	6.18	3	V	61	2.98	-

802.11n HT20_Nss1,(MCS0)_1TX

5745MHz_TX

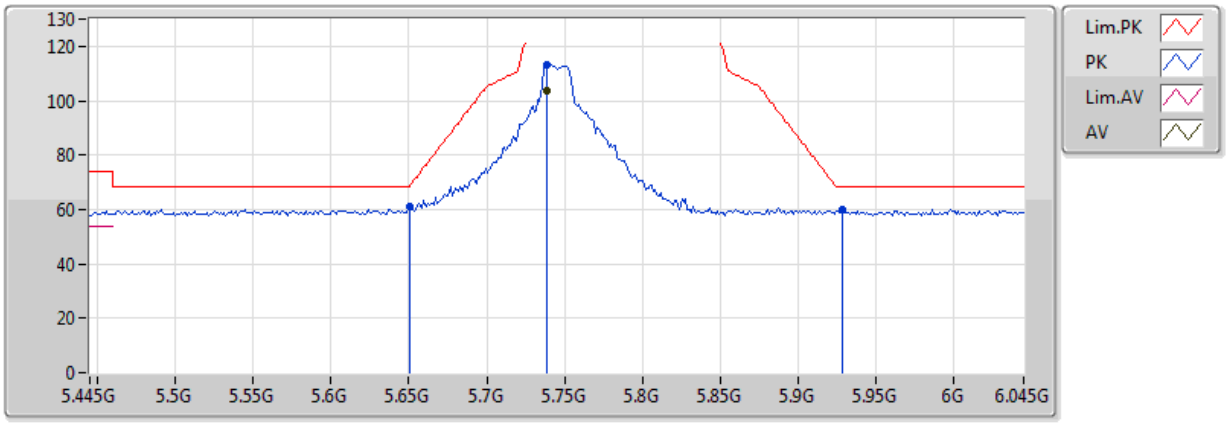

EUT = Z axis

Type	Freq(Hz)	Level(dBuV/m)	Limit(dBuV/m)	Margin(dB)	Factor(dB)	Dist(m)	Pol.(H/V)	Azimuth(°)	Height(m)	Comments
AV	5.739G	103.41	Inf	-Inf	6.25	3	H	321	1.01	-
PK	5.6502G	60.98	68.35	-7.37	6.25	3	H	321	1.01	-
PK	5.739G	113.05	Inf	-Inf	6.25	3	H	321	1.01	-
PK	5.9286G	59.76	68.20	-8.44	6.19	3	H	321	1.01	-

802.11n HT20_Nss1,(MCS0)_1TX

5745MHz_TX

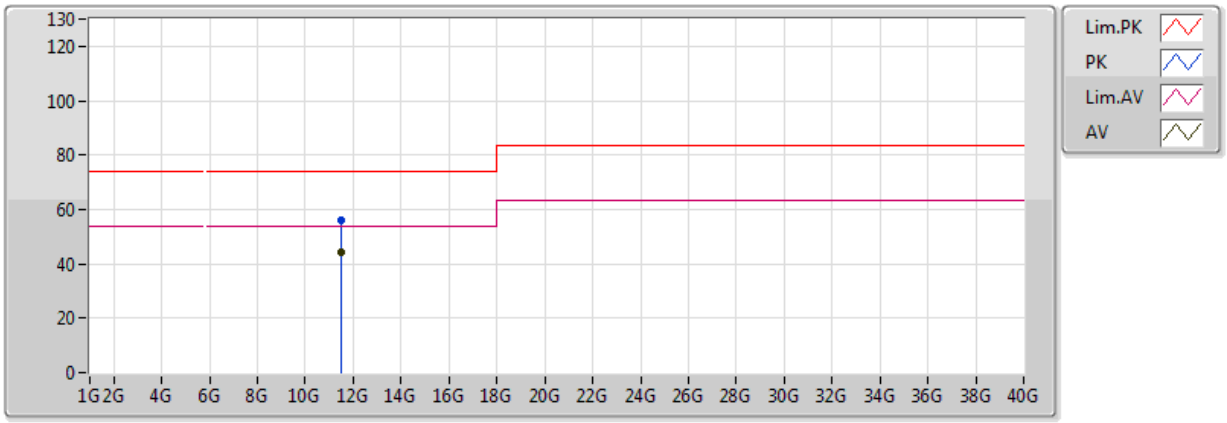

EUT = Z axis

Type	Freq(Hz)	Level(dBuV/m)	Limit(dBuV/m)	Margin(dB)	Factor(dB)	Dist(m)	Pol.(H/V)	Azimuth(°)	Height(m)	Comments
AV	11.49G	44.35	54.00	-9.65	13.63	3	V	46	3.48	-
PK	11.49G	56.30	74.00	-17.70	13.63	3	V	46	3.48	-

802.11n HT20_Nss1,(MCS0)_1TX

5745MHz_TX

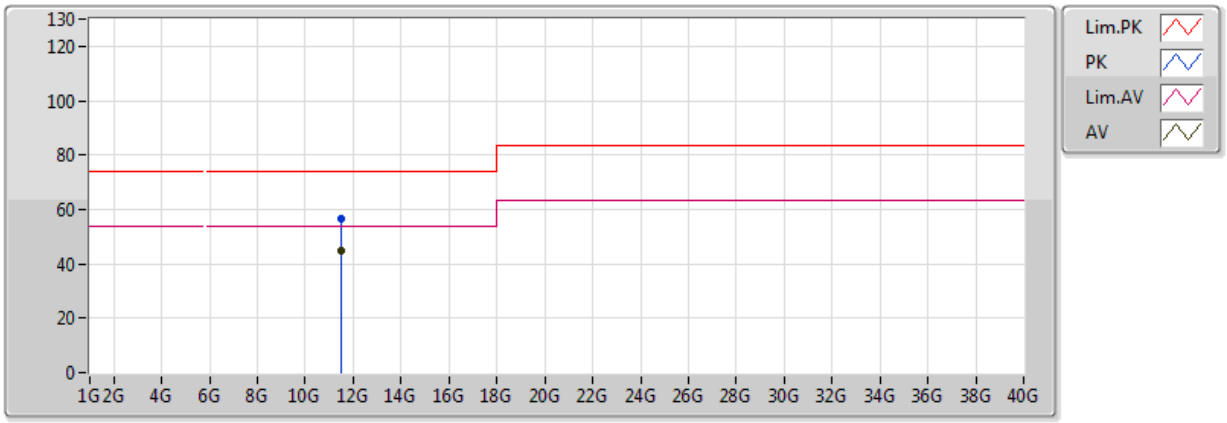

EUT = Z axis

Type	Freq(Hz)	Level(dBuV/m)	Limit(dBuV/m)	Margin(dB)	Factor(dB)	Dist(m)	Pol.(H/V)	Azimuth(°)	Height(m)	Comments
AV	11.49G	44.65	54.00	-9.35	13.63	3	H	333	1.05	-
PK	11.49G	56.86	74.00	-17.14	13.63	3	H	333	1.05	-

802.11n HT20_Nss1,(MCS0)_1TX

5785MHz_TX

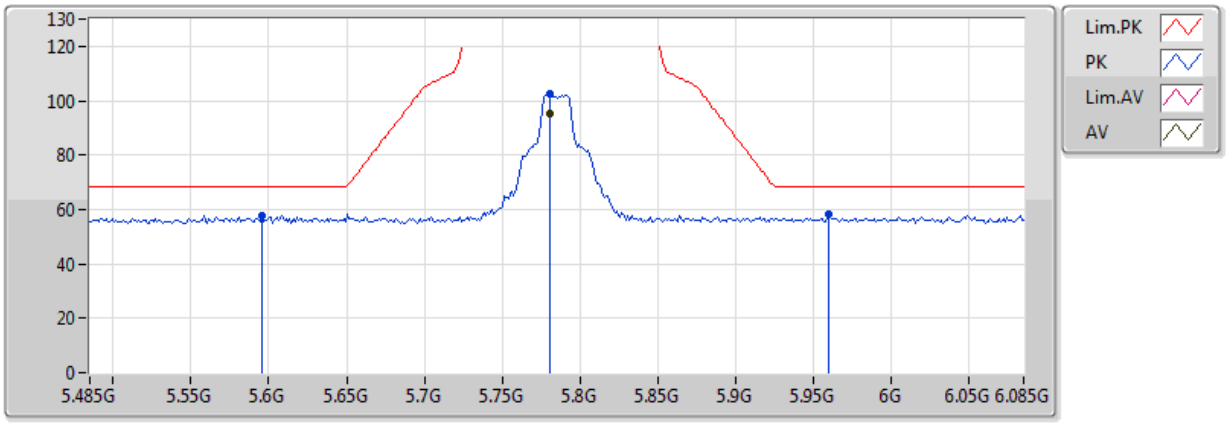

EUT = Z axis

Type	Freq(Hz)	Level(dBuV/m)	Limit(dBuV/m)	Margin(dB)	Factor(dB)	Dist(m)	Pol.(H/V)	Azimuth(°)	Height(m)	Comments
AV	5.7802G	95.11	Inf	-Inf	3.50	3	V	64	3.49	-
PK	5.5954G	57.61	68.20	-10.59	3.35	3	V	64	3.49	-
PK	5.7802G	102.51	Inf	-Inf	3.50	3	V	64	3.49	-
PK	5.9602G	58.12	68.20	-10.08	3.65	3	V	64	3.49	-

802.11n HT20_Nss1,(MCS0)_1TX

5785MHz_TX

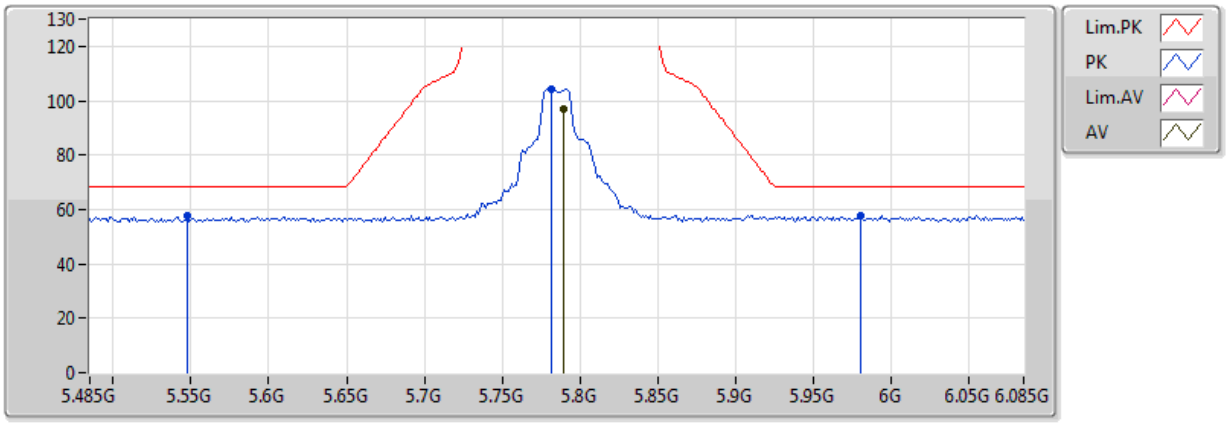

EUT = Z axis

Type	Freq(Hz)	Level(dBuV/m)	Limit(dBuV/m)	Margin(dB)	Factor(dB)	Dist(m)	Pol.(H/V)	Azimuth(°)	Height(m)	Comments
AV	5.7898G	96.87	Inf	-Inf	3.50	3	H	41	1.01	-
PK	5.5474G	57.49	68.20	-10.71	3.31	3	H	41	1.01	-
PK	5.7814G	104.45	Inf	-Inf	3.50	3	H	41	1.01	-
PK	5.9806G	57.70	68.20	-10.50	3.66	3	H	41	1.01	-

802.11n HT20_Nss1,(MCS0)_1TX

5785MHz_TX

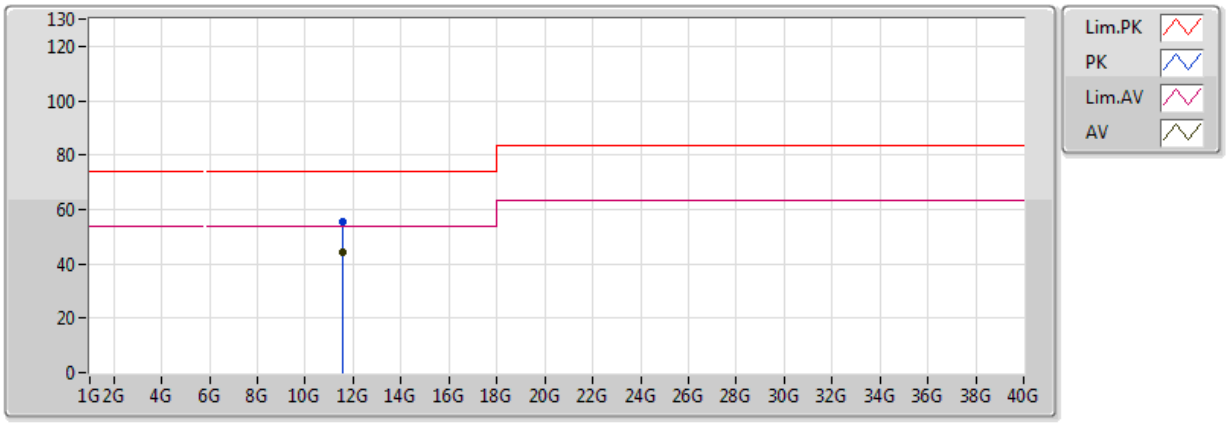

EUT = Z axis

Type	Freq(Hz)	Level(dBuV/m)	Limit(dBuV/m)	Margin(dB)	Factor(dB)	Dist(m)	Pol.(H/V)	Azimuth(°)	Height(m)	Comments
AV	11.57G	44.33	54.00	-9.67	13.49	3	V	96	3.36	-
PK	11.57G	55.75	74.00	-18.25	13.49	3	V	96	3.36	-

802.11n HT20_Nss1,(MCS0)_1TX

5785MHz_TX

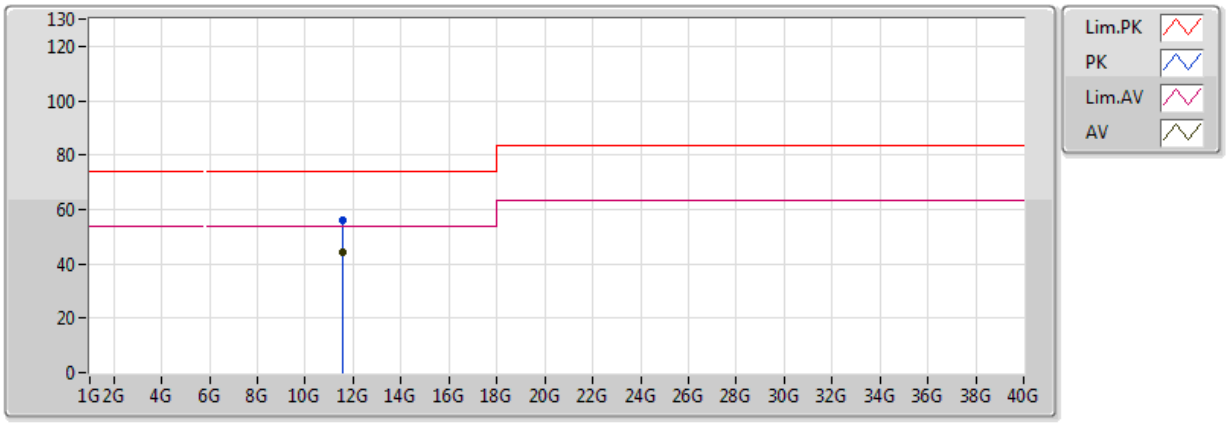

EUT = Z axis

Type	Freq(Hz)	Level(dBuV/m)	Limit(dBuV/m)	Margin(dB)	Factor(dB)	Dist(m)	Pol.(H/V)	Azimuth(°)	Height(m)	Comments
AV	11.57G	44.48	54.00	-9.52	13.49	3	H	333	1.01	-
PK	11.57G	56.22	74.00	-17.78	13.49	3	H	333	1.01	-

802.11n HT20_Nss1,(MCS0)_1TX

5825MHz_TX

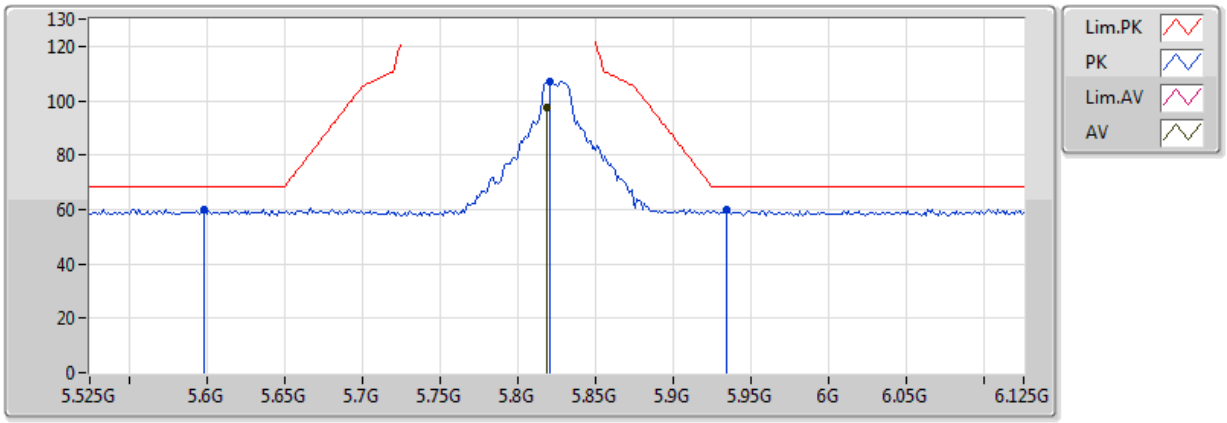

EUT = Z axis

Type	Freq(Hz)	Level(dBuV/m)	Limit(dBuV/m)	Margin(dB)	Factor(dB)	Dist(m)	Pol.(H/V)	Azimuth(°)	Height(m)	Comments
AV	5.819G	97.23	Inf	-Inf	6.24	3	V	58	2.92	-
PK	5.5982G	60.21	68.20	-7.99	6.24	3	V	58	2.92	-
PK	5.8202G	107.23	Inf	-Inf	6.24	3	V	58	2.92	-
PK	5.9342G	59.84	68.20	-8.36	6.18	3	V	58	2.92	-

802.11n HT20_Nss1,(MCS0)_1TX

5825MHz_TX

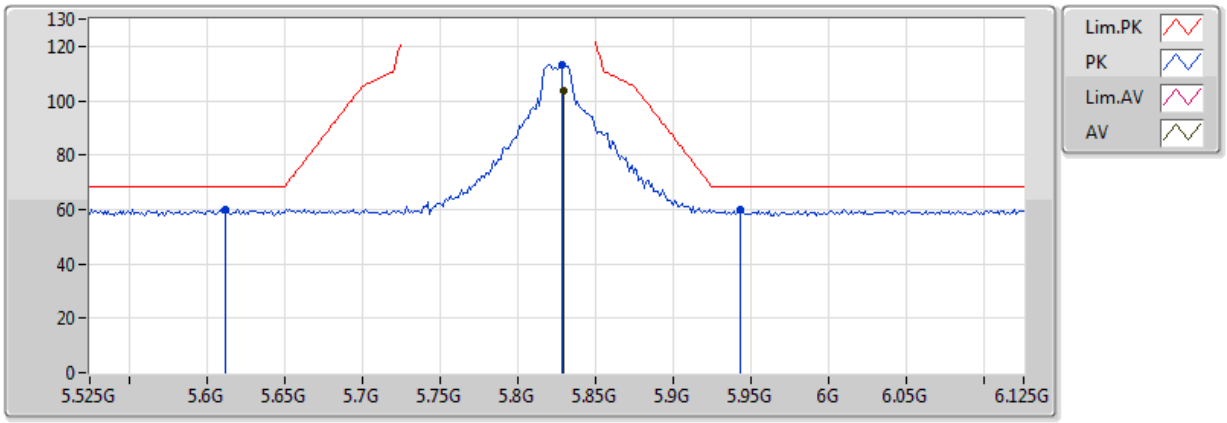

EUT = Z axis

Type	Freq(Hz)	Level(dBuV/m)	Limit(dBuV/m)	Margin(dB)	Factor(dB)	Dist(m)	Pol.(H/V)	Azimuth(°)	Height(m)	Comments
AV	5.8298G	103.88	Inf	-Inf	6.24	3	H	7	1.04	-
PK	5.6126G	60.05	68.20	-8.15	6.24	3	H	7	1.04	-
PK	5.8286G	113.21	Inf	-Inf	6.24	3	H	7	1.04	-
PK	5.9426G	59.83	68.20	-8.37	6.18	3	H	7	1.04	-

802.11n HT20_Nss1,(MCS0)_1TX

5825MHz_TX

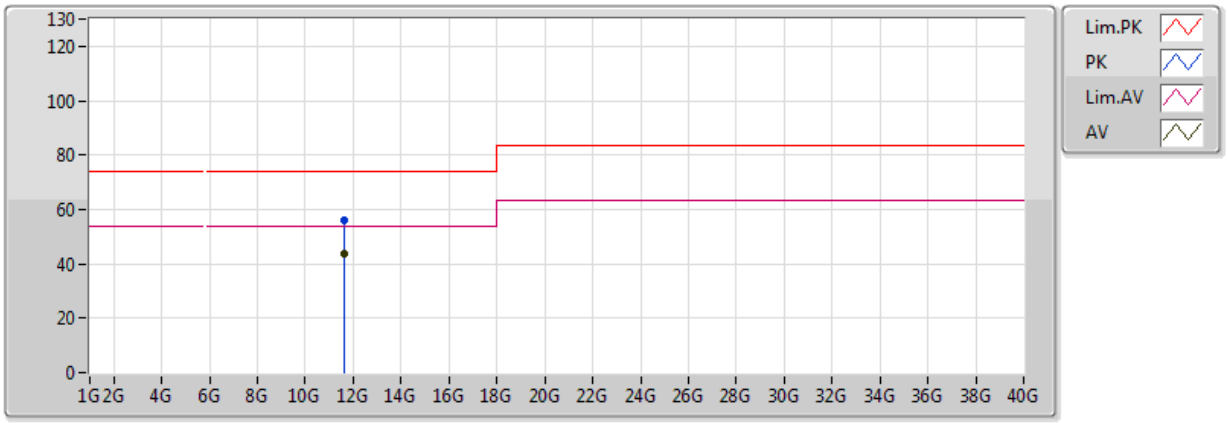

EUT = Z axis

Type	Freq(Hz)	Level(dBuV/m)	Limit(dBuV/m)	Margin(dB)	Factor(dB)	Dist(m)	Pol.(H/V)	Azimuth(°)	Height(m)	Comments
AV	11.65G	43.75	54.00	-10.25	13.35	3	V	243	1.01	-
PK	11.65G	56.01	74.00	-17.99	13.35	3	V	243	1.01	-

802.11n HT20_Nss1,(MCS0)_1TX

5825MHz_TX

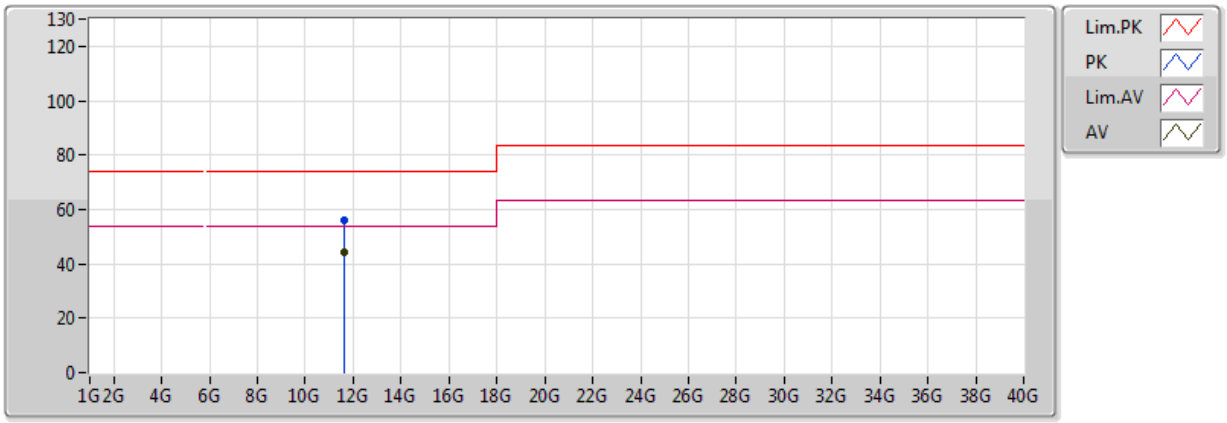

EUT = Z axis

Type	Freq(Hz)	Level(dBuV/m)	Limit(dBuV/m)	Margin(dB)	Factor(dB)	Dist(m)	Pol.(H/V)	Azimuth(°)	Height(m)	Comments
AV	11.65G	44.38	54.00	-9.62	13.35	3	H	335	1.10	-
PK	11.65G	56.10	74.00	-17.90	13.35	3	H	335	1.10	-

802.11n HT40_Nss1,(MCS0)_1TX

5190MHz_TX

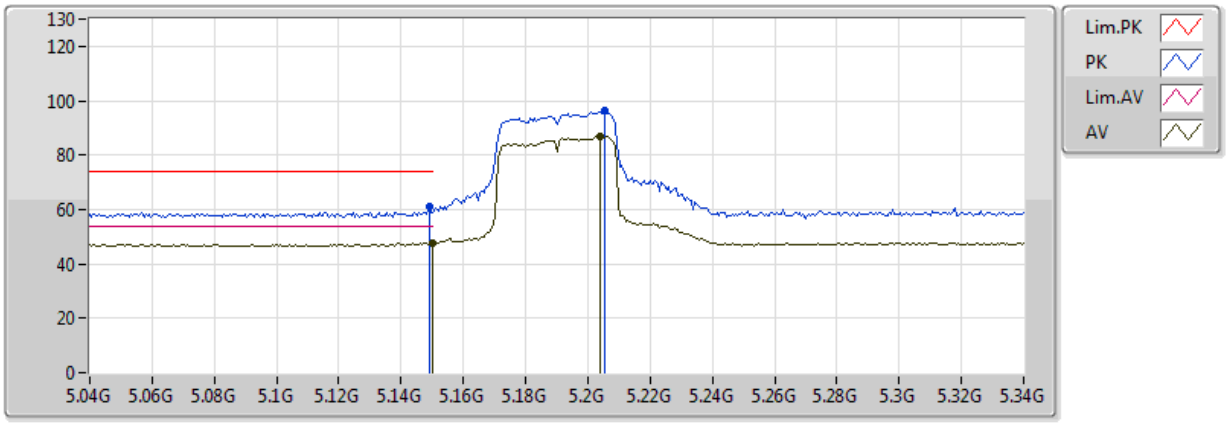

EUT = Z axis

Type	Freq(Hz)	Level(dBuV/m)	Limit(dBuV/m)	Margin(dB)	Factor(dB)	Dist(m)	Pol.(H/V)	Azimuth(°)	Height(m)	Comments
AV	5.149995G	47.75	54.00	-6.25	5.44	3	V	80	2.63	-
AV	5.2038G	86.68	Inf	-Inf	5.56	3	V	80	2.63	-
PK	5.1492G	60.96	74.00	-13.04	5.44	3	V	80	2.63	-
PK	5.2056G	96.36	Inf	-Inf	5.56	3	V	80	2.63	-

802.11n HT40_Nss1,(MCS0)_1TX

5190MHz_TX

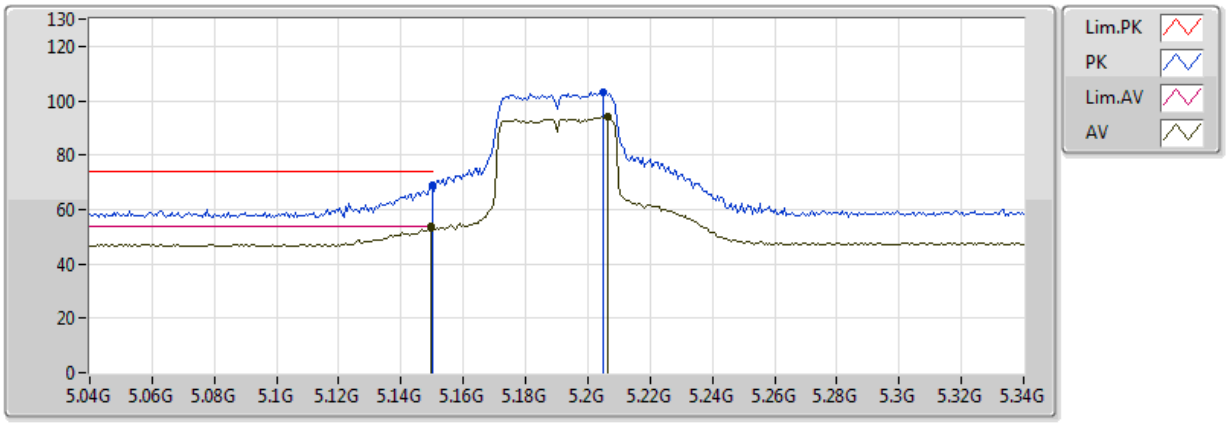

EUT = Z axis

Type	Freq(Hz)	Level(dBuV/m)	Limit(dBuV/m)	Margin(dB)	Factor(dB)	Dist(m)	Pol.(H/V)	Azimuth(°)	Height(m)	Comments
AV	5.1498G	53.59	54.00	-0.41	5.44	3	H	25	1.15	-
AV	5.2062G	93.95	Inf	-Inf	5.56	3	H	25	1.15	-
PK	5.149995G	68.74	74.00	-5.26	5.44	3	H	25	1.15	-
PK	5.205G	103.33	Inf	-Inf	5.56	3	H	25	1.15	-

802.11n HT40_Nss1,(MCS0)_1TX

5190MHz_TX

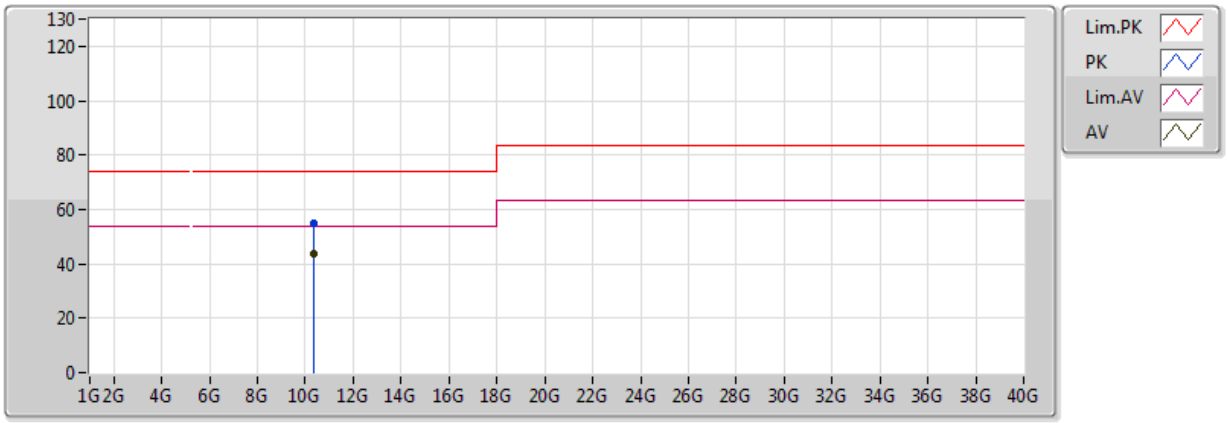

EUT = Z axis

Type	Freq(Hz)	Level(dBuV/m)	Limit(dBuV/m)	Margin(dB)	Factor(dB)	Dist(m)	Pol.(H/V)	Azimuth(°)	Height(m)	Comments
AV	10.38G	43.48	54.00	-10.52	12.84	3	V	92	3.31	-
PK	10.38G	55.03	74.00	-18.97	12.84	3	V	92	3.31	-

802.11n HT40_Nss1,(MCS0)_1TX

5190MHz_TX

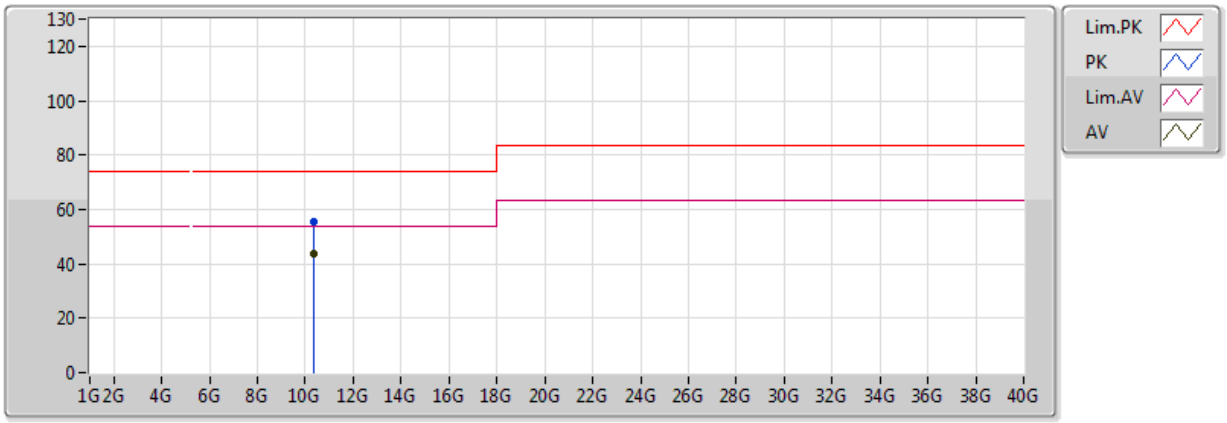

EUT = Z axis

Type	Freq(Hz)	Level(dBuV/m)	Limit(dBuV/m)	Margin(dB)	Factor(dB)	Dist(m)	Pol.(H/V)	Azimuth(°)	Height(m)	Comments
AV	10.38G	43.59	54.00	-10.41	12.84	3	H	324	1.01	-
PK	10.38G	55.60	74.00	-18.40	12.84	3	H	324	1.01	-

802.11n HT40_Nss1,(MCS0)_1TX

5230MHz_TX

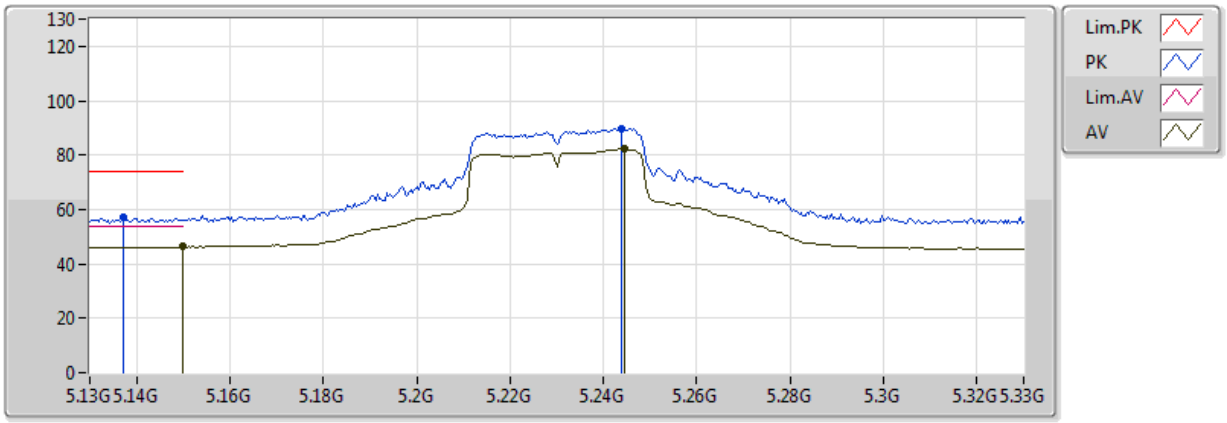

EUT = Z axis

Type	Freq(Hz)	Level(dBuV/m)	Limit(dBuV/m)	Margin(dB)	Factor(dB)	Dist(m)	Pol.(H/V)	Azimuth(°)	Height(m)	Comments
AV	5.149995G	46.27	54.00	-7.73	2.90	3	V	189	1.51	-
AV	5.2444G	82.21	Inf	-Inf	3.00	3	V	189	1.51	-
PK	5.1372G	57.19	74.00	-16.81	2.89	3	V	189	1.51	-
PK	5.244G	89.87	Inf	-Inf	3.00	3	V	189	1.51	-

802.11n HT40_Nss1,(MCS0)_1TX

5230MHz_TX

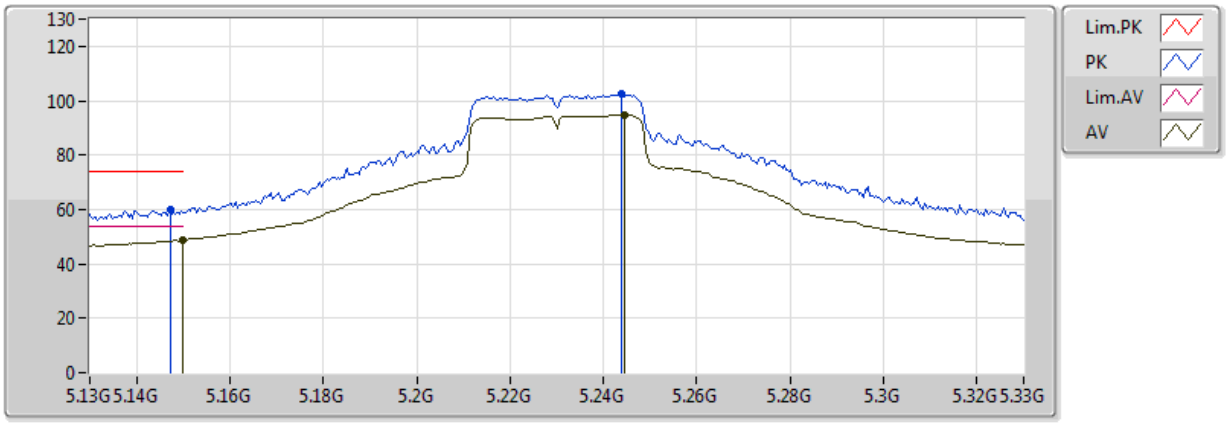

EUT = Z axis

Type	Freq(Hz)	Level(dBuV/m)	Limit(dBuV/m)	Margin(dB)	Factor(dB)	Dist(m)	Pol.(H/V)	Azimuth(°)	Height(m)	Comments
AV	5.149995G	48.74	54.00	-5.26	2.90	3	H	20	1.16	-
AV	5.2444G	94.83	Inf	-Inf	3.00	3	H	20	1.16	-
PK	5.1472G	60.12	74.00	-13.88	2.90	3	H	20	1.16	-
PK	5.244G	102.72	Inf	-Inf	3.00	3	H	20	1.16	-

802.11n HT40_Nss1,(MCS0)_1TX

5230MHz_TX

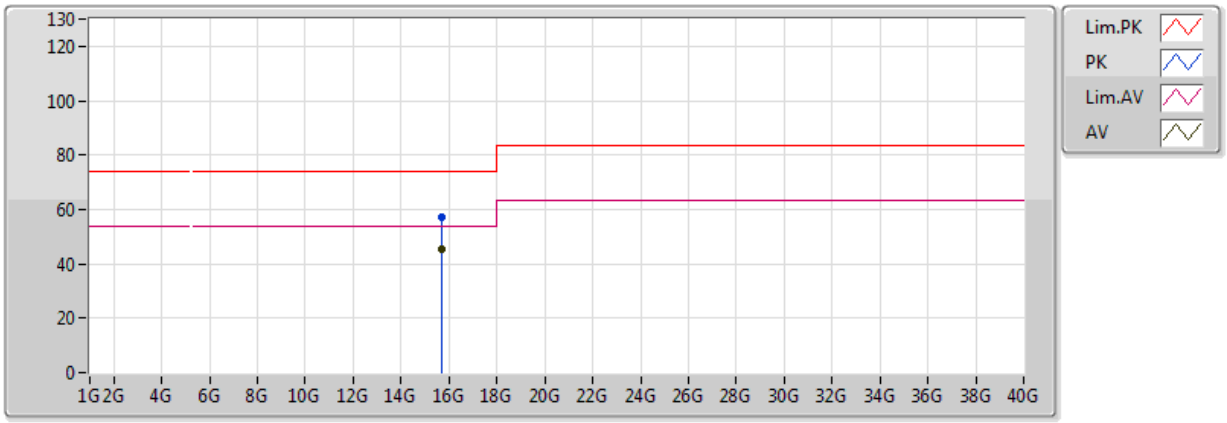

EUT = Z axis

Type	Freq(Hz)	Level(dBuV/m)	Limit(dBuV/m)	Margin(dB)	Factor(dB)	Dist(m)	Pol.(H/V)	Azimuth(°)	Height(m)	Comments
AV	15.69G	45.19	54.00	-8.81	14.10	3	V	70	3.28	-
PK	15.69G	57.15	74.00	-16.85	14.10	3	V	70	3.28	-

802.11n HT40_Nss1,(MCS0)_1TX

5230MHz_TX

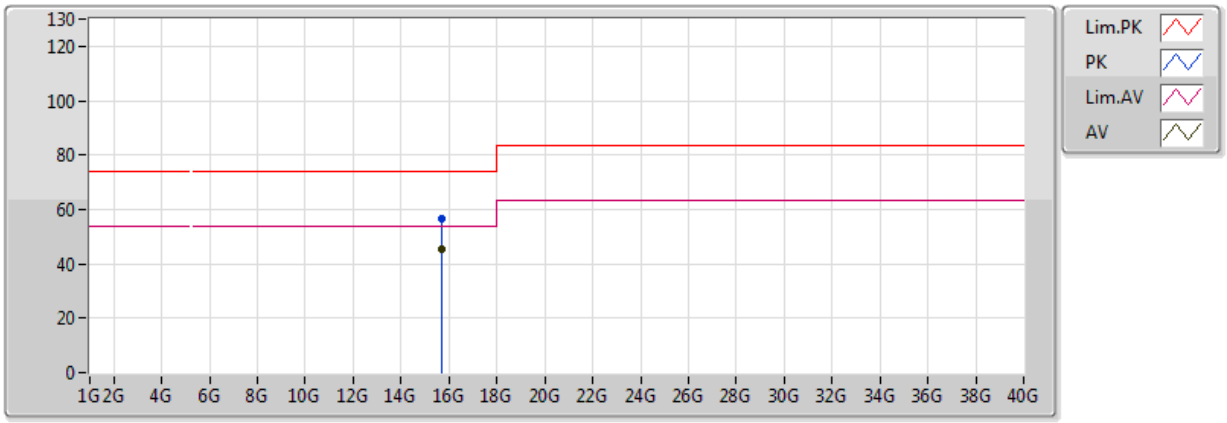

EUT = Z axis

Type	Freq(Hz)	Level(dBuV/m)	Limit(dBuV/m)	Margin(dB)	Factor(dB)	Dist(m)	Pol.(H/V)	Azimuth(°)	Height(m)	Comments
AV	15.69G	45.20	54.00	-8.80	14.10	3	H	23	3.48	-
PK	15.69G	56.75	74.00	-17.25	14.10	3	H	23	3.48	-

802.11n HT40_Nss1,(MCS0)_1TX

5270MHz_TX

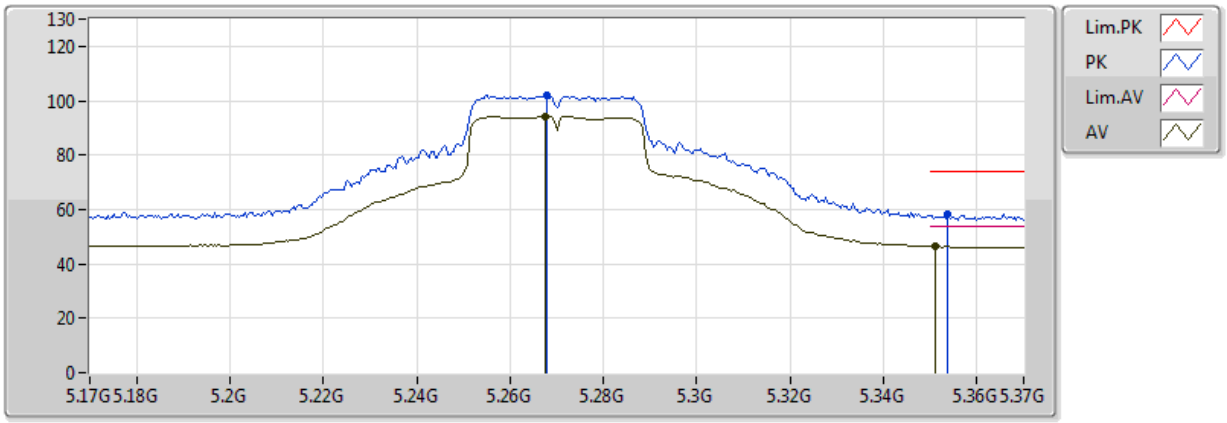

EUT = Z axis

Type	Freq(Hz)	Level(dBuV/m)	Limit(dBuV/m)	Margin(dB)	Factor(dB)	Dist(m)	Pol.(H/V)	Azimuth(°)	Height(m)	Comments
AV	5.2676G	94.05	Inf	-Inf	3.02	3	V	78	3.59	-
AV	5.3512G	46.45	54.00	-7.55	3.11	3	V	78	3.59	-
PK	5.268G	101.81	Inf	-Inf	3.02	3	V	78	3.59	-
PK	5.3536G	58.35	74.00	-15.65	3.11	3	V	78	3.59	-

802.11n HT40_Nss1,(MCS0)_1TX

5270MHz_TX

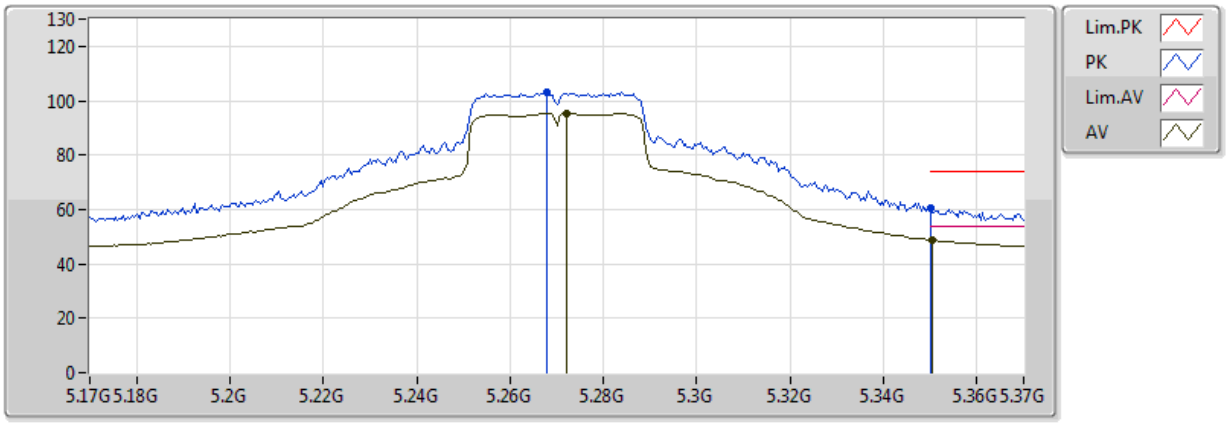

EUT = Z axis

Type	Freq(Hz)	Level(dBuV/m)	Limit(dBuV/m)	Margin(dB)	Factor(dB)	Dist(m)	Pol.(H/V)	Azimuth(°)	Height(m)	Comments
AV	5.272G	95.28	Inf	-Inf	3.03	3	H	16	1.03	-
AV	5.3504G	48.74	54.00	-5.26	3.11	3	H	16	1.03	-
PK	5.268G	102.97	Inf	-Inf	3.02	3	H	16	1.03	-
PK	5.350005G	60.66	74.00	-13.34	3.11	3	H	16	1.03	-

802.11n HT40_Nss1,(MCS0)_1TX

5270MHz_TX

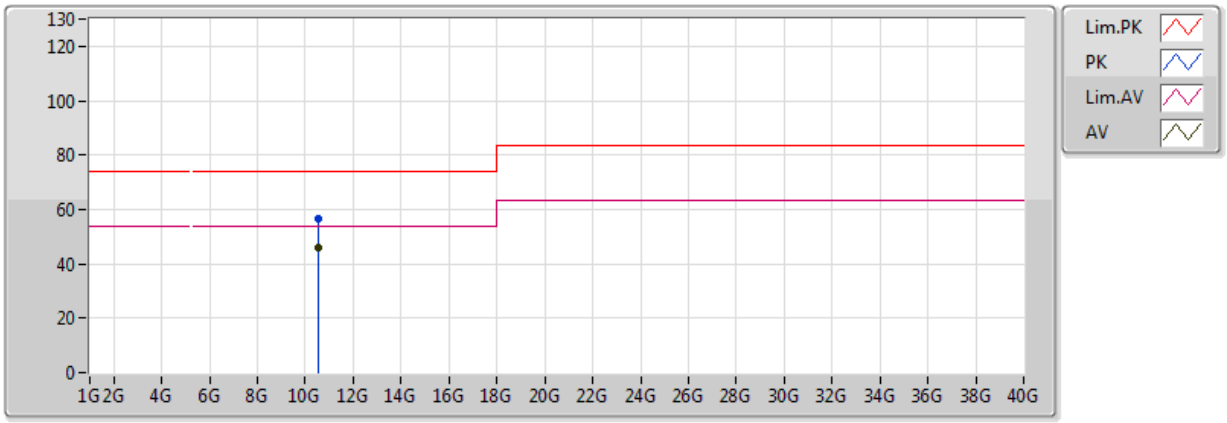

EUT = Z axis

Type	Freq(Hz)	Level(dBuV/m)	Limit(dBuV/m)	Margin(dB)	Factor(dB)	Dist(m)	Pol.(H/V)	Azimuth(°)	Height(m)	Comments
AV	10.54G	45.85	54.00	-8.15	13.25	3	V	191	3.66	-
PK	10.54G	56.78	74.00	-17.22	13.25	3	V	191	3.66	-

802.11n HT40_Nss1,(MCS0)_1TX

5270MHz_TX

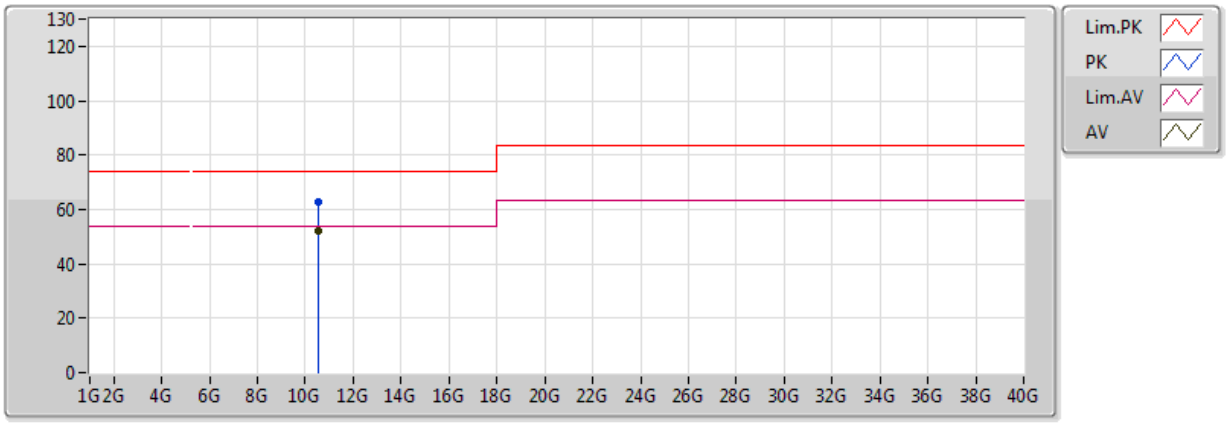

EUT = Z axis

Type	Freq(Hz)	Level(dBuV/m)	Limit(dBuV/m)	Margin(dB)	Factor(dB)	Dist(m)	Pol.(H/V)	Azimuth(°)	Height(m)	Comments
AV	10.54G	52.12	54.00	-1.88	13.25	3	H	335	1.08	-
PK	10.54G	62.95	74.00	-11.05	13.25	3	H	335	1.08	-

802.11n HT40_Nss1,(MCS0)_1TX

5310MHz_TX

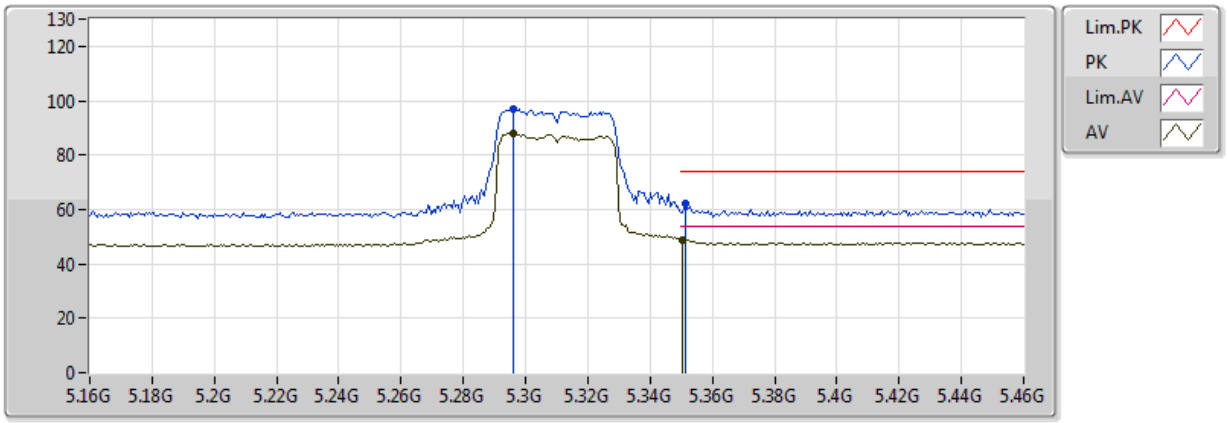

EUT = Z axis

Type	Freq(Hz)	Level(dBuV/m)	Limit(dBuV/m)	Margin(dB)	Factor(dB)	Dist(m)	Pol.(H/V)	Azimuth(°)	Height(m)	Comments
AV	5.2962G	87.95	Inf	-Inf	5.73	3	V	83	2.70	-
AV	5.3502G	49.02	54.00	-4.98	5.83	3	V	83	2.70	-
PK	5.2962G	96.97	Inf	-Inf	5.73	3	V	83	2.70	-
PK	5.3514G	62.21	74.00	-11.79	5.83	3	V	83	2.70	-

802.11n HT40_Nss1,(MCS0)_1TX

5310MHz_TX

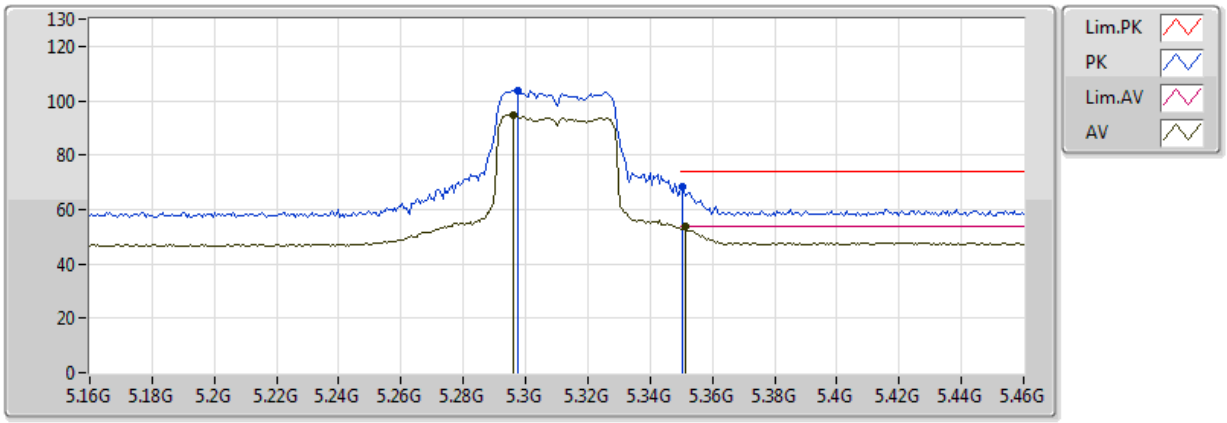

EUT = Z axis

Type	Freq(Hz)	Level(dBuV/m)	Limit(dBuV/m)	Margin(dB)	Factor(dB)	Dist(m)	Pol.(H/V)	Azimuth(°)	Height(m)	Comments
AV	5.2962G	94.77	Inf	-Inf	5.73	3	H	16	1.01	-
AV	5.3514G	53.65	54.00	-0.35	5.83	3	H	16	1.01	-
PK	5.2974G	103.71	Inf	-Inf	5.74	3	H	16	1.01	-
PK	5.3502G	68.29	74.00	-5.71	5.83	3	H	16	1.01	-

802.11n HT40_Nss1,(MCS0)_1TX

5310MHz_TX

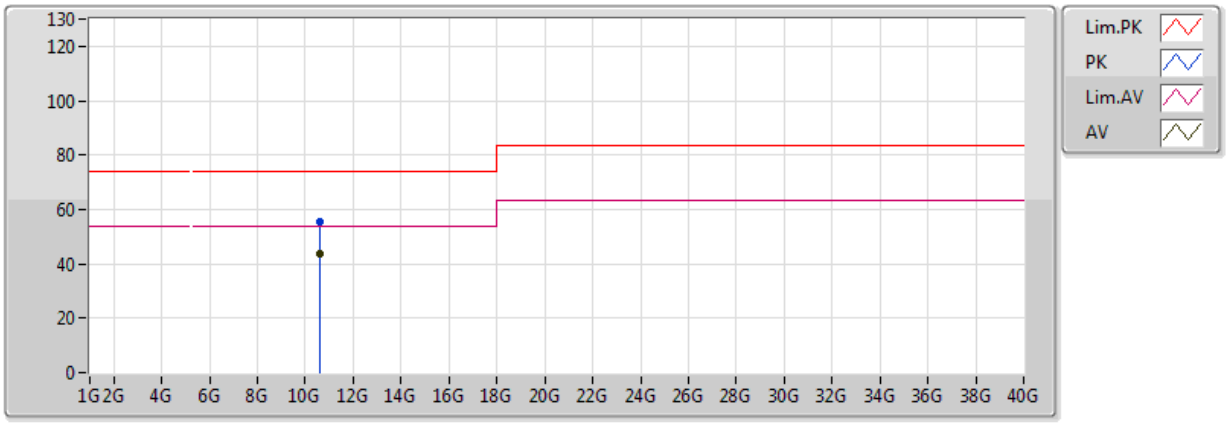

EUT = Z axis

Type	Freq(Hz)	Level(dBuV/m)	Limit(dBuV/m)	Margin(dB)	Factor(dB)	Dist(m)	Pol.(H/V)	Azimuth(°)	Height(m)	Comments
AV	10.62G	43.75	54.00	-10.25	13.46	3	V	1	1.50	-
PK	10.62G	55.34	74.00	-18.66	13.46	3	V	1	1.50	-

802.11n HT40_Nss1,(MCS0)_1TX

5310MHz_TX

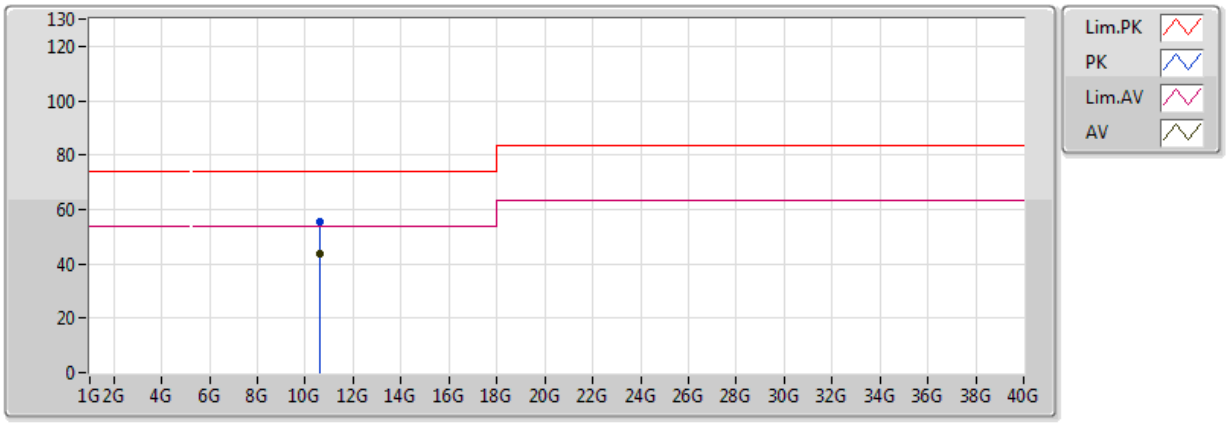

EUT = Z axis

Type	Freq(Hz)	Level(dBuV/m)	Limit(dBuV/m)	Margin(dB)	Factor(dB)	Dist(m)	Pol.(H/V)	Azimuth(°)	Height(m)	Comments
AV	10.62G	43.78	54.00	-10.22	13.46	3	H	351	1.50	-
PK	10.62G	55.40	74.00	-18.60	13.46	3	H	351	1.50	-

802.11n HT40_Nss1,(MCS0)_1TX

5510MHz_TX

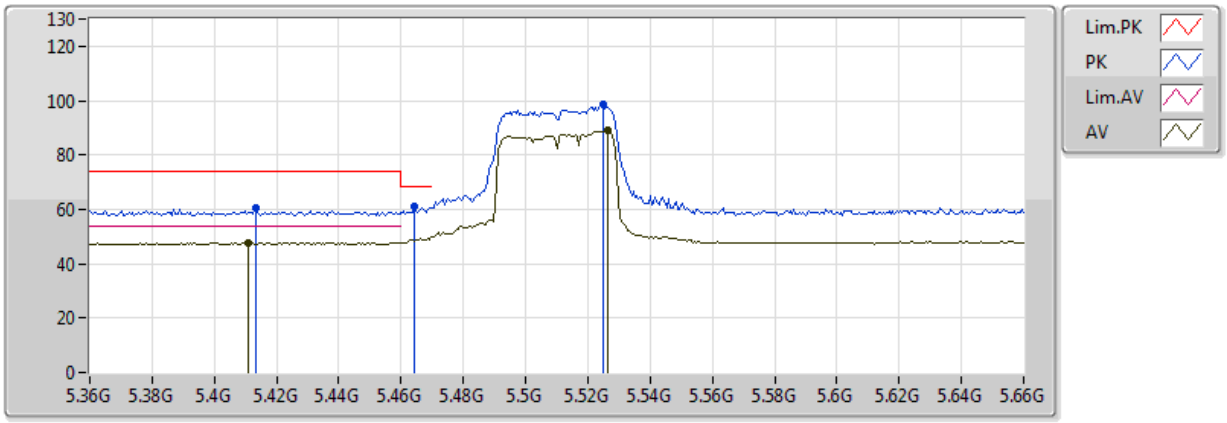

EUT = Z axis

Type	Freq(Hz)	Level(dBuV/m)	Limit(dBuV/m)	Margin(dB)	Factor(dB)	Dist(m)	Pol.(H/V)	Azimuth(°)	Height(m)	Comments
AV	5.411G	47.85	54.00	-6.15	5.94	3	V	52	2.91	-
AV	5.5262G	88.92	Inf	-Inf	6.18	3	V	52	2.91	-
PK	5.4134G	60.36	74.00	-13.64	5.94	3	V	52	2.91	-
PK	5.4644G	61.34	68.20	-6.86	6.07	3	V	52	2.91	-
PK	5.525G	98.72	Inf	-Inf	6.18	3	V	52	2.91	-

802.11n HT40_Nss1,(MCS0)_1TX

5510MHz_TX

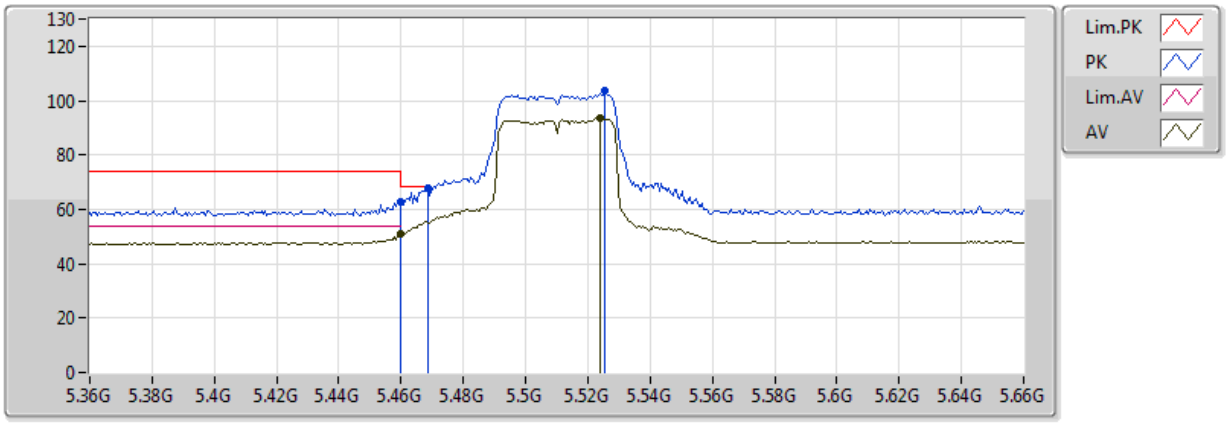

EUT = Z axis

Type	Freq(Hz)	Level(dBuV/m)	Limit(dBuV/m)	Margin(dB)	Factor(dB)	Dist(m)	Pol.(H/V)	Azimuth(°)	Height(m)	Comments
AV	5.459995G	50.80	54.00	-3.20	6.06	3	H	2	1.09	-
AV	5.5238G	93.50	Inf	-Inf	6.18	3	H	2	1.09	-
PK	5.459995G	62.80	74.00	-11.20	6.06	3	H	2	1.09	-
PK	5.4686G	68.01	68.20	-0.19	6.08	3	H	2	1.09	-
PK	5.5256G	103.61	Inf	-Inf	6.18	3	H	2	1.09	-

802.11n HT40_Nss1,(MCS0)_1TX

5510MHz_TX

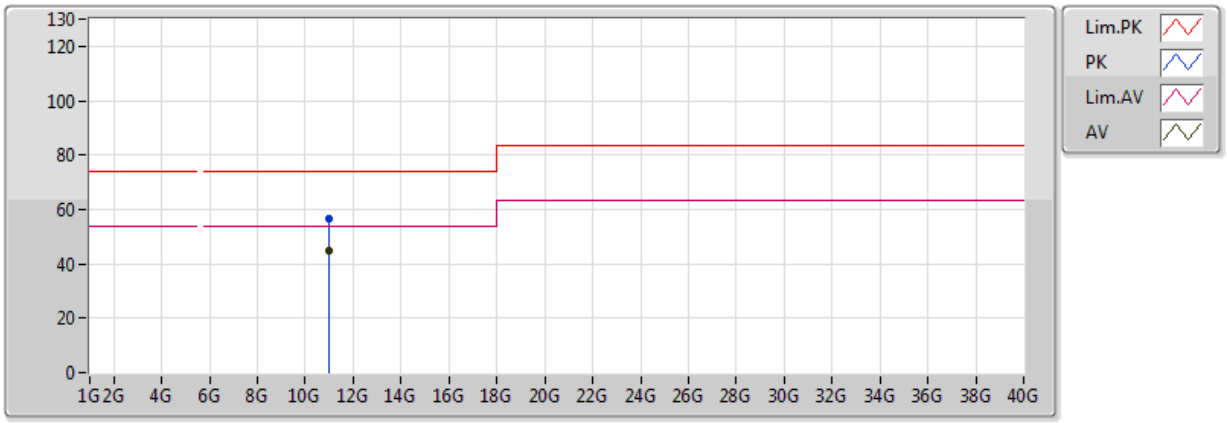

EUT = Z axis

Type	Freq(Hz)	Level(dBuV/m)	Limit(dBuV/m)	Margin(dB)	Factor(dB)	Dist(m)	Pol.(H/V)	Azimuth(°)	Height(m)	Comments
AV	11.02G	44.85	54.00	-9.15	14.43	3	V	6	1.50	-
PK	11.02G	56.37	74.00	-17.63	14.43	3	V	6	1.50	-

802.11n HT40_Nss1,(MCS0)_1TX

5510MHz_TX

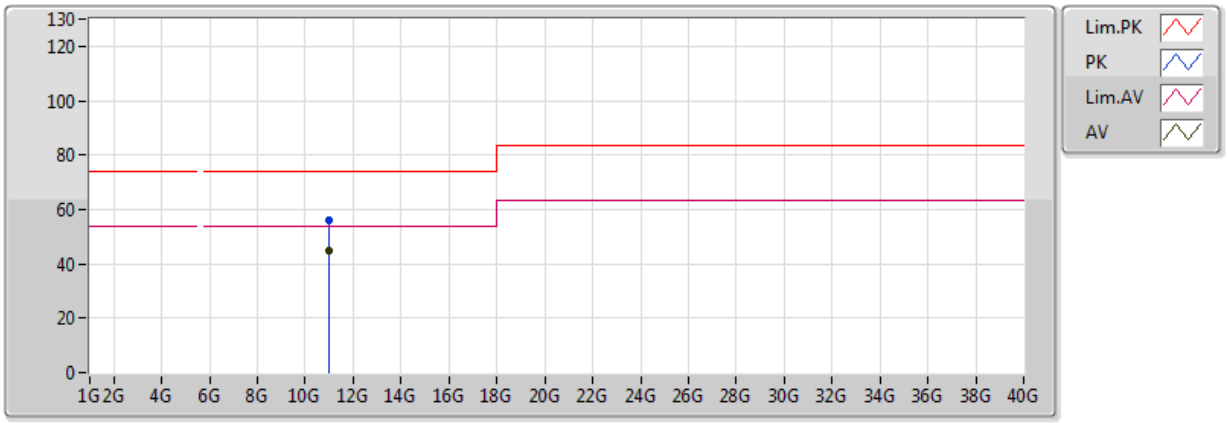

EUT = Z axis

Type	Freq(Hz)	Level(dBuV/m)	Limit(dBuV/m)	Margin(dB)	Factor(dB)	Dist(m)	Pol.(H/V)	Azimuth(°)	Height(m)	Comments
AV	11.02G	44.82	54.00	-9.18	14.43	3	H	101	1.50	-
PK	11.02G	56.19	74.00	-17.81	14.43	3	H	101	1.50	-

802.11n HT40_Nss1,(MCS0)_1TX

5550MHz_TX

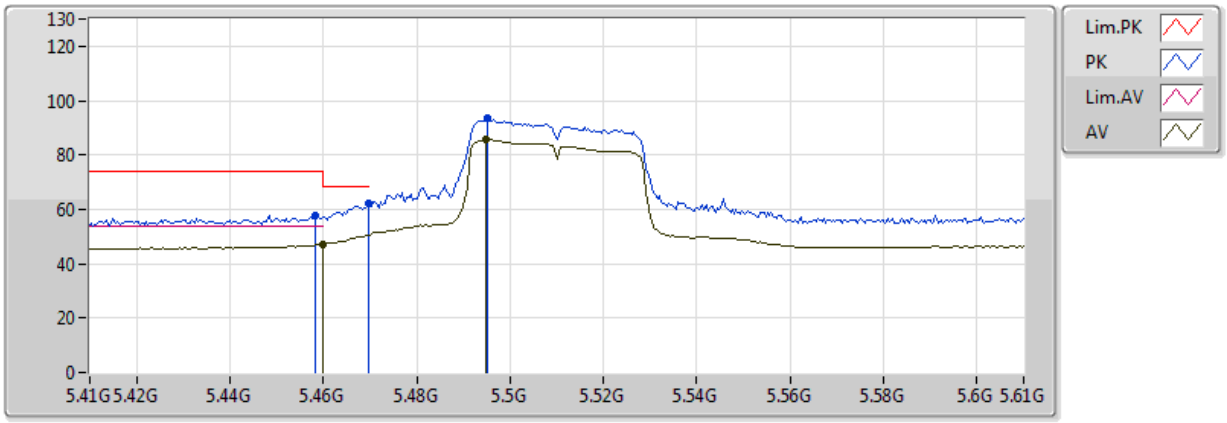

EUT = Z axis

Type	Freq(Hz)	Level(dBuV/m)	Limit(dBuV/m)	Margin(dB)	Factor(dB)	Dist(m)	Pol.(H/V)	Azimuth(°)	Height(m)	Comments
AV	5.46G	47.16	54.00	-6.84	3.23	3	V	94	3.34	-
AV	5.4948G	85.59	Inf	-Inf	3.26	3	V	94	3.34	-
PK	5.4584G	57.85	74.00	-16.15	3.22	3	V	94	3.34	-
PK	5.4696G	62.20	68.20	-6.00	3.24	3	V	94	3.34	-
PK	5.4952G	93.62	Inf	-Inf	3.26	3	V	94	3.34	-

802.11n HT40_Nss1,(MCS0)_1TX

5550MHz_TX

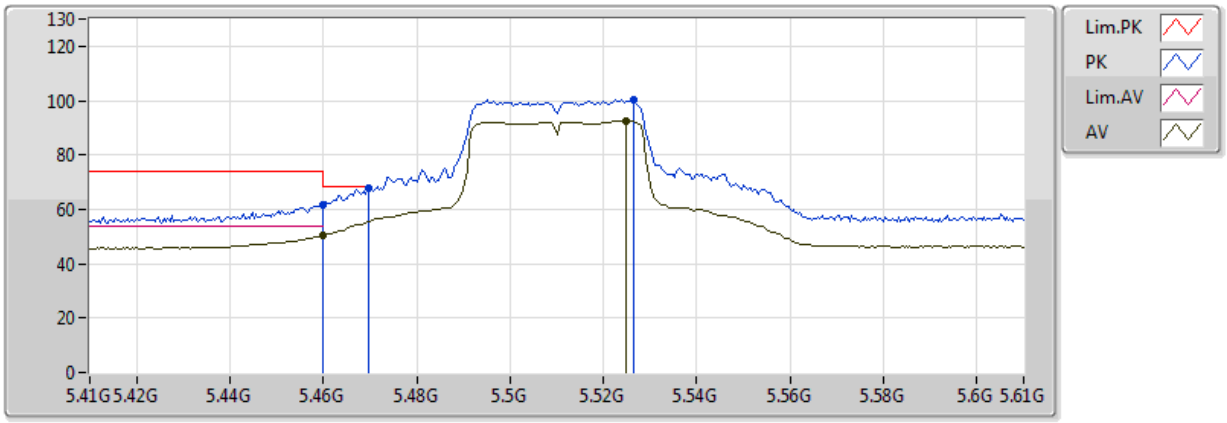

EUT = Z axis

Type	Freq(Hz)	Level(dBuV/m)	Limit(dBuV/m)	Margin(dB)	Factor(dB)	Dist(m)	Pol.(H/V)	Azimuth(°)	Height(m)	Comments
AV	5.46G	50.26	54.00	-3.74	3.23	3	H	23	1.02	-
AV	5.5248G	92.55	Inf	-Inf	3.29	3	H	23	1.02	-
PK	5.46G	61.61	74.00	-12.39	3.23	3	H	23	1.02	-
PK	5.4696G	67.70	68.20	-0.50	3.24	3	H	23	1.02	-
PK	5.5264G	100.45	Inf	-Inf	3.29	3	H	23	1.02	-

802.11n HT40_Nss1,(MCS0)_1TX

5550MHz_TX

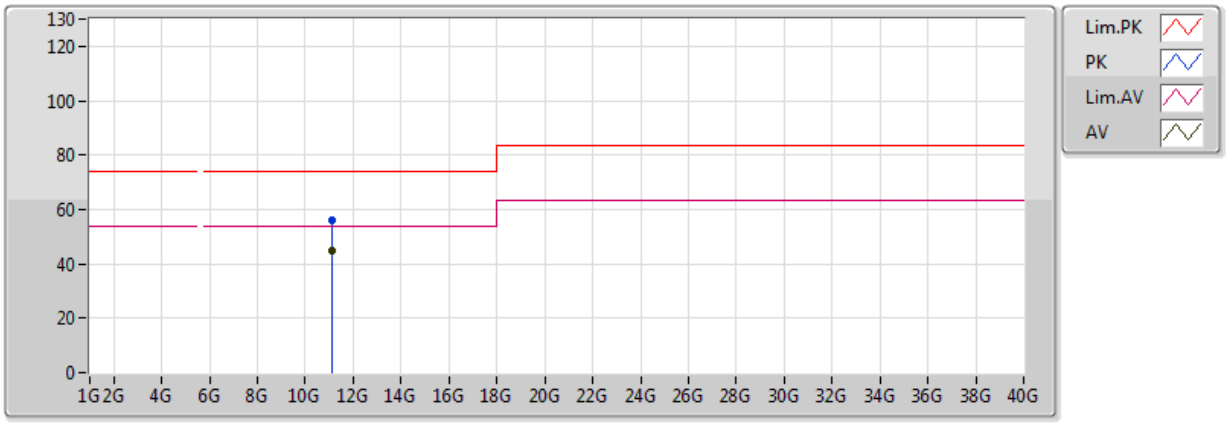

EUT = Z axis

Type	Freq(Hz)	Level(dBuV/m)	Limit(dBuV/m)	Margin(dB)	Factor(dB)	Dist(m)	Pol.(H/V)	Azimuth(°)	Height(m)	Comments
AV	11.1G	44.84	54.00	-9.16	14.29	3	V	162	1.50	-
PK	11.1G	56.30	74.00	-17.70	14.29	3	V	162	1.50	-

802.11n HT40_Nss1,(MCS0)_1TX

5550MHz_TX

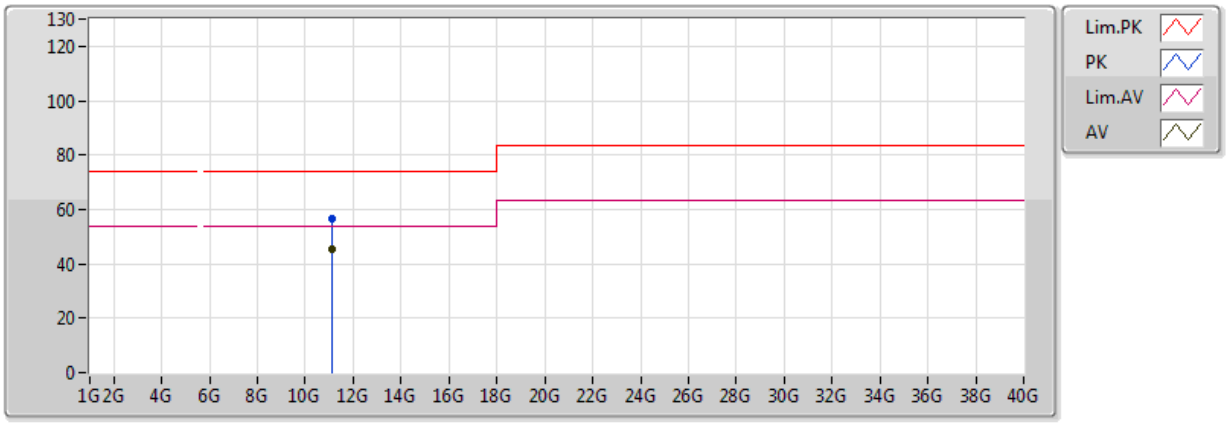

EUT = Z axis

Type	Freq(Hz)	Level(dBuV/m)	Limit(dBuV/m)	Margin(dB)	Factor(dB)	Dist(m)	Pol.(H/V)	Azimuth(°)	Height(m)	Comments
AV	11.1G	45.20	54.00	-8.80	14.29	3	H	327	1.02	-
PK	11.1G	56.68	74.00	-17.32	14.29	3	H	327	1.02	-

802.11n HT40_Nss1,(MCS0)_1TX

5670MHz_TX

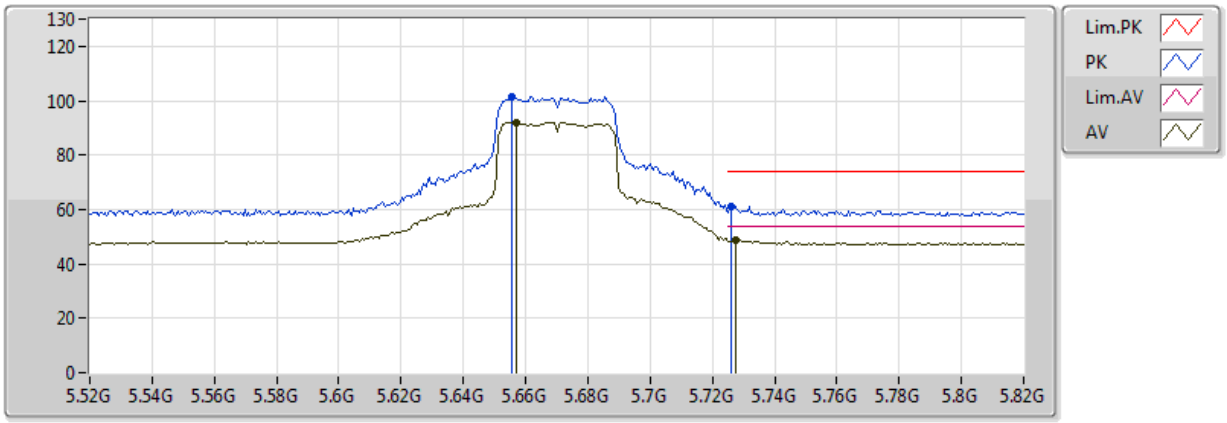

EUT = Z axis

Type	Freq(Hz)	Level(dBuV/m)	Limit(dBuV/m)	Margin(dB)	Factor(dB)	Dist(m)	Pol.(H/V)	Azimuth(°)	Height(m)	Comments
AV	5.6568G	92.02	Inf	-Inf	6.25	3	V	52	2.78	-
AV	5.7276G	48.77	54.00	-5.23	6.25	3	V	52	2.78	-
PK	5.6556G	101.41	Inf	-Inf	6.25	3	V	52	2.78	-
PK	5.7258G	61.14	74.00	-12.86	6.25	3	V	52	2.78	-

802.11n HT40_Nss1,(MCS0)_1TX

5670MHz_TX

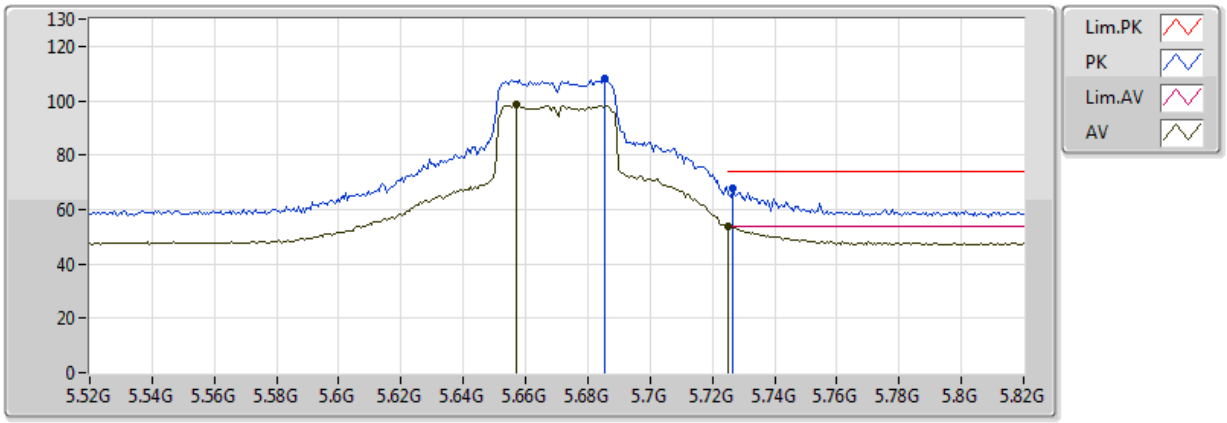

EUT = Z axis

Type	Freq(Hz)	Level(dBuV/m)	Limit(dBuV/m)	Margin(dB)	Factor(dB)	Dist(m)	Pol.(H/V)	Azimuth(°)	Height(m)	Comments
AV	5.6568G	98.47	Inf	-Inf	6.25	3	H	2	1.04	-
AV	5.7252G	53.69	54.00	-0.31	6.25	3	H	2	1.04	-
PK	5.6856G	107.93	Inf	-Inf	6.25	3	H	2	1.04	-
PK	5.7264G	67.91	74.00	-6.09	6.25	3	H	2	1.04	-

802.11n HT40_Nss1,(MCS0)_1TX

5670MHz_TX

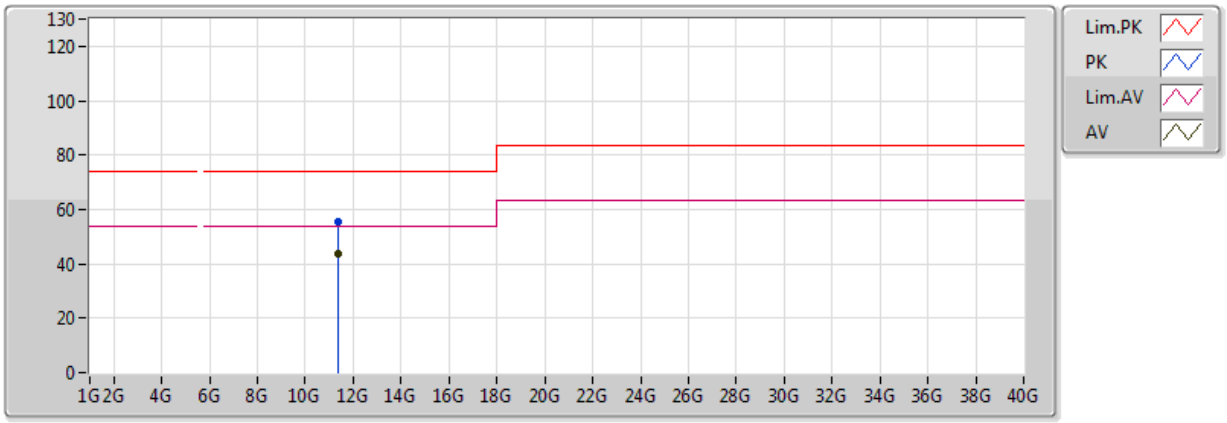

EUT = Z axis

Type	Freq(Hz)	Level(dBuV/m)	Limit(dBuV/m)	Margin(dB)	Factor(dB)	Dist(m)	Pol.(H/V)	Azimuth(°)	Height(m)	Comments
AV	11.34G	43.82	54.00	-10.18	13.88	3	V	158	2.88	-
PK	11.34G	55.69	74.00	-18.31	13.88	3	V	158	2.88	-

802.11n HT40_Nss1,(MCS0)_1TX

5670MHz_TX

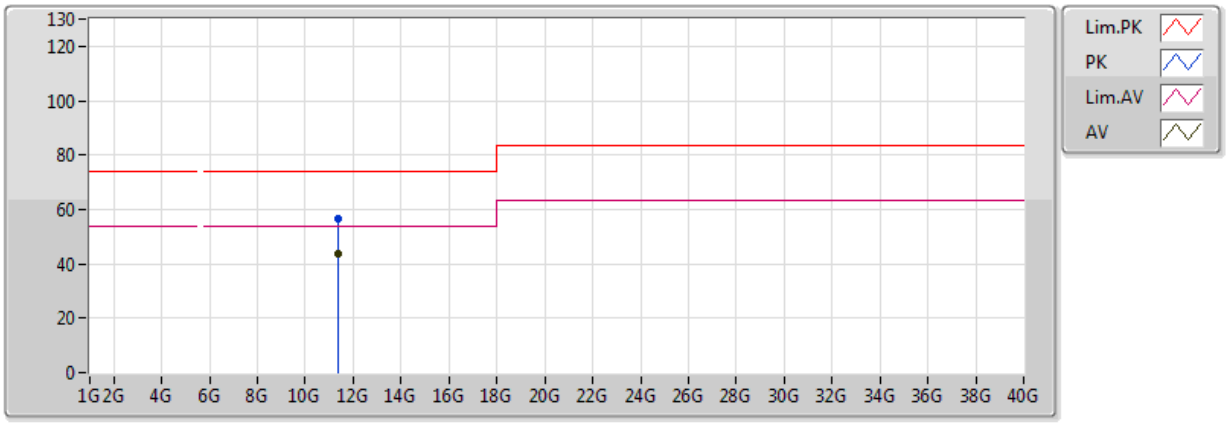

EUT = Z axis

Type	Freq(Hz)	Level(dBuV/m)	Limit(dBuV/m)	Margin(dB)	Factor(dB)	Dist(m)	Pol.(H/V)	Azimuth(°)	Height(m)	Comments
AV	11.34G	43.75	54.00	-10.25	13.88	3	H	250	1.63	-
PK	11.34G	56.37	74.00	-17.63	13.88	3	H	250	1.63	-

802.11n HT40_Nss1,(MCS0)_1TX

5755MHz_TX

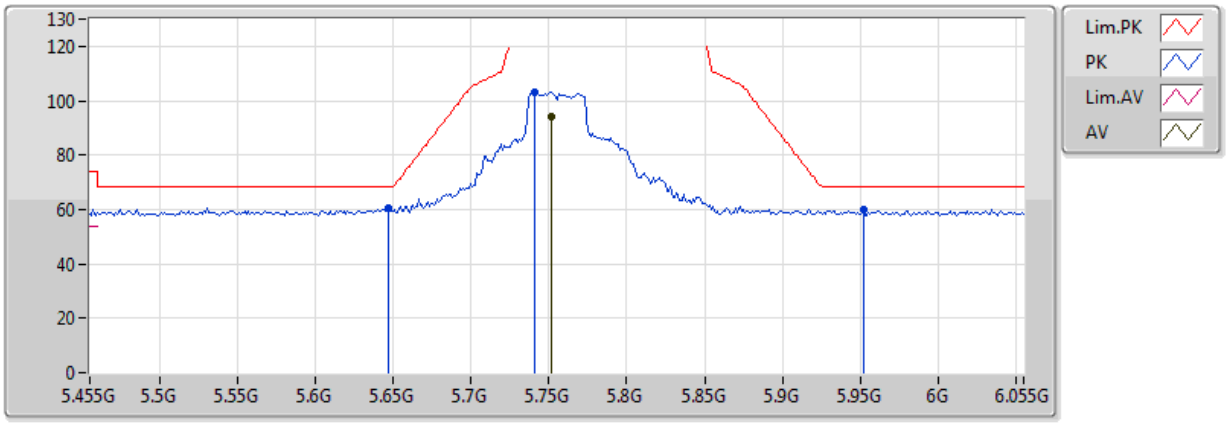

EUT = Z axis

Type	Freq(Hz)	Level(dBuV/m)	Limit(dBuV/m)	Margin(dB)	Factor(dB)	Dist(m)	Pol.(H/V)	Azimuth(°)	Height(m)	Comments
AV	5.7514G	94.13	Inf	-Inf	6.25	3	V	88	2.99	-
PK	5.647G	60.67	68.20	-7.53	6.24	3	V	88	2.99	-
PK	5.7406G	103.09	Inf	-Inf	6.25	3	V	88	2.99	-
PK	5.9518G	60.08	68.20	-8.12	6.17	3	V	88	2.99	-

802.11n HT40_Nss1,(MCS0)_1TX

5755MHz_TX

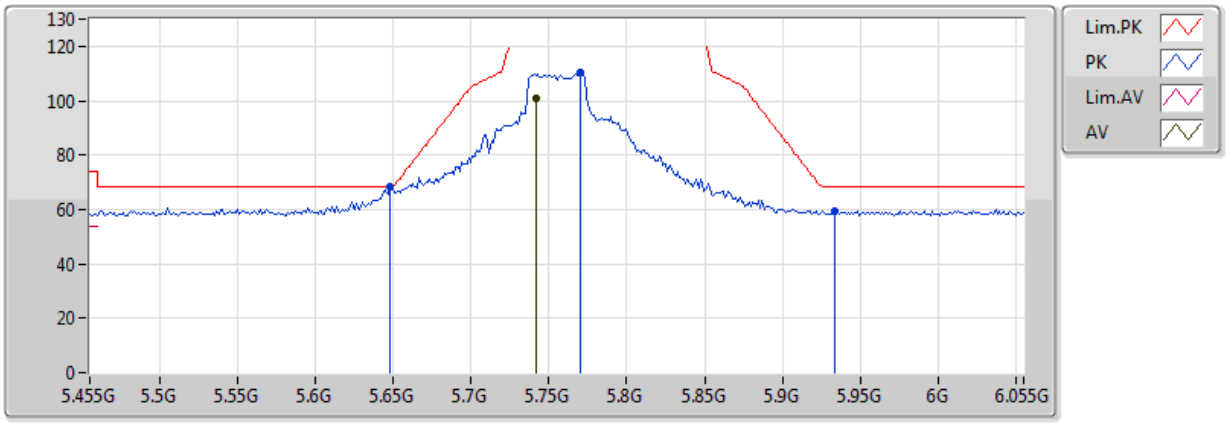

EUT = Z axis

Type	Freq(Hz)	Level(dBuV/m)	Limit(dBuV/m)	Margin(dB)	Factor(dB)	Dist(m)	Pol.(H/V)	Azimuth(°)	Height(m)	Comments
AV	5.7418G	100.91	Inf	-Inf	6.25	3	H	321	1.01	-
PK	5.6482G	68.16	68.20	-0.04	6.24	3	H	321	1.01	-
PK	5.7706G	110.36	Inf	-Inf	6.25	3	H	321	1.01	-
PK	5.9338G	59.44	68.20	-8.76	6.18	3	H	321	1.01	-

802.11n HT40_Nss1,(MCS0)_1TX

5755MHz_TX

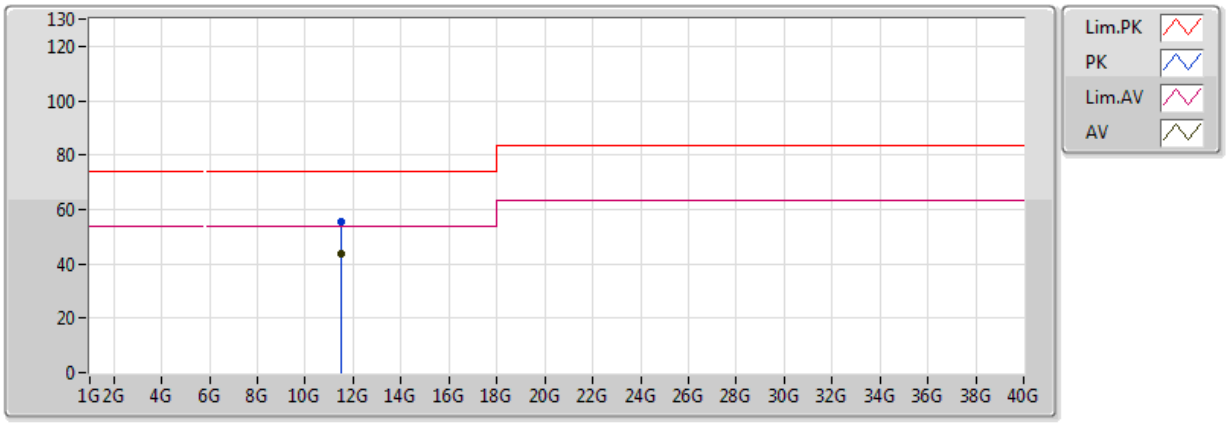

EUT = Z axis

Type	Freq(Hz)	Level(dBuV/m)	Limit(dBuV/m)	Margin(dB)	Factor(dB)	Dist(m)	Pol.(H/V)	Azimuth(°)	Height(m)	Comments
AV	11.51G	43.55	54.00	-10.45	13.59	3	V	5	2.73	-
PK	11.51G	55.58	74.00	-18.42	13.59	3	V	5	2.73	-

802.11n HT40_Nss1,(MCS0)_1TX

5755MHz_TX

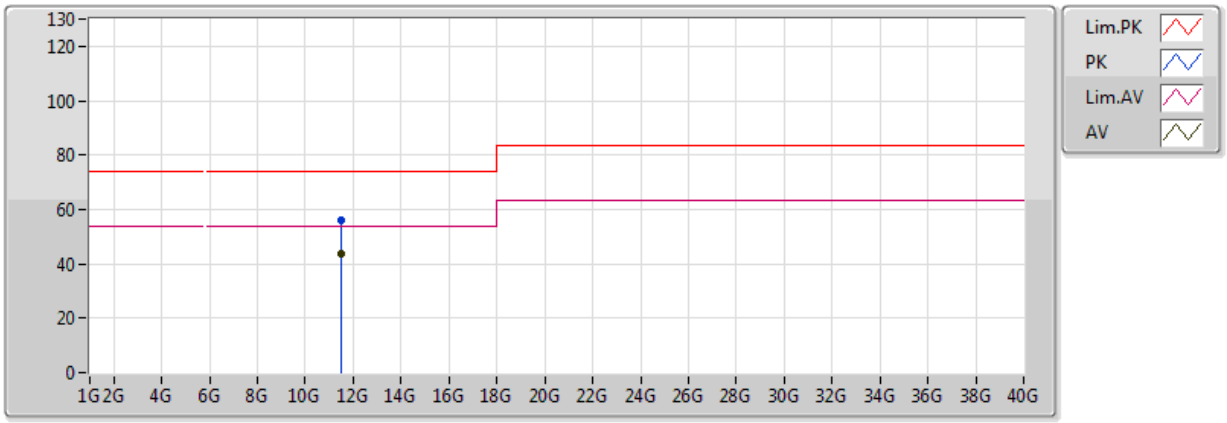

EUT = Z axis

Type	Freq(Hz)	Level(dBuV/m)	Limit(dBuV/m)	Margin(dB)	Factor(dB)	Dist(m)	Pol.(H/V)	Azimuth(°)	Height(m)	Comments
AV	11.51G	43.86	54.00	-10.14	13.59	3	H	341	1.20	-
PK	11.51G	55.86	74.00	-18.14	13.59	3	H	341	1.20	-

802.11n HT40_Nss1,(MCS0)_1TX

5795MHz_TX

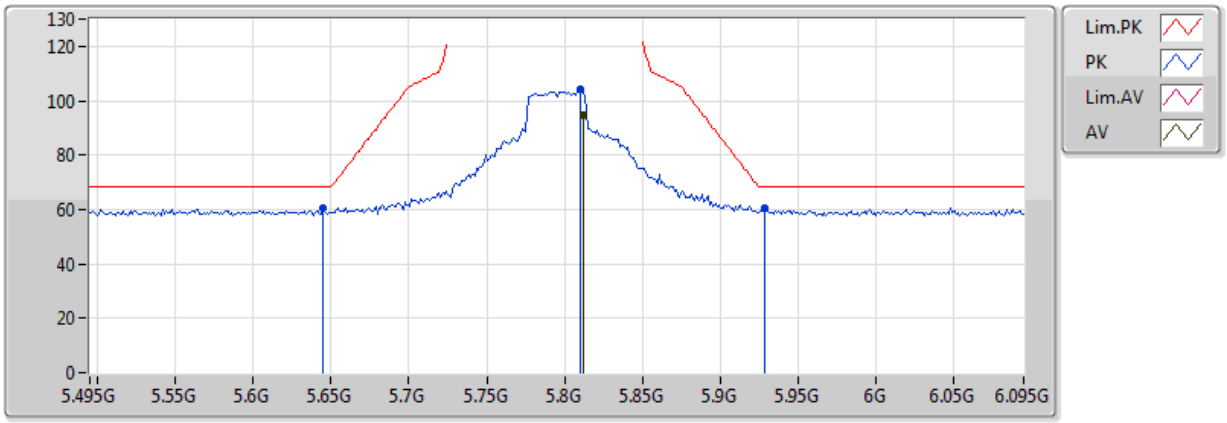

EUT = Z axis

Type	Freq(Hz)	Level(dBuV/m)	Limit(dBuV/m)	Margin(dB)	Factor(dB)	Dist(m)	Pol.(H/V)	Azimuth(°)	Height(m)	Comments
AV	5.8118G	94.71	Inf	-Inf	6.24	3	V	78	2.95	-
PK	5.645G	60.44	68.20	-7.76	6.24	3	V	78	2.95	-
PK	5.8106G	104.28	Inf	-Inf	6.24	3	V	78	2.95	-
PK	5.9282G	60.57	68.20	-7.63	6.19	3	V	78	2.95	-

802.11n HT40_Nss1,(MCS0)_1TX

5795MHz_TX

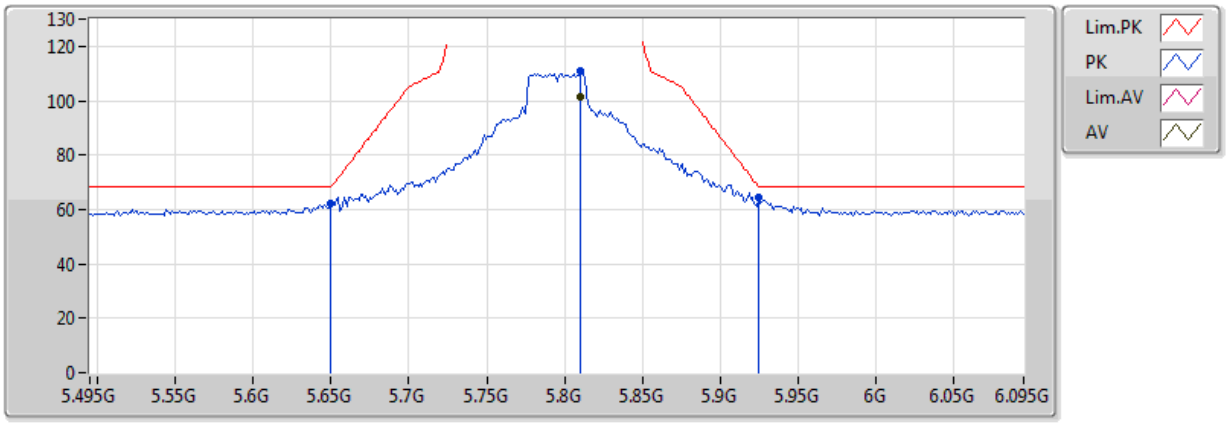

EUT = Z axis

Type	Freq(Hz)	Level(dBuV/m)	Limit(dBuV/m)	Margin(dB)	Factor(dB)	Dist(m)	Pol.(H/V)	Azimuth(°)	Height(m)	Comments
AV	5.8106G	101.27	Inf	-Inf	6.24	3	H	5	1.07	-
PK	5.6498G	62.19	68.20	-6.01	6.24	3	H	5	1.07	-
PK	5.8106G	110.98	Inf	-Inf	6.24	3	H	5	1.07	-
PK	5.9246G	64.16	68.50	-4.34	6.19	3	H	5	1.07	-

802.11n HT40_Nss1,(MCS0)_1TX

5795MHz_TX

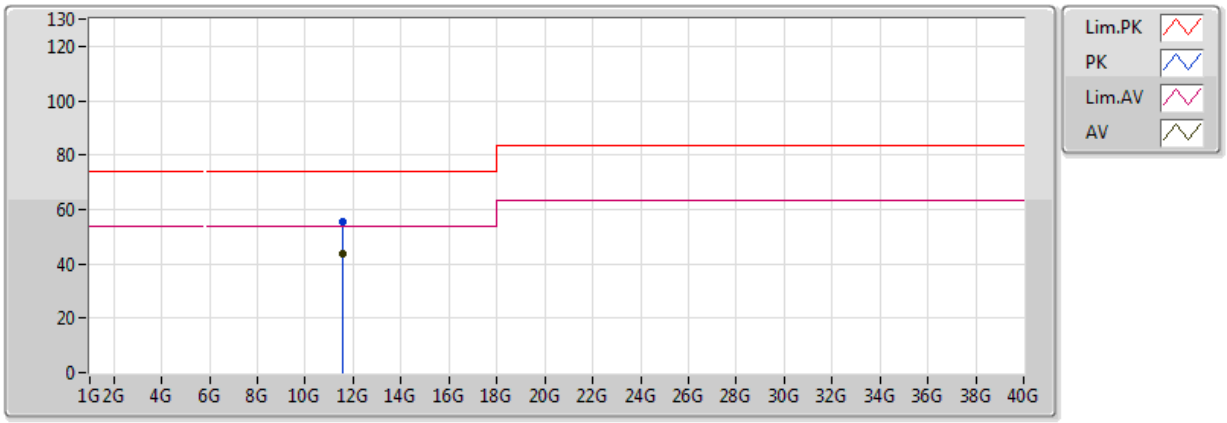

EUT = Z axis

Type	Freq(Hz)	Level(dBuV/m)	Limit(dBuV/m)	Margin(dB)	Factor(dB)	Dist(m)	Pol.(H/V)	Azimuth(°)	Height(m)	Comments
AV	11.59G	43.63	54.00	-10.37	13.46	3	V	327	1.50	-
PK	11.59G	55.49	74.00	-18.51	13.46	3	V	327	1.50	-

802.11n HT40_Nss1,(MCS0)_1TX

5795MHz_TX

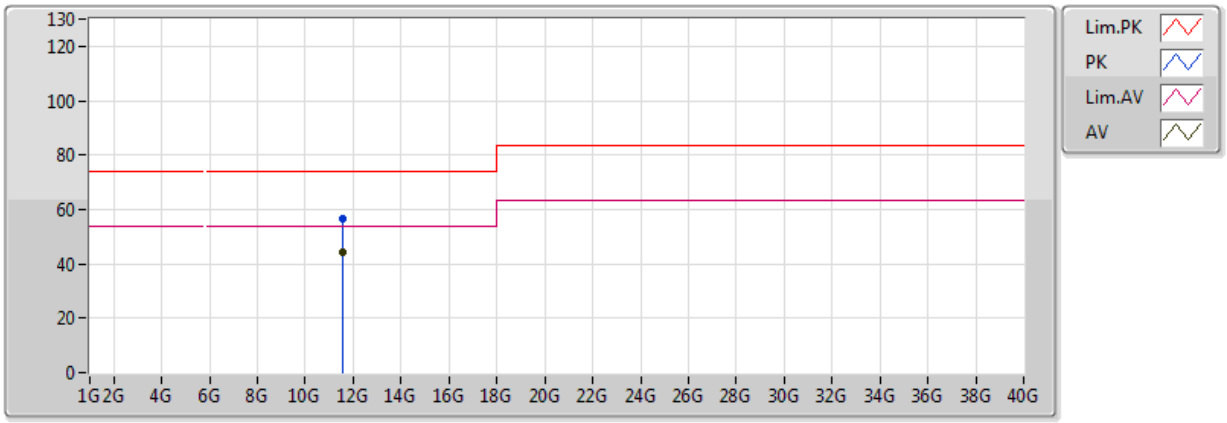

EUT = Z axis

Type	Freq(Hz)	Level(dBuV/m)	Limit(dBuV/m)	Margin(dB)	Factor(dB)	Dist(m)	Pol.(H/V)	Azimuth(°)	Height(m)	Comments
AV	11.59G	44.07	54.00	-9.93	13.46	3	H	332	1.03	-
PK	11.59G	56.44	74.00	-17.56	13.46	3	H	332	1.03	-

Summary

Mode	Result	Ch (Hz)	Center (Hz)	ppm	Limit (ppm)	Port	Remark
802.11a_Nss1,(6Mbps)_1TX	-	-	-	-	-	-	-
5.15-5.25GHz	Pass	5.2G	5.20010168G	19.554	20	1	10 min

Result

Mode	Result	Ch (Hz)	Center (Hz)	ppm	Limit (ppm)	Port	Remark
802.11a_Nss1,(6Mbps)_1TX	-	-	-	-	-	-	-
5200MHz_-10°C	Pass	5.2G	5.20000616G	1.185	20	1	0 min
5200MHz_-10°C	Pass	5.2G	5.20000616G	1.185	20	1	2 min
5200MHz_-10°C	Pass	5.2G	5.20000616G	1.184	20	1	5 min
5200MHz_-10°C	Pass	5.2G	5.20000617G	1.187	20	1	10 min
5200MHz_0°C	Pass	5.2G	5.20000203G	0.391	20	1	0 min
5200MHz_0°C	Pass	5.2G	5.20000203G	0.39	20	1	2 min
5200MHz_0°C	Pass	5.2G	5.20000201G	0.387	20	1	5 min
5200MHz_0°C	Pass	5.2G	5.20000201G	0.386	20	1	10 min
5200MHz_10°C	Pass	5.2G	5.200002G	0.384	20	1	0 min
5200MHz_10°C	Pass	5.2G	5.20000201G	0.387	20	1	2 min
5200MHz_10°C	Pass	5.2G	5.20000201G	0.387	20	1	5 min
5200MHz_10°C	Pass	5.2G	5.20000202G	0.389	20	1	10 min
5200MHz_20°C	Pass	5.2G	5.20000545G	1.048	20	1	0 min
5200MHz_20°C	Pass	5.2G	5.20000515G	0.99	20	1	2 min
5200MHz_20°C	Pass	5.2G	5.20000485G	0.933	20	1	5 min
5200MHz_20°C	Pass	5.2G	5.2000046G	0.884	20	1	10 min
5200MHz_30°C	Pass	5.2G	5.20001413G	2.717	20	1	0 min
5200MHz_30°C	Pass	5.2G	5.20001417G	2.724	20	1	2 min
5200MHz_30°C	Pass	5.2G	5.20001422G	2.735	20	1	5 min
5200MHz_30°C	Pass	5.2G	5.20001427G	2.744	20	1	10 min
5200MHz_40°C	Pass	5.2G	5.20002817G	5.416	20	1	0 min
5200MHz_40°C	Pass	5.2G	5.20002828G	5.438	20	1	2 min
5200MHz_40°C	Pass	5.2G	5.20002838G	5.457	20	1	5 min
5200MHz_40°C	Pass	5.2G	5.20002844G	5.47	20	1	10 min
5200MHz_50°C	Pass	5.2G	5.20004579G	8.805	20	1	0 min
5200MHz_50°C	Pass	5.2G	5.20004596G	8.839	20	1	2 min
5200MHz_50°C	Pass	5.2G	5.20004611G	8.867	20	1	5 min
5200MHz_50°C	Pass	5.2G	5.20004626G	8.896	20	1	10 min
5200MHz_60°C	Pass	5.2G	5.20009418G	18.111	20	1	0 min
5200MHz_60°C	Pass	5.2G	5.20009451G	18.175	20	1	2 min
5200MHz_60°C	Pass	5.2G	5.20009479G	18.228	20	1	5 min
5200MHz_60°C	Pass	5.2G	5.20009495G	18.259	20	1	10 min
5200MHz_70°C	Pass	5.2G	5.20009818G	18.881	20	1	0 min
5200MHz_70°C	Pass	5.2G	5.20009937G	19.11	20	1	2 min
5200MHz_70°C	Pass	5.2G	5.20010053G	19.333	20	1	5 min
5200MHz_70°C	Pass	5.2G	5.20010168G	19.554	20	1	10 min
5200MHz_4.4V	Pass	5.2G	5.20000241G	0.463	20	1	0 min
5200MHz_4.4V	Pass	5.2G	5.20000231G	0.445	20	1	2 min
5200MHz_4.4V	Pass	5.2G	5.20000221G	0.425	20	1	5 min
5200MHz_4.4V	Pass	5.2G	5.20000211G	0.406	20	1	10 min
5200MHz_4V	Pass	5.2G	5.20000157G	0.303	20	1	0 min
5200MHz_4V	Pass	5.2G	5.20000151G	0.291	20	1	2 min
5200MHz_4V	Pass	5.2G	5.20000146G	0.28	20	1	5 min

Mode	Result	Ch (Hz)	Center (Hz)	ppm	Limit (ppm)	Port	Remark
5200MHz_4V	Pass	5.2G	5.20000139G	0.267	20	1	10 min
5200MHz_3.6V	Pass	5.2G	5.20000103G	0.198	20	1	0 min
5200MHz_3.6V	Pass	5.2G	5.200001G	0.192	20	1	2 min
5200MHz_3.6V	Pass	5.2G	5.20000098G	0.188	20	1	5 min
5200MHz_3.6V	Pass	5.2G	5.20000094G	0.18	20	1	10 min

Summary

Mode	Result	Type	Freq (Hz)	Level (dBuV/m)	Limit (dBuV/m)	Margin (dB)	Factor (dB)	Dist (m)	Pol. (H/V)	Azimuth (°)	Height (m)	Comments
802.11n HT40_Nss1,(MCS0)_1TX	-	-	-	-	-	-	-	-	-	-	-	-
5.47-5.725GHz	Pass	PK	72.68M	36.40	40.00	-3.60	-24.17	3	H	360	1.00	-
5.725-5.85GHz	Pass	PK	192.96M	39.75	43.50	-3.75	-20.33	3	H	360	1.00	-

Result

Mode	Result	Type	Freq (Hz)	Level (dBuV/m)	Limit (dBuV/m)	Margin (dB)	Factor (dB)	Dist (m)	Pol. (H/V)	Azimuth (°)	Height (m)	Comments
802.11n HT40_Nss1,(MCS0)_1TX	-	-	-	-	-	-	-	-	-	-	-	-
5670MHz	Pass	PK	72.68M	36.40	40.00	-3.60	-24.17	3	H	360	1.00	-
5670MHz	Pass	PK	165.8M	39.13	43.50	-4.37	-19.41	3	H	360	1.00	-
5670MHz	Pass	PK	454.86M	31.58	46.00	-14.42	-11.04	3	H	360	1.00	-
5670MHz	Pass	PK	513.06M	30.63	46.00	-15.37	-10.08	3	H	360	1.00	-
5670MHz	Pass	PK	951.5M	35.30	46.00	-10.70	-2.41	3	H	360	1.00	-
5670MHz	Pass	QP	189.08M	34.68	43.50	-8.82	-20.41	3	H	218	1.84	-
5670MHz	Pass	PK	72.68M	31.35	40.00	-8.65	-24.17	3	V	0	1.00	-
5670MHz	Pass	PK	191.02M	33.45	43.50	-10.05	-20.39	3	V	0	1.00	-
5670MHz	Pass	PK	260.86M	33.74	46.00	-12.26	-14.98	3	V	0	1.00	-
5670MHz	Pass	PK	454.86M	29.26	46.00	-16.74	-11.04	3	V	0	1.00	-
5670MHz	Pass	PK	470.38M	29.93	46.00	-16.07	-10.71	3	V	0	1.00	-
5670MHz	Pass	PK	738.1M	33.68	46.00	-12.32	-6.28	3	V	0	1.00	-
5795MHz	Pass	PK	72.68M	35.56	40.00	-4.44	-24.17	3	H	360	1.00	-
5795MHz	Pass	PK	192.96M	39.75	43.50	-3.75	-20.33	3	H	360	1.00	-
5795MHz	Pass	PK	454.86M	32.37	46.00	-13.63	-11.04	3	H	360	1.00	-
5795MHz	Pass	PK	503.36M	30.74	46.00	-15.26	-10.13	3	H	360	1.00	-
5795MHz	Pass	PK	951.5M	33.57	46.00	-12.43	-2.41	3	H	360	1.00	-
5795MHz	Pass	QP	169.68M	34.16	43.50	-9.34	-19.71	3	H	215	2.05	-
5795MHz	Pass	PK	72.68M	30.82	40.00	-9.18	-24.17	3	V	0	1.00	-
5795MHz	Pass	PK	167.74M	32.14	43.50	-11.36	-19.56	3	V	0	1.00	-
5795MHz	Pass	PK	229.82M	34.52	46.00	-11.48	-18.82	3	V	0	1.00	-
5795MHz	Pass	PK	600.36M	28.32	46.00	-17.68	-8.62	3	V	0	1.00	-
5795MHz	Pass	PK	738.1M	34.15	46.00	-11.85	-6.28	3	V	0	1.00	-
5795MHz	Pass	PK	951.5M	35.51	46.00	-10.49	-2.41	3	V	0	1.00	-

802.11n HT40_Nss1,(MCS0)_1RX

5670MHz_USB

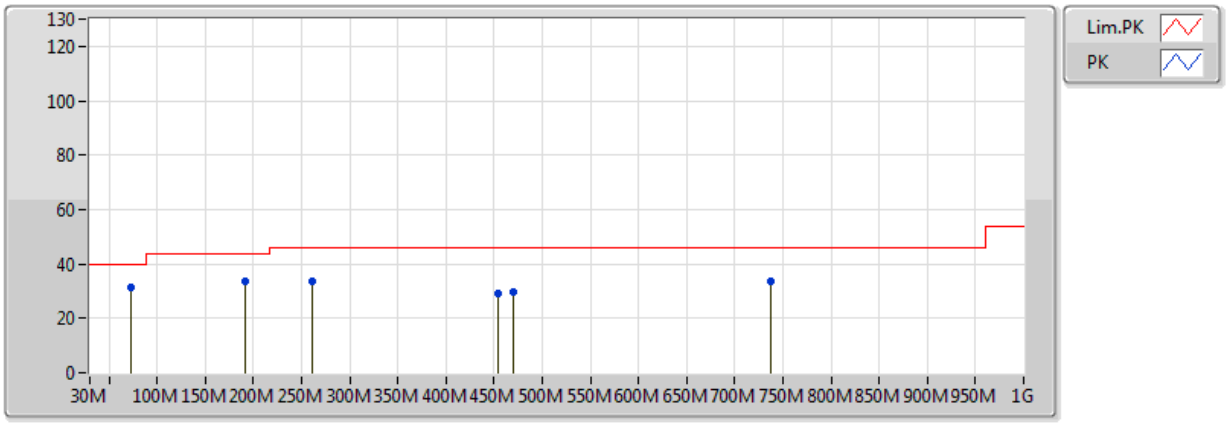

EUT = Z axis

Type	Freq(Hz)	Level(dBuV/m)	Limit(dBuV/m)	Margin(dB)	Factor(dB)	Dist(m)	Pol.(H/V)	Azimuth(°)	Height(m)	Comments
PK	72.68M	31.35	40.00	-8.65	-24.17	3	V	0	1.00	-
PK	191.02M	33.45	43.50	-10.05	-20.39	3	V	0	1.00	-
PK	260.86M	33.74	46.00	-12.26	-14.98	3	V	0	1.00	-
PK	454.86M	29.26	46.00	-16.74	-11.04	3	V	0	1.00	-
PK	470.38M	29.93	46.00	-16.07	-10.71	3	V	0	1.00	-
PK	738.1M	33.68	46.00	-12.32	-6.28	3	V	0	1.00	-

802.11n HT40_Nss1,(MCS0)_1RX

5670MHz_USB

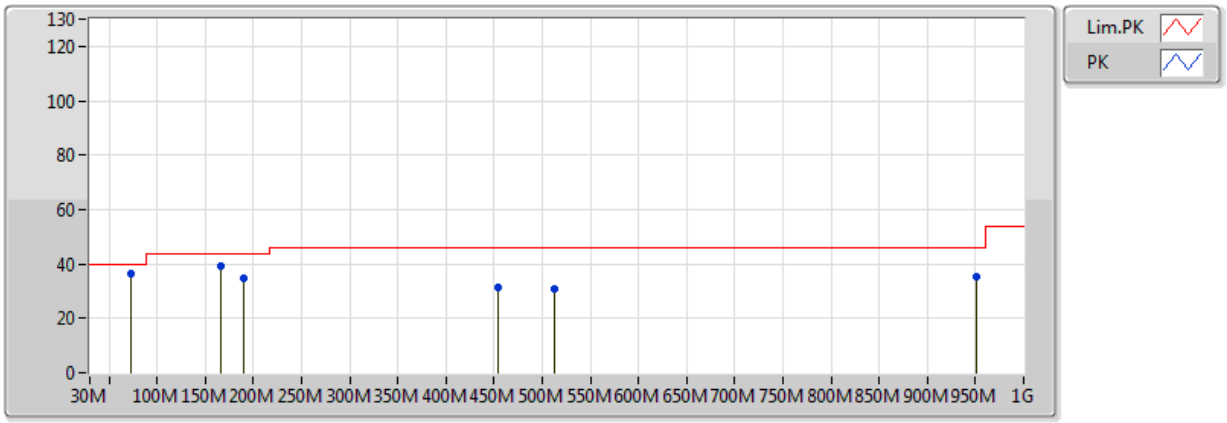

EUT = Z axis

Type	Freq(Hz)	Level(dBuV/m)	Limit(dBuV/m)	Margin(dB)	Factor(dB)	Dist(m)	Pol.(H/V)	Azimuth(°)	Height(m)	Comments
PK	72.68M	36.40	40.00	-3.60	-24.17	3	H	360	1.00	-
PK	165.8M	39.13	43.50	-4.37	-19.41	3	H	360	1.00	-
PK	454.86M	31.58	46.00	-14.42	-11.04	3	H	360	1.00	-
PK	513.06M	30.63	46.00	-15.37	-10.08	3	H	360	1.00	-
PK	951.5M	35.30	46.00	-10.70	-2.41	3	H	360	1.00	-
QP	189.08M	34.68	43.50	-8.82	-20.41	3	H	218	1.84	-

802.11n HT40_Nss1,(MCS0)_1RX

5795MHz_USB

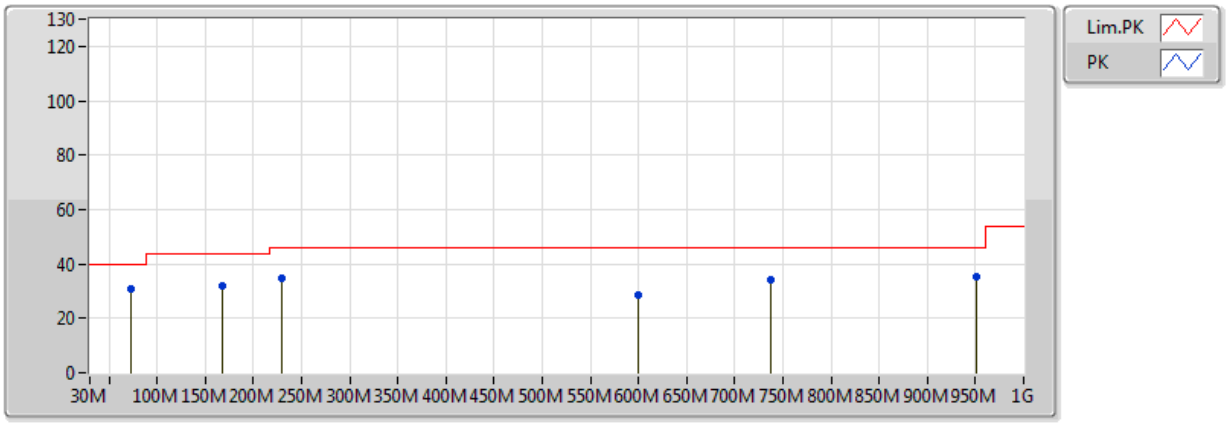

EUT = Z axis

Type	Freq(Hz)	Level(dBuV/m)	Limit(dBuV/m)	Margin(dB)	Factor(dB)	Dist(m)	Pol.(H/V)	Azimuth(°)	Height(m)	Comments
PK	72.68M	30.82	40.00	-9.18	-24.17	3	V	0	1.00	-
PK	167.74M	32.14	43.50	-11.36	-19.56	3	V	0	1.00	-
PK	229.82M	34.52	46.00	-11.48	-18.82	3	V	0	1.00	-
PK	600.36M	28.32	46.00	-17.68	-8.62	3	V	0	1.00	-
PK	738.1M	34.15	46.00	-11.85	-6.28	3	V	0	1.00	-
PK	951.5M	35.51	46.00	-10.49	-2.41	3	V	0	1.00	-

802.11n HT40_Nss1,(MCS0)_1RX

5795MHz_USB

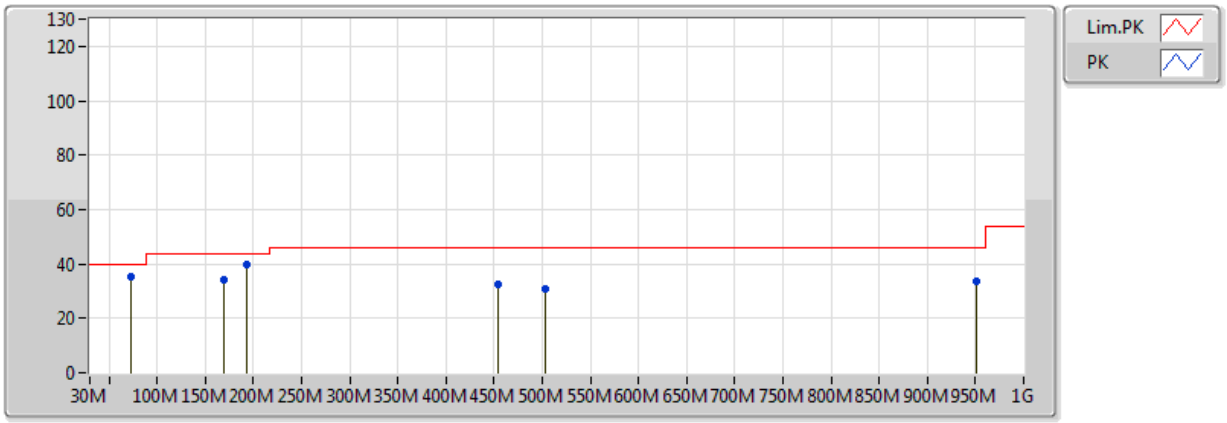

EUT = Z axis

Type	Freq(Hz)	Level(dBuV/m)	Limit(dBuV/m)	Margin(dB)	Factor(dB)	Dist(m)	Pol.(H/V)	Azimuth(°)	Height(m)	Comments
PK	72.68M	35.56	40.00	-4.44	-24.17	3	H	360	1.00	-
PK	192.96M	39.75	43.50	-3.75	-20.33	3	H	360	1.00	-
PK	454.86M	32.37	46.00	-13.63	-11.04	3	H	360	1.00	-
PK	503.36M	30.74	46.00	-15.26	-10.13	3	H	360	1.00	-
PK	951.5M	33.57	46.00	-12.43	-2.41	3	H	360	1.00	-
QP	169.68M	34.16	43.50	-9.34	-19.71	3	H	215	2.05	-

Summary

Mode	Result	Type	Freq (Hz)	Level (dBuV/m)	Limit (dBuV/m)	Margin (dB)	Factor (dB)	Dist (m)	Pol. (H/V)	Azimuth (°)	Height (m)	Comments
802.11a_(6Mbps)_1TX	-	-	-	-	-	-	-	-	-	-	-	-
5.15-5.25GHz	Pass	AV	1.808G	35.96	54.00	-18.04	-5.85	3	H	360	1.00	-
5.25-5.35GHz	Pass	AV	1.808G	36.63	54.00	-17.37	-5.85	3	V	360	1.00	-

Result

Mode	Result	Type	Freq (Hz)	Level (dBuV/m)	Limit (dBuV/m)	Margin (dB)	Factor (dB)	Dist (m)	Pol. (H/V)	Azimuth (°)	Height (m)	Comments
802.11a_(6Mbps)_1TX	-	-	-	-	-	-	-	-	-	-	-	-
5200MHz	Pass	AV	1.808G	35.96	54.00	-18.04	-5.85	3	H	360	1.00	-
5200MHz	Pass	AV	3.112G	30.30	54.00	-23.70	-1.68	3	H	360	1.00	-
5200MHz	Pass	AV	5.144G	33.07	54.00	-20.93	2.89	3	H	360	1.00	-
5200MHz	Pass	PK	1.808G	45.06	74.00	-28.94	-5.85	3	H	360	1.00	-
5200MHz	Pass	PK	3.112G	41.78	74.00	-32.22	-1.68	3	H	360	1.00	-
5200MHz	Pass	PK	5.144G	45.22	74.00	-28.78	2.89	3	H	360	1.00	-
5200MHz	Pass	AV	1.812G	35.20	54.00	-18.80	-5.84	3	V	0	1.00	-
5200MHz	Pass	AV	3.036G	29.75	54.00	-24.25	-1.92	3	V	0	1.00	-
5200MHz	Pass	AV	6.012G	33.67	54.00	-20.33	3.73	3	V	0	1.00	-
5200MHz	Pass	PK	1.812G	42.15	74.00	-31.85	-5.84	3	V	0	1.00	-
5200MHz	Pass	PK	3.036G	41.70	74.00	-32.30	-1.92	3	V	0	1.00	-
5200MHz	Pass	PK	6.012G	46.89	74.00	-27.11	3.73	3	V	0	1.00	-
5260MHz	Pass	AV	1.808G	36.38	54.00	-17.62	-5.85	3	H	0	1.00	-
5260MHz	Pass	AV	3.252G	30.29	54.00	-23.71	-1.25	3	H	0	1.00	-
5260MHz	Pass	AV	5.792G	33.26	54.00	-20.74	3.50	3	H	0	1.00	-
5260MHz	Pass	PK	1.808G	45.24	74.00	-28.76	-5.85	3	H	0	1.00	-
5260MHz	Pass	PK	3.252G	41.88	74.00	-32.12	-1.25	3	H	0	1.00	-
5260MHz	Pass	PK	5.792G	46.07	74.00	-27.93	3.50	3	H	0	1.00	-
5260MHz	Pass	AV	1.808G	36.63	54.00	-17.37	-5.85	3	V	360	1.00	-
5260MHz	Pass	AV	3.048G	29.75	54.00	-24.25	-1.88	3	V	360	1.00	-
5260MHz	Pass	AV	5.116G	32.98	54.00	-21.02	2.87	3	V	360	1.00	-
5260MHz	Pass	PK	1.808G	46.03	74.00	-27.97	-5.85	3	V	360	1.00	-
5260MHz	Pass	PK	3.048G	42.18	74.00	-31.82	-1.88	3	V	360	1.00	-
5260MHz	Pass	PK	5.116G	45.71	74.00	-28.29	2.87	3	V	360	1.00	-

802.11a_(6Mbps)_1RX

5200MHz_RX

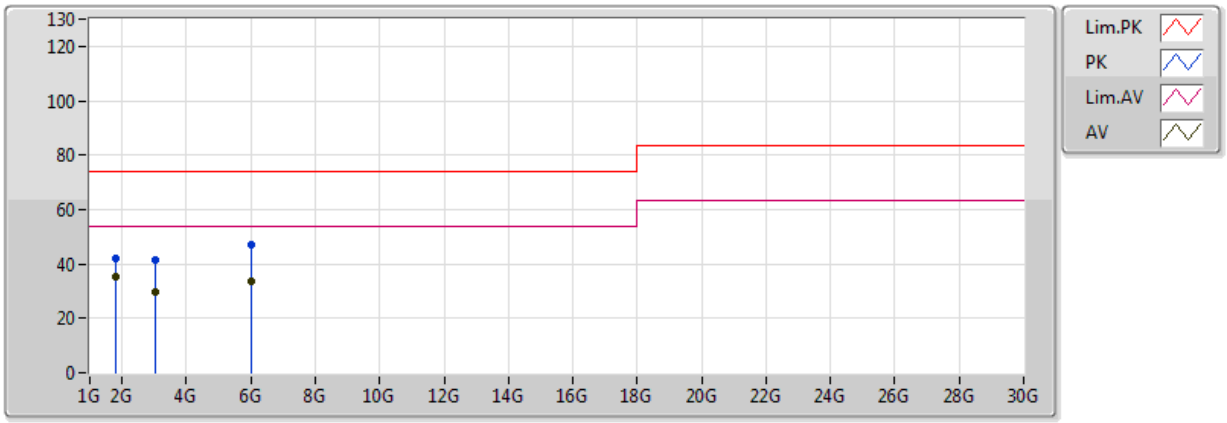

EUT = Z axis

Type	Freq(Hz)	Level(dBuV/m)	Limit(dBuV/m)	Margin(dB)	Factor(dB)	Dist(m)	Pol.(H/V)	Azimuth(°)	Height(m)	Comments
AV	1.812G	35.20	54.00	-18.80	-5.84	3	V	0	1.00	-
AV	3.036G	29.75	54.00	-24.25	-1.92	3	V	0	1.00	-
AV	6.012G	33.67	54.00	-20.33	3.73	3	V	0	1.00	-
PK	1.812G	42.15	74.00	-31.85	-5.84	3	V	0	1.00	-
PK	3.036G	41.70	74.00	-32.30	-1.92	3	V	0	1.00	-
PK	6.012G	46.89	74.00	-27.11	3.73	3	V	0	1.00	-

802.11a_(6Mbps)_1RX

5200MHz_RX

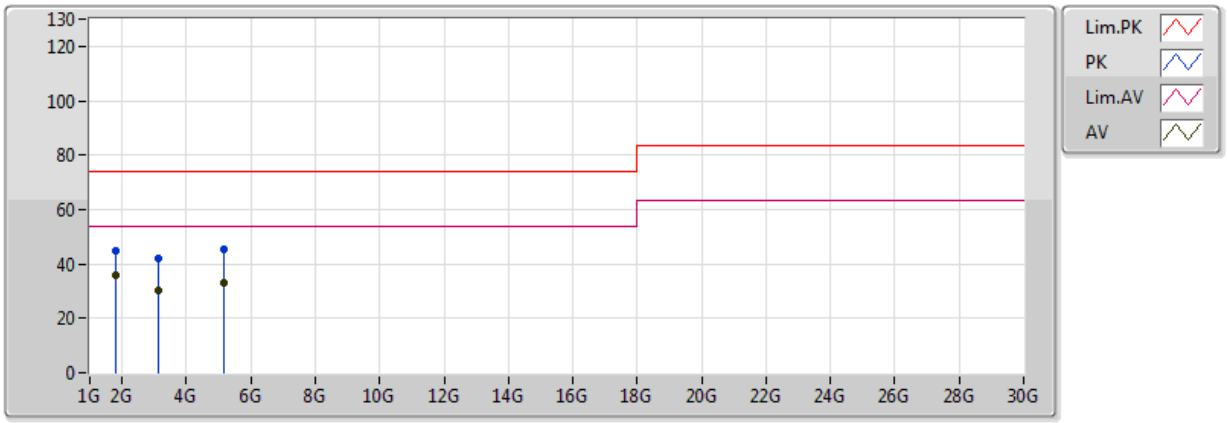

EUT = Z axis

Type	Freq(Hz)	Level(dBuV/m)	Limit(dBuV/m)	Margin(dB)	Factor(dB)	Dist(m)	Pol.(H/V)	Azimuth(°)	Height(m)	Comments
AV	1.808G	35.96	54.00	-18.04	-5.85	3	H	360	1.00	-
AV	3.112G	30.30	54.00	-23.70	-1.68	3	H	360	1.00	-
AV	5.144G	33.07	54.00	-20.93	2.89	3	H	360	1.00	-
PK	1.808G	45.06	74.00	-28.94	-5.85	3	H	360	1.00	-
PK	3.112G	41.78	74.00	-32.22	-1.68	3	H	360	1.00	-
PK	5.144G	45.22	74.00	-28.78	2.89	3	H	360	1.00	-

802.11a_(6Mbps)_1RX

5260MHz_RX

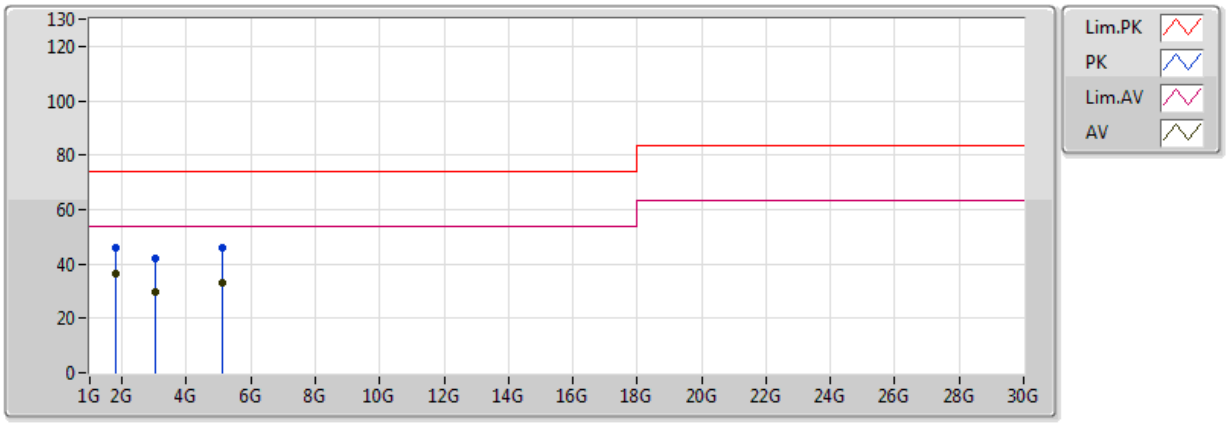

EUT = Z axis

Type	Freq(Hz)	Level(dBuV/m)	Limit(dBuV/m)	Margin(dB)	Factor(dB)	Dist(m)	Pol.(H/V)	Azimuth(°)	Height(m)	Comments
AV	1.808G	36.63	54.00	-17.37	-5.85	3	V	360	1.00	-
AV	3.048G	29.75	54.00	-24.25	-1.88	3	V	360	1.00	-
AV	5.116G	32.98	54.00	-21.02	2.87	3	V	360	1.00	-
PK	1.808G	46.03	74.00	-27.97	-5.85	3	V	360	1.00	-
PK	3.048G	42.18	74.00	-31.82	-1.88	3	V	360	1.00	-
PK	5.116G	45.71	74.00	-28.29	2.87	3	V	360	1.00	-

802.11a_(6Mbps)_1RX

5260MHz_RX

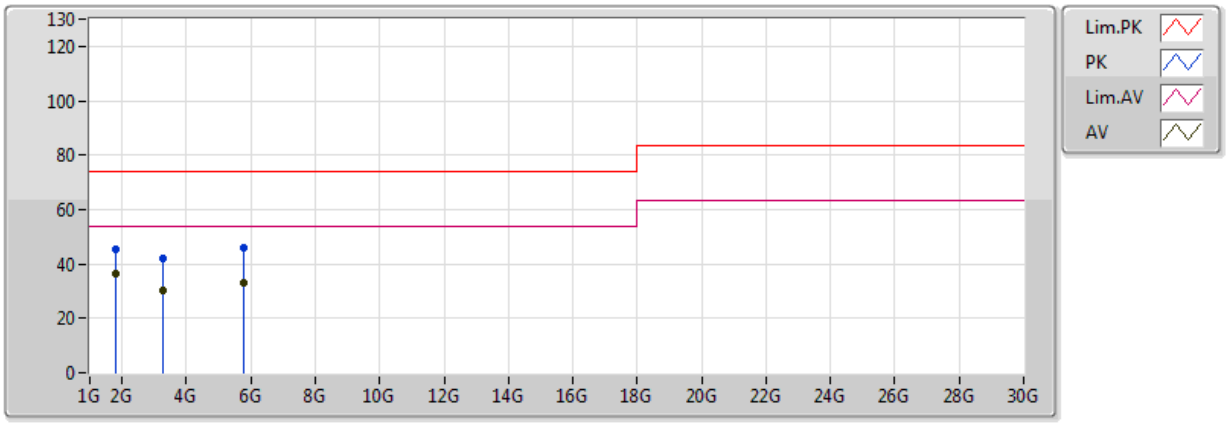

EUT = Z axis

Type	Freq(Hz)	Level(dBuV/m)	Limit(dBuV/m)	Margin(dB)	Factor(dB)	Dist(m)	Pol.(H/V)	Azimuth(°)	Height(m)	Comments
AV	1.808G	36.38	54.00	-17.62	-5.85	3	H	0	1.00	-
AV	3.252G	30.29	54.00	-23.71	-1.25	3	H	0	1.00	-
AV	5.792G	33.26	54.00	-20.74	3.50	3	H	0	1.00	-
PK	1.808G	45.24	74.00	-28.76	-5.85	3	H	0	1.00	-
PK	3.252G	41.88	74.00	-32.12	-1.25	3	H	0	1.00	-
PK	5.792G	46.07	74.00	-27.93	3.50	3	H	0	1.00	-