UNII-2A

Summary

Test	Frequency (MHz)	Nominal Power (dBm)	Nominal Bandwidth (MHz)	Result
Emission Bandwidth 26 dB	5255.000	20.0	10.000000	PASS
RF output power	5255.000	20.0	10.000000	PASS
Power Spectral Density	5255.000	20.0	10.000000	PASS
Occupied Channel Bandwidth 99%	5255.000	20.0	10.000000	PASS
Frequency stability	5255.000	20.0	10.000000	PASS
Tx Spurious Emission	5255.000	20.0	10.000000	PASS
Emissions in restricted frequency bands (Average)	5255.000	20.0	10.000000	PASS
Emissions in restricted frequency bands (Peak)	5255.000	20.0	10.000000	PASS
Emission Bandwidth 26 dB	5300.000	20.0	10.000000	PASS
RF output power	5300.000	20.0	10.000000	PASS
Power Spectral Density	5300.000	20.0	10.000000	PASS
Occupied Channel Bandwidth 99%	5300.000	20.0	10.000000	PASS
Emissions in restricted frequency bands (Peak)	5300.000	20.0	10.000000	PASS
Emission Bandwidth 26 dB	5340.000	20.0	10.000000	PASS
RF output power	5340.000	20.0	10.000000	PASS
Power Spectral Density	5340.000	20.0	10.000000	PASS
Occupied Channel Bandwidth 99%	5340.000	20.0	10.000000	PASS
Frequency stability	5340.000	20.0	10.000000	PASS
Tx Spurious Emission	5340.000	20.0	10.000000	PASS
Emissions in restricted frequency bands (Peak)	5340.000	20.0	10.000000	PASS
Emission Bandwidth 26 dB	5260.000	20.0	20.000000	PASS
RF output power	5260.000	20.0	20.000000	PASS
Power Spectral Density	5260.000	20.0	20.000000	PASS
Occupied Channel Bandwidth 99%	5260.000	20.0	20.000000	PASS
Tx Spurious Emission	5260.000	20.0	20.000000	PASS
Emissions in restricted frequency bands (Peak)	5260.000	20.0	20.000000	PASS
Emission Bandwidth 26 dB	5300.000	20.0	20.000000	PASS
RF output power	5300.000	20.0	20.000000	PASS
Power Spectral Density	5300.000	20.0	20.000000	PASS
Occupied Channel Bandwidth 99%	5300.000	20.0	20.000000	PASS
Emissions in restricted frequency bands (Peak)	5300.000	20.0	20.000000	PASS
Emission Bandwidth 26 dB	5335.000	20.0	20.000000	PASS
RF output power	5335.000	20.0	20.000000	PASS
Power Spectral Density	5335.000	20.0	20.000000	PASS
Occupied Channel Bandwidth 99%	5335.000	20.0	20.000000	PASS
Tx Spurious Emission	5335.000	20.0	20.000000	PASS
Emissions in restricted frequency bands (Peak)	5335.000	20.0	20.000000	PASS
Emission Bandwidth 26 dB	5265.000	20.0	30.000000	PASS
RF output power	5265.000	20.0	30.000000	PASS
Power Spectral Density	5265.000	20.0	30.000000	PASS
Occupied Channel Bandwidth 99%	5265.000	20.0	30.000000	PASS
Tx Spurious Emission	5265.000	20.0	30.000000	PASS
Emissions in restricted frequency bands (Peak)	5265.000	20.0	30.000000	PASS
Emission Bandwidth 26 dB	5300.000	20.0	30.000000	PASS
RF output power	5300.000	20.0	30.000000	PASS
Power Spectral Density	5300.000	20.0	30.000000	PASS
Occupied Channel Bandwidth 99%	5300.000	20.0	30.000000	PASS
Emissions in restricted frequency bands (Peak)	5300.000	20.0	30.000000	PASS
Emission Bandwidth 26 dB	5330.000	20.0	30.000000	PASS
RF output power	5330.000	20.0	30.000000	PASS
Power Spectral Density	5330.000	20.0	30.000000	PASS
Occupied Channel Bandwidth 99%	5330.000	20.0	30.000000	PASS
Tx Spurious Emission	5330.000	20.0	30.000000	PASS
Emissions in restricted frequency bands (Peak)	5330.000	20.0	30.000000	PASS
Emission Bandwidth 26 dB	5270.000	20.0	40.000000	PASS
RF output power	5270.000	20.0	40.000000	PASS
Power Spectral Density	5270.000	20.0	40.000000	PASS
Occupied Channel Bandwidth 99%	5270.000	20.0	40.000000	PASS
Tx Spurious Emission	5270.000	20.0	40.000000	PASS
Emissions in restricted frequency bands (Peak)	5270.000	20.0	40.000000	PASS
Emission Bandwidth 26 dB	5300.000	20.0	40.000000	PASS

Test	Frequency (MHz)	Nominal Power (dBm)	Nominal Bandwidth (MHz)	Result
RF output power	5300.000	20.0	40.000000	PASS
Power Spectral Density	5300.000	20.0	40.000000	PASS
Occupied Channel Bandwidth 99%	5300.000	20.0	40.000000	PASS
Emissions in restricted frequency bands (Peak)	5300.000	20.0	40.000000	PASS
Emission Bandwidth 26 dB	5325.000	20.0	40.000000	PASS
RF output power	5325.000	20.0	40.000000	PASS
Power Spectral Density	5325.000	20.0	40.000000	PASS
Occupied Channel Bandwidth 99%	5325.000	20.0	40.000000	PASS
Tx Spurious Emission	5325.000	20.0	40.000000	PASS
Emissions in restricted frequency bands (Peak)	5325.000	20.0	40.000000	PASS
Emission Bandwidth 26 dB	5275.000	20.0	50.000000	PASS
RF output power	5275.000	20.0	50.000000	PASS
Power Spectral Density	5275.000	20.0	50.000000	PASS
Occupied Channel Bandwidth 99%	5275.000	20.0	50.000000	PASS
Tx Spurious Emission	5275.000	20.0	50.000000	PASS
Emissions in restricted frequency bands (Peak)	5275.000	20.0	50.000000	PASS
Emission Bandwidth 26 dB	5300.000	20.0	50.000000	PASS
RF output power	5300.000	20.0	50.000000	PASS
Power Spectral Density	5300.000	20.0	50.000000	PASS
Occupied Channel Bandwidth 99%	5300.000	20.0	50.000000	PASS
Emissions in restricted frequency bands (Peak)	5300.000	20.0	50.000000	PASS
Emission Bandwidth 26 dB	5320.000	20.0	50.000000	PASS
RF output power	5320.000	20.0	50.000000	PASS
Power Spectral Density	5320.000	20.0	50.000000	PASS
Occupied Channel Bandwidth 99%	5320.000	20.0	50.000000	PASS
Tx Spurious Emission	5320.000	20.0	50.000000	PASS
Emissions in restricted frequency bands (Peak)	5320.000	20.0	50.000000	PASS
Emissions in restricted frequency bands (Average)	5300.000	20.0	10.000000	PASS
Emissions in restricted frequency bands (Average)	5340.000	20.0	10.000000	PASS
Emissions in restricted frequency bands (Average)	5260.000	20.0	20.000000	PASS
Emissions in restricted frequency bands (Average)	5300.000	20.0	20.000000	PASS
Emissions in restricted frequency bands (Average)	5335.000	20.0	20.000000	PASS
Emissions in restricted frequency bands (Average)	5270.000	20.0	40.000000	PASS
Emissions in restricted frequency bands (Average)	5300.000	20.0	40.000000	PASS
Emissions in restricted frequency bands (Average)	5325.000	20.0	40.000000	PASS
Emissions in restricted frequency bands (Average)	5270.000	20.0	30.000000	PASS
Emissions in restricted frequency bands (Average)	5300.000	20.0	30.000000	PASS
Emissions in restricted frequency bands (Average)	5330.000	20.0	30.000000	PASS
Emissions in restricted frequency bands (Average)	5275.000	20.0	50.000000	PASS
Emissions in restricted frequency bands (Average)	5300.000	20.0	50.000000	PASS
Emissions in restricted frequency bands (Average)	5320.000	20.0	50.000000	PASS

Emission Bandwidth 26 dB (5255 MHz; 10 MHz)

Customized settings.

Test according to FCC title 47 part 15 §15.407(a),(e), KDB 789033 D02 General U-NII Test Procedures New Rules v02r01 D and ANSI C63.10-2013

Measurement uncertainty calculated in accordance with ETSI TR 100 028-1.
Expanded Uncertainty (K=2) < 2%

26 dB Bandwidth

DUT Frequency (MHz)	Bandwidth (MHz)	Limit Min (MHz)	Limit Max (MHz)	Band Edge Left (MHz)	Band Edge Right (MHz)
5255.000000	10.400000	---	---	5249.825000	5260.225000

(continuation of the "26 dB Bandwidth" table from column 6 ...)

DUT Frequency (MHz)	Max Level (dBm)	Result
5255.000000	1.5	PASS

26 dB Bandwidth

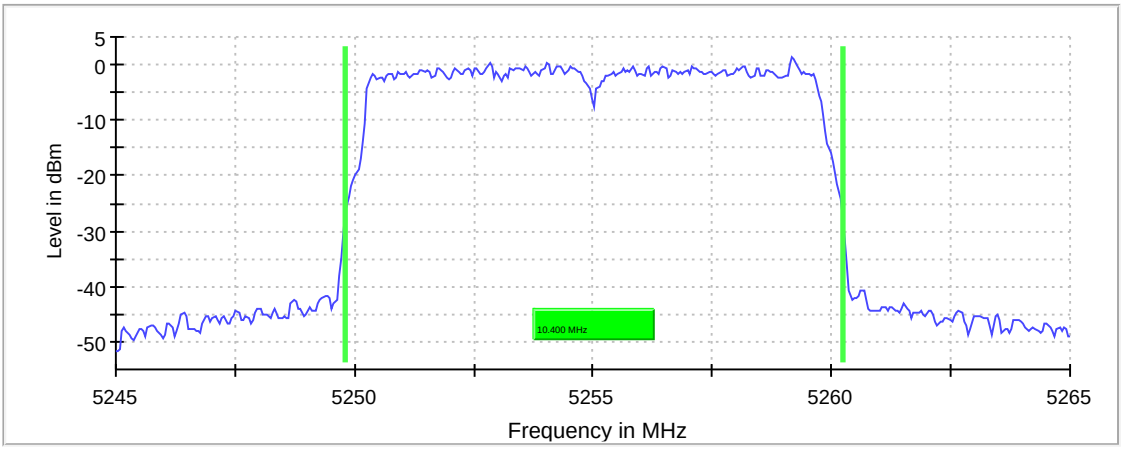

Bandwidth

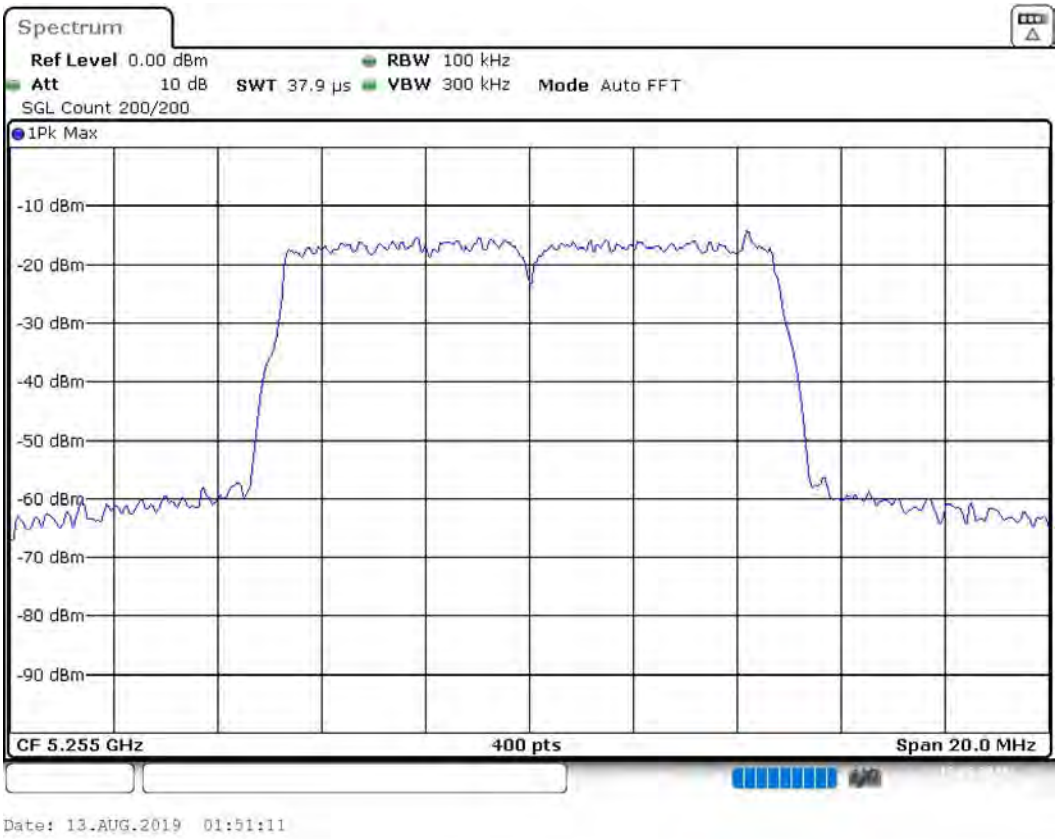

Measurement

Setting	Instrument Value	Target Value
Start Frequency	5.24500 GHz	5.24500 GHz
Stop Frequency	5.26500 GHz	5.26500 GHz
Span	20.000 MHz	20.000 MHz
RBW	100.000 kHz	~ 100.000 kHz
VBW	300.000 kHz	>= 300.000 kHz
SweepPoints	400	~ 400
Sweeptime	37.891 µs	AUTO
Reference Level	0.000 dBm	AUTO
Attenuation	10.000 dB	0.000 dB
Detector	MaxPeak	MaxPeak
SweepCount	200	200
Filter	3 dB	3 dB
Trace Mode	Max Hold	Max Hold
Sweeptype	FFT	AUTO
Preamp	off	off

RF output power (5255 MHz; 10 MHz)

Customized settings.

Test according to FCC title 47 part 15 §15.407(a), KDB 789033 D02 General U-NII Test Procedures New Rules v02r01 II.E and ANSI C63.10-2013

Measurement uncertainty calculated in accordance with ETSI TR 100 028-1.
Expanded Combined Uncertainty of absolute Level Measurement (K=2) < 1 dB

Result

DUT Frequency (MHz)	Gated RMS (dBm)	Limit Max (dBm)	Gated EIRP (dBm)	DutyCycle (%)	Result
5255.000000	27.1	---	27.1	98.355	PASS

Power Spectral Density (5255 MHz; 10 MHz)

Customized settings.

Test according to FCC title 47 part 15 §15.407(a), KDB 789033 D02 General U-NII Test Procedures New Rules v02r01 II.F and ANSI C63.10-2013

Measurement uncertainty calculated in accordance with ETSI TR 100 028-1.
Expanded Uncertainty (K=2) < 1.3 dB

Result

DUT Frequency (MHz)	Frequency (MHz)	PSD (dBm)	Limit Max (dBm)	Result
5255.000000	5256.287129	4.516	6.2	PASS

Ports

Port	Duty Cycle (%)
1	0.000
2	0.000

Measurement

Setting	Instrument Value	Target Value
Start Frequency	5.25000 GHz	5.25000 GHz
Stop Frequency	5.26000 GHz	5.26000 GHz
Span	10.000 MHz	10.000 MHz
RBW	1.000 MHz	<= 1.000 MHz
VBW	3.000 MHz	>= 3.000 MHz
SweepPoints	101	~ 20
Sweeptime	2.020 ms	2.020 ms
Reference Level	20.000 dBm	20.000 dBm
Attenuation	40.000 dB	AUTO
Detector	RMS	RMS
SweepCount	100	100
Filter	3 dB	3 dB
Trace Mode	Max Hold	Max Hold
Sweeptype	FFT	AUTO
Preamp	off	off

Occupied Channel Bandwidth 99% (5255 MHz; 10 MHz)

Customized settings.

Test according to FCC title 47 part 15 §15.407(a),(e), KDB 789033 D02 General U-NII Test Procedures New Rules v02r01 D and ANSI C63.10-2013

Measurement uncertainty calculated in accordance with ETSI TR 100 028-1.
Expanded Uncertainty (K=2) < 2%

99 % Bandwidth

DUT Frequency (MHz)	Bandwidth (MHz)	Limit Min (MHz)	Limit Max (MHz)	Band Edge Left (MHz)	Band Edge Right (MHz)
5255.000000	9.400000	---	---	5250.325000	5259.725000

(continuation of the "99 % Bandwidth" table from column 6 ...)

DUT Frequency (MHz)	Result
5255.000000	PASS

99 % Bandwidth

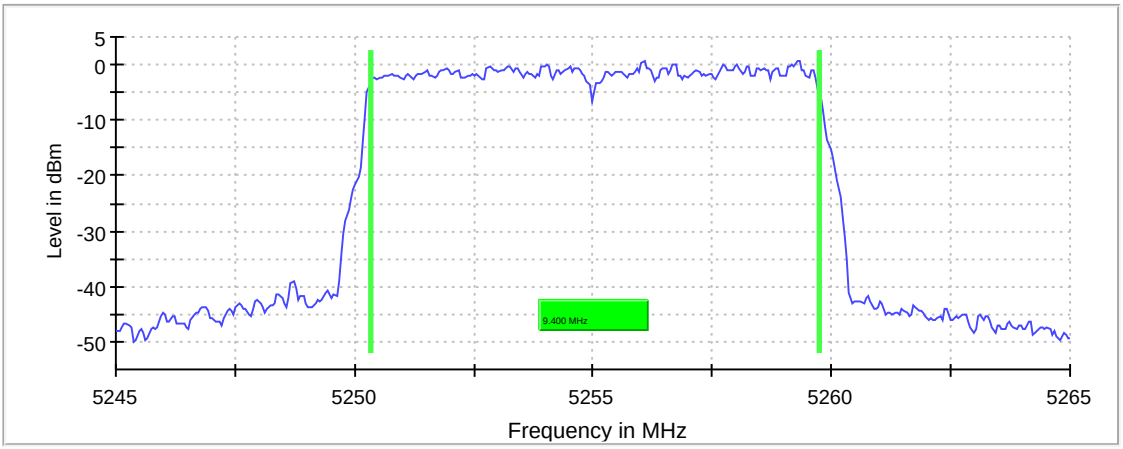

Bandwidth

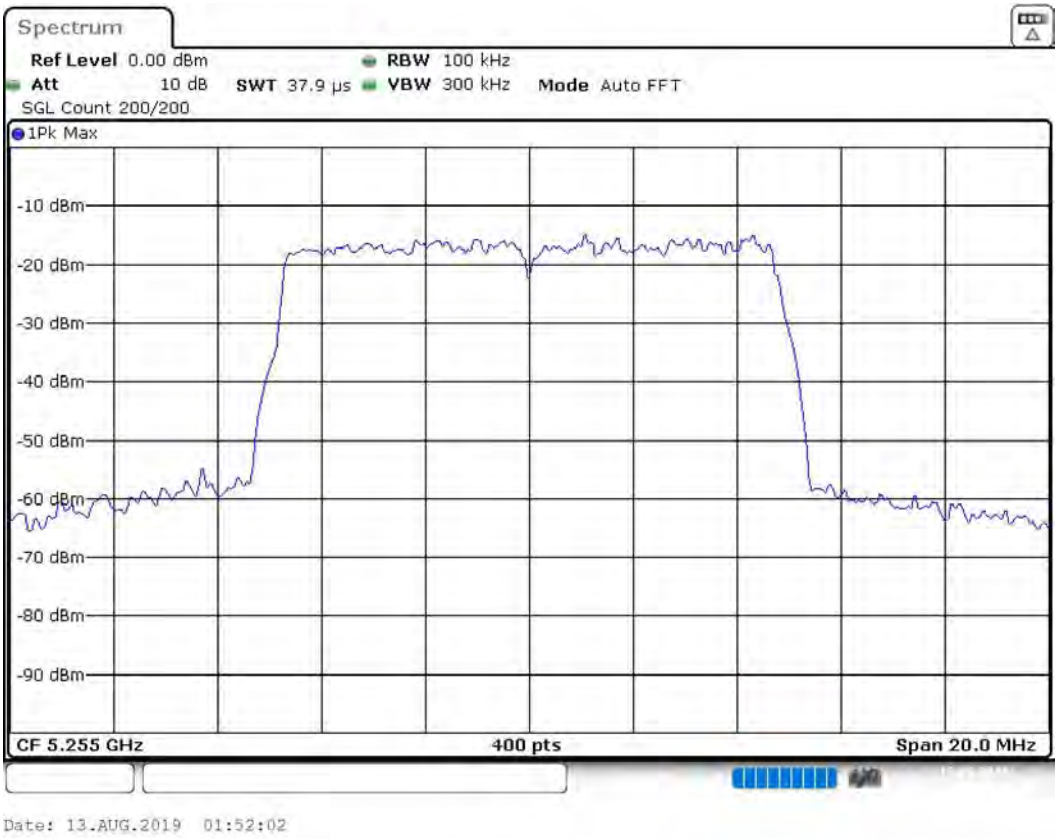

Measurement

Setting	Instrument Value	Target Value
Start Frequency	5.24500 GHz	5.24500 GHz
Stop Frequency	5.26500 GHz	5.26500 GHz
Span	20.000 MHz	20.000 MHz
RBW	100.000 kHz	>= 100.000 kHz
VBW	300.000 kHz	>= 300.000 kHz
SweepPoints	400	~ 400
Sweeptime	37.891 µs	AUTO
Reference Level	0.000 dBm	0.000 dBm
Attenuation	10.000 dB	0.000 dB
Detector	MaxPeak	MaxPeak
SweepCount	200	200
Filter	3 dB	3 dB
Trace Mode	Max Hold	Max Hold
Sweeptype	FFT	AUTO
Preamp	off	off

Frequency stability (5255 MHz; 10 MHz)

Test according to FCC title 47 part 15 §15.407(g), KDB 789033 D02 General U-NII Test Procedures New Rules v02r01 A.3 and ANSI C63.10-2013

Measurement uncertainty calculated in accordance with ETSI TR 100 028-1.
Expanded Uncertainty (K=2) < 5ppm

Result

DUT Frequency (MHz)	Frequency (MHz)	Difference (ppm)	Frequency Difference (kHz)	Limit Min (MHz)	Limit Max (MHz)	Result
5255.000000	5255.001000	0.190	1.000000	---	---	PASS

Measurement

Setting	Instrument Value	Target Value
Start Frequency	5.25000 GHz	5.25000 GHz
Stop Frequency	5.26000 GHz	5.26000 GHz
Span	10.000 MHz	10.000 MHz
RBW	10.000 kHz	<= 10.000 kHz
VBW	30.000 kHz	>= 30.000 kHz
SweepPoints	10001	~ 10001
Sweeptime	568.782 µs	AUTO
Reference Level	20.000 dBm	20.000 dBm
Attenuation	40.000 dB	AUTO
Detector	MaxPeak	MaxPeak
SweepCount	50	50
Filter	3 dB	3 dB
Trace Mode	Max Hold	Max Hold
Sweeptype	FFT	AUTO
Preamp	off	off
Stablemode	Trace	Trace
Stablevalue	1.00 dB	1.00 dB
Run	8 / max. 150	max. 150
Stable	1 / 1	1
Max Stable Difference	0.60 dB	1.00 dB

Tx Spurious Emission (5255 MHz; 10 MHz)

Customized settings.

Test according to FCC title 47 part 15 §15.407(b), KDB 789033 D02 General U-NII Test Procedures New Rules v02r01 II.G.4&5 and ANSI C63.10-2013

Measurement uncertainty calculated in accordance with ETSI TR 100 028-1.
Expanded Uncertainty (K=2) < 1.8 dB

Result

DUT Frequency (MHz)	Result
5255.000000	PASS

Final measurements

Frequency (MHz)	Level Pre Measurement (dBm)	level (dBm)	Limit (dBm)	Margin (dB)	Result
---	---	---	---	---	---

Pre Measurements

Frequency (MHz)	Level (dBm)	Margin (dB)	Limit (dBm)
5097.250000	-34.2	7.2	-27.0
5091.250000	-34.7	7.7	-27.0
5096.750000	-34.8	7.8	-27.0
5414.250000	-34.9	7.9	-27.0
5096.250000	-35.0	8.0	-27.0
5092.750000	-35.3	8.3	-27.0
5415.750000	-35.4	8.4	-27.0
5415.250000	-35.4	8.4	-27.0
5094.750000	-35.5	8.5	-27.0
5093.750000	-35.5	8.5	-27.0
5414.750000	-35.5	8.5	-27.0
5097.750000	-35.5	8.5	-27.0
5413.750000	-35.6	8.6	-27.0
5092.250000	-35.6	8.6	-27.0
5412.750000	-35.6	8.6	-27.0

Measurement Settings

Start Frequency (MHz)	Stop Frequency (MHz)	Pre Measurement	Final Measurement
1000.000000	5150.000000	2	2
5150.000000	5250.000000	2	2
5250.000000	5350.000000	2	2
5350.000000	5470.000000	2	2
5470.000000	5725.000000	2	2
5725.000000	5850.000000	2	2
5850.000000	7000.000000	2	2
7000.000000	18000.000000	2	2
18000.000000	26000.000000	2	2
26000.000000	40000.000000	2	2

Spurious

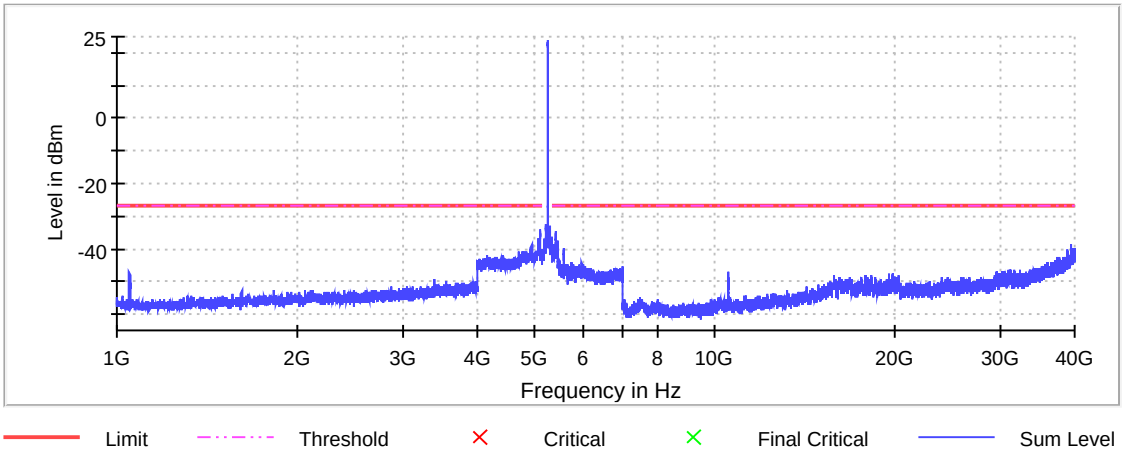

Gain

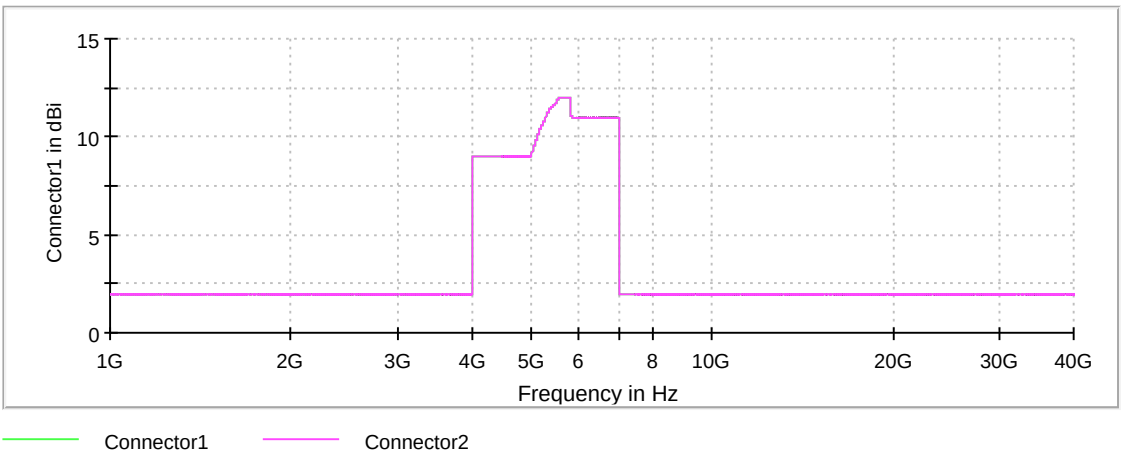

Attenuation

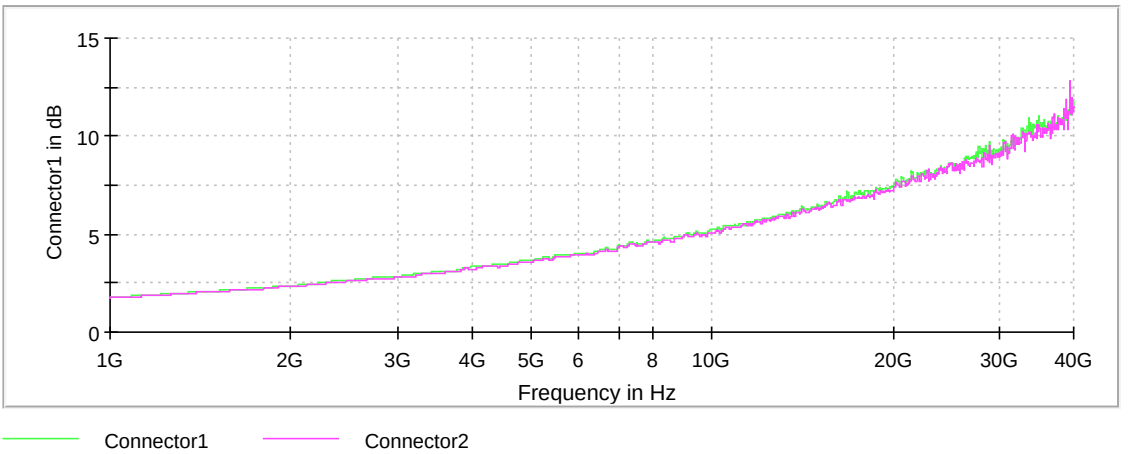

Pre Measurement 2

Setting	Instrument Value	Target Value
RBW	1.000 MHz	<= 1.000 MHz
VBW	3.000 MHz	>= 3.000 MHz
SweepPoints	8300	~ 8300
Sweeptime	8.300 ms	AUTO
Reference Level	10.000 dBm	AUTO
Attenuation	20.000 dB	10.000 dB
Detector	MaxPeak	MaxPeak
SweepCount	30	30
Filter	3 dB	3 dB
Trace Mode	Max Hold	Max Hold
Sweeptype	Sweep	AUTO
Preamp	off	off

Emissions in restricted frequency bands (Average) (5255 MHz;10 MHz)

Customized settings.

Test according to FCC title 47 part 15 §15.407(b), KDB 789033 D02 General U-NII Test Procedures New Rules v02r01 II.G.1 and ANSI C63.10-2013

Measurement uncertainty calculated in accordance with ETSI TR 100 028-1.
Expanded Uncertainty (K=2) < 1.8 dB

Result

DUT Frequency (MHz)	Result
5255.000000	PASS

Final measurements

Frequency (MHz)	Level Pre Measurement (dBm)	level (dBm)	Limit (dBm)	Margin (dB)	Result
---	---	---	---	---	---

Pre Measurements

Frequency (MHz)	Level (dBm)	Margin (dB)	Limit (dBm)
1049.750000	-45.5	4.3	-41.2
1051.250000	-46.7	5.5	-41.2
1050.750000	-46.8	5.6	-41.2
1048.750000	-47.0	5.8	-41.2
1050.250000	-47.3	6.1	-41.2
1051.750000	-47.7	6.5	-41.2
1049.250000	-47.9	6.7	-41.2
1047.750000	-48.2	7.0	-41.2
1048.250000	-48.8	7.6	-41.2
1052.250000	-49.0	7.8	-41.2
1053.250000	-49.1	7.9	-41.2
1047.250000	-49.6	8.4	-41.2
1052.750000	-49.7	8.5	-41.2
15764.250000	-50.5	9.3	-41.2
15762.250000	-50.8	9.6	-41.2

Measurement Settings

Start Frequency (MHz)	Stop Frequency (MHz)	Pre Measurement	Final Measurement
0.009000	0.090000	1	1
0.090000	0.110000	2	2
0.110000	0.150000	1	1
0.150000	0.490000	1	1
0.490000	30.000000	2	2
30.000000	1000.000000	2	2
1000.000000	4000.000000	1	1
7500.000000	18000.000000	1	1
18000.000000	26000.000000	1	1
26000.000000	40000.000000	1	1

Restricted Band

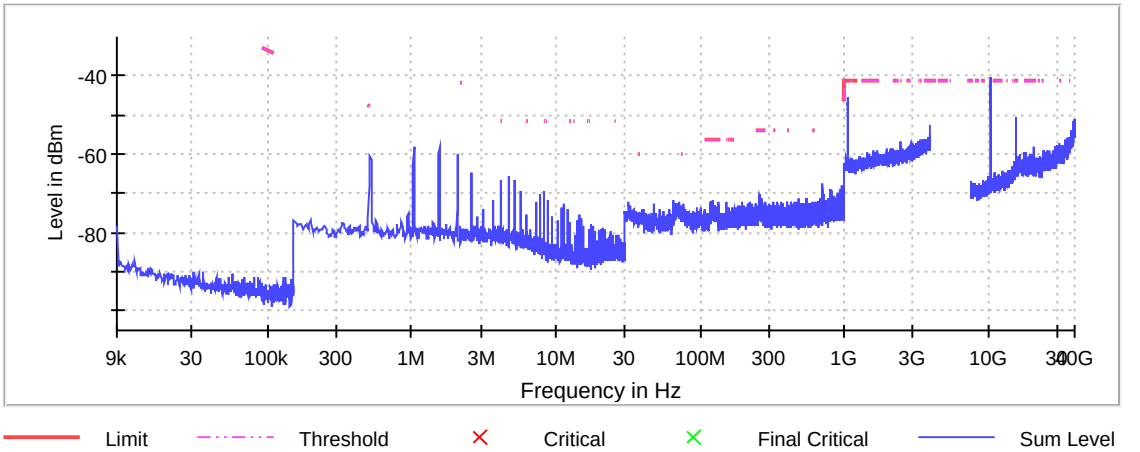

Gain

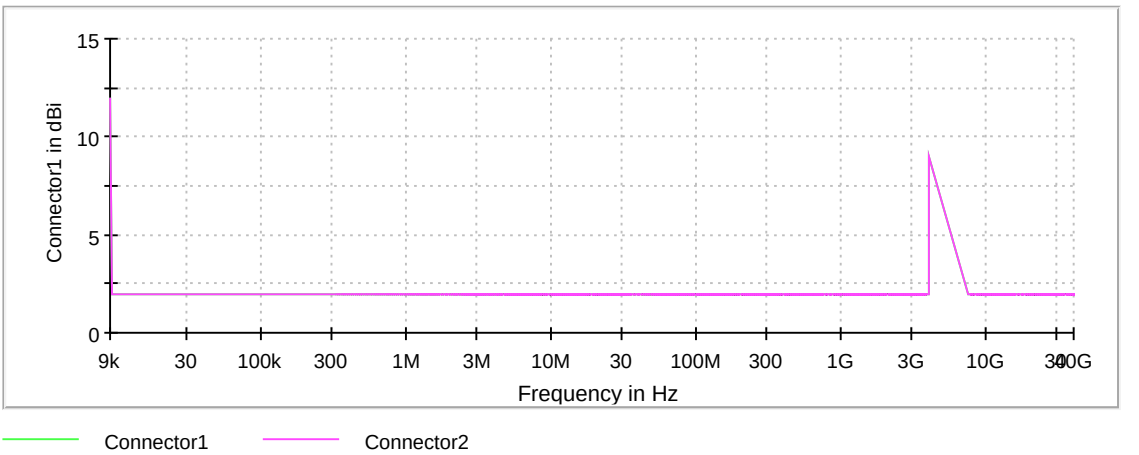

Attenuation

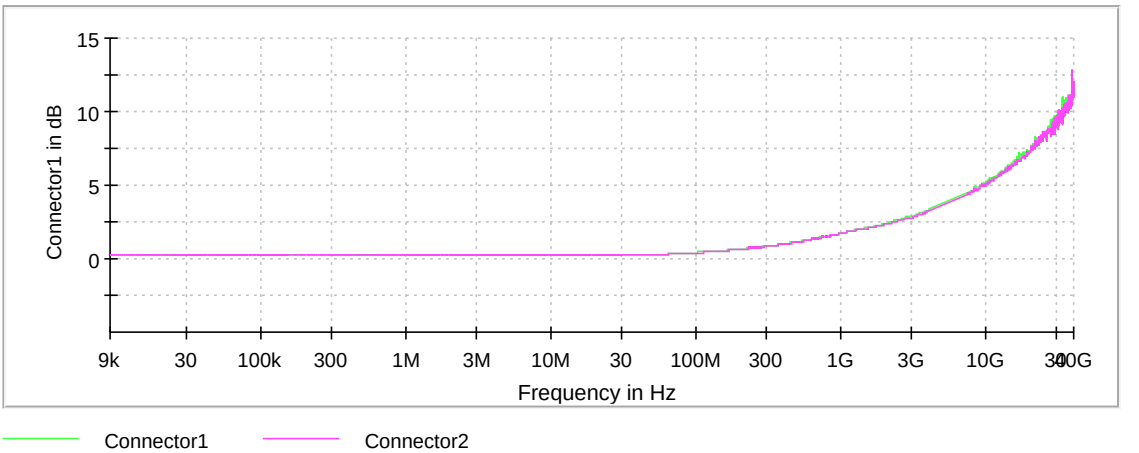

Pre Measurement 1

Setting	Instrument Value	Target Value
RBW	300.000 Hz	<= 300.000 Hz
VBW	1.000 kHz	>= 900.000 Hz
SweepPoints	540	~ 540
Sweeptime	6.322 ms	AUTO
Reference Level	5.000 dBm	AUTO
Attenuation	15.000 dB	5.000 dB
Detector	RMS	RMS
SweepCount	100	100
Filter	3 dB	3 dB
Trace Mode	Max Hold	Max Hold
Sweeptype	FFT	AUTO
Preamp	off	off

Pre Measurement 2

Setting	Instrument Value	Target Value
RBW	300.000 Hz	<= 300.000 Hz
VBW	1.000 kHz	>= 900.000 Hz
SweepPoints	133	~ 133
Sweeptime	6.312 ms	AUTO
Reference Level	5.000 dBm	AUTO
Attenuation	15.000 dB	5.000 dB
Detector	MaxPeak	MaxPeak
SweepCount	30	30
Filter	3 dB	3 dB
Trace Mode	Max Hold	Max Hold
Sweeptype	FFT	AUTO
Preamp	off	off

Emissions in restricted frequency bands (Peak) (5255 MHz;10 MHz)

Customized settings.

Test according to FCC title 47 part 15 §15.407(b), KDB 789033 D02 General U-NII Test Procedures New Rules v02r01 II.G.1 and ANSI C63.10-2013

Measurement uncertainty calculated in accordance with ETSI TR 100 028-1.
Expanded Uncertainty (K=2) < 1.8 dB

Result

DUT Frequency (MHz)	Result
5255.000000	PASS

Final measurements

Frequency (MHz)	Level Pre Measurement (dBm)	level (dBm)	Limit (dBm)	Margin (dB)	Result
---	---	---	---	---	---

Pre Measurements

Frequency (MHz)	Level (dBm)	Margin (dB)	Limit (dBm)
5098.750000	-36.4	15.2	-21.2
5413.250000	-36.8	15.6	-21.2
5097.250000	-37.1	15.9	-21.2
5096.750000	-37.1	15.9	-21.2
5418.750000	-37.2	16.0	-21.2
5418.250000	-37.3	16.1	-21.2
5092.250000	-37.3	16.1	-21.2
5094.250000	-37.4	16.2	-21.2
5413.750000	-37.6	16.4	-21.2
5417.750000	-37.6	16.4	-21.2
5412.750000	-37.9	16.7	-21.2
5414.250000	-37.9	16.7	-21.2
5098.250000	-38.1	16.9	-21.2
5419.250000	-38.2	17.0	-21.2
5095.250000	-38.4	17.2	-21.2

Measurement Settings

Start Frequency (MHz)	Stop Frequency (MHz)	Pre Measurement	Final Measurement
0.009000	0.150000	1	1
0.150000	30.000000	1	1
30.000000	1000.000000	1	1
1000.000000	5150.000000	1	2
5150.000000	5350.000000	1	2
5350.000000	5470.000000	1	2
5470.000000	5850.000000	1	2
5850.000000	18000.000000	1	2
18000.000000	26000.000000	1	2
26000.000000	40000.000000	1	2

Restricted Band

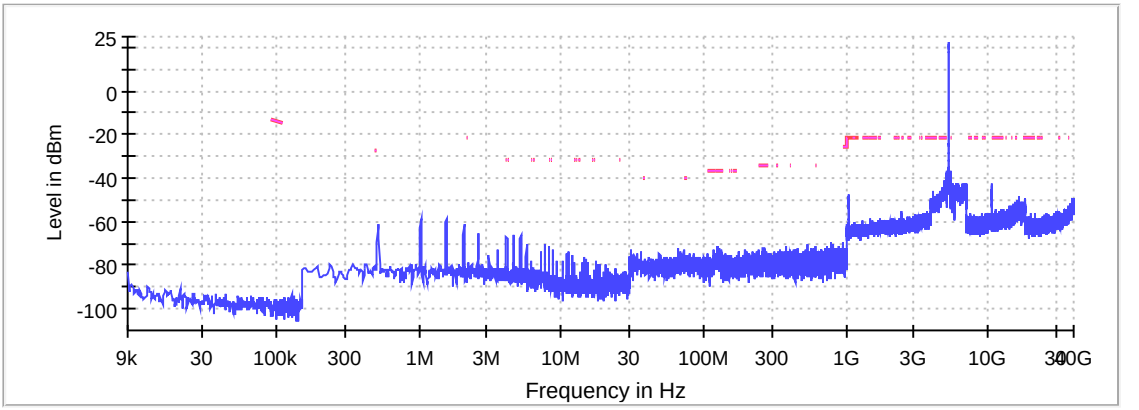

Limit Threshold Critical Final Critical Sum Level

Gain

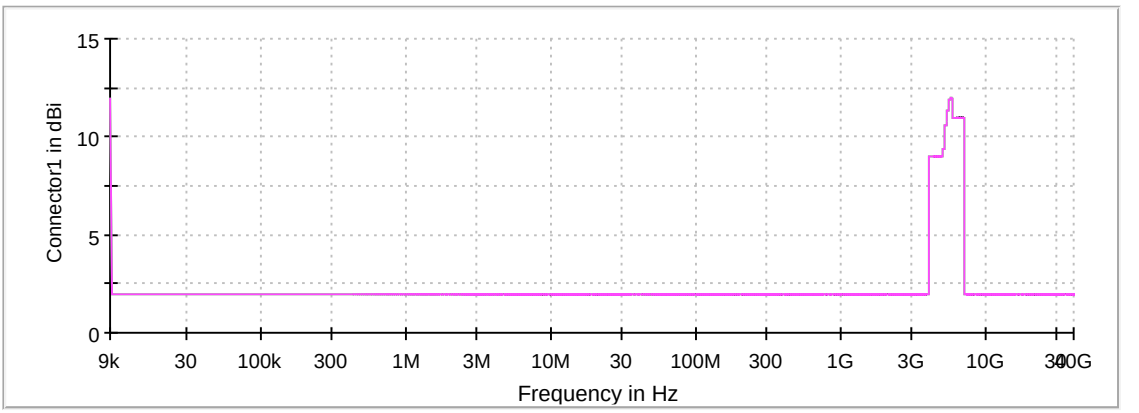

Connector1 Connector2

Attenuation

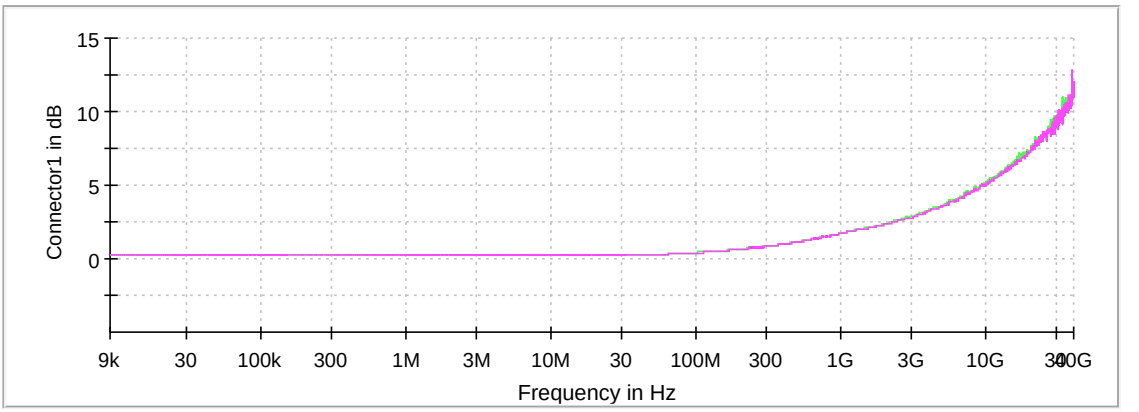

Connector1 Connector2

Pre Measurement 1

Setting	Instrument Value	Target Value
RBW	300.000 Hz	<= 300.000 Hz
VBW	1.000 kHz	>= 900.000 Hz
SweepPoints	940	~ 940
Sweeptime	6.322 ms	AUTO
Reference Level	5.000 dBm	AUTO
Attenuation	15.000 dB	5.000 dB
Detector	MaxPeak	MaxPeak
SweepCount	3	3
Filter	3 dB	3 dB
Trace Mode	Max Hold	Max Hold
Sweeptype	FFT	AUTO
Preamp	off	off

Emission Bandwidth 26 dB (5300 MHz; 10 MHz)

Customized settings.

Test according to FCC title 47 part 15 §15.407(a),(e), KDB 789033 D02 General U-NII Test Procedures New Rules v02r01 D and ANSI C63.10-2013

Measurement uncertainty calculated in accordance with ETSI TR 100 028-1.
Expanded Uncertainty (K=2) < 2%

26 dB Bandwidth

DUT Frequency (MHz)	Bandwidth (MHz)	Limit Min (MHz)	Limit Max (MHz)	Band Edge Left (MHz)	Band Edge Right (MHz)
5300.000000	10.450000	---	---	5294.775000	5305.225000

(continuation of the "26 dB Bandwidth" table from column 6 ...)

DUT Frequency (MHz)	Max Level (dBm)	Result
5300.000000	0.8	PASS

26 dB Bandwidth

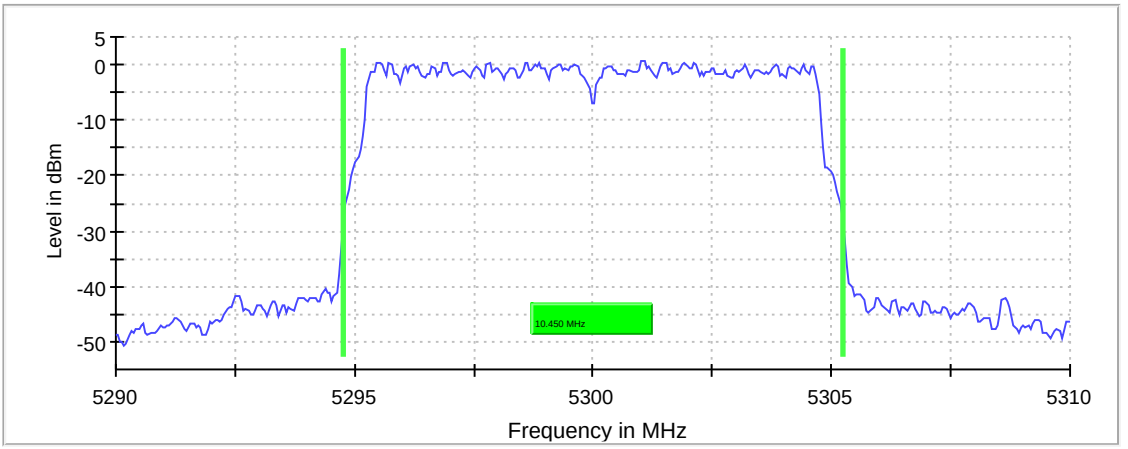

Bandwidth

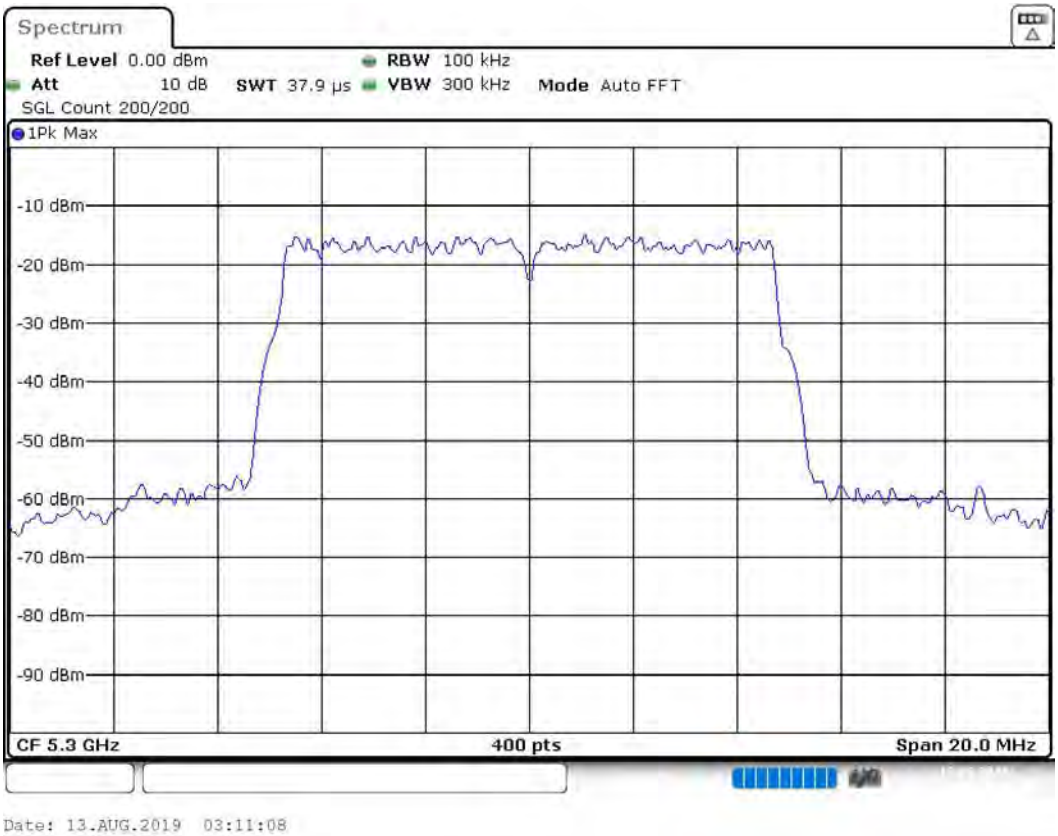

Measurement

Setting	Instrument Value	Target Value
Start Frequency	5.29000 GHz	5.29000 GHz
Stop Frequency	5.31000 GHz	5.31000 GHz
Span	20.000 MHz	20.000 MHz
RBW	100.000 kHz	~ 100.000 kHz
VBW	300.000 kHz	>= 300.000 kHz
SweepPoints	400	~ 400
Sweeptime	37.891 µs	AUTO
Reference Level	0.000 dBm	0.000 dBm
Attenuation	10.000 dB	0.000 dB
Detector	MaxPeak	MaxPeak
SweepCount	200	200
Filter	3 dB	3 dB
Trace Mode	Max Hold	Max Hold
Sweeptype	FFT	AUTO
Preamp	off	off

RF output power (5300 MHz; 10 MHz)

Customized settings.

Test according to FCC title 47 part 15 §15.407(a), KDB 789033 D02 General U-NII Test Procedures New Rules v02r01 II.E and ANSI C63.10-2013

Measurement uncertainty calculated in accordance with ETSI TR 100 028-1.
Expanded Combined Uncertainty of absolute Level Measurement (K=2) < 1 dB

Result

DUT Frequency (MHz)	Gated RMS (dBm)	Limit Max (dBm)	Gated EIRP (dBm)	DutyCycle (%)	Result
5300.000000	14.3	---	26.3	98.355	PASS

Power Spectral Density (5300 MHz; 10 MHz)

Customized settings.

Test according to FCC title 47 part 15 §15.407(a), KDB 789033 D02 General U-NII Test Procedures New Rules v02r01 II.F and ANSI C63.10-2013

Measurement uncertainty calculated in accordance with ETSI TR 100 028-1.
Expanded Uncertainty (K=2) < 1.3 dB

Result

DUT Frequency (MHz)	Frequency (MHz)	PSD (dBm)	Limit Max (dBm)	Result
5300.000000	5301.386139	2.209	6.0	PASS

Ports

Port	Duty Cycle (%)
1	0.000
2	0.000

Measurement

Setting	Instrument Value	Target Value
Start Frequency	5.29500 GHz	5.29500 GHz
Stop Frequency	5.30500 GHz	5.30500 GHz
Span	10.000 MHz	10.000 MHz
RBW	1.000 MHz	<= 1.000 MHz
VBW	3.000 MHz	>= 3.000 MHz
SweepPoints	101	~ 20
Sweeptime	2.020 ms	2.020 ms
Reference Level	20.000 dBm	20.000 dBm
Attenuation	40.000 dB	AUTO
Detector	RMS	RMS
SweepCount	100	100
Filter	3 dB	3 dB
Trace Mode	Max Hold	Max Hold
Sweeptype	FFT	AUTO
Preamp	off	off

Occupied Channel Bandwidth 99% (5300 MHz; 10 MHz)

Customized settings.

Test according to FCC title 47 part 15 §15.407(a),(e), KDB 789033 D02 General U-NII Test Procedures New Rules v02r01 D and ANSI C63.10-2013

Measurement uncertainty calculated in accordance with ETSI TR 100 028-1.
Expanded Uncertainty (K=2) < 2%

99 % Bandwidth

DUT Frequency (MHz)	Bandwidth (MHz)	Limit Min (MHz)	Limit Max (MHz)	Band Edge Left (MHz)	Band Edge Right (MHz)
5300.000000	9.350000	---	---	5295.325000	5304.675000

(continuation of the "99 % Bandwidth" table from column 6 ...)

DUT Frequency (MHz)	Result
5300.000000	PASS

99 % Bandwidth

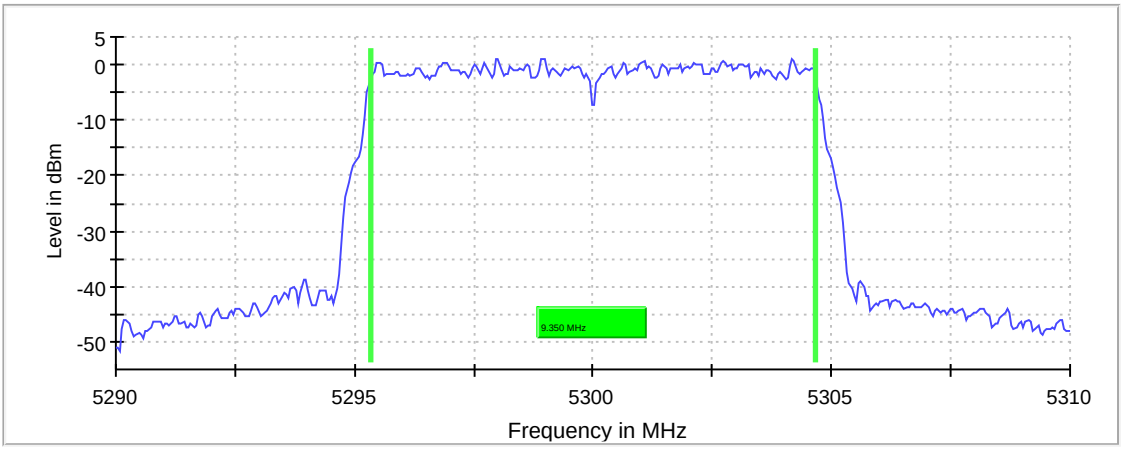

Bandwidth

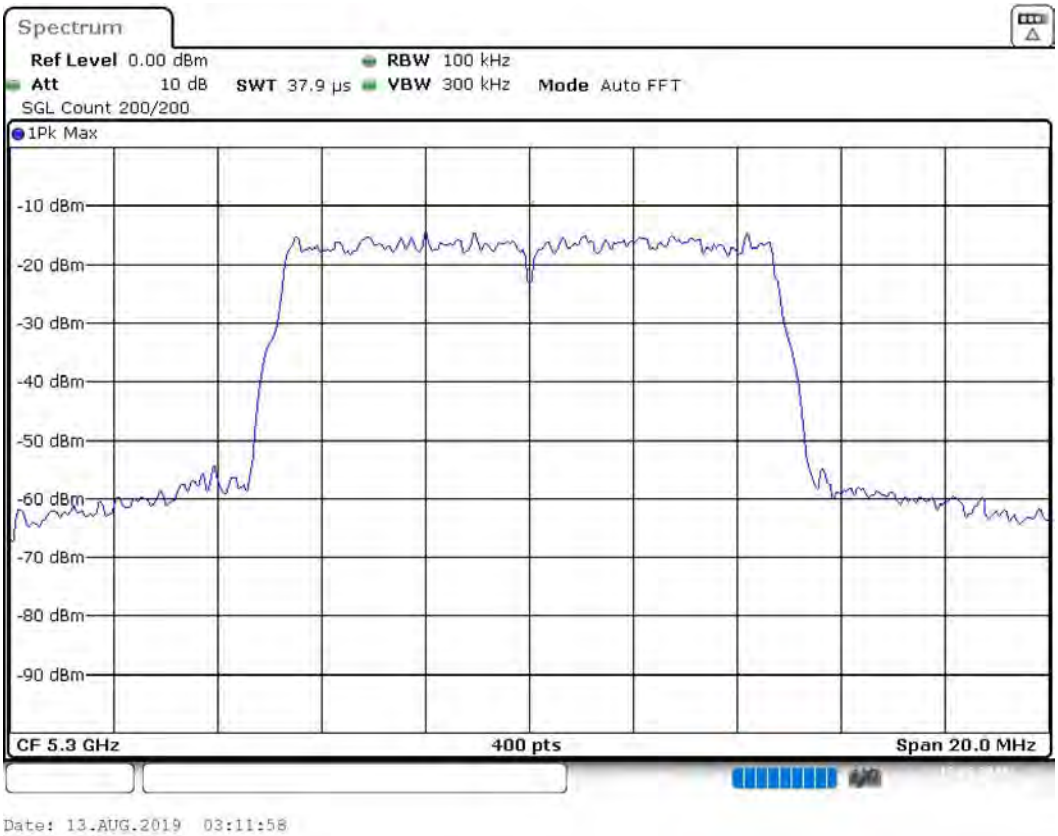

Measurement

Setting	Instrument Value	Target Value
Start Frequency	5.29000 GHz	5.29000 GHz
Stop Frequency	5.31000 GHz	5.31000 GHz
Span	20.000 MHz	20.000 MHz
RBW	100.000 kHz	>= 100.000 kHz
VBW	300.000 kHz	>= 300.000 kHz
SweepPoints	400	~ 400
Sweeptime	37.891 µs	AUTO
Reference Level	0.000 dBm	0.000 dBm
Attenuation	10.000 dB	0.000 dB
Detector	MaxPeak	MaxPeak
SweepCount	200	200
Filter	3 dB	3 dB
Trace Mode	Max Hold	Max Hold
Sweeptype	FFT	AUTO
Preamp	off	off

Emissions in restricted frequency bands (Peak) (5300 MHz;10 MHz)

Customized settings.

Test according to FCC title 47 part 15 §15.407(b), KDB 789033 D02 General U-NII Test Procedures New Rules v02r01 II.G.1 and ANSI C63.10-2013

Measurement uncertainty calculated in accordance with ETSI TR 100 028-1.
Expanded Uncertainty (K=2) < 1.8 dB

Result

DUT Frequency (MHz)	Result
5300.000000	PASS

Final measurements

Frequency (MHz)	Level Pre Measurement (dBm)	level (dBm)	Limit (dBm)	Margin (dB)	Result
---	---	---	---	---	---

Pre Measurements

Frequency (MHz)	Level (dBm)	Margin (dB)	Limit (dBm)
5457.250000	-37.6	16.4	-21.2
5138.750000	-37.7	16.5	-21.2
5457.750000	-37.9	16.7	-21.2
5142.250000	-38.0	16.8	-21.2
5143.250000	-38.2	17.0	-21.2
5144.750000	-38.2	17.0	-21.2
5139.250000	-38.5	17.3	-21.2
5144.250000	-38.7	17.5	-21.2
5139.750000	-38.9	17.7	-21.2
5137.750000	-39.0	17.8	-21.2
5140.250000	-39.1	17.9	-21.2
5140.750000	-39.7	18.5	-21.2
4984.250000	-39.8	18.6	-21.2
5458.250000	-39.8	18.6	-21.2
5354.250000	-39.8	18.6	-21.2

Measurement Settings

Start Frequency (MHz)	Stop Frequency (MHz)	Pre Measurement	Final Measurement
0.009000	0.150000	1	1
0.150000	30.000000	1	1
30.000000	1000.000000	1	1
1000.000000	5150.000000	1	2
5150.000000	5350.000000	1	2
5350.000000	5470.000000	1	2
5470.000000	5850.000000	1	2
5850.000000	18000.000000	1	2
18000.000000	26000.000000	1	2
26000.000000	40000.000000	1	2

Restricted Band

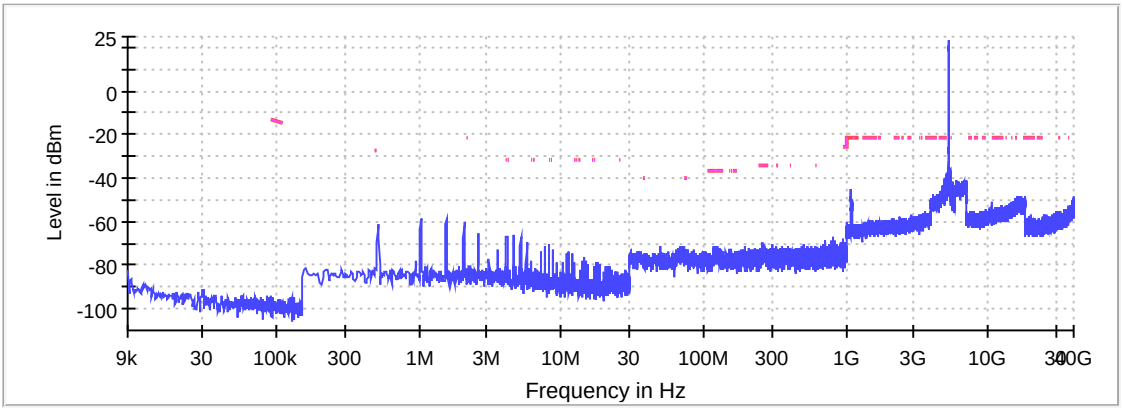

Limit Threshold Critical Final Critical Sum Level

Gain

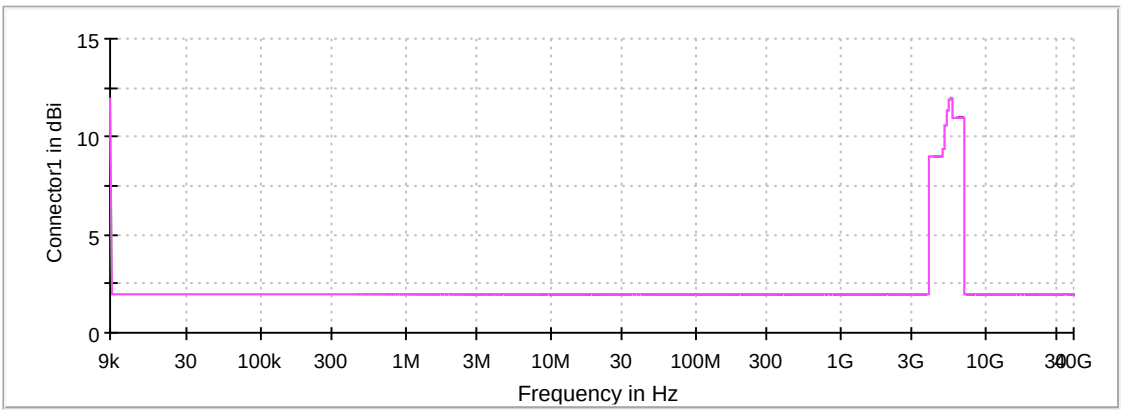

Connector1 Connector2

Attenuation

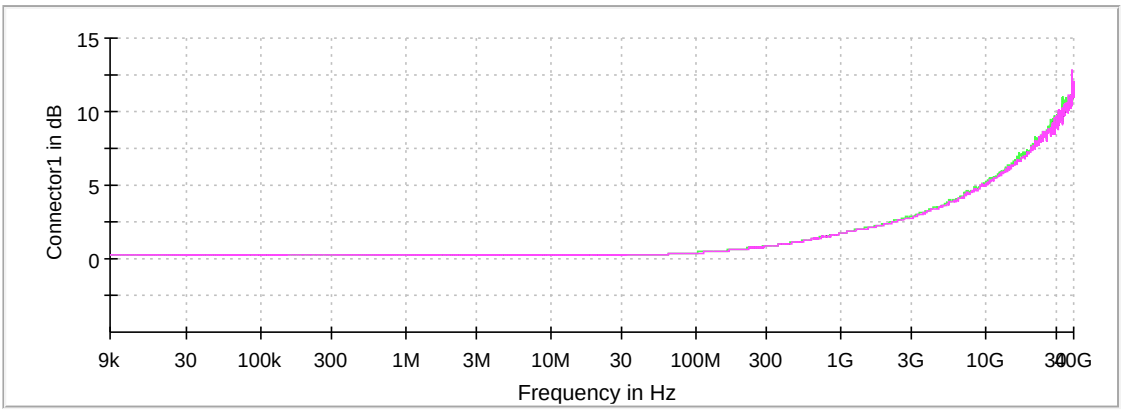

Connector1 Connector2

Pre Measurement 1

Setting	Instrument Value	Target Value
RBW	300.000 Hz	<= 300.000 Hz
VBW	1.000 kHz	>= 900.000 Hz
SweepPoints	940	~ 940
Sweeptime	6.322 ms	AUTO
Reference Level	5.000 dBm	AUTO
Attenuation	15.000 dB	5.000 dB
Detector	MaxPeak	MaxPeak
SweepCount	3	3
Filter	3 dB	3 dB
Trace Mode	Max Hold	Max Hold
Sweeptype	FFT	AUTO
Preamp	off	off

Emission Bandwidth 26 dB (5340 MHz; 10 MHz)

Customized settings.

Test according to FCC title 47 part 15 §15.407(a),(e), KDB 789033 D02 General U-NII Test Procedures New Rules v02r01 D and ANSI C63.10-2013

Measurement uncertainty calculated in accordance with ETSI TR 100 028-1.
Expanded Uncertainty (K=2) < 2%

26 dB Bandwidth

DUT Frequency (MHz)	Bandwidth (MHz)	Limit Min (MHz)	Limit Max (MHz)	Band Edge Left (MHz)	Band Edge Right (MHz)
5340.000000	10.400000	---	---	5334.825000	5345.225000

(continuation of the "26 dB Bandwidth" table from column 6 ...)

DUT Frequency (MHz)	Max Level (dBm)	Result
5340.000000	-1.9	PASS

26 dB Bandwidth

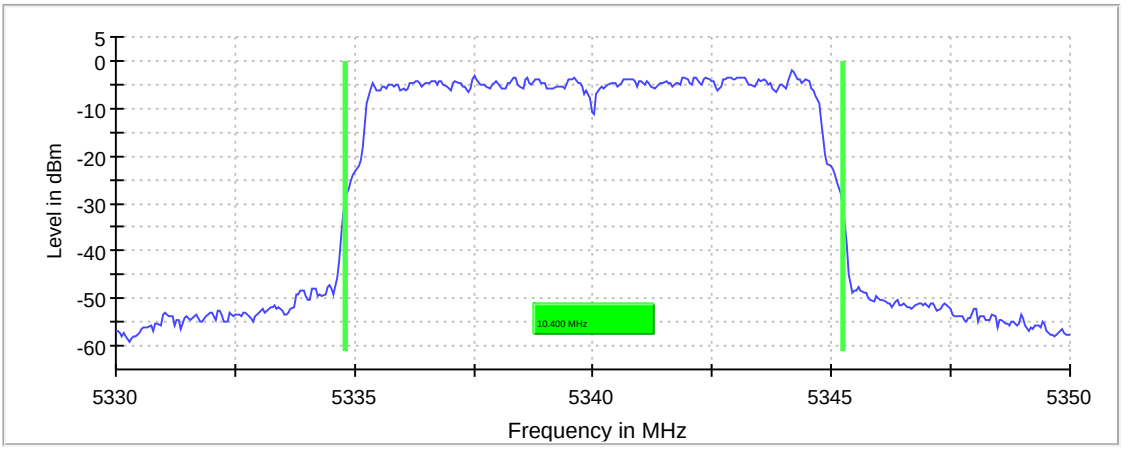

Bandwidth

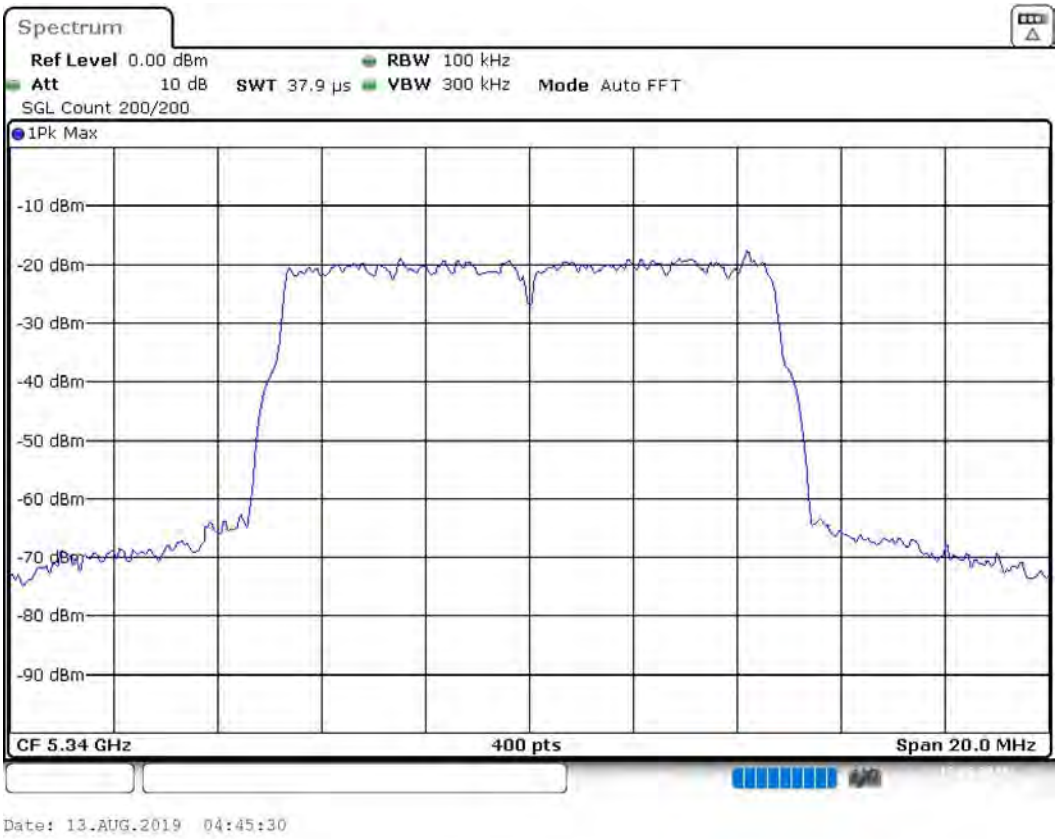

Measurement

Setting	Instrument Value	Target Value
Start Frequency	5.33000 GHz	5.33000 GHz
Stop Frequency	5.35000 GHz	5.35000 GHz
Span	20.000 MHz	20.000 MHz
RBW	100.000 kHz	~ 100.000 kHz
VBW	300.000 kHz	>= 300.000 kHz
SweepPoints	400	~ 400
Sweeptime	37.891 µs	AUTO
Reference Level	0.000 dBm	0.000 dBm
Attenuation	10.000 dB	0.000 dB
Detector	MaxPeak	MaxPeak
SweepCount	200	200
Filter	3 dB	3 dB
Trace Mode	Max Hold	Max Hold
Sweeptype	FFT	AUTO
Preamp	off	off

RF output power (5340 MHz; 10 MHz)

Customized settings.

Test according to FCC title 47 part 15 §15.407(a), KDB 789033 D02 General U-NII Test Procedures New Rules v02r01 II.E and ANSI C63.10-2013

Measurement uncertainty calculated in accordance with ETSI TR 100 028-1.
Expanded Combined Uncertainty of absolute Level Measurement (K=2) < 1 dB

Result

DUT Frequency (MHz)	Gated RMS (dBm)	Limit Max (dBm)	Gated EIRP (dBm)	DutyCycle (%)	Result
5340.000000	24.3	---	24.3	98.358	PASS

Power Spectral Density (5340 MHz;10 MHz)

Customized settings.

Test according to FCC title 47 part 15 §15.407(a), KDB 789033 D02 General U-NII Test Procedures New Rules v02r01 II.F and ANSI C63.10-2013

Measurement uncertainty calculated in accordance with ETSI TR 100 028-1.
Expanded Uncertainty (K=2) < 1.3 dB

Result

DUT Frequency (MHz)	Frequency (MHz)	PSD (dBm)	Limit Max (dBm)	Result
5340.000000	5341.386139	1.949	5.8	PASS

Ports

Port	Duty Cycle (%)
1	0.000
2	0.000

Measurement

Setting	Instrument Value	Target Value
Start Frequency	5.33500 GHz	5.33500 GHz
Stop Frequency	5.34500 GHz	5.34500 GHz
Span	10.000 MHz	10.000 MHz
RBW	1.000 MHz	<= 1.000 MHz
VBW	3.000 MHz	>= 3.000 MHz
SweepPoints	101	~ 20
Sweeptime	2.020 ms	2.020 ms
Reference Level	10.000 dBm	10.000 dBm
Attenuation	30.000 dB	AUTO
Detector	RMS	RMS
SweepCount	100	100
Filter	3 dB	3 dB
Trace Mode	Max Hold	Max Hold
Sweeptype	FFT	AUTO
Preamp	off	off

Occupied Channel Bandwidth 99% (5340 MHz; 10 MHz)

Customized settings.

Test according to FCC title 47 part 15 §15.407(a),(e), KDB 789033 D02 General U-NII Test Procedures New Rules v02r01 D and ANSI C63.10-2013

Measurement uncertainty calculated in accordance with ETSI TR 100 028-1.
Expanded Uncertainty (K=2) < 2%

99 % Bandwidth

DUT Frequency (MHz)	Bandwidth (MHz)	Limit Min (MHz)	Limit Max (MHz)	Band Edge Left (MHz)	Band Edge Right (MHz)
5340.000000	9.400000	---	---	5335.325000	5344.725000

(continuation of the "99 % Bandwidth" table from column 6 ...)

DUT Frequency (MHz)	Result
5340.000000	PASS

99 % Bandwidth

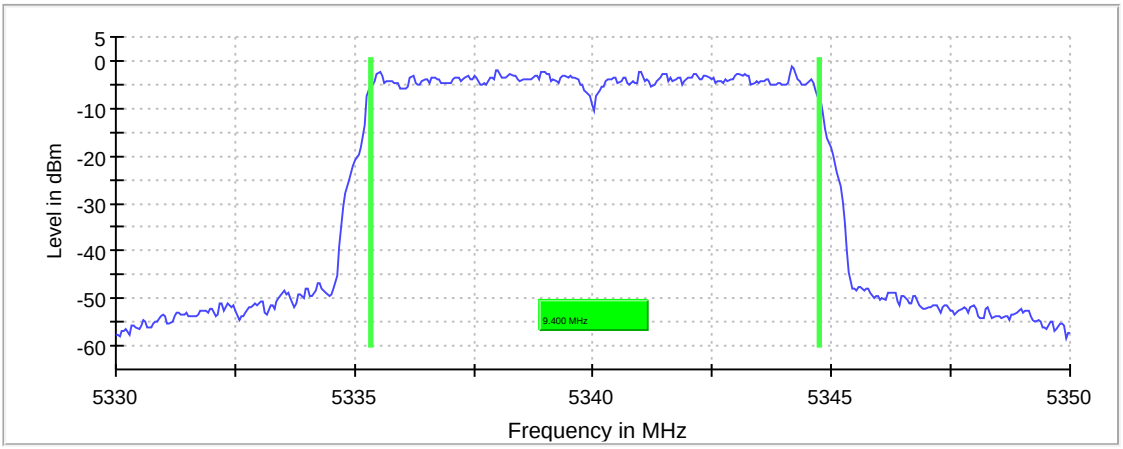

Bandwidth

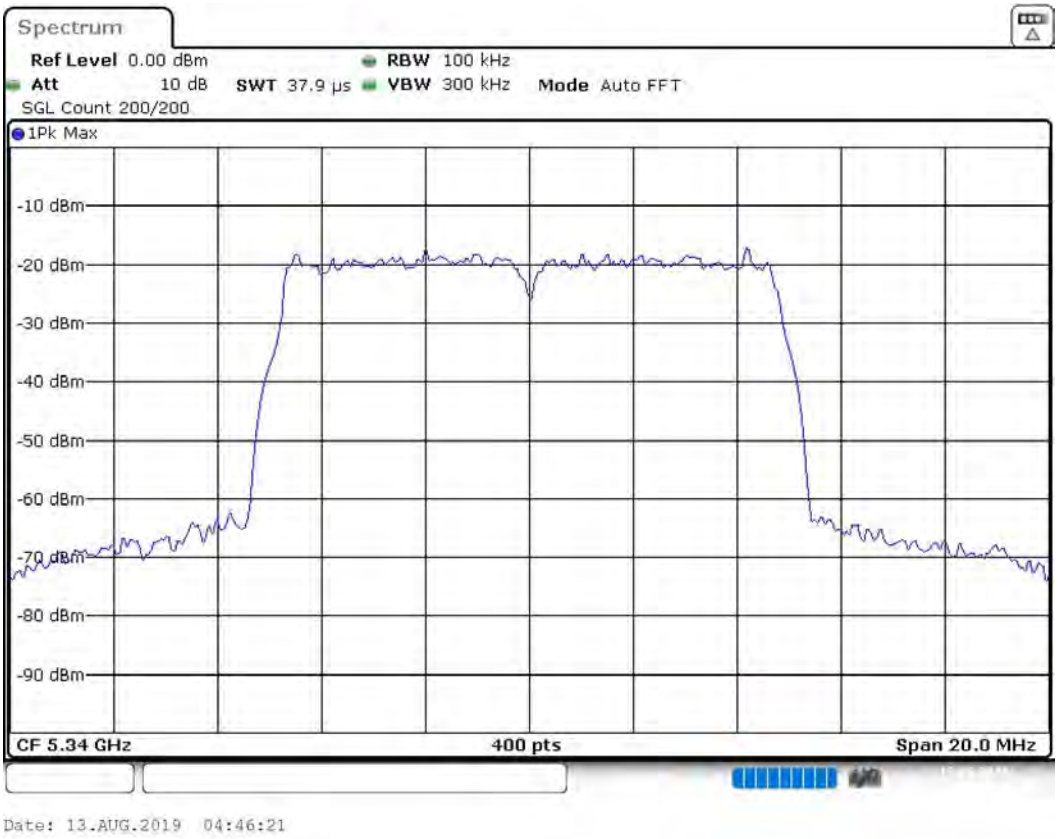

Measurement

Setting	Instrument Value	Target Value
Start Frequency	5.33000 GHz	5.33000 GHz
Stop Frequency	5.35000 GHz	5.35000 GHz
Span	20.000 MHz	20.000 MHz
RBW	100.000 kHz	>= 100.000 kHz
VBW	300.000 kHz	>= 300.000 kHz
SweepPoints	400	~ 400
Sweeptime	37.891 µs	AUTO
Reference Level	0.000 dBm	0.000 dBm
Attenuation	10.000 dB	0.000 dB
Detector	MaxPeak	MaxPeak
SweepCount	200	200
Filter	3 dB	3 dB
Trace Mode	Max Hold	Max Hold
Sweeptype	FFT	AUTO
Preamp	off	off

Frequency stability (5340 MHz; 10 MHz)

Test according to FCC title 47 part 15 §15.407(g), KDB 789033 D02 General U-NII Test Procedures New Rules v02r01 A.3 and ANSI C63.10-2013

Measurement uncertainty calculated in accordance with ETSI TR 100 028-1.
Expanded Uncertainty (K=2) < 5ppm

Result

DUT Frequency (MHz)	Frequency (MHz)	Difference (ppm)	Frequency Difference (kHz)	Limit Min (MHz)	Limit Max (MHz)	Result
5340.000000	5340.001000	0.187	1.000000	---	---	PASS

Measurement

Setting	Instrument Value	Target Value
Start Frequency	5.33500 GHz	5.33500 GHz
Stop Frequency	5.34500 GHz	5.34500 GHz
Span	10.000 MHz	10.000 MHz
RBW	10.000 kHz	<= 10.000 kHz
VBW	30.000 kHz	>= 30.000 kHz
SweepPoints	10001	~ 10001
Sweeptime	568.782 µs	AUTO
Reference Level	10.000 dBm	10.000 dBm
Attenuation	30.000 dB	AUTO
Detector	MaxPeak	MaxPeak
SweepCount	50	50
Filter	3 dB	3 dB
Trace Mode	Max Hold	Max Hold
Sweeptype	FFT	AUTO
Preamp	off	off
Stablemode	Trace	Trace
Stablevalue	1.00 dB	1.00 dB
Run	14 / max. 150	max. 150
Stable	1 / 1	1
Max Stable Difference	0.86 dB	1.00 dB

Tx Spurious Emission (5340 MHz; 10 MHz)

Customized settings.

Test according to FCC title 47 part 15 §15.407(b), KDB 789033 D02 General U-NII Test Procedures New Rules v02r01 II.G.4&5 and ANSI C63.10-2013

Measurement uncertainty calculated in accordance with ETSI TR 100 028-1.
Expanded Uncertainty (K=2) < 1.8 dB

Result

DUT Frequency (MHz)	Result
5340.000000	PASS

Final measurements

Frequency (MHz)	Level Pre Measurement (dBm)	level (dBm)	Limit (dBm)	Margin (dB)	Result
---	---	---	---	---	---

Pre Measurements

Frequency (MHz)	Level (dBm)	Margin (dB)	Limit (dBm)
2426.250000	-33.0	6.0	-27.0
5350.250000	-33.2	6.2	-27.0
2425.750000	-33.2	6.2	-27.0
5350.750000	-33.7	6.7	-27.0
5351.250000	-33.8	6.8	-27.0
5381.750000	-33.9	6.9	-27.0
5381.250000	-34.3	7.3	-27.0
5382.250000	-34.6	7.6	-27.0
5386.250000	-34.9	7.9	-27.0
5386.750000	-35.4	8.4	-27.0
5384.750000	-35.5	8.5	-27.0
5384.250000	-35.6	8.6	-27.0
5380.750000	-35.6	8.6	-27.0
2426.750000	-35.6	8.6	-27.0
5380.250000	-35.9	8.9	-27.0

Measurement Settings

Start Frequency (MHz)	Stop Frequency (MHz)	Pre Measurement	Final Measurement
1000.000000	5150.000000	2	2
5150.000000	5250.000000	2	2
5250.000000	5350.000000	2	2
5350.000000	5470.000000	2	2
5470.000000	5725.000000	2	2
5725.000000	5850.000000	2	2
5850.000000	7000.000000	2	2
7000.000000	18000.000000	2	2
18000.000000	26000.000000	2	2
26000.000000	40000.000000	2	2

Spurious

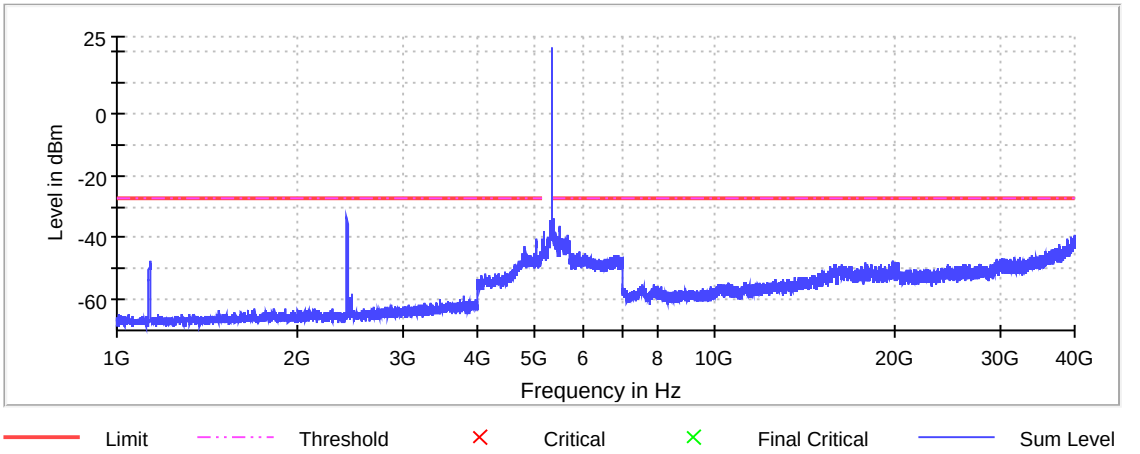

Gain

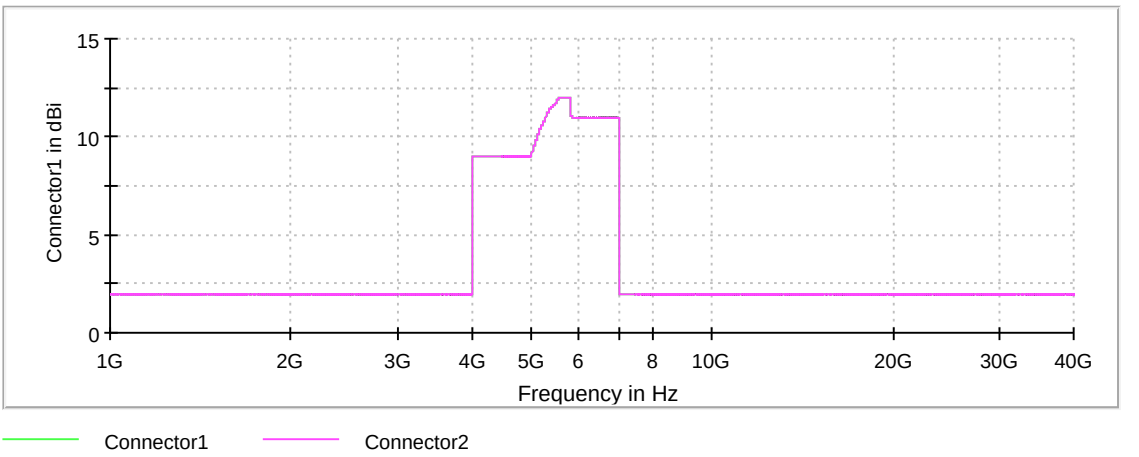

Attenuation

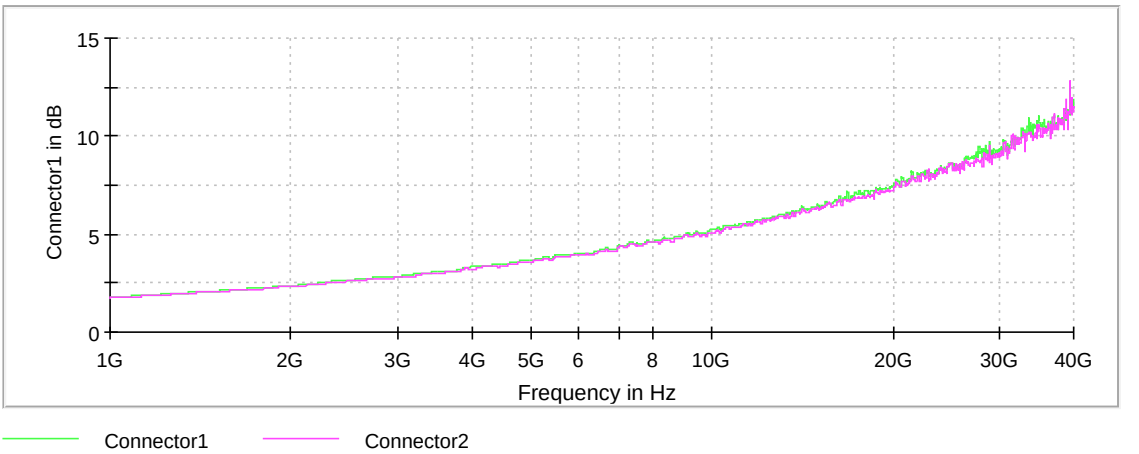

Pre Measurement 2

Setting	Instrument Value	Target Value
RBW	1.000 MHz	<= 1.000 MHz
VBW	3.000 MHz	>= 3.000 MHz
SweepPoints	8300	~ 8300
Sweeptime	8.300 ms	AUTO
Reference Level	0.000 dBm	AUTO
Attenuation	10.000 dB	10.000 dB
Detector	MaxPeak	MaxPeak
SweepCount	30	30
Filter	3 dB	3 dB
Trace Mode	Max Hold	Max Hold
Sweeptype	Sweep	AUTO
Preamp	off	off

Emissions in restricted frequency bands (Peak) (5340 MHz; 10 MHz)

Customized settings.

Test according to FCC title 47 part 15 §15.407(b), KDB 789033 D02 General U-NII Test Procedures New Rules v02r01 II.G.1 and ANSI C63.10-2013

Measurement uncertainty calculated in accordance with ETSI TR 100 028-1.
Expanded Uncertainty (K=2) < 1.8 dB

Result

DUT Frequency (MHz)	Result
5340.000000	PASS

Final measurements

Frequency (MHz)	Level Pre Measurement (dBm)	level (dBm)	Limit (dBm)	Margin (dB)	Result
---	---	---	---	---	---

Pre Measurements

Frequency (MHz)	Level (dBm)	Margin (dB)	Limit (dBm)
5350.750000	-31.8	10.6	-21.2
5350.250000	-32.3	11.1	-21.2
5350.000000	-32.3	11.1	-21.2
5351.250000	-34.0	12.8	-21.2
5383.250000	-36.0	14.8	-21.2
5385.750000	-36.3	15.1	-21.2
5386.250000	-36.4	15.2	-21.2
5382.750000	-36.5	15.3	-21.2
5383.750000	-36.9	15.7	-21.2
5351.750000	-38.3	17.1	-21.2
5385.250000	-38.4	17.2	-21.2
5387.750000	-38.4	17.2	-21.2
5384.250000	-38.5	17.3	-21.2
5387.250000	-38.7	17.5	-21.2
5380.750000	-38.8	17.6	-21.2

Measurement Settings

Start Frequency (MHz)	Stop Frequency (MHz)	Pre Measurement	Final Measurement
0.009000	0.150000	1	1
0.150000	30.000000	1	1
30.000000	1000.000000	1	1
1000.000000	5150.000000	1	2
5150.000000	5350.000000	1	2
5350.000000	5470.000000	1	2
5470.000000	5850.000000	1	2
5850.000000	18000.000000	1	2
18000.000000	26000.000000	1	2
26000.000000	40000.000000	1	2

Restricted Band

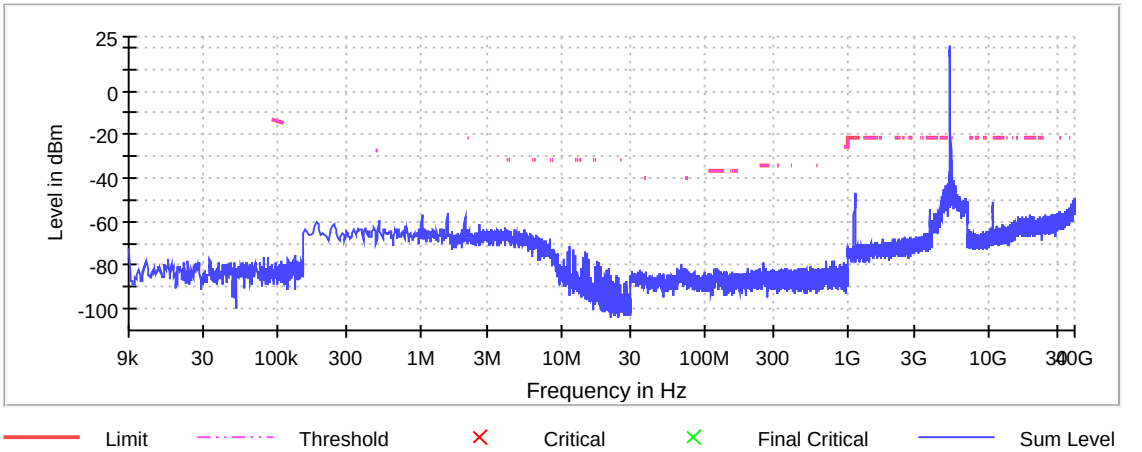

Gain

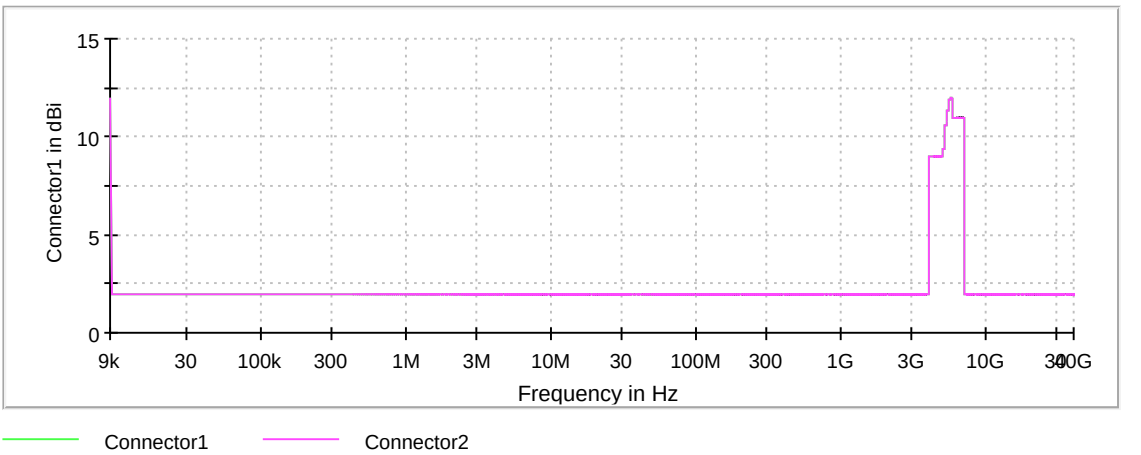

Attenuation

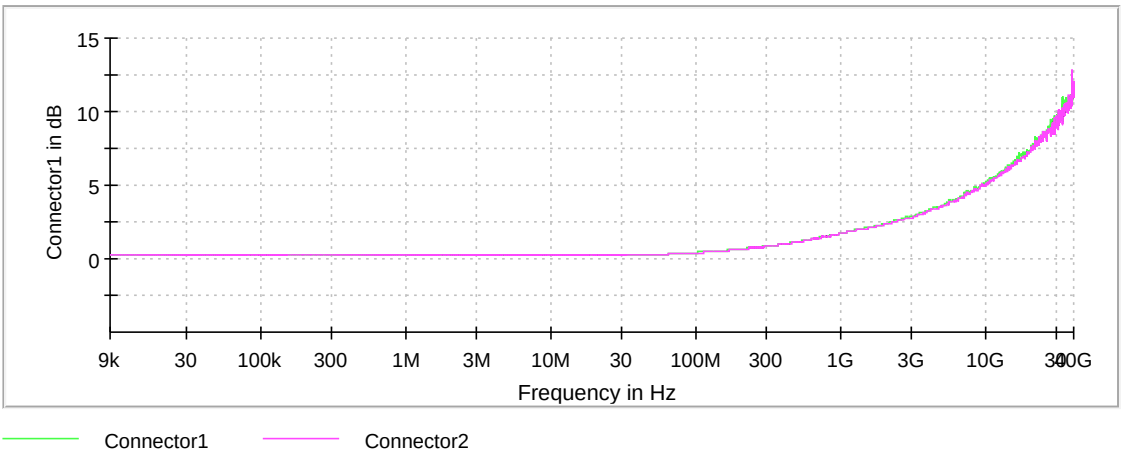

Pre Measurement 1

Setting	Instrument Value	Target Value
RBW	300.000 Hz	<= 300.000 Hz
VBW	1.000 kHz	>= 900.000 Hz
SweepPoints	940	~ 940
Sweeptime	6.322 ms	AUTO
Reference Level	-5.000 dBm	AUTO
Attenuation	5.000 dB	5.000 dB
Detector	MaxPeak	MaxPeak
SweepCount	3	3
Filter	3 dB	3 dB
Trace Mode	Max Hold	Max Hold
Sweeptype	FFT	AUTO
Preamp	off	off

Emission Bandwidth 26 dB (5260 MHz; 20 MHz)

Customized settings.

Test according to FCC title 47 part 15 §15.407(a),(e), KDB 789033 D02 General U-NII Test Procedures New Rules v02r01 D and ANSI C63.10-2013

Measurement uncertainty calculated in accordance with ETSI TR 100 028-1.
Expanded Uncertainty (K=2) < 2%

26 dB Bandwidth

DUT Frequency (MHz)	Bandwidth (MHz)	Limit Min (MHz)	Limit Max (MHz)	Band Edge Left (MHz)	Band Edge Right (MHz)
5260.000000	20.500000	---	---	5249.650000	5270.150000

(continuation of the "26 dB Bandwidth" table from column 6 ...)

DUT Frequency (MHz)	Max Level (dBm)	Result
5260.000000	2.8	PASS

26 dB Bandwidth

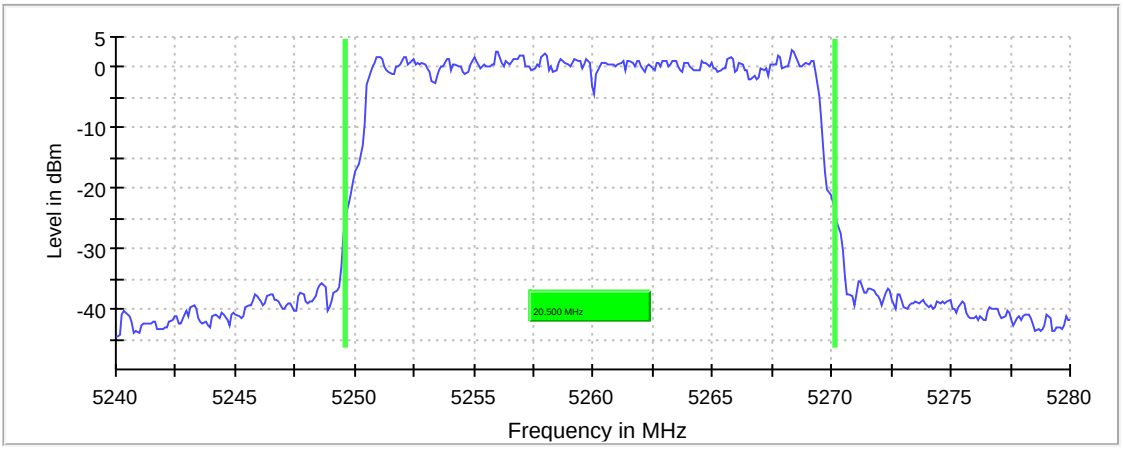

Bandwidth

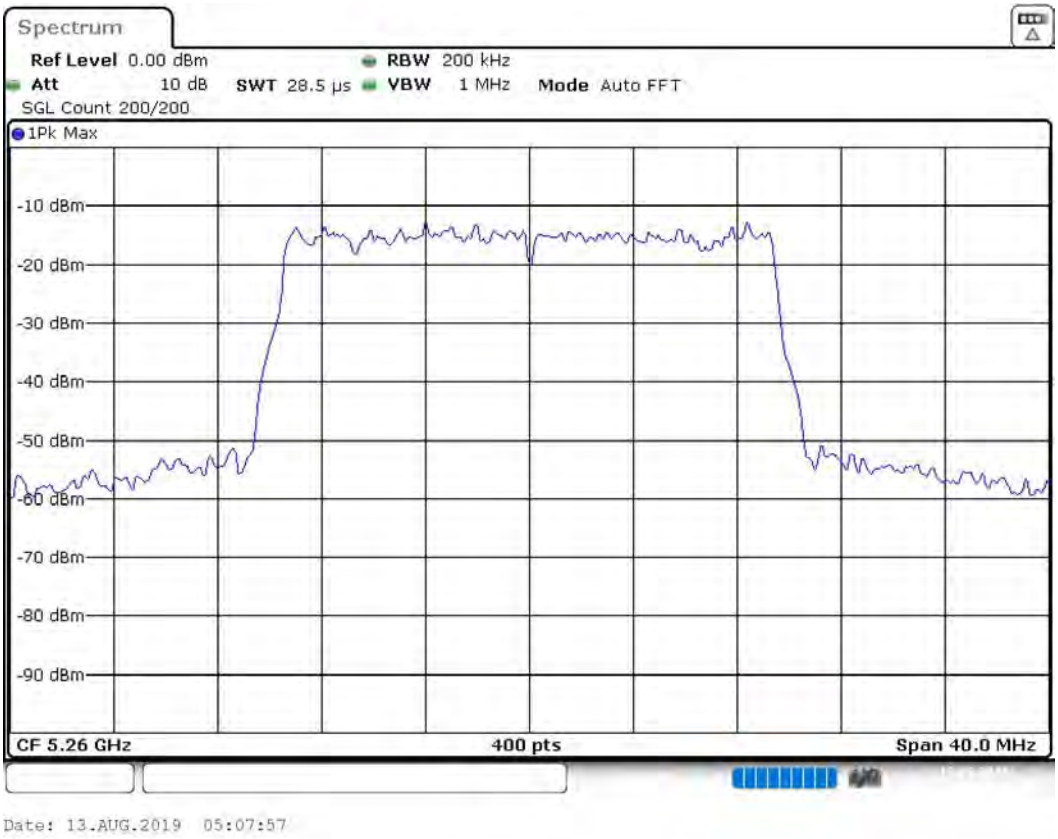

Measurement

Setting	Instrument Value	Target Value
Start Frequency	5.24000 GHz	5.24000 GHz
Stop Frequency	5.28000 GHz	5.28000 GHz
Span	40.000 MHz	40.000 MHz
RBW	200.000 kHz	~ 200.000 kHz
VBW	1.000 MHz	>= 600.000 kHz
SweepPoints	400	~ 400
Sweeptime	28.477 µs	AUTO
Reference Level	0.000 dBm	0.000 dBm
Attenuation	10.000 dB	0.000 dB
Detector	MaxPeak	MaxPeak
SweepCount	200	200
Filter	3 dB	3 dB
Trace Mode	Max Hold	Max Hold
Sweeptype	FFT	AUTO
Preamp	off	off

RF output power (5260 MHz; 20 MHz)

Customized settings.

Test according to FCC title 47 part 15 §15.407(a), KDB 789033 D02 General U-NII Test Procedures New Rules v02r01 II.E and ANSI C63.10-2013

Measurement uncertainty calculated in accordance with ETSI TR 100 028-1.
Expanded Combined Uncertainty of absolute Level Measurement (K=2) < 1 dB

Result

DUT Frequency (MHz)	Gated RMS (dBm)	Limit Max (dBm)	Gated EIRP (dBm)	DutyCycle (%)	Result
5260.000000	28.8	---	28.8	99.410	PASS

Power Spectral Density (5260 MHz; 20 MHz)

Customized settings.

Test according to FCC title 47 part 15 §15.407(a), KDB 789033 D02 General U-NII Test Procedures New Rules v02r01 II.F and ANSI C63.10-2013

Measurement uncertainty calculated in accordance with ETSI TR 100 028-1.
Expanded Uncertainty (K=2) < 1.3 dB

Result

DUT Frequency (MHz)	Frequency (MHz)	PSD (dBm)	Limit Max (dBm)	Result
5260.000000	5258.811881	3.467	6.2	PASS

Ports

Port	Duty Cycle (%)
1	0.000
2	0.000

Measurement

Setting	Instrument Value	Target Value
Start Frequency	5.25000 GHz	5.25000 GHz
Stop Frequency	5.27000 GHz	5.27000 GHz
Span	20.000 MHz	20.000 MHz
RBW	1.000 MHz	<= 1.000 MHz
VBW	3.000 MHz	>= 3.000 MHz
SweepPoints	101	~ 40
Sweeptime	2.020 ms	2.020 ms
Reference Level	20.000 dBm	20.000 dBm
Attenuation	40.000 dB	AUTO
Detector	RMS	RMS
SweepCount	100	100
Filter	3 dB	3 dB
Trace Mode	Max Hold	Max Hold
Sweeptype	FFT	AUTO
Preamp	off	off

Occupied Channel Bandwidth 99% (5260 MHz; 20 MHz)

Customized settings.

Test according to FCC title 47 part 15 §15.407(a),(e), KDB 789033 D02 General U-NII Test Procedures New Rules v02r01 D and ANSI C63.10-2013

Measurement uncertainty calculated in accordance with ETSI TR 100 028-1.
Expanded Uncertainty (K=2) < 2%

99 % Bandwidth

DUT Frequency (MHz)	Bandwidth (MHz)	Limit Min (MHz)	Limit Max (MHz)	Band Edge Left (MHz)	Band Edge Right (MHz)
5260.000000	18.700000	---	---	5250.650000	5269.350000

(continuation of the "99 % Bandwidth" table from column 6 ...)

DUT Frequency (MHz)	Result
5260.000000	PASS

99 % Bandwidth

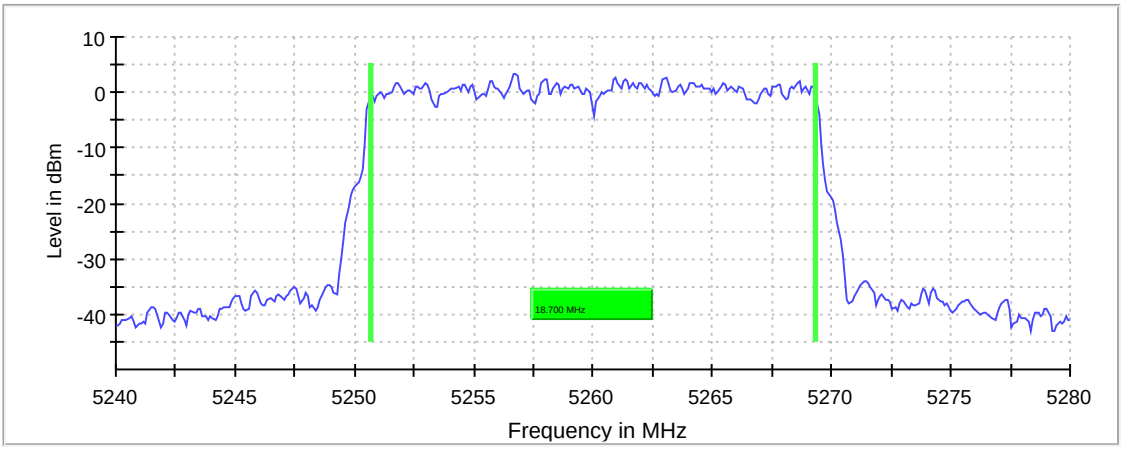

Bandwidth

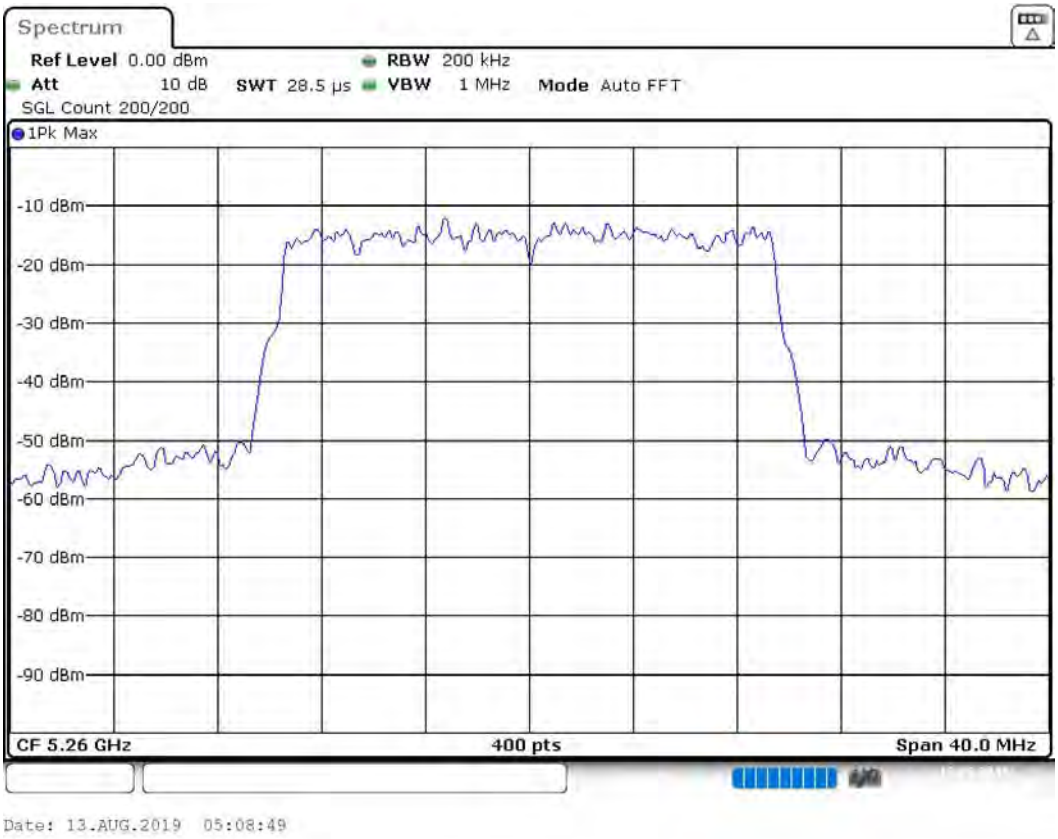

Measurement

Setting	Instrument Value	Target Value
Start Frequency	5.24000 GHz	5.24000 GHz
Stop Frequency	5.28000 GHz	5.28000 GHz
Span	40.000 MHz	40.000 MHz
RBW	200.000 kHz	>= 200.000 kHz
VBW	1.000 MHz	>= 600.000 kHz
SweepPoints	400	~ 400
Sweeptime	28.477 µs	AUTO
Reference Level	0.000 dBm	0.000 dBm
Attenuation	10.000 dB	0.000 dB
Detector	MaxPeak	MaxPeak
SweepCount	200	200
Filter	3 dB	3 dB
Trace Mode	Max Hold	Max Hold
Sweeptype	FFT	AUTO
Preamp	off	off

Tx Spurious Emission (5260 MHz; 20 MHz)

Customized settings.

Test according to FCC title 47 part 15 §15.407(b), KDB 789033 D02 General U-NII Test Procedures New Rules v02r01 II.G.4&5 and ANSI C63.10-2013

Measurement uncertainty calculated in accordance with ETSI TR 100 028-1.
Expanded Uncertainty (K=2) < 1.8 dB

Result

DUT Frequency (MHz)	Result
5260.000000	PASS

Final measurements

Frequency (MHz)	Level Pre Measurement (dBm)	level (dBm)	Limit (dBm)	Margin (dB)	Result
---	---	---	---	---	---

Pre Measurements

Frequency (MHz)	Level (dBm)	Margin (dB)	Limit (dBm)
5095.750000	-34.6	7.6	-27.0
5424.250000	-34.9	7.9	-27.0
5424.750000	-35.2	8.2	-27.0
5427.750000	-35.5	8.5	-27.0
5102.750000	-35.6	8.6	-27.0
5096.250000	-35.6	8.6	-27.0
5101.750000	-35.7	8.7	-27.0
5096.750000	-35.7	8.7	-27.0
5098.750000	-35.8	8.8	-27.0
5411.750000	-35.8	8.8	-27.0
5415.250000	-35.9	8.9	-27.0
5102.250000	-36.0	9.0	-27.0
5099.250000	-36.0	9.0	-27.0
5411.250000	-36.1	9.1	-27.0
5423.750000	-36.1	9.1	-27.0

Measurement Settings

Start Frequency (MHz)	Stop Frequency (MHz)	Pre Measurement	Final Measurement
1000.000000	5150.000000	2	2
5150.000000	5250.000000	2	2
5250.000000	5350.000000	2	2
5350.000000	5470.000000	2	2
5470.000000	5725.000000	2	2
5725.000000	5850.000000	2	2
5850.000000	7000.000000	2	2
7000.000000	18000.000000	2	2
18000.000000	26000.000000	2	2
26000.000000	40000.000000	2	2

Spurious

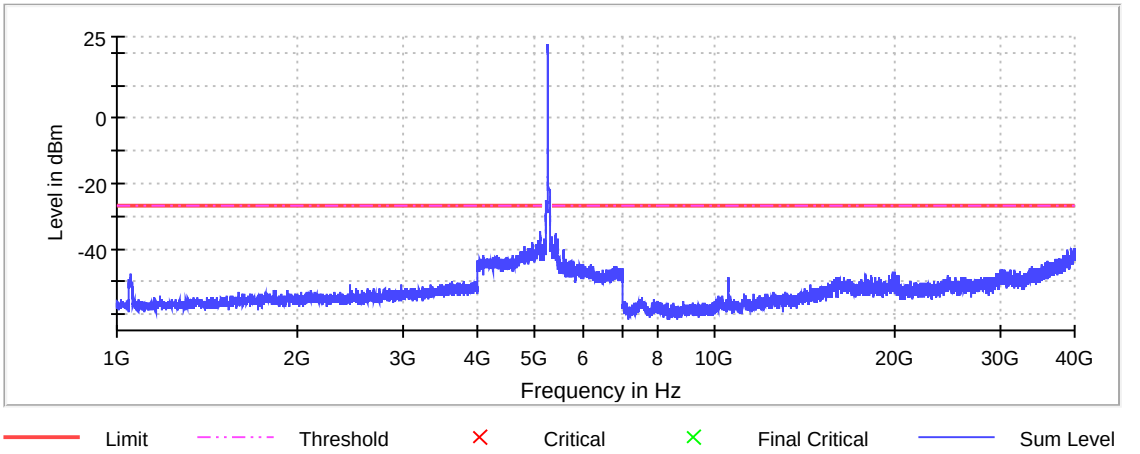

Gain

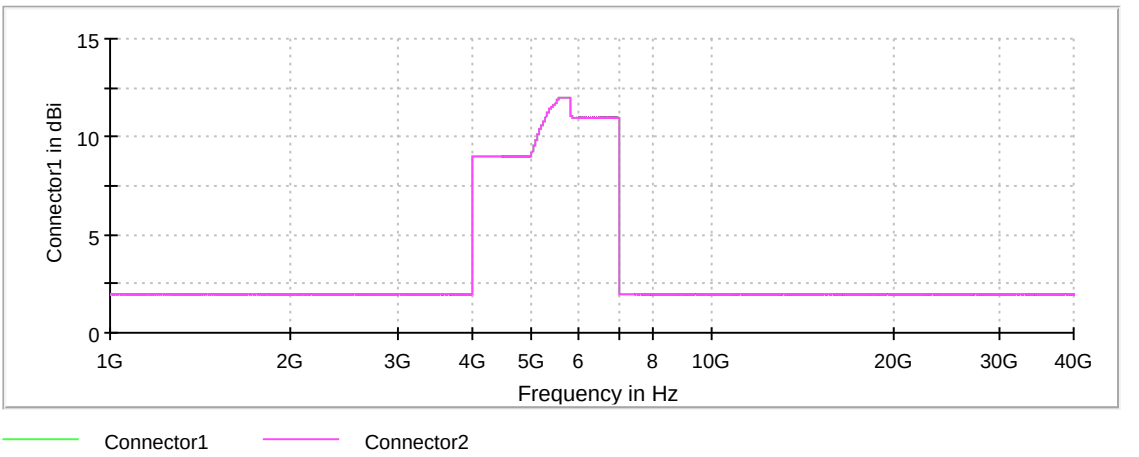

Attenuation

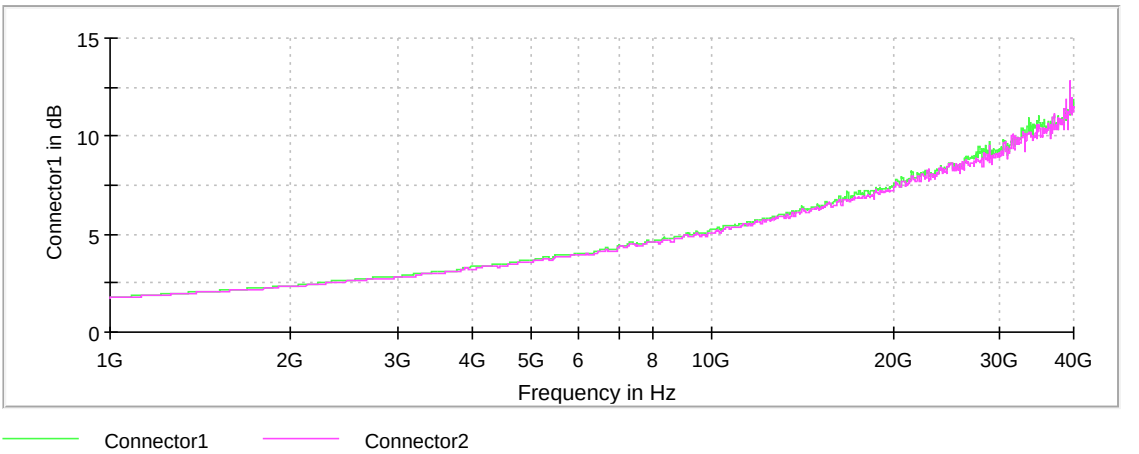

Pre Measurement 2

Setting	Instrument Value	Target Value
RBW	1.000 MHz	<= 1.000 MHz
VBW	3.000 MHz	>= 3.000 MHz
SweepPoints	8300	~ 8300
Sweeptime	8.300 ms	AUTO
Reference Level	10.000 dBm	AUTO
Attenuation	20.000 dB	10.000 dB
Detector	MaxPeak	MaxPeak
SweepCount	30	30
Filter	3 dB	3 dB
Trace Mode	Max Hold	Max Hold
Sweeptype	Sweep	AUTO
Preamp	off	off

Emissions in restricted frequency bands (Peak) (5260 MHz; 20 MHz)

Customized settings.

Test according to FCC title 47 part 15 §15.407(b), KDB 789033 D02 General U-NII Test Procedures New Rules v02r01 II.G.1 and ANSI C63.10-2013

Measurement uncertainty calculated in accordance with ETSI TR 100 028-1.
Expanded Uncertainty (K=2) < 1.8 dB

Result

DUT Frequency (MHz)	Result
5260.000000	PASS

Final measurements

Frequency (MHz)	Level Pre Measurement (dBm)	level (dBm)	Limit (dBm)	Margin (dB)	Result
---	---	---	---	---	---

Pre Measurements

Frequency (MHz)	Level (dBm)	Margin (dB)	Limit (dBm)
5100.250000	-37.4	16.2	-21.2
5101.750000	-37.5	16.3	-21.2
5427.250000	-37.7	16.5	-21.2
5427.750000	-38.1	16.9	-21.2
5426.750000	-38.2	17.0	-21.2
5420.750000	-38.4	17.2	-21.2
5424.750000	-38.5	17.3	-21.2
5103.750000	-38.5	17.3	-21.2
5104.250000	-38.5	17.3	-21.2
5100.750000	-38.6	17.4	-21.2
5091.250000	-38.7	17.5	-21.2
5421.250000	-38.7	17.5	-21.2
5099.250000	-38.7	17.5	-21.2
5083.250000	-38.7	17.5	-21.2
5093.750000	-38.9	17.7	-21.2

Measurement Settings

Start Frequency (MHz)	Stop Frequency (MHz)	Pre Measurement	Final Measurement
0.009000	0.150000	1	1
0.150000	30.000000	1	1
30.000000	1000.000000	1	1
1000.000000	5150.000000	1	2
5150.000000	5350.000000	1	2
5350.000000	5470.000000	1	2
5470.000000	5850.000000	1	2
5850.000000	18000.000000	1	2
18000.000000	26000.000000	1	2
26000.000000	40000.000000	1	2

Restricted Band

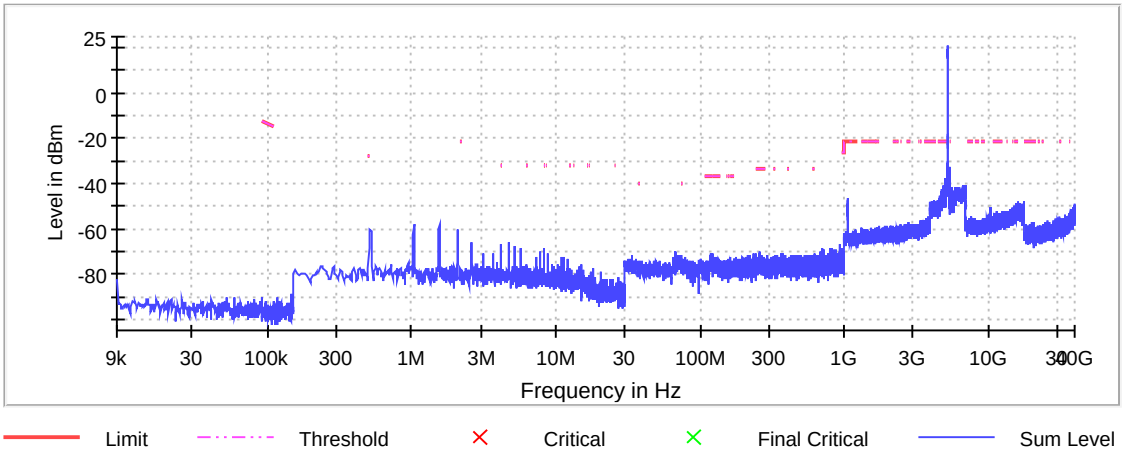

Gain

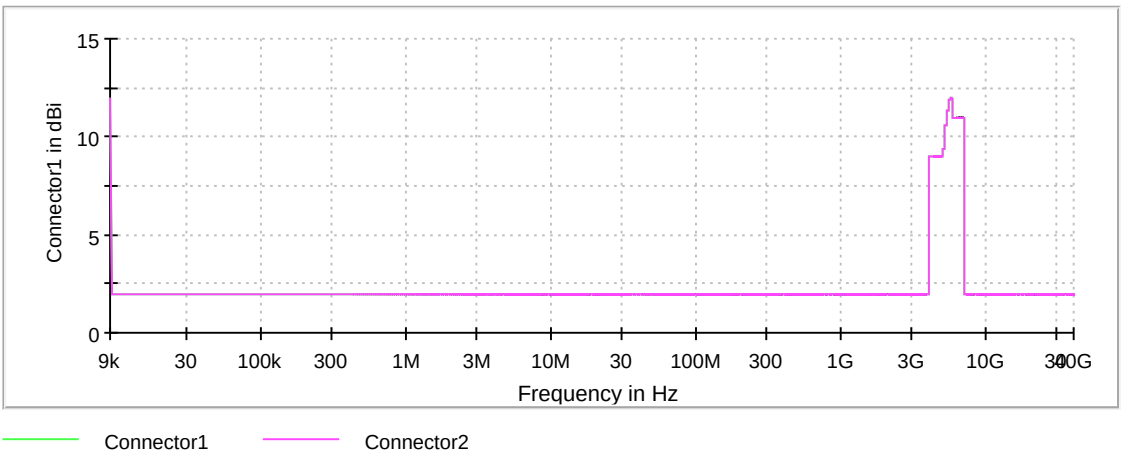

Attenuation

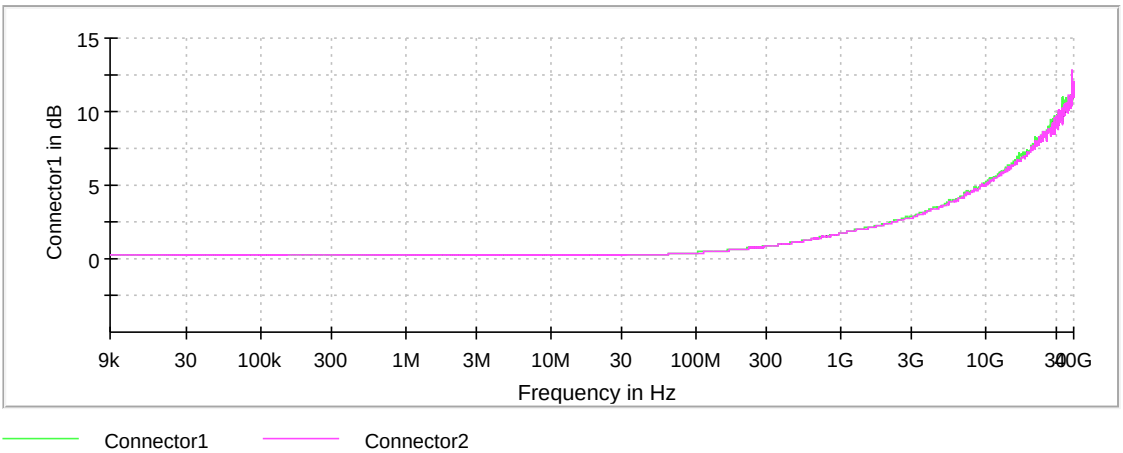

Pre Measurement 1

Setting	Instrument Value	Target Value
RBW	300.000 Hz	<= 300.000 Hz
VBW	1.000 kHz	>= 900.000 Hz
SweepPoints	940	~ 940
Sweeptime	6.322 ms	AUTO
Reference Level	5.000 dBm	AUTO
Attenuation	15.000 dB	5.000 dB
Detector	MaxPeak	MaxPeak
SweepCount	3	3
Filter	3 dB	3 dB
Trace Mode	Max Hold	Max Hold
Sweeptype	FFT	AUTO
Preamp	off	off

Emission Bandwidth 26 dB (5300 MHz; 20 MHz)

Customized settings.

Test according to FCC title 47 part 15 §15.407(a),(e), KDB 789033 D02 General U-NII Test Procedures New Rules v02r01 D and ANSI C63.10-2013

Measurement uncertainty calculated in accordance with ETSI TR 100 028-1.
Expanded Uncertainty (K=2) < 2%

26 dB Bandwidth

DUT Frequency (MHz)	Bandwidth (MHz)	Limit Min (MHz)	Limit Max (MHz)	Band Edge Left (MHz)	Band Edge Right (MHz)
5300.000000	20.800000	---	---	5289.550000	5310.350000

(continuation of the "26 dB Bandwidth" table from column 6 ...)

DUT Frequency (MHz)	Max Level (dBm)	Result
5300.000000	-0.3	PASS

26 dB Bandwidth

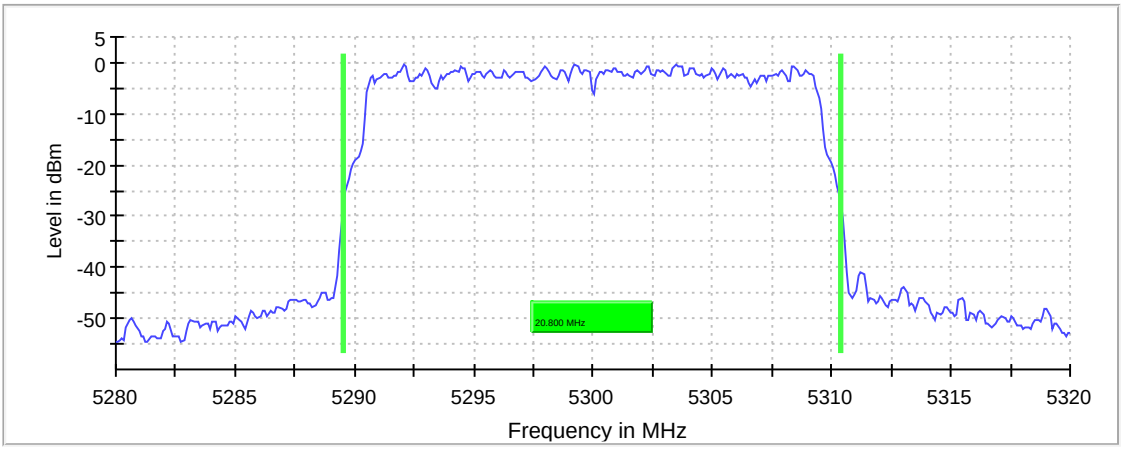

Bandwidth

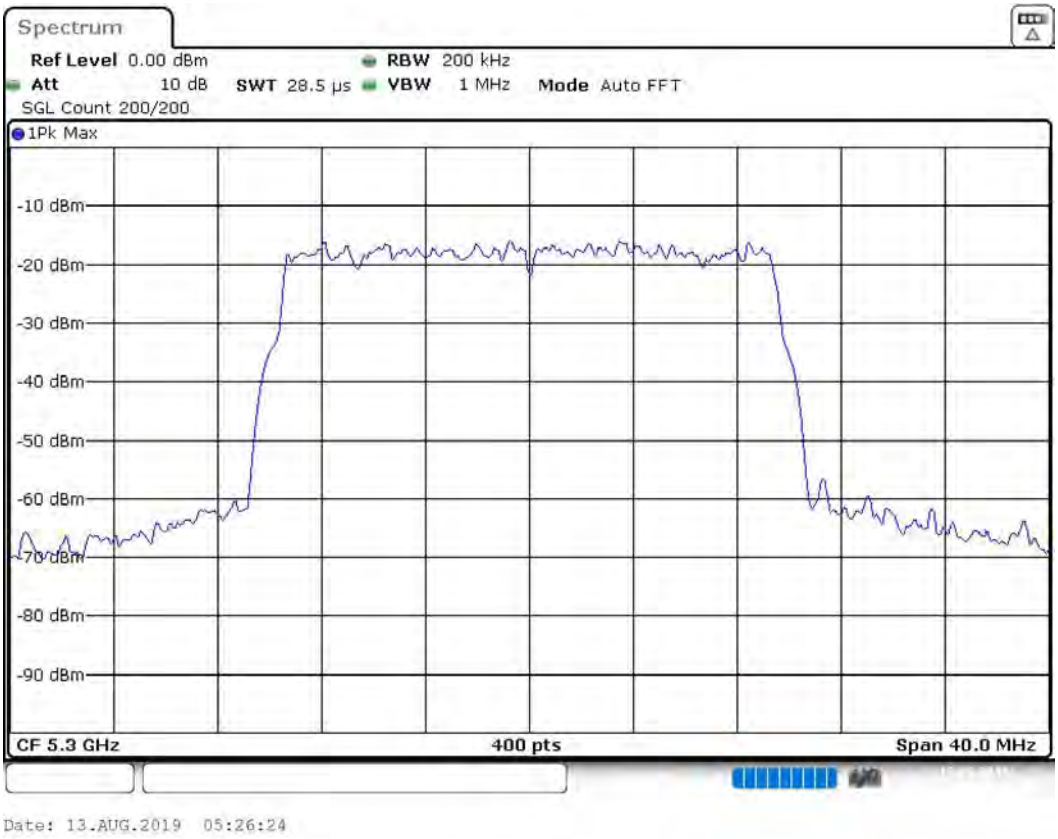

Measurement

Setting	Instrument Value	Target Value
Start Frequency	5.28000 GHz	5.28000 GHz
Stop Frequency	5.32000 GHz	5.32000 GHz
Span	40.000 MHz	40.000 MHz
RBW	200.000 kHz	~ 200.000 kHz
VBW	1.000 MHz	>= 600.000 kHz
SweepPoints	400	~ 400
Sweeptime	28.477 µs	AUTO
Reference Level	0.000 dBm	0.000 dBm
Attenuation	10.000 dB	0.000 dB
Detector	MaxPeak	MaxPeak
SweepCount	200	200
Filter	3 dB	3 dB
Trace Mode	Max Hold	Max Hold
Sweeptype	FFT	AUTO
Preamp	off	off

RF output power (5300 MHz; 20 MHz)

Customized settings.

Test according to FCC title 47 part 15 §15.407(a), KDB 789033 D02 General U-NII Test Procedures New Rules v02r01 II.E and ANSI C63.10-2013

Measurement uncertainty calculated in accordance with ETSI TR 100 028-1.
Expanded Combined Uncertainty of absolute Level Measurement (K=2) < 1 dB

Result

DUT Frequency (MHz)	Gated RMS (dBm)	Limit Max (dBm)	Gated EIRP (dBm)	DutyCycle (%)	Result
5300.000000	26.8	---	26.8	99.413	PASS

Power Spectral Density (5300 MHz; 20 MHz)

Customized settings.

Test according to FCC title 47 part 15 §15.407(a), KDB 789033 D02 General U-NII Test Procedures New Rules v02r01 II.F and ANSI C63.10-2013

Measurement uncertainty calculated in accordance with ETSI TR 100 028-1.
Expanded Uncertainty (K=2) < 1.3 dB

Result

DUT Frequency (MHz)	Frequency (MHz)	PSD (dBm)	Limit Max (dBm)	Result
5300.000000	5298.811881	1.842	6.0	PASS

Ports

Port	Duty Cycle (%)
1	0.000
2	0.000

Measurement

Setting	Instrument Value	Target Value
Start Frequency	5.29000 GHz	5.29000 GHz
Stop Frequency	5.31000 GHz	5.31000 GHz
Span	20.000 MHz	20.000 MHz
RBW	1.000 MHz	<= 1.000 MHz
VBW	3.000 MHz	>= 3.000 MHz
SweepPoints	101	~ 40
Sweeptime	2.020 ms	2.020 ms
Reference Level	20.000 dBm	20.000 dBm
Attenuation	40.000 dB	AUTO
Detector	RMS	RMS
SweepCount	100	100
Filter	3 dB	3 dB
Trace Mode	Max Hold	Max Hold
Sweeptype	FFT	AUTO
Preamp	off	off

Occupied Channel Bandwidth 99% (5300 MHz; 20 MHz)

Customized settings.

Test according to FCC title 47 part 15 §15.407(a),(e), KDB 789033 D02 General U-NII Test Procedures New Rules v02r01 D and ANSI C63.10-2013

Measurement uncertainty calculated in accordance with ETSI TR 100 028-1.
Expanded Uncertainty (K=2) < 2%

99 % Bandwidth

DUT Frequency (MHz)	Bandwidth (MHz)	Limit Min (MHz)	Limit Max (MHz)	Band Edge Left (MHz)	Band Edge Right (MHz)
5300.000000	18.700000	---	---	5290.650000	5309.350000

(continuation of the "99 % Bandwidth" table from column 6 ...)

DUT Frequency (MHz)	Result
5300.000000	PASS

99 % Bandwidth

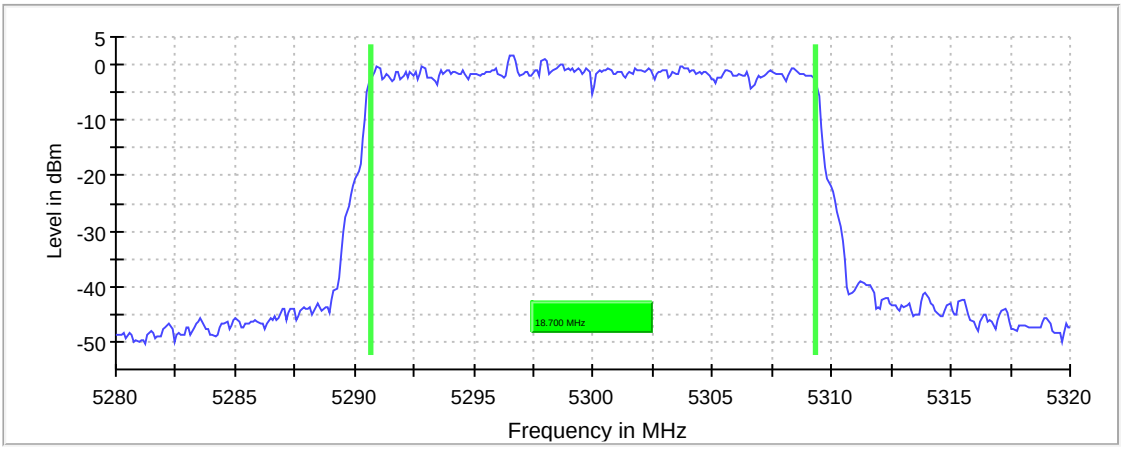

Bandwidth

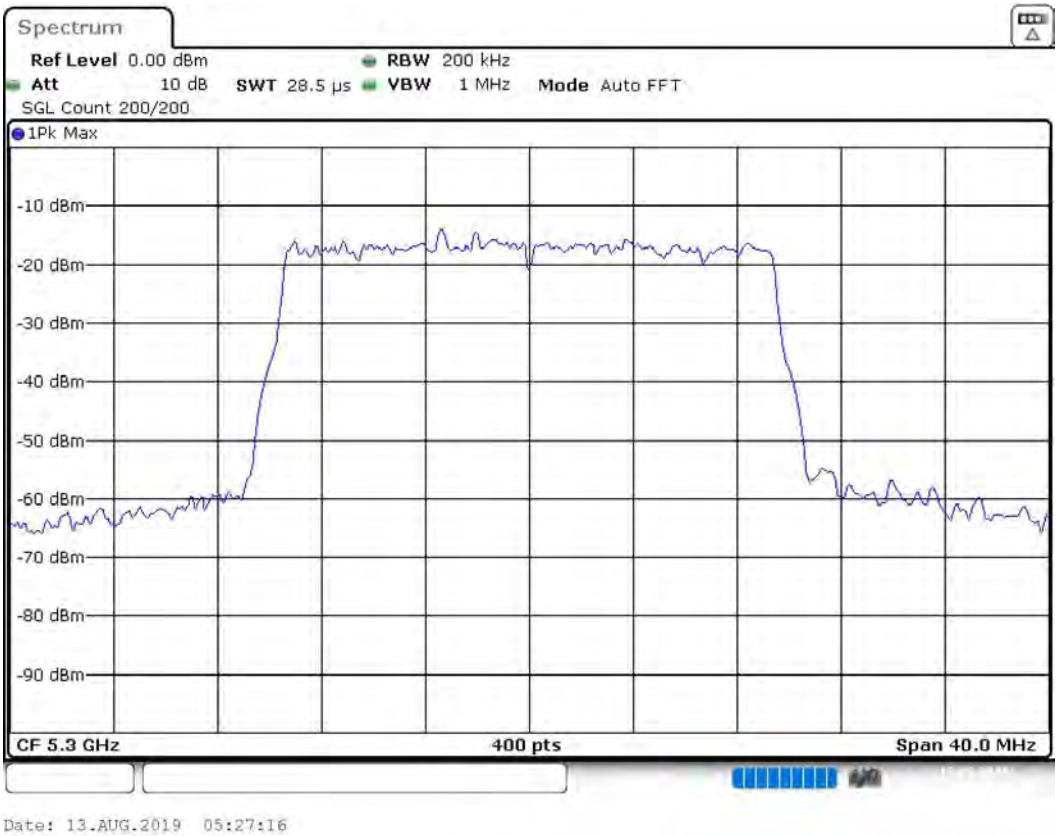

Measurement

Setting	Instrument Value	Target Value
Start Frequency	5.28000 GHz	5.28000 GHz
Stop Frequency	5.32000 GHz	5.32000 GHz
Span	40.000 MHz	40.000 MHz
RBW	200.000 kHz	>= 200.000 kHz
VBW	1.000 MHz	>= 600.000 kHz
SweepPoints	400	~ 400
Sweeptime	28.477 µs	AUTO
Reference Level	0.000 dBm	0.000 dBm
Attenuation	10.000 dB	0.000 dB
Detector	MaxPeak	MaxPeak
SweepCount	200	200
Filter	3 dB	3 dB
Trace Mode	Max Hold	Max Hold
Sweeptype	FFT	AUTO
Preamp	off	off

Emissions in restricted frequency bands (Peak) (5300 MHz; 20 MHz)

Customized settings.

Test according to FCC title 47 part 15 §15.407(b), KDB 789033 D02 General U-NII Test Procedures New Rules v02r01 II.G.1 and ANSI C63.10-2013

Measurement uncertainty calculated in accordance with ETSI TR 100 028-1.
Expanded Uncertainty (K=2) < 1.8 dB

Result

DUT Frequency (MHz)	Result
5300.000000	PASS

Final measurements

Frequency (MHz)	Level Pre Measurement (dBm)	level (dBm)	Limit (dBm)	Margin (dB)	Result
---	---	---	---	---	---

Pre Measurements

Frequency (MHz)	Level (dBm)	Margin (dB)	Limit (dBm)
5350.000000	-33.5	12.3	-21.2
5350.750000	-34.1	12.9	-21.2
5351.250000	-34.3	13.1	-21.2
5350.250000	-34.7	13.5	-21.2
5353.750000	-36.3	15.1	-21.2
5353.250000	-36.4	15.2	-21.2
5351.750000	-36.9	15.7	-21.2
5352.750000	-37.5	16.3	-21.2
5354.250000	-37.6	16.4	-21.2
5352.250000	-37.9	16.7	-21.2
5458.750000	-38.1	16.9	-21.2
5141.750000	-38.2	17.0	-21.2
5144.750000	-38.4	17.2	-21.2
5147.250000	-38.6	17.4	-21.2
5459.250000	-39.0	17.8	-21.2

Measurement Settings

Start Frequency (MHz)	Stop Frequency (MHz)	Pre Measurement	Final Measurement
0.009000	0.150000	1	1
0.150000	30.000000	1	1
30.000000	1000.000000	1	1
1000.000000	5150.000000	1	2
5150.000000	5350.000000	1	2
5350.000000	5470.000000	1	2
5470.000000	5850.000000	1	2
5850.000000	18000.000000	1	2
18000.000000	26000.000000	1	2
26000.000000	40000.000000	1	2

Restricted Band

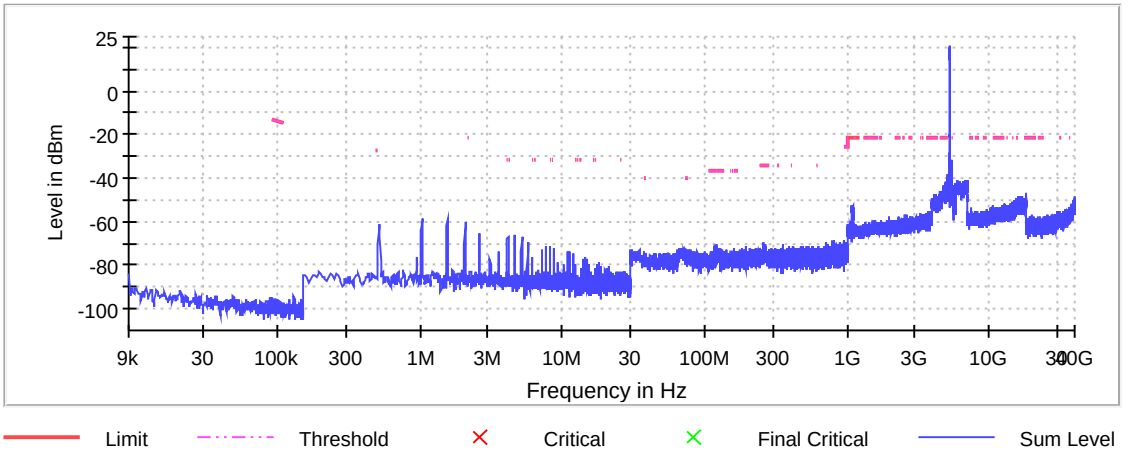

Gain

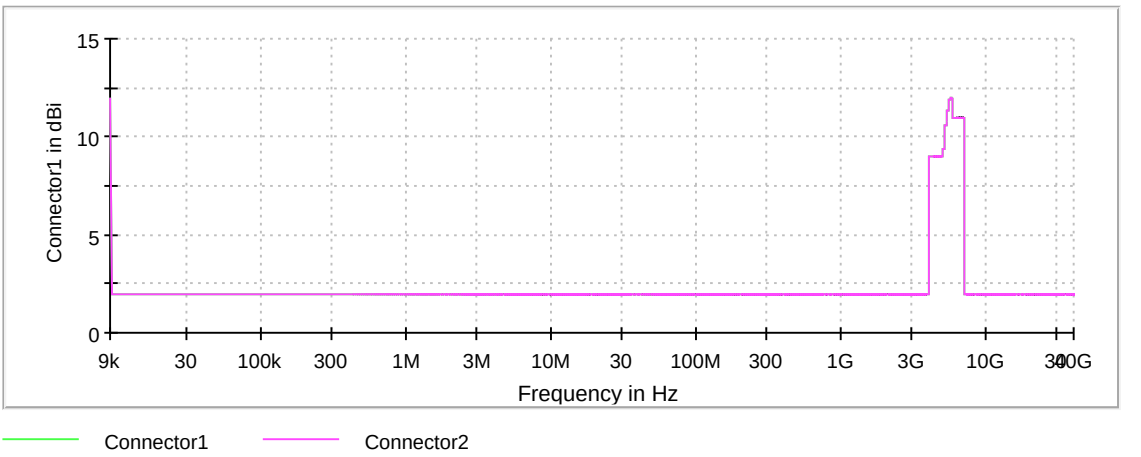

Attenuation

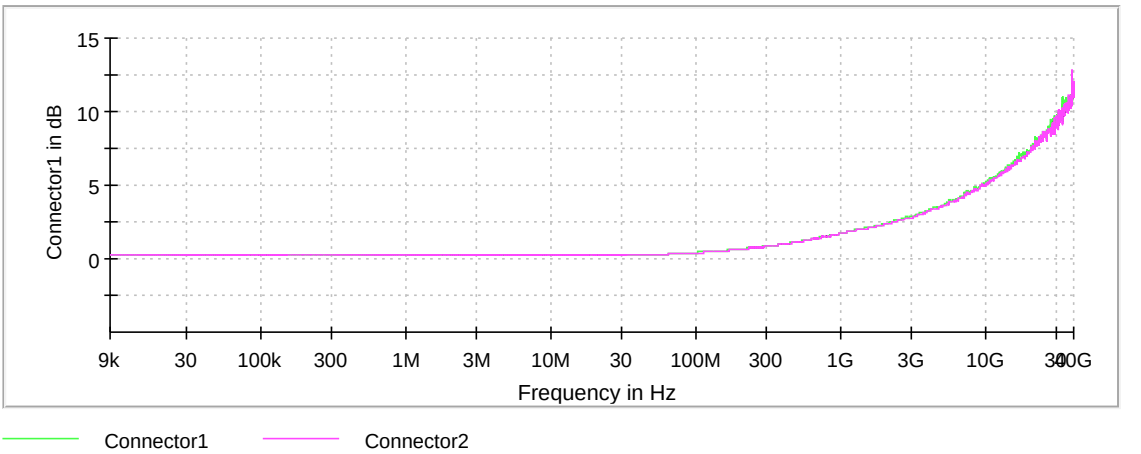

Pre Measurement 1

Setting	Instrument Value	Target Value
RBW	300.000 Hz	<= 300.000 Hz
VBW	1.000 kHz	>= 900.000 Hz
SweepPoints	940	~ 940
Sweeptime	6.322 ms	AUTO
Reference Level	5.000 dBm	AUTO
Attenuation	15.000 dB	5.000 dB
Detector	MaxPeak	MaxPeak
SweepCount	3	3
Filter	3 dB	3 dB
Trace Mode	Max Hold	Max Hold
Sweeptype	FFT	AUTO
Preamp	off	off

Emission Bandwidth 26 dB (5335 MHz; 20 MHz)

Customized settings.

Test according to FCC title 47 part 15 §15.407(a),(e), KDB 789033 D02 General U-NII Test Procedures New Rules v02r01 D and ANSI C63.10-2013

Measurement uncertainty calculated in accordance with ETSI TR 100 028-1.
Expanded Uncertainty (K=2) < 2%

26 dB Bandwidth

DUT Frequency (MHz)	Bandwidth (MHz)	Limit Min (MHz)	Limit Max (MHz)	Band Edge Left (MHz)	Band Edge Right (MHz)
5335.000000	20.700000	---	---	5324.550000	5345.250000

(continuation of the "26 dB Bandwidth" table from column 6 ...)

DUT Frequency (MHz)	Max Level (dBm)	Result
5335.000000	-2.1	PASS

26 dB Bandwidth

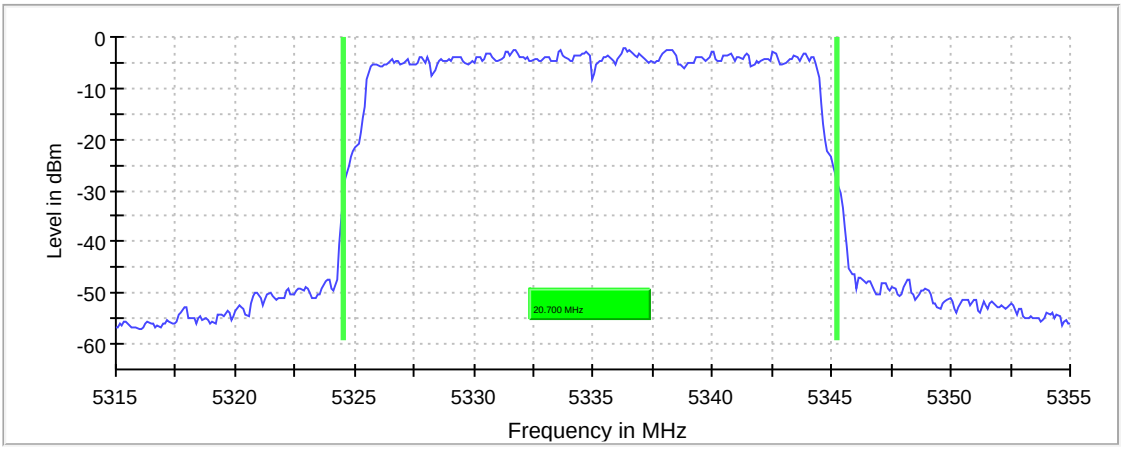

Bandwidth

Measurement

Setting	Instrument Value	Target Value
Start Frequency	5.31500 GHz	5.31500 GHz
Stop Frequency	5.35500 GHz	5.35500 GHz
Span	40.000 MHz	40.000 MHz
RBW	200.000 kHz	~ 200.000 kHz
VBW	1.000 MHz	>= 600.000 kHz
SweepPoints	400	~ 400
Sweeptime	28.477 µs	AUTO
Reference Level	0.000 dBm	0.000 dBm
Attenuation	10.000 dB	0.000 dB
Detector	MaxPeak	MaxPeak
SweepCount	200	200
Filter	3 dB	3 dB
Trace Mode	Max Hold	Max Hold
Sweeptype	FFT	AUTO
Preamp	off	off

RF output power (5335 MHz; 20 MHz)

Customized settings.

Test according to FCC title 47 part 15 §15.407(a), KDB 789033 D02 General U-NII Test Procedures New Rules v02r01 II.E and ANSI C63.10-2013

Measurement uncertainty calculated in accordance with ETSI TR 100 028-1.
Expanded Combined Uncertainty of absolute Level Measurement (K=2) < 1 dB

Result

DUT Frequency (MHz)	Gated RMS (dBm)	Limit Max (dBm)	Gated EIRP (dBm)	DutyCycle (%)	Result
5335.000000	25.0	---	25.0	99.414	PASS

Power Spectral Density (5335 MHz; 20 MHz)

Customized settings.

Test according to FCC title 47 part 15 §15.407(a), KDB 789033 D02 General U-NII Test Procedures New Rules v02r01 II.F and ANSI C63.10-2013

Measurement uncertainty calculated in accordance with ETSI TR 100 028-1.
Expanded Uncertainty (K=2) < 1.3 dB

Result

DUT Frequency (MHz)	Frequency (MHz)	PSD (dBm)	Limit Max (dBm)	Result
5335.000000	5336.188119	0.121	5.8	PASS

Ports

Port	Duty Cycle (%)
1	0.000
2	0.000

Measurement

Setting	Instrument Value	Target Value
Start Frequency	5.32500 GHz	5.32500 GHz
Stop Frequency	5.34500 GHz	5.34500 GHz
Span	20.000 MHz	20.000 MHz
RBW	1.000 MHz	<= 1.000 MHz
VBW	3.000 MHz	>= 3.000 MHz
SweepPoints	101	~ 40
Sweeptime	2.020 ms	2.020 ms
Reference Level	20.000 dBm	20.000 dBm
Attenuation	40.000 dB	AUTO
Detector	RMS	RMS
SweepCount	100	100
Filter	3 dB	3 dB
Trace Mode	Max Hold	Max Hold
Sweeptype	FFT	AUTO
Preamp	off	off

Occupied Channel Bandwidth 99% (5335 MHz;20 MHz)

Customized settings.

Test according to FCC title 47 part 15 §15.407(a),(e), KDB 789033 D02 General U-NII Test Procedures New Rules v02r01 D and ANSI C63.10-2013

Measurement uncertainty calculated in accordance with ETSI TR 100 028-1.
Expanded Uncertainty (K=2) < 2%

99 % Bandwidth

DUT Frequency (MHz)	Bandwidth (MHz)	Limit Min (MHz)	Limit Max (MHz)	Band Edge Left (MHz)	Band Edge Right (MHz)
5335.000000	18.700000	---	---	5325.650000	5344.350000

(continuation of the "99 % Bandwidth" table from column 6 ...)

DUT Frequency (MHz)	Result
5335.000000	PASS

99 % Bandwidth

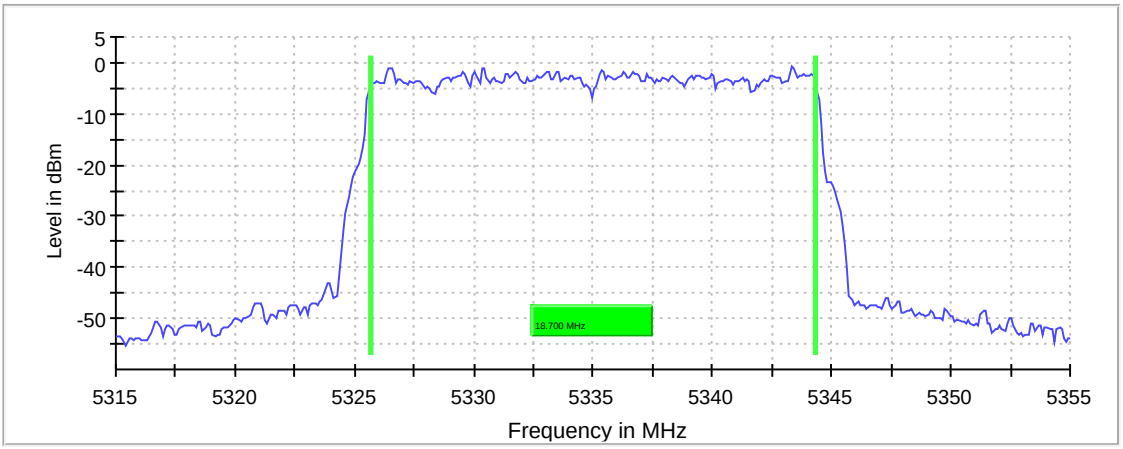

Bandwidth

Measurement

Setting	Instrument Value	Target Value
Start Frequency	5.31500 GHz	5.31500 GHz
Stop Frequency	5.35500 GHz	5.35500 GHz
Span	40.000 MHz	40.000 MHz
RBW	200.000 kHz	>= 200.000 kHz
VBW	1.000 MHz	>= 600.000 kHz
SweepPoints	400	~ 400
Sweeptime	28.477 µs	AUTO
Reference Level	0.000 dBm	0.000 dBm
Attenuation	10.000 dB	0.000 dB
Detector	MaxPeak	MaxPeak
SweepCount	200	200
Filter	3 dB	3 dB
Trace Mode	Max Hold	Max Hold
Sweeptype	FFT	AUTO
Preamp	off	off

Tx Spurious Emission (5335 MHz; 20 MHz)

Customized settings.

Test according to FCC title 47 part 15 §15.407(b), KDB 789033 D02 General U-NII Test Procedures New Rules v02r01 II.G.4&5 and ANSI C63.10-2013

Measurement uncertainty calculated in accordance with ETSI TR 100 028-1.
Expanded Uncertainty (K=2) < 1.8 dB

Result

DUT Frequency (MHz)	Result
5335.000000	PASS

Final measurements

Frequency (MHz)	Level Pre Measurement (dBm)	level (dBm)	Limit (dBm)	Margin (dB)	Result
---	---	---	---	---	---

Pre Measurements

Frequency (MHz)	Level (dBm)	Margin (dB)	Limit (dBm)
5373.250000	-30.3	3.3	-27.0
5350.750000	-30.5	3.5	-27.0
5372.750000	-30.6	3.6	-27.0
5382.250000	-31.4	4.4	-27.0
5381.750000	-31.5	4.5	-27.0
5350.250000	-31.5	4.5	-27.0
5351.250000	-31.5	4.5	-27.0
5371.250000	-31.6	4.6	-27.0
5374.750000	-31.7	4.7	-27.0
5382.750000	-31.9	4.9	-27.0
5374.250000	-31.9	4.9	-27.0
5371.750000	-32.0	5.0	-27.0
5377.750000	-32.0	5.0	-27.0
5378.250000	-32.1	5.1	-27.0
5373.750000	-32.1	5.1	-27.0

Measurement Settings

Start Frequency (MHz)	Stop Frequency (MHz)	Pre Measurement	Final Measurement
1000.000000	5150.000000	2	2
5150.000000	5250.000000	2	2
5250.000000	5350.000000	2	2
5350.000000	5470.000000	2	2
5470.000000	5725.000000	2	2
5725.000000	5850.000000	2	2
5850.000000	7000.000000	2	2
7000.000000	18000.000000	2	2
18000.000000	26000.000000	2	2
26000.000000	40000.000000	2	2

Spurious

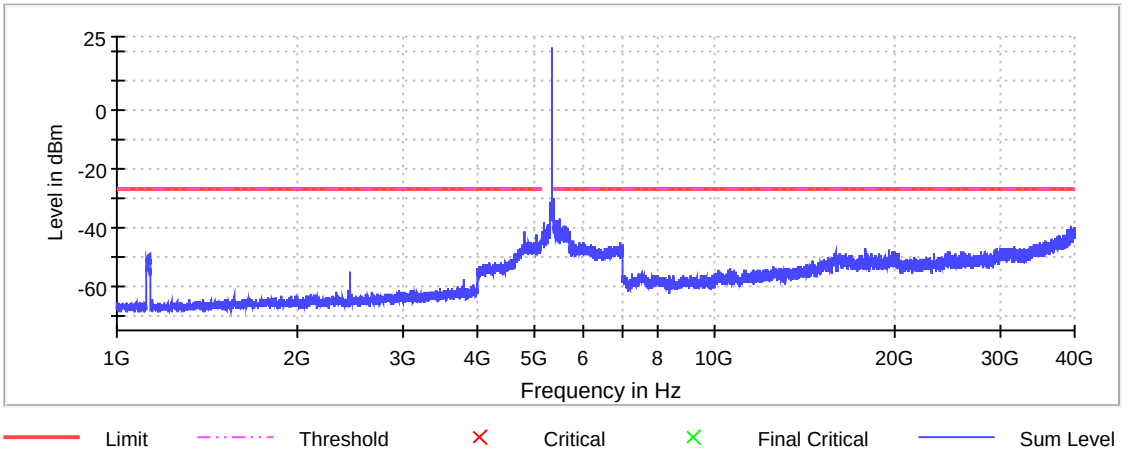

Gain

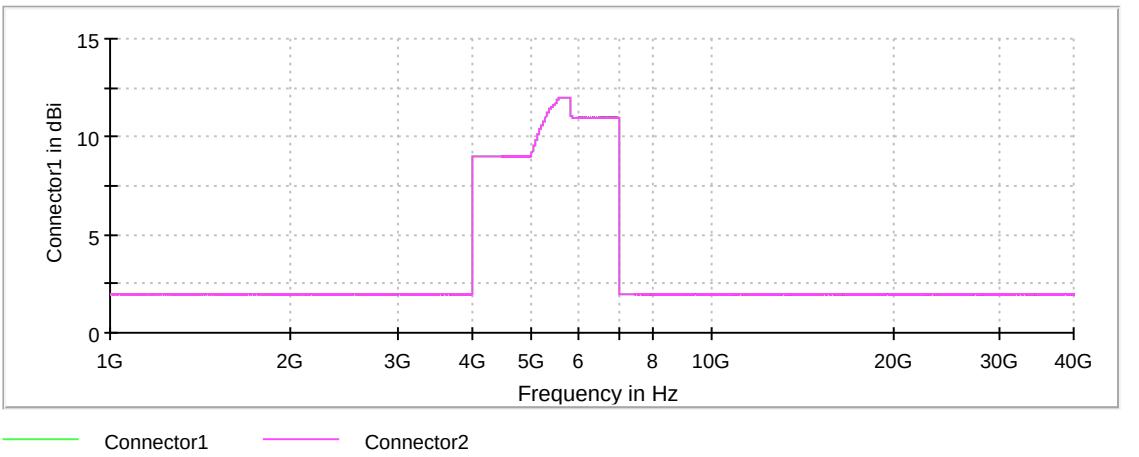

Attenuation

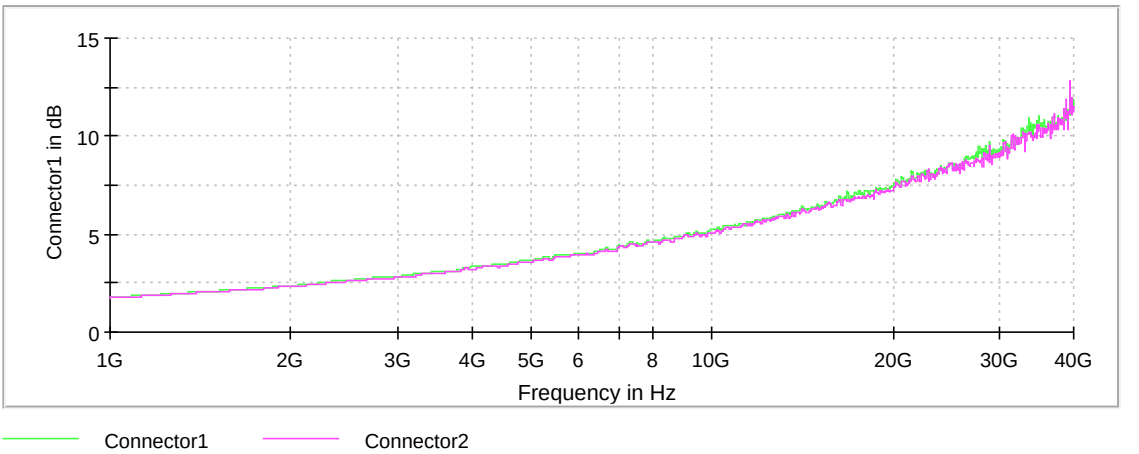

Pre Measurement 2

Setting	Instrument Value	Target Value
RBW	1.000 MHz	<= 1.000 MHz
VBW	3.000 MHz	>= 3.000 MHz
SweepPoints	8300	~ 8300
Sweeptime	8.300 ms	AUTO
Reference Level	0.000 dBm	AUTO
Attenuation	10.000 dB	10.000 dB
Detector	MaxPeak	MaxPeak
SweepCount	30	30
Filter	3 dB	3 dB
Trace Mode	Max Hold	Max Hold
Sweeptype	Sweep	AUTO
Preamp	off	off

Emissions in restricted frequency bands (Peak) (5335 MHz; 20 MHz)

Customized settings.

Test according to FCC title 47 part 15 §15.407(b), KDB 789033 D02 General U-NII Test Procedures New Rules v02r01 II.G.1 and ANSI C63.10-2013

Measurement uncertainty calculated in accordance with ETSI TR 100 028-1.
Expanded Uncertainty (K=2) < 1.8 dB

Result

DUT Frequency (MHz)	Result
5335.000000	PASS

Final measurements

Frequency (MHz)	Level Pre Measurement (dBm)	level (dBm)	Limit (dBm)	Margin (dB)	Result
---	---	---	---	---	---

Pre Measurements

Frequency (MHz)	Level (dBm)	Margin (dB)	Limit (dBm)
5351.750000	-32.7	11.5	-21.2
5351.250000	-33.2	12.0	-21.2
5352.250000	-33.4	12.2	-21.2
5350.750000	-34.0	12.8	-21.2
5385.250000	-34.1	12.9	-21.2
5385.750000	-34.1	12.9	-21.2
5350.250000	-34.4	13.2	-21.2
5350.000000	-34.4	13.2	-21.2
5387.250000	-34.6	13.4	-21.2
5383.750000	-34.6	13.4	-21.2
5383.250000	-34.7	13.5	-21.2
5387.750000	-35.4	14.2	-21.2
5352.750000	-35.6	14.4	-21.2
5384.750000	-35.8	14.6	-21.2
5374.250000	-35.8	14.6	-21.2

Measurement Settings

Start Frequency (MHz)	Stop Frequency (MHz)	Pre Measurement	Final Measurement
0.009000	0.150000	1	1
0.150000	30.000000	1	1
30.000000	1000.000000	1	1
1000.000000	5150.000000	1	2
5150.000000	5350.000000	1	2
5350.000000	5470.000000	1	2
5470.000000	5850.000000	1	2
5850.000000	18000.000000	1	2
18000.000000	26000.000000	1	2
26000.000000	40000.000000	1	2

Restricted Band

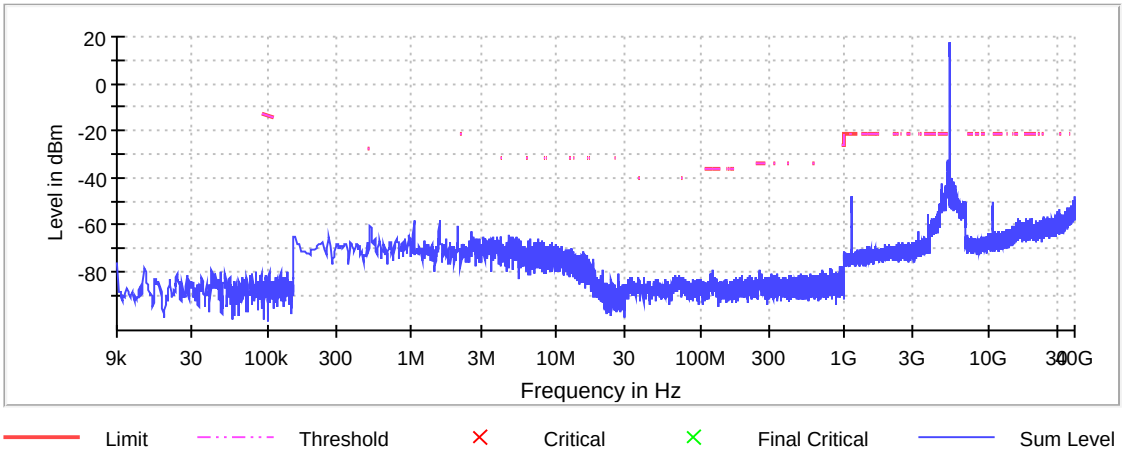

Gain

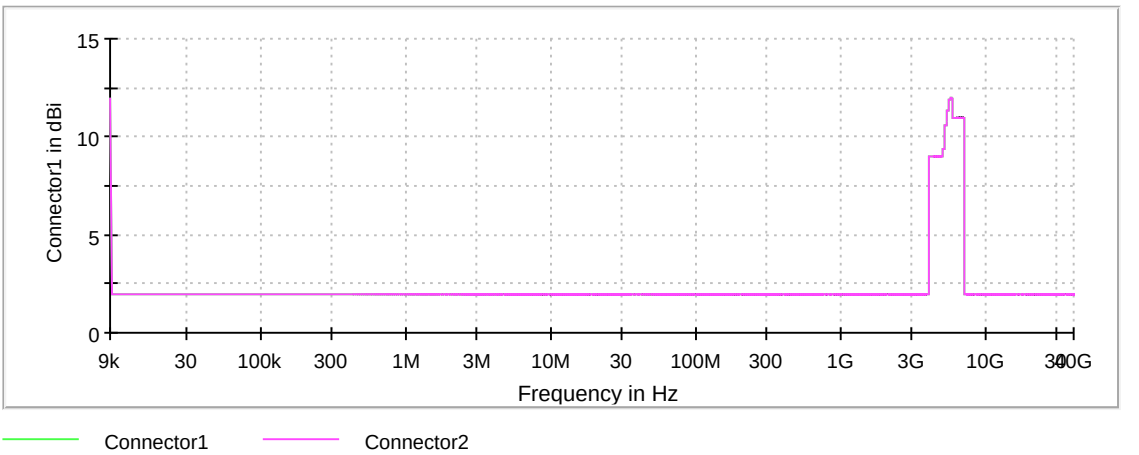

Attenuation

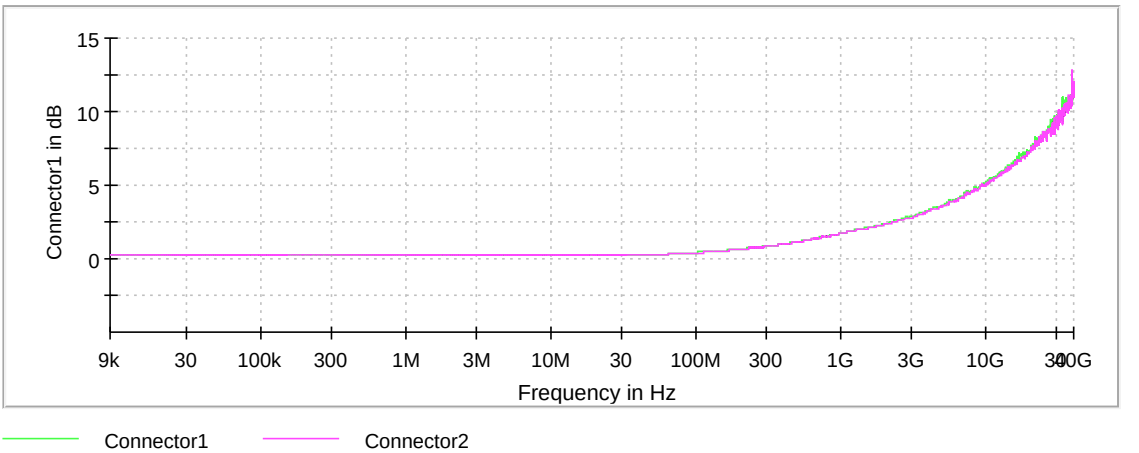

Pre Measurement 1

Setting	Instrument Value	Target Value
RBW	300.000 Hz	<= 300.000 Hz
VBW	1.000 kHz	>= 900.000 Hz
SweepPoints	940	~ 940
Sweeptime	6.322 ms	AUTO
Reference Level	-5.000 dBm	AUTO
Attenuation	5.000 dB	5.000 dB
Detector	MaxPeak	MaxPeak
SweepCount	3	3
Filter	3 dB	3 dB
Trace Mode	Max Hold	Max Hold
Sweeptype	FFT	AUTO
Preamp	off	off

Emission Bandwidth 26 dB (5265 MHz; 30 MHz)

Customized settings.

Test according to FCC title 47 part 15 §15.407(a),(e), KDB 789033 D02 General U-NII Test Procedures New Rules v02r01 D and ANSI C63.10-2013

Measurement uncertainty calculated in accordance with ETSI TR 100 028-1.
Expanded Uncertainty (K=2) < 2%

26 dB Bandwidth

DUT Frequency (MHz)	Bandwidth (MHz)	Limit Min (MHz)	Limit Max (MHz)	Band Edge Left (MHz)	Band Edge Right (MHz)
5265.000000	31.200000	---	---	5249.525000	5280.725000

(continuation of the "26 dB Bandwidth" table from column 6 ...)

DUT Frequency (MHz)	Max Level (dBm)	Result
5265.000000	2.9	PASS

26 dB Bandwidth

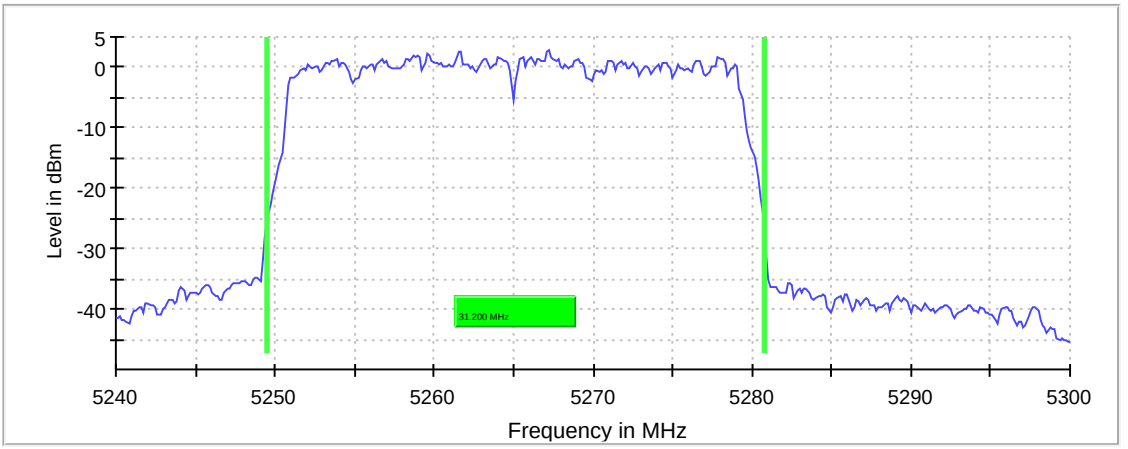

Bandwidth

Measurement

Setting	Instrument Value	Target Value
Start Frequency	5.24000 GHz	5.24000 GHz
Stop Frequency	5.30000 GHz	5.30000 GHz
Span	60.000 MHz	60.000 MHz
RBW	300.000 kHz	~ 300.000 kHz
VBW	1.000 MHz	>= 900.000 kHz
SweepPoints	400	~ 400
Sweeptime	25.313 µs	AUTO
Reference Level	0.000 dBm	0.000 dBm
Attenuation	10.000 dB	0.000 dB
Detector	MaxPeak	MaxPeak
SweepCount	200	200
Filter	3 dB	3 dB
Trace Mode	Max Hold	Max Hold
Sweeptype	FFT	AUTO
Preamp	off	off

RF output power (5265 MHz; 30 MHz)

Customized settings.

Test according to FCC title 47 part 15 §15.407(a), KDB 789033 D02 General U-NII Test Procedures New Rules v02r01 II.E and ANSI C63.10-2013

Measurement uncertainty calculated in accordance with ETSI TR 100 028-1.
Expanded Combined Uncertainty of absolute Level Measurement (K=2) < 1 dB

Result

DUT Frequency (MHz)	Gated RMS (dBm)	Limit Max (dBm)	Gated EIRP (dBm)	DutyCycle (%)	Result
5265.000000	29.9	---	29.9	99.596	PASS

Power Spectral Density (5265 MHz; 30 MHz)

Customized settings.

Test according to FCC title 47 part 15 §15.407(a), KDB 789033 D02 General U-NII Test Procedures New Rules v02r01 II.F and ANSI C63.10-2013

Measurement uncertainty calculated in accordance with ETSI TR 100 028-1.
Expanded Uncertainty (K=2) < 1.3 dB

Result

DUT Frequency (MHz)	Frequency (MHz)	PSD (dBm)	Limit Max (dBm)	Result
5265.000000	5262.920792	4.325	6.2	PASS

Ports

Port	Duty Cycle (%)
1	0.000
2	0.000

Measurement

Setting	Instrument Value	Target Value
Start Frequency	5.25000 GHz	5.25000 GHz
Stop Frequency	5.28000 GHz	5.28000 GHz
Span	30.000 MHz	30.000 MHz
RBW	1.000 MHz	<= 1.000 MHz
VBW	3.000 MHz	>= 3.000 MHz
SweepPoints	101	~ 60
Sweeptime	2.020 ms	2.020 ms
Reference Level	20.000 dBm	20.000 dBm
Attenuation	40.000 dB	AUTO
Detector	RMS	RMS
SweepCount	100	100
Filter	3 dB	3 dB
Trace Mode	Max Hold	Max Hold
Sweeptype	Sweep	AUTO
Preamp	off	off

Occupied Channel Bandwidth 99% (5265 MHz; 30 MHz)

Customized settings.

Test according to FCC title 47 part 15 §15.407(a),(e), KDB 789033 D02 General U-NII Test Procedures New Rules v02r01 D and ANSI C63.10-2013

Measurement uncertainty calculated in accordance with ETSI TR 100 028-1.
Expanded Uncertainty (K=2) < 2%

99 % Bandwidth

DUT Frequency (MHz)	Bandwidth (MHz)	Limit Min (MHz)	Limit Max (MHz)	Band Edge Left (MHz)	Band Edge Right (MHz)
5265.000000	28.200000	---	---	5250.875000	5279.075000

(continuation of the "99 % Bandwidth" table from column 6 ...)

DUT Frequency (MHz)	Result
5265.000000	PASS

99 % Bandwidth

Bandwidth

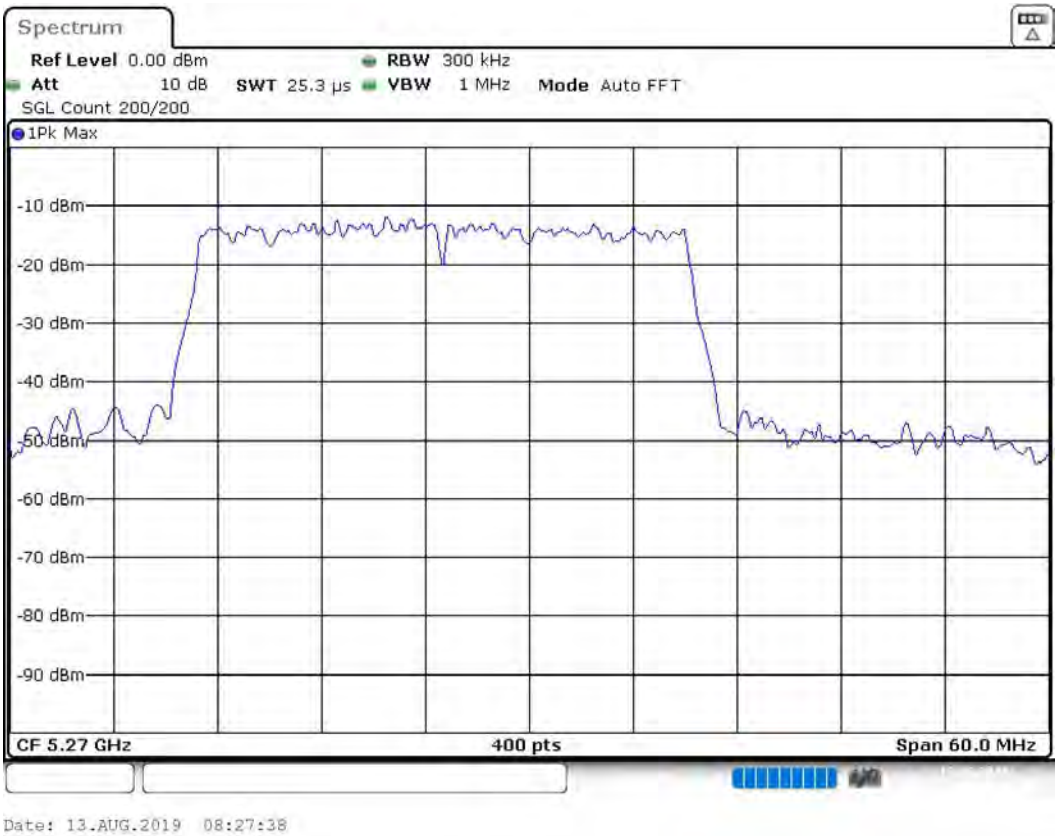

Measurement

Setting	Instrument Value	Target Value
Start Frequency	5.24000 GHz	5.24000 GHz
Stop Frequency	5.30000 GHz	5.30000 GHz
Span	60.000 MHz	60.000 MHz
RBW	300.000 kHz	>= 300.000 kHz
VBW	1.000 MHz	>= 900.000 kHz
SweepPoints	400	~ 400
Sweeptime	25.313 µs	AUTO
Reference Level	0.000 dBm	0.000 dBm
Attenuation	10.000 dB	0.000 dB
Detector	MaxPeak	MaxPeak
SweepCount	200	200
Filter	3 dB	3 dB
Trace Mode	Max Hold	Max Hold
Sweeptype	FFT	AUTO
Preamp	off	off

Tx Spurious Emission (5265 MHz; 30 MHz)

Customized settings.

Test according to FCC title 47 part 15 §15.407(b), KDB 789033 D02 General U-NII Test Procedures New Rules v02r01 II.G.4&5 and ANSI C63.10-2013

Measurement uncertainty calculated in accordance with ETSI TR 100 028-1.
Expanded Uncertainty (K=2) < 1.8 dB

Result

DUT Frequency (MHz)	Result
5265.000000	PASS

Final measurements

Frequency (MHz)	Level Pre Measurement (dBm)	level (dBm)	Limit (dBm)	Margin (dB)	Result
---	---	---	---	---	---

Pre Measurements

Frequency (MHz)	Level (dBm)	Margin (dB)	Limit (dBm)
5105.750000	-34.7	7.7	-27.0
5420.250000	-34.9	7.9	-27.0
5436.750000	-35.3	8.3	-27.0
5419.750000	-35.4	8.4	-27.0
5437.250000	-35.4	8.4	-27.0
5427.250000	-35.4	8.4	-27.0
5102.250000	-35.6	8.6	-27.0
5118.750000	-35.6	8.6	-27.0
5426.250000	-35.7	8.7	-27.0
5093.750000	-35.7	8.7	-27.0
5436.250000	-35.7	8.7	-27.0
5101.750000	-35.8	8.8	-27.0
5365.250000	-35.8	8.8	-27.0
5362.250000	-35.8	8.8	-27.0
5426.750000	-35.8	8.8	-27.0

Measurement Settings

Start Frequency (MHz)	Stop Frequency (MHz)	Pre Measurement	Final Measurement
1000.000000	5150.000000	2	2
5150.000000	5250.000000	2	2
5250.000000	5350.000000	2	2
5350.000000	5470.000000	2	2
5470.000000	5725.000000	2	2
5725.000000	5850.000000	2	2
5850.000000	7000.000000	2	2
7000.000000	18000.000000	2	2
18000.000000	26000.000000	2	2
26000.000000	40000.000000	2	2

Spurious

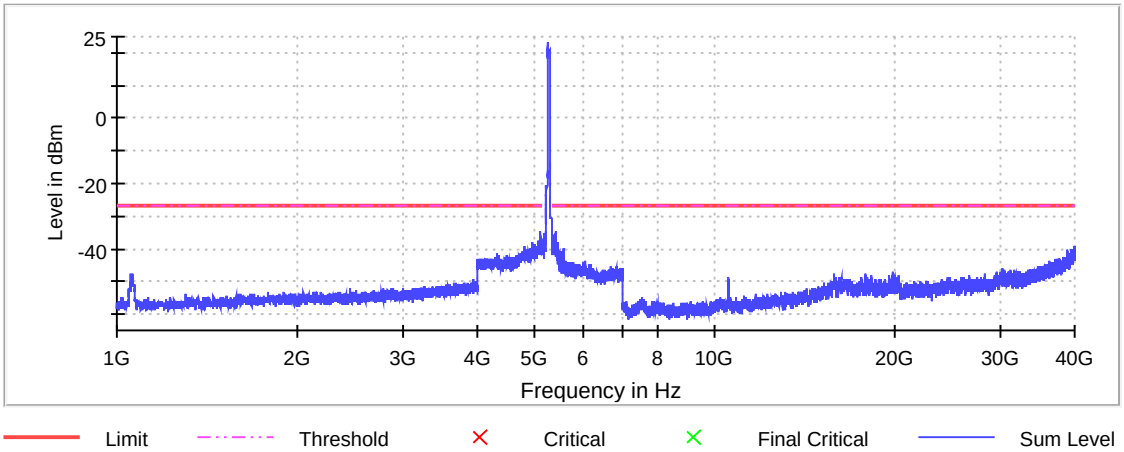

Gain

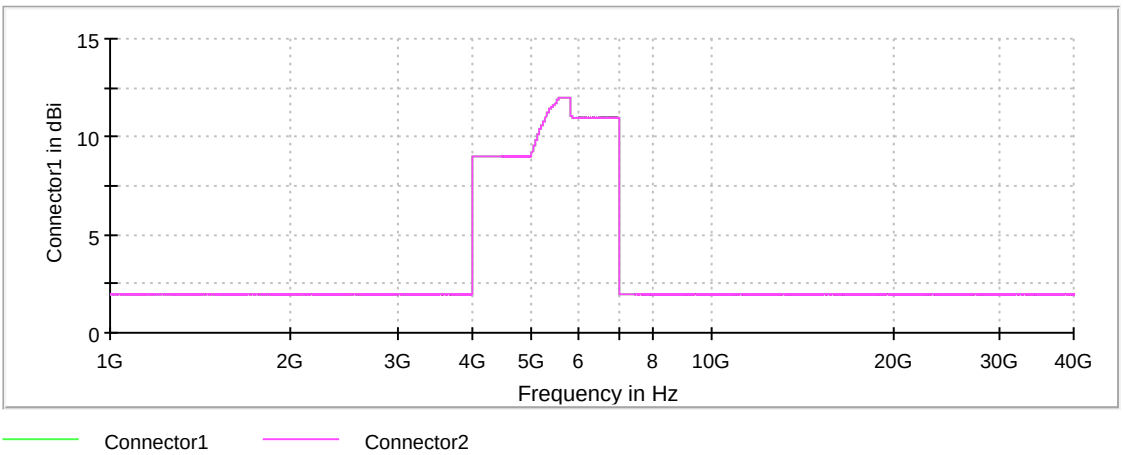

Attenuation

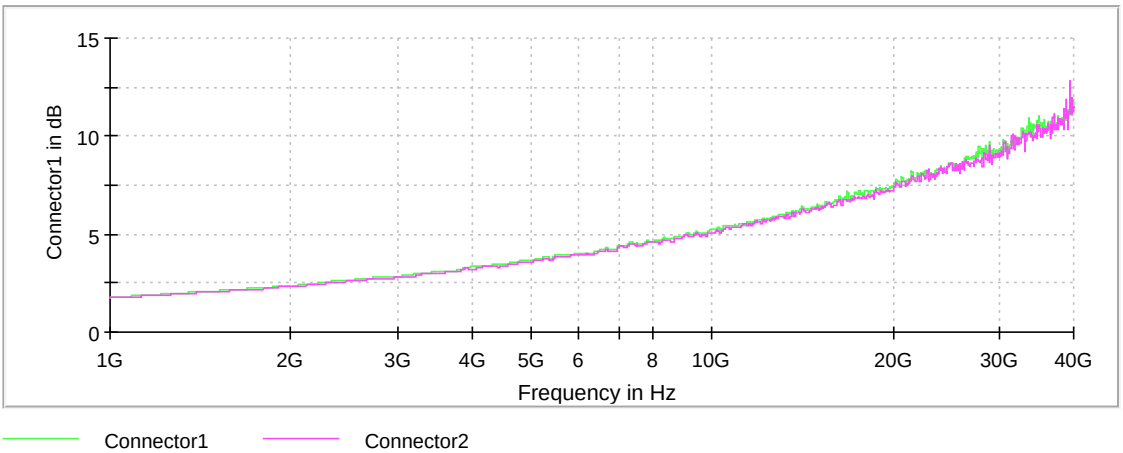

Pre Measurement 2

Setting	Instrument Value	Target Value
RBW	1.000 MHz	<= 1.000 MHz
VBW	3.000 MHz	>= 3.000 MHz
SweepPoints	8300	~ 8300
Sweeptime	8.300 ms	AUTO
Reference Level	10.000 dBm	AUTO
Attenuation	20.000 dB	10.000 dB
Detector	MaxPeak	MaxPeak
SweepCount	30	30
Filter	3 dB	3 dB
Trace Mode	Max Hold	Max Hold
Sweeptype	Sweep	AUTO
Preamp	off	off

Emissions in restricted frequency bands (Peak) (5265 MHz; 30 MHz)

Customized settings.

Test according to FCC title 47 part 15 §15.407(b), KDB 789033 D02 General U-NII Test Procedures New Rules v02r01 II.G.1 and ANSI C63.10-2013

Measurement uncertainty calculated in accordance with ETSI TR 100 028-1.
Expanded Uncertainty (K=2) < 1.8 dB

Result

DUT Frequency (MHz)	Result
5265.000000	PASS

Final measurements

Frequency (MHz)	Level Pre Measurement (dBm)	level (dBm)	Limit (dBm)	Margin (dB)	Result
---	---	---	---	---	---

Pre Measurements

Frequency (MHz)	Level (dBm)	Margin (dB)	Limit (dBm)
5118.250000	-36.9	15.7	-21.2
5111.750000	-37.3	16.1	-21.2
5422.750000	-38.0	16.8	-21.2
5112.250000	-38.0	16.8	-21.2
5422.250000	-38.2	17.0	-21.2
5118.750000	-38.2	17.0	-21.2
5117.750000	-38.3	17.1	-21.2
5420.750000	-38.4	17.2	-21.2
5150.000000	-38.4	17.2	-21.2
5418.750000	-38.4	17.2	-21.2
5432.750000	-38.6	17.4	-21.2
5418.250000	-38.6	17.4	-21.2
5421.250000	-38.7	17.5	-21.2
5101.250000	-38.8	17.6	-21.2
5103.250000	-38.9	17.7	-21.2

Measurement Settings

Start Frequency (MHz)	Stop Frequency (MHz)	Pre Measurement	Final Measurement
0.009000	0.150000	1	1
0.150000	30.000000	1	1
30.000000	1000.000000	1	1
1000.000000	5150.000000	1	2
5150.000000	5350.000000	1	2
5350.000000	5470.000000	1	2
5470.000000	5850.000000	1	2
5850.000000	18000.000000	1	2
18000.000000	26000.000000	1	2
26000.000000	40000.000000	1	2

Restricted Band

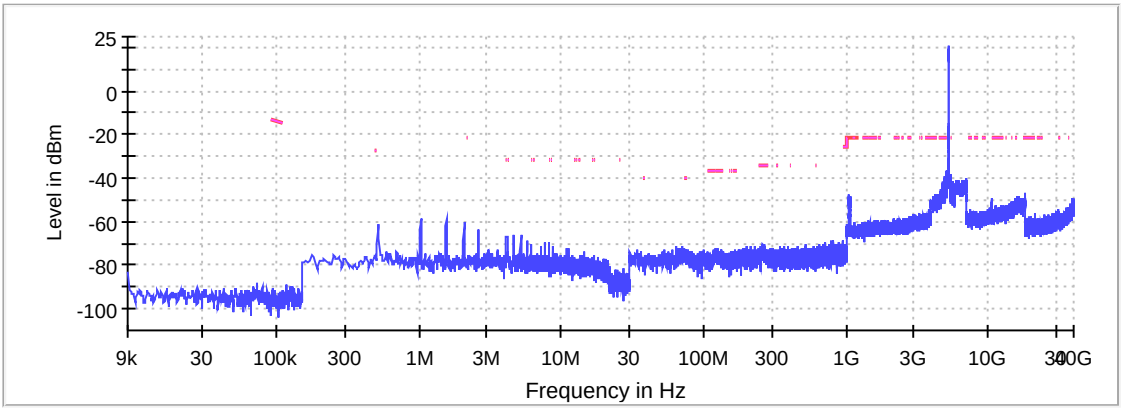

Limit Threshold Critical Final Critical Sum Level

Gain

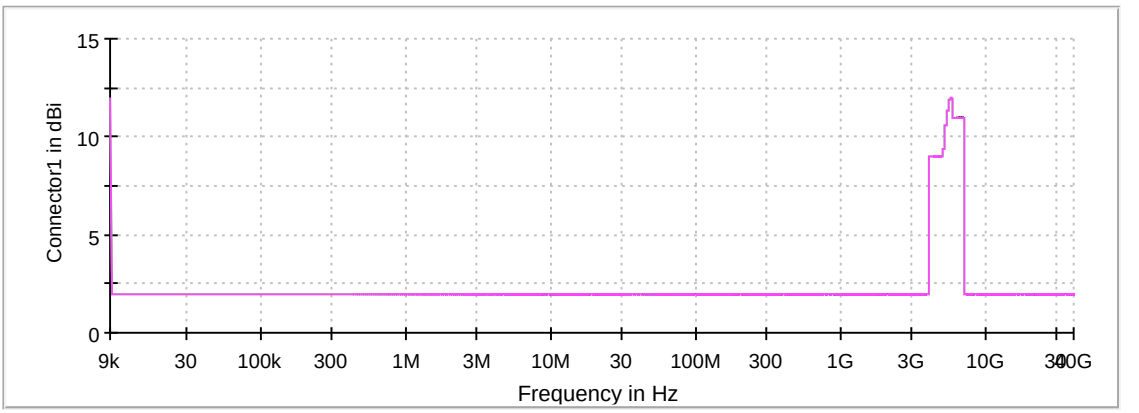

Connector1 Connector2

Attenuation

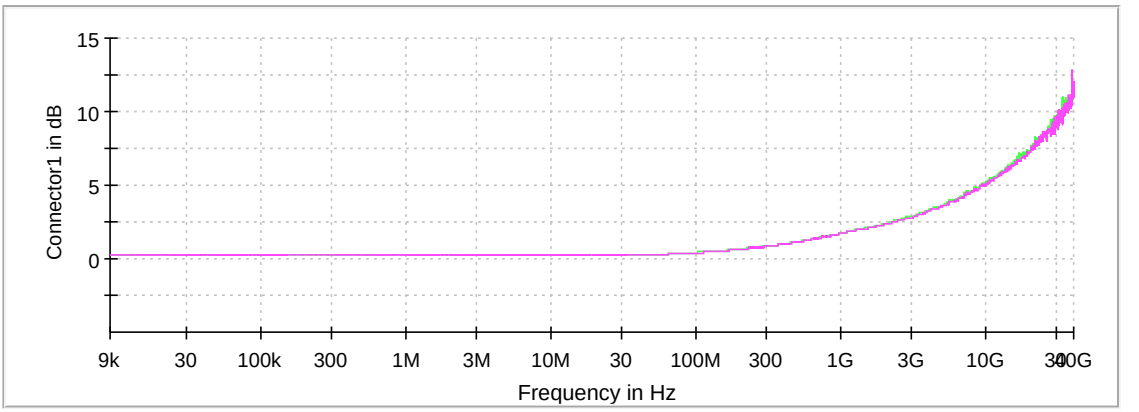

Connector1 Connector2

Pre Measurement 1

Setting	Instrument Value	Target Value
RBW	300.000 Hz	<= 300.000 Hz
VBW	1.000 kHz	>= 900.000 Hz
SweepPoints	940	~ 940
Sweeptime	6.322 ms	AUTO
Reference Level	5.000 dBm	AUTO
Attenuation	15.000 dB	5.000 dB
Detector	MaxPeak	MaxPeak
SweepCount	3	3
Filter	3 dB	3 dB
Trace Mode	Max Hold	Max Hold
Sweeptype	FFT	AUTO
Preamp	off	off

Emission Bandwidth 26 dB (5300 MHz; 30 MHz)

Customized settings.

Test according to FCC title 47 part 15 §15.407(a),(e), KDB 789033 D02 General U-NII Test Procedures New Rules v02r01 D and ANSI C63.10-2013

Measurement uncertainty calculated in accordance with ETSI TR 100 028-1.
Expanded Uncertainty (K=2) < 2%

26 dB Bandwidth

DUT Frequency (MHz)	Bandwidth (MHz)	Limit Min (MHz)	Limit Max (MHz)	Band Edge Left (MHz)	Band Edge Right (MHz)
5300.000000	30.150000	---	---	5284.925000	5315.075000

(continuation of the "26 dB Bandwidth" table from column 6 ...)

DUT Frequency (MHz)	Max Level (dBm)	Result
5300.000000	5.0	PASS

26 dB Bandwidth

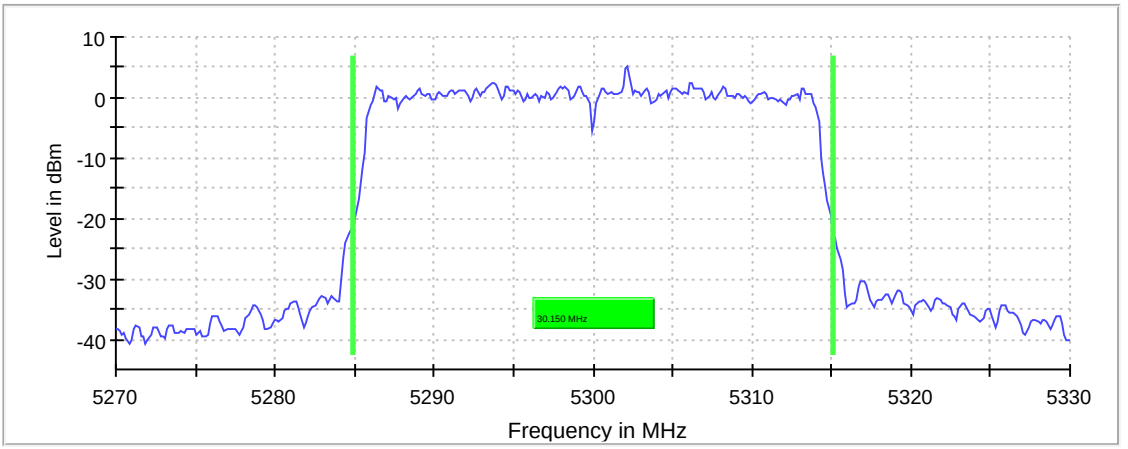

Bandwidth

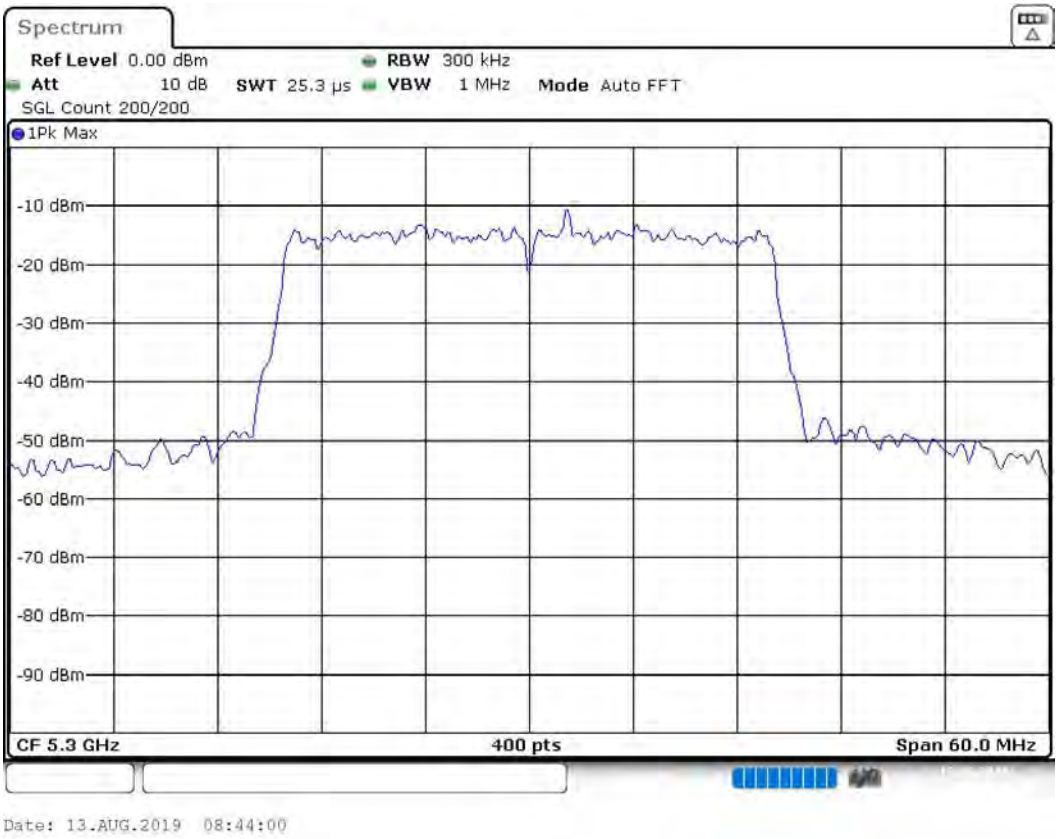

Measurement

Setting	Instrument Value	Target Value
Start Frequency	5.27000 GHz	5.27000 GHz
Stop Frequency	5.33000 GHz	5.33000 GHz
Span	60.000 MHz	60.000 MHz
RBW	300.000 kHz	~ 300.000 kHz
VBW	1.000 MHz	>= 900.000 kHz
SweepPoints	400	~ 400
Sweeptime	25.313 µs	AUTO
Reference Level	0.000 dBm	0.000 dBm
Attenuation	10.000 dB	0.000 dB
Detector	MaxPeak	MaxPeak
SweepCount	200	200
Filter	3 dB	3 dB
Trace Mode	Max Hold	Max Hold
Sweeptype	FFT	AUTO
Preamp	off	off

RF output power (5300 MHz; 30 MHz)

Customized settings.

Test according to FCC title 47 part 15 §15.407(a), KDB 789033 D02 General U-NII Test Procedures New Rules v02r01 II.E and ANSI C63.10-2013

Measurement uncertainty calculated in accordance with ETSI TR 100 028-1.
Expanded Combined Uncertainty of absolute Level Measurement (K=2) < 1 dB

Result

DUT Frequency (MHz)	Gated RMS (dBm)	Limit Max (dBm)	Gated EIRP (dBm)	DutyCycle (%)	Result
5300.000000	29.4	---	29.4	99.597	PASS

Power Spectral Density (5300 MHz; 30 MHz)

Customized settings.

Test according to FCC title 47 part 15 §15.407(a), KDB 789033 D02 General U-NII Test Procedures New Rules v02r01 II.F and ANSI C63.10-2013

Measurement uncertainty calculated in accordance with ETSI TR 100 028-1.
Expanded Uncertainty (K=2) < 1.3 dB

Result

DUT Frequency (MHz)	Frequency (MHz)	PSD (dBm)	Limit Max (dBm)	Result
5300.000000	5298.514851	4.302	6.0	PASS

Ports

Port	Duty Cycle (%)
1	0.000
2	0.000

Measurement

Setting	Instrument Value	Target Value
Start Frequency	5.28500 GHz	5.28500 GHz
Stop Frequency	5.31500 GHz	5.31500 GHz
Span	30.000 MHz	30.000 MHz
RBW	1.000 MHz	<= 1.000 MHz
VBW	3.000 MHz	>= 3.000 MHz
SweepPoints	101	~ 60
Sweeptime	2.020 ms	2.020 ms
Reference Level	20.000 dBm	20.000 dBm
Attenuation	40.000 dB	AUTO
Detector	RMS	RMS
SweepCount	100	100
Filter	3 dB	3 dB
Trace Mode	Max Hold	Max Hold
Sweeptype	Sweep	AUTO
Preamp	off	off

Occupied Channel Bandwidth 99% (5300 MHz; 30 MHz)

Customized settings.

Test according to FCC title 47 part 15 §15.407(a),(e), KDB 789033 D02 General U-NII Test Procedures New Rules v02r01 D and ANSI C63.10-2013

Measurement uncertainty calculated in accordance with ETSI TR 100 028-1.
Expanded Uncertainty (K=2) < 2%

99 % Bandwidth

DUT Frequency (MHz)	Bandwidth (MHz)	Limit Min (MHz)	Limit Max (MHz)	Band Edge Left (MHz)	Band Edge Right (MHz)
5300.000000	28.050000	---	---	5285.975000	5314.025000

(continuation of the "99 % Bandwidth" table from column 6 ...)

DUT Frequency (MHz)	Result
5300.000000	PASS

99 % Bandwidth

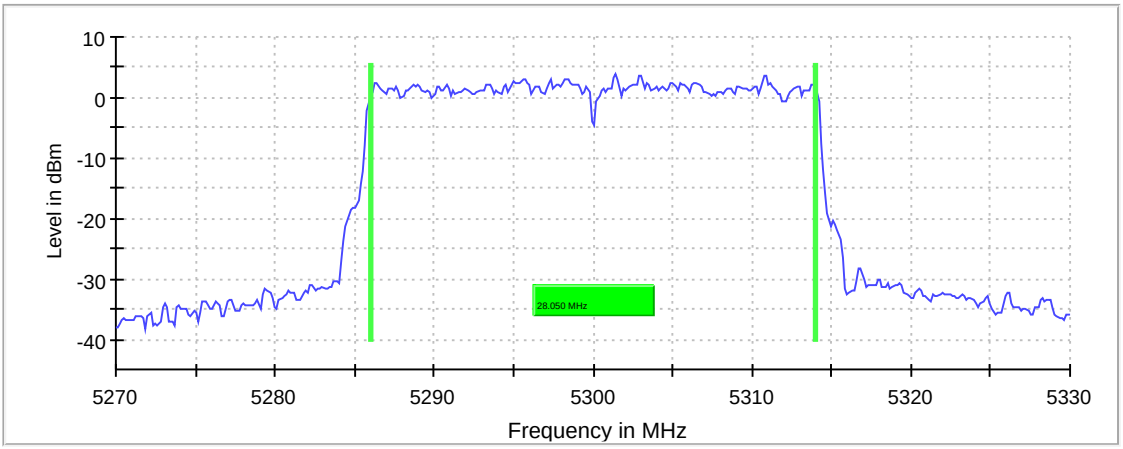

Bandwidth

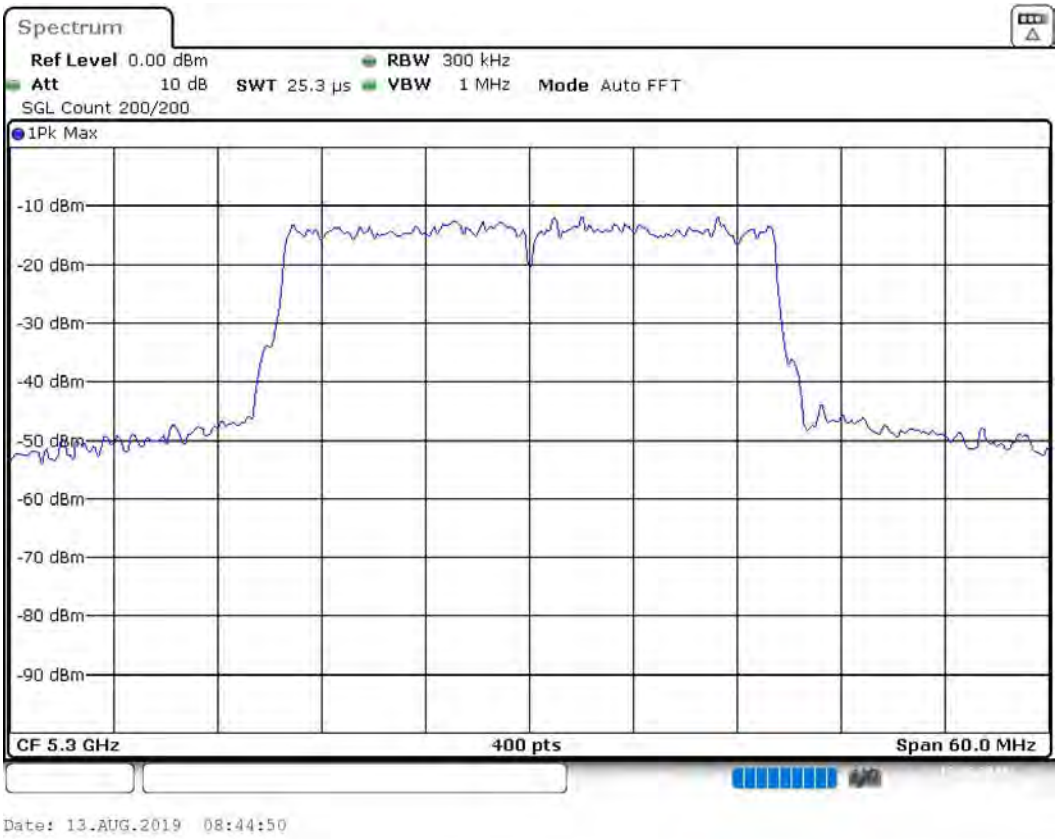

Measurement

Setting	Instrument Value	Target Value
Start Frequency	5.27000 GHz	5.27000 GHz
Stop Frequency	5.33000 GHz	5.33000 GHz
Span	60.000 MHz	60.000 MHz
RBW	300.000 kHz	>= 300.000 kHz
VBW	1.000 MHz	>= 900.000 kHz
SweepPoints	400	~ 400
Sweeptime	25.313 µs	AUTO
Reference Level	0.000 dBm	0.000 dBm
Attenuation	10.000 dB	0.000 dB
Detector	MaxPeak	MaxPeak
SweepCount	200	200
Filter	3 dB	3 dB
Trace Mode	Max Hold	Max Hold
Sweeptype	FFT	AUTO
Preamp	off	off

Emissions in restricted frequency bands (Peak) (5300 MHz; 30 MHz)

Customized settings.

Test according to FCC title 47 part 15 §15.407(b), KDB 789033 D02 General U-NII Test Procedures New Rules v02r01 II.G.1 and ANSI C63.10-2013

Measurement uncertainty calculated in accordance with ETSI TR 100 028-1.
Expanded Uncertainty (K=2) < 1.8 dB

Result

DUT Frequency (MHz)	Result
5300.000000	PASS

Final measurements

Frequency (MHz)	Level Pre Measurement (dBm)	level (dBm)	Limit (dBm)	Margin (dB)	Result
---	---	---	---	---	---

Pre Measurements

Frequency (MHz)	Level (dBm)	Margin (dB)	Limit (dBm)
5145.250000	-36.7	15.5	-21.2
5144.750000	-37.2	16.0	-21.2
5458.750000	-37.3	16.1	-21.2
5458.250000	-37.5	16.3	-21.2
5350.000000	-37.6	16.4	-21.2
5412.750000	-37.7	16.5	-21.2
5457.750000	-37.8	16.6	-21.2
5130.250000	-38.0	16.8	-21.2
5133.750000	-38.0	16.8	-21.2
5412.250000	-38.3	17.1	-21.2
5392.250000	-38.4	17.2	-21.2
5148.750000	-38.5	17.3	-21.2
5413.250000	-38.5	17.3	-21.2
5149.750000	-38.7	17.5	-21.2
5392.750000	-38.8	17.6	-21.2

Measurement Settings

Start Frequency (MHz)	Stop Frequency (MHz)	Pre Measurement	Final Measurement
0.009000	0.150000	1	1
0.150000	30.000000	1	1
30.000000	1000.000000	1	1
1000.000000	5150.000000	1	2
5150.000000	5350.000000	1	2
5350.000000	5470.000000	1	2
5470.000000	5850.000000	1	2
5850.000000	18000.000000	1	2
18000.000000	26000.000000	1	2
26000.000000	40000.000000	1	2

Restricted Band

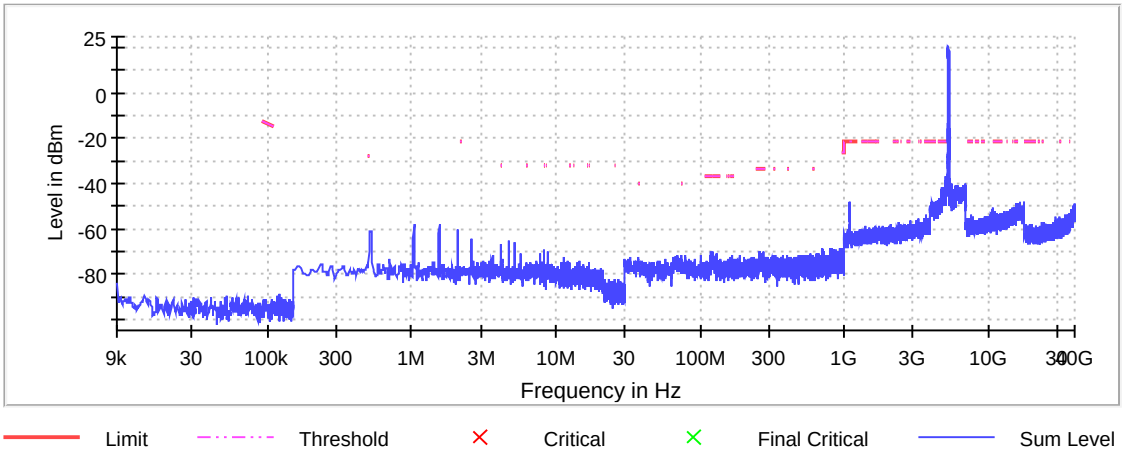

Gain

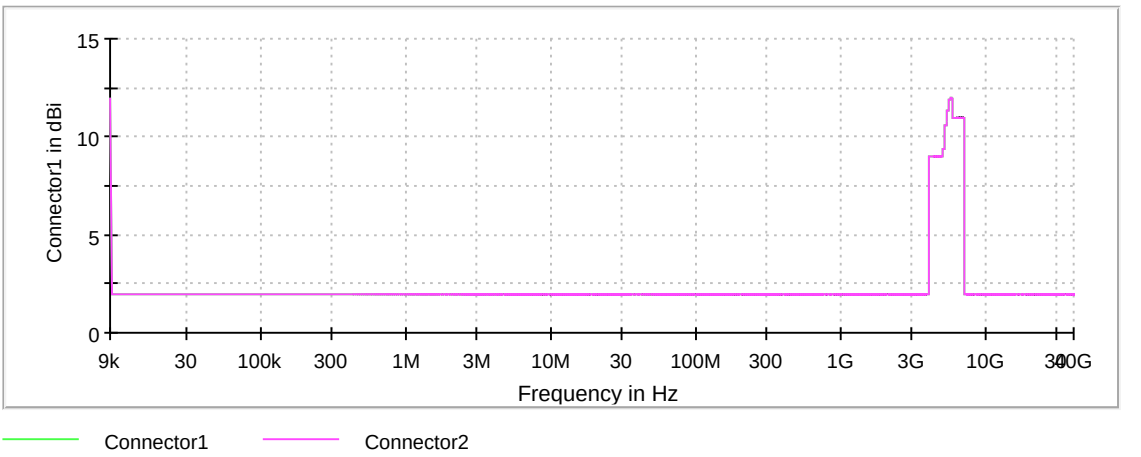

Attenuation

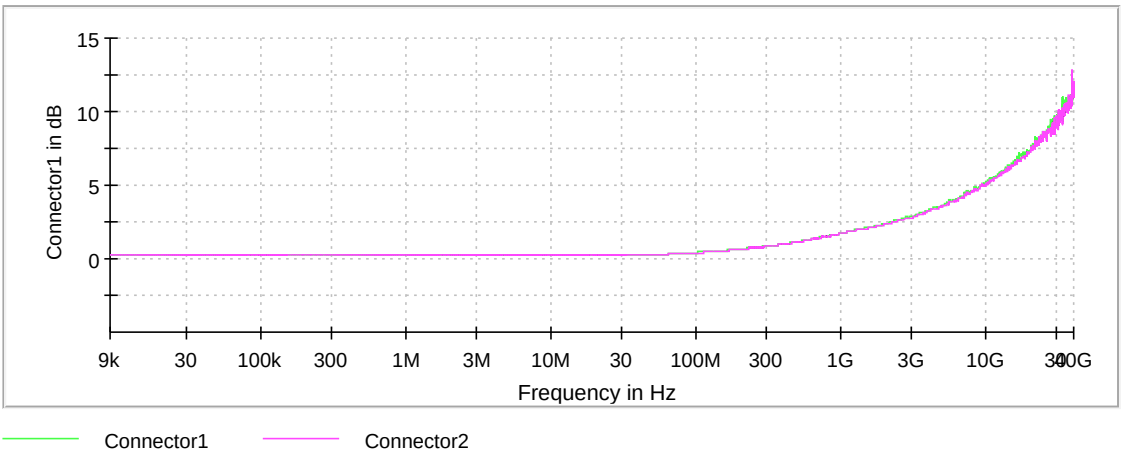

Pre Measurement 1

Setting	Instrument Value	Target Value
RBW	300.000 Hz	<= 300.000 Hz
VBW	1.000 kHz	>= 900.000 Hz
SweepPoints	940	~ 940
Sweeptime	6.322 ms	AUTO
Reference Level	5.000 dBm	AUTO
Attenuation	15.000 dB	5.000 dB
Detector	MaxPeak	MaxPeak
SweepCount	3	3
Filter	3 dB	3 dB
Trace Mode	Max Hold	Max Hold
Sweeptype	FFT	AUTO
Preamp	off	off

Emission Bandwidth 26 dB (5330 MHz; 30 MHz)

Customized settings.

Test according to FCC title 47 part 15 §15.407(a),(e), KDB 789033 D02 General U-NII Test Procedures New Rules v02r01 D and ANSI C63.10-2013

Measurement uncertainty calculated in accordance with ETSI TR 100 028-1.
Expanded Uncertainty (K=2) < 2%

26 dB Bandwidth

DUT Frequency (MHz)	Bandwidth (MHz)	Limit Min (MHz)	Limit Max (MHz)	Band Edge Left (MHz)	Band Edge Right (MHz)
5330.000000	31.200000	---	---	5314.325000	5345.525000

(continuation of the "26 dB Bandwidth" table from column 6 ...)

DUT Frequency (MHz)	Max Level (dBm)	Result
5330.000000	-4.0	PASS

26 dB Bandwidth

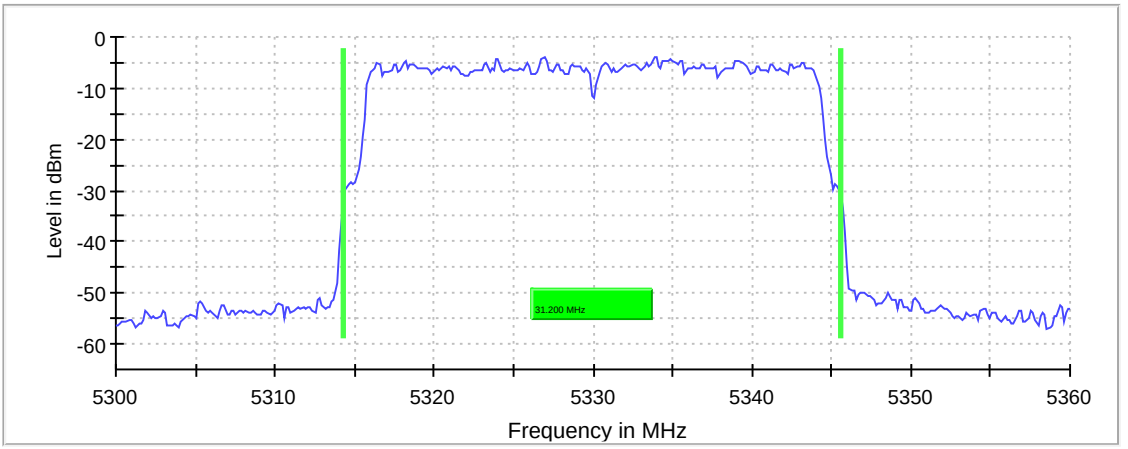

Bandwidth

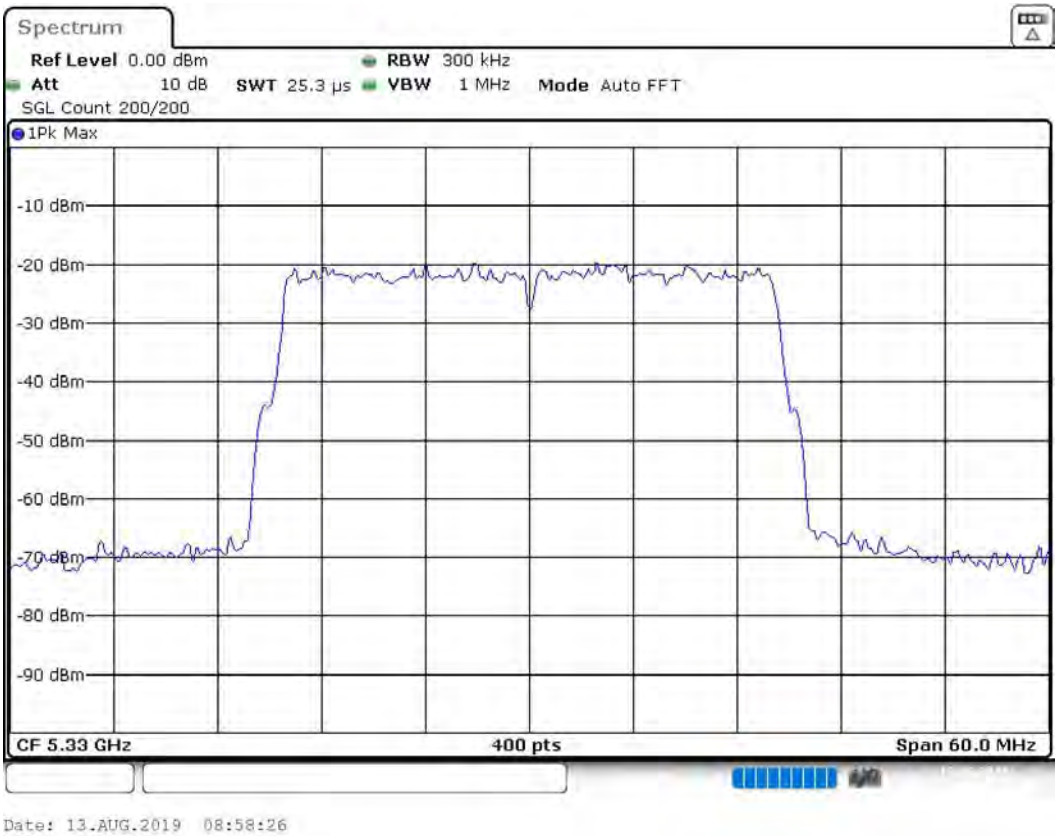

Measurement

Setting	Instrument Value	Target Value
Start Frequency	5.30000 GHz	5.30000 GHz
Stop Frequency	5.36000 GHz	5.36000 GHz
Span	60.000 MHz	60.000 MHz
RBW	300.000 kHz	~ 300.000 kHz
VBW	1.000 MHz	>= 900.000 kHz
SweepPoints	400	~ 400
Sweeptime	25.313 µs	AUTO
Reference Level	0.000 dBm	0.000 dBm
Attenuation	10.000 dB	0.000 dB
Detector	MaxPeak	MaxPeak
SweepCount	200	200
Filter	3 dB	3 dB
Trace Mode	Max Hold	Max Hold
Sweeptype	FFT	AUTO
Preamp	off	off

RF output power (5330 MHz; 30 MHz)

Customized settings.

Test according to FCC title 47 part 15 §15.407(a), KDB 789033 D02 General U-NII Test Procedures New Rules v02r01 II.E and ANSI C63.10-2013

Measurement uncertainty calculated in accordance with ETSI TR 100 028-1.
Expanded Combined Uncertainty of absolute Level Measurement (K=2) < 1 dB

Result

DUT Frequency (MHz)	Gated RMS (dBm)	Limit Max (dBm)	Gated EIRP (dBm)	DutyCycle (%)	Result
5330.000000	24.1	---	24.1	99.603	PASS

Power Spectral Density (5330 MHz; 30 MHz)

Customized settings.

Test according to FCC title 47 part 15 §15.407(a), KDB 789033 D02 General U-NII Test Procedures New Rules v02r01 II.F and ANSI C63.10-2013

Measurement uncertainty calculated in accordance with ETSI TR 100 028-1.
Expanded Uncertainty (K=2) < 1.3 dB

Result

DUT Frequency (MHz)	Frequency (MHz)	PSD (dBm)	Limit Max (dBm)	Result
5330.000000	5327.920792	-2.124	5.9	PASS

Ports

Port	Duty Cycle (%)
1	0.000
2	0.000

Measurement

Setting	Instrument Value	Target Value
Start Frequency	5.31500 GHz	5.31500 GHz
Stop Frequency	5.34500 GHz	5.34500 GHz
Span	30.000 MHz	30.000 MHz
RBW	1.000 MHz	<= 1.000 MHz
VBW	3.000 MHz	>= 3.000 MHz
SweepPoints	101	~ 60
Sweeptime	2.020 ms	2.020 ms
Reference Level	10.000 dBm	10.000 dBm
Attenuation	30.000 dB	AUTO
Detector	RMS	RMS
SweepCount	100	100
Filter	3 dB	3 dB
Trace Mode	Max Hold	Max Hold
Sweeptype	Sweep	AUTO
Preamp	off	off

Occupied Channel Bandwidth 99% (5330 MHz; 30 MHz)

Customized settings.

Test according to FCC title 47 part 15 §15.407(a),(e), KDB 789033 D02 General U-NII Test Procedures New Rules v02r01 D and ANSI C63.10-2013

Measurement uncertainty calculated in accordance with ETSI TR 100 028-1.
Expanded Uncertainty (K=2) < 2%

99 % Bandwidth

DUT Frequency (MHz)	Bandwidth (MHz)	Limit Min (MHz)	Limit Max (MHz)	Band Edge Left (MHz)	Band Edge Right (MHz)
5330.000000	28.050000	---	---	5315.975000	5344.025000

(continuation of the "99 % Bandwidth" table from column 6 ...)

DUT Frequency (MHz)	Result
5330.000000	PASS

99 % Bandwidth

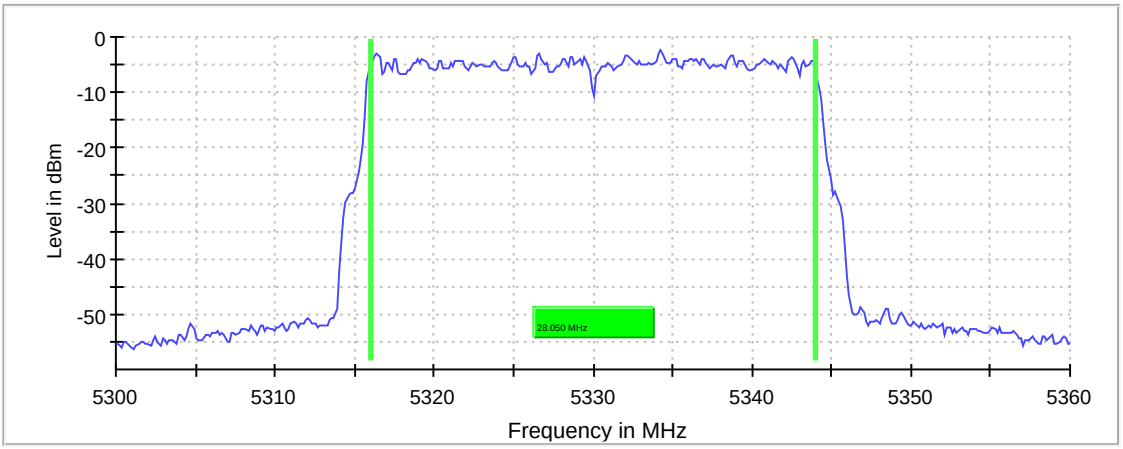

Bandwidth

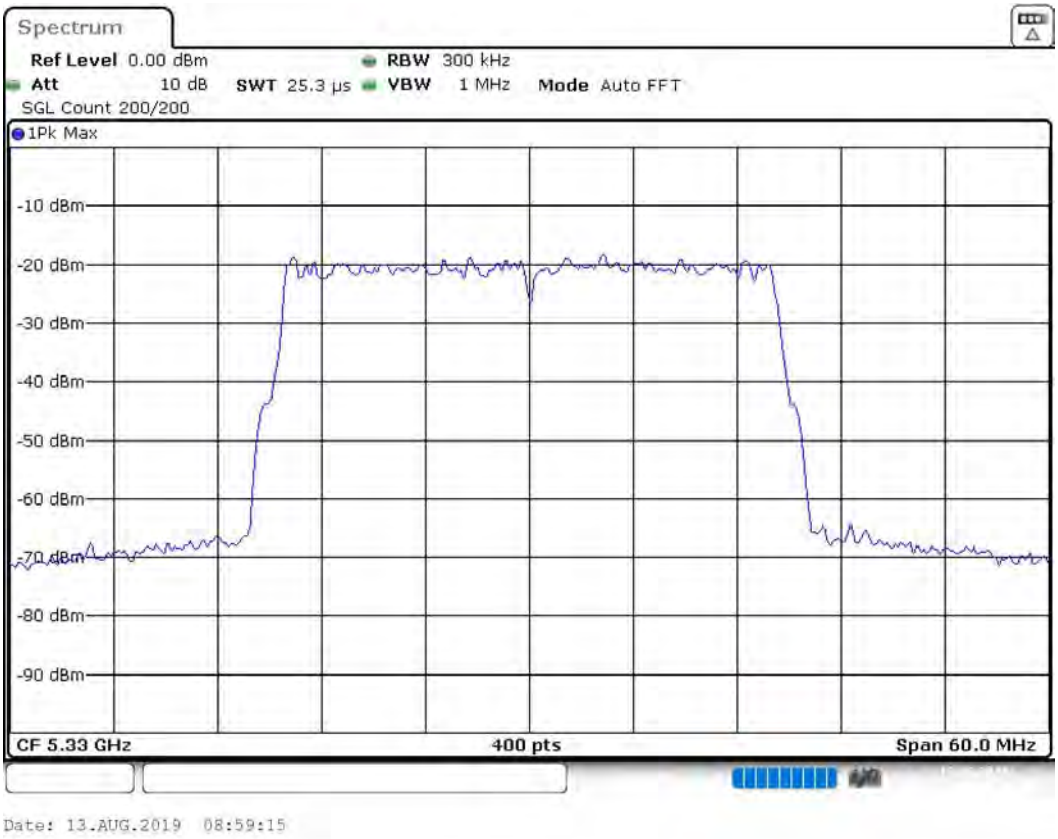

Measurement

Setting	Instrument Value	Target Value
Start Frequency	5.30000 GHz	5.30000 GHz
Stop Frequency	5.36000 GHz	5.36000 GHz
Span	60.000 MHz	60.000 MHz
RBW	300.000 kHz	>= 300.000 kHz
VBW	1.000 MHz	>= 900.000 kHz
SweepPoints	400	~ 400
Sweeptime	25.313 µs	AUTO
Reference Level	0.000 dBm	0.000 dBm
Attenuation	10.000 dB	0.000 dB
Detector	MaxPeak	MaxPeak
SweepCount	200	200
Filter	3 dB	3 dB
Trace Mode	Max Hold	Max Hold
Sweeptype	FFT	AUTO
Preamp	off	off

Tx Spurious Emission (5330 MHz; 30 MHz)

Customized settings.

Test according to FCC title 47 part 15 §15.407(b), KDB 789033 D02 General U-NII Test Procedures New Rules v02r01 II.G.4&5 and ANSI C63.10-2013

Measurement uncertainty calculated in accordance with ETSI TR 100 028-1.
Expanded Uncertainty (K=2) < 1.8 dB

Result

DUT Frequency (MHz)	Result
5330.000000	PASS

Final measurements

Frequency (MHz)	Level Pre Measurement (dBm)	level (dBm)	Limit (dBm)	Margin (dB)	Result
---	---	---	---	---	---

Pre Measurements

Frequency (MHz)	Level (dBm)	Margin (dB)	Limit (dBm)
5350.250000	-30.7	3.7	-27.0
5350.750000	-32.9	5.9	-27.0
5353.750000	-33.3	6.3	-27.0
5354.250000	-33.6	6.6	-27.0
5352.250000	-33.6	6.6	-27.0
5353.250000	-33.7	6.7	-27.0
5352.750000	-33.8	6.8	-27.0
5351.250000	-33.9	6.9	-27.0
5351.750000	-34.0	7.0	-27.0
5356.250000	-34.2	7.2	-27.0
5355.750000	-34.3	7.3	-27.0
5361.750000	-34.5	7.5	-27.0
5354.750000	-34.7	7.7	-27.0
5361.250000	-34.7	7.7	-27.0
5357.250000	-35.0	8.0	-27.0

Measurement Settings

Start Frequency (MHz)	Stop Frequency (MHz)	Pre Measurement	Final Measurement
1000.000000	5150.000000	2	2
5150.000000	5250.000000	2	2
5250.000000	5350.000000	2	2
5350.000000	5470.000000	2	2
5470.000000	5725.000000	2	2
5725.000000	5850.000000	2	2
5850.000000	7000.000000	2	2
7000.000000	18000.000000	2	2
18000.000000	26000.000000	2	2
26000.000000	40000.000000	2	2

Spurious

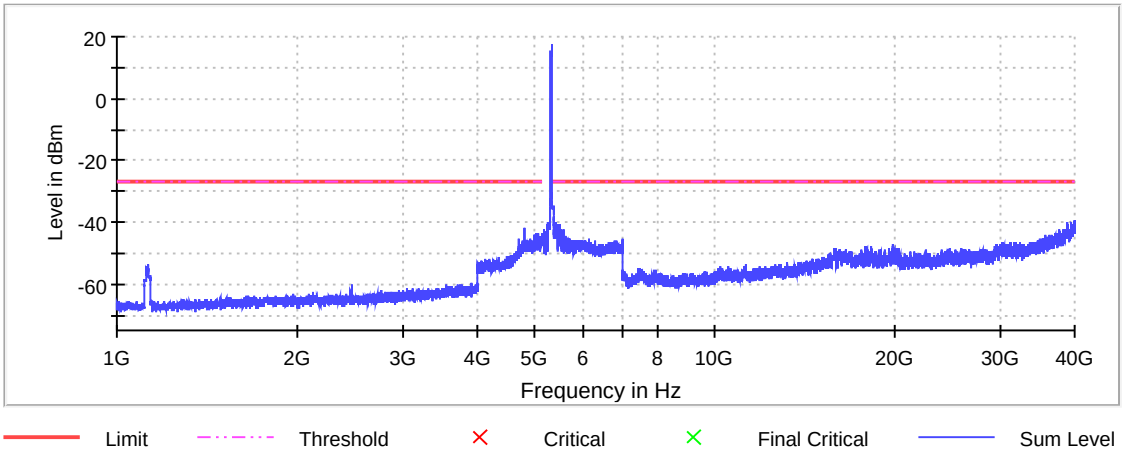

Gain

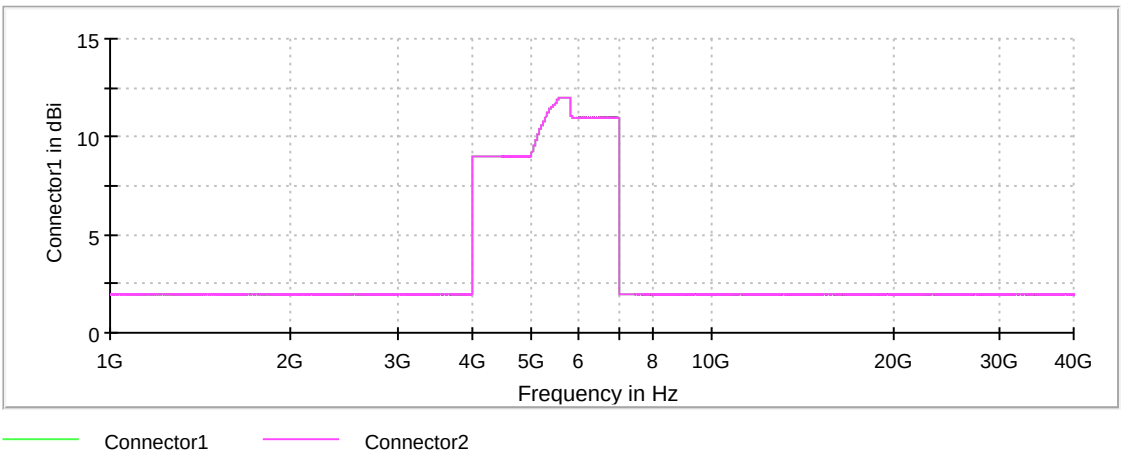

Attenuation

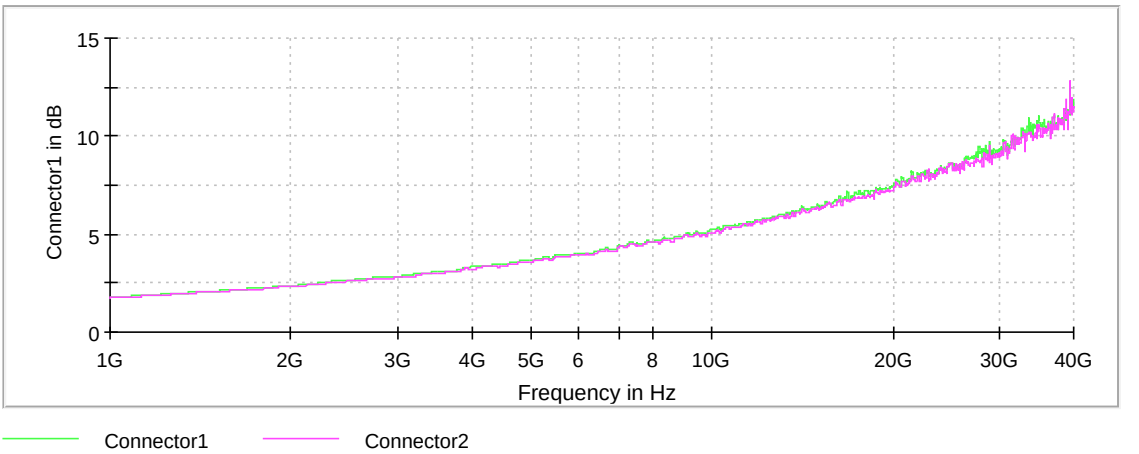

Pre Measurement 2

Setting	Instrument Value	Target Value
RBW	1.000 MHz	<= 1.000 MHz
VBW	3.000 MHz	>= 3.000 MHz
SweepPoints	8300	~ 8300
Sweeptime	8.300 ms	AUTO
Reference Level	0.000 dBm	AUTO
Attenuation	10.000 dB	10.000 dB
Detector	MaxPeak	MaxPeak
SweepCount	30	30
Filter	3 dB	3 dB
Trace Mode	Max Hold	Max Hold
Sweeptype	Sweep	AUTO
Preamp	off	off

Emissions in restricted frequency bands (Peak) (5330 MHz;30 MHz)

Customized settings.

Test according to FCC title 47 part 15 §15.407(b), KDB 789033 D02 General U-NII Test Procedures New Rules v02r01 II.G.1 and ANSI C63.10-2013

Measurement uncertainty calculated in accordance with ETSI TR 100 028-1.
Expanded Uncertainty (K=2) < 1.8 dB

Result

DUT Frequency (MHz)	Result
5330.000000	PASS

Final measurements

Frequency (MHz)	Level Pre Measurement (dBm)	level (dBm)	Limit (dBm)	Margin (dB)	Result
---	---	---	---	---	---

Pre Measurements

Frequency (MHz)	Level (dBm)	Margin (dB)	Limit (dBm)
5351.250000	-38.6	17.4	-21.2
5350.250000	-38.7	17.5	-21.2
5350.000000	-38.7	17.5	-21.2
5350.750000	-39.2	18.0	-21.2
5351.750000	-39.2	18.0	-21.2
5364.750000	-39.4	18.2	-21.2
5365.250000	-39.7	18.5	-21.2
5365.750000	-39.8	18.6	-21.2
5352.750000	-39.9	18.7	-21.2
5373.750000	-40.1	18.9	-21.2
5374.250000	-40.2	19.0	-21.2
5364.250000	-40.2	19.0	-21.2
5353.250000	-40.4	19.2	-21.2
5354.750000	-40.5	19.3	-21.2
5355.250000	-40.6	19.4	-21.2

Measurement Settings

Start Frequency (MHz)	Stop Frequency (MHz)	Pre Measurement	Final Measurement
0.009000	0.150000	1	1
0.150000	30.000000	1	1
30.000000	1000.000000	1	1
1000.000000	5150.000000	1	2
5150.000000	5350.000000	1	2
5350.000000	5470.000000	1	2
5470.000000	5850.000000	1	2
5850.000000	18000.000000	1	2
18000.000000	26000.000000	1	2
26000.000000	40000.000000	1	2

Restricted Band

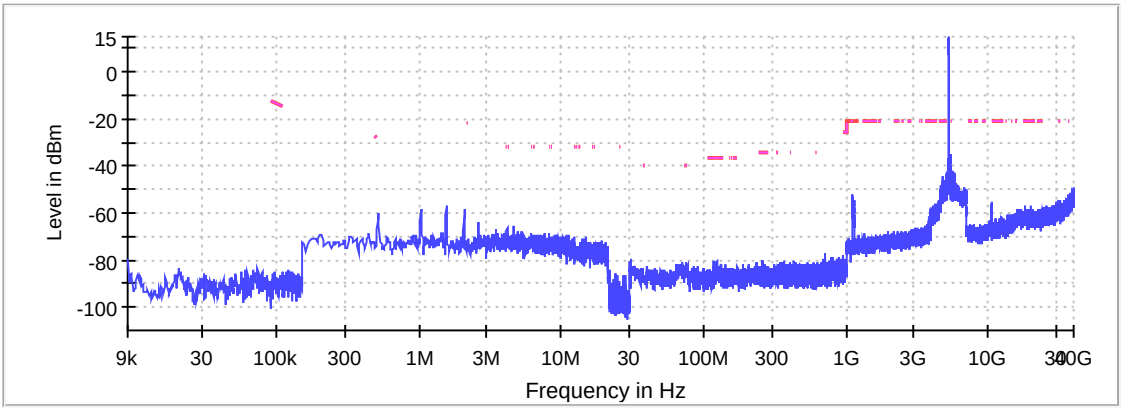

Limit Threshold Critical Final Critical Sum Level

Gain

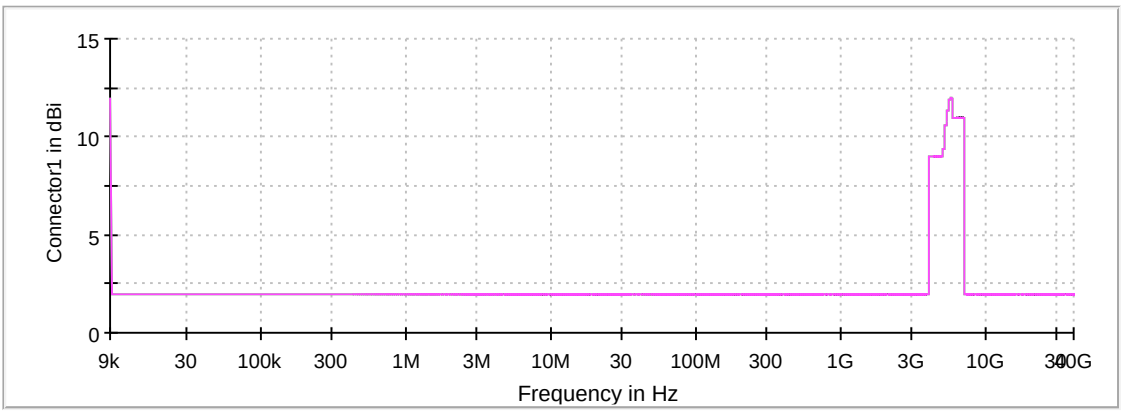

Connector1 Connector2

Attenuation

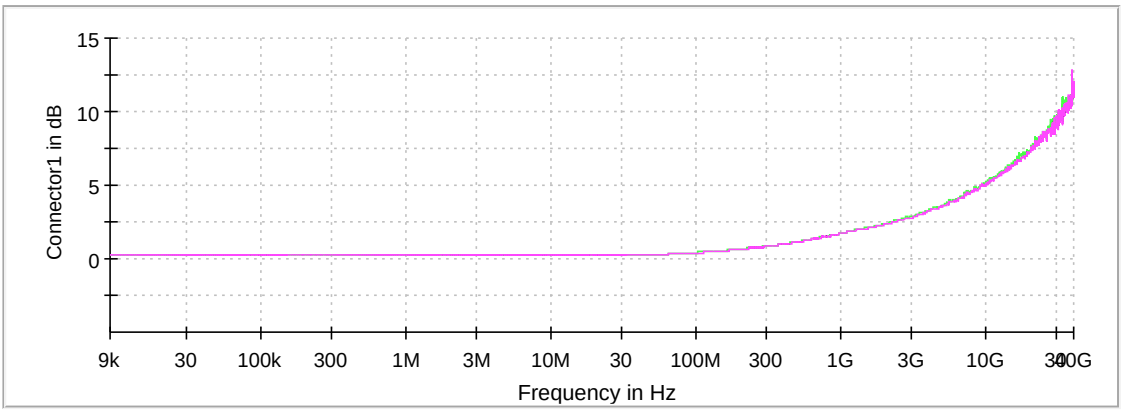

Connector1 Connector2

Pre Measurement 1

Setting	Instrument Value	Target Value
RBW	300.000 Hz	<= 300.000 Hz
VBW	1.000 kHz	>= 900.000 Hz
SweepPoints	940	~ 940
Sweeptime	6.322 ms	AUTO
Reference Level	-5.000 dBm	AUTO
Attenuation	5.000 dB	5.000 dB
Detector	MaxPeak	MaxPeak
SweepCount	3	3
Filter	3 dB	3 dB
Trace Mode	Max Hold	Max Hold
Sweeptype	FFT	AUTO
Preamp	off	off

Emission Bandwidth 26 dB (5270 MHz; 40 MHz)

Customized settings.

Test according to FCC title 47 part 15 §15.407(a),(e), KDB 789033 D02 General U-NII Test Procedures New Rules v02r01 D and ANSI C63.10-2013

Measurement uncertainty calculated in accordance with ETSI TR 100 028-1.
Expanded Uncertainty (K=2) < 2%

26 dB Bandwidth

DUT Frequency (MHz)	Bandwidth (MHz)	Limit Min (MHz)	Limit Max (MHz)	Band Edge Left (MHz)	Band Edge Right (MHz)
5270.000000	41.275798	---	---	5249.287054	5290.562852

(continuation of the "26 dB Bandwidth" table from column 6 ...)

DUT Frequency (MHz)	Max Level (dBm)	Result
5270.000000	3.4	PASS

26 dB Bandwidth

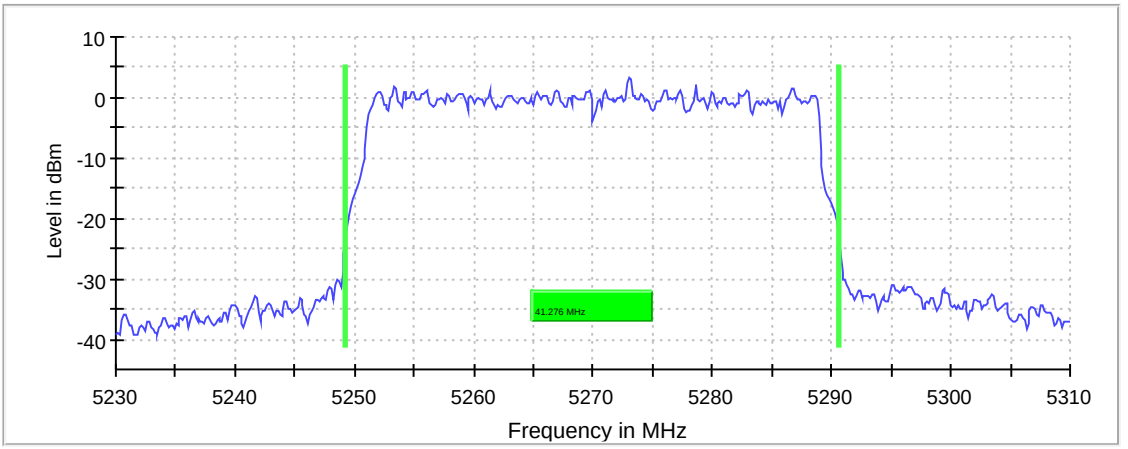

Bandwidth

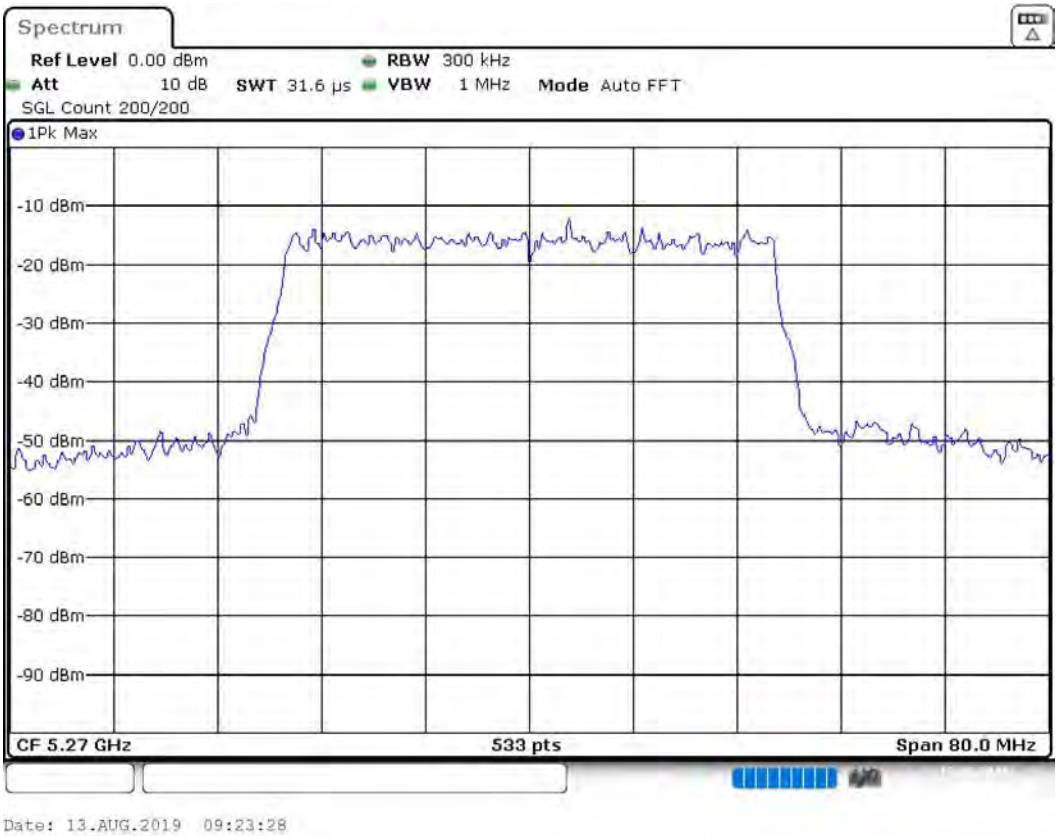

Measurement

Setting	Instrument Value	Target Value
Start Frequency	5.23000 GHz	5.23000 GHz
Stop Frequency	5.31000 GHz	5.31000 GHz
Span	80.000 MHz	80.000 MHz
RBW	300.000 kHz	~ 400.000 kHz
VBW	1.000 MHz	>= 900.000 kHz
SweepPoints	533	~ 533
Sweeptime	31.621 µs	AUTO
Reference Level	0.000 dBm	0.000 dBm
Attenuation	10.000 dB	0.000 dB
Detector	MaxPeak	MaxPeak
SweepCount	200	200
Filter	3 dB	3 dB
Trace Mode	Max Hold	Max Hold
Sweeptype	FFT	AUTO
Preamp	off	off

RF output power (5270 MHz; 40 MHz)

Customized settings.

Test according to FCC title 47 part 15 §15.407(a), KDB 789033 D02 General U-NII Test Procedures New Rules v02r01 II.E and ANSI C63.10-2013

Measurement uncertainty calculated in accordance with ETSI TR 100 028-1.
Expanded Combined Uncertainty of absolute Level Measurement (K=2) < 1 dB

Result

DUT Frequency (MHz)	Gated RMS (dBm)	Limit Max (dBm)	Gated EIRP (dBm)	DutyCycle (%)	Result
5270.000000	29.8	---	29.8	99.485	PASS

Power Spectral Density (5270 MHz; 40 MHz)

Customized settings.

Test according to FCC title 47 part 15 §15.407(a), KDB 789033 D02 General U-NII Test Procedures New Rules v02r01 II.F and ANSI C63.10-2013

Measurement uncertainty calculated in accordance with ETSI TR 100 028-1.
Expanded Uncertainty (K=2) < 1.3 dB

Result

DUT Frequency (MHz)	Frequency (MHz)	PSD (dBm)	Limit Max (dBm)	Result
5270.000000	5264.851485	2.719	6.2	PASS

Ports

Port	Duty Cycle (%)
1	0.000
2	0.000

Measurement

Setting	Instrument Value	Target Value
Start Frequency	5.25000 GHz	5.25000 GHz
Stop Frequency	5.29000 GHz	5.29000 GHz
Span	40.000 MHz	40.000 MHz
RBW	1.000 MHz	<= 1.000 MHz
VBW	3.000 MHz	>= 3.000 MHz
SweepPoints	101	~ 80
Sweeptime	2.020 ms	2.020 ms
Reference Level	20.000 dBm	20.000 dBm
Attenuation	40.000 dB	AUTO
Detector	RMS	RMS
SweepCount	100	100
Filter	3 dB	3 dB
Trace Mode	Max Hold	Max Hold
Sweeptype	Sweep	AUTO
Preamp	off	off

Occupied Channel Bandwidth 99% (5270 MHz;40 MHz)

Customized settings.

Test according to FCC title 47 part 15 §15.407(a),(e), KDB 789033 D02 General U-NII Test Procedures New Rules v02r01 D and ANSI C63.10-2013

Measurement uncertainty calculated in accordance with ETSI TR 100 028-1.
Expanded Uncertainty (K=2) < 2%

99 % Bandwidth

DUT Frequency (MHz)	Bandwidth (MHz)	Limit Min (MHz)	Limit Max (MHz)	Band Edge Left (MHz)	Band Edge Right (MHz)
5270.000000	37.750000	---	---	5251.125000	5288.875000

(continuation of the "99 % Bandwidth" table from column 6 ...)

DUT Frequency (MHz)	Result
5270.000000	PASS

99 % Bandwidth

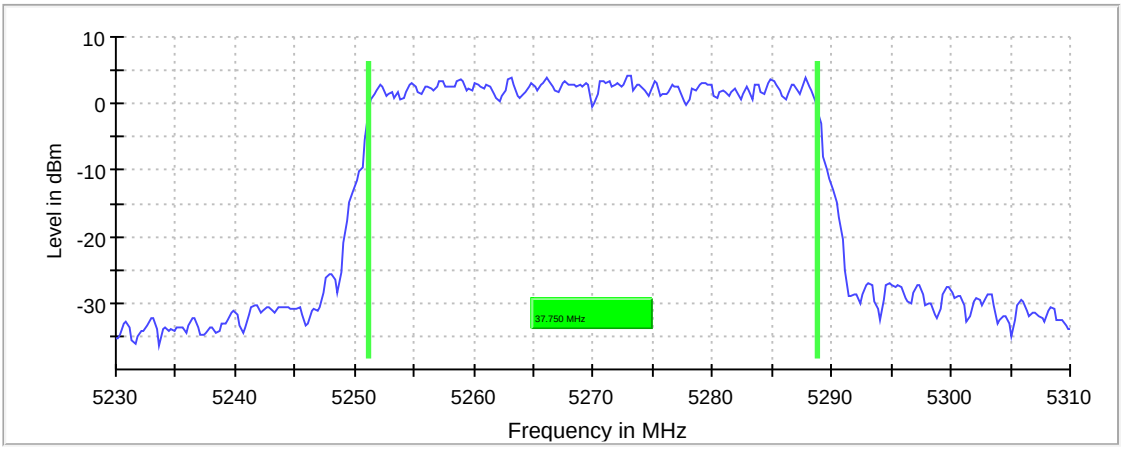

Bandwidth

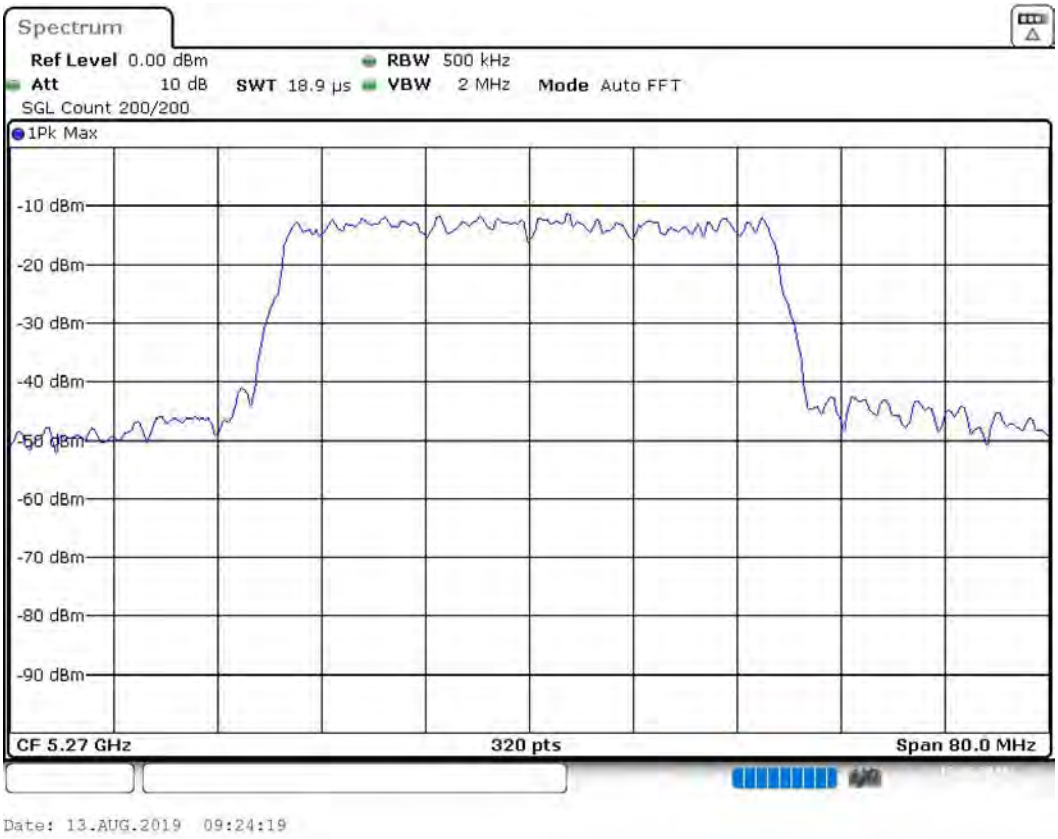

Measurement

Setting	Instrument Value	Target Value
Start Frequency	5.23000 GHz	5.23000 GHz
Stop Frequency	5.31000 GHz	5.31000 GHz
Span	80.000 MHz	80.000 MHz
RBW	500.000 kHz	>= 400.000 kHz
VBW	2.000 MHz	>= 1.500 MHz
SweepPoints	320	~ 320
Sweeptime	18.906 µs	AUTO
Reference Level	0.000 dBm	0.000 dBm
Attenuation	10.000 dB	0.000 dB
Detector	MaxPeak	MaxPeak
SweepCount	200	200
Filter	3 dB	3 dB
Trace Mode	Max Hold	Max Hold
Sweeptype	FFT	AUTO
Preamp	off	off

Tx Spurious Emission (5270 MHz; 40 MHz)

Customized settings.

Test according to FCC title 47 part 15 §15.407(b), KDB 789033 D02 General U-NII Test Procedures New Rules v02r01 II.G.4&5 and ANSI C63.10-2013

Measurement uncertainty calculated in accordance with ETSI TR 100 028-1.
Expanded Uncertainty (K=2) < 1.8 dB

Result

DUT Frequency (MHz)	Result
5270.000000	PASS

Final measurements

Frequency (MHz)	Level Pre Measurement (dBm)	level (dBm)	Limit (dBm)	Margin (dB)	Result
---	---	---	---	---	---

Pre Measurements

Frequency (MHz)	Level (dBm)	Margin (dB)	Limit (dBm)
5120.250000	-34.2	7.2	-27.0
5120.750000	-34.7	7.7	-27.0
5422.250000	-34.9	7.9	-27.0
5434.250000	-35.3	8.3	-27.0
5114.750000	-35.4	8.4	-27.0
5433.750000	-35.4	8.4	-27.0
5422.750000	-35.5	8.5	-27.0
5437.750000	-35.7	8.7	-27.0
5105.250000	-35.7	8.7	-27.0
5421.750000	-35.8	8.8	-27.0
5124.250000	-35.8	8.8	-27.0
5447.250000	-35.9	8.9	-27.0
5434.750000	-35.9	8.9	-27.0
5115.250000	-35.9	8.9	-27.0
5096.750000	-36.0	9.0	-27.0

Measurement Settings

Start Frequency (MHz)	Stop Frequency (MHz)	Pre Measurement	Final Measurement
1000.000000	5150.000000	2	2
5150.000000	5250.000000	2	2
5250.000000	5350.000000	2	2
5350.000000	5470.000000	2	2
5470.000000	5725.000000	2	2
5725.000000	5850.000000	2	2
5850.000000	7000.000000	2	2
7000.000000	18000.000000	2	2
18000.000000	26000.000000	2	2
26000.000000	40000.000000	2	2

Spurious

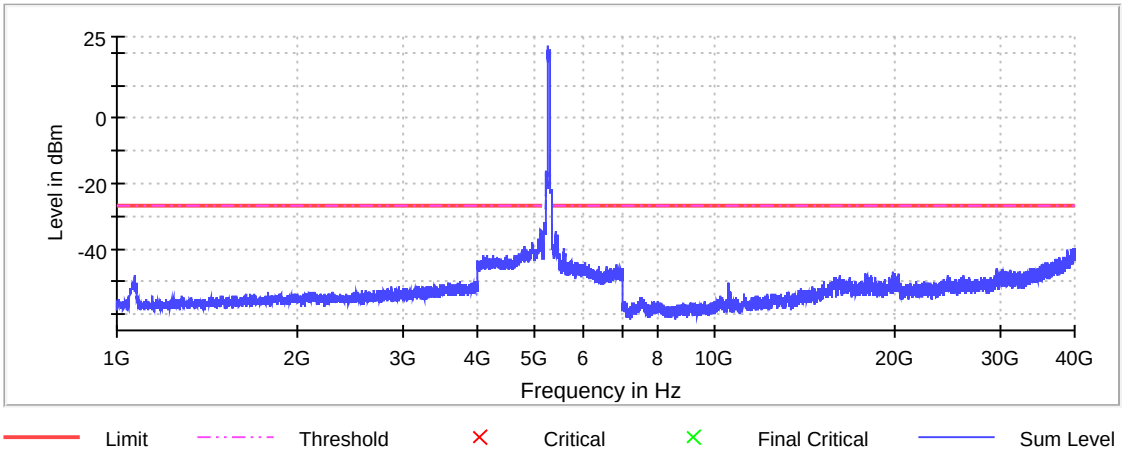

Gain

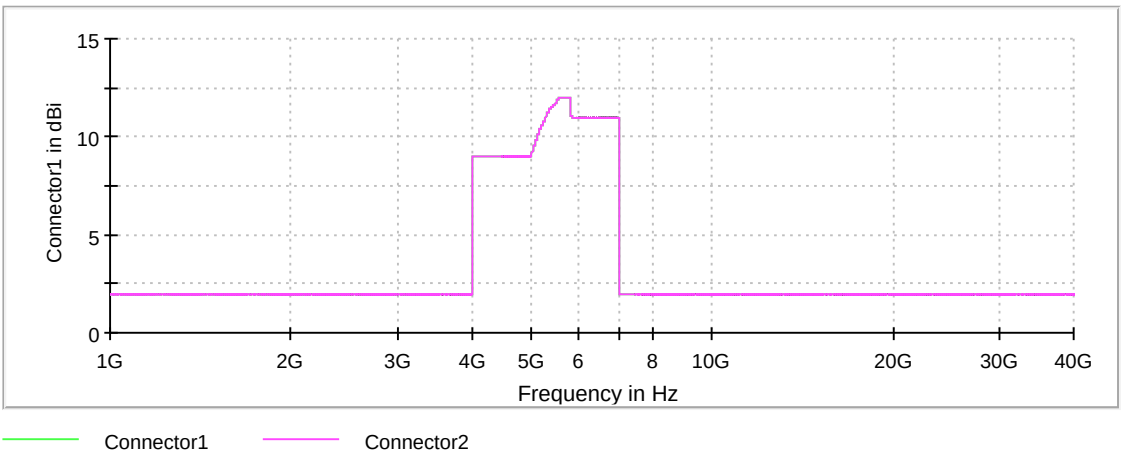

Attenuation

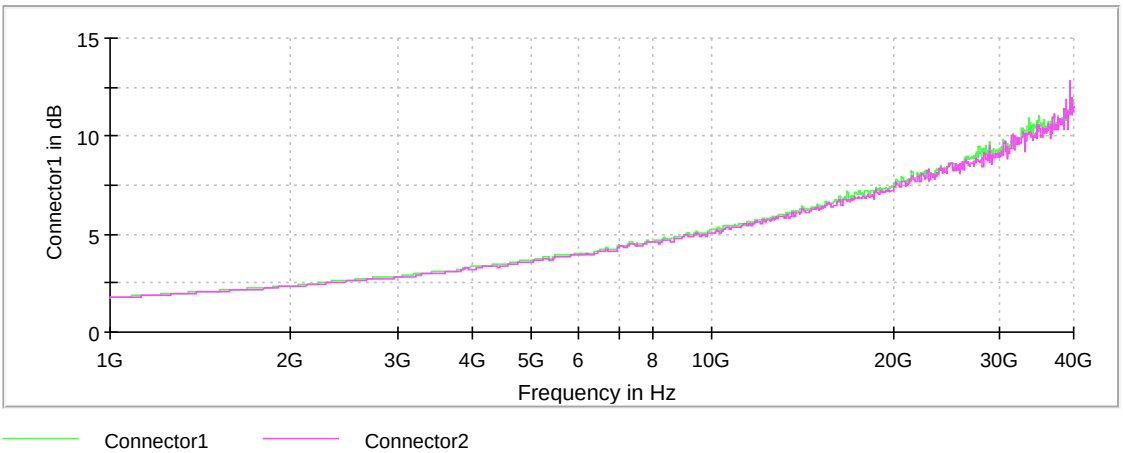

Pre Measurement 2

Setting	Instrument Value	Target Value
RBW	1.000 MHz	<= 1.000 MHz
VBW	3.000 MHz	>= 3.000 MHz
SweepPoints	8300	~ 8300
Sweeptime	8.300 ms	AUTO
Reference Level	10.000 dBm	AUTO
Attenuation	20.000 dB	10.000 dB
Detector	MaxPeak	MaxPeak
SweepCount	30	30
Filter	3 dB	3 dB
Trace Mode	Max Hold	Max Hold
Sweeptype	Sweep	AUTO
Preamp	off	off

Emissions in restricted frequency bands (Peak) (5270 MHz;40 MHz)

Customized settings.

Test according to FCC title 47 part 15 §15.407(b), KDB 789033 D02 General U-NII Test Procedures New Rules v02r01 II.G.1 and ANSI C63.10-2013

Measurement uncertainty calculated in accordance with ETSI TR 100 028-1.
Expanded Uncertainty (K=2) < 1.8 dB

Result

DUT Frequency (MHz)	Result
5270.000000	PASS

Final measurements

Frequency (MHz)	Level Pre Measurement (dBm)	level (dBm)	Limit (dBm)	Margin (dB)	Result
---	---	---	---	---	---

Pre Measurements

Frequency (MHz)	Level (dBm)	Margin (dB)	Limit (dBm)
5098.250000	-37.0	15.8	-21.2
5107.750000	-37.5	16.3	-21.2
5127.750000	-37.7	16.5	-21.2
5100.750000	-38.2	17.0	-21.2
5120.750000	-38.2	17.0	-21.2
5100.250000	-38.5	17.3	-21.2
5124.250000	-38.7	17.5	-21.2
5119.750000	-38.8	17.6	-21.2
5116.750000	-38.8	17.6	-21.2
5412.250000	-38.9	17.7	-21.2
5411.750000	-38.9	17.7	-21.2
5120.250000	-38.9	17.7	-21.2
5095.250000	-39.0	17.8	-21.2
5150.000000	-39.0	17.8	-21.2
5127.250000	-39.0	17.8	-21.2

Measurement Settings

Start Frequency (MHz)	Stop Frequency (MHz)	Pre Measurement	Final Measurement
0.009000	0.150000	1	1
0.150000	30.000000	1	1
30.000000	1000.000000	1	1
1000.000000	5150.000000	1	2
5150.000000	5350.000000	1	2
5350.000000	5470.000000	1	2
5470.000000	5850.000000	1	2
5850.000000	18000.000000	1	2
18000.000000	26000.000000	1	2
26000.000000	40000.000000	1	2

Restricted Band

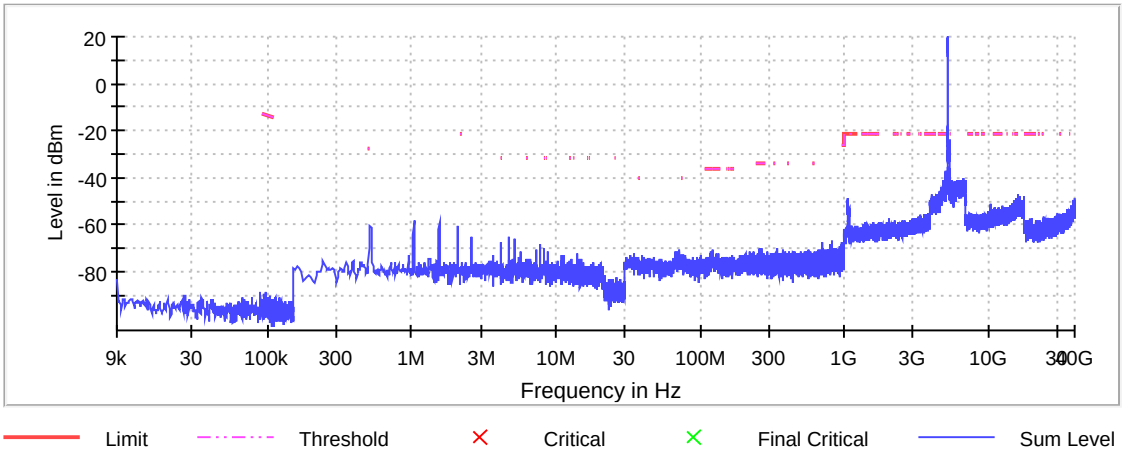

Gain

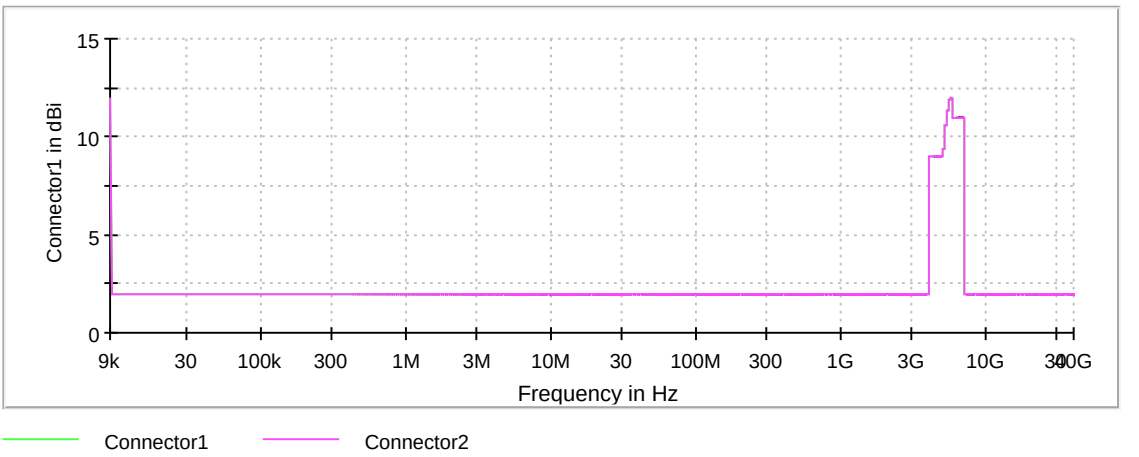

Attenuation

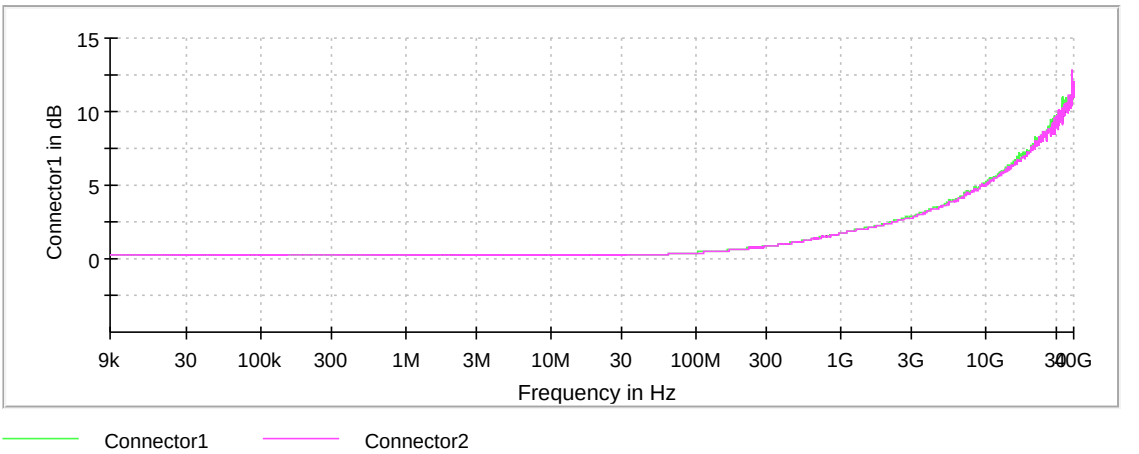

Pre Measurement 1

Setting	Instrument Value	Target Value
RBW	300.000 Hz	<= 300.000 Hz
VBW	1.000 kHz	>= 900.000 Hz
SweepPoints	940	~ 940
Sweeptime	6.322 ms	AUTO
Reference Level	5.000 dBm	AUTO
Attenuation	15.000 dB	5.000 dB
Detector	MaxPeak	MaxPeak
SweepCount	3	3
Filter	3 dB	3 dB
Trace Mode	Max Hold	Max Hold
Sweeptype	FFT	AUTO
Preamp	off	off

Emission Bandwidth 26 dB (5300 MHz; 40 MHz)

Customized settings.

Test according to FCC title 47 part 15 §15.407(a),(e), KDB 789033 D02 General U-NII Test Procedures New Rules v02r01 D and ANSI C63.10-2013

Measurement uncertainty calculated in accordance with ETSI TR 100 028-1.
Expanded Uncertainty (K=2) < 2%

26 dB Bandwidth

DUT Frequency (MHz)	Bandwidth (MHz)	Limit Min (MHz)	Limit Max (MHz)	Band Edge Left (MHz)	Band Edge Right (MHz)
5300.000000	40.975610	---	---	5279.437148	5320.412758

(continuation of the "26 dB Bandwidth" table from column 6 ...)

DUT Frequency (MHz)	Max Level (dBm)	Result
5300.000000	-2.5	PASS

26 dB Bandwidth

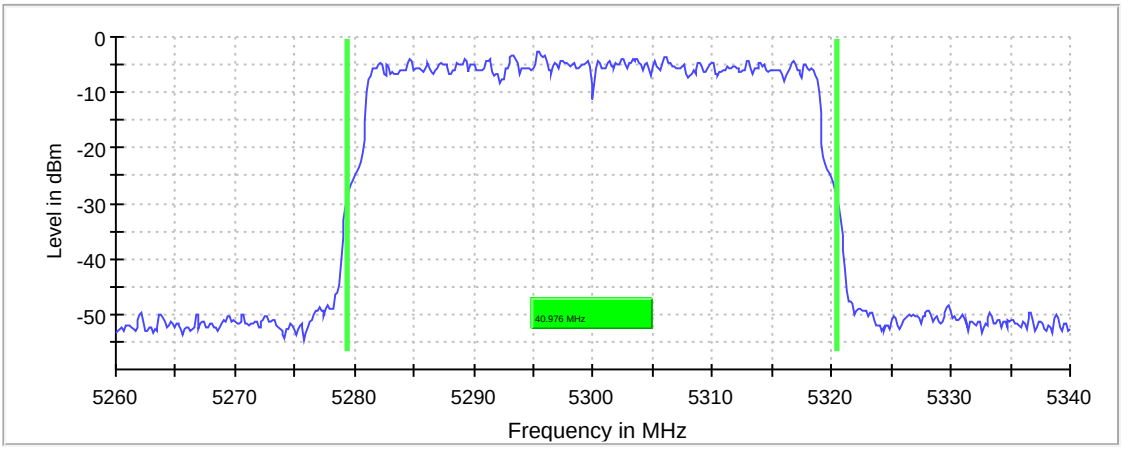

Bandwidth

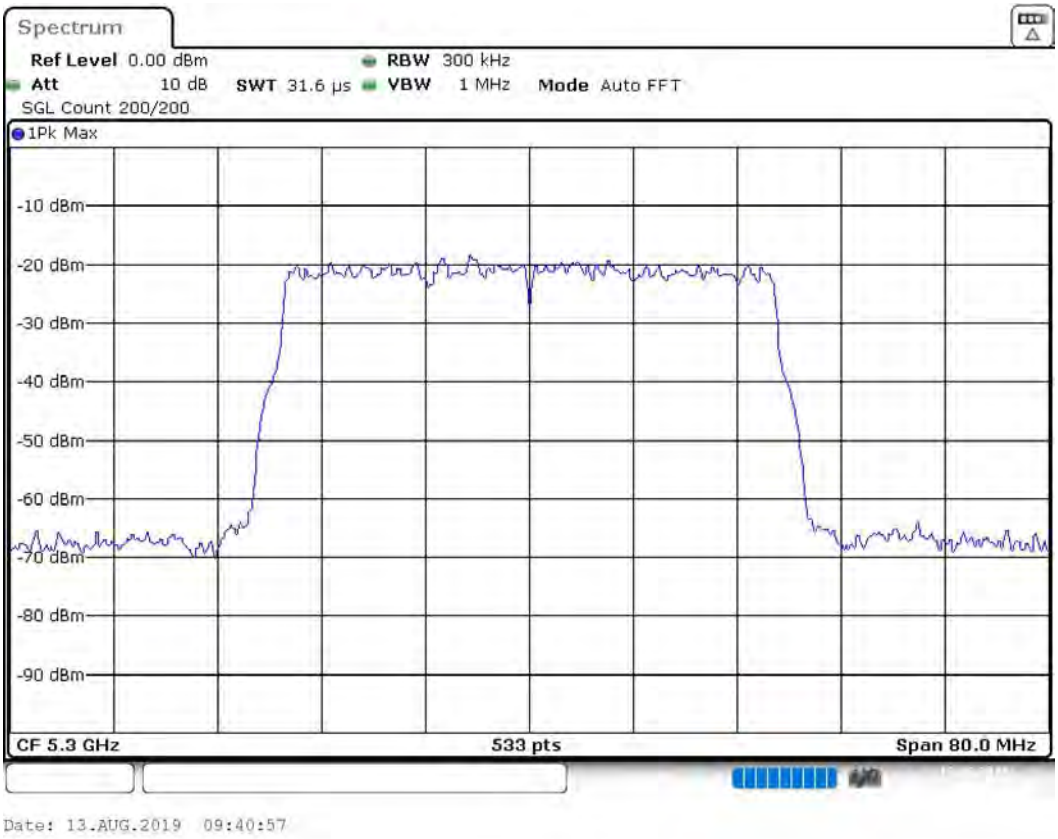

Measurement

Setting	Instrument Value	Target Value
Start Frequency	5.26000 GHz	5.26000 GHz
Stop Frequency	5.34000 GHz	5.34000 GHz
Span	80.000 MHz	80.000 MHz
RBW	300.000 kHz	~ 400.000 kHz
VBW	1.000 MHz	>= 900.000 kHz
SweepPoints	533	~ 533
Sweeptime	31.621 µs	AUTO
Reference Level	0.000 dBm	0.000 dBm
Attenuation	10.000 dB	0.000 dB
Detector	MaxPeak	MaxPeak
SweepCount	200	200
Filter	3 dB	3 dB
Trace Mode	Max Hold	Max Hold
Sweeptype	FFT	AUTO
Preamp	off	off

RF output power (5300 MHz; 40 MHz)

Customized settings.

Test according to FCC title 47 part 15 §15.407(a), KDB 789033 D02 General U-NII Test Procedures New Rules v02r01 II.E and ANSI C63.10-2013

Measurement uncertainty calculated in accordance with ETSI TR 100 028-1.
Expanded Combined Uncertainty of absolute Level Measurement (K=2) < 1 dB

Result

DUT Frequency (MHz)	Gated RMS (dBm)	Limit Max (dBm)	Gated EIRP (dBm)	DutyCycle (%)	Result
5300.000000	24.5	---	24.5	99.491	PASS

Power Spectral Density (5300 MHz; 40 MHz)

Customized settings.

Test according to FCC title 47 part 15 §15.407(a), KDB 789033 D02 General U-NII Test Procedures New Rules v02r01 II.F and ANSI C63.10-2013

Measurement uncertainty calculated in accordance with ETSI TR 100 028-1.
Expanded Uncertainty (K=2) < 1.3 dB

Result

DUT Frequency (MHz)	Frequency (MHz)	PSD (dBm)	Limit Max (dBm)	Result
5300.000000	5297.227723	-1.986	6.0	PASS

Ports

Port	Duty Cycle (%)
1	0.000
2	0.000

Measurement

Setting	Instrument Value	Target Value
Start Frequency	5.28000 GHz	5.28000 GHz
Stop Frequency	5.32000 GHz	5.32000 GHz
Span	40.000 MHz	40.000 MHz
RBW	1.000 MHz	<= 1.000 MHz
VBW	3.000 MHz	>= 3.000 MHz
SweepPoints	101	~ 80
Sweeptime	2.020 ms	2.020 ms
Reference Level	10.000 dBm	10.000 dBm
Attenuation	30.000 dB	AUTO
Detector	RMS	RMS
SweepCount	100	100
Filter	3 dB	3 dB
Trace Mode	Max Hold	Max Hold
Sweeptype	Sweep	AUTO
Preamp	off	off

Occupied Channel Bandwidth 99% (5300 MHz; 40 MHz)

Customized settings.

Test according to FCC title 47 part 15 §15.407(a),(e), KDB 789033 D02 General U-NII Test Procedures New Rules v02r01 D and ANSI C63.10-2013

Measurement uncertainty calculated in accordance with ETSI TR 100 028-1.
Expanded Uncertainty (K=2) < 2%

99 % Bandwidth

DUT Frequency (MHz)	Bandwidth (MHz)	Limit Min (MHz)	Limit Max (MHz)	Band Edge Left (MHz)	Band Edge Right (MHz)
5300.000000	37.500000	---	---	5281.375000	5318.875000

(continuation of the "99 % Bandwidth" table from column 6 ...)

DUT Frequency (MHz)	Result
5300.000000	PASS

99 % Bandwidth

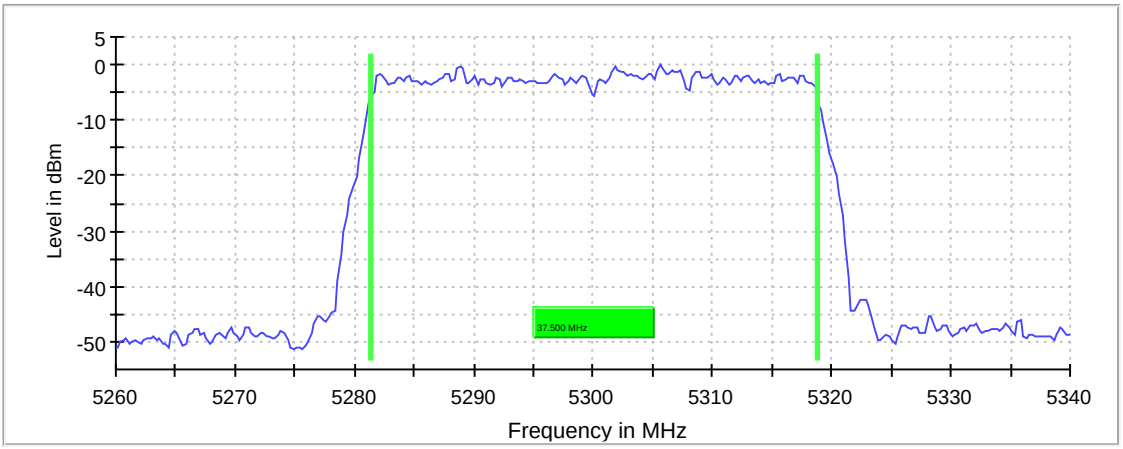

Bandwidth

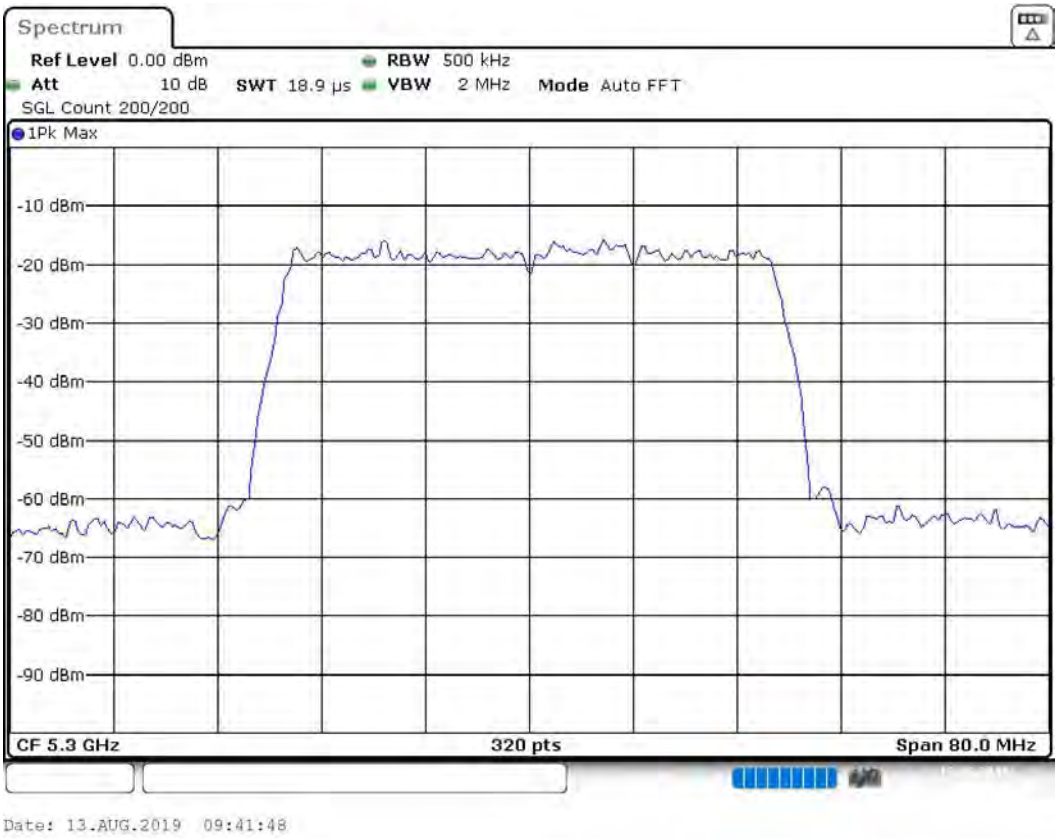

Measurement

Setting	Instrument Value	Target Value
Start Frequency	5.26000 GHz	5.26000 GHz
Stop Frequency	5.34000 GHz	5.34000 GHz
Span	80.000 MHz	80.000 MHz
RBW	500.000 kHz	>= 400.000 kHz
VBW	2.000 MHz	>= 1.500 MHz
SweepPoints	320	~ 320
Sweeptime	18.906 µs	AUTO
Reference Level	0.000 dBm	0.000 dBm
Attenuation	10.000 dB	0.000 dB
Detector	MaxPeak	MaxPeak
SweepCount	200	200
Filter	3 dB	3 dB
Trace Mode	Max Hold	Max Hold
Sweeptype	FFT	AUTO
Preamp	off	off

Emissions in restricted frequency bands (Peak) (5300 MHz; 40 MHz)

Customized settings.

Test according to FCC title 47 part 15 §15.407(b), KDB 789033 D02 General U-NII Test Procedures New Rules v02r01 II.G.1 and ANSI C63.10-2013

Measurement uncertainty calculated in accordance with ETSI TR 100 028-1.
Expanded Uncertainty (K=2) < 1.8 dB

Result

DUT Frequency (MHz)	Result
5300.000000	PASS

Final measurements

Frequency (MHz)	Level Pre Measurement (dBm)	level (dBm)	Limit (dBm)	Margin (dB)	Result
---	---	---	---	---	---

Pre Measurements

Frequency (MHz)	Level (dBm)	Margin (dB)	Limit (dBm)
5353.250000	-33.2	12.0	-21.2
5352.250000	-33.3	12.1	-21.2
5353.750000	-33.4	12.2	-21.2
5356.250000	-33.5	12.3	-21.2
5356.750000	-33.6	12.4	-21.2
5352.750000	-33.6	12.4	-21.2
5351.750000	-33.9	12.7	-21.2
5362.250000	-33.9	12.7	-21.2
5350.250000	-34.0	12.8	-21.2
5350.000000	-34.0	12.8	-21.2
5355.750000	-34.1	12.9	-21.2
5362.750000	-34.1	12.9	-21.2
5350.750000	-34.3	13.1	-21.2
5361.750000	-34.5	13.3	-21.2
5351.250000	-34.6	13.4	-21.2

Measurement Settings

Start Frequency (MHz)	Stop Frequency (MHz)	Pre Measurement	Final Measurement
0.009000	0.150000	1	1
0.150000	30.000000	1	1
30.000000	1000.000000	1	1
1000.000000	5150.000000	1	2
5150.000000	5350.000000	1	2
5350.000000	5470.000000	1	2
5470.000000	5850.000000	1	2
5850.000000	18000.000000	1	2
18000.000000	26000.000000	1	2
26000.000000	40000.000000	1	2

Restricted Band

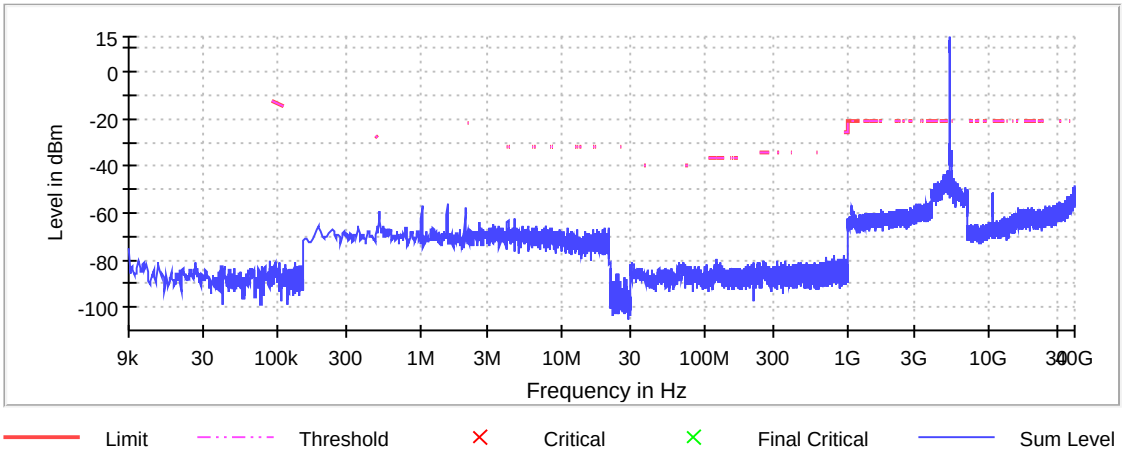

Gain

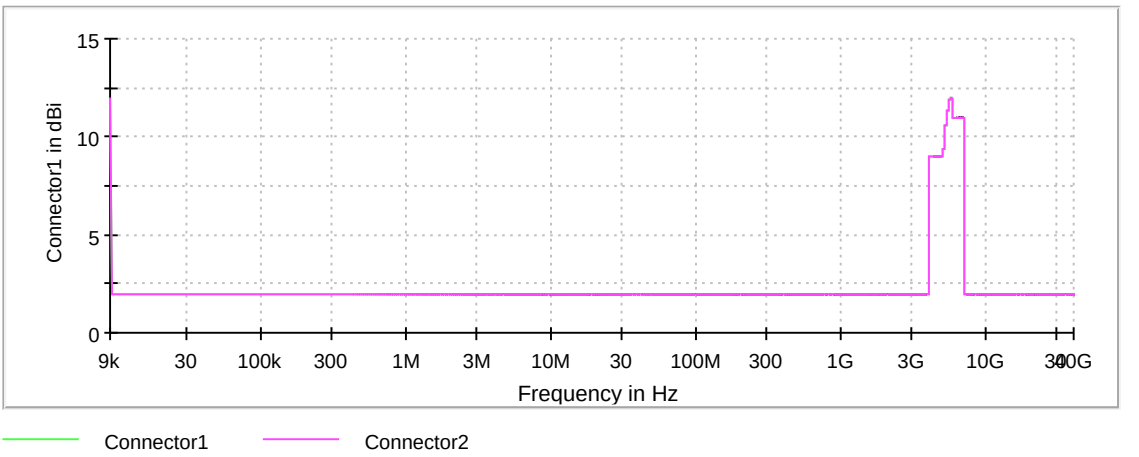

Attenuation

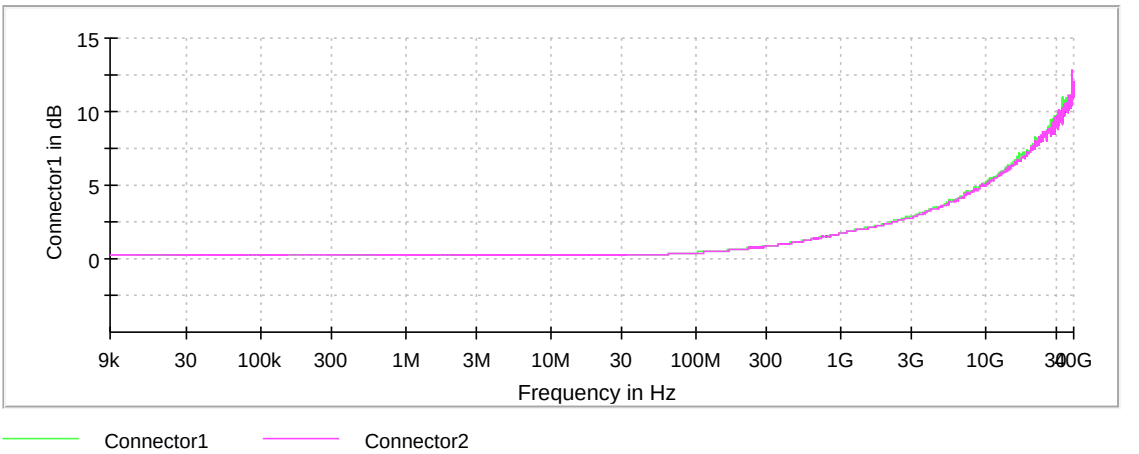

Pre Measurement 1

Setting	Instrument Value	Target Value
RBW	300.000 Hz	<= 300.000 Hz
VBW	1.000 kHz	>= 900.000 Hz
SweepPoints	940	~ 940
Sweeptime	6.322 ms	AUTO
Reference Level	-5.000 dBm	AUTO
Attenuation	5.000 dB	5.000 dB
Detector	MaxPeak	MaxPeak
SweepCount	3	3
Filter	3 dB	3 dB
Trace Mode	Max Hold	Max Hold
Sweeptype	FFT	AUTO
Preamp	off	off

Emission Bandwidth 26 dB (5325 MHz; 40 MHz)

Customized settings.

Test according to FCC title 47 part 15 §15.407(a),(e), KDB 789033 D02 General U-NII Test Procedures New Rules v02r01 D and ANSI C63.10-2013

Measurement uncertainty calculated in accordance with ETSI TR 100 028-1.
Expanded Uncertainty (K=2) < 2%

26 dB Bandwidth

DUT Frequency (MHz)	Bandwidth (MHz)	Limit Min (MHz)	Limit Max (MHz)	Band Edge Left (MHz)	Band Edge Right (MHz)
5325.000000	40.975610	---	---	5304.587242	5345.562852

(continuation of the "26 dB Bandwidth" table from column 6 ...)

DUT Frequency (MHz)	Max Level (dBm)	Result
5325.000000	-5.8	PASS

26 dB Bandwidth

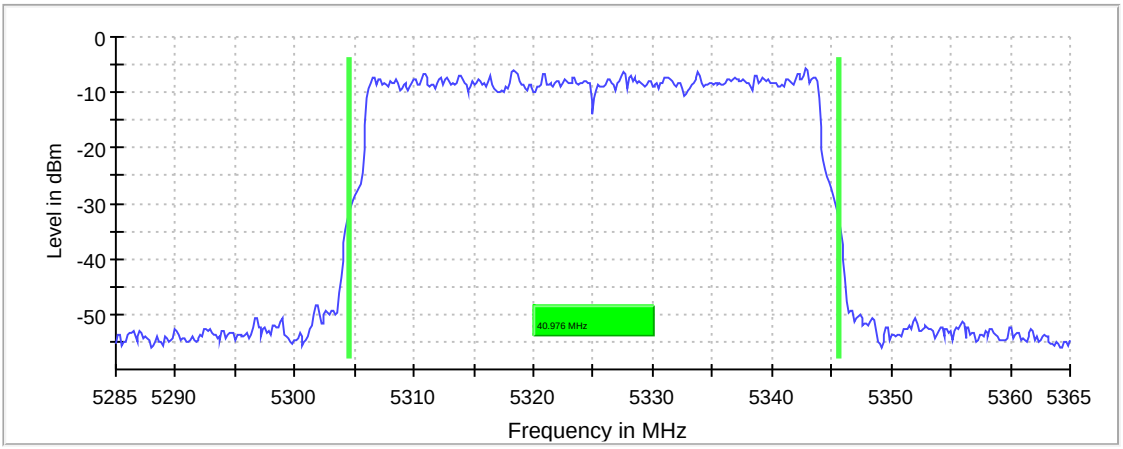

Bandwidth

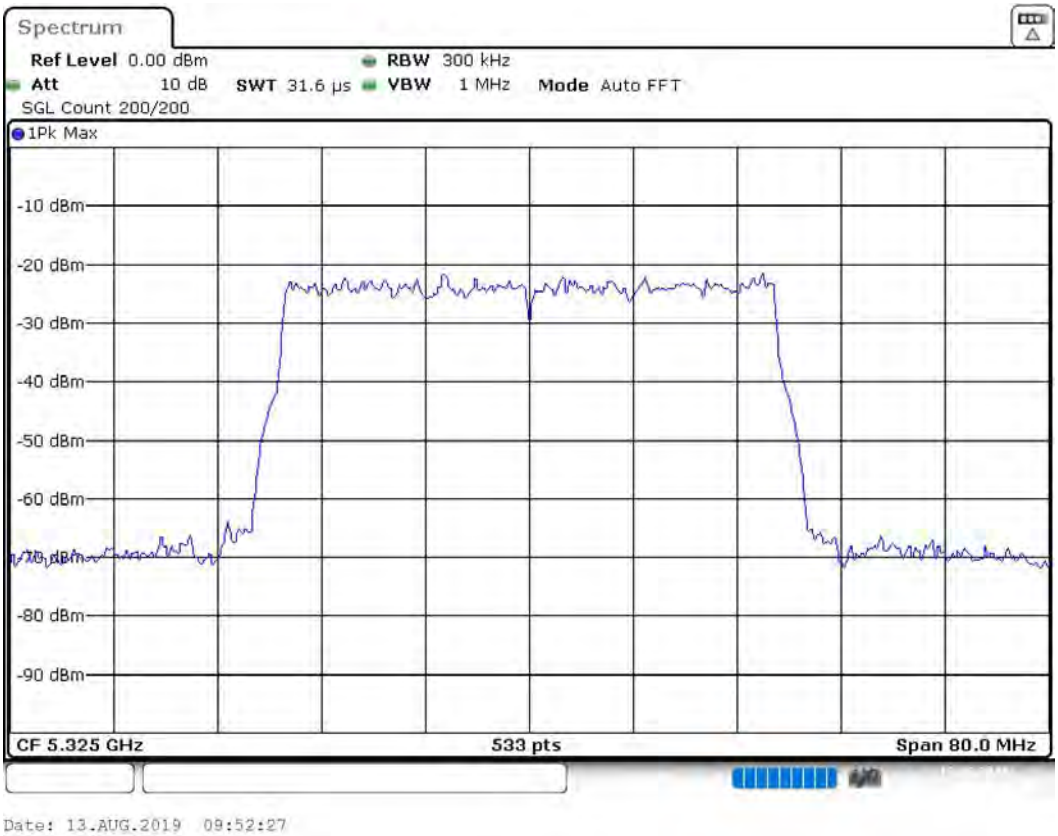

Measurement

Setting	Instrument Value	Target Value
Start Frequency	5.28500 GHz	5.28500 GHz
Stop Frequency	5.36500 GHz	5.36500 GHz
Span	80.000 MHz	80.000 MHz
RBW	300.000 kHz	~ 400.000 kHz
VBW	1.000 MHz	>= 900.000 kHz
SweepPoints	533	~ 533
Sweeptime	31.621 µs	AUTO
Reference Level	0.000 dBm	0.000 dBm
Attenuation	10.000 dB	0.000 dB
Detector	MaxPeak	MaxPeak
SweepCount	200	200
Filter	3 dB	3 dB
Trace Mode	Max Hold	Max Hold
Sweeptype	FFT	AUTO
Preamp	off	off

RF output power (5325 MHz; 40 MHz)

Customized settings.

Test according to FCC title 47 part 15 §15.407(a), KDB 789033 D02 General U-NII Test Procedures New Rules v02r01 II.E and ANSI C63.10-2013

Measurement uncertainty calculated in accordance with ETSI TR 100 028-1.
Expanded Combined Uncertainty of absolute Level Measurement (K=2) < 1 dB

Result

DUT Frequency (MHz)	Gated RMS (dBm)	Limit Max (dBm)	Gated EIRP (dBm)	DutyCycle (%)	Result
5325.000000	22.2	---	22.2	99.496	PASS

Power Spectral Density (5325 MHz; 40 MHz)

Customized settings.

Test according to FCC title 47 part 15 §15.407(a), KDB 789033 D02 General U-NII Test Procedures New Rules v02r01 II.F and ANSI C63.10-2013

Measurement uncertainty calculated in accordance with ETSI TR 100 028-1.
Expanded Uncertainty (K=2) < 1.3 dB

Result

DUT Frequency (MHz)	Frequency (MHz)	PSD (dBm)	Limit Max (dBm)	Result
5325.000000	5320.247525	-4.566	5.9	PASS

Ports

Port	Duty Cycle (%)
1	0.000
2	0.000

Measurement

Setting	Instrument Value	Target Value
Start Frequency	5.30500 GHz	5.30500 GHz
Stop Frequency	5.34500 GHz	5.34500 GHz
Span	40.000 MHz	40.000 MHz
RBW	1.000 MHz	<= 1.000 MHz
VBW	3.000 MHz	>= 3.000 MHz
SweepPoints	101	~ 80
Sweeptime	2.020 ms	2.020 ms
Reference Level	10.000 dBm	10.000 dBm
Attenuation	30.000 dB	AUTO
Detector	RMS	RMS
SweepCount	100	100
Filter	3 dB	3 dB
Trace Mode	Max Hold	Max Hold
Sweeptype	Sweep	AUTO
Preamp	off	off

Occupied Channel Bandwidth 99% (5325 MHz; 40 MHz)

Customized settings.

Test according to FCC title 47 part 15 §15.407(a),(e), KDB 789033 D02 General U-NII Test Procedures New Rules v02r01 D and ANSI C63.10-2013

Measurement uncertainty calculated in accordance with ETSI TR 100 028-1.
Expanded Uncertainty (K=2) < 2%

99 % Bandwidth

DUT Frequency (MHz)	Bandwidth (MHz)	Limit Min (MHz)	Limit Max (MHz)	Band Edge Left (MHz)	Band Edge Right (MHz)
5325.000000	37.750000	---	---	5306.125000	5343.875000

(continuation of the "99 % Bandwidth" table from column 6 ...)

DUT Frequency (MHz)	Result
5325.000000	PASS

99 % Bandwidth

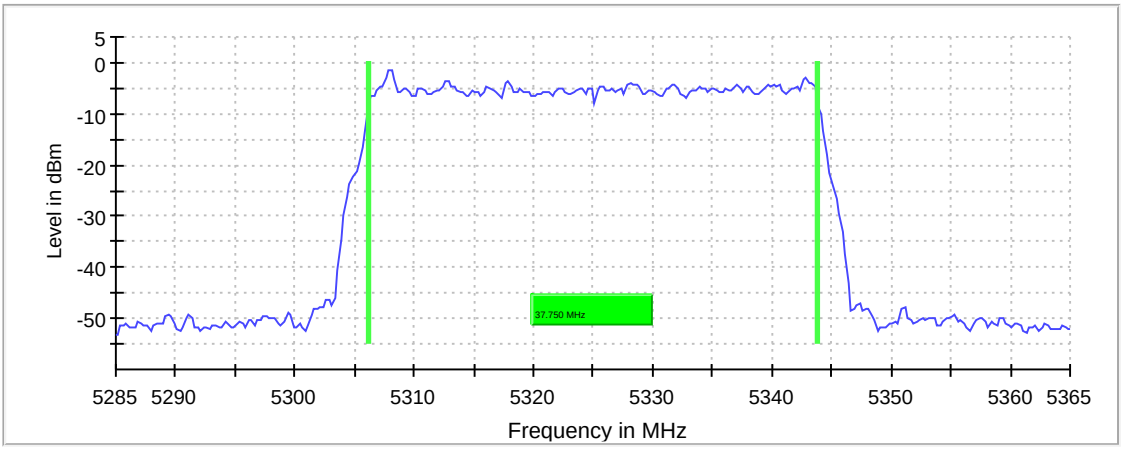

Bandwidth

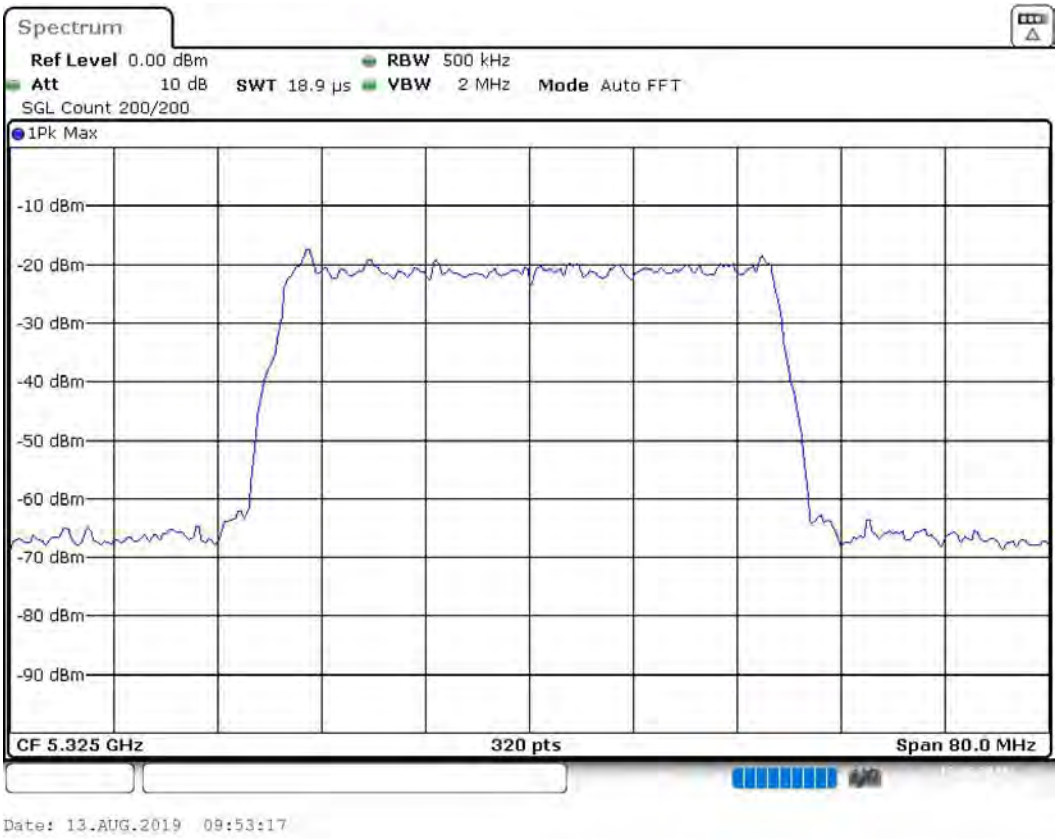

Measurement

Setting	Instrument Value	Target Value
Start Frequency	5.28500 GHz	5.28500 GHz
Stop Frequency	5.36500 GHz	5.36500 GHz
Span	80.000 MHz	80.000 MHz
RBW	500.000 kHz	>= 400.000 kHz
VBW	2.000 MHz	>= 1.500 MHz
SweepPoints	320	~ 320
Sweeptime	18.906 µs	AUTO
Reference Level	0.000 dBm	0.000 dBm
Attenuation	10.000 dB	0.000 dB
Detector	MaxPeak	MaxPeak
SweepCount	200	200
Filter	3 dB	3 dB
Trace Mode	Max Hold	Max Hold
Sweeptype	FFT	AUTO
Preamp	off	off

Tx Spurious Emission (5325 MHz; 40 MHz)

Customized settings.

Test according to FCC title 47 part 15 §15.407(b), KDB 789033 D02 General U-NII Test Procedures New Rules v02r01 II.G.4&5 and ANSI C63.10-2013

Measurement uncertainty calculated in accordance with ETSI TR 100 028-1.
Expanded Uncertainty (K=2) < 1.8 dB

Result

DUT Frequency (MHz)	Result
5325.000000	PASS

Final measurements

Frequency (MHz)	Level Pre Measurement (dBm)	level (dBm)	Limit (dBm)	Margin (dB)	Result
---	---	---	---	---	---

Pre Measurements

Frequency (MHz)	Level (dBm)	Margin (dB)	Limit (dBm)
5352.750000	-30.2	3.2	-27.0
5352.250000	-30.6	3.6	-27.0
5353.250000	-31.0	4.0	-27.0
5367.250000	-32.5	5.5	-27.0
5366.750000	-32.6	5.6	-27.0
5364.250000	-32.7	5.7	-27.0
5375.750000	-32.7	5.7	-27.0
5362.750000	-32.7	5.7	-27.0
5360.250000	-32.8	5.8	-27.0
5354.250000	-32.8	5.8	-27.0
5353.750000	-32.8	5.8	-27.0
5376.250000	-33.0	6.0	-27.0
5359.750000	-33.0	6.0	-27.0
5362.250000	-33.0	6.0	-27.0
5367.750000	-33.1	6.1	-27.0

Measurement Settings

Start Frequency (MHz)	Stop Frequency (MHz)	Pre Measurement	Final Measurement
1000.000000	5150.000000	2	2
5150.000000	5250.000000	2	2
5250.000000	5350.000000	2	2
5350.000000	5470.000000	2	2
5470.000000	5725.000000	2	2
5725.000000	5850.000000	2	2
5850.000000	7000.000000	2	2
7000.000000	18000.000000	2	2
18000.000000	26000.000000	2	2
26000.000000	40000.000000	2	2

Spurious

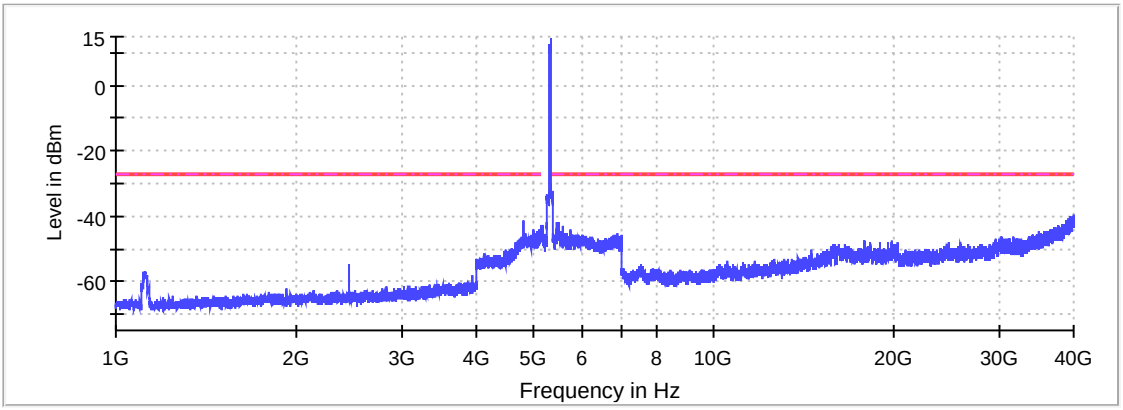

Limit Threshold Critical Final Critical Sum Level

Gain

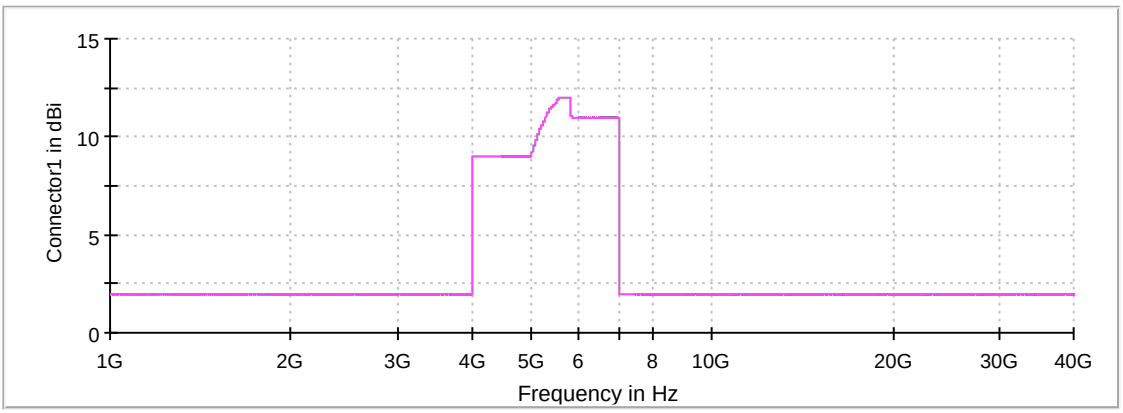

Connector1 Connector2

Attenuation

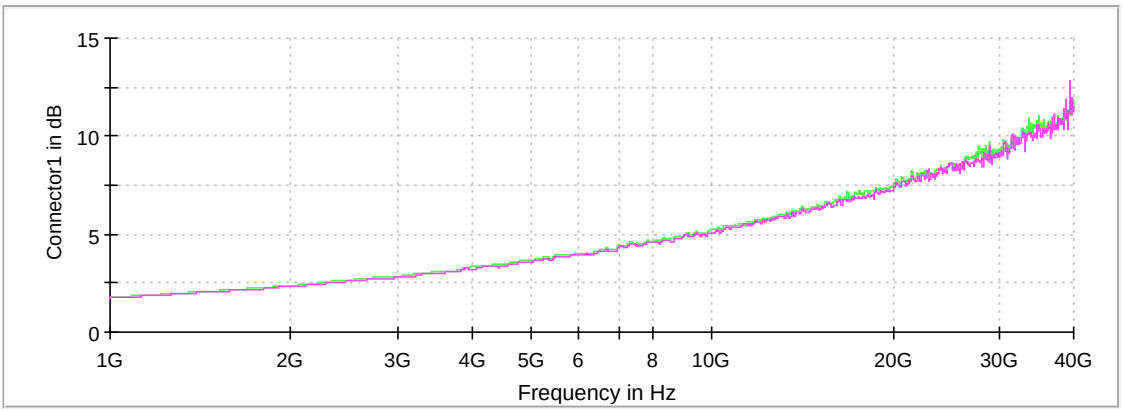

Connector1 Connector2

Pre Measurement 2

Setting	Instrument Value	Target Value
RBW	1.000 MHz	<= 1.000 MHz
VBW	3.000 MHz	>= 3.000 MHz
SweepPoints	8300	~ 8300
Sweeptime	8.300 ms	AUTO
Reference Level	0.000 dBm	AUTO
Attenuation	10.000 dB	10.000 dB
Detector	MaxPeak	MaxPeak
SweepCount	30	30
Filter	3 dB	3 dB
Trace Mode	Max Hold	Max Hold
Sweeptype	Sweep	AUTO
Preamp	off	off

Emissions in restricted frequency bands (Peak) (5325 MHz; 40 MHz)

Customized settings.

Test according to FCC title 47 part 15 §15.407(b), KDB 789033 D02 General U-NII Test Procedures New Rules v02r01 II.G.1 and ANSI C63.10-2013

Measurement uncertainty calculated in accordance with ETSI TR 100 028-1.
Expanded Uncertainty (K=2) < 1.8 dB

Result

DUT Frequency (MHz)	Result
5325.000000	PASS

Final measurements

Frequency (MHz)	Level Pre Measurement (dBm)	level (dBm)	Limit (dBm)	Margin (dB)	Result
---	---	---	---	---	---

Pre Measurements

Frequency (MHz)	Level (dBm)	Margin (dB)	Limit (dBm)
5354.250000	-31.3	10.1	-21.2
5353.750000	-31.9	10.7	-21.2
5354.750000	-32.3	11.1	-21.2
5357.750000	-34.2	13.0	-21.2
5357.250000	-34.6	13.4	-21.2
5351.750000	-34.7	13.5	-21.2
5352.250000	-34.7	13.5	-21.2
5358.250000	-34.9	13.7	-21.2
5362.250000	-34.9	13.7	-21.2
5359.750000	-35.0	13.8	-21.2
5372.250000	-35.0	13.8	-21.2
5359.250000	-35.1	13.9	-21.2
5362.750000	-35.1	13.9	-21.2
5367.750000	-35.2	14.0	-21.2
5368.250000	-35.3	14.1	-21.2

Measurement Settings

Start Frequency (MHz)	Stop Frequency (MHz)	Pre Measurement	Final Measurement
0.009000	0.150000	1	1
0.150000	30.000000	1	1
30.000000	1000.000000	1	1
1000.000000	5150.000000	1	2
5150.000000	5350.000000	1	2
5350.000000	5470.000000	1	2
5470.000000	5850.000000	1	2
5850.000000	18000.000000	1	2
18000.000000	26000.000000	1	2
26000.000000	40000.000000	1	2

Restricted Band

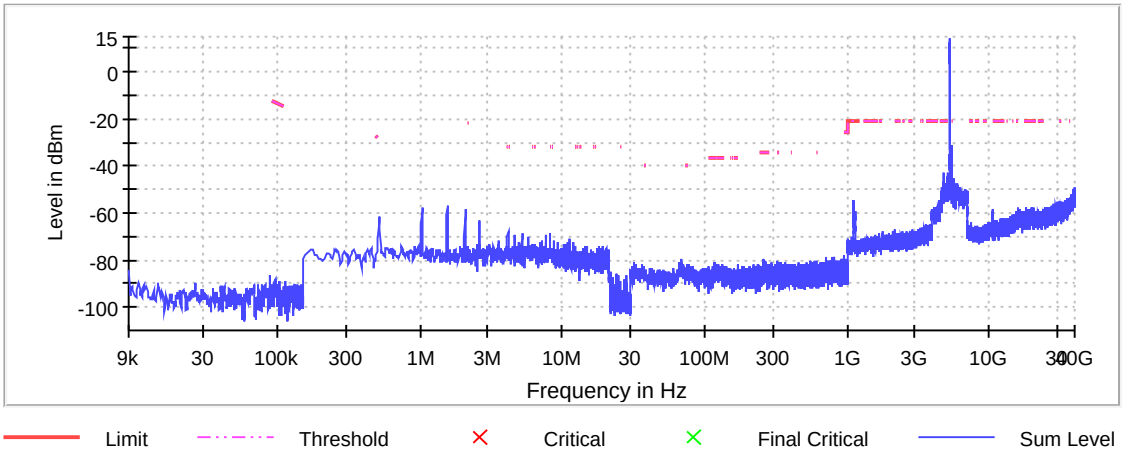

Gain

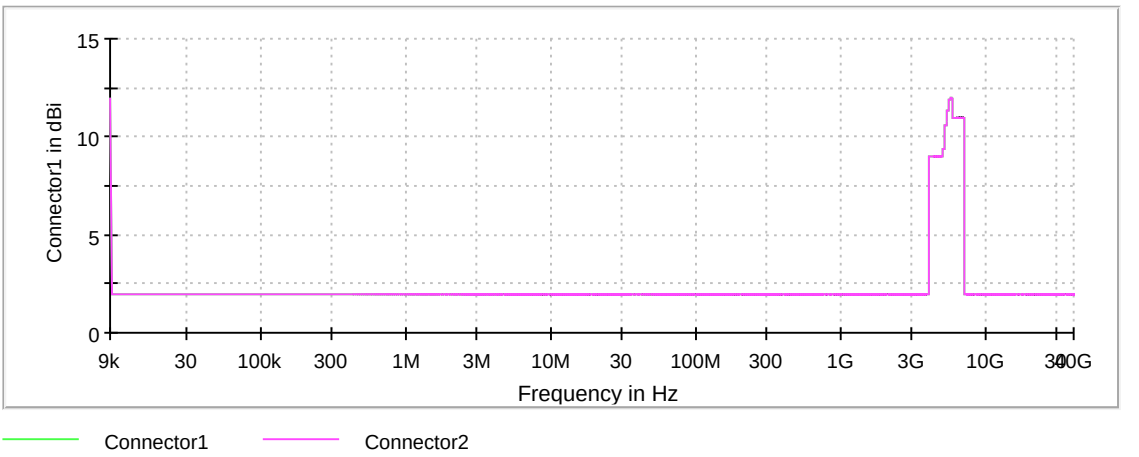

Attenuation

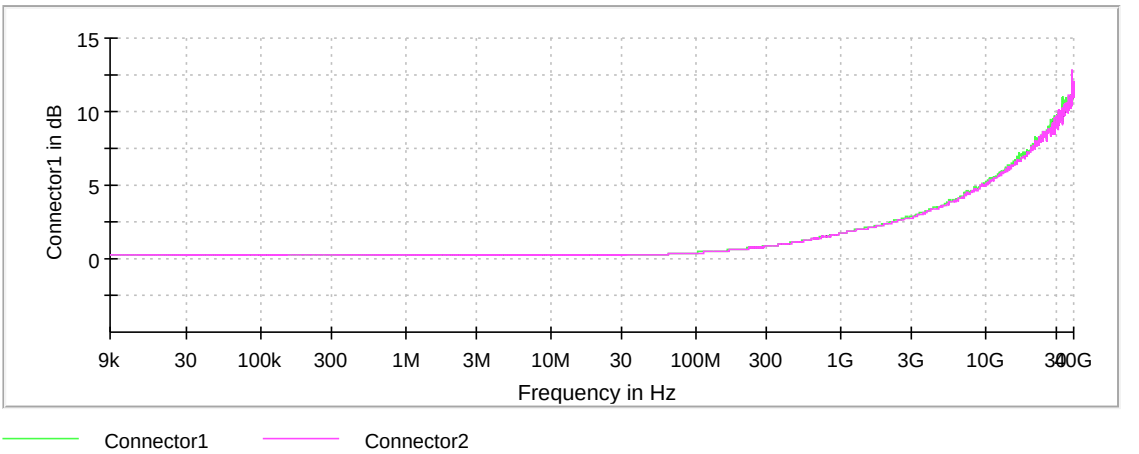

Pre Measurement 1

Setting	Instrument Value	Target Value
RBW	300.000 Hz	<= 300.000 Hz
VBW	1.000 kHz	>= 900.000 Hz
SweepPoints	940	~ 940
Sweeptime	6.322 ms	AUTO
Reference Level	-5.000 dBm	AUTO
Attenuation	5.000 dB	5.000 dB
Detector	MaxPeak	MaxPeak
SweepCount	3	3
Filter	3 dB	3 dB
Trace Mode	Max Hold	Max Hold
Sweeptype	FFT	AUTO
Preamp	off	off

Emission Bandwidth 26 dB (5275 MHz; 50 MHz)

Customized settings.

Test according to FCC title 47 part 15 §15.407(a),(e), KDB 789033 D02 General U-NII Test Procedures New Rules v02r01 D and ANSI C63.10-2013

Measurement uncertainty calculated in accordance with ETSI TR 100 028-1.
Expanded Uncertainty (K=2) < 2%

26 dB Bandwidth

DUT Frequency (MHz)	Bandwidth (MHz)	Limit Min (MHz)	Limit Max (MHz)	Band Edge Left (MHz)	Band Edge Right (MHz)
5275.000000	52.000000	---	---	5248.875000	5300.875000

(continuation of the "26 dB Bandwidth" table from column 6 ...)

DUT Frequency (MHz)	Max Level (dBm)	Result
5275.000000	-2.4	PASS

26 dB Bandwidth

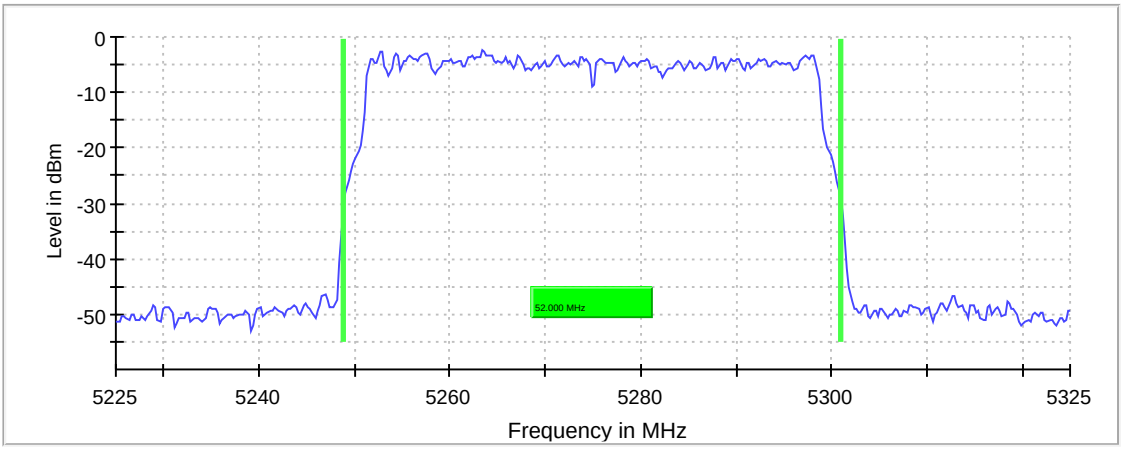

Bandwidth

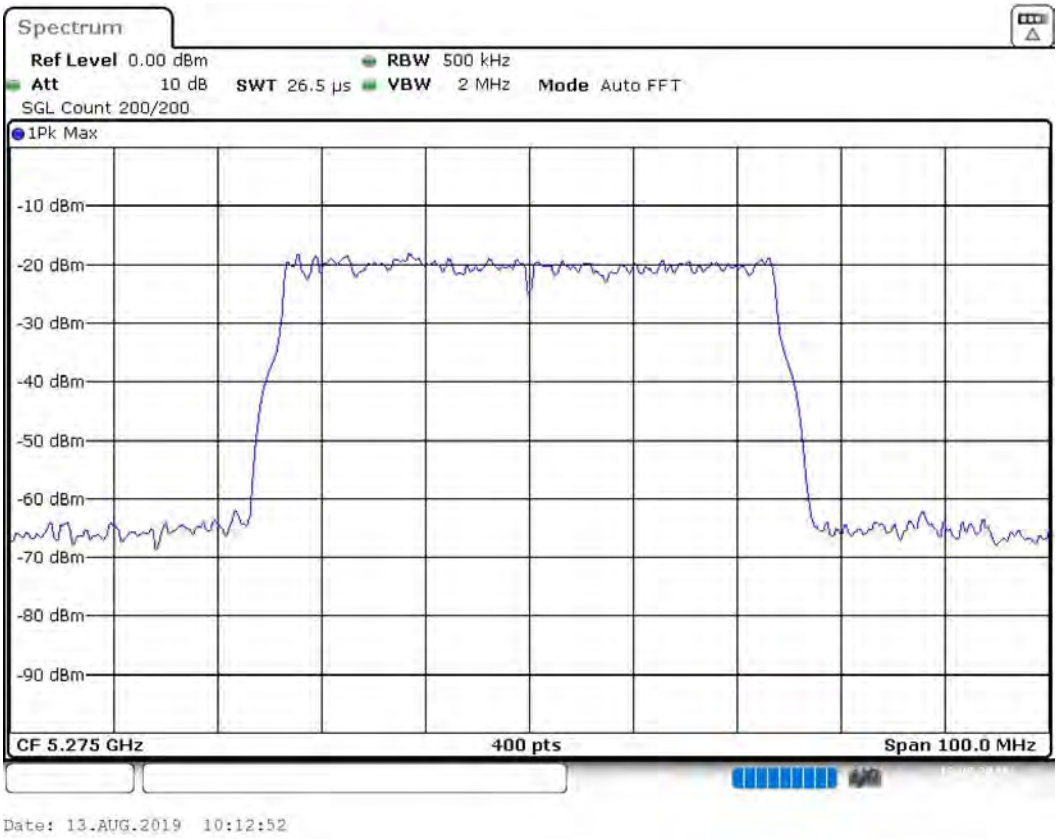

Measurement

Setting	Instrument Value	Target Value
Start Frequency	5.22500 GHz	5.22500 GHz
Stop Frequency	5.32500 GHz	5.32500 GHz
Span	100.000 MHz	100.000 MHz
RBW	500.000 kHz	~ 500.000 kHz
VBW	2.000 MHz	>= 1.500 MHz
SweepPoints	400	~ 400
Sweeptime	26.469 µs	AUTO
Reference Level	0.000 dBm	0.000 dBm
Attenuation	10.000 dB	0.000 dB
Detector	MaxPeak	MaxPeak
SweepCount	200	200
Filter	3 dB	3 dB
Trace Mode	Max Hold	Max Hold
Sweeptype	FFT	AUTO
Preamp	off	off

RF output power (5275 MHz; 50 MHz)

Customized settings.

Test according to FCC title 47 part 15 §15.407(a), KDB 789033 D02 General U-NII Test Procedures New Rules v02r01 II.E and ANSI C63.10-2013

Measurement uncertainty calculated in accordance with ETSI TR 100 028-1.
Expanded Combined Uncertainty of absolute Level Measurement (K=2) < 1 dB

Result

DUT Frequency (MHz)	Gated RMS (dBm)	Limit Max (dBm)	Gated EIRP (dBm)	DutyCycle (%)	Result
5275.000000	24.0	---	24.0	99.710	PASS

Power Spectral Density (5275 MHz; 50 MHz)

Customized settings.

Test according to FCC title 47 part 15 §15.407(a), KDB 789033 D02 General U-NII Test Procedures New Rules v02r01 II.F and ANSI C63.10-2013

Measurement uncertainty calculated in accordance with ETSI TR 100 028-1.
Expanded Uncertainty (K=2) < 1.3 dB

Result

DUT Frequency (MHz)	Frequency (MHz)	PSD (dBm)	Limit Max (dBm)	Result
5275.000000	5265.099010	-3.080	6.1	PASS

Ports

Port	Duty Cycle (%)
1	0.000
2	0.000

Measurement

Setting	Instrument Value	Target Value
Start Frequency	5.25000 GHz	5.25000 GHz
Stop Frequency	5.30000 GHz	5.30000 GHz
Span	50.000 MHz	50.000 MHz
RBW	1.000 MHz	<= 1.000 MHz
VBW	3.000 MHz	>= 3.000 MHz
SweepPoints	101	~ 100
Sweeptime	2.020 ms	2.020 ms
Reference Level	10.000 dBm	10.000 dBm
Attenuation	30.000 dB	AUTO
Detector	RMS	RMS
SweepCount	100	100
Filter	3 dB	3 dB
Trace Mode	Max Hold	Max Hold
Sweeptype	Sweep	AUTO
Preamp	off	off

Occupied Channel Bandwidth 99% (5275 MHz; 50 MHz)

Customized settings.

Test according to FCC title 47 part 15 §15.407(a),(e), KDB 789033 D02 General U-NII Test Procedures New Rules v02r01 D and ANSI C63.10-2013

Measurement uncertainty calculated in accordance with ETSI TR 100 028-1.
Expanded Uncertainty (K=2) < 2%

99 % Bandwidth

DUT Frequency (MHz)	Bandwidth (MHz)	Limit Min (MHz)	Limit Max (MHz)	Band Edge Left (MHz)	Band Edge Right (MHz)
5275.000000	46.750000	---	---	5251.625000	5298.375000

(continuation of the "99 % Bandwidth" table from column 6 ...)

DUT Frequency (MHz)	Result
5275.000000	PASS

99 % Bandwidth

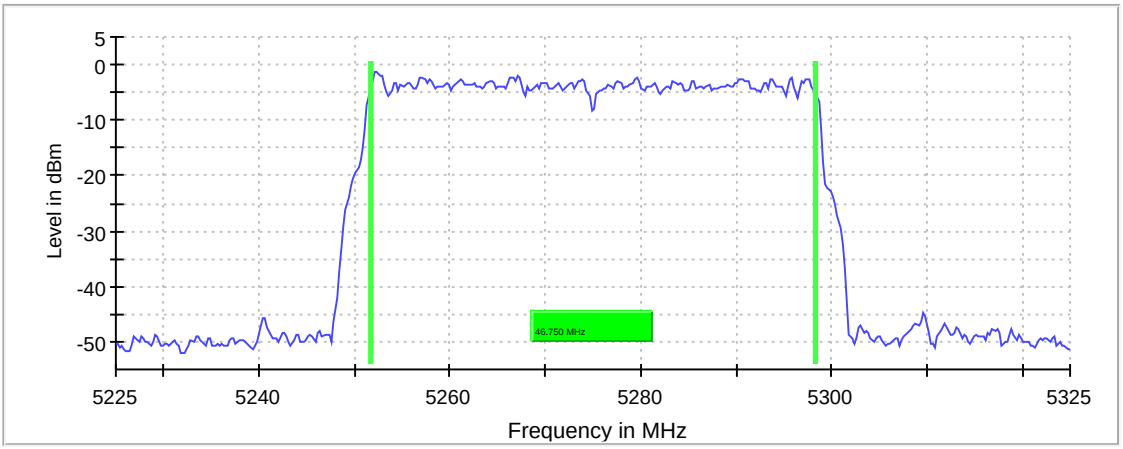

Bandwidth