MIC-R Test Report

Report No.: AGC00688260408TR01

PRODUCT DESIGNATION	:	2.4GHz TV Wireless Speaker
BRAND NAME	:	SANWA SUPPLY
MODEL NAME	:	400-SP128
APPLICANT	:	SANWA SUPPLY INC.
DATE OF ISSUE	:	May 09, 2026
STANDARD(S)	:	Article 2 Paragraph 1 Item 19 of the Certification, Article 49.20 of Ordinance Regulating Radio Equipment MIC Notice No.88 Appendix No.43
REPORT VERSION	:	V1.0

Attestation of Global Compliance (Shenzhen) Co., Ltd

Any report having not been signed by authorized approver, or having been altered without authorization, or having not been stamped by the "Dedicated Testing/Inspection Stamp" is deemed to be invalid. Copying or excerpting portion of, or altering the content of the report is not permitted without the written authorization of AGC. The test results presented in the report apply only to the tested sample. Any objections to report issued by AGC should be submitted to AGC within 15days after the issuance of the test report. Further enquiry of validity or verification of the test report should be addressed to AGC by agc01@agccert.com.

Attestation of Global Compliance(Shenzhen)Co., Ltd
Attestation of Global Compliance(Shenzhen)Std & Tech Co., Ltd
Tel: +86-755 2523 4088 E-mail: agc@agccert.com Web: http://www.agccert.com/

Report Revise Record

Report Version	Revise Time	Issued Date	Valid Version	Notes
V1.0	/	May 09, 2026	Valid	Initial Release

Any report having not been signed by authorized approver, or having been altered without authorization, or having not been stamped by the "Dedicated Testing/Inspection Stamp" is deemed to be invalid. Copying or excerpting portion of, or altering the content of the report is not permitted without the written authorization of AGC. The test results presented in the report apply only to the tested sample. Any objections to report issued by AGC should be submitted to AGC within 15days after the issuance of the test report. Further enquiry of validity or verification of the test report should be addressed to AGC by agc01@agccert.com.

Table of Contents

1. General Information 4
2. Product Information 5
2.1 Product Technical Description 5
2.2 Test Frequency List 6
2.3 Test Items and The Results 7
2.4 Description of Test Modes 8
3. Setup of Equipment Under Test 9
3.1 Setup Configuration of EUT 9
3.2 Support Equipment 9
4. Test Environment 10
4.1 Address of The Test Laboratory 10
4.2 Test Facility 10
4.3 Environmental Conditions 11
4.4 Measurement Uncertainty 11
4.5 List of Equipment Used 12
5. Measurement Results of Article 2 Paragraph 1 Item 19 13
5.1 Frequency Tolerance Measurement 13
5.2 Occupied Bandwidth Measurement 20
5.3 Unwanted Emission Strength Measurement 27
5.4 Antenna Power Error Measurement 53
5.5 EIRP Antenna Power Measurement 55
5.6 Secondary Radiated Emission Strength Measurement 57
5.7 Interference Prevention Function Measurement 62
5.8 Housing Requirements 63
Appendix I: Photographs of Test Setup 64
Appendix II: Photographs of Test EUT 64

Any report having not been signed by authorized approver, or having been altered without authorization, or having not been stamped by the "Dedicated Testing/Inspection Stamp" is deemed to be invalid. Copying or excerpting portion of, or altering the content of the report is not permitted without the written authorization of AGC. The test results presented in the report apply only to the tested sample. Any objections to report issued by AGC should be submitted to AGC within 15days after the issuance of the test report. Further enquiry of validity or verification of the test report should be addressed to AGC by agc01@agccert.com.

1. General Information

Applicant	SANWA SUPPLY INC.
Address	1-10-1 Tamachi Kita-ku Okayama City 700-0825 Japan
Manufacturer	Shenzhen Adition Audio Science & Technology Co., Ltd.
Address	No.1 Building, No.61, Yuxing Road, Yulu Community, Yutang Street, Guangming District, Shenzhen, China
Factory	N/A
Address	N/A
Product Designation	2.4GHz TV Wireless Speaker
Brand Name	SANWA SUPPLY
Test Model	400-SP128
Series Model(s)	N/A
Difference Description	N/A
Date of receipt of test item	Apr. 23, 2026
Date of Test	Apr. 30, 2026
Deviation from Standard	No any deviation from the test method
Condition of Test Sample	Normal
Test Result	Pass
Test Report Form No	AGCER-MIC-SRD-V1

Note: The test results of this report relate only to the tested sample identified in this report.

Prepared By	CiCi Li (Project Engineer)	May 09, 2026
Reviewed By	Bibo Zhang (Reviewer)	May 09, 2026
Approved By	Angela Li (Authorized Officer)	May 09, 2026

Any report having not been signed by authorized approver, or having been altered without authorization, or having not been stamped by the "Dedicated Testing/Inspection Stamp" is deemed to be invalid. Copying or excerpting portion of, or altering the content of the report is not permitted without the written authorization of AGC. The test results presented in the report apply only to the tested sample. Any objections to report issued by AGC should be submitted to AGC within 15days after the issuance of the test report. Further enquiry of validity or verification of the test report should be addressed to AGC by agc01@agccert.com.

2. Product Information

2.1 Product Technical Description

Equipment Type	Low Power Data Communication System in the 2.4GHz band
Operation Frequency Range	2402MHz-2480MHz
Hardware Version	VER04
Software Version	ZT1013_RX_1532_(2.4G)_251210
Modulation Type	GFSK
Number of channels	40
Channel Separation	2 MHz
Rated Antenna Power	1.6mW
Antenna Designation	PCB Antenna
Antenna Gain	-14.07dBi
Test Channel	2.402GHz (CH00) 2.440GHz (CH19) 2.480GHz (CH39)
Test Voltage	HV: (4.07V) High Voltage + 10% of Normal Voltage
	LV: (3.33V) Low Voltage - 10% of Normal Voltage
	NV: (3.7V) Normal Voltage
Adapter Information	Model:OLD050200AJP2D Input:100-240V-50/60Hz 0.3Amax Output:5.0V⎓2.0A 10.0W

Note:

1. The EUT has single chip with one antenna and the output of the antenna feeder is 50 Ohm.
2. The EUT is a 2.4GHz single-chip controller according to MIC Notice No.88 Annex 43.
3. Please refer to Appendix II for the photographs of the EUT. For more details, please refer to the User's manual of the EUT.

Any report having not been signed by authorized approver, or having been altered without authorization, or having not been stamped by the "Dedicated Testing/Inspection Stamp" is deemed to be invalid. Copying or excerpting portion of, or altering the content of the report is not permitted without the written authorization of AGC. The test results presented in the report apply only to the tested sample. Any objections to report issued by AGC should be submitted to AGC within 15days after the issuance of the test report. Further enquiry of validity or verification of the test report should be addressed to AGC by agc01@agccert.com.

2.2 Test Frequency List

Channel No.	Frequency (GHz)	Channel No.	Frequency (GHz)
00	2.402	20	2.442
01	2.404	21	2.444
02	2.406	22	2.446
03	2.408	23	2.448
04	2.410	24	2.450
05	2.412	25	2.452
06	2.414	26	2.454
07	2.416	27	2.456
08	2.418	28	2.458
09	2.420	29	2.460
10	2.422	30	2.462
11	2.424	31	2.464
12	2.426	32	2.466
13	2.428	33	2.468
14	2.430	34	2.470
15	2.432	35	2.472
16	2.434	36	2.474
17	2.436	37	2.476
18	2.438	38	2.478
19	2.440	39	2.480

Any report having not been signed by authorized approver, or having been altered without authorization, or having not been stamped by the "Dedicated Testing/Inspection Stamp" is deemed to be invalid. Copying or excerpting portion of, or altering the content of the report is not permitted without the written authorization of AGC. The test results presented in the report apply only to the tested sample. Any objections to report issued by AGC should be submitted to AGC within 15days after the issuance of the test report. Further enquiry of validity or verification of the test report should be addressed to AGC by agc01@agccert.com.

2.3 Test Items and The Results

Article 2 Paragraph 1 Item 19 of the Certification Measurement Project		
Ordinance Regulating Radio Equipment	Description of Test	Result
Article 5	Frequency Tolerance	Complies
Article 6	Occupied Bandwidth	Complies
Article 7	Unwanted Emission Strength	Complies
Article 49.20 & Article 14	Antenna Power Error	Complies
Article 49.20	EIRP Antenna Power	Complies
Article 24	Secondary Radiated Emission Strength	Complies
Article 9.4	Interference Prevention Function	Complies
Article 49.20	Carrier Sensing Function (1)	Not applicable (See Note 1)
Article 49.20	Carrier Sensing Function (2)	Not applicable (See Note 2)
Article 49.20	Transmission Antenna Absolute Gain	Not applicable (See Note 3)
Article 49.20	Half Power Beam Angle (Radiation angle of antenna)	Not applicable (See Note 3)
Article 49.20	Housing Requirements	Complies

Note:
1. Application to transmitting devices which E.I.R.P. is less than [2.14dBi+antenna power limit] and the shortage of E.I.R.P. is compensated by the antenna power.
2. Application to transmitting devices with OFDM modulation and the occupied bandwidth greater than 26MHz.
3. It is unnecessary to testing, when a E.I.R.P. is less than 12.14dBm.

Any report having not been signed by authorized approver, or having been altered without authorization, or having not been stamped by the "Dedicated Testing/Inspection Stamp" is deemed to be invalid. Copying or excerpting portion of, or altering the content of the report is not permitted without the written authorization of AGC. The test results presented in the report apply only to the tested sample. Any objections to report issued by AGC should be submitted to AGC within 15days after the issuance of the test report. Further enquiry of validity or verification of the test report should be addressed to AGC by agc01@agccert.com.

2.4 Description of Test Modes

Test Mode	Description
Transmitter Test	
Unmod_2402	Transmitting mode without modulation (Channel: 00)
Unmod_2440	Transmitting mode without modulation (Channel: 19)
Unmod_2480	Transmitting mode without modulation (Channel: 39)
SRD_2402_2.4G	SRD 2.4G Transmitting mode (Channel: 00)
SRD_2440_2.4G	SRD 2.4G Transmitting mode (Channel: 19)
SRD_2480_2.4G	SRD 2.4G Transmitting mode (Channel: 39)
Receiver Test	
SRD_2402_2.4G	SRD 2.4G Receiving mode (Channel: 00)
SRD_2440_2.4G	SRD 2.4G Receiving mode (Channel: 19)
SRD_2480_2.4G	SRD 2.4G Receiving mode (Channel: 39)

Any report having not been signed by authorized approver, or having been altered without authorization, or having not been stamped by the "Dedicated Testing/Inspection Stamp" is deemed to be invalid. Copying or excerpting portion of, or altering the content of the report is not permitted without the written authorization of AGC. The test results presented in the report apply only to the tested sample. Any objections to report issued by AGC should be submitted to AGC within 15days after the issuance of the test report. Further enquiry of validity or verification of the test report should be addressed to AGC by agc01@agccert.com.

3. Setup of Equipment Under Test

3.1 Setup Configuration of EUT

See test photographs attached in Appendix I for the actual connections between EUT and support equipment.

3.2 Support Equipment

The EUT has been associated with peripherals and configuration operated in a manner tended to maximize its emission characteristics in a typical application.
The following peripheral devices and interface cables were connected during the measurement:

Whether support unit is used?				
Yes				
Item	Equipment	Trade Name	Model No.	Specification
1	Control Box	RISYM	USB-TTL	N/A

Any report having not been signed by authorized approver, or having been altered without authorization, or having not been stamped by the "Dedicated Testing/Inspection Stamp" is deemed to be invalid. Copying or excerpting portion of, or altering the content of the report is not permitted without the written authorization of AGC. The test results presented in the report apply only to the tested sample. Any objections to report issued by AGC should be submitted to AGC within 15days after the issuance of the test report. Further enquiry of validity or verification of the test report should be addressed to AGC by agc01@agccert.com.

4. Test Environment

4.1 Address of The Test Laboratory

Laboratory: Attestation of Global Compliance (Shenzhen) Co., Ltd.

Address: 1-2/F, Building 19, Junfeng Industrial Park, Chongqing Road, Heping Community, Fuhai Street, Bao'an District, Shenzhen, Guangdong, China

4.2 Test Facility

The test facility is recognized, certified, or accredited by the following organizations:

CNAS-Lab Code: L5488

Attestation of Global Compliance (Shenzhen) Co., Ltd. has been assessed and proved to follow CNAS-CL01 Accreditation Criteria for Testing and Calibration Laboratories (identical to ISO/IEC17025: 2017 General Requirements for the Competence of Testing and Calibration Laboratories.)

A2LA-Lab Cert. No.: 5054.02

Attestation of Global Compliance (Shenzhen) Co., Ltd. EMC Laboratory has been accredited by A2LA for technical competence in the field of electrical testing, and proved to follow ISO/IEC 17025: 2017 General Requirements for the Competence of Testing and Calibration Laboratories and any additional program requirements in the identified field of testing.

FCC-Registration No.: 975832

Attestation of Global Compliance (Shenzhen) Co., Ltd. EMC Laboratory has been registered and fully described in a report filed with the FCC (Federal Communications Commission). The acceptance letter from the FCC is maintained in our files with Registration 975832.

IC-Registration No.: 24842(CAB identifier: CN0063)

Attestation of Global Compliance (Shenzhen) Co., Ltd. EMC Laboratory has been registered and fully described in a report filed with the Certification and Engineering Bureau of Industry Canada. The acceptance letter from the IC is maintained in our files with Registration 24842.

VCCI Membership No.: 4112

Attestation of Global Compliance (Shenzhen) Co., Ltd. EMC Laboratory has been registered in accordance with VCCI Council Rules.

VCCI Registration No. C-20098 for conducted emissions at AC main power ports
VCCI Registration No. T-20102 for conducted emissions at telecommunication ports
VCCI Registration No. R-20136 for radiated emissions below 1GHz
VCCI Registration No. G-20132 for radiated emissions above 1GHz

Any report having not been signed by authorized approver, or having been altered without authorization, or having not been stamped by the "Dedicated Testing/Inspection Stamp" is deemed to be invalid. Copying or excerpting portion of, or altering the content of the report is not permitted without the written authorization of AGC. The test results presented in the report apply only to the tested sample. Any objections to report issued by AGC should be submitted to AGC within 15days after the issuance of the test report. Further enquiry of validity or verification of the test report should be addressed to AGC by agc01@agccert.com.

4.3 Environmental Conditions

	Normal Conditions
Temperature range (℃)	15 - 35
Relative humidity range	45 % - 85 %
Pressure range (kPa)	86 - 106

4.4 Measurement Uncertainty

The reported uncertainty of measurement y ±U, where expended uncertainty U is based on a standard uncertainty multiplied by a coverage factor of k=2, providing a level of confidence of approximately 95%.

Item	Measurement Uncertainty
Uncertainty of Radio Frequency	U_c=±1 x 10^{-7}
Uncertainty of Total RF Power, Conducted	U_c = ±0.8 dB
Uncertainty of Total RF power, Radiated	U_c = ±1.1 dB
Uncertainty of Occupied Channel Bandwidth	U_c = ±2 %
Uncertainty of RF Power Density, Conducted	U_c = ±2.6 dB
Uncertainty of Spurious Emissions, Conducted (30MHz-1GHz)	U_c = ±2.7 dB
Uncertainty of Spurious Emissions, Conducted (1GHz-40GHz)	U_c = ±3.2 dB

Any report having not been signed by authorized approver, or having been altered without authorization, or having not been stamped by the "Dedicated Testing/Inspection Stamp" is deemed to be invalid. Copying or excerpting portion of, or altering the content of the report is not permitted without the written authorization of AGC. The test results presented in the report apply only to the tested sample. Any objections to report issued by AGC should be submitted to AGC within 15days after the issuance of the test report. Further enquiry of validity or verification of the test report should be addressed to AGC by agc01@agccert.com.

4.5 List of Equipment Used

● Measuring Equipment Calibration Information		
Used	Calibration Company Abbreviation	Full Name of calibration company
☒	CCIC	CCIC (Shenzhen) Metrology & Testing Service Co.,Ltd
☒	GRG	GRG METROLOGY & TEST GROUP CO.,LTD.

● Calibration Information (Article 24-2, Paragraph 4 of the Radio Act)	
☐	a) Calibration conducted by the National Institute of Information and Communications Technology (NICT) or a designated calibration agency under Article 102-18-1 of the Radio Act
☐	(b) Calibration conducted based on the regulations of Article 135 or 144 of the Measurement Act
☒	(c) Calibration conducted in foreign countries, which is equivalent to calibration conducted by the NICT or a designated calibration agency under Article 102-18-1 of the Radio Act
☐	(d) Calibration, etc. conducted by using measuring instruments and other facilities listed at the bottom of appended table 3 of the Radio Act, which is to have been calibrated as described in (a) through (c) above

● RF Conducted Test System

Used	Equipment No.	Test Equipment	Manufacturer	Model No.	Serial No.	Last Cal. Date (YY-MM-DD)	Next Cal. Date (YY-MM-DD)
☒	AGC-ER-E036	Spectrum Analyzer	Agilent	N9020A	MY49100060	2025-05-08	2026-05-07
☐	AGC-ER-E041	Spectrum Analyzer	Agilent	N9020A	W1312-60196	2025-05-16	2026-05-16
☒	AGC-BQ-E016	Power Meter	R&S	NRP-Z21	104604	2025-05-16	2026-05-16
☒	AGC-ER-A001	6dB Attenuator	SAIGE	SMA-JK	N/A	2025-09-05	2027-09-04
☐	AGC-ER-E079	Wireless Connectivity Tester	R&S	CMW270	101933	2025-05-08	2026-05-07
☐	AGC-ER-E075	Small Environmental Tester	SH-242	ESPEC	93008290	2025-07-24	2026-07-23
☐	AGC-ER-E059	Signal Generator	Agilent	N5182B	MY53050647	2025-01-14	2026-01-13
☐	AGC-ER-E059	Signal Generator	Agilent	N5182B	MY53050647	2026-01-13	2027-01-12
☒	--	RF Connection Cable	N/A	1#	N/A	Each time	N/A
☒	--	RF Connection Cable	N/A	2#	N/A	Each time	N/A
☒	AGC-ER-E017	temperature and humidity recorder	testo	608-H1	N/A	2025-05-29	2026-05-28
☒	AGC-ER-E091	DC Power Supply	AIDEKESI	IT6720	800103030787810080	2026-03-13	2028-03-12

Any report having not been signed by authorized approver, or having been altered without authorization, or having not been stamped by the "Dedicated Testing/Inspection Stamp" is deemed to be invalid. Copying or excerpting portion of, or altering the content of the report is not permitted without the written authorization of AGC. The test results presented in the report apply only to the tested sample. Any objections to report issued by AGC should be submitted to AGC within 15days after the issuance of the test report. Further enquiry of validity or verification of the test report should be addressed to AGC by agc01@agccert.com.

5. Measurement Results of Article 2 Paragraph 1 Item 19

5.1 Frequency Tolerance Measurement

Test Limit

Test Item	Limits
Frequency Tolerance (2400~2483.5MHz)	-50ppm≦Frequency Error≦50ppm

Test Procedure

1. Frequency accuracy of SA shall be less than 10% of limits tolerance (5ppm)
2. Setting of SA is following as: RB: 10kHz / VB: 10kHz / SPAN: 0.5MHz
3. Center Frequency: The center frequency of testing for EUT
4. Sweep time=Auto
5. Sweep mode=Continuous sweep
6. Detect mode=Positive peak
7. EUT have transmitted absence of modulation signal and fixed channelize. if is using the mark cursor to mark the peak frequency value, fc is declaring of channel frequency.
8. Then the frequency tolerance formula is $(f-fc)/fc\times10^{6}$ppm and the limit is less than ±50ppm

Test Setup

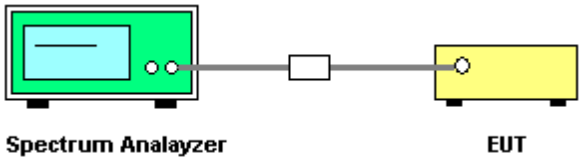

Any report having not been signed by authorized approver, or having been altered without authorization, or having not been stamped by the "Dedicated Testing/Inspection Stamp" is deemed to be invalid. Copying or excerpting portion of, or altering the content of the report is not permitted without the written authorization of AGC. The test results presented in the report apply only to the tested sample. Any objections to report issued by AGC should be submitted to AGC within 15days after the issuance of the test report. Further enquiry of validity or verification of the test report should be addressed to AGC by agc01@agccert.com.

Test Result

Test Temperature	19.9℃	Relative Humidity	58.0%
Test Pressure	101kPa	Test Engineer	Vicky Huang
Testing Time	2026-04-30		

Test Data of Frequency Tolerance								
Test Mode	Measure Frequency (MHz)			Frequency Error (ppm)			Limit (ppm)	P/F
	NV	LV	HV	NV	LV	HV		
Unmod_2402	2401.9947	2401.9947	2401.9947	-2.19	-2.19	-2.19	±50	Pass
Unmod_2440	2439.9942	2439.9942	2439.9942	-2.36	-2.36	-2.36	±50	Pass
Unmod_2480	2479.9942	2479.9942	2479.9942	-2.32	-2.32	-2.32	±50	Pass

Any report having not been signed by authorized approver, or having been altered without authorization, or having not been stamped by the "Dedicated Testing/Inspection Stamp" is deemed to be invalid. Copying or excerpting portion of, or altering the content of the report is not permitted without the written authorization of AGC. The test results presented in the report apply only to the tested sample. Any objections to report issued by AGC should be submitted to AGC within 15days after the issuance of the test report. Further enquiry of validity or verification of the test report should be addressed to AGC by agc01@agccert.com.

Test Graphs of Frequency Tolerance

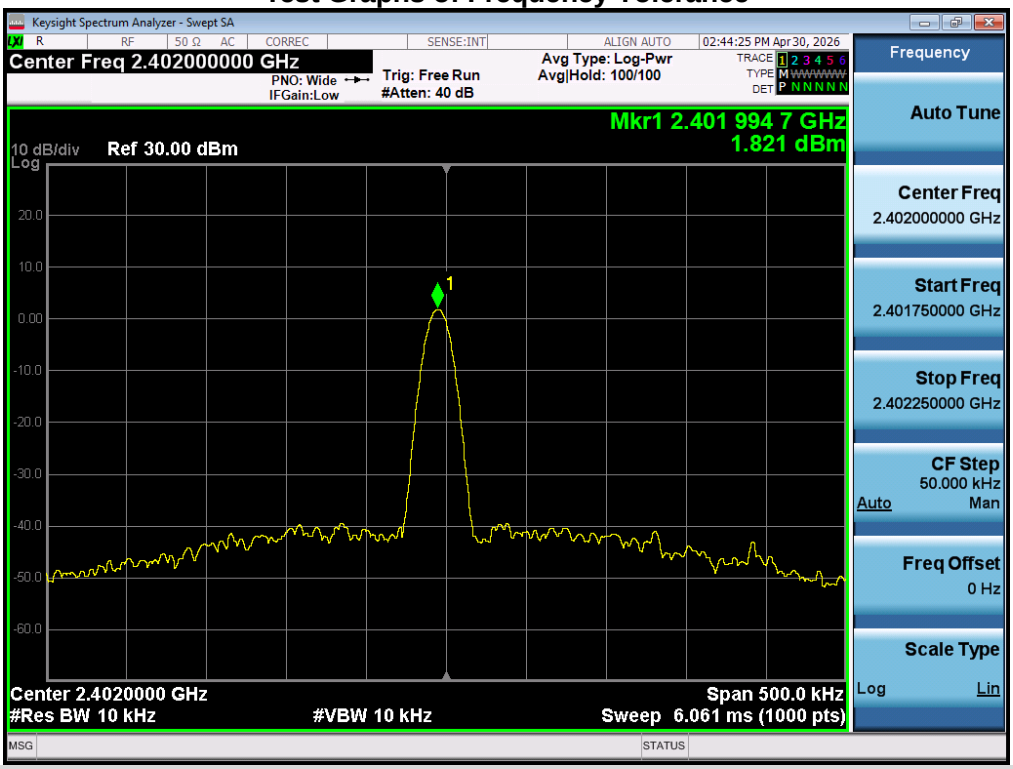

Test_Graph_Unmod_ANT1_2402_NA_Frequency Tolerance_HV

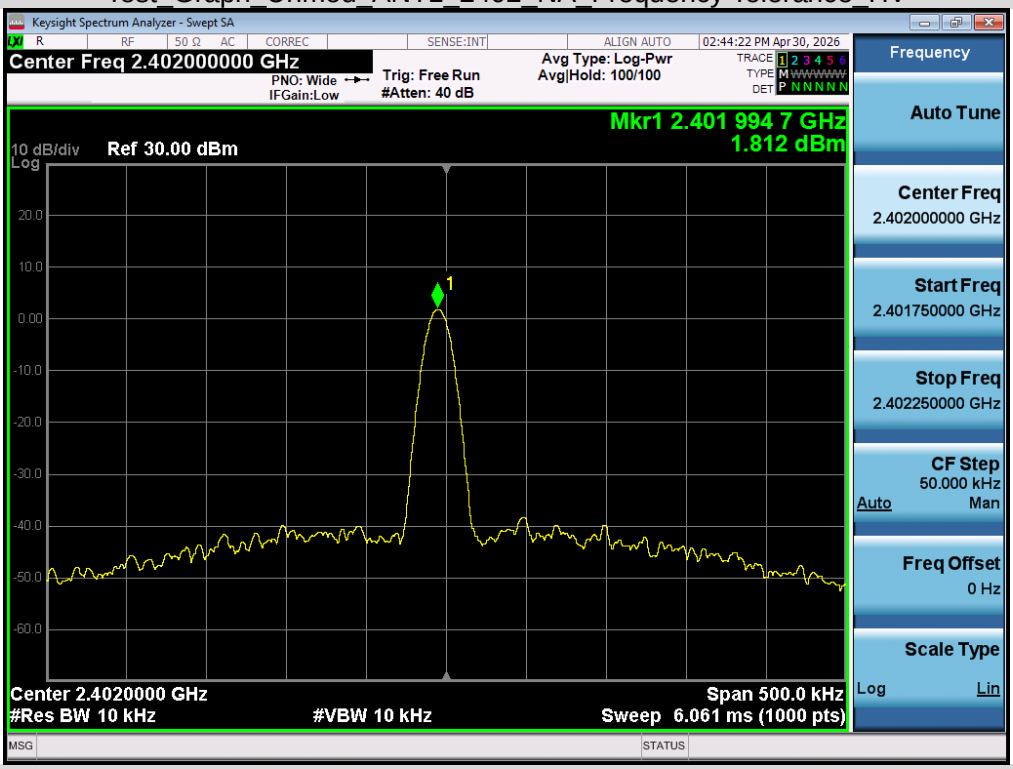

Test_Graph_Unmod_ANT1_2402_NA_Frequency Tolerance_LV

Any report having not been signed by authorized approver, or having been altered without authorization, or having not been stamped by the "Dedicated Testing/Inspection Stamp" is deemed to be invalid. Copying or excerpting portion of, or altering the content of the report is not permitted without the written authorization of AGC. The test results presented in the report apply only to the tested sample. Any objections to report issued by AGC should be submitted to AGC within 15days after the issuance of the test report. Further enquiry of validity or verification of the test report should be addressed to AGC by agc01@agccert.com.

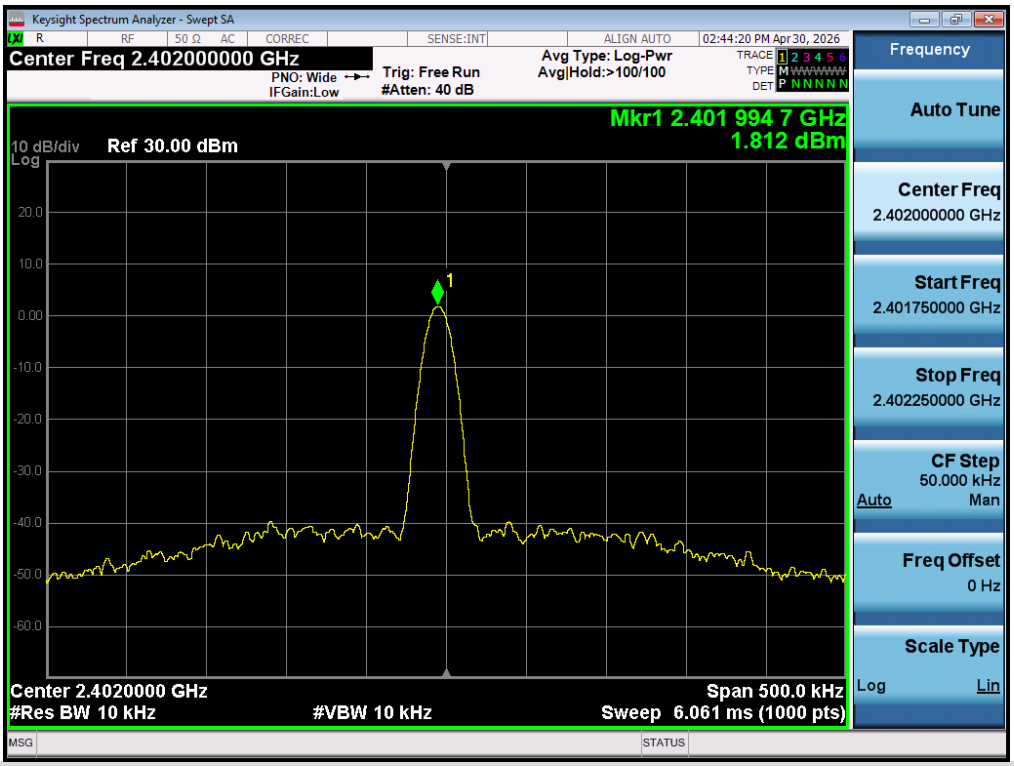

Test_Graph_Unmod_ANT1_2402_NA_Frequency Tolerance_NV

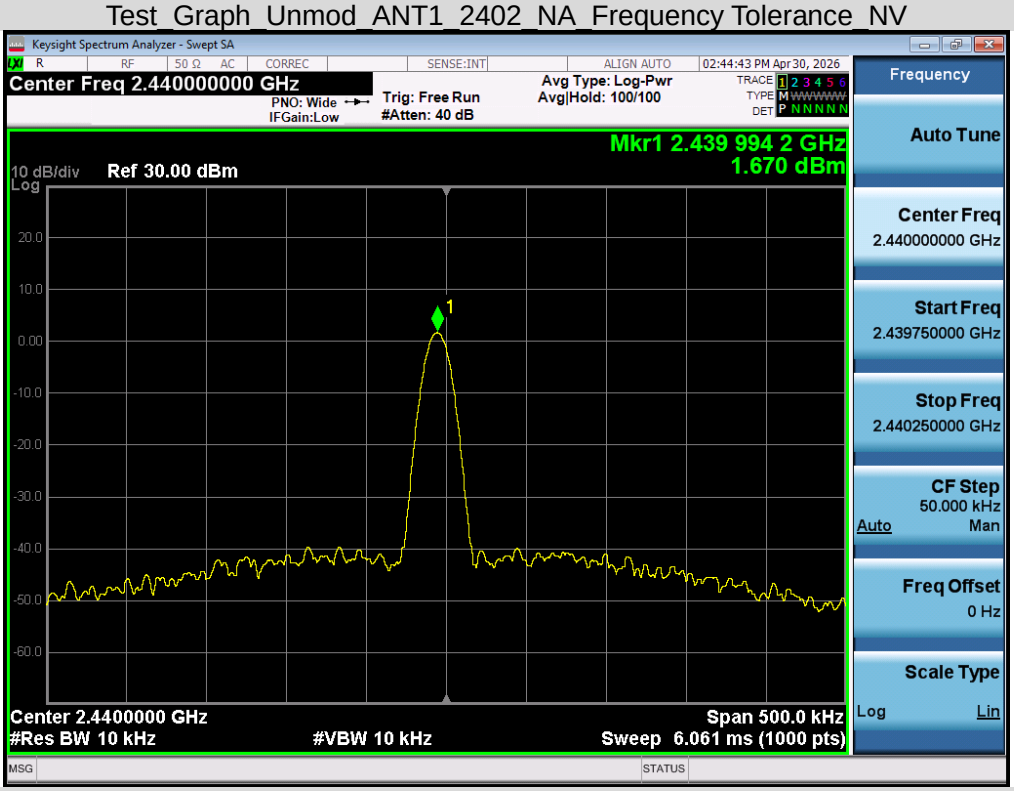

Test_Graph_Unmod_ANT1_2440_NA_Frequency Tolerance_HV

Any report having not been signed by authorized approver, or having been altered without authorization, or having not been stamped by the "Dedicated Testing/Inspection Stamp" is deemed to be invalid. Copying or excerpting portion of, or altering the content of the report is not permitted without the written authorization of AGC. The test results presented in the report apply only to the tested sample. Any objections to report issued by AGC should be submitted to AGC within 15days after the issuance of the test report. Further enquiry of validity or verification of the test report should be addressed to AGC by agc01@agccert.com.

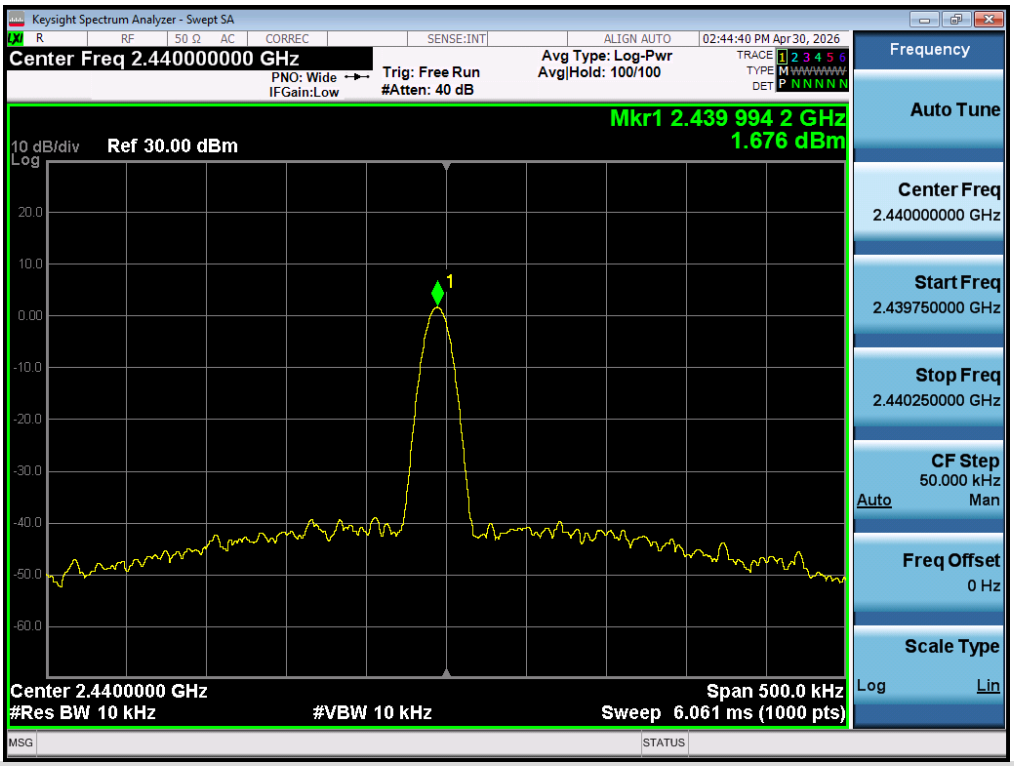

Test_Graph_Unmod_ANT1_2440_NA_Frequency Tolerance_LV

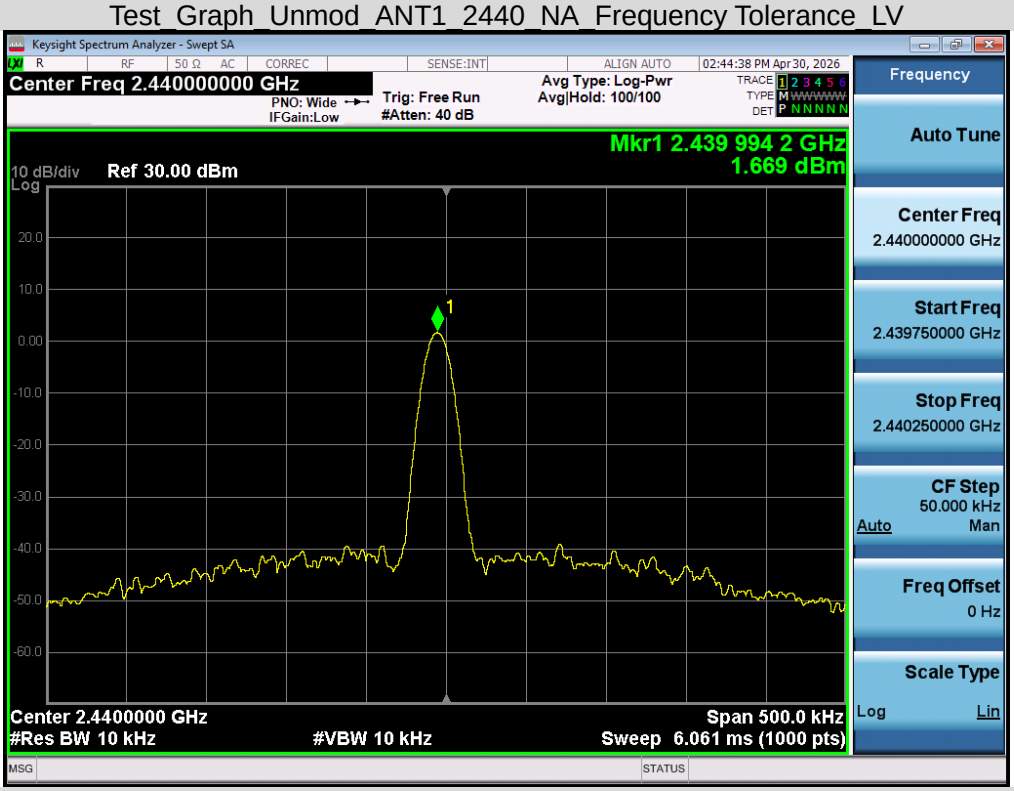

Test_Graph_Unmod_ANT1_2440_NA_Frequency Tolerance_NV

Any report having not been signed by authorized approver, or having been altered without authorization, or having not been stamped by the "Dedicated Testing/Inspection Stamp" is deemed to be invalid. Copying or excerpting portion of, or altering the content of the report is not permitted without the written authorization of AGC. The test results presented in the report apply only to the tested sample. Any objections to report issued by AGC should be submitted to AGC within 15days after the issuance of the test report. Further enquiry of validity or verification of the test report should be addressed to AGC by agc01@agccert.com.

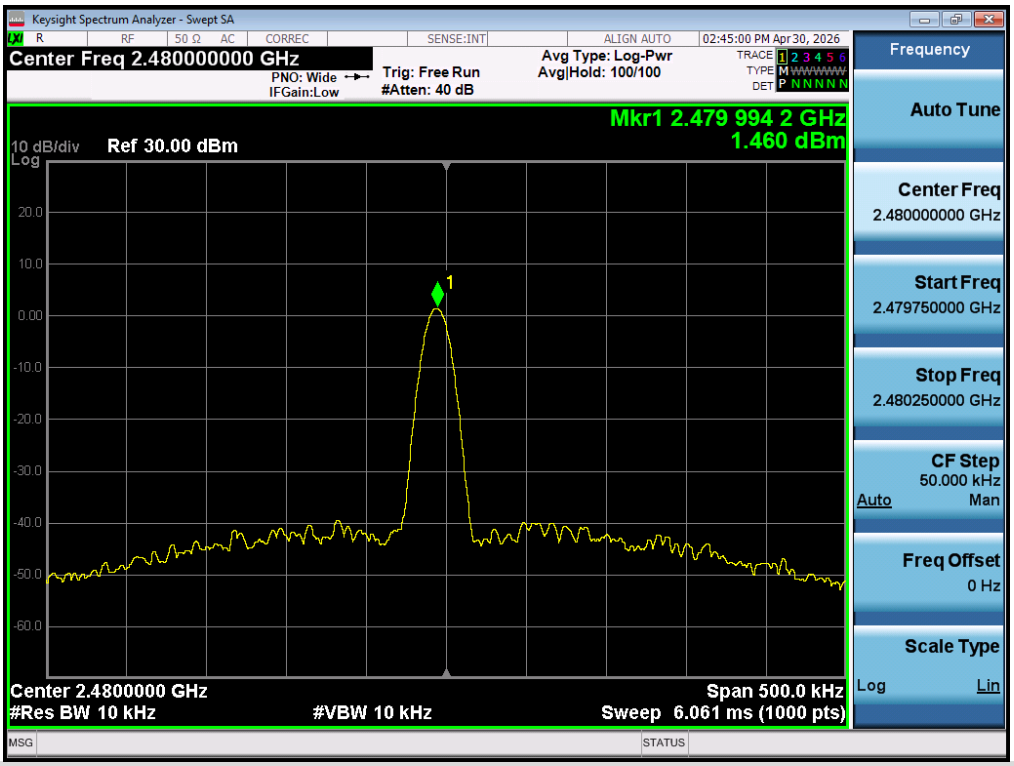

Test_Graph_Unmod_ANT1_2480_NA_Frequency Tolerance_HV

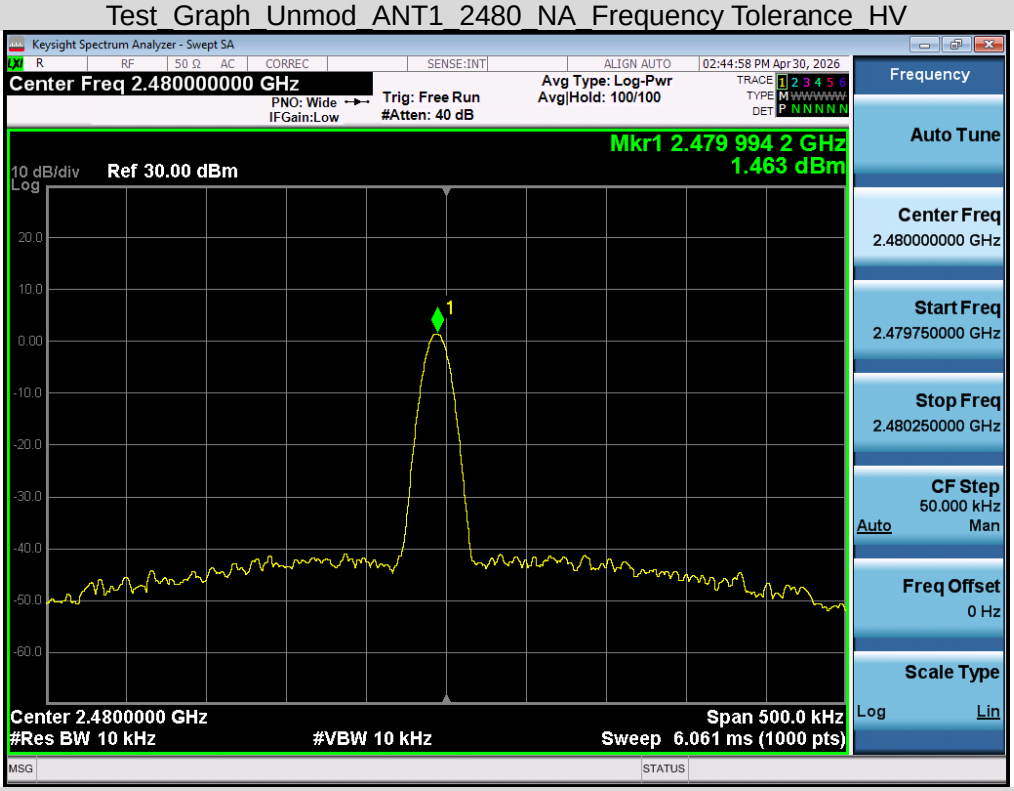

Test_Graph_Unmod_ANT1_2480_NA_Frequency Tolerance_LV

Any report having not been signed by authorized approver, or having been altered without authorization, or having not been stamped by the "Dedicated Testing/Inspection Stamp" is deemed to be invalid. Copying or excerpting portion of, or altering the content of the report is not permitted without the written authorization of AGC. The test results presented in the report apply only to the tested sample. Any objections to report issued by AGC should be submitted to AGC within 15days after the issuance of the test report. Further enquiry of validity or verification of the test report should be addressed to AGC by agc01@agccert.com.

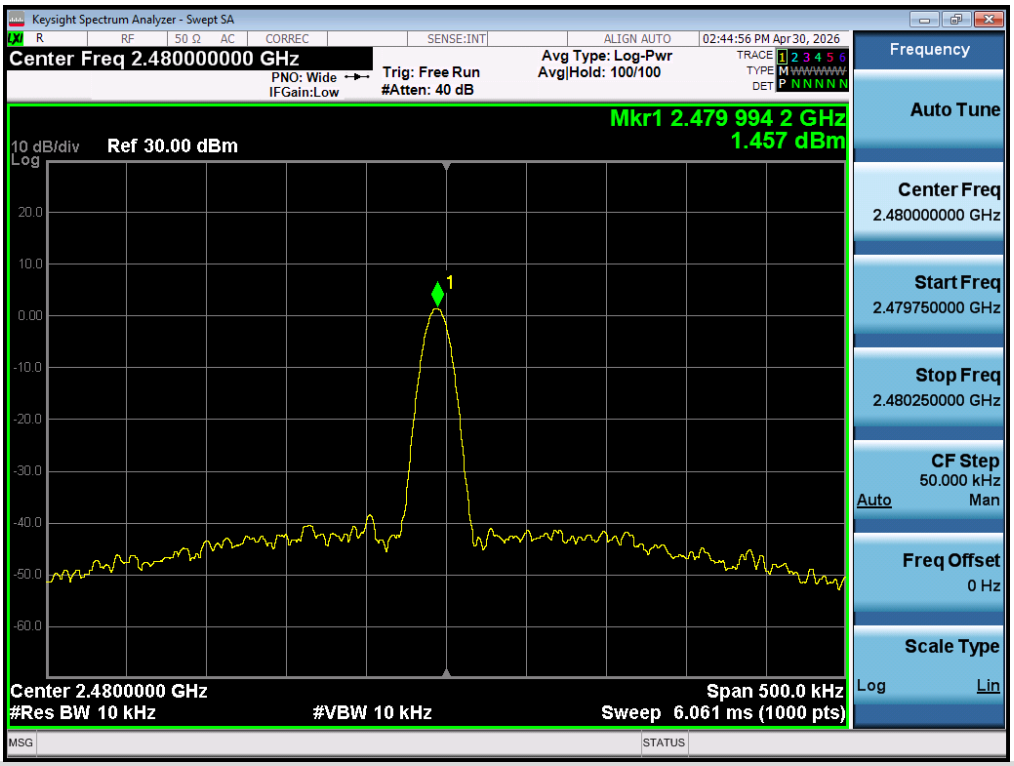

Test_Graph_Unmod_ANT1_2480_NA_Frequency Tolerance_NV

Any report having not been signed by authorized approver, or having been altered without authorization, or having not been stamped by the "Dedicated Testing/Inspection Stamp" is deemed to be invalid. Copying or excerpting portion of, or altering the content of the report is not permitted without the written authorization of AGC. The test results presented in the report apply only to the tested sample. Any objections to report issued by AGC should be submitted to AGC within 15days after the issuance of the test report. Further enquiry of validity or verification of the test report should be addressed to AGC by agc01@agccert.com.

5.2 Occupied Bandwidth Measurement

Test Limit

Test Item	Limits
Occupied Bandwidth	FH < 83.5MHz;
	26MHz≦OFDM 40M system≦40MHz;
	OFDM 20M system, DS, Others≦26MHz

Test Procedure

The device under test is connected to the spectrum analyzer through a radio frequency cable and the settings are as follows:

1. EUT have transmitted the maximum modulation signal and fixed channelize.
2. SA set to 99% of occupied bandwidth to measure occupied bandwidth.
3. Resolution bandwidth: Limited to 3% or less of the allowable value specified in equipment regulations.
4. Video bandwidth: Comparable to the resolution bandwidth.
5. Span: Spanning from approximately twice to 3.5 times the allowable value as per equipment regulations.
6. ATT: 30dB /Ref:20dBm (actual sample power adjustment is for reference only)
7. Sweep time = The minimum duration ensuring measurement accuracy, accounting for burst wave scenarios where at least one burst occurs per sample. / Sweep Mode: Continuous sweep
8. Detect mode=Positive peak
9. Trace mode=Max hold
10. Record the result for Occupied Bandwidth Measurements in report.

Test Setup

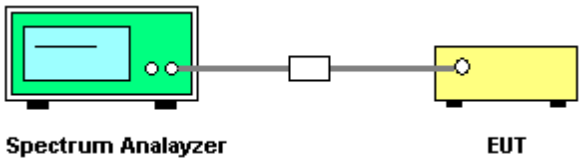

Any report having not been signed by authorized approver, or having been altered without authorization, or having not been stamped by the "Dedicated Testing/Inspection Stamp" is deemed to be invalid. Copying or excerpting portion of, or altering the content of the report is not permitted without the written authorization of AGC. The test results presented in the report apply only to the tested sample. Any objections to report issued by AGC should be submitted to AGC within 15days after the issuance of the test report. Further enquiry of validity or verification of the test report should be addressed to AGC by agc01@agccert.com.

Test Result

Test Temperature	19.9℃	Relative Humidity	58.0%
Test Pressure	101kPa	Test Engineer	Vicky Huang
Testing Time	2026-04-30		

Test Data of Occupied Bandwidth					
Test Mode	Occupied Bandwidth (MHz)			Limit (MHz)	P/F
	NV	LV	HV		
SRD_2.4G_2402	1.031	1.030	1.029	<26	Pass
SRD_2.4G_2440	1.019	1.019	1.019	<26	Pass
SRD_2.4G_2480	1.026	1.024	1.023	<26	Pass

Any report having not been signed by authorized approver, or having been altered without authorization, or having not been stamped by the "Dedicated Testing/Inspection Stamp" is deemed to be invalid. Copying or excerpting portion of, or altering the content of the report is not permitted without the written authorization of AGC. The test results presented in the report apply only to the tested sample. Any objections to report issued by AGC should be submitted to AGC within 15days after the issuance of the test report. Further enquiry of validity or verification of the test report should be addressed to AGC by agc01@agccert.com.

Test Graphs of Occupied Bandwidth

Test_Graph_SRD_2.4G_ANT1_2402_Occupied Bandwidth_HV

Test_Graph_SRD_2.4G_ANT1_2402_Occupied Bandwidth_LV

Any report having not been signed by authorized approver, or having been altered without authorization, or having not been stamped by the "Dedicated Testing/Inspection Stamp" is deemed to be invalid. Copying or excerpting portion of, or altering the content of the report is not permitted without the written authorization of AGC. The test results presented in the report apply only to the tested sample. Any objections to report issued by AGC should be submitted to AGC within 15days after the issuance of the test report. Further enquiry of validity or verification of the test report should be addressed to AGC by agc01@agccert.com.

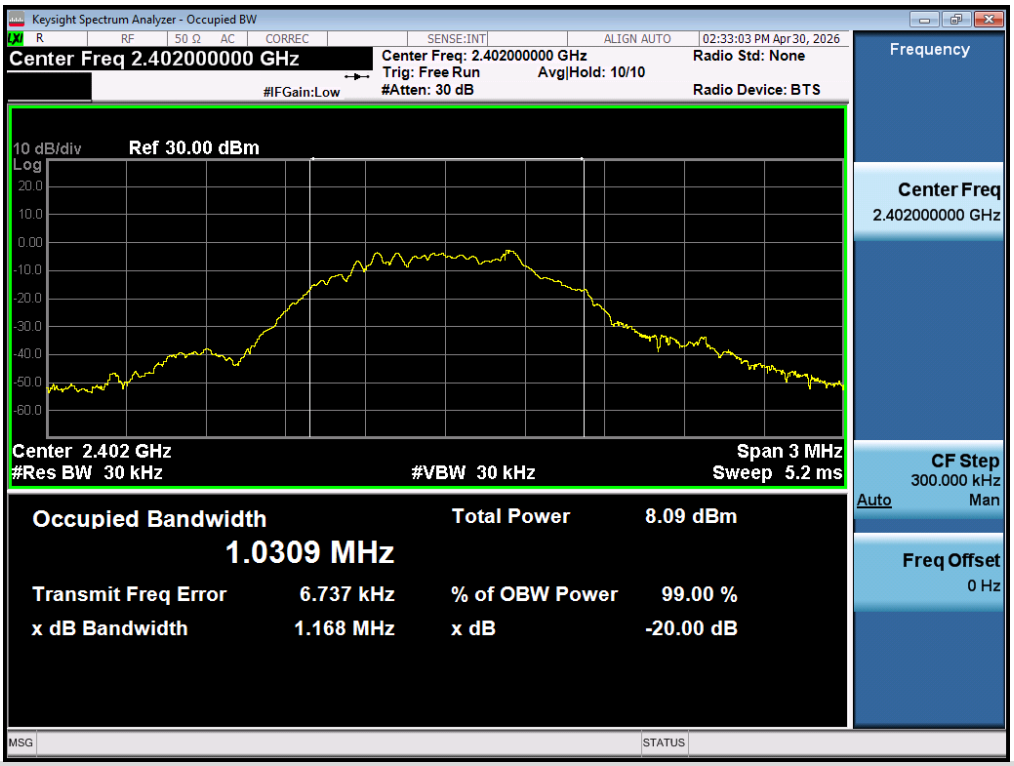

Test_Graph_SRD_2.4G_ANT1_2402_Occupied Bandwidth_NV

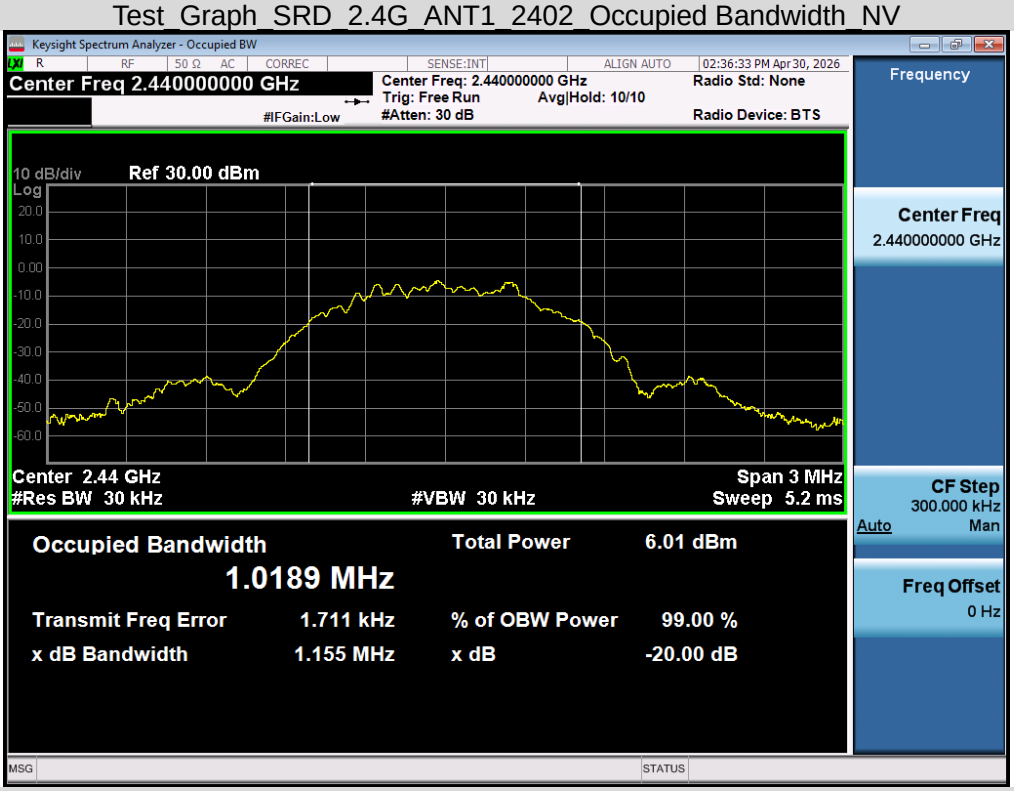

Test_Graph_SRD_2.4G_ANT1_2440_Occupied Bandwidth_HV

Any report having not been signed by authorized approver, or having been altered without authorization, or having not been stamped by the "Dedicated Testing/Inspection Stamp" is deemed to be invalid. Copying or excerpting portion of, or altering the content of the report is not permitted without the written authorization of AGC. The test results presented in the report apply only to the tested sample. Any objections to report issued by AGC should be submitted to AGC within 15days after the issuance of the test report. Further enquiry of validity or verification of the test report should be addressed to AGC by agc01@agccert.com.

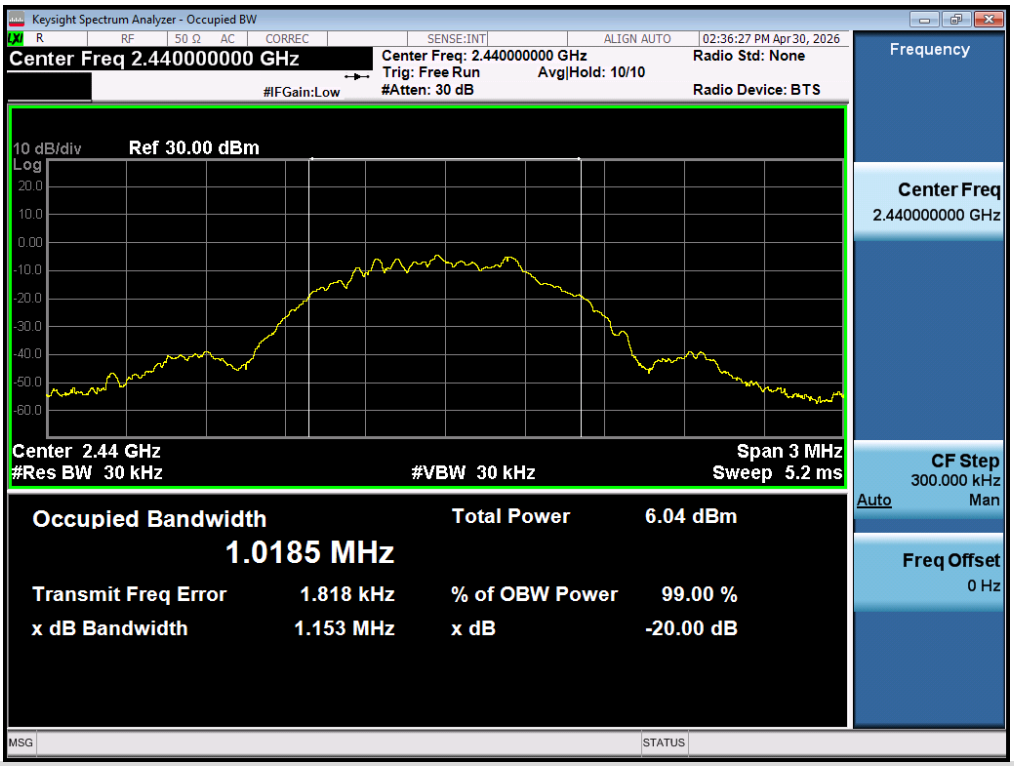

Test_Graph_SRD_2.4G_ANT1_2440_Occupied Bandwidth_LV

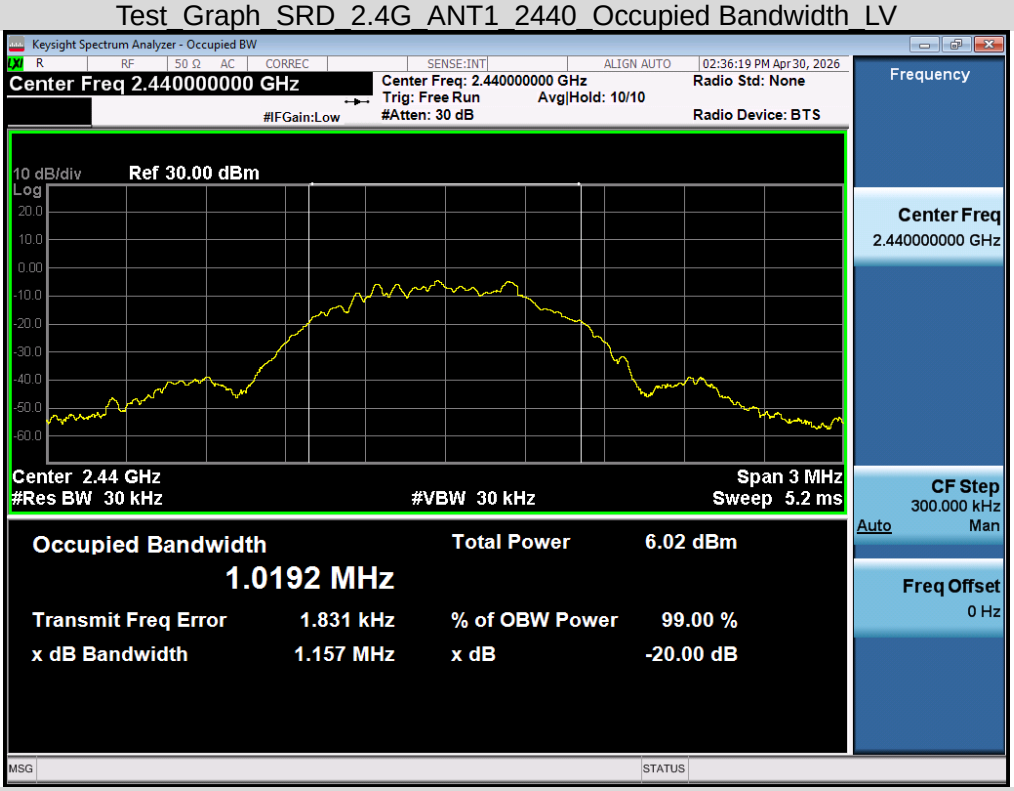

Test_Graph_SRD_2.4G_ANT1_2440_Occupied Bandwidth_NV

Any report having not been signed by authorized approver, or having been altered without authorization, or having not been stamped by the "Dedicated Testing/Inspection Stamp" is deemed to be invalid. Copying or excerpting portion of, or altering the content of the report is not permitted without the written authorization of AGC. The test results presented in the report apply only to the tested sample. Any objections to report issued by AGC should be submitted to AGC within 15days after the issuance of the test report. Further enquiry of validity or verification of the test report should be addressed to AGC by agc01@agccert.com.

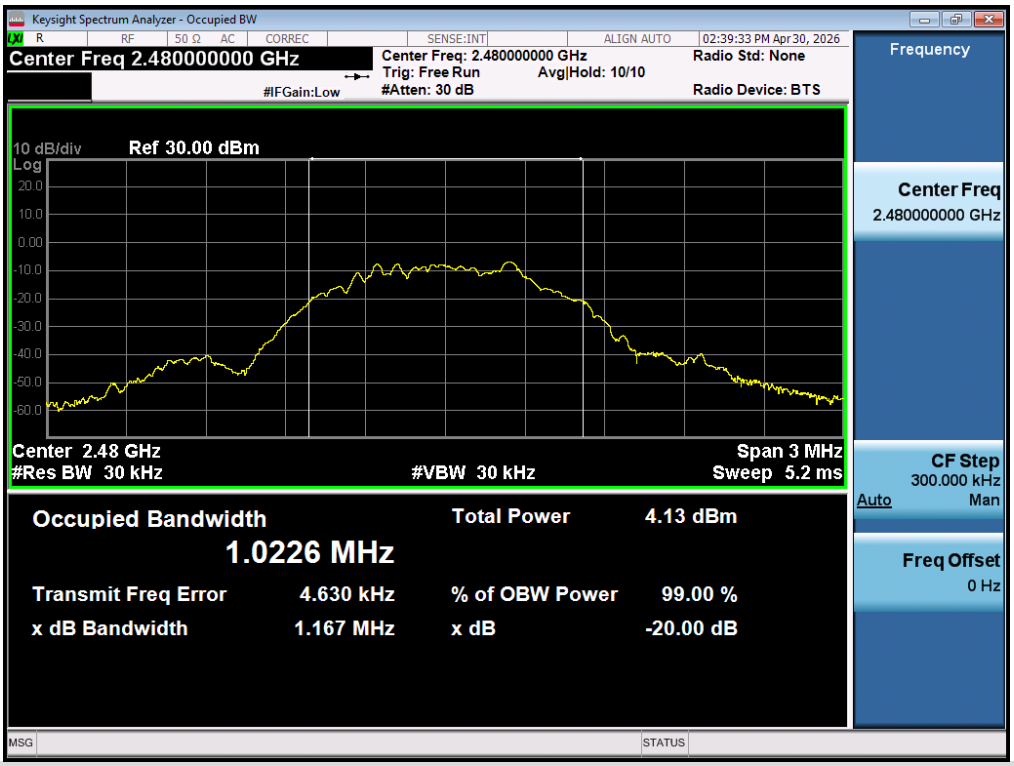

Test_Graph_SRD_2.4G_ANT1_2480_Occupied Bandwidth_HV

Test_Graph_SRD_2.4G_ANT1_2480_Occupied Bandwidth_LV

Any report having not been signed by authorized approver, or having been altered without authorization, or having not been stamped by the "Dedicated Testing/Inspection Stamp" is deemed to be invalid. Copying or excerpting portion of, or altering the content of the report is not permitted without the written authorization of AGC. The test results presented in the report apply only to the tested sample. Any objections to report issued by AGC should be submitted to AGC within 15days after the issuance of the test report. Further enquiry of validity or verification of the test report should be addressed to AGC by agc01@agccert.com.

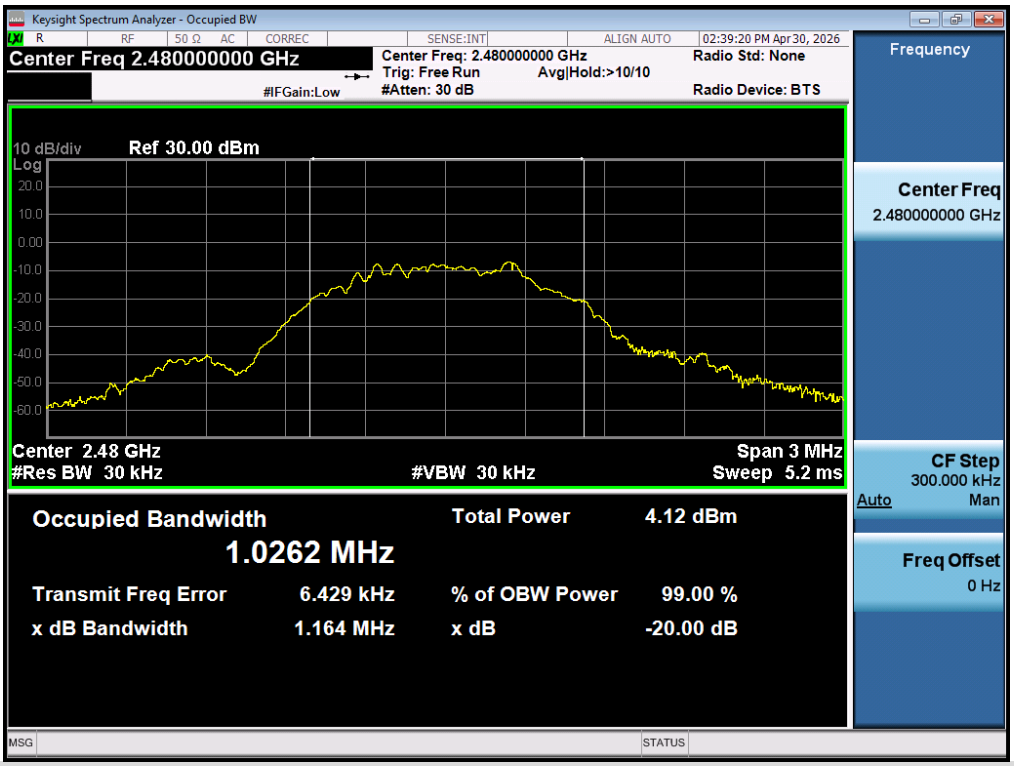

Test_Graph_SRD_2.4G_ANT1_2480_Occupied Bandwidth_NV

Any report having not been signed by authorized approver, or having been altered without authorization, or having not been stamped by the "Dedicated Testing/Inspection Stamp" is deemed to be invalid. Copying or excerpting portion of, or altering the content of the report is not permitted without the written authorization of AGC. The test results presented in the report apply only to the tested sample. Any objections to report issued by AGC should be submitted to AGC within 15days after the issuance of the test report. Further enquiry of validity or verification of the test report should be addressed to AGC by agc01@agccert.com.

5.3 Unwanted Emission Strength Measurement

Test Limit

Test Item	Limits
Unwanted Emission Strength (2400~2483.5MHz)	≦2.5μW/MHz (30MHz≦f≦1000MHz)
	≦2.5μW/MHz (1000MHz<f<2387MHz)
	≦25μW/MHz (2387MHz≦f<2400MHz)
	≦25μW/MHz (2483.5MHz<f≦2496.5MHz)
	≦2.5μW/MHz (2496.5MHz<f<12500MHz)

Test Procedure

The following table is the setting of spectrum analyzer.

Spectrum Parameter	Setting
RB / VB	Below 1GHz RB:100kHz / VB:100kHz Above 1GHz RB:1MHz / VB:1MHz
Detector	Peak
Trace	Max Hold
Sweep Time	Auto

1. UT have transmitted the maximum modulation signal and fixed channelize.
2. Setting of SA is following as: Below 1GHz RB: 100KHz / VB: 100KHz; Above 1GHz RB: 1MHz / VB:1MHz
3. AT: 30dB Ref:20dBm / Sweep time: Auto Sweep Mode: Continuous sweep / Detect mode: Positive peak Trace mode: Max hold
4. Setting of SA is following as 30MHz and stop frequency 1000MHz Then to mark peak reading value + cable loss shall be less than 2.5μW/MHz.
5. Setting of SA is following as 1000MHz and stop frequency 2387MHz Then to mark peak reading value + cable loss shall be less than 2.5μW/MHz.
6. SA adjusted to start frequency 2387MHz and stop frequency 2400MHz. Then to mark peak reading value + cable loss shall be less than 25μW/MHz.
7. SA adjusted to start frequency 2483.5MHz and stop frequency 2496.5MHz Then to mark peak reading value + cable loss shall be less than 25μW/MHz
8. SA adjusted to start frequency 2496.5MHz and stop frequency 12500MHz Then to mark peak reading value + cable loss shall be less than 2.5μW/MHz
9. Convert from dBm to μW: P(μW) = 1000 * $10^{[P(dBm)/10]}$
10. Convert a measurement Value P_{100kHz} at 100kHz RBW to P_{1MHz} at 1MHz, use the following formula:

$$P_{1MHz} = P_{100kHz} + 10 \cdot \log_{10}\left(\frac{RBW_{1MHz}}{RBW_{100kHz}}\right)$$

Any report having not been signed by authorized approver, or having been altered without authorization, or having not been stamped by the "Dedicated Testing/Inspection Stamp" is deemed to be invalid. Copying or excerpting portion of, or altering the content of the report is not permitted without the written authorization of AGC. The test results presented in the report apply only to the tested sample. Any objections to report issued by AGC should be submitted to AGC within 15days after the issuance of the test report. Further enquiry of validity or verification of the test report should be addressed to AGC by agc01@agccert.com.

Test Setup

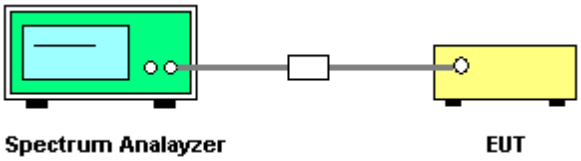

Test Result

Test Temperature	19.9℃	Relative Humidity	58.0%
Test Pressure	101kPa	Test Engineer	Vicky Huang
Testing Time	2026-04-30		

Test Data of Unwanted Emission Strength								
Voltage	Mode	Channel (MHz)	Frequency Range (MHz)	Frequency (MHz)	Result (dBm/MHz)	Result (μW/MHz)	Limit (μW/MHz)	P/F
NV	2.4G	2402	30~1000	941.7	-49.305	0.012	2.5	Pass
NV	2.4G	2402	1000~2387	2300.9	-47.764	0.017	2.5	Pass
NV	2.4G	2402	2387~2400	2400.0	-35.42	0.287	25	Pass
NV	2.4G	2402	2483.5~2496.5	2494.8	-49.014	0.013	25	Pass
NV	2.4G	2402	2496.5~12500	4799.6	-46.587	0.022	2.5	Pass
LV	2.4G	2402	30~1000	944.7	-49.736	0.011	2.5	Pass
LV	2.4G	2402	1000~2387	2206.5	-47.76	0.017	2.5	Pass
LV	2.4G	2402	2387~2400	2400	-35.652	0.272	25	Pass
LV	2.4G	2402	2483.5~2496.5	2494.5	-49.046	0.012	25	Pass
LV	2.4G	2402	2496.5~12500	5750.9	-38.308	0.148	2.5	Pass
HV	2.4G	2402	30~1000	684.4	-48.845	0.013	2.5	Pass
HV	2.4G	2402	1000~2387	2287.0	-48.247	0.015	2.5	Pass
HV	2.4G	2402	2387~2400	2400	-35.492	0.282	25	Pass
HV	2.4G	2402	2483.5~2496.5	2486.7	-48.788	0.013	25	Pass
HV	2.4G	2402	2496.5~12500	5240.2	-46.045	0.025	2.5	Pass
NV	2.4G	2440	30~1000	460.1	-49.386	0.012	2.5	Pass
NV	2.4G	2440	1000~2387	2185.7	-48.151	0.015	2.5	Pass
NV	2.4G	2440	2387~2400	2398.9	-48.977	0.013	25	Pass
NV	2.4G	2440	2483.5~2496.5	2484.6	-48.848	0.013	25	Pass
NV	2.4G	2440	2496.5~12500	6251.6	-46.551	0.022	2.5	Pass
LV	2.4G	2440	30~1000	894.2	-49.121	0.012	2.5	Pass
LV	2.4G	2440	1000~2387	2255.1	-47.744	0.017	2.5	Pass
LV	2.4G	2440	2387~2400	2387.8	-48.914	0.013	25	Pass
LV	2.4G	2440	2483.5~2496.5	2486.2	-48.849	0.013	25	Pass
LV	2.4G	2440	2496.5~12500	7222.9	-45.665	0.027	2.5	Pass
HV	2.4G	2440	30~1000	870.9	-49.17	0.012	2.5	Pass
HV	2.4G	2440	1000~2387	2224.6	-47.523	0.018	2.5	Pass

Any report having not been signed by authorized approver, or having been altered without authorization, or having not been stamped by the "Dedicated Testing/Inspection Stamp" is deemed to be invalid. Copying or excerpting portion of, or altering the content of the report is not permitted without the written authorization of AGC. The test results presented in the report apply only to the tested sample. Any objections to report issued by AGC should be submitted to AGC within 15days after the issuance of the test report. Further enquiry of validity or verification of the test report should be addressed to AGC by agc01@agccert.com.

HV	2.4G	2440	2387~2400	2396.3	-48.82	0.013	25	Pass
HV	2.4G	2440	2483.5~2496.5	2491.0	-48.955	0.013	25	Pass
HV	2.4G	2440	2496.5~12500	5780.9	-46.591	0.022	2.5	Pass
NV	2.4G	2480	30~1000	836.9	-49.516	0.011	2.5	Pass
NV	2.4G	2480	1000~2387	1747.0	-29.571	1.104	2.5	Pass
NV	2.4G	2480	2387~2400	2397.6	-48.96	0.013	25	Pass
NV	2.4G	2480	2483.5~2496.5	2483.7	-47.13	0.019	25	Pass
NV	2.4G	2480	2496.5~12500	7753.6	-46.073	0.025	2.5	Pass
LV	2.4G	2480	30~1000	203.8	-48.837	0.013	2.5	Pass
LV	2.4G	2480	1000~2387	2123.2	-48.103	0.015	2.5	Pass
LV	2.4G	2480	2387~2400	2397.0	-49.023	0.013	25	Pass
LV	2.4G	2480	2483.5~2496.5	2483.6	-47.556	0.018	25	Pass
LV	2.4G	2480	2496.5~12500	6321.7	-46.733	0.021	2.5	Pass
HV	2.4G	2480	30~1000	910.7	-48.757	0.013	2.5	Pass
HV	2.4G	2480	1000~2387	2256.5	-48.716	0.013	2.5	Pass
HV	2.4G	2480	2387~2400	2398.8	-48.982	0.013	25	Pass
HV	2.4G	2480	2483.5~2496.5	2483.7	-47.481	0.018	25	Pass
HV	2.4G	2480	2496.5~12500	5670.8	-46.104	0.025	2.5	Pass

Any report having not been signed by authorized approver, or having been altered without authorization, or having not been stamped by the "Dedicated Testing/Inspection Stamp" is deemed to be invalid. Copying or excerpting portion of, or altering the content of the report is not permitted without the written authorization of AGC. The test results presented in the report apply only to the tested sample. Any objections to report issued by AGC should be submitted to AGC within 15days after the issuance of the test report. Further enquiry of validity or verification of the test report should be addressed to AGC by agc01@agccert.com.

Test Graphs of Unwanted Emission Strength

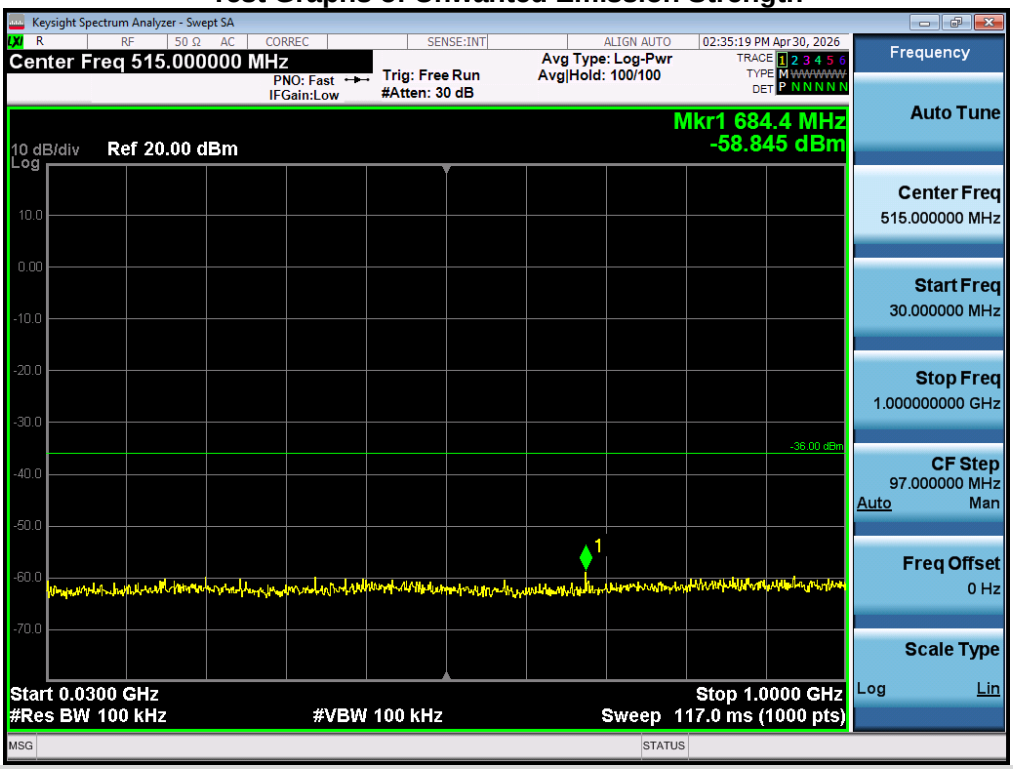

Test_Graph_SRD_2.4G_ANT1_2402_30_1000MHz_HV

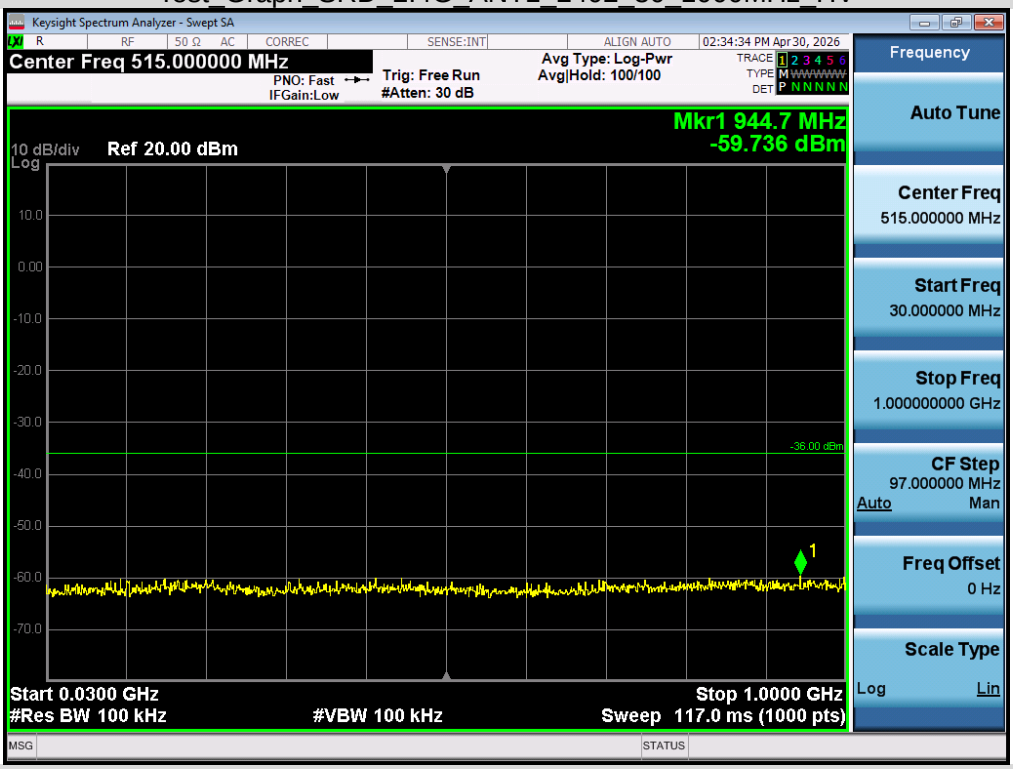

Test_Graph_SRD_2.4G_ANT1_2402_30_1000MHz_LV

Any report having not been signed by authorized approver, or having been altered without authorization, or having not been stamped by the "Dedicated Testing/Inspection Stamp" is deemed to be invalid. Copying or excerpting portion of, or altering the content of the report is not permitted without the written authorization of AGC. The test results presented in the report apply only to the tested sample. Any objections to report issued by AGC should be submitted to AGC within 15days after the issuance of the test report. Further enquiry of validity or verification of the test report should be addressed to AGC by agc01@agccert.com.

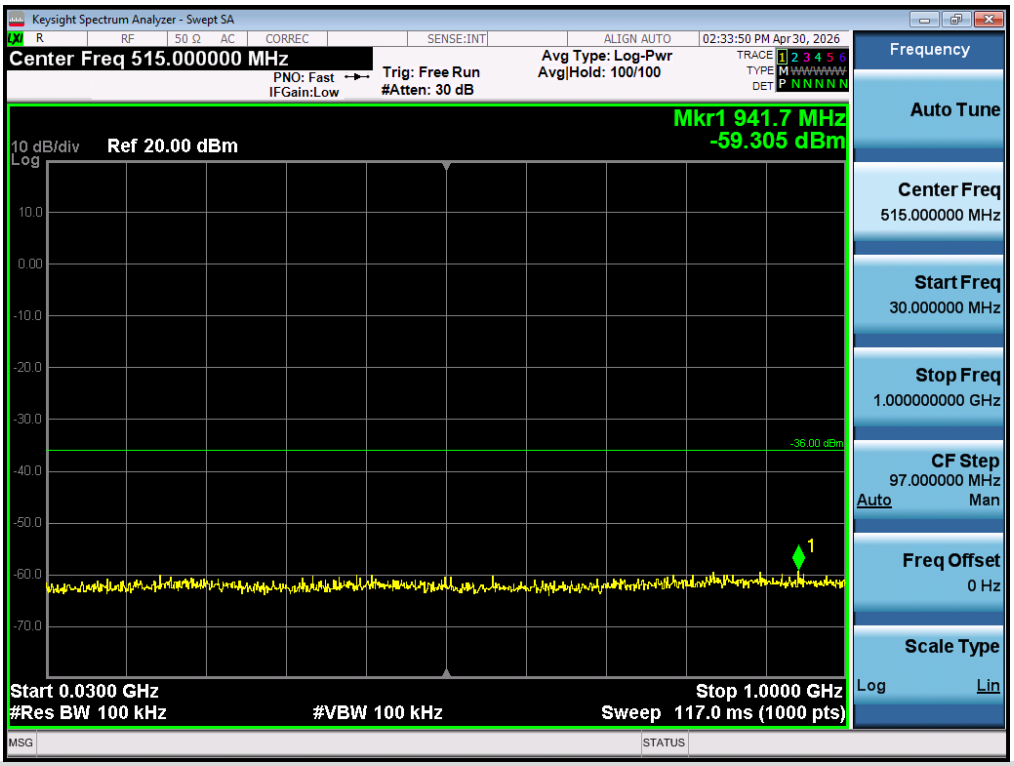

Test_Graph_SRD_2.4G_ANT1_2402_30_1000MHz_NV

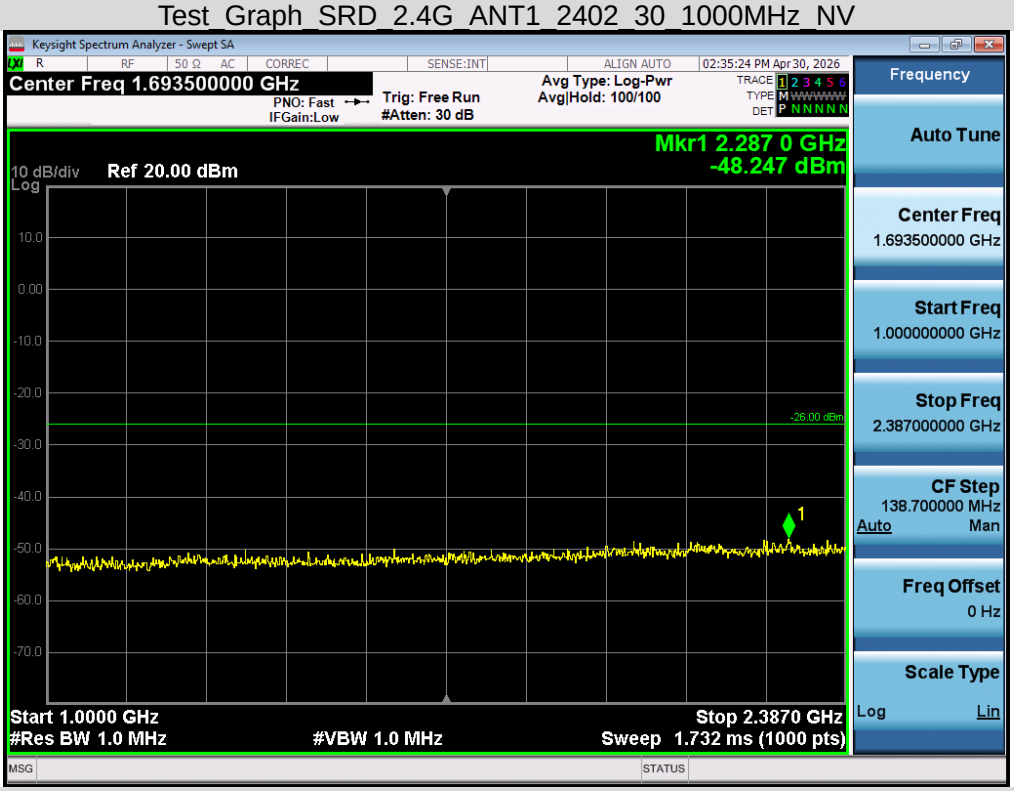

Test_Graph_SRD_2.4G_ANT1_2402_1000_2387MHz_HV

Any report having not been signed by authorized approver, or having been altered without authorization, or having not been stamped by the "Dedicated Testing/Inspection Stamp" is deemed to be invalid. Copying or excerpting portion of, or altering the content of the report is not permitted without the written authorization of AGC. The test results presented in the report apply only to the tested sample. Any objections to report issued by AGC should be submitted to AGC within 15days after the issuance of the test report. Further enquiry of validity or verification of the test report should be addressed to AGC by agc01@agccert.com.

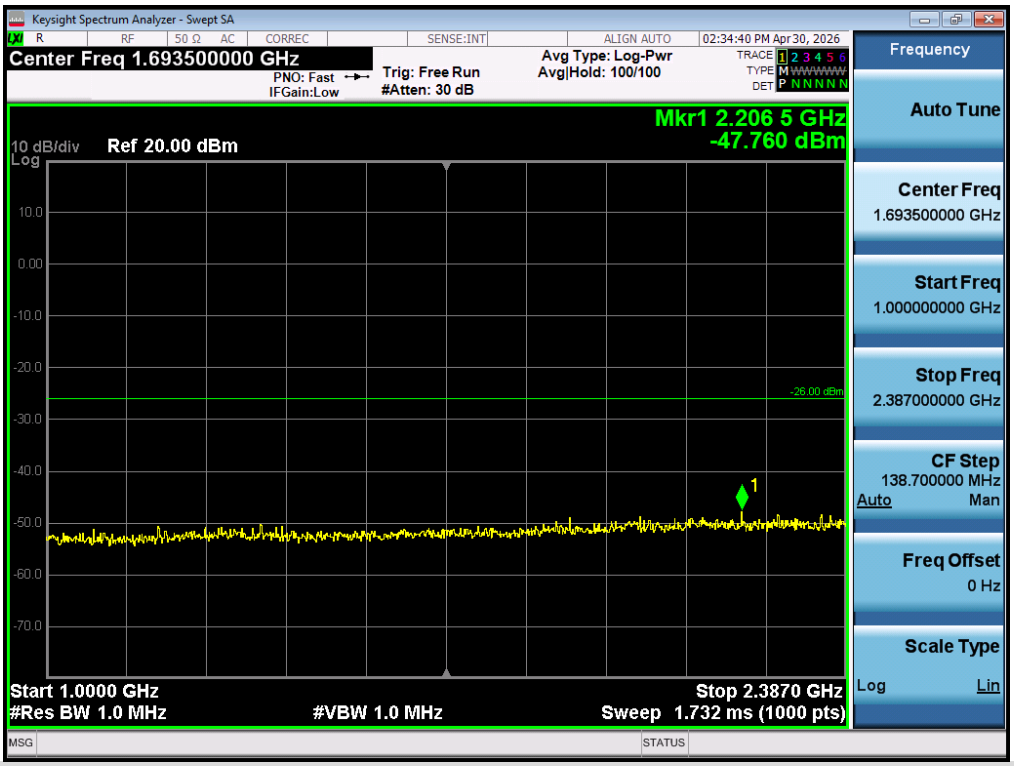

Test_Graph_SRD_2.4G_ANT1_2402_1000_2387MHz_LV

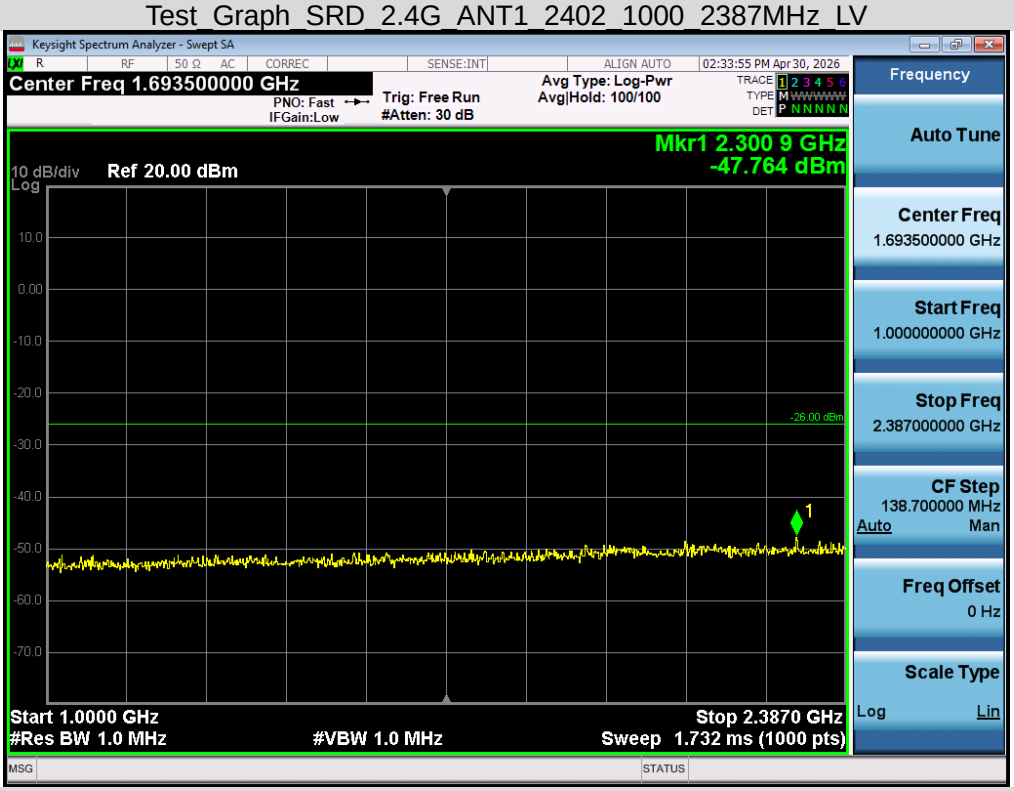

Test_Graph_SRD_2.4G_ANT1_2402_1000_2387MHz_NV

Any report having not been signed by authorized approver, or having been altered without authorization, or having not been stamped by the "Dedicated Testing/Inspection Stamp" is deemed to be invalid. Copying or excerpting portion of, or altering the content of the report is not permitted without the written authorization of AGC. The test results presented in the report apply only to the tested sample. Any objections to report issued by AGC should be submitted to AGC within 15days after the issuance of the test report. Further enquiry of validity or verification of the test report should be addressed to AGC by agc01@agccert.com.

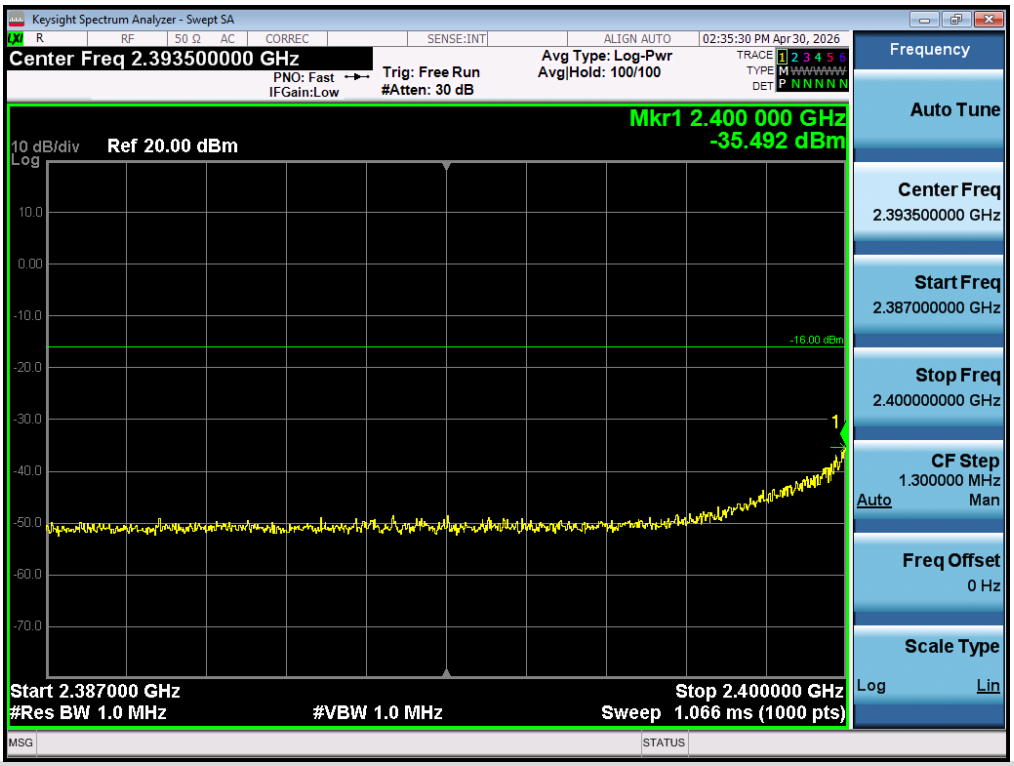

Test_Graph_SRD_2.4G_ANT1_2402_2387_2400MHz_HV

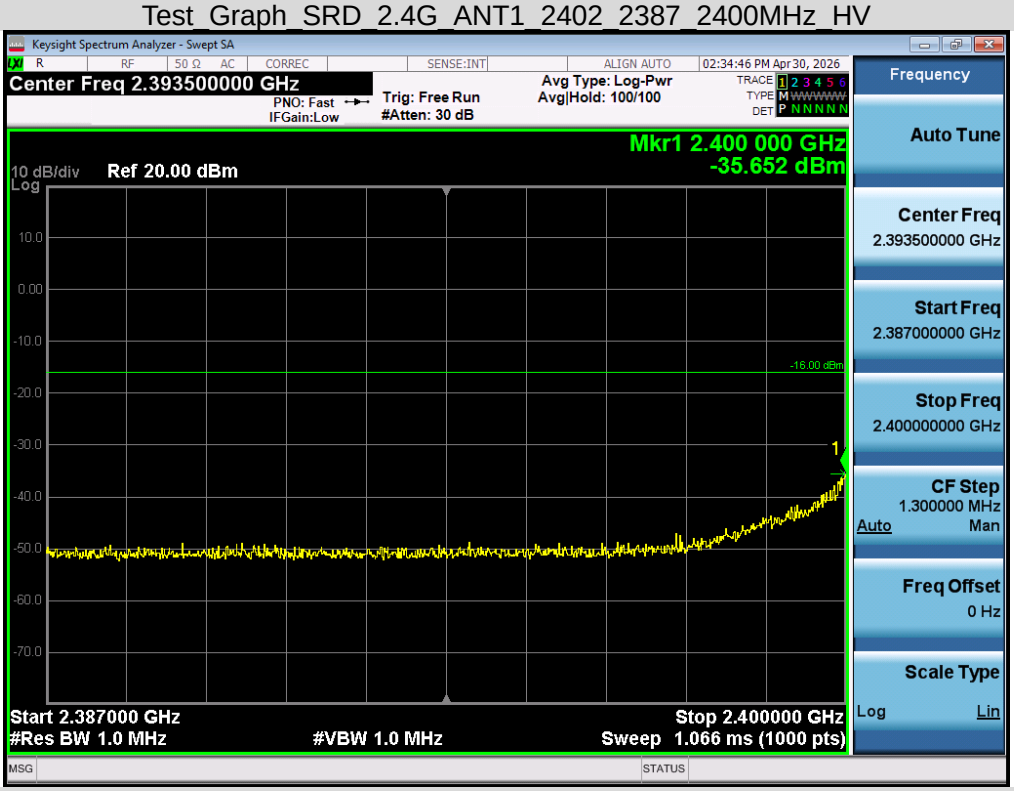

Test_Graph_SRD_2.4G_ANT1_2402_2387_2400MHz_LV

Any report having not been signed by authorized approver, or having been altered without authorization, or having not been stamped by the "Dedicated Testing/Inspection Stamp" is deemed to be invalid. Copying or excerpting portion of, or altering the content of the report is not permitted without the written authorization of AGC. The test results presented in the report apply only to the tested sample. Any objections to report issued by AGC should be submitted to AGC within 15days after the issuance of the test report. Further enquiry of validity or verification of the test report should be addressed to AGC by agc01@agccert.com.

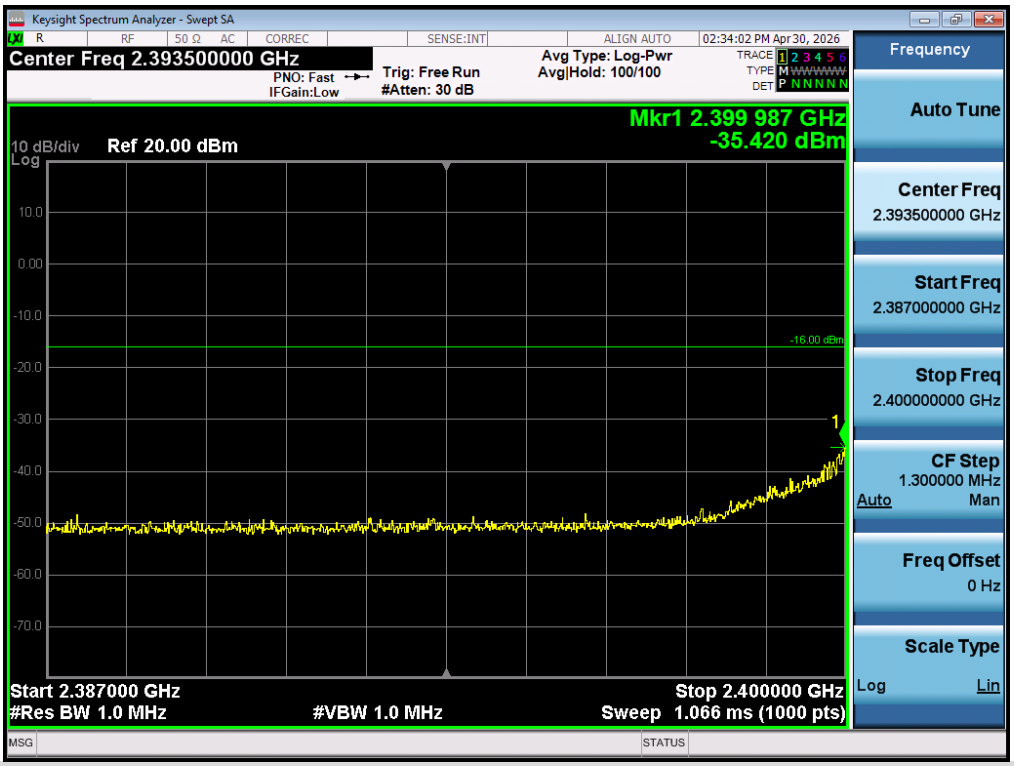

Test_Graph_SRD_2.4G_ANT1_2402_2387_2400MHz_NV

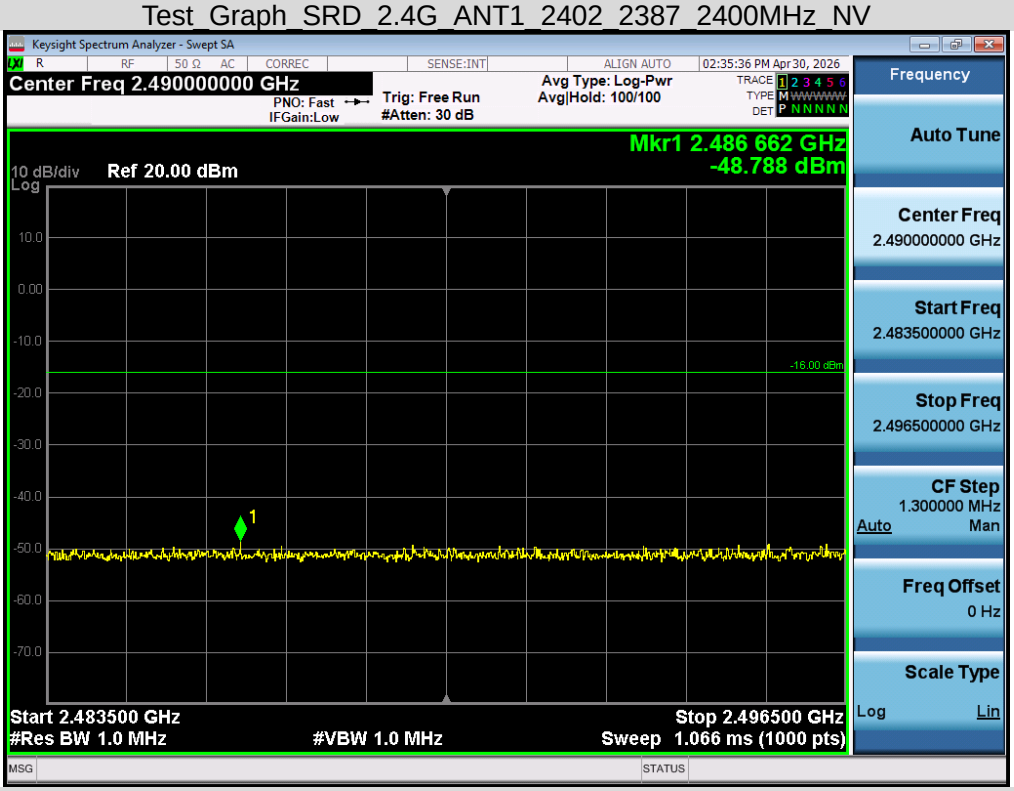

Test_Graph_SRD_2.4G_ANT1_2402_2483.5_2496.5MHz_HV

Any report having not been signed by authorized approver, or having been altered without authorization, or having not been stamped by the "Dedicated Testing/Inspection Stamp" is deemed to be invalid. Copying or excerpting portion of, or altering the content of the report is not permitted without the written authorization of AGC. The test results presented in the report apply only to the tested sample. Any objections to report issued by AGC should be submitted to AGC within 15days after the issuance of the test report. Further enquiry of validity or verification of the test report should be addressed to AGC by agc01@agccert.com.

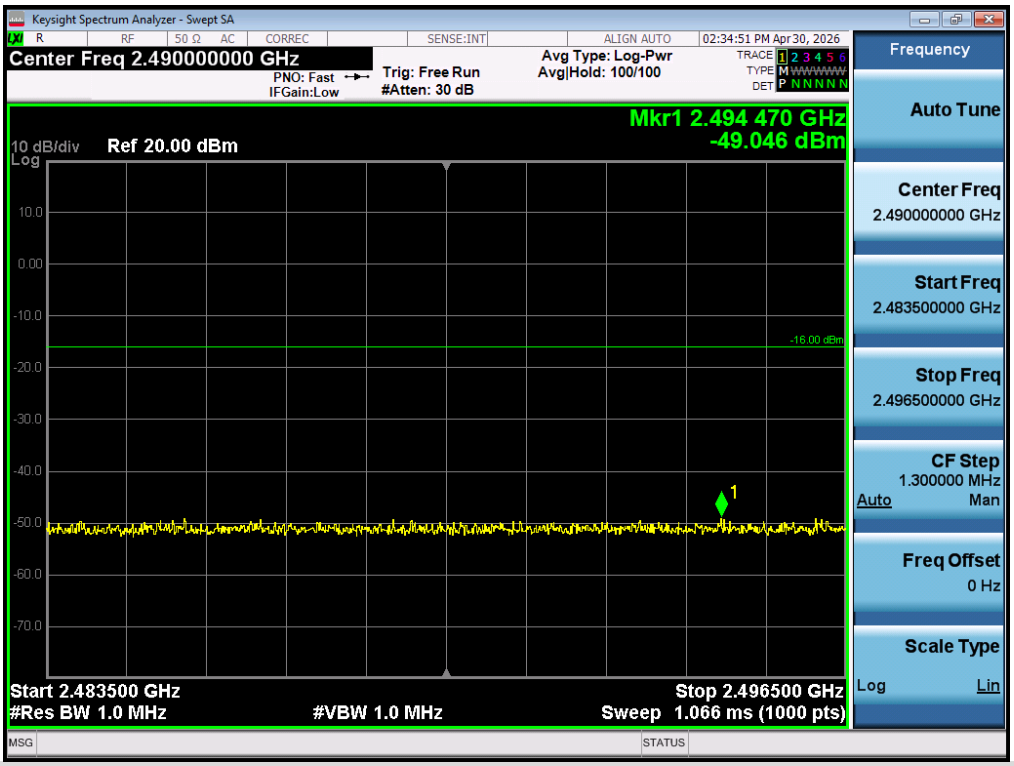

Test_Graph_SRD_2.4G_ANT1_2402_2483.5_2496.5MHz_LV

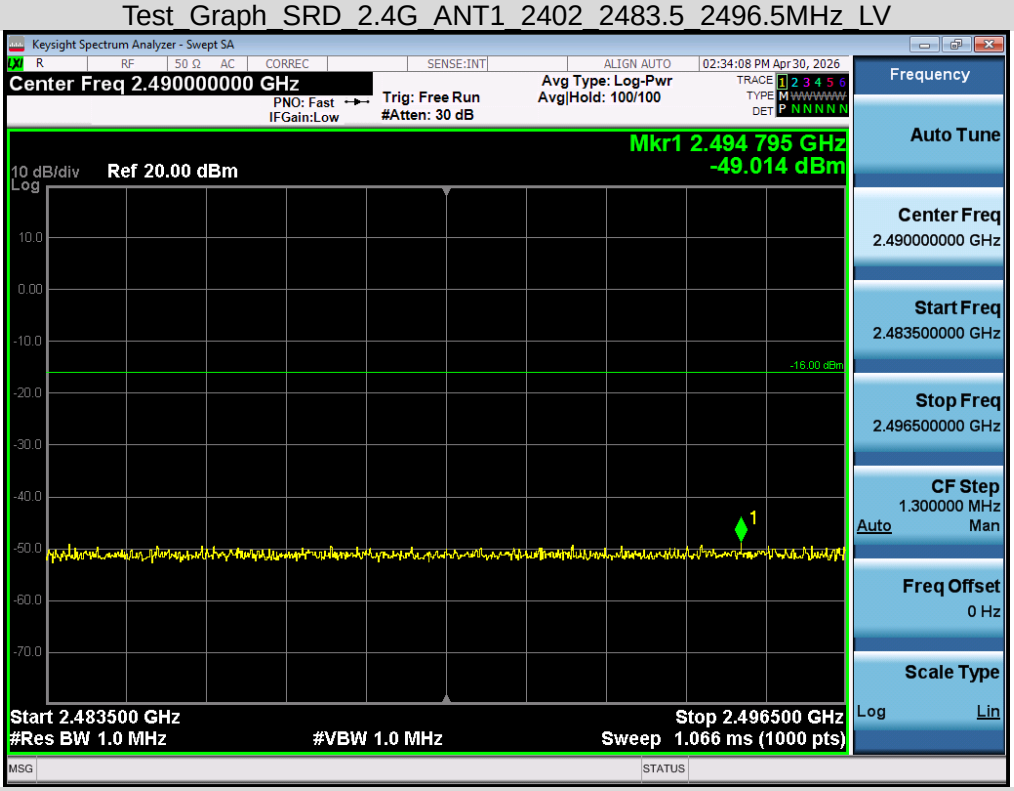

Test_Graph_SRD_2.4G_ANT1_2402_2483.5_2496.5MHz_NV

Any report having not been signed by authorized approver, or having been altered without authorization, or having not been stamped by the "Dedicated Testing/Inspection Stamp" is deemed to be invalid. Copying or excerpting portion of, or altering the content of the report is not permitted without the written authorization of AGC. The test results presented in the report apply only to the tested sample. Any objections to report issued by AGC should be submitted to AGC within 15days after the issuance of the test report. Further enquiry of validity or verification of the test report should be addressed to AGC by agc01@agccert.com.

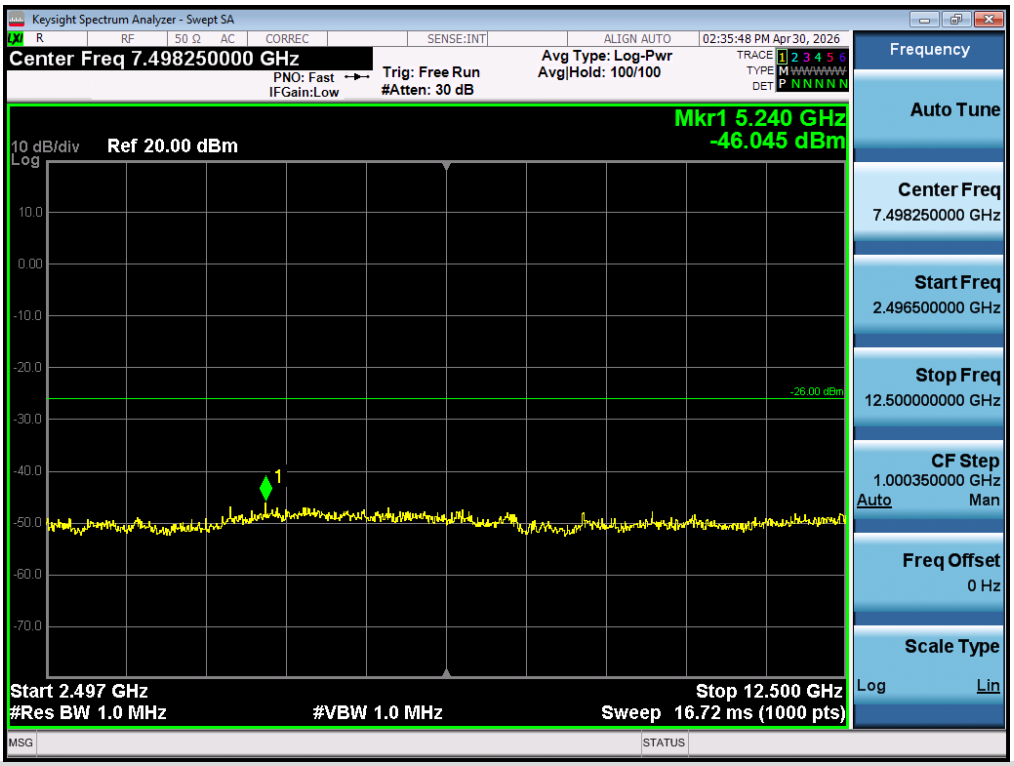

Test_Graph_SRD_2.4G_ANT1_2402_2496.5_12500MHz_HV

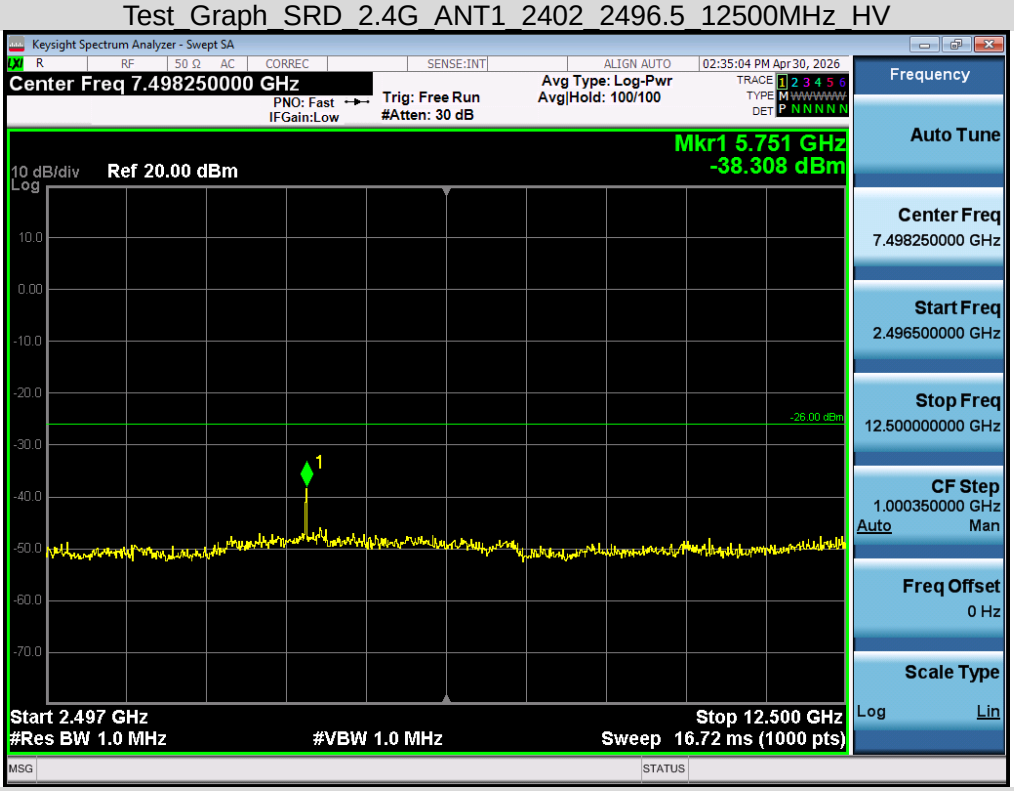

Test_Graph_SRD_2.4G_ANT1_2402_2496.5_12500MHz_LV

Any report having not been signed by authorized approver, or having been altered without authorization, or having not been stamped by the "Dedicated Testing/Inspection Stamp" is deemed to be invalid. Copying or excerpting portion of, or altering the content of the report is not permitted without the written authorization of AGC. The test results presented in the report apply only to the tested sample. Any objections to report issued by AGC should be submitted to AGC within 15days after the issuance of the test report. Further enquiry of validity or verification of the test report should be addressed to AGC by agc01@agccert.com.

Test_Graph_SRD_2.4G_ANT1_2402_2496.5_12500MHz_NV

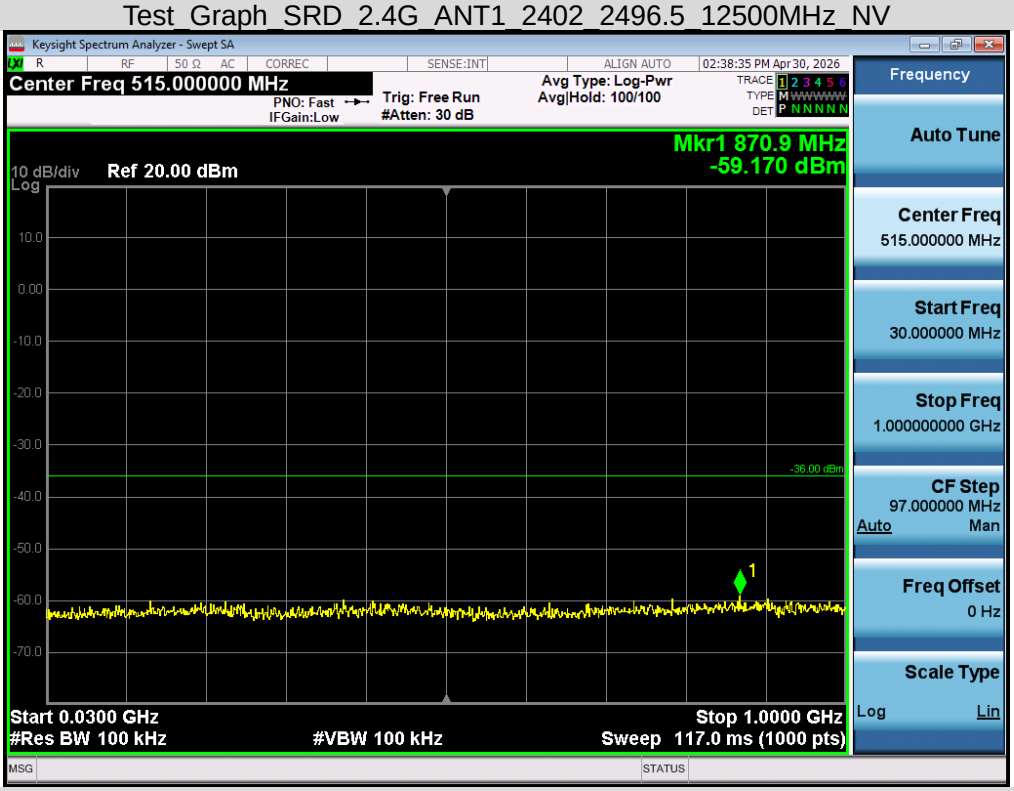

Test_Graph_SRD_2.4G_ANT1_2440_30_1000MHz_HV

Any report having not been signed by authorized approver, or having been altered without authorization, or having not been stamped by the "Dedicated Testing/Inspection Stamp" is deemed to be invalid. Copying or excerpting portion of, or altering the content of the report is not permitted without the written authorization of AGC. The test results presented in the report apply only to the tested sample. Any objections to report issued by AGC should be submitted to AGC within 15days after the issuance of the test report. Further enquiry of validity or verification of the test report should be addressed to AGC by agc01@agccert.com.

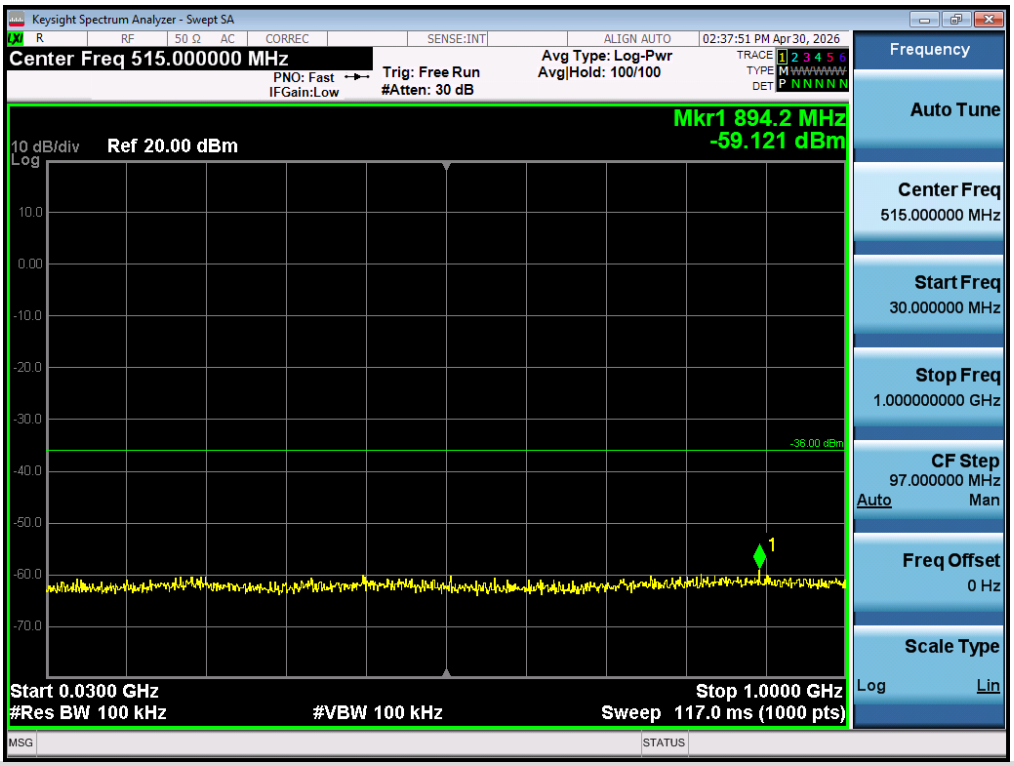

Test_Graph_SRD_2.4G_ANT1_2440_30_1000MHz_LV

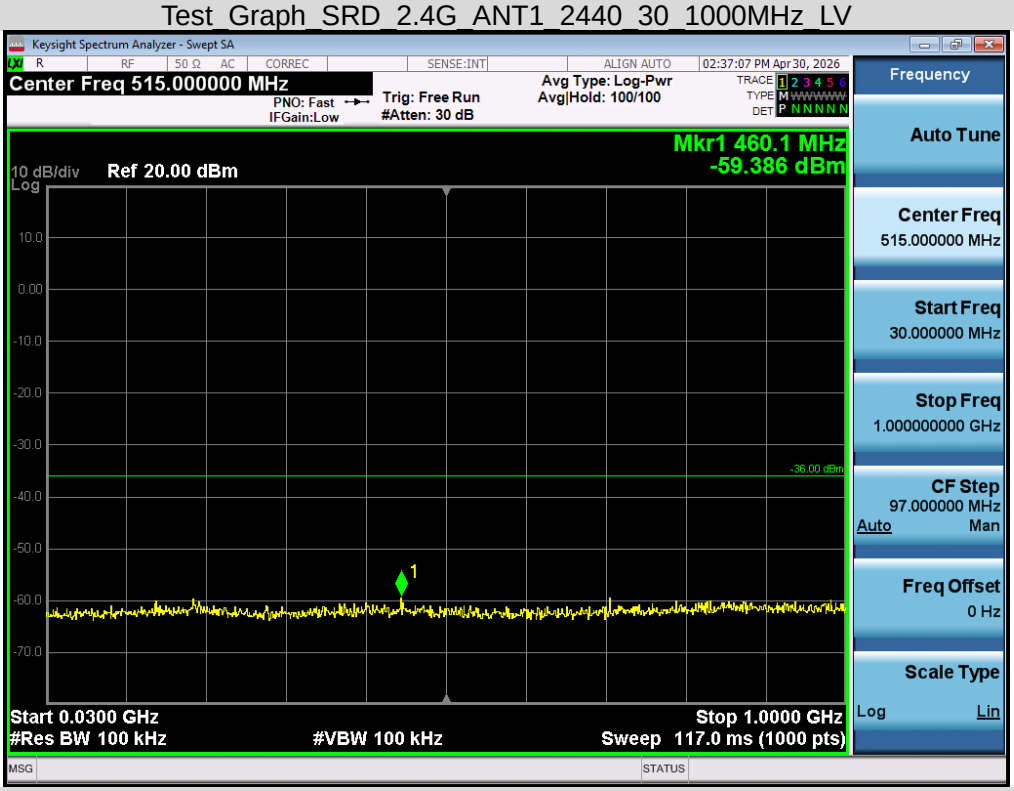

Test_Graph_SRD_2.4G_ANT1_2440_30_1000MHz_NV

Any report having not been signed by authorized approver, or having been altered without authorization, or having not been stamped by the "Dedicated Testing/Inspection Stamp" is deemed to be invalid. Copying or excerpting portion of, or altering the content of the report is not permitted without the written authorization of AGC. The test results presented in the report apply only to the tested sample. Any objections to report issued by AGC should be submitted to AGC within 15days after the issuance of the test report. Further enquiry of validity or verification of the test report should be addressed to AGC by agc01@agccert.com.

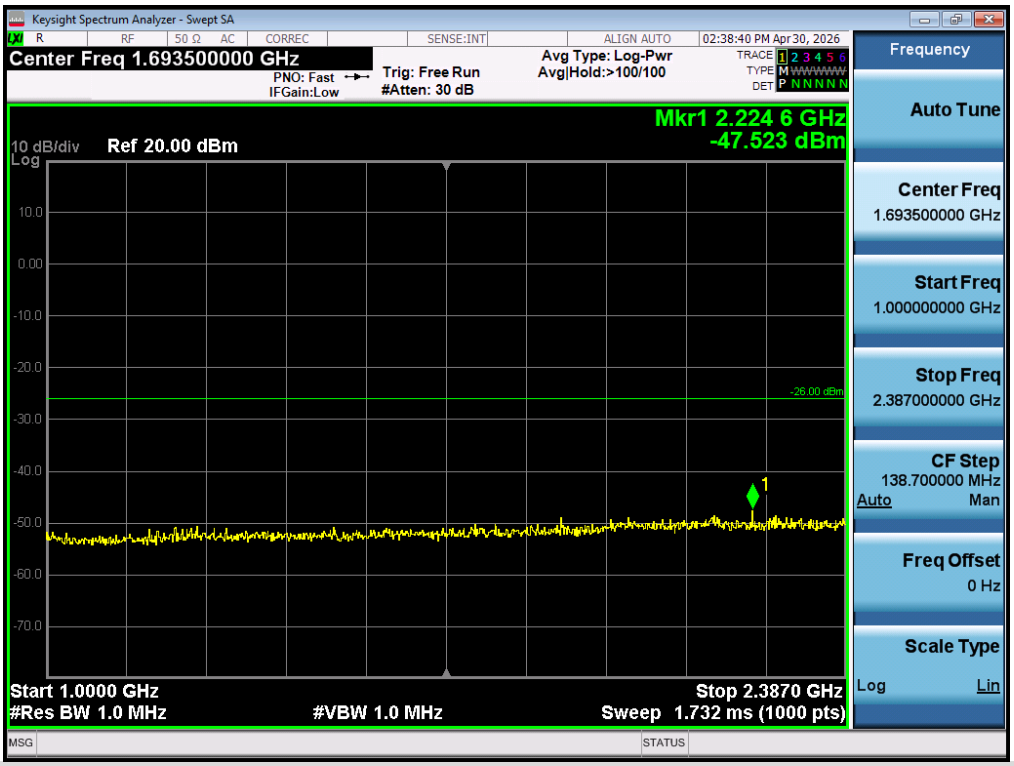

Test_Graph_SRD_2.4G_ANT1_2440_1000_2387MHz_HV

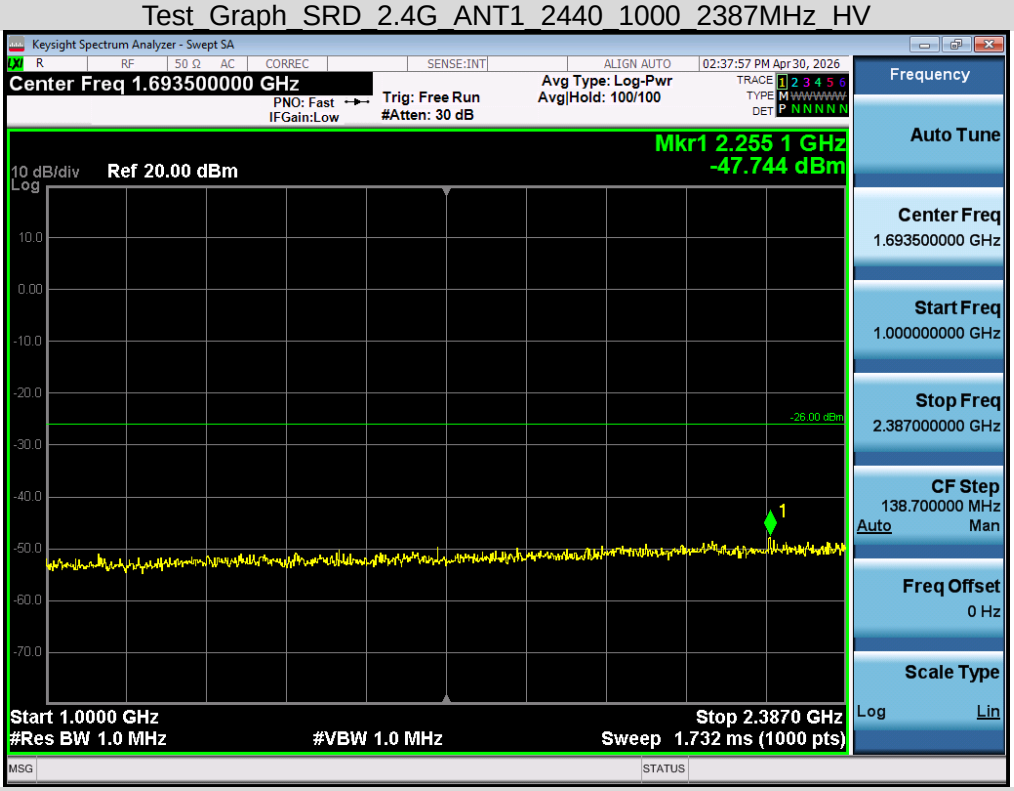

Test_Graph_SRD_2.4G_ANT1_2440_1000_2387MHz_LV

Any report having not been signed by authorized approver, or having been altered without authorization, or having not been stamped by the "Dedicated Testing/Inspection Stamp" is deemed to be invalid. Copying or excerpting portion of, or altering the content of the report is not permitted without the written authorization of AGC. The test results presented in the report apply only to the tested sample. Any objections to report issued by AGC should be submitted to AGC within 15days after the issuance of the test report. Further enquiry of validity or verification of the test report should be addressed to AGC by agc01@agccert.com.

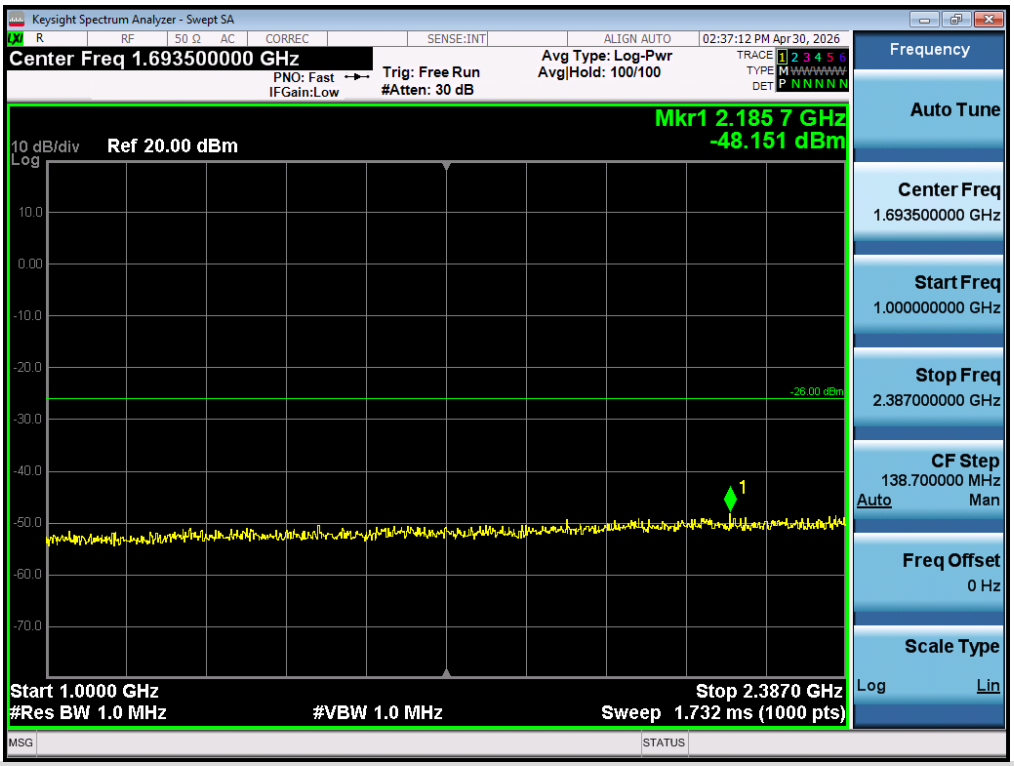

Test_Graph_SRD_2.4G_ANT1_2440_1000_2387MHz_NV

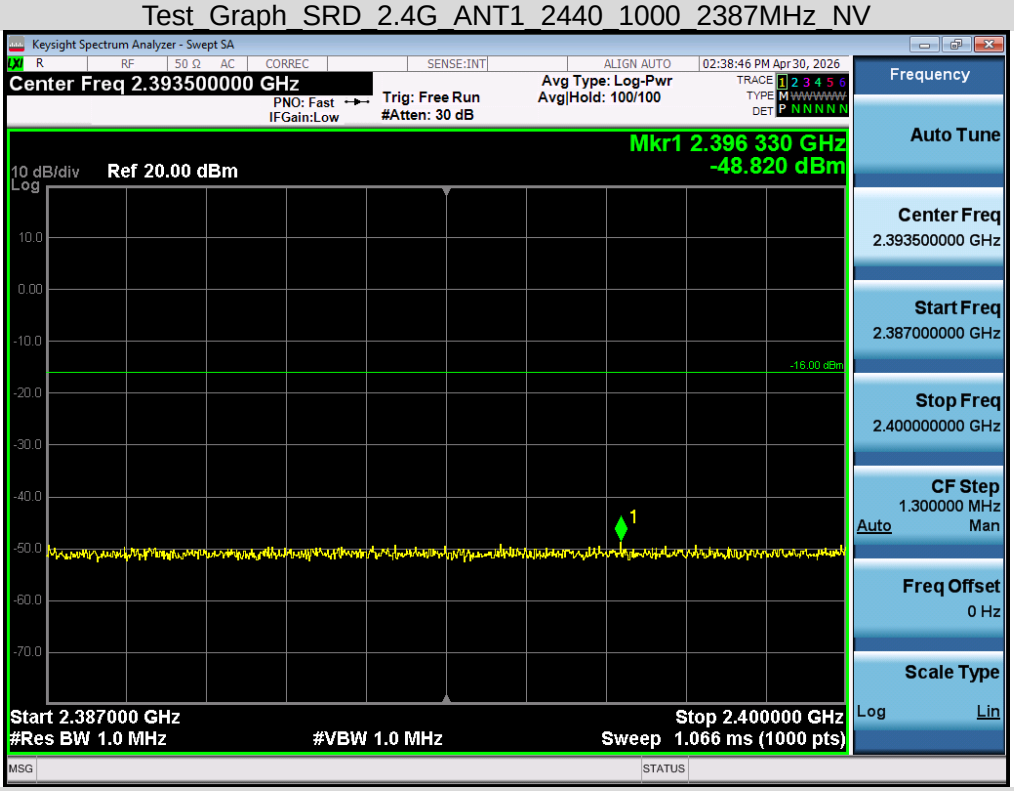

Test_Graph_SRD_2.4G_ANT1_2440_2387_2400MHz_HV

Any report having not been signed by authorized approver, or having been altered without authorization, or having not been stamped by the "Dedicated Testing/Inspection Stamp" is deemed to be invalid. Copying or excerpting portion of, or altering the content of the report is not permitted without the written authorization of AGC. The test results presented in the report apply only to the tested sample. Any objections to report issued by AGC should be submitted to AGC within 15days after the issuance of the test report. Further enquiry of validity or verification of the test report should be addressed to AGC by agc01@agccert.com.

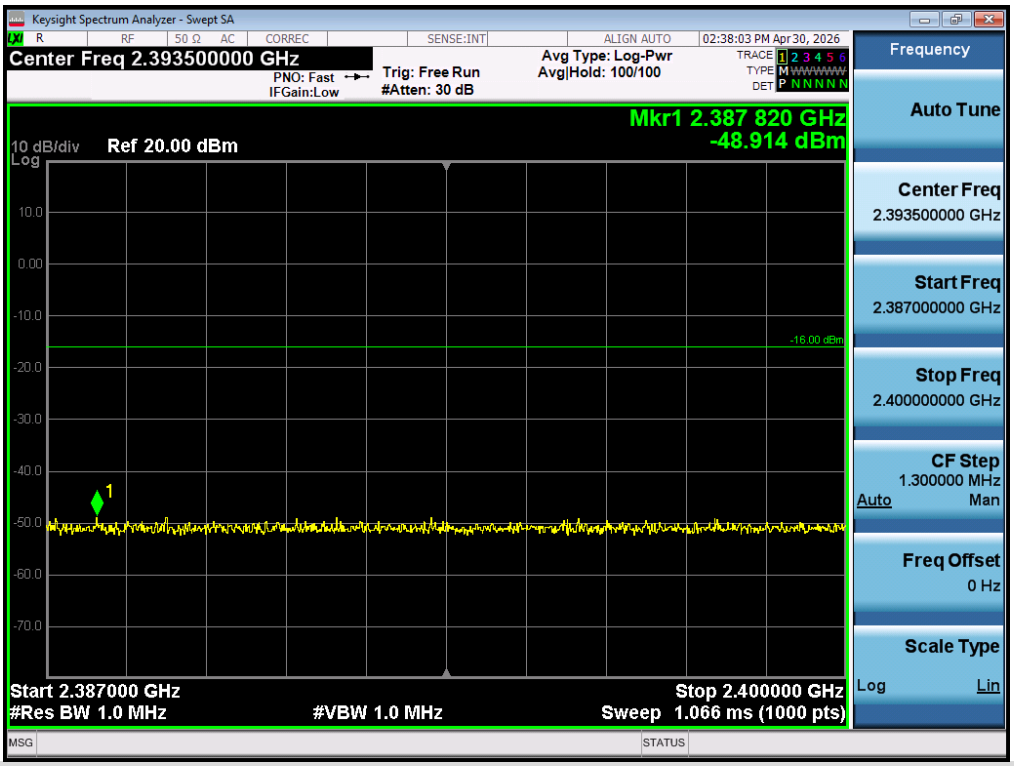

Test_Graph_SRD_2.4G_ANT1_2440_2387_2400MHz_LV

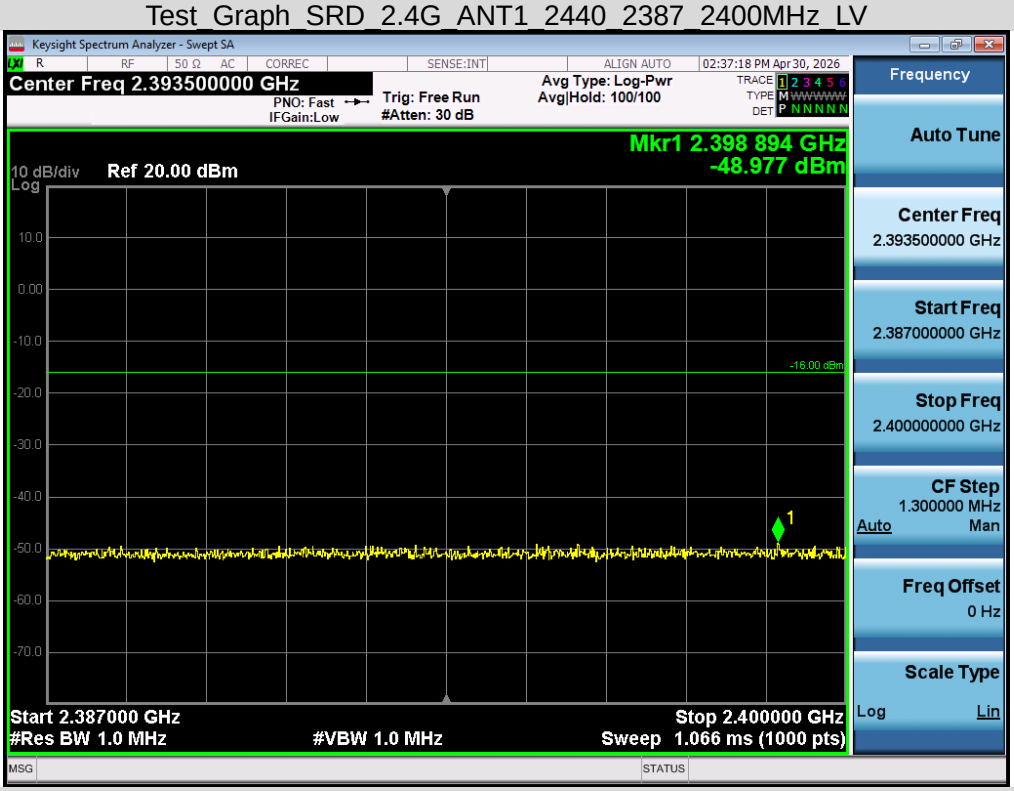

Test_Graph_SRD_2.4G_ANT1_2440_2387_2400MHz_NV

Any report having not been signed by authorized approver, or having been altered without authorization, or having not been stamped by the "Dedicated Testing/Inspection Stamp" is deemed to be invalid. Copying or excerpting portion of, or altering the content of the report is not permitted without the written authorization of AGC. The test results presented in the report apply only to the tested sample. Any objections to report issued by AGC should be submitted to AGC within 15days after the issuance of the test report. Further enquiry of validity or verification of the test report should be addressed to AGC by agc01@agccert.com.

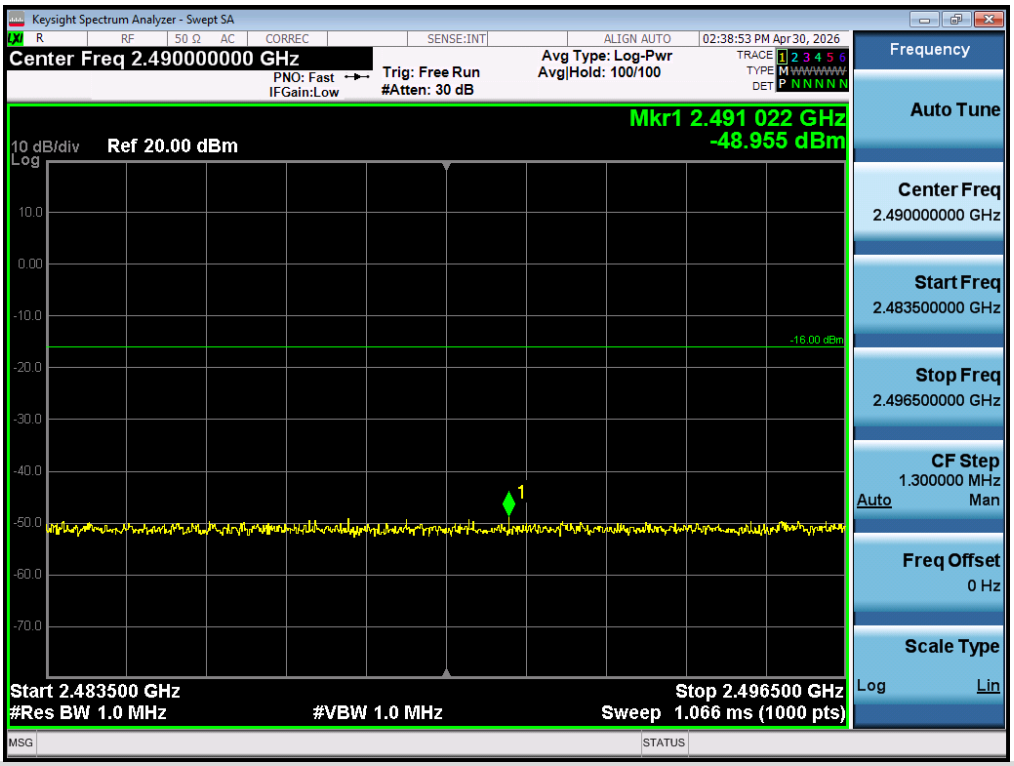

Test_Graph_SRD_2.4G_ANT1_2440_2483.5_2496.5MHz_HV

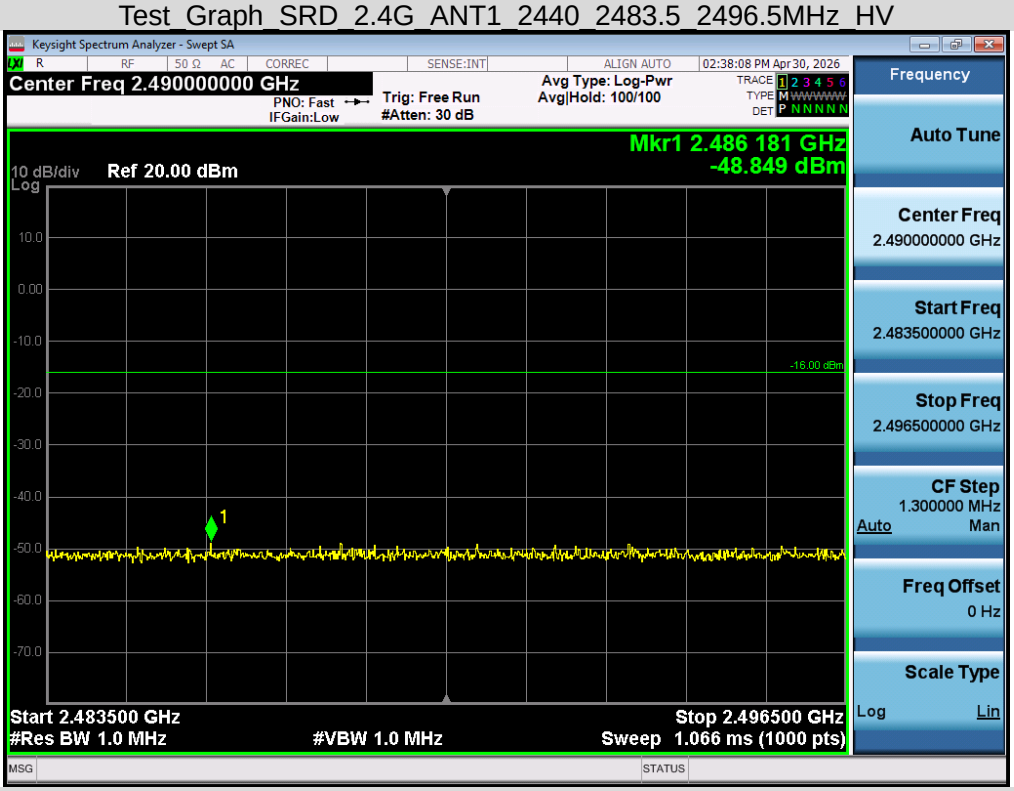

Test_Graph_SRD_2.4G_ANT1_2440_2483.5_2496.5MHz_LV

Any report having not been signed by authorized approver, or having been altered without authorization, or having not been stamped by the "Dedicated Testing/Inspection Stamp" is deemed to be invalid. Copying or excerpting portion of, or altering the content of the report is not permitted without the written authorization of AGC. The test results presented in the report apply only to the tested sample. Any objections to report issued by AGC should be submitted to AGC within 15days after the issuance of the test report. Further enquiry of validity or verification of the test report should be addressed to AGC by agc01@agccert.com.

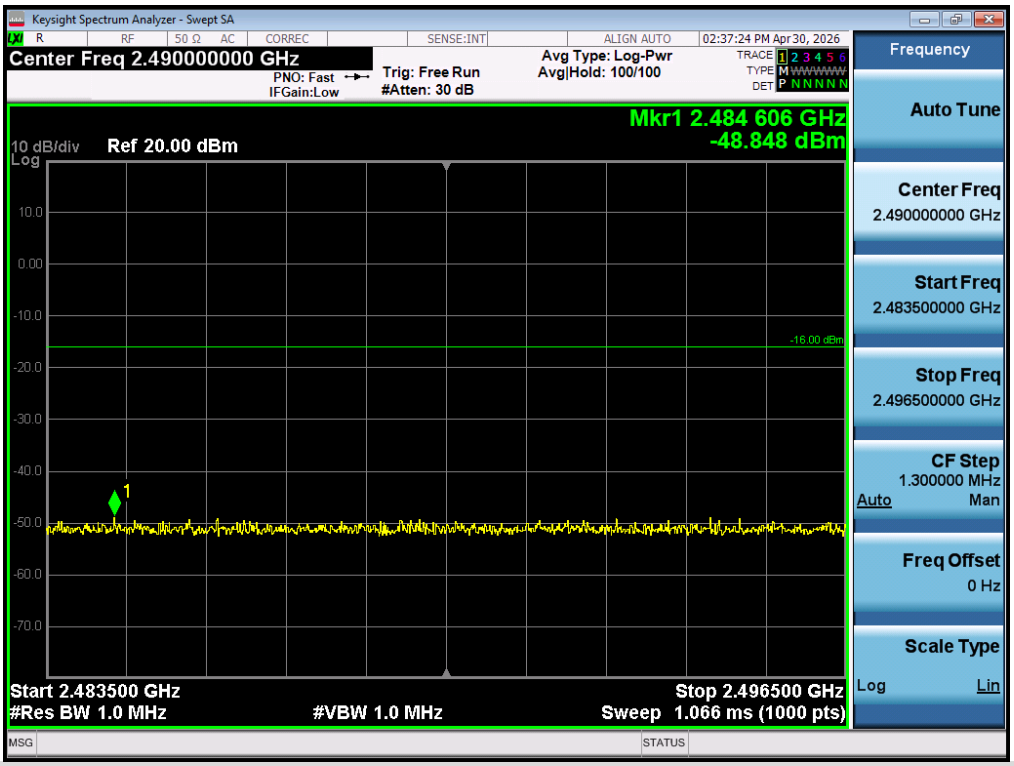

Test_Graph_SRD_2.4G_ANT1_2440_2483.5_2496.5MHz_NV

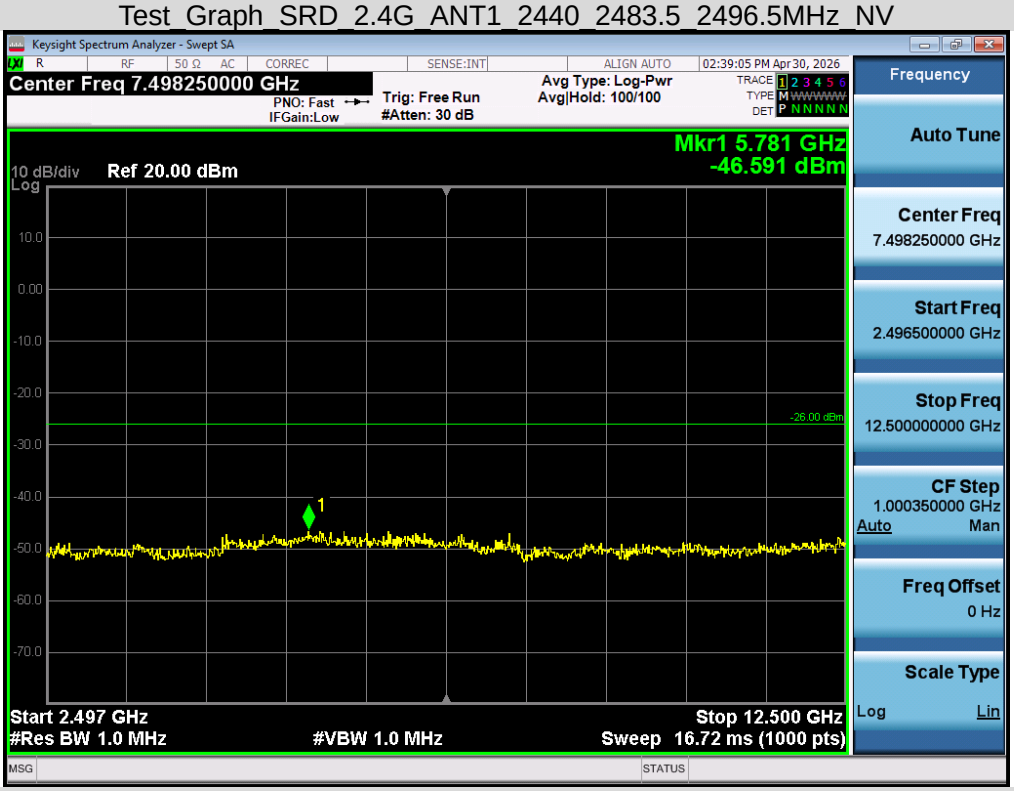

Test_Graph_SRD_2.4G_ANT1_2440_2496.5_12500MHz_HV

Any report having not been signed by authorized approver, or having been altered without authorization, or having not been stamped by the "Dedicated Testing/Inspection Stamp" is deemed to be invalid. Copying or excerpting portion of, or altering the content of the report is not permitted without the written authorization of AGC. The test results presented in the report apply only to the tested sample. Any objections to report issued by AGC should be submitted to AGC within 15days after the issuance of the test report. Further enquiry of validity or verification of the test report should be addressed to AGC by agc01@agccert.com.

Test_Graph_SRD_2.4G_ANT1_2440_2496.5_12500MHz_LV

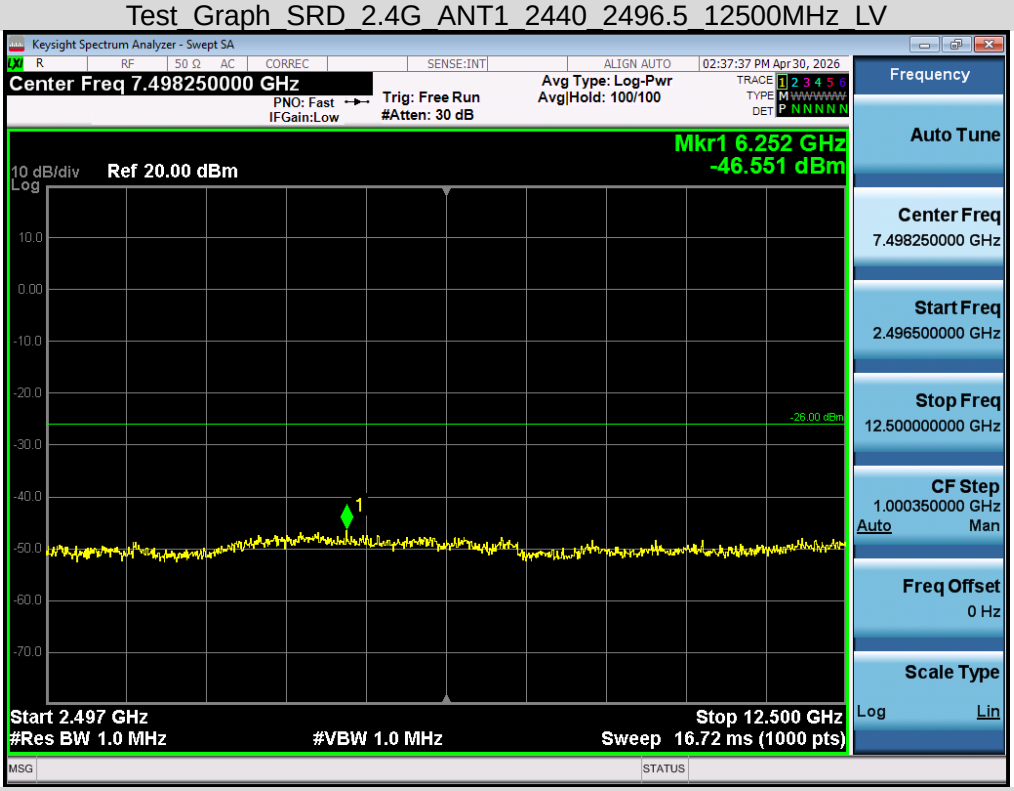

Test_Graph_SRD_2.4G_ANT1_2440_2496.5_12500MHz_NV

Any report having not been signed by authorized approver, or having been altered without authorization, or having not been stamped by the "Dedicated Testing/Inspection Stamp" is deemed to be invalid. Copying or excerpting portion of, or altering the content of the report is not permitted without the written authorization of AGC. The test results presented in the report apply only to the tested sample. Any objections to report issued by AGC should be submitted to AGC within 15days after the issuance of the test report. Further enquiry of validity or verification of the test report should be addressed to AGC by agc01@agccert.com.

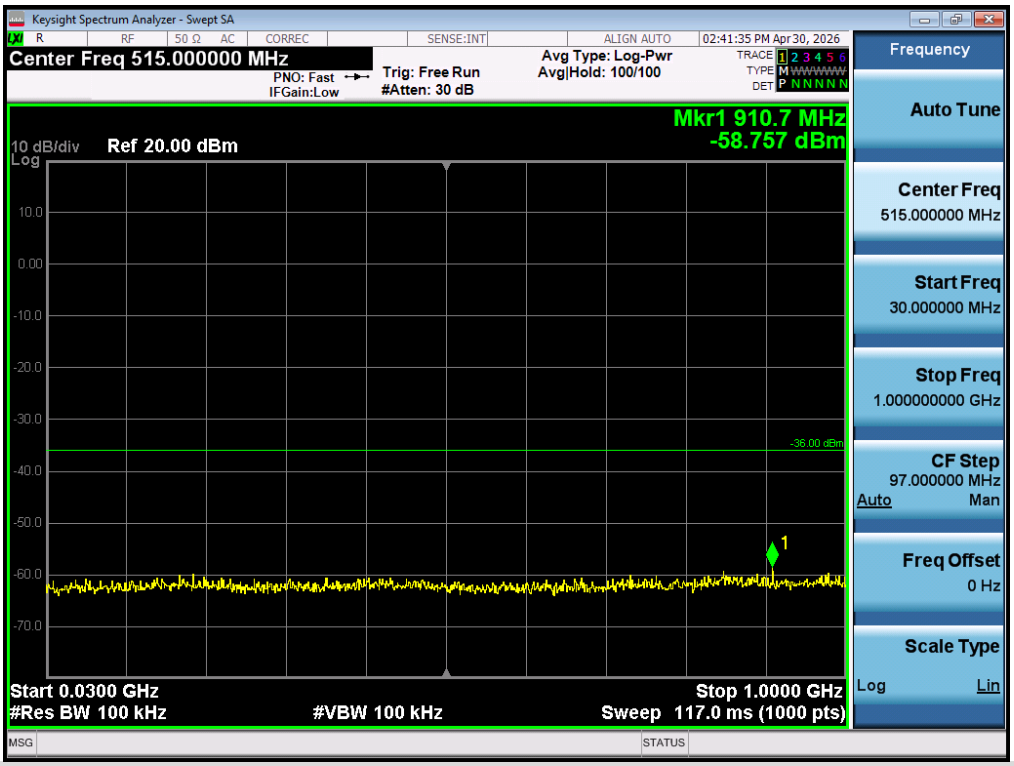

Test_Graph_SRD_2.4G_ANT1_2480_30_1000MHz_HV

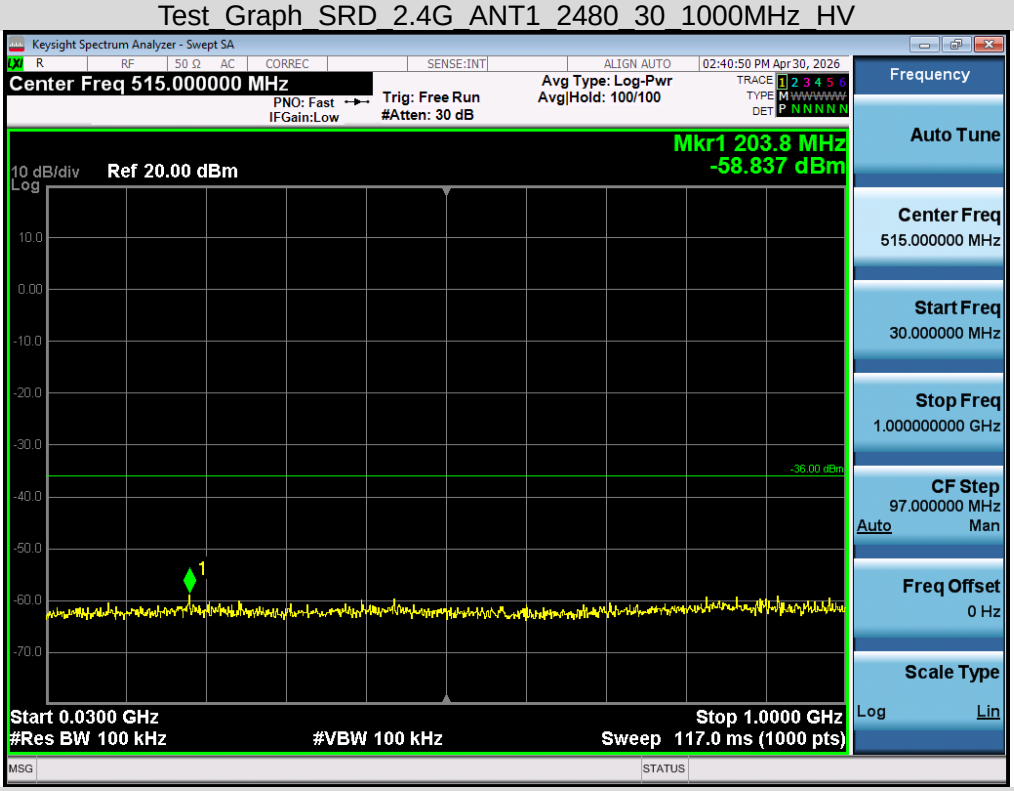

Test_Graph_SRD_2.4G_ANT1_2480_30_1000MHz_LV

Any report having not been signed by authorized approver, or having been altered without authorization, or having not been stamped by the "Dedicated Testing/Inspection Stamp" is deemed to be invalid. Copying or excerpting portion of, or altering the content of the report is not permitted without the written authorization of AGC. The test results presented in the report apply only to the tested sample. Any objections to report issued by AGC should be submitted to AGC within 15days after the issuance of the test report. Further enquiry of validity or verification of the test report should be addressed to AGC by agc01@agccert.com.

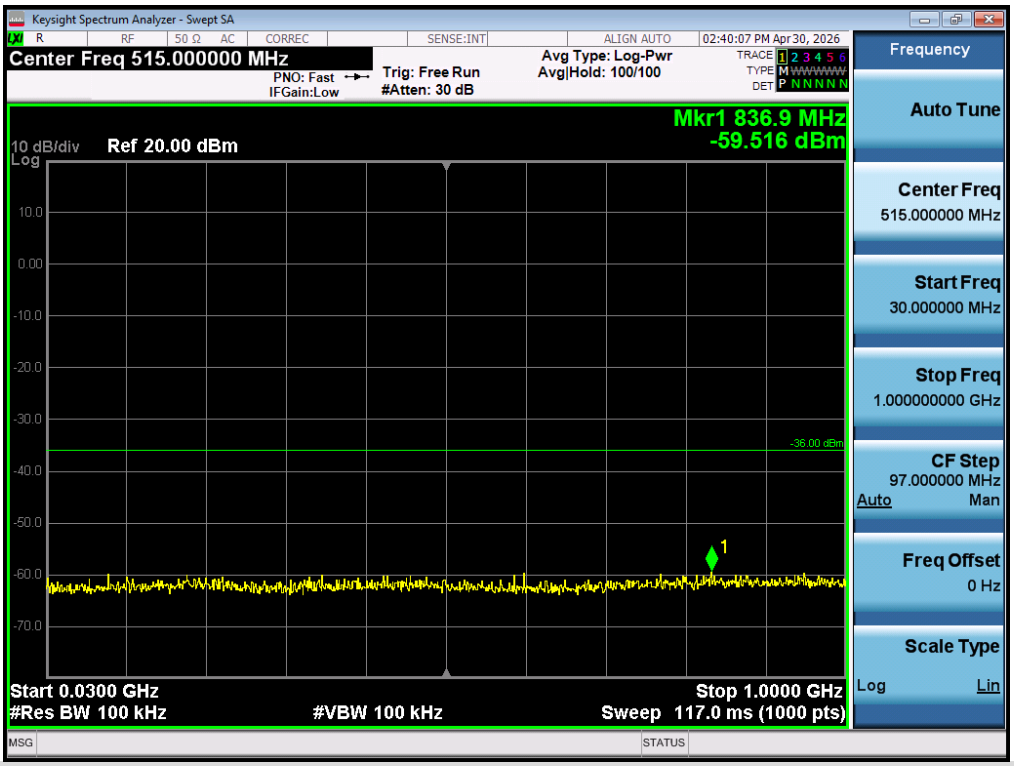

Test_Graph_SRD_2.4G_ANT1_2480_30_1000MHz_NV

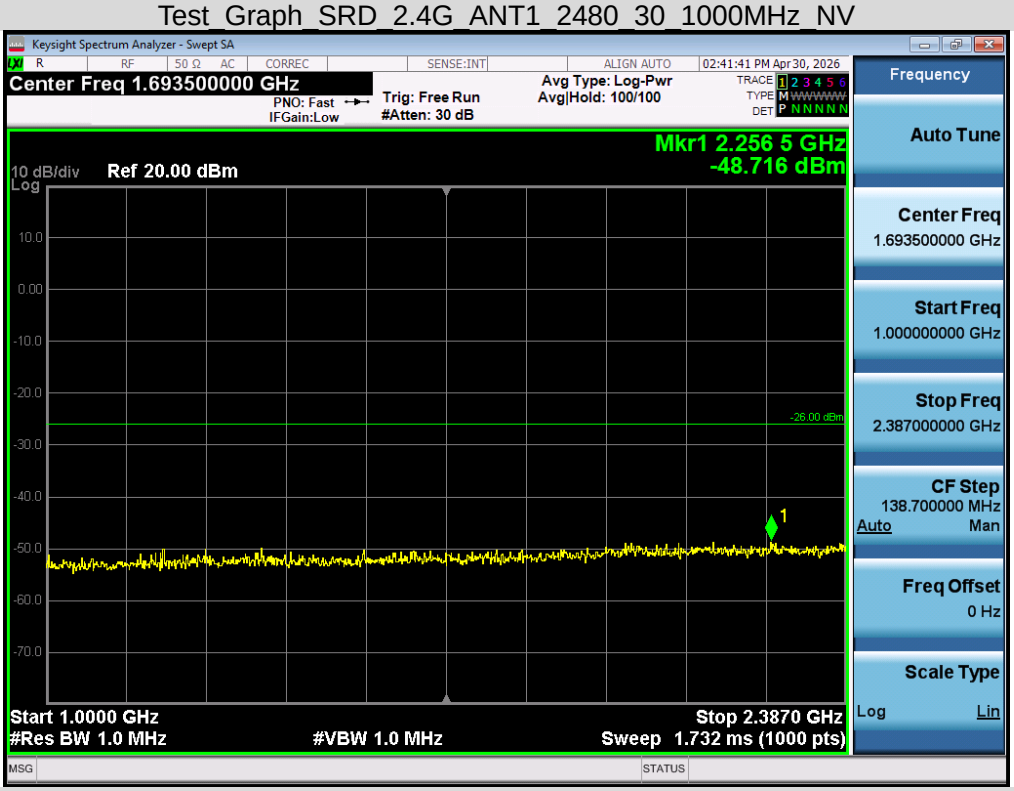

Test_Graph_SRD_2.4G_ANT1_2480_1000_2387MHz_HV

Any report having not been signed by authorized approver, or having been altered without authorization, or having not been stamped by the "Dedicated Testing/Inspection Stamp" is deemed to be invalid. Copying or excerpting portion of, or altering the content of the report is not permitted without the written authorization of AGC. The test results presented in the report apply only to the tested sample. Any objections to report issued by AGC should be submitted to AGC within 15days after the issuance of the test report. Further enquiry of validity or verification of the test report should be addressed to AGC by agc01@agccert.com.

Test_Graph_SRD_2.4G_ANT1_2480_1000_2387MHz_LV

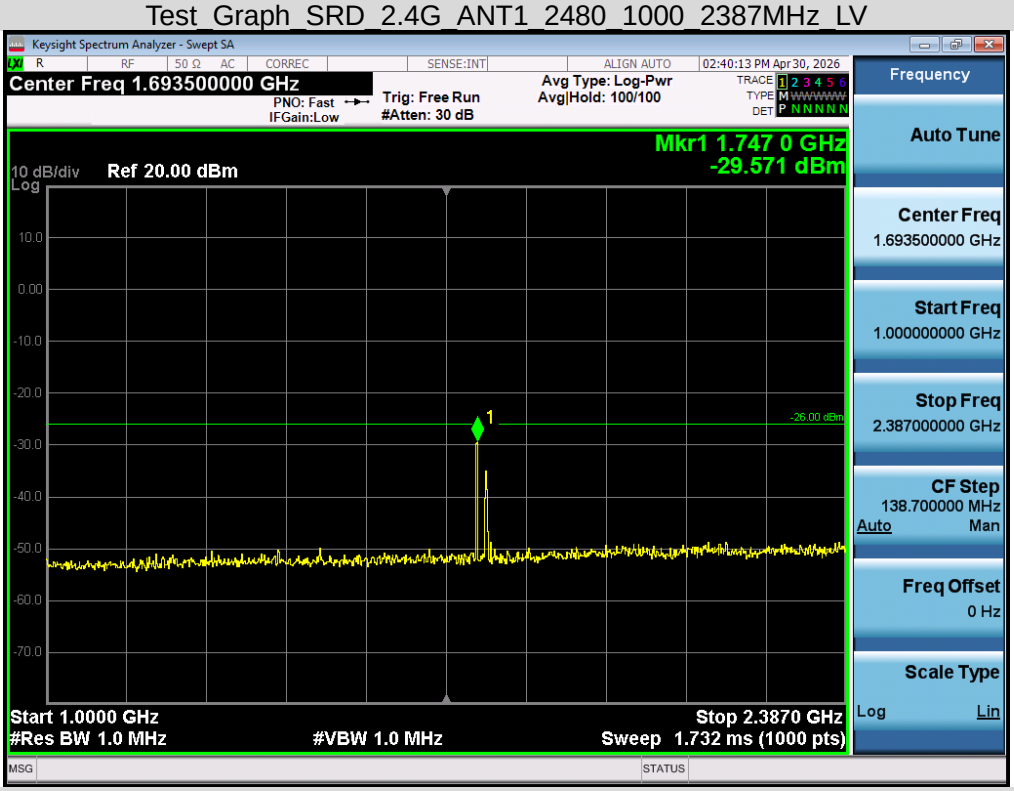

Test_Graph_SRD_2.4G_ANT1_2480_1000_2387MHz_NV

Any report having not been signed by authorized approver, or having been altered without authorization, or having not been stamped by the "Dedicated Testing/Inspection Stamp" is deemed to be invalid. Copying or excerpting portion of, or altering the content of the report is not permitted without the written authorization of AGC. The test results presented in the report apply only to the tested sample. Any objections to report issued by AGC should be submitted to AGC within 15days after the issuance of the test report. Further enquiry of validity or verification of the test report should be addressed to AGC by agc01@agccert.com.

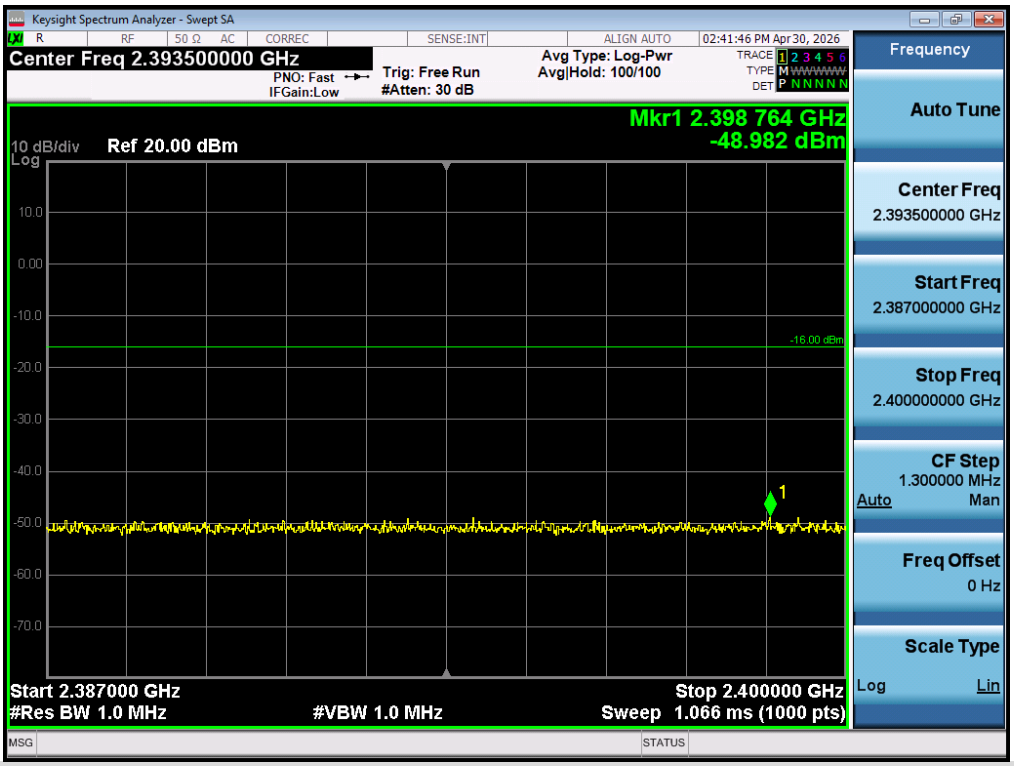

Test_Graph_SRD_2.4G_ANT1_2480_2387_2400MHz_HV

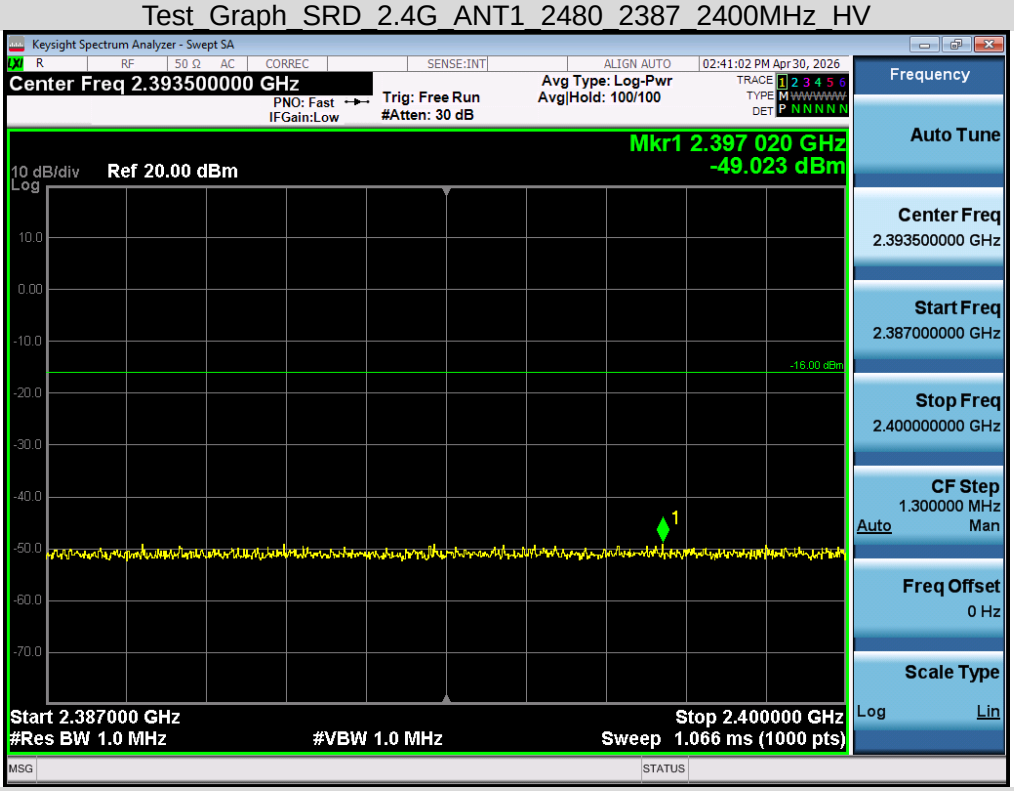

Test_Graph_SRD_2.4G_ANT1_2480_2387_2400MHz_LV

Any report having not been signed by authorized approver, or having been altered without authorization, or having not been stamped by the "Dedicated Testing/Inspection Stamp" is deemed to be invalid. Copying or excerpting portion of, or altering the content of the report is not permitted without the written authorization of AGC. The test results presented in the report apply only to the tested sample. Any objections to report issued by AGC should be submitted to AGC within 15days after the issuance of the test report. Further enquiry of validity or verification of the test report should be addressed to AGC by agc01@agccert.com.

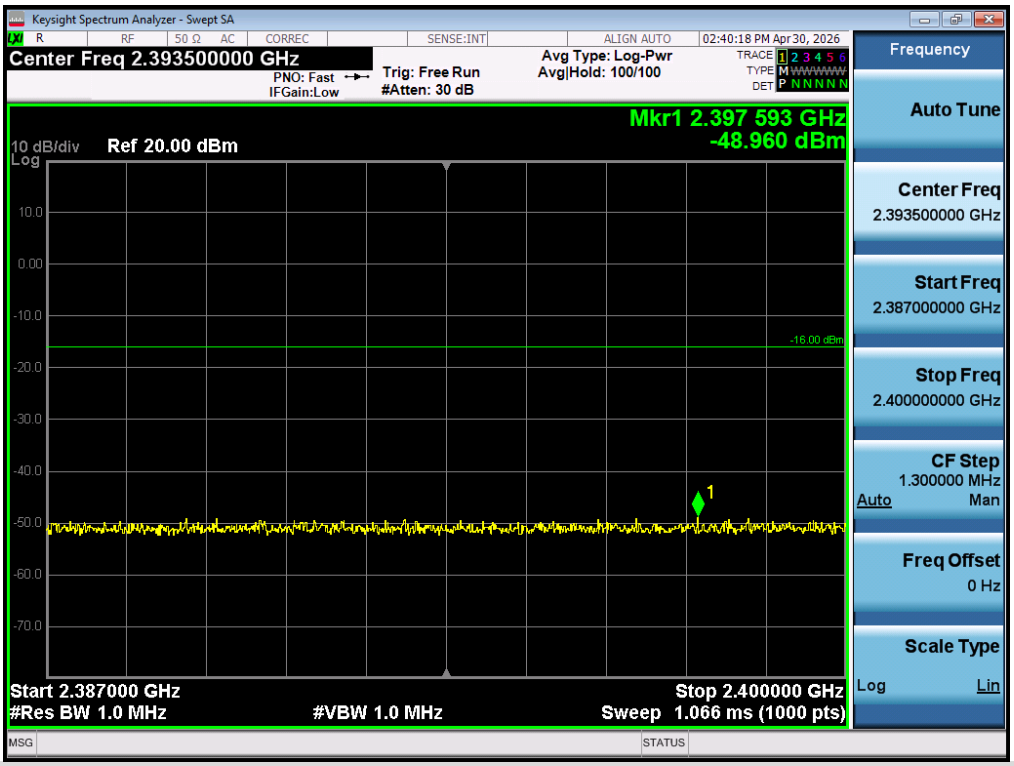

Test_Graph_SRD_2.4G_ANT1_2480_2387_2400MHz_NV

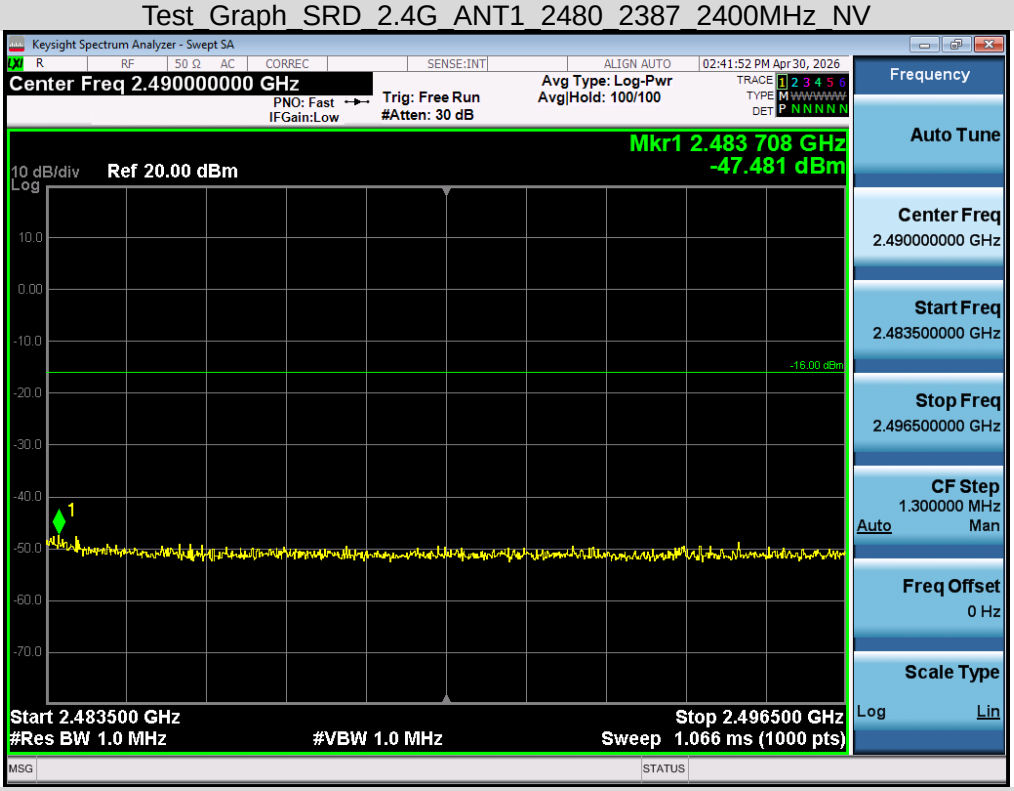

Test_Graph_SRD_2.4G_ANT1_2480_2483.5_2496.5MHz_HV

Any report having not been signed by authorized approver, or having been altered without authorization, or having not been stamped by the "Dedicated Testing/Inspection Stamp" is deemed to be invalid. Copying or excerpting portion of, or altering the content of the report is not permitted without the written authorization of AGC. The test results presented in the report apply only to the tested sample. Any objections to report issued by AGC should be submitted to AGC within 15days after the issuance of the test report. Further enquiry of validity or verification of the test report should be addressed to AGC by agc01@agccert.com.

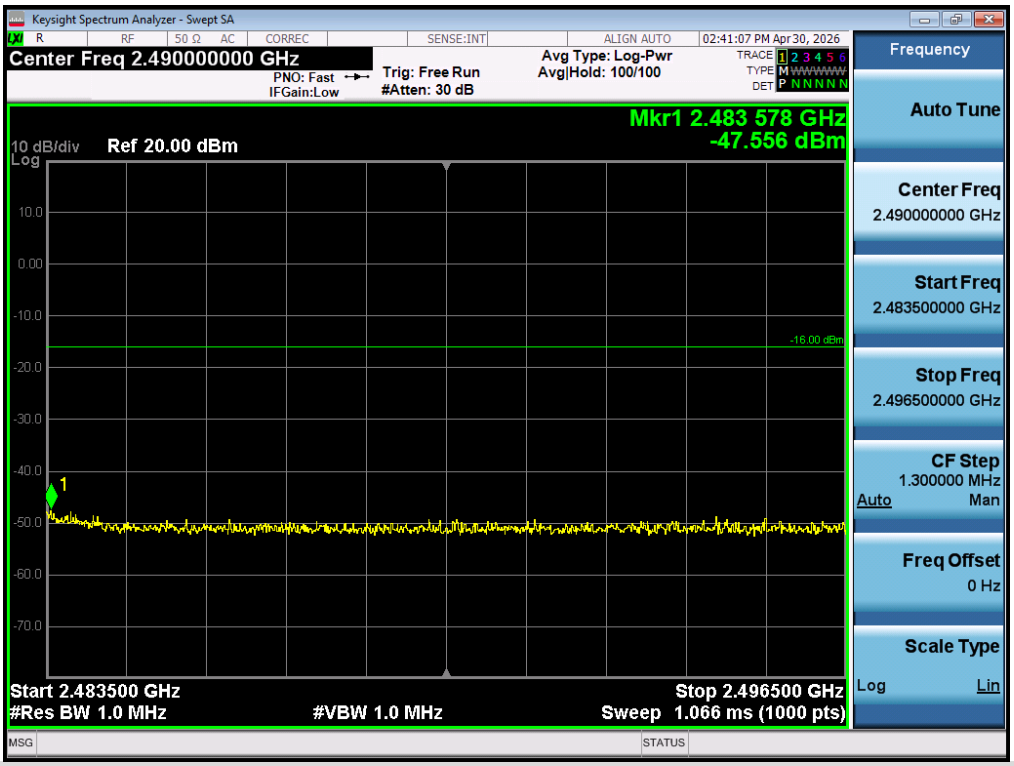

Test_Graph_SRD_2.4G_ANT1_2480_2483.5_2496.5MHz_LV

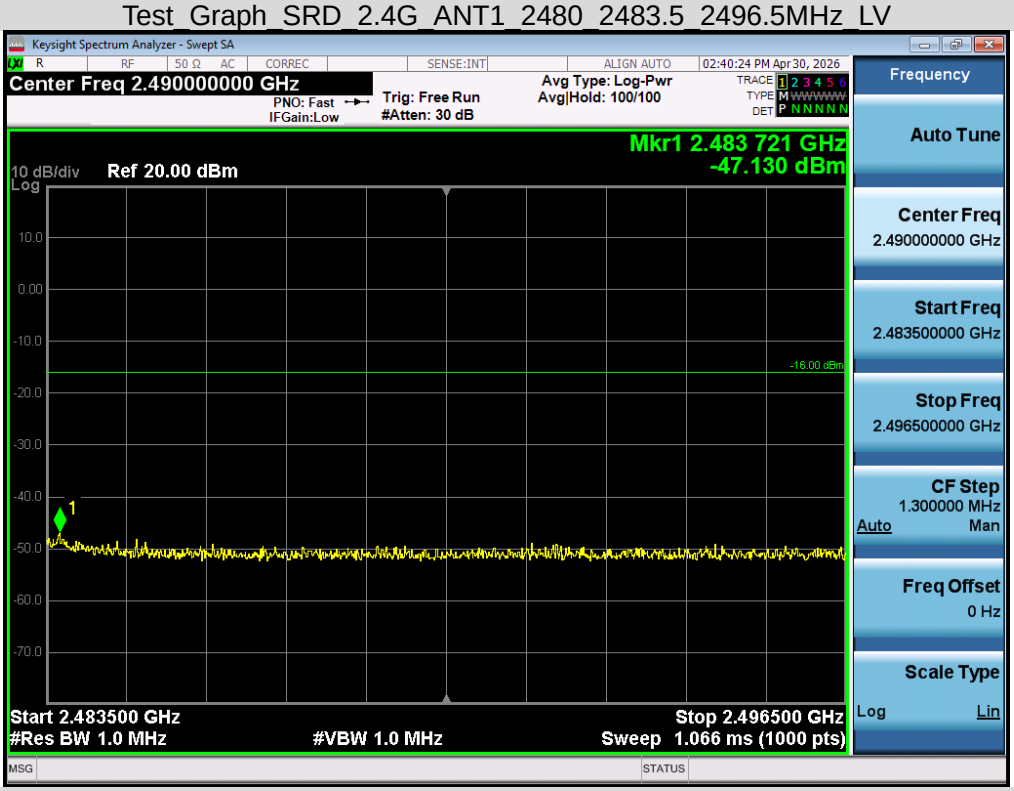

Test_Graph_SRD_2.4G_ANT1_2480_2483.5_2496.5MHz_NV

Any report having not been signed by authorized approver, or having been altered without authorization, or having not been stamped by the "Dedicated Testing/Inspection Stamp" is deemed to be invalid. Copying or excerpting portion of, or altering the content of the report is not permitted without the written authorization of AGC. The test results presented in the report apply only to the tested sample. Any objections to report issued by AGC should be submitted to AGC within 15days after the issuance of the test report. Further enquiry of validity or verification of the test report should be addressed to AGC by agc01@agccert.com.

Test_Graph_SRD_2.4G_ANT1_2480_2496.5_12500MHz_HV

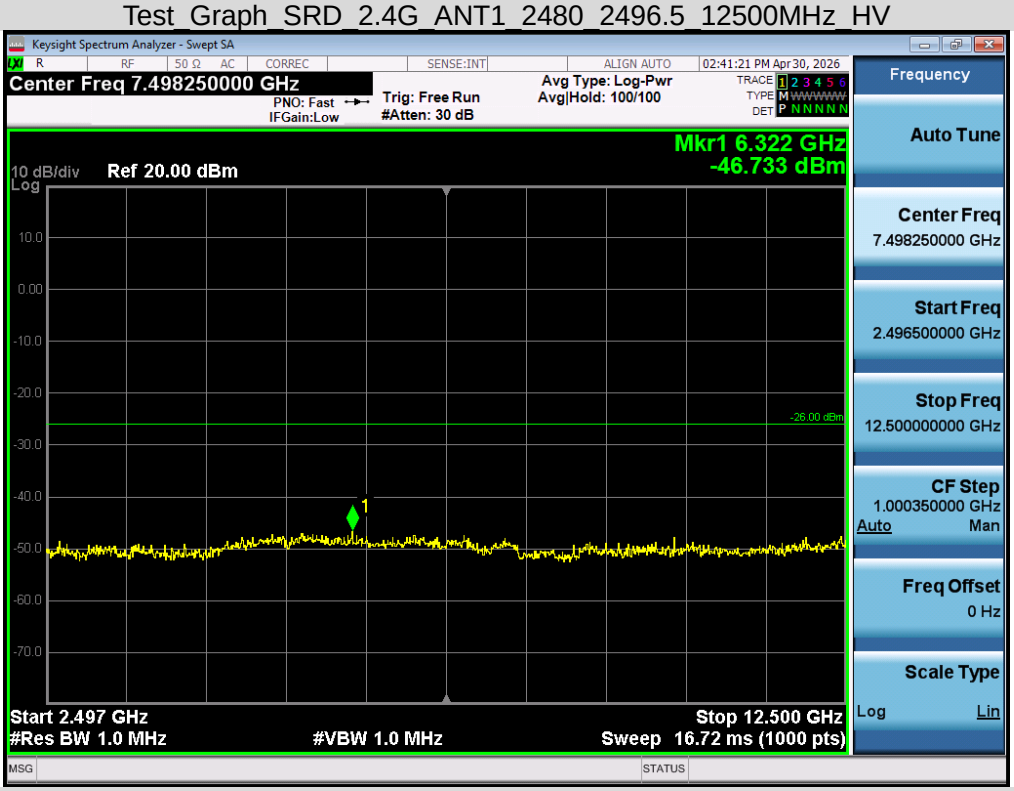

Test_Graph_SRD_2.4G_ANT1_2480_2496.5_12500MHz_LV

Any report having not been signed by authorized approver, or having been altered without authorization, or having not been stamped by the "Dedicated Testing/Inspection Stamp" is deemed to be invalid. Copying or excerpting portion of, or altering the content of the report is not permitted without the written authorization of AGC. The test results presented in the report apply only to the tested sample. Any objections to report issued by AGC should be submitted to AGC within 15days after the issuance of the test report. Further enquiry of validity or verification of the test report should be addressed to AGC by agc01@agccert.com.

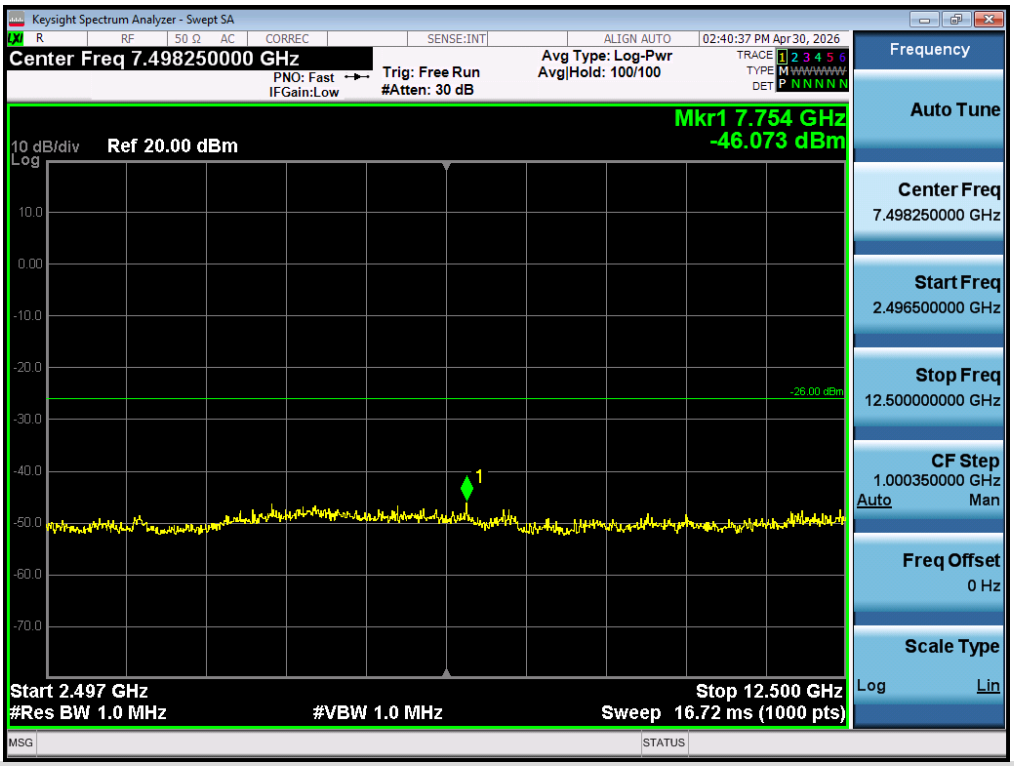

Test_Graph_SRD_2.4G_ANT1_2480_2496.5_12500MHz_NV

Any report having not been signed by authorized approver, or having been altered without authorization, or having not been stamped by the "Dedicated Testing/Inspection Stamp" is deemed to be invalid. Copying or excerpting portion of, or altering the content of the report is not permitted without the written authorization of AGC. The test results presented in the report apply only to the tested sample. Any objections to report issued by AGC should be submitted to AGC within 15days after the issuance of the test report. Further enquiry of validity or verification of the test report should be addressed to AGC by agc01@agccert.com.

5.4 Antenna Power Error Measurement

Test Limit

Test Item	Limits
Antenna Power	≦3mW/MHz (FH system from 2400 to 2483.5MHz)
	≦10mW/MHz(FH system from 2400 to 2427MHz) ≦10mW/MHz(FH system from 2470.75 to 2483.5MHz) ≦10mW/MHz(OFDM, DS 20MHz system)
	≦10mW (Others)
	≦5mW for OFDM (40 MHz system)
Antenna Power Error	+20% (Base on manufacturer declare antenna power density)

Test Procedure

A. Connect a high-frequency power meter to the output of the dummy load (attenuator) and connect the device under test to measure the total power.
   (a) The antenna power shall be as follows.
   (b) When continuous wave, value of (a)
B. For burst waves The average power within the burst is calculated from the value of A and the transmission time rate.

Note: Antenna power error refers to the definition of the power limit where the actual measured antenna power tolerance cannot exceed 20% based on the manufacturer's declared conducted power density.

Test Setup

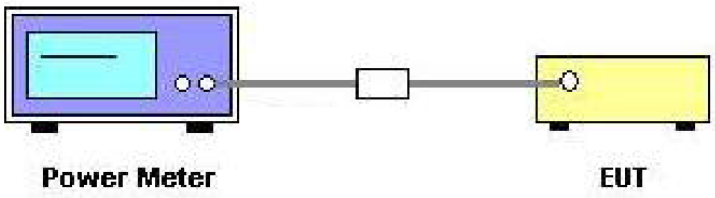

Any report having not been signed by authorized approver, or having been altered without authorization, or having not been stamped by the "Dedicated Testing/Inspection Stamp" is deemed to be invalid. Copying or excerpting portion of, or altering the content of the report is not permitted without the written authorization of AGC. The test results presented in the report apply only to the tested sample. Any objections to report issued by AGC should be submitted to AGC within 15days after the issuance of the test report. Further enquiry of validity or verification of the test report should be addressed to AGC by agc01@agccert.com.

Test Result

Test Temperature	19.9℃	Relative Humidity	58.0%
Test Pressure	101kPa	Test Engineer	Vicky Huang
Testing Time	2026-04-30		

Test Data of Antenna Power					
Test Mode	Antenna Power (mW)			Limit (mW)	P/F
	NV	LV	HV		
SRD_2.4G_2402	1.568	1.566	1.551	10	Pass
SRD_2.4G_2440	0.979	0.988	0.986	10	Pass
SRD_2.4G_2480	0.641	0.643	0.644	10	Pass

Test Data of Antenna Power Error						
Test Mode	Rated power (mW)	Antenna Power Error (%)			Limit (%)	P/F
		NV	LV	HV		
SRD_2.4G_2402	1.6	-2.00	-2.13	-3.06	20	Pass
SRD_2.4G_2440	1.6	-38.81	-38.25	-38.38	20	Pass
SRD_2.4G_2480	1.6	-59.94	-59.81	-59.75	20	Pass

Any report having not been signed by authorized approver, or having been altered without authorization, or having not been stamped by the "Dedicated Testing/Inspection Stamp" is deemed to be invalid. Copying or excerpting portion of, or altering the content of the report is not permitted without the written authorization of AGC. The test results presented in the report apply only to the tested sample. Any objections to report issued by AGC should be submitted to AGC within 15days after the issuance of the test report. Further enquiry of validity or verification of the test report should be addressed to AGC by agc01@agccert.com.

5.5 EIRP Antenna Power Measurement

Test Limit

Test Item	Limits
EIRP Antenna Power	≦6.91dBm/MHz (FH system)
	≦12.14dBm/MHz (FH system from 2400 to 2427MHz)
	≦12.14dBm/MHz (FH system from 2470.75 to 2483.5MHz)
	≦12.14dBm (Others)
	≦9.13dBm/MHz (OFDM 40MHz system)

Test Procedure

A. Connect a high-frequency power meter to the output of the dummy load (attenuator) and connect the device under test to measure the total power.
   a) The antenna power shall be as follows.
   b) When continuous wave, value of (a)
B. For burst waves The average power within the burst is calculated from the value of A and the transmission time rate.

Test Setup

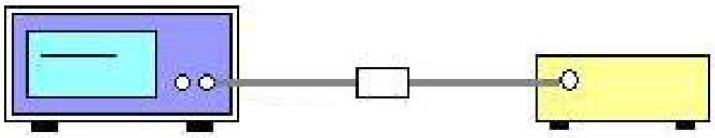

Any report having not been signed by authorized approver, or having been altered without authorization, or having not been stamped by the "Dedicated Testing/Inspection Stamp" is deemed to be invalid. Copying or excerpting portion of, or altering the content of the report is not permitted without the written authorization of AGC. The test results presented in the report apply only to the tested sample. Any objections to report issued by AGC should be submitted to AGC within 15days after the issuance of the test report. Further enquiry of validity or verification of the test report should be addressed to AGC by agc01@agccert.com.

Test Result

Test Temperature	19.9℃	Relative Humidity	58.0%
Test Pressure	101kPa	Test Engineer	Vicky Huang
Testing Time	2026-04-30		

Test Data of E.I.R.P.									
Test Mode	Antenna Power (dBm)			Antenna Gain (dBi)	E.I.R.P. (dBm)			Limit (dBm)	P/F
	NV	LV	HV		NV	LV	HV		
SRD_2.4G_2402	1.95	1.95	1.91	-14.07	-12.12	-12.12	-12.16	12.14	Pass
SRD_2.4G_2440	-0.09	-0.05	-0.06	-14.07	-14.16	-14.12	-14.13	12.14	Pass
SRD_2.4G_2480	-1.93	-1.92	-1.91	-14.07	-16.00	-15.99	-15.98	12.14	Pass

Note: E.I.R.P. (dBm) = Antenna Power (dBm) + Antenna Gain (dBi).

Any report having not been signed by authorized approver, or having been altered without authorization, or having not been stamped by the "Dedicated Testing/Inspection Stamp" is deemed to be invalid. Copying or excerpting portion of, or altering the content of the report is not permitted without the written authorization of AGC. The test results presented in the report apply only to the tested sample. Any objections to report issued by AGC should be submitted to AGC within 15days after the issuance of the test report. Further enquiry of validity or verification of the test report should be addressed to AGC by agc01@agccert.com.

5.6 Secondary Radiated Emission Strength Measurement

Test Limit

Test Item	Limits
Secondary Radiated Emission Strength	≦4nW (f<1000MHz)
	≦20nW (1000MHz≦f)

Test Procedure

The following table is the setting of spectrum analyzer.

Spectrum Parameter	Setting
RB / VB	Below 1GHz RB:100KHz / VB:100KHz Above 1GHz RB:1MHz / VB:1MHz
Detector	Peak
Trace	Max Hold
Sweep Time	Auto

1. EUT have the continuous reception mode and fixed only one channelize.
2. Setting of SA is following as RB / VB: 100 kHz (below 1GHz emissions) / 1 MHz (above 1GHz emissions) /Sweep time: Auto / Sweep Mode: Continuous sweep / Detect mode: Positive peak / Trace mode: Max hold
3. SA set RB: 100kHz and VB: 100kHz. Then adjust to start frequency 30MHz and stop frequency 1000MHz. Search to mark peak reading value + cable loss shall be less than 4nW
4. SA set RB: 1MHz and VB: 1MHz. Then adjust to start frequency 1000MHz and stop frequency 12500MHz. Search to mark peak reading value + cable loss shall be less than 20nW
5. Convert from dBm to nW: $P(nW) = 1000000 * 10^{[P(dBm)/10]}$

Test Setup

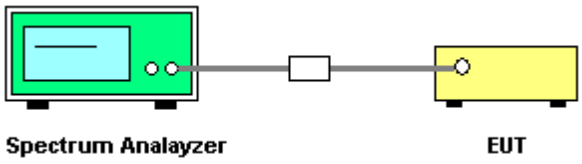

Any report having not been signed by authorized approver, or having been altered without authorization, or having not been stamped by the "Dedicated Testing/Inspection Stamp" is deemed to be invalid. Copying or excerpting portion of, or altering the content of the report is not permitted without the written authorization of AGC. The test results presented in the report apply only to the tested sample. Any objections to report issued by AGC should be submitted to AGC within 15days after the issuance of the test report. Further enquiry of validity or verification of the test report should be addressed to AGC by agc01@agccert.com.

Test Result

Test Temperature	19.9℃	Relative Humidity	58.0%
Test Pressure	101kPa	Test Engineer	Vicky Huang
Testing Time	2026-04-30		

Test Data of Secondary Radiated Emission Strength								
Voltage	Mode	Channel (MHz)	Frequency Range (MHz)	Frequency (MHz)	Result (dBm)	Result (nW)	Limit (nW)	P/F
NV	RX	2402	30~1000	48.4	-68.696	0.135	4	Pass
NV	RX	2402	1000~12500	2438.9	-70.235	0.095	20	Pass
LV	RX	2402	30~1000	48.4	-69.348	0.116	4	Pass
LV	RX	2402	1000~12500	2438.9	-74.268	0.037	20	Pass
HV	RX	2402	30~1000	48.4	-68.319	0.147	4	Pass
HV	RX	2402	1000~12500	2438.9	-73.974	0.04	20	Pass

Any report having not been signed by authorized approver, or having been altered without authorization, or having not been stamped by the "Dedicated Testing/Inspection Stamp" is deemed to be invalid. Copying or excerpting portion of, or altering the content of the report is not permitted without the written authorization of AGC. The test results presented in the report apply only to the tested sample. Any objections to report issued by AGC should be submitted to AGC within 15days after the issuance of the test report. Further enquiry of validity or verification of the test report should be addressed to AGC by agc01@agccert.com.

Test Graphs of Secondary Radiated Emission Strength

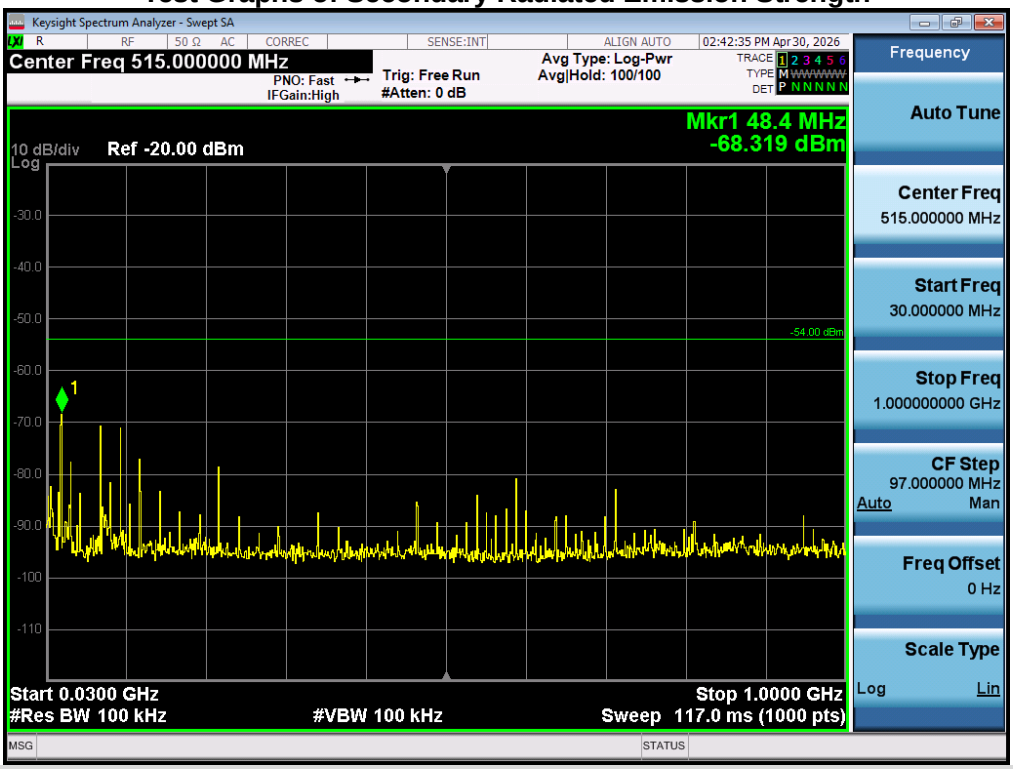

Test_Graph_RX_ANT1_2402_30_1000MHz_HV

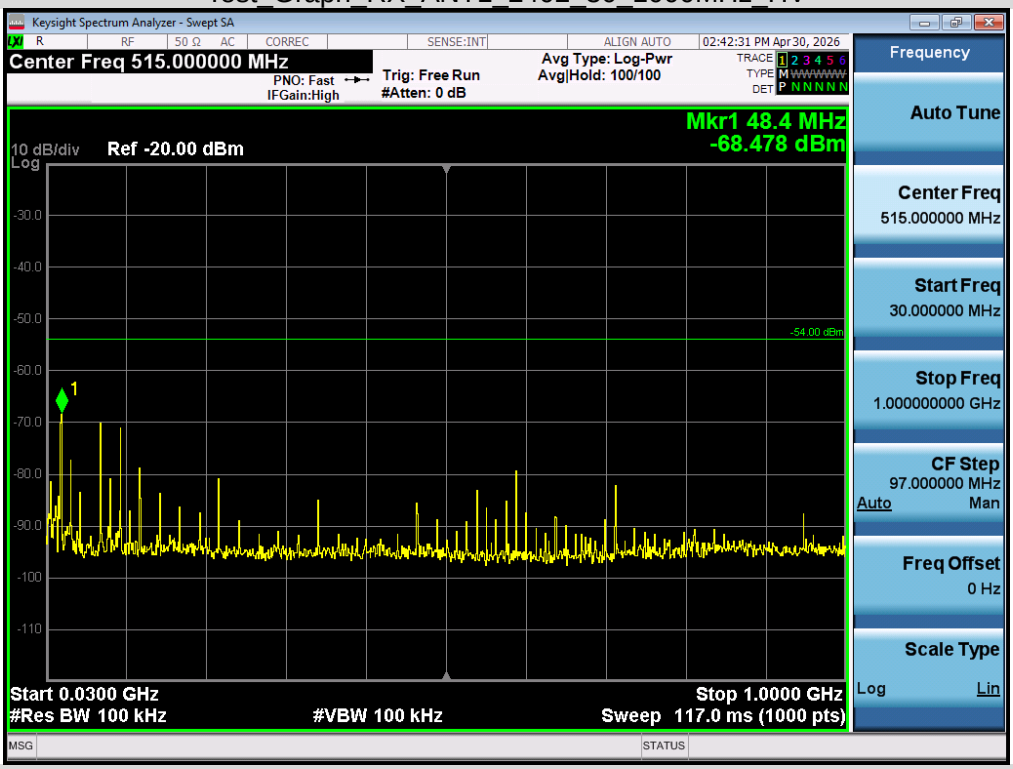

Test_Graph_RX_ANT1_2402_30_1000MHz_LV

Any report having not been signed by authorized approver, or having been altered without authorization, or having not been stamped by the "Dedicated Testing/Inspection Stamp" is deemed to be invalid. Copying or excerpting portion of, or altering the content of the report is not permitted without the written authorization of AGC. The test results presented in the report apply only to the tested sample. Any objections to report issued by AGC should be submitted to AGC within 15days after the issuance of the test report. Further enquiry of validity or verification of the test report should be addressed to AGC by agc01@agccert.com.

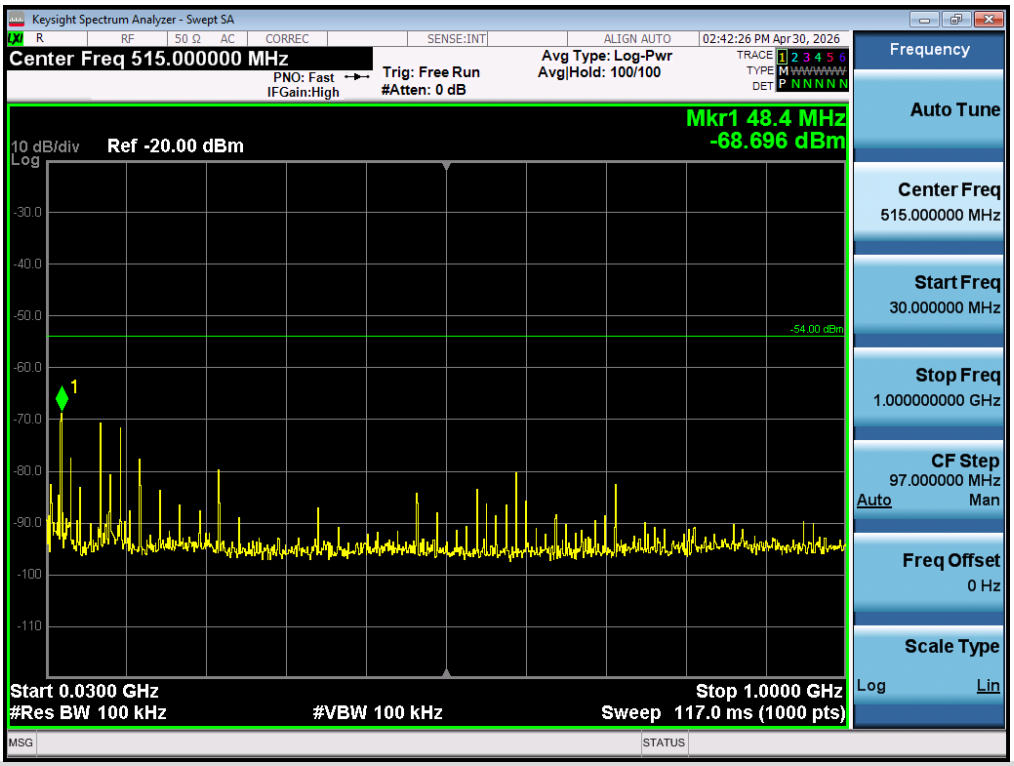

Test_Graph_RX_ANT1_2402_30_1000MHz_NV

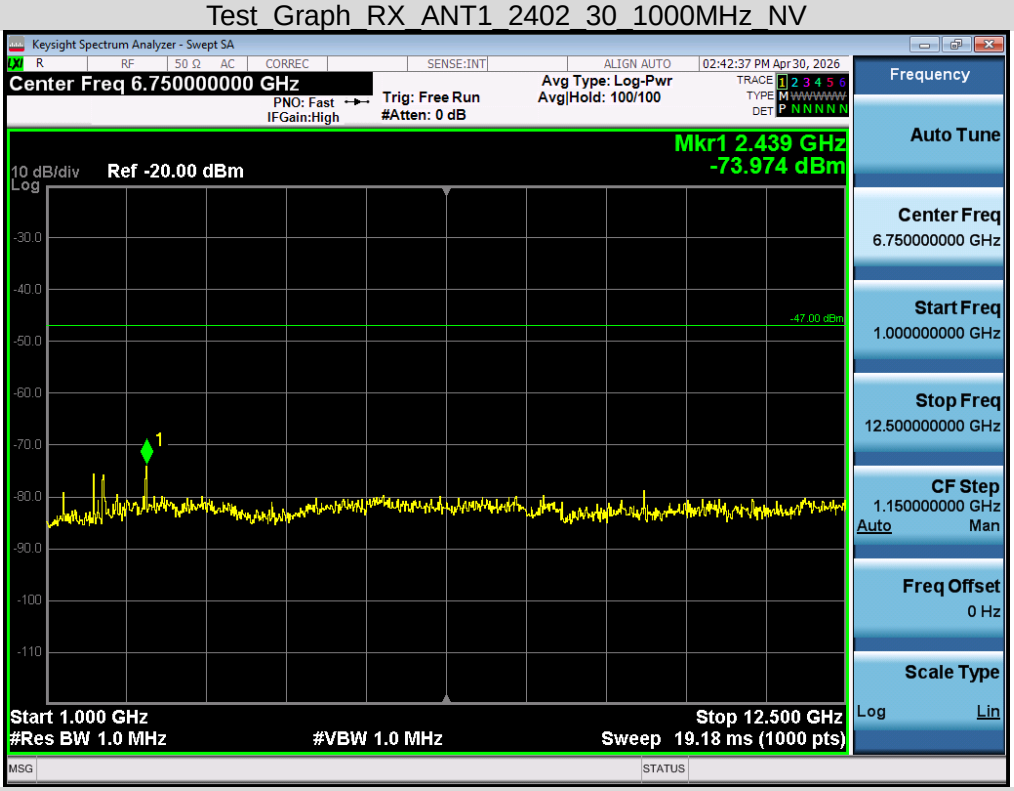

Test_Graph_RX_ANT1_2402_1000_12500MHz_HV

Any report having not been signed by authorized approver, or having been altered without authorization, or having not been stamped by the "Dedicated Testing/Inspection Stamp" is deemed to be invalid. Copying or excerpting portion of, or altering the content of the report is not permitted without the written authorization of AGC. The test results presented in the report apply only to the tested sample. Any objections to report issued by AGC should be submitted to AGC within 15days after the issuance of the test report. Further enquiry of validity or verification of the test report should be addressed to AGC by agc01@agccert.com.

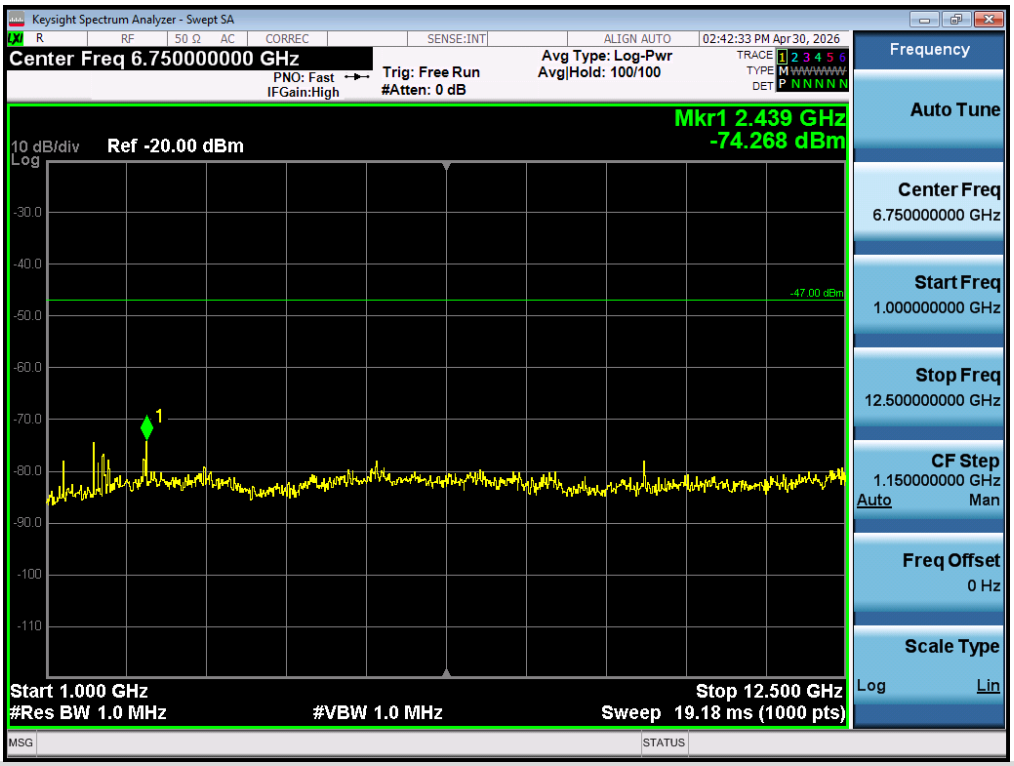

Test_Graph_RX_ANT1_2402_1000_12500MHz_LV

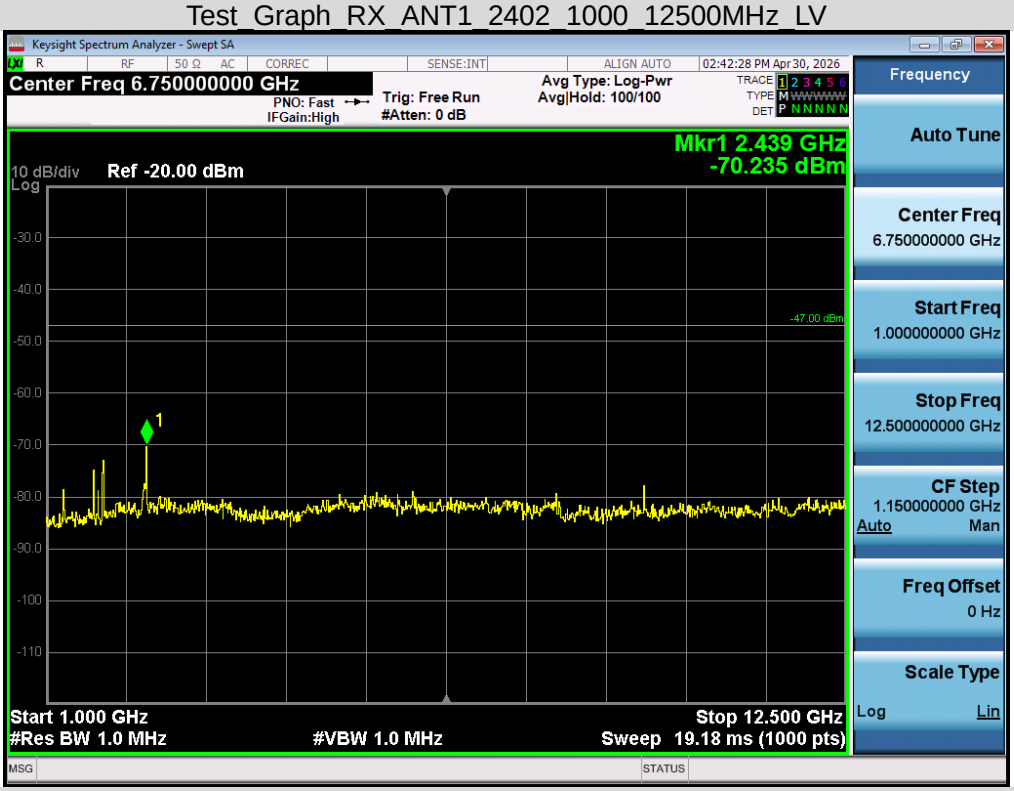

Test_Graph_RX_ANT1_2402_1000_12500MHz_NV

Any report having not been signed by authorized approver, or having been altered without authorization, or having not been stamped by the "Dedicated Testing/Inspection Stamp" is deemed to be invalid. Copying or excerpting portion of, or altering the content of the report is not permitted without the written authorization of AGC. The test results presented in the report apply only to the tested sample. Any objections to report issued by AGC should be submitted to AGC within 15days after the issuance of the test report. Further enquiry of validity or verification of the test report should be addressed to AGC by agc01@agccert.com.

5.7 Interference Prevention Function Measurement

Test Limit

Test Item	Limits
Identification Code	≧48 bits
MAC IP List	MAC Scan

Test Procedure

- In the case that the EUT has the function of automatically transmitting the identification code: a. Transmit the predetermined identification codes form EUT. B.Check the transmitted identification codes with the demodulator.
- In the case of receiving the identification code: a. Transmit the predetermined identification codes form the counterpart. B. Check if communication is normal. C. Transmit the signals other than predetermined ID codes form the counterpart. D. check if the EUT stops the transmission, or if it displays that identification codes are different from the predetermined ones.

Test Setup

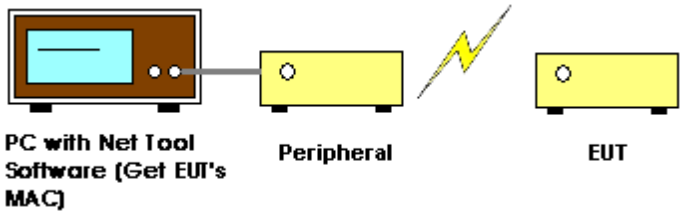

Test Result

Test Temperature	19.9℃	Relative Humidity	58.0%
Test Pressure	101kPa	Test Engineer	Vicky Huang
Testing Time	2026-04-30		

Test Result of Interference Prevention Function		
Item	MAC address	Test Result
Identification code	94:EC:13:E8:B8:0C	Good

Any report having not been signed by authorized approver, or having been altered without authorization, or having not been stamped by the "Dedicated Testing/Inspection Stamp" is deemed to be invalid. Copying or excerpting portion of, or altering the content of the report is not permitted without the written authorization of AGC. The test results presented in the report apply only to the tested sample. Any objections to report issued by AGC should be submitted to AGC within 15days after the issuance of the test report. Further enquiry of validity or verification of the test report should be addressed to AGC by agc01@agccert.com.

5.8 Housing Requirements

Test Limit

The high-frequency section and modulation section (except for the antenna system) shall not be capable of being opened easily.

Confirmation Method

The RF and modulation portions are protected against illegal modification as following method:

Protected Method	Description
2.4G Module Package	2.4G Module Package of RF (BP1532B2) and Modulation (TX: 24MHz) portions is QFN type. (Chip pin number:32 /Chip pin angle spacing: 0.38mm)
Shield case	The enclosure is blocked by buckles and it cannot be opened easily. Otherwise, the device will be damaged.
User Manual	we will add some warning statements on the user manual to against illegal modification.

Any report having not been signed by authorized approver, or having been altered without authorization, or having not been stamped by the "Dedicated Testing/Inspection Stamp" is deemed to be invalid. Copying or excerpting portion of, or altering the content of the report is not permitted without the written authorization of AGC. The test results presented in the report apply only to the tested sample. Any objections to report issued by AGC should be submitted to AGC within 15days after the issuance of the test report. Further enquiry of validity or verification of the test report should be addressed to AGC by agc01@agccert.com.

Appendix I: Photographs of Test Setup

Refer to the Report No.: AGC00688260408AP01

Appendix II: Photographs of Test EUT

Refer to the Report No.: AGC00688260408AP02

Any report having not been signed by authorized approver, or having been altered without authorization, or having not been stamped by the "Dedicated Testing/Inspection Stamp" is deemed to be invalid. Copying or excerpting portion of, or altering the content of the report is not permitted without the written authorization of AGC. The test results presented in the report apply only to the tested sample. Any objections to report issued by AGC should be submitted to AGC within 15days after the issuance of the test report. Further enquiry of validity or verification of the test report should be addressed to AGC by agc01@agccert.com.

Conditions of Issuance of Test Reports

1. All samples and goods are accepted by the Attestation of Global Compliance (Shenzhen) Co., Ltd (the "Company") solely for testing and reporting in accordance with the following terms and conditions. The company provides its services on the basis that such terms and conditions constitute express agreement between the company and any person, firm or company requesting its services (the "Clients").
2. Any report issued by Company as a result of this application for testing services (the "Report") shall be issued in confidence to the Clients and the Report will be strictly treated as such by the Company. It may not be reproduced either in its entirety or in part and it may not be used for advertising or other unauthorized purposes without the written consent of the Company. The Clients to whom the Report is issued may, however, show or send it, or a certified copy thereof prepared by the Company to its customer, supplier or other persons directly concerned. The Company will not, without the consent of the Clients, enter into any discussion or correspondence with any third party concerning the contents of the Report, unless required by the relevant governmental authorities, laws or court orders.
3.The Company shall not be called or be liable to be called to give evidence or testimony on the Report in a court of law without its prior written consent, unless required by the relevant governmental authorities, laws or court orders.
4. In the event of the improper use of the report as determined by the Company, the Company reserves the right to withdraw it, and to adopt any other additional remedies which may be appropriate.
5. Samples submitted for testing are accepted on the understanding that the Report issued cannot form the basis of, or be the instrument for, any legal action against the Company.
6. The Company will not be liable for or accept responsibility for any loss or damage however arising from the use of information contained in any of its Reports or in any communication whatsoever about its said tests or investigations.
7. Clients wishing to use the Report in court proceedings or arbitration shall inform the Company to that effect prior to submitting the sample for testing.
8. The Company is not responsible for recalling the electronic version of the original report when any revision is made to them. The Client assumes the responsibility to providing the revised version to any interested party who uses them.
9. Subject to the variable length of retention time for test data and report stored hereinto as otherwise specifically required by individual accreditation authorities, the Company will only keep the supporting test data and information of the test report for a period of six years. The data and information will be disposed of after the aforementioned retention period has elapsed. Under no circumstances shall we provide any data and information which has been disposed of after retention period. Under no circumstances shall we be liable for damage of any kind, including (but not limited to) compensatory damages, lost profits, lost data, or any form of special, incidental, indirect, consequential or punitive damages of any kind, whether based on breach of contract of warranty, tort (including negligence), product liability or otherwise, even if we are informed in advance of the possibility of such damages.

-----End of Report-----

Any report having not been signed by authorized approver, or having been altered without authorization, or having not been stamped by the "Dedicated Testing/Inspection Stamp" is deemed to be invalid. Copying or excerpting portion of, or altering the content of the report is not permitted without the written authorization of AGC. The test results presented in the report apply only to the tested sample. Any objections to report issued by AGC should be submitted to AGC within 15days after the issuance of the test report. Further enquiry of validity or verification of the test report should be addressed to AGC by agc01@agccert.com.