Radio Test Report

For

C9115AXI-B, C9115AXI-T

FCC ID: LDKSLTSP1905

5470-5725 MHz

Against the following Specifications:

LP0002 (2018-01-10)

CFR47 Part 15.407

ACCREDITED

Applicant: Cisco Systems, Inc.
170 West Tasman Drive San Jose,
CA 95134

Author: Julian Land **Tested By:** Julian Land	**Approved By:** Gerard Thorpe **Title:** Compliance Manager **Revision:** 1.1

This report replaces any previously entered test report under EDCS – 15596109. This test report has been electronically authorized and archived using the CISCO Engineering Document Control system. Test Report Template EDCS# 1526150.

This document is uncontrolled. Please refer to the electronic copy within EDCS for the most up to date version.
Cisco Systems, Inc. Company Confidential

SECTION 1: OVERVIEW **4**
1.1 TEST SUMMARY 4
SECTION 2: ASSESSMENT INFORMATION **5**
2.1 GENERAL 5
2.2 UNITS OF MEASUREMENT 5
2.3 DATE OF TESTING (INITIAL SAMPLE RECEIPT DATE TO LAST DATE OF TESTING) 7
2.4 REPORT ISSUE DATE 7
2.5 TESTING FACILITIES 7
2.6 EQUIPMENT ASSESSED (EUT) 8
2.7 EUT DESCRIPTION 8
SECTION 3: RESULT SUMMARY **9**
3.1 RESULTS SUMMARY TABLE 9
3.1.1 Radio Port Results 9
3.1.2 Radiated Emissions (General Requirements) 10
SECTION 4: SAMPLE DETAILS **11**
4.1 SAMPLE DETAILS 11
4.2 SYSTEM DETAILS 11
4.3 MODE OF OPERATION DETAILS 11
SECTION 5: RADIO PORT RESULTS **12**
5.1 DUTY CYCLE 12
5.1.1 Duty Cycle Test Requirement 12
5.1.2 Duty Cycle Test Method 13
5.1.3 Duty Cycle Test Information 14
5.1.4 Duty Cycle Data Table 15
5.1.5 Duty Cycle Data Screenshots 16
5.2 99% AND 26DB BANDWIDTH 22
5.2.1 99% and 26dB Bandwidth Test Requirement 22
5.2.2 99% and 26dB Bandwidth Test Procedure 23
5.2.3 99% Bandwidth Test Information 24
5.2.4 99% and 26dB Bandwidth Data Table 25
5.2.5 99% and 26dB Bandwidth Plots 27
5.3 MAXIMUM CONDUCTED OUTPUT POWER 29
5.3.1 Maximum Conducted Output Power Test Requirement 29
5.3.2 Maximum Conducted Output Power Test Procedure 30
5.3.3 Maximum Conducted Output Power Test Information 31
5.3.4 Maximum Conducted Output Power Data Table 32
5.3.5 Maximum Conducted Output Power Plots 45
5.4 POWER SPECTRAL DENSITY 46
5.4.1 Power Spectral Density Test Requirement 46
5.4.2 Power Spectral Density Test Procedure 47
5.4.3 Power Spectral Density Test Information 48
5.4.4 Power Spectral Density Data Table 49
5.4.5 Power Spectral Density Plots 62

This document is uncontrolled. Please refer to the electronic copy within EDCS for the most up to date version.
Cisco Systems, Inc. Company Confidential

5.5 CONDUCTED SPURIOUS EMISSIONS 63
5.5.1 Conducted Spurious Emissions Test Requirement 63
5.5.2 Conducted Spurious Emissions Test Procedure 64
5.5.3 Conducted Spurious Emissions Test Information 65
5.5.4 Conducted Spurious Emissions Data Table - Peak 66
5.5.5 Conducted Spurious Emissions Plots – Peak 30MHz – 12GHz 78
5.5.6 Conducted Spurious Emissions Data Table - Average 79
5.5.7 Conducted Spurious Emissions Plots – Average 30MHz – 12GHz 90
5.5.8 Conducted Spurious Emissions Plots 12-40GHz 91
5.6 CONDUCTED BAND EDGE 92
5.6.1 Conducted Band Edge Test Requirement 92
5.6.2 Conducted Band Edge Test Procedure 93
5.6.3 Conducted Band Edge Test Information 94
5.6.4 Conducted Band Edge Data Tables – Peak 95
5.6.5 Conducted Band Edge Plot – Peak 101
5.6.6 Conducted Band Edge Data Tables – Average 102
5.6.7 Conducted Band Edge Plots – Average 108
SECTION 6: EMISSION TEST RESULTS 109
6.1 TRANSMITTER RADIATED SPURIOUS EMISSIONS 109
6.1.1 Radiated Spurious Emissions Test Requirement 109
6.1.2 Radiated Spurious Emissions Test Procedure 110
6.1.3 Radiated Transmitter Spurious Emissions Test Information 111
6.1.4 Radiated Transmitter Spurious Emissions Test Results 112
6.1.5 Radiated Transmitter Spurious Emissions – 1-10GHz 113
6.1.6 Radiated Transmitter Spurious Emissions – 10-18GHz 119
6.1.7 Radiated Transmitter Spurious Emissions – 18-26GHz 125
6.1.8 Radiated Transmitter Spurious Emissions – 26-40GHz 127
6.2 AC CONDUCTED EMISSIONS 129
APPENDIX A: LIST OF TEST EQUIPMENT USED TO PERFORM THE TEST 130
APPENDIX B: ABBREVIATION KEY AND DEFINITIONS 132
APPENDIX C: SOFTWARE USED TO PERFORM TESTING 133
APPENDIX D: TEST PROCEDURES 134
APPENDIX E: SCOPE OF ACCREDITATION (A2LA CERTIFICATE NUMBER 1178-01) 135
APPENDIX F: TEST ASSESSMENT PLAN 136

This document is uncontrolled. Please refer to the electronic copy within EDCS for the most up to date version.
Cisco Systems, Inc. Company Confidential

Section 1: Overview

1.1 Test Summary

The samples were assessed against the tests detailed in section 3 under the requirements of the following specifications:

specifications
CFR47 Part 15.407 LP0002 (2018-01-10)

This document is uncontrolled. Please refer to the electronic copy within EDCS for the most up to date version.
Cisco Systems, Inc. Company Confidential

Section 2: Assessment Information

2.1 General

This report contains an assessment of an apparatus against Radio Standards based upon tests carried out on the samples submitted. The testing was performed by and for the use of Cisco systems Inc:

With regard to this assessment, the following points should be noted:

a) The results contained in this report relate only to the items tested and were obtained in the period between the date of the initial assessment and the date of issue of the report. Manufactured products will not necessarily give identical results due to production and measurement tolerances.

b) The apparatus was set up and exercised using the configuration and modes of operation defined in this report only.

c) Where relevant, the apparatus was only assessed using the susceptibility criteria defined in this report and the Test Assessment Plan (TAP).

d) All testing was performed under the following environmental conditions:

Temperature	15°C to 35°C (54°F to 95°F)
Atmospheric Pressure	860mbar to 1060mbar (25.4" to 31.3")
Humidity	10% to 75*%

e) All AC testing was performed at one or more of the following supply voltages:
110V 60 Hz (+/-20%)

2.2 Units of Measurement

The units of measurements defined in the appendices are reported in specific terms, which are test dependent. Where radiated measurements are concerned these are defined at a particular distance. Basic voltage measurements are defined in units of [dBuV]

As an example, the basic calculation for all measurements is as follows:

Emission level [dBuV] = Indicated voltage level [dBuV] + Cable Loss [dB] + Other correction factors [dB]

The combinations of correction factors are dependent upon the exact test configurations [see test equipment lists for further details] and may include: -

Antenna Factors, Pre-Amplifier Gain, LISN Loss, Pulse Limiter Loss and Filter Insertion Loss...

Note: to convert the results from dBuV/m to uV/m use the following formula: -

Level in uV/m = Common Antilogarithm [(X dBuV/m)/20] = Y uV/m

This document is uncontrolled. Please refer to the electronic copy within EDCS for the most up to date version.
Cisco Systems, Inc. Company Confidential

Measurement Uncertainty Values

voltage and power measurements	± 2 dB
conducted EIRP measurements	± 1.4 dB
radiated measurements	± 3.2 dB
frequency measurements	± 2.4 10-7
temperature measurements	± 0.54º.
humidity measurements	± 2.3%
DC and low frequency measurements	± 2.5%.

Where relevant measurement uncertainty levels have been estimated for tests performed on the apparatus. This uncertainty represents an expanded uncertainty expressed at approximately the 95% confidence level using a coverage factor of k=2.

Radiated emissions (expanded uncertainty, confidence interval 95%)

30 MHz - 300 MHz	+/- 3.8 dB
300 MHz - 1000 MHz	+/- 4.3 dB
1 GHz - 10 GHz	+/- 4.0 dB
10 GHz - 18GHz	+/- 8.2 dB
18GHz - 26.5GHz	+/- 4.1 dB
26.5GHz - 40GHz	+/- 3.9 dB

Conducted emissions (expanded uncertainty, confidence interval 95%)

30 MHz – 40GHz	+/- 0.38 dB

A product is considered to comply with a requirement if the nominal measured value is below the limit line.
The product is considered to not be in compliance in case the nominal measured value is above the limit line.

This report must not be reproduced except in full, without written approval of Cisco Systems.

This document is uncontrolled. Please refer to the electronic copy within EDCS for the most up to date version.
Cisco Systems, Inc. Company Confidential

2.3 Date of testing (initial sample receipt date to last date of testing)

04-Oct-2018 to 04-Feb-2019

2.4 Report Issue Date

Cisco uses an electronic system to issue, store and control the revision of test reports. This system is called the Engineering Document Control System (EDCS). The actual report issue date is embedded into the original file on EDCS. Any copies of this report, either electronic or paper, that are not on EDCS must be considered uncontrolled

2.5 Testing facilities

This assessment was performed by: Chris Blair

A NIST Designated Phase-I and Phase-II Conformity Assessment Body (CAB) for the following economies and regulatory authorities under the terms of the stated MRAs/Treaties:

NCC (National Communications Commission) APEC Tel MRA -Phase I

Testing Laboratory

Cisco Systems, Inc.
125 West Tasman Drive (Building P)
San Jose, CA 95134
USA

Headquarters

Cisco Systems, Inc.,
170 West Tasman Drive
San Jose, CA 95134,
USA

Registration Numbers for ISED (Innovation, Science and Economic Development Canada)

Cisco System Site	Address	Site Identifier
Building P, 10m Chamber	125 West Tasman Drive San Jose, CA 95134 United States	Company #: 2461N-2
Building P, 5m Chamber	125 West Tasman Drive San Jose, CA 95134 United States	Company #: 2461N-1
Building I, 5m Chamber	285 W. Tasman Drive San Jose, California 95134 United States	Company #: 2461M-1
Building 7, 5m Chamber	425 E. Tasman Drive San Jose, California 95134 United States	Company #: 2461N-3

Test Engineers

Julian Land

This document is uncontrolled. Please refer to the electronic copy within EDCS for the most up to date version.
Cisco Systems, Inc. Company Confidential

2.6 Equipment Assessed (EUT)

C9115AXI-B(For USA), C9115AXI-T(For Taiwan)
These 2 models are using same hardware specificaiton include antennas excetp for the software.

2.7 EUT Description

The C9115AXI is a next generation access point. The dual band 2.4GHz and 5GHz WIFI radio supports the next generation WIFI protocol of 802.11ax and is backwards compatible with 802.11a, b, g, n, ac. The access point features 4 internal antennas and operates in a 4x4 configuration in both the 2.4GHz and 5GHz bands.

The following antennas are supported by this product series.

The data included in this report represent the worst-case data for all antennas.

Frequency	Part Number	Antenna Type	Antenna Gain (dBi)
2.4GHz / 5GHz	(A antenna port)	Internal Antenna	2.3 / 4.1
2.4GHz / 5GHz	(B antenna port)	Internal Antenna	2.6 / 4.2
2.4GHz / 5GHz	(C antenna port)	Internal Antenna	2.2 / 4.4
2.4GHz / 5GHz	(D antenna port)	Internal Antenna	2.4 / 4.2

	Supported Channel	Bandwidth
Low	5500MHz	20MHz
Mid	5580MHz	20MHz
High	5720MHz	20MHz
Low	5510MHz	40MHz
Mid	5590MHz	40MHz
High	5710MHz	40MHz
Low	5530MHz	80MHz
Mid	5610MHz	80MHz
High	5690MHz	80MHz
Low	5570MHz	160MHz
Mid	n/a	160MHz
High	n/a	160MHz

This document is uncontrolled. Please refer to the electronic copy within EDCS for the most up to date version.
Cisco Systems, Inc. Company Confidential

Section 3: Result Summary

3.1 Results Summary Table

3.1.1 Radio Port Results

Worst-case results from the tables are in bold, and are represented in plots that follow the tables.

Basic Standard	Technical Requirements / Details	Result
FCC 15.407 LP0002 (2018-01-10) (4.7.2.3)	**99% & 26 dB Bandwidth**: The 99% occupied bandwidth is the frequency bandwidth such that, below its lower and above its upper frequency limits, the mean powers are each equal to 0.5% of the total mean power of the given emission. There is no limit for 99% OBW. The 26dB emission is the width of the emission that is constrained by the frequencies associated with the two outermost amplitude points (upper and lower frequencies) that are attenuated by 26 dB relative to the maximum level measured in the fundamental emission.	Pass
FCC 15.407 LP0002 (2018-01-10) (4.7.3.2) (1)	**Output Power**: **15.407** (2) For the 5.25-5.35 GHz and 5.47-5.725 GHz bands, the maximum conducted output power over the frequency bands of operation shall not exceed the lesser of 250mW or 11 dBm + 10 log B, where B is the 26-dB emission bandwidth in megahertz. In addition, the maximum power spectral density shall not exceed 11 dBm in any 1 megahertz band. If transmitting antennas of directional gain greater than 6dBi are used, both the maximum conducted output power and the maximum power spectral density shall be reduced by the amount in dB that the directional gain of the antenna exceeds 6dBi.	Pass
FCC 15.407 LP0002 (2018-01-10) (4.7.3.2) (2)	**Power Spectral Density** **15.407** (2) For the 5.25-5.35 GHz and 5.47-5.725 GHz bands…the maximum power spectral density shall not exceed 11 dBm in any 1 megahertz band. If transmitting antennas of directional gain greater than 6dBi are used, both the maximum conducted output power and the maximum power spectral density shall be reduced by the amount in dB that the directional gain of the antenna exceeds 6dBi.	Pass
FCC 15.407 LP0002 (2018-01-10) (4.7.4.1)	**Conducted Spurious Emissions / Band-Edge**: **15.407** (3) For transmitters operating in the 5.47-5.725 GHz band: All emissions outside of the 5.47-5.725 GHz band shall not exceed an e.i.r.p. of −27 dBm/MHz..	Pass
FCC 15.407 FCC 15.209 FCC 15.205 LP0002 (2018-01-10) (4.8.1.4)	**Restricted band:** Unwanted emissions falling within the restricted bands, as defined in FCC 15.205 (a) must also comply with the radiated emission limits specified in FCC 15.209 (a)	Pass

This document is uncontrolled. Please refer to the electronic copy within EDCS for the most up to date version.
Cisco Systems, Inc. Company Confidential

3.1.2 Radiated Emissions (General Requirements)

Basic Standard	Technical Requirements / Details	Result
FCC 15.209 LP0002 (2018-01-10) (2.8)	**TX Spurious Emissions:** Except as provided elsewhere in this subpart, the emissions from an intentional radiator shall not exceed the field strength levels specified in the field strength limits table in this section.	Pass
FCC 15.207 LP0002 (2018-01-10) (2.3)	**AC conducted Emissions:** Except when the requirements applicable to a given device state otherwise, for any radio apparatus equipped to operate from the public utility AC power supply, either directly or indirectly (such as with a battery charger), the radio frequency voltage of emissions conducted back onto the AC power lines in the frequency range of 0.15 MHz to 30 MHz shall not exceed the limits shown in the table in these sections. The more stringent limit applies at the frequency range boundaries.	NA (Unit is only powered by DC power - POE)

This document is uncontrolled. Please refer to the electronic copy within EDCS for the most up to date version.
Cisco Systems, Inc. Company Confidential

Section 4: Sample Details

Note: Each sample was evaluated to ensure that its condition was suitable to be used as a test sample prior to the commencement of testing.

4.1 Sample Details

Sample No.	Equipment Details	Manufacturer	Hardware Rev.	Firmware Rev.	Software Rev.	Serial Number
S01	C9115AXI	Cisco Systems, Inc.	07 (P2C)	17.10 RC25.11	8.9.1.73	FOC22204U51
S02	Catalyst 3850 48 PoE+	Cisco Systems, Inc.	M0	1.2 (cat3k_caa-universalk9)	03.03.03SE	FOC18218BFL
S03	C9115AXI	Cisco Systems, Inc.	07 (P2C)	17.10 RC25.11	AP Image: 8.8.1.10	FOC22204U4T
S04	AIR-PWRINJ6	Cisco Systems, Inc.	V01	N/A	N/A	C1545666300000 0625

4.2 System Details

System #	Description	Samples
1	EUT and Power Supply (Conducted Tests)	S01, S02
2	EUT and Power Supply (Radiated Tests)	S03, S04

4.3 Mode of Operation Details

Mode#	Description	Comments
1	802.11a, OFDM	Receive and Transmit (1, 2, 3, or 4 chains)
2	Duplicate mode NonHT40	Receive and Transmit (1, 2, 3, or 4 chains)
3	Duplicate mode NonHT80	Receive and Transmit (1, 2, 3, or 4 chains)
4	Duplicate mode NonHT160	Receive and Transmit (1, 2, 3, or 4 chains)
5	802.11n20, OFDM	Receive and Transmit (1, 2, 3, or 4 chains)
6	802.11n40, OFDM	Receive and Transmit (1, 2, 3, or 4 chains)
7	802.11ac20, OFDM	Receive and Transmit (1, 2, 3, or 4 chains)
8	802.11ac40, OFDM	Receive and Transmit (1, 2, 3, or 4 chains)
9	802.11ac80, OFDM	Receive and Transmit (1, 2, 3, or 4 chains)
10	802.11ac160, OFDM	Receive and Transmit (1, 2, 3, or 4 chains)
11	802.11ax20, OFDMA	Receive and Transmit (1, 2, 3, or 4 chains)
12	802.11ax40, OFDMA	Receive and Transmit (1, 2, 3, or 4 chains)
13	802.11ax80, OFDMA	Receive and Transmit (1, 2, 3, or 4 chains)
14	802.11ax160, OFDMA	Receive and Transmit (1, 2, 3, or 4 chains)

This document is uncontrolled. Please refer to the electronic copy within EDCS for the most up to date version.
Cisco Systems, Inc. Company Confidential

Section 5: Radio Port Results

5.1 Duty Cycle

5.1.1 Duty Cycle Test Requirement

From KDB 789033 D02 General UNII Test Procedures New Rules v01r02

B. Duty Cycle (x), Transmission Duration (T), and Maximum Power Control Level

1. All measurements are to be performed with the EUT transmitting at 100 percent duty cycle at its maximum power control level; however, if 100 percent duty cycle cannot be achieved, measurements of duty cycle, x, and maximum-power transmission duration, *T*, are required for each tested mode of operation.

This document is uncontrolled. Please refer to the electronic copy within EDCS for the most up to date version.
Cisco Systems, Inc. Company Confidential

5.1.2 Duty Cycle Test Method

From KDB 789033 D02 General UNII Test Procedures New Rules v01r02:

B. Duty Cycle (x), Transmission Duration (T), and Maximum Power Control Level

The zero-span mode on a spectrum analyzer or EMI receiver, if the response time and spacing between bins on the sweep are sufficient to permit accurate measurements of the on and off times of the transmitted signal. Set the center frequency of the instrument to the center frequency of the transmission. Set RBW ≥ EBW if possible; otherwise, set RBW to the largest available value. Set VBW ≥ RBW. Set detector = peak or average. The zero-span measurement method shall not be used unless both RBW and VBW are > 50/T, where T is defined in section II.B.1.a), and the number of sweep points across duration T exceeds 100. (For example, if VBW and/or RBW are limited to 3 MHz, then the zero-span method of measuring duty cycle shall not be used if T ≤ 16.7 microseconds.)

This document is uncontrolled. Please refer to the electronic copy within EDCS for the most up to date version.
Cisco Systems, Inc. Company Confidential

5.1.3 Duty Cycle Test Information

Samples, Systems, and Modes

System Number	Description	Samples	System under test	Support equipment
1	EUT	S01	☑	☐
	Support	S02	☐	☑

Tested By: Julian Land	Date of testing: November 25, 2018 – January 19,2019
Test Result: Pass	

Test Equipment

See Appendix A for list of test equipment

This document is uncontrolled. Please refer to the electronic copy within EDCS for the most up to date version.
Cisco Systems, Inc. Company Confidential

5.1.4 Duty Cycle Data Table

Duty Cycle table and screen captures are shown below for power/psd modes.

Mode	Data Rate	On-time (ms)	Total Time (ms)	Duty Cycle (%)	Correction Factor (dB)
NonHT20	6Mbps	2.388	2.412	99.005	0.043
NonHT40	6Mbps	2.385	2.412	98.881	0.049
NonHT80	6Mbps	2.385	2.412	98.881	0.049
NonHT160	6Mbps	2.395	2.418	99.061	0.041
HT20/VHT20	MCS0	2.228	2.256	98.759	0.054
HT40/VHT40	MCS0	1.090	1.116	97.670	0.102
VHT80	MCS0x1	0.533	0.558	95.520	0.199
VHT160	MCS0x1	0.289	0.313	92.332	0.346
HE20	MCS0x1	1.713	1.740	98.448	0.068
HE40	MCS0x1	0.886	0.914	96.937	0.135
HE80	MCS0x1	0.456	0.482	94.606	0.241
HE160	MCS0x1	0.258	0.287	89.990	0.458

This document is uncontrolled. Please refer to the electronic copy within EDCS for the most up to date version.
Cisco Systems, Inc. Company Confidential

5.1.5 Duty Cycle Data Screenshots

5500MHz 6Mbps NonHT20

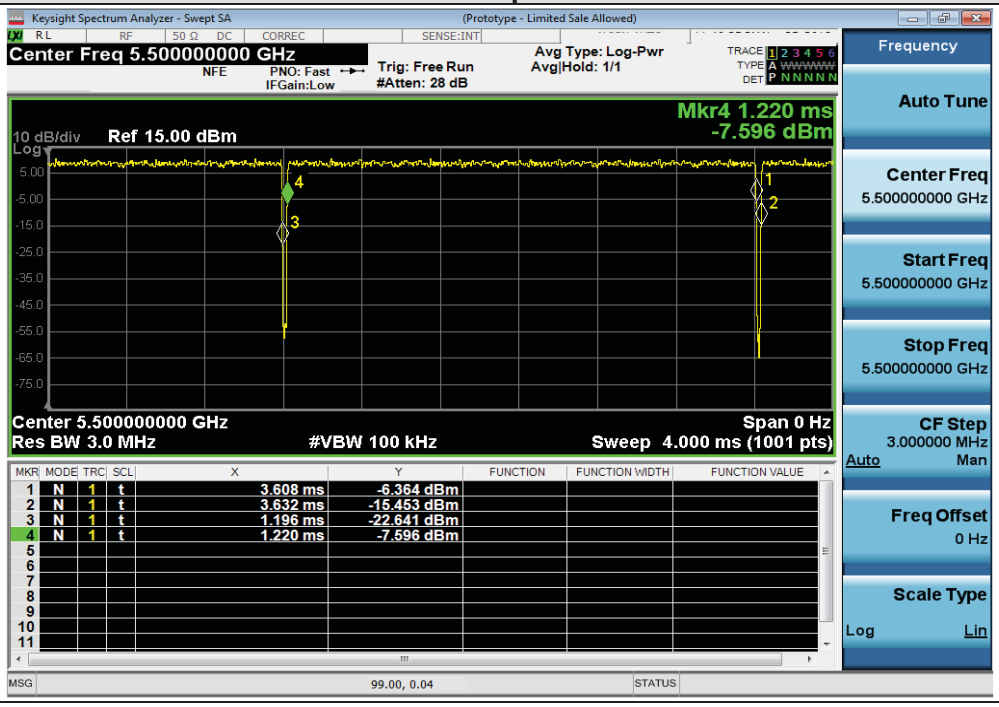

5510MHz 6Mbps NonHT40

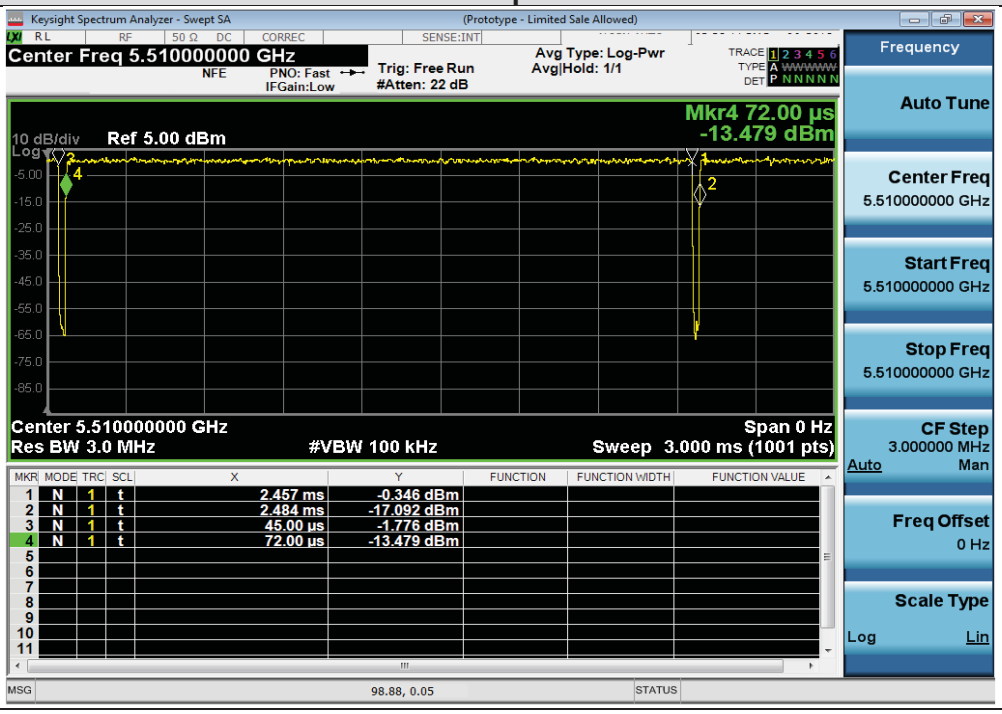

This document is uncontrolled. Please refer to the electronic copy within EDCS for the most up to date version.
Cisco Systems, Inc. Company Confidential

5530MHz 6Mbps NonHT80

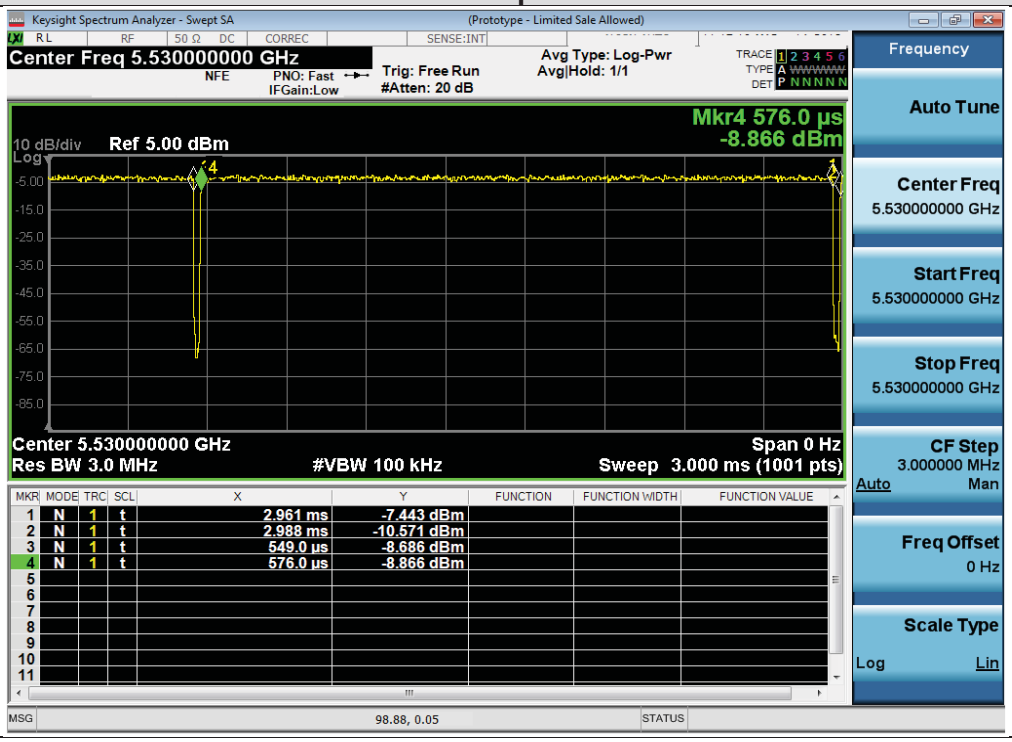

5570MHz 6Mbps NonHT160

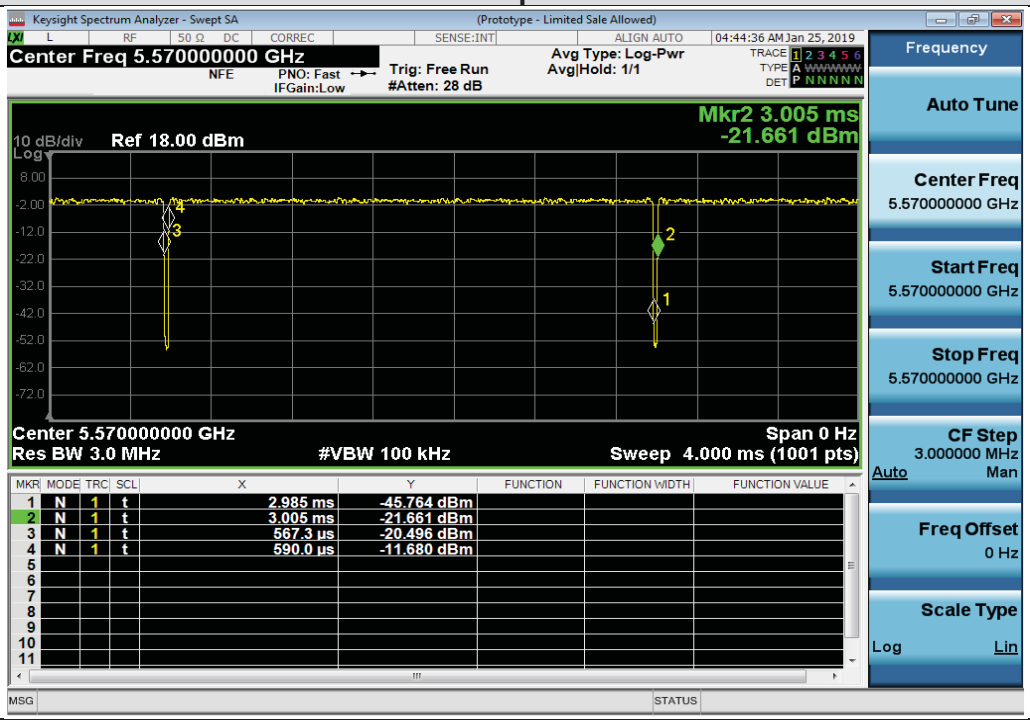

This document is uncontrolled. Please refer to the electronic copy within EDCS for the most up to date version.
Cisco Systems, Inc. Company Confidential

5500MHz M0 HT20

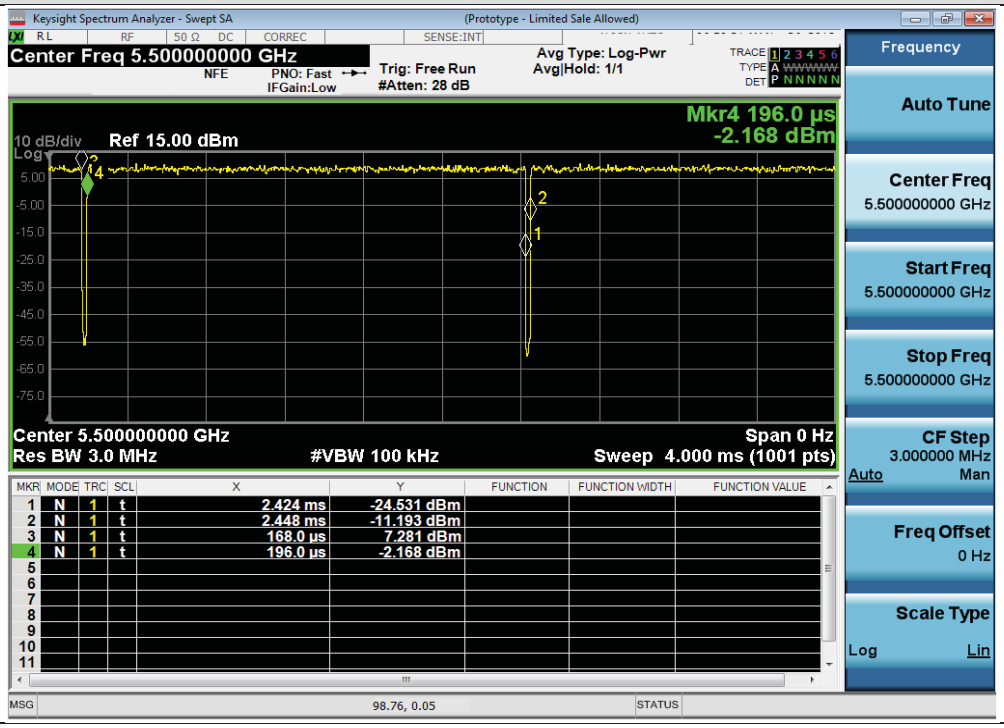

5510MHz M0 HT40

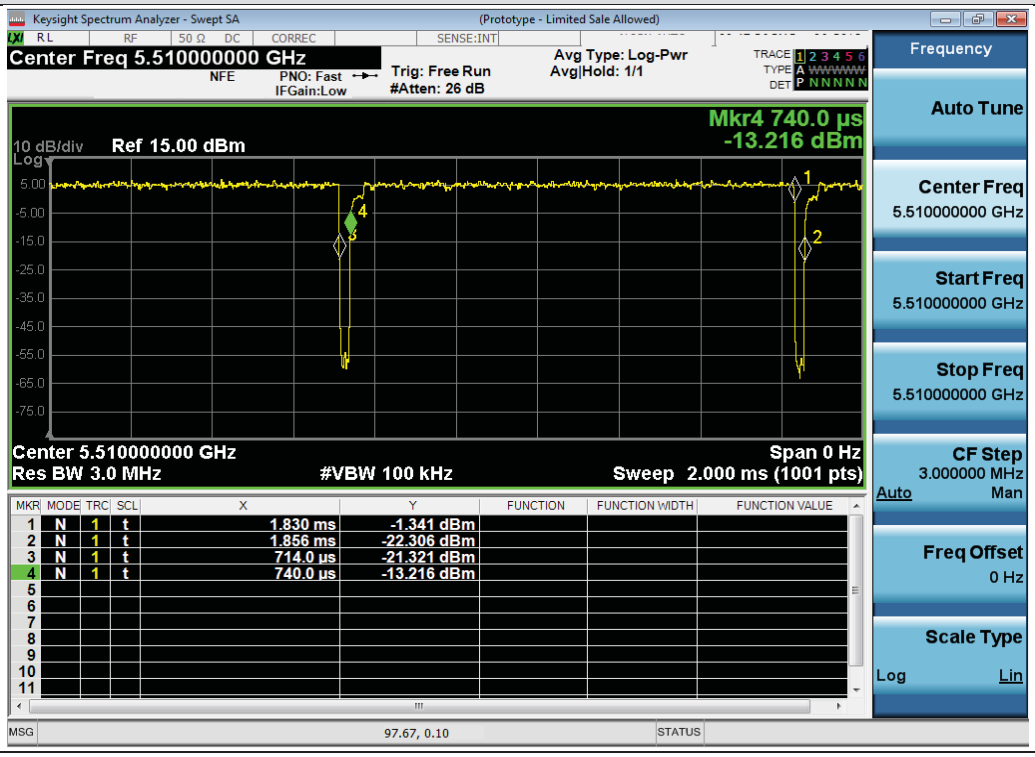

This document is uncontrolled. Please refer to the electronic copy within EDCS for the most up to date version.
Cisco Systems, Inc. Company Confidential

5530MHz M0x1 VHT80

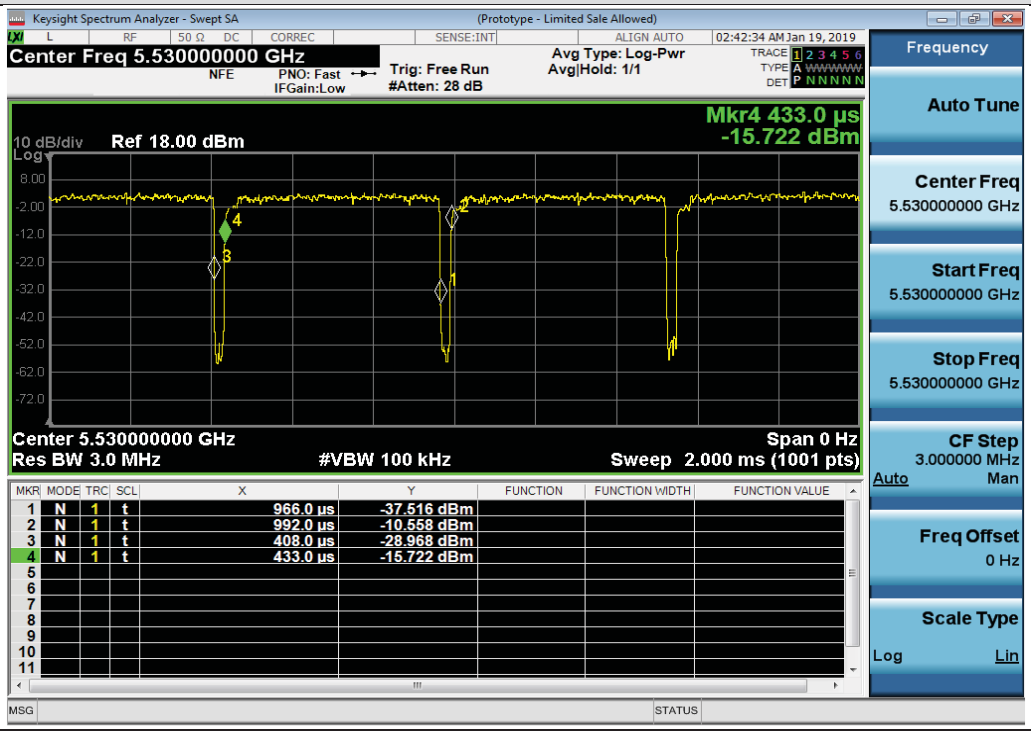

5570MHz M0x1 VHT160

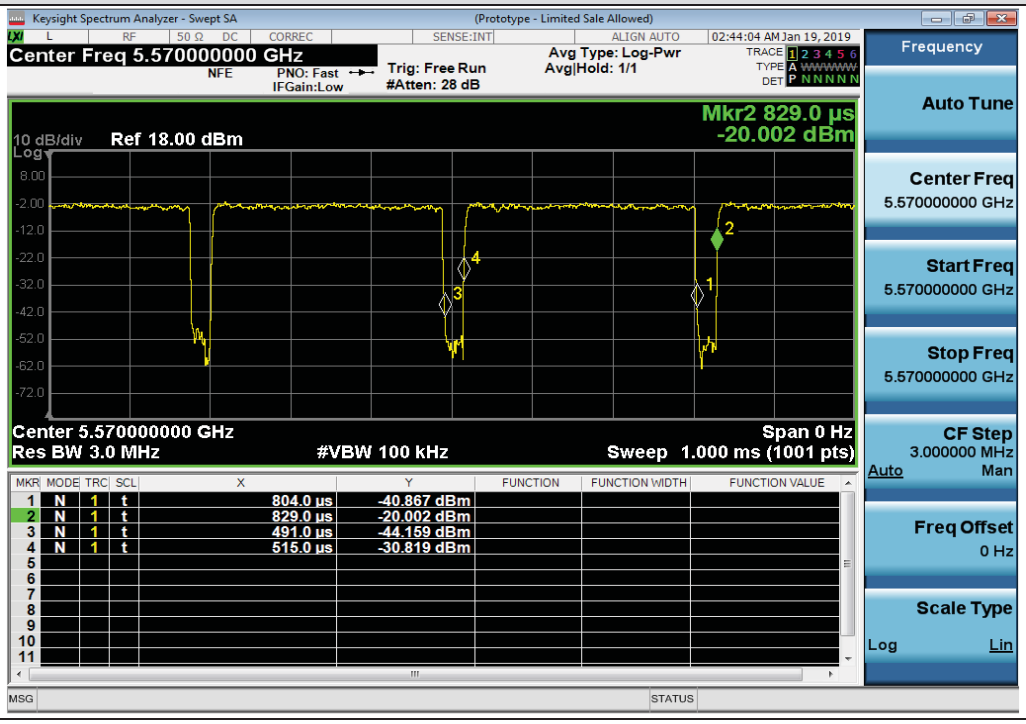

This document is uncontrolled. Please refer to the electronic copy within EDCS for the most up to date version.
Cisco Systems, Inc. Company Confidential

5500MHz M0h1 HE20

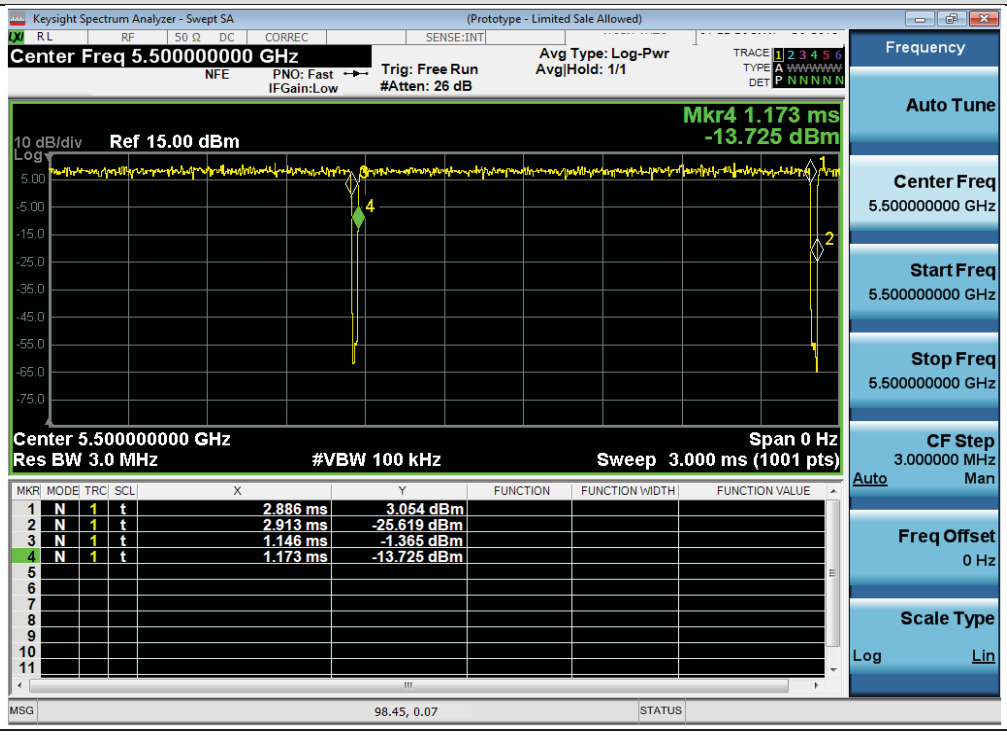

5510MHz M0h1 HE40

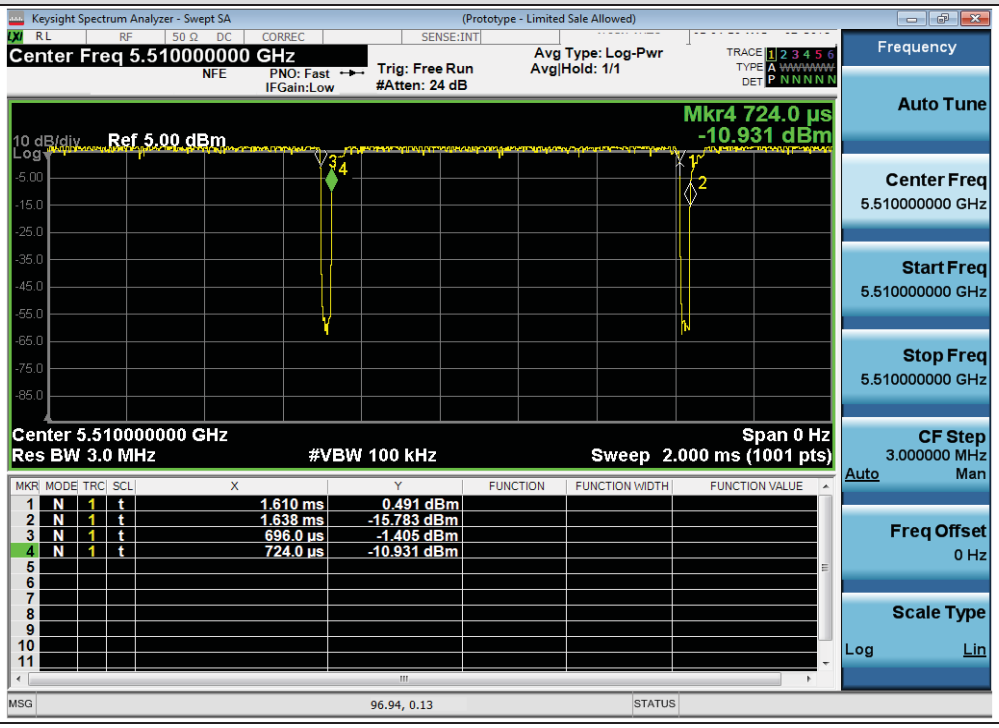

This document is uncontrolled. Please refer to the electronic copy within EDCS for the most up to date version.
Cisco Systems, Inc. Company Confidential

5530MHz M0h1 HE80

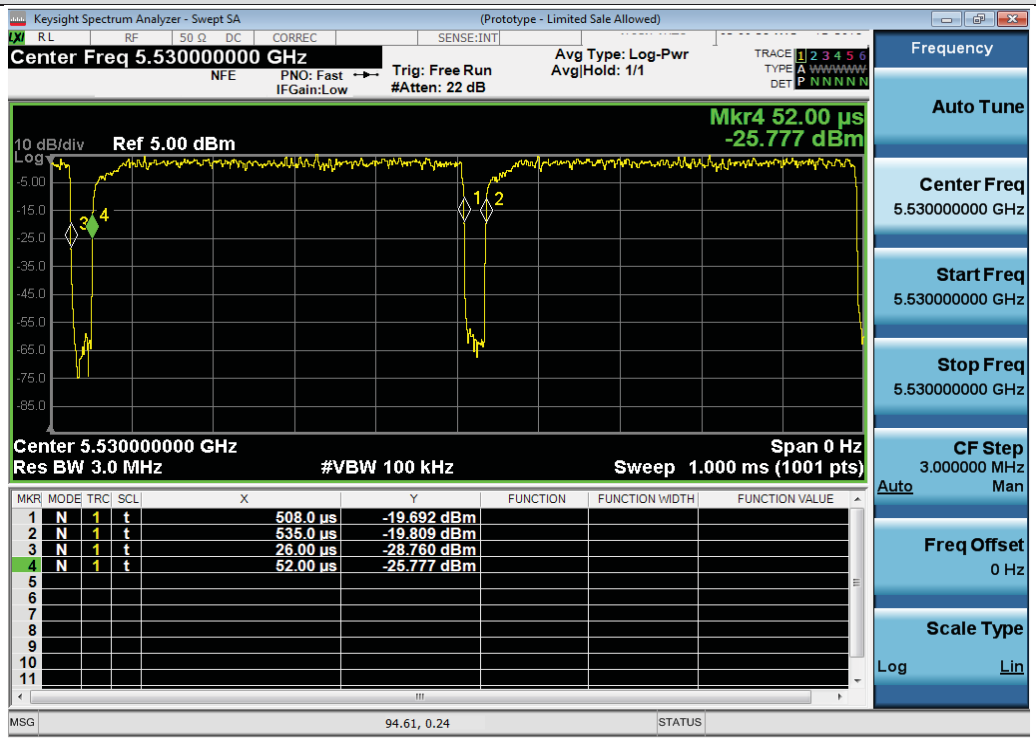

5570MHz M0h1 HE160

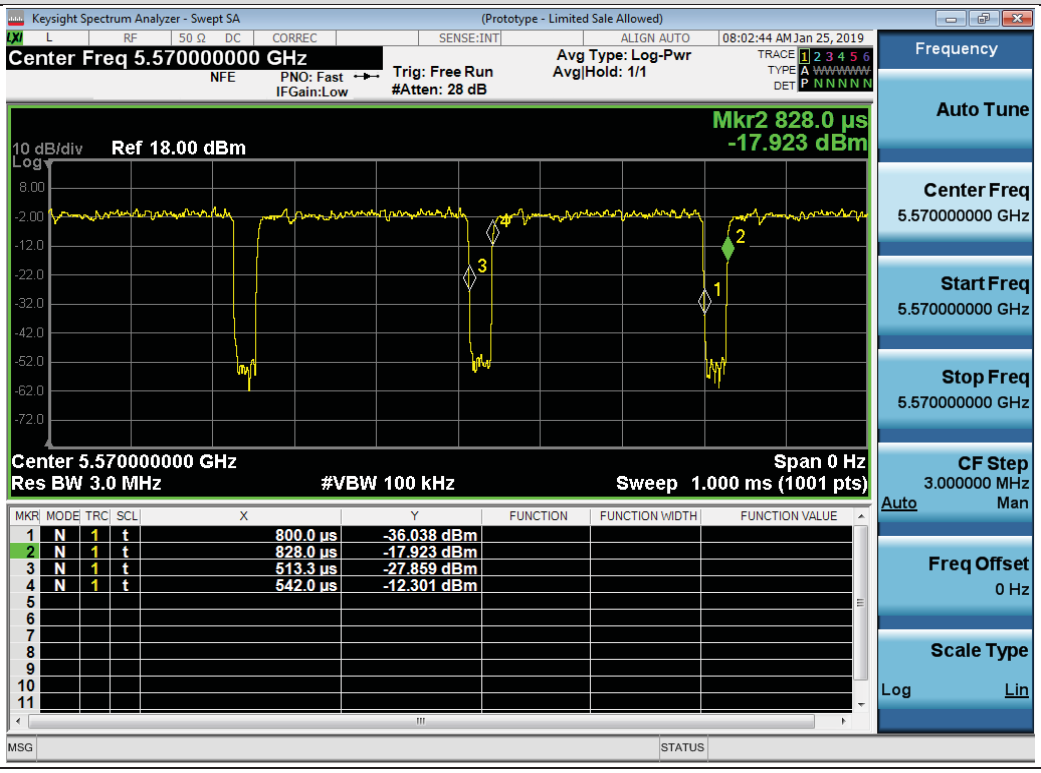

This document is uncontrolled. Please refer to the electronic copy within EDCS for the most up to date version.
Cisco Systems, Inc. Company Confidential

5.2 99% and 26dB Bandwidth

5.2.1 99% and 26dB Bandwidth Test Requirement

There is no requirement for the value of bandwidth. However, the 26dB BW (EBW) is used to calculate the power limits in 15.407 (a) (2). Power measurements are made using the 99% Bandwidth as the integration bandwidth.

LP0002 (2018-01-10) (4.7.2.3) The 26 dB emission is the width of the emission that is constrained by the frequencies associated with the two outermost amplitude points (upper and lower frequencies) that are attenuated by 26 dB relative to the maximum level measured in the fundamental emission.

Band-crossing emissions: For an emission that crosses the boundary between two adjacent U-NII bands, the boundary frequency between the bands serves as one edge for defining the portion of the EBW that falls within a U-NII band. ? However, the -26 dB points are measured relative to the highest point on the contiguous segment—regardless of which band contains that highest point (Figure4).

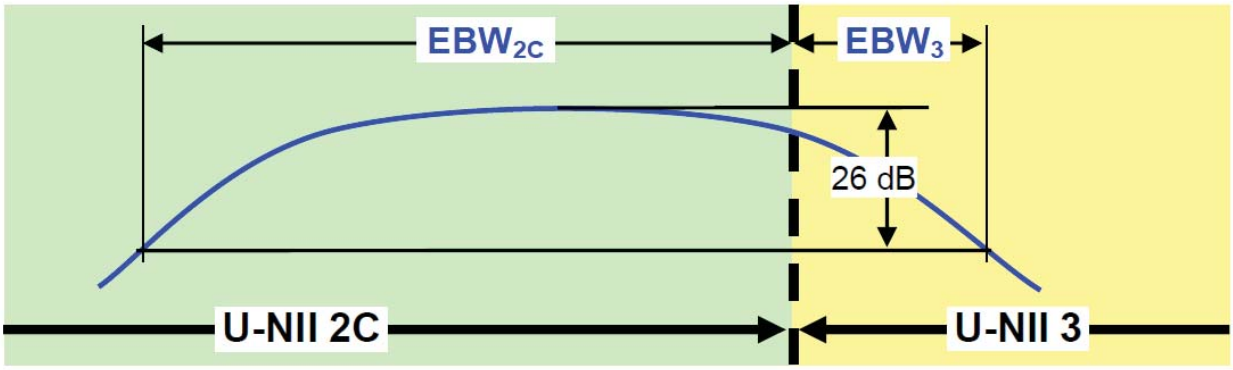

Figure 3. Emission Bandwidth (EBW) within a Band for Band-Crossing Signals

This document is uncontrolled. Please refer to the electronic copy within EDCS for the most up to date version.
Cisco Systems, Inc. Company Confidential

5.2.2 99% and 26dB Bandwidth Test Procedure

Ref. KDB 789033 Section D. 99 Percent Occupied Bandwidth

99% BW Test Parameters
1. Set center frequency to the nominal EUT channel center frequency. 2. Set span = 1.5 times to 5.0 times the OBW. 3. Set RBW = 1 % to 5 % of the OBW 4. Set VBW ≥ 3 · RBW 5. Video averaging is not permitted. Where practical, a sample detection and single sweep mode shall be used. Otherwise, peak detection and max hold mode (until the trace stabilizes) shall be used. 6. Use the 99 % power bandwidth function of the instrument (if available).

Ref KDB 789033 in Section C. Measurement Bandwidth, Section 1

26 BW Test parameters
X dB BW = -26dB (using the OBW function of the spectrum analyzer) Emission Bandwidth (EBW) a) Set RBW = approximately 1% of the emission bandwidth. b) Set the VBW > RBW. c) Detector = Peak. d) Trace mode = max hold. e) Measure the maximum width of the emission that is 26 dB down from the maximum of the emission. Compare this with the RBW setting of the analyzer. Readjust RBW and repeat measurement as needed until the RBW/EBW ratio is approximately 1%.

This document is uncontrolled. Please refer to the electronic copy within EDCS for the most up to date version.
Cisco Systems, Inc. Company Confidential

5.2.3 99% Bandwidth Test Information

Samples, Systems, and Modes

System Number	Description	Samples	System under test	Support equipment
1	EUT	S01	☑	☐
	Support	S02	☐	☑

Tested By: Julian Land	Date of testing: November 12, 2018 – December 12, 2018
Test Result: PASS	

Test Equipment

See Appendix A for list of test equipment

This document is uncontrolled. Please refer to the electronic copy within EDCS for the most up to date version.
Cisco Systems, Inc. Company Confidential

5.2.4 99% and 26dB Bandwidth Data Table

Frequency (MHz)	Mode	Index Power (dBm)	Data Rate (Mbps)	26dB BW (MHz)	99% BW (MHz)
5500	Non HT20, 6 to 54 Mbps	13	6.0	21.3	16.8
	HT/VHT20 STBC, M0 to M7	14	m0	21.8	18.1
	HE20, M0 to M7	14	m0h1	21.5	19.1
5510	Non HT40, 6 to 54 Mbps	14	6.0	39.8	36.4
	HT/VHT40, M0 to M7	14	m0	40.1	36.4
	HE40, M0 to M7	13	m0h1	40.0	37.6
5530	Non HT80, 6 to 54 Mbps	14	6.0	82.1	76.2
	VHT80 Beam Forming, M0 to M9 2ss	12	m0x1	82.6	76.1
	HE80 Beam Forming, M0 to M9 2ss	12	m0h1	82.1	77.1
5550	Non HT40, 6 to 54 Mbps	17	6.0	39.9	36.4
	HT/VHT40 Beam Forming, M0 to M7	9	m0	40.1	36.4
	HE40 Beam Forming, M0 to M7	12	m0h1	40.0	37.6
5560	Non HT20 Beam Forming, 6 to 54 Mbps	9	6.0	21.2	16.8
	HT/VHT20 Beam Forming, M0 to M7	9	m0	21.8	18.0
	HE20, M0 to M7	17	m0h1	21.5	19.1
5570	Non VHT160/HE160, 6 to 54 Mbps	11	6	163.9	154.303
	VHT160 Beam Forming, M0 to M9 2ss	3	m0x1	165.4	154.95
	HE160 Beam Forming, M0 to M9 1ss	9	m0h1	164.3	155.125
5610	Non HT80, 6 to 54 Mbps	16	6.0	82.1	76.2
	VHT80 Beam Forming, M0 to M9 1ss	12	m0x1	82.5	76.1
	HE80 Beam Forming, M0 to M9 1ss	9	m0h1	82.1	77.0
5690	Non HT80, 6 to 54 Mbps	16	6	82.3	76.295
	VHT80 Beam Forming, M0 to M9 3ss	14	m0x1	82.5	76.08
	HE80, M0 to M9 1ss	17	m0h1	82.3	77.291
5710	Non HT40, 6 to 54 Mbps	13	6	39.7	36.362
	HT/VHT40 Beam Forming, M8 to M15	12	m0	40.1	36.439
	HE40 STBC, M0 to M7	16	m0h1	39.9	37.585

This document is uncontrolled. Please refer to the electronic copy within EDCS for the most up to date version.
Cisco Systems, Inc. Company Confidential

5720	Non HT20, 6 to 54 Mbps	10	6	15.7	13.571
	HT/VHT20 STBC, M0 to M7	13	m0	15.9	14.181
	HE20 STBC, M0 to M7	17	m0h1	15.7	14.612

This document is uncontrolled. Please refer to the electronic copy within EDCS for the most up to date version.
Cisco Systems, Inc. Company Confidential

5.2.5 99% and 26dB Bandwidth Plots

5500MHz, NonHT20, 6Mbps

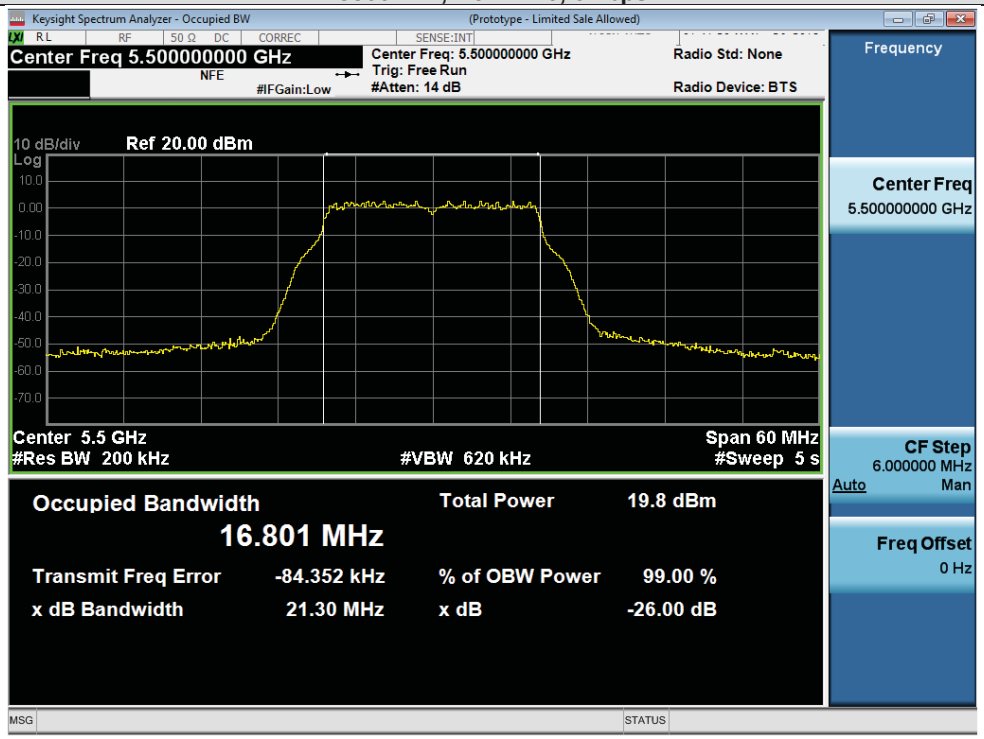

5510MHz, HT40, M0

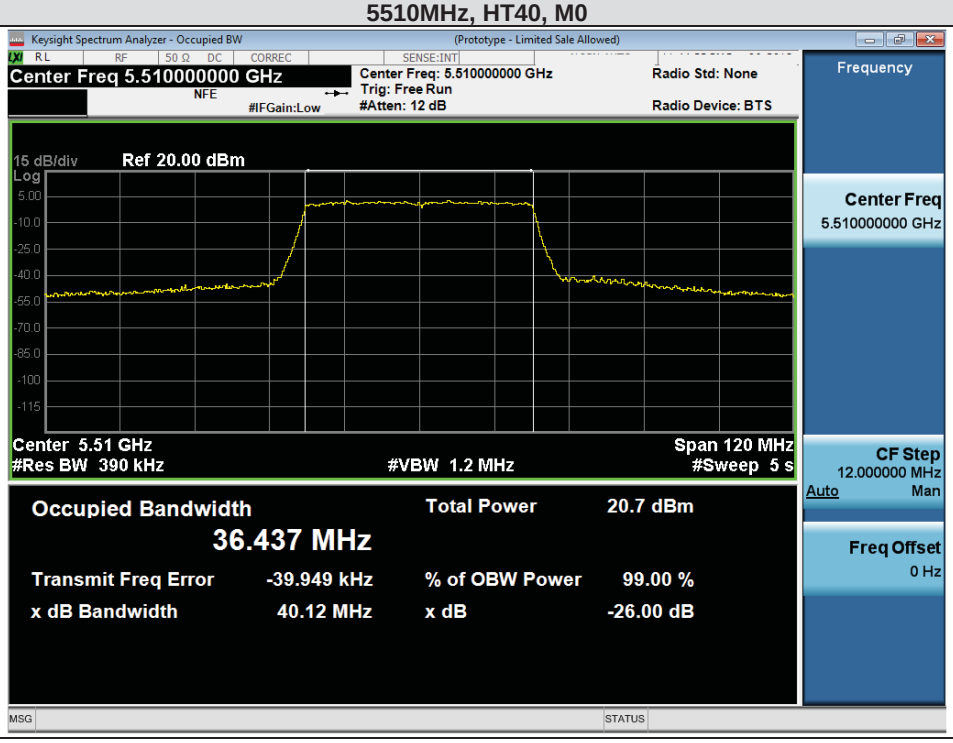

This document is uncontrolled. Please refer to the electronic copy within EDCS for the most up to date version.
Cisco Systems, Inc. Company Confidential

5530MHz, VHT20 Beamforming, M0x1

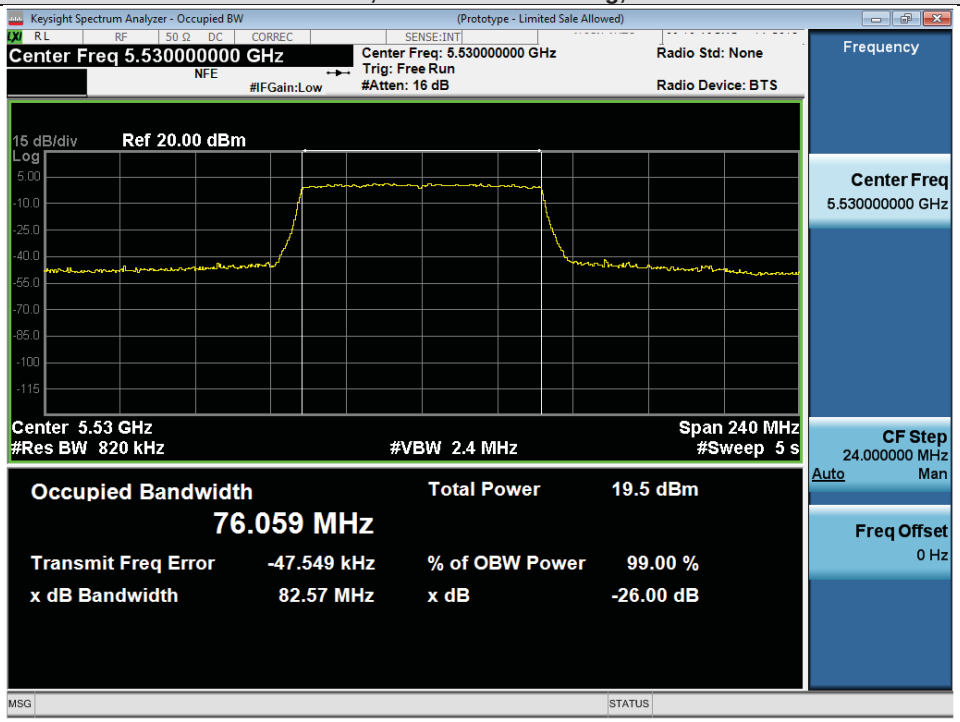

5570MHz, HE160 Beamforming, M0h1

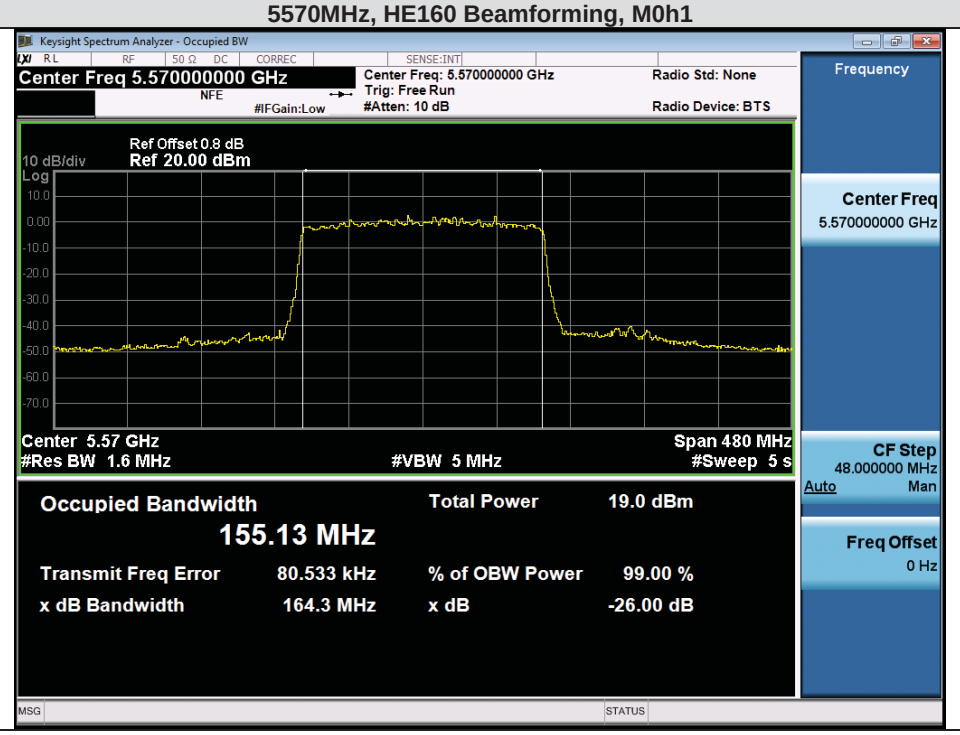

This document is uncontrolled. Please refer to the electronic copy within EDCS for the most up to date version.
Cisco Systems, Inc. Company Confidential

5.3 Maximum Conducted Output Power

5.3.1 Maximum Conducted Output Power Test Requirement

15.407 (2), LP0002 (2018-01-10) (4.7.3.2) (1)

For the 5.25-5.35 GHz and 5.47-5.725 GHz bands, the maximum conducted output power over the frequency bands of operation shall not exceed the lesser of 250mW or 11 dBm + 10 log B, where B is the 26dB emission bandwidth in megahertz. If transmitting antennas of directional gain greater than 6dBi are used, both the maximum conducted output power and the maximum power spectral density shall be reduced by the amount in dB that the directional gain of the antenna exceeds 6dBi.

Band-Crossing Signals When measuring the portion of the maximum conducted output power within a single U-NII band, the power shall be integrated across only the portion of the EBW that falls within that band. That is, if an EBW extends across the boundary between two adjacent bands, the boundary frequency between the bands serves as one edge of the frequency range to be integrated. Integration across an entire U-NII band without regard to 26 dB points is also acceptable for determining conducted output power within that band.

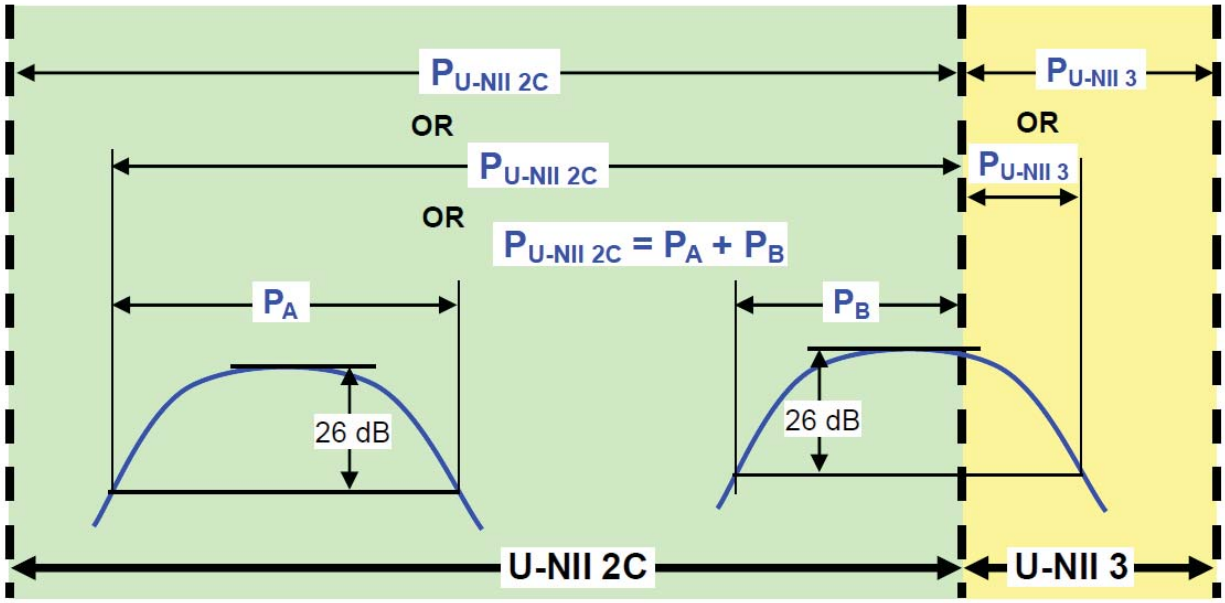

Conducted output power within a U-NII band: Integrate over the band or integrate over a span including the 26 dB EBWs of transmission segments within the band or integrate over 26 dB EBW of each transmission segment in the band and sum.

Figure 4. Conducted Output Power Measurement Examples

This document is uncontrolled. Please refer to the electronic copy within EDCS for the most up to date version.
Cisco Systems, Inc. Company Confidential

5.3.2 Maximum Conducted Output Power Test Procedure

Ref. KDB 789033 D02 General UNII Test Procedures New Rules v01r02
ANSI C63.10: 2013

Maximum Conducted Output Power Test Procedure
1. Set the radio in the continuous transmitting mode at full power 2. Compute power by integrating the spectrum across the EBW (or alternatively entire 99% OBW) of the signal using the instrument's band power measurement function. The integration shall be performed using the spectrum analyzer band-power measurement function with band limits set equal to the EBW or the OBW band edges. 3. Capture graphs and record pertinent measurement data.

Ref. KDB 789033 D02 General UNII Test Procedures New Rules v01r02
2. Measurement using a Spectrum Analyzer or EMI Receiver (SA), (d) Method SA-2

Maximum Conducted Output Power Test parameters
Method SA-2 (trace averaging across on and off times of the EUT transmissions, followed by duty cycle correction). (i) Measure the duty cycle, x, of the transmitter output signal as described in section II.B. (ii) Set span to encompass the EBW (or, alternatively, the entire 99% occupied bandwidth) of the signal. (iii) Set RBW = 1MHz. (iv) Set VBW ≥ 3MHz. (v) Number of points in sweep ≥ 2 Span / RBW. (This ensures that bin-to-bin spacing is ≤ RBW/2, so that narrowband signals are not lost between frequency bins.) (vi) Sweep time = auto. (vii) Detector = RMS (i.e., power averaging), if available. Otherwise, use sample detector mode. (viii) Do not use sweep triggering. Allow the sweep to "free run". (ix) Trace average at least 100 traces in power averaging (i.e., RMS) mode; however, the number of traces to be averaged shall be increased above 100 as needed to ensure that the average accurately represents the true average over the on and off periods of the transmitter. (x) Compute power by integrating the spectrum across the EBW (or, alternatively, the entire 99% occupied bandwidth) of the signal using the instrument's band power measurement function with band limits set equal to the EBW (or occupied bandwidth)

The "measure-and-sum technique" is used for measuring in-band transmit power of a device. In the measure-and-sum approach, the conducted emission level is measured at each antenna port. The measured results at the various antenna ports are then summed mathematically to determine the total emission level from the device. Summing is performed in linear power units. ANSI C63.10 section 14.3.2.2

This document is uncontrolled. Please refer to the electronic copy within EDCS for the most up to date version.
Cisco Systems, Inc. Company Confidential

5.3.3 Maximum Conducted Output Power Test Information

Samples, Systems, and Modes

System Number	Description	Samples	System under test	Support equipment
1	EUT	S01	☑	☐
	Support	S02	☐	☑

Tested By: Julian Land	Date of testing: November 19, 2018 – December 12, 2018
Test Result: PASS	

Test Equipment

See Appendix A for list of test equipment

This document is uncontrolled. Please refer to the electronic copy within EDCS for the most up to date version.
Cisco Systems, Inc. Company Confidential

5.3.4 Maximum Conducted Output Power Data Table

Frequency (MHz)	Mode	Tx Paths	Index Power (dBm)	Correlated Antenna Gain (dBi)	Duty Cycle (%)	Tx 1 Max Power (dBm)	Tx 2 Max Power (dBm)	Tx 3 Max Power (dBm)	Tx 4 Max Power (dBm)	Total Conducted Channel Power (dBm)	Limit (dBm)	Margin (dB)
5500	Non HT20, 6 to 54 Mbps	1	17	4.4	99.01	16.6				16.6	24.0	7.4
	Non HT20, 6 to 54 Mbps	2	17	4.4	99.01	16.6	16.2			19.5	24.0	4.5
	Non HT20, 6 to 54 Mbps	3	13	4.4	99.01	12.9	12.1	11.9		17.1	24.0	6.9
	Non HT20, 6 to 54 Mbps	4	11	4.4	99.01	11.0	10.0	10.0	10.4	16.4	24.0	7.6
	Non HT20 Beam Forming, 6 to 54 Mbps	2	15	7.4	99.01	14.9	14.1			17.6	22.6	5.0
	Non HT20 Beam Forming, 6 to 54 Mbps	3	12	9.4	99.01	11.7	11.1	11.2		16.2	20.6	4.4
	Non HT20 Beam Forming, 6 to 54 Mbps	4	9	10.4	99.01	8.9	7.7	7.8	8.3	14.3	19.6	5.3
	HT/VHT20, M0 to M7	1	17	4.4	98.76	17.1				17.2	24.0	6.9
	HT/VHT20, M0 to M7	2	17	4.4	98.76	17.1	16.4			19.8	24.0	4.2
	HT/VHT20, M8 to M15	2	17	4.4	98.76	17.1	16.4			19.8	24.0	4.2
	HT/VHT20, M0 to M7	3	14	4.4	98.76	14.1	13.0	13.3		18.3	24.0	5.7
	HT/VHT20, M8 to M15	3	16	4.4	98.76	16.0	15.2	15.4		20.4	24.0	3.6
	HT/VHT20, M16 to M23	3	16	4.4	98.76	16.0	15.2	15.4		20.4	24.0	3.6
	HT/VHT20, M0 to M7	4	11	4.4	98.76	10.9	10.0	10.1	10.5	16.5	24.0	7.5
	HT/VHT20, M8 to M15	4	14	4.4	98.76	14.1	13.0	13.3	13.5	19.6	24.0	4.4
	HT/VHT20, M16 to M23	4	16	4.4	98.76	16.0	15.2	15.4	15.5	21.6	24.0	2.4
	HT/VHT20, M24 to M31	4	16	4.4	98.76	16.0	15.2	15.4	15.5	21.6	24.0	2.4
	HT/VHT20 Beam Forming, M0 to M7	2	15	7.4	98.76	15.0	14.2			17.7	22.6	4.9
	HT/VHT20 Beam Forming, M8 to M15	2	17	4.4	98.76	17.1	16.4			19.8	24.0	4.2
	HT/VHT20 Beam Forming, M0 to M7	3	12	9.4	98.76	11.7	10.9	11.1		16.1	20.6	4.5
	HT/VHT20 Beam Forming, M8 to M15	3	15	6.4	98.76	15.0	14.2	14.4		19.4	23.6	4.2
	HT/VHT20 Beam Forming, M16 to M23	3	16	4.4	98.76	16.0	15.2	15.4		20.4	24.0	3.6
	HT/VHT20 Beam Forming, M0 to M7	4	9	10.4	98.76	8.8	7.9	7.8	8.4	14.3	19.6	5.3
	HT/VHT20 Beam Forming, M8 to M15	4	12	7.4	98.76	11.7	10.9	11.1	11.5	17.4	22.6	5.2
	HT/VHT20 Beam Forming, M16 to M23	4	14	5.4	98.76	14.1	13.0	13.3	13.5	19.6	24.0	4.4

This document is uncontrolled. Please refer to the electronic copy within EDCS for the most up to date version.
Cisco Systems, Inc. Company Confidential

	HT/VHT20 Beam Forming, M24 to M31	4	16	4.4	98.76	16.0	15.2	15.4	15.5	21.6	24.0	2.4
	HT/VHT20 STBC, M0 to M7	2	17	4.4	98.76	17.1	16.4			19.8	24.0	4.2
	HT/VHT20 STBC, M0 to M7	3	16	4.4	98.76	16.0	15.2	15.4		20.4	24.0	3.6
	HT/VHT20 STBC, M0 to M7	4	14	4.4	98.76	14.1	13.0	13.3	13.5	19.6	24.0	4.4
	HE20, M0 to M7	1	17	4.4	98.45	17.4				17.5	24.0	6.5
	HE20, M0 to M7	2	17	4.4	98.45	17.4	17.0			20.3	24.0	3.7
	HE20, M8 to M15	2	17	4.4	98.45	17.4	17.0			20.3	24.0	3.7
	HE20, M0 to M7	3	14	4.4	98.45	14.3	13.5	13.8		18.7	24.0	5.3
	HE20, M8 to M15	3	16	4.4	98.45	16.5	15.7	16.0		20.9	24.0	3.1
	HE20, M16 to M23	3	16	4.4	98.45	16.5	15.7	16.0		20.9	24.0	3.1
	HE20, M0 to M7	4	11	4.4	98.45	11.7	10.6	10.7	11.1	17.1	24.0	6.9
	HE20, M8 to M15	4	14	4.4	98.45	14.3	13.5	13.8	13.9	20.0	24.0	4.0
	HE20, M16 to M23	4	16	4.4	98.45	16.5	15.7	16.0	16.0	22.2	24.0	1.9
	HE20, M24 to M31	4	16	4.4	98.45	16.5	15.7	16.0	16.0	22.2	24.0	1.9
	HE20 Beam Forming, M0 to M7	2	15	7.4	98.45	15.5	14.7			18.2	22.6	4.4
	HE20 Beam Forming, M8 to M15	2	17	4.4	98.45	17.4	17.0			20.3	24.0	3.7
	HE20 Beam Forming, M0 to M7	3	12	9.4	98.45	12.5	11.5	11.7		16.8	20.6	3.8
	HE20 Beam Forming, M8 to M15	3	15	6.4	98.45	15.5	14.7	14.9		19.9	23.6	3.7
	HE20 Beam Forming, M16 to M23	3	16	4.4	98.45	16.5	15.7	16.0		20.9	24.0	3.1
	HE20 Beam Forming, M0 to M7	4	9	10.4	98.45	9.2	8.1	8.1	8.6	14.6	19.6	5.0
	HE20 Beam Forming, M8 to M15	4	12	7.4	98.45	12.5	11.5	11.7	12.1	18.1	22.6	4.5
	HE20 Beam Forming, M16 to M23	4	14	5.4	98.45	14.3	13.5	13.8	13.9	20.0	24.0	4.0
	HE20 Beam Forming, M24 to M31	4	16	4.4	98.45	16.5	15.7	16.0	16.0	22.2	24.0	1.9
	HE20 STBC, M0 to M7	2	17	4.4	98.45	17.4	17.0			20.3	24.0	3.7
	HE20 STBC, M0 to M7	3	16	4.4	98.45	16.5	15.7	16.0		20.9	24.0	3.1
	HE20 STBC, M0 to M7	4	14	4.4	98.45	14.3	13.5	13.8	13.9	20.0	24.0	4.0
5510	Non HT40, 6 to 54 Mbps	1	14	4.4	98.88	15.1				15.2	24.0	8.9
	Non HT40, 6 to 54 Mbps	2	14	4.4	98.88	15.1	14.0			17.6	24.0	6.4
	Non HT40, 6 to 54 Mbps	3	14	4.4	98.88	15.1	14.0	13.5		19.1	24.0	4.9
	Non HT40, 6 to 54 Mbps	4	14	4.4	98.88	15.1	14.0	13.5	14.0	20.3	24.0	3.7
	HT/VHT40, M0 to M7	1	16	4.4	97.67	16.6				16.7	24.0	7.3
	HT/VHT40, M0 to M7	2	15	4.4	97.67	15.7	14.8			18.4	24.0	5.6
	HT/VHT40, M8 to M15	2	15	4.4	97.67	15.7	14.8			18.4	24.0	5.6
	HT/VHT40, M0 to M7	3	15	4.4	97.67	15.7	14.8	14.3		19.9	24.0	4.2
	HT/VHT40, M8 to M15	3	15	4.4	97.67	15.7	14.8	14.3		19.9	24.0	4.2
	HT/VHT40, M16 to M23	3	15	4.4	97.67	15.7	14.8	14.3		19.9	24.0	4.2
	HT/VHT40, M0 to M7	4	14	4.4	97.67	15.0	13.8	13.1	13.8	20.1	24.0	3.9
	HT/VHT40, M8 to M15	4	15	4.4	97.67	15.7	14.8	14.3	14.8	21.1	24.0	3.0
	HT/VHT40, M16 to M23	4	15	4.4	97.67	15.7	14.8	14.3	14.8	21.1	24.0	3.0

This document is uncontrolled. Please refer to the electronic copy within EDCS for the most up to date version.
Cisco Systems, Inc. Company Confidential

	HT/VHT40, M24 to M31	4	15	4.4	97.67	15.7	14.8	14.3	14.8	21.1	24.0	3.0
	HT/VHT40 Beam Forming, M0 to M7	2	15	7.4	97.67	15.7	14.8			18.4	22.6	4.2
	HT/VHT40 Beam Forming, M8 to M15	2	15	4.4	97.67	15.7	14.8			18.4	24.0	5.6
	HT/VHT40 Beam Forming, M0 to M7	3	12	9.4	97.67	13.0	11.6	11.0		16.8	20.6	3.8
	HT/VHT40 Beam Forming, M8 to M15	3	15	6.4	97.67	15.7	14.8	14.3		19.9	23.6	3.8
	HT/VHT40 Beam Forming, M16 to M23	3	15	4.4	97.67	15.7	14.8	14.3		19.9	24.0	4.2
	HT/VHT40 Beam Forming, M0 to M7	4	9	10.4	97.67	9.9	8.9	7.9	8.8	15.1	19.6	4.5
	HT/VHT40 Beam Forming, M8 to M15	4	12	7.4	97.67	13.0	11.6	11.0	11.9	18.1	22.6	4.5
	HT/VHT40 Beam Forming, M16 to M23	4	14	5.4	97.67	15.0	13.8	13.1	13.8	20.1	24.0	3.9
	HT/VHT40 Beam Forming, M24 to M31	4	15	4.4	97.67	15.7	14.8	14.3	14.8	21.1	24.0	3.0
	HT/VHT40 STBC, M0 to M7	2	15	4.4	97.67	15.7	14.8			18.4	24.0	5.6
	HT/VHT40 STBC, M0 to M7	3	15	4.4	97.67	15.7	14.8	14.3		19.9	24.0	4.2
	HT/VHT40 STBC, M0 to M7	4	15	4.4	97.67	15.7	14.8	14.3	14.8	21.1	24.0	3.0
	HE40, M0 to M7	1	13	4.4	96.94	13.8				13.9	24.0	10.1
	HE40, M0 to M7	2	13	4.4	96.94	13.8	13.3			16.7	24.0	7.3
	HE40, M8 to M15	2	13	4.4	96.94	13.8	13.3			16.7	24.0	7.3
	HE40, M0 to M7	3	13	4.4	96.94	13.8	13.3	12.4		18.1	24.0	5.9
	HE40, M8 to M15	3	13	4.4	96.94	13.8	13.3	12.4		18.1	24.0	5.9
	HE40, M16 to M23	3	13	4.4	96.94	13.8	13.3	12.4		18.1	24.0	5.9
	HE40, M0 to M7	4	13	4.4	96.94	13.8	13.3	12.4	13.0	19.3	24.0	4.7
	HE40, M8 to M15	4	13	4.4	96.94	13.8	13.3	12.4	13.0	19.3	24.0	4.7
	HE40, M16 to M23	4	13	4.4	96.94	13.8	13.3	12.4	13.0	19.3	24.0	4.7
	HE40, M24 to M31	4	13	4.4	96.94	13.8	13.3	12.4	13.0	19.3	24.0	4.7
	HE40 Beam Forming, M0 to M7	2	13	7.4	96.94	13.8	13.3			16.7	22.6	5.9
	HE40 Beam Forming, M8 to M15	2	13	4.4	96.94	13.8	13.3			16.7	24.0	7.3
	HE40 Beam Forming, M0 to M7	3	11	9.4	96.94	12.1	11.1	10.2		16.1	20.6	4.5
	HE40 Beam Forming, M8 to M15	3	13	6.4	96.94	13.8	13.3	12.4		18.1	23.6	5.5
	HE40 Beam Forming, M16 to M23	3	13	4.4	96.94	13.8	13.3	12.4		18.1	24.0	5.9
	HE40 Beam Forming, M0 to M7	4	9	10.4	96.94	10.0	9.1	7.9	9.2	15.3	19.6	4.3
	HE40 Beam Forming, M8 to M15	4	12	7.4	96.94	13.0	12.2	11.2	12.1	18.3	22.6	4.3
	HE40 Beam Forming, M16 to M23	4	13	5.4	96.94	13.8	13.3	12.4	13.0	19.3	24.0	4.7
	HE40 Beam Forming, M24 to M31	4	13	4.4	96.94	13.8	13.3	12.4	13.0	19.3	24.0	4.7
	HE40 STBC, M0 to M7	2	13	4.4	96.94	13.8	13.3			16.7	24.0	7.3
	HE40 STBC, M0 to M7	3	13	4.4	96.94	13.8	13.3	12.4		18.1	24.0	5.9
	HE40 STBC, M0 to M7	4	13	4.4	96.94	13.8	13.3	12.4	13.0	19.3	24.0	4.7
5530	Non HT80, 6 to 54 Mbps	1	14	4.4	98.88	14.5				14.6	24.0	9.5
	Non HT80, 6 to 54 Mbps	2	14	4.4	98.88	14.5	13.8			17.2	24.0	6.8
	Non HT80, 6 to 54 Mbps	3	14	4.4	98.88	14.5	13.8	13.3		18.7	24.0	5.3
	Non HT80, 6 to 54 Mbps	4	13	4.4	98.88	13.1	12.8	12.1	13.1	18.9	24.0	5.1

This document is uncontrolled. Please refer to the electronic copy within EDCS for the most up to date version.
Cisco Systems, Inc. Company Confidential

VHT80, M0 to M9 1ss	1	15	4.4	95.52	15.2				15.4	24.0	8.6
VHT80, M0 to M9 1ss	2	14	4.4	95.52	14.3	13.6			17.2	24.0	6.8
VHT80, M0 to M9 2ss	2	14	4.4	95.52	14.3	13.6			17.2	24.0	6.8
VHT80, M0 to M9 1ss	3	14	4.4	95.52	14.3	13.6	12.9		18.6	24.0	5.4
VHT80, M0 to M9 2ss	3	14	4.4	95.52	14.3	13.6	12.9		18.6	24.0	5.4
VHT80, M0 to M9 3ss	3	14	4.4	95.52	14.3	13.6	12.9		18.6	24.0	5.4
VHT80, M0 to M9 1ss	4	14	4.4	95.52	14.3	13.6	12.9	13.9	19.9	24.0	4.1
VHT80, M0 to M9 2ss	4	14	4.4	95.52	14.3	13.6	12.9	13.9	19.9	24.0	4.1
VHT80, M0 to M9 3ss	4	14	4.4	95.52	14.3	13.6	12.9	13.9	19.9	24.0	4.1
VHT80, M0 to M9 4ss	4	14	4.4	95.52	14.3	13.6	12.9	13.9	19.9	24.0	4.1
VHT80 Beam Forming, M0 to M9 1ss	2	14	7.4	95.52	14.3	13.6			17.2	22.6	5.4
VHT80 Beam Forming, M0 to M9 2ss	2	14	4.4	95.52	14.3	13.6			17.2	24.0	6.8
VHT80 Beam Forming, M0 to M9 1ss	3	11	9.4	95.52	11.1	10.3	9.8		15.4	20.6	5.2
VHT80 Beam Forming, M0 to M9 2ss	3	14	6.4	95.52	14.3	13.6	12.9		18.6	23.6	5.0
VHT80 Beam Forming, M0 to M9 3ss	3	14	4.4	95.52	14.3	13.6	12.9		18.6	24.0	5.4
VHT80 Beam Forming, M0 to M9 1ss	4	9	10.4	95.52	9.3	8.5	7.8	9.1	14.9	19.6	4.7
VHT80 Beam Forming, M0 to M9 2ss	4	12	7.4	95.52	12.4	11.5	11.0	11.8	17.9	22.6	4.7
VHT80 Beam Forming, M0 to M9 3ss	4	14	5.4	95.52	14.3	13.6	12.9	13.9	19.9	24.0	4.1
VHT80 Beam Forming, M0 to M9 4ss	4	14	4.4	95.52	14.3	13.6	12.9	13.9	19.9	24.0	4.1
VHT80 STBC, M0 to M9 1ss	2	14	4.4	95.52	14.3	13.6			17.2	24.0	6.8
VHT80 STBC, M0 to M9 1ss	3	14	4.4	95.52	14.3	13.6	12.9		18.6	24.0	5.4
VHT80 STBC, M0 to M9 1ss	4	14	4.4	95.52	14.3	13.6	12.9	13.9	19.9	24.0	4.1
HE80, M0 to M9 1ss	1	16	4.4	94.61	16.8				17.0	24.0	7.0
HE80, M0 to M9 1ss	2	15	4.4	94.61	15.6	15.0			18.6	24.0	5.4
HE80, M0 to M9 2ss	2	15	4.4	94.61	15.6	15.0			18.6	24.0	5.4
HE80, M0 to M9 1ss	3	15	4.4	94.61	15.6	15.0	14.6		20.1	24.0	3.9
HE80, M0 to M9 2ss	3	15	4.4	94.61	15.6	15.0	14.6		20.1	24.0	3.9
HE80, M0 to M9 3ss	3	15	4.4	94.61	15.6	15.0	14.6		20.1	24.0	3.9
HE80, M0 to M9 1ss	4	15	4.4	94.61	15.6	15.0	14.6	15.1	21.4	24.0	2.7
HE80, M0 to M9 2ss	4	15	4.4	94.61	15.6	15.0	14.6	15.1	21.4	24.0	2.7
HE80, M0 to M9 3ss	4	15	4.4	94.61	15.6	15.0	14.6	15.1	21.4	24.0	2.7
HE80, M0 to M9 4ss	4	15	4.4	94.61	15.6	15.0	14.6	15.1	21.4	24.0	2.7
HE80 Beam Forming, M0 to M9 1ss	2	15	7.4	94.61	15.6	15.0			18.6	22.6	4.0
HE80 Beam Forming, M0 to M9 2ss	2	15	4.4	94.61	15.6	15.0			18.6	24.0	5.4
HE80 Beam Forming, M0 to M9 1ss	3	11	9.4	94.61	11.4	10.6	10.0		15.7	20.6	4.9
HE80 Beam Forming, M0 to M9 2ss	3	14	6.4	94.61	14.7	13.8	13.3		19.0	23.6	4.6
HE80 Beam Forming, M0 to M9 3ss	3	15	4.4	94.61	15.6	15.0	14.6		20.1	24.0	3.9
HE80 Beam Forming, M0 to M9 1ss	4	9	10.4	94.61	9.3	8.8	7.9	9.2	15.1	19.6	4.5
HE80 Beam Forming, M0 to M9 2ss	4	12	7.4	94.61	12.4	11.7	11.3	11.9	18.1	22.6	4.5
HE80 Beam Forming, M0 to M9 3ss	4	14	5.4	94.61	14.7	13.8	13.3	14.3	20.3	24.0	3.7

This document is uncontrolled. Please refer to the electronic copy within EDCS for the most up to date version.
Cisco Systems, Inc. Company Confidential

	HE80 Beam Forming, M0 to M9 4ss	4	15	4.4	94.61	15.6	15.0	14.6	15.1	21.4	24.0	2.7
	HE80 STBC, M0 to M9 1ss	2	15	4.4	94.61	15.6	15.0			18.6	24.0	5.4
	HE80 STBC, M0 to M9 1ss	3	15	4.4	94.61	15.6	15.0	14.6		20.1	24.0	3.9
	HE80 STBC, M0 to M9 1ss	4	15	4.4	94.61	15.6	15.0	14.6	15.1	21.4	24.0	2.7
5550	Non HT40, 6 to 54 Mbps	1	17	4.4	98.88	18.0				18.1	24.0	6.0
	Non HT40, 6 to 54 Mbps	2	17	4.4	98.88	18.0	17.1			20.6	24.0	3.4
	Non HT40, 6 to 54 Mbps	3	16	4.4	98.88	17.1	16.3	15.5		21.2	24.0	2.8
	Non HT40, 6 to 54 Mbps	4	14	4.4	98.88	15.0	14.0	13.6	13.9	20.2	24.0	3.8
	HT/VHT40, M0 to M7	1	17	4.4	97.67	17.8				17.9	24.0	6.1
	HT/VHT40, M0 to M7	2	17	4.4	97.67	17.8	17.3			20.7	24.0	3.3
	HT/VHT40, M8 to M15	2	17	4.4	97.67	17.8	17.3			20.7	24.0	3.3
	HT/VHT40, M0 to M7	3	16	4.4	97.67	16.8	16.3	15.5		21.1	24.0	2.9
	HT/VHT40, M8 to M15	3	17	4.4	97.67	17.8	17.3	16.7		22.2	24.0	1.8
	HT/VHT40, M16 to M23	3	17	4.4	97.67	17.8	17.3	16.7		22.2	24.0	1.8
	HT/VHT40, M0 to M7	4	14	4.4	97.67	14.9	14.0	13.6	14.2	20.3	24.0	3.7
	HT/VHT40, M8 to M15	4	16	4.4	97.67	16.8	16.3	15.5	15.9	22.3	24.0	1.7
	HT/VHT40, M16 to M23	4	16	4.4	97.67	16.8	16.3	15.5	15.9	22.3	24.0	1.7
	HT/VHT40, M24 to M31	4	16	4.4	97.67	16.8	16.3	15.5	15.9	22.3	24.0	1.7
	HT/VHT40 Beam Forming, M0 to M7	2	15	7.4	97.67	15.9	15.2			18.7	22.6	3.9
	HT/VHT40 Beam Forming, M8 to M15	2	17	4.4	97.67	17.8	17.3			20.7	24.0	3.3
	HT/VHT40 Beam Forming, M0 to M7	3	12	9.4	97.67	13.2	12.1	11.2		17.1	20.6	3.5
	HT/VHT40 Beam Forming, M8 to M15	3	15	6.4	97.67	15.9	15.2	14.5		20.1	23.6	3.5
	HT/VHT40 Beam Forming, M16 to M23	3	17	4.4	97.67	17.8	17.3	16.7		22.2	24.0	1.8
	HT/VHT40 Beam Forming, M0 to M7	4	9	10.4	97.67	10.1	9.0	8.0	9.2	15.3	19.6	4.3
	HT/VHT40 Beam Forming, M8 to M15	4	12	7.4	97.67	13.2	12.1	11.2	12.2	18.4	22.6	4.2
	HT/VHT40 Beam Forming, M16 to M23	4	14	5.4	97.67	14.9	14.0	13.6	14.2	20.3	24.0	3.7
	HT/VHT40 Beam Forming, M24 to M31	4	16	4.4	97.67	16.8	16.3	15.5	15.9	22.3	24.0	1.7
	HT/VHT40 STBC, M0 to M7	2	17	4.4	97.67	17.8	17.3			20.7	24.0	3.3
	HT/VHT40 STBC, M0 to M7	3	17	4.4	97.67	17.8	17.3	16.7		22.2	24.0	1.8
	HT/VHT40 STBC, M0 to M7	4	16	4.4	97.67	16.8	16.3	15.5	15.9	22.3	24.0	1.7
	HE40, M0 to M7	1	17	4.4	96.94	18.7				18.8	24.0	5.2
	HE40, M0 to M7	2	17	4.4	96.94	18.7	17.6			21.3	24.0	2.7
	HE40, M8 to M15	2	17	4.4	96.94	18.7	17.6			21.3	24.0	2.7
	HE40, M0 to M7	3	16	4.4	96.94	17.3	16.7	15.9		21.6	24.0	2.4
	HE40, M8 to M15	3	17	4.4	96.94	18.7	17.6	17.3		22.8	24.0	1.2
	HE40, M16 to M23	3	17	4.4	96.94	18.7	17.6	17.3		22.8	24.0	1.2
	HE40, M0 to M7	4	14	4.4	96.94	15.2	14.3	13.8	14.3	20.6	24.0	3.4
	HE40, M8 to M15	4	16	4.4	96.94	17.3	16.7	15.9	16.3	22.7	24.0	1.3
	HE40, M16 to M23	4	16	4.4	96.94	17.3	16.7	15.9	16.3	22.7	24.0	1.3

This document is uncontrolled. Please refer to the electronic copy within EDCS for the most up to date version.
Cisco Systems, Inc. Company Confidential

	HE40, M24 to M31	4	16	4.4	96.94	17.3	16.7	15.9	16.3	22.7	24.0	1.3
	HE40 Beam Forming, M0 to M7	2	15	7.4	96.94	16.4	15.5			19.1	22.6	3.5
	HE40 Beam Forming, M8 to M15	2	17	4.4	96.94	18.7	17.6			21.3	24.0	2.7
	HE40 Beam Forming, M0 to M7	3	12	9.4	96.94	13.4	12.3	11.5		17.4	20.6	3.2
	HE40 Beam Forming, M8 to M15	3	15	6.4	96.94	16.4	15.5	14.9		20.6	23.6	3.1
	HE40 Beam Forming, M16 to M23	3	17	4.4	96.94	18.7	17.6	17.3		22.8	24.0	1.2
	HE40 Beam Forming, M0 to M7	4	9	10.4	96.94	10.2	9.3	8.1	9.5	15.5	19.6	4.1
	HE40 Beam Forming, M8 to M15	4	12	7.4	96.94	13.4	12.3	11.5	12.4	18.6	22.6	4.0
	HE40 Beam Forming, M16 to M23	4	14	5.4	96.94	15.2	14.3	13.8	14.3	20.6	24.0	3.4
	HE40 Beam Forming, M24 to M31	4	16	4.4	96.94	17.3	16.7	15.9	16.3	22.7	24.0	1.3
	HE40 STBC, M0 to M7	2	17	4.4	96.94	18.7	17.6			21.3	24.0	2.7
	HE40 STBC, M0 to M7	3	17	4.4	96.94	18.7	17.6	17.3		22.8	24.0	1.2
	HE40 STBC, M0 to M7	4	16	4.4	96.94	17.3	16.7	15.9	16.3	22.7	24.0	1.3
5560	Non HT20, 6 to 54 Mbps	1	17	4.4	99.01	17.4				17.4	24.0	6.6
	Non HT20, 6 to 54 Mbps	2	17	4.4	99.01	17.4	16.8			20.2	24.0	3.8
	Non HT20, 6 to 54 Mbps	3	14	4.4	99.01	14.0	13.3	13.6		18.5	24.0	5.5
	Non HT20, 6 to 54 Mbps	4	11	4.4	99.01	11.4	10.3	10.5	11.2	16.9	24.0	7.1
	Non HT20 Beam Forming, 6 to 54 Mbps	2	15	7.4	99.01	15.2	14.4			17.9	22.6	4.7
	Non HT20 Beam Forming, 6 to 54 Mbps	3	12	9.4	99.01	12.4	11.4	11.4		16.6	20.6	4.0
	Non HT20 Beam Forming, 6 to 54 Mbps	4	9	10.4	99.01	9.2	8.2	8.2	9.1	14.8	19.6	4.8
	HT/VHT20, M0 to M7	1	17	4.4	98.76	17.2				17.3	24.0	6.8
	HT/VHT20, M0 to M7	2	17	4.4	98.76	17.2	16.8			20.1	24.0	3.9
	HT/VHT20, M8 to M15	2	17	4.4	98.76	17.2	16.8			20.1	24.0	3.9
	HT/VHT20, M0 to M7	3	14	4.4	98.76	14.2	13.4	13.4		18.5	24.0	5.5
	HT/VHT20, M8 to M15	3	17	4.4	98.76	17.2	16.8	16.9		21.8	24.0	2.2
	HT/VHT20, M16 to M23	3	17	4.4	98.76	17.2	16.8	16.9		21.8	24.0	2.2
	HT/VHT20, M0 to M7	4	11	4.4	98.76	11.4	10.3	10.2	10.8	16.8	24.0	7.2
	HT/VHT20, M8 to M15	4	14	4.4	98.76	14.2	13.4	13.4	13.8	19.8	24.0	4.2
	HT/VHT20, M16 to M23	4	16	4.4	98.76	16.1	15.5	15.6	15.9	21.9	24.0	2.1
	HT/VHT20, M24 to M31	4	16	4.4	98.76	16.1	15.5	15.6	15.9	21.9	24.0	2.1
	HT/VHT20 Beam Forming, M0 to M7	2	15	7.4	98.76	15.5	14.5			18.1	22.6	4.5
	HT/VHT20 Beam Forming, M8 to M15	2	17	4.4	98.76	17.2	16.8			20.1	24.0	3.9
	HT/VHT20 Beam Forming, M0 to M7	3	12	9.4	98.76	11.9	11.4	11.5		16.4	20.6	4.2
	HT/VHT20 Beam Forming, M8 to M15	3	15	6.4	98.76	15.5	14.5	14.7		19.8	23.6	3.9
	HT/VHT20 Beam Forming, M16 to M23	3	17	4.4	98.76	17.2	16.8	16.9		21.8	24.0	2.2
	HT/VHT20 Beam Forming, M0 to M7	4	9	10.4	98.76	9.4	8.2	8.1	8.9	14.8	19.6	4.8
	HT/VHT20 Beam Forming, M8 to M15	4	12	7.4	98.76	11.9	11.4	11.5	11.9	17.8	22.6	4.8
	HT/VHT20 Beam Forming, M16 to M23	4	14	5.4	98.76	14.2	13.4	13.4	13.8	19.8	24.0	4.2

This document is uncontrolled. Please refer to the electronic copy within EDCS for the most up to date version.
Cisco Systems, Inc. Company Confidential

	HT/VHT20 Beam Forming, M24 to M31	4	16	4.4	98.76	16.1	15.5	15.6	15.9	21.9	24.0	2.1
	HT/VHT20 STBC, M0 to M7	2	17	4.4	98.76	17.2	16.8			20.1	24.0	3.9
	HT/VHT20 STBC, M0 to M7	3	17	4.4	98.76	17.2	16.8	16.9		21.8	24.0	2.2
	HT/VHT20 STBC, M0 to M7	4	14	4.4	98.76	14.2	13.4	13.4	13.8	19.8	24.0	4.2
	HE20, M0 to M7	1	17	4.4	98.45	17.5				17.6	24.0	6.4
	HE20, M0 to M7	2	17	4.4	98.45	17.5	17.1			20.4	24.0	3.6
	HE20, M8 to M15	2	17	4.4	98.45	17.5	17.1			20.4	24.0	3.6
	HE20, M0 to M7	3	14	4.4	98.45	14.5	13.6	13.7		18.8	24.0	5.2
	HE20, M8 to M15	3	17	4.4	98.45	17.5	17.1	17.2		22.1	24.0	1.9
	HE20, M16 to M23	3	17	4.4	98.45	17.5	17.1	17.2		22.1	24.0	1.9
	HE20, M0 to M7	4	11	4.4	98.45	11.4	10.5	10.6	11.2	17.0	24.0	7.0
	HE20, M8 to M15	4	14	4.4	98.45	14.5	13.6	13.7	14.1	20.1	24.0	3.9
	HE20, M16 to M23	4	16	4.4	98.45	16.8	15.9	16.3	16.3	22.4	24.0	1.6
	HE20, M24 to M31	4	16	4.4	98.45	16.8	15.9	16.3	16.3	22.4	24.0	1.6
	HE20 Beam Forming, M0 to M7	2	15	7.4	98.45	15.5	14.8			18.2	22.6	4.4
	HE20 Beam Forming, M8 to M15	2	17	4.4	98.45	17.5	17.1			20.4	24.0	3.6
	HE20 Beam Forming, M0 to M7	3	12	9.4	98.45	12.4	11.8	11.8		16.9	20.6	3.8
	HE20 Beam Forming, M8 to M15	3	15	6.4	98.45	15.5	14.8	15.0		20.0	23.6	3.7
	HE20 Beam Forming, M16 to M23	3	17	4.4	98.45	17.5	17.1	17.2		22.1	24.0	1.9
	HE20 Beam Forming, M0 to M7	4	9	10.4	98.45	9.3	8.5	8.3	9.0	14.9	19.6	4.7
	HE20 Beam Forming, M8 to M15	4	12	7.4	98.45	12.4	11.8	11.8	12.3	18.2	22.6	4.4
	HE20 Beam Forming, M16 to M23	4	14	5.4	98.45	14.5	13.6	13.7	14.1	20.1	24.0	3.9
	HE20 Beam Forming, M24 to M31	4	16	4.4	98.45	16.8	15.9	16.3	16.3	22.4	24.0	1.6
	HE20 STBC, M0 to M7	2	17	4.4	98.45	17.5	17.1			20.4	24.0	3.6
	HE20 STBC, M0 to M7	3	17	4.4	98.45	17.5	17.1	17.2		22.1	24.0	1.9
	HE20 STBC, M0 to M7	4	14	4.4	98.45	14.5	13.6	13.7	14.1	20.1	24.0	3.9
5570	Non VHT160/HE160, 6 to 54 Mbps	1	12	4.4	99.06	12.2				12.24	24	11.76
	Non VHT160/HE160, 6 to 54 Mbps	2	12	4.4	99.06	12.2	12.5			15.4	24	8.6
	Non VHT160/HE160, 6 to 54 Mbps	3	12	4.4	99.06	12.2	12.5	13.1		17.43	24	6.57
	Non VHT160/HE160, 6 to 54 Mbps	4	11	4.4	99.06	11.2	11.5	11.8	11.7	17.62	24	6.38
	VHT160, M0 to M9 1ss	1	13	4.4	92.33	12.8				13.15	24	10.85
	VHT160, M0 to M9 1ss	2	12	4.4	92.33	11.5	12.3			15.28	24	8.72
	VHT160, M0 to M9 2ss	2	12	4.4	92.33	11.5	12.3			15.28	24	8.72
	VHT160, M0 to M9 1ss	3	12	4.4	92.33	11.5	12.3	12.8		17.35	24	6.65
	VHT160, M0 to M9 2ss	3	12	4.4	92.33	11.5	12.3	12.8		17.35	24	6.65
	VHT160, M0 to M9 3ss	3	12	4.4	92.33	11.5	12.3	12.8		17.35	24	6.65
	VHT160, M0 to M9 1ss	4	10	4.4	92.33	9.9	10.5	10.8	10.4	16.78	24	7.22
	VHT160, M0 to M9 2ss	4	10	4.4	92.33	9.9	10.5	10.8	10.4	16.78	24	7.22
	VHT160, M0 to M9 3ss	4	10	4.4	92.33	9.9	10.5	10.8	10.4	16.78	24	7.22

This document is uncontrolled. Please refer to the electronic copy within EDCS for the most up to date version.
Cisco Systems, Inc. Company Confidential

	VHT160, M0 to M9 4ss	4	10	4.4	92.33	9.9	10.5	10.8	10.4	16.78	24	7.22
	VHT160 Beam Forming, M0 to M9 1ss	2	12	7.4	92.33	11.5	12.3			15.28	22.6	7.32
	VHT160 Beam Forming, M0 to M9 2ss	2	12	4.4	92.33	11.5	12.3			15.28	24	8.72
	VHT160 Beam Forming, M0 to M9 1ss	3	7	9.4	92.33	6.9	7.3	7.8		12.47	20.6	8.13
	VHT160 Beam Forming, M0 to M9 2ss	3	8	6.4	92.33	7.6	8.4	8.4		13.27	23.6	10.33
	VHT160 Beam Forming, M0 to M9 3ss	3	12	4.4	92.33	11.5	12.3	12.8		17.35	24	6.65
	VHT160 Beam Forming, M0 to M9 1ss	4	3	10.4	92.33	1.9	2.7	3.8	3.2	9.32	19.6	10.28
	VHT160 Beam Forming, M0 to M9 2ss	4	7	7.4	92.33	6.9	7.3	7.8	7.3	13.7	22.6	8.9
	VHT160 Beam Forming, M0 to M9 3ss	4	8	5.4	92.33	7.6	8.4	8.4	8.3	14.55	24	9.45
	VHT160 Beam Forming, M0 to M9 4ss	4	10	4.4	92.33	9.9	10.5	10.8	10.4	16.78	24	7.22
	VHT160 STBC, M0 to M9 1ss	2	12	4.4	92.33	11.5	12.3			15.28	24	8.72
	VHT160 STBC, M0 to M9 1ss	3	12	4.4	92.33	11.5	12.3	12.8		17.35	24	6.65
	VHT160 STBC, M0 to M9 1ss	4	10	4.4	92.33	9.9	10.5	10.8	10.4	16.78	24	7.22
	HE160, M0 to M9 1ss	1	16	4.4	89.99	15.7				16.16	24	7.84
	HE160, M0 to M9 1ss	2	15	4.4	89.99	14.9	15.3			18.57	24	5.43
	HE160, M0 to M9 2ss	2	15	4.4	89.99	14.9	15.3			18.57	24	5.43
	HE160, M0 to M9 1ss	3	14	4.4	89.99	14	14.4	14.9		19.68	24	4.32
	HE160, M0 to M9 2ss	3	14	4.4	89.99	14	14.4	14.9		19.68	24	4.32
	HE160, M0 to M9 3ss	3	14	4.4	89.99	14	14.4	14.9		19.68	24	4.32
	HE160, M0 to M9 1ss	4	14	4.4	89.99	14	14.4	14.9	14.8	21.02	24	2.98
	HE160, M0 to M9 2ss	4	14	4.4	89.99	14	14.4	14.9	14.8	21.02	24	2.98
	HE160, M0 to M9 3ss	4	14	4.4	89.99	14	14.4	14.9	14.8	21.02	24	2.98
	HE160, M0 to M9 4ss	4	14	4.4	89.99	14	14.4	14.9	14.8	21.02	24	2.98
	HE160 Beam Forming, M0 to M9 1ss	2	14	7.4	89.99	14	14.4			17.67	22.6	4.93
	HE160 Beam Forming, M0 to M9 2ss	2	15	4.4	89.99	14.9	15.3			18.57	24	5.43
	HE160 Beam Forming, M0 to M9 1ss	3	10	9.4	89.99	10.1	10.5	11.2		15.85	20.6	4.75
	HE160 Beam Forming, M0 to M9 2ss	3	14	6.4	89.99	14	14.4	14.9		19.68	23.6	3.92
	HE160 Beam Forming, M0 to M9 3ss	3	14	4.4	89.99	14	14.4	14.9		19.68	24	4.32
	HE160 Beam Forming, M0 to M9 1ss	4	9	10.4	89.99	9.3	9.7	9.5	9.2	15.91	19.6	3.69
	HE160 Beam Forming, M0 to M9 2ss	4	11	7.4	89.99	11.2	11.6	12	11.7	18.11	22.6	4.49
	HE160 Beam Forming, M0 to M9 3ss	4	13	5.4	89.99	13.1	13.4	14.1	13.6	20.04	24	3.96
	HE160 Beam Forming, M0 to M9 4ss	4	14	4.4	89.99	14	14.4	14.9	14.8	21.02	24	2.98
	HE160 STBC, M0 to M9 1ss	2	15	4.4	89.99	14.9	15.3			18.57	24	5.43
	HE160 STBC, M0 to M9 1ss	3	14	4.4	89.99	14	14.4	14.9		19.68	24	4.32
	HE160 STBC, M0 to M9 1ss	4	14	4.4	89.99	14	14.4	14.9	14.8	21.02	24	2.98
5610	Non HT80, 6 to 54 Mbps	1	17	4.4	98.88	17.9				18.0	24.0	6.1
	Non HT80, 6 to 54 Mbps	2	17	4.4	98.88	17.9	17.1			20.6	24.0	3.4
	Non HT80, 6 to 54 Mbps	3	17	4.4	98.88	17.9	17.1	17.0		22.2	24.0	1.8
	Non HT80, 6 to 54 Mbps	4	16	4.4	98.88	16.8	15.9	15.7	16.0	22.2	24.0	1.8

This document is uncontrolled. Please refer to the electronic copy within EDCS for the most up to date version.
Cisco Systems, Inc. Company Confidential

VHT80, M0 to M9 1ss	1	17	4.4	95.52	17.6				17.8	24.0	6.2
VHT80, M0 to M9 1ss	2	17	4.4	95.52	17.6	17.1			20.6	24.0	3.4
VHT80, M0 to M9 2ss	2	17	4.4	95.52	17.6	17.1			20.6	24.0	3.4
VHT80, M0 to M9 1ss	3	17	4.4	95.52	17.6	17.1	16.7		22.1	24.0	1.9
VHT80, M0 to M9 2ss	3	17	4.4	95.52	17.6	17.1	16.7		22.1	24.0	1.9
VHT80, M0 to M9 3ss	3	17	4.4	95.52	17.6	17.1	16.7		22.1	24.0	1.9
VHT80, M0 to M9 1ss	4	16	4.4	95.52	16.4	16.0	15.6	15.9	22.2	24.0	1.8
VHT80, M0 to M9 2ss	4	16	4.4	95.52	16.4	16.0	15.6	15.9	22.2	24.0	1.8
VHT80, M0 to M9 3ss	4	16	4.4	95.52	16.4	16.0	15.6	15.9	22.2	24.0	1.8
VHT80, M0 to M9 4ss	4	16	4.4	95.52	16.4	16.0	15.6	15.9	22.2	24.0	1.8
VHT80 Beam Forming, M0 to M9 1ss	2	15	7.4	95.52	15.6	14.8			18.4	22.6	4.2
VHT80 Beam Forming, M0 to M9 2ss	2	17	4.4	95.52	17.6	17.1			20.6	24.0	3.4
VHT80 Beam Forming, M0 to M9 1ss	3	12	9.4	95.52	12.4	11.7	11.1		16.7	20.6	3.9
VHT80 Beam Forming, M0 to M9 2ss	3	15	6.4	95.52	15.6	14.8	14.7		20.0	23.6	3.6
VHT80 Beam Forming, M0 to M9 3ss	3	17	4.4	95.52	17.6	17.1	16.7		22.1	24.0	1.9
VHT80 Beam Forming, M0 to M9 1ss	4	9	10.4	95.52	9.6	8.7	8.0	9.0	15.1	19.6	4.5
VHT80 Beam Forming, M0 to M9 2ss	4	12	7.4	95.52	12.4	11.7	11.1	11.9	18.0	22.6	4.6
VHT80 Beam Forming, M0 to M9 3ss	4	14	5.4	95.52	14.5	14.0	13.4	13.8	20.2	24.0	3.8
VHT80 Beam Forming, M0 to M9 4ss	4	16	4.4	95.52	16.4	16.0	15.6	15.9	22.2	24.0	1.8
VHT80 STBC, M0 to M9 1ss	2	17	4.4	95.52	17.6	17.1			20.6	24.0	3.4
VHT80 STBC, M0 to M9 1ss	3	17	4.4	95.52	17.6	17.1	16.7		22.1	24.0	1.9
VHT80 STBC, M0 to M9 1ss	4	16	4.4	95.52	16.4	16.0	15.6	15.9	22.2	24.0	1.8
HE80, M0 to M9 1ss	1	17	4.4	94.61	17.6				17.8	24.0	6.2
HE80, M0 to M9 1ss	2	17	4.4	94.61	17.6	17.4			20.8	24.0	3.3
HE80, M0 to M9 2ss	2	17	4.4	94.61	17.6	17.4			20.8	24.0	3.3
HE80, M0 to M9 1ss	3	17	4.4	94.61	17.6	17.4	17.1		22.4	24.0	1.6
HE80, M0 to M9 2ss	3	17	4.4	94.61	17.6	17.4	17.1		22.4	24.0	1.6
HE80, M0 to M9 3ss	3	17	4.4	94.61	17.6	17.4	17.1		22.4	24.0	1.6
HE80, M0 to M9 1ss	4	16	4.4	94.61	16.7	16.2	15.7	16.1	22.5	24.0	1.6
HE80, M0 to M9 2ss	4	16	4.4	94.61	16.7	16.2	15.7	16.1	22.5	24.0	1.6
HE80, M0 to M9 3ss	4	16	4.4	94.61	16.7	16.2	15.7	16.1	22.5	24.0	1.6
HE80, M0 to M9 4ss	4	16	4.4	94.61	16.7	16.2	15.7	16.1	22.5	24.0	1.6
HE80 Beam Forming, M0 to M9 1ss	2	15	7.4	94.61	15.6	14.9			18.5	22.6	4.1
HE80 Beam Forming, M0 to M9 2ss	2	17	4.4	94.61	17.6	17.4			20.8	24.0	3.3
HE80 Beam Forming, M0 to M9 1ss	3	12	9.4	94.61	12.7	11.7	11.2		16.9	20.6	3.7
HE80 Beam Forming, M0 to M9 2ss	3	15	6.4	94.61	15.6	14.9	14.5		20.0	23.6	3.6
HE80 Beam Forming, M0 to M9 3ss	3	17	4.4	94.61	17.6	17.4	17.1		22.4	24.0	1.6
HE80 Beam Forming, M0 to M9 1ss	4	9	10.4	94.61	9.9	8.9	8.1	9.4	15.4	19.6	4.2
HE80 Beam Forming, M0 to M9 2ss	4	12	7.4	94.61	12.7	11.7	11.2	12.0	18.2	22.6	4.4
HE80 Beam Forming, M0 to M9 3ss	4	14	5.4	94.61	14.6	14.1	13.6	13.9	20.3	24.0	3.7

This document is uncontrolled. Please refer to the electronic copy within EDCS for the most up to date version.
Cisco Systems, Inc. Company Confidential

	HE80 Beam Forming, M0 to M9 4ss	4	16	4.4	94.61	16.7	16.2	15.7	16.1	22.5	24.0	1.6
	HE80 STBC, M0 to M9 1ss	2	17	4.4	94.61	17.6	17.4			20.8	24.0	3.3
	HE80 STBC, M0 to M9 1ss	3	17	4.4	94.61	17.6	17.4	17.1		22.4	24.0	1.6
	HE80 STBC, M0 to M9 1ss	4	16	4.4	94.61	16.7	16.2	15.7	16.1	22.5	24.0	1.6
5690	Non HT80, 6 to 54 Mbps	1	17	4.4	98.88	15.8				15.85	24	8.15
	Non HT80, 6 to 54 Mbps	2	17	4.4	98.88	15.8	17.1			19.56	24	4.44
	Non HT80, 6 to 54 Mbps	3	17	4.4	98.88	15.8	17.1	18.3		22.01	24	1.99
	Non HT80, 6 to 54 Mbps	4	16	4.4	98.88	15.1	16.1	17.1	16.4	22.3	24	1.7
	VHT80, M0 to M9 1ss	1	17	4.4	95.52	15.6				15.8	24	8.2
	VHT80, M0 to M9 1ss	2	17	4.4	95.52	15.6	17			19.57	24	4.43
	VHT80, M0 to M9 2ss	2	17	4.4	95.52	15.6	17			19.57	24	4.43
	VHT80, M0 to M9 1ss	3	17	4.4	95.52	15.6	17	18.2		22.03	24	1.97
	VHT80, M0 to M9 2ss	3	17	4.4	95.52	15.6	17	18.2		22.03	24	1.97
	VHT80, M0 to M9 3ss	3	17	4.4	95.52	15.6	17	18.2		22.03	24	1.97
	VHT80, M0 to M9 1ss	4	16	4.4	95.52	14.7	16	16.9	16.2	22.24	24	1.76
	VHT80, M0 to M9 2ss	4	16	4.4	95.52	14.7	16	16.9	16.2	22.24	24	1.76
	VHT80, M0 to M9 3ss	4	16	4.4	95.52	14.7	16	16.9	16.2	22.24	24	1.76
	VHT80, M0 to M9 4ss	4	16	4.4	95.52	14.7	16	16.9	16.2	22.24	24	1.76
	VHT80 Beam Forming, M0 to M9 1ss	2	15	7.4	95.52	13.5	14.7			17.35	22.6	5.25
	VHT80 Beam Forming, M0 to M9 2ss	2	17	4.4	95.52	15.6	17			19.57	24	4.43
	VHT80 Beam Forming, M0 to M9 1ss	3	12	9.4	95.52	10.9	11.8	12.9		16.91	20.6	3.69
	VHT80 Beam Forming, M0 to M9 2ss	3	15	6.4	95.52	13.5	14.7	15.9		19.78	23.6	3.82
	VHT80 Beam Forming, M0 to M9 3ss	3	17	4.4	95.52	15.6	17	18.2		22.03	24	1.97
	VHT80 Beam Forming, M0 to M9 1ss	4	12	10.4	95.52	11.2	12.2	13.2	12.5	18.55	19.6	1.05
	VHT80 Beam Forming, M0 to M9 2ss	4	12	7.4	95.52	10.9	11.8	12.9	12.1	18.2	22.6	4.4
	VHT80 Beam Forming, M0 to M9 3ss	4	14	5.4	95.52	13.1	13.9	14.9	13.9	20.22	24	3.78
	VHT80 Beam Forming, M0 to M9 4ss	4	16	4.4	95.52	14.7	16	16.9	16.2	22.24	24	1.76
	VHT80 STBC, M0 to M9 1ss	2	17	4.4	95.52	15.6	17			19.57	24	4.43
	VHT80 STBC, M0 to M9 1ss	3	17	4.4	95.52	15.6	17	18.2		22.03	24	1.97
	VHT80 STBC, M0 to M9 1ss	4	16	4.4	95.52	14.7	16	16.9	16.2	22.24	24	1.76
	HE80, M0 to M9 1ss	1	17	4.4	94.61	15.9				16.14	24	7.86
	HE80, M0 to M9 1ss	2	17	4.4	94.61	15.9	17.3			19.91	24	4.09
	HE80, M0 to M9 2ss	2	17	4.4	94.61	15.9	17.3			19.91	24	4.09
	HE80, M0 to M9 1ss	3	17	4.4	94.61	15.9	17.3	18.5		22.37	24	1.63
	HE80, M0 to M9 2ss	3	17	4.4	94.61	15.9	17.3	18.5		22.37	24	1.63
	HE80, M0 to M9 3ss	3	17	4.4	94.61	15.9	17.3	18.5		22.37	24	1.63
	HE80, M0 to M9 1ss	4	16	4.4	94.61	15	16.1	17.3	16.5	22.56	24	1.44
	HE80, M0 to M9 2ss	4	16	4.4	94.61	15	16.1	17.3	16.5	22.56	24	1.44
	HE80, M0 to M9 3ss	4	16	4.4	94.61	15	16.1	17.3	16.5	22.56	24	1.44

This document is uncontrolled. Please refer to the electronic copy within EDCS for the most up to date version.
Cisco Systems, Inc. Company Confidential

	HE80, M0 to M9 4ss	4	16	4.4	94.61	15	16.1	17.3	16.5	22.56	24	1.44
	HE80 Beam Forming, M0 to M9 1ss	2	15	7.4	94.61	14	15.1			17.84	22.6	4.76
	HE80 Beam Forming, M0 to M9 2ss	2	17	4.4	94.61	15.9	17.3			19.91	24	4.09
	HE80 Beam Forming, M0 to M9 1ss	3	12	9.4	94.61	11.2	12.2	13.2		17.29	20.6	3.31
	HE80 Beam Forming, M0 to M9 2ss	3	15	6.4	94.61	14	15.1	16.1		20.16	23.6	3.44
	HE80 Beam Forming, M0 to M9 3ss	3	17	4.4	94.61	15.9	17.3	18.5		22.37	24	1.63
	HE80 Beam Forming, M0 to M9 1ss	4	12	10.4	94.61	11	11.9	12.6	12.5	18.31	19.6	1.29
	HE80 Beam Forming, M0 to M9 2ss	4	12	7.4	94.61	11.2	12.2	13.2	12.5	18.59	22.6	4.01
	HE80 Beam Forming, M0 to M9 3ss	4	14	5.4	94.61	13	14.1	15	14.2	20.39	24	3.61
	HE80 Beam Forming, M0 to M9 4ss	4	16	4.4	94.61	15	16.1	17.3	16.5	22.56	24	1.44
	HE80 STBC, M0 to M9 1ss	2	17	4.4	94.61	15.9	17.3			19.91	24	4.09
	HE80 STBC, M0 to M9 1ss	3	17	4.4	94.61	15.9	17.3	18.5		22.37	24	1.63
	HE80 STBC, M0 to M9 1ss	4	16	4.4	94.61	15	16.1	17.3	16.5	22.56	24	1.44
5710	Non HT40, 6 to 54 Mbps	1	17	4.4	98.88	15.9				15.95	24	8.05
	Non HT40, 6 to 54 Mbps	2	17	4.4	98.88	15.9	16.8			19.43	24	4.57
	Non HT40, 6 to 54 Mbps	3	15	4.4	98.88	14	15	15.9		19.86	24	4.14
	Non HT40, 6 to 54 Mbps	4	13	4.4	98.88	12.1	13.1	13.6	13.3	19.13	24	4.87
	HT/VHT40, M0 to M7	1	17	4.4	97.67	15.8				15.9	24	8.1
	HT/VHT40, M0 to M7	2	17	4.4	97.67	15.8	16.9			19.5	24	4.5
	HT/VHT40, M8 to M15	2	17	4.4	97.67	15.8	16.9			19.5	24	4.5
	HT/VHT40, M0 to M7	3	16	4.4	97.67	15.2	15.7	16.8		20.83	24	3.17
	HT/VHT40, M8 to M15	3	17	4.4	97.67	15.8	16.9	18		21.87	24	2.13
	HT/VHT40, M16 to M23	3	17	4.4	97.67	15.8	16.9	18		21.87	24	2.13
	HT/VHT40, M0 to M7	4	14	4.4	97.67	13	13.7	14.8	14.4	20.15	24	3.85
	HT/VHT40, M8 to M15	4	16	4.4	97.67	15.2	15.7	16.8	16.3	22.16	24	1.84
	HT/VHT40, M16 to M23	4	16	4.4	97.67	15.2	15.7	16.8	16.3	22.16	24	1.84
	HT/VHT40, M24 to M31	4	16	4.4	97.67	15.2	15.7	16.8	16.3	22.16	24	1.84
	HT/VHT40 Beam Forming, M0 to M7	2	15	7.4	97.67	14.1	14.8			17.58	22.6	5.02
	HT/VHT40 Beam Forming, M8 to M15	2	17	4.4	97.67	15.8	16.9			19.5	24	4.5
	HT/VHT40 Beam Forming, M0 to M7	3	12	9.4	97.67	11	11.9	12.6		16.76	20.6	3.84
	HT/VHT40 Beam Forming, M8 to M15	3	15	6.4	97.67	14.1	14.8	15.7		19.79	23.6	3.81
	HT/VHT40 Beam Forming, M16 to M23	3	17	4.4	97.67	15.8	16.9	18		21.87	24	2.13
	HT/VHT40 Beam Forming, M0 to M7	4	9	10.4	97.67	9.4	9.6	8.8	9.1	15.36	19.6	4.24
	HT/VHT40 Beam Forming, M8 to M15	4	12	7.4	97.67	11	11.9	12.6	12.5	18.17	22.6	4.43
	HT/VHT40 Beam Forming, M16 to M23	4	14	5.4	97.67	13	13.7	14.8	14.4	20.15	24	3.85
	HT/VHT40 Beam Forming, M24 to M31	4	16	4.4	97.67	15.2	15.7	16.8	16.3	22.16	24	1.84
	HT/VHT40 STBC, M0 to M7	2	17	4.4	97.67	15.8	16.9			19.5	24	4.5
	HT/VHT40 STBC, M0 to M7	3	17	4.4	97.67	15.8	16.9	18		21.87	24	2.13
	HT/VHT40 STBC, M0 to M7	4	16	4.4	97.67	15.2	15.7	16.8	16.3	22.16	24	1.84

This document is uncontrolled. Please refer to the electronic copy within EDCS for the most up to date version.
Cisco Systems, Inc. Company Confidential

	HE40, M0 to M7	1	17	4.4	96.94	16				16.14	24	7.86
	HE40, M0 to M7	2	17	4.4	96.94	16	16.9			19.62	24	4.38
	HE40, M8 to M15	2	17	4.4	96.94	16	16.9			19.62	24	4.38
	HE40, M0 to M7	3	15	4.4	96.94	14	15.1	15.9		19.98	24	4.02
	HE40, M8 to M15	3	17	4.4	96.94	16	16.9	18.1		21.99	24	2.01
	HE40, M16 to M23	3	17	4.4	96.94	16	16.9	18.1		21.99	24	2.01
	HE40, M0 to M7	4	14	4.4	96.94	12.8	13.9	14.9	14.5	20.25	24	3.75
	HE40, M8 to M15	4	16	4.4	96.94	15.3	15.9	17	16.6	22.4	24	1.6
	HE40, M16 to M23	4	16	4.4	96.94	15.3	15.9	17	16.6	22.4	24	1.6
	HE40, M24 to M31	4	16	4.4	96.94	15.3	15.9	17	16.6	22.4	24	1.6
	HE40 Beam Forming, M0 to M7	2	15	7.4	96.94	14	15.1			17.73	22.6	4.87
	HE40 Beam Forming, M8 to M15	2	17	4.4	96.94	16	16.9			19.62	24	4.38
	HE40 Beam Forming, M0 to M7	3	12	9.4	96.94	11	11.9	12.6		16.79	20.6	3.81
	HE40 Beam Forming, M8 to M15	3	15	6.4	96.94	14	15.1	15.9		19.98	23.6	3.62
	HE40 Beam Forming, M16 to M23	3	17	4.4	96.94	16	16.9	18.1		21.99	24	2.01
	HE40 Beam Forming, M0 to M7	4	9	10.4	96.94	9	9.5	8.8	9.6	15.39	19.6	4.21
	HE40 Beam Forming, M8 to M15	4	12	7.4	96.94	11	11.9	12.6	12.5	18.2	22.6	4.4
	HE40 Beam Forming, M16 to M23	4	14	5.4	96.94	12.8	13.9	14.9	14.5	20.25	24	3.75
	HE40 Beam Forming, M24 to M31	4	16	4.4	96.94	15.3	15.9	17	16.6	22.4	24	1.6
	HE40 STBC, M0 to M7	2	17	4.4	96.94	16	16.9			19.62	24	4.38
	HE40 STBC, M0 to M7	3	17	4.4	96.94	16	16.9	18.1		21.99	24	2.01
	HE40 STBC, M0 to M7	4	16	4.4	96.94	15.3	15.9	17	16.6	22.4	24	1.6
5720	Non HT20, 6 to 54 Mbps	1	17	4.40	99.01	14.8				14.84	24.0	9.16
	Non HT20, 6 to 54 Mbps	2	17	4.40	99.01	14.8	15.7			18.33	24.0	5.67
	Non HT20, 6 to 54 Mbps	3	13	4.40	99.01	11.1	11.9	12.8		16.80	24.0	7.20
	Non HT20, 6 to 54 Mbps	4	10	4.40	99.01	8.1	9.1	9.7	9.4	15.18	24.0	8.82
	Non HT20 Beam Forming, 6 to 54 Mbps	2	15	7.40	99.01	12.7	13.9			16.39	22.6	6.21
	Non HT20 Beam Forming, 6 to 54 Mbps	3	12	9.40	99.01	9.9	10.9	11.5		15.63	20.6	4.97
	HT/VHT20, M0 to M7	1	17	4.40	98.76	14.7				14.75	19.6	18.15
	HT/VHT20, M0 to M7	2	17	4.40	98.76	14.7	15.7			18.29	24.0	9.25
	HT/VHT20, M8 to M15	2	17	4.40	98.76	14.7	15.7			18.29	24.0	5.71
	HT/VHT20, M0 to M7	3	13	4.40	98.76	11.1	11.9	12.5		16.70	24.0	5.71
	HT/VHT20, M8 to M15	3	16	4.40	98.76	13.9	14.6	15.8		19.66	24.0	7.30
	HT/VHT20, M16 to M23	3	17	4.40	98.76	14.7	15.7	17		20.73	24.0	4.34
	HT/VHT20, M0 to M7	4	11	4.40	98.76	9.2	9.9	10.4	10.4	16.08	24.0	3.27
	HT/VHT20, M8 to M15	4	13	4.40	98.76	11.1	11.9	12.5	12.5	18.11	24.0	7.92
	HT/VHT20, M16 to M23	4	16	4.40	98.76	13.9	14.6	15.8	15.4	21.06	24.0	5.89
	HT/VHT20, M24 to M31	4	16	4.40	98.76	13.9	14.6	15.8	15.4	21.06	24.0	2.94
	HT/VHT20 Beam Forming, M0 to M7	2	15	7.40	98.76	12.4	13.8			16.22	24.0	2.94

This document is uncontrolled. Please refer to the electronic copy within EDCS for the most up to date version.
Cisco Systems, Inc. Company Confidential

	HT/VHT20 Beam Forming, M8 to M15	2	17	4.40	98.76	14.7	15.7			18.29	22.6	6.38
	HT/VHT20 Beam Forming, M0 to M7	3	12	9.40	98.76	10	10.9	11.6		15.71	24.0	5.71
	HT/VHT20 Beam Forming, M8 to M15	3	15	6.40	98.76	12.4	13.8	14.7		18.56	20.6	4.89
	HT/VHT20 Beam Forming, M16 to M23	3	17	4.40	98.76	14.7	15.7	17		20.73	23.6	5.04
	HT/VHT20 Beam Forming, M8 to M15	4	12	7.40	98.76	10	10.9	11.6	11.5	17.12	24.0	3.27
	HT/VHT20 Beam Forming, M16 to M23	4	14	5.40	98.76	11.9	12.9	13.7	13.5	19.13	19.6	17.63
	HT/VHT20 Beam Forming, M24 to M31	4	16	4.40	98.76	13.9	14.6	15.8	15.4	21.06	22.6	5.48
	HT/VHT20 STBC, M0 to M7	2	17	4.40	98.76	14.7	15.7			18.29	24.0	4.87
	HT/VHT20 STBC, M0 to M7	3	16	4.40	98.76	13.9	14.6	15.8		19.66	24.0	2.94
	HT/VHT20 STBC, M0 to M7	4	13	4.40	98.76	11.1	11.9	12.5	12.5	18.11	24.0	5.71
	HE20, M0 to M7	1	17	4.40	98.45	15.2				15.27	24.0	4.34
	HE20, M0 to M7	2	17	4.40	98.45	15.2	16.1			18.75	24.0	5.89
	HE20, M8 to M15	2	17	4.40	98.45	15.2	16.1			18.75	24.0	8.73
	HE20, M0 to M7	3	13	4.40	98.45	11.5	12.2	12.8		17.04	24.0	5.25
	HE20, M8 to M15	3	16	4.40	98.45	14.1	14.9	16.1		19.95	24.0	5.25
	HE20, M16 to M23	3	17	4.40	98.45	15.2	16.1	17.2		21.08	24.0	6.96
	HE20, M0 to M7	4	10	4.40	98.45	8.5	9.1	10	9.6	15.42	24.0	4.05
	HE20, M8 to M15	4	13	4.40	98.45	11.5	12.2	12.8	12.8	18.45	24.0	2.92
	HE20, M16 to M23	4	16	4.40	98.45	14.1	14.9	16.1	15.6	21.33	24.0	8.58
	HE20, M24 to M31	4	16	4.40	98.45	14.1	14.9	16.1	15.6	21.33	24.0	5.55
	HE20 Beam Forming, M0 to M7	2	15	7.40	98.45	13.3	14.1			16.80	24.0	2.67
	HE20 Beam Forming, M8 to M15	2	17	4.40	98.45	15.2	16.1			18.75	24.0	2.67
	HE20 Beam Forming, M0 to M7	3	12	9.40	98.45	10.1	11.2	11.9		15.97	22.6	5.80
	HE20 Beam Forming, M8 to M15	3	15	6.40	98.45	13.3	14.1	15.1		19.07	24.0	5.25
	HE20 Beam Forming, M16 to M23	3	17	4.40	98.45	15.2	16.1	17.2		21.08	20.6	4.63
	HE20 Beam Forming, M8 to M15	4	12	7.40	98.45	10.1	11.2	11.9	11.7	17.37	23.6	4.53
	HE20 Beam Forming, M16 to M23	4	14	5.40	98.45	12	13.1	14	13.7	19.35	24.0	2.92
	HE20 Beam Forming, M24 to M31	4	16	4.40	98.45	14.1	14.9	16.1	15.6	21.33	22.6	5.23
	HE20 STBC, M0 to M7	2	17	4.40	98.45	15.2	16.1			18.75	24.0	4.65

This document is uncontrolled. Please refer to the electronic copy within EDCS for the most up to date version.
Cisco Systems, Inc. Company Confidential

5.3.5 Maximum Conducted Output Power Plots

5500MHz, HE40, M0h1

Antenna A

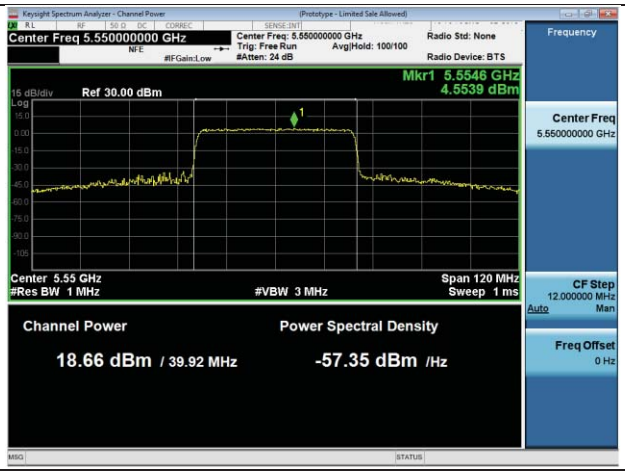

Antenna B

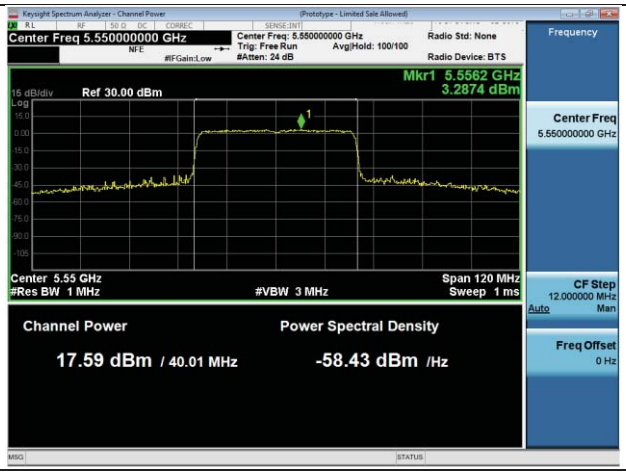

Antenna C

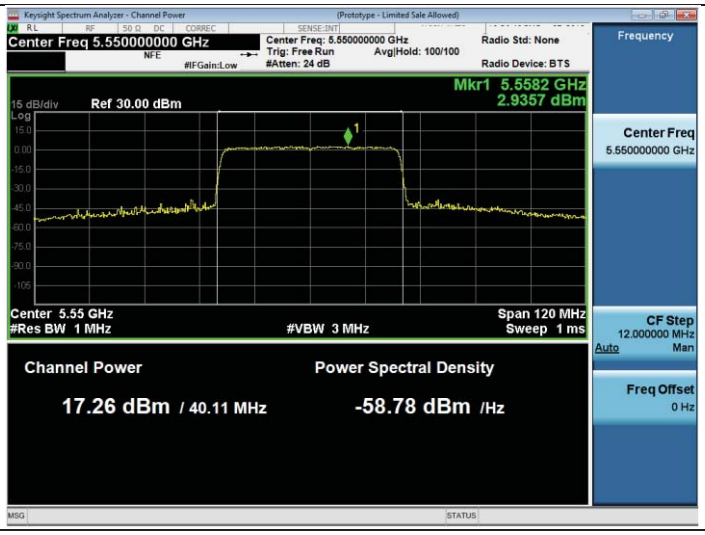

This document is uncontrolled. Please refer to the electronic copy within EDCS for the most up to date version.
Cisco Systems, Inc. Company Confidential

5.4 Power Spectral Density

5.4.1 Power Spectral Density Test Requirement

15.407, LP0002 (2018-01-10) (4.7.3.2) (1)

(2) For the 5.25-5.35 GHz and 5.47-5.725 GHz bands, the maximum conducted output power over the frequency bands of operation shall not exceed the lesser of 250mW or 11 dBm + 10 log B, where B is the 26dB emission bandwidth in megahertz. In addition, the maximum power spectral density shall not exceed 11 dBm in any 1 megahertz band. If transmitting antennas of directional gain greater than 6dBi are used, both the maximum conducted output power and the maximum power spectral density shall be reduced by the amount in dB that the directional gain of the antenna exceeds 6dBi.

LP0002 (2018-01-10) (4.7.3.2) (2),

The power spectral density shall not exceed 30 dBm in any 500 kHz band. If transmitting antennas of directional gain greater than 6dBi are used, both the maximum conducted output power and the power spectral density shall be reduced by the amount in dB that the directional gain of the antenna exceeds 6dBi.

Band-Crossing Signals

When measuring the portion of the maximum conducted output power within a single U-NII band, the power shall be integrated across only the portion of the EBW that falls within that band. That is, if an EBW extends across the boundary between two adjacent bands, the boundary frequency between the bands serves as one edge of the frequency range to be integrated. Integration across an entire U-NII band without regard to 26 dB points is also acceptable for determining conducted output power within that band.

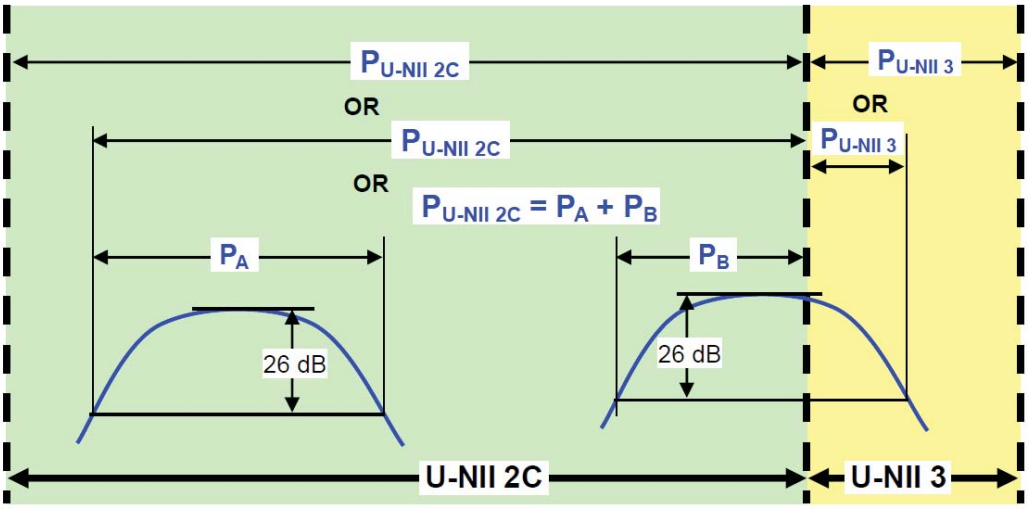

Conducted output power within a U-NII band: Integrate over the band or integrate over a span including the 26 dB EBWs of transmission segments within the band or integrate over 26 dB EBW of each transmission segment in the band and sum.

Figure 4. Conducted Output Power Measurement Examples

This document is uncontrolled. Please refer to the electronic copy within EDCS for the most up to date version.
Cisco Systems, Inc. Company Confidential

5.4.2 Power Spectral Density Test Procedure

Ref. 789033 D02 General UNII Test Procedures New Rules v01r02
ANSI C63.10: 2013

Output Power Test Procedure
1. Set the radio in the continuous transmitting mode at full power 2. Compute power by integrating the spectrum across the EBW (or alternatively entire 99% OBW) of the signal using the instrument's band power measurement function. The integration shall be performed using the spectrum analyzer band-power measurement function with band limits set equal to the EBW or the OBW band edges. 3. Capture graphs and record pertinent measurement data.

Ref. 789033 D02 General UNII Test Procedures New Rules v01r02
ANSI C63.10: 2013, section 12.3.2.2 Method SA-1

Output Power Test parameters
Span = >1.5 times the OBW RBW = 1MHz VBW ≥ 3 x RBW Sweep = Auto couple Detector = Sample Trace = Trace Average 100

The "measure-and-sum technique" is used for measuring in-band transmit power of a device. In the measure-and-sum approach, the conducted emission level is measured at each antenna port. The measured results at the various antenna ports are then summed mathematically to determine the total emission level from the device. Summing is performed in linear power units. (ANSI C63.10: 2013, section 14.3.2.2)

This document is uncontrolled. Please refer to the electronic copy within EDCS for the most up to date version.
Cisco Systems, Inc. Company Confidential

5.4.3 Power Spectral Density Test Information

Samples, Systems, and Modes

System Number	Description	Samples	System under test	Support equipment
1	EUT	S01	☑	☐
	Support	S02	☐	☑

Tested By: Julian Land	Date of testing: November 19, 2018 – December 12, 2018
Test Result: PASS	

Test Equipment

See Appendix A for list of test equipment

This document is uncontrolled. Please refer to the electronic copy within EDCS for the most up to date version.
Cisco Systems, Inc. Company Confidential

5.4.4 Power Spectral Density Data Table

Frequency (MHz)	Mode	Tx Paths	Index Power (dBm)	Correlated Antenna Gain (dBi)	Duty Cycle (%)	Tx 1 PSD (dBm/MHz)	Tx 2 PSD (dBm/MHz)	Tx 3 PSD (dBm/MHz)	Tx 4 PSD (dBm/MHz)	Total Conducted PSD (dBm/MHz)	Limit (dBm/MHz)	Margin (dB)
5500	Non HT20, 6 to 54 Mbps	1	17	4.4	99.0	5.8				5.8	11.0	5.2
	Non HT20, 6 to 54 Mbps	2	17	7.4	99.0	5.8	5.2			8.6	9.6	1.0
	Non HT20, 6 to 54 Mbps	3	13	9.4	99.0	2.1	1.2	0.7		6.2	7.6	1.4
	Non HT20, 6 to 54 Mbps	4	11	10.4	99.0	0.3	-1.0	-1.1	-0.1	5.6	6.6	1.0
	Non HT20 Beam Forming, 6 to 54 Mbps	2	15	7.4	99.0	3.9	3.1			6.6	9.6	3.0
	Non HT20 Beam Forming, 6 to 54 Mbps	3	12	9.4	99.0	0.8	0.1	0.3		5.2	7.6	2.4
	Non HT20 Beam Forming, 6 to 54 Mbps	4	9	10.4	99.0	-2.1	-2.8	-3.2	-2.7	3.4	6.6	3.2
	HT/VHT20, M0 to M7	1	17	4.4	98.8	5.4				5.5	11.0	5.6
	HT/VHT20, M0 to M7	2	17	7.4	98.8	5.4	4.9			8.2	9.6	1.4
	HT/VHT20, M8 to M15	2	17	4.4	98.8	5.4	4.9			8.2	11.0	2.8
	HT/VHT20, M0 to M7	3	14	9.4	98.8	2.7	1.5	1.7		6.8	7.6	0.8
	HT/VHT20, M8 to M15	3	16	6.4	98.8	4.6	3.9	3.7		8.9	10.6	1.7
	HT/VHT20, M16 to M23	3	16	4.4	98.8	4.6	3.9	3.7		8.9	11.0	2.1
	HT/VHT20, M0 to M7	4	11	10.4	98.8	-0.4	-1.4	-1.2	-0.7	5.2	6.6	1.4
	HT/VHT20, M8 to M15	4	14	7.4	98.8	2.7	1.5	1.7	1.9	8.1	9.6	1.6
	HT/VHT20, M16 to M23	4	16	5.4	98.8	4.6	3.9	3.7	3.9	10.1	11.0	0.9
	HT/VHT20, M24 to M31	4	16	4.4	98.8	4.6	3.9	3.7	3.9	10.1	11.0	0.9
	HT/VHT20 Beam Forming, M0 to M7	2	15	7.4	98.8	3.5	3.2			6.4	9.6	3.2
	HT/VHT20 Beam Forming, M8 to M15	2	17	4.4	98.8	5.4	4.9			8.2	11.0	2.8
	HT/VHT20 Beam Forming, M0 to M7	3	12	9.4	98.8	0.4	-0.5	-0.1		4.8	7.6	2.8
	HT/VHT20 Beam Forming, M8 to M15	3	15	6.4	98.8	3.5	3.2	2.9		8.0	10.6	2.6
	HT/VHT20 Beam Forming, M16 to M23	3	16	4.4	98.8	4.6	3.9	3.7		8.9	11.0	2.1
	HT/VHT20 Beam Forming, M0 to M7	4	9	10.4	98.8	-2.5	-3.1	-3.3	-2.9	3.1	6.6	3.5
	HT/VHT20 Beam Forming, M8 to M15	4	12	7.4	98.8	0.4	-0.5	-0.1	0.2	6.1	9.6	3.5

This document is uncontrolled. Please refer to the electronic copy within EDCS for the most up to date version.
Cisco Systems, Inc. Company Confidential

	HT/VHT20 Beam Forming, M16 to M23	4	14	5.4	98.8	2.7	1.5	1.7	1.9	8.1	11.0	3.0
	HT/VHT20 Beam Forming, M24 to M31	4	16	4.4	98.8	4.6	3.9	3.7	3.9	10.1	11.0	0.9
	HT/VHT20 STBC, M0 to M7	2	17	4.4	98.8	5.4	4.9			8.2	11.0	2.8
	HT/VHT20 STBC, M0 to M7	3	16	6.4	98.8	4.6	3.9	3.7		8.9	10.6	1.7
	HT/VHT20 STBC, M0 to M7	4	14	7.4	98.8	2.7	1.5	1.7	1.9	8.1	9.6	1.6
	HE20, M0 to M7	1	17	4.4	98.4	5.4				5.5	11.0	5.5
	HE20, M0 to M7	2	17	7.4	98.4	5.4	5.0			8.3	9.6	1.3
	HE20, M8 to M15	2	17	4.4	98.4	5.4	5.0			8.3	11.0	2.7
	HE20, M0 to M7	3	14	9.4	98.4	2.4	1.5	1.8		6.8	7.6	0.8
	HE20, M8 to M15	3	16	6.4	98.4	4.3	3.7	3.9		8.8	10.6	1.8
	HE20, M16 to M23	3	16	4.4	98.4	4.3	3.7	3.9		8.8	11.0	2.2
	HE20, M0 to M7	4	11	10.4	98.4	-0.6	-1.6	-1.5	-1.1	4.9	6.6	1.7
	HE20, M8 to M15	4	14	7.4	98.4	2.4	1.5	1.8	1.8	8.0	9.6	1.6
	HE20, M16 to M23	4	16	5.4	98.4	4.3	3.7	3.9	3.8	10.0	11.0	1.0
	HE20, M24 to M31	4	16	4.4	98.4	4.3	3.7	3.9	3.8	10.0	11.0	1.0
	HE20 Beam Forming, M0 to M7	2	15	7.4	98.4	3.6	2.7			6.3	9.6	3.4
	HE20 Beam Forming, M8 to M15	2	17	4.4	98.4	5.4	5.0			8.3	11.0	2.7
	HE20 Beam Forming, M0 to M7	3	12	9.4	98.4	0.6	-0.5	-0.2		4.8	7.6	2.8
	HE20 Beam Forming, M8 to M15	3	15	6.4	98.4	3.6	2.7	3.0		8.0	10.6	2.6
	HE20 Beam Forming, M16 to M23	3	16	4.4	98.4	4.3	3.7	3.9		8.8	11.0	2.2
	HE20 Beam Forming, M0 to M7	4	9	10.4	98.4	-2.7	-3.6	-3.4	-2.2	3.2	6.6	3.5
	HE20 Beam Forming, M8 to M15	4	12	7.4	98.4	0.6	-0.5	-0.2	0.3	6.2	9.6	3.4
	HE20 Beam Forming, M16 to M23	4	14	5.4	98.4	2.4	1.5	1.8	1.8	8.0	11.0	3.0
	HE20 Beam Forming, M24 to M31	4	16	4.4	98.4	4.3	3.7	3.9	3.8	10.0	11.0	1.0
	HE20 STBC, M0 to M7	2	17	4.4	98.4	5.4	5.0			8.3	11.0	2.7
	HE20 STBC, M0 to M7	3	16	6.4	98.4	4.3	3.7	3.9		8.8	10.6	1.8
	HE20 STBC, M0 to M7	4	14	7.4	98.4	2.4	1.5	1.8	1.8	8.0	9.6	1.6
5510	Non HT40, 6 to 54 Mbps	1	14	4.4	98.9	0.4				0.5	11.0	10.6
	Non HT40, 6 to 54 Mbps	2	14	7.4	98.9	0.4	-0.7			2.9	9.6	6.7
	Non HT40, 6 to 54 Mbps	3	14	9.4	98.9	0.4	-0.7	-1.3		4.3	7.6	3.3
	Non HT40, 6 to 54 Mbps	4	14	10.4	98.9	0.4	-0.7	-1.3	-0.4	5.6	6.6	1.0
	HT/VHT40, M0 to M7	1	16	4.4	97.7	2.2				2.3	11.0	8.7
	HT/VHT40, M0 to M7	2	15	7.4	97.7	1.2	-0.1			3.7	9.6	5.9
	HT/VHT40, M8 to M15	2	15	4.4	97.7	1.2	-0.1			3.7	11.0	7.3
	HT/VHT40, M0 to M7	3	15	9.4	97.7	1.2	-0.1	-0.4		5.2	7.6	2.4
	HT/VHT40, M8 to M15	3	15	6.4	97.7	1.2	-0.1	-0.4		5.2	10.6	5.4
	HT/VHT40, M16 to M23	3	15	4.4	97.7	1.2	-0.1	-0.4		5.2	11.0	5.8
	HT/VHT40, M0 to M7	4	14	10.4	97.7	0.5	-1.0	-1.6	-0.9	5.4	6.6	1.2
	HT/VHT40, M8 to M15	4	15	7.4	97.7	1.2	-0.1	-0.4	-0.1	6.3	9.6	3.3

This document is uncontrolled. Please refer to the electronic copy within EDCS for the most up to date version.
Cisco Systems, Inc. Company Confidential

	HT/VHT40, M16 to M23	4	15	5.4	97.7	1.2	-0.1	-0.4	-0.1	6.3	11.0	4.7
	HT/VHT40, M24 to M31	4	15	4.4	97.7	1.2	-0.1	-0.4	-0.1	6.3	11.0	4.7
	HT/VHT40 Beam Forming, M0 to M7	2	15	7.4	97.7	1.2	-0.1			3.7	9.6	5.9
	HT/VHT40 Beam Forming, M8 to M15	2	15	4.4	97.7	1.2	-0.1			3.7	11.0	7.3
	HT/VHT40 Beam Forming, M0 to M7	3	12	9.4	97.7	-1.7	-2.8	-3.6		2.2	7.6	5.4
	HT/VHT40 Beam Forming, M8 to M15	3	15	6.4	97.7	1.2	-0.1	-0.4		5.2	10.6	5.4
	HT/VHT40 Beam Forming, M16 to M23	3	15	4.4	97.7	1.2	-0.1	-0.4		5.2	11.0	5.8
	HT/VHT40 Beam Forming, M0 to M7	4	9	10.4	97.7	-5.0	-6.1	-7.3	-6.2	0.1	6.6	6.6
	HT/VHT40 Beam Forming, M8 to M15	4	12	7.4	97.7	-1.7	-2.8	-3.6	-2.8	3.5	9.6	6.2
	HT/VHT40 Beam Forming, M16 to M23	4	14	5.4	97.7	0.5	-1.0	-1.6	-0.9	5.4	11.0	5.6
	HT/VHT40 Beam Forming, M24 to M31	4	15	4.4	97.7	1.2	-0.1	-0.4	-0.1	6.3	11.0	4.7
	HT/VHT40 STBC, M0 to M7	2	15	4.4	97.7	1.2	-0.1			3.7	11.0	7.3
	HT/VHT40 STBC, M0 to M7	3	15	6.4	97.7	1.2	-0.1	-0.4		5.2	10.6	5.4
	HT/VHT40 STBC, M0 to M7	4	15	7.4	97.7	1.2	-0.1	-0.4	-0.1	6.3	9.6	3.3
	HE40, M0 to M7	1	13	4.4	96.9	-1.8				-1.7	11.0	12.7
	HE40, M0 to M7	2	13	7.4	96.9	-1.8	-1.8			1.4	9.6	8.3
	HE40, M8 to M15	2	13	4.4	96.9	-1.8	-1.8			1.4	11.0	9.7
	HE40, M0 to M7	3	13	9.4	96.9	-1.8	-1.8	-2.6		2.9	7.6	4.7
	HE40, M8 to M15	3	13	6.4	96.9	-1.8	-1.8	-2.6		2.9	10.6	7.7
	HE40, M16 to M23	3	13	4.4	96.9	-1.8	-1.8	-2.6		2.9	11.0	8.1
	HE40, M0 to M7	4	13	10.4	96.9	-1.8	-1.8	-2.6	-1.2	4.3	6.6	2.3
	HE40, M8 to M15	4	13	7.4	96.9	-1.8	-1.8	-2.6	-1.2	4.3	9.6	5.3
	HE40, M16 to M23	4	13	5.4	96.9	-1.8	-1.8	-2.6	-1.2	4.3	11.0	6.7
	HE40, M24 to M31	4	13	4.4	96.9	-1.8	-1.8	-2.6	-1.2	4.3	11.0	6.7
	HE40 Beam Forming, M0 to M7	2	13	7.4	96.9	-1.8	-1.8			1.4	9.6	8.3
	HE40 Beam Forming, M8 to M15	2	13	4.4	96.9	-1.8	-1.8			1.4	11.0	9.7
	HE40 Beam Forming, M0 to M7	3	11	9.4	96.9	-2.7	-4.1	-5.0		1.1	7.6	6.5
	HE40 Beam Forming, M8 to M15	3	13	6.4	96.9	-1.8	-1.8	-2.6		2.9	10.6	7.7
	HE40 Beam Forming, M16 to M23	3	13	4.4	96.9	-1.8	-1.8	-2.6		2.9	11.0	8.1
	HE40 Beam Forming, M0 to M7	4	9	10.4	96.9	-5.3	-5.1	-7.0	-5.1	0.6	6.6	6.0
	HE40 Beam Forming, M8 to M15	4	12	7.4	96.9	-2.3	-2.9	-3.7	-2.1	3.5	9.6	6.2
	HE40 Beam Forming, M16 to M23	4	13	5.4	96.9	-1.8	-1.8	-2.6	-1.2	4.3	11.0	6.7
	HE40 Beam Forming, M24 to M31	4	13	4.4	96.9	-1.8	-1.8	-2.6	-1.2	4.3	11.0	6.7
	HE40 STBC, M0 to M7	2	13	4.4	96.9	-1.8	-1.8			1.4	11.0	9.7
	HE40 STBC, M0 to M7	3	13	6.4	96.9	-1.8	-1.8	-2.6		2.9	10.6	7.7
	HE40 STBC, M0 to M7	4	13	7.4	96.9	-1.8	-1.8	-2.6	-1.2	4.3	9.6	5.3
55 30	Non HT80, 6 to 54 Mbps	1	14	4.4	98.9	-2.8				-2.8	11.0	13.8

This document is uncontrolled. Please refer to the electronic copy within EDCS for the most up to date version.
Cisco Systems, Inc. Company Confidential

Non HT80, 6 to 54 Mbps	2	14	7.4	98.9	-2.8	-3.1			0.1	9.6	9.5
Non HT80, 6 to 54 Mbps	3	14	9.4	98.9	-2.8	-3.1	-4.0		1.6	7.6	6.1
Non HT80, 6 to 54 Mbps	4	13	10.4	98.9	-4.5	-4.6	-5.6	-4.4	1.3	6.6	5.3
VHT80, M0 to M9 1ss	1	15	4.4	95.5	-2.8				-2.6	11.0	13.6
VHT80, M0 to M9 1ss	2	14	7.4	95.5	-4.0	-4.3			-0.9	9.6	10.5
VHT80, M0 to M9 2ss	2	14	4.4	95.5	-4.0	-4.3			-0.9	11.0	11.9
VHT80, M0 to M9 1ss	3	14	9.4	95.5	-4.0	-4.3	-5.1		0.5	7.6	7.1
VHT80, M0 to M9 2ss	3	14	6.4	95.5	-4.0	-4.3	-5.1		0.5	10.6	10.1
VHT80, M0 to M9 3ss	3	14	4.4	95.5	-4.0	-4.3	-5.1		0.5	11.0	10.5
VHT80, M0 to M9 1ss	4	14	10.4	95.5	-4.0	-4.3	-5.1	-3.6	2.0	6.6	4.6
VHT80, M0 to M9 2ss	4	14	7.4	95.5	-4.0	-4.3	-5.1	-3.6	2.0	9.6	7.6
VHT80, M0 to M9 3ss	4	14	5.4	95.5	-4.0	-4.3	-5.1	-3.6	2.0	11.0	9.0
VHT80, M0 to M9 4ss	4	14	4.4	95.5	-4.0	-4.3	-5.1	-3.6	2.0	11.0	9.0
VHT80 Beam Forming, M0 to M9 1ss	2	14	7.4	95.5	-4.0	-4.3			-0.9	9.6	10.5
VHT80 Beam Forming, M0 to M9 2ss	2	14	4.4	95.5	-4.0	-4.3			-0.9	11.0	11.9
VHT80 Beam Forming, M0 to M9 1ss	3	11	9.4	95.5	-7.0	-7.4	-8.4		-2.6	7.6	10.2
VHT80 Beam Forming, M0 to M9 2ss	3	14	6.4	95.5	-4.0	-4.3	-5.1		0.5	10.6	10.1
VHT80 Beam Forming, M0 to M9 3ss	3	14	4.4	95.5	-4.0	-4.3	-5.1		0.5	11.0	10.5
VHT80 Beam Forming, M0 to M9 1ss	4	9	10.4	95.5	-8.4	-9.5	-10.2	-8.6	-2.9	6.6	9.5
VHT80 Beam Forming, M0 to M9 2ss	4	12	7.4	95.5	-5.4	-6.2	-6.9	-5.8	0.2	9.6	9.4
VHT80 Beam Forming, M0 to M9 3ss	4	14	5.4	95.5	-4.0	-4.3	-5.1	-3.6	2.0	11.0	9.0
VHT80 Beam Forming, M0 to M9 4ss	4	14	4.4	95.5	-4.0	-4.3	-5.1	-3.6	2.0	11.0	9.0
VHT80 STBC, M0 to M9 1ss	2	14	4.4	95.5	-4.0	-4.3			-0.9	11.0	11.9
VHT80 STBC, M0 to M9 1ss	3	14	4.4	95.5	-4.0	-4.3	-5.1		0.5	11.0	10.5
VHT80 STBC, M0 to M9 1ss	4	14	4.4	95.5	-4.0	-4.3	-5.1	-3.6	2.0	11.0	9.0
HE80, M0 to M9 1ss	1	16	4.4	94.6	-1.2				-1.0	11.0	12.0
HE80, M0 to M9 1ss	2	15	7.4	94.6	-2.4	-3.0			0.6	9.6	9.0
HE80, M0 to M9 2ss	2	15	4.4	94.6	-2.4	-3.0			0.6	11.0	10.4
HE80, M0 to M9 1ss	3	15	9.4	94.6	-2.4	-3.0	-3.2		2.2	7.6	5.4
HE80, M0 to M9 2ss	3	15	6.4	94.6	-2.4	-3.0	-3.2		2.2	10.6	8.4
HE80, M0 to M9 3ss	3	15	4.4	94.6	-2.4	-3.0	-3.2		2.2	11.0	8.8
HE80, M0 to M9 1ss	4	15	10.4	94.6	-2.4	-3.0	-3.2	-2.3	3.6	6.6	3.1
HE80, M0 to M9 2ss	4	15	7.4	94.6	-2.4	-3.0	-3.2	-2.3	3.6	9.6	6.1
HE80, M0 to M9 3ss	4	15	5.4	94.6	-2.4	-3.0	-3.2	-2.3	3.6	11.0	7.5
HE80, M0 to M9 4ss	4	15	4.4	94.6	-2.4	-3.0	-3.2	-2.3	3.6	11.0	7.5
HE80 Beam Forming, M0 to M9 1ss	2	15	7.4	94.6	-2.4	-3.0			0.6	9.6	9.0
HE80 Beam Forming, M0 to M9 2ss	2	15	4.4	94.6	-2.4	-3.0			0.6	11.0	10.4
HE80 Beam Forming, M0 to M9 1ss	3	11	9.4	94.6	-6.5	-7.2	-7.9		-2.2	7.6	9.8
HE80 Beam Forming, M0 to M9 2ss	3	14	6.4	94.6	-2.9	-3.7	-4.2		1.5	10.6	9.2
HE80 Beam Forming, M0 to M9 3ss	3	15	4.4	94.6	-2.4	-3.0	-3.2		2.2	11.0	8.8

This document is uncontrolled. Please refer to the electronic copy within EDCS for the most up to date version.
Cisco Systems, Inc. Company Confidential

	HE80 Beam Forming, M0 to M9 1ss	4	9	10.4	94.6	-8.8	-8.8	-10.0	-7.8	-2.5	6.6	9.1
	HE80 Beam Forming, M0 to M9 2ss	4	12	7.4	94.6	-5.4	-6.3	-6.6	-5.0	0.5	9.6	9.1
	HE80 Beam Forming, M0 to M9 3ss	4	14	5.4	94.6	-2.9	-3.7	-4.2	-2.6	3.0	11.0	8.0
	HE80 Beam Forming, M0 to M9 4ss	4	15	4.4	94.6	-2.4	-3.0	-3.2	-2.3	3.6	11.0	7.5
	HE80 STBC, M0 to M9 1ss	2	15	4.4	94.6	-2.4	-3.0			0.6	11.0	10.4
	HE80 STBC, M0 to M9 1ss	3	15	4.4	94.6	-2.4	-3.0	-3.2		2.2	11.0	8.8
	HE80 STBC, M0 to M9 1ss	4	15	4.4	94.6	-2.4	-3.0	-3.2	-2.3	3.6	11.0	7.5
5550	Non HT40, 6 to 54 Mbps	1	17	4.4	98.9	3.8				3.9	11.0	7.2
	Non HT40, 6 to 54 Mbps	2	17	7.4	98.9	3.8	2.8			6.4	9.6	3.2
	Non HT40, 6 to 54 Mbps	3	16	9.4	98.9	2.7	2.4	1.3		7.0	7.6	0.6
	Non HT40, 6 to 54 Mbps	4	14	10.4	98.9	0.8	-0.2	-0.7	-0.3	6.0	6.6	0.6
	HT/VHT40, M0 to M7	1	17	4.4	97.7	3.2				3.3	11.0	7.7
	HT/VHT40, M0 to M7	2	17	7.4	97.7	3.2	2.9			6.2	9.6	3.4
	HT/VHT40, M8 to M15	2	17	4.4	97.7	3.2	2.9			6.2	11.0	4.8
	HT/VHT40, M0 to M7	3	16	9.4	97.7	2.2	2.0	1.0		6.6	7.6	1.0
	HT/VHT40, M8 to M15	3	17	6.4	97.7	3.2	2.9	2.2		7.7	10.6	2.9
	HT/VHT40, M16 to M23	3	17	4.4	97.7	3.2	2.9	2.2		7.7	11.0	3.3
	HT/VHT40, M0 to M7	4	14	10.4	97.7	0.1	-0.6	-1.5	-0.8	5.5	6.6	1.1
	HT/VHT40, M8 to M15	4	16	7.4	97.7	2.2	2.0	1.0	1.3	7.8	9.6	1.8
	HT/VHT40, M16 to M23	4	16	5.4	97.7	2.2	2.0	1.0	1.3	7.8	11.0	3.2
	HT/VHT40, M24 to M31	4	16	4.4	97.7	2.2	2.0	1.0	1.3	7.8	11.0	3.2
	HT/VHT40 Beam Forming, M0 to M7	2	15	7.4	97.7	1.3	0.4			4.0	9.6	5.6
	HT/VHT40 Beam Forming, M8 to M15	2	17	4.4	97.7	3.2	2.9			6.2	11.0	4.8
	HT/VHT40 Beam Forming, M0 to M7	3	12	9.4	97.7	-1.8	-2.8	-3.9		2.1	7.6	5.5
	HT/VHT40 Beam Forming, M8 to M15	3	15	6.4	97.7	1.3	0.4	-0.2		5.4	10.6	5.2
	HT/VHT40 Beam Forming, M16 to M23	3	17	4.4	97.7	3.2	2.9	2.2		7.7	11.0	3.3
	HT/VHT40 Beam Forming, M0 to M7	4	9	10.4	97.7	-5.1	-6.2	-7.1	-5.9	0.1	6.6	6.5
	HT/VHT40 Beam Forming, M8 to M15	4	12	7.4	97.7	-1.8	-2.8	-3.9	-2.8	3.4	9.6	6.2
	HT/VHT40 Beam Forming, M16 to M23	4	14	5.4	97.7	0.1	-0.6	-1.5	-0.8	5.5	11.0	5.5
	HT/VHT40 Beam Forming, M24 to M31	4	16	4.4	97.7	2.2	2.0	1.0	1.3	7.8	11.0	3.2
	HT/VHT40 STBC, M0 to M7	2	17	4.4	97.7	3.2	2.9			6.2	11.0	4.8
	HT/VHT40 STBC, M0 to M7	3	17	6.4	97.7	3.2	2.9	2.2		7.7	10.6	2.9
	HT/VHT40 STBC, M0 to M7	4	16	7.4	97.7	2.2	2.0	1.0	1.3	7.8	9.6	1.8
	HE40, M0 to M7	1	17	4.4	96.9	3.2				3.3	11.0	7.7
	HE40, M0 to M7	2	17	7.4	96.9	3.2	2.8			6.2	9.6	3.5
	HE40, M8 to M15	2	17	4.4	96.9	3.2	2.8			6.2	11.0	4.9
	HE40, M0 to M7	3	16	9.4	96.9	2.1	1.9	0.6		6.5	7.6	1.1

This document is uncontrolled. Please refer to the electronic copy within EDCS for the most up to date version.
Cisco Systems, Inc. Company Confidential

	HE40, M8 to M15	3	17	6.4	96.9	3.2	2.8	2.2		7.7	10.6	2.9
	HE40, M16 to M23	3	17	4.4	96.9	3.2	2.8	2.2		7.7	11.0	3.3
	HE40, M0 to M7	4	14	10.4	96.9	-0.2	-0.6	-1.5	-0.1	5.6	6.6	1.0
	HE40, M8 to M15	4	16	7.4	96.9	2.1	1.9	0.6	1.7	7.8	9.6	1.8
	HE40, M16 to M23	4	16	5.4	96.9	2.1	1.9	0.6	1.7	7.8	11.0	3.2
	HE40, M24 to M31	4	16	4.4	96.9	2.1	1.9	0.6	1.7	7.8	11.0	3.2
	HE40 Beam Forming, M0 to M7	2	15	7.4	96.9	1.0	0.5			3.9	9.6	5.7
	HE40 Beam Forming, M8 to M15	2	17	4.4	96.9	3.2	2.8			6.2	11.0	4.9
	HE40 Beam Forming, M0 to M7	3	12	9.4	96.9	-1.9	-3.0	-3.7		2.1	7.6	5.5
	HE40 Beam Forming, M8 to M15	3	15	6.4	96.9	1.0	0.5	-0.5		5.3	10.6	5.3
	HE40 Beam Forming, M16 to M23	3	17	4.4	96.9	3.2	2.8	2.2		7.7	11.0	3.3
	HE40 Beam Forming, M0 to M7	4	9	10.4	96.9	-4.8	-5.5	-7.2	-4.8	0.7	6.6	5.9
	HE40 Beam Forming, M8 to M15	4	12	7.4	96.9	-1.9	-3.0	-3.7	-1.7	3.7	9.6	5.9
	HE40 Beam Forming, M16 to M23	4	14	5.4	96.9	-0.2	-0.6	-1.5	-0.1	5.6	11.0	5.4
	HE40 Beam Forming, M24 to M31	4	16	4.4	96.9	2.1	1.9	0.6	1.7	7.8	11.0	3.2
	HE40 STBC, M0 to M7	2	17	4.4	96.9	3.2	2.8			6.2	11.0	4.9
	HE40 STBC, M0 to M7	3	17	6.4	96.9	3.2	2.8	2.2		7.7	10.6	2.9
	HE40 STBC, M0 to M7	4	16	7.4	96.9	2.1	1.9	0.6	1.7	7.8	9.6	1.8
5560	Non HT20, 6 to 54 Mbps	1	17	4.4	99.0	5.9				5.9	11.0	5.1
	Non HT20, 6 to 54 Mbps	2	17	7.4	99.0	5.9	5.2			8.6	9.6	1.0
	Non HT20, 6 to 54 Mbps	3	14	9.4	99.0	2.7	1.7	1.8		6.9	7.6	0.7
	Non HT20, 6 to 54 Mbps	4	11	10.4	99.0	-0.1	-1.1	-1.1	-0.3	5.4	6.6	1.2
	Non HT20 Beam Forming, 6 to 54 Mbps	2	15	7.4	99.0	3.7	2.8			6.3	9.6	3.3
	Non HT20 Beam Forming, 6 to 54 Mbps	3	12	9.4	99.0	0.9	-0.3	-0.1		5.0	7.6	2.6
	Non HT20 Beam Forming, 6 to 54 Mbps	4	9	10.4	99.0	-2.2	-2.9	-3.4	-2.7	3.3	6.6	3.3
	HT/VHT20, M0 to M7	1	17	4.4	98.8	5.4				5.5	11.0	5.6
	HT/VHT20, M0 to M7	2	17	7.4	98.8	5.4	4.9			8.2	9.6	1.4
	HT/VHT20, M8 to M15	2	17	4.4	98.8	5.4	4.9			8.2	11.0	2.8
	HT/VHT20, M0 to M7	3	14	9.4	98.8	2.4	1.4	1.5		6.6	7.6	1.0
	HT/VHT20, M8 to M15	3	17	6.4	98.8	5.4	4.9	4.9		9.9	10.6	0.7
	HT/VHT20, M16 to M23	3	17	4.4	98.8	5.4	4.9	4.9		9.9	11.0	1.1
	HT/VHT20, M0 to M7	4	11	10.4	98.8	-0.3	-1.5	-1.2	-0.9	5.1	6.6	1.5
	HT/VHT20, M8 to M15	4	14	7.4	98.8	2.4	1.4	1.5	1.8	7.9	9.6	1.7
	HT/VHT20, M16 to M23	4	16	5.4	98.8	4.4	3.7	4.0	4.0	10.1	11.0	0.9
	HT/VHT20, M24 to M31	4	16	4.4	98.8	4.4	3.7	4.0	4.0	10.1	11.0	0.9
	HT/VHT20 Beam Forming, M0 to M7	2	15	7.4	98.8	3.7	2.7			6.3	9.6	3.3
	HT/VHT20 Beam Forming, M8 to M15	2	17	4.4	98.8	5.4	4.9			8.2	11.0	2.8
	HT/VHT20 Beam Forming, M0 to M7	3	12	9.4	98.8	0.1	-0.1	0.0		4.8	7.6	2.8

This document is uncontrolled. Please refer to the electronic copy within EDCS for the most up to date version.
Cisco Systems, Inc. Company Confidential

	HT/VHT20 Beam Forming, M8 to M15	3	15	6.4	98.8	3.7	2.7	2.8		7.9	10.6	2.7
	HT/VHT20 Beam Forming, M16 to M23	3	17	4.4	98.8	5.4	4.9	4.9		9.9	11.0	1.1
	HT/VHT20 Beam Forming, M0 to M7	4	9	10.4	98.8	-2.0	-3.6	-3.5	-2.7	3.2	6.6	3.4
	HT/VHT20 Beam Forming, M8 to M15	4	12	7.4	98.8	0.1	-0.1	0.0	0.1	6.1	9.6	3.5
	HT/VHT20 Beam Forming, M16 to M23	4	14	5.4	98.8	2.4	1.4	1.5	1.8	7.9	11.0	3.1
	HT/VHT20 Beam Forming, M24 to M31	4	16	4.4	98.8	4.4	3.7	4.0	4.0	10.1	11.0	0.9
	HT/VHT20 STBC, M0 to M7	2	17	4.4	98.8	5.4	4.9			8.2	11.0	2.8
	HT/VHT20 STBC, M0 to M7	3	17	6.4	98.8	5.4	4.9	4.9		9.9	10.6	0.7
	HT/VHT20 STBC, M0 to M7	4	14	7.4	98.8	2.4	1.4	1.5	1.8	7.9	9.6	1.7
	HE20, M0 to M7	1	17	4.4	98.4	5.4				5.5	11.0	5.5
	HE20, M0 to M7	2	17	7.4	98.4	5.4	4.9			8.2	9.6	1.4
	HE20, M8 to M15	2	17	4.4	98.4	5.4	4.9			8.2	11.0	2.8
	HE20, M0 to M7	3	14	9.4	98.4	2.6	1.6	1.6		6.8	7.6	0.8
	HE20, M8 to M15	3	17	6.4	98.4	5.4	4.9	5.0		9.9	10.6	0.7
	HE20, M16 to M23	3	17	4.4	98.4	5.4	4.9	5.0		9.9	11.0	1.1
	HE20, M0 to M7	4	11	10.4	98.4	-0.4	-1.1	-1.0	-0.5	5.4	6.6	1.3
	HE20, M8 to M15	4	14	7.4	98.4	2.6	1.6	1.6	2.2	8.1	9.6	1.5
	HE20, M16 to M23	4	16	5.4	98.4	4.8	3.9	4.2	4.2	10.4	11.0	0.6
	HE20, M24 to M31	4	16	4.4	98.4	4.8	3.9	4.2	4.2	10.4	11.0	0.6
	HE20 Beam Forming, M0 to M7	2	15	7.4	98.4	3.6	2.7			6.3	9.6	3.4
	HE20 Beam Forming, M8 to M15	2	17	4.4	98.4	5.4	4.9			8.2	11.0	2.8
	HE20 Beam Forming, M0 to M7	3	12	9.4	98.4	0.2	-0.4	0.1		4.8	7.6	2.8
	HE20 Beam Forming, M8 to M15	3	15	6.4	98.4	3.6	2.7	2.8		7.9	10.6	2.7
	HE20 Beam Forming, M16 to M23	3	17	4.4	98.4	5.4	4.9	5.0		9.9	11.0	1.1
	HE20 Beam Forming, M0 to M7	4	9	10.4	98.4	-2.6	-3.2	-3.4	-2.8	3.1	6.6	3.5
	HE20 Beam Forming, M8 to M15	4	12	7.4	98.4	0.2	-0.4	0.1	0.4	6.2	9.6	3.4
	HE20 Beam Forming, M16 to M23	4	14	5.4	98.4	2.6	1.6	1.6	2.2	8.1	11.0	2.9
	HE20 Beam Forming, M24 to M31	4	16	4.4	98.4	4.8	3.9	4.2	4.2	10.4	11.0	0.6
	HE20 STBC, M0 to M7	2	17	4.4	98.4	5.4	4.9			8.2	11.0	2.8
	HE20 STBC, M0 to M7	3	17	6.4	98.4	5.4	4.9	5.0		9.9	10.6	0.7
	HE20 STBC, M0 to M7	4	14	7.4	98.4	2.6	1.6	1.6	2.2	8.1	9.6	1.5
5570	Non VHT160/HE160, 6 to 54 Mbps	1	12	4.4	99.06	-6.4				-6.36	11	17.36
	Non VHT160/HE160, 6 to 54 Mbps	2	12	4.4	99.06	-6.4	-6.4			-3.35	11	14.35
	Non VHT160/HE160, 6 to 54 Mbps	3	12	4.4	99.06	-6.4	-6.4	-1.7		0.59	11	10.41
	Non VHT160/HE160, 6 to 54 Mbps	4	11	4.4	99.06	-7.3	-7.9	-3.5	-5.6	0.34	11	10.66
	VHT160, M0 to M9 1ss	1	13	4.4	92.33	-7				-6.65	11	17.65
	VHT160, M0 to M9 1ss	2	12	7.4	92.33	-8.1	-7.6			-4.49	9.6	14.09

This document is uncontrolled. Please refer to the electronic copy within EDCS for the most up to date version.
Cisco Systems, Inc. Company Confidential

VHT160, M0 to M9 2ss	2	12	4.4	92.33	-8.1	-7.6			-4.49	11	15.49
VHT160, M0 to M9 1ss	3	12	9.4	92.33	-8.1	-7.6	-4.6		-1.36	7.6	8.96
VHT160, M0 to M9 2ss	3	12	6.4	92.33	-8.1	-7.6	-4.6		-1.36	10.6	11.96
VHT160, M0 to M9 3ss	3	12	4.4	92.33	-8.1	-7.6	-4.6		-1.36	11	12.36
VHT160, M0 to M9 1ss	4	10	10.4	92.33	-10.2	-9.5	-6.6	-9	-2.23	6.6	8.83
VHT160, M0 to M9 2ss	4	10	7.4	92.33	-10.2	-9.5	-6.6	-9	-2.23	9.6	11.83
VHT160, M0 to M9 3ss	4	10	5.4	92.33	-10.2	-9.5	-6.6	-9	-2.23	11	13.23
VHT160, M0 to M9 4ss	4	10	4.4	92.33	-10.2	-9.5	-6.6	-9	-2.23	11	13.23
VHT160 Beam Forming, M0 to M9 1ss	2	12	7.4	92.33	-8.1	-7.6			-4.49	9.6	14.09
VHT160 Beam Forming, M0 to M9 2ss	2	12	4.4	92.33	-8.1	-7.6			-4.49	11	15.49
VHT160 Beam Forming, M0 to M9 1ss	3	7	9.4	92.33	-13	-12.6	-10		-6.53	7.6	14.13
VHT160 Beam Forming, M0 to M9 2ss	3	8	6.4	92.33	-12.3	-11.6	-9.4		-5.8	10.6	16.4
VHT160 Beam Forming, M0 to M9 3ss	3	12	4.4	92.33	-8.1	-7.6	-4.6		-1.36	11	12.36
VHT160 Beam Forming, M0 to M9 1ss	4	3	10.4	92.33	-17.7	-16.7	-12.4	-16.8	-8.98	6.6	15.58
VHT160 Beam Forming, M0 to M9 2ss	4	7	7.4	92.33	-13	-12.6	-10	-11.8	-5.32	9.6	14.92
VHT160 Beam Forming, M0 to M9 3ss	4	8	5.4	92.33	-12.3	-11.6	-9.4	-11.1	-4.6	11	15.6
VHT160 Beam Forming, M0 to M9 4ss	4	10	4.4	92.33	-10.2	-9.5	-6.6	-9	-2.23	11	13.23
VHT160 STBC, M0 to M9 1ss	2	12	4.4	92.33	-8.1	-7.6			-4.49	11	15.49
VHT160 STBC, M0 to M9 1ss	3	12	4.4	92.33	-8.1	-7.6	-4.6		-1.36	11	12.36
VHT160 STBC, M0 to M9 1ss	4	10	4.4	92.33	-10.2	-9.5	-6.6	-9	-2.23	11	13.23
HE160, M0 to M9 1ss	1	16	4.4	89.99	-4.3				-3.84	11	14.84
HE160, M0 to M9 1ss	2	15	7.4	89.99	-5.1	-4.5			-1.32	9.6	10.92
HE160, M0 to M9 2ss	2	15	4.4	89.99	-5.1	-4.5			-1.32	11	12.32
HE160, M0 to M9 1ss	3	14	9.4	89.99	-6.2	-5.1	-2.9		0.72	7.6	6.88
HE160, M0 to M9 2ss	3	14	6.4	89.99	-6.2	-5.1	-2.9		0.72	10.6	9.88
HE160, M0 to M9 3ss	3	14	4.4	89.99	-6.2	-5.1	-2.9		0.72	11	10.28
HE160, M0 to M9 1ss	4	14	10.4	89.99	-6.2	-5.1	-2.9	-5	1.85	6.6	4.75
HE160, M0 to M9 2ss	4	14	7.4	89.99	-6.2	-5.1	-2.9	-5	1.85	9.6	7.75
HE160, M0 to M9 3ss	4	14	5.4	89.99	-6.2	-5.1	-2.9	-5	1.85	11	9.15
HE160, M0 to M9 4ss	4	14	4.4	89.99	-6.2	-5.1	-2.9	-5	1.85	11	9.15
HE160 Beam Forming, M0 to M9 1ss	2	14	7.4	89.99	-6.2	-5.1			-2.15	9.6	11.75
HE160 Beam Forming, M0 to M9 2ss	2	15	4.4	89.99	-5.1	-4.5			-1.32	11	12.32
HE160 Beam Forming, M0 to M9 1ss	3	10	9.4	89.99	-9.7	-9.5	-6.6		-3.13	7.6	10.73
HE160 Beam Forming, M0 to M9 2ss	3	14	6.4	89.99	-6.2	-5.1	-2.9		0.72	10.6	9.88
HE160 Beam Forming, M0 to M9 3ss	3	14	4.4	89.99	-6.2	-5.1	-2.9		0.72	11	10.28
HE160 Beam Forming, M0 to M9 1ss	4	9	10.4	89.99	-10.6	-10.3	-8.6	-10.4	-3.42	6.6	10.02
HE160 Beam Forming, M0 to M9 2ss	4	11	7.4	89.99	-8.8	-8.4	-5.4	-6.9	-0.68	9.6	10.28
HE160 Beam Forming, M0 to M9 3ss	4	13	5.4	89.99	-6.9	-6.5	-3.3	-5.8	1.1	11	9.9
HE160 Beam Forming, M0 to M9 4ss	4	14	4.4	89.99	-6.2	-5.1	-2.9	-5	1.85	11	9.15
HE160 STBC, M0 to M9 1ss	2	15	4.4	89.99	-5.1	-4.5			-1.32	11	12.32

This document is uncontrolled. Please refer to the electronic copy within EDCS for the most up to date version.
Cisco Systems, Inc. Company Confidential

	HE160 STBC, M0 to M9 1ss	3	14	4.4	89.99	-6.2	-5.1	-2.9		0.72	11	10.28
	HE160 STBC, M0 to M9 1ss	4	14	4.4	89.99	-6.2	-5.1	-2.9	-5	1.85	11	9.15
5610	Non HT80, 6 to 54 Mbps	1	17	4.4	98.9	0.4				0.5	11.0	10.6
	Non HT80, 6 to 54 Mbps	2	17	7.4	98.9	0.4	-0.1			3.2	9.6	6.4
	Non HT80, 6 to 54 Mbps	3	17	9.4	98.9	0.4	-0.1	-0.3		4.8	7.6	2.8
	Non HT80, 6 to 54 Mbps	4	16	10.4	98.9	-0.4	-1.6	-1.7	-1.4	4.8	6.6	1.8
	VHT80, M0 to M9 1ss	1	17	4.4	95.5	-0.4				-0.2	11.0	11.2
	VHT80, M0 to M9 1ss	2	17	7.4	95.5	-0.4	-0.7			2.7	9.6	6.9
	VHT80, M0 to M9 2ss	2	17	4.4	95.5	-0.4	-0.7			2.7	11.0	8.3
	VHT80, M0 to M9 1ss	3	17	9.4	95.5	-0.4	-0.7	-1.5		4.1	7.6	3.5
	VHT80, M0 to M9 2ss	3	17	6.4	95.5	-0.4	-0.7	-1.5		4.1	10.6	6.5
	VHT80, M0 to M9 3ss	3	17	4.4	95.5	-0.4	-0.7	-1.5		4.1	11.0	6.9
	VHT80, M0 to M9 1ss	4	16	10.4	95.5	-1.6	-2.1	-2.2	-1.6	4.4	6.6	2.3
	VHT80, M0 to M9 2ss	4	16	7.4	95.5	-1.6	-2.1	-2.2	-1.6	4.4	9.6	5.3
	VHT80, M0 to M9 3ss	4	16	5.4	95.5	-1.6	-2.1	-2.2	-1.6	4.4	11.0	6.7
	VHT80, M0 to M9 4ss	4	16	4.4	95.5	-1.6	-2.1	-2.2	-1.6	4.4	11.0	6.7
	VHT80 Beam Forming, M0 to M9 1ss	2	15	7.4	95.5	-2.4	-3.1			0.5	9.6	9.1
	VHT80 Beam Forming, M0 to M9 2ss	2	17	4.4	95.5	-0.4	-0.7			2.7	11.0	8.3
	VHT80 Beam Forming, M0 to M9 1ss	3	12	9.4	95.5	-5.4	-6.3	-7.0		-1.2	7.6	8.8
	VHT80 Beam Forming, M0 to M9 2ss	3	15	6.4	95.5	-2.4	-3.1	-3.4		2.0	10.6	8.6
	VHT80 Beam Forming, M0 to M9 3ss	3	17	4.4	95.5	-0.4	-0.7	-1.5		4.1	11.0	6.9
	VHT80 Beam Forming, M0 to M9 1ss	4	9	10.4	95.5	-8.1	-9.2	-9.8	-8.9	-2.7	6.6	9.3
	VHT80 Beam Forming, M0 to M9 2ss	4	12	7.4	95.5	-5.4	-6.3	-7.0	-5.7	0.2	9.6	9.4
	VHT80 Beam Forming, M0 to M9 3ss	4	14	5.4	95.5	-3.6	-4.0	-4.5	-3.7	2.3	11.0	8.7
	VHT80 Beam Forming, M0 to M9 4ss	4	16	4.4	95.5	-1.6	-2.1	-2.2	-1.6	4.4	11.0	6.7
	VHT80 STBC, M0 to M9 1ss	2	17	4.4	95.5	-0.4	-0.7			2.7	11.0	8.3
	VHT80 STBC, M0 to M9 1ss	3	17	4.4	95.5	-0.4	-0.7	-1.5		4.1	11.0	6.9
	VHT80 STBC, M0 to M9 1ss	4	16	4.4	95.5	-1.6	-2.1	-2.2	-1.6	4.4	11.0	6.7
	HE80, M0 to M9 1ss	1	17	4.4	94.6	-0.4				-0.2	11.0	11.2
	HE80, M0 to M9 1ss	2	17	7.4	94.6	-0.4	-0.4			2.9	9.6	6.8
	HE80, M0 to M9 2ss	2	17	4.4	94.6	-0.4	-0.4			2.9	11.0	8.2
	HE80, M0 to M9 1ss	3	17	9.4	94.6	-0.4	-0.4	-1.0		4.4	7.6	3.2
	HE80, M0 to M9 2ss	3	17	6.4	94.6	-0.4	-0.4	-1.0		4.4	10.6	6.2
	HE80, M0 to M9 3ss	3	17	4.4	94.6	-0.4	-0.4	-1.0		4.4	11.0	6.6
	HE80, M0 to M9 1ss	4	16	10.4	94.6	-1.2	-1.8	-2.3	-1.4	4.6	6.6	2.0
	HE80, M0 to M9 2ss	4	16	7.4	94.6	-1.2	-1.8	-2.3	-1.4	4.6	9.6	5.0
	HE80, M0 to M9 3ss	4	16	5.4	94.6	-1.2	-1.8	-2.3	-1.4	4.6	11.0	6.4
	HE80, M0 to M9 4ss	4	16	4.4	94.6	-1.2	-1.8	-2.3	-1.4	4.6	11.0	6.4
	HE80 Beam Forming, M0 to M9 1ss	2	15	7.4	94.6	-2.3	-3.0			0.6	9.6	9.0

This document is uncontrolled. Please refer to the electronic copy within EDCS for the most up to date version.
Cisco Systems, Inc. Company Confidential

	HE80 Beam Forming, M0 to M9 2ss	2	17	4.4	94.6	-0.4	-0.4			2.9	11.0	8.2
	HE80 Beam Forming, M0 to M9 1ss	3	12	9.4	94.6	-5.3	-6.2	-6.8		-1.0	7.6	8.6
	HE80 Beam Forming, M0 to M9 2ss	3	15	6.4	94.6	-2.3	-3.0	-3.2		2.2	10.6	8.4
	HE80 Beam Forming, M0 to M9 3ss	3	17	4.4	94.6	-0.4	-0.4	-1.0		4.4	11.0	6.6
	HE80 Beam Forming, M0 to M9 1ss	4	9	10.4	94.6	-8.2	-9.0	-9.8	-8.0	-2.4	6.6	9.0
	HE80 Beam Forming, M0 to M9 2ss	4	12	7.4	94.6	-5.3	-6.2	-6.8	-4.4	0.7	9.6	8.9
	HE80 Beam Forming, M0 to M9 3ss	4	14	5.4	94.6	-3.4	-3.5	-4.5	-3.2	2.6	11.0	8.4
	HE80 Beam Forming, M0 to M9 4ss	4	16	4.4	94.6	-1.2	-1.8	-2.3	-1.4	4.6	11.0	6.4
	HE80 STBC, M0 to M9 1ss	2	17	4.4	94.6	-0.4	-0.4			2.9	11.0	8.2
	HE80 STBC, M0 to M9 1ss	3	17	4.4	94.6	-0.4	-0.4	-1.0		4.4	11.0	6.6
	HE80 STBC, M0 to M9 1ss	4	16	4.4	94.6	-1.2	-1.8	-2.3	-1.4	4.6	11.0	6.4
5690	Non HT80, 6 to 54 Mbps	1	17	4.4	98.88	-0.7				-0.65	11	11.65
	Non HT80, 6 to 54 Mbps	2	17	7.4	98.88	-0.7	0.4			2.94	9.6	6.66
	Non HT80, 6 to 54 Mbps	3	17	9.4	98.88	-0.7	0.4	1.5		5.31	7.6	2.29
	Non HT80, 6 to 54 Mbps	4	16	10.4	98.88	-1.6	-0.5	0.1	-0.2	5.57	6.6	1.03
	VHT80, M0 to M9 1ss	1	17	4.4	95.52	-1.7				-1.5	11	12.5
	VHT80, M0 to M9 1ss	2	17	7.4	95.52	-1.7	-0.3			2.27	9.6	7.33
	VHT80, M0 to M9 2ss	2	17	4.4	95.52	-1.7	-0.3			2.27	11	8.73
	VHT80, M0 to M9 1ss	3	17	9.4	95.52	-1.7	-0.3	1.8		5.14	7.6	2.46
	VHT80, M0 to M9 2ss	3	17	6.4	95.52	-1.7	-0.3	1.8		5.14	10.6	5.46
	VHT80, M0 to M9 3ss	3	17	4.4	95.52	-1.7	-0.3	1.8		5.14	11	5.86
	VHT80, M0 to M9 1ss	4	16	10.4	95.52	-2.7	-1.2	-0.3	-1.3	4.93	6.6	1.67
	VHT80, M0 to M9 2ss	4	16	7.4	95.52	-2.7	-1.2	-0.3	-1.3	4.93	9.6	4.67
	VHT80, M0 to M9 3ss	4	16	5.4	95.52	-2.7	-1.2	-0.3	-1.3	4.93	11	6.07
	VHT80, M0 to M9 4ss	4	16	4.4	95.52	-2.7	-1.2	-0.3	-1.3	4.93	11	6.07
	VHT80 Beam Forming, M0 to M9 1ss	2	15	7.4	95.52	-3.6	-2.3			0.31	9.6	9.29
	VHT80 Beam Forming, M0 to M9 2ss	2	17	4.4	95.52	-1.7	-0.3			2.27	11	8.73
	VHT80 Beam Forming, M0 to M9 1ss	3	12	9.4	95.52	-6.4	-5.4	-4		-0.18	7.6	7.78
	VHT80 Beam Forming, M0 to M9 2ss	3	15	6.4	95.52	-3.6	-2.3	-0.4		3.07	10.6	7.53
	VHT80 Beam Forming, M0 to M9 3ss	3	17	4.4	95.52	-1.7	-0.3	1.8		5.14	11	5.86
	VHT80 Beam Forming, M0 to M9 1ss	4	12	10.4	95.52	-6.2	-5.2	-2.6	-4.8	1.73	6.6	4.87
	VHT80 Beam Forming, M0 to M9 2ss	4	12	7.4	95.52	-6.4	-5.4	-4	-4.9	1.13	9.6	8.47
	VHT80 Beam Forming, M0 to M9 3ss	4	14	5.4	95.52	-4.2	-3.4	-1.8	-3.3	3.13	11	7.87
	VHT80 Beam Forming, M0 to M9 4ss	4	16	4.4	95.52	-2.7	-1.2	-0.3	-1.3	4.93	11	6.07
	VHT80 STBC, M0 to M9 1ss	2	17	4.4	95.52	-1.7	-0.3			2.27	11	8.73
	VHT80 STBC, M0 to M9 1ss	3	17	4.4	95.52	-1.7	-0.3	1.8		5.14	11	5.86
	VHT80 STBC, M0 to M9 1ss	4	16	4.4	95.52	-2.7	-1.2	-0.3	-1.3	4.93	11	6.07
	HE80, M0 to M9 1ss	1	17	4.4	94.61	-1.1				-0.86	11	11.86
	HE80, M0 to M9 1ss	2	17	7.4	94.61	-1.1	-0.1			2.68	9.6	6.92

This document is uncontrolled. Please refer to the electronic copy within EDCS for the most up to date version.
Cisco Systems, Inc. Company Confidential

	HE80, M0 to M9 2ss	2	17	4.4	94.61	-1.1	-0.1			2.68	11	8.32
	HE80, M0 to M9 1ss	3	17	9.4	94.61	-1.1	-0.1	1.9		5.43	7.6	2.17
	HE80, M0 to M9 2ss	3	17	6.4	94.61	-1.1	-0.1	1.9		5.43	10.6	5.17
	HE80, M0 to M9 3ss	3	17	4.4	94.61	-1.1	-0.1	1.9		5.43	11	5.57
	HE80, M0 to M9 1ss	4	16	10.4	94.61	-2.3	-1.4	1.6	-0.8	5.79	6.6	0.81
	HE80, M0 to M9 2ss	4	16	7.4	94.61	-2.3	-1.4	1.6	-0.8	5.79	9.6	3.81
	HE80, M0 to M9 3ss	4	16	5.4	94.61	-2.3	-1.4	1.6	-0.8	5.79	11	5.21
	HE80, M0 to M9 4ss	4	16	4.4	94.61	-2.3	-1.4	1.6	-0.8	5.79	11	5.21
	HE80 Beam Forming, M0 to M9 1ss	2	15	7.4	94.61	-3.3	-2.4			0.42	9.6	9.18
	HE80 Beam Forming, M0 to M9 2ss	2	17	4.4	94.61	-1.1	-0.1			2.68	11	8.32
	HE80 Beam Forming, M0 to M9 1ss	3	12	9.4	94.61	-6.2	-5.2	-2.6		0.62	7.6	6.98
	HE80 Beam Forming, M0 to M9 2ss	3	15	6.4	94.61	-3.3	-2.4	0		3.34	10.6	7.26
	HE80 Beam Forming, M0 to M9 3ss	3	17	4.4	94.61	-1.1	-0.1	1.9		5.43	11	5.57
	HE80 Beam Forming, M0 to M9 1ss	4	12	10.4	94.61	-3	-2.1	-0.9	-1.8	4.38	6.6	2.22
	HE80 Beam Forming, M0 to M9 2ss	4	12	7.4	94.61	-6.2	-5.2	-2.6	-4.8	1.77	9.6	7.83
	HE80 Beam Forming, M0 to M9 3ss	4	14	5.4	94.61	-4	-2.9	-0.8	-3	3.75	11	7.25
	HE80 Beam Forming, M0 to M9 4ss	4	16	4.4	94.61	-2.3	-1.4	1.6	-0.8	5.79	11	5.21
	HE80 STBC, M0 to M9 1ss	2	17	4.4	94.61	-1.1	-0.1			2.68	11	8.32
	HE80 STBC, M0 to M9 1ss	3	17	4.4	94.61	-1.1	-0.1	1.9		5.43	11	5.57
	HE80 STBC, M0 to M9 1ss	4	16	4.4	94.61	-2.3	-1.4	1.6	-0.8	5.79	11	5.21
5710	Non HT40, 6 to 54 Mbps	1	17	4.4	98.88	2.1				2.15	11	8.85
	Non HT40, 6 to 54 Mbps	2	17	7.4	98.88	2.1	2.9			5.58	9.6	4.02
	Non HT40, 6 to 54 Mbps	3	15	9.4	98.88	0.2	1.6	2		6.15	7.6	1.45
	Non HT40, 6 to 54 Mbps	4	13	10.4	98.88	-1.5	-0.8	-0.3	0	5.46	6.6	1.14
	HT/VHT40, M0 to M7	1	17	4.4	97.67	1.6				1.7	11	9.3
	HT/VHT40, M0 to M7	2	17	7.4	97.67	1.6	2.9			5.41	9.6	4.19
	HT/VHT40, M8 to M15	2	17	4.4	97.67	1.6	2.9			5.41	11	5.59
	HT/VHT40, M0 to M7	3	16	9.4	97.67	1	1.8	3		6.89	7.6	0.71
	HT/VHT40, M8 to M15	3	17	6.4	97.67	1.6	2.9	3.8		7.73	10.6	2.87
	HT/VHT40, M16 to M23	3	17	4.4	97.67	1.6	2.9	3.8		7.73	11	3.27
	HT/VHT40, M0 to M7	4	14	10.4	97.67	-1.2	-0.6	0.7	0.6	6.07	6.6	0.53
	HT/VHT40, M8 to M15	4	16	7.4	97.67	1	1.8	3	2.2	8.18	9.6	1.42
	HT/VHT40, M16 to M23	4	16	5.4	97.67	1	1.8	3	2.2	8.18	11	2.82
	HT/VHT40, M24 to M31	4	16	4.4	97.67	1	1.8	3	2.2	8.18	11	2.82
	HT/VHT40 Beam Forming, M0 to M7	2	15	7.4	97.67	-0.1	0.5			3.32	9.6	6.28
	HT/VHT40 Beam Forming, M8 to M15	2	17	4.4	97.67	1.6	2.9			5.41	11	5.59
	HT/VHT40 Beam Forming, M0 to M7	3	12	9.4	97.67	-3.3	-2.3	-1.7		2.49	7.6	5.11
	HT/VHT40 Beam Forming, M8 to M15	3	15	6.4	97.67	-0.1	0.5	1.5		5.56	10.6	5.04
	HT/VHT40 Beam Forming, M16 to M23	3	17	4.4	97.67	1.6	2.9	3.8		7.73	11	3.27

This document is uncontrolled. Please refer to the electronic copy within EDCS for the most up to date version.
Cisco Systems, Inc. Company Confidential

	HT/VHT40 Beam Forming, M0 to M7	4	9	10.4	97.67	-4.7	-4.8	-5.3	-4.8	1.23	6.6	5.37
	HT/VHT40 Beam Forming, M8 to M15	4	12	7.4	97.67	-3.3	-2.3	-1.7	-1.8	3.89	9.6	5.71
	HT/VHT40 Beam Forming, M16 to M23	4	14	5.4	97.67	-1.2	-0.6	0.7	0.6	6.07	11	4.93
	HT/VHT40 Beam Forming, M24 to M31	4	16	4.4	97.67	1	1.8	3	2.2	8.18	11	2.82
	HT/VHT40 STBC, M0 to M7	2	17	4.4	97.67	1.6	2.9			5.41	11	5.59
	HT/VHT40 STBC, M0 to M7	3	17	6.4	97.67	1.6	2.9	3.8		7.73	10.6	2.87
	HT/VHT40 STBC, M0 to M7	4	16	7.4	97.67	1	1.8	3	2.2	8.18	9.6	1.42
	HE40, M0 to M7	1	17	4.4	96.94	1.7				1.83	11	9.17
	HE40, M0 to M7	2	17	7.4	96.94	1.7	2.9			5.49	9.6	4.11
	HE40, M8 to M15	2	17	4.4	96.94	1.7	2.9			5.49	11	5.51
	HE40, M0 to M7	3	15	9.4	96.94	-0.1	1	2.1		6	7.6	1.6
	HE40, M8 to M15	3	17	6.4	96.94	1.7	2.9	4		7.87	10.6	2.73
	HE40, M16 to M23	3	17	4.4	96.94	1.7	2.9	4		7.87	11	3.13
	HE40, M0 to M7	4	14	10.4	96.94	-1.3	-0.4	1.1	0.1	6.12	6.6	0.48
	HE40, M8 to M15	4	16	7.4	96.94	1.2	1.7	3.5	2.3	8.42	9.6	1.18
	HE40, M16 to M23	4	16	5.4	96.94	1.2	1.7	3.5	2.3	8.42	11	2.58
	HE40, M24 to M31	4	16	4.4	96.94	1.2	1.7	3.5	2.3	8.42	11	2.58
	HE40 Beam Forming, M0 to M7	2	15	7.4	96.94	-0.1	1			3.63	9.6	5.97
	HE40 Beam Forming, M8 to M15	2	17	4.4	96.94	1.7	2.9			5.49	11	5.51
	HE40 Beam Forming, M0 to M7	3	12	9.4	96.94	-3	-2.1	-0.9		2.99	7.6	4.61
	HE40 Beam Forming, M8 to M15	3	15	6.4	96.94	-0.1	1	2.1		6	10.6	4.6
	HE40 Beam Forming, M16 to M23	3	17	4.4	96.94	1.7	2.9	4		7.87	11	3.13
	HE40 Beam Forming, M0 to M7	4	9	10.4	96.94	-5	-5	-4.8	-4.5	1.34	6.6	5.26
	HE40 Beam Forming, M8 to M15	4	12	7.4	96.94	-3	-2.1	-0.9	-1.8	4.27	9.6	5.33
	HE40 Beam Forming, M16 to M23	4	14	5.4	96.94	-1.3	-0.4	1.1	0.1	6.12	11	4.88
	HE40 Beam Forming, M24 to M31	4	16	4.4	96.94	1.2	1.7	3.5	2.3	8.42	11	2.58
	HE40 STBC, M0 to M7	2	17	4.4	96.94	1.7	2.9			5.49	11	5.51
	HE40 STBC, M0 to M7	3	17	6.4	96.94	1.7	2.9	4		7.87	10.6	2.73
	HE40 STBC, M0 to M7	4	16	7.4	96.94	1.2	1.7	3.5	2.3	8.42	9.6	1.18
5720	Non HT20, 6 to 54 Mbps	1	17	4.4	99.005	4.7				4.74	11	6.26
	Non HT20, 6 to 54 Mbps	2	17	7.4	99.005	4.7	5.7			8.28	9.6	1.32
	Non HT20, 6 to 54 Mbps	3	13	9.4	99.005	1	2	2.9		6.85	7.6	0.75
	Non HT20, 6 to 54 Mbps	4	10	10.4	99.005	-1.7	-0.9	-0.5	-0.7	5.14	6.6	1.46
	Non HT20 Beam Forming, 6 to 54 Mbps	2	15	7.4	99.005	2.8	4			6.5	9.6	3.1
	Non HT20 Beam Forming, 6 to 54 Mbps	3	12	9.4	99.005	-0.1	0.8	1.5		5.6	7.6	2
	HT/VHT20, M0 to M7	1	17	4.4	98.758	4.4				4.45	11	6.55
	HT/VHT20, M0 to M7	2	17	7.4	98.758	4.4	5.7			8.16	9.6	1.44
	HT/VHT20, M8 to M15	2	17	4.4	98.758	4.4	5.7			8.16	11	2.84
	HT/VHT20, M0 to M7	3	13	9.4	98.758	0.7	1.6	2.1		6.33	7.6	1.27

This document is uncontrolled. Please refer to the electronic copy within EDCS for the most up to date version.
Cisco Systems, Inc. Company Confidential

	HT/VHT20, M8 to M15	3	16	6.4	98.758	3.7	4.2	5.7		9.44	10.6	1.16
	HT/VHT20, M16 to M23	3	17	4.4	98.758	4.4	5.7	6.7		10.53	11	0.47
	HT/VHT20, M0 to M7	4	11	10.4	98.758	-1	-0.3	0.1	0.1	5.82	6.6	0.78
	HT/VHT20, M8 to M15	4	13	7.4	98.758	0.7	1.6	2.1	2.2	7.76	9.6	1.84
	HT/VHT20, M16 to M23	4	16	5.4	98.758	3.7	4.2	5.7	5.1	10.82	11	0.18
	HT/VHT20, M24 to M31	4	16	4.4	98.758	3.7	4.2	5.7	5.1	10.82	11	0.18
	HT/VHT20 Beam Forming, M0 to M7	2	15	7.4	98.758	2.2	3.7			6.08	9.6	3.52
	HT/VHT20 Beam Forming, M8 to M15	2	17	4.4	98.758	4.4	5.7			8.16	11	2.84
	HT/VHT20 Beam Forming, M0 to M7	3	12	9.4	98.758	-0.3	0.9	1.3		5.51	7.6	2.09
	HT/VHT20 Beam Forming, M8 to M15	3	15	6.4	98.758	2.2	3.7	4.6		8.44	10.6	2.16
	HT/VHT20 Beam Forming, M16 to M23	3	17	4.4	98.758	4.4	5.7	6.7		10.53	11	0.47
	HT/VHT20 Beam Forming, M8 to M15	4	12	7.4	98.758	-0.3	0.9	1.3	1.5	6.98	9.6	2.62
	HT/VHT20 Beam Forming, M16 to M23	4	14	5.4	98.758	2.1	2.8	3.6	3.3	9.06	11	1.94
	HT/VHT20 Beam Forming, M24 to M31	4	16	4.4	98.758	3.7	4.2	5.7	5.1	10.82	11	0.18
	HT/VHT20 STBC, M0 to M7	2	17	4.4	98.758	4.4	5.7			8.16	11	2.84
	HT/VHT20 STBC, M0 to M7	3	16	6.4	98.758	3.7	4.2	5.7		9.44	10.6	1.16
	HT/VHT20 STBC, M0 to M7	4	13	7.4	98.758	0.7	1.6	2.1	2.2	7.76	9.6	1.84
	HE20, M0 to M7	1	17	4.4	98.45	5				5.07	11	5.93
	HE20, M0 to M7	2	17	7.4	98.45	5	5.8			8.5	9.6	1.1
	HE20, M8 to M15	2	17	4.4	98.45	5	5.8			8.5	11	2.5
	HE20, M0 to M7	3	13	9.4	98.45	1.3	1.6	2.6		6.71	7.6	0.89
	HE20, M8 to M15	3	16	6.4	98.45	3.9	4.4	5.8		9.62	10.6	0.98
	HE20, M16 to M23	3	17	4.4	98.45	5	5.8	7.1		10.89	11	0.11
	HE20, M0 to M7	4	10	10.4	98.45	-1.8	-0.8	-0.2	-0.7	5.25	6.6	1.35
	HE20, M8 to M15	4	13	7.4	98.45	1.3	1.6	2.6	2.6	8.15	9.6	1.45
	HE20, M16 to M23	4	16	5.4	98.45	3	4.4	5.8	4.5	10.63	11	0.37
	HE20, M24 to M31	4	16	4.4	98.45	3	4.4	5.8	4.5	10.63	11	0.37
	HE20 Beam Forming, M0 to M7	2	15	7.4	98.45	2.8	3.7			6.35	9.6	3.25
	HE20 Beam Forming, M8 to M15	2	17	4.4	98.45	5	5.8			8.5	11	2.5
	HE20 Beam Forming, M0 to M7	3	12	9.4	98.45	-0.2	1.4	1.6		5.84	7.6	1.76
	HE20 Beam Forming, M8 to M15	3	15	6.4	98.45	2.8	3.7	4.9		8.72	10.6	1.88
	HE20 Beam Forming, M16 to M23	3	17	4.4	98.45	5	5.8	7.1		10.89	11	0.11
	HE20 Beam Forming, M8 to M15	4	12	7.4	98.45	-0.2	1.4	1.6	1.2	7.14	9.6	2.46
	HE20 Beam Forming, M16 to M23	4	14	5.4	98.45	1.9	2.8	3.7	3.6	9.15	11	1.85
	HE20 Beam Forming, M24 to M31	4	16	4.4	98.45	3.0	4.4	5.8	4.5	10.63	11	0.37
	HE20 STBC, M0 to M7	2	17	4.4	98.45	5	5.8			8.5	11	2.5
	HE20 STBC, M0 to M7	3	16	6.4	98.45	3.9	4.4	5.8		9.62	10.6	0.98
	HE20 STBC, M0 to M7	4	13	7.4	98.45	1.3	1.6	2.6	2.6	8.15	9.6	1.45

This document is uncontrolled. Please refer to the electronic copy within EDCS for the most up to date version.
Cisco Systems, Inc. Company Confidential

5.4.5 Power Spectral Density Plots

5550MHz, NonHT40, 6Mbps

Antenna A

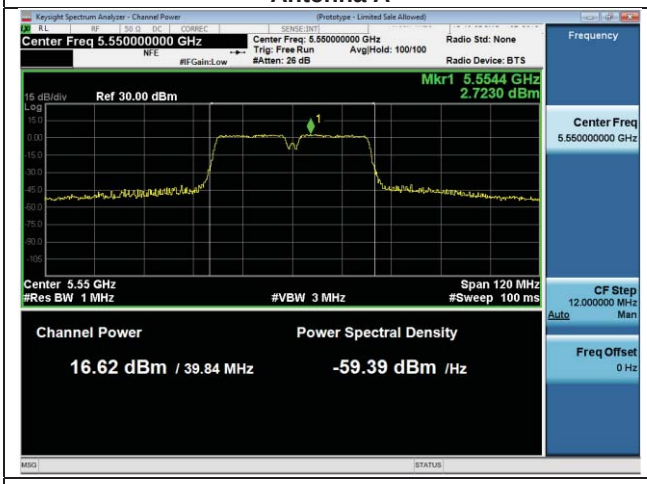

Antenna B

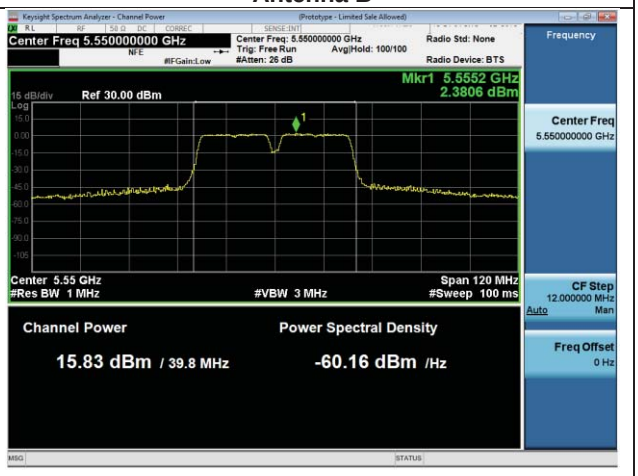

Antenna C

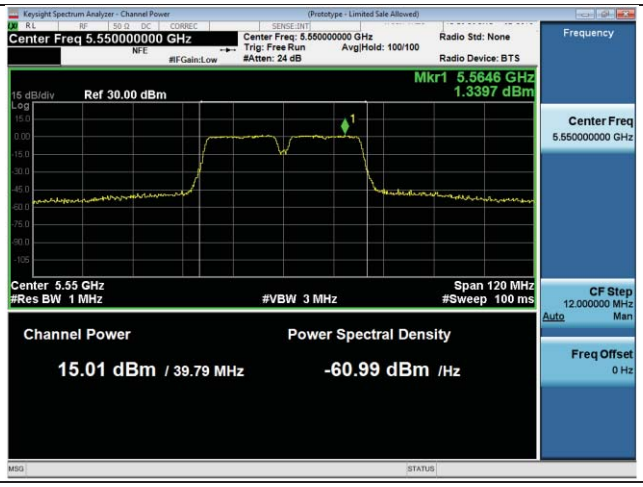

This document is uncontrolled. Please refer to the electronic copy within EDCS for the most up to date version.
Cisco Systems, Inc. Company Confidential

5.5 Conducted Spurious Emissions

5.5.1 Conducted Spurious Emissions Test Requirement

15.407(b), LP0002 (2018-01-10) (4.7.4.1)

Undesirable emission limits. Except as shown in paragraph (b)(7) of this section, the maximum emissions outside of the frequency bands of operation shall be attenuated in accordance with the following limits:

(3) For transmitters operating in the 5.47-5.725 GHz band: All emissions outside of the 5.47-5.725 GHz band shall not exceed an e.i.r.p. of −27 dBm/MHz.

(6) Unwanted emissions below 1 GHz must comply with the general field strength limits set forth in §15.209.

(**7)** The provisions of §15.205 apply to intentional radiators operating under this section.

15.205 / 15.209:

Radiated emissions which fall in the restricted bands, as defined in Section 15.205(a), must also comply with the radiated emission limits specified in Section 15.209(a) (see Section 15.205(c)).

Use formula below to substitute conducted measurements in place of radiated measurements

E[dBµV/m] = EIRP[dBm] - 20 log(d[meters]) + 104.77, where E = field strength and d = 3 meter

1) Average Plot, Limit= -41.25 dBm eirp
2) Peak plot, Limit = -21.25 dBm eirp

This document is uncontrolled. Please refer to the electronic copy within EDCS for the most up to date version.
Cisco Systems, Inc. Company Confidential

5.5.2 Conducted Spurious Emissions Test Procedure

Ref. 789033 D02 General UNII Test Procedures New Rules v01r02
ANSI C63.10: 2013

Conducted Spurious Emissions Test Procedure
1. Connect the antenna port(s) to the spectrum analyzer input. 2. Place the radio in continuous transmit mode. Use the procedures in KDB 789033 D02 General UNII Test Procedures New Rules v01r02 to substitute conducted measurements in place of radiated measurements. 3. Configure Spectrum analyzer as per test parameters below (be sure to enter all losses between the transmitter output and the spectrum analyzer). 4. Record the marker waveform peak to spur difference. Also measure any emissions in the restricted bands. 5. The “measure-and-sum technique” is used for measuring in-band transmit power of a device. In the measure-and-sum approach, the conducted emission level is measured at each antenna port. The measured results at the various antenna ports are then summed mathematically to determine the total emission level from the device. Summing is performed in linear power units. The worst-case output is recorded. 6. Place a marker at the end of the restricted band closest to the transmit frequency to show compliance. Also measure any emissions in the restricted bands 7. Capture graphs and record pertinent measurement data.

Ref. 789033 D02 General UNII Test Procedures New Rules v01r02
ANSI C63.10: 2013 section 12.7.7.3 and 12.7.6

Conducted Spurious Emissions Test parameters
Span = 30MHz to 18GHz / 18GHz to 40GHz RBW = 1 MHz VBW ≥ 3 MHz for Peak, 1kHz for Average Sweep = Auto couple Detector = Peak Trace = Max Hold.

This document is uncontrolled. Please refer to the electronic copy within EDCS for the most up to date version.
Cisco Systems, Inc. Company Confidential

5.5.3 Conducted Spurious Emissions Test Information

Samples, Systems, and Modes

System Number	Description	Samples	System under test	Support equipment
1	EUT	S01	☑	☐
	Support	S02	☐	☑

Tested By: Julian Land	Date of testing: November 19, 2018 – December 12, 2018, and February 4, 2019
Test Result: PASS	

Test Equipment

See Appendix A for list of test equipment

This document is uncontrolled. Please refer to the electronic copy within EDCS for the most up to date version.
Cisco Systems, Inc. Company Confidential

5.5.4 Conducted Spurious Emissions Data Table - Peak

Frequency (MHz)	Mode	Tx Paths	Index Power (dBm)	Correlated Antenna Gain (dBi)	Tx 1 Spur Power (dBm)	Tx 2 Spur Power (dBm)	Tx 3 Spur Power (dBm)	Tx 4 Spur Power (dBm)	Total Conducted Spur (dBm)	Total EIRP Spur (dBm)	Limit (dB)	Margin (dB)
5500	Non HT20, 6 to 54 Mbps	1	17	4.4	-48.9				-48.9	-44.5	-21.3	23.2
	Non HT20, 6 to 54 Mbps	2	17	4.4	-48.9	-47.8			-45.3	-40.9	-21.3	19.6
	Non HT20, 6 to 54 Mbps	3	13	4.4	-50.0	-50.6	-52.0		-46.0	-41.6	-21.3	20.3
	Non HT20, 6 to 54 Mbps	4	11	4.4	-52.3	-51.7	-55.8	-52.3	-46.7	-42.3	-21.3	21.1
	Non HT20 Beam Forming, 6 to 54 Mbps	2	15	7.4	-50.2	-48.6			-46.3	-38.9	-21.3	17.6
	Non HT20 Beam Forming, 6 to 54 Mbps	3	12	9.4	-51.9	-51.6	-54.8		-47.7	-38.3	-21.3	17.1
	Non HT20 Beam Forming, 6 to 54 Mbps	4	9	10.4	-54.1	-53.1	-55.5	-53.5	-47.9	-37.5	-21.3	16.3
	HT/VHT20, M0 to M7	1	17	4.4	-48.4				-48.4	-44.0	-21.3	22.7
	HT/VHT20, M0 to M7	2	17	4.4	-48.4	-48.1			-45.2	-40.8	-21.3	19.5
	HT/VHT20, M8 to M15	2	17	4.4	-48.4	-48.1			-45.2	-40.8	-21.3	19.5
	HT/VHT20, M0 to M7	3	14	4.4	-50.9	-50.4	-52.1		-46.3	-41.9	-21.3	20.6
	HT/VHT20, M8 to M15	3	16	4.4	-49.7	-49.0	-52.1		-45.3	-40.9	-21.3	19.6
	HT/VHT20, M16 to M23	3	16	4.4	-49.7	-49.0	-52.1		-45.3	-40.9	-21.3	19.6
	HT/VHT20, M0 to M7	4	11	4.4	-53.4	-52.1	-54.4	-52.8	-47.0	-42.6	-21.3	21.4
	HT/VHT20, M8 to M15	4	14	4.4	-50.9	-50.4	-52.1	-50.3	-44.8	-40.4	-21.3	19.1
	HT/VHT20, M16 to M23	4	16	4.4	-49.7	-49.0	-52.1	-49.0	-43.7	-39.3	-21.3	18.1
	HT/VHT20, M24 to M31	4	16	4.4	-49.7	-49.0	-52.1	-49.0	-43.7	-39.3	-21.3	18.1
	HT/VHT20 Beam Forming, M0 to M7	2	15	7.4	-50.7	-50.1			-47.3	-39.9	-21.3	18.7
	HT/VHT20 Beam Forming, M8 to M15	2	17	4.4	-48.4	-48.1			-45.2	-40.8	-21.3	19.5
	HT/VHT20 Beam Forming, M0 to M7	3	12	9.4	-51.7	-50.1	-54.9		-47.0	-37.6	-21.3	16.3
	HT/VHT20 Beam Forming, M8 to M15	3	15	6.4	-50.7	-50.1	-52.3		-46.1	-39.7	-21.3	18.5
	HT/VHT20 Beam Forming, M16 to M23	3	16	4.4	-49.7	-49.0	-52.1		-45.3	-40.9	-21.3	19.6
	HT/VHT20 Beam Forming, M0 to M7	4	9	10.4	-54.8	-53.1	-55.3	-52.9	-47.8	-37.4	-21.3	16.2
	HT/VHT20 Beam Forming, M8 to M15	4	12	7.4	-51.7	-50.1	-54.9	-51.4	-45.6	-38.2	-21.3	17.0
	HT/VHT20 Beam Forming, M16 to M23	4	14	5.4	-50.9	-50.4	-52.1	-50.3	-44.8	-39.4	-21.3	18.1
	HT/VHT20 Beam Forming, M24 to M31	4	16	4.4	-49.7	-49.0	-52.1	-49.0	-43.7	-39.3	-21.3	18.1
	HT/VHT20 STBC, M0 to M7	2	17	4.4	-48.4	-48.1			-45.2	-40.8	-21.3	19.5

This document is uncontrolled. Please refer to the electronic copy within EDCS for the most up to date version.
Cisco Systems, Inc. Company Confidential

	HT/VHT20 STBC, M0 to M7	3	16	4.4	-49.7	-49.0	-52.1		-45.3	-40.9	-21.3	19.6
	HT/VHT20 STBC, M0 to M7	4	14	4.4	-50.9	-50.4	-52.1	-50.3	-44.8	-40.4	-21.3	19.1
	HE20, M0 to M7	1	17	4.4	-49.3				-49.2	-44.8	-21.3	23.6
	HE20, M0 to M7	2	17	4.4	-49.3	-47.9			-45.5	-41.1	-21.3	19.8
	HE20, M8 to M15	2	17	4.4	-49.3	-47.9			-45.5	-41.1	-21.3	19.8
	HE20, M0 to M7	3	14	4.4	-51.4	-49.9	-52.4		-46.3	-41.9	-21.3	20.6
	HE20, M8 to M15	3	16	4.4	-49.7	-48.5	-51.4		-44.9	-40.5	-21.3	19.2
	HE20, M16 to M23	3	16	4.4	-49.7	-48.5	-51.4		-44.9	-40.5	-21.3	19.2
	HE20, M0 to M7	4	11	4.4	-52.4	-52.2	-55.5	-53.0	-47.0	-42.6	-21.3	21.4
	HE20, M8 to M15	4	14	4.4	-51.4	-49.9	-52.4	-50.1	-44.8	-40.4	-21.3	19.1
	HE20, M16 to M23	4	16	4.4	-49.7	-48.5	-51.4	-49.3	-43.5	-39.1	-21.3	17.9
	HE20, M24 to M31	4	16	4.4	-49.7	-48.5	-51.4	-49.3	-43.5	-39.1	-21.3	17.9
	HE20 Beam Forming, M0 to M7	2	15	7.4	-49.7	-50.0			-46.8	-39.4	-21.3	18.1
	HE20 Beam Forming, M8 to M15	2	17	4.4	-49.3	-47.9			-45.5	-41.1	-21.3	19.8
	HE20 Beam Forming, M0 to M7	3	12	9.4	-51.8	-52.4	-55.4		-48.1	-38.7	-21.3	17.5
	HE20 Beam Forming, M8 to M15	3	15	6.4	-49.7	-50.0	-51.7		-45.5	-39.1	-21.3	17.9
	HE20 Beam Forming, M16 to M23	3	16	4.4	-49.7	-48.5	-51.4		-44.9	-40.5	-21.3	19.2
	HE20 Beam Forming, M0 to M7	4	9	10.4	-53.5	-52.7	-56.6	-53.0	-47.6	-37.2	-21.3	16.0
	HE20 Beam Forming, M8 to M15	4	12	7.4	-51.8	-52.4	-55.4	-51.6	-46.5	-39.1	-21.3	17.8
	HE20 Beam Forming, M16 to M23	4	14	5.4	-51.4	-49.9	-52.4	-50.1	-44.8	-39.4	-21.3	18.1
	HE20 Beam Forming, M24 to M31	4	16	4.4	-49.7	-48.5	-51.4	-49.3	-43.5	-39.1	-21.3	17.9
	HE20 STBC, M0 to M7	2	17	4.4	-49.3	-47.9			-45.5	-41.1	-21.3	19.8
	HE20 STBC, M0 to M7	3	16	4.4	-49.7	-48.5	-51.4		-44.9	-40.5	-21.3	19.2
	HE20 STBC, M0 to M7	4	14	4.4	-51.4	-49.9	-52.4	-50.1	-44.8	-40.4	-21.3	19.1
5510	Non HT40, 6 to 54 Mbps	1	14	4.4	-50.7				-50.7	-46.3	-21.3	25.0
	Non HT40, 6 to 54 Mbps	2	14	4.4	-50.7	-50.5			-47.5	-43.1	-21.3	21.9
	Non HT40, 6 to 54 Mbps	3	14	4.4	-50.7	-50.5	-51.8		-46.1	-41.7	-21.3	20.5
	Non HT40, 6 to 54 Mbps	4	14	4.4	-50.7	-50.5	-51.8	-50.8	-44.9	-40.5	-21.3	19.2
	HT/VHT40, M0 to M7	1	16	4.4	-48.9				-48.8	-44.4	-21.3	23.2
	HT/VHT40, M0 to M7	2	15	4.4	-50.2	-49.9			-46.9	-42.5	-21.3	21.3
	HT/VHT40, M8 to M15	2	15	4.4	-50.2	-49.9			-46.9	-42.5	-21.3	21.3
	HT/VHT40, M0 to M7	3	15	4.4	-50.2	-49.9	-52.7		-45.9	-41.5	-21.3	20.2
	HT/VHT40, M8 to M15	3	15	4.4	-50.2	-49.9	-52.7		-45.9	-41.5	-21.3	20.2
	HT/VHT40, M16 to M23	3	15	4.4	-50.2	-49.9	-52.7		-45.9	-41.5	-21.3	20.2
	HT/VHT40, M0 to M7	4	14	4.4	-51.0	-50.3	-52.9	-50.8	-45.0	-40.6	-21.3	19.4
	HT/VHT40, M8 to M15	4	15	4.4	-50.2	-49.9	-52.7	-50.2	-44.5	-40.1	-21.3	18.8
	HT/VHT40, M16 to M23	4	15	4.4	-50.2	-49.9	-52.7	-50.2	-44.5	-40.1	-21.3	18.8
	HT/VHT40, M24 to M31	4	15	4.4	-50.2	-49.9	-52.7	-50.2	-44.5	-40.1	-21.3	18.8
	HT/VHT40 Beam Forming, M0 to M7	2	15	7.4	-50.2	-49.9			-46.9	-39.5	-21.3	18.3

This document is uncontrolled. Please refer to the electronic copy within EDCS for the most up to date version.
Cisco Systems, Inc. Company Confidential

	HT/VHT40 Beam Forming, M8 to M15	2	15	4.4	-50.2	-49.9			-46.9	-42.5	-21.3	21.3
	HT/VHT40 Beam Forming, M0 to M7	3	12	9.4	-51.0	-51.4	-54.8		-47.2	-37.8	-21.3	16.6
	HT/VHT40 Beam Forming, M8 to M15	3	15	6.4	-50.2	-49.9	-52.7		-45.9	-39.5	-21.3	18.2
	HT/VHT40 Beam Forming, M16 to M23	3	15	4.4	-50.2	-49.9	-52.7		-45.9	-41.5	-21.3	20.2
	HT/VHT40 Beam Forming, M0 to M7	4	9	10.4	-54.4	-53.1	-56.6	-53.8	-48.2	-37.8	-21.3	16.5
	HT/VHT40 Beam Forming, M8 to M15	4	12	7.4	-51.0	-51.4	-54.8	-51.9	-45.9	-38.5	-21.3	17.3
	HT/VHT40 Beam Forming, M16 to M23	4	14	5.4	-51.0	-50.3	-52.9	-50.8	-45.0	-39.6	-21.3	18.4
	HT/VHT40 Beam Forming, M24 to M31	4	15	4.4	-50.2	-49.9	-52.7	-50.2	-44.5	-40.1	-21.3	18.8
	HT/VHT40 STBC, M0 to M7	2	15	4.4	-50.2	-49.9			-46.9	-42.5	-21.3	21.3
	HT/VHT40 STBC, M0 to M7	3	15	4.4	-50.2	-49.9	-52.7		-45.9	-41.5	-21.3	20.2
	HT/VHT40 STBC, M0 to M7	4	15	4.4	-50.2	-49.9	-52.7	-50.2	-44.5	-40.1	-21.3	18.8
	HE40, M0 to M7	1	13	4.4	-50.9				-50.8	-46.4	-21.3	25.1
	HE40, M0 to M7	2	13	4.4	-50.9	-50.4			-47.5	-43.1	-21.3	21.9
	HE40, M8 to M15	2	13	4.4	-50.9	-50.4			-47.5	-43.1	-21.3	21.9
	HE40, M0 to M7	3	13	4.4	-50.9	-50.4	-53.4		-46.5	-42.1	-21.3	20.8
	HE40, M8 to M15	3	13	4.4	-50.9	-50.4	-53.4		-46.5	-42.1	-21.3	20.8
	HE40, M16 to M23	3	13	4.4	-50.9	-50.4	-53.4		-46.5	-42.1	-21.3	20.8
	HE40, M0 to M7	4	13	4.4	-50.9	-50.4	-53.4	-50.5	-45.0	-40.6	-21.3	19.3
	HE40, M8 to M15	4	13	4.4	-50.9	-50.4	-53.4	-50.5	-45.0	-40.6	-21.3	19.3
	HE40, M16 to M23	4	13	4.4	-50.9	-50.4	-53.4	-50.5	-45.0	-40.6	-21.3	19.3
	HE40, M24 to M31	4	13	4.4	-50.9	-50.4	-53.4	-50.5	-45.0	-40.6	-21.3	19.3
	HE40 Beam Forming, M0 to M7	2	13	7.4	-50.9	-50.4			-47.5	-40.1	-21.3	18.9
	HE40 Beam Forming, M8 to M15	2	13	4.4	-50.9	-50.4			-47.5	-43.1	-21.3	21.9
	HE40 Beam Forming, M0 to M7	3	11	9.4	-52.0	-51.2	-55.8		-47.7	-38.3	-21.3	17.0
	HE40 Beam Forming, M8 to M15	3	13	6.4	-50.9	-50.4	-53.4		-46.5	-40.1	-21.3	18.8
	HE40 Beam Forming, M16 to M23	3	13	4.4	-50.9	-50.4	-53.4		-46.5	-42.1	-21.3	20.8
	HE40 Beam Forming, M0 to M7	4	9	10.4	-54.6	-53.2	-55.9	-53.0	-47.9	-37.5	-21.3	16.2
	HE40 Beam Forming, M8 to M15	4	12	7.4	-50.9	-51.0	-54.7	-52.0	-45.8	-38.4	-21.3	17.1
	HE40 Beam Forming, M16 to M23	4	13	5.4	-50.9	-50.4	-53.4	-50.5	-45.0	-39.6	-21.3	18.3
	HE40 Beam Forming, M24 to M31	4	13	4.4	-50.9	-50.4	-53.4	-50.5	-45.0	-40.6	-21.3	19.3
	HE40 STBC, M0 to M7	2	13	4.4	-50.9	-50.4			-47.5	-43.1	-21.3	21.9
	HE40 STBC, M0 to M7	3	13	4.4	-50.9	-50.4	-53.4		-46.5	-42.1	-21.3	20.8
	HE40 STBC, M0 to M7	4	13	4.4	-50.9	-50.4	-53.4	-50.5	-45.0	-40.6	-21.3	19.3
5530	Non HT80, 6 to 54 Mbps	1	14	4.4	-51.7				-51.7	-47.3	-21.3	26.0
	Non HT80, 6 to 54 Mbps	2	14	4.4	-51.7	-51.0			-48.3	-43.9	-21.3	22.6
	Non HT80, 6 to 54 Mbps	3	14	4.4	-51.7	-51.0	-52.8		-47.0	-42.6	-21.3	21.3
	Non HT80, 6 to 54 Mbps	4	13	4.4	-52.0	-51.2	-53.1	-51.2	-45.7	-41.3	-21.3	20.1
	VHT80, M0 to M9 1ss	1	15	4.4	-49.9				-49.7	-45.3	-21.3	24.1
	VHT80, M0 to M9 1ss	2	14	4.4	-51.5	-51.4			-48.2	-43.8	-21.3	22.6

This document is uncontrolled. Please refer to the electronic copy within EDCS for the most up to date version.
Cisco Systems, Inc. Company Confidential

VHT80, M0 to M9 2ss	2	14	4.4	-51.5	-51.4			-48.2	-43.8	-21.3	22.6
VHT80, M0 to M9 1ss	3	14	4.4	-51.5	-51.4	-53.6		-47.1	-42.7	-21.3	21.4
VHT80, M0 to M9 2ss	3	14	4.4	-51.5	-51.4	-53.6		-47.1	-42.7	-21.3	21.4
VHT80, M0 to M9 3ss	3	14	4.4	-51.5	-51.4	-53.6		-47.1	-42.7	-21.3	21.4
VHT80, M0 to M9 1ss	4	14	4.4	-51.5	-51.4	-53.6	-50.6	-45.4	-41.0	-21.3	19.8
VHT80, M0 to M9 2ss	4	14	4.4	-51.5	-51.4	-53.6	-50.6	-45.4	-41.0	-21.3	19.8
VHT80, M0 to M9 3ss	4	14	4.4	-51.5	-51.4	-53.6	-50.6	-45.4	-41.0	-21.3	19.8
VHT80, M0 to M9 4ss	4	14	4.4	-51.5	-51.4	-53.6	-50.6	-45.4	-41.0	-21.3	19.8
VHT80 Beam Forming, M0 to M9 1ss	2	14	7.4	-51.5	-51.4			-48.2	-40.8	-21.3	19.6
VHT80 Beam Forming, M0 to M9 2ss	2	14	4.4	-51.5	-51.4			-48.2	-43.8	-21.3	22.6
VHT80 Beam Forming, M0 to M9 1ss	3	11	9.4	-53.2	-52.5	-55.7		-48.6	-39.2	-21.3	18.0
VHT80 Beam Forming, M0 to M9 2ss	3	14	6.4	-51.5	-51.4	-53.6		-47.1	-40.7	-21.3	19.4
VHT80 Beam Forming, M0 to M9 3ss	3	14	4.4	-51.5	-51.4	-53.6		-47.1	-42.7	-21.3	21.4
VHT80 Beam Forming, M0 to M9 1ss	4	9	10.4	-54.4	-54.7	-56.3	-54.8	-48.8	-38.4	-21.3	17.1
VHT80 Beam Forming, M0 to M9 2ss	4	12	7.4	-52.4	-52.2	-55.5	-52.5	-46.7	-39.3	-21.3	18.1
VHT80 Beam Forming, M0 to M9 3ss	4	14	5.4	-51.5	-51.4	-53.6	-50.6	-45.4	-40.0	-21.3	18.8
VHT80 Beam Forming, M0 to M9 4ss	4	14	4.4	-51.5	-51.4	-53.6	-50.6	-45.4	-41.0	-21.3	19.8
VHT80 STBC, M0 to M9 1ss	2	14	4.4	-51.5	-51.4			-48.2	-43.8	-21.3	22.6
VHT80 STBC, M0 to M9 1ss	3	14	4.4	-51.5	-51.4	-53.6		-47.1	-42.7	-21.3	21.4
VHT80 STBC, M0 to M9 1ss	4	14	4.4	-51.5	-51.4	-53.6	-50.6	-45.4	-41.0	-21.3	19.8
HE80, M0 to M9 1ss	1	16	4.4	-49.5				-49.3	-44.9	-21.3	23.6
HE80, M0 to M9 1ss	2	15	4.4	-50.4	-49.7			-46.8	-42.4	-21.3	21.1
HE80, M0 to M9 2ss	2	15	4.4	-50.4	-49.7			-46.8	-42.4	-21.3	21.1
HE80, M0 to M9 1ss	3	15	4.4	-50.4	-49.7	-53.3		-45.9	-41.5	-21.3	20.2
HE80, M0 to M9 2ss	3	15	4.4	-50.4	-49.7	-53.3		-45.9	-41.5	-21.3	20.2
HE80, M0 to M9 3ss	3	15	4.4	-50.4	-49.7	-53.3		-45.9	-41.5	-21.3	20.2
HE80, M0 to M9 1ss	4	15	4.4	-50.4	-49.7	-53.3	-50.6	-44.5	-40.1	-21.3	18.9
HE80, M0 to M9 2ss	4	15	4.4	-50.4	-49.7	-53.3	-50.6	-44.5	-40.1	-21.3	18.9
HE80, M0 to M9 3ss	4	15	4.4	-50.4	-49.7	-53.3	-50.6	-44.5	-40.1	-21.3	18.9
HE80, M0 to M9 4ss	4	15	4.4	-50.4	-49.7	-53.3	-50.6	-44.5	-40.1	-21.3	18.9
HE80 Beam Forming, M0 to M9 1ss	2	15	7.4	-50.4	-49.7			-46.8	-39.4	-21.3	18.1
HE80 Beam Forming, M0 to M9 2ss	2	15	4.4	-50.4	-49.7			-46.8	-42.4	-21.3	21.1
HE80 Beam Forming, M0 to M9 1ss	3	11	9.4	-51.1	-52.5	-55.3		-47.6	-38.2	-21.3	17.0
HE80 Beam Forming, M0 to M9 2ss	3	14	6.4	-49.8	-51.1	-53.3		-46.2	-39.8	-21.3	18.5
HE80 Beam Forming, M0 to M9 3ss	3	15	4.4	-50.4	-49.7	-53.3		-45.9	-41.5	-21.3	20.2
HE80 Beam Forming, M0 to M9 1ss	4	9	10.4	-54.2	-54.6	-55.7	-54.3	-48.4	-38.0	-21.3	16.8
HE80 Beam Forming, M0 to M9 2ss	4	12	7.4	-51.9	-51.7	-55.2	-51.2	-46.0	-38.6	-21.3	17.3
HE80 Beam Forming, M0 to M9 3ss	4	14	5.4	-49.8	-51.1	-53.3	-50.4	-44.7	-39.3	-21.3	18.1
HE80 Beam Forming, M0 to M9 4ss	4	15	4.4	-50.4	-49.7	-53.3	-50.6	-44.5	-40.1	-21.3	18.9
HE80 STBC, M0 to M9 1ss	2	15	4.4	-50.4	-49.7			-46.8	-42.4	-21.3	21.1

This document is uncontrolled. Please refer to the electronic copy within EDCS for the most up to date version.
Cisco Systems, Inc. Company Confidential

	HE80 STBC, M0 to M9 1ss	3	15	4.4	-50.4	-49.7	-53.3		-45.9	-41.5	-21.3	20.2
	HE80 STBC, M0 to M9 1ss	4	15	4.4	-50.4	-49.7	-53.3	-50.6	-44.5	-40.1	-21.3	18.9
5550	Non HT40, 6 to 54 Mbps	1	17	4.4	-48.3				-48.3	-43.9	-21.3	22.6
	Non HT40, 6 to 54 Mbps	2	17	4.4	-48.3	-48.1			-45.1	-40.7	-21.3	19.5
	Non HT40, 6 to 54 Mbps	3	16	4.4	-49.9	-48.9	-51.7		-45.2	-40.8	-21.3	19.6
	Non HT40, 6 to 54 Mbps	4	14	4.4	-51.1	-49.7	-52.4	-51.3	-45.0	-40.6	-21.3	19.3
	HT/VHT40, M0 to M7	1	17	4.4	-49.2				-49.1	-44.7	-21.3	23.5
	HT/VHT40, M0 to M7	2	17	4.4	-49.2	-47.2			-45.0	-40.6	-21.3	19.3
	HT/VHT40, M8 to M15	2	17	4.4	-49.2	-47.2			-45.0	-40.6	-21.3	19.3
	HT/VHT40, M0 to M7	3	16	4.4	-48.8	-48.5	-52.6		-44.7	-40.3	-21.3	19.1
	HT/VHT40, M8 to M15	3	17	4.4	-49.2	-47.2	-51.0		-44.0	-39.6	-21.3	18.3
	HT/VHT40, M16 to M23	3	17	4.4	-49.2	-47.2	-51.0		-44.0	-39.6	-21.3	18.3
	HT/VHT40, M0 to M7	4	14	4.4	-50.6	-51.0	-53.7	-50.3	-45.1	-40.7	-21.3	19.4
	HT/VHT40, M8 to M15	4	16	4.4	-48.8	-48.5	-52.6	-50.0	-43.6	-39.2	-21.3	17.9
	HT/VHT40, M16 to M23	4	16	4.4	-48.8	-48.5	-52.6	-50.0	-43.6	-39.2	-21.3	17.9
	HT/VHT40, M24 to M31	4	16	4.4	-48.8	-48.5	-52.6	-50.0	-43.6	-39.2	-21.3	17.9
	HT/VHT40 Beam Forming, M0 to M7	2	15	7.4	-50.0	-50.6			-47.2	-39.8	-21.3	18.5
	HT/VHT40 Beam Forming, M8 to M15	2	17	4.4	-49.2	-47.2			-45.0	-40.6	-21.3	19.3
	HT/VHT40 Beam Forming, M0 to M7	3	12	9.4	-51.9	-52.6	-55.7		-48.2	-38.8	-21.3	17.6
	HT/VHT40 Beam Forming, M8 to M15	3	15	6.4	-50.0	-50.6	-52.9		-46.1	-39.7	-21.3	18.5
	HT/VHT40 Beam Forming, M16 to M23	3	17	4.4	-49.2	-47.2	-51.0		-44.0	-39.6	-21.3	18.3
	HT/VHT40 Beam Forming, M0 to M7	4	9	10.4	-54.3	-54.5	-56.9	-54.5	-48.8	-38.4	-21.3	17.2
	HT/VHT40 Beam Forming, M8 to M15	4	12	7.4	-51.9	-52.6	-55.7	-52.3	-46.8	-39.4	-21.3	18.1
	HT/VHT40 Beam Forming, M16 to M23	4	14	5.4	-50.6	-51.0	-53.7	-50.3	-45.1	-39.7	-21.3	18.4
	HT/VHT40 Beam Forming, M24 to M31	4	16	4.4	-48.8	-48.5	-52.6	-50.0	-43.6	-39.2	-21.3	17.9
	HT/VHT40 STBC, M0 to M7	2	17	4.4	-49.2	-47.2			-45.0	-40.6	-21.3	19.3
	HT/VHT40 STBC, M0 to M7	3	17	4.4	-49.2	-47.2	-51.0		-44.0	-39.6	-21.3	18.3
	HT/VHT40 STBC, M0 to M7	4	16	4.4	-48.8	-48.5	-52.6	-50.0	-43.6	-39.2	-21.3	17.9
	HE40, M0 to M7	1	17	4.4	-49.1				-49.0	-44.6	-21.3	23.3
	HE40, M0 to M7	2	17	4.4	-49.1	-48.1			-45.4	-41.0	-21.3	19.8
	HE40, M8 to M15	2	17	4.4	-49.1	-48.1			-45.4	-41.0	-21.3	19.8
	HE40, M0 to M7	3	16	4.4	-49.8	-49.1	-52.2		-45.3	-40.9	-21.3	19.6
	HE40, M8 to M15	3	17	4.4	-49.1	-48.1	-51.1		-44.4	-40.0	-21.3	18.7
	HE40, M16 to M23	3	17	4.4	-49.1	-48.1	-51.1		-44.4	-40.0	-21.3	18.7
	HE40, M0 to M7	4	14	4.4	-51.1	-51.3	-52.9	-50.9	-45.3	-40.9	-21.3	19.7
	HE40, M8 to M15	4	16	4.4	-49.8	-49.1	-52.2	-50.0	-44.0	-39.6	-21.3	18.3
	HE40, M16 to M23	4	16	4.4	-49.8	-49.1	-52.2	-50.0	-44.0	-39.6	-21.3	18.3
	HE40, M24 to M31	4	16	4.4	-49.8	-49.1	-52.2	-50.0	-44.0	-39.6	-21.3	18.3
	HE40 Beam Forming, M0 to M7	2	15	7.4	-50.7	-50.9			-47.7	-40.3	-21.3	19.0

This document is uncontrolled. Please refer to the electronic copy within EDCS for the most up to date version.
Cisco Systems, Inc. Company Confidential

	HE40 Beam Forming, M8 to M15	2	17	4.4	-49.1	-48.1			-45.4	-41.0	-21.3	19.8
	HE40 Beam Forming, M0 to M7	3	12	9.4	-52.5	-51.9	-56.1		-48.2	-38.8	-21.3	17.6
	HE40 Beam Forming, M8 to M15	3	15	6.4	-50.7	-50.9	-52.5		-46.4	-40.0	-21.3	18.7
	HE40 Beam Forming, M16 to M23	3	17	4.4	-49.1	-48.1	-51.1		-44.4	-40.0	-21.3	18.7
	HE40 Beam Forming, M0 to M7	4	9	10.4	-54.5	-54.6	-56.9	-54.8	-48.9	-38.5	-21.3	17.3
	HE40 Beam Forming, M8 to M15	4	12	7.4	-52.5	-51.9	-56.1	-52.0	-46.7	-39.3	-21.3	18.0
	HE40 Beam Forming, M16 to M23	4	14	5.4	-51.1	-51.3	-52.9	-50.9	-45.3	-39.9	-21.3	18.7
	HE40 Beam Forming, M24 to M31	4	16	4.4	-49.8	-49.1	-52.2	-50.0	-44.0	-39.6	-21.3	18.3
	HE40 STBC, M0 to M7	2	17	4.4	-49.1	-48.1			-45.4	-41.0	-21.3	19.8
	HE40 STBC, M0 to M7	3	17	4.4	-49.1	-48.1	-51.1		-44.4	-40.0	-21.3	18.7
	HE40 STBC, M0 to M7	4	16	4.4	-49.8	-49.1	-52.2	-50.0	-44.0	-39.6	-21.3	18.3
5560	Non HT20, 6 to 54 Mbps	1	17	4.4	-50.4				-50.4	-46.0	-21.3	24.7
	Non HT20, 6 to 54 Mbps	2	17	4.4	-50.4	-49.2			-46.7	-42.3	-21.3	21.1
	Non HT20, 6 to 54 Mbps	3	14	4.4	-52.8	-50.8	-54.0		-47.5	-43.1	-21.3	21.9
	Non HT20, 6 to 54 Mbps	4	11	4.4	-53.7	-53.8	-55.9	-53.7	-48.1	-43.7	-21.3	22.5
	Non HT20 Beam Forming, 6 to 54 Mbps	2	15	7.4	-51.8	-51.5			-48.6	-41.2	-21.3	19.9
	Non HT20 Beam Forming, 6 to 54 Mbps	3	12	9.4	-52.9	-51.8	-55.7		-48.4	-39.0	-21.3	17.7
	Non HT20 Beam Forming, 6 to 54 Mbps	4	9	10.4	-54.2	-54.3	-56.3	-54.8	-48.8	-38.4	-21.3	17.1
	HT/VHT20, M0 to M7	1	17	4.4	-50.2				-50.2	-45.8	-21.3	24.5
	HT/VHT20, M0 to M7	2	17	4.4	-50.2	-49.4			-46.7	-42.3	-21.3	21.1
	HT/VHT20, M8 to M15	2	17	4.4	-50.2	-49.4			-46.7	-42.3	-21.3	21.1
	HT/VHT20, M0 to M7	3	14	4.4	-52.5	-51.8	-53.0		-47.6	-43.2	-21.3	21.9
	HT/VHT20, M8 to M15	3	17	4.4	-50.2	-49.4	-52.0		-45.6	-41.2	-21.3	19.9
	HT/VHT20, M16 to M23	3	17	4.4	-50.2	-49.4	-52.0		-45.6	-41.2	-21.3	19.9
	HT/VHT20, M0 to M7	4	11	4.4	-54.2	-53.1	-56.4	-53.6	-48.1	-43.7	-21.3	22.4
	HT/VHT20, M8 to M15	4	14	4.4	-52.5	-51.8	-53.0	-52.1	-46.3	-41.9	-21.3	20.6
	HT/VHT20, M16 to M23	4	16	4.4	-50.3	-50.2	-52.7	-50.1	-44.6	-40.2	-21.3	19.0
	HT/VHT20, M24 to M31	4	16	4.4	-50.3	-50.2	-52.7	-50.1	-44.6	-40.2	-21.3	19.0
	HT/VHT20 Beam Forming, M0 to M7	2	15	7.4	-51.3	-51.3			-48.2	-40.8	-21.3	19.6
	HT/VHT20 Beam Forming, M8 to M15	2	17	4.4	-50.2	-49.4			-46.7	-42.3	-21.3	21.1
	HT/VHT20 Beam Forming, M0 to M7	3	12	9.4	-52.2	-52.5	-55.2		-48.3	-38.9	-21.3	17.6
	HT/VHT20 Beam Forming, M8 to M15	3	15	6.4	-51.3	-51.3	-53.5		-47.1	-40.7	-21.3	19.4
	HT/VHT20 Beam Forming, M16 to M23	3	17	4.4	-50.2	-49.4	-52.0		-45.6	-41.2	-21.3	19.9
	HT/VHT20 Beam Forming, M0 to M7	4	9	10.4	-55.4	-55.0	-56.3	-53.5	-48.9	-38.5	-21.3	17.2
	HT/VHT20 Beam Forming, M8 to M15	4	12	7.4	-52.2	-52.5	-55.2	-51.9	-46.7	-39.3	-21.3	18.1
	HT/VHT20 Beam Forming, M16 to M23	4	14	5.4	-52.5	-51.8	-53.0	-52.1	-46.3	-40.9	-21.3	19.6
	HT/VHT20 Beam Forming, M24 to M31	4	16	4.4	-50.3	-50.2	-52.7	-50.1	-44.6	-40.2	-21.3	19.0
	HT/VHT20 STBC, M0 to M7	2	17	4.4	-50.2	-49.4			-46.7	-42.3	-21.3	21.1
	HT/VHT20 STBC, M0 to M7	3	17	4.4	-50.2	-49.4	-52.0		-45.6	-41.2	-21.3	19.9

This document is uncontrolled. Please refer to the electronic copy within EDCS for the most up to date version.
Cisco Systems, Inc. Company Confidential

	HT/VHT20 STBC, M0 to M7	4	14	4.4	-52.5	-51.8	-53.0	-52.1	-46.3	-41.9	-21.3	20.6
	HE20, M0 to M7	1	17	4.4	-50.0				-49.9	-45.5	-21.3	24.3
	HE20, M0 to M7	2	17	4.4	-50.0	-48.9			-46.3	-41.9	-21.3	20.7
	HE20, M8 to M15	2	17	4.4	-50.0	-48.9			-46.3	-41.9	-21.3	20.7
	HE20, M0 to M7	3	14	4.4	-51.4	-51.3	-53.5		-47.1	-42.7	-21.3	21.5
	HE20, M8 to M15	3	17	4.4	-50.0	-48.9	-51.0		-45.0	-40.6	-21.3	19.4
	HE20, M16 to M23	3	17	4.4	-50.0	-48.9	-51.0		-45.0	-40.6	-21.3	19.4
	HE20, M0 to M7	4	11	4.4	-54.4	-54.0	-55.1	-53.2	-48.0	-43.6	-21.3	22.4
	HE20, M8 to M15	4	14	4.4	-51.4	-51.3	-53.5	-51.6	-45.8	-41.4	-21.3	20.1
	HE20, M16 to M23	4	16	4.4	-50.5	-50.2	-52.9	-49.4	-44.5	-40.1	-21.3	18.8
	HE20, M24 to M31	4	16	4.4	-50.5	-50.2	-52.9	-49.4	-44.5	-40.1	-21.3	18.8
	HE20 Beam Forming, M0 to M7	2	15	7.4	-50.1	-51.2			-47.5	-40.1	-21.3	18.9
	HE20 Beam Forming, M8 to M15	2	17	4.4	-50.0	-48.9			-46.3	-41.9	-21.3	20.7
	HE20 Beam Forming, M0 to M7	3	12	9.4	-52.4	-51.8	-55.4		-48.1	-38.7	-21.3	17.5
	HE20 Beam Forming, M8 to M15	3	15	6.4	-50.1	-51.2	-53.4		-46.5	-40.1	-21.3	18.9
	HE20 Beam Forming, M16 to M23	3	17	4.4	-50.0	-48.9	-51.0		-45.0	-40.6	-21.3	19.4
	HE20 Beam Forming, M0 to M7	4	9	10.4	-55.2	-54.9	-56.7	-54.4	-49.1	-38.7	-21.3	17.5
	HE20 Beam Forming, M8 to M15	4	12	7.4	-52.4	-51.8	-55.4	-52.1	-46.6	-39.2	-21.3	18.0
	HE20 Beam Forming, M16 to M23	4	14	5.4	-51.4	-51.3	-53.5	-51.6	-45.8	-40.4	-21.3	19.1
	HE20 Beam Forming, M24 to M31	4	16	4.4	-50.5	-50.2	-52.9	-49.4	-44.5	-40.1	-21.3	18.8
	HE20 STBC, M0 to M7	2	17	4.4	-50.0	-48.9			-46.3	-41.9	-21.3	20.7
	HE20 STBC, M0 to M7	3	17	4.4	-50.0	-48.9	-51.0		-45.0	-40.6	-21.3	19.4
	HE20 STBC, M0 to M7	4	14	4.4	-51.4	-51.3	-53.5	-51.6	-45.8	-41.4	-21.3	20.1
5570	Non VHT160/HE160, 6 to 54 Mbps	1	12	4.4	-49.5				-49.46	-45.06	-21.25	23.81
	Non VHT160/HE160, 6 to 54 Mbps	2	12	4.4	-49.5	-49.6			-46.50	-42.10	-21.25	20.85
	Non VHT160/HE160, 6 to 54 Mbps	3	12	4.4	-49.5	-49.6	-49.7		-44.79	-40.39	-21.25	19.14
	Non VHT160/HE160, 6 to 54 Mbps	4	11	4.4	-50.2	-50.3	-50.6	-49.4	-44.04	-39.64	-21.25	18.39
	VHT160, M0 to M9 1ss	1	13	4.4	-50.3				-49.95	-45.55	-21.25	24.30
	VHT160, M0 to M9 1ss	2	12	4.4	-51.3	-50			-47.24	-42.84	-21.25	21.59
	VHT160, M0 to M9 2ss	2	12	4.4	-51.3	-50			-47.24	-42.84	-21.25	21.59
	VHT160, M0 to M9 1ss	3	12	4.4	-51.3	-50	-50.5		-45.45	-41.05	-21.25	19.80
	VHT160, M0 to M9 2ss	3	12	4.4	-51.3	-50	-50.5		-45.45	-41.05	-21.25	19.80
	VHT160, M0 to M9 3ss	3	12	4.4	-51.3	-50	-50.5		-45.45	-41.05	-21.25	19.80
	VHT160, M0 to M9 1ss	4	10	4.4	-52.9	-52.8	-52.4	-51.1	-45.87	-41.47	-21.25	20.22
	VHT160, M0 to M9 2ss	4	10	4.4	-52.9	-52.8	-52.4	-51.1	-45.87	-41.47	-21.25	20.22
	VHT160, M0 to M9 3ss	4	10	4.4	-52.9	-52.8	-52.4	-51.1	-45.87	-41.47	-21.25	20.22
	VHT160, M0 to M9 4ss	4	10	4.4	-52.9	-52.8	-52.4	-51.1	-45.87	-41.47	-21.25	20.22
	VHT160 Beam Forming, M0 to M9 1ss	2	12	7.4	-51.3	-50			-47.24	-39.84	-21.25	18.59
	VHT160 Beam Forming, M0 to M9 2ss	2	12	4.4	-51.3	-50			-47.24	-42.84	-21.25	21.59

This document is uncontrolled. Please refer to the electronic copy within EDCS for the most up to date version.
Cisco Systems, Inc. Company Confidential

	VHT160 Beam Forming, M0 to M9 1ss	3	7	9.4	-53.7	-53.1	-52.1		-47.80	-38.40	-21.25	17.15
	VHT160 Beam Forming, M0 to M9 2ss	3	8	6.4	-53.8	-52.6	-52.3		-47.74	-41.34	-21.25	20.09
	VHT160 Beam Forming, M0 to M9 3ss	3	12	4.4	-51.3	-50	-50.5		-45.45	-41.05	-21.25	19.80
	VHT160 Beam Forming, M0 to M9 1ss	4	3	10.4	-55.3	-56.1	-57.5	-56	-49.79	-39.39	-21.25	18.14
	VHT160 Beam Forming, M0 to M9 2ss	4	7	7.4	-53.7	-53.1	-52.1	-52.9	-46.54	-39.14	-21.25	17.89
	VHT160 Beam Forming, M0 to M9 3ss	4	8	5.4	-53.8	-52.6	-52.3	-51.6	-46.14	-40.74	-21.25	19.49
	VHT160 Beam Forming, M0 to M9 4ss	4	10	4.4	-52.9	-52.8	-52.4	-51.1	-45.87	-41.47	-21.25	20.22
	VHT160 STBC, M0 to M9 1ss	2	12	4.4	-51.3	-50			-47.24	-42.84	-21.25	21.59
	VHT160 STBC, M0 to M9 1ss	3	12	4.4	-51.3	-50	-50.5		-45.45	-41.05	-21.25	19.80
	VHT160 STBC, M0 to M9 1ss	4	10	4.4	-52.9	-52.8	-52.4	-51.1	-45.87	-41.47	-21.25	20.22
	HE160, M0 to M9 1ss	1	16	4.4	-48.6				-48.14	-43.74	-21.25	22.49
	HE160, M0 to M9 1ss	2	15	4.4	-48.8	-48.4			-45.13	-40.73	-21.25	19.48
	HE160, M0 to M9 2ss	2	15	4.4	-48.8	-48.4			-45.13	-40.73	-21.25	19.48
	HE160, M0 to M9 1ss	3	14	4.4	-50	-49.3	-50.2		-44.59	-40.19	-21.25	18.94
	HE160, M0 to M9 2ss	3	14	4.4	-50	-49.3	-50.2		-44.59	-40.19	-21.25	18.94
	HE160, M0 to M9 3ss	3	14	4.4	-50	-49.3	-50.2		-44.59	-40.19	-21.25	18.94
	HE160, M0 to M9 1ss	4	14	4.4	-50	-49.3	-50.2	-48	-42.81	-38.41	-21.25	17.16
	HE160, M0 to M9 2ss	4	14	4.4	-50	-49.3	-50.2	-48	-42.81	-38.41	-21.25	17.16
	HE160, M0 to M9 3ss	4	14	4.4	-50	-49.3	-50.2	-48	-42.81	-38.41	-21.25	17.16
	HE160, M0 to M9 4ss	4	14	4.4	-50	-49.3	-50.2	-48	-42.81	-38.41	-21.25	17.16
	HE160 Beam Forming, M0 to M9 1ss	2	14	7.4	-50	-49.3			-46.17	-38.77	-21.25	17.52
	HE160 Beam Forming, M0 to M9 2ss	2	15	4.4	-48.8	-48.4			-45.13	-40.73	-21.25	19.48
	HE160 Beam Forming, M0 to M9 1ss	3	10	9.4	-52.5	-52.4	-52.9		-47.37	-37.97	-21.25	16.72
	HE160 Beam Forming, M0 to M9 2ss	3	14	6.4	-50	-49.3	-50.2		-44.59	-38.19	-21.25	16.94
	HE160 Beam Forming, M0 to M9 3ss	3	14	4.4	-50	-49.3	-50.2		-44.59	-40.19	-21.25	18.94
	HE160 Beam Forming, M0 to M9 1ss	4	9	10.4	-53.5	-52.6	-52.1	-52.5	-46.17	-35.77	-21.25	14.52
	HE160 Beam Forming, M0 to M9 2ss	4	11	7.4	-51.9	-50.8	-50.8	-49.8	-44.28	-36.88	-21.25	15.63
	HE160 Beam Forming, M0 to M9 3ss	4	13	5.4	-50.2	-50.1	-50.2	-48.8	-43.30	-37.90	-21.25	16.65
	HE160 Beam Forming, M0 to M9 4ss	4	14	4.4	-50	-49.3	-50.2	-48	-42.81	-38.41	-21.25	17.16
	HE160 STBC, M0 to M9 1ss	2	15	4.4	-48.8	-48.4			-45.13	-40.73	-21.25	19.48
	HE160 STBC, M0 to M9 1ss	3	14	4.4	-50	-49.3	-50.2		-44.59	-40.19	-21.25	18.94
	HE160 STBC, M0 to M9 1ss	4	14	4.4	-50	-49.3	-50.2	-48	-42.81	-38.41	-21.25	17.16
5610	Non HT80, 6 to 54 Mbps	1	17	4.4	-48.9				-48.9	-44.5	-21.3	23.2
	Non HT80, 6 to 54 Mbps	2	17	4.4	-48.9	-47.6			-45.1	-40.7	-21.3	19.5
	Non HT80, 6 to 54 Mbps	3	17	4.4	-48.9	-47.6	-51.0		-44.1	-39.7	-21.3	18.5
	Non HT80, 6 to 54 Mbps	4	16	4.4	-49.9	-49.3	-52.4	-49.5	-44.1	-39.7	-21.3	18.4
	VHT80, M0 to M9 1ss	1	17	4.4	-49.6				-49.4	-45.0	-21.3	23.8
	VHT80, M0 to M9 1ss	2	17	4.4	-49.6	-49.0			-46.1	-41.7	-21.3	20.4
	VHT80, M0 to M9 2ss	2	17	4.4	-49.6	-49.0			-46.1	-41.7	-21.3	20.4

This document is uncontrolled. Please refer to the electronic copy within EDCS for the most up to date version.
Cisco Systems, Inc. Company Confidential

VHT80, M0 to M9 1ss	3	17	4.4	-49.6	-49.0	-51.4		-44.9	-40.5	-21.3	19.3
VHT80, M0 to M9 2ss	3	17	4.4	-49.6	-49.0	-51.4		-44.9	-40.5	-21.3	19.3
VHT80, M0 to M9 3ss	3	17	4.4	-49.6	-49.0	-51.4		-44.9	-40.5	-21.3	19.3
VHT80, M0 to M9 1ss	4	16	4.4	-50.4	-49.5	-52.1	-49.7	-44.1	-39.7	-21.3	18.4
VHT80, M0 to M9 2ss	4	16	4.4	-50.4	-49.5	-52.1	-49.7	-44.1	-39.7	-21.3	18.4
VHT80, M0 to M9 3ss	4	16	4.4	-50.4	-49.5	-52.1	-49.7	-44.1	-39.7	-21.3	18.4
VHT80, M0 to M9 4ss	4	16	4.4	-50.4	-49.5	-52.1	-49.7	-44.1	-39.7	-21.3	18.4
VHT80 Beam Forming, M0 to M9 1ss	2	15	7.4	-51.0	-50.9			-47.7	-40.3	-21.3	19.1
VHT80 Beam Forming, M0 to M9 2ss	2	17	4.4	-49.6	-49.0			-46.1	-41.7	-21.3	20.4
VHT80 Beam Forming, M0 to M9 1ss	3	12	9.4	-52.5	-52.6	-56.1		-48.5	-39.1	-21.3	17.8
VHT80 Beam Forming, M0 to M9 2ss	3	15	6.4	-51.0	-50.9	-53.2		-46.6	-40.2	-21.3	19.0
VHT80 Beam Forming, M0 to M9 3ss	3	17	4.4	-49.6	-49.0	-51.4		-44.9	-40.5	-21.3	19.3
VHT80 Beam Forming, M0 to M9 1ss	4	9	10.4	-54.8	-54.9	-56.4	-54.2	-48.8	-38.4	-21.3	17.1
VHT80 Beam Forming, M0 to M9 2ss	4	12	7.4	-52.5	-52.6	-56.1	-51.8	-46.8	-39.4	-21.3	18.1
VHT80 Beam Forming, M0 to M9 3ss	4	14	5.4	-51.4	-50.1	-53.1	-51.3	-45.1	-39.7	-21.3	18.5
VHT80 Beam Forming, M0 to M9 4ss	4	16	4.4	-50.4	-49.5	-52.1	-49.7	-44.1	-39.7	-21.3	18.4
VHT80 STBC, M0 to M9 1ss	2	17	4.4	-49.6	-49.0			-46.1	-41.7	-21.3	20.4
VHT80 STBC, M0 to M9 1ss	3	17	4.4	-49.6	-49.0	-51.4		-44.9	-40.5	-21.3	19.3
VHT80 STBC, M0 to M9 1ss	4	16	4.4	-50.4	-49.5	-52.1	-49.7	-44.1	-39.7	-21.3	18.4
HE80, M0 to M9 1ss	1	17	4.4	-49.2				-49.0	-44.6	-21.3	23.3
HE80, M0 to M9 1ss	2	17	4.4	-49.2	-48.6			-45.6	-41.2	-21.3	20.0
HE80, M0 to M9 2ss	2	17	4.4	-49.2	-48.6			-45.6	-41.2	-21.3	20.0
HE80, M0 to M9 1ss	3	17	4.4	-49.2	-48.6	-51.8		-44.7	-40.3	-21.3	19.0
HE80, M0 to M9 2ss	3	17	4.4	-49.2	-48.6	-51.8		-44.7	-40.3	-21.3	19.0
HE80, M0 to M9 3ss	3	17	4.4	-49.2	-48.6	-51.8		-44.7	-40.3	-21.3	19.0
HE80, M0 to M9 1ss	4	16	4.4	-50.0	-49.5	-52.6	-49.7	-44.0	-39.6	-21.3	18.4
HE80, M0 to M9 2ss	4	16	4.4	-50.0	-49.5	-52.6	-49.7	-44.0	-39.6	-21.3	18.4
HE80, M0 to M9 3ss	4	16	4.4	-50.0	-49.5	-52.6	-49.7	-44.0	-39.6	-21.3	18.4
HE80, M0 to M9 4ss	4	16	4.4	-50.0	-49.5	-52.6	-49.7	-44.0	-39.6	-21.3	18.4
HE80 Beam Forming, M0 to M9 1ss	2	15	7.4	-50.6	-50.3			-47.2	-39.8	-21.3	18.6
HE80 Beam Forming, M0 to M9 2ss	2	17	4.4	-49.2	-48.6			-45.6	-41.2	-21.3	20.0
HE80 Beam Forming, M0 to M9 1ss	3	12	9.4	-52.8	-52.9	-55.7		-48.6	-39.2	-21.3	18.0
HE80 Beam Forming, M0 to M9 2ss	3	15	6.4	-50.6	-50.3	-52.7		-46.1	-39.7	-21.3	18.4
HE80 Beam Forming, M0 to M9 3ss	3	17	4.4	-49.2	-48.6	-51.8		-44.7	-40.3	-21.3	19.0
HE80 Beam Forming, M0 to M9 1ss	4	9	10.4	-55.2	-55.0	-56.0	-54.2	-48.8	-38.4	-21.3	17.1
HE80 Beam Forming, M0 to M9 2ss	4	12	7.4	-52.8	-52.9	-55.7	-52.1	-46.9	-39.5	-21.3	18.3
HE80 Beam Forming, M0 to M9 3ss	4	14	5.4	-52.0	-50.9	-53.3	-51.3	-45.5	-40.1	-21.3	18.9
HE80 Beam Forming, M0 to M9 4ss	4	16	4.4	-50.0	-49.5	-52.6	-49.7	-44.0	-39.6	-21.3	18.4
HE80 STBC, M0 to M9 1ss	2	17	4.4	-49.2	-48.6			-45.6	-41.2	-21.3	20.0
HE80 STBC, M0 to M9 1ss	3	17	4.4	-49.2	-48.6	-51.8		-44.7	-40.3	-21.3	19.0

This document is uncontrolled. Please refer to the electronic copy within EDCS for the most up to date version.
Cisco Systems, Inc. Company Confidential

	HE80 STBC, M0 to M9 1ss	4	16	4.4	-50.0	-49.5	-52.6	-49.7	-44.0	-39.6	-21.3	18.4
5690	Non HT80, 6 to 54 Mbps	1	17	4.4	-50				-49.95	-45.55	-21.25	24.30
	Non HT80, 6 to 54 Mbps	2	17	4.4	-50	-49.4			-46.63	-42.23	-21.25	20.98
	Non HT80, 6 to 54 Mbps	3	17	4.4	-50	-49.4	-49.4		-44.77	-40.37	-21.25	19.12
	Non HT80, 6 to 54 Mbps	4	16	4.4	-50.4	-50.4	-50.5	-48.9	-43.93	-39.53	-21.25	18.28
	VHT80, M0 to M9 1ss	1	17	4.4	-50.5				-50.30	-45.90	-21.25	24.65
	VHT80, M0 to M9 1ss	2	17	4.4	-50.5	-49.4			-46.71	-42.31	-21.25	21.06
	VHT80, M0 to M9 2ss	2	17	4.4	-50.5	-49.4			-46.71	-42.31	-21.25	21.06
	VHT80, M0 to M9 1ss	3	17	4.4	-50.5	-49.4	-48.6		-44.46	-40.06	-21.25	18.81
	VHT80, M0 to M9 2ss	3	17	4.4	-50.5	-49.4	-48.6		-44.46	-40.06	-21.25	18.81
	VHT80, M0 to M9 3ss	3	17	4.4	-50.5	-49.4	-48.6		-44.46	-40.06	-21.25	18.81
	VHT80, M0 to M9 1ss	4	16	4.4	-51.2	-50.2	-51.1	-47.6	-43.54	-39.14	-21.25	17.89
	VHT80, M0 to M9 2ss	4	16	4.4	-51.2	-50.2	-51.1	-47.6	-43.54	-39.14	-21.25	17.89
	VHT80, M0 to M9 3ss	4	16	4.4	-51.2	-50.2	-51.1	-47.6	-43.54	-39.14	-21.25	17.89
	VHT80, M0 to M9 4ss	4	16	4.4	-51.2	-50.2	-51.1	-47.6	-43.54	-39.14	-21.25	17.89
	VHT80 Beam Forming, M0 to M9 1ss	2	15	7.4	-52.2	-50.8			-48.23	-40.83	-21.25	19.58
	VHT80 Beam Forming, M0 to M9 2ss	2	17	4.4	-50.5	-49.4			-46.71	-42.31	-21.25	21.06
	VHT80 Beam Forming, M0 to M9 1ss	3	12	9.4	-53.8	-53.3	-53.2		-48.46	-39.06	-21.25	17.81
	VHT80 Beam Forming, M0 to M9 2ss	3	15	6.4	-52.2	-50.8	-51.3		-46.43	-40.03	-21.25	18.78
	VHT80 Beam Forming, M0 to M9 3ss	3	17	4.4	-50.5	-49.4	-48.6		-44.46	-40.06	-21.25	18.81
	VHT80 Beam Forming, M0 to M9 1ss	4	12	10.4	-52.3	-52.6	-53.3	-51.7	-46.22	-35.82	-21.25	14.57
	VHT80 Beam Forming, M0 to M9 2ss	4	12	7.4	-53.8	-53.3	-53.2	-52	-46.80	-39.40	-21.25	18.15
	VHT80 Beam Forming, M0 to M9 3ss	4	14	5.4	-53.3	-49.3	-53.1	-50.5	-45.00	-39.60	-21.25	18.35
	VHT80 Beam Forming, M0 to M9 4ss	4	16	4.4	-51.2	-50.2	-51.1	-47.6	-43.54	-39.14	-21.25	17.89
	VHT80 STBC, M0 to M9 1ss	2	17	4.4	-50.5	-49.4			-46.71	-42.31	-21.25	21.06
	VHT80 STBC, M0 to M9 1ss	3	17	4.4	-50.5	-49.4	-48.6		-44.46	-40.06	-21.25	18.81
	VHT80 STBC, M0 to M9 1ss	4	16	4.4	-51.2	-50.2	-51.1	-47.6	-43.54	-39.14	-21.25	17.89
	HE80, M0 to M9 1ss	1	17	4.4	-50.8				-50.56	-46.16	-21.25	24.91
	HE80, M0 to M9 1ss	2	17	4.4	-50.8	-49.6			-46.91	-42.51	-21.25	21.26
	HE80, M0 to M9 2ss	2	17	4.4	-50.8	-49.6			-46.91	-42.51	-21.25	21.26
	HE80, M0 to M9 1ss	3	17	4.4	-50.8	-49.6	-49.8		-45.02	-40.62	-21.25	19.37
	HE80, M0 to M9 2ss	3	17	4.4	-50.8	-49.6	-49.8		-45.02	-40.62	-21.25	19.37
	HE80, M0 to M9 3ss	3	17	4.4	-50.8	-49.6	-49.8		-45.02	-40.62	-21.25	19.37
	HE80, M0 to M9 1ss	4	16	4.4	-50.2	-50.6	-51.1	-48.5	-43.72	-39.32	-21.25	18.07
	HE80, M0 to M9 2ss	4	16	4.4	-50.2	-50.6	-51.1	-48.5	-43.72	-39.32	-21.25	18.07
	HE80, M0 to M9 3ss	4	16	4.4	-50.2	-50.6	-51.1	-48.5	-43.72	-39.32	-21.25	18.07
	HE80, M0 to M9 4ss	4	16	4.4	-50.2	-50.6	-51.1	-48.5	-43.72	-39.32	-21.25	18.07
	HE80 Beam Forming, M0 to M9 1ss	2	15	7.4	-50.3	-50.5			-47.15	-39.75	-21.25	18.50
	HE80 Beam Forming, M0 to M9 2ss	2	17	4.4	-50.8	-49.6			-46.91	-42.51	-21.25	21.26

This document is uncontrolled. Please refer to the electronic copy within EDCS for the most up to date version.
Cisco Systems, Inc. Company Confidential

	HE80 Beam Forming, M0 to M9 1ss	3	12	9.4	-52.3	-52.6	-53.3		-47.70	-38.30	-21.25	17.05
	HE80 Beam Forming, M0 to M9 2ss	3	15	6.4	-50.3	-50.5	-50.2		-45.32	-38.92	-21.25	17.67
	HE80 Beam Forming, M0 to M9 3ss	3	17	4.4	-50.8	-49.6	-49.8		-45.02	-40.62	-21.25	19.37
	HE80 Beam Forming, M0 to M9 1ss	4	12	10.4	-63.1	-62.9	-65.5	-62.5	-57.10	-46.70	-21.25	25.45
	HE80 Beam Forming, M0 to M9 2ss	4	12	7.4	-52.3	-52.6	-53.3	-51.7	-46.18	-38.78	-21.25	17.53
	HE80 Beam Forming, M0 to M9 3ss	4	14	5.4	-53.9	-49.9	-52.7	-50.4	-45.17	-39.77	-21.25	18.52
	HE80 Beam Forming, M0 to M9 4ss	4	16	4.4	-50.2	-50.6	-51.1	-48.5	-43.72	-39.32	-21.25	18.07
	HE80 STBC, M0 to M9 1ss	2	17	4.4	-50.8	-49.6			-46.91	-42.51	-21.25	21.26
	HE80 STBC, M0 to M9 1ss	3	17	4.4	-50.8	-49.6	-49.8		-45.02	-40.62	-21.25	19.37
	HE80 STBC, M0 to M9 1ss	4	16	4.4	-50.2	-50.6	-51.1	-48.5	-43.72	-39.32	-21.25	18.07
5710	Non HT40, 6 to 54 Mbps	1	17	4.4	-58.5				-58.45	-54.05	-21.25	32.80
	Non HT40, 6 to 54 Mbps	2	17	4.4	-58.5	-58			-55.18	-50.78	-21.25	29.53
	Non HT40, 6 to 54 Mbps	3	15	4.4	-60.7	-60.4	-61.4		-55.99	-51.59	-21.25	30.34
	Non HT40, 6 to 54 Mbps	4	13	4.4	-62	-61.5	-63.8	-61.5	-56.04	-51.64	-21.25	30.39
	HT/VHT40, M0 to M7	1	17	4.4	-58.8				-58.70	-54.30	-21.25	33.05
	HT/VHT40, M0 to M7	2	17	4.4	-58.8	-58.4			-55.48	-51.08	-21.25	29.83
	HT/VHT40, M8 to M15	2	17	4.4	-58.8	-58.4			-55.48	-51.08	-21.25	29.83
	HT/VHT40, M0 to M7	3	16	4.4	-59.7	-59.7	-60.9		-55.19	-50.79	-21.25	29.54
	HT/VHT40, M8 to M15	3	17	4.4	-58.8	-58.4	-60.2		-54.19	-49.79	-21.25	28.54
	HT/VHT40, M16 to M23	3	17	4.4	-58.8	-58.4	-60.2		-54.19	-49.79	-21.25	28.54
	HT/VHT40, M0 to M7	4	14	4.4	-61.6	-61.5	-62.7	-61.1	-55.56	-51.16	-21.25	29.91
	HT/VHT40, M8 to M15	4	16	4.4	-59.7	-59.7	-60.9	-59.4	-53.77	-49.37	-21.25	28.12
	HT/VHT40, M16 to M23	4	16	4.4	-59.7	-59.7	-60.9	-59.4	-53.77	-49.37	-21.25	28.12
	HT/VHT40, M24 to M31	4	16	4.4	-59.7	-59.7	-60.9	-59.4	-53.77	-49.37	-21.25	28.12
	HT/VHT40 Beam Forming, M0 to M7	2	15	7.4	-61	-60.8			-57.79	-50.39	-21.25	29.14
	HT/VHT40 Beam Forming, M8 to M15	2	17	4.4	-58.8	-58.4			-55.48	-51.08	-21.25	29.83
	HT/VHT40 Beam Forming, M0 to M7	3	12	9.4	-62.9	-63.1	-65.4		-58.79	-49.39	-21.25	28.14
	HT/VHT40 Beam Forming, M8 to M15	3	15	6.4	-61	-60.8	-61.9		-56.33	-49.93	-21.25	28.68
	HT/VHT40 Beam Forming, M16 to M23	3	17	4.4	-58.8	-58.4	-60.2		-54.19	-49.79	-21.25	28.54
	HT/VHT40 Beam Forming, M0 to M7	4	9	10.4	-65.5	-65.9	-67.2	-65.8	-59.93	-49.53	-21.25	28.28
	HT/VHT40 Beam Forming, M8 to M15	4	12	7.4	-62.9	-63.1	-65.4	-63.5	-57.50	-50.10	-21.25	28.85
	HT/VHT40 Beam Forming, M16 to M23	4	14	5.4	-61.6	-61.5	-62.7	-61.1	-55.56	-50.16	-21.25	28.91
	HT/VHT40 Beam Forming, M24 to M31	4	16	4.4	-59.7	-59.7	-60.9	-59.4	-53.77	-49.37	-21.25	28.12
	HT/VHT40 STBC, M0 to M7	2	17	4.4	-58.8	-58.4			-55.48	-51.08	-21.25	29.83
	HT/VHT40 STBC, M0 to M7	3	17	4.4	-58.8	-58.4	-60.2		-54.19	-49.79	-21.25	28.54
	HT/VHT40 STBC, M0 to M7	4	16	4.4	-59.7	-59.7	-60.9	-59.4	-53.77	-49.37	-21.25	28.12
	HE40, M0 to M7	1	17	4.4	-58.8				-58.67	-54.27	-21.25	33.02
	HE40, M0 to M7	2	17	4.4	-58.8	-58.2			-55.34	-50.94	-21.25	29.69
	HE40, M8 to M15	2	17	4.4	-58.8	-58.2			-55.34	-50.94	-21.25	29.69

This document is uncontrolled. Please refer to the electronic copy within EDCS for the most up to date version.
Cisco Systems, Inc. Company Confidential

	HE40, M0 to M7	3	15	4.4	-61.2	-60.8	-62.1		-56.43	-52.03	-21.25	30.78
	HE40, M8 to M15	3	17	4.4	-58.8	-58.2	-60		-54.03	-49.63	-21.25	28.38
	HE40, M16 to M23	3	17	4.4	-58.8	-58.2	-60		-54.03	-49.63	-21.25	28.38
	HE40, M0 to M7	4	14	4.4	-61.4	-61.6	-62.8	-61.1	-55.52	-51.12	-21.25	29.87
	HE40, M8 to M15	4	16	4.4	-59.8	-59.8	-60.9	-59.5	-53.81	-49.41	-21.25	28.16
	HE40, M16 to M23	4	16	4.4	-59.8	-59.8	-60.9	-59.5	-53.81	-49.41	-21.25	28.16
	HE40, M24 to M31	4	16	4.4	-59.8	-59.8	-60.9	-59.5	-53.81	-49.41	-21.25	28.16
	HE40 Beam Forming, M0 to M7	2	15	7.4	-61.2	-60.8			-57.85	-50.45	-21.25	29.20
	HE40 Beam Forming, M8 to M15	2	17	4.4	-58.8	-58.2			-55.34	-50.94	-21.25	29.69
	HE40 Beam Forming, M0 to M7	3	12	9.4	-63.1	-62.9	-65.5		-58.78	-49.38	-21.25	28.13
	HE40 Beam Forming, M8 to M15	3	15	6.4	-61.2	-60.8	-62.1		-56.43	-50.03	-21.25	28.78
	HE40 Beam Forming, M16 to M23	3	17	4.4	-58.8	-58.2	-60		-54.03	-49.63	-21.25	28.38
	HE40 Beam Forming, M0 to M7	4	9	10.4	-65.1	-65.7	-67.3	-65.4	-59.64	-49.24	-21.25	27.99
	HE40 Beam Forming, M8 to M15	4	12	7.4	-63.1	-62.9	-65.5	-62.5	-57.20	-49.80	-21.25	28.55
	HE40 Beam Forming, M16 to M23	4	14	5.4	-61.4	-61.6	-62.8	-61.1	-55.52	-50.12	-21.25	28.87
	HE40 Beam Forming, M24 to M31	4	16	4.4	-59.8	-59.8	-60.9	-59.5	-53.81	-49.41	-21.25	28.16
	HE40 STBC, M0 to M7	2	17	4.4	-58.8	-58.2			-55.34	-50.94	-21.25	29.69
	HE40 STBC, M0 to M7	3	17	4.4	-58.8	-58.2	-60		-54.03	-49.63	-21.25	28.38
	HE40 STBC, M0 to M7	4	16	4.4	-59.8	-59.8	-60.9	-59.5	-53.81	-49.41	-21.25	28.16

This document is uncontrolled. Please refer to the electronic copy within EDCS for the most up to date version.
Cisco Systems, Inc. Company Confidential

5.5.5 Conducted Spurious Emissions Plots – Peak 30MHz – 12GHz

HE20 Beamforming , 5500MHz, M0h1

Antenna A

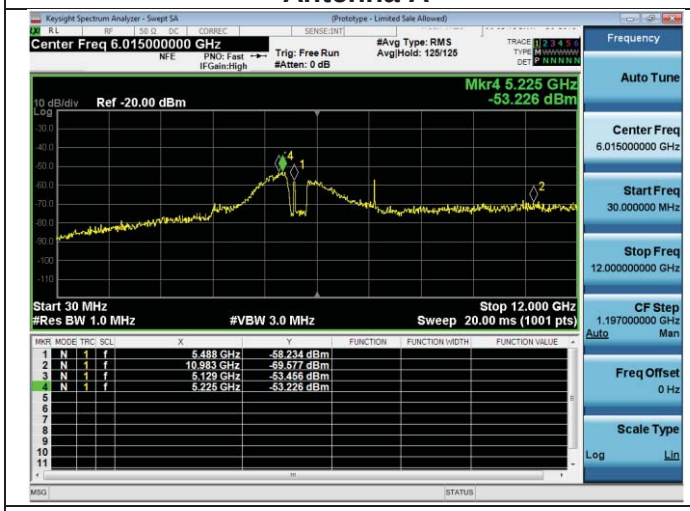

Antenna B

Antenna C

Antenna D

This document is uncontrolled. Please refer to the electronic copy within EDCS for the most up to date version.
Cisco Systems, Inc. Company Confidential

5.5.6 Conducted Spurious Emissions Data Table - Average

Frequency (MHz)	Mode	Tx Paths	Index Power (dBm)	Correlated Antenna Gain (dBi)	Tx 1 Spur Power (dBm)	Tx 2 Spur Power (dBm)	Tx 3 Spur Power (dBm)	Tx 4 Spur Power (dBm)	Total Conducted Spur (dBm)	Total EIRP Spur (dBm)	Limit (dB)	Margin (dB)
5500	Non HT20, 6 to 54 Mbps	1	17	4.4	-58.0				-58.0	-53.6	-41.3	12.31
	Non HT20, 6 to 54 Mbps	2	17	4.4	-58.0	-58.0			-55.0	-50.6	-41.3	9.30
	Non HT20, 6 to 54 Mbps	3	13	4.4	-60.5	-61.1	-63.3		-56.7	-52.3	-41.3	11.01
	Non HT20, 6 to 54 Mbps	4	11	4.4	-62.4	-61.9	-65.6	-63.1	-57.0	-52.6	-41.3	11.33
	Non HT20 Beam Forming, 6 to 54 Mbps	2	15	7.4	-59.5	-60.1			-56.7	-49.3	-41.3	8.09
	Non HT20 Beam Forming, 6 to 54 Mbps	3	12	9.4	-61.3	-61.8	-65.0		-57.6	-48.2	-41.3	6.96
	Non HT20 Beam Forming, 6 to 54 Mbps	4	9	10.4	-64.2	-64.3	-66.3	-63.8	-58.5	-48.1	-41.3	6.84
	HT/VHT20, M0 to M7	1	17	4.4	-58.0				-58.0	-53.6	-41.3	12.30
	HT/VHT20, M0 to M7	2	17	4.4	-58.0	-58.3			-55.1	-50.7	-41.3	9.43
	HT/VHT20, M8 to M15	2	17	4.4	-58.0	-58.3			-55.1	-50.7	-41.3	9.43
	HT/VHT20, M0 to M7	3	14	4.4	-60.4	-61.0	-63.0		-56.5	-52.1	-41.3	10.86
	HT/VHT20, M8 to M15	3	16	4.4	-59.0	-58.8	-61.9		-54.9	-50.5	-41.3	9.21
	HT/VHT20, M16 to M23	3	16	4.4	-59.0	-58.8	-61.9		-54.9	-50.5	-41.3	9.21
	HT/VHT20, M0 to M7	4	11	4.4	-63.0	-62.2	-65.7	-63.1	-57.2	-52.8	-41.3	11.59
	HT/VHT20, M8 to M15	4	14	4.4	-60.4	-61.0	-63.0	-60.7	-55.1	-50.7	-41.3	9.44
	HT/VHT20, M16 to M23	4	16	4.4	-59.0	-58.8	-61.9	-59.5	-53.6	-49.2	-41.3	7.92
	HT/VHT20, M24 to M31	4	16	4.4	-59.0	-58.8	-61.9	-59.5	-53.6	-49.2	-41.3	7.92
	HT/VHT20 Beam Forming, M0 to M7	2	15	7.4	-59.8	-60.1			-56.9	-49.5	-41.3	8.23
	HT/VHT20 Beam Forming, M8 to M15	2	17	4.4	-58.0	-58.3			-55.1	-50.7	-41.3	9.43
	HT/VHT20 Beam Forming, M0 to M7	3	12	9.4	-61.6	-61.7	-65.1		-57.7	-48.3	-41.3	7.05
	HT/VHT20 Beam Forming, M8 to M15	3	15	6.4	-59.8	-60.1	-62.4		-55.8	-49.4	-41.3	8.15
	HT/VHT20 Beam Forming, M16 to M23	3	16	4.4	-59.0	-58.8	-61.9		-54.9	-50.5	-41.3	9.21
	HT/VHT20 Beam Forming, M0 to M7	4	9	10.4	-64.4	-64.2	-66.5	-63.9	-58.6	-48.2	-41.3	6.91
	HT/VHT20 Beam Forming, M8 to M15	4	12	7.4	-61.6	-61.7	-65.1	-61.5	-56.2	-48.8	-41.3	7.52
	HT/VHT20 Beam Forming, M16 to M23	4	14	5.4	-60.4	-61.0	-63.0	-60.7	-55.1	-49.7	-41.3	8.44
	HT/VHT20 Beam Forming, M24 to M31	4	16	4.4	-59.0	-58.8	-61.9	-59.5	-53.6	-49.2	-41.3	7.92

This document is uncontrolled. Please refer to the electronic copy within EDCS for the most up to date version.
Cisco Systems, Inc. Company Confidential

	HT/VHT20 STBC, M0 to M7	2	17	4.4	-58.0	-58.3			-55.1	-50.7	-41.3	9.43
	HT/VHT20 STBC, M0 to M7	3	16	4.4	-59.0	-58.8	-61.9		-54.9	-50.5	-41.3	9.21
	HT/VHT20 STBC, M0 to M7	4	14	4.4	-60.4	-61.0	-63.0	-60.7	-55.1	-50.7	-41.3	9.44
	HE20, M0 to M7	1	17	4.4	-58.1				-58.0	-53.6	-41.3	12.38
	HE20, M0 to M7	2	17	4.4	-58.1	-58.7			-55.3	-50.9	-41.3	9.66
	HE20, M8 to M15	2	17	4.4	-58.1	-58.7			-55.3	-50.9	-41.3	9.66
	HE20, M0 to M7	3	14	4.4	-60.5	-61.1	-63.3		-56.6	-52.2	-41.3	10.99
	HE20, M8 to M15	3	16	4.4	-59.0	-59.1	-62.0		-55.0	-50.6	-41.3	9.34
	HE20, M16 to M23	3	16	4.4	-59.0	-59.1	-62.0		-55.0	-50.6	-41.3	9.34
	HE20, M0 to M7	4	11	4.4	-63.1	-62.3	-66.0	-63.2	-57.4	-53.0	-41.3	11.71
	HE20, M8 to M15	4	14	4.4	-60.5	-61.1	-63.3	-60.8	-55.2	-50.8	-41.3	9.56
	HE20, M16 to M23	4	16	4.4	-59.0	-59.1	-62.0	-59.8	-53.7	-49.3	-41.3	8.08
	HE20, M24 to M31	4	16	4.4	-59.0	-59.1	-62.0	-59.8	-53.7	-49.3	-41.3	8.08
	HE20 Beam Forming, M0 to M7	2	15	7.4	-59.8	-60.2			-56.9	-49.5	-41.3	8.27
	HE20 Beam Forming, M8 to M15	2	17	4.4	-58.1	-58.7			-55.3	-50.9	-41.3	9.66
	HE20 Beam Forming, M0 to M7	3	12	9.4	-61.6	-61.9	-65.4		-57.8	-48.4	-41.3	7.17
	HE20 Beam Forming, M8 to M15	3	15	6.4	-59.8	-60.2	-62.7		-55.9	-49.5	-41.3	8.24
	HE20 Beam Forming, M16 to M23	3	16	4.4	-59.0	-59.1	-62.0		-55.0	-50.6	-41.3	9.34
	HE20 Beam Forming, M0 to M7	4	9	10.4	-64.3	-64.3	-66.2	-63.8	-58.5	-48.1	-41.3	6.82
	HE20 Beam Forming, M8 to M15	4	12	7.4	-61.6	-61.9	-65.4	-61.8	-56.3	-48.9	-41.3	7.69
	HE20 Beam Forming, M16 to M23	4	14	5.4	-60.5	-61.1	-63.3	-60.8	-55.2	-49.8	-41.3	8.56
	HE20 Beam Forming, M24 to M31	4	16	4.4	-59.0	-59.1	-62.0	-59.8	-53.7	-49.3	-41.3	8.08
	HE20 STBC, M0 to M7	2	17	4.4	-58.1	-58.7			-55.3	-50.9	-41.3	9.66
	HE20 STBC, M0 to M7	3	16	4.4	-59.0	-59.1	-62.0		-55.0	-50.6	-41.3	9.34
	HE20 STBC, M0 to M7	4	14	4.4	-60.5	-61.1	-63.3	-60.8	-55.2	-50.8	-41.3	9.56
5510	Non HT40, 6 to 54 Mbps	1	14	4.4	-59.7				-59.7	-55.3	-41.3	14.00
	Non HT40, 6 to 54 Mbps	2	14	4.4	-59.7	-60.6			-57.1	-52.7	-41.3	11.42
	Non HT40, 6 to 54 Mbps	3	14	4.4	-59.7	-60.6	-63.1		-56.1	-51.7	-41.3	10.44
	Non HT40, 6 to 54 Mbps	4	14	4.4	-59.7	-60.6	-63.1	-60.9	-54.8	-50.4	-41.3	9.19
	HT/VHT40, M0 to M7	1	16	4.4	-58.5				-58.4	-54.0	-41.3	12.75
	HT/VHT40, M0 to M7	2	15	4.4	-59.3	-60.1			-56.6	-52.2	-41.3	10.92
	HT/VHT40, M8 to M15	2	15	4.4	-59.3	-60.1			-56.6	-52.2	-41.3	10.92
	HT/VHT40, M0 to M7	3	15	4.4	-59.3	-60.1	-62.6		-55.6	-51.2	-41.3	9.93
	HT/VHT40, M8 to M15	3	15	4.4	-59.3	-60.1	-62.6		-55.6	-51.2	-41.3	9.93
	HT/VHT40, M16 to M23	3	15	4.4	-59.3	-60.1	-62.6		-55.6	-51.2	-41.3	9.93
	HT/VHT40, M0 to M7	4	14	4.4	-59.9	-60.8	-63.1	-61.0	-54.9	-50.5	-41.3	9.28
	HT/VHT40, M8 to M15	4	15	4.4	-59.3	-60.1	-62.6	-60.5	-54.3	-49.9	-41.3	8.69
	HT/VHT40, M16 to M23	4	15	4.4	-59.3	-60.1	-62.6	-60.5	-54.3	-49.9	-41.3	8.69
	HT/VHT40, M24 to M31	4	15	4.4	-59.3	-60.1	-62.6	-60.5	-54.3	-49.9	-41.3	8.69

This document is uncontrolled. Please refer to the electronic copy within EDCS for the most up to date version.
Cisco Systems, Inc. Company Confidential

	HT/VHT40 Beam Forming, M0 to M7	2	15	7.4	-59.3	-60.1			-56.6	-49.2	-41.3	7.92
	HT/VHT40 Beam Forming, M8 to M15	2	15	4.4	-59.3	-60.1			-56.6	-52.2	-41.3	10.92
	HT/VHT40 Beam Forming, M0 to M7	3	12	9.4	-61.2	-61.7	-65.4		-57.5	-48.1	-41.3	6.88
	HT/VHT40 Beam Forming, M8 to M15	3	15	6.4	-59.3	-60.1	-62.6		-55.6	-49.2	-41.3	7.93
	HT/VHT40 Beam Forming, M16 to M23	3	15	4.4	-59.3	-60.1	-62.6		-55.6	-51.2	-41.3	9.93
	HT/VHT40 Beam Forming, M0 to M7	4	9	10.4	-63.9	-64.4	-66.7	-64.3	-58.6	-48.2	-41.3	6.93
	HT/VHT40 Beam Forming, M8 to M15	4	12	7.4	-61.2	-61.7	-65.4	-61.9	-56.2	-48.8	-41.3	7.50
	HT/VHT40 Beam Forming, M16 to M23	4	14	5.4	-59.9	-60.8	-63.1	-61.0	-54.9	-49.5	-41.3	8.28
	HT/VHT40 Beam Forming, M24 to M31	4	15	4.4	-59.3	-60.1	-62.6	-60.5	-54.3	-49.9	-41.3	8.69
	HT/VHT40 STBC, M0 to M7	2	15	4.4	-59.3	-60.1			-56.6	-52.2	-41.3	10.92
	HT/VHT40 STBC, M0 to M7	3	15	4.4	-59.3	-60.1	-62.6		-55.6	-51.2	-41.3	9.93
	HT/VHT40 STBC, M0 to M7	4	15	4.4	-59.3	-60.1	-62.6	-60.5	-54.3	-49.9	-41.3	8.69
	HE40, M0 to M7	1	13	4.4	-60.8				-60.7	-56.3	-41.3	15.01
	HE40, M0 to M7	2	13	4.4	-60.8	-61.2			-57.9	-53.5	-41.3	12.20
	HE40, M8 to M15	2	13	4.4	-60.8	-61.2			-57.9	-53.5	-41.3	12.20
	HE40, M0 to M7	3	13	4.4	-60.8	-61.2	-63.8		-56.8	-52.4	-41.3	11.19
	HE40, M8 to M15	3	13	4.4	-60.8	-61.2	-63.8		-56.8	-52.4	-41.3	11.19
	HE40, M16 to M23	3	13	4.4	-60.8	-61.2	-63.8		-56.8	-52.4	-41.3	11.19
	HE40, M0 to M7	4	13	4.4	-60.8	-61.2	-63.8	-61.5	-55.5	-51.1	-41.3	9.88
	HE40, M8 to M15	4	13	4.4	-60.8	-61.2	-63.8	-61.5	-55.5	-51.1	-41.3	9.88
	HE40, M16 to M23	4	13	4.4	-60.8	-61.2	-63.8	-61.5	-55.5	-51.1	-41.3	9.88
	HE40, M24 to M31	4	13	4.4	-60.8	-61.2	-63.8	-61.5	-55.5	-51.1	-41.3	9.88
	HE40 Beam Forming, M0 to M7	2	13	7.4	-60.8	-61.2			-57.9	-50.5	-41.3	9.20
	HE40 Beam Forming, M8 to M15	2	13	4.4	-60.8	-61.2			-57.9	-53.5	-41.3	12.20
	HE40 Beam Forming, M0 to M7	3	11	9.4	-61.9	-62.0	-65.9		-58.0	-48.6	-41.3	7.36
	HE40 Beam Forming, M8 to M15	3	13	6.4	-60.8	-61.2	-63.8		-56.8	-50.4	-41.3	9.19
	HE40 Beam Forming, M16 to M23	3	13	4.4	-60.8	-61.2	-63.8		-56.8	-52.4	-41.3	11.19
	HE40 Beam Forming, M0 to M7	4	9	10.4	-63.9	-64.2	-66.7	-64.1	-58.4	-48.0	-41.3	6.78
	HE40 Beam Forming, M8 to M15	4	12	7.4	-61.2	-61.8	-65.8	-61.9	-56.2	-48.8	-41.3	7.55
	HE40 Beam Forming, M16 to M23	4	13	5.4	-60.8	-61.2	-63.8	-61.5	-55.5	-50.1	-41.3	8.88
	HE40 Beam Forming, M24 to M31	4	13	4.4	-60.8	-61.2	-63.8	-61.5	-55.5	-51.1	-41.3	9.88
	HE40 STBC, M0 to M7	2	13	4.4	-60.8	-61.2			-57.9	-53.5	-41.3	12.20
	HE40 STBC, M0 to M7	3	13	4.4	-60.8	-61.2	-63.8		-56.8	-52.4	-41.3	11.19
	HE40 STBC, M0 to M7	4	13	4.4	-60.8	-61.2	-63.8	-61.5	-55.5	-51.1	-41.3	9.88
5530	Non HT80, 6 to 54 Mbps	1	14	4.4	-60.1				-60.1	-55.7	-41.3	14.40
	Non HT80, 6 to 54 Mbps	2	14	4.4	-60.1	-61.3			-57.6	-53.2	-41.3	11.95
	Non HT80, 6 to 54 Mbps	3	14	4.4	-60.1	-61.3	-63.1		-56.5	-52.1	-41.3	10.86
	Non HT80, 6 to 54 Mbps	4	13	4.4	-61.2	-61.5	-63.6	-61.6	-55.8	-51.4	-41.3	10.16
	VHT80, M0 to M9 1ss	1	15	4.4	-60.0				-59.8	-55.4	-41.3	14.15

This document is uncontrolled. Please refer to the electronic copy within EDCS for the most up to date version.
Cisco Systems, Inc. Company Confidential

VHT80, M0 to M9 1ss	2	14	4.4	-60.9	-61.5			-58.0	-53.6	-41.3	12.33
VHT80, M0 to M9 2ss	2	14	4.4	-60.9	-61.5			-58.0	-53.6	-41.3	12.33
VHT80, M0 to M9 1ss	3	14	4.4	-60.9	-61.5	-63.7		-56.9	-52.5	-41.3	11.26
VHT80, M0 to M9 2ss	3	14	4.4	-60.9	-61.5	-63.7		-56.9	-52.5	-41.3	11.26
VHT80, M0 to M9 3ss	3	14	4.4	-60.9	-61.5	-63.7		-56.9	-52.5	-41.3	11.26
VHT80, M0 to M9 1ss	4	14	4.4	-60.9	-61.5	-63.7	-61.6	-55.6	-51.2	-41.3	9.94
VHT80, M0 to M9 2ss	4	14	4.4	-60.9	-61.5	-63.7	-61.6	-55.6	-51.2	-41.3	9.94
VHT80, M0 to M9 3ss	4	14	4.4	-60.9	-61.5	-63.7	-61.6	-55.6	-51.2	-41.3	9.94
VHT80, M0 to M9 4ss	4	14	4.4	-60.9	-61.5	-63.7	-61.6	-55.6	-51.2	-41.3	9.94
VHT80 Beam Forming, M0 to M9 1ss	2	14	7.4	-60.9	-61.5			-58.0	-50.6	-41.3	9.33
VHT80 Beam Forming, M0 to M9 2ss	2	14	4.4	-60.9	-61.5			-58.0	-53.6	-41.3	12.33
VHT80 Beam Forming, M0 to M9 1ss	3	11	9.4	-63.8	-63.0	-66.5		-59.2	-49.8	-41.3	8.57
VHT80 Beam Forming, M0 to M9 2ss	3	14	6.4	-60.9	-61.5	-63.7		-56.9	-50.5	-41.3	9.26
VHT80 Beam Forming, M0 to M9 3ss	3	14	4.4	-60.9	-61.5	-63.7		-56.9	-52.5	-41.3	11.26
VHT80 Beam Forming, M0 to M9 1ss	4	9	10.4	-64.8	-65.1	-67.2	-64.7	-59.1	-48.7	-41.3	7.47
VHT80 Beam Forming, M0 to M9 2ss	4	12	7.4	-62.0	-62.6	-66.2	-62.5	-56.8	-49.4	-41.3	8.18
VHT80 Beam Forming, M0 to M9 3ss	4	14	5.4	-60.9	-61.5	-63.7	-61.6	-55.6	-50.2	-41.3	8.94
VHT80 Beam Forming, M0 to M9 4ss	4	14	4.4	-60.9	-61.5	-63.7	-61.6	-55.6	-51.2	-41.3	9.94
VHT80 STBC, M0 to M9 1ss	2	14	4.4	-60.9	-61.5			-58.0	-53.6	-41.3	12.33
VHT80 STBC, M0 to M9 1ss	3	14	4.4	-60.9	-61.5	-63.7		-56.9	-52.5	-41.3	11.26
VHT80 STBC, M0 to M9 1ss	4	14	4.4	-60.9	-61.5	-63.7	-61.6	-55.6	-51.2	-41.3	9.94
HE80, M0 to M9 1ss	1	16	4.4	-58.7				-58.5	-54.1	-41.3	12.81
HE80, M0 to M9 1ss	2	15	4.4	-60.0	-60.7			-57.1	-52.7	-41.3	11.43
HE80, M0 to M9 2ss	2	15	4.4	-60.0	-60.7			-57.1	-52.7	-41.3	11.43
HE80, M0 to M9 1ss	3	15	4.4	-60.0	-60.7	-62.7		-56.0	-51.6	-41.3	10.33
HE80, M0 to M9 2ss	3	15	4.4	-60.0	-60.7	-62.7		-56.0	-51.6	-41.3	10.33
HE80, M0 to M9 3ss	3	15	4.4	-60.0	-60.7	-62.7		-56.0	-51.6	-41.3	10.33
HE80, M0 to M9 1ss	4	15	4.4	-60.0	-60.7	-62.7	-60.9	-54.7	-50.3	-41.3	9.06
HE80, M0 to M9 2ss	4	15	4.4	-60.0	-60.7	-62.7	-60.9	-54.7	-50.3	-41.3	9.06
HE80, M0 to M9 3ss	4	15	4.4	-60.0	-60.7	-62.7	-60.9	-54.7	-50.3	-41.3	9.06
HE80, M0 to M9 4ss	4	15	4.4	-60.0	-60.7	-62.7	-60.9	-54.7	-50.3	-41.3	9.06
HE80 Beam Forming, M0 to M9 1ss	2	15	7.4	-60.0	-60.7			-57.1	-49.7	-41.3	8.43
HE80 Beam Forming, M0 to M9 2ss	2	15	4.4	-60.0	-60.7			-57.1	-52.7	-41.3	11.43
HE80 Beam Forming, M0 to M9 1ss	3	11	9.4	-62.5	-62.7	-66.5		-58.5	-49.1	-41.3	7.89
HE80 Beam Forming, M0 to M9 2ss	3	14	6.4	-60.5	-61.7	-63.2		-56.7	-50.3	-41.3	9.00
HE80 Beam Forming, M0 to M9 3ss	3	15	4.4	-60.0	-60.7	-62.7		-56.0	-51.6	-41.3	10.33
HE80 Beam Forming, M0 to M9 1ss	4	9	10.4	-64.7	-64.8	-67.0	-64.7	-58.9	-48.5	-41.3	7.29
HE80 Beam Forming, M0 to M9 2ss	4	12	7.4	-61.8	-62.7	-66.1	-62.4	-56.7	-49.3	-41.3	8.06
HE80 Beam Forming, M0 to M9 3ss	4	14	5.4	-60.5	-61.7	-63.2	-61.4	-55.3	-49.9	-41.3	8.68
HE80 Beam Forming, M0 to M9 4ss	4	15	4.4	-60.0	-60.7	-62.7	-60.9	-54.7	-50.3	-41.3	9.06

This document is uncontrolled. Please refer to the electronic copy within EDCS for the most up to date version.
Cisco Systems, Inc. Company Confidential

	HE80 STBC, M0 to M9 1ss	2	15	4.4	-60.0	-60.7			-57.1	-52.7	-41.3	11.43
	HE80 STBC, M0 to M9 1ss	3	15	4.4	-60.0	-60.7	-62.7		-56.0	-51.6	-41.3	10.33
	HE80 STBC, M0 to M9 1ss	4	15	4.4	-60.0	-60.7	-62.7	-60.9	-54.7	-50.3	-41.3	9.06
5550	Non HT40, 6 to 54 Mbps	1	17	4.4	-57.5				-57.5	-53.1	-41.3	11.80
	Non HT40, 6 to 54 Mbps	2	17	4.4	-57.5	-58.7			-55.0	-50.6	-41.3	9.35
	Non HT40, 6 to 54 Mbps	3	16	4.4	-58.1	-59.0	-61.9		-54.6	-50.2	-41.3	8.92
	Non HT40, 6 to 54 Mbps	4	14	4.4	-60.1	-61.1	-63.0	-61.1	-55.1	-50.7	-41.3	9.49
	HT/VHT40, M0 to M7	1	17	4.4	-57.9				-57.8	-53.4	-41.3	12.15
	HT/VHT40, M0 to M7	2	17	4.4	-57.9	-58.7			-55.2	-50.8	-41.3	9.52
	HT/VHT40, M8 to M15	2	17	4.4	-57.9	-58.7			-55.2	-50.8	-41.3	9.52
	HT/VHT40, M0 to M7	3	16	4.4	-59.2	-59.2	-62.1		-55.1	-50.7	-41.3	9.45
	HT/VHT40, M8 to M15	3	17	4.4	-57.9	-58.7	-60.7		-54.1	-49.7	-41.3	8.42
	HT/VHT40, M16 to M23	3	17	4.4	-57.9	-58.7	-60.7		-54.1	-49.7	-41.3	8.42
	HT/VHT40, M0 to M7	4	14	4.4	-60.2	-61.5	-63.6	-61.7	-55.5	-51.1	-41.3	9.81
	HT/VHT40, M8 to M15	4	16	4.4	-59.2	-59.2	-62.1	-60.2	-53.9	-49.5	-41.3	8.25
	HT/VHT40, M16 to M23	4	16	4.4	-59.2	-59.2	-62.1	-60.2	-53.9	-49.5	-41.3	8.25
	HT/VHT40, M24 to M31	4	16	4.4	-59.2	-59.2	-62.1	-60.2	-53.9	-49.5	-41.3	8.25
	HT/VHT40 Beam Forming, M0 to M7	2	15	7.4	-59.6	-60.8			-57.1	-49.7	-41.3	8.40
	HT/VHT40 Beam Forming, M8 to M15	2	17	4.4	-57.9	-58.7			-55.2	-50.8	-41.3	9.52
	HT/VHT40 Beam Forming, M0 to M7	3	12	9.4	-61.7	-62.4	-66.2		-58.2	-48.8	-41.3	7.51
	HT/VHT40 Beam Forming, M8 to M15	3	15	6.4	-59.6	-60.8	-62.6		-56.0	-49.6	-41.3	8.31
	HT/VHT40 Beam Forming, M16 to M23	3	17	4.4	-57.9	-58.7	-60.7		-54.1	-49.7	-41.3	8.42
	HT/VHT40 Beam Forming, M0 to M7	4	9	10.4	-64.4	-65.0	-67.1	-64.7	-59.1	-48.7	-41.3	7.41
	HT/VHT40 Beam Forming, M8 to M15	4	12	7.4	-61.7	-62.4	-66.2	-62.5	-56.8	-49.4	-41.3	8.12
	HT/VHT40 Beam Forming, M16 to M23	4	14	5.4	-60.2	-61.5	-63.6	-61.7	-55.5	-50.1	-41.3	8.81
	HT/VHT40 Beam Forming, M24 to M31	4	16	4.4	-59.2	-59.2	-62.1	-60.2	-53.9	-49.5	-41.3	8.25
	HT/VHT40 STBC, M0 to M7	2	17	4.4	-57.9	-58.7			-55.2	-50.8	-41.3	9.52
	HT/VHT40 STBC, M0 to M7	3	17	4.4	-57.9	-58.7	-60.7		-54.1	-49.7	-41.3	8.42
	HT/VHT40 STBC, M0 to M7	4	16	4.4	-59.2	-59.2	-62.1	-60.2	-53.9	-49.5	-41.3	8.25
	HE40, M0 to M7	1	17	4.4	-57.9				-57.8	-53.4	-41.3	12.11
	HE40, M0 to M7	2	17	4.4	-57.9	-58.9			-55.2	-50.8	-41.3	9.58
	HE40, M8 to M15	2	17	4.4	-57.9	-58.9			-55.2	-50.8	-41.3	9.58
	HE40, M0 to M7	3	16	4.4	-58.7	-59.5	-61.9		-54.9	-50.5	-41.3	9.28
	HE40, M8 to M15	3	17	4.4	-57.9	-58.9	-60.9		-54.2	-49.8	-41.3	8.51
	HE40, M16 to M23	3	17	4.4	-57.9	-58.9	-60.9		-54.2	-49.8	-41.3	8.51
	HE40, M0 to M7	4	14	4.4	-60.4	-61.4	-63.3	-61.6	-55.4	-51.0	-41.3	9.75
	HE40, M8 to M15	4	16	4.4	-58.7	-59.5	-61.9	-60.2	-53.8	-49.4	-41.3	8.12
	HE40, M16 to M23	4	16	4.4	-58.7	-59.5	-61.9	-60.2	-53.8	-49.4	-41.3	8.12
	HE40, M24 to M31	4	16	4.4	-58.7	-59.5	-61.9	-60.2	-53.8	-49.4	-41.3	8.12

This document is uncontrolled. Please refer to the electronic copy within EDCS for the most up to date version.
Cisco Systems, Inc. Company Confidential

	HE40 Beam Forming, M0 to M7	2	15	7.4	-59.6	-60.6			-56.9	-49.5	-41.3	8.28
	HE40 Beam Forming, M8 to M15	2	17	4.4	-57.9	-58.9			-55.2	-50.8	-41.3	9.58
	HE40 Beam Forming, M0 to M7	3	12	9.4	-61.6	-62.4	-66.0		-58.1	-48.7	-41.3	7.40
	HE40 Beam Forming, M8 to M15	3	15	6.4	-59.6	-60.6	-62.6		-55.9	-49.5	-41.3	8.21
	HE40 Beam Forming, M16 to M23	3	17	4.4	-57.9	-58.9	-60.9		-54.2	-49.8	-41.3	8.51
	HE40 Beam Forming, M0 to M7	4	9	10.4	-64.4	-65.0	-67.1	-64.8	-59.1	-48.7	-41.3	7.40
	HE40 Beam Forming, M8 to M15	4	12	7.4	-61.6	-62.4	-66.0	-62.3	-56.6	-49.2	-41.3	7.98
	HE40 Beam Forming, M16 to M23	4	14	5.4	-60.4	-61.4	-63.3	-61.6	-55.4	-50.0	-41.3	8.75
	HE40 Beam Forming, M24 to M31	4	16	4.4	-58.7	-59.5	-61.9	-60.2	-53.8	-49.4	-41.3	8.12
	HE40 STBC, M0 to M7	2	17	4.4	-57.9	-58.9			-55.2	-50.8	-41.3	9.58
	HE40 STBC, M0 to M7	3	17	4.4	-57.9	-58.9	-60.9		-54.2	-49.8	-41.3	8.51
	HE40 STBC, M0 to M7	4	16	4.4	-58.7	-59.5	-61.9	-60.2	-53.8	-49.4	-41.3	8.12
5560	Non HT20, 6 to 54 Mbps	1	17	4.4	-58.8				-58.8	-54.4	-41.3	13.11
	Non HT20, 6 to 54 Mbps	2	17	4.4	-58.8	-59.5			-56.1	-51.7	-41.3	10.43
	Non HT20, 6 to 54 Mbps	3	14	4.4	-61.4	-61.8	-63.8		-57.4	-53.0	-41.3	11.75
	Non HT20, 6 to 54 Mbps	4	11	4.4	-63.8	-64.2	-66.4	-64.0	-58.4	-54.0	-41.3	12.77
	Non HT20 Beam Forming, 6 to 54 Mbps	2	15	7.4	-60.6	-61.3			-57.9	-50.5	-41.3	9.23
	Non HT20 Beam Forming, 6 to 54 Mbps	3	12	9.4	-62.0	-62.5	-66.1		-58.4	-49.0	-41.3	7.73
	Non HT20 Beam Forming, 6 to 54 Mbps	4	9	10.4	-65.0	-65.1	-67.1	-64.8	-59.3	-48.9	-41.3	7.69
	HT/VHT20, M0 to M7	1	17	4.4	-59.4				-59.4	-55.0	-41.3	13.70
	HT/VHT20, M0 to M7	2	17	4.4	-59.4	-59.5			-56.4	-52.0	-41.3	10.74
	HT/VHT20, M8 to M15	2	17	4.4	-59.4	-59.5			-56.4	-52.0	-41.3	10.74
	HT/VHT20, M0 to M7	3	14	4.4	-61.3	-62.0	-63.9		-57.4	-53.0	-41.3	11.79
	HT/VHT20, M8 to M15	3	17	4.4	-59.4	-59.5	-61.7		-55.3	-50.9	-41.3	9.60
	HT/VHT20, M16 to M23	3	17	4.4	-59.4	-59.5	-61.7		-55.3	-50.9	-41.3	9.60
	HT/VHT20, M0 to M7	4	11	4.4	-63.7	-64.3	-66.6	-64.1	-58.5	-54.1	-41.3	12.82
	HT/VHT20, M8 to M15	4	14	4.4	-61.3	-62.0	-63.9	-62.1	-56.2	-51.8	-41.3	10.50
	HT/VHT20, M16 to M23	4	16	4.4	-60.2	-61.0	-62.4	-60.9	-55.0	-50.6	-41.3	9.33
	HT/VHT20, M24 to M31	4	16	4.4	-60.2	-61.0	-62.4	-60.9	-55.0	-50.6	-41.3	9.33
	HT/VHT20 Beam Forming, M0 to M7	2	15	7.4	-60.5	-61.4			-57.9	-50.5	-41.3	9.21
	HT/VHT20 Beam Forming, M8 to M15	2	17	4.4	-59.4	-59.5			-56.4	-52.0	-41.3	10.74
	HT/VHT20 Beam Forming, M0 to M7	3	12	9.4	-62.3	-62.6	-66.2		-58.6	-49.2	-41.3	7.90
	HT/VHT20 Beam Forming, M8 to M15	3	15	6.4	-60.5	-61.4	-63.5		-56.8	-50.4	-41.3	9.15
	HT/VHT20 Beam Forming, M16 to M23	3	17	4.4	-59.4	-59.5	-61.7		-55.3	-50.9	-41.3	9.60
	HT/VHT20 Beam Forming, M0 to M7	4	9	10.4	-65.1	-65.1	-67.1	-64.9	-59.4	-49.0	-41.3	7.74
	HT/VHT20 Beam Forming, M8 to M15	4	12	7.4	-62.3	-62.6	-66.2	-62.6	-57.1	-49.7	-41.3	8.45
	HT/VHT20 Beam Forming, M16 to M23	4	14	5.4	-61.3	-62.0	-63.9	-62.1	-56.2	-50.8	-41.3	9.50
	HT/VHT20 Beam Forming, M24 to M31	4	16	4.4	-60.2	-61.0	-62.4	-60.9	-55.0	-50.6	-41.3	9.33
	HT/VHT20 STBC, M0 to M7	2	17	4.4	-59.4	-59.5			-56.4	-52.0	-41.3	10.74

This document is uncontrolled. Please refer to the electronic copy within EDCS for the most up to date version.
Cisco Systems, Inc. Company Confidential

	HT/VHT20 STBC, M0 to M7	3	17	4.4	-59.4	-59.5	-61.7		-55.3	-50.9	-41.3	9.60
	HT/VHT20 STBC, M0 to M7	4	14	4.4	-61.3	-62.0	-63.9	-62.1	-56.2	-51.8	-41.3	10.50
	HE20, M0 to M7	1	17	4.4	-59.4				-59.3	-54.9	-41.3	13.68
	HE20, M0 to M7	2	17	4.4	-59.4	-59.5			-56.4	-52.0	-41.3	10.72
	HE20, M8 to M15	2	17	4.4	-59.4	-59.5			-56.4	-52.0	-41.3	10.72
	HE20, M0 to M7	3	14	4.4	-61.2	-62.1	-64.1		-57.5	-53.1	-41.3	11.82
	HE20, M8 to M15	3	17	4.4	-59.4	-59.5	-61.8		-55.3	-50.9	-41.3	9.61
	HE20, M16 to M23	3	17	4.4	-59.4	-59.5	-61.8		-55.3	-50.9	-41.3	9.61
	HE20, M0 to M7	4	11	4.4	-64.0	-64.5	-66.6	-64.2	-58.6	-54.2	-41.3	12.97
	HE20, M8 to M15	4	14	4.4	-61.2	-62.1	-64.1	-62.0	-56.1	-51.7	-41.3	10.49
	HE20, M16 to M23	4	16	4.4	-59.7	-61.0	-62.4	-60.8	-54.8	-50.4	-41.3	9.13
	HE20, M24 to M31	4	16	4.4	-59.7	-61.0	-62.4	-60.8	-54.8	-50.4	-41.3	9.13
	HE20 Beam Forming, M0 to M7	2	15	7.4	-60.6	-61.5			-58.0	-50.6	-41.3	9.30
	HE20 Beam Forming, M8 to M15	2	17	4.4	-59.4	-59.5			-56.4	-52.0	-41.3	10.72
	HE20 Beam Forming, M0 to M7	3	12	9.4	-62.9	-62.7	-66.0		-58.8	-49.4	-41.3	8.14
	HE20 Beam Forming, M8 to M15	3	15	6.4	-60.6	-61.5	-63.5		-56.9	-50.5	-41.3	9.22
	HE20 Beam Forming, M16 to M23	3	17	4.4	-59.4	-59.5	-61.8		-55.3	-50.9	-41.3	9.61
	HE20 Beam Forming, M0 to M7	4	9	10.4	-64.9	-65.1	-66.9	-64.7	-59.2	-48.8	-41.3	7.58
	HE20 Beam Forming, M8 to M15	4	12	7.4	-62.9	-62.7	-66.0	-62.8	-57.3	-49.9	-41.3	8.67
	HE20 Beam Forming, M16 to M23	4	14	5.4	-61.2	-62.1	-64.1	-62.0	-56.1	-50.7	-41.3	9.49
	HE20 Beam Forming, M24 to M31	4	16	4.4	-59.7	-61.0	-62.4	-60.8	-54.8	-50.4	-41.3	9.13
	HE20 STBC, M0 to M7	2	17	4.4	-59.4	-59.5			-56.4	-52.0	-41.3	10.72
	HE20 STBC, M0 to M7	3	17	4.4	-59.4	-59.5	-61.8		-55.3	-50.9	-41.3	9.61
	HE20 STBC, M0 to M7	4	14	4.4	-61.2	-62.1	-64.1	-62.0	-56.1	-51.7	-41.3	10.49
5570	Non VHT160/HE160, 6 to 54 Mbps	1	12	4.4	-57.8				-57.8	-53.4	-41.25	12.1
	Non VHT160/HE160, 6 to 54 Mbps	2	12	4.4	-57.8	-58.5			-55.1	-50.7	-41.25	9.4
	Non VHT160/HE160, 6 to 54 Mbps	3	12	4.4	-57.8	-58.5	-58.5		-53.4	-49.0	-41.25	7.8
	Non VHT160/HE160, 6 to 54 Mbps	4	11	4.4	-58.7	-59.2	-59.7	-58	-52.8	-48.4	-41.25	7.1
	VHT160, M0 to M9 1ss	1	13	4.4	-58.6				-58.3	-53.9	-41.25	12.6
	VHT160, M0 to M9 1ss	2	12	4.4	-59.8	-60.1			-56.6	-52.2	-41.25	10.9
	VHT160, M0 to M9 2ss	2	12	4.4	-59.8	-60.1			-56.6	-52.2	-41.25	10.9
	VHT160, M0 to M9 1ss	3	12	4.4	-59.8	-60.1	-60.5		-55.0	-50.6	-41.25	9.4
	VHT160, M0 to M9 2ss	3	12	4.4	-59.8	-60.1	-60.5		-55.0	-50.6	-41.25	9.4
	VHT160, M0 to M9 3ss	3	12	4.4	-59.8	-60.1	-60.5		-55.0	-50.6	-41.25	9.4
	VHT160, M0 to M9 1ss	4	10	4.4	-61.4	-62.3	-62.5	-61	-55.4	-51.0	-41.25	9.7
	VHT160, M0 to M9 2ss	4	10	4.4	-61.4	-62.3	-62.5	-61	-55.4	-51.0	-41.25	9.7
	VHT160, M0 to M9 3ss	4	10	4.4	-61.4	-62.3	-62.5	-61	-55.4	-51.0	-41.25	9.7
	VHT160, M0 to M9 4ss	4	10	4.4	-61.4	-62.3	-62.5	-61	-55.4	-51.0	-41.25	9.7
	VHT160 Beam Forming, M0 to M9 1ss	2	12	7.4	-59.8	-60.1			-56.6	-49.2	-41.25	7.9

This document is uncontrolled. Please refer to the electronic copy within EDCS for the most up to date version.
Cisco Systems, Inc. Company Confidential

	VHT160 Beam Forming, M0 to M9 2ss	2	12	4.4	-59.8	-60.1			-56.6	-52.2	-41.25	10.9
	VHT160 Beam Forming, M0 to M9 1ss	3	7	9.4	-63.6	-64.2	-64.3		-58.9	-49.5	-41.25	8.3
	VHT160 Beam Forming, M0 to M9 2ss	3	8	6.4	-63.4	-63.9	-64.2		-58.7	-52.3	-41.25	11.1
	VHT160 Beam Forming, M0 to M9 3ss	3	12	4.4	-59.8	-60.1	-60.5		-55.0	-50.6	-41.25	9.4
	VHT160 Beam Forming, M0 to M9 1ss	4	3	10.4	-67.8	-66.6	-67.2	-67.3	-60.8	-50.4	-41.25	9.2
	VHT160 Beam Forming, M0 to M9 2ss	4	7	7.4	-63.6	-64.2	-64.3	-63.4	-57.5	-50.1	-41.25	8.8
	VHT160 Beam Forming, M0 to M9 3ss	4	8	5.4	-63.4	-63.9	-64.2	-62.8	-57.2	-51.8	-41.25	10.5
	VHT160 Beam Forming, M0 to M9 4ss	4	10	4.4	-61.4	-62.3	-62.5	-61	-55.4	-51.0	-41.25	9.7
	VHT160 STBC, M0 to M9 1ss	2	12	4.4	-59.8	-60.1			-56.6	-52.2	-41.25	10.9
	VHT160 STBC, M0 to M9 1ss	3	12	4.4	-59.8	-60.1	-60.5		-55.0	-50.6	-41.25	9.4
	VHT160 STBC, M0 to M9 1ss	4	10	4.4	-61.4	-62.3	-62.5	-61	-55.4	-51.0	-41.25	9.7
	HE160, M0 to M9 1ss	1	16	4.4	-56.5				-56.0	-51.6	-41.25	10.4
	HE160, M0 to M9 1ss	2	15	4.4	-57.3	-57.8			-54.1	-49.7	-41.25	8.4
	HE160, M0 to M9 2ss	2	15	4.4	-57.3	-57.8			-54.1	-49.7	-41.25	8.4
	HE160, M0 to M9 1ss	3	14	4.4	-58.1	-58.5	-59.1		-53.3	-48.9	-41.25	7.7
	HE160, M0 to M9 2ss	3	14	4.4	-58.1	-58.5	-59.1		-53.3	-48.9	-41.25	7.7
	HE160, M0 to M9 3ss	3	14	4.4	-58.1	-58.5	-59.1		-53.3	-48.9	-41.25	7.7
	HE160, M0 to M9 1ss	4	14	4.4	-58.1	-58.5	-59.1	-57.4	-51.8	-47.4	-41.25	6.1
	HE160, M0 to M9 2ss	4	14	4.4	-58.1	-58.5	-59.1	-57.4	-51.8	-47.4	-41.25	6.1
	HE160, M0 to M9 3ss	4	14	4.4	-58.1	-58.5	-59.1	-57.4	-51.8	-47.4	-41.25	6.1
	HE160, M0 to M9 4ss	4	14	4.4	-58.1	-58.5	-59.1	-57.4	-51.8	-47.4	-41.25	6.1
	HE160 Beam Forming, M0 to M9 1ss	2	14	7.4	-58.1	-58.5			-54.8	-47.4	-41.25	6.2
	HE160 Beam Forming, M0 to M9 2ss	2	15	4.4	-57.3	-57.8			-54.1	-49.7	-41.25	8.4
	HE160 Beam Forming, M0 to M9 1ss	3	10	9.4	-61.5	-62.3	-62.7		-56.9	-47.5	-41.25	6.3
	HE160 Beam Forming, M0 to M9 2ss	3	14	6.4	-58.1	-58.5	-59.1		-53.3	-46.9	-41.25	5.7
	HE160 Beam Forming, M0 to M9 3ss	3	14	4.4	-58.1	-58.5	-59.1		-53.3	-48.9	-41.25	7.7
	HE160 Beam Forming, M0 to M9 1ss	4	9	10.4	-62.4	-63.2	-63.7	-62	-56.3	-45.9	-41.25	4.7
	HE160 Beam Forming, M0 to M9 2ss	4	11	7.4	-60.2	-60.8	-61.9	-59.4	-54.0	-46.6	-41.25	5.4
	HE160 Beam Forming, M0 to M9 3ss	4	13	5.4	-59.1	-59.3	-59.5	-58.2	-52.5	-47.1	-41.25	5.9
	HE160 Beam Forming, M0 to M9 4ss	4	14	4.4	-58.1	-58.5	-59.1	-57.4	-51.8	-47.4	-41.25	6.1
	HE160 STBC, M0 to M9 1ss	2	15	4.4	-57.3	-57.8			-54.1	-49.7	-41.25	8.4
	HE160 STBC, M0 to M9 1ss	3	14	4.4	-58.1	-58.5	-59.1		-53.3	-48.9	-41.25	7.7
	HE160 STBC, M0 to M9 1ss	4	14	4.4	-58.1	-58.5	-59.1	-57.4	-51.8	-47.4	-41.25	6.1
5610	Non HT80, 6 to 54 Mbps	1	17	4.4	-57.6				-57.6	-53.2	-41.3	11.90
	Non HT80, 6 to 54 Mbps	2	17	4.4	-57.6	-58.3			-54.9	-50.5	-41.3	9.23
	Non HT80, 6 to 54 Mbps	3	17	4.4	-57.6	-58.3	-60.0		-53.7	-49.3	-41.3	8.05
	Non HT80, 6 to 54 Mbps	4	16	4.4	-58.3	-59.0	-60.9	-59.6	-53.3	-48.9	-41.3	7.63
	VHT80, M0 to M9 1ss	1	17	4.4	-58.4				-58.2	-53.8	-41.3	12.55
	VHT80, M0 to M9 1ss	2	17	4.4	-58.4	-58.8			-55.4	-51.0	-41.3	9.74

This document is uncontrolled. Please refer to the electronic copy within EDCS for the most up to date version.
Cisco Systems, Inc. Company Confidential

VHT80, M0 to M9 2ss	2	17	4.4	-58.4	-58.8			-55.4	-51.0	-41.3	9.74
VHT80, M0 to M9 1ss	3	17	4.4	-58.4	-58.8	-60.3		-54.1	-49.7	-41.3	8.47
VHT80, M0 to M9 2ss	3	17	4.4	-58.4	-58.8	-60.3		-54.1	-49.7	-41.3	8.47
VHT80, M0 to M9 3ss	3	17	4.4	-58.4	-58.8	-60.3		-54.1	-49.7	-41.3	8.47
VHT80, M0 to M9 1ss	4	16	4.4	-59.1	-59.6	-61.7	-60.1	-53.8	-49.4	-41.3	8.15
VHT80, M0 to M9 2ss	4	16	4.4	-59.1	-59.6	-61.7	-60.1	-53.8	-49.4	-41.3	8.15
VHT80, M0 to M9 3ss	4	16	4.4	-59.1	-59.6	-61.7	-60.1	-53.8	-49.4	-41.3	8.15
VHT80, M0 to M9 4ss	4	16	4.4	-59.1	-59.6	-61.7	-60.1	-53.8	-49.4	-41.3	8.15
VHT80 Beam Forming, M0 to M9 1ss	2	15	7.4	-59.8	-61.3			-57.3	-49.9	-41.3	8.63
VHT80 Beam Forming, M0 to M9 2ss	2	17	4.4	-58.4	-58.8			-55.4	-51.0	-41.3	9.74
VHT80 Beam Forming, M0 to M9 1ss	3	12	9.4	-62.0	-62.4	-65.7		-58.1	-48.7	-41.3	7.46
VHT80 Beam Forming, M0 to M9 2ss	3	15	6.4	-59.8	-61.3	-62.2		-56.0	-49.6	-41.3	8.37
VHT80 Beam Forming, M0 to M9 3ss	3	17	4.4	-58.4	-58.8	-60.3		-54.1	-49.7	-41.3	8.47
VHT80 Beam Forming, M0 to M9 1ss	4	9	10.4	-64.6	-65.1	-67.2	-64.9	-59.1	-48.7	-41.3	7.47
VHT80 Beam Forming, M0 to M9 2ss	4	12	7.4	-62.0	-62.4	-65.7	-62.7	-56.8	-49.4	-41.3	8.11
VHT80 Beam Forming, M0 to M9 3ss	4	14	5.4	-60.7	-61.6	-62.9	-61.7	-55.4	-50.0	-41.3	8.79
VHT80 Beam Forming, M0 to M9 4ss	4	16	4.4	-59.1	-59.6	-61.7	-60.1	-53.8	-49.4	-41.3	8.15
VHT80 STBC, M0 to M9 1ss	2	17	4.4	-58.4	-58.8			-55.4	-51.0	-41.3	9.74
VHT80 STBC, M0 to M9 1ss	3	17	4.4	-58.4	-58.8	-60.3		-54.1	-49.7	-41.3	8.47
VHT80 STBC, M0 to M9 1ss	4	16	4.4	-59.1	-59.6	-61.7	-60.1	-53.8	-49.4	-41.3	8.15
HE80, M0 to M9 1ss	1	17	4.4	-58.2				-58.0	-53.6	-41.3	12.31
HE80, M0 to M9 1ss	2	17	4.4	-58.2	-58.4			-55.1	-50.7	-41.3	9.40
HE80, M0 to M9 2ss	2	17	4.4	-58.2	-58.4			-55.1	-50.7	-41.3	9.40
HE80, M0 to M9 1ss	3	17	4.4	-58.2	-58.4	-60.5		-53.9	-49.5	-41.3	8.25
HE80, M0 to M9 2ss	3	17	4.4	-58.2	-58.4	-60.5		-53.9	-49.5	-41.3	8.25
HE80, M0 to M9 3ss	3	17	4.4	-58.2	-58.4	-60.5		-53.9	-49.5	-41.3	8.25
HE80, M0 to M9 1ss	4	16	4.4	-58.8	-59.5	-61.4	-59.8	-53.5	-49.1	-41.3	7.86
HE80, M0 to M9 2ss	4	16	4.4	-58.8	-59.5	-61.4	-59.8	-53.5	-49.1	-41.3	7.86
HE80, M0 to M9 3ss	4	16	4.4	-58.8	-59.5	-61.4	-59.8	-53.5	-49.1	-41.3	7.86
HE80, M0 to M9 4ss	4	16	4.4	-58.8	-59.5	-61.4	-59.8	-53.5	-49.1	-41.3	7.86
HE80 Beam Forming, M0 to M9 1ss	2	15	7.4	-59.8	-61.0			-57.1	-49.7	-41.3	8.46
HE80 Beam Forming, M0 to M9 2ss	2	17	4.4	-58.2	-58.4			-55.1	-50.7	-41.3	9.40
HE80 Beam Forming, M0 to M9 1ss	3	12	9.4	-61.8	-62.7	-65.8		-58.1	-48.7	-41.3	7.46
HE80 Beam Forming, M0 to M9 2ss	3	15	6.4	-59.8	-61.0	-62.0		-55.8	-49.4	-41.3	8.18
HE80 Beam Forming, M0 to M9 3ss	3	17	4.4	-58.2	-58.4	-60.5		-53.9	-49.5	-41.3	8.25
HE80 Beam Forming, M0 to M9 1ss	4	9	10.4	-64.3	-64.9	-67.2	-64.8	-58.9	-48.5	-41.3	7.26
HE80 Beam Forming, M0 to M9 2ss	4	12	7.4	-61.8	-62.7	-65.8	-63.1	-56.9	-49.5	-41.3	8.21
HE80 Beam Forming, M0 to M9 3ss	4	14	5.4	-60.8	-61.8	-62.7	-61.4	-55.4	-50.0	-41.3	8.71
HE80 Beam Forming, M0 to M9 4ss	4	16	4.4	-58.8	-59.5	-61.4	-59.8	-53.5	-49.1	-41.3	7.86
HE80 STBC, M0 to M9 1ss	2	17	4.4	-58.2	-58.4			-55.1	-50.7	-41.3	9.40

This document is uncontrolled. Please refer to the electronic copy within EDCS for the most up to date version.
Cisco Systems, Inc. Company Confidential

	HE80 STBC, M0 to M9 1ss	3	17	4.4	-58.2	-58.4	-60.5		-53.9	-49.5	-41.3	8.25
	HE80 STBC, M0 to M9 1ss	4	16	4.4	-58.8	-59.5	-61.4	-59.8	-53.5	-49.1	-41.3	7.86
5690	Non HT80, 6 to 54 Mbps	1	17	4.4	-59.7				-59.7	-55.3	-41.25	14.0
	Non HT80, 6 to 54 Mbps	2	17	4.4	-59.7	-58.3			-55.9	-51.5	-41.25	10.2
	Non HT80, 6 to 54 Mbps	3	17	4.4	-59.7	-58.3	-58.1		-53.8	-49.4	-41.25	8.2
	Non HT80, 6 to 54 Mbps	4	16	4.4	-60.2	-59	-59.2	-58.3	-53.1	-48.7	-41.25	7.4
	VHT80, M0 to M9 1ss	1	17	4.4	-60.2				-60.0	-55.6	-41.25	14.4
	VHT80, M0 to M9 1ss	2	17	4.4	-60.2	-58.8			-56.2	-51.8	-41.25	10.6
	VHT80, M0 to M9 2ss	2	17	4.4	-60.2	-58.8			-56.2	-51.8	-41.25	10.6
	VHT80, M0 to M9 1ss	3	17	4.4	-60.2	-58.8	-58.8		-54.3	-49.9	-41.25	8.6
	VHT80, M0 to M9 2ss	3	17	4.4	-60.2	-58.8	-58.8		-54.3	-49.9	-41.25	8.6
	VHT80, M0 to M9 3ss	3	17	4.4	-60.2	-58.8	-58.8		-54.3	-49.9	-41.25	8.6
	VHT80, M0 to M9 1ss	4	16	4.4	-60.8	-59.3	-59.9	-58.7	-53.4	-49.0	-41.25	7.7
	VHT80, M0 to M9 2ss	4	16	4.4	-60.8	-59.3	-59.9	-58.7	-53.4	-49.0	-41.25	7.7
	VHT80, M0 to M9 3ss	4	16	4.4	-60.8	-59.3	-59.9	-58.7	-53.4	-49.0	-41.25	7.7
	VHT80, M0 to M9 4ss	4	16	4.4	-60.8	-59.3	-59.9	-58.7	-53.4	-49.0	-41.25	7.7
	VHT80 Beam Forming, M0 to M9 1ss	2	15	7.4	-61.5	-60.3			-57.7	-50.3	-41.25	9.0
	VHT80 Beam Forming, M0 to M9 2ss	2	17	4.4	-60.2	-58.8			-56.2	-51.8	-41.25	10.6
	VHT80 Beam Forming, M0 to M9 1ss	3	12	9.4	-63.8	-63.3	-63.7		-58.6	-49.2	-41.25	8.0
	VHT80 Beam Forming, M0 to M9 2ss	3	15	6.4	-61.5	-60.3	-60.5		-55.8	-49.4	-41.25	8.1
	VHT80 Beam Forming, M0 to M9 3ss	3	17	4.4	-60.2	-58.8	-58.8		-54.3	-49.9	-41.25	8.6
	VHT80 Beam Forming, M0 to M9 1ss	4	12	10.4	-63.5	-63.5	-63.9	-62.5	-57.1	-46.7	-41.25	5.5
	VHT80 Beam Forming, M0 to M9 2ss	4	12	7.4	-63.8	-63.3	-63.7	-62.8	-57.2	-49.8	-41.25	8.5
	VHT80 Beam Forming, M0 to M9 3ss	4	14	5.4	-62.8	-60.9	-62.3	-60.3	-55.2	-49.8	-41.25	8.6
	VHT80 Beam Forming, M0 to M9 4ss	4	16	4.4	-60.8	-59.3	-59.9	-58.7	-53.4	-49.0	-41.25	7.7
	VHT80 STBC, M0 to M9 1ss	2	17	4.4	-60.2	-58.8			-56.2	-51.8	-41.25	10.6
	VHT80 STBC, M0 to M9 1ss	3	17	4.4	-60.2	-58.8	-58.8		-54.3	-49.9	-41.25	8.6
	VHT80 STBC, M0 to M9 1ss	4	16	4.4	-60.8	-59.3	-59.9	-58.7	-53.4	-49.0	-41.25	7.7
	HE80, M0 to M9 1ss	1	17	4.4	-60.2				-60.0	-55.6	-41.25	14.3
	HE80, M0 to M9 1ss	2	17	4.4	-60.2	-58.4			-56.0	-51.6	-41.25	10.3
	HE80, M0 to M9 2ss	2	17	4.4	-60.2	-58.4			-56.0	-51.6	-41.25	10.3
	HE80, M0 to M9 1ss	3	17	4.4	-60.2	-58.4	-58.8		-54.1	-49.7	-41.25	8.4
	HE80, M0 to M9 2ss	3	17	4.4	-60.2	-58.4	-58.8		-54.1	-49.7	-41.25	8.4
	HE80, M0 to M9 3ss	3	17	4.4	-60.2	-58.4	-58.8		-54.1	-49.7	-41.25	8.4
	HE80, M0 to M9 1ss	4	16	4.4	-60.5	-59.7	-59.6	-58.7	-53.3	-48.9	-41.25	7.7
	HE80, M0 to M9 2ss	4	16	4.4	-60.5	-59.7	-59.6	-58.7	-53.3	-48.9	-41.25	7.7
	HE80, M0 to M9 3ss	4	16	4.4	-60.5	-59.7	-59.6	-58.7	-53.3	-48.9	-41.25	7.7
	HE80, M0 to M9 4ss	4	16	4.4	-60.5	-59.7	-59.6	-58.7	-53.3	-48.9	-41.25	7.7
	HE80 Beam Forming, M0 to M9 1ss	2	15	7.4	-61	-60.2			-57.3	-49.9	-41.25	8.7

This document is uncontrolled. Please refer to the electronic copy within EDCS for the most up to date version.
Cisco Systems, Inc. Company Confidential

	HE80 Beam Forming, M0 to M9 2ss	2	17	4.4	-60.2	-58.4			-56.0	-51.6	-41.25	10.3
	HE80 Beam Forming, M0 to M9 1ss	3	12	9.4	-63.5	-63.5	-63.9		-58.6	-49.2	-41.25	8.0
	HE80 Beam Forming, M0 to M9 2ss	3	15	6.4	-61	-60.2	-60.3		-55.5	-49.1	-41.25	7.8
	HE80 Beam Forming, M0 to M9 3ss	3	17	4.4	-60.2	-58.4	-58.8		-54.1	-49.7	-41.25	8.4
	HE80 Beam Forming, M0 to M9 2ss	4	12	10.4	-63.5	-63.5	-63.9	-62.5	-57.1	-46.7	-41.25	5.4
	HE80 Beam Forming, M0 to M9 3ss	4	12	7.4	-62.7	-60.7	-62.4	-60	-55.0	-47.6	-41.25	6.4
	HE80 Beam Forming, M0 to M9 4ss	4	14	5.4	-60.5	-59.7	-59.6	-58.7	-53.3	-47.9	-41.25	6.7
	HE80 STBC, M0 to M9 1ss	2	16	4.4	-60.2	-58.4			-56.0	-51.6	-41.25	10.3
	HE80 STBC, M0 to M9 1ss	3	17	4.4	-60.2	-58.4	-58.8		-54.1	-49.7	-41.25	8.4
	HE80 STBC, M0 to M9 1ss	4	17	4.4	-60.5	-59.7	-59.6	-58.7	-53.3	-48.9	-41.25	7.7

This document is uncontrolled. Please refer to the electronic copy within EDCS for the most up to date version.
Cisco Systems, Inc. Company Confidential

5.5.7 Conducted Spurious Emissions Plots – Average 30MHz – 12GHz

5510MHz, HE40, M0h1

Antenna A

Antenna B

Antenna C

Antenna D

This document is uncontrolled. Please refer to the electronic copy within EDCS for the most up to date version.
Cisco Systems, Inc. Company Confidential

5.5.8 Conducted Spurious Emissions Plots 12-40GHz

Plots representative of all modes

Conducted Spurious 12GHz-40GHz index power 17dBm	
Peak	Average
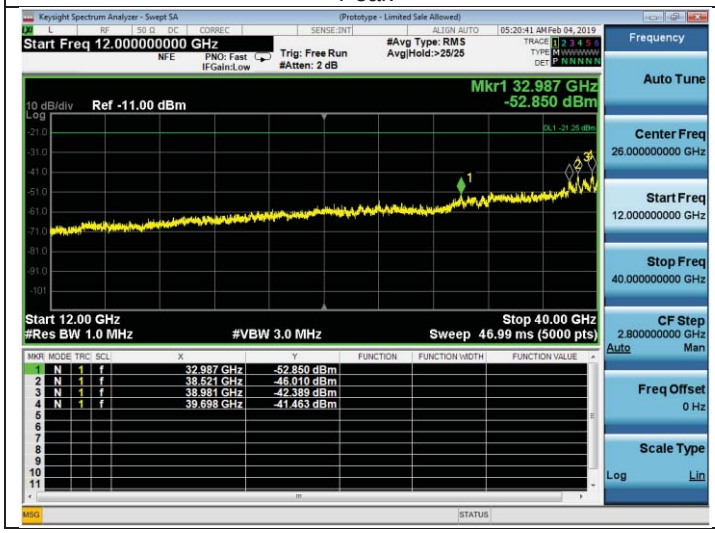	

This document is uncontrolled. Please refer to the electronic copy within EDCS for the most up to date version.
Cisco Systems, Inc. Company Confidential

5.6 Conducted Band Edge

5.6.1 Conducted Band Edge Test Requirement

15.407(b)

Undesirable emission limits. Except as shown in paragraph (b)(7) of this section, the maximum emissions outside of the frequency bands of operation shall be attenuated in accordance with the following limits:

(3) For transmitters operating in the 5.47-5.725 GHz band: All emissions outside of the 5.47-5.725 GHz band shall not exceed an e.i.r.p. of −27 dBm/MHz.
(6) Unwanted emissions below 1 GHz must comply with the general field strength limits set forth in §15.209.
(**7)** The provisions of §15.205 apply to intentional radiators operating under this section.
(8) When measuring the emission limits, the nominal carrier frequency shall be adjusted as close to the upper and lower frequency band edges as the design of the equipment permits

15.205 / 15.209, LP0002 (2018-01-10) (4.8.1.4):

Radiated emissions which fall in the restricted bands, as defined in Section 15.205(a), must also comply with the radiated emission limits specified in Section 15.209(a) (see Section 15.205(c)).

Use formula below to substitute conducted measurements in place of radiated measurements

E[dBµV/m] = EIRP[dBm] - 20 log(d[meters]) + 104.77, where E = field strength and d = 3 meter

1) Average Plot, Limit= -41.25 dBm eirp
2) Peak plot, Limit = -21.25 dBm eirp

KDB 789033 D02 General UNII Test Procedures New Rules v02r01

2. Unwanted Emissions that fall Outside of the Restricted Bands
a) For all measurements, follow the requirements in II.G.3. “General Requirements for Unwanted Emissions Measurements.”
b) At frequencies below 1000 MHz, use the procedure described in II.G.4. “Procedure for Unwanted Emissions Measurements Below 1000 MHz.”
c) At frequencies above 1000 MHz, use the procedure for maximum emissions described in II.G.5., “Procedure for Unwanted Emissions Measurements Above 1000 MHz.”
(i) Sections 15.407(b)(1-3) specifies the unwanted emissions limit for the U-NII-1 and U-NII-2 bands. As specified, emissions above 1000 MHz that are outside of the restricted bands are subject to a peak emission limit of −27 dBm/MHz.3

This document is uncontrolled. Please refer to the electronic copy within EDCS for the most up to date version.
Cisco Systems, Inc. Company Confidential

5.6.2 Conducted Band Edge Test Procedure

Ref. 789033 D02 General UNII Test Procedures New Rules v01r02
ANSI C63.10: 2013

Conducted Band edge Test Procedure
1. Connect the antenna port(s) to the spectrum analyzer input. 2. Place the radio in continuous transmit mode. Use the procedures in 789033 D02 General UNII Test Procedures New Rules v01r02 to substitute conducted measurements in place of radiated measurements. 3. Configure Spectrum analyzer as per test parameters below below (be sure to enter all losses between the transmitter output and the spectrum analyzer). 4. Place a marker at the end of the restricted band closest to the transmit frequency to show compliance. Also measure any emissions in the restricted bands. 5. The “measure-and-sum technique” is used for measuring in-band transmit power of a device. In the measure-and-sum approach, the conducted emission level is measured at each antenna port. The measured results at the various antenna ports are then summed mathematically to determine the total emission level from the device. Summing is performed in linear power units. The worst-case output is recorded. 6. Place a marker at the end of the band edge closest to the transmit frequency to show compliance. Also measure any emissions in the restricted bands 7. Capture graphs and record pertinent measurement data.

Ref. 789033 D02 General UNII Test Procedures New Rules v01r02
ANSI C63.10: 2013 section 12.7.7.3 and section 12.7.6

Conducted Band edge Test parameters restricted Band
RBW = 1 MHz VBW ≥ 3MHz for Peak, 100Hz for Average Sweep = Auto couple Detector = Peak Trace = Max Hold.

This document is uncontrolled. Please refer to the electronic copy within EDCS for the most up to date version.
Cisco Systems, Inc. Company Confidential

5.6.3 Conducted Band Edge Test Information

Samples, Systems, and Modes

System Number	Description	Samples	System under test	Support equipment
1	EUT	S01	☑	☐
	Support	S02	☐	☑

Tested By: Julian Land	Date of testing: November 19, 2018 – December 12, 2018
Test Result: PASS	

Test Equipment

See Appendix A for list of test equipment

This document is uncontrolled. Please refer to the electronic copy within EDCS for the most up to date version.
Cisco Systems, Inc. Company Confidential

5.6.4 Conducted Band Edge Data Tables – Peak

Frequency (MHz)	Mode	Tx Paths	Index Power (dBm)	Correlated Antenna Gain (dBi)	Tx 1 Band edge Level (dBm)	Tx 2 Band edge Level (dBm)	Tx 3 Band edge Level (dBm)	Tx 4 Band edge Level (dBm)	Total Conducted Band Edge Level (dBm)	Total EIRP Band Edge Level (dBm)	Limit (dB)	Margin (dB)
5500	Non HT20, 6 to 54 Mbps	1	17	4.4	-40.7				-40.7	-36.3	-21.3	15.01
	Non HT20, 6 to 54 Mbps	2	17	4.4	-40.7	-39.2			-36.8	-32.4	-21.3	11.18
	Non HT20, 6 to 54 Mbps	3	13	4.4	-45.2	-45.1	-46.8		-40.8	-36.4	-21.3	15.17
	Non HT20, 6 to 54 Mbps	4	11	4.4	-47.3	-47.7	-50.5	-49.1	-42.4	-38.0	-21.3	16.76
	Non HT20 Beam Forming, 6 to 54 Mbps	2	15	7.4	-43.2	-43.7			-40.4	-33.0	-21.3	11.74
	Non HT20 Beam Forming, 6 to 54 Mbps	3	12	9.4	-46.8	-45.6	-48.8		-42.1	-32.7	-21.3	11.41
	Non HT20 Beam Forming, 6 to 54 Mbps	4	9	10.4	-47.9	-49.7	-49.6	-50.1	-43.2	-32.8	-21.3	11.52
	HT/VHT20, M0 to M7	1	17	4.4	-38.8				-38.8	-34.4	-21.3	13.10
	HT/VHT20, M0 to M7	2	17	4.4	-38.8	-35.8			-34.0	-29.6	-21.3	8.33
	HT/VHT20, M8 to M15	2	17	4.4	-38.8	-35.8			-34.0	-29.6	-21.3	8.33
	HT/VHT20, M0 to M7	3	14	4.4	-42.7	-44.7	-46.4		-39.5	-35.1	-21.3	13.86
	HT/VHT20, M8 to M15	3	16	4.4	-39.8	-43.6	-42.4		-36.8	-32.4	-21.3	11.16
	HT/VHT20, M16 to M23	3	16	4.4	-39.8	-43.6	-42.4		-36.8	-32.4	-21.3	11.16
	HT/VHT20, M0 to M7	4	11	4.4	-47.3	-48.3	-48.7	-47.5	-41.8	-37.4	-21.3	16.19
	HT/VHT20, M8 to M15	4	14	4.4	-42.7	-44.7	-46.4	-45.2	-38.5	-34.1	-21.3	12.81
	HT/VHT20, M16 to M23	4	16	4.4	-39.8	-43.6	-42.4	-42.8	-35.8	-31.4	-21.3	10.17
	HT/VHT20, M24 to M31	4	16	4.4	-39.8	-43.6	-42.4	-42.8	-35.8	-31.4	-21.3	10.17
	HT/VHT20 Beam Forming, M0 to M7	2	15	7.4	-44.0	-44.3			-41.1	-33.7	-21.3	12.43
	HT/VHT20 Beam Forming, M8 to M15	2	17	4.4	-38.8	-35.8			-34.0	-29.6	-21.3	8.33
	HT/VHT20 Beam Forming, M0 to M7	3	12	9.4	-45.0	-47.4	-47.7		-41.7	-32.3	-21.3	11.05
	HT/VHT20 Beam Forming, M8 to M15	3	15	6.4	-44.0	-44.3	-44.6		-39.5	-33.1	-21.3	11.82
	HT/VHT20 Beam Forming, M16 to M23	3	16	4.4	-39.8	-43.6	-42.4		-36.8	-32.4	-21.3	11.16
	HT/VHT20 Beam Forming, M0 to M7	4	9	10.4	-48.8	-49.9	-50.8	-48.1	-43.2	-32.8	-21.3	11.55
	HT/VHT20 Beam Forming, M8 to M15	4	12	7.4	-45.0	-47.4	-47.7	-46.4	-40.4	-33.0	-21.3	11.77

This document is uncontrolled. Please refer to the electronic copy within EDCS for the most up to date version.
Cisco Systems, Inc. Company Confidential

	HT/VHT20 Beam Forming, M16 to M23	4	14	5.4	-42.7	-44.7	-46.4	-45.2	-38.5	-33.1	-21.3	11.81
	HT/VHT20 Beam Forming, M24 to M31	4	16	4.4	-39.8	-43.6	-42.4	-42.8	-35.8	-31.4	-21.3	10.17
	HT/VHT20 STBC, M0 to M7	2	17	4.4	-38.8	-35.8			-34.0	-29.6	-21.3	8.33
	HT/VHT20 STBC, M0 to M7	3	16	4.4	-39.8	-43.6	-42.4		-36.8	-32.4	-21.3	11.16
	HT/VHT20 STBC, M0 to M7	4	14	4.4	-42.7	-44.7	-46.4	-45.2	-38.5	-34.1	-21.3	12.81
	HE20, M0 to M7	1	17	4.4	-34.3				-34.2	-29.8	-21.3	8.58
	HE20, M0 to M7	2	17	4.4	-34.3	-36.4			-32.2	-27.8	-21.3	6.50
	HE20, M8 to M15	2	17	4.4	-34.3	-36.4			-32.2	-27.8	-21.3	6.50
	HE20, M0 to M7	3	14	4.4	-44.9	-46.1	-43.2		-39.7	-35.3	-21.3	14.08
	HE20, M8 to M15	3	16	4.4	-39.9	-39.0	-41.7		-35.2	-30.8	-21.3	9.57
	HE20, M16 to M23	3	16	4.4	-39.9	-39.0	-41.7		-35.2	-30.8	-21.3	9.57
	HE20, M0 to M7	4	11	4.4	-47.2	-48.0	-47.7	-48.1	-41.7	-37.3	-21.3	16.00
	HE20, M8 to M15	4	14	4.4	-44.9	-46.1	-43.2	-43.6	-38.2	-33.8	-21.3	12.57
	HE20, M16 to M23	4	16	4.4	-39.9	-39.0	-41.7	-37.5	-33.2	-28.8	-21.3	7.53
	HE20, M24 to M31	4	16	4.4	-39.9	-39.0	-41.7	-37.5	-33.2	-28.8	-21.3	7.53
	HE20 Beam Forming, M0 to M7	2	15	7.4	-38.6	-44.1			-37.5	-30.1	-21.3	8.80
	HE20 Beam Forming, M8 to M15	2	17	4.4	-34.3	-36.4			-32.2	-27.8	-21.3	6.50
	HE20 Beam Forming, M0 to M7	3	12	9.4	-46.7	-47.0	-47.5		-42.2	-32.8	-21.3	11.57
	HE20 Beam Forming, M8 to M15	3	15	6.4	-38.6	-44.1	-44.7		-36.7	-30.3	-21.3	9.04
	HE20 Beam Forming, M16 to M23	3	16	4.4	-39.9	-39.0	-41.7		-35.2	-30.8	-21.3	9.57
	HE20 Beam Forming, M0 to M7	4	9	10.4	-48.1	-49.1	-50.0	-50.0	-43.1	-32.7	-21.3	11.49
	HE20 Beam Forming, M8 to M15	4	12	7.4	-46.7	-47.0	-47.5	-45.8	-40.6	-33.2	-21.3	11.97
	HE20 Beam Forming, M16 to M23	4	14	5.4	-44.9	-46.1	-43.2	-43.6	-38.2	-32.8	-21.3	11.57
	HE20 Beam Forming, M24 to M31	4	16	4.4	-39.9	-39.0	-41.7	-37.5	-33.2	-28.8	-21.3	7.53
	HE20 STBC, M0 to M7	2	17	4.4	-34.3	-36.4			-32.2	-27.8	-21.3	6.50
	HE20 STBC, M0 to M7	3	16	4.4	-39.9	-39.0	-41.7		-35.2	-30.8	-21.3	9.57
	HE20 STBC, M0 to M7	4	14	4.4	-44.9	-46.1	-43.2	-43.6	-38.2	-33.8	-21.3	12.57
5510	Non HT40, 6 to 54 Mbps	1	14	4.4	-36.7				-36.7	-32.3	-21.3	11.00
	Non HT40, 6 to 54 Mbps	2	14	4.4	-36.7	-42.3			-35.6	-31.2	-21.3	9.94
	Non HT40, 6 to 54 Mbps	3	14	4.4	-36.7	-42.3	-41.9		-34.7	-30.3	-21.3	9.02
	Non HT40, 6 to 54 Mbps	4	14	4.4	-36.7	-42.3	-41.9	-44.3	-34.2	-29.8	-21.3	8.57
	HT/VHT40, M0 to M7	1	16	4.4	-32.3				-32.2	-27.8	-21.3	6.55
	HT/VHT40, M0 to M7	2	15	4.4	-37.0	-41.1			-35.5	-31.1	-21.3	9.82
	HT/VHT40, M8 to M15	2	15	4.4	-37.0	-41.1			-35.5	-31.1	-21.3	9.82
	HT/VHT40, M0 to M7	3	15	4.4	-37.0	-41.1	-42.6		-34.7	-30.3	-21.3	9.03
	HT/VHT40, M8 to M15	3	15	4.4	-37.0	-41.1	-42.6		-34.7	-30.3	-21.3	9.03
	HT/VHT40, M16 to M23	3	15	4.4	-37.0	-41.1	-42.6		-34.7	-30.3	-21.3	9.03
	HT/VHT40, M0 to M7	4	14	4.4	-42.4	-44.6	-42.8	-44.5	-37.3	-32.9	-21.3	11.69
	HT/VHT40, M8 to M15	4	15	4.4	-37.0	-41.1	-42.6	-44.1	-34.2	-29.8	-21.3	8.55

This document is uncontrolled. Please refer to the electronic copy within EDCS for the most up to date version.
Cisco Systems, Inc. Company Confidential

	HT/VHT40, M16 to M23	4	15	4.4	-37.0	-41.1	-42.6	-44.1	-34.2	-29.8	-21.3	8.55
	HT/VHT40, M24 to M31	4	15	4.4	-37.0	-41.1	-42.6	-44.1	-34.2	-29.8	-21.3	8.55
	HT/VHT40 Beam Forming, M0 to M7	2	15	7.4	-37.0	-41.1			-35.5	-28.1	-21.3	6.82
	HT/VHT40 Beam Forming, M8 to M15	2	15	4.4	-37.0	-41.1			-35.5	-31.1	-21.3	9.82
	HT/VHT40 Beam Forming, M0 to M7	3	12	9.4	-45.3	-44.7	-44.5		-40.0	-30.6	-21.3	9.30
	HT/VHT40 Beam Forming, M8 to M15	3	15	6.4	-37.0	-41.1	-42.6		-34.7	-28.3	-21.3	7.03
	HT/VHT40 Beam Forming, M16 to M23	3	15	4.4	-37.0	-41.1	-42.6		-34.7	-30.3	-21.3	9.03
	HT/VHT40 Beam Forming, M0 to M7	4	9	10.4	-47.0	-49.5	-50.3	-49.3	-42.7	-32.3	-21.3	11.07
	HT/VHT40 Beam Forming, M8 to M15	4	12	7.4	-45.3	-44.7	-44.5	-44.7	-38.7	-31.3	-21.3	10.02
	HT/VHT40 Beam Forming, M16 to M23	4	14	5.4	-42.4	-44.6	-42.8	-44.5	-37.3	-31.9	-21.3	10.69
	HT/VHT40 Beam Forming, M24 to M31	4	15	4.4	-37.0	-41.1	-42.6	-44.1	-34.2	-29.8	-21.3	8.55
	HT/VHT40 STBC, M0 to M7	2	15	4.4	-37.0	-41.1			-35.5	-31.1	-21.3	9.82
	HT/VHT40 STBC, M0 to M7	3	15	4.4	-37.0	-41.1	-42.6		-34.7	-30.3	-21.3	9.03
	HT/VHT40 STBC, M0 to M7	4	15	4.4	-37.0	-41.1	-42.6	-44.1	-34.2	-29.8	-21.3	8.55
	HE40, M0 to M7	1	13	4.4	-38.9				-38.8	-34.4	-21.3	13.11
	HE40, M0 to M7	2	13	4.4	-38.9	-41.5			-36.9	-32.5	-21.3	11.21
	HE40, M8 to M15	2	13	4.4	-38.9	-41.5			-36.9	-32.5	-21.3	11.21
	HE40, M0 to M7	3	13	4.4	-38.9	-41.5	-45.9		-36.3	-31.9	-21.3	10.69
	HE40, M8 to M15	3	13	4.4	-38.9	-41.5	-45.9		-36.3	-31.9	-21.3	10.69
	HE40, M16 to M23	3	13	4.4	-38.9	-41.5	-45.9		-36.3	-31.9	-21.3	10.69
	HE40, M0 to M7	4	13	4.4	-38.9	-41.5	-45.9	-44.8	-35.7	-31.3	-21.3	10.09
	HE40, M8 to M15	4	13	4.4	-38.9	-41.5	-45.9	-44.8	-35.7	-31.3	-21.3	10.09
	HE40, M16 to M23	4	13	4.4	-38.9	-41.5	-45.9	-44.8	-35.7	-31.3	-21.3	10.09
	HE40, M24 to M31	4	13	4.4	-38.9	-41.5	-45.9	-44.8	-35.7	-31.3	-21.3	10.09
	HE40 Beam Forming, M0 to M7	2	13	7.4	-38.9	-41.5			-36.9	-29.5	-21.3	8.21
	HE40 Beam Forming, M8 to M15	2	13	4.4	-38.9	-41.5			-36.9	-32.5	-21.3	11.21
	HE40 Beam Forming, M0 to M7	3	11	9.4	-43.1	-46.0	-48.0		-40.3	-30.9	-21.3	9.68
	HE40 Beam Forming, M8 to M15	3	13	6.4	-38.9	-41.5	-45.9		-36.3	-29.9	-21.3	8.69
	HE40 Beam Forming, M16 to M23	3	13	4.4	-38.9	-41.5	-45.9		-36.3	-31.9	-21.3	10.69
	HE40 Beam Forming, M0 to M7	4	9	10.4	-47.0	-48.5	-50.4	-47.6	-42.0	-31.6	-21.3	10.39
	HE40 Beam Forming, M8 to M15	4	12	7.4	-44.9	-44.0	-45.5	-44.5	-38.5	-31.1	-21.3	9.88
	HE40 Beam Forming, M16 to M23	4	13	5.4	-38.9	-41.5	-45.9	-44.8	-35.7	-30.3	-21.3	9.09
	HE40 Beam Forming, M24 to M31	4	13	4.4	-38.9	-41.5	-45.9	-44.8	-35.7	-31.3	-21.3	10.09
	HE40 STBC, M0 to M7	2	13	4.4	-38.9	-41.5			-36.9	-32.5	-21.3	11.21
	HE40 STBC, M0 to M7	3	13	4.4	-38.9	-41.5	-45.9		-36.3	-31.9	-21.3	10.69
	HE40 STBC, M0 to M7	4	13	4.4	-38.9	-41.5	-45.9	-44.8	-35.7	-31.3	-21.3	10.09
5530	Non HT80, 6 to 54 Mbps	1	14	4.4	-39.3				-39.3	-34.9	-21.3	13.60
	Non HT80, 6 to 54 Mbps	2	14	4.4	-39.3	-36.2			-34.4	-30.0	-21.3	8.77
	Non HT80, 6 to 54 Mbps	3	14	4.4	-39.3	-36.2	-43.0		-33.9	-29.5	-21.3	8.20

This document is uncontrolled. Please refer to the electronic copy within EDCS for the most up to date version.
Cisco Systems, Inc. Company Confidential

Non HT80, 6 to 54 Mbps	4	13	4.4	-37.1	-39.7	-40.3	-39.2	-32.8	-28.4	-21.3	7.18
VHT80, M0 to M9 1ss	1	15	4.4	-35.2				-35.0	-30.6	-21.3	9.35
VHT80, M0 to M9 1ss	2	14	4.4	-41.3	-41.4			-38.1	-33.7	-21.3	12.49
VHT80, M0 to M9 2ss	2	14	4.4	-41.3	-41.4			-38.1	-33.7	-21.3	12.49
VHT80, M0 to M9 1ss	3	14	4.4	-41.3	-41.4	-42.6		-36.8	-32.4	-21.3	11.11
VHT80, M0 to M9 2ss	3	14	4.4	-41.3	-41.4	-42.6		-36.8	-32.4	-21.3	11.11
VHT80, M0 to M9 3ss	3	14	4.4	-41.3	-41.4	-42.6		-36.8	-32.4	-21.3	11.11
VHT80, M0 to M9 1ss	4	14	4.4	-41.3	-41.4	-42.6	-39.6	-34.9	-30.5	-21.3	9.22
VHT80, M0 to M9 2ss	4	14	4.4	-41.3	-41.4	-42.6	-39.6	-34.9	-30.5	-21.3	9.22
VHT80, M0 to M9 3ss	4	14	4.4	-41.3	-41.4	-42.6	-39.6	-34.9	-30.5	-21.3	9.22
VHT80, M0 to M9 4ss	4	14	4.4	-41.3	-41.4	-42.6	-39.6	-34.9	-30.5	-21.3	9.22
VHT80 Beam Forming, M0 to M9 1ss	2	14	7.4	-41.3	-41.4			-38.1	-30.7	-21.3	9.49
VHT80 Beam Forming, M0 to M9 2ss	2	14	4.4	-41.3	-41.4			-38.1	-33.7	-21.3	12.49
VHT80 Beam Forming, M0 to M9 1ss	3	11	9.4	-45.5	-47.4	-46.5		-41.4	-32.0	-21.3	10.78
VHT80 Beam Forming, M0 to M9 2ss	3	14	6.4	-41.3	-41.4	-42.6		-36.8	-30.4	-21.3	9.11
VHT80 Beam Forming, M0 to M9 3ss	3	14	4.4	-41.3	-41.4	-42.6		-36.8	-32.4	-21.3	11.11
VHT80 Beam Forming, M0 to M9 1ss	4	9	10.4	-47.4	-48.9	-48.3	-47.1	-41.7	-31.3	-21.3	10.00
VHT80 Beam Forming, M0 to M9 2ss	4	12	7.4	-45.4	-46.5	-45.3	-45.6	-39.5	-32.1	-21.3	10.81
VHT80 Beam Forming, M0 to M9 3ss	4	14	5.4	-41.3	-41.4	-42.6	-39.6	-34.9	-29.5	-21.3	8.22
VHT80 Beam Forming, M0 to M9 4ss	4	14	4.4	-41.3	-41.4	-42.6	-39.6	-34.9	-30.5	-21.3	9.22
VHT80 STBC, M0 to M9 1ss	2	14	4.4	-41.3	-41.4			-38.1	-33.7	-21.3	12.49
VHT80 STBC, M0 to M9 1ss	3	14	4.4	-41.3	-41.4	-42.6		-36.8	-32.4	-21.3	11.11
VHT80 STBC, M0 to M9 1ss	4	14	4.4	-41.3	-41.4	-42.6	-39.6	-34.9	-30.5	-21.3	9.22
HE80, M0 to M9 1ss	1	16	4.4	-33.8				-33.6	-29.2	-21.3	7.91
HE80, M0 to M9 1ss	2	15	4.4	-41.3	-41.5			-38.2	-33.8	-21.3	12.50
HE80, M0 to M9 2ss	2	15	4.4	-41.3	-41.5			-38.2	-33.8	-21.3	12.50
HE80, M0 to M9 1ss	3	15	4.4	-41.3	-41.5	-42.4		-36.7	-32.3	-21.3	11.05
HE80, M0 to M9 2ss	3	15	4.4	-41.3	-41.5	-42.4		-36.7	-32.3	-21.3	11.05
HE80, M0 to M9 3ss	3	15	4.4	-41.3	-41.5	-42.4		-36.7	-32.3	-21.3	11.05
HE80, M0 to M9 1ss	4	15	4.4	-41.3	-41.5	-42.4	-41.9	-35.5	-31.1	-21.3	9.84
HE80, M0 to M9 2ss	4	15	4.4	-41.3	-41.5	-42.4	-41.9	-35.5	-31.1	-21.3	9.84
HE80, M0 to M9 3ss	4	15	4.4	-41.3	-41.5	-42.4	-41.9	-35.5	-31.1	-21.3	9.84
HE80, M0 to M9 4ss	4	15	4.4	-41.3	-41.5	-42.4	-41.9	-35.5	-31.1	-21.3	9.84
HE80 Beam Forming, M0 to M9 1ss	2	15	7.4	-41.3	-41.5			-38.2	-30.8	-21.3	9.50
HE80 Beam Forming, M0 to M9 2ss	2	15	4.4	-41.3	-41.5			-38.2	-33.8	-21.3	12.50
HE80 Beam Forming, M0 to M9 1ss	3	11	9.4	-45.1	-46.7	-46.2		-40.9	-31.5	-21.3	10.29
HE80 Beam Forming, M0 to M9 2ss	3	14	6.4	-42.8	-43.0	-45.2		-38.5	-32.1	-21.3	10.88
HE80 Beam Forming, M0 to M9 3ss	3	15	4.4	-41.3	-41.5	-42.4		-36.7	-32.3	-21.3	11.05
HE80 Beam Forming, M0 to M9 1ss	4	9	10.4	-47.2	-48.5	-49.3	-47.6	-41.8	-31.4	-21.3	10.16
HE80 Beam Forming, M0 to M9 2ss	4	12	7.4	-44.2	-46.0	-45.3	-41.4	-37.6	-30.2	-21.3	8.93

This document is uncontrolled. Please refer to the electronic copy within EDCS for the most up to date version.
Cisco Systems, Inc. Company Confidential

	HE80 Beam Forming, M0 to M9 3ss	4	14	5.4	-42.8	-43.0	-45.2	-37.8	-35.0	-29.6	-21.3	8.36
	HE80 Beam Forming, M0 to M9 4ss	4	15	4.4	-41.3	-41.5	-42.4	-41.9	-35.5	-31.1	-21.3	9.84
	HE80 STBC, M0 to M9 1ss	2	15	4.4	-41.3	-41.5			-38.2	-33.8	-21.3	12.50
	HE80 STBC, M0 to M9 1ss	3	15	4.4	-41.3	-41.5	-42.4		-36.7	-32.3	-21.3	11.05
	HE80 STBC, M0 to M9 1ss	4	15	4.4	-41.3	-41.5	-42.4	-41.9	-35.5	-31.1	-21.3	9.84
5570	Non VHT160/HE160, 6 to 54 Mbps	1	12	4.4	-40.6				-40.56	-36.16	-21.25	14.91
	Non VHT160/HE160, 6 to 54 Mbps	2	12	4.4	-40.6	-38.1			-36.12	-31.72	-21.25	10.47
	Non VHT160/HE160, 6 to 54 Mbps	3	12	4.4	-40.6	-38.1	-40.9		-34.86	-30.46	-21.25	9.21
	Non VHT160/HE160, 6 to 54 Mbps	4	11	4.4	-44.2	-41.8	-43.3	-43	-36.93	-32.53	-21.25	11.28
	VHT160, M0 to M9 1ss	1	13	4.4	-34.5				-34.15	-29.75	-21.25	8.5
	VHT160, M0 to M9 1ss	2	12	4.4	-38	-38.6			-34.93	-30.53	-21.25	9.28
	VHT160, M0 to M9 2ss	2	12	4.4	-38	-38.6			-34.93	-30.53	-21.25	9.28
	VHT160, M0 to M9 1ss	3	12	4.4	-38	-38.6	-38.1		-33.11	-28.71	-21.25	7.46
	VHT160, M0 to M9 2ss	3	12	4.4	-38	-38.6	-38.1		-33.11	-28.71	-21.25	7.46
	VHT160, M0 to M9 3ss	3	12	4.4	-38	-38.6	-38.1		-33.11	-28.71	-21.25	7.46
	VHT160, M0 to M9 1ss	4	10	4.4	-38	-36.9	-39.8	-39.1	-31.94	-27.54	-21.25	6.29
	VHT160, M0 to M9 2ss	4	10	4.4	-38	-36.9	-39.8	-39.1	-31.94	-27.54	-21.25	6.29
	VHT160, M0 to M9 3ss	4	10	4.4	-38	-36.9	-39.8	-39.1	-31.94	-27.54	-21.25	6.29
	VHT160, M0 to M9 4ss	4	10	4.4	-38	-36.9	-39.8	-39.1	-31.94	-27.54	-21.25	6.29
	VHT160 Beam Forming, M0 to M9 1ss	2	12	7.4	-38	-38.6			-34.93	-27.53	-21.25	6.28
	VHT160 Beam Forming, M0 to M9 2ss	2	12	4.4	-38	-38.6			-34.93	-30.53	-21.25	9.28
	VHT160 Beam Forming, M0 to M9 1ss	3	7	9.4	-42.3	-42.1	-42.8		-37.27	-27.87	-21.25	6.62
	VHT160 Beam Forming, M0 to M9 2ss	3	8	6.4	-39.6	-39.4	-41.8		-35.02	-28.62	-21.25	7.37
	VHT160 Beam Forming, M0 to M9 3ss	3	12	4.4	-38	-38.6	-38.1		-33.11	-28.71	-21.25	7.46
	VHT160 Beam Forming, M0 to M9 1ss	4	3	10.4	-45.9	-44.7	-44.4	-44.3	-38.41	-28.01	-21.25	6.76
	VHT160 Beam Forming, M0 to M9 2ss	4	7	7.4	-42.3	-42.1	-42.8	-42.3	-36	-28.6	-21.25	7.35
	VHT160 Beam Forming, M0 to M9 3ss	4	8	5.4	-39.6	-39.4	-41.8	-40	-33.74	-28.34	-21.25	7.09
	VHT160 Beam Forming, M0 to M9 4ss	4	10	4.4	-38	-36.9	-39.8	-39.1	-31.94	-27.54	-21.25	6.29
	VHT160 STBC, M0 to M9 1ss	2	12	4.4	-38	-38.6			-34.93	-30.53	-21.25	9.28
	VHT160 STBC, M0 to M9 1ss	3	12	4.4	-38	-38.6	-38.1		-33.11	-28.71	-21.25	7.46
	VHT160 STBC, M0 to M9 1ss	4	10	4.4	-38	-36.9	-39.8	-39.1	-31.94	-27.54	-21.25	6.29
	HE160, M0 to M9 1ss	1	16	4.4	-33.7				-33.24	-28.84	-21.25	7.59
	HE160, M0 to M9 1ss	2	15	4.4	-37.5	-36.5			-33.5	-29.1	-21.25	7.85
	HE160, M0 to M9 2ss	2	15	4.4	-37.5	-36.5			-33.5	-29.1	-21.25	7.85
	HE160, M0 to M9 1ss	3	14	4.4	-42.2	-38.8	-40.7		-35.11	-30.71	-21.25	9.46
	HE160, M0 to M9 2ss	3	14	4.4	-42.2	-38.8	-40.7		-35.11	-30.71	-21.25	9.46
	HE160, M0 to M9 3ss	3	14	4.4	-42.2	-38.8	-40.7		-35.11	-30.71	-21.25	9.46
	HE160, M0 to M9 1ss	4	14	4.4	-42.2	-38.8	-40.7	-39.8	-33.72	-29.32	-21.25	8.07
	HE160, M0 to M9 2ss	4	14	4.4	-42.2	-38.8	-40.7	-39.8	-33.72	-29.32	-21.25	8.07

This document is uncontrolled. Please refer to the electronic copy within EDCS for the most up to date version.
Cisco Systems, Inc. Company Confidential

	HE160, M0 to M9 3ss	4	14	4.4	-42.2	-38.8	-40.7	-39.8	-33.72	-29.32	-21.25	8.07
	HE160, M0 to M9 4ss	4	14	4.4	-42.2	-38.8	-40.7	-39.8	-33.72	-29.32	-21.25	8.07
	HE160 Beam Forming, M0 to M9 1ss	2	14	7.4	-42.2	-38.8			-36.71	-29.31	-21.25	8.06
	HE160 Beam Forming, M0 to M9 2ss	2	15	4.4	-37.5	-36.5			-33.5	-29.1	-21.25	7.85
	HE160 Beam Forming, M0 to M9 1ss	3	10	9.4	-46.7	-46.6	-45.2		-40.88	-31.48	-21.25	10.23
	HE160 Beam Forming, M0 to M9 2ss	3	14	6.4	-42.2	-38.8	-40.7		-35.11	-28.71	-21.25	7.46
	HE160 Beam Forming, M0 to M9 3ss	3	14	4.4	-42.2	-38.8	-40.7		-35.11	-30.71	-21.25	9.46
	HE160 Beam Forming, M0 to M9 1ss	4	9	10.4	-46.1	-47.9	-47	-47	-40.47	-30.07	-21.25	8.82
	HE160 Beam Forming, M0 to M9 2ss	4	11	7.4	-45.4	-45.4	-44.3	-43.8	-38.19	-30.79	-21.25	9.54
	HE160 Beam Forming, M0 to M9 3ss	4	13	5.4	-43.2	-42.6	-42.6	-41.7	-36.01	-30.61	-21.25	9.36
	HE160 Beam Forming, M0 to M9 4ss	4	14	4.4	-42.2	-38.8	-40.7	-39.8	-33.72	-29.32	-21.25	8.07
	HE160 STBC, M0 to M9 1ss	2	15	4.4	-37.5	-36.5			-33.5	-29.1	-21.25	7.85
	HE160 STBC, M0 to M9 1ss	3	14	4.4	-42.2	-38.8	-40.7		-35.11	-30.71	-21.25	9.46
	HE160 STBC, M0 to M9 1ss	4	14	4.4	-42.2	-38.8	-40.7	-39.8	-33.72	-29.32	-21.25	8.07

This document is uncontrolled. Please refer to the electronic copy within EDCS for the most up to date version.
Cisco Systems, Inc. Company Confidential

5.6.5 Conducted Band Edge Plot – Peak

5500MHz, HE20, M0h1	
Antenna A	**Antenna B**
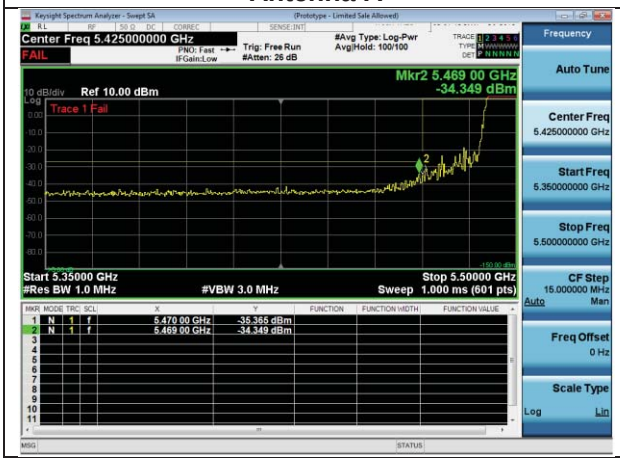	

Note: Traces say fail above because the transmitter is above an arbitrary line in the pass band

This document is uncontrolled. Please refer to the electronic copy within EDCS for the most up to date version.
Cisco Systems, Inc. Company Confidential

5.6.6 Conducted Band Edge Data Tables – Average

Frequency (MHz)	Mode	Tx Paths	Index Power (dBm)	Correlated Antenna Gain (dBi)	Tx 1 Bandedge Level (dBm)	Tx 2 Bandedge Level (dBm)	Tx 3 Bandedge Level (dBm)	Tx 4 Bandedge Level (dBm)	Total Conducted Bandedge Level (dBm)	Total EIRP Bandedge Level (dBm)	Limit (dB)	Margin (dB)
5500	Non HT20, 6 to 54 Mbps	1	17	4.4	-53.2				-53.2	-48.8	-41.3	7.51
	Non HT20, 6 to 54 Mbps	2	17	4.4	-53.2	-52.4			-49.7	-45.3	-41.3	4.08
	Non HT20, 6 to 54 Mbps	3	13	4.4	-56.6	-58.0	-57.9		-52.6	-48.2	-41.3	6.99
	Non HT20, 6 to 54 Mbps	4	11	4.4	-58.5	-59.2	-60.0	-59.6	-53.2	-48.8	-41.3	7.58
	Non HT20 Beam Forming, 6 to 54 Mbps	2	15	7.4	-55.1	-55.5			-52.2	-44.8	-41.3	3.59
	Non HT20 Beam Forming, 6 to 54 Mbps	3	12	9.4	-57.6	-58.0	-59.2		-53.4	-44.0	-41.3	2.75
	Non HT20 Beam Forming, 6 to 54 Mbps	4	9	10.4	-60.5	-61.9	-61.8	-61.4	-55.3	-44.9	-41.3	3.65
	HT/VHT20, M0 to M7	1	17	4.4	-51.6				-51.6	-47.2	-41.3	5.90
	HT/VHT20, M0 to M7	2	17	4.4	-51.6	-51.9			-48.7	-44.3	-41.3	3.03
	HT/VHT20, M8 to M15	2	17	4.4	-51.6	-51.9			-48.7	-44.3	-41.3	3.03
	HT/VHT20, M0 to M7	3	14	4.4	-55.6	-56.7	-56.5		-51.4	-47.0	-41.3	5.76
	HT/VHT20, M8 to M15	3	16	4.4	-54.0	-54.8	-54.7		-49.7	-45.3	-41.3	4.01
	HT/VHT20, M16 to M23	3	16	4.4	-54.0	-54.8	-54.7		-49.7	-45.3	-41.3	4.01
	HT/VHT20, M0 to M7	4	11	4.4	-58.7	-60.4	-60.7	-59.2	-53.6	-49.2	-41.3	7.95
	HT/VHT20, M8 to M15	4	14	4.4	-55.6	-56.7	-56.5	-56.7	-50.3	-45.9	-41.3	4.63
	HT/VHT20, M16 to M23	4	16	4.4	-54.0	-54.8	-54.7	-54.9	-48.5	-44.1	-41.3	2.86
	HT/VHT20, M24 to M31	4	16	4.4	-54.0	-54.8	-54.7	-54.9	-48.5	-44.1	-41.3	2.86
	HT/VHT20 Beam Forming, M0 to M7	2	15	7.4	-55.7	-56.2			-52.9	-45.5	-41.3	4.23
	HT/VHT20 Beam Forming, M8 to M15	2	17	4.4	-51.6	-51.9			-48.7	-44.3	-41.3	3.03
	HT/VHT20 Beam Forming, M0 to M7	3	12	9.4	-57.7	-58.5	-59.0		-53.5	-44.1	-41.3	2.89
	HT/VHT20 Beam Forming, M8 to M15	3	15	6.4	-55.7	-56.2	-56.1		-51.2	-44.8	-41.3	3.52
	HT/VHT20 Beam Forming, M16 to M23	3	16	4.4	-54.0	-54.8	-54.7		-49.7	-45.3	-41.3	4.01
	HT/VHT20 Beam Forming, M0 to M7	4	9	10.4	-61.1	-61.7	-62.0	-61.3	-55.4	-45.0	-41.3	3.79
	HT/VHT20 Beam Forming, M8 to M15	4	12	7.4	-57.7	-58.5	-59.0	-58.3	-52.3	-44.9	-41.3	3.63
	HT/VHT20 Beam Forming, M16 to M23	4	14	5.4	-55.6	-56.7	-56.5	-56.7	-50.3	-44.9	-41.3	3.63

This document is uncontrolled. Please refer to the electronic copy within EDCS for the most up to date version.
Cisco Systems, Inc. Company Confidential

	HT/VHT20 Beam Forming, M24 to M31	4	16	4.4	-54.0	-54.8	-54.7	-54.9	-48.5	-44.1	-41.3	2.86
	HT/VHT20 STBC, M0 to M7	2	17	4.4	-51.6	-51.9			-48.7	-44.3	-41.3	3.03
	HT/VHT20 STBC, M0 to M7	3	16	4.4	-54.0	-54.8	-54.7		-49.7	-45.3	-41.3	4.01
	HT/VHT20 STBC, M0 to M7	4	14	4.4	-55.6	-56.7	-56.5	-56.7	-50.3	-45.9	-41.3	4.63
	HE20, M0 to M7	1	17	4.4	-50.7				-50.6	-46.2	-41.3	4.98
	HE20, M0 to M7	2	17	4.4	-50.7	-51.0			-47.8	-43.4	-41.3	2.12
	HE20, M8 to M15	2	17	4.4	-50.7	-51.0			-47.8	-43.4	-41.3	2.12
	HE20, M0 to M7	3	14	4.4	-55.3	-56.3	-56.0		-51.0	-46.6	-41.3	5.36
	HE20, M8 to M15	3	16	4.4	-52.8	-54.5	-54.5		-49.0	-44.6	-41.3	3.37
	HE20, M16 to M23	3	16	4.4	-52.8	-54.5	-54.5		-49.0	-44.6	-41.3	3.37
	HE20, M0 to M7	4	11	4.4	-58.4	-59.7	-59.0	-60.4	-53.2	-48.8	-41.3	7.57
	HE20, M8 to M15	4	14	4.4	-55.3	-56.3	-56.0	-56.0	-49.8	-45.4	-41.3	4.15
	HE20, M16 to M23	4	16	4.4	-52.8	-54.5	-54.5	-53.4	-47.7	-43.3	-41.3	2.00
	HE20, M24 to M31	4	16	4.4	-52.8	-54.5	-54.5	-53.4	-47.7	-43.3	-41.3	2.00
	HE20 Beam Forming, M0 to M7	2	15	7.4	-54.3	-55.7			-51.9	-44.5	-41.3	3.22
	HE20 Beam Forming, M8 to M15	2	17	4.4	-50.7	-51.0			-47.8	-43.4	-41.3	2.12
	HE20 Beam Forming, M0 to M7	3	12	9.4	-57.3	-58.5	-58.2		-53.1	-43.7	-41.3	2.48
	HE20 Beam Forming, M8 to M15	3	15	6.4	-54.3	-55.7	-55.4		-50.3	-43.9	-41.3	2.60
	HE20 Beam Forming, M16 to M23	3	16	4.4	-52.8	-54.5	-54.5		-49.0	-44.6	-41.3	3.37
	HE20 Beam Forming, M0 to M7	4	9	10.4	-60.6	-61.0	-60.8	-60.8	-54.7	-44.3	-41.3	3.06
	HE20 Beam Forming, M8 to M15	4	12	7.4	-57.3	-58.5	-58.2	-58.1	-51.9	-44.5	-41.3	3.26
	HE20 Beam Forming, M16 to M23	4	14	5.4	-55.3	-56.3	-56.0	-56.0	-49.8	-44.4	-41.3	3.15
	HE20 Beam Forming, M24 to M31	4	16	4.4	-52.8	-54.5	-54.5	-53.4	-47.7	-43.3	-41.3	2.00
	HE20 STBC, M0 to M7	2	17	4.4	-50.7	-51.0			-47.8	-43.4	-41.3	2.12
	HE20 STBC, M0 to M7	3	16	4.4	-52.8	-54.5	-54.5		-49.0	-44.6	-41.3	3.37
	HE20 STBC, M0 to M7	4	14	4.4	-55.3	-56.3	-56.0	-56.0	-49.8	-45.4	-41.3	4.15
5510	Non HT40, 6 to 54 Mbps	1	14	4.4	-53.2				-53.2	-48.8	-41.3	7.50
	Non HT40, 6 to 54 Mbps	2	14	4.4	-53.2	-53.8			-50.4	-46.0	-41.3	4.78
	Non HT40, 6 to 54 Mbps	3	14	4.4	-53.2	-53.8	-53.9		-48.8	-44.4	-41.3	3.15
	Non HT40, 6 to 54 Mbps	4	14	4.4	-53.2	-53.8	-53.9	-54.3	-47.7	-43.3	-41.3	2.06
	HT/VHT40, M0 to M7	1	16	4.4	-50.8				-50.7	-46.3	-41.3	5.05
	HT/VHT40, M0 to M7	2	15	4.4	-52.2	-54.3			-50.0	-45.6	-41.3	4.36
	HT/VHT40, M8 to M15	2	15	4.4	-52.2	-54.3			-50.0	-45.6	-41.3	4.36
	HT/VHT40, M0 to M7	3	15	4.4	-52.2	-54.3	-54.0		-48.5	-44.1	-41.3	2.87
	HT/VHT40, M8 to M15	3	15	4.4	-52.2	-54.3	-54.0		-48.5	-44.1	-41.3	2.87
	HT/VHT40, M16 to M23	3	15	4.4	-52.2	-54.3	-54.0		-48.5	-44.1	-41.3	2.87
	HT/VHT40, M0 to M7	4	14	4.4	-53.7	-54.8	-54.5	-54.6	-48.3	-43.9	-41.3	2.61
	HT/VHT40, M8 to M15	4	15	4.4	-52.2	-54.3	-54.0	-53.6	-47.3	-42.9	-41.3	1.67
	HT/VHT40, M16 to M23	4	15	4.4	-52.2	-54.3	-54.0	-53.6	-47.3	-42.9	-41.3	1.67

This document is uncontrolled. Please refer to the electronic copy within EDCS for the most up to date version.
Cisco Systems, Inc. Company Confidential

	HT/VHT40, M24 to M31	4	15	4.4	-52.2	-54.3	-54.0	-53.6	-47.3	-42.9	-41.3	1.67
	HT/VHT40 Beam Forming, M0 to M7	2	15	7.4	-52.2	-54.3			-50.0	-42.6	-41.3	1.36
	HT/VHT40 Beam Forming, M8 to M15	2	15	4.4	-52.2	-54.3			-50.0	-45.6	-41.3	4.36
	HT/VHT40 Beam Forming, M0 to M7	3	12	9.4	-55.4	-56.5	-56.7		-51.3	-41.9	-41.3	0.64
	HT/VHT40 Beam Forming, M8 to M15	3	15	6.4	-52.2	-54.3	-54.0		-48.5	-42.1	-41.3	0.87
	HT/VHT40 Beam Forming, M16 to M23	3	15	4.4	-52.2	-54.3	-54.0		-48.5	-44.1	-41.3	2.87
	HT/VHT40 Beam Forming, M0 to M7	4	9	10.4	-58.4	-59.8	-60.7	-59.4	-53.4	-43.0	-41.3	1.72
	HT/VHT40 Beam Forming, M8 to M15	4	12	7.4	-55.4	-56.5	-56.7	-55.6	-49.9	-42.5	-41.3	1.24
	HT/VHT40 Beam Forming, M16 to M23	4	14	5.4	-53.7	-54.8	-54.5	-54.6	-48.3	-42.9	-41.3	1.61
	HT/VHT40 Beam Forming, M24 to M31	4	15	4.4	-52.2	-54.3	-54.0	-53.6	-47.3	-42.9	-41.3	1.67
	HT/VHT40 STBC, M0 to M7	2	15	4.4	-52.2	-54.3			-50.0	-45.6	-41.3	4.36
	HT/VHT40 STBC, M0 to M7	3	15	4.4	-52.2	-54.3	-54.0		-48.5	-44.1	-41.3	2.87
	HT/VHT40 STBC, M0 to M7	4	15	4.4	-52.2	-54.3	-54.0	-53.6	-47.3	-42.9	-41.3	1.67
	HE40, M0 to M7	1	13	4.4	-54.2				-54.1	-49.7	-41.3	8.41
	HE40, M0 to M7	2	13	4.4	-54.2	-54.9			-51.4	-47.0	-41.3	5.74
	HE40, M8 to M15	2	13	4.4	-54.2	-54.9			-51.4	-47.0	-41.3	5.74
	HE40, M0 to M7	3	13	4.4	-54.2	-54.9	-55.0		-49.8	-45.4	-41.3	4.13
	HE40, M8 to M15	3	13	4.4	-54.2	-54.9	-55.0		-49.8	-45.4	-41.3	4.13
	HE40, M16 to M23	3	13	4.4	-54.2	-54.9	-55.0		-49.8	-45.4	-41.3	4.13
	HE40, M0 to M7	4	13	4.4	-54.2	-54.9	-55.0	-53.7	-48.3	-43.9	-41.3	2.61
	HE40, M8 to M15	4	13	4.4	-54.2	-54.9	-55.0	-53.7	-48.3	-43.9	-41.3	2.61
	HE40, M16 to M23	4	13	4.4	-54.2	-54.9	-55.0	-53.7	-48.3	-43.9	-41.3	2.61
	HE40, M24 to M31	4	13	4.4	-54.2	-54.9	-55.0	-53.7	-48.3	-43.9	-41.3	2.61
	HE40 Beam Forming, M0 to M7	2	13	7.4	-54.2	-54.9			-51.4	-44.0	-41.3	2.74
	HE40 Beam Forming, M8 to M15	2	13	4.4	-54.2	-54.9			-51.4	-47.0	-41.3	5.74
	HE40 Beam Forming, M0 to M7	3	11	9.4	-55.4	-57.5	-56.8		-51.6	-42.2	-41.3	0.92
	HE40 Beam Forming, M8 to M15	3	13	6.4	-54.2	-54.9	-55.0		-49.8	-43.4	-41.3	2.13
	HE40 Beam Forming, M16 to M23	3	13	4.4	-54.2	-54.9	-55.0		-49.8	-45.4	-41.3	4.13
	HE40 Beam Forming, M0 to M7	4	9	10.4	-57.2	-59.3	-59.7	-58.2	-52.3	-41.9	-41.3	0.68
	HE40 Beam Forming, M8 to M15	4	12	7.4	-54.9	-56.7	-56.4	-56.1	-49.8	-42.4	-41.3	1.16
	HE40 Beam Forming, M16 to M23	4	13	5.4	-54.2	-54.9	-55.0	-53.7	-48.3	-42.9	-41.3	1.61
	HE40 Beam Forming, M24 to M31	4	13	4.4	-54.2	-54.9	-55.0	-53.7	-48.3	-43.9	-41.3	2.61
	HE40 STBC, M0 to M7	2	13	4.4	-54.2	-54.9			-51.4	-47.0	-41.3	5.74
	HE40 STBC, M0 to M7	3	13	4.4	-54.2	-54.9	-55.0		-49.8	-45.4	-41.3	4.13
	HE40 STBC, M0 to M7	4	13	4.4	-54.2	-54.9	-55.0	-53.7	-48.3	-43.9	-41.3	2.61
5530	Non HT80, 6 to 54 Mbps	1	14	4.4	-52.4				-52.4	-48.0	-41.3	6.70
	Non HT80, 6 to 54 Mbps	2	14	4.4	-52.4	-53.4			-49.8	-45.4	-41.3	4.16
	Non HT80, 6 to 54 Mbps	3	14	4.4	-52.4	-53.4	-52.5		-47.9	-43.5	-41.3	2.27
	Non HT80, 6 to 54 Mbps	4	13	4.4	-53.4	-54.1	-53.9	-53.8	-47.7	-43.3	-41.3	2.07

This document is uncontrolled. Please refer to the electronic copy within EDCS for the most up to date version.
Cisco Systems, Inc. Company Confidential

VHT80, M0 to M9 1ss	1	15	4.4	-52.6				-52.4	-48.0	-41.3	6.75
VHT80, M0 to M9 1ss	2	14	4.4	-53.8	-54.4			-50.9	-46.5	-41.3	5.23
VHT80, M0 to M9 2ss	2	14	4.4	-53.8	-54.4			-50.9	-46.5	-41.3	5.23
VHT80, M0 to M9 1ss	3	14	4.4	-53.8	-54.4	-54.2		-49.2	-44.8	-41.3	3.51
VHT80, M0 to M9 2ss	3	14	4.4	-53.8	-54.4	-54.2		-49.2	-44.8	-41.3	3.51
VHT80, M0 to M9 3ss	3	14	4.4	-53.8	-54.4	-54.2		-49.2	-44.8	-41.3	3.51
VHT80, M0 to M9 1ss	4	14	4.4	-53.8	-54.4	-54.2	-53.9	-47.9	-43.5	-41.3	2.20
VHT80, M0 to M9 2ss	4	14	4.4	-53.8	-54.4	-54.2	-53.9	-47.9	-43.5	-41.3	2.20
VHT80, M0 to M9 3ss	4	14	4.4	-53.8	-54.4	-54.2	-53.9	-47.9	-43.5	-41.3	2.20
VHT80, M0 to M9 4ss	4	14	4.4	-53.8	-54.4	-54.2	-53.9	-47.9	-43.5	-41.3	2.20
VHT80 Beam Forming, M0 to M9 1ss	2	14	7.4	-53.8	-54.4			-50.9	-43.5	-41.3	2.23
VHT80 Beam Forming, M0 to M9 2ss	2	14	4.4	-53.8	-54.4			-50.9	-46.5	-41.3	5.23
VHT80 Beam Forming, M0 to M9 1ss	3	11	9.4	-56.1	-57.8	-57.1		-52.0	-42.6	-41.3	1.32
VHT80 Beam Forming, M0 to M9 2ss	3	14	6.4	-53.8	-54.4	-54.2		-49.2	-42.8	-41.3	1.51
VHT80 Beam Forming, M0 to M9 3ss	3	14	4.4	-53.8	-54.4	-54.2		-49.2	-44.8	-41.3	3.51
VHT80 Beam Forming, M0 to M9 1ss	4	9	10.4	-57.7	-59.9	-59.4	-58.1	-52.5	-42.1	-41.3	0.81
VHT80 Beam Forming, M0 to M9 2ss	4	12	7.4	-54.5	-56.0	-56.2	-55.6	-49.3	-41.9	-41.3	0.65
VHT80 Beam Forming, M0 to M9 3ss	4	14	5.4	-53.8	-54.4	-54.2	-53.9	-47.9	-42.5	-41.3	1.20
VHT80 Beam Forming, M0 to M9 4ss	4	14	4.4	-53.8	-54.4	-54.2	-53.9	-47.9	-43.5	-41.3	2.20
VHT80 STBC, M0 to M9 1ss	2	14	4.4	-53.8	-54.4			-50.9	-46.5	-41.3	5.23
VHT80 STBC, M0 to M9 1ss	3	14	4.4	-53.8	-54.4	-54.2		-49.2	-44.8	-41.3	3.51
VHT80 STBC, M0 to M9 1ss	4	14	4.4	-53.8	-54.4	-54.2	-53.9	-47.9	-43.5	-41.3	2.20
HE80, M0 to M9 1ss	1	16	4.4	-50.7				-50.5	-46.1	-41.3	4.81
HE80, M0 to M9 1ss	2	15	4.4	-52.5	-53.0			-49.5	-45.1	-41.3	3.84
HE80, M0 to M9 2ss	2	15	4.4	-52.5	-53.0			-49.5	-45.1	-41.3	3.84
HE80, M0 to M9 1ss	3	15	4.4	-52.5	-53.0	-53.6		-48.0	-43.6	-41.3	2.35
HE80, M0 to M9 2ss	3	15	4.4	-52.5	-53.0	-53.6		-48.0	-43.6	-41.3	2.35
HE80, M0 to M9 3ss	3	15	4.4	-52.5	-53.0	-53.6		-48.0	-43.6	-41.3	2.35
HE80, M0 to M9 1ss	4	15	4.4	-52.5	-53.0	-53.6	-53.5	-46.9	-42.5	-41.3	1.22
HE80, M0 to M9 2ss	4	15	4.4	-52.5	-53.0	-53.6	-53.5	-46.9	-42.5	-41.3	1.22
HE80, M0 to M9 3ss	4	15	4.4	-52.5	-53.0	-53.6	-53.5	-46.9	-42.5	-41.3	1.22
HE80, M0 to M9 4ss	4	15	4.4	-52.5	-53.0	-53.6	-53.5	-46.9	-42.5	-41.3	1.22
HE80 Beam Forming, M0 to M9 1ss	2	15	7.4	-52.5	-53.0			-49.5	-42.1	-41.3	0.84
HE80 Beam Forming, M0 to M9 2ss	2	15	4.4	-52.5	-53.0			-49.5	-45.1	-41.3	3.84
HE80 Beam Forming, M0 to M9 1ss	3	11	9.4	-56.4	-57.8	-56.9		-52.0	-42.6	-41.3	1.33
HE80 Beam Forming, M0 to M9 2ss	3	14	6.4	-53.9	-54.6	-54.4		-49.3	-42.9	-41.3	1.63
HE80 Beam Forming, M0 to M9 3ss	3	15	4.4	-52.5	-53.0	-53.6		-48.0	-43.6	-41.3	2.35
HE80 Beam Forming, M0 to M9 1ss	4	9	10.4	-58.1	-60.0	-59.6	-59.0	-52.9	-42.5	-41.3	1.20
HE80 Beam Forming, M0 to M9 2ss	4	12	7.4	-54.8	-57.1	-55.8	-56.0	-49.6	-42.2	-41.3	0.94
HE80 Beam Forming, M0 to M9 3ss	4	14	5.4	-53.9	-54.6	-54.4	-53.8	-47.9	-42.5	-41.3	1.25

This document is uncontrolled. Please refer to the electronic copy within EDCS for the most up to date version.
Cisco Systems, Inc. Company Confidential

	HE80 Beam Forming, M0 to M9 4ss	4	15	4.4	-52.5	-53.0	-53.6	-53.5	-46.9	-42.5	-41.3	1.22
	HE80 STBC, M0 to M9 1ss	2	15	4.4	-52.5	-53.0			-49.5	-45.1	-41.3	3.84
	HE80 STBC, M0 to M9 1ss	3	15	4.4	-52.5	-53.0	-53.6		-48.0	-43.6	-41.3	2.35
	HE80 STBC, M0 to M9 1ss	4	15	4.4	-52.5	-53.0	-53.6	-53.5	-46.9	-42.5	-41.3	1.22
5570	Non VHT160/HE160, 6 to 54 Mbps	1	12	4.4	-52.6				-52.56	-48.16	-41.25	6.91
	Non VHT160/HE160, 6 to 54 Mbps	2	12	4.4	-52.6	-52.2			-49.34	-44.94	-41.25	3.69
	Non VHT160/HE160, 6 to 54 Mbps	3	12	4.4	-52.6	-52.2	-51.6		-47.3	-42.9	-41.25	1.65
	Non VHT160/HE160, 6 to 54 Mbps	4	11	4.4	-55.8	-53.5	-56	-52.9	-48.27	-43.87	-41.25	2.62
	VHT160, M0 to M9 1ss	1	13	4.4	-55				-54.65	-50.25	-41.25	9
	VHT160, M0 to M9 1ss	2	12	4.4	-55.9	-55			-52.07	-47.67	-41.25	6.42
	VHT160, M0 to M9 2ss	2	12	4.4	-55.9	-55			-52.07	-47.67	-41.25	6.42
	VHT160, M0 to M9 1ss	3	12	4.4	-55.9	-55	-53.5		-49.57	-45.17	-41.25	3.92
	VHT160, M0 to M9 2ss	3	12	4.4	-55.9	-55	-53.5		-49.57	-45.17	-41.25	3.92
	VHT160, M0 to M9 3ss	3	12	4.4	-55.9	-55	-53.5		-49.57	-45.17	-41.25	3.92
	VHT160, M0 to M9 1ss	4	10	4.4	-57.7	-57.2	-56.7	-57.1	-50.79	-46.39	-41.25	5.14
	VHT160, M0 to M9 2ss	4	10	4.4	-57.7	-57.2	-56.7	-57.1	-50.79	-46.39	-41.25	5.14
	VHT160, M0 to M9 3ss	4	10	4.4	-57.7	-57.2	-56.7	-57.1	-50.79	-46.39	-41.25	5.14
	VHT160, M0 to M9 4ss	4	10	4.4	-57.7	-57.2	-56.7	-57.1	-50.79	-46.39	-41.25	5.14
	VHT160 Beam Forming, M0 to M9 1ss	2	12	7.4	-55.9	-55			-52.07	-44.67	-41.25	3.42
	VHT160 Beam Forming, M0 to M9 2ss	2	12	4.4	-55.9	-55			-52.07	-47.67	-41.25	6.42
	VHT160 Beam Forming, M0 to M9 1ss	3	7	9.4	-60	-60.9	-60		-55.16	-45.76	-41.25	4.51
	VHT160 Beam Forming, M0 to M9 2ss	3	8	6.4	-59.6	-59.9	-59.5		-54.55	-48.15	-41.25	6.9
	VHT160 Beam Forming, M0 to M9 3ss	3	12	4.4	-55.9	-55	-53.5		-49.57	-45.17	-41.25	3.92
	VHT160 Beam Forming, M0 to M9 1ss	4	3	10.4	-65.8	-65.3	-64.3	-64.9	-58.67	-48.27	-41.25	7.02
	VHT160 Beam Forming, M0 to M9 2ss	4	7	7.4	-60	-60.9	-60	-60.1	-53.87	-46.47	-41.25	5.22
	VHT160 Beam Forming, M0 to M9 3ss	4	8	5.4	-59.6	-59.9	-59.5	-59.3	-53.2	-47.8	-41.25	6.55
	VHT160 Beam Forming, M0 to M9 4ss	4	10	4.4	-57.7	-57.2	-56.7	-57.1	-50.79	-46.39	-41.25	5.14
	VHT160 STBC, M0 to M9 1ss	2	12	4.4	-55.9	-55			-52.07	-47.67	-41.25	6.42
	VHT160 STBC, M0 to M9 1ss	3	12	4.4	-55.9	-55	-53.5		-49.57	-45.17	-41.25	3.92
	VHT160 STBC, M0 to M9 1ss	4	10	4.4	-57.7	-57.2	-56.7	-57.1	-50.79	-46.39	-41.25	5.14
	HE160, M0 to M9 1ss	1	16	4.4	-51.5				-51.04	-46.64	-41.25	5.39
	HE160, M0 to M9 1ss	2	15	4.4	-52.3	-51.7			-48.52	-44.12	-41.25	2.87
	HE160, M0 to M9 2ss	2	15	4.4	-52.3	-51.7			-48.52	-44.12	-41.25	2.87
	HE160, M0 to M9 1ss	3	14	4.4	-53.8	-53.3	-52.8		-48.05	-43.65	-41.25	2.4
	HE160, M0 to M9 2ss	3	14	4.4	-53.8	-53.3	-52.8		-48.05	-43.65	-41.25	2.4
	HE160, M0 to M9 3ss	3	14	4.4	-53.8	-53.3	-52.8		-48.05	-43.65	-41.25	2.4
	HE160, M0 to M9 1ss	4	14	4.4	-53.8	-53.3	-52.8	-52.2	-46.51	-42.11	-41.25	0.86
	HE160, M0 to M9 2ss	4	14	4.4	-53.8	-53.3	-52.8	-52.2	-46.51	-42.11	-41.25	0.86
	HE160, M0 to M9 3ss	4	14	4.4	-53.8	-53.3	-52.8	-52.2	-46.51	-42.11	-41.25	0.86

This document is uncontrolled. Please refer to the electronic copy within EDCS for the most up to date version.
Cisco Systems, Inc. Company Confidential

	HE160, M0 to M9 4ss	4	14	4.4	-53.8	-53.3	-52.8	-52.2	-46.51	-42.11	-41.25	0.86
	HE160 Beam Forming, M0 to M9 1ss	2	14	7.4	-53.8	-53.3			-50.07	-42.67	-41.25	1.42
	HE160 Beam Forming, M0 to M9 2ss	2	15	4.4	-52.3	-51.7			-48.52	-44.12	-41.25	2.87
	HE160 Beam Forming, M0 to M9 1ss	3	10	9.4	-57.7	-57.6	-56.5		-52	-42.6	-41.25	1.35
	HE160 Beam Forming, M0 to M9 2ss	3	14	6.4	-53.8	-53.3	-52.8		-48.05	-41.65	-41.25	0.4
	HE160 Beam Forming, M0 to M9 3ss	3	14	4.4	-53.8	-53.3	-52.8		-48.05	-43.65	-41.25	2.4
	HE160 Beam Forming, M0 to M9 1ss	4	9	10.4	-58.9	-58.7	-58.2	-59.2	-52.26	-41.86	-41.25	0.61
	HE160 Beam Forming, M0 to M9 2ss	4	11	7.4	-56.1	-56.2	-55.4	-54.9	-49.14	-41.74	-41.25	0.49
	HE160 Beam Forming, M0 to M9 3ss	4	13	5.4	-55	-54.4	-53.6	-53	-47.45	-42.05	-41.25	0.8
	HE160 Beam Forming, M0 to M9 4ss	4	14	4.4	-53.8	-53.3	-52.8	-52.2	-46.51	-42.11	-41.25	0.86
	HE160 STBC, M0 to M9 1ss	2	15	4.4	-52.3	-51.7			-48.52	-44.12	-41.25	2.87
	HE160 STBC, M0 to M9 1ss	3	14	4.4	-53.8	-53.3	-52.8		-48.05	-43.65	-41.25	2.4
	HE160 STBC, M0 to M9 1ss	4	14	4.4	-53.8	-53.3	-52.8	-52.2	-46.51	-42.11	-41.25	0.86

This document is uncontrolled. Please refer to the electronic copy within EDCS for the most up to date version.
Cisco Systems, Inc. Company Confidential

5.6.7 Conducted Band Edge Plots – Average

NonHT40/VHT40, 6Mbps	
Antenna A	**Antenna B**
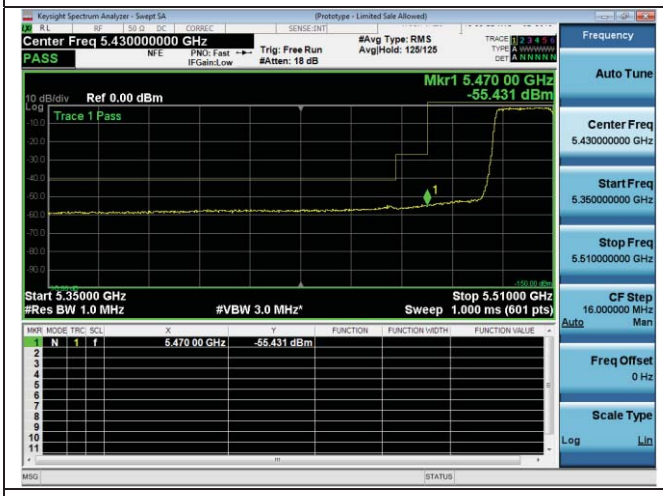	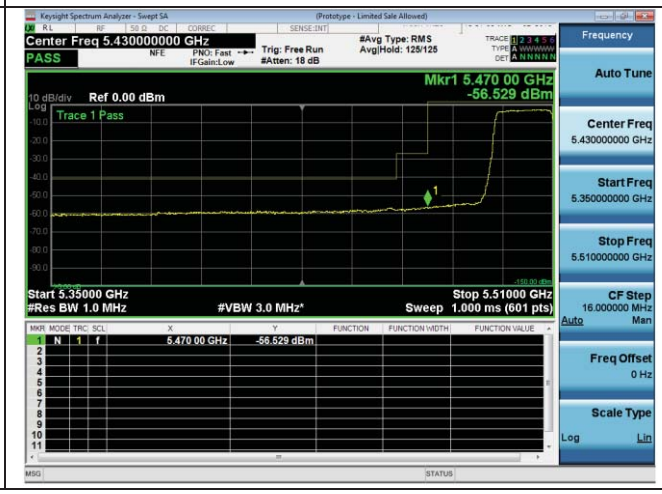
Antenna C	
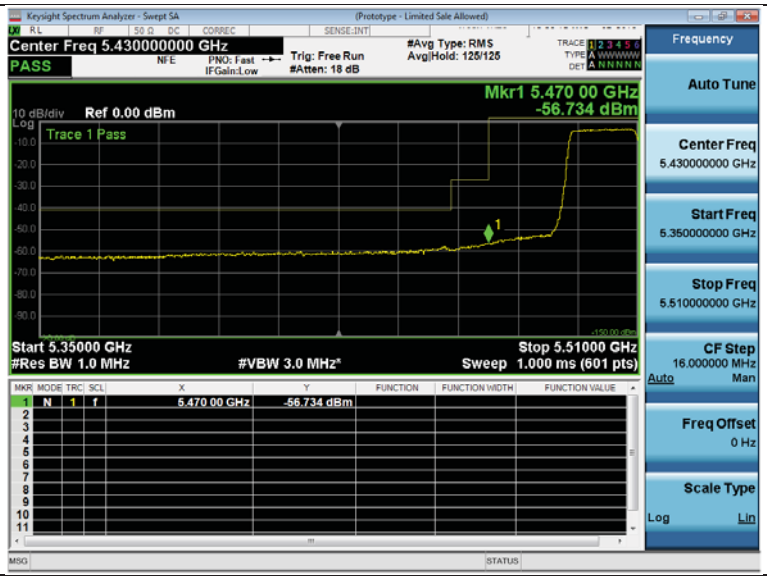	

This document is uncontrolled. Please refer to the electronic copy within EDCS for the most up to date version.
Cisco Systems, Inc. Company Confidential

Section 6: Emission Test Results

6.1 Transmitter Radiated Spurious Emissions

6.1.1 Radiated Spurious Emissions Test Requirement

15.407(b), LP0002 (2018-01-10) (2.8)

Undesirable emission limits. Except as shown in paragraph (b)(7) of this section, the maximum emissions outside of the frequency bands of operation shall be attenuated in accordance with the following limits:

(3) For transmitters operating in the 5.47-5.725 GHz band: All emissions outside of the 5.47-5.725 GHz band shall not exceed an e.i.r.p. of −27 dBm/MHz..

15.205, 15.209, LP0002 (2018-01-10) (2.8)

(**7)** The provisions of §15.205 apply to intentional radiators operating under this section.

(6) Unwanted emissions below 1 GHz must comply with the general field strength limits set forth in §15.209.

This document is uncontrolled. Please refer to the electronic copy within EDCS for the most up to date version.
Cisco Systems, Inc. Company Confidential

6.1.2 Radiated Spurious Emissions Test Procedure

Ref. ANSI C63.10: 2013 section 12.7.6 (peak) & 12.7.7.3 (average)

Radiated Spurious Emissions Test parameters	
Peak Span = 1-18GHz /18GHz-26.5GHz/26.5GHz-40GHz RBW = 1 MHz VBW ≥ 3 MHz Sweep = Auto couple Detector = Peak Trace = Max Hold.	**Average** Span = 1-18GHz /18GHz-26.5GHz/26.5GHz-40GHz RBW = 1 MHz VBW ≥ 3 MHz Sweep = Auto couple Detector = RMS Power Averaging

Using Vasona, configure the spectrum analyzer as shown below (be sure to enter all losses between the transmitter output and the spectrum analyzer). Place the radio in continuous transmit mode.

Terminate the access Point RF ports with 50ohm loads.
Maximize Turntable (find worst case table angle), Maximize Antenna (find worst case height)

Save 2 plots: 1) Average plot (Vertical and Horizontal), Limit= 54dBuV/m @3m
2) Peak plot (Vertical and Horizontal), Limit = 74dBuV/m @3m

Place a marker at the end of the restricted band closest to the transmit frequency to show compliance.
Also measure any emissions in the restricted bands.

This report represents the worst-case data for all supported operating modes and antennas.

This document is uncontrolled. Please refer to the electronic copy within EDCS for the most up to date version.
Cisco Systems, Inc. Company Confidential

6.1.3 Radiated Transmitter Spurious Emissions Test Information

Samples, Systems, and Modes

System Number	Description	Samples	System under test	Support equipment
2	EUT	S03	☑	☐
	Support	S04	☐	☑

Tested By: Julian Land	Date of testing: S October 4, 2018 – December 11, 2018
Test Result: PASS	

Test Equipment

See Appendix A for list of test equipment

This document is uncontrolled. Please refer to the electronic copy within EDCS for the most up to date version.
Cisco Systems, Inc. Company Confidential

6.1.4 Radiated Transmitter Spurious Emissions Test Results

Test Results for 30MHz – 1GHz:

Transmitter Radiated Spurious Emissions 30MHz to 1GHz, 5260MHz

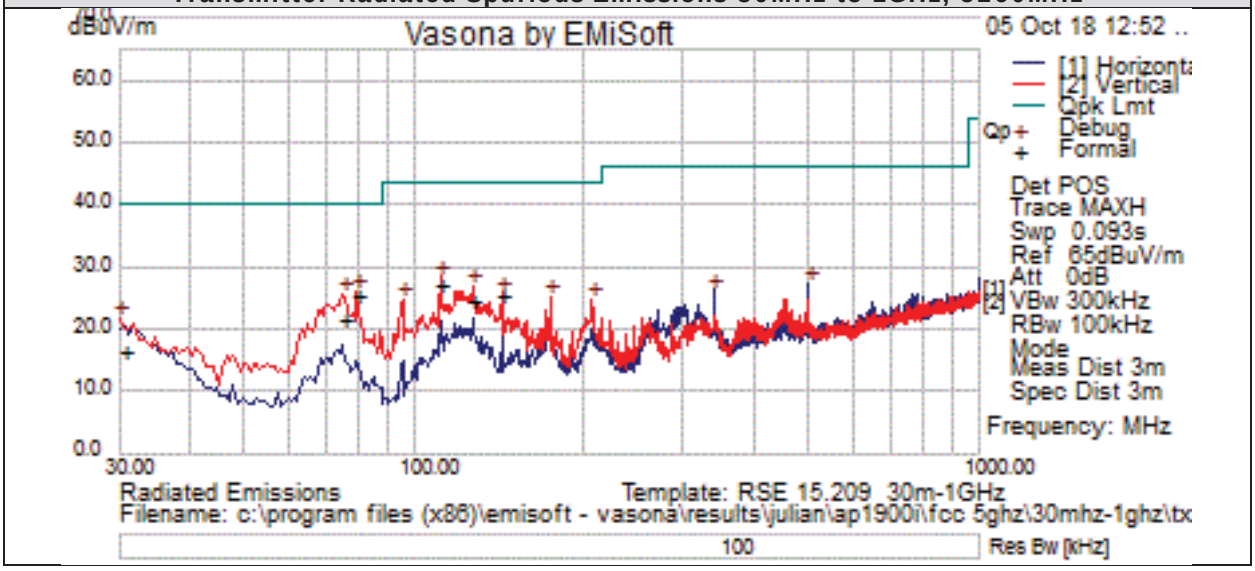

Frequency (MHz)	Raw (dBuV)	Cab Loss (dB)	AF (dB)	Level (dBuV)	Detector	Polarity	Height (cm)	Azt (Deg)	Limit (dBuV)	Margin (dB)	Results Pass / Fail	Comments
79.316	44	0.8	-19.2	25.7	Quasi Max	V	101	218	40	-14.3	Pass	
74.719	39.8	0.8	-18.8	21.7	Quasi Max	V	119	226	40	-18.3	Pass	
111.031	40.2	1	-13.8	27.5	Quasi Max	V	101	202	43.5	-16	Pass	
126.897	36.3	1.1	-12.7	24.6	Quasi Max	V	102	202	43.5	-18.9	Pass	
142.763	38.1	1.1	-13.6	25.6	Quasi Max	V	103	128	43.5	-17.9	Pass	
30.475	22.1	0.5	-6.3	16.4	Quasi Max	V	122	240	40	-23.6	Pass	

This document is uncontrolled. Please refer to the electronic copy within EDCS for the most up to date version.
Cisco Systems, Inc. Company Confidential

6.1.5 Radiated Transmitter Spurious Emissions – 1-10GHz

Note: Emissions tests were done with all radios on simultaneously (i.e. BLE, 2.4GHz, and 5GHz radios)

Peak - Transmitter Radiated Spurious Emissions 1GHz to 10GHz, 5500MHz

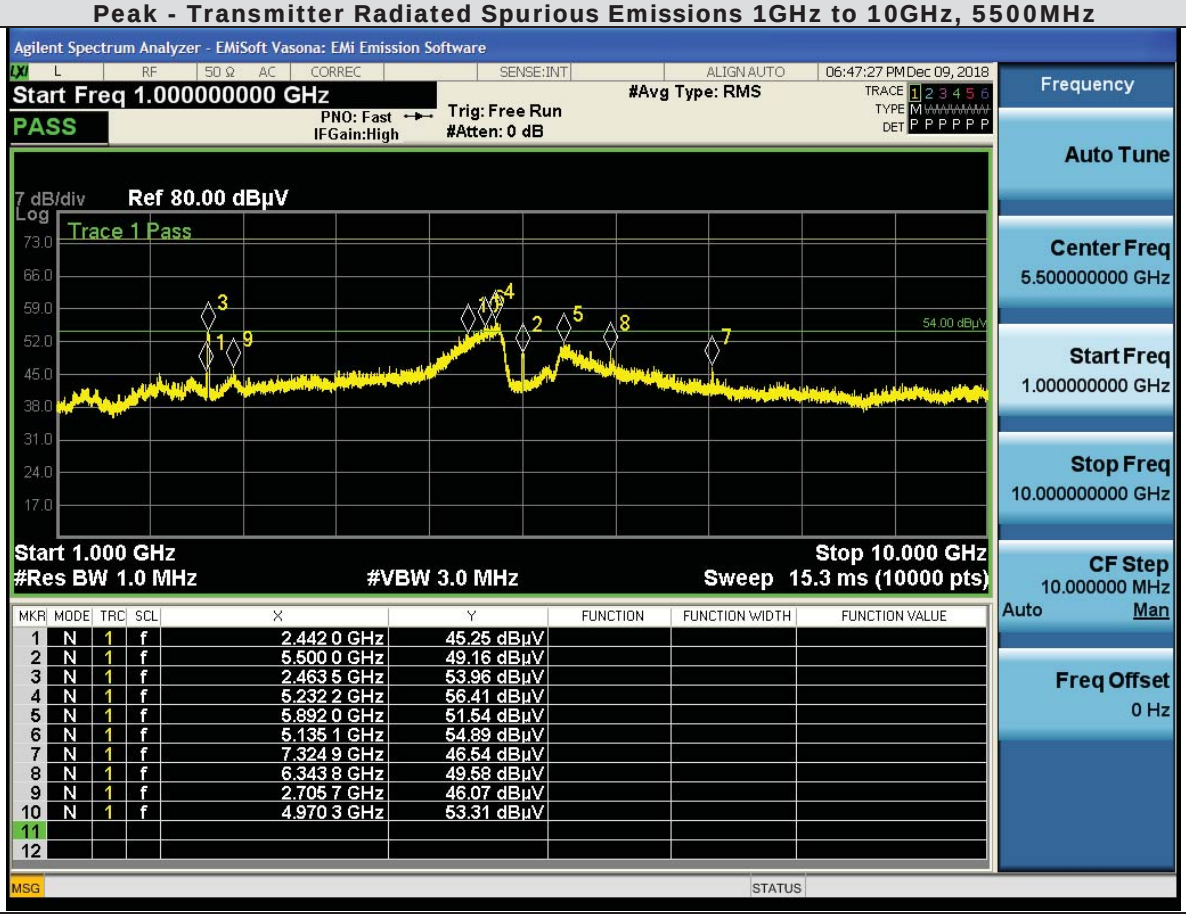

This document is uncontrolled. Please refer to the electronic copy within EDCS for the most up to date version.
Cisco Systems, Inc. Company Confidential

Note: Emissions tests were done with all radios on simultaneously (i.e. BLE, 2.4GHz, and 5GHz radios)

Average - Transmitter Radiated Spurious Emissions 1GHz to 10GHz, 5500MHz

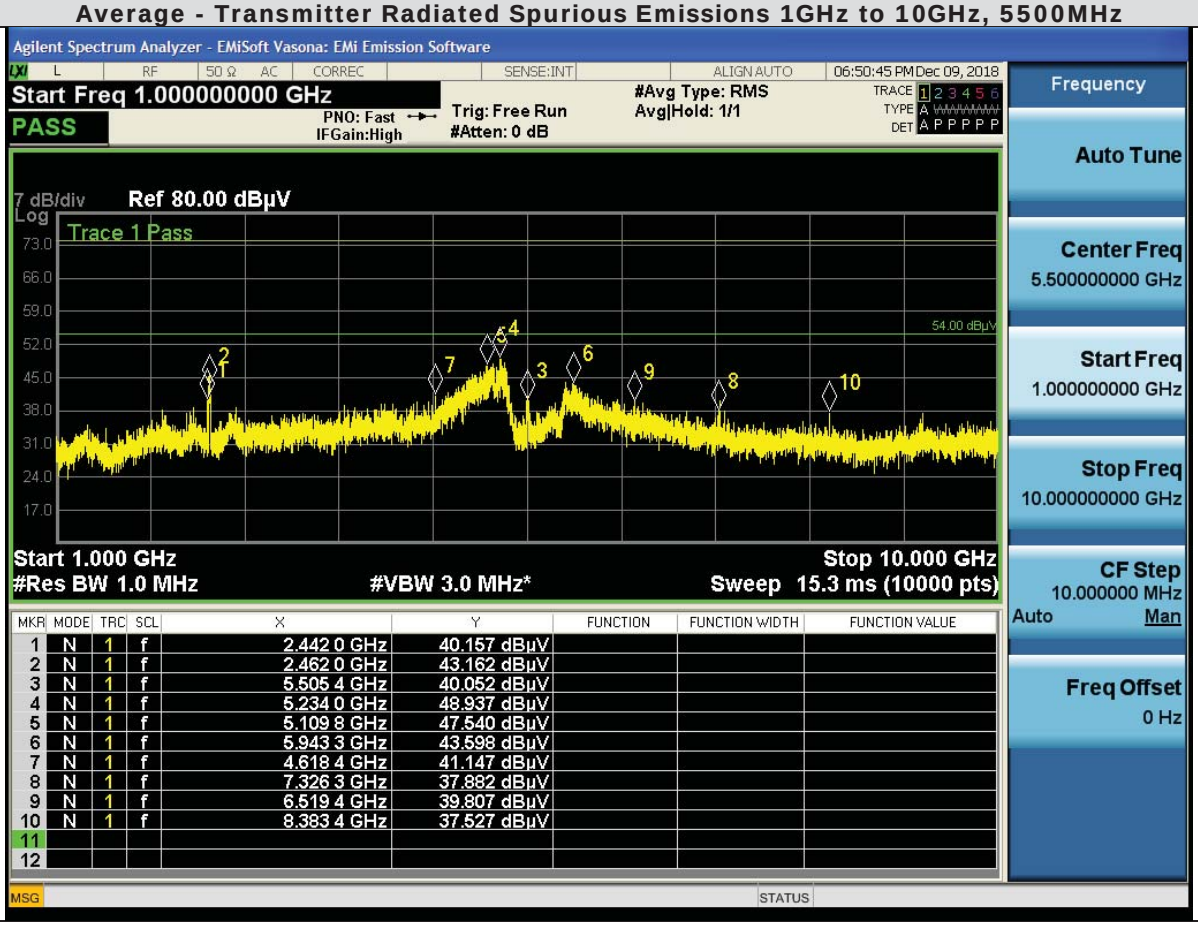

MKR	MODE	TRC	SCL	X	Y	FUNCTION	FUNCTION WIDTH	FUNCTION VALUE
1	N	1	f	2.442 0 GHz	40.157 dBµV			
2	N	1	f	2.462 0 GHz	43.162 dBµV			
3	N	1	f	5.505 4 GHz	40.052 dBµV			
4	N	1	f	5.234 0 GHz	48.937 dBµV			
5	N	1	f	5.109 8 GHz	47.540 dBµV			
6	N	1	f	5.943 3 GHz	43.598 dBµV			
7	N	1	f	4.618 4 GHz	41.147 dBµV			
8	N	1	f	7.326 3 GHz	37.882 dBµV			
9	N	1	f	6.519 4 GHz	39.807 dBµV			
10	N	1	f	8.383 4 GHz	37.527 dBµV			
11								
12								

This document is uncontrolled. Please refer to the electronic copy within EDCS for the most up to date version.
Cisco Systems, Inc. Company Confidential

Note: Emissions tests were done with all radios on simultaneously (i.e. BLE, 2.4GHz, and 5GHz radios)

Peak - Transmitter Radiated Spurious Emissions 1GHz to 10GHz, 5580MHz

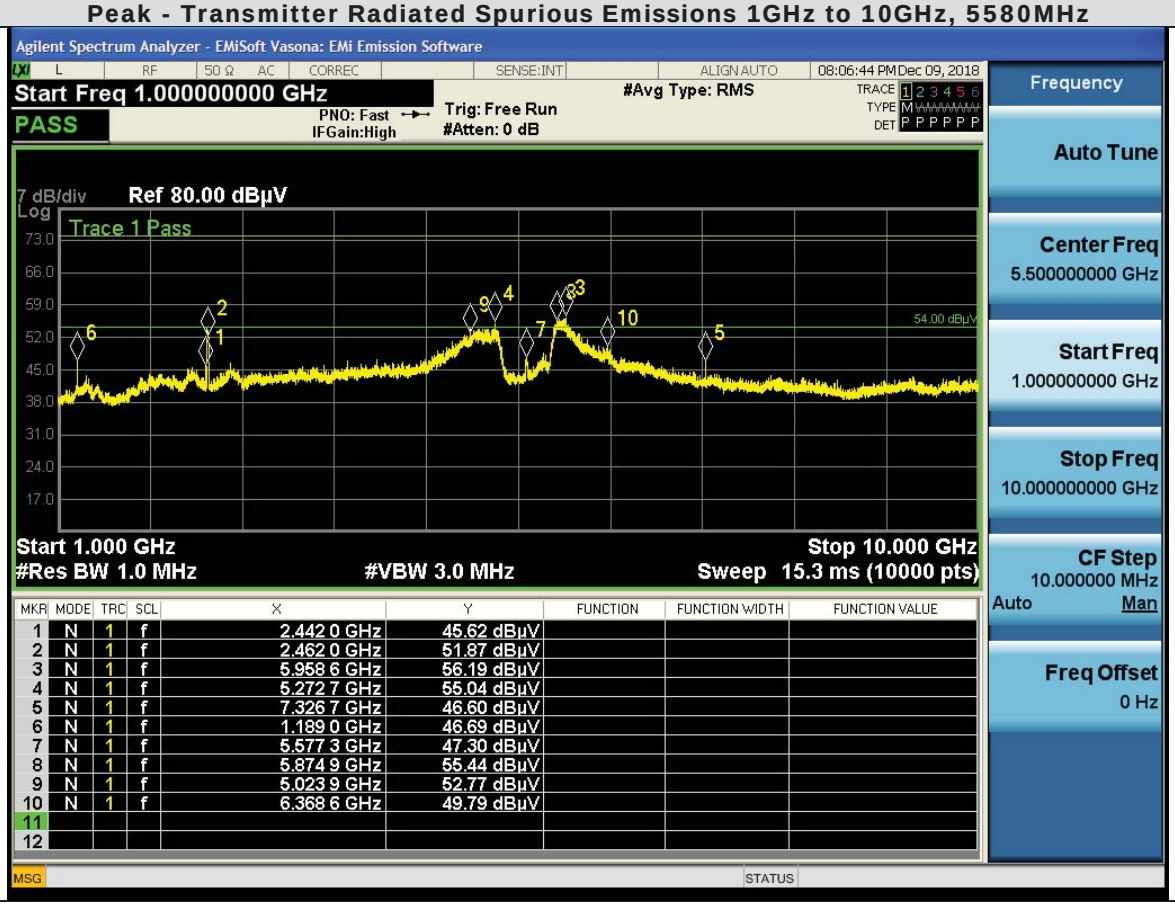

This document is uncontrolled. Please refer to the electronic copy within EDCS for the most up to date version.
Cisco Systems, Inc. Company Confidential

Note: Emissions tests were done with all radios on simultaneously (i.e. BLE, 2.4GHz, and 5GHz radios)

Average - Transmitter Radiated Spurious Emissions 1GHz to 10GHz, 5580MHz

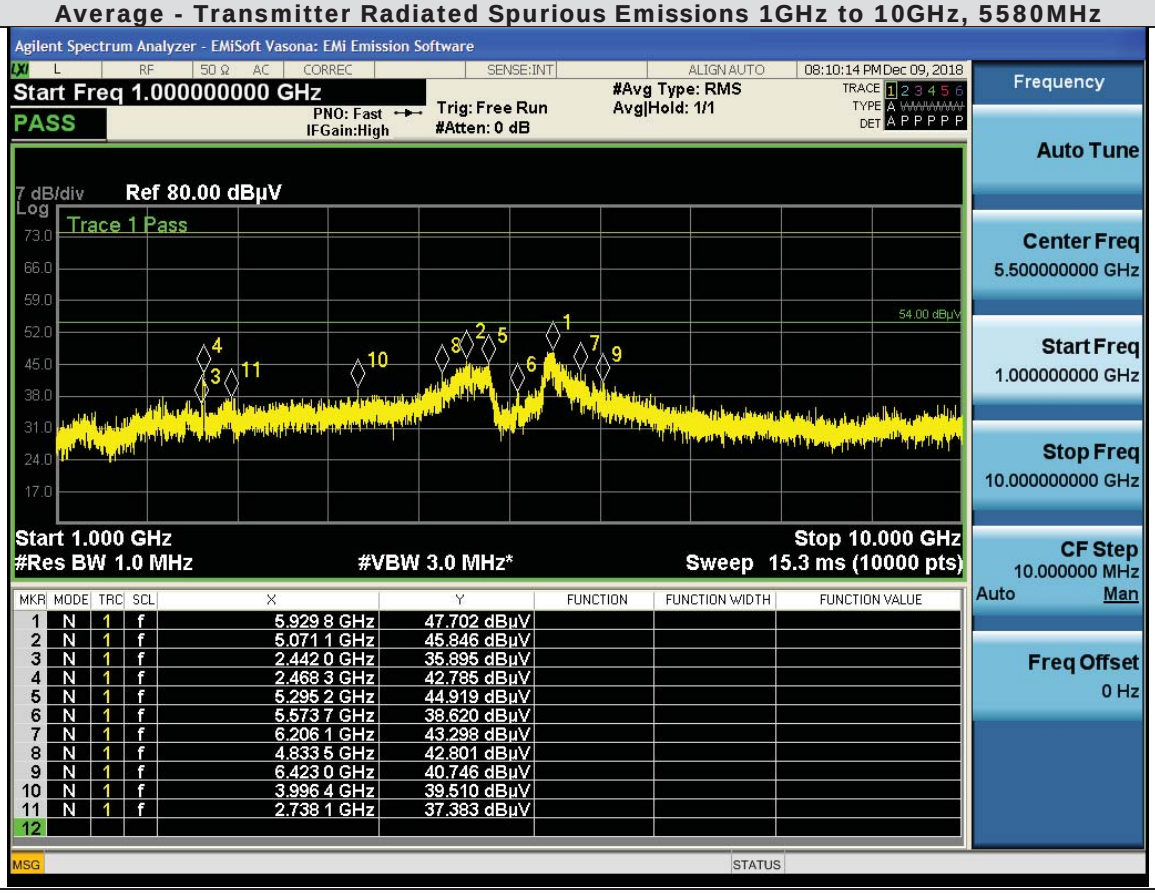

This document is uncontrolled. Please refer to the electronic copy within EDCS for the most up to date version.
Cisco Systems, Inc. Company Confidential

Note: Emissions tests were done with all radios on simultaneously (i.e. BLE, 2.4GHz, and 5GHz radios)

Peak - Transmitter Radiated Spurious Emissions 1GHz to 10GHz, 5700MHz

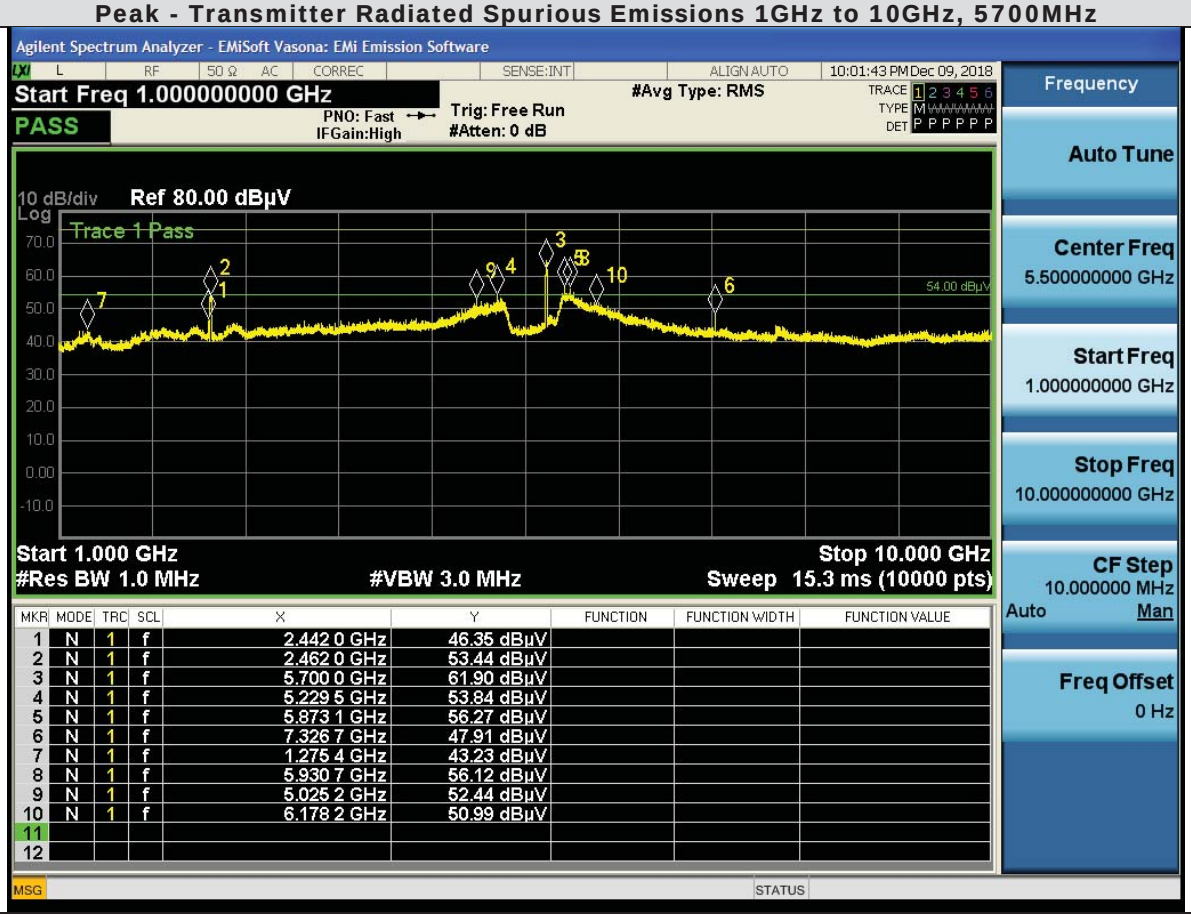

MKR	MODE	TRC	SCL	X	Y	FUNCTION	FUNCTION WIDTH	FUNCTION VALUE
1	N	1	f	2.442 0 GHz	46.35 dBµV			
2	N	1	f	2.462 0 GHz	53.44 dBµV			
3	N	1	f	5.700 0 GHz	61.90 dBµV			
4	N	1	f	5.229 5 GHz	53.84 dBµV			
5	N	1	f	5.873 1 GHz	56.27 dBµV			
6	N	1	f	7.326 7 GHz	47.91 dBµV			
7	N	1	f	1.275 4 GHz	43.23 dBµV			
8	N	1	f	5.930 7 GHz	56.12 dBµV			
9	N	1	f	5.025 2 GHz	52.44 dBµV			
10	N	1	f	6.178 2 GHz	50.99 dBµV			
11								
12								

This document is uncontrolled. Please refer to the electronic copy within EDCS for the most up to date version.
Cisco Systems, Inc. Company Confidential

Note: Emissions tests were done with all radios on simultaneously (i.e. BLE, 2.4GHz, and 5GHz radios)

Average - Transmitter Radiated Spurious Emissions 1GHz to 10GHz, 5700MHz

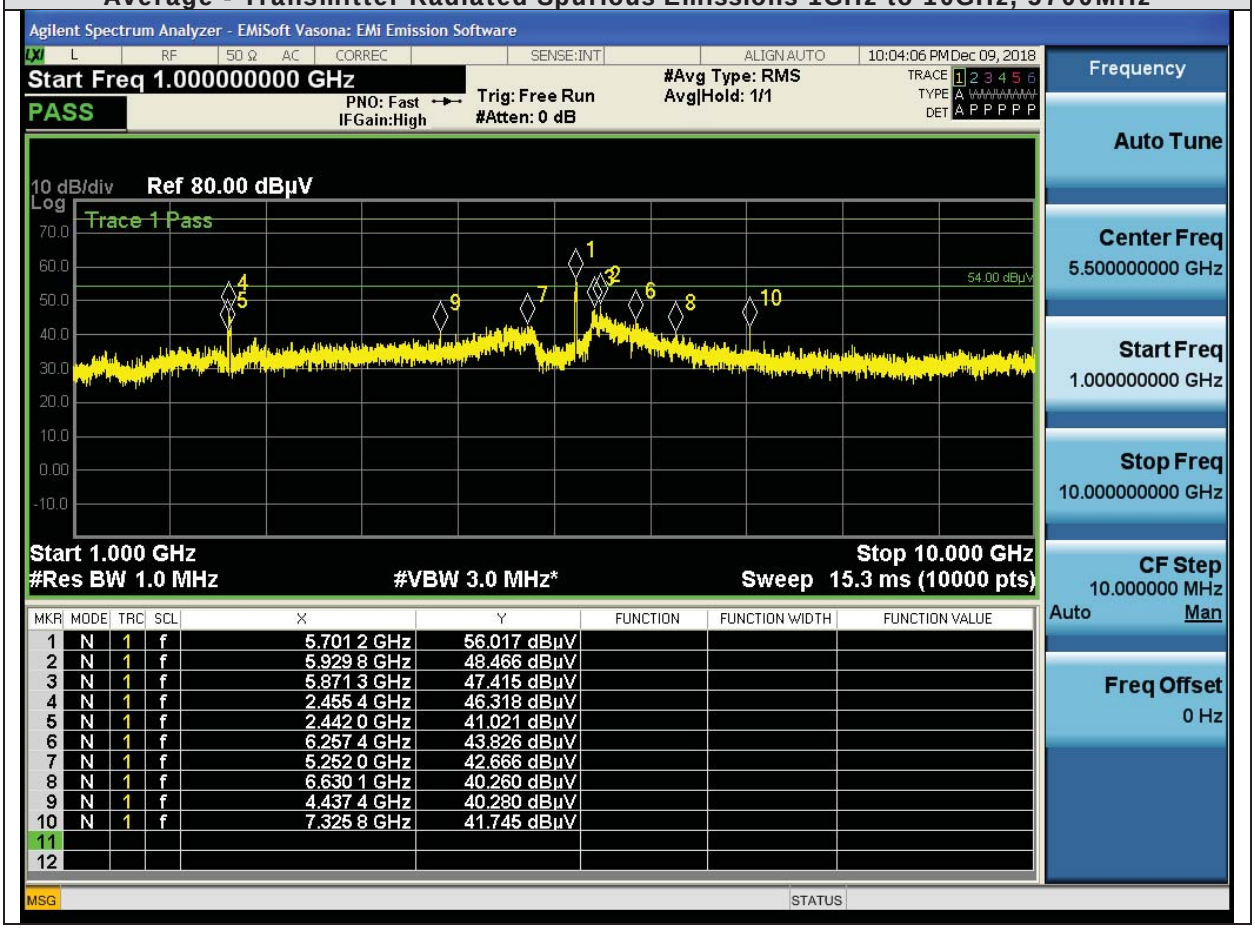

MKR	MODE	TRC	SCL	X	Y	FUNCTION	FUNCTION WIDTH	FUNCTION VALUE
1	N	1	f	5.701 2 GHz	56.017 dBµV			
2	N	1	f	5.929 8 GHz	48.466 dBµV			
3	N	1	f	5.871 3 GHz	47.415 dBµV			
4	N	1	f	2.455 4 GHz	46.318 dBµV			
5	N	1	f	2.442 0 GHz	41.021 dBµV			
6	N	1	f	6.257 4 GHz	43.826 dBµV			
7	N	1	f	5.252 0 GHz	42.666 dBµV			
8	N	1	f	6.630 1 GHz	40.260 dBµV			
9	N	1	f	4.437 4 GHz	40.280 dBµV			
10	N	1	f	7.325 8 GHz	41.745 dBµV			
11								
12								

This document is uncontrolled. Please refer to the electronic copy within EDCS for the most up to date version.
Cisco Systems, Inc. Company Confidential

6.1.6 Radiated Transmitter Spurious Emissions – 10-18GHz

Note: Emissions tests were done with all radios on simultaneously (i.e. BLE, 2.4GHz, and 5GHz radios)

Peak - Transmitter Radiated Spurious Emissions 10GHz to 18GHz, 5500MHz

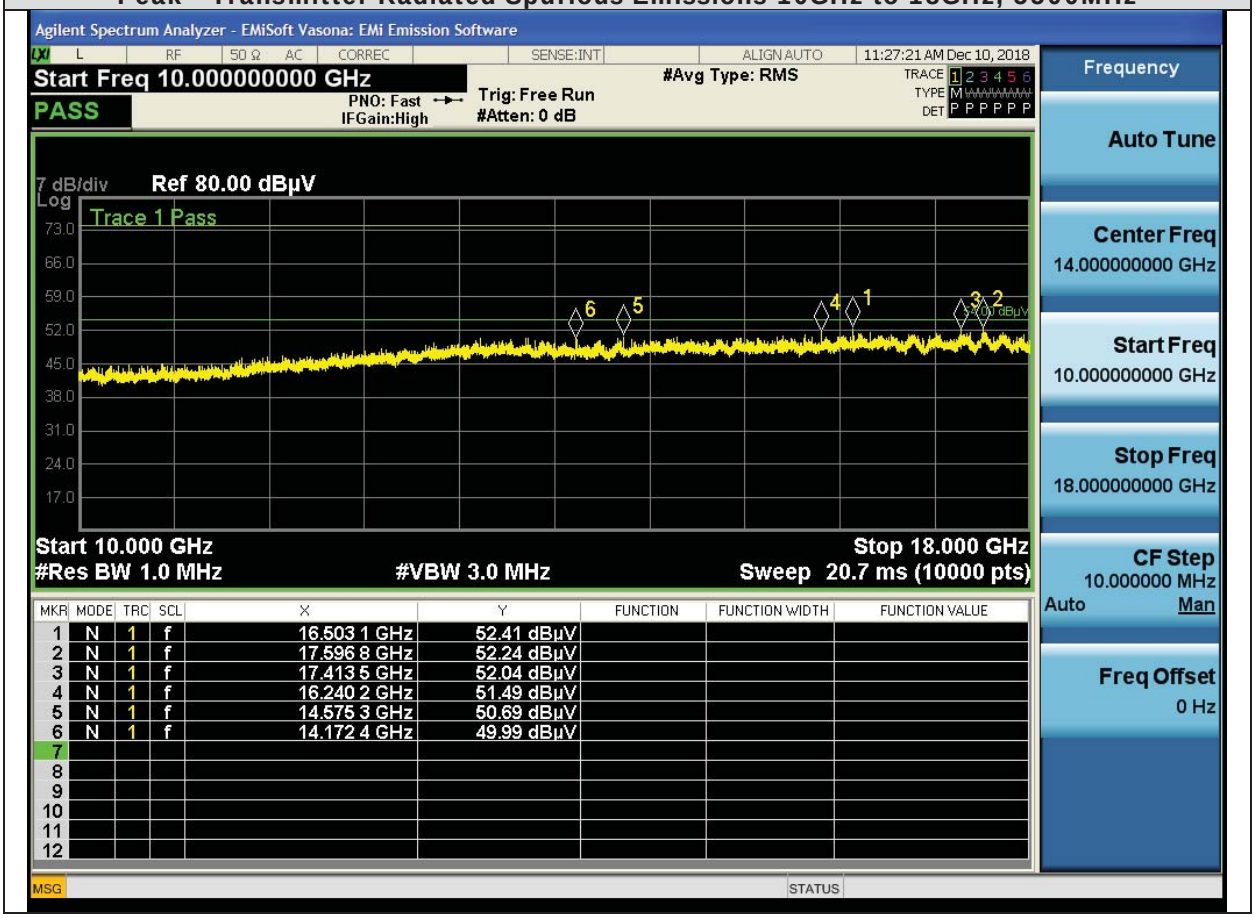

This document is uncontrolled. Please refer to the electronic copy within EDCS for the most up to date version.
Cisco Systems, Inc. Company Confidential

Note: Emissions tests were done with all radios on simultaneously (i.e. BLE, 2.4GHz, and 5GHz radios)

Average - Transmitter Radiated Spurious Emissions 10Hz to 18GHz, 5500MHz

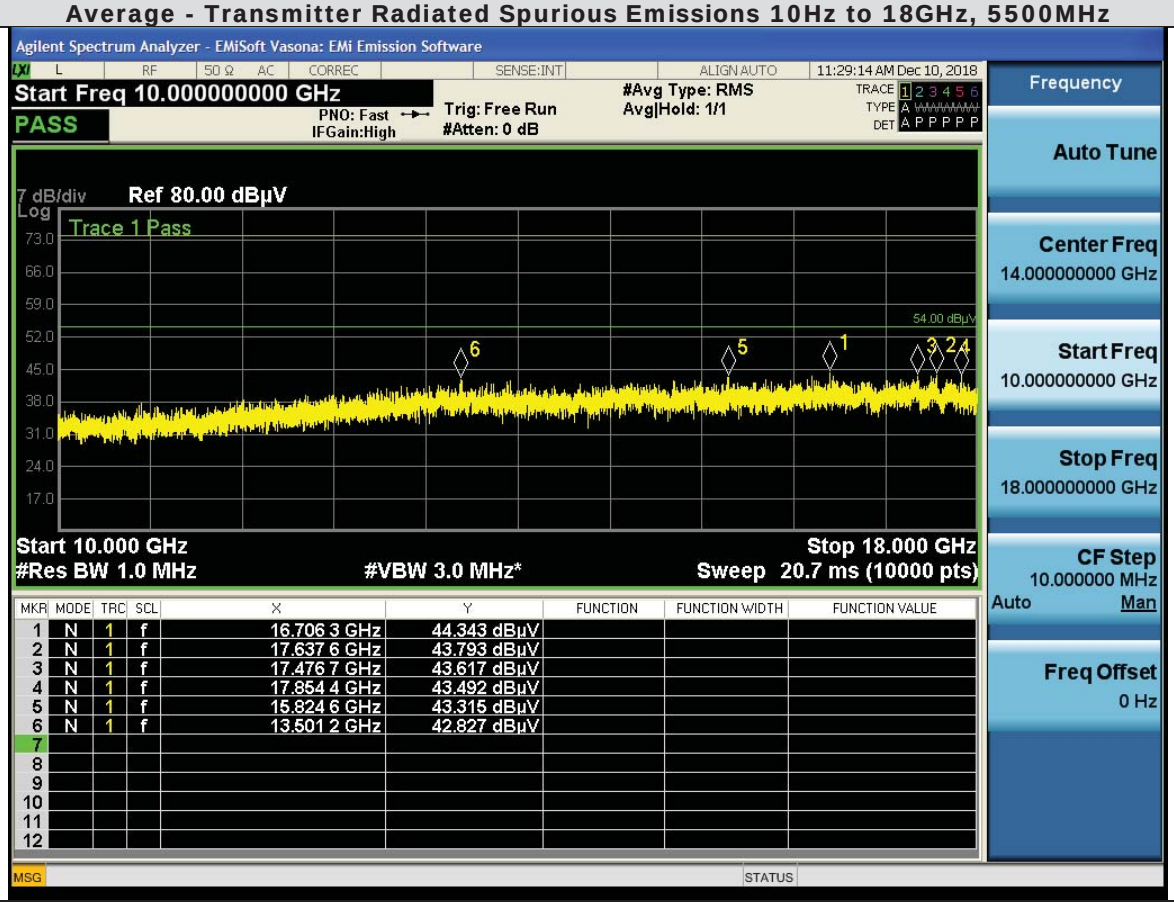

This document is uncontrolled. Please refer to the electronic copy within EDCS for the most up to date version.
Cisco Systems, Inc. Company Confidential

Note: Emissions tests were done with all radios on simultaneously (i.e. BLE, 2.4GHz, and 5GHz radios)

Peak - Transmitter Radiated Spurious Emissions 10GHz to 18GHz, 5580MHz

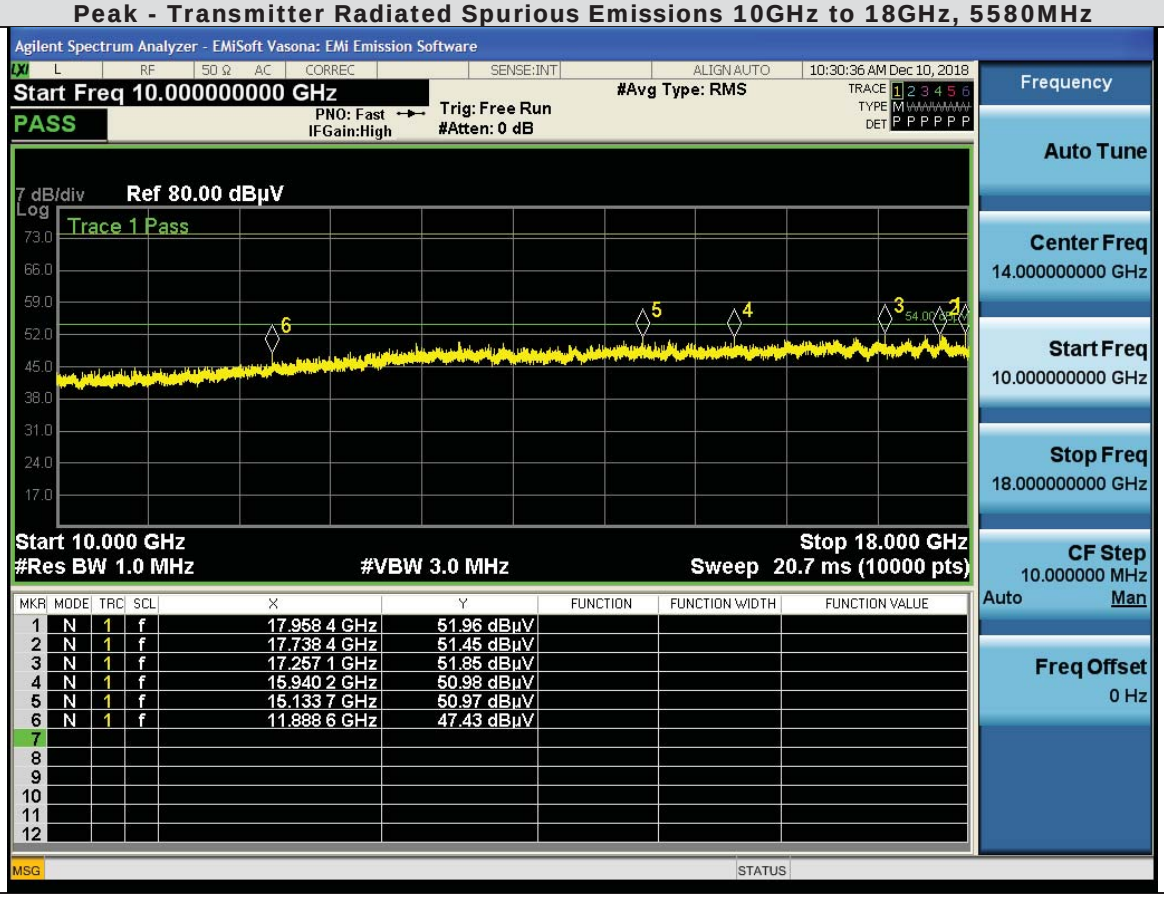

This document is uncontrolled. Please refer to the electronic copy within EDCS for the most up to date version.
Cisco Systems, Inc. Company Confidential

Note: Emissions tests were done with all radios on simultaneously (i.e. BLE, 2.4GHz, and 5GHz radios)

Average - Transmitter Radiated Spurious Emissions 10GHz to 18GHz, 5580MHz

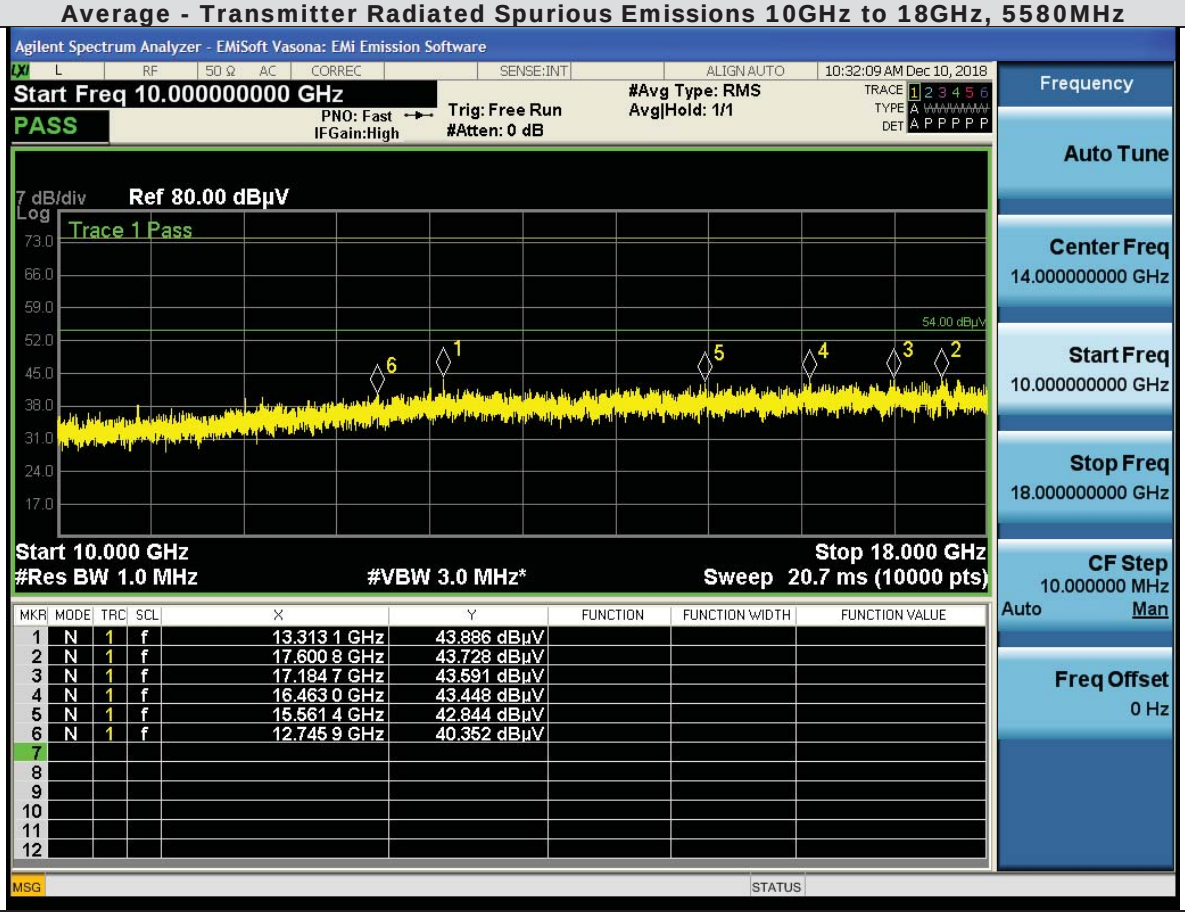

This document is uncontrolled. Please refer to the electronic copy within EDCS for the most up to date version.
Cisco Systems, Inc. Company Confidential

Note: Emissions tests were done with all radios on simultaneously (i.e. BLE, 2.4GHz, and 5GHz radios)

Peak - Transmitter Radiated Spurious Emissions 10GHz to 18GHz, 5700MHz

This document is uncontrolled. Please refer to the electronic copy within EDCS for the most up to date version.
Cisco Systems, Inc. Company Confidential

Note: Emissions tests were done with all radios on simultaneously (i.e. BLE, 2.4GHz, and 5GHz radios)

Average - Transmitter Radiated Spurious Emissions 10GHz to 18GHz, 5700MHz

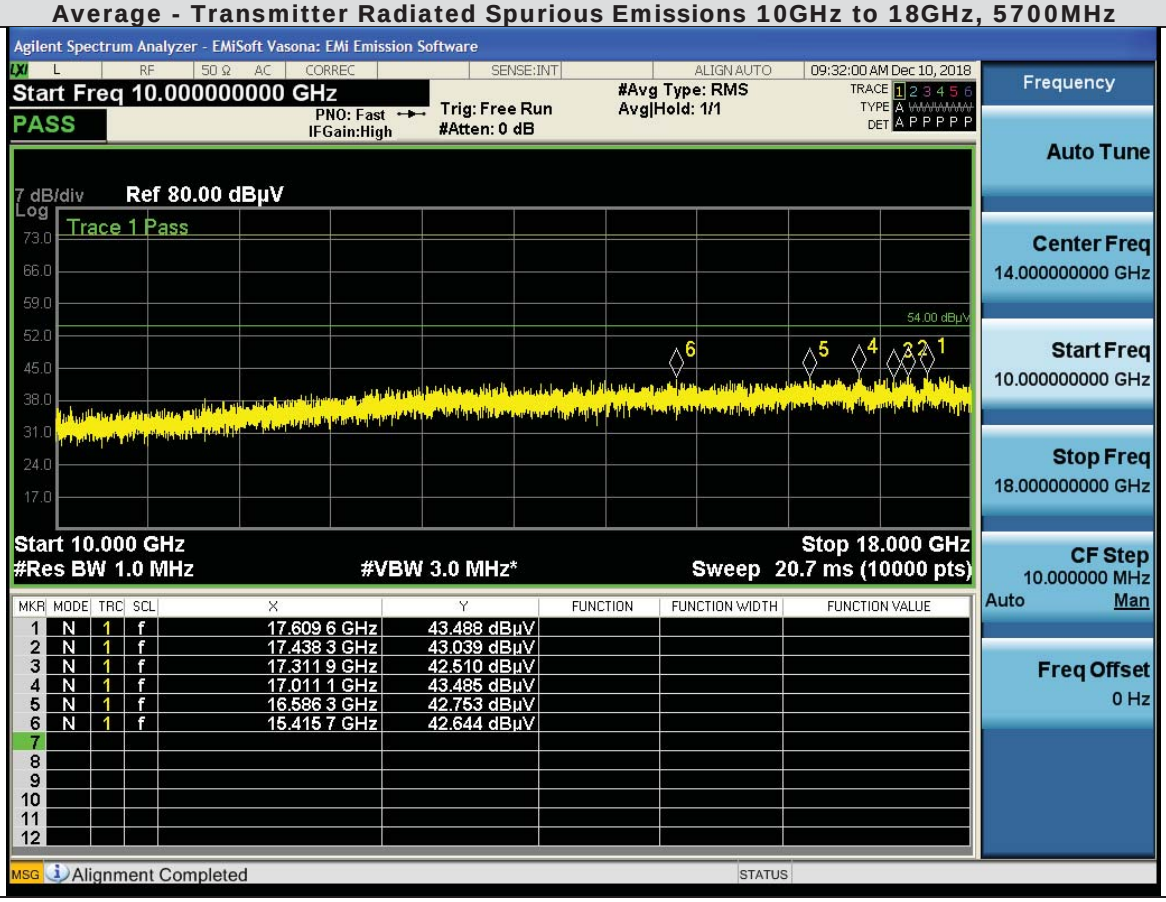

This document is uncontrolled. Please refer to the electronic copy within EDCS for the most up to date version.
Cisco Systems, Inc. Company Confidential

6.1.7 Radiated Transmitter Spurious Emissions – 18-26GHz

Note: Emissions tests were done with all radios on simultaneously (i.e. BLE, 2.4GHz, and 5GHz radios). EUT is in worst case mode

Peak - Transmitter Radiated Spurious Emissions 18GHz to 26GHz

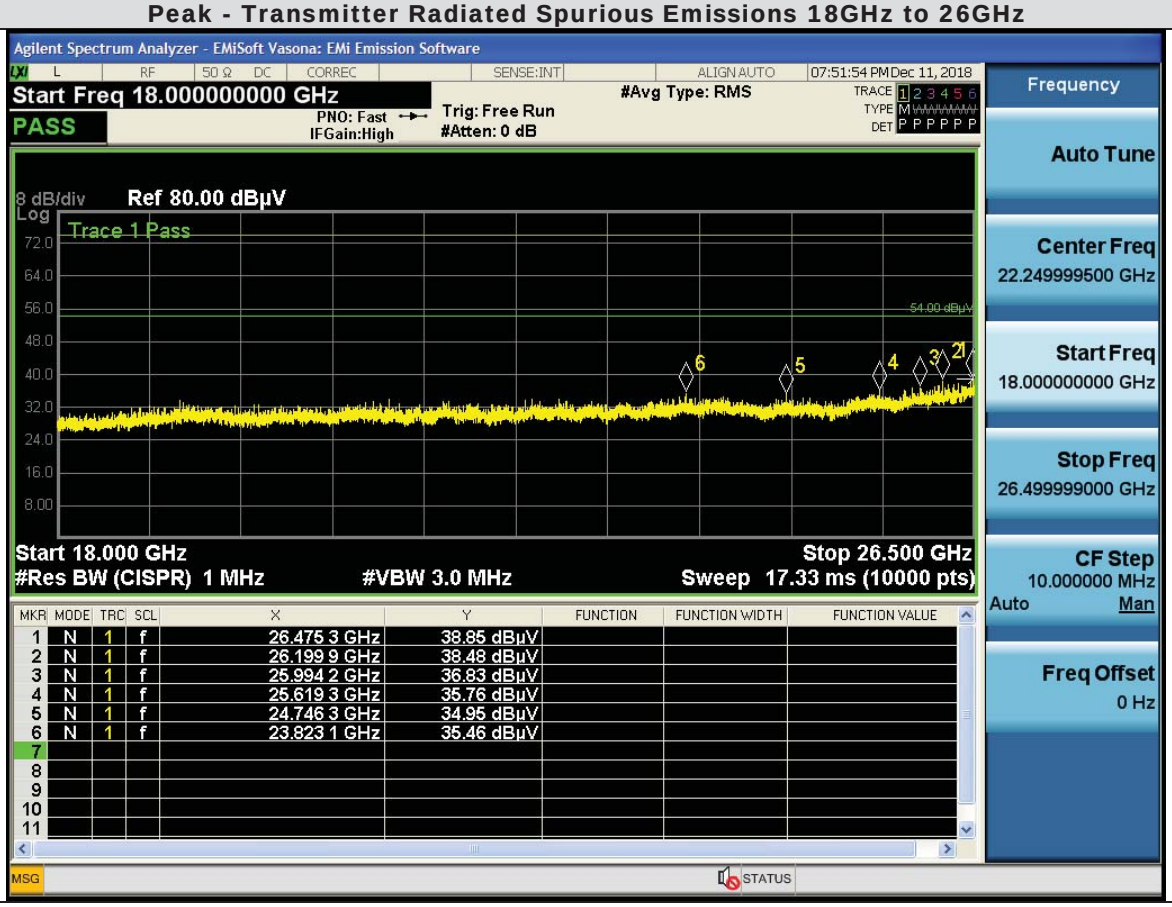

This document is uncontrolled. Please refer to the electronic copy within EDCS for the most up to date version.
Cisco Systems, Inc. Company Confidential

Note: Emissions tests were done with all radios on simultaneously (i.e. BLE, 2.4GHz, and 5GHz radios). EUT is in worst case mode

Average - Transmitter Radiated Spurious Emissions 18GHz to 26GHz

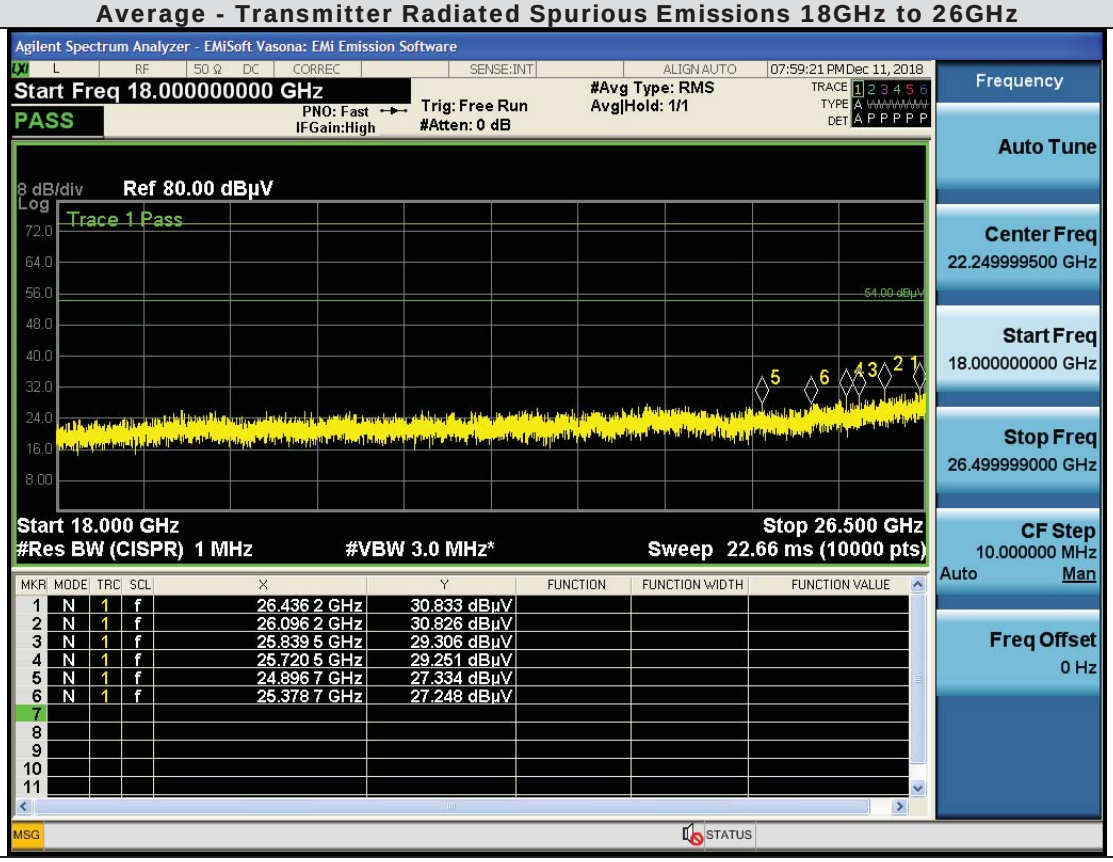

This document is uncontrolled. Please refer to the electronic copy within EDCS for the most up to date version.
Cisco Systems, Inc. Company Confidential

6.1.8 Radiated Transmitter Spurious Emissions – 26-40GHz

Note: Emissions tests were done with all radios on simultaneously (i.e. BLE, 2.4GHz, and 5GHz radios). EUT is in worst case mode

Peak - Transmitter Radiated Spurious Emissions 26GHz to 40GHz

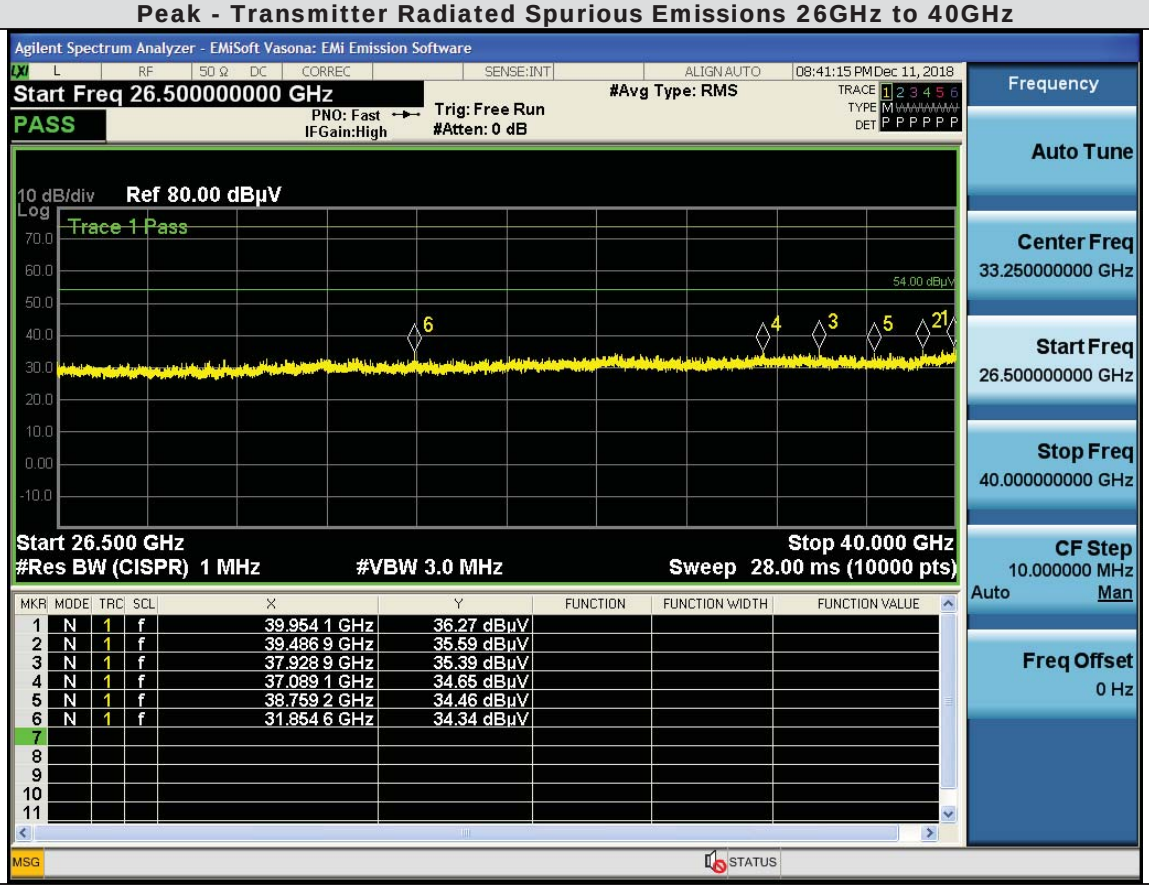

This document is uncontrolled. Please refer to the electronic copy within EDCS for the most up to date version.
Cisco Systems, Inc. Company Confidential

Note: Emissions tests were done with all radios on simultaneously (i.e. BLE, 2.4GHz, and 5GHz radios). EUT is in worst case mode

Average - Transmitter Radiated Spurious Emissions 26GHz to 40GHz

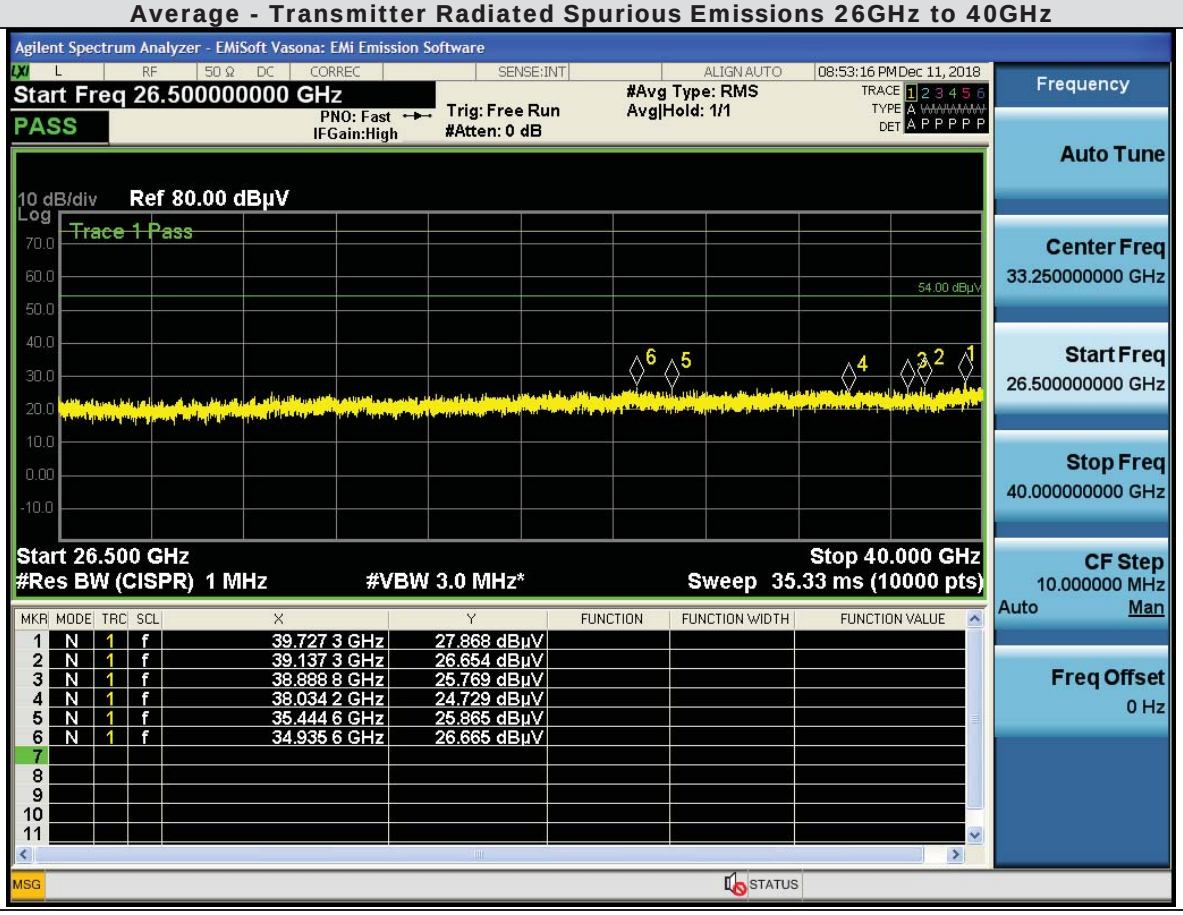

This document is uncontrolled. Please refer to the electronic copy within EDCS for the most up to date version.
Cisco Systems, Inc. Company Confidential

6.2 AC Conducted Emissions

Note: Only DC power is supplied to the unit.

This document is uncontrolled. Please refer to the electronic copy within EDCS for the most up to date version.
Cisco Systems, Inc. Company Confidential

Appendix A: List of Test Equipment Used to perform the test

Equip#	Manufacturer/ Model	Description	Last Cal	Next Due
Test Equipment used for Radiated Emissions 10/4/2018 – 10/5/2018				
3038	Keysight (Agilent/HP) / 8447F	Amplifier	20 Jun. 2018	20 Jun. 2019
4729	Fluke / 77 III	Digital Multimeter	01 May 2018	01 May 2019
20975	Micro-Coax / UFB311A-0-1344-520520	Coaxial Cable-18GHz	19 Feb. 2018	19 Feb. 2019
25001	Micro-Coax / UFB197C-1-0240-504504	Coaxial RF Cable, 26.5 GHz	24 Apr. 2018	24 Apr. 2019
27233	York / CNE V	Comparison Noise Emitter	Cal. not required	Cal. not required
30652	Sunol Sciences / JB1	Combination Antenna, 30MHz-2GHz	20 Apr. 2018	20 Apr. 2019
44940	Rhode & Schwarz ESU 40	EMI Receiver, 40GHz	13 Dec. 2018	13 Dec. 2019
45166	Stanley / 33-428	26' Tape Measure	Cal. not required	Cal. not required
55936	Huber + Suhner / Sucoflex 106PA	RF Type N Antenna Cable 18GHz 8.5m	19 Oct. 2017	19 Oct. 2018
56154	Huber + Suhner / Sucoflex 104PEA	Sucoflex N Type blue 7ft Cable	18 Jan. 2018	18 Jan. 2019
Test Equipment used for Radiated Emissions 12/5/2018 – 12/11/2018				
5687	Fluke / 73 III	Digital Multimeter	02 Nov. 2018	02 Nov. 2019
8171	Keysight (Agilent/HP) / 8491B Opt 010	Attenuator	25 Apr. 2018	25 Apr. 2019
21117	Micro-Coax / UFB311A-0-2484-520520	Coaxial Cable – 18GHz	13 Aug. 2018	13 Aug. 2019
27233	York / CNE V	Comparison Noise Emitter	Cal. not required	Cal. not required
30654	Sunol Sciences / JB1	Combination Antenna, 30MHz – 2GHz	20 Apr. 2018	20 Apr. 2019
32544	ETS Lindgren / 3117	Double Ridged Horn Antenna	20 Sep. 2018	20 Sep. 2019
34075	Schaffner / RSG 2000	Reference Spectrum Generator, 1-18GHz	Cal. not required	Cal. not required
34304	Micro-Tronics / BRM50702-02	Band Reject Filter	26 Jun. 2018	26 Jun. 2019
35608	Micro-Tronics / BRC50703-02	Notch Filter	17 Aug. 2018	17 Aug. 2019
35616	Micro-Tronics / HPM50112-02	Notch Filter	03 Jul. 2018	03 Jul. 2019
39123	Cisco / TH0118	Mast Mount Preamplifier Array, 1-18GHz	02 Apr. 2018	02 Apr. 2019
42015	ETS Lindgren / 3117	Double Ridged Horn Antenna	03 Mar. 2018	03 Mar. 2019
47286	Huber + Suhner / Sucoflex 102E	40GHz Cable K Connector	04 Sep. 2018	04 Sep. 2019
47300	Keysight (Agilent/HP) / N9038A	EMI Receiver	19 Apr. 2018	19 Apr. 2019
49563	Huber + Suhner / Sucoflex 106A	Coaxial Cable, 8m	13 Aug. 2018	13 Aug. 2019
54611	Megaphase / RA08-S1S1-12	SMA Cable	31 Jul. 2018	31 Jul. 2019
54624	Megaphase / RA08-S1S1-18	SMA Cable	31 Jul. 2018	31 Jul. 2019
54654	Micro-Tronics / BRC50703-02	Notch Filter	07 Aug. 2018	07 Aug. 2019
55594	Megaphase / GC12-8181-16	SMA Cable	10 May 2018	10 May 2019
56066	Miteq / TTA1800-30-HG-S	18GHz SMA Pre-Amplifier	21 May 2018	21 May 2019

This document is uncontrolled. Please refer to the electronic copy within EDCS for the most up to date version.
Cisco Systems, Inc. Company Confidential

56159	Huber + Suhner / Sucoflex 104PEA	Sucoflex N Type blue7ft cable	18 Jan. 2018	18 Jan. 2019
RF Conducted test equipment 11/5/2018 – 12/15/2018				
53614	Keysight (Agilent/HP) / N9030A-550	PXA Signal Analyzer, 3Hz to 50GHz	17 Jul. 2018	17 Jul. 2019
57477	Cisco	Automated Radio Testing Station	Verify Before Use	Verify Before Use
06325	Lufft / 5063-33W	Dial Hygrometer	27 Aug. 2018	27 Aug. 2019
56330	Pasternack / PE5019-1	Torque Wrench	28 Feb. 2018	28 Feb. 2019
RF Conducted test equipment 1/17/2019 – 2/4/2019				
53614	Keysight (Agilent/HP) / N9030A-550	PXA Signal Analyzer, 3Hz to 50GHz	17 Jul. 2018	17 Jul. 2019
57475	Cisco	Automated Radio Testing Station	Verify Before Use	Verify Before Use
54237	Pasternack / PE5011-1	Preset Torque Wrench, 8in/lbs	23 Feb. 2018	23 Feb. 2019
06325	Lufft / 5063-33W	Dial Hygrometer	27 Aug. 2018	27 Aug. 2019

This document is uncontrolled. Please refer to the electronic copy within EDCS for the most up to date version.
Cisco Systems, Inc. Company Confidential

Appendix B: Abbreviation Key and Definitions

The following table defines abbreviations used within this test report.

Abbreviation	Description	Abbreviation	Description
EMC	Electro Magnetic Compatibility	°F	Degrees Fahrenheit
EMI	Electro Magnetic Interference	°C	Degrees Celsius
EUT	Equipment Under Test	Temp	Temperature
ITE	Information Technology Equipment	S/N	Serial Number
TAP	Test Assessment Schedule	Qty	Quantity
ESD	Electro Static Discharge	emf	Electromotive force
EFT	Electric Fast Transient	RMS	Root mean square
EDCS	Engineering Document Control System	Qp	Quasi Peak
Config	Configuration	Av	Average
CIS#	Cisco Number (unique identification number for Cisco test equipment)	Pk	Peak
Cal	Calibration	kHz	Kilohertz ($1x10^3$)
EN	European Norm	MHz	MegaHertz ($1x10^6$)
IEC	International Electro technical Commission	GHz	Gigahertz ($1x10^9$)
CISPR	International Special Committee on Radio Interference	H	Horizontal
CDN	Coupling/Decoupling Network	V	Vertical
LISN	Line Impedance Stabilization Network	dB	decibel
PE	Protective Earth	V	Volt
GND	Ground	kV	Kilovolt ($1x10^3$)
L1	Line 1	µV	Microvolt ($1x10^{-6}$)
L2	Line2	A	Amp
L3	Line 3	µA	Micro Amp ($1x10^{-6}$)
DC	Direct Current	mS	Milli Second ($1x10^{-3}$)
RAW	Uncorrected measurement value, as indicated by the measuring device	µS	Micro Second ($1x10^{-6}$)
RF	Radio Frequency	µS	Micro Second ($1x10^{-6}$)
SLCE	Signal Line Conducted Emissions	m	Meter
Meas dist	Measurement distance	Spec dist	Specification distance
N/A or NA	Not Applicable	SL	Signal Line (or Telecom Line)
P	Power Line	L	Live Line
N	Neutral Line	R	Return
S	Supply	AC	Alternating Current

This document is uncontrolled. Please refer to the electronic copy within EDCS for the most up to date version.
Cisco Systems, Inc. Company Confidential

Appendix C: Software Used to Perform Testing

EMIsoft Vasona: version 6.047
Automated Testing Software: RF_Automation.vi version 44

This document is uncontrolled. Please refer to the electronic copy within EDCS for the most up to date version.
Cisco Systems, Inc. Company Confidential

Appendix D: Test Procedures

Measurements were made in accordance with

- KDB 789033 - D02 General UNII Test Procedures New Rules v01r02
- KDB 662911 - MIMO
- ANSI C63.4 2014 Unintentional Radiators
- ANSI C63.10 2013 Intentional Radiators

Test procedures are summarized below:

FCC 5GHz Test Procedures	EDCS # 1445048
FCC 5GHz RSE Test Procedures	EDCS # 1511600

This document is uncontrolled. Please refer to the electronic copy within EDCS for the most up to date version.
Cisco Systems, Inc. Company Confidential

Appendix E: Scope of Accreditation (A2LA certificate number 1178-01)

The scope of accreditation of Cisco Systems, Inc. can be found on the A2LA web page at:

http://www.a2la.org/scopepdf/1178-01.pdf

This document is uncontrolled. Please refer to the electronic copy within EDCS for the most up to date version.
Cisco Systems, Inc. Company Confidential

Appendix F: Test Assessment Plan

Test Plan EDCS# 15438021
Power Tables EDCS# 11793772

This document is uncontrolled. Please refer to the electronic copy within EDCS for the most up to date version.
Cisco Systems, Inc. Company Confidential